

Average RPI Win:		160	WON-LOST RECORD		WINNING PCT. RANK	LAST 15 GAMES		STRENGTH OF SCHEDULE		OPP. STRENGTH OF SCHEDULE	TEAM RPI	ADJ RPI	CONF. RPI	ADJ CONF. RPI			
Average RPI Loss:		95															
DIV. I ONLY			17-33-1		.34314	255		116		82	201	.47282	203	12	12		
DIV. I NON-CONF.			7-11-0		.38889	209		101		40	171	.48874	172	12	12		
TOTALS		RPI 1-25		RPI 26-50		W-L RECORDS		RPI 51-100		RPI 101-150		RPI 150+					
17-33-1		0-4-0		1-2-0		OVERALL		5-12-0		2-10-0		9-5-1					
12-15-0		0-2-0		0-0-0		HOME		3-2-0		2-7-0		7-4-0					
4-17-1		0-2-0		0-2-0		AWAY		2-9-0		0-3-0		2-1-1					
1-1-0		0-0-0		1-0-0		NEUTRAL		0-1-0		0-0-0		0-0-0					
7-11-0		0-4-0		1-2-0		NON-CONFERENCE		1-4-0		0-0-0		5-1-0					
5-4-0		0-2-0		0-0-0		HOME		1-1-0		0-0-0		4-1-0					
1-6-0		0-2-0		0-0-		AWAY		0-2-0		0-0-0		1-0-0					
1-1-0		0-0-0		1-0-0		NEUTRAL		0-1-0		0-0-0		0-0-0					
10-22-1		0-0-0		0-0-0		CONFERENCE		4-8-0		2-10-0		4-4-1					
7-11-0		0-0-0		0-0-0		HOME		2-1-0		2-7-0		3-3-0					
3-11-1		0-0-0		0-0-0		AWAY		2-7-0		0-3-0		1-1-1					
0-0-0		0-0-0		0-0-0		NEUTRAL		0-0-0		0-0-0		0-0-0					
RPI	S	Opponent		Score		RPI	S	Opponent		Score		RPI	S	Opponent		Score	
5	A	Texas		2	6	30	A	Rice		2	7	51	A	Texas St.		3	4
5	A	Texas		3	16	30	A	Rice		1	23	51	A	Texas St.		10	8
6	H	UCLA		3	11	41	N	Elon		16	12	51	A	Texas St.		8	13
18	H	Oklahoma		2	11							53	H	Southeastern La.		3	11
												53	H	Southeastern La.		11	5
												53	H	Southeastern La.		10	5
												60	A	Texas Tech		5	9
												60	A	Texas Tech		9	10
												63	A	Northwestern St.		1	11
												63	A	Northwestern St.		2	13
												63	A	Northwestern St.		1	7
												64	N	Nebraska		9	21
												73	H	Mississippi St.		2	4
												73	H	Mississippi St.		8	6
												91	A	Stephen F. Austin		6	3
												91	A	Stephen F. Austin		3	4
												91	A	Stephen F. Austin		3	4
</																	

Non-Div. I Games: Tex. A&M-Kingsville 11 6 Houston-Victoria 13 6 Texas-Brownsville 14 5

A&M-Corpus Christi

63 A Northwestern St.	1	7
214 A Central Ark.	8	8

A  
&  
M  
-  
C  
o  
r  
p  
u  
s  
C  
h  
r  
i  
s  
t  
i

A  
&  
M  
-  
C  
o  
r  
p  
u  
s  
C  
h  
r  
i  
s  
t  
i

Average RPI Win: 149		WON-LOST RECORD		WINNING PCT. RANK		LAST 15 GAMES		STRENGTH OF SCHEDULE		OPP. STRENGTH OF SCHEDULE		TEAM RPI		ADJ RPI		CONF. RPI		ADJ CONF. RPI	
DIV. I ONLY		10-42-0		.19231 294		4-11-0		54		200		253		.44079 249		10		10	
DIV. I NON-CONF.		7-22-0		.24138 264		2-1-0		81		282		247		.43953 245		9		8	
TOTALS		RPI 1-25		RPI 26-50		W-L RECORDS		RPI 51-100		RPI 101-150		RPI 150+							
10-42-0		2-4-0		0-2-0		OVERALL		0-10-0		1-12-0		7-14-0							
4-13-0		1-2-0		0-2-0		HOME		0-3-0		1-2-0		2-4-0							
5-26-0		1-2-0		0-0-0		AWAY		0-7-0		0-10-0		4-7-0							
1-3-0		0-0-0		0-0-0		NEUTRAL		0-0-0		0-0-0		1-3-0							
7-22-0		0-0-0		0-0-0		NON-CONFERENCE		0-4-0		0-4-0		7-14-0							
2-4-0		0-0-0		0-0-0		HOME		0-0-0		0-0-0		2-4-0							
4-15-0		0-0-0		0-0-		AWAY		0-4-0		0-4-0		4-7-0							
1-3-0		0-0-0		0-0-0		NEUTRAL		0-0-0		0-0-0		1-3-0							
3-20-0		2-4-0		0-2-0		CONFERENCE		0-6-0		1-8-0		0-0-0							
2-9-0		1-2-0		0-2-0		HOME		0-3-0		1-2-0		0-0-0							
1-11-0		1-2-0		0-0-0		AWAY		0-3-0		0-6-0		0-0-0							
0-0-0		0-0-0		0-0-0		NEUTRAL		0-0-0		0-0-0		0-0-0							
RPI	S	Opponent		Score		RPI	S	Opponent		Score		RPI	S	Opponent		Score			
15	A	TCU		4 2		46	H	New Mexico		0 6		76	A	Hawaii		6 16			
15	A	TCU		2 8		46	H	New Mexico		2 14		76	A	Hawaii		4 18			
15	A	TCU		3 5								76	A	Hawaii		22 19			
15	H	TCU		17 19								76	A	Hawaii		0 4			
15	H	TCU		14 11								100	A	San Diego St.		6 21			
15	H	TCU		6 20								100	A	San Diego St.		4 13			
												100	A	San Diego St.		9 17			
												100	H	San Diego St.		7 8			
												100	H	San Diego St.		9 16			
												100	H	San Diego St.		9 14			
																</			

15 A TCU	2	8
100 A San Diego St.	9	17

RPI	S	Opponent	Score	
202	H	Northern Colo.	14	19
205	A	Santa Clara	7	8
207	A	San Jose St.	3	7
207	A	San Jose St.	5	4
261	N	Navy	9	10
261	N	Navy	12	4
261	N	Navy	5	17

Average RPI Win:	215	WON-LOST RECORD	WINNING PCT. RANK	LAST 15 GAMES	STRENGTH OF SCHEDULE	OPP. STRENGTH OF SCHEDULE	TEAM RPI	ADJ RPI	CONF. RPI	ADJ CONF. RPI		
DIV. I ONLY		19-34-0	.35849	242	3-12-0	222	213	251	.44226	245	20	20
DIV. I NON-CONF.		16-10-0	.61538	86	2-1-0	205	257	126	.51038	128	20	20
<hr/>												
TOTALS	RPI 1-25	RPI 26-50		W-L RECORDS		RPI 51-100		RPI 101-150		RPI 150+		
19-34-0	0-0-0	0-0-0		OVERALL		2-2-0		4-19-0		13-13-0		
4-15-0	0-0-0	0-0-0		HOME		0-1-0		0-6-0		4-8-0		
8-14-0	0-0-0	0-0-0		AWAY		2-1-0		2-9-0		4-4-0		
7-5-0	0-0-0	0-0-0		NEUTRAL		0-0-0		2-4-0		5-1-0		
16-10-0	0-0-0	0-0-0		NON-CONFERENCE		2-2-0		4-7-0		10-1-0		
3-1-0	0-0-0	0-0-0		HOME		0-1-0		0-0-0		3-0-0		
6-4-0	0-0-0	0-0-		AWAY		2-1-0		2-3-0		2-0-0		
7-5-0	0-0-0	0-0-0		NEUTRAL		0-0-0		2-4-0		5-1-0		
3-24-0	0-0-0	0-0-0		CONFERENCE		0-0-0		0-12-0		3-12-0		
1-14-0	0-0-0	0-0-0		HOME		0-0-0		0-6-0		1-8-0		
2-10-0	0-0-0	0-0-0		AWAY		0-0-0		0-6-0		2-4-0		
0-0-0	0-0-0	0-0-0		NEUTRAL		0-0-0		0-0-0		0-0-0		
RPI	S	Opponent	Score	RPI	S	Opponent	Score	RPI	S	Opponent	Score	
						57 A Pittsburgh	12 15			101 A Ohio St.	10 7	
						57 H Pittsburgh	4 5			103 N Indiana	3 10	
						96 A UNC Wilmington	11 5			107 A Central Mich.	6 10	
						96 A UNC Wilmington	5 4			107 A Central Mich.	8 9	
										107 A Central Mich.	7 8	
										114 N Minnesota	0 1	
										114 N Minnesota	0 6	
										114 N Minnesota	4 2	
										116 H Kent St.	6 13	
										116 H Kent St.	2 9	
										116 H Kent St.	7 20	
										122 A Bowling Green	4 6	
										122 A Bowling Green	3 10	
										122 A Bowling Green	9 13	
										128 A New Mexico St.	3 8	
										128 A New Mexico St.	13 11	
										128 A New Mexico St.	5 10	
										128 A New Mexico St.	5 17	
										135 H Toledo	1 5	
										135 H Toledo	4 13	
										135 H Toledo	6 9	
										145 N Dartmouth	25 10	
										149 N Illinois	6 7	
										153 A Miami (OH)	5 6	
										153 A Miami (OH)	4 7	
										153 A Miami (OH)	5 16	
										187 H Eastern Mich.	10 12	
<hr/>												
Non-Div. I Games: Malone				14	13	Lake Erie	9	1	Akron			

## LAST 15 GAMES

116 H	Kent St.	7	20
116 H	Kent St.	6	13
116 H	Kent St.	2	9
288 A	Cleveland St.	5	4
247 H	Ohio	10	13

122 A	Bowling Green	4	6
122 A	Bowling Green	3	10
122 A	Bowling Green	9	13

153 A	Miami (OH)	5	6
153 A	Miami (OH)	4	7
153 A	Miami (OH)	5	16
187 H	Eastern Mich.	10	12

247 H Ohio	3	5
247 H Ohio	1	6

RPI	S	Opponent	Score	
187	H	Eastern Mich.	3	7
187	H	Eastern Mich.	3	6
216	N	Stony Brook	2	3
216	N	Stony Brook	7	0
225	H	Buffalo	4	6
225	H	Buffalo	7	6
225	H	Buffalo	8	9
229	N	Eastern Ill.	6	1
244	N	Yale	14	4
247	H	Ohio	1	6
247	H	Ohio	3	5
247	H	Ohio	10	13
266	H	Duquesne	7	4
271	A	Western Mich.	2	3
271	A	Western Mich.	10	2
271	A	Western Mich.	10	3
273	A	Youngstown St.	11	5
273	H	Youngstown St.	9	8
275	N	North Dakota St.	13	3
284	N	Hartford	12	8
288	A	Cleveland St.	5	4
288	H	Cleveland St.	8	2

A  
k  
r  
o  
n

A  
k  
r  
o  
n

Average RPI Win:		87	WON-LOST		WINNING		LAST 15		STRENGTH OF		OPP. STRENGTH		TEAM	ADJ		CONF.	ADJ CONF.						
Average RPI Loss:		29	RECORD		PCT. RANK		GAMES		SCHEDULE		OF SCHEDULE		RPI	RPI		RPI	RPI						
DIV. I ONLY			37-22-0		.62712		57		11-4-0		1		24		14		.6035						
DIV. I NON-CONF.			18-5-0		.78261		23		5-3-0		33		207		17		.60372						
TOTALS		RPI 1-25		RPI 26-50				W-L RECORDS				RPI 51-100				RPI 101-150				RPI 150+			
37-22-0		11-17-0		10-4-0				OVERALL				8-2-0				4-2-0				9-0-0			
23-7-0		5-4-0		2-1-0				HOME				5-1-0				2-1-0				9-0-0			
10-13-0		4-11-0		6-3-0				AWAY				3-1-0				0-1-0				0-0-0			
6-2-0		2-2-0		2-0-0				NEUTRAL				0-0-0				2-0-0				0-0-0			
18-5-0		3-3-0		3-1-0				NON-CONFERENCE				5-2-0				3-2-0				9-0-0			
13-2-0		0-0-0		0-0-0				HOME				2-1-0				2-1-0				9-0-0			
8-6-0		3-3-0		2-0-				AWAY				3-1-0				0-1-0				0-0-0			
2-0-0		0-0-0		1-0-0				NEUTRAL				0-0-0				1-0-0				0-0-0			
19-17-0		8-14-0		7-3-0				CONFERENCE				3-0-0				1-0-0				0-0-0			
10-5-0		5-4-0		2-1-0				HOME				3-0-0				0-0-0				0-0-0			
5-10-0		1-8-0		4-2-0				AWAY				0-0-0				0-0-0				0-0-0			
4-2-0		2-2-0		1-0-0				NEUTRAL				0-0-0				1-0-0				0-0-0			
RPI	S	Opponent		Score		RPI	S	Opponent		Score		RPI	S	Opponent		Score		RPI	S	Opponent		Score	
4	H	Florida		10	8	26	A	Col. of Charleston		6	2	53	A	Southeastern La.		10	5	108	A	UAB		4	6
4	H	Florida		3	9	26	A	Col. of Charleston		4	0	69	A	Samford		7	8	108	H	UAB		4	11
4	H	Florida		8	14	26	A	Col. of Charleston		6	7	69	H	Samford		5	7	114	H	Minnesota		5	4
4	N	Florida		5	2	27	H	Mississippi		4	5	72	A	South Ala.		5	3	114	H	Minnesota		9	4
9	A	Arkansas		8	9	27	H	Mississippi		6	3	72	H	South Ala.		12	4	119	N	Georgia		13	2
9	A	Arkansas		3	4	27	H	Mississippi		4	1	73	H	Mississippi St.		8	5	131	N	Mercer		5	3
9	A	Arkansas		5	10	27	N	Mississippi		6	3	73	H	Mississippi St.		9	8	216	H	Stony Brook		4	3
10	A	Georgia Tech		10	8	33	A	Kentucky		11	9	73	H	Mississippi St.		6	4	216	H	Stony Brook		13	6
10	A	Georgia Tech		2	5	33	A	Kentucky		2	8	86	A	Jacksonville St.		10	4	216	H	Stony Brook		5	0
10	A	Georgia Tech		8	1	33	A	Kentucky		6	7	86	H	Jacksonville St.		7	3	216	H	Stony Brook		15	8
13	H	Vanderbilt		4	5	41	N	Elon		11	2							219	H	Ill.-Chicago		4	3
13	H	Vanderbilt		8	2	47	A	Tennessee		9	7							219	H	Ill.-Chicago		9	4
13	H	Vanderbilt		4	1	47	A	Tennessee		11	3							219	H	Ill.-Chicago		25	1
16	H	Auburn		1	7	47	A	Tennessee		4	2							287	H	Mississippi Val.		5	1
16	H	Auburn		6	5													287	H	Mississippi Val.		7	4
16	H	Auburn		10	5																		
16	N	Auburn		7	1																		
16	N	Auburn		6	8																		
17	A	South Carolina		15	20																		
17	A	South Carolina		6	4																		
17	A	South Carolina		7	9																		
19	A	Clemson		5	4	LAST 15 GAMES																	
19	A	Clemson		5	19	19	A	Clemson		6	8	41	N	Elon		11	2						
19	A	Clemson		6	8	19	A	Clemson		5	19	22	N	LSU		3	4						
22	A	LSU		5	6	19	A	Clemson		5	4	4	N	Florida		5	2						
22	A	LSU		7	9	10	A	Georgia Tech		10	8												
22	A	LSU		5	12	10	A	Georgia Tech		8	1												

Alabama

RPI	S	Opponent	Score
22	N	LSU	3 <b>4</b>
131	N	Mercer	5 3
10	A	Georgia Tech	2 <b>5</b>

Non-Div. I Games:



Average RPI Win: 239		WON-LOST RECORD		WINNING PCT. RANK		LAST 15 GAMES		STRENGTH OF SCHEDULE		OPP. STRENGTH OF SCHEDULE		TEAM RPI		ADJ RPI		CONF. RPI		ADJ CONF. RPI	
Average RPI Loss: 224		4-27-0		.12903 299		2-13-0		294		296		300		.29915 301		32		32	
DIV. I ONLY		1-7-0		.125 290		0-2-0		72		2		253		.39865 278		32		32	
DIV. I NON-CONF.																			
TOTALS		RPI 1-25		RPI 26-50		W-L RECORDS		RPI 51-100		RPI 101-150		RPI 150+							
4-27-0		0-2-0		0-0-0		OVERALL		1-4-0		0-1-0		3-20-0							
3-8-0		0-0-0		0-0-0		HOME		0-0-0		0-0-0		3-8-0							
1-19-0		0-2-0		0-0-0		AWAY		1-4-0		0-1-0		0-12-0							
0-0-0		0-0-0		0-0-0		NEUTRAL		0-0-0		0-0-0		0-0-0							
1-7-0		0-2-0		0-0-0		NON-CONFERENCE		1-4-0		0-1-0		0-0-0							
0-0-0		0-0-0		0-0-0		HOME		0-0-0		0-0-0		0-0-0							
1-7-0		0-2-0		0-0-		AWAY		1-4-0		0-1-0		0-0-0							
0-0-0		0-0-0		0-0-0		NEUTRAL		0-0-0		0-0-0		0-0-0							
3-20-0		0-0-0		0-0-0		CONFERENCE		0-0-0		0-0-0		3-20-0							
3-8-0		0-0-0		0-0-0		HOME		0-0-0		0-0-0		3-8-0							
0-12-0		0-0-0		0-0-0		AWAY		0-0-0		0-0-0		0-12-0							
0-0-0		0-0-0		0-0-0		NEUTRAL		0-0-0		0-0-0		0-0-0							
RPI	S	Opponent		Score		RPI	S	Opponent		Score		RPI	S	Opponent		Score			
16	A	Auburn		0	18							108	A	UAB		1	12		
16	A	Auburn		1	11							60	A	Texas Tech		4	3		
												60	A	Texas Tech		0	26		
												97	A	Oklahoma St.		0	5		
												97	A	Oklahoma St.		6	4		
												97	A	Oklahoma St.		0	4		
												260	H	Jackson St.		8	6		
												260	H	Jackson St.		1	6		
												260	H	Jackson St.		0	2		
												276	A	Alcorn St.		2	20		
												276	A	Alcorn St.		5	6		
												276	A	Alcorn St.		9	19		
												276	H	Alcorn St.		0	6		
												276	H	Alcorn St.		1	12		
												287	A	Mississippi Val.		1	10		
												287	A	Mississippi Val.		3	5		
												287	A	Mississippi Val.		1	6		
												287	H	Mississippi Val.		3	8		
												287	H	Mississippi Val.		2	12		
												287	H	Mississippi Val.		2	15		
												299	A	Alabama St.		6	8		
												299	A	Alabama St.		0	5		
												299	A	Alabama St.		4	11		
												299	H	Alabama St.		5	4		
												299	H	Alabama St.		10	5		
												299	H	Alabama St.		2	5		

Non-Div. I Games:

Kentucky St.  
Selma

8	4	Selma	12	13
12	2	Miles	5	11
260	A	Jackson St.	1	6
260	H	Jackson St.	1	6

Miles	1	12	Concordia-Selma	Alabama A&M
Albany St. (GA)	11	8	Concordia-Selma	8 7

A  
l  
a  
b  
a  
m  
a  
A  
&  
M

A  
l  
a  
b  
a  
m  
a  
A  
&  
M

Non-Div. I Games:

Selma

9

7

Kentucky St.

6

5

Alabama A&M

A  
l  
a  
b  
a  
m  
a  
A  
&  
M

A  
l  
a  
b  
a  
m  
a  
A  
&  
M

Average RPI Win: 286		WON-LOST	WINNING	LAST 15	STRENGTH OF		OPP. STRENGTH	TEAM	ADJ	CONF.	ADJ CONF.		
Average RPI Loss: 264		RECORD	PCT. RANK	GAMES	SCHEDULE		OF SCHEDULE	RPI	RPI	RPI	RPI		
DIV. I ONLY		9-28-0	.24324	286	3-12-0		300	301	299	.33602	299	32	32
DIV. I NON-CONF.		1-6-0	.14286	286	0-1-0		284	300	300	.34206	299	32	32
TOTALS		RPI 1-25	RPI 26-50		W-L RECORDS		RPI 51-100		RPI 101-150		RPI 150+		
9-28-0		0-0-0	0-0-0		OVERALL		0-0-0		0-1-0		9-27-0		
5-10-0		0-0-0	0-0-0		HOME		0-0-0		0-0-0		5-10-0		
3-16-0		0-0-0	0-0-0		AWAY		0-0-0		0-1-0		3-15-0		
1-2-0		0-0-0	0-0-0		NEUTRAL		0-0-0		0-0-0		1-2-0		
1-6-0		0-0-0	0-0-0		NON-CONFERENCE		0-0-0		0-1-0		1-5-0		
1-2-0		0-0-0	0-0-0		HOME		0-0-0		0-0-0		1-2-0		
0-4-0		0-0-0	0-0-		AWAY		0-0-0		0-1-0		0-3-0		
0-0-0		0-0-0	0-0-0		NEUTRAL		0-0-0		0-0-0		0-0-0		
8-22-0		0-0-0	0-0-0		CONFERENCE		0-0-0		0-0-0		8-22-0		
4-8-0		0-0-0	0-0-0		HOME		0-0-0		0-0-0		4-8-0		
3-12-0		0-0-0	0-0-0		AWAY		0-0-0		0-0-0		3-12-0		
1-2-0		0-0-0	0-0-0		NEUTRAL		0-0-0		0-0-0		1-2-0		
RPI	S	Opponent	Score	RPI	S	Opponent	Score	RPI	S	Opponent	Score	RPI	S
								108	A	UAB	6	16	
								165	A	Georgia St.	1	23	
								165	A	Georgia St.	3	27	
								254	N	Texas Southern	2	3	
								254	N	Texas Southern	7	4	
								260	A	Jackson St.	5	6	
								260	A	Jackson St.	1	8	
								260	A	Jackson St.	2	10	
								260	H	Jackson St.	6	5	
								260	H	Jackson St.	0	15	
								260	H	Jackson St.	4	19	
								272	A	Grambling	2	10	
								272	A	Grambling	5	6	
								272	N	Grambling	2	17	
								276	A	Alcorn St.	1	4	
								276	A	Alcorn St.	2	18	
								276	A	Alcorn St.	10	6	
								276	H	Alcorn St.	11	19	
								276	H	Alcorn St.	1	7	
								276	H	Alcorn St.	7	8	
								287	A	Mississippi Val.	4	14	
								287	A	Mississippi Val.	8	9	
								287	A	Mississippi Val.	7	6	
								287	A	Mississippi Val.	0	10	
								287	H	Mississippi Val.	9	16	
								287	H	Mississippi Val.	3	10	
								287	H	Mississippi Val.	6	11	
Non-Div. I Games:		Clark Atlanta	20	9	Tuskegee	19	7	Tuskegee	6	1	Miles	4	3
												Alabama St.	

Alabama St.

260 A Jackson St.	5	6
260 A Jackson St.	1	8

Through Games Of Sunday, May 30, 2010

RPI	S	Opponent	Score	
291	H	Savannah St.	5	18
291	H	Savannah St.	3	7
296	A	Florida A&M	1	9
296	H	Florida A&M	7	2
301	A	Alabama A&M	5	2
301	A	Alabama A&M	5	10
301	A	Alabama A&M	4	5
301	H	Alabama A&M	5	0
301	H	Alabama A&M	11	4
301	H	Alabama A&M	8	6

Alabama St.

A  
l  
a  
b  
a  
m  
a  
S  
t  
.

A  
l  
a  
b  
a  
m  
a  
S  
t  
.

[illegible]

**Non-Div. I Games:**

Albany (NY)

284 H Hartford	0	4
284 H Hartford	3	5

RPI	S	Opponent	Score	
216	H	Stony Brook	14	10
216	H	Stony Brook	2	3
216	N	Stony Brook	2	4
216	N	Stony Brook	4	8
223	A	Sacramento St.	2	22
224	A	UNC Greensboro	4	8
224	A	UNC Greensboro	1	13
224	A	UNC Greensboro	5	11
257	A	NYIT	2	5
257	A	NYIT	1	2
284	A	Hartford	5	7
284	A	Hartford	8	0
284	A	Hartford	2	0
284	H	Hartford	3	5
284	H	Hartford	18	13
284	H	Hartford	0	4
292	A	UMBC	13	0
292	A	UMBC	10	8
292	A	UMBC	9	5
292	A	UMBC	1	3

A  
l  
b  
a  
n  
y  
(  
N  
Y  
)

A  
l  
b  
a  
n  
y  
(  
N  
Y  
)

Average RPI Win: 278		WON-LOST	WINNING	LAST 15	STRENGTH OF		OPP. STRENGTH	TEAM	ADJ	CONF.	ADJ CONF.						
Average RPI Loss: 174		RECORD	PCT. RANK	GAMES	SCHEDULE		OF SCHEDULE	RPI	RPI	RPI	RPI						
DIV. I ONLY		20-27-0	.42553	206	7-8-0		281	292	265	.41319	276	32	32				
DIV. I NON-CONF.		1-14-0	.06667	293	0-3-0		45	18	266	.41278	271	32	32				
<hr/>																	
TOTALS		RPI 1-25		RPI 26-50		W-L RECORDS		RPI 51-100		RPI 101-150		RPI 150+					
20-27-0		0-1-0		0-2-0		OVERALL		0-7-0		0-2-0		20-15-0					
9-6-0		0-0-0		0-0-0		HOME		0-0-0		0-0-0		9-6-0					
8-19-0		0-1-0		0-2-0		AWAY		0-6-0		0-2-0		8-8-0					
3-2-0		0-0-0		0-0-0		NEUTRAL		0-1-0		0-0-0		3-1-0					
<hr/>																	
1-14-0		0-1-0		0-2-0		NON-CONFERENCE		0-7-0		0-2-0		1-2-0					
0-0-0		0-0-0		0-0-0		HOME		0-0-0		0-0-0		0-0-0					
1-13-0		0-1-0		0-0-		AWAY		0-6-0		0-2-0		1-2-0					
0-1-0		0-0-0		0-0-0		NEUTRAL		0-1-0		0-0-0		0-0-0					
<hr/>																	
19-13-0		0-0-0		0-0-0		CONFERENCE		0-0-0		0-0-0		19-13-0					
9-6-0		0-0-0		0-0-0		HOME		0-0-0		0-0-0		9-6-0					
7-6-0		0-0-0		0-0-0		AWAY		0-0-0		0-0-0		7-6-0					
3-1-0		0-0-0		0-0-0		NEUTRAL		0-0-0		0-0-0		3-1-0					
<hr/>																	
RPI	S	Opponent		Score		RPI	S	Opponent		Score		RPI	S	Opponent		Score	
22	A	LSU		5	17	43	A	La.-Lafayette		0	11	53	A	Southeastern La.		3	17
						43	A	La.-Lafayette		1	18	63	A	Northwestern St.		1	16
												66	A	Ga. Southern		8	11
												66	A	Ga. Southern		3	5
												66	A	Ga. Southern		7	10
												73	A	Mississippi St.		4	27
												75	N	James Madison		7	8



Alcorn St.

Through Games Of Sunday, May 30, 2010

287 H Mississippi Val.	4	8
287 H Mississippi Val.	1	4

RPI	S	Opponent	Score	
299	A	Alabama St.	8	7
299	A	Alabama St.	7	1
299	H	Alabama St.	18	2
299	H	Alabama St.	6	10
299	H	Alabama St.	4	1
301	A	Alabama A&M	12	1
301	A	Alabama A&M	6	0
301	H	Alabama A&M	20	2
301	H	Alabama A&M	6	5
301	H	Alabama A&M	19	9

Alcorn St.

A  
l  
c  
o  
r  
n  
S  
t  
.

A  
l  
c  
o  
r  
n  
S  
t  
.

Average RPI Win:	169	WON-LOST	WINNING	LAST 15	STRENGTH OF	OPP. STRENGTH	TEAM	ADJ	CONF.	ADJ CONF.					
Average RPI Loss:	74	RECORD	PCT. RANK	GAMES	SCHEDULE	OF SCHEDULE	RPI	RPI	RPI	RPI					
DIV. I ONLY		38-18-1	.67544	27	7-8-0	120	118	51	.55378	54	9	9			
DIV. I NON-CONF.		21-2-0	.91304	3	1-1-0	206	199	22	.58846	23	10	10			
<hr/>															
TOTALS	RPI 1-25	RPI 26-50		W-L RECORDS		RPI 51-100		RPI 101-150		RPI 150+					
38-18-1	0-0-0	1-10-0		OVERALL		6-4-1		11-1-0		20-3-0					
19-7-1	0-0-0	0-3-0		HOME		1-1-1		8-0-0		10-3-0					
12-9-0	0-0-0	0-6-0		AWAY		3-2-0		2-1-0		7-0-0					
7-2-0	0-0-0	1-1-0		NEUTRAL		2-1-0		1-0-0		3-0-0					
21-2-0	0-0-0	0-0-0		NON-CONFERENCE		0-0-0		11-1-0		10-1-0					
11-1-0	0-0-0	0-0-0		HOME		0-0-0		8-0-0		3-1-0					
6-1-0	0-0-0	0-0-		AWAY		0-0-0		2-1-0		4-0-0					
4-0-0	0-0-0	0-0-0		NEUTRAL		0-0-0		1-0-0		3-0-0					
17-16-1	0-0-0	1-10-0		CONFERENCE		6-4-1		0-0-0		10-2-0					
8-6-1	0-0-0	0-3-0		HOME		1-1-1		0-0-0		7-2-0					
6-8-0	0-0-0	0-6-0		AWAY		3-2-0		0-0-0		3-0-0					
3-2-0	0-0-0	1-1-0		NEUTRAL		2-1-0		0-0-0		0-0-0					
RPI	S	Opponent	Score	RPI	S	Opponent	Score	RPI	S	Opponent	Score	RPI	S	Opponent	Score
				26	H	Col. of Charleston	1 9	55	H	Western Caro.	4 4	102	A	High Point	7 2
				26	H	Col. of Charleston	5 15	55	H	Western Caro.	7 10	102	H	High Point	12 7
				26	H	Col. of Charleston	1 13	55	H	Western Caro.	11 7	130	A	Wake Forest	3 10
				26	N	Col. of Charleston	11 12	55	N	Western Caro.	3 2	130	H	Wake Forest	10 5
				26	N	Col. of Charleston	10 6	55	N	Western Caro.	6 7	133	N	Marist	5 3
				32	A	Citadel	3 6	66	A	Ga. Southern	16 12	137	A	East Tenn. St.	11 10
				32	A	Citadel	2 13	66	A	Ga. Southern	3 8	137	H	East Tenn. St.	14 4
				32	A	Citadel	1 2	66	A	Ga. Southern	2 5	139	H	Rider	8 6
				41	A	Elon	1 6	66	N	Ga. Southern	6 2	139	H	Rider	8 5
				41	A	Elon	4 5	69	A	Samford	17 7	139	H	Rider	7 5
				41	A	Elon	3 13	69	A	Samford	7 3	146	H	Columbia	10 9
												146	H	Columbia	8 4
												180	A	Gardner-Webb	8 2
												180	H	Gardner-Webb	5 6
												213	H	Davidson	7 5
												213	H	Davidson	10 8
												213	H	Davidson	7 3
												217	A	Wofford	7 6
												217	A	Wofford	13 4
												217	A	Wofford	10 3
												222	A	UNC Asheville	12 2
												222	H	UNC Asheville	18 5
												224	H	UNC Greensboro	6 5
												224	H	UNC Greensboro	12 1
												224	H	UNC Greensboro	3 9
												230	A	S.C. Upstate	11 0
												236	H	N.C. A&T	15 4
				LAST 15 GAMES											
				55	N	Western Caro.	6 7	217	A	Wofford	7 6				
				55	N	Western Caro.	3 2	130	A	Wake Forest	3 10				
				26	N	Col. of Charleston	10 6	26	H	Col. of Charleston	1 9				
				66	N	Ga. Southern	6 2								
				26	N	Col. of Charleston	11 12								

Non-Div. I Games:

Appalachian St.

217	A	Wofford	10	3
217	A	Wofford	13	4

RPI	S	Opponent	Score	
236	H	N.C. A&T	3	2
239	H	Furman	3	6
239	H	Furman	5	4
239	H	Furman	10	7
248	N	Niagara	13	2
248	N	Niagara	13	4
256	A	Presbyterian	8	6
256	N	Presbyterian	6	1

Appalachian St.

A  
P  
P  
a  
l  
a  
c  
h  
i  
a  
n  
S  
t  
.

A  
P  
P  
a  
l  
a  
c  
h  
i  
a  
n  
S  
t  
.

Average RPI Win: 100		WON-LOST	WINNING	LAST 15	STRENGTH OF		OPP. STRENGTH	TEAM	ADJ	CONF.	ADJ CONF.
Average RPI Loss: 46		RECORD	PCT. RANK	GAMES	SCHEDULE		OF SCHEDULE	RPI	RPI	RPI	RPI
DIV. I ONLY		33-22-0	.674	5-10-0	5		36	23	.58422	24	1
DIV. I NON-CONF.		20-6-0	.76923	2-4-0	40		186	21	.59282	22	2
TOTALS		RPI 1-25	RPI 26-50		W-L RECORDS		RPI 51-100		RPI 101-150		RPI 150+
33-22-0		6-9-0	9-7-0		OVERALL		5-5-0		2-3-0		12-0-0
27-13-0		4-5-0	8-3-0		HOME		2-2-0		2-3-0		11-0-0
6-9-0		2-4-0	0-3-0		AWAY		3-3-0		0-0-0		1-0-0
1-1-0		0-0-0	1-1-0		NEUTRAL		0-0-0		0-0-0		0-0-0
20-6-0		2-2-0	3-1-0		NON-CONFERENCE		2-2-0		2-3-0		12-0-0
19-6-0		2-1-0	2-0-0		HOME		2-2-0		2-3-0		11-0-0
1-1-0		0-1-0	0-0-0		AWAY		0-0-0		0-0-0		1-0-0
1-1-0		0-0-0	1-1-0		NEUTRAL		0-0-0		0-0-0		0-0-0
13-16-0		4-7-0	6-6-0		CONFERENCE		3-3-0		0-0-0		0-0-0
8-7-0		2-4-0	6-3-0		HOME		0-0-0		0-0-0		0-0-0
5-9-0		2-3-0	0-3-0		AWAY		3-3-0		0-0-0		0-0-0
0-0-0		0-0-0	0-0-0		NEUTRAL		0-0-0		0-0-0		0-0-0
RPI S	Opponent	Score	RPI S	Opponent	Score	RPI S	Opponent	Score	RPI S	Opponent	Score
1 A	Arizona St.	4 2	28 H	Washington St.	13 6	56 H	Wichita St.	13 5	125 H	Cal St. Bakersfield	2 7
1 A	Arizona St.	1 13	28 H	Washington St.	5 3	56 H	Wichita St.	19 0	125 H	Cal St. Bakersfield	17 6
1 H	Arizona St.	12 4	28 H	Washington St.	12 11	65 A	Southern California	0 6	125 H	Cal St. Bakersfield	5 22
1 H	Arizona St.	4 12	31 H	Oregon	9 3	65 A	Southern California	5 7	150 H	UNLV	10 12
1 H	Arizona St.	2 4	31 H	Oregon	8 4	65 A	Southern California	9 7	150 H	UNLV	5 4
6 H	UCLA	3 6	31 H	Oregon	8 9	68 A	Washington	9 1	161 H	Utah Valley	8 7
6 H	UCLA	2 6	35 N	Baylor	10 9	68 A	Washington	2 10	161 H	Utah Valley	8 1
6 H	UCLA	6 4	35 N	Baylor	2 4	68 A	Washington	7 2	161 H	Utah Valley	18 1
11 H	Cal St. Fullerton	10 1	36 H	Stanford	1 3	87 H	Long Beach St.	7 8	190 A	Gonzaga	5 4
11 H	Cal St. Fullerton	8 7	36 H	Stanford	9 8	87 H	Long Beach St.	3 10	202 H	Northern Colo.	9 1
11 H	Cal St. Fullerton	1 6	36 H	Stanford	4 8				202 H	Northern Colo.	7 6
15 A	TCU	5 11	37 A	California	0 8				202 H	Northern Colo.	18 4
25 A	Oregon St.	3 6	37 A	California	2 7				223 H	Sacramento St.	8 7
25 A	Oregon St.	0 5	37 A	California	3 4				223 H	Sacramento St.	5 0
25 A	Oregon St.	3 1	46 H	New Mexico	10 4				223 H	Sacramento St.	10 6
			46 H	New Mexico	11 7				251 H	St. Joseph's	17 3
									251 H	St. Joseph's	12 2
LAST 15 GAMES											
35 N	Baylor	2 4	36 H	Stanford	9 8						
15 A	TCU	5 11	36 H	Stanford	1 3						
35 N	Baylor	10 9	1 H	Arizona St.	2 4						
25 A	Oregon St.	3 1									
25 A	Oregon St.	0 5									

Non-Div. I Games:

Arizona

25 A Oregon St.	3	6
36 H Stanford	4	8

A  
r  
i  
z  
o  
n  
a

A  
r  
i  
z  
o  
n  
a

Average RPI Win: 72		WON-LOST	WINNING	LAST 15	STRENGTH OF		OPP. STRENGTH	TEAM	ADJ	CONF.	ADJ CONF.
Average RPI Loss: 30		RECORD	PCT. RANK	GAMES	SCHEDULE		OF SCHEDULE	RPI	RPI	RPI	RPI
DIV. I ONLY		46-8-0	.85185	2	10-5-0		19	2	1	.64728	1
DIV. I NON-CONF.		24-0-0	1	1	5-2-0		58	11	1	.6581	1
TOTALS		RPI 1-25	RPI 26-50		W-L RECORDS		RPI 51-100		RPI 101-150		RPI 150+
46-8-0		16-5-0	11-4-0		OVERALL		11-1-0		5-0-0		8-0-0
30-3-0		8-2-0	5-0-0		HOME		10-1-0		4-0-0		8-0-0
12-5-0		7-1-0	5-4-0		AWAY		0-0-0		0-0-0		0-0-0
4-2-0		1-2-0	1-0-0		NEUTRAL		1-0-0		1-0-0		0-0-0
24-0-0		7-2-0	3-0-0		NON-CONFERENCE		6-0-0		5-0-0		8-0-0
24-0-0		5-0-0	2-0-0		HOME		5-0-0		4-0-0		8-0-0
2-0-0		2-0-0	0-0-		AWAY		0-0-0		0-0-0		0-0-0
3-2-0		0-2-0	1-0-0		NEUTRAL		1-0-0		1-0-0		0-0-0
22-8-0		9-3-0	8-4-0		CONFERENCE		5-1-0		0-0-0		0-0-0
11-3-0		3-2-0	3-0-0		HOME		5-1-0		0-0-0		0-0-0
10-5-0		5-1-0	5-4-0		AWAY		0-0-0		0-0-0		0-0-0
1-0-0		1-0-0	0-0-0		NEUTRAL		0-0-0		0-0-0		0-0-0
RPI S	Opponent	Score	RPI S	Opponent	Score	RPI S	Opponent	Score	RPI S	Opponent	Score
6 A	UCLA	6 1	28 A	Washington St.	5 9	65 H	Southern California	5 3	110 H	BYU	7 2
6 A	UCLA	5 1	28 A	Washington St.	11 7	65 H	Southern California	14 6	110 H	BYU	14 0
6 A	UCLA	12 3	28 A	Washington St.	5 6	65 H	Southern California	5 4	132 H	San Francisco	11 5
9 H	Arkansas	7 6	29 H	San Diego	11 6	68 H	Washington	10 2	132 H	San Francisco	21 3
9 H	Arkansas	7 5	29 H	San Diego	15 0	68 H	Washington	4 9	140 N	Cal Poly	12 9
11 A	Cal St. Fullerton	6 5	31 A	Oregon	1 0	68 H	Washington	10 4	197 H	Towson	11 6
11 A	Cal St. Fullerton	8 6	31 A	Oregon	5 6	71 N	UC Riverside	16 2	197 H	Towson	9 1
16 H	Auburn	16 7	31 A	Oregon	7 3	76 H	Hawaii	12 1	197 H	Towson	15 1
16 H	Auburn	9 8	36 A	Stanford	2 5	76 H	Hawaii	8 4	197 H	Towson	5 4
16 H	Auburn	8 3	36 A	Stanford	8 6	83 H	Houston	10 1	201 H	Northern Ill.	26 1
17 N	South Carolina	4 11	36 A	Stanford	4 2	83 H	Houston	6 0	201 H	Northern Ill.	10 5
19 N	Clemson	3 6	37 H	California	12 5	83 H	Houston	6 5	201 H	Northern Ill.	8 0
24 A	Arizona	4 12	37 H	California	6 1				211 H	Milwaukee	6 2
24 A	Arizona	4 2	37 H	California	3 2						
24 A	Arizona	12 4	50 N	FIU	4 1						
24 H	Arizona	2 4									
24 H	Arizona	13 1									
25 H	Oregon St.	6 5									
25 H	Oregon St.	10 4									
25 H	Oregon St.	8 9									
25 N	Oregon St.	6 4									
			LAST 15 GAMES								
			17 N	South Carolina	4 11	36 A	Stanford	8 6			
			19 N	Clemson	3 6	36 A	Stanford	2 5			
			9 H	Arkansas	7 5	36 A	Stanford	4 2			
			9 H	Arkansas	7 6						
			76 H	Hawaii	8 4						

Non-Div. I Games: Grand Canyon 4 2

Arizona St.

76	H	Hawaii	12	1
211	H	Milwaukee	6	2

A  
r  
i  
z  
o  
n  
a  
S  
t  
.

A  
r  
i  
z  
o  
n  
a  
S  
t  
.

Average RPI Win:	259	WON-LOST RECORD	WINNING PCT. RANK	LAST 15 GAMES	STRENGTH OF SCHEDULE	OPP. STRENGTH OF SCHEDULE	TEAM RPI	ADJ RPI	CONF. RPI	ADJ CONF. RPI				
DIV. I ONLY		11-30-0	.26829	279	3-11-0	264	273	287	.36975	290	32	32		
DIV. I NON-CONF.		2-12-0	.14286	286	1-3-0	124	100	272	.39588	281	32	32		
<hr/>														
TOTALS	RPI 1-25	RPI 26-50		W-L RECORDS		RPI 51-100		RPI 101-150		RPI 150+				
11-30-0	0-2-0	0-1-0		OVERALL		0-3-0		1-3-0		10-21-0				
4-9-0	0-0-0	0-0-0		HOME		0-0-0		0-0-0		4-9-0				
5-18-0	0-2-0	0-1-0		AWAY		0-3-0		1-3-0		4-9-0				
2-3-0	0-0-0	0-0-0		NEUTRAL		0-0-0		0-0-0		2-3-0				
<hr/>														
2-12-0	0-2-0	0-1-0		NON-CONFERENCE		0-3-0		1-3-0		1-3-0				
0-1-0	0-0-0	0-0-0		HOME		0-0-0		0-0-0		0-1-0				
1-10-0	0-2-0	0-0-		AWAY		0-3-0		1-3-0		0-1-0				
1-1-0	0-0-0	0-0-0		NEUTRAL		0-0-0		0-0-0		1-1-0				
<hr/>														
9-18-0	0-0-0	0-0-0		CONFERENCE		0-0-0		0-0-0		9-18-0				
4-8-0	0-0-0	0-0-0		HOME		0-0-0		0-0-0		4-8-0				
4-8-0	0-0-0	0-0-0		AWAY		0-0-0		0-0-0		4-8-0				
1-2-0	0-0-0	0-0-0		NEUTRAL		0-0-0		0-0-0		1-2-0				
<hr/>														
RPI	S	Opponent	Score		RPI	S	Opponent	Score		RPI	S	Opponent	Score	
18	A	Oklahoma	1	16	27	A	Mississippi	1	17	74	A	Missouri	0	9
18	A	Oklahoma	3	26						74	A	Missouri	2	28
										97	A	Oklahoma St.	3	14
												Dallas Baptist	1	17
												Dallas Baptist	7	6
												Dallas Baptist	5	8
												UALR	0	5
												St. Louis	2	6
												Central Ark.	1	10
												Central Ark.	3	10
												Southern U.	9	10
												Southern U.	2	12
												Southern U.	8	28
												H Southern U.	5	9
												H Southern U.	12	4
												H Southern U.	5	15
												N Southern U.	2	11
												A Texas Southern	1	14
												A Texas Southern	8	7
												A Texas Southern	4	5
												H Texas Southern	5	9
												H Texas Southern	11	12
												H Texas Southern	6	7
												N Jackson St.	12	8
												N St. Peter's	5	3
												A Grambling	4	3
												A Grambling	11	12
												A Grambling	11	10
												H Grambling	24	13
												H Grambling	1	5
<hr/>														
Non-Div. I Games:	LeMoyne-Owen	8	1	Wiley	2	4	Rust	3	0	Central Baptist	5	7		
	Central Baptist	5	6	Wiley	6	5	Rust	3	2	Wiley	13	1		



Non-Div. I Games:

Wiley

4	5	Rust	15	0
134	A	Dallas Baptist	7	6
134	A	Dallas Baptist	5	8

LeMoyne-Owen

15 0

RPI	S	Opponent	Score
272	H	Grambling	2 9
276	N	Alcorn St.	6 7
295	A	Prairie View	2 14
295	A	Prairie View	11 7
295	A	Prairie View	3 11
295	H	Prairie View	10 4
295	H	Prairie View	1 11
295	H	Prairie View	16 6

Ark.-Pine Bluff

Ark.-Pine Bluff

Ark.-Pine Bluff

Average RPI Win:		90	WON-LOST		WINNING		LAST 15		STRENGTH OF		OPP. STRENGTH		TEAM		ADJ		CONF.		ADJ CONF.					
Average RPI Loss:		28	RECORD		PCT. RANK		GAMES		SCHEDULE		OF SCHEDULE		RPI		RPI		RPI		RPI					
DIV. I ONLY			40-18-0		.68966		19		5-10-0		6		19		9		.61237		9		2		1	
DIV. I NON-CONF.			22-4-0		.84615		9		3-4-0		18		124		5		.62638		5		1		1	
TOTALS		RPI 1-25		RPI 26-50		W-L RECORDS		RPI 51-100		RPI 101-150		RPI 150+												
40-18-0		8-15-0		10-4-0		OVERALL		7-0-0		8-1-0		10-1-0												
26-8-0		4-5-0		6-2-0		HOME		4-0-0		6-1-0		9-1-0												
13-8-0		4-8-0		4-2-0		AWAY		3-0-0		2-0-0		0-0-0												
1-2-0		0-2-0		0-0-0		NEUTRAL		0-0-0		0-0-0		1-0-0												
22-4-0		0-3-0		6-2-0		NON-CONFERENCE		4-0-0		5-1-0		10-1-0												
20-3-0		0-0-0		4-1-0		HOME		4-0-0		3-1-0		9-1-0												
4-4-0		0-3-0		2-0-		AWAY		0-0-0		2-0-0		0-0-0												
1-0-0		0-0-0		0-0-0		NEUTRAL		0-0-0		0-0-0		1-0-0												
18-14-0		8-12-0		4-2-0		CONFERENCE		3-0-0		3-0-0		0-0-0												
9-6-0		4-5-0		2-1-0		HOME		0-0-0		3-0-0		0-0-0												
9-6-0		4-5-0		2-1-0		AWAY		3-0-0		0-0-0		0-0-0												
0-2-0		0-2-0		0-0-0		NEUTRAL		0-0-0		0-0-0		0-0-0												
RPI	S	Opponent		Score		RPI	S	Opponent		Score		RPI	S	Opponent		Score		RPI	S	Opponent		Score		
1	A	Arizona St.		5	7	27	A	Mississippi		11	4	59	H	Kansas		15	3	117	H	Ball St.		10	2	
1	A	Arizona St.		6	7	27	A	Mississippi		2	3	61	H	Troy		10	8	117	H	Ball St.		2	5	
4	A	Florida		8	3	27	A	Mississippi		7	0	61	H	Troy		7	6	117	H	Ball St.		9	3	
4	A	Florida		1	2	28	H	Washington St.		7	2	61	H	Troy		10	1	119	H	Georgia		13	5	
4	A	Florida		2	8	28	H	Washington St.		7	10	73	A	Mississippi St.		13	3	119	H	Georgia		10	2	
4	N	Florida		4	5	28	H	Washington St.		6	4	73	A	Mississippi St.		8	3	119	H	Georgia		10	2	
12	H	Alabama		10	5	33	H	Kentucky		10	1	73	A	Mississippi St.		8	5	120	A	McNeese St.		7	6	
12	H	Alabama		4	3	33	H	Kentucky		8	12	120	A	McNeese St.				120	A	McNeese St.		3	2	
12	H	Alabama		9	8	33	H	Kentucky		17	16	123	H	Oral Roberts				123	H	Oral Roberts		9	5	
13	A	Vanderbilt		7	5	37	A	California		0	6	157	N	Louisiana Tech				157	N	Louisiana Tech		5	4	
13	A	Vanderbilt		3	4	37	A	California		9	5	160	H	South Dakota St.				160	H	South Dakota St.		21	2	
13	A	Vanderbilt		4	3	37	A	California		7	3	160	H	South Dakota St.				160	H	South Dakota St.		2	3	
13	N	Vanderbilt		0	2	46	H	New Mexico		5	4	186	H	Missouri St.				186	H	Missouri St.		5	4	
16	H	Auburn		7	8	46	H	New Mexico		4	3	194	H	Centenary (LA)				194	H	Centenary (LA)		18	2	
16	H	Auburn		9	4							194	H	Centenary (LA)				194	H	Centenary (LA)		9	4	
16	H	Auburn		2	13							206	H	St. Louis				206	H	St. Louis		32	8	
17	H	South Carolina		3	5							211	H	Milwaukee				211	H	Milwaukee		7	0	
17	H	South Carolina		0	5							211	H	Milwaukee				211	H	Milwaukee		14	6	
17	H	South Carolina		2	3							211	H	Milwaukee				211	H	Milwaukee		3	2	
18	A	Oklahoma		2	5							272	H	Grambling				272	H	Grambling		19	7	
22	A	LSU		1	5	LAST 15 GAMES																		
22	A	LSU		7	8																			
22	A	LSU		6	3																			
						1	A	Arizona St.		5	7	13	N	Vanderbilt		0	2							
						1	A	Arizona St.		6	7	13	A	Vanderbilt		7	5							
						28	H	Washington St.		7	2	13	A	Vanderbilt		4	3							
						28	H	Washington St.		7	10													
						28	H	Washington St.		6	4													

**Non-Div. I Games:**

Arkansas

272	H	Grambling	19	7
4	N	Florida	4	5

A  
r  
k  
a  
n  
s  
a  
s

A  
r  
k  
a  
n  
s  
a  
s

Average RPI Win: 137		WON-LOST	WINNING	LAST 15	STRENGTH OF		OPP. STRENGTH	TEAM	ADJ	CONF.	ADJ CONF.
Average RPI Loss: 91		RECORD	PCT. RANK	GAMES	SCHEDULE		OF SCHEDULE	RPI	RPI	RPI	RPI
DIV. I ONLY		30-28-0	.51724	140	7-8-0		85	88	89	.52235	95
DIV. I NON-CONF.		12-12-0	.5	143	1-1-0		122	209	138	.50275	142
TOTALS		RPI 1-25	RPI 26-50		W-L RECORDS		RPI 51-100		RPI 101-150		RPI 150+
30-28-0	0-0-0	7-8-0		OVERALL		5-13-0		2-3-0		16-4-0	
17-12-0	0-0-0	4-3-0		HOME		3-6-0		2-2-0		8-1-0	
11-14-0	0-0-0	2-5-0		AWAY		1-5-0		0-1-0		8-3-0	
2-2-0	0-0-0	1-0-0		NEUTRAL		1-2-0		0-0-0		0-0-0	
12-12-0	0-0-0	0-2-0		NON-CONFERENCE		1-5-0		1-1-0		10-4-0	
10-4-0	0-0-0	0-1-0		HOME		1-2-0		1-0-0		8-1-0	
2-8-0	0-0-0	0-0-		AWAY		0-3-0		0-1-0		2-3-0	
0-0-0	0-0-0	0-0-0		NEUTRAL		0-0-0		0-0-0		0-0-0	
18-16-0	0-0-0	7-6-0		CONFERENCE		4-8-0		1-2-0		6-0-0	
7-8-0	0-0-0	4-2-0		HOME		2-4-0		1-2-0		0-0-0	
9-6-0	0-0-0	2-4-0		AWAY		1-2-0		0-0-0		6-0-0	
2-2-0	0-0-0	1-0-0		NEUTRAL		1-2-0		0-0-0		0-0-0	
RPI S	Opponent	Score	RPI S	Opponent	Score	RPI S	Opponent	Score	RPI S	Opponent	Score
			27 A	Mississippi	2 3	61 A	Troy	3 9	104 A	Memphis	5 15
			27 H	Mississippi	2 5	61 A	Troy	6 11	104 H	Memphis	6 5
			38 A	Fla. Atlantic	2 3	61 A	Troy	5 4	141 H	UALR	10 14
			38 A	Fla. Atlantic	2 3	61 N	Troy	12 2	141 H	UALR	16 8
			38 A	Fla. Atlantic	0 8	61 N	Troy	5 12	141 H	UALR	3 6
			40 H	Western Ky.	6 4	61 N	Troy	8 12	163 A	Murray St.	17 8
			40 H	Western Ky.	3 1	67 H	Middle Tenn.	5 8	169 H	Southern Ill.	14 5
			40 H	Western Ky.	3 4	67 H	Middle Tenn.	4 3	169 H	Southern Ill.	5 3
			43 A	La.-Lafayette	5 13	67 H	Middle Tenn.	0 2	175 A	Southeast Mo. St.	4 6
			43 A	La.-Lafayette	13 9	72 H	South Ala.	9 8	175 H	Southeast Mo. St.	9 6
			43 A	La.-Lafayette	6 2	72 H	South Ala.	4 9	186 A	Missouri St.	1 2
			43 N	La.-Lafayette	8 6	72 H	South Ala.	6 7	186 A	Missouri St.	5 4
			50 H	FIU	2 15	92 A	Evansville	4 7	196 A	La.-Monroe	15 3
			50 H	FIU	8 7	92 A	Evansville	4 5	196 A	La.-Monroe	8 1
			50 H	FIU	5 4	92 A	Evansville	5 9	196 A	La.-Monroe	10 6
						94 H	Portland	3 8	211 H	Milwaukee	8 3
						94 H	Portland	7 0	211 H	Milwaukee	11 4
						94 H	Portland	4 5	211 H	Milwaukee	4 3
									211 H	Milwaukee	6 5
									228 A	New Orleans	7 6
									228 A	New Orleans	14 7
									228 A	New Orleans	17 3
			61 N	Troy	8 12	61 A	Troy	3 9	235 A	UT Martin	12 17
			61 N	Troy	5 12	61 A	Troy	6 11	235 H	UT Martin	8 3
			61 N	Troy	12 2	61 A	Troy	5 4	274 H	IPFW	1 2
			43 N	La.-Lafayette	8 6						
			141 H	UALR	10 14						

Non-Div. I Games:

Arkansas St.

141 H UALR	16	8
141 H UALR	3	6

A  
r  
k  
a  
n  
s  
a  
s  
s  
t  
.

A  
r  
k  
a  
n  
s  
a  
s  
s  
t  
.

Average RPI Win: 222		WON-LOST RECORD	WINNING PCT. RANK	LAST 15 GAMES	STRENGTH OF SCHEDULE	OPP. STRENGTH OF SCHEDULE	TEAM RPI	ADJ RPI	CONF. RPI	ADJ CONF. RPI				
Average RPI Loss: 198														
DIV. I ONLY		28-17-0	.62222	60	9-6-0	247	224	156	.49651	156	23	23		
DIV. I NON-CONF.		11-11-0	.5	143	1-2-0	279	177	219	.45773	216	26	26		
<hr/>														
TOTALS		RPI 1-25	RPI 26-50		W-L RECORDS		RPI 51-100		RPI 101-150		RPI 150+			
28-17-0		0-1-0	0-0-0		OVERALL		0-0-0		2-2-0		26-14-0			
15-5-0		0-0-0	0-0-0		HOME		0-0-0		0-0-0		15-5-0			
9-8-0		0-1-0	0-0-0		AWAY		0-0-0		1-1-0		8-6-0			
4-4-0		0-0-0	0-0-0		NEUTRAL		0-0-0		1-1-0		3-3-0			
<hr/>														
11-11-0		0-1-0	0-0-0		NON-CONFERENCE		0-0-0		2-2-0		9-8-0			
4-1-0		0-0-0	0-0-0		HOME		0-0-0		0-0-0		4-1-0			
3-6-0		0-1-0	0-0-		AWAY		0-0-0		1-1-0		2-4-0			
4-4-0		0-0-0	0-0-0		NEUTRAL		0-0-0		1-1-0		3-3-0			
<hr/>														
17-6-0		0-0-0	0-0-0		CONFERENCE		0-0-0		0-0-0		17-6-0			
11-4-0		0-0-0	0-0-0		HOME		0-0-0		0-0-0		11-4-0			
6-2-0		0-0-0	0-0-0		AWAY		0-0-0		0-0-0		6-2-0			
0-0-0		0-0-0	0-0-0		NEUTRAL		0-0-0		0-0-0		0-0-0			
<hr/>														
RPI	S	Opponent	Score		RPI	S	Opponent	Score		RPI	S	Opponent	Score	
4	A	Florida	3	9						101	N	Ohio St.	2	12
										130	A	Wake Forest	5	2
										130	A	Wake Forest	2	6
										133	N	Marist	4	3
										167	A	Seton Hall	2	6
										183	H	Cornell	4	10
										183	H	Cornell	4	2
										183	H	Cornell	4	0
										183	H	Cornell	5	3
										212	H	Bucknell	6	4
										212	H	Bucknell	7	11
										212	H	Bucknell	9	11
										212	H	Bucknell	3	2
										212	H	Bucknell	0	1
										212	H	Bucknell	5	3
										212	H	Bucknell	4	0
										215	A	Hofstra	9	11
										218	A	Holy Cross	1	19
										218	A	Holy Cross	9	7
										218	A	Holy Cross	6	0
										218	A	Holy Cross	10	4
					LAST 15 GAMES					219	H	Lehigh	4	2
					212	H	Bucknell	7	11	212	H	Bucknell	4	0
					212	H	Bucknell	6	4	133	N	Marist	4	3
					212	H	Bucknell	9	11	253	H	Lafayette	5	2
					257	A	NYIT	7	8					
					212	H	Bucknell	3	2	224	A	UNC Greensboro	9	6
										224	A	UNC Greensboro	6	3

Non-Div. I Games:

Army

212 H Bucknell	0	1
212 H Bucknell	5	3

RPI	S	Opponent	Score	
224	A	UNC Greensboro	5	10
229	N	Eastern Ill.	13	6
233	N	Bradley	1	3
233	N	Bradley	6	8
242	N	Dayton	14	6
244	N	Yale	6	9
253	H	Lafayette	7	4
253	H	Lafayette	7	8
253	H	Lafayette	11	2
253	H	Lafayette	5	2
257	A	NYIT	7	8
261	A	Navy	8	6
261	A	Navy	5	2
261	A	Navy	2	4
261	A	Navy	11	3
277	N	Long Island	12	11
286	H	Iona	5	4

A  
r  
m  
y

A  
r  
m  
y

Average RPI Win: 88		WON-LOST	WINNING	LAST 15	STRENGTH OF		OPP. STRENGTH	TEAM	ADJ	CONF.	ADJ CONF.
Average RPI Loss: 31		RECORD	PCT. RANK	GAMES	SCHEDULE		OF SCHEDULE	RPI	RPI	RPI	RPI
DIV. I ONLY		40-19-0	.67797	24	10-5-0		21	11	15	.59662	16
DIV. I NON-CONF.		18-7-0	.72	42	4-2-0		78	87	31	.5743	32
TOTALS		RPI 1-25	RPI 26-50		W-L RECORDS		RPI 51-100		RPI 101-150		RPI 150+
40-19-0		10-14-0	9-3-0		OVERALL		10-3-0		3-0-0		11-1-0
27-7-0		4-5-0	6-2-0		HOME		9-1-0		0-0-0		11-1-0
11-10-0		4-8-0	3-0-0		AWAY		1-2-0		3-0-0		0-0-0
2-2-0		2-1-0	0-1-0		NEUTRAL		0-0-0		0-0-0		0-0-0
18-7-0		1-5-0	2-0-0		NON-CONFERENCE		7-3-0		0-0-0		11-1-0
20-4-0		1-2-0	2-0-0		HOME		6-1-0		0-0-0		11-1-0
1-5-0		0-3-0	0-0-		AWAY		1-2-0		0-0-0		0-0-0
0-0-0		0-0-0	0-0-0		NEUTRAL		0-0-0		0-0-0		0-0-0
22-12-0		9-9-0	7-3-0		CONFERENCE		3-0-0		3-0-0		0-0-0
10-5-0		3-3-0	4-2-0		HOME		3-0-0		0-0-0		0-0-0
10-5-0		4-5-0	3-0-0		AWAY		0-0-0		3-0-0		0-0-0
2-2-0		2-1-0	0-1-0		NEUTRAL		0-0-0		0-0-0		0-0-0
RPI S	Opponent	Score		RPI S	Opponent	Score		RPI S	Opponent	Score	
1 A	Arizona St.	8	9	27 A	Mississippi	5	3	61 A	Troy	4	5
1 A	Arizona St.	7	16	27 A	Mississippi	11	1	61 H	Troy	16	3
1 A	Arizona St.	3	8	27 A	Mississippi	18	4	62 H	Southern Miss.	17	8
9 A	Arkansas	4	9	27 N	Mississippi	7	10	69 A	Samford	10	3
9 A	Arkansas	8	7	33 H	Kentucky	7	8	69 H	Samford	11	4
9 A	Arkansas	13	2	33 H	Kentucky	13	6	72 A	South Ala.	9	10
12 A	Alabama	7	1	33 H	Kentucky	6	5	72 H	South Ala.	6	2
12 A	Alabama	5	10	38 H	Fla. Atlantic	17	4	73 H	Mississippi St.	11	8
12 A	Alabama	5	6	42 H	Boston College	6	5	73 H	Mississippi St.	16	14
12 N	Alabama	1	7	47 H	Tennessee	9	2	73 H	Mississippi St.	9	6
12 N	Alabama	8	6	47 H	Tennessee	18	0	74 H	Missouri	7	11
13 A	Vanderbilt	2	3	47 H	Tennessee	3	9	86 H	Jacksonville St.	9	7
13 A	Vanderbilt	6	11					86 H	Jacksonville St.	9	7
13 A	Vanderbilt	12	2								
17 H	South Carolina	5	11								
17 H	South Carolina	0	2								
17 H	South Carolina	10	6								
17 N	South Carolina	3	1								
19 H	Clemson	11	10								
19 H	Clemson	7	13								
19 H	Clemson	2	5								
22 H	LSU	10	14								
22 H	LSU	11	7								
22 H	LSU	6	5								
				LAST 15 GAMES							
				19 H	Clemson	7	13	12 N	Alabama	1	7
				19 H	Clemson	11	10	27 A	Mississippi	11	1
				62 H	Southern Miss.	17	8	27 A	Mississippi	18	4
				19 H	Clemson	2	5				
				86 H	Jacksonville St.	9	7				

Non-Div. I Games:

Auburn



27 N Mississippi	7	10
17 N South Carolina	3	1

A  
u  
b  
u  
r  
n

A  
u  
b  
u  
r  
n

Average RPI Win:		170	WON-LOST RECORD		WINNING PCT. RANK		LAST 15 GAMES		STRENGTH OF SCHEDULE		OPP. STRENGTH OF SCHEDULE		TEAM RPI		ADJ RPI		CONF. RPI		ADJ CONF. RPI				
DIV. I ONLY			28-25-0		.5283 129		8-7-0		138		169		129		.51012 129		19		19				
DIV. I NON-CONF.			20-12-0		.625 76		4-2-0		89		112		64		.54728 66		19		19				
TOTALS		RPI 1-25		RPI 26-50		W-L RECORDS		RPI 51-100		RPI 101-150		RPI 150+											
28-25-0		1-1-0		0-4-0		OVERALL		6-6-0		2-1-0		19-13-0											
21-7-0		1-0-0		0-1-0		HOME		3-4-0		1-0-0		16-2-0											
6-18-0		0-1-0		0-3-0		AWAY		3-2-0		0-1-0		3-11-0											
1-0-0		0-0-0		0-0-0		NEUTRAL		0-0-0		1-0-0		0-0-0											
20-12-0		1-1-0		0-4-0		NON-CONFERENCE		5-4-0		2-1-0		12-2-0											
15-4-0		1-0-0		0-1-0		HOME		2-2-0		1-0-0		11-1-0											
4-8-0		0-1-0		0-0-		AWAY		3-2-0		0-1-0		1-1-0											
1-0-0		0-0-0		0-0-0		NEUTRAL		0-0-0		1-0-0		0-0-0											
8-13-0		0-0-0		0-0-0		CONFERENCE		1-2-0		0-0-0		7-11-0											
6-3-0		0-0-0		0-0-0		HOME		1-2-0		0-0-0		5-1-0											
2-10-0		0-0-0		0-0-0		AWAY		0-0-0		0-0-0		2-10-0											
0-0-0		0-0-0		0-0-0		NEUTRAL		0-0-0		0-0-0		0-0-0											
RPI	S	Opponent		Score		RPI	S	Opponent		Score		RPI	S	Opponent		Score		RPI	S	Opponent		Score	
13	A	Vanderbilt		1	2	27	A	Mississippi		4	14	67	A	Middle Tenn.		19	13	104	N	Memphis		14	7
13	H	Vanderbilt		5	4	27	A	Mississippi		2	10	67	H	Middle Tenn.		11	5	109	H	Iowa		13	8
						40	A	Western Ky.		7	14	82	A	Charlotte		7	12	124	A	Indiana St.		5	6
						40	H	Western Ky.		7	14	82	A	Charlotte		8	2	163	H	Murray St.		6	9
												85	H	Illinois St.		15	7	163	H	Murray St.		11	8
												85	H	Illinois St.		8	15	163	H	Murray St.		14	8
												86	H	Jacksonville St.		5	6	165	H	Georgia St.		4	14
												86	H	Jacksonville St.		4	2	171	A	Belmont		4	7
												86	H	Jacksonville St.		1	3	171	H	Belmont		17	14
												92	A	Evansville		7	11	172	A	Eastern Ky.		4	8
												92	A	Evansville		13	2	172	A	Eastern Ky.		12	15
												92	H	Evansville		11	15	172	A	Eastern Ky.		1	10
																		174	A	Tennessee Tech		3	15
																		174	A	Tennessee Tech		1	6
																		174	A	Tennessee Tech		2	10
																		175	A	Southeast Mo. St.		8	4
																		175	A	Southeast Mo. St.		3	10
																		175	A	Southeast Mo. St.		1	2
																		194	H	Centenary (LA)		7	0
																		198	A	Lipscomb		8	7
																		198	H	Lipscomb		4	3
						LAST 15 GAMES												201	H	Northern Ill.		9	8
						235	H	UT Martin		11	9	92	A	Evansville		13	2	201	H	Northern Ill.		4	3
						235	H	UT Martin		9	3	92	A	Evansville		7	11	201	H	Northern Ill.		7	4
						235	H	UT Martin		9	7	174	A	Tennessee Tech		2	10	211	H	Milwaukee		9	1
						198	A	Lipscomb		8	7							229	A	Eastern Ill.		18	6
						175	A	Southeast Mo. St.		3	10							229	A	Eastern Ill.		3	4

**Non-Div. I Games:**

Austin Peay

175 A Southeast Mo. St.	1	2
175 A Southeast Mo. St.	8	4

RPI	S	Opponent	Score	
229	A	Eastern Ill.	0	2
235	H	UT Martin	9	3
235	H	UT Martin	9	7
235	H	UT Martin	11	9
242	H	Dayton	8	2
267	H	SIU Edwardsville	10	9
267	H	SIU Edwardsville	5	2
267	H	SIU Edwardsville	6	5

Average RPI Win: 122		WON-LOST	WINNING	LAST 15	STRENGTH OF		OPP. STRENGTH	TEAM	ADJ	CONF.	ADJ CONF.
Average RPI Loss: 103		RECORD	PCT. RANK	GAMES	SCHEDULE		OF SCHEDULE	RPI	RPI	RPI	RPI
DIV. I ONLY		27-31-0	.46552	180	8-7-0		70	76	111	.51628	110
DIV. I NON-CONF.		13-17-0	.43333	188	0-3-0		93	49	146	.50304	139
TOTALS		RPI 1-25	RPI 26-50		W-L RECORDS		RPI 51-100		RPI 101-150		RPI 150+
27-31-0		1-8-0	5-3-0		OVERALL		6-5-0		7-8-0		8-7-0
12-7-0		0-3-0	3-0-0		HOME		5-1-0		4-2-0		0-1-0
14-21-0		1-5-0	2-2-0		AWAY		1-3-0		2-5-0		8-6-0
1-3-0		0-0-0	0-1-0		NEUTRAL		0-1-0		1-1-0		0-0-0
13-17-0		0-3-0	4-0-0		NON-CONFERENCE		2-5-0		1-3-0		6-6-0
5-2-0		0-0-0	3-0-0		HOME		2-1-0		0-0-0		0-1-0
8-14-0		0-3-0	1-0-		AWAY		0-3-0		1-3-0		6-5-0
0-1-0		0-0-0	0-0-0		NEUTRAL		0-1-0		0-0-0		0-0-0
14-14-0		1-5-0	1-3-0		CONFERENCE		4-0-0		6-5-0		2-1-0
7-5-0		0-3-0	0-0-0		HOME		3-0-0		4-2-0		0-0-0
6-7-0		1-2-0	1-2-0		AWAY		1-0-0		1-2-0		2-1-0
1-2-0		0-0-0	0-1-0		NEUTRAL		0-0-0		1-1-0		0-0-0
RPI S	Opponent	Score	RPI S	Opponent	Score	RPI S	Opponent	Score	RPI S	Opponent	Score
1 A	Arizona St.	0 14	28 H	Washington St.	3 2	68 H	Washington	10 12	126 A	Texas-Arlington	2 17
1 A	Arizona St.	2 7	35 A	Baylor	7 5	68 H	Washington	16 4	126 A	Texas-Arlington	3 6
15 A	TCU	6 13	39 H	Kansas St.	15 9	68 H	Washington	10 4	126 A	Texas-Arlington	11 10
15 A	TCU	3 11	39 H	Kansas St.	13 10	71 A	UC Riverside	6 11	132 A	San Francisco	4 20
15 A	TCU	5 4	46 A	New Mexico	9 10	71 A	UC Riverside	4 6	138 H	Utah	2 11
15 H	TCU	5 6	46 A	New Mexico	5 11	71 A	UC Riverside	11 12	138 H	Utah	9 7
15 H	TCU	1 12	46 A	New Mexico	13 5	94 N	Portland	1 5	138 H	Utah	6 4
15 H	TCU	8 14	46 N	New Mexico	6 7	100 A	San Diego St.	16 8	138 N	Utah	25 18
20 A	Texas A&M	3 5				100 H	San Diego St.	13 5	150 A	UNLV	16 7
						100 H	San Diego St.	16 10	150 A	UNLV	6 12
						100 H	San Diego St.	10 9	150 A	UNLV	8 9
									150 H	UNLV	5 11
									150 H	UNLV	8 4
									150 H	UNLV	12 11
									150 N	UNLV	1 9
									158 A	UC Davis	8 4
									158 A	UC Davis	0 3
									158 A	UC Davis	10 2
									161 A	Utah Valley	14 10
									161 H	Utah Valley	12 14
									190 A	Gonzaga	3 2
									190 A	Gonzaga	7 9
									207 A	San Jose St.	11 5
									207 A	San Jose St.	3 5
									207 A	San Jose St.	11 5
									249 A	Air Force	16 6
									249 A	Air Force	18 4
			LAST 15 GAMES								
			46 N	New Mexico	6 7	161 H	Utah Valley	12 14			
			138 N	Utah	25 18	100 H	San Diego St.	16 10			
			100 A	San Diego St.	16 8	100 H	San Diego St.	13 5			
			150 N	UNLV	1 9						
			249 A	Air Force	19 22						

Non-Div. I Games:

BYU

249	A	Air Force	18	4
249	A	Air Force	16	6

RPI	S	Opponent	Score
249	A	Air Force	19 22
252	A	Seattle	2 3
252	A	Seattle	7 8

BYU

B  
Y  
U

B  
Y  
U

Average RPI Win: 170		WON-LOST RECORD		WINNING PCT. RANK		LAST 15 GAMES		STRENGTH OF SCHEDULE		OPP. STRENGTH OF SCHEDULE		TEAM RPI		ADJ RPI		CONF. RPI		ADJ CONF. RPI	
DIV. I ONLY		27-29-0		.48214 170		7-8-0		93		153		125		.51494 117		20		20	
DIV. I NON-CONF.		7-19-0		.26923 255		0-2-0		5		53		156		.50082 149		20		20	
TOTALS		RPI 1-25		RPI 26-50		W-L RECORDS		RPI 51-100		RPI 101-150		RPI 150+							
27-29-0		2-6-0		0-1-0		OVERALL		1-3-0		7-12-0		17-7-0							
11-2-0		0-0-0		0-0-0		HOME		0-0-0		1-0-0		10-2-0							
13-22-0		2-6-0		0-1-0		AWAY		1-1-0		6-9-0		4-5-0							
3-5-0		0-0-0		0-0-0		NEUTRAL		0-2-0		0-3-0		3-0-0							
7-19-0		2-6-0		0-1-0		NON-CONFERENCE		1-3-0		2-6-0		2-3-0							
1-0-0		0-0-0		0-0-0		HOME		0-0-0		1-0-0		0-0-0							
4-16-0		2-6-0		0-0-		AWAY		1-1-0		1-5-0		0-3-0							
2-3-0		0-0-0		0-0-0		NEUTRAL		0-2-0		0-1-0		2-0-0							
20-10-0		0-0-0		0-0-0		CONFERENCE		0-0-0		5-6-0		15-4-0							
10-2-0		0-0-0		0-0-0		HOME		0-0-0		0-0-0		10-2-0							
9-6-0		0-0-0		0-0-0		AWAY		0-0-0		5-4-0		4-2-0							
1-2-0		0-0-0		0-0-0		NEUTRAL		0-0-0		0-2-0		1-0-0							
RPI	S	Opponent		Score		RPI	S	Opponent		Score		RPI	S	Opponent		Score			
2	A	Coastal Caro.		2	3	26	A	Col. of Charleston		4	7	57	N	Pittsburgh		5	8		
2	A	Coastal Caro.		2	3							70	A	Michigan		10	16		
7	A	Louisville		5	1							70	N	Michigan		8	12		
7	A	Louisville		3	8							96	A	UNC Wilmington		7	6		
7	A	Louisville		7	11														
9	A	Arkansas		3	9														
9	A	Arkansas		5	2														
9	A	Arkansas		2	10														

Non-Div. I Games: Indiana Tech 15 2 Huntington 18 1

Ball St.

Ball St.

135	A	Toledo	7	8
70	A	Michigan	10	16

Through Games Of Sunday, May 30, 2010

RPI	S	Opponent	Score	
198	N	Lipscomb	14	5
201	H	Northern Ill.	7	6
201	H	Northern Ill.	8	2
201	H	Northern Ill.	2	0
225	H	Buffalo	6	5
225	H	Buffalo	11	5
225	H	Buffalo	7	11
247	A	Ohio	2	4
247	A	Ohio	10	1
247	A	Ohio	4	0
247	N	Ohio	13	10
271	A	Western Mich.	1	6
271	A	Western Mich.	4	3
271	A	Western Mich.	10	5
279	A	Butler	5	10
280	N	Albany (NY)	10	6

Ball St.

B  
a  
l  
l  
S  
t  
.

B  
a  
l  
l  
S  
t  
.

Average RPI Win:		95	WON-LOST		WINNING		LAST 15		STRENGTH OF		OPP. STRENGTH		TEAM	ADJ		CONF.	ADJ CONF.		
Average RPI Loss:		49	RECORD		PCT. RANK		GAMES		SCHEDULE		OF SCHEDULE		RPI	RPI		RPI	RPI		
DIV. I ONLY			34-22-0		.60714		67	11-4-0		26		27		34	.57262		35	4	4
DIV. I NON-CONF.			19-7-0		.73077		39	3-2-0		65		60		27	.5805		28	4	4
TOTALS		RPI 1-25		RPI 26-50		W-L RECORDS		RPI 51-100		RPI 101-150		RPI 150+							
34-22-0		5-10-0		1-4-0		OVERALL		16-6-0		9-3-0		5-1-0							
26-10-0		3-2-0		0-1-0		HOME		11-3-0		7-3-0		5-1-0							
5-11-0		0-6-0		0-3-0		AWAY		4-3-0		1-0-0		0-0-0							
5-2-0		2-2-0		1-0-0		NEUTRAL		1-0-0		1-0-0		0-0-0							
19-7-0		2-3-0		0-1-0		NON-CONFERENCE		5-1-0		9-3-0		5-1-0							
18-5-0		1-0-0		0-1-0		HOME		5-0-0		7-3-0		5-1-0							
1-3-0		0-2-0		0-0-		AWAY		0-1-0		1-0-0		0-0-0							
2-1-0		1-1-0		0-0-0		NEUTRAL		0-0-0		1-0-0		0-0-0							
15-15-0		3-7-0		1-3-0		CONFERENCE		11-5-0		0-0-0		0-0-0							
8-5-0		2-2-0		0-0-0		HOME		6-3-0		0-0-0		0-0-0							
4-9-0		0-4-0		0-3-0		AWAY		4-2-0		0-0-0		0-0-0							
3-1-0		1-1-0		1-0-0		NEUTRAL		1-0-0		0-0-0		0-0-0							
RPI	S	Opponent		Score		RPI	S	Opponent		Score		RPI	S	Opponent		Score			
5	A	Texas		1 4		39	A	Kansas St.		2 5		51	A	Texas St.		3 9			
5	A	Texas		1 2		39	A	Kansas St.		2 3		51	H	Texas St.		12 3			
5	H	Texas		2 4		39	A	Kansas St.		2 5		51	H	Texas St.		3 2			
15	A	TCU		0 9		39	N	Kansas St.		11 8		59	H	Kansas		8 9			
15	A	TCU		4 5		40	H	Western Ky.		2 6		59	H	Kansas		9 8			
15	H	TCU		14 4								59	H	Kansas		6 12			
18	A	Oklahoma		6 7								59	N	Kansas		6 3			
18	N	Oklahoma		8 3								60	A	Texas Tech		12 5			
20	A	Texas A&M		3 4								60	A	Texas Tech		6 2			
20	H	Texas A&M		13 1								60	A	Texas Tech		3 5			
20	H	Texas A&M		2 4								63	H	Northwestern St.		15 3			
20	H	Texas A&M		2 1								64	H	Nebraska		7 6			
20	N	Texas A&M		3 5								64	H	Nebraska		2 6			
24	N	Arizona		9 10								64	H	Nebraska		4 1			
24	N	Arizona		4 2								74	A	Missouri		20 6			
												74	A	Missouri		7 3			
												74	A	Missouri		9 13			
												81	H	Duke		9 3			
												81	H	Duke		3 2			
												97	H	Oklahoma St.		12 7			
LAST 15 GAMES																			

Non-Div. I Games:

Baylor



[illegible]

Average RPI Win: 174		WON-LOST RECORD	WINNING PCT. RANK		LAST 15 GAMES		STRENGTH OF SCHEDULE		OPP. STRENGTH OF SCHEDULE		TEAM RPI	ADJ RPI		CONF. RPI	ADJ CONF. RPI		
Average RPI Loss: 129																	
DIV. I ONLY		27-27-0	.5	148	8-7-0		184		148		168	.48859	171	16	17		
DIV. I NON-CONF.		14-14-0	.5	143	2-2-0		182		143		165	.4889	171	16	16		
TOTALS		RPI 1-25		RPI 26-50		W-L RECORDS		RPI 51-100		RPI 101-150		RPI 150+					
27-27-0		0-1-0		1-5-0		OVERALL		3-2-0		5-8-0		18-11-0					
22-9-0		0-0-0		1-0-0		HOME		3-1-0		3-0-0		15-8-0					
5-18-0		0-1-0		0-5-0		AWAY		0-1-0		2-8-0		3-3-0					
0-0-0		0-0-0		0-0-0		NEUTRAL		0-0-0		0-0-0		0-0-0					
14-14-0		0-1-0		1-2-0		NON-CONFERENCE		3-2-0		2-3-0		8-6-0					
11-6-0		0-0-0		1-0-0		HOME		3-1-0		1-0-0		6-5-0					
3-8-0		0-1-0		0-0-		AWAY		0-1-0		1-3-0		2-1-0					
0-0-0		0-0-0		0-0-0		NEUTRAL		0-0-0		0-0-0		0-0-0					
13-13-0		0-0-0		0-3-0		CONFERENCE		0-0-0		3-5-0		10-5-0					
11-3-0		0-0-0		0-0-0		HOME		0-0-0		2-0-0		9-3-0					
2-10-0		0-0-0		0-3-0		AWAY		0-0-0		1-5-0		1-2-0					
0-0-0		0-0-0		0-0-0		NEUTRAL		0-0-0		0-0-0		0-0-0					
RPI	S	Opponent		Score		RPI	S	Opponent		Score		RPI	S	Opponent		Score	
13	A	Vanderbilt		5	12	40	A	Western Ky.		2	3	67	A	Middle Tenn.		7	13
						40	H	Western Ky.		5	3	67	H	Middle Tenn.		1	10
						44	A	Fla. Gulf Coast		0	1	92	H	Evansville		13	12
						44	A	Fla. Gulf Coast		3	6	92	H	Evansville		8	6
						44	A	Fla. Gulf Coast		3	11	92	H	Evansville		7	6
						47	A	Tennessee		5	13						
														129 A Austin Peay		14	17
														129 H Austin Peay		7	4
														131 A Mercer		14	13
														131 A Mercer		8	15
														131 A Mercer		8	9
														141 A UALR		2	13
														141 A UALR		5	8
														141 A UALR		6	4
														152 A Kennesaw St.		3	14
														152 A Kennesaw St.		15	9
														152 A Kennesaw St.		7	8
														162 H Stetson		3	6
														162 H Stetson		13	3
														162 H Stetson		14	4
														163 A Murray St.		8	6
														163 H Murray St.		5	6
														174 A Tennessee Tech		3	15
														174 H Tennessee Tech		5	15
														187 H Eastern Mich.		7	8
														187 H Eastern Mich.		15	14
														187 H Eastern Mich.		7	5
														198 H Lipscomb		3	12
LAST 15 GAMES																	
						131	A	Mercer		8	9	235	A	UT Martin		16	6
						131	A	Mercer		14	13	113	H	North Florida		15	9
						131	A	Mercer		8	15	113	H	North Florida		4	1
						235	H	UT Martin		9	16						
						226	H	Campbell		14	6						

Non-Div. I Games:

Belmont

Belmont

226	H	Campbell	9	7
226	H	Campbell	4	1

Through Games Of Sunday, May 30, 2010

RPI	S	Opponent	Score	
198	H	Lipscomb	12	10
198	H	Lipscomb	8	3
226	H	Campbell	4	1
226	H	Campbell	14	6
226	H	Campbell	9	7
229	H	Eastern Ill.	6	5
229	H	Eastern Ill.	12	11
229	H	Eastern Ill.	8	7
230	H	S.C. Upstate	8	2
230	H	S.C. Upstate	8	5
230	H	S.C. Upstate	1	3
235	A	UT Martin	16	6
235	H	UT Martin	9	16
288	H	Cleveland St.	18	11
288	H	Cleveland St.	7	8

Belmont

B  
e  
l  
m  
o  
n  
t

B  
e  
l  
m  
o  
n  
t

Average RPI Win: 228		WON-LOST RECORD		WINNING PCT. RANK		LAST 15 GAMES		STRENGTH OF SCHEDULE		OPP. STRENGTH OF SCHEDULE		TEAM RPI		ADJ RPI		CONF. RPI		ADJ CONF. RPI	
DIV. I ONLY		35-20-0		.63636 44		9-6-0		192		228		104		.52031 99		31		31	
DIV. I NON-CONF.		14-20-0		.41176 199		0-6-0		37		68		124		.51356 116		31		31	
TOTALS		RPI 1-25		RPI 26-50		W-L RECORDS		RPI 51-100		RPI 101-150		RPI 150+							
35-20-0		0-3-0		1-5-0		OVERALL		1-8-0		6-5-0		27-1-0							
22-4-0		0-0-0		0-1-0		HOME		0-1-0		6-2-0		16-0-0							
12-12-0		0-2-0		1-1-0		AWAY		1-7-0		0-2-0		10-1-0							
1-5-0		0-1-0		0-3-0		NEUTRAL		0-0-0		0-1-0		1-0-0							
14-20-0		0-3-0		1-5-0		NON-CONFERENCE		1-8-0		6-5-0		6-1-0							
10-4-0		0-0-0		0-1-0		HOME		0-1-0		6-2-0		4-0-0							
3-13-0		0-2-0		1-0-		AWAY		1-7-0		0-2-0		1-1-0							
1-5-0		0-1-0		0-3-0		NEUTRAL		0-0-0		0-1-0		1-0-0							
21-0-0		0-0-0		0-0-0		CONFERENCE		0-0-0		0-0-0		21-0-0							
12-0-0		0-0-0		0-0-0		HOME		0-0-0		0-0-0		12-0-0							
9-0-0		0-0-0		0-0-0		AWAY		0-0-0		0-0-0		9-0-0							
0-0-0		0-0-0		0-0-0		NEUTRAL		0-0-0		0-0-0		0-0-0							
RPI S	Opponent	Score		RPI S	Opponent	Score		RPI S	Opponent	Score		RPI S	Opponent	Score					
4 A	Florida	3	7	28 N	Washington St.	4	10	60 A	Texas Tech	12	14	101 H	Ohio St.	5	3				
6 N	UCLA	3	10	28 N	Washington St.	3	6	60 A	Texas Tech	8	12	105 A	West Virginia	5	6				
8 A	Miami (FL)	2	5	38 A	Fla. Atlantic	4	8	61 A	Troy	2	18	106 H	Jacksonville	4	3				
				38 N	Fla. Atlantic	6	12	61 A	Troy	4	9	113 A	North Florida	4	5				
				50 A	FIU	8	3	61 A	Troy	8	4	113 H	North Florida	2	3				
				50 H	FIU	4	10	71 A	UC Riverside	1	6	121 N	Cal St. Northridge	4	18				
								78 A	UCF	2	6	145 H	Dartmouth	12	14				
								78 A	UCF	8	11	145 H	Dartmouth	4	3				
								78 H	UCF	7	9	145 H	Dartmouth	4	2				
												147 H	VCU	10	6				
												147 H	VCU	8	1				
												162 A	Stetson	9	16				
												162 A	Stetson	14	3				
												162 H	Stetson	11	9				
												162 H	Stetson	11	10				
												231 N	Southern U.	13	8				
												236 H	N.C. A&T	11	7				
												236 H	N.C. A&T	7	3				
												236 H	N.C. A&T	13	3				
												236 H	N.C. A&T	7	4				
												236 H	N.C. A&T	13	3				
												238 H	Wagner	10	0				
												238 H	Wagner	14	9				
												285 H	Norfolk St.	9	2				
												285 H	Norfolk St.	6	4				
												285 H	Norfolk St.	10	7				
												293 A	Delaware St.	13	9				
LAST 15 GAMES				38 N	Fla. Atlantic	6	12	293 A	Delaware St.	25	9	238 H	Wagner	14	9				
				4 A	Florida	3	7	293 A	Delaware St.	19	13	285 H	Norfolk St.	9	2				
				236 H	N.C. A&T	7	4	50 H	FIU	4	10	285 H	Norfolk St.	6	4				
				236 H	N.C. A&T	7	3					285 H	Norfolk St.	10	7				
				297 H	Md.-East. Shore	15	5					293 A	Delaware St.	13	9				

Non-Div. I Games:

Bethune-Cookman

105	A	West Virginia	5	6
293	A	Delaware St.	13	9

RPI	S	Opponent	Score	
293	A	Delaware St.	19	13
293	A	Delaware St.	25	9
294	A	Coppin St.	3	1
294	A	Coppin St.	8	3
294	A	Coppin St.	5	0
296	A	Florida A&M	11	1
296	A	Florida A&M	18	0
296	A	Florida A&M	13	0
297	H	Md.-East. Shore	12	1
297	H	Md.-East. Shore	11	1
297	H	Md.-East. Shore	15	5
297	H	Md.-East. Shore	18	0

Bethune-Cookman

B  
e  
t  
h  
u  
n  
e  
-  
C  
o  
o  
k  
m  
a  
n

B  
e  
t  
h  
u  
n  
e  
-  
C  
o  
o  
k  
m  
a  
n

[illegible]

**Non-Div. I Games:**

Binghamton

216	A	Stony Brook	5	4
292	A	UMBC	19	2

RPI	S	Opponent	Score	
216	H	Stony Brook	2	0
219	A	Lehigh	9	12
219	A	Lehigh	11	10
219	A	Lehigh	0	5
219	A	Lehigh	8	0
280	H	Albany (NY)	6	9
280	H	Albany (NY)	4	7
280	H	Albany (NY)	19	2
280	H	Albany (NY)	4	2
280	H	Albany (NY)	8	7
280	H	Albany (NY)	3	2
284	A	Hartford	26	8
284	A	Hartford	20	9
284	A	Hartford	4	1
284	A	Hartford	16	5
292	A	UMBC	19	2
292	A	UMBC	7	0
292	A	UMBC	18	1
292	H	UMBC	17	7
292	H	UMBC	20	5
292	H	UMBC	10	1

Binghamton

B  
i  
n  
g  
h  
a  
m  
t  
o  
n

B  
i  
n  
g  
h  
a  
m  
t  
o  
n

Average RPI Win:		121	WON-LOST RECORD		WINNING PCT. RANK	LAST 15 GAMES		STRENGTH OF SCHEDULE		OPP. STRENGTH OF SCHEDULE	TEAM RPI	ADJ RPI	CONF. RPI	ADJ CONF. RPI			
DIV. I ONLY			30-28-0		.51724	140		6-9-0		13	26	43	.56221	42	3	3	
DIV. I NON-CONF.			15-10-0		.6	96		3-2-0		53	119	60	.55076	59	3	3	
TOTALS		RPI 1-25		RPI 26-50		W-L RECORDS		RPI 51-100		RPI 101-150		RPI 150+					
30-28-0		5-16-0		5-7-0		OVERALL		5-3-0		4-0-0		11-2-0					
15-9-0		2-5-0		0-0-0		HOME		2-2-0		4-0-0		7-2-0					
11-16-0		2-9-0		5-6-0		AWAY		2-1-0		0-0-0		2-0-0					
4-3-0		1-2-0		0-1-0		NEUTRAL		1-0-0		0-0-0		2-0-0					
15-10-0		0-3-0		2-4-0		NON-CONFERENCE		3-2-0		1-0-0		9-1-0					
6-3-0		0-1-0		0-0-0		HOME		0-1-0		1-0-0		5-1-0					
6-6-0		0-2-0		2-0-		AWAY		2-1-0		0-0-0		2-0-0					
3-1-0		0-0-0		0-1-0		NEUTRAL		1-0-0		0-0-0		2-0-0					
15-18-0		5-13-0		3-3-0		CONFERENCE		2-1-0		3-0-0		2-1-0					
9-6-0		2-4-0		0-0-0		HOME		2-1-0		3-0-0		2-1-0					
5-10-0		2-7-0		3-3-0		AWAY		0-0-0		0-0-0		0-0-0					
1-2-0		1-2-0		0-0-0		NEUTRAL		0-0-0		0-0-0		0-0-0					
RPI	S	Opponent		Score		RPI	S	Opponent		Score		RPI	S	Opponent		Score	
3	A	Virginia		1 11		34	A	Virginia Tech		1 3		58	H	St. John's (NY)		9 17	
3	A	Virginia		1 7		34	A	Virginia Tech		4 9		74	N	Missouri		14 6	
3	A	Virginia		3 4		34	A	Virginia Tech		5 10		81	H	Duke		5 3	
3	N	Virginia		4 6		38	A	Fla. Atlantic		5 2		81	H	Duke		4 5	
8	A	Miami (FL)		3 0		38	A	Fla. Atlantic		6 15		81	H	Duke		2 1	
8	A	Miami (FL)		1 7		38	A	Fla. Atlantic		7 11		89	A	Tulane		6 14	
8	A	Miami (FL)		4 11		38	N	Fla. Atlantic		2 13		89	A	Tulane		8 5	
8	N	Miami (FL)		12 10		47	A	North Carolina St.		10 8		89	A	Tulane		12 0	
10	H	Georgia Tech		5 7		47	A	North Carolina St.		11 10							
10	H	Georgia Tech		6 3		47	A	North Carolina St.		9 5							
10	H	Georgia Tech		8 15		50	A	FIU		11 5							
14	H	Florida St.		4 6		50	A	FIU		14 18							
14	H	Florida St.		10 7													
14	H	Florida St.		6 11													
14	N	Florida St.		2 12													
16	A	Auburn		5 6													
19	A	Clemson		9 14													
19	A	Clemson		11 5													
19	A	Clemson		2 15													
23	A	Connecticut		4 8													
23	H	Connecticut		7 11													
						LAST 15 GAMES											
						14	N	Florida St.		2 12		145	H	Dartmouth		10 4	
						8	N	Miami (FL)		12 10		23	H	Connecticut		7 11	
						3	N	Virginia		4 6		14	H	Florida St.		6 11	
						10	H	Georgia Tech		6 3							
						10	H	Georgia Tech		5 7							

Non-Div. I Games:

Boston College



10	H	Georgia Tech	8	15
58	H	St. John's (NY)	9	17

B  
o  
s  
t  
o  
n  
C  
o  
l  
l  
e  
g  
e

B  
o  
s  
t  
o  
n  
C  
o  
l  
l  
e  
g  
e

Average RPI Win:	198	WON-LOST	WINNING	LAST 15	STRENGTH OF	OPP. STRENGTH	TEAM	ADJ	CONF.	ADJ CONF.		
Average RPI Loss:	109	RECORD	PCT. RANK	GAMES	SCHEDULE	OF SCHEDULE	RPI	RPI	RPI	RPI		
DIV. I ONLY		31-23-1	.57273	96	10-5-0	161	189	119	.51287	122	20	20
DIV. I NON-CONF.		9-11-1	.45238	178	0-0-0	133	168	164	.4924	162	20	20
<hr/>												
TOTALS	RPI 1-25	RPI 26-50		W-L RECORDS		RPI 51-100		RPI 101-150		RPI 150+		
31-23-1	0-3-0	0-3-0		OVERALL		0-2-0		8-8-0		23-7-1		
13-6-0	0-0-0	0-0-0		HOME		0-0-0		1-3-0		12-3-0		
12-13-0	0-3-0	0-3-0		AWAY		0-2-0		4-2-0		8-3-0		
6-4-1	0-0-0	0-0-0		NEUTRAL		0-0-0		3-3-0		3-1-1		
9-11-1	0-3-0	0-3-0		NON-CONFERENCE		0-2-0		0-1-0		9-2-1		
2-0-0	0-0-0	0-0-0		HOME		0-0-0		0-0-0		2-0-0		
4-9-0	0-3-0	0-0-		AWAY		0-2-0		0-0-0		4-1-0		
3-2-1	0-0-0	0-0-0		NEUTRAL		0-0-0		0-1-0		3-1-1		
22-12-0	0-0-0	0-0-0		CONFERENCE		0-0-0		8-7-0		14-5-0		
11-6-0	0-0-0	0-0-0		HOME		0-0-0		1-3-0		10-3-0		
8-4-0	0-0-0	0-0-0		AWAY		0-0-0		4-2-0		4-2-0		
3-2-0	0-0-0	0-0-0		NEUTRAL		0-0-0		3-2-0		0-0-0		
RPI	S	Opponent	Score	RPI	S	Opponent	Score	RPI	S	Opponent	Score	
7	A	Louisville	1 13	33	A	Kentucky	4 6	70	A	Michigan	5 8	
7	A	Louisville	7 8	33	A	Kentucky	4 10	80	A	Michigan St.	2 5	
7	A	Louisville	2 5	33	A	Kentucky	3 4					
										105	N West Virginia	7 10
										107	H Central Mich.	7 12
										107	N Central Mich.	8 9
										107	N Central Mich.	1 8
										107	N Central Mich.	7 3
										116	A Kent St.	1 9
										116	A Kent St.	8 5
										116	A Kent St.	12 14
										117	H Ball St.	9 3
										117	H Ball St.	10 32
										117	H Ball St.	6 12
										117	N Ball St.	6 4
										117	N Ball St.	7 4
										135	A Toledo	4 2
										135	A Toledo	8 7
										135	A Toledo	20 15
										153	H Miami (OH)	6 8
										153	H Miami (OH)	7 6
										153	H Miami (OH)	14 8
										172	A Eastern Ky.	7 6
										172	A Eastern Ky.	11 9
										172	A Eastern Ky.	19 10
										173	N Rhode Island	8 9
										187	A Eastern Mich.	4 3
										187	A Eastern Mich.	1 4
										187	A Eastern Mich.	8 9
										188	N Sacred Heart	16 10
				LAST 15 GAMES								
				107	N	Central Mich.	8 9	225	H	Buffalo	10 8	
				107	N	Central Mich.	7 3	116	A	Kent St.	8 5	
				117	N	Ball St.	7 4	116	A	Kent St.	1 9	
				107	N	Central Mich.	1 8					
				117	N	Ball St.	6 4					

Non-Div. I Games:

Bowling Green

Bowling Green

225 H Buffalo	9	8
225 H Buffalo	13	7

Through Games Of Sunday, May 30, 2010

RPI	S	Opponent	Score	
201	H	Northern Ill.	5	6
201	H	Northern Ill.	5	8
201	H	Northern Ill.	7	2
225	H	Buffalo	10	8
225	H	Buffalo	13	7
225	H	Buffalo	9	8
242	A	Dayton	2	4
242	H	Dayton	6	3
244	N	Yale	7	7
245	H	Akron	6	4
245	H	Akron	13	9
245	H	Akron	10	3
246	N	Northeastern	13	9
247	A	Ohio	12	5
247	A	Ohio	21	5
247	A	Ohio	8	2
271	H	Western Mich.	19	4
279	N	Butler	3	1
288	A	Cleveland St.	8	2
288	H	Cleveland St.	6	5

Bowling Green

B  
o  
w  
l  
i  
n  
g  
G  
r  
e  
e  
n

B  
o  
w  
l  
i  
n  
g  
G  
r  
e  
e  
n

Average RPI Win:	173	WON-LOST RECORD	WINNING PCT. RANK	LAST 15 GAMES	STRENGTH OF SCHEDULE	OPP. STRENGTH OF SCHEDULE	TEAM RPI	ADJ RPI	CONF. RPI	ADJ CONF. RPI		
Average RPI Loss:	151											
DIV. I ONLY	17-32-0	.34694	250	5-7-0	167	197	237	.45345	233	14	15	
DIV. I NON-CONF.	9-17-0	.34615	230	2-2-0	247	253	258	.43061	255	17	17	
<hr/>												
TOTALS	RPI 1-25	RPI 26-50		W-L RECORDS		RPI 51-100		RPI 101-150		RPI 150+		
17-32-0	0-0-0	0-0-0		OVERALL		2-9-0		3-7-0		12-16-0		
9-7-0	0-0-0	0-0-0		HOME		0-0-0		2-2-0		7-5-0		
5-14-0	0-0-0	0-0-0		AWAY		2-7-0		0-1-0		3-6-0		
3-11-0	0-0-0	0-0-0		NEUTRAL		0-2-0		1-4-0		2-5-0		
<hr/>												
9-17-0	0-0-0	0-0-0		NON-CONFERENCE		0-1-0		1-6-0		8-10-0		
3-4-0	0-0-0	0-0-0		HOME		0-0-0		0-1-0		3-3-0		
3-4-0	0-0-0	0-0-		AWAY		0-0-0		0-1-0		3-3-0		
3-9-0	0-0-0	0-0-0		NEUTRAL		0-1-0		1-4-0		2-4-0		
<hr/>												
8-15-0	0-0-0	0-0-0		CONFERENCE		2-8-0		2-1-0		4-6-0		
6-3-0	0-0-0	0-0-0		HOME		0-0-0		2-1-0		4-2-0		
2-10-0	0-0-0	0-0-0		AWAY		2-7-0		0-0-0		0-3-0		
0-2-0	0-0-0	0-0-0		NEUTRAL		0-1-0		0-0-0		0-1-0		
<hr/>												
RPI	S	Opponent	Score	RPI	S	Opponent	Score	RPI	S	Opponent	Score	
				56 A Wichita St.				8	11	103 N Indiana	5	6
				56 A Wichita St.				1	5	104 N Memphis	2	3
				56 A Wichita St.				1	5	124 H Indiana St.	5	4
				57 N Pittsburgh				2	3	124 H Indiana St.	3	7
				85 A Illinois St.				8	7	124 H Indiana St.	6	5
				85 A Illinois St.				5	7	127 N Pacific	10	1
				85 A Illinois St.				4	10	135 N Toledo	6	13
				85 N Illinois St.				0	3	145 N Dartmouth	1	2
				92 A Evansville				13	15	149 A Illinois	5	8
				92 A Evansville				7	6	149 H Illinois	10	11
				92 A Evansville				5	15	156 N Army	8	6
										156 N Army	3	1
										169 A Southern Ill.	1	3
										169 A Southern Ill.	4	5
										169 A Southern Ill.	3	9
										174 A Tennessee Tech	8	6
										174 A Tennessee Tech	12	10
										174 A Tennessee Tech	6	1
										179 H Creighton	5	7
										179 H Creighton	8	4
						179 H Creighton	3	12				
						179 N Creighton	5	6				
						186 H Missouri St.	6	4				
						186 H Missouri St.	7	0				
						186 H Missouri St.	9	8				
						190 N Gonzaga	4	6				
						190 N Gonzaga	6	8				

85	A	Illinois St.	8	7
85	A	Illinois St.	5	7

RPI	S	Opponent	Score	
191	N	Notre Dame	6	10
201	A	Northern Ill.	3	6
201	H	Northern Ill.	3	8
211	H	Milwaukee	6	12
211	H	Milwaukee	2	20
267	A	SIU Edwardsville	2	3
267	A	SIU Edwardsville	5	8
267	H	SIU Edwardsville	7	1
267	H	SIU Edwardsville	3	2
282	H	Western Ill.	10	9
289	N	NJIT	2	4

Bradley

B  
r  
a  
d  
l  
e  
y

B  
r  
a  
d  
l  
e  
y

Average RPI Win: 212		WON-LOST RECORD		WINNING PCT. RANK		LAST 15 GAMES		STRENGTH OF SCHEDULE		OPP. STRENGTH OF SCHEDULE		TEAM RPI		ADJ RPI		CONF. RPI		ADJ CONF. RPI	
DIV. I ONLY		13-31-0		.29545 272		4-11-0		139		204		242		.44727 240		22		22	
DIV. I NON-CONF.		3-21-0		.125 290		0-3-0		70		138		263		.42446 262		21		21	
TOTALS		RPI 1-25		RPI 26-50		W-L RECORDS		RPI 51-100		RPI 101-150		RPI 150+							
13-31-0		0-6-0		0-0-0		OVERALL		0-4-0		3-7-0		10-14-0							
5-10-0		0-1-0		0-0-0		HOME		0-0-0		1-3-0		4-6-0							
7-20-0		0-5-0		0-0-0		AWAY		0-4-0		1-3-0		6-8-0							
1-1-0		0-0-0		0-0-0		NEUTRAL		0-0-0		1-1-0		0-0-0							
3-21-0		0-6-0		0-0-0		NON-CONFERENCE		0-4-0		1-3-0		2-8-0							
0-5-0		0-1-0		0-0-0		HOME		0-0-0		0-0-0		0-4-0							
2-15-0		0-5-0		0-0-		AWAY		0-4-0		0-2-0		2-4-0							
1-1-0		0-0-0		0-0-0		NEUTRAL		0-0-0		1-1-0		0-0-0							
10-10-0		0-0-0		0-0-0		CONFERENCE		0-0-0		2-4-0		8-6-0							
5-5-0		0-0-0		0-0-0		HOME		0-0-0		1-3-0		4-2-0							
5-5-0		0-0-0		0-0-0		AWAY		0-0-0		1-1-0		4-4-0							
0-0-0		0-0-0		0-0-0		NEUTRAL		0-0-0		0-0-0		0-0-0							
RPI	S	Opponent		Score		RPI	S	Opponent		Score		RPI	S	Opponent		Score			
17	A	South Carolina		4	8			61	A	Troy		2	9	133	A	Marist		0	1
17	A	South Carolina		5	6			61	A	Troy		3	26	133	A	Marist		2	3
17	A	South Carolina		7	10			61	A	Troy		2	11	145	H	Dartmouth		6	7
22	A	LSU		2	9			61	A	Troy		3	6	145	H	Dartmouth		9	5
22	A	LSU		7	13									145	H	Dartmouth		4	8
23	H	Connecticut		3	15									145	H	Dartmouth		10	13
														146	A	Columbia		0	7
														146	A	Columbia		6	5
														148	N	Pepperdine		3	19
														148	N	Pepperdine		8	7
														173	A	Rhode Island		4	15
														178	H	Siena		7	11
														178	H	Siena		8	9
														183	H	Cornell		15	4
														183	H	Cornell		13	6
														184	A	Bryant		4	9
														218	A	Holy Cross		13	7
														218	H	Holy Cross		11	18
														218	H	Holy Cross		5	8
														227	A	Penn		11	5
														227	A	Penn		6	8
														228	A	New Orleans		3	5
														228	A	New Orleans		10	11
														232	A	Harvard		0	9
														232	A	Harvard		2	6
														232	A	Harvard		7	1
														232	A	Harvard		10	3
LAST 15 GAMES																			
184	A	Bryant		4	9	145	H	Dartmouth		9	5	228	A	New Orleans		3	5		
244	A	Yale		7	14	145	H	Dartmouth		6	7	232	A	Harvard		0	9		
244	A	Yale		8	3	218	H	Holy Cross		11	18	232	A	Harvard		2	6		
244	H	Yale		3	9							232	A	Harvard		7	1		
244	H	Yale		9	15							232	A	Harvard		10	3		

Non-Div. I Games:

Brown

Brown

145	H	Dartmouth	10	13
145	H	Dartmouth	4	8

Through Games Of Sunday, May 30, 2010

RPI	S	Opponent	Score	
244	A	Yale	7	14
244	A	Yale	8	3
244	H	Yale	9	15
244	H	Yale	3	9
258	H	Princeton	13	12
258	H	Princeton	17	4
281	A	Quinnipiac	12	6

Brown

B  
r  
o  
w  
n

B  
r  
o  
w  
n

Average RPI Win: 236		WON-LOST RECORD	WINNING PCT. RANK		LAST 15 GAMES	STRENGTH OF SCHEDULE	OPP. STRENGTH OF SCHEDULE	TEAM RPI	ADJ RPI		CONF. RPI	ADJ CONF. RPI					
Average RPI Loss: 185																	
DIV. I ONLY		34-22-0	.60714	67	12-3-0	267	250	185	.48215	184	27	27					
DIV. I NON-CONF.		9-15-0	.375	217	1-1-0	264	146	256	.43646	249	29	29					
<hr/>																	
TOTALS		RPI 1-25		RPI 26-50		W-L RECORDS		RPI 51-100		RPI 101-150		RPI 150+					
34-22-0		0-1-0		1-3-0		OVERALL		1-0-0		1-1-0		31-17-0					
16-5-0		0-0-0		0-1-0		HOME		0-0-0		0-0-0		16-4-0					
18-14-0		0-1-0		1-2-0		AWAY		1-0-0		1-1-0		15-10-0					
0-3-0		0-0-0		0-0-0		NEUTRAL		0-0-0		0-0-0		0-3-0					
9-15-0		0-1-0		1-3-0		NON-CONFERENCE		1-0-0		1-1-0		6-10-0					
2-3-0		0-0-0		0-1-0		HOME		0-0-0		0-0-0		2-2-0					
7-9-0		0-1-0		1-0-		AWAY		1-0-0		1-1-0		4-5-0					
0-3-0		0-0-0		0-0-0		NEUTRAL		0-0-0		0-0-0		0-3-0					
25-7-0		0-0-0		0-0-0		CONFERENCE		0-0-0		0-0-0		25-7-0					
14-2-0		0-0-0		0-0-0		HOME		0-0-0		0-0-0		14-2-0					
11-5-0		0-0-0		0-0-0		AWAY		0-0-0		0-0-0		11-5-0					
0-0-0		0-0-0		0-0-0		NEUTRAL		0-0-0		0-0-0		0-0-0					
RPI	S	Opponent		Score		RPI	S	Opponent		Score		RPI	S	Opponent		Score	
23	A	Connecticut		6	14	34	A	Virginia Tech		4	5	90	A	VMI		8	5
						34	A	Virginia Tech		5	3						
						42	A	Boston College		3	11						
						42	H	Boston College		2	8						

Non-Div. I Games:

Bryant



281 A Quinnipiac	4	3
281 A Quinnipiac	3	0

RPI	S	Opponent	Score	
243	N	Houston Baptist	5	15
246	A	Northeastern	0	10
246	A	Northeastern	16	4
246	H	Northeastern	4	7
250	A	Fairfield	18	8
277	A	Long Island	5	0
277	A	Long Island	21	2
277	A	Long Island	8	11
277	A	Long Island	6	1
278	A	Mt. St. Mary's	2	8
278	A	Mt. St. Mary's	6	0
278	A	Mt. St. Mary's	5	3
278	A	Mt. St. Mary's	4	8
281	A	Quinnipiac	4	1
281	A	Quinnipiac	15	11
281	A	Quinnipiac	4	3
281	A	Quinnipiac	3	0
283	H	Fairleigh Dickinson	12	5
283	H	Fairleigh Dickinson	3	1
283	H	Fairleigh Dickinson	8	3
283	H	Fairleigh Dickinson	6	3
284	A	Hartford	7	4
284	H	Hartford	14	1

Bryant

B  
r  
y  
a  
n  
t

B  
r  
y  
a  
n  
t

[illegible]

Non-Div. I Games:	Keystone	9	8
-------------------	----------	---	---

Bucknell

156	A	Army	11	7
156	A	Army	4	6

RPI	S	Opponent	Score	
218	H	Holy Cross	4	6
218	H	Holy Cross	2	7
219	H	Lehigh	4	7
219	H	Lehigh	4	7
219	H	Lehigh	8	1
219	H	Lehigh	8	9
221	A	Old Dominion	13	4
221	A	Old Dominion	5	9
221	A	Old Dominion	7	4
221	A	Old Dominion	13	7
244	N	Yale	11	6
253	A	Lafayette	13	14
253	A	Lafayette	18	8
253	A	Lafayette	4	5
253	A	Lafayette	5	3
258	N	Princeton	10	4
261	H	Navy	1	0
261	H	Navy	7	4
261	H	Navy	5	4
261	H	Navy	8	11
263	A	St. Bonaventure	5	6
263	A	St. Bonaventure	3	7
275	N	North Dakota St.	19	5
292	N	UMBC	18	6
297	H	Md.-East. Shore	11	4

Average RPI Win: 210		WON-LOST	WINNING	LAST 15	STRENGTH OF SCHEDULE	OPP. STRENGTH OF SCHEDULE	TEAM RPI	ADJ RPI	CONF. RPI	ADJ CONF. RPI		
Average RPI Loss: 160		RECORD	PCT. RANK	GAMES								
DIV. I ONLY		21-29-0	.42	210	5-10-0	195	229	226	.46055	225	20	20
DIV. I NON-CONF.		12-11-0	.52174	133	0-2-0	184	280	179	.48449	181	20	20
<hr/>												
TOTALS		RPI 1-25		RPI 26-50		W-L RECORDS		RPI 51-100		RPI 101-150		RPI 150+
21-29-0		0-0-0		0-0-0		OVERALL		0-3-0		2-13-0		19-13-0
8-9-0		0-0-0		0-0-0		HOME		0-0-0		1-6-0		7-3-0
13-20-0		0-0-0		0-0-0		AWAY		0-3-0		1-7-0		12-10-0
0-0-0		0-0-0		0-0-0		NEUTRAL		0-0-0		0-0-0		0-0-0
12-11-0		0-0-0		0-0-0		NON-CONFERENCE		0-3-0		1-2-0		11-6-0
4-1-0		0-0-0		0-0-0		HOME		0-0-0		1-0-0		3-1-0
8-10-0		0-0-0		0-0-		AWAY		0-3-0		0-2-0		8-5-0
0-0-0		0-0-0		0-0-0		NEUTRAL		0-0-0		0-0-0		0-0-0
9-18-0		0-0-0		0-0-0		CONFERENCE		0-0-0		1-11-0		8-7-0
4-8-0		0-0-0		0-0-0		HOME		0-0-0		0-6-0		4-2-0
5-10-0		0-0-0		0-0-0		AWAY		0-0-0		1-5-0		4-5-0
0-0-0		0-0-0		0-0-0		NEUTRAL		0-0-0		0-0-0		0-0-0
RPI	S	Opponent	Score	RPI	S	Opponent	Score	RPI	S	Opponent	Score	

Buffalo

153 H Miami (OH)	16	10
247 A Ohio	5	12

Through Games Of Sunday, May 30, 2010

RPI	S	Opponent	Score	
200	A	Morehead St.	6	4
200	A	Morehead St.	26	17
201	A	Northern Ill.	1	6
201	A	Northern Ill.	3	2
201	A	Northern Ill.	11	7
245	A	Akron	9	8
245	A	Akron	6	7
245	A	Akron	6	4
247	A	Ohio	5	12
247	A	Ohio	5	17
247	A	Ohio	1	5
248	A	Niagara	21	4
248	H	Niagara	28	4
248	H	Niagara	8	6
263	H	St. Bonaventure	4	5
263	H	St. Bonaventure	12	2
279	A	Butler	9	7
279	A	Butler	2	9
279	A	Butler	9	1
279	A	Butler	9	7

Buffalo

B  
u  
f  
f  
a  
l  
o

B  
u  
f  
f  
a  
l  
o

Average RPI Win: 245		WON-LOST	WINNING	LAST 15	STRENGTH OF		OPP. STRENGTH	TEAM	ADJ		CONF.	ADJ CONF.	
Average RPI Loss: 213		RECORD	PCT. RANK	GAMES	SCHEDULE		OF SCHEDULE	RPI	RPI		RPI	RPI	
DIV. I ONLY		18-29-0	.38298	232	6-8-0		292	263	279	.40846	279	28	28
DIV. I NON-CONF.		7-14-0	.33333	236	0-2-0		283	246	277	.40963	273	27	27
TOTALS		RPI 1-25	RPI 26-50		W-L RECORDS		RPI 51-100		RPI 101-150		RPI 150+		
18-29-0	0-0-0	0-0-0		OVERALL		0-0-0		2-4-0		16-25-0			
11-11-0	0-0-0	0-0-0		HOME		0-0-0		1-2-0		10-9-0			
5-13-0	0-0-0	0-0-0		AWAY		0-0-0		0-1-0		5-12-0			
2-5-0	0-0-0	0-0-0		NEUTRAL		0-0-0		1-1-0		1-4-0			
7-14-0	0-0-0	0-0-0		NON-CONFERENCE		0-0-0		2-4-0		5-10-0			
5-5-0	0-0-0	0-0-0		HOME		0-0-0		1-2-0		4-3-0			
0-6-0	0-0-0	0-0-		AWAY		0-0-0		0-1-0		0-5-0			
2-3-0	0-0-0	0-0-0		NEUTRAL		0-0-0		1-1-0		1-2-0			
11-15-0	0-0-0	0-0-0		CONFERENCE		0-0-0		0-0-0		11-15-0			
6-6-0	0-0-0	0-0-0		HOME		0-0-0		0-0-0		6-6-0			
5-7-0	0-0-0	0-0-0		AWAY		0-0-0		0-0-0		5-7-0			
0-2-0	0-0-0	0-0-0		NEUTRAL		0-0-0		0-0-0		0-2-0			
RPI S	Opponent	Score	RPI S	Opponent	Score	RPI S	Opponent	Score	RPI S	Opponent	Score		
									107 N	Central Mich.	14 9		
									117 H	Ball St.	10 5		
									122 N	Bowling Green	1 3		
									124 H	Indiana St.	7 20		
									136 H	Cincinnati	3 8		
									149 A	Illinois	0 19		
									154 A	Purdue	4 5		
									176 H	Wright St.	5 9		
									176 H	Wright St.	13 18		
									176 H	Wright St.	5 18		
									211 A	Milwaukee	5 6		
									211 A	Milwaukee	4 5		
									211 H	Milwaukee	4 14		
									211 H	Milwaukee	11 2		
									211 H	Milwaukee	20 12		
									217 A	Wofford	9 14		
									217 A	Wofford	2 7		
									219 A	Ill.-Chicago	6 19		
									219 A	Ill.-Chicago	4 12		
									219 A	Ill.-Chicago	11 21		
									219 N	Lehigh	9 8		
									219 N	Ill.-Chicago	0 7		
									225 H	Buffalo	7 9		
									225 H	Buffalo	7 9		
									225 H	Buffalo	1 9		
225 H	Buffalo	9 2											
230 A	S.C. Upstate	0 10											

154	A	Purdue	4	5
211	A	Milwaukee	5	6

RPI	S	Opponent	Score	
242	A	Dayton	1	3
242	H	Dayton	9	7
250	N	Fairfield	2	8
264	A	Valparaiso	2	1
264	A	Valparaiso	2	7
264	A	Valparaiso	8	7
264	N	Valparaiso	3	7
271	N	Western Mich.	1	7
273	A	Youngstown St.	9	8
273	A	Youngstown St.	6	10
273	H	Youngstown St.	6	18
273	H	Youngstown St.	11	2
273	H	Youngstown St.	2	12
274	H	IPFW	28	5
288	A	Cleveland St.	7	6
288	A	Cleveland St.	10	3
288	H	Cleveland St.	1	0
288	H	Cleveland St.	22	8
288	H	Cleveland St.	9	5
289	H	NJIT	9	3

Butler

B  
u  
t  
l  
e  
r

B  
u  
t  
l  
e  
r

Average RPI Win: 128		WON-LOST	WINNING	LAST 15	STRENGTH OF	OPP. STRENGTH	TEAM	ADJ	CONF.	ADJ CONF.									
Average RPI Loss: 77		RECORD	PCT. RANK	GAMES	SCHEDULE	OF SCHEDULE	RPI	RPI	RPI	RPI									
DIV. I ONLY		23-32-0	.41818	212	10-5-0	67	59	138	.50497	140	8	8							
DIV. I NON-CONF.		13-18-0	.41935	198	5-1-0	77	23	143	.50284	141	7	7							
<hr/>																			
TOTALS		RPI 1-25		RPI 26-50		W-L RECORDS		RPI 51-100		RPI 101-150		RPI 150+							
23-32-0		0-7-0		2-5-0		OVERALL		5-10-0		8-6-0		8-4-0							
15-18-0		0-0-0		2-4-0		HOME		3-8-0		6-4-0		4-2-0							
7-12-0		0-6-0		0-0-0		AWAY		2-2-0		2-2-0		3-2-0							
1-2-0		0-1-0		0-1-0		NEUTRAL		0-0-0		0-0-0		1-0-0							
13-18-0		0-4-0		1-3-0		NON-CONFERENCE		2-7-0		5-3-0		5-1-0							
9-11-0		0-0-0		1-2-0		HOME		1-6-0		4-3-0		3-0-0							
3-5-0		0-3-0		0-0-		AWAY		1-1-0		1-0-0		1-1-0							
1-2-0		0-1-0		0-1-0		NEUTRAL		0-0-0		0-0-0		1-0-0							
10-14-0		0-3-0		1-2-0		CONFERENCE		3-3-0		3-3-0		3-3-0							
6-7-0		0-0-0		1-2-0		HOME		2-2-0		2-1-0		1-2-0							
4-7-0		0-3-0		0-0-0		AWAY		1-1-0		1-2-0		2-1-0							
0-0-0		0-0-0		0-0-0		NEUTRAL		0-0-0		0-0-0		0-0-0							
RPI	S	Opponent	Score		RPI	S	Opponent	Score		RPI	S	Opponent	Score						
1	N	Arizona St.	9	12	37	H	California	6	5	65	H	Southern California	4	9	121	A	Cal St. Northridge	5	3
6	A	UCLA	3	4	37	H	California	2	14	65	H	Southern California	10	6	121	A	Cal St. Northridge	8	12
6	A	UCLA	7	11	37	H	California	9	11	65	H	Southern California	4	9	121	A	Cal St. Northridge	9	10
6	A	UCLA	4	6	45	H	UC Irvine	13	18	71	A	UC Riverside	5	14	125	H	Cal St. Bakersfield	8	12
11	A	Cal St. Fullerton	6	8	45	H	UC Irvine	15	7	71	A	UC Riverside	5	3	125	H	Cal St. Bakersfield	25	8
11	A	Cal St. Fullerton	3	11	45	H	UC Irvine	1	3	71	H	UC Riverside	2	3	125	H	Cal St. Bakersfield	12	3
11	A	Cal St. Fullerton	2	9	50	N	FIU	8	10	77	A	Fresno St.	5	7	127	H	Pacific	8	4
										77	A	Fresno St.	7	3	127	H	Pacific	11	3
										77	H	Fresno St.	9	10	127	H	Pacific	4	8
										83	H	Houston	2	6	132	H	San Francisco	5	11
										83	H	Houston	8	13	132	H	San Francisco	0	5
										83	H	Houston	3	5	132	H	San Francisco	7	3
										87	H	Long Beach St.	8	12	148	A	Pepperdine	12	4
										87	H	Long Beach St.	8	4	148	H	Pepperdine	9	8
										87	H	Long Beach St.	16	15	158	A	UC Davis	6	4
															158	A	UC Davis	5	4
															158	A	UC Davis	2	8
															159	H	UC Santa Barbara	9	10
															159	H	UC Santa Barbara	4	3
															159	H	UC Santa Barbara	3	10
															161	N	Utah Valley	8	6
															189	A	Loyola Marymount	5	7
															189	A	Loyola Marymount	18	11
															189	H	Loyola Marymount	10	7
															201	H	Northern Ill.	13	3
															201	H	Northern Ill.	12	5
					LAST 15 GAMES														
					125	H	Cal St. Bakersfield	25	8	148	H	Pepperdine	9	8	189	A	Loyola Marymount	18	11
					125	H	Cal St. Bakersfield	8	12	158	A	UC Davis	2	8	189	H	Loyola Marymount	10	7
					125	H	Cal St. Bakersfield	12	3	158	A	UC Davis	5	4	201	H	Northern Ill.	13	3
					189	H	Loyola Marymount	10	7						201	H	Northern Ill.	12	5
					127	H	Pacific	11	3										

Non-Div. I Games:

Cal Poly



127 H Pacific	4	8
127 H Pacific	8	4

C  
a  
l  
P  
o  
l  
y

C  
a  
l  
P  
o  
l  
y

Average RPI Win:		146	WON-LOST RECORD		WINNING PCT. RANK	LAST 15 GAMES	STRENGTH OF SCHEDULE		OPP. STRENGTH OF SCHEDULE	TEAM RPI	ADJ RPI	CONF. RPI	ADJ CONF. RPI
Average RPI Loss:		96											
DIV. I ONLY			26-30-0		.46429 184	8-7-0	113		95	139	.51228 125	25	26
DIV. I NON-CONF.			26-30-0		.46429 167	8-7-0	112		76	137	.51228 121	24	25
TOTALS		RPI 1-25	RPI 26-50		W-L RECORDS		RPI 51-100		RPI 101-150		RPI 150+		
26-30-0	2-4-0		2-6-0	OVERALL		1-7-0		8-7-0	13-6-0				
17-11-0	0-0-0		0-1-0	HOME		0-2-0		6-2-0	11-6-0				
9-19-0	2-4-0		2-5-0	AWAY		1-5-0		2-5-0	2-0-0				
0-0-0	0-0-0		0-0-0	NEUTRAL		0-0-0		0-0-0	0-0-0				
26-30-0	2-4-0		2-6-0	NON-CONFERENCE		1-7-0		8-7-0	13-6-0				
17-11-0	0-0-0		0-1-0	HOME		0-2-0		6-2-0	11-6-0				
9-19-0	2-4-0		2-0-	AWAY		1-5-0		2-5-0	2-0-0				
0-0-0	0-0-0		0-0-0	NEUTRAL		0-0-0		0-0-0	0-0-0				
0-0-0	0-0-0		0-0-0	CONFERENCE		0-0-0		0-0-0	0-0-0				
0-0-0	0-0-0		0-0-0	HOME		0-0-0		0-0-0	0-0-0				
0-0-0	0-0-0		0-0-0	AWAY		0-0-0		0-0-0	0-0-0				
0-0-0	0-0-0		0-0-0	NEUTRAL		0-0-0		0-0-0	0-0-0				
RPI S	Opponent	Score	RPI S	Opponent	Score	RPI S	Opponent	Score	RPI S	Opponent	Score		
15 A	TCU	0 12	28 A	Washington St.	12 13	65 A	Southern California	3 4	107 H	Central Mich.	7 6		
15 A	TCU	1 13	28 A	Washington St.	3 0	71 A	UC Riverside	6 10	118 H	Nevada	0 1		
15 A	TCU	0 7	28 A	Washington St.	9 5	71 A	UC Riverside	1 5	118 H	Nevada	6 5		
24 A	Arizona	6 17	28 A	Washington St.	3 14	71 A	UC Riverside	2 5	118 H	Nevada	13 8		
24 A	Arizona	7 2	37 H	California	0 13	77 A	Fresno St.	12 2	121 A	Cal St. Northridge	5 0		
24 A	Arizona	22 5	45 A	UC Irvine	7 8	77 A	Fresno St.	4 10	121 A	Cal St. Northridge	2 3		
			45 A	UC Irvine	2 3	77 H	Fresno St.	9 13	121 H	Cal St. Northridge	6 3		
			45 A	UC Irvine	2 3	77 H	Fresno St.	9 13	127 H	Pacific	15 6		
									127 H	Pacific	4 1		
									127 H	Pacific	5 8		
									132 A	San Francisco	0 3		
									132 A	San Francisco	0 2		
									140 A	Cal Poly	12 8		
									140 A	Cal Poly	8 25		
									140 A	Cal Poly	3 12		
									158 H	UC Davis	19 8		
									158 H	UC Davis	12 4		
									158 H	UC Davis	11 12		
									159 A	UC Santa Barbara	13 10		
									159 H	UC Santa Barbara	4 0		
									189 A	Loyola Marymount	13 9		
									189 H	Loyola Marymount	13 3		
									201 H	Northern Ill.	4 6		
									201 H	Northern Ill.	2 6		
									201 H	Northern Ill.	3 5		
									207 H	San Jose St.	2 10		
									207 H	San Jose St.	17 7		
			LAST 15 GAMES										
			140 A	Cal Poly	8 25	15 A	TCU	1 13					
			140 A	Cal Poly	12 8	127 H	Pacific	15 6					
			140 A	Cal Poly	3 12	127 H	Pacific	5 8					
			189 A	Loyola Marymount	13 9								
			159 A	UC Santa Barbara	13 10								

Non-Div. I Games:

Cal St. Bakersfield

15	A	TCU	0	7
15	A	TCU	0	12

RPI	S	Opponent	Score	
207	H	San Jose St.	5	4
210	H	St. Mary's (CA)	4	8
216	H	Stony Brook	14	2
249	H	Air Force	12	4
249	H	Air Force	13	3
249	H	Air Force	9	4
249	H	Air Force	8	4

Cal St. Bakersfield

C  
a  
l  
S  
t  
.  
B  
a  
k  
e  
r  
s  
f  
i  
e  
l  
d

C  
a  
l  
S  
t  
.  
B  
a  
k  
e  
r  
s  
f  
i  
e  
l  
d

Average RPI Win: 96		WON-LOST	WINNING	LAST 15	STRENGTH OF		OPP. STRENGTH	TEAM	ADJ	CONF.	ADJ CONF.				
Average RPI Loss: 69		RECORD	PCT. RANK	GAMES	SCHEDULE		OF SCHEDULE	RPI	RPI	RPI	RPI				
DIV. I ONLY		41-15-0	.73214	13	12-3-0		28	55	12	.61058	11	8	8		
DIV. I NON-CONF.		19-12-0	.6129	89	9-3-0		3	14	23	.59866	18	7	7		
TOTALS		RPI 1-25	RPI 26-50		W-L RECORDS		RPI 51-100		RPI 101-150		RPI 150+				
41-15-0		5-8-0	7-2-0		OVERALL		13-2-0		13-3-0		8-3-0				
22-8-0		2-4-0	3-1-0		HOME		6-1-0		9-2-0		6-1-0				
18-6-0		3-4-0	4-1-0		AWAY		7-0-0		3-1-0		2-2-0				
1-1-0		0-0-0	0-0-0		NEUTRAL		0-1-0		1-0-0		0-0-0				
19-12-0		5-8-0	5-1-0		NON-CONFERENCE		6-2-0		5-2-0		3-2-0				
13-9-0		2-4-0	3-1-0		HOME		2-1-0		3-2-0		3-1-0				
10-5-0		3-4-0	2-0-		AWAY		4-0-0		1-0-0		0-1-0				
1-1-0		0-0-0	0-0-0		NEUTRAL		0-1-0		1-0-0		0-0-0				
22-3-0		0-0-0	2-1-0		CONFERENCE		7-0-0		8-1-0		5-1-0				
13-0-0		0-0-0	0-0-0		HOME		4-0-0		6-0-0		3-0-0				
9-3-0		0-0-0	2-1-0		AWAY		3-0-0		2-1-0		2-1-0				
0-0-0		0-0-0	0-0-0		NEUTRAL		0-0-0		0-0-0		0-0-0				
RPI	S	Opponent	Score	RPI	S	Opponent	Score	RPI	S	Opponent	Score	RPI	S	Opponent	Score
1	H	Arizona St.	5 6	29	A	San Diego	13 10	68	A	Washington	19 6	108	N	UAB	12 2
1	H	Arizona St.	6 8	29	A	San Diego	4 2	68	A	Washington	6 0	114	H	Minnesota	7 2
6	A	UCLA	7 11	29	H	San Diego	11 4	68	A	Washington	9 7	114	H	Minnesota	9 5
6	A	UCLA	4 3	31	H	Oregon	3 7	71	H	UC Riverside	6 4	114	H	Minnesota	1 3
6	A	UCLA	6 1	36	H	Stanford	6 5	71	H	UC Riverside	9 1	121	H	Cal St. Northridge	6 0
6	A	UCLA	1 8	45	A	UC Irvine	6 1	71	H	UC Riverside	6 0	121	H	Cal St. Northridge	6 0
6	H	UCLA	5 2	45	A	UC Irvine	4 7	76	H	Hawaii	3 0	121	H	Cal St. Northridge	15 4
15	H	TCU	2 5	45	A	UC Irvine	6 3	76	H	Hawaii	7 10	127	A	Pacific	6 2
15	H	TCU	6 4	46	H	New Mexico	11 3	76	H	Hawaii	13 6	127	A	Pacific	10 18
15	H	TCU	1 8					77	N	Fresno St.	0 5	127	A	Pacific	11 7
24	A	Arizona	1 10					87	A	Long Beach St.	6 4	140	H	Cal Poly	9 2
24	A	Arizona	6 1					87	A	Long Beach St.	12 2	140	H	Cal Poly	8 6
24	A	Arizona	7 8					87	A	Long Beach St.	8 0	140	H	Cal Poly	11 3
								87	H	Long Beach St.	8 1	148	A	Pepperdine	10 7
								100	A	San Diego St.	11 1	148	H	Pepperdine	0 6
												148	H	Pepperdine	12 5
												158	H	UC Davis	23 7
												158	H	UC Davis	3 2
												158	H	UC Davis	20 4
												159	A	UC Santa Barbara	6 1
												159	A	UC Santa Barbara	17 3
												159	A	UC Santa Barbara	3 5
												189	A	Loyola Marymount	2 4
												189	H	Loyola Marymount	10 11
												205	H	Santa Clara	6 4
												205	H	Santa Clara	18 11
												205	H	Santa Clara	8 0
				LAST 15 GAMES											

Non-Div. I Games:

Cal St. Fullerton

46	H	New Mexico	11	3
36	H	Stanford	6	5

C  
a  
l  
S  
t  
.  
F  
u  
l  
l  
e  
r  
t  
o  
n

C  
a  
l  
S  
t  
.  
F  
u  
l  
l  
e  
r  
t  
o  
n

Average RPI Win:	151	WON-LOST RECORD	WINNING PCT. RANK	LAST 15 GAMES	STRENGTH OF SCHEDULE	OPP. STRENGTH OF SCHEDULE	TEAM RPI	ADJ RPI	CONF. RPI	ADJ CONF. RPI					
Average RPI Loss:	94														
DIV. I ONLY		29-27-0	.51786	138	7-8-0	134	77	122	.51327	121	8	8			
DIV. I NON-CONF.		19-12-0	.6129	89	1-1-0	178	77	97	.52494	99	7	7			
<hr/>															
TOTALS	RPI 1-25	RPI 26-50		W-L RECORDS		RPI 51-100		RPI 101-150		RPI 150+					
29-27-0	1-7-0	1-4-0		OVERALL		7-3-0		8-7-0		12-6-0					
17-13-0	1-3-0	0-4-0		HOME		6-0-0		6-2-0		4-4-0					
11-13-0	0-4-0	1-0-0		AWAY		0-3-0		2-5-0		8-1-0					
1-1-0	0-0-0	0-0-0		NEUTRAL		1-0-0		0-0-0		0-1-0					
19-12-0	1-4-0	1-1-0		NON-CONFERENCE		3-0-0		5-4-0		9-3-0					
10-7-0	1-3-0	0-1-0		HOME		2-0-0		4-1-0		3-2-0					
8-4-0	0-1-0	1-0-		AWAY		0-0-0		1-3-0		6-0-0					
1-1-0	0-0-0	0-0-0		NEUTRAL		1-0-0		0-0-0		0-1-0					
10-15-0	0-3-0	0-3-0		CONFERENCE		4-3-0		3-3-0		3-3-0					
7-6-0	0-0-0	0-3-0		HOME		4-0-0		2-1-0		1-2-0					
3-9-0	0-3-0	0-0-0		AWAY		0-3-0		1-2-0		2-1-0					
0-0-0	0-0-0	0-0-0		NEUTRAL		0-0-0		0-0-0		0-0-0					
<hr/>															
RPI	S	Opponent	Score	RPI	S	Opponent	Score	RPI	S	Opponent	Score	RPI	S	Opponent	Score
6	A	UCLA	5 14	29	A	San Diego	7 1	71	A	UC Riverside	1 4	125	A	Cal St. Bakersfield	3 6
11	A	Cal St. Fullerton	0 6	29	H	San Diego	8 14	71	A	UC Riverside	3 9	125	H	Cal St. Bakersfield	3 2
11	A	Cal St. Fullerton	0 6	45	H	UC Irvine	5 7	71	A	UC Riverside	5 13	125	H	Cal St. Bakersfield	0 5
11	A	Cal St. Fullerton	4 15	45	H	UC Irvine	2 16	71	H	UC Riverside	10 8	127	A	Pacific	1 4
23	H	Connecticut	5 3	45	H	UC Irvine	3 5	79	H	East Carolina	5 3	127	A	Pacific	4 12
23	H	Connecticut	2 11					87	H	Long Beach St.	11 2	127	A	Pacific	8 1
23	H	Connecticut	3 7					87	H	Long Beach St.	10 8	140	H	Cal Poly	10 9
23	H	Connecticut	7 9					87	H	Long Beach St.	3 2	140	H	Cal Poly	3 5
								99	N	Bethune-Cookman	18 4	140	H	Cal Poly	12 8
								100	H	San Diego St.	3 2	148	A	Pepperdine	2 3
												148	A	Pepperdine	7 12
												148	H	Pepperdine	7 6
												148	H	Pepperdine	3 2
												150	A	UNLV	11 8
												150	H	UNLV	13 7
												158	H	UC Davis	0 16
												158	H	UC Davis	11 1
												158	H	UC Davis	7 9
												159	A	UC Santa Barbara	4 8
												159	A	UC Santa Barbara	11 4
												159	A	UC Santa Barbara	6 5
												189	A	Loyola Marymount	13 5
												189	A	Loyola Marymount	12 5
												189	H	Loyola Marymount	10 20
												223	H	Sacramento St.	14 2
												223	H	Sacramento St.	12 13
												223	H	Sacramento St.	10 6
<hr/>															
LAST 15 GAMES															
11	A	Cal St. Fullerton	4 15	87	H	Long Beach St.	3 2	189	A	UNLV	11 8	223	H	Sacramento St.	14 2
11	A	Cal St. Fullerton	0 6	150	A	UNLV	11 8	223	H	Sacramento St.	12 13	223	H	Sacramento St.	10 6
11	A	Cal St. Fullerton	0 6	71	A	UC Riverside	3 9								
71	H	UC Riverside	10 8												
29	H	San Diego	8 14												

Non-Div. I Games:

Cal St. Northridge

87	H	Long Beach St.	10	8
87	H	Long Beach St.	11	2

RPI	S	Opponent	Score	
231	N	Southern U.	9	12
252	A	Seattle	18	8
252	A	Seattle	10	5
252	A	Seattle	5	4
252	A	Seattle	6	4
280	H	Albany (NY)	10	2

Cal St. Northridge,  
i  
d  
g  
e

C  
a  
l  
S  
t  
.  
N  
o  
r  
t  
h  
r  
i  
d  
g  
e

Average RPI Win:		93	WON-LOST RECORD		WINNING PCT. RANK		LAST 15 GAMES		STRENGTH OF SCHEDULE		OPP. STRENGTH OF SCHEDULE		TEAM RPI		ADJ RPI		CONF. RPI		ADJ CONF. RPI	
DIV. I ONLY			29-23-0		.55769 106		5-10-0		22		8		38		.56879 37		1		2	
DIV. I NON-CONF.			15-9-0		.625 76		1-3-0		119		44		67		.54794 65		2		2	
TOTALS		RPI 1-25		RPI 26-50		W-L RECORDS		RPI 51-100		RPI 101-150		RPI 150+								
29-23-0		7-9-0		5-9-0		OVERALL		6-2-0		6-3-0		5-2-0								
15-9-0		7-5-0		1-0-0		HOME		3-2-0		1-1-0		3-1-0								
12-14-0		0-3-0		4-9-0		AWAY		3-0-0		4-1-0		1-1-0								
2-2-0		0-1-0		0-0-0		NEUTRAL		0-0-0		1-1-0		1-0-0								
15-9-0		1-3-0		2-2-0		NON-CONFERENCE		1-1-0		6-3-0		5-2-0								
6-5-0		1-2-0		0-0-0		HOME		1-1-0		1-1-0		3-1-0								
7-4-0		0-0-0		2-0-		AWAY		0-0-0		4-1-0		1-1-0								
2-2-0		0-1-0		0-0-0		NEUTRAL		0-0-0		1-1-0		1-0-0								
14-14-0		6-6-0		3-7-0		CONFERENCE		5-1-0		0-0-0		0-0-0								
9-4-0		6-3-0		1-0-0		HOME		2-1-0		0-0-0		0-0-0								
5-10-0		0-3-0		2-7-0		AWAY		3-0-0		0-0-0		0-0-0								
0-0-0		0-0-0		0-0-0		NEUTRAL		0-0-0		0-0-0		0-0-0								
RPI	S	Opponent		Score		RPI	S	Opponent		Score		RPI	S	Opponent		Score				
1	A	Arizona St.		5	12	28	A	Washington St.		10	13	65	A	Southern California		7	1			
1	A	Arizona St.		1	6	28	A	Washington St.		9	11	65	A	Southern California		4	3			
1	A	Arizona St.		2	3	28	A	Washington St.		4	9	65	A	Southern California		16	9			
6	H	UCLA		7	8	30	A	Rice		6	4	68	H	Washington		9	7			
6	H	UCLA		4	12	30	A	Rice		11	26	68	H	Washington		3	2			
6	H	UCLA		2	11	30	A	Rice		4	7	68	H	Washington		3	7			
9	H	Arkansas		6	0	30	A	Rice		8	6	77	H	Fresno St.		8	5			
9	H	Arkansas		3	7	31	A	Oregon		5	6	83	H	Houston		9	12			
9	H	Arkansas		5	9	31	A	Oregon		4	3									
21	N	North Carolina		3	12	31	A	Oregon		13	3									
24	H	Arizona		8	0	36	A	Stanford		10	11									
24	H	Arizona		7	2	36	A	Stanford		2	3									
24	H	Arizona		4	3	36	A	Stanford		12	15									
25	H	Oregon St.		11	3	36	H	Stanford		2	0									
25	H	Oregon St.		14	4															
25	H	Oregon St.		9	3															
LAST 15 GAMES																				
123	N	Oral Roberts		8	9	6	H	UCLA		7	8									
21	N	North Carolina		3	12	132	H	San Francisco		1	6									
31	A	Oregon		5	6	28	A	Washington St.		4	9									
31	A	Oregon		13	3															
31	A	Oregon		4	3															

Non-Div. I Games:

California



6 H UCLA	2	11
6 H UCLA	4	12

C  
a  
l  
i  
f  
o  
r  
n  
i  
a

C  
a  
l  
i  
f  
o  
r  
n  
i  
a

Average RPI Win: 225		WON-LOST	WINNING	LAST 15	STRENGTH OF		OPP. STRENGTH	TEAM	ADJ		CONF.	ADJ CONF.
Average RPI Loss: 148		RECORD	PCT. RANK	GAMES	SCHEDULE		OF SCHEDULE	RPI	RPI		RPI	RPI
DIV. I ONLY		28-27-0	.50909	145	257		233	222	.45978		226	16
DIV. I NON-CONF.		20-8-0	.71429	44	298		294	178	.48303		187	16
TOTALS		RPI 1-25	RPI 26-50		W-L RECORDS		RPI 51-100		RPI 101-150		RPI 150+	
28-27-0		0-0-0	1-4-0		OVERALL		1-2-0		3-6-0		23-15-0	
21-12-0		0-0-0	1-3-0		HOME		1-0-0		1-2-0		18-7-0	
7-15-0		0-0-0	0-1-0		AWAY		0-2-0		2-4-0		5-8-0	
0-0-0		0-0-0	0-0-0		NEUTRAL		0-0-0		0-0-0		0-0-0	
20-8-0		0-0-0	1-1-0		NON-CONFERENCE		1-2-0		0-0-0		18-5-0	
16-5-0		0-0-0	1-0-0		HOME		1-0-0		0-0-0		14-5-0	
4-3-0		0-0-0	0-0-		AWAY		0-2-0		0-0-0		4-0-0	
0-0-0		0-0-0	0-0-0		NEUTRAL		0-0-0		0-0-0		0-0-0	
8-19-0		0-0-0	0-3-0		CONFERENCE		0-0-0		3-6-0		5-10-0	
5-7-0		0-0-0	0-3-0		HOME		0-0-0		1-2-0		4-2-0	
3-12-0		0-0-0	0-0-0		AWAY		0-0-0		2-4-0		1-8-0	
0-0-0		0-0-0	0-0-0		NEUTRAL		0-0-0		0-0-0		0-0-0	
RPI S	Opponent	Score	RPI S	Opponent	Score	RPI S	Opponent	Score	RPI S	Opponent	Score	
			44 H	Fla. Gulf Coast	9 13	79 A	East Carolina	3 6	113 A	North Florida	4 5	
			44 H	Fla. Gulf Coast	4 9	79 H	East Carolina	12 5	113 A	North Florida	10 4	
			44 H	Fla. Gulf Coast	5 7	96 A	UNC Wilmington	5 8	113 A	North Florida	5 7	
			47 A	North Carolina St.	8 9				131 A	Mercer	3 7	
			47 H	North Carolina St.	15 10				131 A	Mercer	3 15	
									131 A	Mercer	12 5	
									137 H	East Tenn. St.	17 8	
									137 H	East Tenn. St.	3 4	
									137 H	East Tenn. St.	4 6	
									152 H	Kennesaw St.	9 6	
									152 H	Kennesaw St.	6 7	
									152 H	Kennesaw St.	3 1	
									162 A	Stetson	3 4	
									162 A	Stetson	2 7	
									162 A	Stetson	7 11	
									166 H	Longwood	12 24	
									166 H	Longwood	22 6	
									166 H	Longwood	4 5	
									171 A	Belmont	7 9	
									171 A	Belmont	1 4	
									171 A	Belmont	6 14	
									198 H	Lipscomb	5 4	
									198 H	Lipscomb	5 4	
									198 H	Lipscomb	7 9	
									222 H	UNC Asheville	11 2	
									222 H	UNC Asheville	11 15	
									222 H	UNC Asheville	5 4	
LAST 15 GAMES												
			198 H	Lipscomb	5 4	166 H	Longwood	22 6				
			198 H	Lipscomb	7 9	166 H	Longwood	12 24				
			198 H	Lipscomb	5 4	166 H	Longwood	4 5				
			171 A	Belmont	6 14							
			171 A	Belmont	7 9							

Non-Div. I Games:

Campbell

171	A	Belmont	1	4
285	A	Norfolk St.	14	9

RPI	S	Opponent	Score	
230	A	S.C. Upstate	5	6
230	A	S.C. Upstate	13	6
230	A	S.C. Upstate	3	4
236	A	N.C. A&T	15	5
236	H	N.C. A&T	14	5
236	H	N.C. A&T	3	5
262	H	La Salle	10	4
262	H	La Salle	19	7
285	A	Norfolk St.	14	9
285	H	Norfolk St.	9	3
291	H	Savannah St.	5	21
291	H	Savannah St.	16	1
291	H	Savannah St.	9	5
297	H	Md.-East. Shore	13	0
297	H	Md.-East. Shore	14	2
297	H	Md.-East. Shore	6	1
300	A	N.C. Central	10	1
300	A	N.C. Central	13	8
300	H	N.C. Central	16	2
300	H	N.C. Central	27	4

Average RPI Win:	204	WON-LOST RECORD	WINNING PCT. RANK	LAST 15 GAMES	STRENGTH OF SCHEDULE	OPP. STRENGTH OF SCHEDULE	TEAM RPI	ADJ RPI	CONF. RPI	ADJ CONF. RPI	
Average RPI Loss:	191										
DIV. I ONLY	39-21-0	.65	34	10-5-0	246	227	144	.50205	144	21	21
DIV. I NON-CONF.	17-14-0	.54839	119	0-0-0	287	256	214	.45931	215	22	22
<hr/>											
TOTALS	RPI 1-25	RPI 26-50		W-L RECORDS		RPI 51-100		RPI 101-150		RPI 150+	
39-21-0	0-0-0	0-0-0		OVERALL		6-1-0		6-6-0		27-14-0	
14-3-0	0-0-0	0-0-0		HOME		3-0-0		3-1-0		8-2-0	
15-14-0	0-0-0	0-0-0		AWAY		1-1-0		1-3-0		13-10-0	
10-4-0	0-0-0	0-0-0		NEUTRAL		2-0-0		2-2-0		6-2-0	
<hr/>											
17-14-0	0-0-0	0-0-0		NON-CONFERENCE		1-1-0		2-2-0		14-11-0	
2-2-0	0-0-0	0-0-0		HOME		0-0-0		0-1-0		2-1-0	
7-10-0	0-0-0	0-0-		AWAY		1-1-0		0-1-0		6-8-0	
8-2-0	0-0-0	0-0-0		NEUTRAL		0-0-0		2-0-0		6-2-0	
<hr/>											
22-7-0	0-0-0	0-0-0		CONFERENCE		5-0-0		4-4-0		13-3-0	
12-1-0	0-0-0	0-0-0		HOME		3-0-0		3-0-0		6-1-0	
8-4-0	0-0-0	0-0-0		AWAY		0-0-0		1-2-0		7-2-0	
2-2-0	0-0-0	0-0-0		NEUTRAL		2-0-0		0-2-0		0-0-0	
<hr/>											
RPI S	Opponent	Score	RPI S	Opponent	Score	RPI S	Opponent	Score	RPI S	Opponent	Score
						88 H	Manhattan	10 8	111 A	Le Moyne	5 6
						88 H	Manhattan	4 0	111 H	Le Moyne	6 7
						88 H	Manhattan	23 20	133 A	Marist	3 12
						88 N	Manhattan	6 5	133 A	Marist	14 13
						88 N	Manhattan	7 5	133 A	Marist	5 7
						98 A	Winthrop	3 1	135 N	Toledo	10 9
						98 A	Winthrop	2 3	135 N	Toledo	3 2
									139 H	Rider	13 2
									139 H	Rider	8 2
									139 H	Rider	7 6
									139 N	Rider	5 10
									139 N	Rider	2 4
									176 N	Wright St.	9 5
									176 N	Wright St.	2 13
									178 H	Siena	5 9
									178 H	Siena	5 4
									178 H	Siena	10 3
									193 A	Delaware	10 5
									193 A	Delaware	4 5
									193 A	Delaware	2 3
									198 A	Lipscomb	12 4
									198 A	Lipscomb	1 7
									198 A	Lipscomb	5 6
									212 H	Bucknell	10 5
			212 H	Bucknell	7 1						
			219 N	Ill.-Chicago	16 10						
			219 N	Ill.-Chicago	20 4						
			LAST 15 GAMES								
			139 N	Rider	2 4	133 A	Marist	3 12	198 A	Lipscomb	5 6
			88 N	Manhattan	6 5	133 A	Marist	14 13	212 H	Bucknell	10 5
			139 N	Rider	5 10	133 A	Marist	5 7	212 H	Bucknell	7 1
			88 N	Manhattan	7 5				219 N	Ill.-Chicago	16 10
			248 A	Niagara	11 4				219 N	Ill.-Chicago	20 4

Non-Div. I Games:

Canisius

248 A Niagara	22	3
248 A Niagara	12	19

RPI	S	Opponent	Score	
225	A	Buffalo	7	8
242	A	Dayton	3	17
242	A	Dayton	9	12
242	A	Dayton	9	8
248	A	Niagara	12	19
248	A	Niagara	11	4
248	A	Niagara	22	3
248	H	Niagara	18	17
250	A	Fairfield	18	16
250	A	Fairfield	6	1
250	A	Fairfield	11	12
263	A	St. Bonaventure	7	6
263	A	St. Bonaventure	2	7
263	H	St. Bonaventure	6	12
270	A	St. Peter's	22	5
270	A	St. Peter's	13	4
270	A	St. Peter's	22	2
273	A	Youngstown St.	16	4
277	N	Long Island	11	5
277	N	Long Island	6	3
277	N	Long Island	3	8
277	N	Long Island	3	0
286	H	Iona	11	2
286	H	Iona	14	3
286	H	Iona	10	5
297	A	Md.-East. Shore	18	7

Canisius

C  
a  
n  
i  
s  
i  
u  
s

C  
a  
n  
i  
s  
i  
u  
s

Average RPI Win: 233		WON-LOST RECORD		WINNING PCT. RANK		LAST 15 GAMES		STRENGTH OF SCHEDULE		OPP. STRENGTH OF SCHEDULE		TEAM RPI		ADJ RPI		CONF. RPI		ADJ CONF. RPI		
DIV. I ONLY		27-26-0		.50943 144		6-9-0		212		252		189		.47759 194		26		25		
DIV. I NON-CONF.		10-15-0		.4 205		0-1-0		82		229		181		.48428 183		25		24		
TOTALS		RPI 1-25		RPI 26-50		W-L RECORDS		RPI 51-100		RPI 101-150		RPI 150+								
27-26-0		0-6-0		0-0-0		OVERALL		1-2-0		2-4-0		24-14-0								
17-9-0		0-0-0		0-0-0		HOME		1-1-0		2-2-0		14-6-0								
9-15-0		0-6-0		0-0-0		AWAY		0-1-0		0-2-0		9-6-0								
1-2-0		0-0-0		0-0-0		NEUTRAL		0-0-0		0-0-0		1-2-0								
10-15-0		0-6-0		0-0-0		NON-CONFERENCE		1-2-0		0-1-0		9-6-0								
9-6-0		0-0-0		0-0-0		HOME		1-1-0		0-0-0		8-5-0								
0-8-0		0-6-0		0-0-		AWAY		0-1-0		0-1-0		0-0-0								
1-1-0		0-0-0		0-0-0		NEUTRAL		0-0-0		0-0-0		1-1-0								
17-11-0		0-0-0		0-0-0		CONFERENCE		0-0-0		2-3-0		15-8-0								
8-3-0		0-0-0		0-0-0		HOME		0-0-0		2-2-0		6-1-0								
9-7-0		0-0-0		0-0-0		AWAY		0-0-0		0-1-0		9-6-0								
0-1-0		0-0-0		0-0-0		NEUTRAL		0-0-0		0-0-0		0-1-0								
RPI	S	Opponent		Score		RPI	S	Opponent		Score		RPI	S	Opponent		Score				
9	A	Arkansas		4	9					63	A	Northwestern St.	2	11	123	A	Oral Roberts	2	4	
9	A	Arkansas		2	18					63	H	Northwestern St.	2	1	123	H	Oral Roberts	11	1	
20	A	Texas A&M		3	15					76	H	Hawaii	2	5	123	H	Oral Roberts	17	7	
22	A	LSU		8	25										123	H	Oral Roberts	5	13	
22	A	LSU		4	5										123	H	Oral Roberts	1	19	
22	A	LSU		0	4										129	A	Austin Peay	0	7	
															160	A	South Dakota St.	8	3	
															160	A	South Dakota St.	4	7	
															160	A	South Dakota St.	7	9	
															160	A	South Dakota St.	19	7	
															165	N	Georgia St.	9	10	
															165	N	Georgia St.	17	13	
															185	H	Binghamton	5	3	
															185	H	Binghamton	0	16	
															185	H	Binghamton	6	7	
															190	H	Gonzaga	5	12	
															190	H	Gonzaga	2	1	
															190	H	Gonzaga	2	9	
															255	A	Oakland	8	5	
															255	A	Oakland	4	1	
															255	A	Oakland	5	10	
															255	N	Oakland	2	7	
															259	A	Southern Utah	3	2	
															259	A	Southern Utah	7	5	
															259	A	Southern Utah	9	8	
															259	A	Southern Utah	3	4	
															268	H	Tex.-Pan American	6	4	
LAST 15 GAMES																				
						255	N	Oakland	2	7	282	H	Western Ill.	13	7	259	A	Southern Utah	3	2
						123	A	Oral Roberts	2	4	282	H	Western Ill.	7	18	259	A	Southern Utah	7	5
						274	A	IPFW	6	2	123	H	Oral Roberts	1	19	259	A	Southern Utah	9	8
						274	A	IPFW	3	4						259	A	Southern Utah	3	4
						274	A	IPFW	1	4						268	H	Tex.-Pan American	6	4

Non-Div. I Games: Texas Col. 11 3

Centenary (LA)

274 A IPFW	11	6
282 H Western Ill.	7	6

RPI	S	Opponent	Score	
268	H	Tex.-Pan American	2	4
268	H	Tex.-Pan American	9	3
272	H	Grambling	6	5
272	H	Grambling	10	2
272	H	Grambling	10	0
272	H	Grambling	7	2
274	A	IPFW	11	6
274	A	IPFW	6	2
274	A	IPFW	3	4
274	A	IPFW	1	4
275	H	North Dakota St.	8	2
275	H	North Dakota St.	7	5
275	H	North Dakota St.	4	2
275	H	North Dakota St.	5	0
282	H	Western Ill.	7	6
282	H	Western Ill.	13	7
282	H	Western Ill.	7	18

Centenary (LA)

C  
e  
n  
t  
e  
n  
a  
r  
y  
(  
L  
A  
)

C  
e  
n  
t  
e  
n  
a  
r  
y  
(  
L  
A  
)

Average RPI Win: 176		WON-LOST	WINNING	LAST 15	STRENGTH OF		OPP. STRENGTH	TEAM	ADJ	CONF.	ADJ CONF.
Average RPI Loss: 117		RECORD	PCT. RANK	GAMES	SCHEDULE		OF SCHEDULE	RPI	RPI	RPI	RPI
DIV. I ONLY		19-35-1	.35455	246	6-8-1		146	154	214	.46521	214
DIV. I NON-CONF.		9-13-0	.40909	200	0-3-0		175	245	208	.46557	207
TOTALS		RPI 1-25	RPI 26-50		W-L RECORDS		RPI 51-100		RPI 101-150		RPI 150+
19-35-1	0-0-0	0-0-0		OVERALL		2-12-0		4-14-0		13-9-1	
11-16-1	0-0-0	0-0-0		HOME		1-5-0		1-5-0		9-6-1	
8-19-0	0-0-0	0-0-0		AWAY		1-7-0		3-9-0		4-3-0	
0-0-0	0-0-0	0-0-0		NEUTRAL		0-0-0		0-0-0		0-0-0	
9-13-0	0-0-0	0-0-0		NON-CONFERENCE		0-2-0		1-5-0		8-6-0	
7-3-0	0-0-0	0-0-0		HOME		0-0-0		0-0-0		7-3-0	
2-10-0	0-0-0	0-0-		AWAY		0-2-0		1-5-0		1-3-0	
0-0-0	0-0-0	0-0-0		NEUTRAL		0-0-0		0-0-0		0-0-0	
10-22-1	0-0-0	0-0-0		CONFERENCE		2-10-0		3-9-0		5-3-1	
4-13-1	0-0-0	0-0-0		HOME		1-5-0		1-5-0		2-3-1	
6-9-0	0-0-0	0-0-0		AWAY		1-5-0		2-4-0		3-0-0	
0-0-0	0-0-0	0-0-0		NEUTRAL		0-0-0		0-0-0		0-0-0	
RPI S	Opponent	Score	RPI S	Opponent	Score	RPI S	Opponent	Score	RPI S	Opponent	Score
						51 A	Texas St.	4 11	104 A	Memphis	5 11
						51 A	Texas St.	3 7	115 A	Lamar	7 8
						51 A	Texas St.	2 14	115 A	Lamar	10 9
						53 A	Southeastern La.	4 5	115 A	Lamar	4 3
						53 A	Southeastern La.	8 6	118 A	Nevada	10 17
						53 A	Southeastern La.	3 9	118 A	Nevada	6 4
						56 A	Wichita St.	2 8	118 A	Nevada	6 13
						56 A	Wichita St.	2 14	120 H	McNeese St.	6 7
						63 H	Northwestern St.	4 11	120 H	McNeese St.	5 12
						63 H	Northwestern St.	5 4	120 H	McNeese St.	8 12
						63 H	Northwestern St.	3 4	123 A	Oral Roberts	3 4
						91 H	Stephen F. Austin	0 2	126 A	Texas-Arlington	6 9
						91 H	Stephen F. Austin	2 17	126 A	Texas-Arlington	3 4
						91 H	Stephen F. Austin	12 20	126 A	Texas-Arlington	3 8
									141 A	UALR	5 9
									142 H	UTSA	4 5
									142 H	UTSA	1 2
									142 H	UTSA	11 6
									151 H	Nicholls St.	7 4
									151 H	Nicholls St.	3 5
									151 H	Nicholls St.	4 8
									157 A	Louisiana Tech	5 13
						142 H	UTSA	11 6	157 H	Louisiana Tech	1 0
						142 H	UTSA	1 2	203 H	A&M-Corpus Christi	8 8
						142 H	UTSA	4 5	203 H	A&M-Corpus Christi	8 9
						157 A	Louisiana Tech	5 13	175 H	Southeast Mo. St.	8 7
						199 A	Sam Houston St.	8 3	175 H	Southeast Mo. St.	2 3
									179 H	Creighton	2 3
									186 A	Missouri St.	2 4

Non-Div. I Games:

Central Ark.



199 A Sam Houston St.	11	4
199 A Sam Houston St.	4	3

RPI	S	Opponent	Score	
186	A	Missouri St.	5	14
196	H	La.-Monroe	15	5
199	A	Sam Houston St.	11	4
199	A	Sam Houston St.	4	3
199	A	Sam Houston St.	8	3
203	H	A&M-Corpus Christi	8	8
203	H	A&M-Corpus Christi	8	9
203	H	A&M-Corpus Christi	4	3
206	H	St. Louis	6	4
206	H	St. Louis	12	5
206	H	St. Louis	6	13
267	H	SIU Edwardsville	14	8
290	A	Ark.-Pine Bluff	10	3
290	H	Ark.-Pine Bluff	10	1

Central Ark.

C  
e  
n  
t  
r  
a  
l  
A  
r  
k  
.

C  
e  
n  
t  
r  
a  
l  
A  
r  
k  
.

Average RPI Win: 233		WON-LOST RECORD		WINNING PCT. RANK		LAST 15 GAMES		STRENGTH OF SCHEDULE		OPP. STRENGTH OF SCHEDULE		TEAM RPI		ADJ RPI		CONF. RPI		ADJ CONF. RPI	
DIV. I ONLY		33-21-0		.61111 63		10-5-0		266		281		191		.47748 195		27		27	
DIV. I NON-CONF.		11-6-0		.64706 68		0-2-0		267		288		169		.49071 166		29		29	
TOTALS		RPI 1-25		RPI 26-50		W-L RECORDS		RPI 51-100		RPI 101-150		RPI 150+							
33-21-0		1-2-0		0-0-0		OVERALL		0-0-0		1-1-0		31-20-0							
14-7-0		0-0-0		0-0-0		HOME		0-0-0		1-0-0		13-7-0							
13-13-0		1-1-0		0-0-0		AWAY		0-0-0		0-1-0		12-12-0							
6-2-0		0-1-0		0-0-0		NEUTRAL		0-0-0		0-0-0		6-1-0							
11-6-0		1-2-0		0-0-0		NON-CONFERENCE		0-0-0		1-1-0		9-5-0							
4-1-0		0-0-0		0-0-0		HOME		0-0-0		1-0-0		3-1-0							
5-6-0		1-1-0		0-0-		AWAY		0-0-0		0-1-0		4-4-0							
2-1-0		0-1-0		0-0-0		NEUTRAL		0-0-0		0-0-0		2-0-0							
22-15-0		0-0-0		0-0-0		CONFERENCE		0-0-0		0-0-0		22-15-0							
10-6-0		0-0-0		0-0-0		HOME		0-0-0		0-0-0		10-6-0							
8-8-0		0-0-0		0-0-0		AWAY		0-0-0		0-0-0		8-8-0							
4-1-0		0-0-0		0-0-0		NEUTRAL		0-0-0		0-0-0		4-1-0							
RPI	S	Opponent		Score		RPI	S	Opponent		Score		RPI	S	Opponent		Score			
14	N	Florida St.		3	11							133	A	Marist		6	7		
23	A	Connecticut		5	25							133	H	Marist		7	1		
23	A	Connecticut		7	3							167	A	Seton Hall		2	8		
												184	A	Bryant		5	1		
												184	A	Bryant		9	10		
												184	A	Bryant		5	6		
												184	A	Bryant		2	3		
												188	A	Sacred Heart		1	3		
												188	A	Sacred Heart		8	0		
												188	A	Sacred Heart		9	5		
												188	A	Sacred Heart		8	7		
												188	N	Sacred Heart		9	3		
												188	N	Sacred Heart		9	6		
												188	N	Sacred Heart		3	8		
												208	A	Massachusetts		17	12		
						216	N	Stony Brook		4	3								
						218	A	Holy Cross		10	4								
						238	H	Wagner		5	7								
						238	H	Wagner		10	5								
						238	H	Wagner		7	1								
						238	H	Wagner		5	3								
						238	N	Wagner		7	2								
						238	N	Wagner		5	3								
						241	H	Monmouth		11	10								
						241	H	Monmouth		20	19								
						241	H	Monmouth		11	7								
						241	H	Monmouth		2	5								
LAST 15 GAMES																			
23		A	Connecticut		5	25	277		H	Long Island		16	10						
14		N	Florida St.		3	11	277		H	Long Island		1	11						
188		N	Sacred Heart		9	3	277		H	Long Island		5	4						
188		N	Sacred Heart		9	6													
238		N	Wagner		7	2													

Non-Div. I Games:

Central Conn. St.

188 N Sacred Heart	3	8
238 N Wagner	5	3

RPI	S	Opponent	Score	
250	A	Fairfield	21	9
250	H	Fairfield	16	7
261	A	Navy	4	5
261	A	Navy	9	12
261	A	Navy	8	14
277	H	Long Island	2	1
277	H	Long Island	16	10
277	H	Long Island	1	11
277	H	Long Island	5	4
278	A	Mt. St. Mary's	6	12
278	A	Mt. St. Mary's	27	7
278	A	Mt. St. Mary's	8	4
278	A	Mt. St. Mary's	13	14
280	H	Albany (NY)	9	8
281	H	Quinnipiac	4	13
281	H	Quinnipiac	10	11
281	H	Quinnipiac	8	4
281	H	Quinnipiac	2	3
283	A	Fairleigh Dickinson	21	4
283	A	Fairleigh Dickinson	4	6
283	A	Fairleigh Dickinson	11	9
283	A	Fairleigh Dickinson	3	5
284	A	Hartford	19	6
284	H	Hartford	11	12
286	H	Iona	12	5
286	N	Iona	10	8

Central Conn. St.  
.  
S  
t  
.

C  
e  
n  
t  
r  
a  
l  
C  
o  
n  
n  
.  
S  
t  
.

Average RPI Win: 178		WON-LOST RECORD		WINNING PCT. RANK		LAST 15 GAMES		STRENGTH OF SCHEDULE		OPP. STRENGTH OF SCHEDULE		TEAM RPI		ADJ RPI		CONF. RPI		ADJ CONF. RPI	
DIV. I ONLY		33-22-0		.6 74		12-3-0		169		194		106		.51659 107		20		20	
DIV. I NON-CONF.		9-13-0		.40909 200		1-1-0		132		202		193		.48006 193		20		20	
TOTALS		RPI 1-25		RPI 26-50		W-L RECORDS		RPI 51-100		RPI 101-150		RPI 150+							
33-22-0		0-0-0		0-1-0		OVERALL		5-5-0		8-8-0		20-8-0							
14-3-0		0-0-0		0-0-0		HOME		0-1-0		1-2-0		13-0-0							
14-13-0		0-0-0		0-0-0		AWAY		4-4-0		5-3-0		5-6-0							
5-6-0		0-0-0		0-1-0		NEUTRAL		1-0-0		2-3-0		2-2-0							
9-13-0		0-0-0		0-1-0		NON-CONFERENCE		5-5-0		0-2-0		4-5-0							
1-1-0		0-0-0		0-0-0		HOME		0-1-0		0-0-0		1-0-0							
6-8-0		0-0-0		0-0-		AWAY		4-4-0		0-1-0		2-3-0							
2-4-0		0-0-0		0-1-0		NEUTRAL		1-0-0		0-1-0		1-2-0							
24-9-0		0-0-0		0-0-0		CONFERENCE		0-0-0		8-6-0		16-3-0							
13-2-0		0-0-0		0-0-0		HOME		0-0-0		1-2-0		12-0-0							
8-5-0		0-0-0		0-0-0		AWAY		0-0-0		5-2-0		3-3-0							
3-2-0		0-0-0		0-0-0		NEUTRAL		0-0-0		2-2-0		1-0-0							
RPI	S	Opponent	Score	RPI	S	Opponent	Score	RPI	S	Opponent	Score	RPI	S	Opponent	Score				
				37	N	California	4 9	70	A	Michigan	7 13	103	N	Indiana	0 9				
								78	A	UCF	7 4	116	A	Kent St.	7 6				
								78	A	UCF	11 5	116	A	Kent St.	0 13				
								78	A	UCF	3 0	116	A	Kent St.	11 7				
								80	A	Michigan St.	10 13	116	N	Kent St.	3 5				
								80	H	Michigan St.	9 16	117	H	Ball St.	4 3				
								80	N	Michigan St.	6 3	117	H	Ball St.	2 3				
								85	A	Illinois St.	6 10	117	H	Ball St.	2 5				
								85	A	Illinois St.	2 1	122	A	Bowling Green	12 7				
								85	A	Illinois St.	2 6	122	N	Bowling Green	9 8				
												122	N	Bowling Green	3 7				
												122	N	Bowling Green	8 1				
												125	A	Cal St. Bakersfield	6 7				
												135	A	Toledo	8 5				
												135	A	Toledo	10 6				
												135	A	Toledo	8 9				
												153	A	Miami (OH)	5 1				
												153	A	Miami (OH)	5 2				
												153	A	Miami (OH)	3 6				
												162	A	Stetson	0 1				
												187	H	Eastern Mich.	6 0				
												187	H	Eastern Mich.	5 2				
												187	H	Eastern Mich.	10 2				
								80	H	Michigan St.	9 16	191	A	Notre Dame	12 2				
								271	H	Western Mich.	6 2	201	A	Northern Ill.	8 7				
												201	A	Northern Ill.	2 3				
												201	A	Northern Ill.	1 4				
Non-Div. I Games:		Davenport		11	5	Concordia (MI)		13	3	Wayne St. (MI)		14	9	Central Mich.					

187 H Eastern Mich.	10	2
187 H Eastern Mich.	5	2

RPI	S	Opponent	Score	
210	N	St. Mary's (CA)	3	1
219	A	Ill.-Chicago	3	5
219	H	Ill.-Chicago	4	1
245	H	Akron	10	6
245	H	Akron	9	8
245	H	Akron	8	7
247	H	Ohio	15	8
247	H	Ohio	4	2
247	H	Ohio	7	2
247	N	Ohio	13	9
255	A	Oakland	9	10
264	A	Valparaiso	17	4
271	H	Western Mich.	12	7
271	H	Western Mich.	6	2
271	H	Western Mich.	4	3
275	N	North Dakota St.	3	7
279	N	Butler	9	14

Central Mich.

C  
e  
n  
t  
r  
a  
l  
M  
i  
c  
h  
.

C  
e  
n  
t  
r  
a  
l  
M  
i  
c  
h  
.

Average RPI Win:		172	WON-LOST RECORD		WINNING PCT. RANK		LAST 15 GAMES		STRENGTH OF SCHEDULE		OPP. STRENGTH OF SCHEDULE		TEAM RPI		ADJ RPI		CONF. RPI		ADJ CONF. RPI				
DIV. I ONLY			17-38-0		.30909 265		1-14-0		57		99		196		.47838 192		11		11				
DIV. I NON-CONF.			11-18-0		.37931 215		0-3-0		15		85		122		.51346 117		11		11				
TOTALS		RPI 1-25		RPI 26-50		W-L RECORDS		RPI 51-100		RPI 101-150		RPI 150+											
17-38-0		1-6-0		1-10-0		OVERALL		4-9-0		1-5-0		10-8-0											
9-21-0		0-2-0		1-7-0		HOME		1-4-0		1-5-0		6-3-0											
8-17-0		1-4-0		0-3-0		AWAY		3-5-0		0-0-0		4-5-0											
0-0-0		0-0-0		0-0-0		NEUTRAL		0-0-0		0-0-0		0-0-0											
11-18-0		1-4-0		1-7-0		NON-CONFERENCE		0-4-0		1-2-0		8-1-0											
7-9-0		0-0-0		1-4-0		HOME		0-2-0		1-2-0		5-1-0											
4-9-0		1-4-0		0-0-		AWAY		0-2-0		0-0-0		3-0-0											
0-0-0		0-0-0		0-0-0		NEUTRAL		0-0-0		0-0-0		0-0-0											
6-20-0		0-2-0		0-3-0		CONFERENCE		4-5-0		0-3-0		2-7-0											
2-12-0		0-2-0		0-3-0		HOME		1-2-0		0-3-0		1-2-0											
4-8-0		0-0-0		0-0-0		AWAY		3-3-0		0-0-0		1-5-0											
0-0-0		0-0-0		0-0-0		NEUTRAL		0-0-0		0-0-0		0-0-0											
RPI	S	Opponent		Score		RPI	S	Opponent		Score		RPI	S	Opponent		Score							
2	H	Coastal Caro.		5	7	26	A	Col. of Charleston		4	9	66	A	Ga. Southern		7	12						
2	H	Coastal Caro.		13	29	26	A	Col. of Charleston		7	12	66	H	Ga. Southern		6	8						
4	A	Florida		6	3	26	H	Col. of Charleston		9	28	84	A	Radford		3	9						
4	A	Florida		10	16	32	A	Citadel		0	5	84	A	Radford		9	6						
4	A	Florida		0	6	32	H	Citadel		8	7	84	A	Radford		7	5						
14	A	Florida St.		4	12	34	H	Virginia Tech		1	13	90	A	VMI		3	13						
17	A	South Carolina		2	10	34	H	Virginia Tech		2	17	90	A	VMI		2	7						
						34	H	Virginia Tech		2	4	90	A	VMI		1	0						
						49	H	Liberty		4	13	96	A	UNC Wilmington		4	5						
						49	H	Liberty		5	7	96	H	UNC Wilmington		5	6						
						49	H	Liberty		1	4	98	H	Winthrop		7	5						
												98	H	Winthrop		1	2						
												98	H	Winthrop		3	7						
LAST 15 GAMES						LAST 15 GAMES						LAST 15 GAMES											
102 H High Point						11	16	17 A South Carolina						2	10	256 A Presbyterian						9	8
102 H High Point						8	10	66 A Ga. Southern						7	12	291 A Savannah St.						12	6
102 H High Point						7	15	49 H Liberty						4	13	291 H Savannah St.						9	1
96 H UNC Wilmington						5	6																
222 A UNC Asheville						4	5																

**Non-Div. I Games:**

Charleston So.

222 A UNC Asheville	3	4
222 A UNC Asheville	9	13

C  
h  
a  
r  
l  
e  
s  
t  
o  
n  
S  
o  
.

C  
h  
a  
r  
l  
e  
s  
t  
o  
n  
S  
o  
.

Average RPI Win:	205	WON-LOST	WINNING	LAST 15	STRENGTH OF	OPP. STRENGTH	TEAM	ADJ	CONF.	ADJ CONF.	
Average RPI Loss:	145	RECORD	PCT. RANK	GAMES	SCHEDULE	OF SCHEDULE	RPI	RPI	RPI	RPI	
DIV. I ONLY	39-17-0	.69643	18	9-6-0	211	208	80	.5302	82	24	24
DIV. I NON-CONF.	17-8-0	.68	57	0-1-0	174	104	74	.5406	78	23	23
<hr/>											
TOTALS	RPI 1-25	RPI 26-50		W-L RECORDS		RPI 51-100		RPI 101-150		RPI 150+	
39-17-0	1-2-0	0-0-0		OVERALL		1-2-0		5-4-0		32-9-0	
29-5-0	1-1-0	0-0-0		HOME		1-1-0		5-2-0		22-1-0	
8-10-0	0-1-0	0-0-0		AWAY		0-1-0		0-2-0		8-6-0	
2-2-0	0-0-0	0-0-0		NEUTRAL		0-0-0		0-0-0		2-2-0	
<hr/>											
17-8-0	1-2-0	0-0-0		NON-CONFERENCE		1-2-0		5-4-0		10-0-0	
15-4-0	1-1-0	0-0-0		HOME		1-1-0		5-2-0		8-0-0	
2-4-0	0-1-0	0-0-		AWAY		0-1-0		0-2-0		2-0-0	
0-0-0	0-0-0	0-0-0		NEUTRAL		0-0-0		0-0-0		0-0-0	
<hr/>											
22-9-0	0-0-0	0-0-0		CONFERENCE		0-0-0		0-0-0		22-9-0	
14-1-0	0-0-0	0-0-0		HOME		0-0-0		0-0-0		14-1-0	
6-6-0	0-0-0	0-0-0		AWAY		0-0-0		0-0-0		6-6-0	
2-2-0	0-0-0	0-0-0		NEUTRAL		0-0-0		0-0-0		2-2-0	
<hr/>											
RPI S	Opponent	Score		RPI S	Opponent	Score		RPI S	Opponent	Score	
19 H	Clemson	11	10					102 A	High Point	5	6
21 A	North Carolina	4	8			55 A	Western Caro.	4	5	102 H	High Point
21 H	North Carolina	0	5			55 H	Western Caro.	3	5	129 H	Austin Peay
						98 H	Winthrop	16	5	129 H	Austin Peay
										130 A	Wake Forest
										130 H	Wake Forest
										133 H	Marist
										133 H	Marist
										133 H	Marist
										173 A	Rhode Island
										173 A	Rhode Island
										173 A	Rhode Island
										173 N	Rhode Island
										177 A	Xavier
										177 A	Xavier
										177 A	Xavier
										177 N	Xavier
										206 H	St. Louis
										206 H	St. Louis
										206 H	St. Louis
										206 N	St. Louis
										206 N	St. Louis
										208 H	Massachusetts
										208 H	Massachusetts
										208 H	Massachusetts
										209 A	Richmond
										209 A	Richmond
LAST 15 GAMES				LAST 15 GAMES				LAST 15 GAMES			
206 N	St. Louis	4	5	21 A	North Carolina	4	8	208 H	Massachusetts	8	5
177 N	Xavier	18	7	206 H	St. Louis	5	0	208 H	Massachusetts	10	4
173 N	Rhode Island	7	3	206 H	St. Louis	4	3	208 H	Massachusetts	7	1
206 N	St. Louis	2	3					209 A	Richmond	11	1
209 A	Richmond	5	4					209 A	Richmond	5	4

Non-Div. I Games:

Charlotte



209	A	Richmond	4	6
209	A	Richmond	11	1

RPI	S	Opponent	Score	
209	A	Richmond	4	6
225	H	Buffalo	11	5
225	H	Buffalo	12	4
225	H	Buffalo	8	4
230	A	S.C. Upstate	10	8
230	H	S.C. Upstate	24	2
232	H	Harvard	18	10
232	H	Harvard	15	3
232	H	Harvard	4	1
236	A	N.C. A&T	15	4
237	A	George Washington	7	4
237	A	George Washington	4	9
237	A	George Washington	8	5
242	H	Dayton	14	2
242	H	Dayton	5	1
242	H	Dayton	17	3
263	H	St. Bonaventure	10	2
263	H	St. Bonaventure	12	11
263	H	St. Bonaventure	6	1
265	H	Temple	8	7
265	H	Temple	23	0
265	H	Temple	4	8
300	H	N.C. Central	13	1

Charlotte

C  
h  
a  
r  
l  
o  
t  
t  
e

C  
h  
a  
r  
l  
o  
t  
t  
e

Average RPI Win:	265	WON-LOST	WINNING	LAST 15	STRENGTH OF	OPP. STRENGTH	TEAM	ADJ	CONF.	ADJ CONF.	
Average RPI Loss:	212	RECORD	PCT. RANK	GAMES	SCHEDULE	OF SCHEDULE	RPI	RPI	RPI	RPI	
DIV. I ONLY	3-52-0	.05455	301	2-13-0	258	286	298	.34109	298	30	30
DIV. I NON-CONF.	1-23-0	.04167	298	0-0-0	230	274	298	.35754	298	30	30
TOTALS	RPI 1-25	RPI 26-50	W-L RECORDS	RPI 51-100	RPI 101-150	RPI 150+					
3-52-0	0-0-0	0-2-0	OVERALL	0-0-0	0-7-0	3-43-0					
2-16-0	0-0-0	0-0-0	HOME	0-0-0	0-1-0	2-15-0					
0-29-0	0-0-0	0-2-0	AWAY	0-0-0	0-5-0	0-22-0					
1-7-0	0-0-0	0-0-0	NEUTRAL	0-0-0	0-1-0	1-6-0					
1-23-0	0-0-0	0-2-0	NON-CONFERENCE	0-0-0	0-7-0	1-14-0					
0-2-0	0-0-0	0-0-0	HOME	0-0-0	0-1-0	0-1-0					
0-17-0	0-0-0	0-0-	AWAY	0-0-0	0-5-0	0-10-0					
1-4-0	0-0-0	0-0-0	NEUTRAL	0-0-0	0-1-0	1-3-0					
2-29-0	0-0-0	0-0-0	CONFERENCE	0-0-0	0-0-0	2-29-0					
2-14-0	0-0-0	0-0-0	HOME	0-0-0	0-0-0	2-14-0					
0-12-0	0-0-0	0-0-0	AWAY	0-0-0	0-0-0	0-12-0					
0-3-0	0-0-0	0-0-0	NEUTRAL	0-0-0	0-0-0	0-3-0					
RPI S	Opponent	Score	RPI S	Opponent	Score	RPI S	Opponent	Score	RPI S	Opponent	Score
			39 A	Kansas St.	2 20		124 A	Indiana St.	4 10		
			39 A	Kansas St.	4 12		124 H	Indiana St.	1 10		
							131 A	Mercer	4 23		
							131 A	Mercer	4 17		
							131 A	Mercer	1 21		
							131 N	Mercer	5 13		
							149 A	Illinois	2 18		
							154 A	Purdue	1 19		
							154 A	Purdue	0 10		
							154 A	Purdue	1 6		
							154 H	Purdue	3 11		
							161 H	Utah Valley	6 14		
							161 H	Utah Valley	6 7		
							161 H	Utah Valley	1 8		
							161 H	Utah Valley	15 21		
							161 N	Utah Valley	8 9		
							191 A	Notre Dame	4 6		
							202 A	Northern Colo.	11 30		
							202 A	Northern Colo.	8 11		
							202 A	Northern Colo.	2 21		
							202 A	Northern Colo.	1 10		
							229 A	Eastern Ill.	1 4		
							243 A	Houston Baptist	4 15		
							243 A	Houston Baptist	9 14		
							243 A	Houston Baptist	10 11		
							243 A	Houston Baptist	9 16		
							243 N	Houston Baptist	6 11		
LAST 15 GAMES											
			269 N	North Dakota	2 8		268 H	Tex.-Pan American	1 8		
			243 N	Houston Baptist	6 11		268 H	Tex.-Pan American	9 15		
			161 N	Utah Valley	8 9		268 H	Tex.-Pan American	6 9		
			202 A	Northern Colo.	11 30						
			202 A	Northern Colo.	8 11						

Non-Div. I Games: North Park 13 10

Chicago St.

Chicago St.

202 A Northern Colo.	2	21
202 A Northern Colo.	1	10

Through Games Of Sunday, May 30, 2010

RPI	S	Opponent	Score	
257	A	NYIT	3	20
257	A	NYIT	8	14
257	A	NYIT	2	6
257	A	NYIT	2	4
259	N	Southern Utah	5	12
259	N	Southern Utah	2	9
259	N	Southern Utah	12	11
259	N	Southern Utah	5	9
264	A	Valparaiso	5	26
264	A	Valparaiso	4	16
264	A	Valparaiso	3	13
268	H	Tex.-Pan American	4	3
268	H	Tex.-Pan American	6	9
268	H	Tex.-Pan American	9	15
268	H	Tex.-Pan American	1	8
269	H	North Dakota	3	10
269	H	North Dakota	6	17
269	H	North Dakota	2	1
269	H	North Dakota	6	9
269	N	North Dakota	2	8
274	A	IPFW	6	14
274	A	IPFW	6	21
289	H	NJIT	0	14
289	H	NJIT	6	9
289	H	NJIT	5	8
289	H	NJIT	7	9

Chicago St.

C  
h  
i  
c  
a  
g  
o  
s  
t  
.

C  
h  
i  
c  
a  
g  
o  
s  
t  
.

Average RPI Win: 158		WON-LOST	WINNING	LAST 15	STRENGTH OF		OPP. STRENGTH	TEAM	ADJ	CONF.	ADJ CONF.
Average RPI Loss: 121		RECORD	PCT. RANK	GAMES	SCHEDULE		OF SCHEDULE	RPI	RPI	RPI	RPI
DIV. I ONLY		29-29-0	.5	148	6-9-0		124	147	133	.50768	136
DIV. I NON-CONF.		16-13-0	.55172	115	1-3-0		190	225	151	.49918	152
TOTALS		RPI 1-25	RPI 26-50		W-L RECORDS		RPI 51-100		RPI 101-150		RPI 150+
29-29-0		1-3-0	1-3-0		OVERALL		3-7-0		7-4-0		17-12-0
18-12-0		0-0-0	0-1-0		HOME		3-6-0		5-2-0		10-3-0
8-13-0		1-2-0	1-2-0		AWAY		0-0-0		1-2-0		5-7-0
3-4-0		0-1-0	0-0-0		NEUTRAL		0-1-0		1-0-0		2-2-0
16-13-0		0-0-0	1-3-0		NON-CONFERENCE		0-0-0		3-2-0		12-8-0
9-6-0		0-0-0	0-1-0		HOME		0-0-0		2-2-0		7-3-0
4-5-0		0-0-0	1-0-		AWAY		0-0-0		0-0-0		3-3-0
3-2-0		0-0-0	0-0-0		NEUTRAL		0-0-0		1-0-0		2-2-0
13-16-0		1-3-0	0-0-0		CONFERENCE		3-7-0		4-2-0		5-4-0
9-6-0		0-0-0	0-0-0		HOME		3-6-0		3-0-0		3-0-0
4-8-0		1-2-0	0-0-0		AWAY		0-0-0		1-2-0		2-4-0
0-2-0		0-1-0	0-0-0		NEUTRAL		0-1-0		0-0-0		0-0-0
RPI S	Opponent	Score	RPI S	Opponent	Score	RPI S	Opponent	Score	RPI S	Opponent	Score
23 A	Connecticut	0 14	33 H	Kentucky	2 11	57 H	Pittsburgh	5 8	101 N	Ohio St.	12 4
23 A	Connecticut	2 14	38 A	Fla. Atlantic	0 9	57 H	Pittsburgh	2 12	105 H	West Virginia	5 2
23 A	Connecticut	3 2	38 A	Fla. Atlantic	5 3	57 H	Pittsburgh	3 1	105 H	West Virginia	5 4
23 N	Connecticut	6 9	38 A	Fla. Atlantic	0 3	57 N	Pittsburgh	4 13	105 H	West Virginia	9 3
						58 H	St. John's (NY)	1 7	111 H	Le Moyne	13 6
						58 H	St. John's (NY)	4 2	135 H	Toledo	1 2
						58 H	St. John's (NY)	4 6	135 H	Toledo	2 15
						93 H	South Fla.	0 5	135 H	Toledo	5 4
						93 H	South Fla.	4 3	143 A	Villanova	0 3
						93 H	South Fla.	3 6	143 A	Villanova	2 5
									143 A	Villanova	4 3
									153 A	Miami (OH)	1 8
									153 A	Miami (OH)	3 2
									153 H	Miami (OH)	4 7
									154 N	Purdue	7 6
									164 N	Penn St.	4 5
									167 A	Seton Hall	10 9
									167 A	Seton Hall	3 4
									167 A	Seton Hall	1 4
									176 A	Wright St.	17 10
									176 H	Wright St.	3 9
									176 N	Wright St.	6 5
									177 A	Xavier	4 10
									177 H	Xavier	8 5
									181 H	Georgetown	7 4
									181 H	Georgetown	10 0
									181 H	Georgetown	8 7
LAST 15 GAMES											
						57 N	Pittsburgh	4 13	57 H	Pittsburgh	2 12
						23 N	Connecticut	6 9	153 A	Miami (OH)	1 8
						181 H	Georgetown	10 0	153 H	Miami (OH)	4 7
						181 H	Georgetown	7 4			
						181 H	Georgetown	8 7			

Non-Div. I Games:

Cincinnati

57	H	Pittsburgh	3	1
57	H	Pittsburgh	5	8

RPI	S	Opponent	Score	
191	A	Notre Dame	5	4
191	A	Notre Dame	4	5
191	A	Notre Dame	2	5
200	H	Morehead St.	9	7
242	A	Dayton	3	4
247	N	Ohio	1	2
248	H	Niagara	9	2
248	H	Niagara	12	1
248	H	Niagara	7	5
273	H	Youngstown St.	15	5
273	H	Youngstown St.	7	6
273	H	Youngstown St.	3	5
279	A	Butler	8	3

Average RPI Win: 126		WON-LOST	WINNING	LAST 15	STRENGTH OF		OPP. STRENGTH	TEAM	ADJ		CONF.	ADJ CONF.			
Average RPI Loss: 76		RECORD	PCT. RANK	GAMES	SCHEDULE		OF SCHEDULE	RPI	RPI		RPI	RPI			
DIV. I ONLY		42-20-0	.67742	26	13-2-0		45	95	30	.57617	32	9	9		
DIV. I NON-CONF.		14-13-0	.51852	136	3-2-0		34	86	81	.53755	81	10	10		
TOTALS		RPI 1-25	RPI 26-50		W-L RECORDS		RPI 51-100		RPI 101-150		RPI 150+				
42-20-0		0-5-0	7-5-0		OVERALL		17-6-0		3-3-0		16-3-0				
27-10-0		0-2-0	2-2-0		HOME		9-2-0		3-3-0		13-1-0				
15-10-0		0-3-0	4-2-0		AWAY		8-4-0		0-0-0		3-2-0				
1-1-0		0-0-0	1-1-0		NEUTRAL		0-0-0		0-0-0		0-0-0				
14-13-0		0-5-0	1-2-0		NON-CONFERENCE		6-4-0		3-3-0		5-1-0				
9-8-0		0-2-0	0-1-0		HOME		2-2-0		3-3-0		4-0-0				
5-6-0		0-3-0	0-0-		AWAY		4-2-0		0-0-0		1-1-0				
1-1-0		0-0-0	1-1-0		NEUTRAL		0-0-0		0-0-0		0-0-0				
28-7-0		0-0-0	6-3-0		CONFERENCE		11-2-0		0-0-0		11-2-0				
18-2-0		0-0-0	2-1-0		HOME		7-0-0		0-0-0		9-1-0				
10-5-0		0-0-0	4-2-0		AWAY		4-2-0		0-0-0		2-1-0				
0-0-0		0-0-0	0-0-0		NEUTRAL		0-0-0		0-0-0		0-0-0				
RPI	S	Opponent	Score	RPI	S	Opponent	Score	RPI	S	Opponent	Score	RPI	S	Opponent	Score
2	A	Coastal Caro.	3 7	26	A	Col. of Charleston	9 13	54	H	Appalachian St.	6 3	112	H	Marshall	4 1
2	H	Coastal Caro.	1 7	26	A	Col. of Charleston	6 3	54	H	Appalachian St.	2 1	124	H	Indiana St.	2 4
17	A	South Carolina	1 10	26	A	Col. of Charleston	3 7	54	H	Appalachian St.	13 2	124	H	Indiana St.	7 11
17	A	South Carolina	4 9	26	H	Col. of Charleston	7 16	55	H	Western Caro.	10 3	124	H	Indiana St.	4 3
17	H	South Carolina	4 10	34	N	Virginia Tech	7 2	55	H	Western Caro.	11 6	131	H	Mercer	0 5
				34	N	Virginia Tech	3 4	55	H	Western Caro.	4 0	137	H	East Tenn. St.	4 1
				39	H	Kansas St.	1 2	55	H	Western Caro.	7 5	192	A	Charleston So.	7 8
				41	A	Elon	20 15	66	A	Ga. Southern	5 2	192	H	Charleston So.	5 0
				41	A	Elon	9 4	66	A	Ga. Southern	7 2	193	H	Delaware	8 7
				41	A	Elon	11 8	66	A	Ga. Southern	9 4	213	H	Davidson	2 5
				41	H	Elon	6 5	69	A	Samford	14 6	213	H	Davidson	7 0
				41	H	Elon	6 3	69	A	Samford	11 12	213	H	Davidson	5 3
								69	A	Samford	5 7	217	A	Wofford	8 7
								76	A	Hawaii	0 9	217	A	Wofford	11 12
								76	A	Hawaii	12 8	217	A	Wofford	3 2
								76	A	Hawaii	1 13	224	H	UNC Greensboro	5 0
								76	A	Hawaii	9 5	224	H	UNC Greensboro	8 2
								84	H	Radford	15 4	224	H	UNC Greensboro	3 1
								90	H	VMI	1 12	230	A	S.C. Upstate	10 3
								90	H	VMI	3 4	230	H	S.C. Upstate	10 3
												239	H	Furman	10 5
												239	H	Furman	4 2
												239	H	Furman	6 5
												239	H	Furman	9 5
												251	H	St. Joseph's	10 5
				LAST 15 GAMES											
				34	N	Virginia Tech	3 4								
				17	A	South Carolina	4 9								
				34	N	Virginia Tech	7 2								
				55	H	Western Caro.	10 3								
				41	H	Elon	6 5								

Non-Div. I Games:

Citadel

	RPI	S	Opponent	Score
41 H Elon	6	3	98 A Winthrop	10 8
239 H Furman	9	5	98 A Winthrop	10 4
			98 H Winthrop	7 3

66 A Ga. Southern	5	2
66 A Ga. Southern	7	2
66 A Ga. Southern	9	4





12	H	Alabama	19	5
12	H	Alabama	4	5

C  
l  
e  
m  
s  
o  
n

C  
l  
e  
m  
s  
o  
n

Average RPI Win: 196		WON-LOST	WINNING	LAST 15	STRENGTH OF		OPP. STRENGTH	TEAM	ADJ	CONF.	ADJ CONF.
Average RPI Loss: 212		RECORD	PCT. RANK	GAMES	SCHEDULE		OF SCHEDULE	RPI	RPI	RPI	RPI
DIV. I ONLY		10-42-0	.19231	294	3-12-0		253	267	290	.37547	288
DIV. I NON-CONF.		5-22-0	.18519	280	0-3-0		223	262	283	.3911	282
TOTALS		RPI 1-25	RPI 26-50		W-L RECORDS		RPI 51-100		RPI 101-150		RPI 150+
10-42-0	0-0-0	0-0-0		OVERALL		0-0-0		2-7-0		8-35-0	
5-14-0	0-0-0	0-0-0		HOME		0-0-0		0-3-0		5-11-0	
5-28-0	0-0-0	0-0-0		AWAY		0-0-0		2-4-0		3-24-0	
0-0-0	0-0-0	0-0-0		NEUTRAL		0-0-0		0-0-0		0-0-0	
5-22-0	0-0-0	0-0-0		NON-CONFERENCE		0-0-0		2-7-0		3-15-0	
0-7-0	0-0-0	0-0-0		HOME		0-0-0		0-3-0		0-4-0	
5-15-0	0-0-0	0-0-0		AWAY		0-0-0		2-4-0		3-11-0	
0-0-0	0-0-0	0-0-0		NEUTRAL		0-0-0		0-0-0		0-0-0	
5-20-0	0-0-0	0-0-0		CONFERENCE		0-0-0		0-0-0		5-20-0	
5-7-0	0-0-0	0-0-0		HOME		0-0-0		0-0-0		5-7-0	
0-13-0	0-0-0	0-0-0		AWAY		0-0-0		0-0-0		0-13-0	
0-0-0	0-0-0	0-0-0		NEUTRAL		0-0-0		0-0-0		0-0-0	
RPI S	Opponent	Score	RPI S	Opponent	Score	RPI S	Opponent	Score	RPI S	Opponent	Score
									116 A	Kent St.	7 5
									116 H	Kent St.	3 6
									122 A	Bowling Green	5 6
									122 H	Bowling Green	2 8
									135 A	Toledo	9 7
									135 H	Toledo	4 11
									147 A	VCU	5 6
									147 A	VCU	7 10
									147 A	VCU	1 13
									171 A	Belmont	8 7
									171 A	Belmont	11 18
									174 A	Tennessee Tech	7 2
									174 A	Tennessee Tech	8 10
									174 A	Tennessee Tech	3 21
									176 A	Wright St.	9 10
									176 A	Wright St.	2 6
									176 H	Wright St.	11 21
									176 H	Wright St.	8 7
									176 H	Wright St.	3 1
									187 A	Eastern Mich.	2 6
									187 H	Eastern Mich.	0 8
									211 A	Milwaukee	3 5
									211 A	Milwaukee	1 4
									211 A	Milwaukee	5 7
									211 H	Milwaukee	5 6
									219 A	Ill.-Chicago	7 20
									219 A	Ill.-Chicago	1 9
Non-Div. I Games:			Case	12 1	Baldwin-Wallace	7 6	Lake Erie	4 19	Cleveland St.		

Cleveland St.

219 A Ill.-Chicago	1	9
176 A Wright St.	9	10

Through Games Of Sunday, May 30, 2010

RPI	S	Opponent	Score
219	H	Ill.-Chicago	3 14
219	H	Ill.-Chicago	6 3
219	H	Ill.-Chicago	6 17
224	A	UNC Greensboro	9 10
224	A	UNC Greensboro	4 8
224	A	UNC Greensboro	6 7
235	A	UT Martin	9 16
235	A	UT Martin	11 20
235	A	UT Martin	6 17
245	A	Akron	2 8
245	H	Akron	4 5
247	A	Ohio	12 10
247	H	Ohio	1 2
263	H	St. Bonaventure	9 14
264	A	Valparaiso	2 9
264	A	Valparaiso	2 10
264	A	Valparaiso	8 14
273	H	Youngstown St.	12 6
273	H	Youngstown St.	8 10
273	H	Youngstown St.	16 11
279	A	Butler	5 9
279	A	Butler	8 22
279	A	Butler	0 1
279	H	Butler	6 7
279	H	Butler	3 10

Cleveland St.

C  
l  
e  
v  
e  
l  
a  
n  
d  
S  
t  
.

C  
l  
e  
v  
e  
l  
a  
n  
d  
S  
t  
.

Average RPI Win: 109		WON-LOST RECORD		WINNING PCT. RANK		LAST 15 GAMES		STRENGTH OF SCHEDULE		OPP. STRENGTH OF SCHEDULE		TEAM RPI		ADJ RPI		CONF. RPI		ADJ CONF. RPI					
Average RPI Loss: 36																							
DIV. I ONLY		51-7-0		.87931 1		11-4-0		43		54		3		.63807 2		11		11					
DIV. I NON-CONF.		22-7-0		.75862 32		4-4-0		2		10		3		.63337 3		11		11					
TOTALS		RPI 1-25		RPI 26-50		W-L RECORDS		RPI 51-100		RPI 101-150		RPI 150+											
51-7-0		2-3-0		13-6-0		OVERALL		16-0-0		11-1-0		13-0-0											
29-5-0		0-2-0		8-5-0		HOME		8-0-0		9-1-0		8-0-0											
18-2-0		2-1-0		4-1-0		AWAY		6-0-0		1-0-0		5-0-0											
4-0-0		0-0-0		1-0-0		NEUTRAL		2-0-0		1-0-0		0-0-0											
22-7-0		2-3-0		9-6-0		NON-CONFERENCE		6-0-0		7-1-0		2-0-0											
21-8-0		0-2-0		8-5-0		HOME		5-0-0		6-1-0		2-0-0											
5-2-0		2-1-0		1-0-		AWAY		1-0-0		1-0-0		0-0-0											
0-0-0		0-0-0		0-0-0		NEUTRAL		0-0-0		0-0-0		0-0-0											
29-0-0		0-0-0		4-0-0		CONFERENCE		10-0-0		4-0-0		11-0-0											
12-0-0		0-0-0		0-0-0		HOME		3-0-0		3-0-0		6-0-0											
13-0-0		0-0-0		3-0-0		AWAY		5-0-0		0-0-0		5-0-0											
4-0-0		0-0-0		1-0-0		NEUTRAL		2-0-0		1-0-0		0-0-0											
RPI	S	Opponent		Score		RPI	S	Opponent		Score		RPI	S	Opponent		Score		RPI	S	Opponent		Score	
3	A	Virginia		3	6	26	A	Col. of Charleston		4	5	57	H	Pittsburgh		9	6	102	H	High Point		7	2
17	H	South Carolina		9	10	26	H	Col. of Charleston		8	7	70	H	Michigan		13	4	102	H	High Point		14	4
17	H	South Carolina		3	4	26	H	Col. of Charleston		6	16	70	H	Michigan		3	0	102	H	High Point		10	9
19	A	Clemson		4	3	26	H	Col. of Charleston		4	10	75	H	James Madison		11	7	102	N	High Point		15	9
21	A	North Carolina		12	4	26	H	Col. of Charleston		11	10	84	A	Radford		8	6	105	H	West Virginia		4	2
						29	H	San Diego		1	2	84	A	Radford		7	2	117	H	Ball St.		3	2
						29	H	San Diego		3	5	84	N	Radford		11	9	117	H	Ball St.		3	2
						29	H	San Diego		10	2	90	A	VMI		6	2	130	A	Wake Forest		2	0
						32	A	Citadel		7	1	90	A	VMI		7	0	130	H	Wake Forest		9	4
						32	H	Citadel		7	3	90	A	VMI		3	2	135	H	Toledo		14	4
						33	H	Kentucky		2	3	90	N	VMI		11	2	149	H	Illinois		9	4
						34	H	Virginia Tech		13	5	96	A	UNC Wilmington		8	4	149	H	Illinois		10	11
						45	H	UC Irvine		13	6	96	H	UNC Wilmington		20	1	180	A	Gardner-Webb		13	0
						45	H	UC Irvine		7	3	98	H	Winthrop		11	7	180	A	Gardner-Webb		24	10
						47	H	North Carolina St.		6	3	98	H	Winthrop		10	4	180	A	Gardner-Webb		8	2
						49	A	Liberty		7	1	98	H	Winthrop		20	3	192	A	Charleston So.		7	5
						49	A	Liberty		5	2							192	A	Charleston So.		29	13
						49	A	Liberty		5	0							216	H	Stony Brook		6	0
						49	N	Liberty		8	2							216	H	Stony Brook		25	7
																		222	H	UNC Asheville		18	2
																		222	H	UNC Asheville		6	4
																		222	H	UNC Asheville		7	1
						17	H	South Carolina		9	10	49	N	Liberty		8	2	256	H	Presbyterian		14	1
						17	H	South Carolina		3	4	102	N	High Point		15	9	256	H	Presbyterian		25	2
						26	H	Col. of Charleston		11	10	84	N	Radford		11	9	256	H	Presbyterian		5	2
						26	H	Col. of Charleston		8	7												
						216	H	Stony Brook		25	7												

Non-Div. I Games:

Coastal Caro.

26	H	Col. of Charleston	6	16
216	H	Stony Brook	6	0

C  
o  
a  
s  
t  
a  
l  
C  
a  
r  
o  
.

C  
o  
a  
s  
t  
a  
l  
C  
a  
r  
o  
.

Average RPI Win:		120	WON-LOST RECORD		WINNING PCT. RANK		LAST 15 GAMES		STRENGTH OF SCHEDULE		OPP. STRENGTH OF SCHEDULE		TEAM RPI		ADJ RPI		CONF. RPI		ADJ CONF. RPI				
DIV. I ONLY			42-17-0		.71186		14		63		56		27		.58146		26		9				
DIV. I NON-CONF.			18-7-0		.72		42		94		17		29		.57827		29		10				
TOTALS		RPI 1-25		RPI 26-50		W-L RECORDS		RPI 51-100		RPI 101-150		RPI 150+											
42-17-0		4-6-0		6-2-0		OVERALL		13-7-0		4-0-0		17-4-0											
26-7-0		2-2-0		4-2-0		HOME		8-2-0		3-0-0		9-1-0											
15-8-0		2-4-0		1-0-0		AWAY		4-3-0		1-0-0		8-3-0											
2-2-0		0-0-0		1-0-0		NEUTRAL		1-2-0		0-0-0		0-0-0											
18-7-0		4-6-0		1-0-0		NON-CONFERENCE		4-1-0		4-0-0		7-2-0											
15-3-0		2-2-0		0-0-0		HOME		4-0-0		3-0-0		6-1-0											
4-6-0		2-4-0		0-0-		AWAY		0-1-0		1-0-0		1-1-0											
1-0-0		0-0-0		1-0-0		NEUTRAL		0-0-0		0-0-0		0-0-0											
24-10-0		0-0-0		5-2-0		CONFERENCE		9-6-0		0-0-0		10-2-0											
11-4-0		0-0-0		4-2-0		HOME		4-2-0		0-0-0		3-0-0											
12-4-0		0-0-0		1-0-0		AWAY		4-2-0		0-0-0		7-2-0											
1-2-0		0-0-0		0-0-0		NEUTRAL		1-2-0		0-0-0		0-0-0											
RPI	S	Opponent		Score		RPI	S	Opponent		Score		RPI	S	Opponent		Score							
2	A	Coastal Caro.		10	11	32	A	Citadel		16	7	54	A	Appalachian St.		15	5	106	A	Jacksonville		15	7
2	A	Coastal Caro.		7	8	32	H	Citadel		7	3	54	A	Appalachian St.		13	1	106	H	Jacksonville		3	2
2	A	Coastal Caro.		10	4	32	H	Citadel		13	9	54	A	Appalachian St.		9	1	117	H	Ball St.		7	4
2	A	Coastal Caro.		16	6	32	H	Citadel		3	6	54	N	Appalachian St.		6	10	135	H	Toledo		14	5
2	H	Coastal Caro.		5	4	41	H	Elon		16	6	54	N	Appalachian St.		12	11	192	A	Charleston So.		28	9
12	H	Alabama		2	6	41	H	Elon		3	14	55	A	Western Caro.		3	4	192	H	Charleston So.		9	4
12	H	Alabama		0	4	41	H	Elon		6	4	55	A	Western Caro.		9	10	192	H	Charleston So.		12	7
12	H	Alabama		7	6	47	N	North Carolina St.		9	6	55	A	Western Caro.		11	8	213	A	Davidson		8	4
17	A	South Carolina		3	6							55	N	Western Caro.		6	7	213	A	Davidson		11	3
21	A	North Carolina		0	10							66	H	Ga. Southern		5	4	213	A	Davidson		10	8
												66	H	Ga. Southern		11	8	217	H	Wofford		8	2
												66	H	Ga. Southern		8	7	217	H	Wofford		3	0
												69	H	Samford		14	4	217	H	Wofford		17	6
												69	H	Samford		13	20	218	H	Holy Cross		10	7
												69	H	Samford		4	18	222	H	UNC Asheville		12	11
												84	H	Radford		11	3	222	H	UNC Asheville		8	18
												84	H	Radford		8	4	222	H	UNC Asheville		3	1
												84	H	Radford		9	1	224	A	UNC Greensboro		9	2
												96	A	UNC Wilmington		2	3	224	A	UNC Greensboro		6	5
												96	H	UNC Wilmington		10	8	224	A	UNC Greensboro		14	10
																		230	A	S.C. Upstate		10	11
																		230	H	S.C. Upstate		20	3
																		239	A	Furman		5	8
																		239	A	Furman		3	11
																		239	A	Furman		19	5
		LAST 15 GAMES																					

Non-Div. I Games:

Col. of Charleston

55 N Western Caro.	6	7
54 N Appalachian St.	12	11

C  
o  
l  
.  
o  
f  
C  
h  
a  
r  
l  
e  
s  
t  
o  
n

C  
o  
l  
.  
o  
f  
C  
h  
a  
r  
l  
e  
s  
t  
o  
n

[illegible]

**Non-Div. I Games:**

Columbia



227	A	Penn	10	9
227	A	Penn	5	2

RPI	S	Opponent	Score	
234	H	Fordham	5	4
234	H	Fordham	6	3
240	H	Brown	5	6
240	H	Brown	7	0
244	H	Yale	5	3
244	H	Yale	5	4
258	H	Princeton	3	9
258	H	Princeton	6	3
258	H	Princeton	7	2
258	H	Princeton	9	4
270	H	St. Peter's	9	0

Columbia

C  
o  
l  
u  
m  
b  
i  
a

C  
o  
l  
u  
m  
b  
i  
a

Average RPI Win:		138	WON-LOST	WINNING	LAST 15	STRENGTH OF		OPP. STRENGTH	TEAM	ADJ	CONF.	ADJ CONF.
Average RPI Loss:		93	RECORD	PCT. RANK	GAMES	SCHEDULE		OF SCHEDULE	RPI	RPI	RPI	RPI
DIV. I ONLY			47-14-0	.77049	8	106		85	24	.58607	23	7
DIV. I NON-CONF.			23-6-0	.7931	19	181		179	37	.56671	36	8
TOTALS		RPI 1-25	RPI 26-50		W-L RECORDS		RPI 51-100		RPI 101-150		RPI 150+	
47-14-0		1-2-0	2-3-0		OVERALL		11-4-0		15-3-0		19-4-0	
19-4-0		0-0-0	1-2-0		HOME		4-0-0		5-1-0		10-3-0	
21-6-0		1-2-0	1-1-0		AWAY		4-2-0		6-1-0		9-0-0	
7-4-0		0-0-0	0-0-0		NEUTRAL		3-2-0		4-1-0		0-1-0	
23-6-0		0-0-0	2-3-0		NON-CONFERENCE		2-0-0		6-2-0		14-3-0	
10-4-0		0-0-0	1-2-0		HOME		1-0-0		0-0-0		8-2-0	
11-2-0		0-0-0	1-0-		AWAY		1-0-0		3-1-0		6-0-0	
3-2-0		0-0-0	0-0-0		NEUTRAL		0-0-0		3-1-0		0-1-0	
24-8-0		1-2-0	0-0-0		CONFERENCE		9-4-0		9-1-0		5-1-0	
10-2-0		0-0-0	0-0-0		HOME		3-0-0		5-1-0		2-1-0	
10-4-0		1-2-0	0-0-0		AWAY		3-2-0		3-0-0		3-0-0	
4-2-0		0-0-0	0-0-0		NEUTRAL		3-2-0		1-0-0		0-0-0	
RPI S	Opponent	Score	RPI S	Opponent	Score	RPI S	Opponent	Score	RPI S	Opponent	Score	
7 A	Louisville	0 1	31 H	Oregon	3 5	52 H	Rutgers	8 7	101 N	Ohio St.	5 4	
7 A	Louisville	6 3	31 H	Oregon	3 4	52 H	Rutgers	7 2	103 N	Indiana	9 5	
7 A	Louisville	2 4	42 A	Boston College	11 7	52 H	Rutgers	6 3	105 A	West Virginia	14 3	
			42 H	Boston College	8 4	52 N	Rutgers	7 4	105 A	West Virginia	9 2	
			47 A	Tennessee	2 3	52 N	Rutgers	11 10	105 A	West Virginia	9 5	
						52 N	Rutgers	5 6	112 N	Marshall	8 11	
						57 A	Pittsburgh	11 7	114 N	Minnesota	8 2	
						57 A	Pittsburgh	4 13	121 A	Cal St. Northridge	9 7	
						57 N	Pittsburgh	7 2	121 A	Cal St. Northridge	11 2	
						58 N	St. John's (NY)	0 3	121 A	Cal St. Northridge	7 3	
						65 A	Southern California	5 4	121 A	Cal St. Northridge	3 5	
						88 H	Manhattan	5 4	136 H	Cincinnati	14 2	
						93 A	South Fla.	13 5	136 H	Cincinnati	2 3	
						93 A	South Fla.	1 12	136 H	Cincinnati	14 0	
						93 A	South Fla.	10 3	136 N	Cincinnati	9 6	
									143 H	Villanova	4 0	
									143 H	Villanova	8 2	
									143 H	Villanova	2 1	
									167 H	Seton Hall	2 3	
									167 H	Seton Hall	11 5	
									167 H	Seton Hall	7 2	
									173 H	Rhode Island	14 9	
						52 N	Rutgers	5 6	181 A	Georgetown	3 2	
						136 N	Cincinnati	9 6	181 A	Georgetown	9 8	
						167 H	Seton Hall	2 3	181 A	Georgetown	8 2	
									182 N	Northwestern	5 6	
									184 H	Bryant	14 6	
			LAST 15 GAMES									
			31 H	Oregon	3 4	52 N	Rutgers	5 6				
			195 H	Central Conn. St.	25 5	136 N	Cincinnati	9 6				
			31 H	Oregon	3 5	167 H	Seton Hall	2 3				
			58 N	St. John's (NY)	0 3							
			52 N	Rutgers	7 4							

Non-Div. I Games:

Connecticut

52	N	Rutgers	11	10
57	N	Pittsburgh	7	2

RPI	S	Opponent	Score	
188	A	Sacred Heart	15	3
188	H	Sacred Heart	9	2
188	H	Sacred Heart	8	11
195	H	Central Conn. St.	25	5
195	H	Central Conn. St.	3	7
208	A	Massachusetts	15	11
208	H	Massachusetts	10	2
218	A	Holy Cross	27	10
240	A	Brown	15	3
244	H	Yale	7	1
246	H	Northeastern	12	1
250	A	Fairfield	12	2
284	A	Hartford	12	2
284	H	Hartford	19	2

Connecticut

C  
o  
n  
n  
e  
c  
t  
i  
c  
u  
t

C  
o  
n  
n  
e  
c  
t  
i  
c  
u  
t

Average RPI Win: 289		WON-LOST RECORD		WINNING PCT. RANK		LAST 15 GAMES		STRENGTH OF SCHEDULE		OPP. STRENGTH OF SCHEDULE		TEAM RPI		ADJ RPI		CONF. RPI		ADJ CONF. RPI	
DIV. I ONLY		12-31-0		.27907 275		3-12-0		296		291		295		.35879 294		31		31	
DIV. I NON-CONF.		4-18-0		.18182 281		0-2-0		278		279		294		.35817 296		31		31	
TOTALS		RPI 1-25		RPI 26-50		W-L RECORDS		RPI 51-100		RPI 101-150		RPI 150+							
12-31-0		0-0-0		0-5-0		OVERALL		0-3-0		0-2-0		12-21-0							
7-11-0		0-0-0		0-0-0		HOME		0-3-0		0-0-0		7-8-0							
4-18-0		0-0-0		0-5-0		AWAY		0-0-0		0-2-0		4-11-0							
1-2-0		0-0-0		0-0-0		NEUTRAL		0-0-0		0-0-0		1-2-0							
4-18-0		0-0-0		0-5-0		NON-CONFERENCE		0-0-0		0-2-0		4-11-0							
4-5-0		0-0-0		0-0-0		HOME		0-0-0		0-0-0		4-5-0							
0-13-0		0-0-0		0-0-		AWAY		0-0-0		0-2-0		0-6-0							
0-0-0		0-0-0		0-0-0		NEUTRAL		0-0-0		0-0-0		0-0-0							
8-13-0		0-0-0		0-0-0		CONFERENCE		0-3-0		0-0-0		8-10-0							
3-6-0		0-0-0		0-0-0		HOME		0-3-0		0-0-0		3-3-0							
4-5-0		0-0-0		0-0-0		AWAY		0-0-0		0-0-0		4-5-0							
1-2-0		0-0-0		0-0-0		NEUTRAL		0-0-0		0-0-0		1-2-0							
RPI	S	Opponent	Score	RPI	S	Opponent	Score	RPI	S	Opponent	Score	RPI	S	Opponent	Score				
				46	A	New Mexico	3 13	99	H	Bethune-Cookman	3 8	112	A	Marshall	4 10				
				46	A	New Mexico	6 8	99	H	Bethune-Cookman	1 3	112	A	Marshall	3 7				
				46	A	New Mexico	3 29	99	H	Bethune-Cookman	0 5	155	H	George Mason	3 20				
				47	A	North Carolina St.	1 18					166	A	Longwood	10 11				
				47	A	North Carolina St.	2 11					166	A	Longwood	5 14				
												219	H	Lehigh	6 5				
												236	H	N.C. A&T	4 7				
												236	H	N.C. A&T	10 14				
												236	H	N.C. A&T	2 23				
												236	N	N.C. A&T	3 5				
												237	A	George Washington	4 11				
												237	A	George Washington	3 16				
												237	A	George Washington	1 11				
												261	A	Navy	5 13				
												261	H	Navy	7 12				
												285	A	Norfolk St.	2 7				
												285	A	Norfolk St.	7 4				
												285	A	Norfolk St.	16 13				
												286	H	Iona	6 9				
												286	H	Iona	2 13				
												286	H	Iona	5 10				
				LAST 15 GAMES								293	A	Delaware St.	7 17				
				293	N	Delaware St.	2 14	296	A	Florida A&M	18 7	293	A	Delaware St.	9 10				
				297	N	Md.-East. Shore	12 8	296	A	Florida A&M	4 6	293	A	Delaware St.	6 4				
				236	N	N.C. A&T	3 5	296	A	Florida A&M	13 14	293	N	Delaware St.	2 14				
				236	H	N.C. A&T	4 7					296	A	Florida A&M	13 14				
				236	H	N.C. A&T	2 23					296	A	Florida A&M	4 6				
Non-Div. I Games:		Washington (MD)		1	4	Virginia St.		11	10	Virginia St.		10	3	Washington (MD)		2	3	Coppin St.	

Coppin St.

236 H N.C. A&T	10	14
297 H Md.-East. Shore	4	3

Through Games Of Sunday, May 30, 2010

RPI	S	Opponent	Score	
296	A	Florida A&M	18	7
297	H	Md.-East. Shore	4	3
297	H	Md.-East. Shore	11	0
297	H	Md.-East. Shore	4	0
297	N	Md.-East. Shore	12	8
300	H	N.C. Central	11	5
300	H	N.C. Central	6	5
300	H	N.C. Central	1	0

Coppin St.

C  
o  
p  
p  
i  
n  
s  
t  
.

C  
o  
p  
p  
i  
n  
s  
t  
.

Average RPI Win: 187		WON-LOST RECORD		WINNING PCT. RANK		LAST 15 GAMES		STRENGTH OF SCHEDULE		OPP. STRENGTH OF SCHEDULE		TEAM RPI		ADJ RPI		CONF. RPI		ADJ CONF. RPI			
DIV. I ONLY		17-20-0		.45946 187		9-6-0		152		236		184		.48229 183		22		22			
DIV. I NON-CONF.		8-9-0		.47059 159		2-1-0		31		254		107		.51698 109		21		21			
TOTALS		RPI 1-25		RPI 26-50		W-L RECORDS		RPI 51-100		RPI 101-150		RPI 150+									
17-20-0		0-0-0		0-2-0		OVERALL		0-0-0		5-4-0		12-14-0									
10-7-0		0-0-0		0-0-0		HOME		0-0-0		5-3-0		5-4-0									
5-13-0		0-0-0		0-2-0		AWAY		0-0-0		0-1-0		5-10-0									
2-0-0		0-0-0		0-0-0		NEUTRAL		0-0-0		0-0-0		2-0-0									
8-9-0		0-0-0		0-2-0		NON-CONFERENCE		0-0-0		2-1-0		6-6-0									
4-3-0		0-0-0		0-0-0		HOME		0-0-0		2-0-0		2-3-0									
2-6-0		0-0-0		0-0-		AWAY		0-0-0		0-1-0		2-3-0									
2-0-0		0-0-0		0-0-0		NEUTRAL		0-0-0		0-0-0		2-0-0									
9-11-0		0-0-0		0-0-0		CONFERENCE		0-0-0		3-3-0		6-8-0									
6-4-0		0-0-0		0-0-0		HOME		0-0-0		3-3-0		3-1-0									
3-7-0		0-0-0		0-0-0		AWAY		0-0-0		0-0-0		3-7-0									
0-0-0		0-0-0		0-0-0		NEUTRAL		0-0-0		0-0-0		0-0-0									
RPI	S	Opponent		Score		RPI	S	Opponent		Score		RPI	S	Opponent		Score					
				38	A	Fla. Atlantic	2		3			111	A	Le Moyne	6		7				
				38	A	Fla. Atlantic	5		10			111	H	Le Moyne	6		5				
												111	H	Le Moyne	10		7				
												145	H	Dartmouth	1		16				
												145	H	Dartmouth	2		0				
												146	H	Columbia	1		0				
												146	H	Columbia	7		0				
												146	H	Columbia	2		3				
												146	H	Columbia	1		4				
												156	A	Army	3		5				
												156	A	Army	10		4				
												156	A	Army	2		4				
												156	A	Army	0		4				
												178	H	Siena	7		2				
												178	H	Siena	2		13				
												182	N	Northwestern	8		7				
												182	N	Northwestern	4		3				
												185	A	Binghamton	12		8				
												185	H	Binghamton	3		5				
												185	H	Binghamton	9		10				
												185	H	Binghamton	7		2				
						LAST 15 GAMES						227	A	Penn	2		12				
				258	A	Princeton	8		4	146	H	Columbia	2		3	227	A	Penn	10		9
				258	A	Princeton	7		8	146	H	Columbia	1		0	227	A	Penn	11		6
				258	H	Princeton	7		3	178	H	Siena	7		2	227	A	Penn	2		17
				258	H	Princeton	4		2							232	H	Harvard	11		2
				185	A	Binghamton	12		8							232	H	Harvard	6		12

Non-Div. I Games:

Cornell

146	H	Columbia	7	0
146	H	Columbia	1	4

RPI	S	Opponent	Score	
240	A	Brown	6	13
240	A	Brown	4	15
244	A	Yale	5	7
244	A	Yale	3	4
258	A	Princeton	7	8
258	A	Princeton	8	4
258	H	Princeton	4	2
258	H	Princeton	7	3

Average RPI Win: 165		WON-LOST	WINNING	LAST 15	STRENGTH OF		OPP. STRENGTH	TEAM	ADJ	CONF.	ADJ CONF.
Average RPI Loss: 142		RECORD	PCT. RANK	GAMES	SCHEDULE		OF SCHEDULE	RPI	RPI	RPI	RPI
DIV. I ONLY		27-25-0	.51923	136	7-8-0		230	116	175	.4843	179
DIV. I NON-CONF.		17-11-0	.60714	93	4-3-0		285	55	175	.48437	182
TOTALS		RPI 1-25	RPI 26-50		W-L RECORDS		RPI 51-100		RPI 101-150		RPI 150+
27-25-0	0-0-0	1-0-0		OVERALL		6-10-0		4-4-0		16-11-0	
11-15-0	0-0-0	0-0-0		HOME		4-9-0		2-2-0		5-4-0	
12-6-0	0-0-0	1-0-0		AWAY		2-1-0		2-0-0		7-5-0	
4-4-0	0-0-0	0-0-0		NEUTRAL		0-0-0		0-2-0		4-2-0	
17-11-0	0-0-0	1-0-0		NON-CONFERENCE		3-4-0		3-0-0		10-7-0	
7-7-0	0-0-0	0-0-0		HOME		1-3-0		1-0-0		5-4-0	
7-2-0	0-0-0	1-0-		AWAY		2-1-0		2-0-0		2-1-0	
3-2-0	0-0-0	0-0-0		NEUTRAL		0-0-0		0-0-0		3-2-0	
10-14-0	0-0-0	0-0-0		CONFERENCE		3-6-0		1-4-0		6-4-0	
4-8-0	0-0-0	0-0-0		HOME		3-6-0		1-2-0		0-0-0	
5-4-0	0-0-0	0-0-0		AWAY		0-0-0		0-0-0		5-4-0	
1-2-0	0-0-0	0-0-0		NEUTRAL		0-0-0		0-2-0		1-0-0	
RPI S	Opponent	Score	RPI S	Opponent	Score	RPI S	Opponent	Score	RPI S	Opponent	Score
			39 A	Kansas St.	7 4	56 H	Wichita St.	0 8	109 H	Iowa	15 10
						56 H	Wichita St.	3 8	114 A	Minnesota	6 4
						56 H	Wichita St.	7 8	124 H	Indiana St.	3 5
						59 A	Kansas	4 5	124 H	Indiana St.	5 8
						59 H	Kansas	4 5	124 H	Indiana St.	7 6
						63 H	Northwestern St.	7 8	124 N	Indiana St.	7 8
						64 A	Nebraska	13 5	124 N	Indiana St.	7 9
						64 H	Nebraska	5 21	126 A	Texas-Arlington	11 5
						64 H	Nebraska	8 5	160 N	South Dakota St.	4 2
						85 H	Illinois St.	2 5	169 A	Southern Ill.	2 1
						85 H	Illinois St.	6 7	169 A	Southern Ill.	4 5
						85 H	Illinois St.	2 6	169 A	Southern Ill.	4 2
						91 A	Stephen F. Austin	9 8	186 A	Missouri St.	5 6
						92 H	Evansville	7 3	186 A	Missouri St.	4 5
						92 H	Evansville	3 2	186 A	Missouri St.	8 2
						92 H	Evansville	15 5	199 A	Sam Houston St.	10 11
									199 H	Sam Houston St.	6 5
									202 N	Northern Colo.	15 8
									202 N	Northern Colo.	3 10
									214 A	Central Ark.	3 2
									219 A	Ill.-Chicago	13 10
									228 H	New Orleans	5 11
									228 H	New Orleans	14 8
									228 H	New Orleans	10 1
									232 N	Harvard	2 5
									233 A	Bradley	12 3
									233 A	Bradley	4 8
LAST 15 GAMES			124 N	Indiana St.	7 9	252 H	Seattle	3 2	228 H	New Orleans	14 8
			233 N	Bradley	6 5	252 H	Seattle	3 1	228 H	New Orleans	10 1
			124 N	Indiana St.	7 8	252 H	Seattle	4 6	232 N	Harvard	2 5
			228 H	New Orleans	5 11				233 A	Bradley	12 3
			228 H	New Orleans	14 8				233 A	Bradley	4 8

Non-Div. I Games:

Creighton



228	H	New Orleans	10	1
64	H	Nebraska	5	21

RPI	S	Opponent	Score	
233	A	Bradley	7	5
233	N	Bradley	6	5
249	H	Air Force	2	6
249	H	Air Force	3	4
252	H	Seattle	3	2
252	H	Seattle	4	6
252	H	Seattle	3	1
267	N	SIU Edwardsville	22	0

Creighton

C  
r  
e  
i  
g  
h  
t  
o  
n

C  
r  
e  
i  
g  
h  
t  
o  
n

[illegible]

**Non-Div. I Games:**

Dallas Baptist

290	H	Ark.-Pine Bluff	6	7
290	H	Ark.-Pine Bluff	8	5

RPI	S	Opponent	Score	
290	H	Ark.-Pine Bluff	6	7
290	H	Ark.-Pine Bluff	17	1

Dallas Baptist

D  
a  
l  
l  
a  
s  
B  
a  
p  
t  
i  
s  
t

D  
a  
l  
l  
a  
s  
B  
a  
p  
t  
i  
s  
t

Average RPI Win:		208	WON-LOST RECORD		WINNING PCT. RANK		LAST 15 GAMES		STRENGTH OF SCHEDULE		OPP. STRENGTH OF SCHEDULE		TEAM RPI		ADJ RPI		CONF. RPI		ADJ CONF. RPI	
DIV. I ONLY			23-17-0		.575 93		7-7-0		207		207		146		.50112 145		22		22	
DIV. I NON-CONF.			8-9-0		.47059 159		1-3-0		134		155		155		.49706 155		21		21	
TOTALS		RPI 1-25		RPI 26-50		W-L RECORDS		RPI 51-100		RPI 101-150		RPI 150+								
23-17-0		0-4-0		1-1-0		OVERALL		1-2-0		3-5-0		19-7-0								
10-2-0		0-0-0		0-0-0		HOME		0-0-0		1-1-0		9-1-0								
8-11-0		0-3-0		0-1-0		AWAY		1-2-0		2-1-0		5-5-0								
6-5-0		0-1-0		1-0-0		NEUTRAL		0-0-0		0-3-0		5-1-0								
8-9-0		0-4-0		1-1-0		NON-CONFERENCE		1-2-0		0-3-0		7-1-0								
2-0-0		0-0-0		0-0-0		HOME		0-0-0		0-0-0		2-0-0								
1-6-0		0-3-0		0-0-		AWAY		1-2-0		0-0-0		0-0-0								
6-5-0		0-1-0		1-0-0		NEUTRAL		0-0-0		0-3-0		5-1-0								
15-8-0		0-0-0		0-0-0		CONFERENCE		0-0-0		3-2-0		12-6-0								
8-2-0		0-0-0		0-0-0		HOME		0-0-0		1-1-0		7-1-0								
7-6-0		0-0-0		0-0-0		AWAY		0-0-0		2-1-0		5-5-0								
0-0-0		0-0-0		0-0-0		NEUTRAL		0-0-0		0-0-0		0-0-0								
RPI	S	Opponent		Score		RPI	S	Opponent		Score		RPI	S	Opponent		Score				
3	A	Virginia		3	14	42	A	Boston College		4	10	99	A	Bethune-Cookman		2	4			
3	A	Virginia		5	11	50	N	FIU		15	9	99	A	Bethune-Cookman		14	12			
8	A	Miami (FL)		8	12							99	A	Bethune-Cookman		3	4			
20	N	Texas A&M		3	4															

Non-Div. I Games:	St. Anselm	5	3	Williams	14	4	Castleton	14	4	Dartmouth		
-------------------	------------	---	---	----------	----	---	-----------	----	---	-----------	--	--

146	A	Columbia	15	10
146	A	Columbia	2	13

RPI	S	Opponent	Score	
244	H	Yale	3	2
244	H	Yale	8	2
245	N	Akron	10	25
258	A	Princeton	5	4
258	A	Princeton	0	2
277	N	Long Island	14	2
281	H	Quinnipiac	7	6

Dartmouth

D  
a  
r  
t  
m  
o  
u  
t  
h

D  
a  
r  
t  
m  
o  
u  
t  
h

Average RPI Win:		216	WON-LOST RECORD		WINNING PCT. RANK		LAST 15 GAMES		STRENGTH OF SCHEDULE		OPP. STRENGTH OF SCHEDULE		TEAM RPI		ADJ RPI		CONF. RPI		ADJ CONF. RPI	
DIV. I ONLY			19-32-0		.37255 240		2-13-0		171		133		216		.46585 213		9		9	
DIV. I NON-CONF.			14-7-0		.66667 61		1-1-0		277		237		150		.50096 147		10		10	
TOTALS		RPI 1-25		RPI 26-50		W-L RECORDS		RPI 51-100		RPI 101-150		RPI 150+								
19-32-0		0-4-0		2-8-0		OVERALL		1-13-0		0-0-0		16-7-0								
12-16-0		0-0-0		0-6-0		HOME		0-7-0		0-0-0		12-3-0								
7-16-0		0-4-0		2-2-0		AWAY		1-6-0		0-0-0		4-4-0								
0-0-0		0-0-0		0-0-0		NEUTRAL		0-0-0		0-0-0		0-0-0								
14-7-0		0-4-0		1-0-0		NON-CONFERENCE		1-1-0		0-0-0		12-2-0								
10-3-0		0-0-0		0-0-0		HOME		0-1-0		0-0-0		10-2-0								
4-4-0		0-4-0		1-0-		AWAY		1-0-0		0-0-0		2-0-0								
0-0-0		0-0-0		0-0-0		NEUTRAL		0-0-0		0-0-0		0-0-0								
5-25-0		0-0-0		1-8-0		CONFERENCE		0-12-0		0-0-0		4-5-0								
2-13-0		0-0-0		0-6-0		HOME		0-6-0		0-0-0		2-1-0								
3-12-0		0-0-0		1-2-0		AWAY		0-6-0		0-0-0		2-4-0								
0-0-0		0-0-0		0-0-0		NEUTRAL		0-0-0		0-0-0		0-0-0								
RPI	S	Opponent		Score		RPI	S	Opponent		Score		RPI	S	Opponent		Score				
16	A	Auburn		6	7	26	H	Col. of Charleston		4	8	54	A	Appalachian St.		5	7			
16	A	Auburn		6	7	26	H	Col. of Charleston		3	11	54	A	Appalachian St.		3	7			
17	A	South Carolina		3	8	26	H	Col. of Charleston		8	10	54	A	Appalachian St.		8	10			
21	A	North Carolina		0	13	32	A	Citadel		5	2	55	A	Western Caro.		2	11			
						32	A	Citadel		0	7	55	A	Western Caro.		6	7			
						32	A	Citadel		3	5	55	A	Western Caro.		5	7			
						34	A	Virginia Tech		14	10	66	H	Ga. Southern		13	15			
						41	H	Elon		2	4	66	H	Ga. Southern		7	9			
						41	H	Elon		4	12	66	H	Ga. Southern		1	14			
						41	H	Elon		3	8	69	H	Samford		7	11			
												69	H	Samford		6	16			
												69	H	Samford		5	6			
												81	A	Duke		4	2			
												81	H	Duke		2	6			

Non-Div. I Games:

Davidson

66	H	Ga. Southern	13	15
34	A	Virginia Tech	14	10

D  
a  
v  
i  
d  
s  
o  
n

D  
a  
v  
i  
d  
s  
o  
n

Average RPI Win: 213		WON-LOST	WINNING	LAST 15	STRENGTH OF	OPP. STRENGTH	TEAM	ADJ	CONF.	ADJ CONF.				
Average RPI Loss: 186		RECORD	PCT. RANK	GAMES	SCHEDULE	OF SCHEDULE	RPI	RPI	RPI	RPI				
DIV. I ONLY		22-32-0	.40741	223	6-9-0	239	235	243	.44357	242	24	24		
DIV. I NON-CONF.		10-17-0	.37037	222	0-2-0	224	244	236	.44267	240	23	23		
<hr/>														
TOTALS		RPI 1-25	RPI 26-50		W-L RECORDS		RPI 51-100		RPI 101-150		RPI 150+			
22-32-0		0-1-0	0-0-0		OVERALL		0-3-0		6-5-0		16-23-0			
15-11-0		0-0-0	0-0-0		HOME		0-0-0		5-2-0		10-9-0			
6-18-0		0-1-0	0-0-0		AWAY		0-3-0		1-3-0		5-11-0			
1-3-0		0-0-0	0-0-0		NEUTRAL		0-0-0		0-0-0		1-3-0			
10-17-0		0-1-0	0-0-0		NON-CONFERENCE		0-0-0		6-5-0		4-11-0			
6-5-0		0-0-0	0-0-0		HOME		0-0-0		5-2-0		1-3-0			
3-9-0		0-1-0	0-0-		AWAY		0-0-0		1-3-0		2-5-0			
1-3-0		0-0-0	0-0-0		NEUTRAL		0-0-0		0-0-0		1-3-0			
12-15-0		0-0-0	0-0-0		CONFERENCE		0-3-0		0-0-0		12-12-0			
9-6-0		0-0-0	0-0-0		HOME		0-0-0		0-0-0		9-6-0			
3-9-0		0-0-0	0-0-0		AWAY		0-3-0		0-0-0		3-6-0			
0-0-0		0-0-0	0-0-0		NEUTRAL		0-0-0		0-0-0		0-0-0			
RPI	S	Opponent	Score		RPI	S	Opponent	Score		RPI	S	Opponent	Score	
19	A	Clemson	5	6						82	A	Charlotte	1	5
										82	A	Charlotte	2	14
										82	A	Charlotte	3	17
										122	A	Bowling Green	3	6
										122	H	Bowling Green	4	2
										124	H	Indiana St.	8	4
										129	A	Austin Peay	2	8
										130	A	Wake Forest	19	10
										130	A	Wake Forest	5	7
										135	H	Toledo	3	15
										136	H	Cincinnati	4	3
										144	H	Canisius	8	9
										144	H	Canisius	12	9
										144	H	Canisius	17	3
										153	A	Miami (OH)	3	16
										156	N	Army	6	14
										172	H	Eastern Ky.	5	7
										176	A	Wright St.	0	11
										177	H	Xavier	11	4
										177	H	Xavier	11	12
										177	H	Xavier	5	21
										206	A	St. Louis	6	7
										206	A	St. Louis	1	3
										206	A	St. Louis	1	3
					LAST 15 GAMES					208	H	Massachusetts	2	10
					206	A	St. Louis	1	3	208	H	Massachusetts	12	18
					206	A	St. Louis	6	7	208	H	Massachusetts	17	16
					206	A	St. Louis	1	3	208	H	Massachusetts	12	18
					251	H	St. Joseph's	5	1					
					251	H	St. Joseph's	9	8					

Non-Div. I Games: Wittenberg 22 4

Dayton



251	H	St. Joseph's	6	1
172	H	Eastern Ky.	5	7

RPI	S	Opponent	Score	
230	A	S.C. Upstate	5	8
234	H	Fordham	3	5
234	H	Fordham	11	0
234	H	Fordham	8	7
237	H	George Washington	16	1
237	H	George Washington	11	4
237	H	George Washington	2	7
239	A	Furman	3	12
247	H	Ohio	3	6
251	H	St. Joseph's	6	1
251	H	St. Joseph's	9	8
251	H	St. Joseph's	5	1
255	H	Oakland	5	6
262	A	La Salle	2	3
262	A	La Salle	2	7
262	A	La Salle	1	3
265	A	Temple	5	2
265	A	Temple	13	3
265	A	Temple	25	11
267	N	SIU Edwardsville	12	13
279	A	Butler	7	9
279	H	Butler	3	1
289	N	NJIT	16	1

D  
e  
l  
a  
w  
a  
r  
e

Delaware

221	A	Old Dominion	4	14
215	H	Hofstra	11	1

RPI	S	Opponent	Score	
251	H	St. Joseph's	9	8
253	H	Lafayette	5	4
265	A	Temple	9	6
265	H	Temple	13	0
283	H	Fairleigh Dickinson	9	4
283	H	Fairleigh Dickinson	11	10
283	H	Fairleigh Dickinson	10	6
283	H	Fairleigh Dickinson	9	4
293	A	Delaware St.	13	8
293	H	Delaware St.	6	0
293	H	Delaware St.	10	4

Delaware

D  
e  
l  
a  
w  
a  
r  
e

D  
e  
l  
a  
w  
a  
r  
e

Average RPI Win: 294		WON-LOST	WINNING	LAST 15	STRENGTH OF		OPP. STRENGTH	TEAM	ADJ		CONF.	ADJ CONF.			
Average RPI Loss: 207		RECORD	PCT. RANK	GAMES	SCHEDULE		OF SCHEDULE	RPI	RPI		RPI	RPI			
DIV. I ONLY		13-36-0	.26531	280	1-14-0		291	295	294	.35974	293	31			
DIV. I NON-CONF.		4-22-0	.15385	283	0-6-0		251	291	293	.3592	295	31			
TOTALS		RPI 1-25	RPI 26-50		W-L RECORDS		RPI 51-100		RPI 101-150		RPI 150+				
13-36-0		0-0-0	0-6-0		OVERALL		0-3-0		0-0-0		13-27-0				
7-16-0		0-0-0	0-0-0		HOME		0-3-0		0-0-0		7-13-0				
5-15-0		0-0-0	0-6-0		AWAY		0-0-0		0-0-0		5-9-0				
1-5-0		0-0-0	0-0-0		NEUTRAL		0-0-0		0-0-0		1-5-0				
4-22-0		0-0-0	0-6-0		NON-CONFERENCE		0-0-0		0-0-0		4-16-0				
1-10-0		0-0-0	0-0-0		HOME		0-0-0		0-0-0		1-10-0				
3-11-0		0-0-0	0-0-		AWAY		0-0-0		0-0-0		3-5-0				
0-1-0		0-0-0	0-0-0		NEUTRAL		0-0-0		0-0-0		0-1-0				
9-14-0		0-0-0	0-0-0		CONFERENCE		0-3-0		0-0-0		9-11-0				
6-6-0		0-0-0	0-0-0		HOME		0-3-0		0-0-0		6-3-0				
2-4-0		0-0-0	0-0-0		AWAY		0-0-0		0-0-0		2-4-0				
1-4-0		0-0-0	0-0-0		NEUTRAL		0-0-0		0-0-0		1-4-0				
RPI	S	Opponent	Score	RPI	S	Opponent	Score	RPI	S	Opponent	Score	RPI	S	Opponent	Score
				46	A	New Mexico	2 19	99	H	Bethune-Cookman	13 19	181	A	Georgetown	1 12
				46	A	New Mexico	2 10	99	H	Bethune-Cookman	9 13	181	H	Georgetown	7 18
				46	A	New Mexico	5 16	99	H	Bethune-Cookman	9 25	193	A	Delaware	0 6
				49	A	Liberty	0 16					193	A	Delaware	4 10
				49	A	Liberty	1 8					193	H	Delaware	8 13
				49	A	Liberty	1 10					197	H	Towson	10 20
												236	A	N.C. A&T	5 11
												236	A	N.C. A&T	2 17
												236	A	N.C. A&T	2 8
												261	A	Navy	0 3
												261	H	Navy	3 4
												261	N	Navy	3 13
												265	A	Temple	6 14
												270	H	St. Peter's	6 14
												270	H	St. Peter's	3 5
												270	H	St. Peter's	3 8
												270	H	St. Peter's	2 3
												285	H	Norfolk St.	8 7
												285	H	Norfolk St.	6 9
												285	H	Norfolk St.	12 13
												285	N	Norfolk St.	1 5
												285	N	Norfolk St.	4 5
												285	N	Norfolk St.	2 5
												286	A	Iona	12 3
												291	A	Savannah St.	12 10
												291	H	Savannah St.	2 8
												291	H	Savannah St.	5 11
LAST 15 GAMES															
				285	N	Norfolk St.	1 5	99	H	Bethune-Cookman	9 13	285	N	Norfolk St.	2 5
				294	N	Coppin St.	14 2	99	H	Bethune-Cookman	9 25	286	A	Iona	12 3
				285	N	Norfolk St.	4 5	99	H	Bethune-Cookman	13 19	291	A	Savannah St.	12 10
				46	A	New Mexico	5 16					291	H	Savannah St.	2 8
				46	A	New Mexico	2 19					291	H	Savannah St.	5 11

Non-Div. I Games:

Delaware St.

Delaware St.

46	A	New Mexico	2	10
261	A	Navy	0	3

Through Games Of Sunday, May 30, 2010

RPI	S	Opponent	Score	
291	H	Savannah St.	8	4
294	H	Coppin St.	4	6
294	H	Coppin St.	17	7
294	H	Coppin St.	10	9
294	N	Coppin St.	14	2
296	H	Florida A&M	11	4
296	H	Florida A&M	5	4
296	H	Florida A&M	15	8
296	N	Florida A&M	6	8
297	A	Md.-East. Shore	18	8
297	A	Md.-East. Shore	9	8
297	A	Md.-East. Shore	3	5
300	A	N.C. Central	26	2

Delaware St.

D  
e  
l  
a  
w  
a  
r  
e  
S  
t  
.

D  
e  
l  
a  
w  
a  
r  
e  
S  
t  
.

Duke				Through Games Of Sunday, May 30, 2010											
Average RPI Win:	161	WON-LOST RECORD	WINNING PCT. RANK	LAST 15 GAMES	STRENGTH OF SCHEDULE	OPP. STRENGTH OF SCHEDULE	TEAM RPI	ADJ RPI	CONF. RPI	ADJ CONF. RPI					
Average RPI Loss:	48														
DIV. I ONLY		29-27-0	.51786	138	6-9-0	89	33	84	.53041	81	3	3			
DIV. I NON-CONF.		21-5-0	.80769	14	5-1-0	289	195	91	.53066	92	3	3			
TOTALS		RPI 1-25	RPI 26-50		W-L RECORDS		RPI 51-100		RPI 101-150		RPI 150+				
29-27-0		5-13-0	4-9-0		OVERALL		0-0-0		4-3-0		16-2-0				
20-11-0		5-10-0	1-0-0		HOME		0-0-0		1-0-0		13-1-0				
8-15-0		0-3-0	3-9-0		AWAY		0-0-0		2-2-0		3-1-0				
1-1-0		0-0-0	0-0-0		NEUTRAL		0-0-0		1-1-0		0-0-0				
21-5-0		0-0-0	2-2-0		NON-CONFERENCE		0-0-0		3-1-0		16-2-0				
15-1-0		0-0-0	1-0-0		HOME		0-0-0		1-0-0		13-1-0				
5-3-0		0-0-0	1-0-		AWAY		0-0-0		1-0-0		3-1-0				
1-1-0		0-0-0	0-0-0		NEUTRAL		0-0-0		1-1-0		0-0-0				
8-22-0		5-13-0	2-7-0		CONFERENCE		0-0-0		1-2-0		0-0-0				
5-10-0		5-10-0	0-0-0		HOME		0-0-0		0-0-0		0-0-0				
3-12-0		0-3-0	2-7-0		AWAY		0-0-0		1-2-0		0-0-0				
0-0-0		0-0-0	0-0-0		NEUTRAL		0-0-0		0-0-0		0-0-0				
RPI	S	Opponent	Score	RPI	S	Opponent	Score	RPI	S	Opponent	Score	RPI	S	Opponent	Score
3	H	Virginia	3 12	34	A	Virginia Tech	3 11	102	A	High Point	13 11				
3	H	Virginia	1 11	34	A	Virginia Tech	8 18	102	H	High Point	13 1				
3	H	Virginia	6 10	34	A	Virginia Tech	11 7	119	N	Georgia	9 5				
8	H	Miami (FL)	1 3	35	A	Baylor	3 9	119	N	Georgia	5 10				
8	H	Miami (FL)	3 11	35	A	Baylor	2 3	130	A	Wake Forest	10 3				
8	H	Miami (FL)	6 7	42	A	Boston College	5 4	130	A	Wake Forest	1 7				
10	A	Georgia Tech	5 21	42	A	Boston College	3 5	130	A	Wake Forest	3 18				
10	A	Georgia Tech	3 13	42	A	Boston College	1 2	170	H	William & Mary	9 5				
10	A	Georgia Tech	4 9	47	A	North Carolina St.	3 8	213	A	Davidson	6 2				
14	H	Florida St.	10 6	47	A	North Carolina St.	6 7	213	H	Davidson	2 4				
14	H	Florida St.	3 8	47	A	North Carolina St.	4 8	217	A	Wofford	4 6				
14	H	Florida St.	3 16	49	A	Liberty	4 1	224	H	UNC Greensboro	1 0				
19	H	Clemson	7 2	49	H	Liberty	3 2	234	H	Fordham	8 3				
19	H	Clemson	5 11					234	H	Fordham	11 4				
19	H	Clemson	10 9					234	H	Fordham	5 4				
21	H	North Carolina	15 11					236	A	N.C. A&T	14 7				
21	H	North Carolina	5 3					236	H	N.C. A&T	2 1				
21	H	North Carolina	9 21					256	H	Presbyterian	6 5				
								256	H	Presbyterian	7 5				
								265	H	Temple	8 2				
								265	H	Temple	7 0				
								265	H	Temple	3 0				
								281	H	Quinnipiac	10 3				
								281	H	Quinnipiac	5 0				
								300	A	N.C. Central	11 2				
				LAST 15 GAMES											
				47	A	North Carolina St.	4 8	256	H	Presbyterian	6 5				
				47	A	North Carolina St.	6 7	256	H	Presbyterian	7 5				
				47	A	North Carolina St.	3 8	236	A	N.C. A&T	14 7				
				34	A	Virginia Tech	11 7								
				34	A	Virginia Tech	8 18								

Non-Div. I Games:

Duke

34	A	Virginia Tech	3	11
217	A	Wofford	4	6

[illegible]

**Non-Div. I Games:**

Duquesne



265	H	Temple	8	6
57	N	Pittsburgh	10	9

RPI	S	Opponent	Score	
247	A	Ohio	2	4
247	H	Ohio	12	7
251	H	St. Joseph's	2	9
251	H	St. Joseph's	3	9
251	H	St. Joseph's	10	5
262	A	La Salle	8	6
262	A	La Salle	12	3
262	A	La Salle	6	11
263	H	St. Bonaventure	10	9
263	H	St. Bonaventure	8	16
263	H	St. Bonaventure	1	4
264	N	Valparaiso	3	2
265	H	Temple	8	6
265	H	Temple	6	3
265	H	Temple	3	8
273	A	Youngstown St.	8	22
273	H	Youngstown St.	14	8
283	N	Fairleigh Dickinson	12	10

Duquesne

D  
u  
q  
u  
e  
s  
n  
e

D  
u  
q  
u  
e  
s  
n  
e



83	H	Houston	6	8
75	H	James Madison	5	11

RPI	S	Opponent	Score	
300	H	N.C. Central	15	2
300	H	N.C. Central	20	1

East Carolina

E  
a  
s  
t  
C  
a  
r  
o  
l  
i  
n  
a

E  
a  
s  
t  
C  
a  
r  
o  
l  
i  
n  
a

Average RPI Win: 177		WON-LOST	WINNING	LAST 15	STRENGTH OF		OPP. STRENGTH	TEAM	ADJ	CONF.	ADJ CONF.
Average RPI Loss: 112		RECORD	PCT. RANK	GAMES	SCHEDULE		OF SCHEDULE	RPI	RPI	RPI	RPI
DIV. I ONLY		32-28-0	.53333	128	5-10-0		150	156	130	.50726	137
DIV. I NON-CONF.		15-14-0	.51724	139	2-3-0		151	156	141	.50252	143
TOTALS		RPI 1-25	RPI 26-50		W-L RECORDS		RPI 51-100		RPI 101-150		RPI 150+
32-28-0		0-0-0	2-8-0		OVERALL		3-4-0		5-7-0		22-9-0
21-10-0		0-0-0	0-1-0		HOME		3-2-0		2-4-0		16-3-0
7-16-0		0-0-0	0-7-0		AWAY		0-2-0		2-1-0		5-6-0
4-2-0		0-0-0	2-0-0		NEUTRAL		0-0-0		1-2-0		1-0-0
15-14-0		0-0-0	1-5-0		NON-CONFERENCE		3-4-0		0-0-0		11-5-0
13-6-0		0-0-0	0-1-0		HOME		3-2-0		0-0-0		10-3-0
0-8-0		0-0-0	0-0-		AWAY		0-2-0		0-0-0		0-2-0
2-0-0		0-0-0	1-0-0		NEUTRAL		0-0-0		0-0-0		1-0-0
17-14-0		0-0-0	1-3-0		CONFERENCE		0-0-0		5-7-0		11-4-0
8-4-0		0-0-0	0-0-0		HOME		0-0-0		2-4-0		6-0-0
7-8-0		0-0-0	0-3-0		AWAY		0-0-0		2-1-0		5-4-0
2-2-0		0-0-0	1-0-0		NEUTRAL		0-0-0		1-2-0		0-0-0
RPI S	Opponent	Score	RPI S	Opponent	Score	RPI S	Opponent	Score	RPI S	Opponent	Score
			31 A	Oregon	6 7	54 A	Appalachian St.	4 14	106 A	Jacksonville	3 9
			31 A	Oregon	0 5	54 H	Appalachian St.	10 11	106 A	Jacksonville	5 4
			31 A	Oregon	7 17	58 H	St. John's (NY)	2 10	106 A	Jacksonville	11 4
			32 A	Citadel	1 4	58 H	St. John's (NY)	11 7	113 H	North Florida	5 13
			34 H	Virginia Tech	3 14	58 H	St. John's (NY)	8 6	113 H	North Florida	20 19
			39 N	Kansas St.	10 6	84 A	Radford	8 9	113 H	North Florida	4 8
			44 A	Fla. Gulf Coast	8 15	84 H	Radford	22 10	113 N	North Florida	7 5
			44 A	Fla. Gulf Coast	0 10				131 H	Mercer	13 10
			44 A	Fla. Gulf Coast	7 12				131 H	Mercer	6 11
			44 N	Fla. Gulf Coast	12 10				131 H	Mercer	5 11
									131 N	Mercer	7 10
									131 N	Mercer	1 3
									152 A	Kennesaw St.	4 5
									152 A	Kennesaw St.	3 6
									152 A	Kennesaw St.	4 3
									162 H	Stetson	12 7
									162 H	Stetson	10 7
									162 H	Stetson	22 4
									172 H	Eastern Ky.	16 20
									172 H	Eastern Ky.	6 7
									174 A	Tennessee Tech	5 6
									174 H	Tennessee Tech	8 7
									193 N	Delaware	10 9
									198 A	Lipscomb	6 3
									198 A	Lipscomb	15 6
									198 A	Lipscomb	4 9
									217 A	Wofford	7 8
LAST 15 GAMES			131 N	Mercer	1 3	31 A	Oregon	7 17	193 N	Delaware	10 9
			44 N	Fla. Gulf Coast	12 10	31 A	Oregon	6 7	198 A	Lipscomb	6 3
			131 N	Mercer	7 10	31 A	Oregon	0 5	198 A	Lipscomb	15 6
			113 N	North Florida	7 5				198 A	Lipscomb	4 9
			152 A	Kennesaw St.	4 3				217 A	Wofford	7 8

Non-Div. I Games:

East Tenn. St.

152 A Kennesaw St.	3	6
152 A Kennesaw St.	4	5

RPI	S	Opponent	Score	
217	H	Wofford	12	4
222	H	UNC Asheville	11	0
222	H	UNC Asheville	13	7
226	A	Campbell	6	4
226	A	Campbell	4	3
226	A	Campbell	8	17
230	H	S.C. Upstate	4	3
230	H	S.C. Upstate	13	4
230	H	S.C. Upstate	11	6
267	H	SIU Edwardsville	24	4
267	H	SIU Edwardsville	10	16
267	H	SIU Edwardsville	14	1
270	H	St. Peter's	5	2
270	H	St. Peter's	17	3
270	H	St. Peter's	7	6
270	H	St. Peter's	6	5

East Tenn. St.

E  
a  
s  
t  
T  
e  
n  
n  
.  
S  
t  
.

E  
a  
s  
t  
T  
e  
n  
n  
.  
S  
t  
.

Average RPI Win: 161		WON-LOST	WINNING	LAST 15	STRENGTH OF		OPP. STRENGTH	TEAM	ADJ		CONF.	ADJ CONF.
Average RPI Loss: 141		RECORD	PCT. RANK	GAMES	SCHEDULE		OF SCHEDULE	RPI	RPI		RPI	RPI
DIV. I ONLY		17-35-0	.32692	263	7-8-0		136	190	231		.45745	229
DIV. I NON-CONF.		5-21-0	.19231	279	1-2-0		137	169	262		.42567	260
TOTALS		RPI 1-25	RPI 26-50		W-L RECORDS		RPI 51-100		RPI 101-150		RPI 150+	
17-35-0		0-0-0	0-0-0		OVERALL		4-8-0		3-9-0		10-18-0	
9-6-0		0-0-0	0-0-0		HOME		0-0-0		2-2-0		7-4-0	
7-21-0		0-0-0	0-0-0		AWAY		4-6-0		1-4-0		2-11-0	
1-8-0		0-0-0	0-0-0		NEUTRAL		0-2-0		0-3-0		1-3-0	
5-21-0		0-0-0	0-0-0		NON-CONFERENCE		3-5-0		1-8-0		1-8-0	
1-2-0		0-0-0	0-0-0		HOME		0-0-0		0-1-0		1-1-0	
4-13-0		0-0-0	0-0-		AWAY		3-4-0		1-4-0		0-5-0	
0-6-0		0-0-0	0-0-0		NEUTRAL		0-1-0		0-3-0		0-2-0	
12-14-0		0-0-0	0-0-0		CONFERENCE		1-3-0		2-1-0		9-10-0	
8-4-0		0-0-0	0-0-0		HOME		0-0-0		2-1-0		6-3-0	
3-8-0		0-0-0	0-0-0		AWAY		1-2-0		0-0-0		2-6-0	
1-2-0		0-0-0	0-0-0		NEUTRAL		0-1-0		0-0-0		1-1-0	
RPI S	Opponent	Score	RPI S	Opponent	Score	RPI S	Opponent	Score	RPI S	Opponent	Score	
						53 A	Southeastern La.	5 11	101 N	Ohio St.	6 7	
						53 A	Southeastern La.	5 6	103 N	Indiana	6 9	
						53 A	Southeastern La.	2 7	108 A	UAB	2 9	
						74 N	Missouri	2 10	108 A	UAB	12 6	
						85 A	Illinois St.	6 1	108 A	UAB	3 4	
						86 A	Jacksonville St.	11 12	124 A	Indiana St.	2 8	
						86 A	Jacksonville St.	5 8	124 H	Indiana St.	2 9	
						86 A	Jacksonville St.	10 3	129 H	Austin Peay	2 0	
						86 N	Jacksonville St.	5 7	129 H	Austin Peay	6 18	
						93 A	South Fla.	11 9	129 H	Austin Peay	4 3	
						93 A	South Fla.	7 6	149 A	Illinois	1 10	
						93 A	South Fla.	5 8	149 N	Illinois	5 6	
									156 N	Army	6 13	
									163 A	Murray St.	7 4	
									163 A	Murray St.	8 6	
									163 N	Murray St.	4 14	
									169 A	Southern Ill.	8 9	
									169 H	Southern Ill.	6 8	
									171 A	Belmont	11 12	
									171 A	Belmont	5 6	
									171 A	Belmont	7 8	
									172 A	Eastern Ky.	0 1	
									172 A	Eastern Ky.	3 6	
									172 A	Eastern Ky.	6 7	
									174 A	Tennessee Tech	0 4	
									174 A	Tennessee Tech	0 3	
									174 A	Tennessee Tech	5 6	
LAST 15 GAMES												
						163 N	Murray St.	4 14	85 A	Illinois St.	6 1	
						86 N	Jacksonville St.	5 7	86 A	Jacksonville St.	10 3	
						175 N	Southeast Mo. St.	10 5	86 A	Jacksonville St.	5 8	
						175 H	Southeast Mo. St.	0 10				
						175 H	Southeast Mo. St.	8 5				

Non-Div. I Games: Illinois Col. 6 0

Eastern Ill.

Eastern Ill.

175	H	Southeast Mo. St.	7	5
124	H	Indiana St.	2	9

Through Games Of Sunday, May 30, 2010

RPI	S	Opponent	Score	
175	H	Southeast Mo. St.	8	5
175	H	Southeast Mo. St.	7	5
175	H	Southeast Mo. St.	0	10
175	N	Southeast Mo. St.	10	5
200	H	Morehead St.	2	6
200	H	Morehead St.	14	0
200	H	Morehead St.	9	5
206	A	St. Louis	3	15
235	H	UT Martin	1	2
235	H	UT Martin	7	3
235	H	UT Martin	5	2
245	N	Akron	1	6
298	H	Chicago St.	4	1

Eastern Ill.

E  
a  
s  
t  
e  
r  
n  
I  
l  
l  
.

E  
a  
s  
t  
e  
r  
n  
I  
l  
l  
.

Average RPI Win:		184	WON-LOST RECORD		WINNING PCT. RANK		LAST 15 GAMES		STRENGTH OF SCHEDULE		OPP. STRENGTH OF SCHEDULE		TEAM RPI		ADJ RPI		CONF. RPI		ADJ CONF. RPI	
DIV. I ONLY			27-27-0		.5 148		7-8-0		206		176		177		.48836 172		19		19	
DIV. I NON-CONF.			17-13-0		.56667 106		5-1-0		192		158		134		.50881 132		19		19	
TOTALS		RPI 1-25		RPI 26-50		W-L RECORDS		RPI 51-100		RPI 101-150		RPI 150+								
27-27-0		0-1-0		1-0-0		OVERALL		2-4-0		7-7-0		17-15-0								
14-6-0		0-0-0		0-0-0		HOME		1-2-0		4-3-0		9-1-0								
12-18-0		0-1-0		1-0-0		AWAY		1-2-0		3-3-0		7-12-0								
1-3-0		0-0-0		0-0-0		NEUTRAL		0-0-0		0-1-0		1-2-0								
17-13-0		0-1-0		1-0-0		NON-CONFERENCE		1-2-0		4-7-0		11-3-0								
7-4-0		0-0-0		0-0-0		HOME		0-0-0		1-3-0		6-1-0								
10-8-0		0-1-0		1-0-		AWAY		1-2-0		3-3-0		5-2-0								
0-1-0		0-0-0		0-0-0		NEUTRAL		0-0-0		0-1-0		0-0-0								
10-14-0		0-0-0		0-0-0		CONFERENCE		1-2-0		3-0-0		6-12-0								
7-2-0		0-0-0		0-0-0		HOME		1-2-0		3-0-0		3-0-0								
2-10-0		0-0-0		0-0-0		AWAY		0-0-0		0-0-0		2-10-0								
1-2-0		0-0-0		0-0-0		NEUTRAL		0-0-0		0-0-0		1-2-0								
RPI	S	Opponent		Score		RPI	S	Opponent		Score		RPI	S	Opponent		Score				
7	A	Louisville		3	14	47	A	Tennessee		8	7	55	A	Western Caro.		4	11			
												55	A	Western Caro.		12	9			
												55	A	Western Caro.		4	5			
												86	H	Jacksonville St.		4	2			
												86	H	Jacksonville St.		2	3			
												86	H	Jacksonville St.		3	11			

<b>Non-Div. I Games:</b>	<b>Cumberland (KY)</b>	<b>15</b>	<b>2</b>
--------------------------	------------------------	-----------	----------

Eastern Ky.



Eastern Ky.

267	H	SIU Edwardsville	4	1
7	A	Louisville	3	14

Through Games Of Sunday, May 30, 2010

RPI	S	Opponent	Score	
200	A	Morehead St.	11	21
200	A	Morehead St.	8	20
200	A	Morehead St.	4	16
224	A	UNC Greensboro	9	6
229	H	Eastern Ill.	6	3
229	H	Eastern Ill.	7	6
229	H	Eastern Ill.	1	0
235	A	UT Martin	7	3
235	A	UT Martin	9	18
235	A	UT Martin	7	4
236	A	N.C. A&T	4	1
242	A	Dayton	7	5
247	H	Ohio	11	10
256	A	Presbyterian	7	8
256	A	Presbyterian	10	8
256	A	Presbyterian	9	4
267	H	SIU Edwardsville	8	7
267	H	SIU Edwardsville	4	1
267	H	SIU Edwardsville	4	1

Eastern Ky.

E  
a  
s  
t  
e  
r  
n  
K  
y  
.

E  
a  
s  
t  
e  
r  
n  
K  
y  
.

Average RPI Win: 185		WON-LOST	WINNING	LAST 15	STRENGTH OF		OPP. STRENGTH	TEAM	ADJ		CONF.	ADJ CONF.
Average RPI Loss: 118		RECORD	PCT. RANK	GAMES	SCHEDULE		OF SCHEDULE	RPI	RPI		RPI	RPI
DIV. I ONLY		25-32-0	.4386	199	6-9-0		159	180	186		.48114	187
DIV. I NON-CONF.		10-16-0	.38462	211	1-0-0		156	115	198		.47103	198
TOTALS		RPI 1-25	RPI 26-50		W-L RECORDS		RPI 51-100		RPI 101-150		RPI 150+	
25-32-0		0-0-0	0-0-0		OVERALL		2-10-0		9-17-0		14-5-0	
7-9-0		0-0-0	0-0-0		HOME		0-2-0		3-6-0		4-1-0	
14-19-0		0-0-0	0-0-0		AWAY		1-6-0		3-9-0		10-4-0	
4-4-0		0-0-0	0-0-0		NEUTRAL		1-2-0		3-2-0		0-0-0	
10-16-0		0-0-0	0-0-0		NON-CONFERENCE		2-10-0		3-4-0		5-2-0	
2-2-0		0-0-0	0-0-0		HOME		0-2-0		0-0-0		2-0-0	
6-12-0		0-0-0	0-0-		AWAY		1-6-0		2-4-0		3-2-0	
2-2-0		0-0-0	0-0-0		NEUTRAL		1-2-0		1-0-0		0-0-0	
15-16-0		0-0-0	0-0-0		CONFERENCE		0-0-0		6-13-0		9-3-0	
5-7-0		0-0-0	0-0-0		HOME		0-0-0		3-6-0		2-1-0	
8-7-0		0-0-0	0-0-0		AWAY		0-0-0		1-5-0		7-2-0	
2-2-0		0-0-0	0-0-0		NEUTRAL		0-0-0		2-2-0		0-0-0	
RPI S	Opponent	Score	RPI S	Opponent	Score	RPI S	Opponent	Score	RPI S	Opponent	Score	
						56 N	Wichita St.	1 11	105 A	West Virginia	6 13	
						59 N	Kansas	3 1	105 A	West Virginia	23 0	
						59 N	Kansas	5 9	105 A	West Virginia	0 4	
						70 A	Michigan	6 8	105 A	West Virginia	3 5	
						72 A	South Ala.	5 11	107 A	Central Mich.	0 6	
						72 A	South Ala.	14 15	107 A	Central Mich.	2 5	
						80 A	Michigan St.	0 4	107 A	Central Mich.	2 10	
						80 H	Michigan St.	6 9	113 N	North Florida	10 8	
						80 H	Michigan St.	1 5	116 H	Kent St.	1 16	
						86 A	Jacksonville St.	9 17	116 H	Kent St.	0 5	
						86 A	Jacksonville St.	4 8	116 H	Kent St.	8 6	
						86 A	Jacksonville St.	10 8	116 N	Kent St.	12 4	
									116 N	Kent St.	1 15	
									116 N	Kent St.	8 9	
									117 A	Ball St.	11 18	
									117 A	Ball St.	10 5	
									117 A	Ball St.	12 13	
									122 H	Bowling Green	3 4	
									122 H	Bowling Green	9 8	
									122 H	Bowling Green	4 1	
									135 H	Toledo	3 7	
									135 H	Toledo	3 6	
									135 H	Toledo	2 5	
									135 N	Toledo	7 6	
									141 A	UALR	7 6	
									141 A	UALR	4 15	
									171 A	Belmont	5 7	
Non-Div. I Games:			Wayne St. (MI)	10 8	Wayne St. (MI)	6 4	Eastern Mich.					

Eastern Mich.

107 A Central Mich.	2	5
107 A Central Mich.	0	6

Through Games Of Sunday, May 30, 2010

RPI	S	Opponent	Score	
171	A	Belmont	14	15
171	A	Belmont	8	7
201	A	Northern Ill.	13	11
201	A	Northern Ill.	4	2
201	A	Northern Ill.	2	3
225	A	Buffalo	2	5
225	A	Buffalo	7	2
225	A	Buffalo	4	1
245	A	Akron	12	10
245	A	Akron	7	3
245	A	Akron	6	3
255	A	Oakland	11	1
255	H	Oakland	17	1
271	H	Western Mich.	3	5
271	H	Western Mich.	1	0
271	H	Western Mich.	3	1
288	A	Cleveland St.	8	0
288	H	Cleveland St.	6	2

Eastern Mich.

E  
a  
s  
t  
e  
r  
n  
M  
i  
c  
h  
.

E  
a  
s  
t  
e  
r  
n  
M  
i  
c  
h  
.

Average RPI Win:		132	WON-LOST RECORD		WINNING PCT. RANK		LAST 15 GAMES		STRENGTH OF SCHEDULE		OPP. STRENGTH OF SCHEDULE		TEAM RPI	ADJ RPI		CONF. RPI	ADJ CONF. RPI					
DIV. I ONLY			38-22-0		.63333		47		8-7-0		87		58		49	.56255		41	9	9		
DIV. I NON-CONF.			17-9-0		.65385		63		1-4-0		130		22		56	.55956		45	10	10		
TOTALS		RPI 1-25		RPI 26-50		W-L RECORDS		RPI 51-100		RPI 101-150		RPI 150+										
38-22-0		3-2-0		4-8-0		OVERALL		12-8-0		3-2-0		16-4-0										
18-11-0		1-0-0		1-3-0		HOME		9-6-0		1-1-0		6-1-0										
18-9-0		2-1-0		3-5-0		AWAY		1-1-0		2-0-0		10-2-0										
2-4-0		0-1-0		0-0-0		NEUTRAL		2-1-0		0-1-0		0-1-0										
17-9-0		3-2-0		3-1-0		NON-CONFERENCE		2-4-0		3-2-0		6-2-0										
10-4-0		1-0-0		1-0-0		HOME		1-2-0		1-1-0		6-1-0										
7-3-0		2-1-0		2-0-		AWAY		1-1-0		2-0-0		0-0-0										
0-4-0		0-1-0		0-0-0		NEUTRAL		0-1-0		0-1-0		0-1-0										
21-13-0		0-0-0		1-7-0		CONFERENCE		10-4-0		0-0-0		10-2-0										
8-7-0		0-0-0		0-3-0		HOME		8-4-0		0-0-0		0-0-0										
11-6-0		0-0-0		1-4-0		AWAY		0-0-0		0-0-0		10-2-0										
2-0-0		0-0-0		0-0-0		NEUTRAL		2-0-0		0-0-0		0-0-0										
RPI	S	Opponent		Score		RPI	S	Opponent		Score		RPI	S	Opponent		Score						
12	N	Alabama		2	11	26	A	Col. of Charleston		14	3	54	H	Appalachian St.		13	3	102	A	High Point	8	3
19	A	Clemson		15	10	26	A	Col. of Charleston		4	6	54	H	Appalachian St.		5	4	102	H	High Point	4	6
19	A	Clemson		4	3	26	A	Col. of Charleston		6	16	54	H	Appalachian St.		6	1	130	A	Wake Forest	9	8
21	A	North Carolina		7	17	30	A	Rice		2	7	55	H	Western Caro.		8	14	130	H	Wake Forest	17	12
21	H	North Carolina		4	2	32	A	Citadel		3	6	55	H	Western Caro.		3	0	131	N	Mercer	7	13
						32	A	Citadel		5	6	55	H	Western Caro.		12	10	197	H	Towson	8	2
						32	H	Citadel		8	11	64	N	Nebraska		3	5	203	N	A&M-Corpus Christi	12	16
						32	H	Citadel		15	20	66	H	Ga. Southern		4	5	212	H	Bucknell	3	18
						32	H	Citadel		4	9	66	H	Ga. Southern		10	3	213	A	Davidson	4	2
						47	A	North Carolina St.		13	9	66	H	Ga. Southern		0	4	213	A	Davidson	12	4
						49	A	Liberty		5	3	69	H	Samford		10	11	213	A	Davidson	8	3
						49	H	Liberty		3	1	69	H	Samford		5	1	217	A	Wofford	10	12
												69	H	Samford		6	4	217	A	Wofford	14	4
												69	N	Samford		1	0	217	A	Wofford	8	2
												69	N	Samford		7	4	221	H	Old Dominion	10	9
												79	A	East Carolina		0	8	224	A	UNC Greensboro	19	5
												79	H	East Carolina		4	7	224	A	UNC Greensboro	12	1
												84	H	Radford		7	6	224	A	UNC Greensboro	17	10
												96	A	UNC Wilmington		9	2	236	H	N.C. A&T	14	0
												96	H	UNC Wilmington		1	14	239	A	Furman	5	3
																		239	A	Furman	4	5
																		239	A	Furman	9	6
																		247	H	Ohio	11	4
																		258	H	Princeton	18	8
																		258	H	Princeton	10	2
				LAST 15 GAMES																		
				131	N	Mercer		7	13	69	H	Samford		10	11							
				12	N	Alabama		2	11	69	H	Samford		6	4							
				32	A	Citadel		5	6	79	H	East Carolina		4	7							
				69	N	Samford		7	4													
				32	A	Citadel		3	6													

Non-Div. I Games:

Elon

69 N Samford	1	0
69 H Samford	5	1

E  
l  
o  
n

E  
l  
o  
n

Average RPI Win:		148	WON-LOST RECORD		WINNING PCT. RANK	LAST 15 GAMES		STRENGTH OF SCHEDULE		OPP. STRENGTH OF SCHEDULE	TEAM RPI	ADJ RPI	CONF. RPI	ADJ CONF. RPI			
DIV. I ONLY			30-27-0		.52632	134	8-7-0	95		161	97	.52329	92	14	15		
DIV. I NON-CONF.			18-14-0		.5625	109	1-1-0	74		127	84	.53529	83	17	17		
TOTALS		RPI 1-25		RPI 26-50		W-L RECORDS		RPI 51-100		RPI 101-150		RPI 150+					
30-27-0		0-2-0		1-1-0		OVERALL		7-7-0		9-5-0		13-12-0					
19-9-0		0-1-0		0-0-0		HOME		6-3-0		6-3-0		7-2-0					
9-18-0		0-1-0		1-1-0		AWAY		1-4-0		3-2-0		4-10-0					
2-0-0		0-0-0		0-0-0		NEUTRAL		0-0-0		0-0-0		2-0-0					
18-14-0		0-2-0		1-1-0		NON-CONFERENCE		4-2-0		7-4-0		6-5-0					
12-4-0		0-1-0		0-0-0		HOME		3-0-0		4-2-0		5-1-0					
6-10-0		0-1-0		1-0-		AWAY		1-2-0		3-2-0		1-4-0					
0-0-0		0-0-0		0-0-0		NEUTRAL		0-0-0		0-0-0		0-0-0					
12-13-0		0-0-0		0-0-0		CONFERENCE		3-5-0		2-1-0		7-7-0					
7-5-0		0-0-0		0-0-0		HOME		3-3-0		2-1-0		2-1-0					
3-8-0		0-0-0		0-0-0		AWAY		0-2-0		0-0-0		3-6-0					
2-0-0		0-0-0		0-0-0		NEUTRAL		0-0-0		0-0-0		2-0-0					
RPI	S	Opponent		Score		RPI	S	Opponent		Score		RPI	S	Opponent		Score	
7	A	Louisville		6	13	33	A	Kentucky		8	4	56	A	Wichita St.		2	9
7	H	Louisville		7	8	33	A	Kentucky		1	7	56	A	Wichita St.		5	6
												56	H	Wichita St.		2	17
												56	H	Wichita St.		8	9
												56	H	Wichita St.		11	6
												69	A	Samford		2	9
												69	A	Samford		4	7
												69	A	Samford		8	4
												85	H	Illinois St.		6	7
												85	H	Illinois St.		9	5
												85	H	Illinois St.		5	4
												95	H	Arkansas St.		9	5
												95	H	Arkansas St.		7	4
												95	H	Arkansas St.		5	4

Non-Div. I Games: Oakland City 10 3 Southern Ind. 8 2

Evansville

85 H Illinois St.	6	7
85 H Illinois St.	5	4

RPI	S	Opponent	Score	
186	A	Missouri St.	3	2
186	A	Missouri St.	4	7
186	A	Missouri St.	6	4
186	N	Missouri St.	7	2
200	H	Morehead St.	9	2
206	A	St. Louis	7	8
233	H	Bradley	15	13
233	H	Bradley	15	5
233	H	Bradley	6	7
267	H	SIU Edwardsville	3	2
267	H	SIU Edwardsville	9	3
267	H	SIU Edwardsville	9	2

E  
v  
a  
n  
s  
v  
i  
l  
l  
e

E  
v  
a  
n  
s  
v  
i  
l  
l  
e

Average RPI Win: 110		WON-LOST RECORD		WINNING PCT. RANK		LAST 15 GAMES		STRENGTH OF SCHEDULE		OPP. STRENGTH OF SCHEDULE		TEAM RPI		ADJ RPI		CONF. RPI		ADJ CONF. RPI					
Average RPI Loss: 73																							
DIV. I ONLY		36-23-0		.61017 64		9-6-0		58		44		47		.5581 50		6		6					
DIV. I NON-CONF.		14-9-0		.6087 91		0-2-0		59		31		53		.55462 55		5		5					
TOTALS		RPI 1-25		RPI 26-50		W-L RECORDS		RPI 51-100		RPI 101-150		RPI 150+											
36-23-0		0-2-0		9-7-0		OVERALL		10-11-0		7-4-0		10-1-0											
22-9-0		0-0-0		3-3-0		HOME		5-5-0		5-0-0		9-1-0											
7-11-0		0-0-0		3-4-0		AWAY		3-4-0		1-3-0		0-0-0											
7-5-0		0-2-0		3-0-0		NEUTRAL		2-2-0		1-1-0		1-0-0											
14-9-0		0-2-0		2-2-0		NON-CONFERENCE		1-5-0		6-2-0		5-0-0											
10-6-0		0-0-0		1-2-0		HOME		0-4-0		5-0-0		4-0-0											
2-1-0		0-0-0		1-0-		AWAY		1-0-0		0-1-0		0-0-0											
2-4-0		0-2-0		0-0-0		NEUTRAL		0-1-0		1-1-0		1-0-0											
22-14-0		0-0-0		7-5-0		CONFERENCE		9-6-0		1-2-0		5-1-0											
12-3-0		0-0-0		2-1-0		HOME		5-1-0		0-0-0		5-1-0											
5-10-0		0-0-0		2-4-0		AWAY		2-4-0		1-2-0		0-0-0											
5-1-0		0-0-0		3-0-0		NEUTRAL		2-1-0		0-0-0		0-0-0											
RPI	S	Opponent		Score		RPI	S	Opponent		Score		RPI	S	Opponent		Score		RPI	S	Opponent		Score	
1	N	Arizona St.		1	4	38	A	Fla. Atlantic		10	14	52	H	Rutgers		11	15	106	A	Jacksonville		0	4
20	N	Texas A&M		3	17	38	A	Fla. Atlantic		5	6	52	H	Rutgers		11	20	106	H	Jacksonville		12	6
						38	A	Fla. Atlantic		12	4	52	H	Rutgers		8	11	106	H	Jacksonville		14	6
						38	N	Fla. Atlantic		18	16	61	H	Troy		12	14	123	H	Oral Roberts		10	9
						38	N	Fla. Atlantic		11	9	61	H	Troy		7	6	123	H	Oral Roberts		14	1
						40	A	Western Ky.		7	6	61	H	Troy		4	2	123	H	Oral Roberts		7	6
						40	A	Western Ky.		3	8	61	N	Troy		14	10	140	N	Cal Poly		10	8
						40	A	Western Ky.		4	8	67	A	Middle Tenn.		5	10	141	A	UALR		5	19
						40	N	Western Ky.		7	3	67	A	Middle Tenn.		3	4	141	A	UALR		14	7
						42	H	Boston College		5	11	67	A	Middle Tenn.		6	4	141	A	UALR		4	5
						42	H	Boston College		18	14	71	N	UC Riverside		3	4	145	N	Dartmouth		9	15
						43	H	La.-Lafayette		8	1	72	H	South Ala.		6	5	161	N	Utah Valley		5	4
						43	H	La.-Lafayette		3	7	72	H	South Ala.		8	1	168	H	Maryland		4	1
						43	H	La.-Lafayette		15	6	72	H	South Ala.		5	0	168	H	Maryland		10	3
						44	A	Fla. Gulf Coast		8	6	72	N	South Ala.		10	9	168	H	Maryland		11	2
						44	H	Fla. Gulf Coast		7	10	72	N	South Ala.		1	7	196	H	La.-Monroe		4	1
												95	A	Arkansas St.		7	8	196	H	La.-Monroe		13	3
												95	A	Arkansas St.		15	2	196	H	La.-Monroe		7	8
												95	A	Arkansas St.		4	5	228	H	New Orleans		9	5
												99	A	Bethune-Cookman		10	4	228	H	New Orleans		6	4
																		228	H	New Orleans		7	1
																		259	H	Southern Utah		10	3
LAST 15 GAMES																							
145	N	Dartmouth		9	15																		
20	N	Texas A&M		3	17																		
61	N	Troy		14	10																		
38	N	Fla. Atlantic		11	9																		
38	N	Fla. Atlantic		18	16																		

Non-Div. I Games:

FIU



72 N South Ala.			10	9	RPI	S	Opponent	Score	
40 N Western Ky.			7	3	99	H	Bethune-Cookman	3	8
72 N South Ala.			1	7					
38 A Fla. Atlantic			10	14					
38 A Fla. Atlantic			5	6					

Average RPI Win: 222		WON-LOST RECORD		WINNING PCT. RANK		LAST 15 GAMES		STRENGTH OF SCHEDULE		OPP. STRENGTH OF SCHEDULE		TEAM RPI		ADJ RPI		CONF. RPI		ADJ CONF. RPI	
DIV. I ONLY		18-32-0		.36 241		2-13-0		214		260		255		.44015 250		21		21	
DIV. I NON-CONF.		10-16-0		.38462 211		0-2-0		215		283		235		.44569 234		22		22	
TOTALS		RPI 1-25		RPI 26-50		W-L RECORDS		RPI 51-100		RPI 101-150		RPI 150+							
18-32-0		0-1-0		0-0-0		OVERALL		1-3-0		5-8-0		12-20-0							
6-12-0		0-1-0		0-0-0		HOME		1-2-0		3-6-0		2-3-0							
9-19-0		0-0-0		0-0-0		AWAY		0-1-0		2-2-0		7-16-0							
3-1-0		0-0-0		0-0-0		NEUTRAL		0-0-0		0-0-0		3-1-0							
10-16-0		0-1-0		0-0-0		NON-CONFERENCE		0-1-0		2-2-0		8-12-0							
2-4-0		0-1-0		0-0-0		HOME		0-0-0		0-0-0		2-3-0							
5-11-0		0-0-0		0-0-		AWAY		0-1-0		2-2-0		3-8-0							
3-1-0		0-0-0		0-0-0		NEUTRAL		0-0-0		0-0-0		3-1-0							
8-16-0		0-0-0		0-0-0		CONFERENCE		1-2-0		3-6-0		4-8-0							
4-8-0		0-0-0		0-0-0		HOME		1-2-0		3-6-0		0-0-0							
4-8-0		0-0-0		0-0-0		AWAY		0-0-0		0-0-0		4-8-0							
0-0-0		0-0-0		0-0-0		NEUTRAL		0-0-0		0-0-0		0-0-0							
RPI	S	Opponent		Score		RPI	S	Opponent		Score		RPI	S	Opponent		Score			
23	H	Connecticut		2 12								133	H	Marist		9 12			
								58 A St. John's (NY)		5 16		133	H	Marist		8 13			
								88 H Manhattan		5 6		133	H	Marist		8 13			
								88 H Manhattan		2 9		133	H	Marist					
								88 H Manhattan		7 6		139	H	Rider		9 8			
												139	H	Rider		8 9			
												139	H	Rider		5 2			
												144	H	Canisius		12 11			
												144	H	Canisius		16 18			
												144	H	Canisius		1 6			
												147	A	VCU		6 4			
												147	A	VCU		7 5			
												147	A	VCU		6 7			
												147	A	VCU		2 3			
												173	N	Rhode Island		3 20			
												178	A	Siena		4 5			
												178	A	Siena		4 9			
												178	A	Siena		8 15			
												184	H	Bryant		8 18			
												188	H	Sacred Heart		3 8			
												195	A	Central Conn. St.		7 16			
												195	H	Central Conn. St.		9 21			
												215	A	Hofstra		11 12			
												215	A	Hofstra		0 11			
												215	A	Hofstra		3 15			
												215	A	Hofstra		4 7			
												216	A	Stony Brook		14 18			
												219	N	Lehigh		12 6			
						LAST 15 GAMES													
								133 H Marist		8 13				286 A Iona		5 6			
								133 H Marist		9 12				286 A Iona		18 20			
								133 H Marist		8 13				195 H Central Conn. St.		9 21			
								178 A Siena		8 15									
								178 A Siena		4 5									

Non-Div. I Games:

Fairfield

Fairfield

178	A	Siena	4	9
286	A	Iona	21	18

Through Games Of Sunday, May 30, 2010

RPI	S	Opponent	Score	
234	A	Fordham	7	13
244	A	Yale	3	7
244	A	Yale	4	3
248	A	Niagara	5	13
248	A	Niagara	4	3
248	A	Niagara	14	10
264	N	Valparaiso	2	1
270	A	St. Peter's	7	11
270	A	St. Peter's	3	2
270	A	St. Peter's	5	7
279	N	Butler	8	2
281	A	Quinnipiac	7	2
281	H	Quinnipiac	3	2
281	H	Quinnipiac	7	3
284	A	Hartford	24	16
286	A	Iona	5	6
286	A	Iona	21	18
286	A	Iona	18	20

Fairfield

F  
a  
i  
r  
f  
i  
e  
l  
d

F  
a  
i  
r  
f  
i  
e  
l  
d

Average RPI Win: 253		WON-LOST	WINNING	LAST 15	STRENGTH OF		OPP. STRENGTH	TEAM	ADJ	CONF.	ADJ CONF.
Average RPI Loss: 205		RECORD	PCT. RANK	GAMES	SCHEDULE		OF SCHEDULE	RPI	RPI	RPI	RPI
DIV. I ONLY		16-38-0	.2963	271	6-9-0		279	271	285	.39324	283
DIV. I NON-CONF.		5-17-0	.22727	268	0-2-0		294	267	291	.37274	290
TOTALS		RPI 1-25	RPI 26-50		W-L RECORDS		RPI 51-100		RPI 101-150		RPI 150+
16-38-0		0-0-0	0-0-0		OVERALL		0-2-0		0-5-0		16-31-0
9-11-0		0-0-0	0-0-0		HOME		0-0-0		0-0-0		9-11-0
6-25-0		0-0-0	0-0-0		AWAY		0-2-0		0-4-0		6-19-0
1-2-0		0-0-0	0-0-0		NEUTRAL		0-0-0		0-1-0		1-1-0
5-17-0		0-0-0	0-0-0		NON-CONFERENCE		0-2-0		0-5-0		5-10-0
2-2-0		0-0-0	0-0-0		HOME		0-0-0		0-0-0		2-2-0
2-13-0		0-0-0	0-0-		AWAY		0-2-0		0-4-0		2-7-0
1-2-0		0-0-0	0-0-0		NEUTRAL		0-0-0		0-1-0		1-1-0
11-21-0		0-0-0	0-0-0		CONFERENCE		0-0-0		0-0-0		11-21-0
7-9-0		0-0-0	0-0-0		HOME		0-0-0		0-0-0		7-9-0
4-12-0		0-0-0	0-0-0		AWAY		0-0-0		0-0-0		4-12-0
0-0-0		0-0-0	0-0-0		NEUTRAL		0-0-0		0-0-0		0-0-0
RPI S	Opponent	Score	RPI S	Opponent	Score	RPI S	Opponent	Score	RPI S	Opponent	Score
						52 A	Rutgers	2 8	101 N	Ohio St.	8 15
						58 A	St. John's (NY)	7 9	102 A	High Point	6 7
									102 A	High Point	14 20
									102 A	High Point	1 16
									143 A	Villanova	8 11
									167 A	Seton Hall	5 6
									184 A	Bryant	1 3
									184 A	Bryant	3 8
									184 A	Bryant	3 6
									184 A	Bryant	5 12
									188 H	Sacred Heart	1 11
									188 H	Sacred Heart	11 3
									188 H	Sacred Heart	4 15
									188 H	Sacred Heart	2 15
									193 A	Delaware	10 11
									193 A	Delaware	6 10
									193 A	Delaware	4 9
									193 A	Delaware	4 9
									195 H	Central Conn. St.	9 11
									195 H	Central Conn. St.	5 3
									195 H	Central Conn. St.	6 4
									195 H	Central Conn. St.	4 21
									206 N	St. Louis	12 10
									238 H	Wagner	1 3
									238 H	Wagner	4 14
									238 H	Wagner	9 11
									238 H	Wagner	9 8
LAST 15 GAMES											
			241 A	Monmouth	9 7	278 H	Mt. St. Mary's	12 8			
			241 A	Monmouth	4 6	278 H	Mt. St. Mary's	6 5			
			241 A	Monmouth	10 7	281 A	Quinnipiac	12 11			
			241 A	Monmouth	5 8						
			52 A	Rutgers	2 8						

Non-Div. I Games:

Fairleigh Dickinson

278 H Mt. St. Mary's	9	12
278 H Mt. St. Mary's	2	1

RPI	S	Opponent	Score	
241	A	Monmouth	4	6
241	A	Monmouth	9	7
241	A	Monmouth	10	7
241	A	Monmouth	5	8
266	N	Duquesne	10	12
270	A	St. Peter's	7	16
270	H	St. Peter's	1	12
270	H	St. Peter's	2	16
277	A	Long Island	8	5
277	A	Long Island	1	3
277	A	Long Island	3	7
277	A	Long Island	5	6
278	H	Mt. St. Mary's	12	8
278	H	Mt. St. Mary's	9	12
278	H	Mt. St. Mary's	2	1
278	H	Mt. St. Mary's	6	5
281	A	Quinnipiac	12	11
281	A	Quinnipiac	3	6
281	A	Quinnipiac	10	13
281	A	Quinnipiac	4	11
286	A	Iona	10	6
286	A	Iona	5	8
286	H	Iona	6	4
286	H	Iona	16	12
289	A	NJIT	14	2

Fairleigh Dickinson

F  
a  
i  
r  
l  
e  
i  
g  
h  
D  
i  
c  
k  
i  
n  
s  
o  
n

F  
a  
i  
r  
l  
e  
i  
g  
h  
D  
i  
c  
k  
i  
n  
s  
o  
n

Average RPI Win: 92		WON-LOST RECORD		WINNING PCT. RANK		LAST 15 GAMES		STRENGTH OF SCHEDULE		OPP. STRENGTH OF SCHEDULE		TEAM RPI		ADJ RPI		CONF. RPI		ADJ CONF. RPI	
DIV. I ONLY		34-22-0		.60714 67		7-8-0		44		29		37		.56868 38		6		6	
DIV. I NON-CONF.		11-11-0		.5 143		2-4-0		6		3		46		.55753 49		5		5	
TOTALS		RPI 1-25		RPI 26-50		W-L RECORDS		RPI 51-100		RPI 101-150		RPI 150+							
34-22-0		1-7-0		12-6-0		OVERALL		13-7-0		4-2-0		6-2-0							
20-10-0		0-1-0		7-3-0		HOME		7-4-0		4-2-0		2-0-0							
11-9-0		0-5-0		3-1-0		AWAY		4-2-0		0-0-0		4-2-0							
5-4-0		1-1-0		2-2-0		NEUTRAL		2-1-0		0-0-0		0-0-0							
11-11-0		1-7-0		4-2-0		NON-CONFERENCE		4-3-0		2-1-0		2-0-0							
9-6-0		0-1-0		2-2-0		HOME		3-2-0		2-1-0		2-0-0							
1-5-0		0-5-0		1-0-		AWAY		0-0-0		0-0-0		0-0-0							
3-2-0		1-1-0		1-0-0		NEUTRAL		1-1-0		0-0-0		0-0-0							
23-11-0		0-0-0		8-4-0		CONFERENCE		9-4-0		2-1-0		4-2-0							
11-4-0		0-0-0		5-1-0		HOME		4-2-0		2-1-0		0-0-0							
10-5-0		0-0-0		2-1-0		AWAY		4-2-0		0-0-0		4-2-0							
2-2-0		0-0-0		1-2-0		NEUTRAL		1-0-0		0-0-0		0-0-0							
RPI	S	Opponent		Score		RPI	S	Opponent		Score		RPI	S	Opponent		Score			
4	A	Florida		0	15	40	H	Western Ky.		10	3	52	H	Rutgers		0	2		
4	A	Florida		3	7	40	H	Western Ky.		5	4	52	H	Rutgers		12	3		
8	A	Miami (FL)		5	12	40	H	Western Ky.		9	8	57	H	Pittsburgh		10	7		
8	A	Miami (FL)		0	11	40	N	Western Ky.		9	8	61	A	Troy		13	8		
8	H	Miami (FL)		5	8	42	H	Boston College		11	7	61	A	Troy		5	4		
16	A	Auburn		4	17	42	H	Boston College		15	6	61	A	Troy		6	10		
25	N	Oregon St.		4	6	42	H	Boston College		2	5	67	H	Middle Tenn.		3	4		
25	N	Oregon St.		11	7	42	N	Boston College		13	2	67	H	Middle Tenn.		6	10		
						43	A	La.-Lafayette		3	9	67	H	Middle Tenn.		9	1		
						43	A	La.-Lafayette		4	3	72	A	South Ala.		6	3		
						43	A	La.-Lafayette		4	3	72	A	South Ala.		5	6		
						44	A	Fla. Gulf Coast		4	3	72	A	South Ala.		7	2		
						44	H	Fla. Gulf Coast		5	8	72	N	South Ala.		10	9		
						50	H	FIU		14	10	74	N	Missouri		2	4		
						50	H	FIU		6	5	78	H	UCF		3	14		
						50	H	FIU		4	12	95	H	Arkansas St.		8	0		
						50	N	FIU		16	18	95	H	Arkansas St.		3	2		
						50	N	FIU		9	11	95	H	Arkansas St.		3	2		
												99	H	Bethune-Cookman		8	4		
												99	N	Bethune-Cookman		12	6		
LAST 15 GAMES																			
4	A	Florida		0	15	40	N	Western Ky.		9	8								
25	N	Oregon St.		11	7	50	H	FIU		14	10								
99	N	Bethune-Cookman		12	6	50	H	FIU		6	5								
25	N	Oregon St.		4	6														
50	N	FIU		9	11														

Non-Div. I Games: Lynn 7 4

Fla. Atlantic

50 N FIU	16	18
72 N South Ala.	10	9

F  
l  
a  
.  
A  
t  
l  
a  
n  
t  
i  
c

F  
l  
a  
.  
A  
t  
l  
a  
n  
t  
i  
c





113	H	North Florida	18	6
8	A	Miami (FL)	4	5

RPI	S	Opponent	Score	
188	H	Sacred Heart	3	6
198	A	Lipscomb	11	9
198	A	Lipscomb	10	9
198	A	Lipscomb	8	10
226	A	Campbell	7	5
226	A	Campbell	9	4
226	A	Campbell	13	9
230	A	S.C. Upstate	10	9
230	A	S.C. Upstate	20	11
230	A	S.C. Upstate	12	3
265	H	Temple	15	6
265	H	Temple	14	1
265	H	Temple	10	0



RPI	S	Opponent	Score	
22	H	LSU	7	3
22	H	LSU	8	5
22	N	LSU	6	10
25	H	Oregon St.	10	2
25	H	Oregon St.	10	2
99	H	Bethune-Cookman	7	3

F  
l  
o  
r  
i  
d  
a

F  
l  
o  
r  
i  
d  
a

Non-Div. I Games:

Average RPI Win: 290		WON-LOST RECORD		WINNING PCT. RANK		LAST 15 GAMES		STRENGTH OF SCHEDULE		OPP. STRENGTH OF SCHEDULE		TEAM RPI		ADJ RPI		CONF. RPI		ADJ CONF. RPI	
DIV. I ONLY		8-28-1		.22973 287		3-12-0		286		300		296		.35673 296		31		31	
DIV. I NON-CONF.		4-13-0		.23529 267		0-3-0		179		299		278		.39794 279		31		31	
TOTALS		RPI 1-25		RPI 26-50		W-L RECORDS		RPI 51-100		RPI 101-150		RPI 150+							
8-28-1		0-0-0		0-0-0		OVERALL		0-3-0		0-7-0		8-18-1							
6-11-0		0-0-0		0-0-0		HOME		0-3-0		0-3-0		6-5-0							
1-15-0		0-0-0		0-0-0		AWAY		0-0-0		0-3-0		1-12-0							
1-2-1		0-0-0		0-0-0		NEUTRAL		0-0-0		0-1-0		1-1-1							
4-13-0		0-0-0		0-0-0		NON-CONFERENCE		0-0-0		0-7-0		4-6-0							
3-5-0		0-0-0		0-0-0		HOME		0-0-0		0-3-0		3-2-0							
1-6-0		0-0-0		0-0-		AWAY		0-0-0		0-3-0		1-3-0							
0-2-0		0-0-0		0-0-0		NEUTRAL		0-0-0		0-1-0		0-1-0							
4-15-1		0-0-0		0-0-0		CONFERENCE		0-3-0		0-0-0		4-12-1							
3-6-0		0-0-0		0-0-0		HOME		0-3-0		0-0-0		3-3-0							
0-9-0		0-0-0		0-0-0		AWAY		0-0-0		0-0-0		0-9-0							
1-0-1		0-0-0		0-0-0		NEUTRAL		0-0-0		0-0-0		1-0-1							
RPI	S	Opponent	Score	RPI	S	Opponent	Score	RPI	S	Opponent	Score	RPI	S	Opponent	Score				
								99	H	Bethune-Cookman	1 11	101	N	Ohio St.	1 16				
								99	H	Bethune-Cookman	0 13	106	A	Jacksonville	6 12				
								99	H	Bethune-Cookman	0 18	106	H	Jacksonville	8 11				
												113	A	North Florida	5 6				
												131	A	Mercer	2 17				
												131	H	Mercer	3 13				
												131	H	Mercer	2 13				
												209	N	Richmond	1 23				
												231	A	Southern U.	2 16				
												231	A	Southern U.	10 11				
												236	A	N.C. A&T	7 25				
												236	A	N.C. A&T	4 13				
												236	A	N.C. A&T	4 13				
												260	H	Jackson St.	3 6				
												260	H	Jackson St.	11 10				
												285	A	Norfolk St.	0 12				
												285	A	Norfolk St.	0 10				
												285	A	Norfolk St.	7 11				
												285	N	Norfolk St.	12 12				
												291	A	Savannah St.	16 14				
												291	H	Savannah St.	10 5				
												291	H	Savannah St.	8 15				
												293	A	Delaware St.	8 15				
												293	A	Delaware St.	4 11				
												293	A	Delaware St.	4 5				
												293	N	Delaware St.	8 6				
												294	H	Coppin St.	6 4				
Non-Div. I Games:		Edward Waters		15	16	Selma		8	1	Edward Waters		9	12	Albany St. (GA)		8	12		
		Selma		9	2									Florida A&M					

294 H Coppin St.	6	4
294 H Coppin St.	14	13

RPI	S	Opponent	Score	
294	H	Coppin St.	7	18
294	H	Coppin St.	14	13
297	H	Md.-East. Shore	10	17
297	H	Md.-East. Shore	5	4
297	H	Md.-East. Shore	9	15
299	A	Alabama St.	2	7
299	H	Alabama St.	9	1

Florida A&M

F  
l  
o  
r  
i  
d  
a  
  
A  
&  
M

F  
l  
o  
r  
i  
d  
a  
  
A  
&  
M

Average RPI Win: 92		WON-LOST RECORD		WINNING PCT. RANK		LAST 15 GAMES		STRENGTH OF SCHEDULE		OPP. STRENGTH OF SCHEDULE		TEAM RPI		ADJ RPI		CONF. RPI		ADJ CONF. RPI	
DIV. I ONLY		42-17-0		.71186 14		9-6-0		31		5		11		.60063 14		3		3	
DIV. I NON-CONF.		21-4-0		.84 13		6-3-0		88		32		12		.60537 14		3		3	
TOTALS		RPI 1-25		RPI 26-50		W-L RECORDS		RPI 51-100		RPI 101-150		RPI 150+							
42-17-0		12-12-0		9-4-0		OVERALL		2-1-0		12-3-0		13-0-0							
26-8-0		6-4-0		3-3-0		HOME		0-0-0		8-2-0		11-0-0							
11-8-0		2-5-0		2-1-0		AWAY		2-1-0		4-1-0		1-0-0							
9-3-0		4-3-0		4-0-0		NEUTRAL		0-0-0		0-0-0		1-0-0							
21-4-0		6-4-0		2-0-0		NON-CONFERENCE		0-0-0		9-3-0		10-0-0							
19-3-0		3-1-0		0-0-0		HOME		0-0-0		8-2-0		8-0-0							
2-2-0		0-1-0		0-0-		AWAY		0-0-0		1-1-0		1-0-0							
6-2-0		3-2-0		2-0-0		NEUTRAL		0-0-0		0-0-0		1-0-0							
21-13-0		6-8-0		7-4-0		CONFERENCE		2-1-0		3-0-0		3-0-0							
9-6-0		3-3-0		3-3-0		HOME		0-0-0		0-0-0		3-0-0							
9-6-0		2-4-0		2-1-0		AWAY		2-1-0		3-0-0		0-0-0							
3-1-0		1-1-0		2-0-0		NEUTRAL		0-0-0		0-0-0		0-0-0							
RPI	S	Opponent		Score		RPI	S	Opponent		Score		RPI	S	Opponent		Score			
3	H	Virginia		0 5		31	N	Oregon		5 3		81	A	Duke		16 3			
3	H	Virginia		8 9		31	N	Oregon		6 4		81	A	Duke		8 3			
3	H	Virginia		9 8		34	H	Virginia Tech		5 10		81	A	Duke		6 10			
3	N	Virginia		11 4		34	H	Virginia Tech		9 6									
4	A	Florida		5 8		34	H	Virginia Tech		7 8									
4	H	Florida		3 2		42	A	Boston College		11 6									
4	N	Florida		10 5		42	A	Boston College		7 10									
4	N	Florida		8 5		42	A	Boston College		6 4									
4	N	Florida		7 2		42	N	Boston College		12 2									
8	H	Miami (FL)		7 6		47	H	North Carolina St.		12 9									
8	H	Miami (FL)		5 6		47	H	North Carolina St.		7 5									
8	H	Miami (FL)		8 7		47	H	North Carolina St.		2 5									
8	N	Miami (FL)		3 9		47	N	North Carolina St.		8 3									
13	H	Vanderbilt		9 8															
13	H	Vanderbilt		7 6															
13	H	Vanderbilt		2 6															
15	N	TCU		1 8															
15	N	TCU		7 11															
19	A	Clemson		3 8															
19	A	Clemson		4 8															
19	A	Clemson		8 9															
21	A	North Carolina		5 3		LAST 15 GAMES													
21	A	North Carolina		4 3		15	N	TCU		7 11		31	N	Oregon		6 4			
21	A	North Carolina		4 10		4	N	Florida		8 5		195	N	Central Conn. St.		11 3			
						15	N	TCU		1 8		47	N	North Carolina St.		8 3			
						13	H	Vanderbilt		7 6									
						13	H	Vanderbilt		2 6									

Non-Div. I Games:

Florida St.

Florida St.

Through Games Of Sunday, May 30, 2010

13	H	Vanderbilt	9	8
31	N	Oregon	5	3

RPI	S	Opponent	Score
215	H	Hofstra	13 1

F  
l  
o  
r  
i  
d  
a  
S  
t  
.

F  
l  
o  
r  
i  
d  
a  
S  
t  
.

Florida St.

Average RPI Win:	232	WON-LOST RECORD	WINNING PCT. RANK	LAST 15 GAMES	STRENGTH OF SCHEDULE	OPP. STRENGTH OF SCHEDULE	TEAM RPI	ADJ RPI	CONF. RPI	ADJ CONF. RPI				
DIV. I ONLY		21-35-0	.375	237	7-8-0	193	246	240	.45265	234	24	24		
DIV. I NON-CONF.		6-21-0	.22222	271	0-1-0	73	205	240	.44653	233	23	23		
<hr/>														
TOTALS	RPI 1-25	RPI 26-50		W-L RECORDS		RPI 51-100		RPI 101-150		RPI 150+				
21-35-0	1-1-0	0-0-0		OVERALL		0-12-0		0-3-0		20-19-0				
12-8-0	0-0-0	0-0-0		HOME		0-1-0		0-1-0		12-6-0				
9-19-0	1-1-0	0-0-0		AWAY		0-5-0		0-2-0		8-11-0				
0-8-0	0-0-0	0-0-0		NEUTRAL		0-6-0		0-0-0		0-2-0				
6-21-0	1-1-0	0-0-0		NON-CONFERENCE		0-12-0		0-3-0		5-5-0				
5-3-0	0-0-0	0-0-0		HOME		0-1-0		0-1-0		5-1-0				
1-12-0	1-1-0	0-0-		AWAY		0-5-0		0-2-0		0-4-0				
0-6-0	0-0-0	0-0-0		NEUTRAL		0-6-0		0-0-0		0-0-0				
15-14-0	0-0-0	0-0-0		CONFERENCE		0-0-0		0-0-0		15-14-0				
7-5-0	0-0-0	0-0-0		HOME		0-0-0		0-0-0		7-5-0				
8-7-0	0-0-0	0-0-0		AWAY		0-0-0		0-0-0		8-7-0				
0-2-0	0-0-0	0-0-0		NEUTRAL		0-0-0		0-0-0		0-2-0				
<hr/>														
RPI	S	Opponent	Score		RPI	S	Opponent	Score		RPI	S	Opponent	Score	
8	A	Miami (FL)	8	9						133	H	Marist	3	4
8	A	Miami (FL)	4	3						146	A	Columbia	3	6
										146	A	Columbia	4	5
										173	H	Rhode Island	13	2
										173	H	Rhode Island	7	8
										173	H	Rhode Island	5	6
										206	H	St. Louis	6	4
										206	H	St. Louis	2	9
										206	H	St. Louis	4	3
										206	N	St. Louis	11	16
										209	A	Richmond	11	6
										209	A	Richmond	5	1
										209	A	Richmond	7	10
										216	H	Stony Brook	6	7
										221	A	Old Dominion	5	11
										221	A	Old Dominion	2	8
										221	A	Old Dominion	5	7
										237	A	George Washington	5	12
										237	A	George Washington	11	4
										237	A	George Washington	12	8
										242	A	Dayton	5	3
										242	A	Dayton	7	8
										242	A	Dayton	0	11
										250	H	Fairfield	13	7
										251	A	St. Joseph's	4	5
										251	A	St. Joseph's	6	9
										251	A	St. Joseph's	19	3
<hr/>														
LAST 15 GAMES														
262	N	La Salle	8	10	237	A	George Washington	11	4	242	A	Dayton	0	11
206	N	St. Louis	11	16	251	A	St. Joseph's	4	5	250	H	Fairfield	13	7
266	H	Duquesne	9	3	251	A	St. Joseph's	19	3	251	A	St. Joseph's	4	5
266	H	Duquesne	2	14						251	A	St. Joseph's	6	9
266	H	Duquesne	6	3						251	A	St. Joseph's	19	3

**Non-Div. I Games:**

Fordham



237	A	George Washington	5	12
237	A	George Washington	12	8

RPI	S	Opponent	Score	
257	A	NYIT	8	9
257	H	NYIT	7	5
257	H	NYIT	5	2
257	H	NYIT	1	0
262	H	La Salle	6	1
262	H	La Salle	2	6
262	H	La Salle	12	5
262	N	La Salle	8	10
263	A	St. Bonaventure	5	4
263	A	St. Bonaventure	9	1
263	A	St. Bonaventure	7	11
266	H	Duquesne	9	3
266	H	Duquesne	6	3
266	H	Duquesne	2	14
286	H	Iona	12	9

Fordham

F  
o  
r  
d  
h  
a  
m

F  
o  
r  
d  
h  
a  
m

Average RPI Win: 133		WON-LOST	WINNING	LAST 15	STRENGTH OF		OPP. STRENGTH	TEAM	ADJ	CONF.	ADJ CONF.
Average RPI Loss: 114		RECORD	PCT. RANK	GAMES	SCHEDULE		OF SCHEDULE	RPI	RPI	RPI	RPI
DIV. I ONLY		38-25-0	.60317	73	10-5-0		147	79	79	.53364	77
DIV. I NON-CONF.		19-15-0	.55882	113	0-0-0		144	20	95	.52687	94
TOTALS		RPI 1-25	RPI 26-50		W-L RECORDS		RPI 51-100		RPI 101-150		RPI 150+
38-25-0		1-0-0	0-6-0		OVERALL		10-5-0		14-5-0		13-9-0
18-17-0		0-0-0	0-4-0		HOME		3-1-0		4-3-0		11-9-0
15-6-0		0-0-0	0-2-0		AWAY		6-2-0		9-2-0		0-0-0
5-2-0		1-0-0	0-0-0		NEUTRAL		1-2-0		1-0-0		2-0-0
19-15-0		1-0-0	0-6-0		NON-CONFERENCE		6-2-0		8-3-0		4-4-0
11-12-0		0-0-0	0-4-0		HOME		3-1-0		4-3-0		4-4-0
6-3-0		0-0-0	0-0-0		AWAY		3-1-0		3-0-0		0-0-0
2-0-0		1-0-0	0-0-0		NEUTRAL		0-0-0		1-0-0		0-0-0
19-10-0		0-0-0	0-0-0		CONFERENCE		4-3-0		6-2-0		9-5-0
7-5-0		0-0-0	0-0-0		HOME		0-0-0		0-0-0		7-5-0
9-3-0		0-0-0	0-0-0		AWAY		3-1-0		6-2-0		0-0-0
3-2-0		0-0-0	0-0-0		NEUTRAL		1-2-0		0-0-0		2-0-0
RPI S	Opponent	Score	RPI S	Opponent	Score	RPI S	Opponent	Score	RPI S	Opponent	Score
11 N	Cal St. Fullerton	5 0	29 A	San Diego	7 10	64 H	Nebraska	7 5	118 A	Nevada	4 14
			31 H	Oregon	4 8	64 H	Nebraska	8 2	118 A	Nevada	8 3
			31 H	Oregon	3 8	64 H	Nebraska	10 9	118 A	Nevada	6 17
			31 H	Oregon	2 7	64 H	Nebraska	1 4	118 A	Nevada	9 3
			31 H	Oregon	2 5	68 A	Washington	9 10	125 A	Cal St. Bakersfield	13 9
			37 A	California	5 8	68 A	Washington	11 10	125 A	Cal St. Bakersfield	13 9
						68 A	Washington	3 2	125 H	Cal St. Bakersfield	2 12
						76 A	Hawaii	0 4	125 H	Cal St. Bakersfield	10 4
						76 A	Hawaii	8 6	128 A	New Mexico St.	21 11
						76 A	Hawaii	8 5	128 A	New Mexico St.	16 10
						76 A	Hawaii	1 0	128 A	New Mexico St.	12 4
						76 N	Hawaii	14 5	128 A	New Mexico St.	8 6
						76 N	Hawaii	3 11	132 N	San Francisco	5 2
						76 N	Hawaii	6 9	134 H	Dallas Baptist	9 13
						100 A	San Diego St.	10 3	134 H	Dallas Baptist	15 7
									134 H	Dallas Baptist	14 7
									140 A	Cal Poly	10 9
									140 H	Cal Poly	3 7
									140 H	Cal Poly	7 5
									157 H	Louisiana Tech	12 2
									157 H	Louisiana Tech	5 13
									157 H	Louisiana Tech	7 13
									157 H	Louisiana Tech	14 4
									158 H	UC Davis	9 2
									158 H	UC Davis	2 7
									158 H	UC Davis	7 6
									189 H	Loyola Marymount	3 4
			LAST 15 GAMES								
			76 N	Hawaii	6 9	223 H	Sacramento St.	7 6			
			76 N	Hawaii	14 5	223 H	Sacramento St.	2 12			
			207 N	San Jose St.	13 1	207 H	San Jose St.	4 3			
			76 N	Hawaii	3 11						
			207 N	San Jose St.	12 10						

Non-Div. I Games:

Fresno St.

Fresno St.

223 H Sacramento St.	8	4
223 H Sacramento St.	10	1

Through Games Of Sunday, May 30, 2010

RPI	S	Opponent	Score	
189	H	Loyola Marymount	16	10
189	H	Loyola Marymount	5	12
189	H	Loyola Marymount	2	5
205	H	Santa Clara	10	9
207	H	San Jose St.	3	9
207	H	San Jose St.	10	0
207	H	San Jose St.	3	4
207	H	San Jose St.	4	3
207	N	San Jose St.	12	10
207	N	San Jose St.	13	1
223	H	Sacramento St.	2	12
223	H	Sacramento St.	7	6
223	H	Sacramento St.	10	1
223	H	Sacramento St.	8	4

Fresno St.

F  
r  
e  
s  
n  
o  
s  
t  
.

F  
r  
e  
s  
n  
o  
s  
t  
.

Average RPI Win: 187		WON-LOST RECORD		WINNING PCT. RANK		LAST 15 GAMES		STRENGTH OF SCHEDULE		OPP. STRENGTH OF SCHEDULE		TEAM RPI		ADJ RPI		CONF. RPI		ADJ CONF. RPI				
DIV. I ONLY		19-37-0		.33929 256		6-9-0		183		93		234		.44879 239		9		9				
DIV. I NON-CONF.		8-16-0		.33333 236		0-3-0		299		148		279		.39899 277		10		10				
TOTALS		RPI 1-25		RPI 26-50		W-L RECORDS		RPI 51-100		RPI 101-150		RPI 150+										
19-37-0		0-4-0		3-7-0		OVERALL		1-13-0		1-0-0		14-13-0										
14-19-0		0-2-0		3-3-0		HOME		0-4-0		0-0-0		11-10-0										
5-17-0		0-2-0		0-4-0		AWAY		1-8-0		1-0-0		3-3-0										
0-1-0		0-0-0		0-0-0		NEUTRAL		0-1-0		0-0-0		0-0-0										
8-16-0		0-4-0		0-0-0		NON-CONFERENCE		0-1-0		1-0-0		7-11-0										
7-11-0		0-2-0		0-0-0		HOME		0-1-0		0-0-0		7-8-0										
1-5-0		0-2-0		0-0-		AWAY		0-0-0		1-0-0		0-3-0										
0-0-0		0-0-0		0-0-0		NEUTRAL		0-0-0		0-0-0		0-0-0										
11-21-0		0-0-0		3-7-0		CONFERENCE		1-12-0		0-0-0		7-2-0										
7-8-0		0-0-0		3-3-0		HOME		0-3-0		0-0-0		4-2-0										
4-12-0		0-0-0		0-4-0		AWAY		1-8-0		0-0-0		3-0-0										
0-1-0		0-0-0		0-0-0		NEUTRAL		0-1-0		0-0-0		0-0-0										
RPI	S	Opponent		Score		RPI	S	Opponent		Score		RPI	S	Opponent		Score						
17	A	South Carolina		6	11	26	H	Col. of Charleston		8	5	54	A	Appalachian St.		6	3	119	A	Georgia	10	9
17	H	South Carolina		0	15	26	H	Col. of Charleston		5	19	54	A	Appalachian St.		4	5	153	H	Miami (OH)	5	23
19	A	Clemson		5	8	26	H	Col. of Charleston		11	3	54	A	Appalachian St.		7	10	180	A	Gardner-Webb	6	12
19	H	Clemson		1	12	32	A	Citadel		5	10	55	A	Western Caro.		6	7	180	H	Gardner-Webb	4	15
						32	A	Citadel		5	9	55	A	Western Caro.		7	8	192	A	Charleston So.	5	7
						32	A	Citadel		5	6	55	A	Western Caro.		4	18	192	H	Charleston So.	8	9
						32	A	Citadel		2	4	66	H	Ga. Southern		2	11	213	H	Davidson	6	5
						41	H	Elon		5	4	66	H	Ga. Southern		8	14	213	H	Davidson	9	12
						41	H	Elon		6	9	66	H	Ga. Southern		2	5	213	H	Davidson	7	15
						41	H	Elon		3	5	69	A	Samford		2	3	217	H	Wofford	12	1
												69	A	Samford		1	4	217	H	Wofford	11	10
												69	A	Samford		4	13	217	H	Wofford	14	6
												69	N	Samford		10	13	222	H	UNC Asheville	0	3
												80	H	Michigan St.		6	8	222	H	UNC Asheville	2	14
																		222	H	UNC Asheville	6	5
																		224	A	UNC Greensboro	11	6
																		224	A	UNC Greensboro	11	6
																		224	A	UNC Greensboro	4	3
																		242	H	Dayton	12	3
																		247	H	Ohio	10	7
																		247	H	Ohio	11	9
																		247	H	Ohio	13	8
																		256	A	Presbyterian	4	5
																		256	H	Presbyterian	4	9
																		256	H	Presbyterian	16	10
																		282	H	Western Ill.	6	3
																		282	H	Western Ill.	2	7
				LAST 15 GAMES																		
				69	N	Samford	10	13	217	H	Wofford	11	10	256	A	Presbyterian	4	5				
				32	A	Citadel	5	9	217	H	Wofford	12	1	256	H	Presbyterian	4	9				
				224	A	UNC Greensboro	11	6	217	H	Wofford	14	6	256	H	Presbyterian	16	10				
				224	A	UNC Greensboro	11	6					282	H	Western Ill.	6	3					
				224	A	UNC Greensboro	4	3					282	H	Western Ill.	2	7					

Non-Div. I Games:

Furman

180	H	Gardner-Webb	4	15
17	A	South Carolina	6	11

RPI	S	Opponent	Score	
282	H	Western Ill.	9	19

Furman

F  
u  
r  
m  
a  
n

F  
u  
r  
m  
a  
n

Average RPI Win:		164	WON-LOST	WINNING	LAST 15	STRENGTH OF		OPP. STRENGTH	TEAM	ADJ		CONF.	ADJ CONF.
Average RPI Loss:		66	RECORD	PCT. RANK	GAMES	SCHEDULE		OF SCHEDULE	RPI	RPI		RPI	RPI
DIV. I ONLY			34-24-0	.58621	87	10-5-0		59	105	63		.54481	66
DIV. I NON-CONF.			15-11-0	.57692	104	5-0-0		68	125	77		.53806	79
TOTALS		RPI 1-25	RPI 26-50		W-L RECORDS		RPI 51-100		RPI 101-150		RPI 150+		
34-24-0		0-6-0	2-7-0		OVERALL		6-5-0		5-2-0		21-4-0		
21-13-0		0-3-0	0-3-0		HOME		6-3-0		4-1-0		11-3-0		
13-9-0		0-3-0	2-4-0		AWAY		0-0-0		1-1-0		10-1-0		
0-2-0		0-0-0	0-0-0		NEUTRAL		0-2-0		0-0-0		0-0-0		
15-11-0		0-6-0	0-0-0		NON-CONFERENCE		0-0-0		5-2-0		10-3-0		
12-7-0		0-3-0	0-0-0		HOME		0-0-0		4-1-0		8-3-0		
3-4-0		0-3-0	0-0-		AWAY		0-0-0		1-1-0		2-0-0		
0-0-0		0-0-0	0-0-0		NEUTRAL		0-0-0		0-0-0		0-0-0		
19-13-0		0-0-0	2-7-0		CONFERENCE		6-5-0		0-0-0		11-1-0		
9-6-0		0-0-0	0-3-0		HOME		6-3-0		0-0-0		3-0-0		
10-5-0		0-0-0	2-4-0		AWAY		0-0-0		0-0-0		8-1-0		
0-2-0		0-0-0	0-0-0		NEUTRAL		0-2-0		0-0-0		0-0-0		
RPI S	Opponent	Score	RPI S	Opponent	Score	RPI S	Opponent	Score	RPI S	Opponent	Score		
10 A	Georgia Tech	4 18	26 A	Col. of Charleston	8 11	54 H	Appalachian St.	12 16	106 A	Jacksonville	19 4		
10 A	Georgia Tech	2 6	26 A	Col. of Charleston	4 5	54 H	Appalachian St.	5 2	106 H	Jacksonville	6 5		
10 H	Georgia Tech	0 10	26 A	Col. of Charleston	7 8	54 H	Appalachian St.	8 3	112 H	Marshall	0 8		
10 H	Georgia Tech	5 8	32 H	Citadel	2 7	54 N	Appalachian St.	2 6	112 H	Marshall	4 3		
17 H	South Carolina	5 8	32 H	Citadel	4 9	55 H	Western Caro.	11 14	112 H	Marshall	9 1		
19 A	Clemson	6 22	32 H	Citadel	2 5	55 H	Western Caro.	11 4	113 A	North Florida	3 14		
			41 A	Elon	4 0	55 H	Western Caro.	3 11	113 H	North Florida	3 2		
			41 A	Elon	3 10	55 N	Western Caro.	4 11	152 A	Kennesaw St.	8 7		
			41 A	Elon	5 4	69 H	Samford	14 9	152 H	Kennesaw St.	16 2		
						69 H	Samford	5 2	174 H	Tennessee Tech	9 12		
						69 H	Samford	12 9	174 H	Tennessee Tech	16 9		
									174 H	Tennessee Tech	2 5		
									192 A	Charleston So.	8 6		
									192 H	Charleston So.	12 7		
									213 A	Davidson	9 7		
									213 A	Davidson	14 1		
									213 A	Davidson	15 13		
									217 A	Wofford	6 12		
									217 A	Wofford	10 8		
									217 A	Wofford	11 2		
									218 H	Holy Cross	13 10		
									218 H	Holy Cross	2 3		
									218 H	Holy Cross	19 7		
									224 H	UNC Greensboro	12 0		
									224 H	UNC Greensboro	6 4		
									224 H	UNC Greensboro	8 3		
									239 A	Furman	14 8		
			LAST 15 GAMES										
			54 N	Appalachian St.	2 6	213 A	Davidson	14 1	218 H	Holy Cross	19 7		
			55 N	Western Caro.	4 11	213 A	Davidson	15 13	224 H	UNC Greensboro	12 0		
			32 H	Citadel	2 5	192 H	Charleston So.	12 7	224 H	UNC Greensboro	6 4		
			32 H	Citadel	2 7				224 H	UNC Greensboro	8 3		
			32 H	Citadel	4 9				239 A	Furman	14 8		

Non-Div. I Games:

Ga. Southern

106	A	Jacksonville	19	4
213	A	Davidson	9	7

RPI	S	Opponent	Score	
239	A	Furman	11	2
239	A	Furman	5	2
276	H	Alcorn St.	5	3
276	H	Alcorn St.	11	8
276	H	Alcorn St.	10	7

Average RPI Win: 190		WON-LOST	WINNING	LAST 15	STRENGTH OF		OPP. STRENGTH	TEAM	ADJ	CONF.	ADJ CONF.
Average RPI Loss: 104		RECORD	PCT. RANK	GAMES	SCHEDULE		OF SCHEDULE	RPI	RPI	RPI	RPI
DIV. I ONLY		25-29-0	.46296	185	5-10-0		174	114	174	.48416	180
DIV. I NON-CONF.		15-11-0	.57692	104	2-0-0		214	172	140	.50095	148
TOTALS		RPI 1-25	RPI 26-50		W-L RECORDS		RPI 51-100		RPI 101-150		RPI 150+
25-29-0		0-5-0	0-3-0		OVERALL		5-11-0		3-3-0		17-7-0
12-14-0		0-3-0	0-0-0		HOME		4-8-0		1-1-0		7-2-0
13-15-0		0-2-0	0-3-0		AWAY		1-3-0		2-2-0		10-5-0
0-0-0		0-0-0	0-0-0		NEUTRAL		0-0-0		0-0-0		0-0-0
15-11-0		0-2-0	0-0-0		NON-CONFERENCE		1-5-0		2-1-0		12-3-0
8-6-0		0-0-0	0-0-0		HOME		0-3-0		1-1-0		7-2-0
7-5-0		0-2-0	0-0-0		AWAY		1-2-0		1-0-0		5-1-0
0-0-0		0-0-0	0-0-0		NEUTRAL		0-0-0		0-0-0		0-0-0
10-18-0		0-3-0	0-3-0		CONFERENCE		4-6-0		1-2-0		5-4-0
4-8-0		0-3-0	0-0-0		HOME		4-5-0		0-0-0		0-0-0
6-10-0		0-0-0	0-3-0		AWAY		0-1-0		1-2-0		5-4-0
0-0-0		0-0-0	0-0-0		NEUTRAL		0-0-0		0-0-0		0-0-0
RPI S	Opponent	Score	RPI S	Opponent	Score	RPI S	Opponent	Score	RPI S	Opponent	Score
2 H	Coastal Caro.	2 8	49 A	Liberty	2 11	54 A	Appalachian St.	6 5	102 A	High Point	8 2
2 H	Coastal Caro.	10 24	49 A	Liberty	7 10	54 H	Appalachian St.	2 8	102 A	High Point	2 7
2 H	Coastal Caro.	0 13	49 A	Liberty	4 9	55 A	Western Caro.	9 14	102 A	High Point	10 16
19 A	Clemson	2 13				55 H	Western Caro.	5 6	130 A	Wake Forest	3 2
21 A	North Carolina	5 6				55 H	Western Caro.	3 6	133 H	Marist	7 3
						79 A	East Carolina	5 8	133 H	Marist	5 11
						84 H	Radford	5 4	192 A	Charleston So.	4 18
						84 H	Radford	5 6	192 A	Charleston So.	5 4
						84 H	Radford	10 11	192 A	Charleston So.	9 8
						90 H	VMI	6 13	217 A	Wofford	10 8
						90 H	VMI	10 16	217 A	Wofford	4 3
						90 H	VMI	5 7	217 H	Wofford	22 7
						98 A	Winthrop	3 4	222 A	UNC Asheville	0 3
						98 H	Winthrop	5 4	222 A	UNC Asheville	3 7
						98 H	Winthrop	4 3	222 A	UNC Asheville	15 14
						98 H	Winthrop	3 1	230 A	S.C. Upstate	8 9
									230 A	S.C. Upstate	10 6
									232 H	Harvard	9 0
									236 A	N.C. A&T	5 1
									236 H	N.C. A&T	12 8
									239 A	Furman	15 4
									239 H	Furman	12 6
									248 H	Niagara	11 4
									256 A	Presbyterian	8 5
									256 A	Presbyterian	8 11
									256 A	Presbyterian	19 4
									264 H	Valparaiso	4 10
LAST 15 GAMES			LAST 15 GAMES			LAST 15 GAMES			LAST 15 GAMES		
			98 A	Winthrop	3 4	84 H	Radford	10 11			
			222 A	UNC Asheville	15 14	102 A	High Point	10 16			
			222 A	UNC Asheville	3 7	102 A	High Point	2 7			
			222 A	UNC Asheville	0 3						
			239 A	Furman	15 4						

Non-Div. I Games: Newberry 11 12

Gardner-Webb



84	H	Radford	5	4
84	H	Radford	5	6

RPI	S	Opponent	Score	
264	H	Valparaiso	9	4
264	H	Valparaiso	5	7
270	H	St. Peter's	14	2

Gardner-Webb

G  
a  
r  
d  
n  
e  
r  
-  
W  
e  
b  
b

G  
a  
r  
d  
n  
e  
r  
-  
W  
e  
b  
b

Average RPI Win:	195	WON-LOST	WINNING	LAST 15	STRENGTH OF	OPP. STRENGTH	TEAM	ADJ	CONF.	ADJ CONF.	
Average RPI Loss:	144	RECORD	PCT. RANK	GAMES	SCHEDULE	OF SCHEDULE	RPI	RPI	RPI	RPI	
DIV. I ONLY	28-22-0	.56	104	5-10-0	219	183	154	.4966	155	18	18
DIV. I NON-CONF.	17-9-0	.65385	63	1-2-0	244	183	116	.51284	119	18	18
<hr/>											
TOTALS	RPI 1-25	RPI 26-50		W-L RECORDS		RPI 51-100		RPI 101-150		RPI 150+	
28-22-0	0-1-0	0-2-0		OVERALL		4-4-0		1-3-0		23-12-0	
12-10-0	0-0-0	0-1-0		HOME		1-2-0		0-3-0		11-4-0	
12-10-0	0-1-0	0-1-0		AWAY		3-2-0		0-0-0		9-6-0	
4-2-0	0-0-0	0-0-0		NEUTRAL		0-0-0		1-0-0		3-2-0	
<hr/>											
17-9-0	0-1-0	0-2-0		NON-CONFERENCE		1-1-0		1-0-0		15-5-0	
7-3-0	0-0-0	0-1-0		HOME		0-0-0		0-0-0		7-2-0	
6-4-0	0-1-0	0-0-		AWAY		1-1-0		0-0-0		5-1-0	
4-2-0	0-0-0	0-0-0		NEUTRAL		0-0-0		1-0-0		3-2-0	
<hr/>											
11-13-0	0-0-0	0-0-0		CONFERENCE		3-3-0		0-3-0		8-7-0	
5-7-0	0-0-0	0-0-0		HOME		1-2-0		0-3-0		4-2-0	
6-6-0	0-0-0	0-0-0		AWAY		2-1-0		0-0-0		4-5-0	
0-0-0	0-0-0	0-0-0		NEUTRAL		0-0-0		0-0-0		0-0-0	
<hr/>											
RPI	S	Opponent	Score	RPI	S	Opponent	Score	RPI	S	Opponent	Score
3	A	Virginia	3 10	49	A	Liberty	7 9	75	H	James Madison	11 6
				49	H	Liberty	7 16				
								75	H	James Madison	2 14
								75	H	James Madison	16 21
								84	A	Radford	9 5
								96	A	UNC Wilmington	4 5
								96	A	UNC Wilmington	13 8
								96	A	UNC Wilmington	2 1
								98	A	Winthrop	4 11
										133	N Marist
										147	H VCU
										147	H VCU
										147	H VCU
										165	A Georgia St.
										165	A Georgia St.
										165	A Georgia St.
										166	A Longwood
										166	H Longwood
										168	A Maryland
										168	H Maryland
										181	A Georgetown
										181	H Georgetown
										181	N Georgetown
										181	N Georgetown
										181	N Georgetown
										182	N Northwestern
										182	N Northwestern
										193	H Delaware
										193	H Delaware
										193	H Delaware
										197	A Towson
										197	A Towson
										197	A Towson
										209	A Richmond
										209	H Richmond
										221	H Old Dominion
<hr/>				LAST 15 GAMES				<hr/>			
				197	A	Towson	17 9	49	H	Liberty	7 16
				197	A	Towson	9 19	165	A	Georgia St.	4 5
				197	A	Towson	4 9	165	A	Georgia St.	6 7
				181	H	Georgetown	5 7				
				147	H	VCU	6 10				

Non-Div. I Games:

George Mason

147	H	VCU	9	12
147	H	VCU	0	8

RPI	S	Opponent	Score	
221	H	Old Dominion	9	10
221	H	Old Dominion	8	7
237	A	George Washington	20	6
237	H	George Washington	10	9
246	A	Northeastern	11	1
246	A	Northeastern	5	1
246	A	Northeastern	9	5
266	H	Duquesne	8	4
266	H	Duquesne	10	7
266	H	Duquesne	14	5
292	H	UMBC	19	2
294	A	Coppin St.	20	3

Average RPI Win:	243	WON-LOST RECORD	WINNING PCT. RANK	LAST 15 GAMES		STRENGTH OF SCHEDULE	OPP. STRENGTH OF SCHEDULE	TEAM RPI	ADJ RPI	CONF. RPI	ADJ CONF. RPI		
DIV. I ONLY		26-28-0	.48148	172	5-10-0	272	222	239	.45061	237	24	24	
DIV. I NON-CONF.		12-15-0	.44444	184	1-1-0	273	239	238	.44469	236	23	23	
<hr/>													
TOTALS	RPI 1-25		RPI 26-50		W-L RECORDS		RPI 51-100		RPI 101-150		RPI 150+		
26-28-0	0-4-0		0-0-0		OVERALL		1-2-0		0-3-0		25-19-0		
13-11-0	0-0-0		0-0-0		HOME		1-2-0		0-3-0		12-6-0		
13-17-0	0-4-0		0-0-0		AWAY		0-0-0		0-0-0		13-13-0		
0-0-0	0-0-0		0-0-0		NEUTRAL		0-0-0		0-0-0		0-0-0		
12-15-0	0-4-0		0-0-0		NON-CONFERENCE		0-0-0		0-3-0		12-8-0		
5-7-0	0-0-0		0-0-0		HOME		0-0-0		0-3-0		5-4-0		
7-8-0	0-4-0		0-0-		AWAY		0-0-0		0-0-0		7-4-0		
0-0-0	0-0-0		0-0-0		NEUTRAL		0-0-0		0-0-0		0-0-0		
14-13-0	0-0-0		0-0-0		CONFERENCE		1-2-0		0-0-0		13-11-0		
8-4-0	0-0-0		0-0-0		HOME		1-2-0		0-0-0		7-2-0		
6-9-0	0-0-0		0-0-0		AWAY		0-0-0		0-0-0		6-9-0		
0-0-0	0-0-0		0-0-0		NEUTRAL		0-0-0		0-0-0		0-0-0		
RPI	S	Opponent	Score	RPI	S	Opponent	Score	RPI	S	Opponent	Score		
3	A	Virginia	2 5					82	H	Charlotte	4 7		
21	A	North Carolina	3 6					82	H	Charlotte	5 8		
21	A	North Carolina	5 6					82	H	Charlotte	9 4		
21	A	North Carolina	2 4										
										133	H	Marist	3 6
										133	H	Marist	7 9
										133	H	Marist	6 11
										155	A	George Mason	9 10
										155	H	George Mason	6 20
										170	A	William & Mary	10 6
										173	A	Rhode Island	10 7
										173	A	Rhode Island	2 3
										173	A	Rhode Island	0 7
										181	A	Georgetown	13 10
										181	A	Georgetown	8 9
										181	H	Georgetown	11 13
										181	H	Georgetown	5 9
										197	A	Towson	8 17
										197	H	Towson	5 6
										208	A	Massachusetts	6 5
										208	A	Massachusetts	1 4
										208	A	Massachusetts	13 14
										209	A	Richmond	6 7
										209	A	Richmond	11 8
										209	A	Richmond	11 5
										230	A	S.C. Upstate	9 0
										230	A	S.C. Upstate	5 1
										230	A	S.C. Upstate	12 6
										234	H	Fordham	12 5
										234	H	Fordham	4 11
										234	H	Fordham	8 12

**Non-Div. I Games:**

George Washington

234	H	Fordham	4	11
197	A	Towson	8	17

RPI	S	Opponent	Score	
242	A	Dayton	4	11
242	A	Dayton	7	2
242	A	Dayton	1	16
261	A	Navy	6	9
263	H	St. Bonaventure	8	5
263	H	St. Bonaventure	12	5
263	H	St. Bonaventure	15	4
265	A	Temple	6	7
265	A	Temple	14	5
265	A	Temple	6	17
266	H	Duquesne	14	7
266	H	Duquesne	6	1
266	H	Duquesne	9	5
292	A	UMBC	9	5
292	H	UMBC	9	7
294	H	Coppin St.	11	1
294	H	Coppin St.	11	4
294	H	Coppin St.	16	3
297	A	Md.-East. Shore	6	5
297	H	Md.-East. Shore	5	2

G  
e  
o  
r  
g  
e  
W  
a  
s  
h  
i  
n  
g  
t  
o  
n

G  
e  
o  
r  
g  
e  
W  
a  
s  
h  
i  
n  
g  
t  
o  
n

Average RPI Win:		212	WON-LOST RECORD		WINNING PCT. RANK		LAST 15 GAMES		STRENGTH OF SCHEDULE		OPP. STRENGTH OF SCHEDULE		TEAM RPI		ADJ RPI		CONF. RPI		ADJ CONF. RPI		
DIV. I ONLY			22-31-0		.41509 216		5-10-0		111		202		179		.4834 181		7 7				
DIV. I NON-CONF.			17-9-0		.65385 63		2-1-0		202		296		127		.50927 129		8 8		9 9		
TOTALS		RPI 1-25		RPI 26-50		W-L RECORDS		RPI 51-100		RPI 101-150		RPI 150+									
22-31-0		1-6-0		0-0-0		OVERALL		0-9-0		2-7-0		19-9-0									
10-13-0		1-5-0		0-0-0		HOME		0-3-0		1-2-0		8-3-0									
8-14-0		0-1-0		0-0-0		AWAY		0-6-0		1-5-0		7-2-0									
4-4-0		0-0-0		0-0-0		NEUTRAL		0-0-0		0-0-0		4-4-0									
17-9-0		0-1-0		0-0-0		NON-CONFERENCE		0-0-0		0-0-0		17-8-0									
6-2-0		0-0-0		0-0-0		HOME		0-0-0		0-0-0		6-2-0									
7-3-0		0-1-0		0-0-		AWAY		0-0-0		0-0-0		7-2-0									
4-4-0		0-0-0		0-0-0		NEUTRAL		0-0-0		0-0-0		4-4-0									
5-22-0		1-5-0		0-0-0		CONFERENCE		0-9-0		2-7-0		2-1-0									
4-11-0		1-5-0		0-0-0		HOME		0-3-0		1-2-0		2-1-0									
1-11-0		0-0-0		0-0-0		AWAY		0-6-0		1-5-0		0-0-0									
0-0-0		0-0-0		0-0-0		NEUTRAL		0-0-0		0-0-0		0-0-0									
RPI	S	Opponent		Score		RPI	S	Opponent		Score		RPI	S	Opponent		Score					
3	A	Virginia		5	10					52	H	Rutgers	3	5	105	H	West Virginia	5	6		
7	H	Louisville		3	10					52	H	Rutgers	7	8	105	H	West Virginia	7	5		
7	H	Louisville		0	5					52	H	Rutgers	5	7	105	H	West Virginia	3	4		
7	H	Louisville		2	1					58	A	St. John's (NY)	13	14	136	A	Cincinnati	7	8		
23	H	Connecticut		2	8					58	A	St. John's (NY)	7	8	136	A	Cincinnati	0	10		
23	H	Connecticut		2	3					58	A	St. John's (NY)	5	15	136	A	Cincinnati	4	7		
23	H	Connecticut		8	9					93	A	South Fla.	2	6	143	A	Villanova	7	3		
										93	A	South Fla.	4	8	143	A	Villanova	5	6		
										93	A	South Fla.	2	4	143	A	Villanova	4	16		
														155	A	George Mason	7	5			
														155	H	George Mason	1	4			
														155	N	George Mason	8	4			
														155	N	George Mason	5	4			
														155	N	George Mason	8	9			
														191	H	Notre Dame	10	9			
														191	H	Notre Dame	11	7			
														191	H	Notre Dame	8	12			
														204	N	Maine	3	17			
														204	N	Maine	10	6			
														213	A	Davidson	11	8			
														213	A	Davidson	6	2			
														213	A	Davidson	3	11			
														227	N	Penn	5	7			
														227	N	Penn	4	13			
														227	N	Penn	13	11			
														237	A	George Washington	9	5			
														237	A	George Washington	13	11			

**Non-Div. I Games:**

## Rollins

6

3

## Rollins

8

**5**

Georgetown

105	H	West Virginia	3	4
105	H	West Virginia	7	5

RPI	S	Opponent	Score	
237	H	George Washington	10	13
237	H	George Washington	9	8
261	H	Navy	5	2
278	H	Mt. St. Mary's	8	7
285	A	Norfolk St.	4	7
285	H	Norfolk St.	13	1
292	A	UMBC	12	5
292	H	UMBC	4	3
293	A	Delaware St.	18	7
293	H	Delaware St.	12	1

Georgetown

G  
e  
o  
r  
g  
e  
t  
o  
w  
n

G  
e  
o  
r  
g  
e  
t  
o  
w  
n

Average RPI Win: 108		WON-LOST	WINNING	LAST 15	STRENGTH OF		OPP. STRENGTH	TEAM	ADJ	CONF.	ADJ CONF.
Average RPI Loss: 37		RECORD	PCT. RANK	GAMES	SCHEDULE		OF SCHEDULE	RPI	RPI	RPI	RPI
DIV. I ONLY		16-37-0	.30189	270	4-11-0		8	4	117	.51365	119
DIV. I NON-CONF.		11-13-0	.45833	174	2-1-0		20	28	88	.53196	88
TOTALS		RPI 1-25	RPI 26-50		W-L RECORDS		RPI 51-100		RPI 101-150		RPI 150+
16-37-0		1-24-0	4-7-0		OVERALL		4-3-0		0-0-0		7-3-0
12-17-0		0-8-0	3-6-0		HOME		2-0-0		0-0-0		7-3-0
3-17-0		1-14-0	1-1-0		AWAY		1-2-0		0-0-0		0-0-0
1-3-0		0-2-0	0-0-0		NEUTRAL		1-1-0		0-0-0		0-0-0
11-13-0		0-8-0	1-1-0		NON-CONFERENCE		3-1-0		0-0-0		7-3-0
9-5-0		0-2-0	0-0-0		HOME		2-0-0		0-0-0		7-3-0
1-6-0		0-5-0	1-0-		AWAY		0-0-0		0-0-0		0-0-0
1-2-0		0-1-0	0-0-0		NEUTRAL		1-1-0		0-0-0		0-0-0
5-24-0		1-16-0	3-6-0		CONFERENCE		1-2-0		0-0-0		0-0-0
3-12-0		0-6-0	3-6-0		HOME		0-0-0		0-0-0		0-0-0
2-11-0		1-9-0	0-0-0		AWAY		1-2-0		0-0-0		0-0-0
0-1-0		0-1-0	0-0-0		NEUTRAL		0-0-0		0-0-0		0-0-0
RPI S	Opponent	Score	RPI S	Opponent	Score	RPI S	Opponent	Score	RPI S	Opponent	Score
4 A	Florida	3 4	27 H	Mississippi	1 4	55 H	Western Caro.	13 10	152 H	Kennesaw St.	1 11
4 A	Florida	3 4	27 H	Mississippi	3 4	73 A	Mississippi St.	7 4	162 H	Stetson	12 2
4 A	Florida	3 9	27 H	Mississippi	6 3	73 A	Mississippi St.	10 11	162 H	Stetson	9 8
9 A	Arkansas	2 10	33 H	Kentucky	20 0	73 A	Mississippi St.	8 9	162 H	Stetson	7 5
9 A	Arkansas	5 13	33 H	Kentucky	8 6	81 N	Duke	5 9	165 H	Georgia St.	13 9
9 A	Arkansas	2 10	33 H	Kentucky	11 14	81 N	Duke	10 5	178 H	Siena	9 3
10 A	Georgia Tech	5 6	35 A	Baylor	7 5	98 H	Winthrop	4 2	178 H	Siena	9 10
10 H	Georgia Tech	6 25	35 A	Baylor	2 5				178 H	Siena	12 7
10 N	Georgia Tech	4 6	47 H	Tennessee	11 14				239 H	Furman	9 10
12 N	Alabama	2 13	47 H	Tennessee	5 25				256 H	Presbyterian	11 3
13 A	Vanderbilt	5 17	47 H	Tennessee	1 4						
14 A	Florida St.	5 17									
14 A	Florida St.	2 9									
14 A	Florida St.	1 12									
16 H	Auburn	3 4									
16 H	Auburn	3 20									
16 H	Auburn	3 19									
17 H	South Carolina	0 5									
17 H	South Carolina	4 11									
17 H	South Carolina	7 8									
19 A	Clemson	6 14									
19 H	Clemson	5 15									
22 A	LSU	3 4									
22 A	LSU	12 6									
22 A	LSU	5 15									
			LAST 15 GAMES								
			33 H	Kentucky	11 14	47 H	Tennessee	11 14			
			33 H	Kentucky	20 0	47 H	Tennessee	5 25			
			33 H	Kentucky	8 6	47 H	Tennessee	1 4			
			4 A	Florida	3 9						
			4 A	Florida	3 4						

Non-Div. I Games:

Georgia



4	A	Florida	3	4
165	H	Georgia St.	13	9

G  
e  
o  
r  
g  
i  
a

G  
e  
o  
r  
g  
i  
a

Average RPI Win: 203		WON-LOST	WINNING	LAST 15	STRENGTH OF		OPP. STRENGTH	TEAM	ADJ	CONF.	ADJ CONF.
Average RPI Loss: 132		RECORD	PCT. RANK	GAMES	SCHEDULE		OF SCHEDULE	RPI	RPI	RPI	RPI
DIV. I ONLY		34-23-1	.59483	82	9-6-0		245	187	160	.49263	165
DIV. I NON-CONF.		17-15-0	.53125	128	0-2-0		276	191	203	.46512	208
TOTALS		RPI 1-25	RPI 26-50		W-L RECORDS		RPI 51-100		RPI 101-150		RPI 150+
34-23-1		0-6-0	0-0-0		OVERALL		2-2-0		6-5-1		26-10-0
23-6-0		0-1-0	0-0-0		HOME		0-0-0		0-2-0		23-3-0
10-15-1		0-5-0	0-0-0		AWAY		2-2-0		6-2-1		2-6-0
1-2-0		0-0-0	0-0-0		NEUTRAL		0-0-0		0-1-0		1-1-0
17-15-0		0-6-0	0-0-0		NON-CONFERENCE		0-0-0		4-4-0		13-5-0
12-5-0		0-1-0	0-0-0		HOME		0-0-0		0-2-0		12-2-0
4-9-0		0-5-0	0-0-		AWAY		0-0-0		4-2-0		0-2-0
1-1-0		0-0-0	0-0-0		NEUTRAL		0-0-0		0-0-0		1-1-0
17-8-1		0-0-0	0-0-0		CONFERENCE		2-2-0		2-1-1		13-5-0
11-1-0		0-0-0	0-0-0		HOME		0-0-0		0-0-0		11-1-0
6-6-1		0-0-0	0-0-0		AWAY		2-2-0		2-0-1		2-4-0
0-1-0		0-0-0	0-0-0		NEUTRAL		0-0-0		0-1-0		0-0-0
RPI S	Opponent	Score	RPI S	Opponent	Score	RPI S	Opponent	Score	RPI S	Opponent	Score
10 A	Georgia Tech	3 9				96 A	UNC Wilmington	11 4	119 A	Georgia	9 13
10 H	Georgia Tech	3 14				96 A	UNC Wilmington	8 10	128 A	New Mexico St.	30 24
14 A	Florida St.	7 14				96 A	UNC Wilmington	3 8	128 A	New Mexico St.	11 12
14 A	Florida St.	3 11				96 A	UNC Wilmington	1 0	128 A	New Mexico St.	13 2
14 A	Florida St.	2 12							129 A	Austin Peay	14 4
16 A	Auburn	7 22							131 A	Mercer	8 6
									131 H	Mercer	6 7
									131 H	Mercer	2 7
									147 A	VCU	14 14
									147 A	VCU	7 3
									147 A	VCU	12 7
									147 N	VCU	4 7
									152 A	Kennesaw St.	2 3
									152 H	Kennesaw St.	19 9
									155 H	George Mason	5 4
									155 H	George Mason	7 6
									155 H	George Mason	9 2
									170 H	William & Mary	5 3
									170 H	William & Mary	3 2
									170 H	William & Mary	7 6
									194 N	Centenary (LA)	10 9
									194 N	Centenary (LA)	13 17
									197 A	Towson	18 19
									197 A	Towson	8 14
									197 A	Towson	13 14
									215 H	Hofstra	8 2
									215 H	Hofstra	6 3
			LAST 15 GAMES								
			96 A	UNC Wilmington	8 10	246 H	Northeastern	7 9			
			147 N	VCU	4 7	246 H	Northeastern	10 7			
			170 H	William & Mary	7 6	119 A	Georgia	9 13			
			170 H	William & Mary	5 3						
			170 H	William & Mary	3 2						

Non-Div. I Games:

Georgia St.

Georgia St.

10	A	Georgia Tech	3	9
246	H	Northeastern	10	4

Through Games Of Sunday, May 30, 2010

RPI	S	Opponent	Score	
215	H	Hofstra	9	2
221	A	Old Dominion	16	10
221	A	Old Dominion	2	1
221	A	Old Dominion	1	6
222	H	UNC Asheville	13	6
222	H	UNC Asheville	17	2
230	A	S.C. Upstate	5	8
230	H	S.C. Upstate	7	9
246	H	Northeastern	10	7
246	H	Northeastern	10	4
246	H	Northeastern	7	9
249	H	Air Force	16	9
249	H	Air Force	20	7
249	H	Air Force	5	4
249	H	Air Force	6	7
299	H	Alabama St.	23	1
299	H	Alabama St.	27	3
300	H	N.C. Central	32	3
300	H	N.C. Central	14	0
300	H	N.C. Central	24	2
300	H	N.C. Central	33	5

Georgia St.

G  
e  
o  
r  
g  
i  
a  
S  
t  
.

G  
e  
o  
r  
g  
i  
a  
S  
t  
.

Average RPI Win: 97		WON-LOST	WINNING	LAST 15	STRENGTH OF		OPP. STRENGTH	TEAM	ADJ		CONF.	ADJ CONF.
Average RPI Loss: 53		RECORD	PCT. RANK	GAMES	SCHEDULE		OF SCHEDULE	RPI	RPI		RPI	RPI
DIV. I ONLY		45-13-0	.77586	7	9-6-0		46	14	10		3	3
DIV. I NON-CONF.		23-2-0	.92	2	4-2-0		153	53	11		3	3
TOTALS		RPI 1-25	RPI 26-50		W-L RECORDS		RPI 51-100		RPI 101-150		RPI 150+	
45-13-0		10-6-0	5-6-0		OVERALL		10-0-0		9-0-0		13-3-0	
29-4-0		6-3-0	1-2-0		HOME		8-0-0		6-0-0		10-1-0	
14-7-0		4-2-0	3-3-0		AWAY		2-0-0		2-0-0		3-2-0	
2-2-0		0-1-0	1-1-0		NEUTRAL		0-0-0		1-0-0		0-0-0	
23-2-0		1-2-0	0-0-0		NON-CONFERENCE		7-0-0		6-0-0		11-2-0	
19-3-0		1-2-0	0-0-0		HOME		5-0-0		3-0-0		10-1-0	
5-1-0		0-0-0	0-0-		AWAY		2-0-0		2-0-0		1-1-0	
1-0-0		0-0-0	0-0-0		NEUTRAL		0-0-0		1-0-0		0-0-0	
22-11-0		9-4-0	5-6-0		CONFERENCE		3-0-0		3-0-0		2-1-0	
12-3-0		5-1-0	1-2-0		HOME		3-0-0		3-0-0		0-0-0	
9-6-0		4-2-0	3-3-0		AWAY		0-0-0		0-0-0		2-1-0	
1-2-0		0-1-0	1-1-0		NEUTRAL		0-0-0		0-0-0		0-0-0	
RPI S	Opponent	Score	RPI S	Opponent	Score	RPI S	Opponent	Score	RPI S	Opponent	Score	
3 A	Virginia	9 7	34 H	Virginia Tech	14 12	52 H	Rutgers	9 4	119 A	Georgia	25 6	
3 A	Virginia	1 9	34 H	Virginia Tech	1 3	52 H	Rutgers	19 5	119 H	Georgia	6 5	
3 A	Virginia	4 7	34 H	Virginia Tech	3 10	52 H	Rutgers	5 0	119 N	Georgia	6 4	
8 H	Miami (FL)	6 3	34 N	Virginia Tech	2 6	66 A	Ga. Southern	8 5	130 H	Wake Forest	9 1	
8 H	Miami (FL)	14 3	42 A	Boston College	3 6	66 A	Ga. Southern	10 0	130 H	Wake Forest	6 5	
8 H	Miami (FL)	2 9	42 A	Boston College	7 5	66 H	Ga. Southern	6 2	130 H	Wake Forest	15 8	
12 H	Alabama	1 8	42 A	Boston College	15 8	66 H	Ga. Southern	18 4	131 A	Mercer	15 8	
12 H	Alabama	5 2	47 A	North Carolina St.	2 4	81 H	Duke	13 3	131 H	Mercer	10 0	
12 H	Alabama	8 10	47 A	North Carolina St.	5 6	81 H	Duke	21 5	131 H	Mercer	19 4	
19 H	Clemson	11 3	47 A	North Carolina St.	5 3	81 H	Duke	9 4	152 A	Kennesaw St.	4 7	
19 H	Clemson	8 6	47 N	North Carolina St.	17 5				152 H	Kennesaw St.	8 2	
19 H	Clemson	4 3							165 A	Georgia St.	14 3	
19 N	Clemson	3 9							165 H	Georgia St.	9 3	
21 A	North Carolina	13 5							168 A	Maryland	24 4	
21 A	North Carolina	2 1							168 A	Maryland	2 5	
21 A	North Carolina	11 8							168 A	Maryland	10 3	
									177 H	Xavier	5 4	
									177 H	Xavier	6 7	
									177 H	Xavier	15 0	
									186 H	Missouri St.	4 0	
									186 H	Missouri St.	13 0	
									186 H	Missouri St.	20 3	
									219 H	Ill.-Chicago	5 2	
									219 H	Ill.-Chicago	11 5	
									219 H	Ill.-Chicago	8 4	
			LAST 15 GAMES									
			12 H	Alabama	8 10	42 A	Boston College	3 6				
			12 H	Alabama	1 8	42 A	Boston College	7 5				
			12 H	Alabama	5 2	42 A	Boston College	15 8				
			131 H	Mercer	10 0							
			19 N	Clemson	3 9							

Non-Div. I Games:

Georgia Tech

47 N North Carolina St.	17	5
34 N Virginia Tech	2	6

Average RPI Win: 155		WON-LOST	WINNING	LAST 15	STRENGTH OF		OPP. STRENGTH	TEAM	ADJ	CONF.	ADJ CONF.
Average RPI Loss: 97		RECORD	PCT. RANK	GAMES	SCHEDULE		OF SCHEDULE	RPI	RPI	RPI	RPI
DIV. I ONLY		20-36-0	.35714	245	6-9-0		115	97	194	.47894	190
DIV. I NON-CONF.		12-23-0	.34286	234	0-2-0		55	48	176	.48861	173
TOTALS		RPI 1-25	RPI 26-50		W-L RECORDS		RPI 51-100		RPI 101-150		RPI 150+
20-36-0		0-1-0	0-11-0		OVERALL		4-11-0		5-5-0		11-8-0
5-15-0		0-1-0	0-3-0		HOME		0-5-0		2-3-0		3-3-0
11-16-0		0-0-0	0-8-0		AWAY		3-4-0		2-1-0		6-3-0
4-5-0		0-0-0	0-0-0		NEUTRAL		1-2-0		1-1-0		2-2-0
12-23-0		0-1-0	0-8-0		NON-CONFERENCE		4-8-0		2-2-0		6-4-0
1-7-0		0-1-0	0-3-0		HOME		0-2-0		1-1-0		0-0-0
7-11-0		0-0-0	0-0-0		AWAY		3-4-0		0-0-0		4-2-0
4-5-0		0-0-0	0-0-0		NEUTRAL		1-2-0		1-1-0		2-2-0
8-13-0		0-0-0	0-3-0		CONFERENCE		0-3-0		3-3-0		5-4-0
4-8-0		0-0-0	0-0-0		HOME		0-3-0		1-2-0		3-3-0
4-5-0		0-0-0	0-3-0		AWAY		0-0-0		2-1-0		2-1-0
0-0-0		0-0-0	0-0-0		NEUTRAL		0-0-0		0-0-0		0-0-0
RPI S	Opponent	Score	RPI S	Opponent	Score	RPI S	Opponent	Score	RPI S	Opponent	Score
24 H	Arizona	4 5	28 A	Washington St.	5 7	59 N	Kansas	5 9	110 H	BYU	2 3
			28 A	Washington St.	4 5	60 A	Texas Tech	13 9	110 H	BYU	9 7
			28 H	Washington St.	0 2	60 A	Texas Tech	7 9	127 N	Pacific	1 6
			29 A	San Diego	7 17	68 A	Washington	4 12	128 N	New Mexico St.	9 3
			29 A	San Diego	5 18	68 A	Washington	11 1	132 A	San Francisco	6 2
			29 A	San Diego	4 9	68 H	Washington	1 3	132 A	San Francisco	9 20
			31 H	Oregon	10 19	68 H	Washington	1 5	132 A	San Francisco	3 2
			31 H	Oregon	2 7	68 N	Washington	9 10	148 H	Pepperdine	2 11
			45 A	UC Irvine	1 13	74 N	Missouri	10 6	148 H	Pepperdine	5 10
			45 A	UC Irvine	4 6	76 A	Hawaii	7 6	148 H	Pepperdine	16 3
			45 A	UC Irvine	5 8	76 A	Hawaii	1 3	161 A	Utah Valley	23 12
						76 A	Hawaii	5 6	161 A	Utah Valley	8 3
						94 H	Portland	1 2	161 A	Utah Valley	17 21
						94 H	Portland	2 6	189 H	Loyola Marymount	5 3
						94 H	Portland	3 7	189 H	Loyola Marymount	6 1
									189 H	Loyola Marymount	8 4
									191 N	Notre Dame	3 6
									194 A	Centenary (LA)	12 5
									194 A	Centenary (LA)	1 2
									194 A	Centenary (LA)	9 2
									205 H	Santa Clara	1 6
									205 H	Santa Clara	3 15
									205 H	Santa Clara	3 7
									210 A	St. Mary's (CA)	5 12
									210 A	St. Mary's (CA)	8 7
									210 A	St. Mary's (CA)	10 5
									223 N	Sacramento St.	2 8
			LAST 15 GAMES								
			94 H	Portland	3 7	210 A	St. Mary's (CA)	10 5			
			94 H	Portland	2 6	210 A	St. Mary's (CA)	8 7			
			94 H	Portland	1 2	210 A	St. Mary's (CA)	5 12			
			28 H	Washington St.	0 2						
			189 H	Loyola Marymount	6 1						

Non-Div. I Games:

Gonzaga

189	H	Loyola Marymount	5	3
189	H	Loyola Marymount	8	4

RPI	S	Opponent	Score	
233	N	Bradley	6	4
233	N	Bradley	8	6

Gonzaga

G  
o  
n  
z  
a  
g  
a

G  
o  
n  
z  
a  
g  
a

Average RPI Win: 276		WON-LOST RECORD		WINNING PCT. RANK		LAST 15 GAMES		STRENGTH OF SCHEDULE		OPP. STRENGTH OF SCHEDULE		TEAM RPI		ADJ RPI		CONF. RPI		ADJ CONF. RPI					
DIV. I ONLY		20-30-0		.4 226		8-7-0		288		285		274		.41536 272		32		32					
DIV. I NON-CONF.		1-15-0		.0625 295		0-2-0		168		160		286		.38562 284		32		32					
TOTALS		RPI 1-25		RPI 26-50		W-L RECORDS		RPI 51-100		RPI 101-150		RPI 150+											
20-30-0		0-1-0		0-1-0		OVERALL		0-5-0		0-3-0		20-22-0											
8-12-0		0-0-0		0-0-0		HOME		0-1-0		0-0-0		8-11-0											
8-18-0		0-1-0		0-0-0		AWAY		0-4-0		0-3-0		8-11-0											
4-1-0		0-0-0		0-1-0		NEUTRAL		0-0-0		0-0-0		4-0-0											
1-15-0		0-1-0		0-1-0		NON-CONFERENCE		0-5-0		0-3-0		1-7-0											
0-3-0		0-0-0		0-0-0		HOME		0-1-0		0-0-0		0-2-0											
1-13-0		0-1-0		0-0-		AWAY		0-4-0		0-3-0		1-5-0											
0-1-0		0-0-0		0-1-0		NEUTRAL		0-0-0		0-0-0		0-0-0											
19-15-0		0-0-0		0-0-0		CONFERENCE		0-0-0		0-0-0		19-15-0											
8-9-0		0-0-0		0-0-0		HOME		0-0-0		0-0-0		8-9-0											
7-6-0		0-0-0		0-0-0		AWAY		0-0-0		0-0-0		7-6-0											
4-0-0		0-0-0		0-0-0		NEUTRAL		0-0-0		0-0-0		4-0-0											
RPI	S	Opponent		Score		RPI	S	Opponent		Score		RPI	S	Opponent		Score		RPI	S	Opponent		Score	
9	A	Arkansas		7	19	39	N	Kansas St.		8	9	63	A	Northwestern St.		2	16	134	A	Dallas Baptist		1	14
												63	H	Northwestern St.		3	5	134	A	Dallas Baptist		6	18
												91	A	Stephen F. Austin		0	4	134	A	Dallas Baptist		0	18
												91	A	Stephen F. Austin		4	9	157	A	Louisiana Tech		1	11
												91	A	Stephen F. Austin		3	12	157	H	Louisiana Tech		3	20
														194 A Centenary (LA)				194	A	Centenary (LA)		5	6
														194 A Centenary (LA)				194	A	Centenary (LA)		2	10
														194 A Centenary (LA)				194	A	Centenary (LA)		2	7
														194 A Centenary (LA)				194	A	Centenary (LA)		0	10
														196 A La.-Monroe				196	A	La.-Monroe		15	5
														196 H La.-Monroe				196	H	La.-Monroe		7	19
														231 A Southern U.				231	A	Southern U.		11	5
														231 A Southern U.				231	A	Southern U.		12	14
														231 A Southern U.				231	A	Southern U.		6	16
														231 H Southern U.				231	H	Southern U.		5	9
														231 H Southern U.				231	H	Southern U.		1	5
														231 H Southern U.				231	H	Southern U.		1	7
														254 A Texas Southern				254	A	Texas Southern		12	9
														254 A Texas Southern				254	A	Texas Southern		19	7
														254 A Texas Southern				254	A	Texas Southern		4	5
														254 H Texas Southern				254	H	Texas Southern		8	11
														254 H Texas Southern				254	H	Texas Southern		5	6
														254 H Texas Southern				254	H	Texas Southern		3	13
														254 N Texas Southern				254	N	Texas Southern		7	2
														260 A Jackson St.				260	A	Jackson St.		10	11
														260 H Jackson St.				260	H	Jackson St.		15	14
														276 H Alcorn St.				276	H	Alcorn St.		24	10
Non-Div. I Games: Jarvis Christian 14 1																							
Jarvis Christian 14 1																							
Grambling																							

## LAST 15 GAMES

39 N	Kansas St.	8	9
9 A	Arkansas	7	19
276 N	Alcorn St.	15	2
254 N	Texas Southern	7	2
299 N	Alabama St.	17	2

260 H	Jackson St.	15	14
260 A	Jackson St.	10	11
231 H	Southern U.	1	7

254 H	Texas Southern	3	13
260 A	Jackson St.	10	11
260 H	Jackson St.	15	14
276 H	Alcorn St.	24	10



Grambling

287 N Mississippi Val.	8	4
287 H Mississippi Val.	13	3

Through Games Of Sunday, May 30, 2010

RPI	S	Opponent	Score	
276	N	Alcorn St.	15	2
287	H	Mississippi Val.	13	3
287	N	Mississippi Val.	8	4
290	A	Ark.-Pine Bluff	13	24
290	A	Ark.-Pine Bluff	5	1
290	A	Ark.-Pine Bluff	9	2
290	H	Ark.-Pine Bluff	3	4
290	H	Ark.-Pine Bluff	12	11
290	H	Ark.-Pine Bluff	10	11
295	A	Prairie View	13	8
295	A	Prairie View	6	12
295	A	Prairie View	10	5
295	H	Prairie View	19	14
295	H	Prairie View	13	12
295	H	Prairie View	9	19
299	H	Alabama St.	10	2
299	H	Alabama St.	6	5
299	N	Alabama St.	17	2

Grambling

G  
r  
a  
m  
b  
l  
i  
n  
g

G  
r  
a  
m  
b  
l  
i  
n  
g

Average RPI Win: 228		WON-LOST	WINNING	LAST 15	STRENGTH OF		OPP. STRENGTH	TEAM	ADJ		CONF.	ADJ CONF.			
Average RPI Loss: 203		RECORD	PCT. RANK	GAMES	SCHEDULE		OF SCHEDULE	RPI	RPI		RPI	RPI			
DIV. I ONLY		11-37-0	.22917	288	3-12-0		235	278	284	.38986	284	29			
DIV. I NON-CONF.		6-18-0	.25	261	0-2-0		114	277	255	.42875	258	28			
TOTALS		RPI 1-25	RPI 26-50		W-L RECORDS		RPI 51-100		RPI 101-150		RPI 150+				
11-37-0		0-2-0	0-0-0		OVERALL		1-2-0		0-1-0		10-32-0				
7-20-0		0-1-0	0-0-0		HOME		0-0-0		0-0-0		7-19-0				
4-16-0		0-1-0	0-0-0		AWAY		1-2-0		0-1-0		3-12-0				
0-1-0		0-0-0	0-0-0		NEUTRAL		0-0-0		0-0-0		0-1-0				
6-18-0		0-2-0	0-0-0		NON-CONFERENCE		1-2-0		0-1-0		5-13-0				
4-9-0		0-1-0	0-0-0		HOME		0-0-0		0-0-0		4-8-0				
2-8-0		0-1-0	0-0-		AWAY		1-2-0		0-1-0		1-4-0				
0-1-0		0-0-0	0-0-0		NEUTRAL		0-0-0		0-0-0		0-1-0				
5-19-0		0-0-0	0-0-0		CONFERENCE		0-0-0		0-0-0		5-19-0				
3-11-0		0-0-0	0-0-0		HOME		0-0-0		0-0-0		3-11-0				
2-8-0		0-0-0	0-0-0		AWAY		0-0-0		0-0-0		2-8-0				
0-0-0		0-0-0	0-0-0		NEUTRAL		0-0-0		0-0-0		0-0-0				
RPI	S	Opponent	Score		RPI	S	Opponent	Score		RPI	S	Opponent	Score		
23	A	Connecticut	2	19						78	A	UCF	12	11	
23	H	Connecticut	2	12						78	A	UCF	4	24	
										78	A	UCF	9	22	
										133	A	Marist	1	10	
										173	A	Rhode Island	9	14	
										184	A	Bryant	1	14	
										184	H	Bryant	4	7	
										185	H	Binghamton	9	20	
										185	H	Binghamton	5	16	
										185	H	Binghamton	8	26	
										185	H	Binghamton	1	4	
										188	H	Sacred Heart	2	0	
										188	H	Sacred Heart	5	4	
										195	A	Central Conn. St.	12	11	
										195	H	Central Conn. St.	6	19	
										204	A	Maine	3	4	
										204	A	Maine	1	4	
										204	A	Maine	7	14	
										204	H	Maine	7	6	
										204	H	Maine	4	12	
										204	H	Maine	3	10	
										208	A	Massachusetts	6	14	
										216	A	Stony Brook	3	13	
										216	A	Stony Brook	5	18	
					LAST 15 GAMES						216	A	Stony Brook	4	6
					280	A	Albany (NY)	13	18	216	A	Stony Brook	2	3	
					280	A	Albany (NY)	4	0	204	H	Maine	4	12	
					280	A	Albany (NY)	5	3	204	H	Maine	3	10	
					173	A	Rhode Island	9	14						
					216	A	Stony Brook	4	6						
										232	H	Harvard	4	6	
										232	H	Harvard	5	6	
										244	H	Yale	7	12	

Non-Div. I Games:

Hartford

216 A Stony Brook	5	18
216 A Stony Brook	3	13

RPI	S	Opponent	Score	
244	H	Yale	0	10
244	H	Yale	5	17
244	H	Yale	8	7
245	N	Akron	8	12
250	H	Fairfield	16	24
280	A	Albany (NY)	4	0
280	A	Albany (NY)	13	18
280	A	Albany (NY)	5	3
280	H	Albany (NY)	0	8
280	H	Albany (NY)	0	2
280	H	Albany (NY)	7	5
281	H	Quinnipiac	10	4
292	H	UMBC	4	5
292	H	UMBC	10	2
292	H	UMBC	9	14
292	H	UMBC	4	6

Hartford

H  
a  
r  
t  
f  
o  
r  
d

H  
a  
r  
t  
f  
o  
r  
d

Average RPI Win: 217		WON-LOST	WINNING	LAST 15	STRENGTH OF		OPP. STRENGTH	TEAM	ADJ	CONF.	ADJ CONF.
Average RPI Loss: 160		RECORD	PCT. RANK	GAMES	SCHEDULE		OF SCHEDULE	RPI	RPI	RPI	RPI
DIV. I ONLY		17-26-0	.39535	228	6-9-0		213	214	236	.4536	232
DIV. I NON-CONF.		7-16-0	.30435	248	0-3-0		177	214	245	.44085	243
TOTALS		RPI 1-25	RPI 26-50		W-L RECORDS		RPI 51-100		RPI 101-150		RPI 150+
17-26-0	0-0-0	0-3-0		OVERALL		0-4-0		2-5-0		15-14-0	
6-5-0	0-0-0	0-0-0		HOME		0-0-0		2-2-0		4-3-0	
8-16-0	0-0-0	0-1-0		AWAY		0-4-0		0-3-0		8-8-0	
3-5-0	0-0-0	0-2-0		NEUTRAL		0-0-0		0-0-0		3-3-0	
7-16-0	0-0-0	0-3-0		NON-CONFERENCE		0-4-0		0-1-0		7-8-0	
0-1-0	0-0-0	0-0-0		HOME		0-0-0		0-0-0		0-1-0	
4-10-0	0-0-0	0-0-		AWAY		0-4-0		0-1-0		4-4-0	
3-5-0	0-0-0	0-2-0		NEUTRAL		0-0-0		0-0-0		3-3-0	
10-10-0	0-0-0	0-0-0		CONFERENCE		0-0-0		2-4-0		8-6-0	
6-4-0	0-0-0	0-0-0		HOME		0-0-0		2-2-0		4-2-0	
4-6-0	0-0-0	0-0-0		AWAY		0-0-0		0-2-0		4-4-0	
0-0-0	0-0-0	0-0-0		NEUTRAL		0-0-0		0-0-0		0-0-0	
RPI S	Opponent	Score	RPI S	Opponent	Score	RPI S	Opponent	Score	RPI S	Opponent	Score
39 N	Kansas St.	1 6	82 A	Charlotte	3 15	114 A	Minnesota	1 7	145 A	Dartmouth	0 9
42 A	Boston College	3 7	82 A	Charlotte	1 4	145 A	Dartmouth	7 9	145 H	Dartmouth	15 7
42 N	Boston College	9 10	82 A	Charlotte	10 18	145 H	Dartmouth	8 4	146 H	Columbia	4 7
			98 A	Winthrop	5 12	146 H	Columbia	1 24	160 N	South Dakota St.	4 7
						162 A	Stetson	6 5	179 N	Creighton	5 2
						180 A	Gardner-Webb	0 9	183 A	Cornell	12 6
						183 A	Cornell	2 11	184 H	Bryant	0 5
						188 N	Sacred Heart	0 1	188 N	Sacred Heart	3 2
						191 N	Notre Dame	9 6	208 N	Massachusetts	11 15
						218 A	Holy Cross	1 14	224 A	UNC Greensboro	3 4
						224 A	UNC Greensboro	7 12	224 A	UNC Greensboro	7 12
						227 H	Penn	10 9	227 H	Penn	12 9
						240 H	Brown	3 10	240 H	Brown	1 7
						240 H	Brown	6 2	240 H	Brown	9 0
						240 H	Brown				
LAST 15 GAMES			42 A	Boston College	3 7	244 A	Yale	1 15	244 A	Yale	7 4
			145 A	Dartmouth	7 9	208 N	Massachusetts	11 15			
			145 A	Dartmouth	0 9						
			145 H	Dartmouth	15 7						
			145 H	Dartmouth	8 4						

Non-Div. I Games:

Harvard

244	A	Yale	3	8
244	A	Yale	14	12

RPI	S	Opponent	Score	
244	A	Yale	3	8
244	A	Yale	7	4
244	A	Yale	1	15
244	A	Yale	14	12
246	A	Northeastern	13	12
258	A	Princeton	3	4
258	A	Princeton	4	2
284	A	Hartford	6	4
284	A	Hartford	6	5

Harvard

H  
a  
r  
v  
a  
r  
d

H  
a  
r  
v  
a  
r  
d



77 N Fresno St.	5	14
77 N Fresno St.	11	3

RPI	S	Opponent	Score	
249	H	Air Force	4	0
249	H	Air Force	9	5
249	H	Air Force	13	1

H  
a  
w  
a  
i  
i

H  
a  
w  
a  
i  
i

Hawaii

Average RPI Win: 167		WON-LOST	WINNING	LAST 15	STRENGTH OF		OPP. STRENGTH	TEAM	ADJ	CONF.	ADJ CONF.
Average RPI Loss: 86		RECORD	PCT. RANK	GAMES	SCHEDULE		OF SCHEDULE	RPI	RPI	RPI	RPI
DIV. I ONLY		31-29-0	.51667	143	104		108	100	.51981	102	11
DIV. I NON-CONF.		14-15-0	.48276	155	127		142	144	.50298	140	11
TOTALS		RPI 1-25	RPI 26-50		W-L RECORDS		RPI 51-100		RPI 101-150		RPI 150+
31-29-0	0-5-0	3-5-0		OVERALL		7-13-0		1-1-0		20-5-0	
20-11-0	0-0-0	0-1-0		HOME		4-7-0		1-0-0		15-3-0	
9-16-0	0-4-0	2-3-0		AWAY		2-6-0		0-1-0		5-2-0	
2-2-0	0-1-0	1-1-0		NEUTRAL		1-0-0		0-0-0		0-0-0	
14-15-0	0-1-0	1-2-0		NON-CONFERENCE		2-8-0		1-1-0		10-3-0	
13-6-0	0-0-0	0-1-0		HOME		2-3-0		1-0-0		10-2-0	
1-9-0	0-1-0	1-0-		AWAY		0-5-0		0-1-0		0-1-0	
0-0-0	0-0-0	0-0-0		NEUTRAL		0-0-0		0-0-0		0-0-0	
17-14-0	0-4-0	2-3-0		CONFERENCE		5-5-0		0-0-0		10-2-0	
7-5-0	0-0-0	0-0-0		HOME		2-4-0		0-0-0		5-1-0	
8-7-0	0-3-0	1-2-0		AWAY		2-1-0		0-0-0		5-1-0	
2-2-0	0-1-0	1-1-0		NEUTRAL		1-0-0		0-0-0		0-0-0	
RPI S	Opponent	Score	RPI S	Opponent	Score	RPI S	Opponent	Score	RPI S	Opponent	Score
2 A	Coastal Caro.	9 <b>10</b>	41 A	Elon	6 4	54 A	Appalachian St.	7 <b>12</b>	130 A	Wake Forest	7 <b>8</b>
2 A	Coastal Caro.	4 <b>14</b>	41 H	Elon	3 <b>8</b>	54 H	Appalachian St.	2 <b>7</b>	130 H	Wake Forest	11 3
2 A	Coastal Caro.	2 <b>7</b>	47 A	North Carolina St.	3 <b>10</b>	55 A	Western Caro.	11 <b>17</b>	172 H	Eastern Ky.	16 5
2 N	Coastal Caro.	9 <b>15</b>	49 A	Liberty	8 <b>14</b>	55 H	Western Caro.	5 <b>6</b>	172 H	Eastern Ky.	6 4
21 A	North Carolina	2 <b>6</b>	49 A	Liberty	4 <b>6</b>	79 A	East Carolina	5 <b>7</b>	172 H	Eastern Ky.	25 16
			49 A	Liberty	5 4	79 H	East Carolina	13 12	180 H	Gardner-Webb	16 10
			49 N	Liberty	2 1	81 A	Duke	1 <b>13</b>	180 H	Gardner-Webb	7 2
			49 N	Liberty	5 <b>9</b>	81 H	Duke	11 <b>13</b>	180 H	Gardner-Webb	2 <b>8</b>
						82 A	Charlotte	4 <b>6</b>	192 A	Charleston So.	10 8
						82 H	Charlotte	6 5	192 A	Charleston So.	16 11
						84 H	Radford	4 <b>9</b>	192 A	Charleston So.	15 7
						84 H	Radford	17 <b>18</b>	197 H	Towson	15 4
						84 H	Radford	13 12	197 H	Towson	15 13
						84 N	Radford	10 8	197 H	Towson	13 0
						90 H	VMI	4 <b>5</b>	209 H	Richmond	5 4
						90 H	VMI	2 <b>5</b>	209 H	Richmond	1 <b>2</b>
						90 H	VMI	15 14	222 H	UNC Asheville	9 1
						98 A	Winthrop	15 9	222 H	UNC Asheville	17 10
						98 A	Winthrop	4 <b>8</b>	222 H	UNC Asheville	7 1
						98 A	Winthrop	15 4	236 A	N.C. A&T	3 <b>15</b>
									236 H	N.C. A&T	8 <b>13</b>
									256 A	Presbyterian	7 4
									256 A	Presbyterian	9 <b>10</b>
									256 A	Presbyterian	17 3
									283 H	Fairleigh Dickinson	16 1
									283 H	Fairleigh Dickinson	20 14
									283 H	Fairleigh Dickinson	7 6

Non-Div. I Games:

High Point



192 A Charleston So.	10	8
192 A Charleston So.	15	7

H  
i  
g  
h  
P  
o  
i  
n  
t

H  
i  
g  
h  
P  
o  
i  
n  
t

Average RPI Win:		203	WON-LOST RECORD		WINNING PCT. RANK		LAST 15 GAMES		STRENGTH OF SCHEDULE		OPP. STRENGTH OF SCHEDULE		TEAM RPI		ADJ RPI		CONF. RPI		ADJ CONF. RPI	
DIV. I ONLY			20-28-1	.41837	211	6-8-1		200		177		210		.4646	215	18		18		
DIV. I NON-CONF.			10-14-1	.42	197	1-0-1		200		141		201		.46691	204	18		18		
TOTALS		RPI 1-25		RPI 26-50		W-L RECORDS		RPI 51-100		RPI 101-150		RPI 150+								
20-28-1		0-3-0		0-0-0		OVERALL		2-6-0		0-3-0		18-16-1								
13-9-0		0-0-0		0-0-0		HOME		2-2-0		0-3-0		11-4-0								
7-19-1		0-3-0		0-0-0		AWAY		0-4-0		0-0-0		7-12-1								
0-0-0		0-0-0		0-0-0		NEUTRAL		0-0-0		0-0-0		0-0-0								
10-14-1		0-3-0		0-0-0		NON-CONFERENCE		1-4-0		0-0-0		9-7-1								
9-1-0		0-0-0		0-0-0		HOME		1-0-0		0-0-0		8-1-0								
1-13-1		0-3-0		0-0-		AWAY		0-4-0		0-0-0		1-6-1								
0-0-0		0-0-0		0-0-0		NEUTRAL		0-0-0		0-0-0		0-0-0								
10-14-0		0-0-0		0-0-0		CONFERENCE		1-2-0		0-3-0		9-9-0								
4-8-0		0-0-0		0-0-0		HOME		1-2-0		0-3-0		3-3-0								
6-6-0		0-0-0		0-0-0		AWAY		0-0-0		0-0-0		6-6-0								
0-0-0		0-0-0		0-0-0		NEUTRAL		0-0-0		0-0-0		0-0-0								
RPI	S	Opponent		Score		RPI	S	Opponent		Score		RPI	S	Opponent		Score				
14	A	Florida St.		1	13			58	A	St. John's (NY)		6	7	147	H	VCU		5	13	
14	A	Florida St.		4	14			61	A	Troy		2	18	147	H	VCU		4	10	
14	A	Florida St.	0	13	61			A	Troy		2	22	147	H	VCU		6	15		
					61			A	Troy		3	8	156	H	Army		11	9		
75	H	James Madison		7	12			164	A	Penn St.		7	1							
75	H	James Madison		9	17			164	A	Penn St.		1	2							
75	H	James Madison		6	4			164	A	Penn St.		4	9							
88	H	Manhattan		11	7			164	A	Penn St.		4	8							
								165	A	Georgia St.		3	6							
								165	A	Georgia St.		2	8							
								165	A	Georgia St.		2	9							
								168	A	Maryland		5	7							
								168	A	Maryland		3	6							
								168	A	Maryland		3	10							
								170	H	William & Mary		16	3							
								170	H	William & Mary		6	4							
								170	H	William & Mary		4	3							
								193	A	Delaware		14	13							
								193	A	Delaware		1	11							
								193	A	Delaware		10	25							
								197	A	Towson		4	5							
								197	A	Towson		13	7							
								197	A	Towson		17	8							
								216	H	Stony Brook		12	10							
								221	H	Old Dominion		4	9							
								221	H	Old Dominion		14	15							
								221	H	Old Dominion		10	14							
LAST 15 GAMES																				
						221	H	Old Dominion		4	9	193	A	Delaware		10	25			
						221	H	Old Dominion		14	15	193	A	Delaware		14	13			
						221	H	Old Dominion		10	14	277	H	Long Island		11	10			
						75	H	James Madison		7	12									
						75	H	James Madison		6	4									

Non-Div. I Games:

Hofstra

75	H	James Madison	9	17
193	A	Delaware	1	11

RPI	S	Opponent	Score	
246	A	Northeastern	5	2
246	A	Northeastern	9	6
246	A	Northeastern	6	1
250	H	Fairfield	12	11
250	H	Fairfield	7	4
250	H	Fairfield	11	0
250	H	Fairfield	15	3
257	A	NYIT	12	12
257	H	NYIT	10	12
257	H	NYIT	22	11
277	H	Long Island	11	10

Hofstra

H  
o  
f  
s  
t  
r  
a

H  
o  
f  
s  
t  
r  
a

Average RPI Win: 237		WON-LOST	WINNING	LAST 15	STRENGTH OF		OPP. STRENGTH	TEAM	ADJ	CONF.	ADJ CONF.
Average RPI Loss: 172		RECORD	PCT. RANK	GAMES	SCHEDULE		OF SCHEDULE	RPI	RPI	RPI	RPI
DIV. I ONLY		26-26-0	.5	148	7-8-0		251	231	220	.46363	218
DIV. I NON-CONF.		13-13-0	.5	143	1-1-0		282	221	224	.45438	223
TOTALS		RPI 1-25	RPI 26-50		W-L RECORDS		RPI 51-100		RPI 101-150		RPI 150+
26-26-0	0-1-0	0-2-0		OVERALL		1-2-0		0-2-0		25-19-0	
12-10-0	0-1-0	0-0-0		HOME		0-0-0		0-1-0		12-8-0	
14-16-0	0-0-0	0-2-0		AWAY		1-2-0		0-1-0		13-11-0	
0-0-0	0-0-0	0-0-0		NEUTRAL		0-0-0		0-0-0		0-0-0	
13-13-0	0-1-0	0-2-0		NON-CONFERENCE		1-2-0		0-2-0		12-6-0	
7-4-0	0-1-0	0-0-0		HOME		0-0-0		0-1-0		7-2-0	
6-9-0	0-0-0	0-0-0		AWAY		1-2-0		0-1-0		5-4-0	
0-0-0	0-0-0	0-0-0		NEUTRAL		0-0-0		0-0-0		0-0-0	
13-13-0	0-0-0	0-0-0		CONFERENCE		0-0-0		0-0-0		13-13-0	
5-6-0	0-0-0	0-0-0		HOME		0-0-0		0-0-0		5-6-0	
8-7-0	0-0-0	0-0-0		AWAY		0-0-0		0-0-0		8-7-0	
0-0-0	0-0-0	0-0-0		NEUTRAL		0-0-0		0-0-0		0-0-0	
RPI S	Opponent	Score		RPI S	Opponent	Score		RPI S	Opponent	Score	
23 H	Connecticut	10	27	26 A	Col. of Charleston	7	10	66 A	Ga. Southern	7	19
				42 A	Boston College	4	7	66 A	Ga. Southern	3	2
								66 A	Ga. Southern	10	13
								133 H	Marist	10	12
								145 A	Dartmouth	2	4
								156 H	Army	19	1
								156 H	Army	4	10
								156 H	Army	0	6
								156 H	Army	7	9
								178 A	Siena	5	6
								192 A	Charleston So.	8	3
								192 A	Charleston So.	6	7
								192 A	Charleston So.	6	10
								195 H	Central Conn. St.	4	10
								208 A	Massachusetts	10	12
								212 A	Bucknell	7	2
								212 A	Bucknell	16	2
								212 A	Bucknell	6	4
								212 A	Bucknell	3	4
								212 H	Bucknell	8	7
								212 H	Bucknell	3	4
								212 H	Bucknell	7	12
								219 A	Lehigh	3	0
								219 A	Lehigh	3	4
								219 A	Lehigh	3	4
								219 A	Lehigh	14	6
								219 A	Lehigh	2	5
								219 A	Lehigh	1	4
								219 A	Lehigh	2	1
								232 H	Harvard	14	1

Non-Div. I Games:

Holy Cross

Holy Cross

219	A	Lehigh	2	1
208	A	Massachusetts	10	12

Through Games Of Sunday, May 30, 2010

RPI	S	Opponent	Score	
240	A	Brown	8	5
240	A	Brown	18	11
240	H	Brown	7	13
244	A	Yale	11	9
253	H	Lafayette	11	4
253	H	Lafayette	0	7
253	H	Lafayette	6	2
253	H	Lafayette	6	3
261	A	Navy	6	1
261	A	Navy	8	3
261	A	Navy	0	9
261	A	Navy	3	4
281	A	Quinnipiac	6	4
281	H	Quinnipiac	8	7
284	H	Hartford	6	3
289	H	NJIT	8	3
289	H	NJIT	10	9
289	H	NJIT	16	0
289	H	NJIT	15	6

Holy Cross

H  
O  
L  
Y  
C  
r  
o  
s  
s

H  
O  
L  
Y  
C  
r  
o  
s  
s

Average RPI Win:		109	WON-LOST RECORD		WINNING PCT. RANK	LAST 15 GAMES	STRENGTH OF SCHEDULE		OPP. STRENGTH OF SCHEDULE	TEAM RPI	ADJ RPI	CONF. RPI	ADJ CONF. RPI
Average RPI Loss:		66	25-32-0		.4386 199	7-8-0	25		52	85	.52902 83	5	5
DIV. I ONLY			13-15-0		.46429 167	0-1-0	7		27	75	.54226 73	6	6
DIV. I NON-CONF.													
TOTALS		RPI 1-25	RPI 26-50		W-L RECORDS		RPI 51-100		RPI 101-150		RPI 150+		
25-32-0		1-7-0	1-6-0		OVERALL		8-11-0		12-6-0		3-2-0		
12-17-0		0-4-0	0-2-0		HOME		3-7-0		6-3-0		3-1-0		
10-15-0		0-3-0	1-4-0		AWAY		3-4-0		6-3-0		0-1-0		
3-0-0		1-0-0	0-0-0		NEUTRAL		2-0-0		0-0-0		0-0-0		
13-15-0		1-7-0	1-0-0		NON-CONFERENCE		3-3-0		5-3-0		3-2-0		
4-9-0		0-4-0	0-0-0		HOME		0-3-0		1-1-0		3-1-0		
6-6-0		0-3-0	1-0-		AWAY		1-0-0		4-2-0		0-1-0		
3-0-0		1-0-0	0-0-0		NEUTRAL		2-0-0		0-0-0		0-0-0		
12-17-0		0-0-0	0-6-0		CONFERENCE		5-8-0		7-3-0		0-0-0		
8-8-0		0-0-0	0-2-0		HOME		3-4-0		5-2-0		0-0-0		
4-9-0		0-0-0	0-4-0		AWAY		2-4-0		2-1-0		0-0-0		
0-0-0		0-0-0	0-0-0		NEUTRAL		0-0-0		0-0-0		0-0-0		
RPI S	Opponent	Score	RPI S	Opponent	Score	RPI S	Opponent	Score	RPI S	Opponent	Score		
1 A	Arizona St.	5 6	30 A	Rice	2 8	51 H	Texas St.	0 6	104 H	Memphis	8 6		
1 A	Arizona St.	0 6	30 A	Rice	2 11	51 H	Texas St.	3 6	104 H	Memphis	2 8		
1 A	Arizona St.	1 10	30 A	Rice	7 8	51 H	Texas St.	7 9	104 H	Memphis	10 7		
5 N	Texas	1 0	30 A	Rice	0 6	60 N	Texas Tech	15 8	108 A	UAB	7 4		
15 H	TCU	1 15	30 H	Rice	3 24	62 A	Southern Miss.	9 10	108 A	UAB	16 11		
15 H	TCU	2 12	30 H	Rice	5 15	62 A	Southern Miss.	5 8	108 A	UAB	6 11		
15 H	TCU	1 6	37 A	California	12 9	62 A	Southern Miss.	4 13	112 H	Marshall	10 1		
20 H	Texas A&M	3 12				62 H	Southern Miss.	6 10	112 H	Marshall	11 7		
						74 N	Missouri	3 0	112 H	Marshall	3 5		
						78 H	UCF	4 7	112 H	Marshall	11 6		
						78 H	UCF	7 3	115 A	Lamar	6 7		
						78 H	UCF	20 3	115 H	Lamar	8 7		
						79 A	East Carolina	8 6	132 A	San Francisco	2 3		
						79 A	East Carolina	7 6	140 A	Cal Poly	6 2		
						79 A	East Carolina	6 8	140 A	Cal Poly	13 8		
						89 H	Tulane	6 8	140 A	Cal Poly	5 3		
						89 H	Tulane	2 15	142 A	UTSA	14 8		
						89 H	Tulane	9 7	142 H	UTSA	5 6		
						91 A	Stephen F. Austin	10 3	199 A	Sam Houston St.	3 5		
									199 H	Sam Houston St.	4 2		
									205 H	Santa Clara	17 9		
									205 H	Santa Clara	3 2		
									205 H	Santa Clara	7 8		
LAST 15 GAMES						112 H	Marshall	10 1					
						30 H	Rice	3 24	112 H	Marshall	3 5		
						112 H	Marshall	11 7	112 H	Marshall	11 6		
						79 A	East Carolina	6 8					
						79 A	East Carolina	7 6					

Non-Div. I Games:

Houston

79 A East Carolina	8	6
30 H Rice	5	15

H  
o  
u  
s  
t  
o  
n

H  
o  
u  
s  
t  
o  
n

Average RPI Win: 258		WON-LOST RECORD		WINNING PCT. RANK		LAST 15 GAMES		STRENGTH OF SCHEDULE		OPP. STRENGTH OF SCHEDULE		TEAM RPI		ADJ RPI		CONF. RPI		ADJ CONF. RPI	
DIV. I ONLY		24-31-0		.43636 201		8-7-0		252		265		248		.44346 243		30		30	
DIV. I NON-CONF.		5-17-0		.22727 268		1-0-0		121		107		246		.44074 244		30		30	
TOTALS		RPI 1-25		RPI 26-50		W-L RECORDS		RPI 51-100		RPI 101-150		RPI 150+							
24-31-0		0-1-0		0-1-0		OVERALL		0-6-0		2-6-0		22-17-0							
10-10-0		0-0-0		0-0-0		HOME		0-1-0		0-4-0		10-5-0							
11-19-0		0-1-0		0-1-0		AWAY		0-5-0		2-2-0		9-10-0							
3-2-0		0-0-0		0-0-0		NEUTRAL		0-0-0		0-0-0		3-2-0							
5-17-0		0-1-0		0-1-0		NON-CONFERENCE		0-6-0		2-6-0		3-3-0							
1-5-0		0-0-0		0-0-0		HOME		0-1-0		0-4-0		1-0-0							
3-11-0		0-1-0		0-0-		AWAY		0-5-0		2-2-0		1-2-0							
1-1-0		0-0-0		0-0-0		NEUTRAL		0-0-0		0-0-0		1-1-0							
19-14-0		0-0-0		0-0-0		CONFERENCE		0-0-0		0-0-0		19-14-0							
9-5-0		0-0-0		0-0-0		HOME		0-0-0		0-0-0		9-5-0							
8-8-0		0-0-0		0-0-0		AWAY		0-0-0		0-0-0		8-8-0							
2-1-0		0-0-0		0-0-0		NEUTRAL		0-0-0		0-0-0		2-1-0							
RPI	S	Opponent		Score		RPI	S	Opponent		Score		RPI	S	Opponent		Score			
18	A	Oklahoma		1 9		43	A	La.-Lafayette		3 5		51	A	Texas St.		2 17			
								64 A Nebraska		2 10		115	A	Lamar		2 0			
								64 A Nebraska		0 8		128	H	New Mexico St.		7 9			
								64 A Nebraska		4 13		128	H	New Mexico St.		8 13			
								91 A Stephen F. Austin		2 13		128	H	New Mexico St.		6 9			
								91 H Stephen F. Austin		7 17		128	H	New Mexico St.		12 20			
												142	A	UTSA		2 9			
												142	A	UTSA		2 7			
												151	A	Nicholls St.		11 15			
												161	H	Utah Valley		6 9			
												161	H	Utah Valley		6 7			
												161	H	Utah Valley		3 21			
												161	H	Utah Valley		10 19			
												161	N	Utah Valley		2 9			
												184	N	Bryant		15 5			
												199	A	Sam Houston St.		8 9			
												202	A	Northern Colo.		2 6			
												202	A	Northern Colo.		2 5			
												202	A	Northern Colo.		5 9			
												202	A	Northern Colo.		1 3			
												203	A	A&M-Corpus Christi		10 5			
												235	N	UT Martin		4 7			
												257	A	NYIT		3 9			
												257	A	NYIT		9 4			
												257	A	NYIT		2 4			
												257	A	NYIT		18 3			
												268	A	Tex.-Pan American		4 3			
Non-Div. I Games:		Concordia (TX)		15 5		Concordia (TX)		9 0		Concordia (TX)		7 4		Concordia (TX)		9 0			
																Houston Baptist			



161 H Utah Valley	10	19
161 H Utah Valley	6	9

RPI	S	Opponent	Score	
268	A	Tex.-Pan American	4	7
268	A	Tex.-Pan American	16	12
268	A	Tex.-Pan American	7	6
268	H	Tex.-Pan American	6	5
268	H	Tex.-Pan American	11	4
269	A	North Dakota	5	4
269	A	North Dakota	3	5
269	A	North Dakota	9	5
269	A	North Dakota	5	3
269	N	North Dakota	9	3
289	H	NJIT	5	7
289	H	NJIT	14	3
289	H	NJIT	14	5
289	H	NJIT	7	6
295	H	Prairie View	11	10
298	H	Chicago St.	11	10
298	H	Chicago St.	14	9
298	H	Chicago St.	15	4
298	H	Chicago St.	16	9
298	N	Chicago St.	11	6

Houston Baptist

H  
o  
u  
s  
t  
o  
n  
B  
a  
p  
t  
i  
s  
t

H  
o  
u  
s  
t  
o  
n  
B  
a  
p  
t  
i  
s  
t

Average RPI Win: 241		WON-LOST RECORD	WINNING PCT. RANK		LAST 15 GAMES	STRENGTH OF SCHEDULE	OPP. STRENGTH OF SCHEDULE	TEAM RPI	ADJ RPI		CONF. RPI	ADJ CONF. RPI
Average RPI Loss: 172												
DIV. I ONLY		17-38-0	.30909	265	7-8-0	249	247	275	.41477	274	26	25
DIV. I NON-CONF.		4-23-0	.14815	284	0-0-0	235	243	284	.3873	283	25	24
<hr/>												
TOTALS		RPI 1-25		RPI 26-50		W-L RECORDS		RPI 51-100		RPI 101-150		RPI 150+
17-38-0		0-0-0		0-3-0		OVERALL		1-3-0		1-7-0		15-25-0
8-11-0		0-0-0		0-0-0		HOME		0-0-0		1-3-0		7-8-0
9-27-0		0-0-0		0-3-0		AWAY		1-3-0		0-4-0		8-17-0
0-0-0		0-0-0		0-0-0		NEUTRAL		0-0-0		0-0-0		0-0-0
4-23-0		0-0-0		0-3-0		NON-CONFERENCE		1-3-0		0-4-0		3-13-0
2-1-0		0-0-0		0-0-0		HOME		0-0-0		0-0-0		2-1-0
2-22-0		0-0-0		0-0-		AWAY		1-3-0		0-4-0		1-12-0
0-0-0		0-0-0		0-0-0		NEUTRAL		0-0-0		0-0-0		0-0-0
13-15-0		0-0-0		0-0-0		CONFERENCE		0-0-0		1-3-0		12-12-0
6-10-0		0-0-0		0-0-0		HOME		0-0-0		1-3-0		5-7-0
7-5-0		0-0-0		0-0-0		AWAY		0-0-0		0-0-0		7-5-0
0-0-0		0-0-0		0-0-0		NEUTRAL		0-0-0		0-0-0		0-0-0
RPI	S	Opponent	Score	RPI	S	Opponent	Score	RPI	S	Opponent	Score	
				33	A	Kentucky	1 10	70	A	Michigan	2 10	123 H Oral Roberts 10 34
				33	A	Kentucky	3 9	70	A	Michigan	3 12	123 H Oral Roberts 4 15
				33	A	Kentucky	2 11	70	A	Michigan	0 8	123 H Oral Roberts 5 13
								95	A	Arkansas St.	2 1	123 H Oral Roberts 9 7
										135 A Toledo	0 4	
										141 A UALR	0 12	
										141 A UALR	5 6	
										141 A UALR	4 7	
										154 A Purdue	4 10	
										154 H Purdue	2 3	
										160 H South Dakota St.	3 7	
										160 H South Dakota St.	8 10	
										160 H South Dakota St.	5 17	
										160 H South Dakota St.	7 20	
										175 A Southeast Mo. St.	2 3	
										175 A Southeast Mo. St.	0 5	
										175 A Southeast Mo. St.	5 6	
										194 H Centenary (LA)	6 11	
										194 H Centenary (LA)	4 1	
										194 H Centenary (LA)	4 3	
										194 H Centenary (LA)	2 6	
						LAST 15 GAMES				200 A Morehead St.	12 13	
						194 H Centenary (LA)	2 6			200 A Morehead St.	9 8	
						194 H Centenary (LA)	4 3			200 A Morehead St.	6 15	
						194 H Centenary (LA)	4 1			200 A Morehead St.	6 21	
						194 H Centenary (LA)	6 11			235 A UT Martin	6 7	
						255 A Oakland	1 7			235 A UT Martin	2 5	

Non-Div. I Games:

IPFW

255	A	Oakland	7	3
255	A	Oakland	6	2

RPI	S	Opponent	Score	
235	A	UT Martin	1	5
255	A	Oakland	1	7
255	A	Oakland	14	3
255	A	Oakland	6	2
255	A	Oakland	7	3
259	A	Southern Utah	15	10
259	A	Southern Utah	6	16
259	A	Southern Utah	5	16
259	A	Southern Utah	3	7
264	A	Valparaiso	4	14
275	H	North Dakota St.	0	9
275	H	North Dakota St.	2	1
275	H	North Dakota St.	2	1
275	H	North Dakota St.	6	4
279	A	Butler	5	28
282	A	Western Ill.	6	2
282	A	Western Ill.	2	3
282	A	Western Ill.	5	3
282	A	Western Ill.	10	3
298	H	Chicago St.	14	6
298	H	Chicago St.	21	6

I  
P  
F  
W

I  
P  
F  
W

Average RPI Win: 225		WON-LOST	WINNING	LAST 15	STRENGTH OF		OPP. STRENGTH	TEAM	ADJ	CONF.	ADJ CONF.
Average RPI Loss: 138		RECORD	PCT. RANK	GAMES	SCHEDULE		OF SCHEDULE	RPI	RPI	RPI	RPI
DIV. I ONLY		22-29-0	.43137	204	196		223	213	.46335	219	28
DIV. I NON-CONF.		5-18-0	.21739	274	17		23	196	.4706	199	27
TOTALS		RPI 1-25	RPI 26-50		W-L RECORDS		RPI 51-100		RPI 101-150		RPI 150+
22-29-0		0-6-0	1-5-0		OVERALL		0-0-0		2-4-0		19-14-0
12-5-0		0-0-0	0-0-0		HOME		0-0-0		1-0-0		11-5-0
7-18-0		0-6-0	1-5-0		AWAY		0-0-0		0-1-0		6-6-0
3-6-0		0-0-0	0-0-0		NEUTRAL		0-0-0		1-3-0		2-3-0
5-18-0		0-6-0	1-5-0		NON-CONFERENCE		0-0-0		2-4-0		2-3-0
2-2-0		0-0-0	0-0-0		HOME		0-0-0		1-0-0		1-2-0
2-12-0		0-6-0	1-0-		AWAY		0-0-0		0-1-0		1-0-0
1-4-0		0-0-0	0-0-0		NEUTRAL		0-0-0		1-3-0		0-1-0
17-11-0		0-0-0	0-0-0		CONFERENCE		0-0-0		0-0-0		17-11-0
10-3-0		0-0-0	0-0-0		HOME		0-0-0		0-0-0		10-3-0
5-6-0		0-0-0	0-0-0		AWAY		0-0-0		0-0-0		5-6-0
2-2-0		0-0-0	0-0-0		NEUTRAL		0-0-0		0-0-0		2-2-0
RPI S	Opponent	Score	RPI S	Opponent	Score	RPI S	Opponent	Score	RPI S	Opponent	Score
10 A	Georgia Tech	5 11	35 A	Baylor	1 10				107 A	Central Mich.	1 4
10 A	Georgia Tech	4 8	35 A	Baylor	7 9				107 H	Central Mich.	5 3
10 A	Georgia Tech	2 5	35 A	Baylor	2 15				111 N	Le Moyne	7 13
12 A	Alabama	1 25	40 A	Western Ky.	5 11				111 N	Le Moyne	8 4
12 A	Alabama	4 9	40 A	Western Ky.	4 14				144 N	Canisius	4 20
12 A	Alabama	3 4	40 A	Western Ky.	7 5				144 N	Canisius	10 16
									176 A	Wright St.	8 7
									176 A	Wright St.	10 14
									176 A	Wright St.	3 14
									176 H	Wright St.	12 6
									176 H	Wright St.	4 5
									179 H	Creighton	10 13
									182 H	Northwestern	6 1
									191 A	Notre Dame	10 5
									201 N	Northern Ill.	4 5
									211 A	Milwaukee	3 10
									211 A	Milwaukee	11 7
									211 H	Milwaukee	5 13
									211 H	Milwaukee	6 5
									211 H	Milwaukee	10 4
									264 H	Valparaiso	10 5
									264 H	Valparaiso	8 9
									264 H	Valparaiso	13 10
									264 N	Valparaiso	5 10
									271 H	Western Mich.	6 11
									273 A	Youngstown St.	13 14
									273 A	Youngstown St.	8 20
LAST 15 GAMES			LAST 15 GAMES			LAST 15 GAMES			LAST 15 GAMES		
			264 N	Valparaiso	5 10	288 H	Cleveland St.	20 7			
			273 N	Youngstown St.	4 1	288 H	Cleveland St.	9 1			
			279 N	Butler	7 0	211 A	Milwaukee	3 10			
			273 N	Youngstown St.	4 8						
			264 H	Valparaiso	10 5						

Non-Div. I Games:

Purdue-North Cent.

12 1

Trinity Int'l

22 2

Concordia Chicago

6

10

Ill.-Chicago

264 H Valparaiso	8	9
264 H Valparaiso	13	10

RPI	S	Opponent	Score	
273	A	Youngstown St.	9	7
273	N	Youngstown St.	4	1
273	N	Youngstown St.	4	8
279	H	Butler	21	11
279	H	Butler	12	4
279	H	Butler	19	6
279	N	Butler	7	0
288	A	Cleveland St.	17	6
288	A	Cleveland St.	3	6
288	A	Cleveland St.	14	3
288	H	Cleveland St.	20	7
288	H	Cleveland St.	9	1

[illegible]

<b>Non-Div. I Games:</b>	<b>Southeastern (FL)</b>	<b>11</b>	<b>3</b>
--------------------------	--------------------------	-----------	----------

Illinois

154	H	Purdue	7	0
154	H	Purdue	2	8

RPI	S	Opponent	Score	
229	H	Eastern Ill.	10	1
229	N	Eastern Ill.	6	5
233	A	Bradley	11	10
233	H	Bradley	8	5
245	N	Akron	7	6
271	H	Western Mich.	6	1
275	N	North Dakota St.	10	4
279	H	Butler	19	0
298	H	Chicago St.	18	2

Average RPI Win:	160	WON-LOST RECORD	WINNING PCT. RANK	LAST 15 GAMES	STRENGTH OF SCHEDULE	OPP. STRENGTH OF SCHEDULE	TEAM RPI	ADJ RPI	CONF. RPI	ADJ CONF. RPI		
Average RPI Loss:	114											
DIV. I ONLY		30-22-0	.57692	92	9-6-0	112	159	82	.5279	85	14	15
DIV. I NON-CONF.		11-16-0	.40741	203	1-3-0	155	102	194	.47719	194	17	17
<hr/>												
TOTALS	RPI 1-25	RPI 26-50		W-L RECORDS		RPI 51-100		RPI 101-150		RPI 150+		
30-22-0	0-5-0	0-0-0		OVERALL		5-4-0		9-7-0		17-8-0		
9-7-0	0-0-0	0-0-0		HOME		1-2-0		3-1-0		5-4-0		
13-12-0	0-3-0	0-0-0		AWAY		2-2-0		4-3-0		7-4-0		
9-5-0	0-2-0	0-0-0		NEUTRAL		2-0-0		2-3-0		5-0-0		
<hr/>												
11-16-0	0-5-0	0-0-0		NON-CONFERENCE		2-0-0		5-6-0		5-7-0		
3-4-0	0-0-0	0-0-0		HOME		0-0-0		3-1-0		0-3-0		
3-9-0	0-3-0	0-0-		AWAY		0-0-0		2-2-0		1-4-0		
6-5-0	0-2-0	0-0-0		NEUTRAL		2-0-0		0-3-0		4-0-0		
<hr/>												
19-6-0	0-0-0	0-0-0		CONFERENCE		3-4-0		4-1-0		12-1-0		
6-3-0	0-0-0	0-0-0		HOME		1-2-0		0-0-0		5-1-0		
10-3-0	0-0-0	0-0-0		AWAY		2-2-0		2-1-0		6-0-0		
3-0-0	0-0-0	0-0-0		NEUTRAL		0-0-0		2-0-0		1-0-0		
<hr/>												
RPI S	Opponent	Score		RPI S	Opponent	Score		RPI S	Opponent	Score		
4 A	Florida	0	8					103 N	Indiana	4	6	
4 A	Florida	2	8					107 H	Central Mich.	10	6	
13 A	Vanderbilt	2	9					107 H	Central Mich.	6	2	
13 N	Vanderbilt	4	10					107 H	Central Mich.	1	2	
13 N	Vanderbilt	7	8					109 N	Iowa	11	19	
								113 A	North Florida	4	8	
								116 N	Kent St.	4	7	
								124 A	Indiana St.	3	9	
								124 A	Indiana St.	6	1	
								124 A	Indiana St.	8	7	
								124 N	Indiana St.	9	4	
								124 N	Indiana St.	10	5	
								129 A	Austin Peay	7	15	
								129 A	Austin Peay	15	8	
								149 A	Illinois	4	1	
								149 H	Illinois	13	8	
								154 A	Purdue	5	2	
								154 H	Purdue	3	11	
								169 H	Southern Ill.	6	5	
								169 H	Southern Ill.	9	7	
								169 H	Southern Ill.	6	3	
								179 A	Creighton	7	6	
								179 A	Creighton	5	2	
								179 A	Creighton	6	2	
								182 A	Northwestern	1	3	
								186 A	Missouri St.	11	9	
								186 A	Missouri St.	7	1	
<hr/>												
LAST 15 GAMES												
				13 N	Vanderbilt	4	10	92 A	Evansville	5	9	
				206 N	St. Louis	8	3	92 A	Evansville	7	6	
				13 N	Vanderbilt	7	8	92 A	Evansville	4	5	
				56 A	Wichita St.	17	8					
				124 N	Indiana St.	9	4					

Non-Div. I Games: III. Wesleyan 12 4

Illinois St.



Illinois St.

124 N Indiana St.	10	5
233 N Bradley	3	0

Through Games Of Sunday, May 30, 2010

RPI	S	Opponent	Score	
186	A	Missouri St.	7	5
198	A	Lipscomb	1	8
198	A	Lipscomb	3	5
198	A	Lipscomb	8	9
201	H	Northern Ill.	4	11
206	N	St. Louis	8	3
229	H	Eastern Ill.	1	6
233	H	Bradley	10	4
233	H	Bradley	7	5
233	H	Bradley	7	8
233	N	Bradley	3	0
263	N	St. Bonaventure	21	3
266	N	Duquesne	16	15
271	N	Western Mich.	7	3

Illinois St.

I  
l  
l  
i  
n  
o  
i  
s  
s  
t  
.

I  
l  
l  
i  
n  
o  
i  
s  
s  
t  
.

Average RPI Win:		143	WON-LOST RECORD		WINNING PCT. RANK		LAST 15 GAMES		STRENGTH OF SCHEDULE		OPP. STRENGTH OF SCHEDULE		TEAM RPI		ADJ RPI		CONF. RPI		ADJ CONF. RPI				
DIV. I ONLY			26-27-0		.49057	165	8-7-0		67		137		103		.51967		103	13		13			
DIV. I NON-CONF.			13-13-0		.5	143	1-0-0		49		101		99		.52572		97	13		13			
TOTALS		RPI 1-25		RPI 26-50		W-L RECORDS		RPI 51-100		RPI 101-150		RPI 150+											
26-27-0		0-4-0		2-3-0		OVERALL		3-4-0		11-8-0		10-8-0											
10-7-0		0-1-0		1-0-0		HOME		1-2-0		6-2-0		2-2-0											
6-14-0		0-2-0		1-3-0		AWAY		1-2-0		2-4-0		2-3-0											
10-6-0		0-1-0		0-0-0		NEUTRAL		1-0-0		3-2-0		6-3-0											
13-13-0		0-4-0		2-3-0		NON-CONFERENCE		1-0-0		4-2-0		6-4-0											
3-2-0		0-1-0		1-0-0		HOME		0-0-0		1-1-0		1-0-0											
1-7-0		0-2-0		1-0-		AWAY		0-0-0		0-0-0		0-2-0											
9-4-0		0-1-0		0-0-0		NEUTRAL		1-0-0		3-1-0		5-2-0											
13-14-0		0-0-0		0-0-0		CONFERENCE		2-4-0		7-6-0		4-4-0											
7-5-0		0-0-0		0-0-0		HOME		1-2-0		5-1-0		1-2-0											
5-7-0		0-0-0		0-0-0		AWAY		1-2-0		2-4-0		2-1-0											
1-2-0		0-0-0		0-0-0		NEUTRAL		0-0-0		0-1-0		1-1-0											
RPI	S	Opponent		Score		RPI	S	Opponent		Score		RPI	S	Opponent		Score							
7	A	Louisville		7	9	29	A	San Diego		10	16	70	H	Michigan		26	6	101	A	Ohio St.		6	4
7	H	Louisville		4	5	29	A	San Diego		2	9	70	H	Michigan		4	6	101	A	Ohio St.		8	10
13	A	Vanderbilt		5	6	29	A	San Diego		4	9	70	H	Michigan		10	16	101	A	Ohio St.		1	7
23	N	Connecticut		5	9	29	A	San Diego		7	5	80	A	Michigan St.		10	7	105	N	West Virginia		10	8
						33	H	Kentucky		18	17	80	A	Michigan St.		4	10	107	N	Central Mich.		9	0
												80	A	Michigan St.		8	9	109	H	Iowa		21	12
												85	N	Illinois St.		6	4	109	H	Iowa		4	1
																		109	H	Iowa		4	3
																		114	A	Minnesota		0	10
																		114	A	Minnesota		7	2
																		114	A	Minnesota		0	14
																		114	N	Minnesota		8	10
																		116	N	Kent St.		3	0
																		117	H	Ball St.		12	6
																		124	H	Indiana St.		4	17
																		143	N	Villanova		1	8
																		149	H	Illinois		12	17
																		149	H	Illinois		11	5
																		149	H	Illinois		16	6
																		153	A	Miami (OH)		6	8
																		153	N	Miami (OH)		7	19
																		154	H	Purdue		10	12
																		154	H	Purdue		7	10
																		154	H	Purdue		12	11
																		154	N	Purdue		5	15
																		177	H	Xavier		17	8
																		182	A	Northwestern		1	0
LAST 15 GAMES																							
						154	N	Purdue		5	15	80	A	Michigan St.		4	10	154	H	Purdue		7	10
						114	N	Minnesota		8	10	80	A	Michigan St.		8	9	154	H	Purdue		12	11
						182	N	Northwestern		5	0	33	H	Kentucky		18	17	154	N	Purdue		5	15
						149	H	Illinois		16	6							177	H	Xavier		17	8
						149	H	Illinois		12	17							182	A	Northwestern		1	0

Non-Div. I Games: St. Francis (IN) 7 3 Taylor (IN) 5 4

Indiana

149	H	Illinois	11	5
80	A	Michigan St.	10	7

RPI	S	Opponent	Score	
182	A	Northwestern	4	11
182	A	Northwestern	11	9
182	N	Northwestern	5	0
200	A	Morehead St.	15	20
229	N	Eastern Ill.	9	6
233	N	Bradley	6	5
244	N	Yale	6	10
245	N	Akron	10	3
264	N	Valparaiso	11	2
292	N	UMBC	11	5

Indiana

I  
n  
d  
i  
a  
n  
a

I  
n  
d  
i  
a  
n  
a

Average RPI Win: 194		WON-LOST RECORD		WINNING PCT. RANK		LAST 15 GAMES		STRENGTH OF SCHEDULE		OPP. STRENGTH OF SCHEDULE		TEAM RPI		ADJ RPI		CONF. RPI		ADJ CONF. RPI	
DIV. I ONLY		34-19-0		.64151 42		8-7-0		240		178		127		.51244 124		14		15	
DIV. I NON-CONF.		22-7-0		.75862 32		2-0-0		292		217		111		.5161 111		17		17	
TOTALS		RPI 1-25		RPI 26-50		W-L RECORDS		RPI 51-100		RPI 101-150		RPI 150+							
34-19-0		0-0-0		2-1-0		OVERALL		4-7-0		3-4-0		25-7-0							
15-5-0		0-0-0		0-0-0		HOME		3-3-0		1-0-0		11-2-0							
14-12-0		0-0-0		2-1-0		AWAY		1-2-0		2-4-0		9-5-0							
5-2-0		0-0-0		0-0-0		NEUTRAL		0-2-0		0-0-0		5-0-0							
22-7-0		0-0-0		2-1-0		NON-CONFERENCE		0-0-0		3-4-0		17-2-0							
10-1-0		0-0-0		0-0-0		HOME		0-0-0		1-0-0		9-1-0							
9-6-0		0-0-0		2-0-		AWAY		0-0-0		2-4-0		5-1-0							
3-0-0		0-0-0		0-0-0		NEUTRAL		0-0-0		0-0-0		3-0-0							
12-12-0		0-0-0		0-0-0		CONFERENCE		4-7-0		0-0-0		8-5-0							
5-4-0		0-0-0		0-0-0		HOME		3-3-0		0-0-0		2-1-0							
5-6-0		0-0-0		0-0-0		AWAY		1-2-0		0-0-0		4-4-0							
2-2-0		0-0-0		0-0-0		NEUTRAL		0-2-0		0-0-0		2-0-0							
RPI S	Opponent	Score		RPI S	Opponent	Score		RPI S	Opponent	Score		RPI S	Opponent	Score					
32	A	Citadel	3 4	56	H	Wichita St.	2 5	103	A	Indiana	17 4								
32	A	Citadel	4 2	56	H	Wichita St.	5 4	117	A	Ball St.	5 12								
32	A	Citadel	11 7	56	H	Wichita St.	2 0	129	H	Austin Peay	6 5								
				85	H	Illinois St.	9 3	142	A	UTSA	2 4								
				85	H	Illinois St.	7 8	142	A	UTSA	2 4								
				85	H	Illinois St.	1 6	142	A	UTSA	10 11								
				85	N	Illinois St.	5 10	142	A	UTSA	10 9								
				85	N	Illinois St.	4 9	169	A	Southern Ill.	12 13								
				92	A	Evansville	3 7	169	A	Southern Ill.	14 4								
				92	A	Evansville	2 3	179	A	Creighton	6 7								
				92	A	Evansville	5 4	179	A	Creighton	5 3								
								179	A	Creighton	8 5								
								179	N	Creighton	8 7								
								179	N	Creighton	9 7								
								186	H	Missouri St.	3 5								
								186	H	Missouri St.	10 3								
								186	H	Missouri St.	8 1								
								206	A	St. Louis	14 9								
								229	A	Eastern Ill.	9 2								
								229	H	Eastern Ill.	8 2								
								233	A	Bradley	4 5								
								233	A	Bradley	7 3								
								233	A	Bradley	5 6								
								235	H	UT Martin	3 4								
								235	H	UT Martin	5 4								
								235	H	UT Martin	12 7								
								242	A	Dayton	4 8								
LAST 15 GAMES																			
				85	N	Illinois St.	4 9	229	A	Eastern Ill.	9 2	233	A	Bradley	5 6				
				179	N	Creighton	9 7	267	A	SIU Edwardsville	7 5	235	H	UT Martin	3 4				
				85	N	Illinois St.	5 10	92	A	Evansville	3 7	235	H	UT Martin	5 4				
				179	N	Creighton	8 7					235	H	UT Martin	12 7				
				233	A	Bradley	4 5					242	A	Dayton	4 8				

Non-Div. I Games:	Franklin	6	4
-------------------	----------	---	---

Indiana St.

Indiana St.

233	A	Bradley	7	3
233	A	Bradley	5	6

Through Games Of Sunday, May 30, 2010

RPI	S	Opponent	Score	
254	N	Texas Southern	8	4
254	N	Texas Southern	17	6
254	N	Texas Southern	15	6
267	A	SIU Edwardsville	7	5
267	H	SIU Edwardsville	6	5
271	H	Western Mich.	10	9
271	H	Western Mich.	3	2
271	H	Western Mich.	2	1
271	H	Western Mich.	5	4
279	A	Butler	20	7
298	A	Chicago St.	10	1
298	H	Chicago St.	10	4

Indiana St.

I  
n  
d  
i  
a  
n  
a  
S  
t  
.

I  
n  
d  
i  
a  
n  
a  
S  
t  
.

Average RPI Win: 277		WON-LOST RECORD	WINNING PCT. RANK		LAST 15 GAMES	STRENGTH OF SCHEDULE	OPP. STRENGTH OF SCHEDULE	TEAM RPI	ADJ RPI		CONF. RPI	ADJ CONF. RPI
Average RPI Loss: 197												
DIV. I ONLY		9-40-0	.18367	297	3-12-0	241	283	289	.37825	286	21	21
DIV. I NON-CONF.		6-19-0	.24	265	0-2-0	274	301	290	.37263	291	22	22
TOTALS		RPI 1-25		RPI 26-50		W-L RECORDS		RPI 51-100		RPI 101-150		RPI 150+
9-40-0		0-0-0		0-0-0		OVERALL		0-4-0		0-9-0		9-27-0
3-12-0		0-0-0		0-0-0		HOME		0-0-0		0-6-0		3-6-0
6-24-0		0-0-0		0-0-0		AWAY		0-4-0		0-3-0		6-17-0
0-4-0		0-0-0		0-0-0		NEUTRAL		0-0-0		0-0-0		0-4-0
6-19-0		0-0-0		0-0-0		NON-CONFERENCE		0-1-0		0-0-0		6-18-0
1-2-0		0-0-0		0-0-0		HOME		0-0-0		0-0-0		1-2-0
5-13-0		0-0-0		0-0-		AWAY		0-1-0		0-0-0		5-12-0
0-4-0		0-0-0		0-0-0		NEUTRAL		0-0-0		0-0-0		0-4-0
3-21-0		0-0-0		0-0-0		CONFERENCE		0-3-0		0-9-0		3-9-0
2-10-0		0-0-0		0-0-0		HOME		0-0-0		0-6-0		2-4-0
1-11-0		0-0-0		0-0-0		AWAY		0-3-0		0-3-0		1-5-0
0-0-0		0-0-0		0-0-0		NEUTRAL		0-0-0		0-0-0		0-0-0
RPI	S	Opponent	Score	RPI	S	Opponent	Score	RPI	S	Opponent	Score	
								58	A	St. John's (NY)	2	11
								88	A	Manhattan	1	7
								88	A	Manhattan	2	10
								88	A	Manhattan	3	19

Non-Div. I Games:

Iona

88	A	Manhattan	3	19
250	H	Fairfield	18	21

RPI	S	Opponent	Score	
250	H	Fairfield	18	21
257	A	NYIT	10	3
261	A	Navy	2	6
261	A	Navy	2	5
261	A	Navy	5	8
261	N	Navy	2	7
270	A	St. Peter's	15	7
270	A	St. Peter's	8	9
270	A	St. Peter's	7	8
283	A	Fairleigh Dickinson	4	6
283	A	Fairleigh Dickinson	12	16
283	H	Fairleigh Dickinson	8	5
283	H	Fairleigh Dickinson	6	10
293	H	Delaware St.	3	12
294	A	Coppin St.	9	6
294	A	Coppin St.	13	2
294	A	Coppin St.	10	5
300	A	N.C. Central	4	2

Average RPI Win:		149	WON-LOST RECORD		WINNING PCT. RANK		LAST 15 GAMES		STRENGTH OF SCHEDULE		OPP. STRENGTH OF SCHEDULE		TEAM RPI		ADJ RPI		CONF. RPI		ADJ CONF. RPI		
DIV. I ONLY			28-28-0		.5 148		10-4-0		94		141		108		.51632 109		13		13		
DIV. I NON-CONF.			12-15-0		.44444 184		0-0-0		148		132		173		.48891 170		13		13		
TOTALS		RPI 1-25		RPI 26-50		W-L RECORDS		RPI 51-100		RPI 101-150		RPI 150+									
28-28-0		0-4-0		0-0-0		OVERALL		8-7-0		6-11-0		14-6-0									
15-6-0		0-0-0		0-0-0		HOME		1-0-0		5-4-0		9-2-0									
7-19-0		0-4-0		0-0-0		AWAY		4-6-0		0-5-0		3-4-0									
6-3-0		0-0-0		0-0-0		NEUTRAL		3-1-0		1-2-0		2-0-0									
12-15-0		0-4-0		0-0-0		NON-CONFERENCE		4-3-0		1-3-0		7-5-0									
7-2-0		0-0-0		0-0-0		HOME		1-0-0		0-0-0		6-2-0									
2-12-0		0-4-0		0-0-		AWAY		1-3-0		0-2-0		1-3-0									
3-1-0		0-0-0		0-0-0		NEUTRAL		2-0-0		1-1-0		0-0-0									
16-13-0		0-0-0		0-0-0		CONFERENCE		4-4-0		5-8-0		7-1-0									
8-4-0		0-0-0		0-0-0		HOME		0-0-0		5-4-0		3-0-0									
5-7-0		0-0-0		0-0-0		AWAY		3-3-0		0-3-0		2-1-0									
3-2-0		0-0-0		0-0-0		NEUTRAL		1-1-0		0-1-0		2-0-0									
RPI	S	Opponent		Score		RPI	S	Opponent		Score		RPI	S	Opponent		Score					
5	A	Texas		1	2					52	N	Rutgers		6	3	101	H	Ohio St.		6	11
5	A	Texas		0	18					59	A	Kansas		4	8	101	H	Ohio St.		4	3
5	A	Texas		2	5					59	A	Kansas		7	15	101	H	Ohio St.		7	5
5	A	Texas		1	3					59	A	Kansas		5	3	103	A	Indiana		12	21
										59	A	Kansas		1	8	103	A	Indiana		3	4
										64	H	Nebraska		5	2	103	A	Indiana		1	4
										70	A	Michigan		5	2	105	N	West Virginia		5	9
										70	A	Michigan		5	7	114	H	Minnesota		1	6
										70	A	Michigan		5	3	114	H	Minnesota		2	12
										70	N	Michigan		4	18	114	H	Minnesota		11	4
										70	N	Michigan		11	8	114	N	Minnesota		5	15
										80	A	Michigan St.		5	3	129	A	Austin Peay		8	13
										80	A	Michigan St.		2	16	142	A	UTSA		2	4
										80	A	Michigan St.		11	26	143	N	Villanova		11	2
										85	N	Illinois St.		19	11	149	H	Illinois		4	2
																149	H	Illinois		8	9
																149	H	Illinois		6	4
																154	H	Purdue		5	1
																154	H	Purdue		12	9
																154	H	Purdue		7	2
																154	N	Purdue		8	3
																154	N	Purdue		7	4
																160	H	South Dakota St.		6	5
																160	H	South Dakota St.		10	12
																164	A	Penn St.		9	3
																164	A	Penn St.		2	6
																164	A	Penn St.		13	9

Non-Div. I Games: St. Ambrose 8 0 Coe 16 6

Iowa



154	H	Purdue	12	9
154	H	Purdue	5	1

RPI	S	Opponent	Score	
179	A	Creighton	10	15
201	H	Northern Ill.	2	13
211	H	Milwaukee	9	3
268	A	Tex.-Pan American	4	7
268	A	Tex.-Pan American	2	13
268	A	Tex.-Pan American	10	3
282	H	Western Ill.	11	2
282	H	Western Ill.	10	9
282	H	Western Ill.	4	3
282	H	Western Ill.	6	5

I  
o  
w  
a

I  
o  
w  
a

Iowa

Average RPI Win:	276	WON-LOST RECORD	WINNING PCT. RANK	LAST 15 GAMES	STRENGTH OF SCHEDULE	OPP. STRENGTH OF SCHEDULE	TEAM RPI	ADJ RPI	CONF. RPI	ADJ CONF. RPI							
DIV. I ONLY	25-17-0	.59524	81	12-3-0	297	299	246	.42984	260	32	32						
DIV. I NON-CONF.	2-7-0	.22222	271	1-0-0	210	67	270	.4059	274	32	32						
<hr/>																	
TOTALS	RPI 1-25	RPI 26-50		W-L RECORDS		RPI 51-100		RPI 101-150		RPI 150+							
25-17-0	0-0-0	0-0-0		OVERALL		1-6-0		0-0-0		24-11-0							
15-5-0	0-0-0	0-0-0		HOME		1-2-0		0-0-0		14-3-0							
10-10-0	0-0-0	0-0-0		AWAY		0-4-0		0-0-0		10-6-0							
0-2-0	0-0-0	0-0-0		NEUTRAL		0-0-0		0-0-0		0-2-0							
2-7-0	0-0-0	0-0-0		NON-CONFERENCE		1-6-0		0-0-0		1-1-0							
1-2-0	0-0-0	0-0-0		HOME		1-2-0		0-0-0		0-0-0							
1-5-0	0-0-0	0-0-		AWAY		0-4-0		0-0-0		1-1-0							
0-0-0	0-0-0	0-0-0		NEUTRAL		0-0-0		0-0-0		0-0-0							
23-10-0	0-0-0	0-0-0		CONFERENCE		0-0-0		0-0-0		23-10-0							
14-3-0	0-0-0	0-0-0		HOME		0-0-0		0-0-0		14-3-0							
9-5-0	0-0-0	0-0-0		AWAY		0-0-0		0-0-0		9-5-0							
0-2-0	0-0-0	0-0-0		NEUTRAL		0-0-0		0-0-0		0-2-0							
RPI	S	Opponent	Score	RPI	S	Opponent	Score	RPI	S	Opponent	Score						
				53 A Southeastern La.				2	18	231 A Southern U.		17	15				
				53 H Southeastern La.				1	13	231 H Southern U.		9	7				
				63 H Northwestern St.				5	17	231 N Southern U.		2	9				
				72 A South Ala.				4	11	254 H Texas Southern		6	11				
				72 A South Ala.				0	11	254 H Texas Southern		7	2				
				73 A Mississippi St.				2	18	272 A Grambling		14	15				
				73 H Mississippi St.				3	1	272 H Grambling		11	10				
										276 A Alcorn St.		7	4				
										276 A Alcorn St.		6	12				
										276 A Alcorn St.		10	11				
										276 H Alcorn St.		6	7				
										276 H Alcorn St.		6	3				
										276 H Alcorn St.		11	6				
										287 A Mississippi Val.		10	6				
										287 A Mississippi Val.		5	3				
										287 A Mississippi Val.		6	4				
										287 H Mississippi Val.		6	11				
										287 H Mississippi Val.		10	3				
										287 H Mississippi Val.		6	4				
										287 H Mississippi Val.		10	8				
										290 N Ark.-Pine Bluff		8	12				
								LAST 15 GAMES				296 A Florida A&M		10	11		
				231 N Southern U.				2	9	287 A Mississippi Val.		10	6	296 A Florida A&M		6	3
				290 N Ark.-Pine Bluff				8	12	287 A Mississippi Val.		5	3	299 A Alabama St.		5	6
272 A Grambling				14	15	287 A Mississippi Val.		6	4	299 A Alabama St.		19	4				
272 H Grambling				11	10					299 A Alabama St.		15	0				
299 H Alabama St.				6	5					299 H Alabama St.		6	5				
Non-Div. I Games:	Tougaloo	15	0	Tougaloo	10	2	Concordia-Selma	22	6	Tougaloo	16	3					
	Selma	5	1	Concordia-Selma	10	1	Concordia-Selma	24	1	Selma	7	2					

Non-Div. I Games:

Concordia-Selma

14	3	Concordia-Selma	7	1
299	H	Alabama St.	8	1
299	H	Alabama St.	10	2

Tougaloo

5 0

RPI	S	Opponent	Score	
299	H	Alabama St.	8	1
299	H	Alabama St.	10	2
301	A	Alabama A&M	6	8
301	A	Alabama A&M	6	1
301	A	Alabama A&M	2	0
301	H	Alabama A&M	11	1
301	H	Alabama A&M	11	1
301	H	Alabama A&M	11	4

Jackson St.

J  
a  
c  
k  
s  
o  
n  
s  
t  
.

J  
a  
c  
k  
s  
o  
n  
s  
t  
.

Average RPI Win:		157	WON-LOST	WINNING	LAST 15	STRENGTH OF		OPP. STRENGTH	TEAM	ADJ	CONF.	ADJ CONF.
Average RPI Loss:		91	RECORD	PCT. RANK	GAMES	SCHEDULE		OF SCHEDULE	RPI	RPI	RPI	RPI
DIV. I ONLY		27-29-0		.48214	170	6-9-0		78	122	109	.51695	106
DIV. I NON-CONF.		11-15-0		.42308	195	0-3-0		24	62	105	.52093	102
TOTALS		RPI 1-25		RPI 26-50		W-L RECORDS		RPI 51-100		RPI 101-150		RPI 150+
27-29-0		2-3-0		2-6-0		OVERALL		3-8-0		4-8-0		16-4-0
15-14-0		1-1-0		2-3-0		HOME		2-4-0		2-4-0		8-2-0
10-12-0		1-2-0		0-3-0		AWAY		1-4-0		1-1-0		7-2-0
2-3-0		0-0-0		0-0-0		NEUTRAL		0-0-0		1-3-0		1-0-0
11-15-0		2-3-0		1-4-0		NON-CONFERENCE		3-8-0		0-0-0		5-0-0
8-6-0		1-1-0		1-1-0		HOME		2-4-0		0-0-0		4-0-0
3-9-0		1-2-0		0-0-		AWAY		1-4-0		0-0-0		1-0-0
0-0-0		0-0-0		0-0-0		NEUTRAL		0-0-0		0-0-0		0-0-0
16-14-0		0-0-0		1-2-0		CONFERENCE		0-0-0		4-8-0		11-4-0
7-8-0		0-0-0		1-2-0		HOME		0-0-0		2-4-0		4-2-0
7-3-0		0-0-0		0-0-0		AWAY		0-0-0		1-1-0		6-2-0
2-3-0		0-0-0		0-0-0		NEUTRAL		0-0-0		1-3-0		1-0-0
RPI S	Opponent	Score	RPI S	Opponent	Score	RPI S	Opponent	Score	RPI S	Opponent	Score	
4 A	Florida	2 12	26 A	Col. of Charleston	2 3	66 A	Ga. Southern	5 6	113 A	North Florida	3 4	
14 A	Florida St.	10 11	26 H	Col. of Charleston	7 15	66 H	Ga. Southern	4 19	113 A	North Florida	13 10	
14 A	Florida St.	10 8	44 H	Fla. Gulf Coast	4 10	75 H	James Madison	13 5	113 N	North Florida	0 2	
14 H	Florida St.	0 2	44 H	Fla. Gulf Coast	3 8	78 A	UCF	5 6	113 N	North Florida	9 8	
18 H	Oklahoma	4 3	44 H	Fla. Gulf Coast	8 4	78 H	UCF	8 14	131 H	Mercer	7 5	
			50 A	FIU	6 12	93 A	South Fla.	7 14	131 H	Mercer	3 9	
			50 A	FIU	6 14	93 A	South Fla.	12 6	131 H	Mercer	7 8	
			50 H	FIU	4 0	96 H	UNC Wilmington	4 3	131 N	Mercer	3 7	
						96 H	UNC Wilmington	5 8	131 N	Mercer	1 10	
						96 H	UNC Wilmington	3 6	137 H	East Tenn. St.	4 11	
						99 A	Bethune-Cookman	3 4	137 H	East Tenn. St.	9 3	
									137 H	East Tenn. St.	4 5	
									152 H	Kennesaw St.	8 7	
									152 H	Kennesaw St.	7 9	
									152 H	Kennesaw St.	6 8	
									162 A	Stetson	3 1	
									162 A	Stetson	9 7	
									162 A	Stetson	6 8	
									162 N	Stetson	3 2	
									171 H	Belmont	12 11	
									171 H	Belmont	15 11	
									171 H	Belmont	8 3	
									198 A	Lipscomb	22 6	
									198 A	Lipscomb	4 7	
									209 H	Richmond	10 8	
									230 A	S.C. Upstate	10 8	
									230 A	S.C. Upstate	16 3	
LAST 15 GAMES												
			131 N	Mercer	3 7	66 H	Ga. Southern	4 19				
			113 N	North Florida	9 8	44 H	Fla. Gulf Coast	3 8				
			162 N	Stetson	3 2	44 H	Fla. Gulf Coast	8 4				
			131 N	Mercer	1 10							
			162 A	Stetson	6 8							

Non-Div. I Games:

Jacksonville

162	A	Stetson	9	7
162	A	Stetson	3	1

RPI	S	Opponent	Score	
230	A	S.C. Upstate	10	9
238	H	Wagner	18	8
264	H	Valparaiso	23	14
296	A	Florida A&M	11	8
296	H	Florida A&M	12	6

Jacksonville

J  
a  
c  
k  
s  
o  
n  
v  
i  
l  
l  
e

J  
a  
c  
k  
s  
o  
n  
v  
i  
l  
l  
e

Average RPI Win: 159		WON-LOST	WINNING	LAST 15	STRENGTH OF		OPP. STRENGTH	TEAM	ADJ		CONF.	ADJ CONF.					
Average RPI Loss: 112		RECORD	PCT. RANK	GAMES	SCHEDULE		OF SCHEDULE	RPI	RPI		RPI	RPI					
DIV. I ONLY		32-24-0	.57143	97	9-6-0		121	145	87	.52721	86	19					
DIV. I NON-CONF.		14-16-0	.46667	164	1-4-0		57	45	109	.51763	108	19					
<hr/>																	
TOTALS		RPI 1-25		RPI 26-50		W-L RECORDS		RPI 51-100		RPI 101-150		RPI 150+					
32-24-0		0-4-0		0-0-0		OVERALL		5-8-0		4-3-0		23-11-0					
16-14-0		0-1-0		0-0-0		HOME		4-2-0		0-2-0		12-9-0					
13-8-0		0-3-0		0-0-0		AWAY		1-3-0		4-1-0		8-2-0					
3-3-0		0-0-0		0-0-0		NEUTRAL		0-3-0		0-0-0		3-0-0					
<hr/>																	
14-16-0		0-4-0		0-0-0		NON-CONFERENCE		5-8-0		2-2-0		7-4-0					
10-9-0		0-1-0		0-0-0		HOME		4-2-0		0-2-0		6-4-0					
4-6-0		0-3-0		0-0-		AWAY		1-3-0		2-0-0		1-0-0					
0-3-0		0-0-0		0-0-0		NEUTRAL		0-3-0		0-0-0		0-0-0					
<hr/>																	
18-8-0		0-0-0		0-0-0		CONFERENCE		0-0-0		2-1-0		16-7-0					
6-5-0		0-0-0		0-0-0		HOME		0-0-0		0-0-0		6-5-0					
9-3-0		0-0-0		0-0-0		AWAY		0-0-0		2-1-0		7-2-0					
3-0-0		0-0-0		0-0-0		NEUTRAL		0-0-0		0-0-0		3-0-0					
<hr/>																	
RPI	S	Opponent		Score		RPI	S	Opponent		Score		RPI	S	Opponent		Score	
12	A	Alabama		3	7							108	A	UAB		7	6
12	H	Alabama		4	10							108	A	UAB		7	5
16	A	Auburn		7	9							108	H	UAB		7	9
16	A	Auburn		7	9							108	H	UAB		5	7
												129	A	Austin Peay		2	4
												129	A	Austin Peay		6	5
												129	A	Austin Peay		3	1
												152	A	Kennesaw St.		11	4
												152	H	Kennesaw St.		17	2
												153	H	Miami (OH)		2	0
												153	H	Miami (OH)		6	7
												153	H	Miami (OH)		14	8
												163	H	Murray St.		3	9
												163	H	Murray St.		7	3
												163	H	Murray St.		6	9
												169	H	Southern Ill.		15	18
												169	H	Southern Ill.		11	4
												169	H	Southern Ill.		16	17
												172	A	Eastern Ky.		11	3
												172	A	Eastern Ky.		3	2
												172	A	Eastern Ky.		2	4
												174	H	Tennessee Tech		10	2
												174	H	Tennessee Tech		7	1
												174	H	Tennessee Tech		8	7
												174	N	Tennessee Tech		9	7
												174	N	Tennessee Tech		10	8
												175	H	Southeast Mo. St.		5	6
<hr/>																	
LAST 15 GAMES						LAST 15 GAMES						LAST 15 GAMES					
						62	N	Southern Miss.		6	19	200	A	Morehead St.		10	7
						16	A	Auburn		7	9	16	A	Auburn		7	9
						174	N	Tennessee Tech		10	8	172	A	Eastern Ky.		11	3
						174	N	Tennessee Tech		9	7						
						229	N	Eastern Ill.		7	5						

Non-Div. I Games:

Jacksonville St.

Jacksonville St.

200	A	Morehead St.	21	10
200	A	Morehead St.	17	0

Through Games Of Sunday, May 30, 2010

RPI	S	Opponent	Score	
175	H	Southeast Mo. St.	5	10
187	H	Eastern Mich.	8	4
187	H	Eastern Mich.	8	10
187	H	Eastern Mich.	17	9
200	A	Morehead St.	10	7
200	A	Morehead St.	17	0
200	A	Morehead St.	21	10
229	H	Eastern Ill.	3	10
229	H	Eastern Ill.	8	5
229	H	Eastern Ill.	12	11
229	N	Eastern Ill.	7	5
235	A	UT Martin	7	9
235	A	UT Martin	11	6
235	A	UT Martin	11	9

Jacksonville St.

J  
a  
c  
k  
s  
o  
n  
v  
i  
l  
l  
e  
s  
t  
.

J  
a  
c  
k  
s  
o  
n  
v  
i  
l  
l  
e  
s  
t  
.

Average RPI Win:	157	WON-LOST RECORD	WINNING PCT. RANK	LAST 15 GAMES	STRENGTH OF SCHEDULE	OPP. STRENGTH OF SCHEDULE	TEAM RPI	ADJ RPI	CONF. RPI	ADJ CONF. RPI		
DIV. I ONLY		30-23-0	.56604	101	10-5-0	66	146	74	.53651	75	18	18
DIV. I NON-CONF.		11-15-0	.42308	195	2-1-0	26	46	104	.51884	107	18	18
<hr/>												
TOTALS	RPI 1-25	RPI 26-50		W-L RECORDS		RPI 51-100		RPI 101-150		RPI 150+		
30-23-0	0-3-0	1-3-0		OVERALL		6-6-0		4-4-0		19-7-0		
15-3-0	0-1-0	1-0-0		HOME		4-1-0		0-0-0		10-1-0		
14-15-0	0-2-0	0-1-0		AWAY		2-3-0		4-3-0		8-6-0		
1-5-0	0-0-0	0-2-0		NEUTRAL		0-2-0		0-1-0		1-0-0		
11-15-0	0-3-0	1-3-0		NON-CONFERENCE		3-4-0		2-2-0		5-3-0		
5-1-0	0-1-0	1-0-0		HOME		2-0-0		0-0-0		2-0-0		
5-10-0	0-2-0	0-0-		AWAY		1-2-0		2-2-0		2-3-0		
1-4-0	0-0-0	0-2-0		NEUTRAL		0-2-0		0-0-0		1-0-0		
19-8-0	0-0-0	0-0-0		CONFERENCE		3-2-0		2-2-0		14-4-0		
10-2-0	0-0-0	0-0-0		HOME		2-1-0		0-0-0		8-1-0		
9-5-0	0-0-0	0-0-0		AWAY		1-1-0		2-1-0		6-3-0		
0-1-0	0-0-0	0-0-0		NEUTRAL		0-0-0		0-1-0		0-0-0		
RPI S	Opponent	Score	RPI S	Opponent	Score	RPI S	Opponent	Score	RPI S	Opponent	Score	
2 A	Coastal Caro.	7 11	45 N	UC Irvine	9 15	79 A	East Carolina	11 5	106 A	Jacksonville	5 13	
3 A	Virginia	4 9	47 N	North Carolina St.	2 6	84 A	Radford	12 15	113 A	North Florida	14 7	
3 H	Virginia	3 6	49 A	Liberty	7 12	84 H	Radford	9 2	113 A	North Florida	12 6	
			49 H	Liberty	13 2	85 N	Illinois St.	0 5	113 A	North Florida	19 22	
						85 N	Illinois St.	8 29	147 A	VCU	7 2	
						90 A	VMI	2 3	147 A	VCU	11 8	
						90 H	VMI	17 13	147 A	VCU	1 6	
						96 A	UNC Wilmington	8 7	147 N	VCU	3 6	
						96 A	UNC Wilmington	1 3	152 A	Kennesaw St.	9 20	
						96 H	UNC Wilmington	6 5	152 A	Kennesaw St.	5 6	
						96 H	UNC Wilmington	0 6	155 A	George Mason	21 16	
						96 H	UNC Wilmington	12 11	155 A	George Mason	6 11	
									155 A	George Mason	14 2	
									162 A	Stetson	2 3	
									166 A	Longwood	17 13	
									166 H	Longwood	11 10	
									168 A	Maryland	8 3	
									168 H	Maryland	6 2	
									170 H	William & Mary	7 6	
									170 H	William & Mary	15 7	
									170 H	William & Mary	7 6	
									193 H	Delaware	5 4	
									193 H	Delaware	6 4	
									193 H	Delaware	12 4	
									197 H	Towson	10 0	
									197 H	Towson	11 3	
									197 H	Towson	7 12	
<hr/>												
LAST 15 GAMES												
			96 A	UNC Wilmington	1 3	215 A	Hofstra	12 7	193 H	Delaware	6 4	
			147 N	VCU	3 6	215 A	Hofstra	4 6	193 H	Delaware	12 4	
			96 A	UNC Wilmington	8 7	215 A	Hofstra	17 9	197 H	Towson	10 0	
			147 A	VCU	7 2				197 H	Towson	11 3	
			147 A	VCU	11 8				197 H	Towson	7 12	

**Non-Div. I Games:**

James Madison



147	A	VCU	1	6
79	A	East Carolina	11	5

RPI	S	Opponent	Score	
215	A	Hofstra	17	9
215	A	Hofstra	4	6
215	A	Hofstra	12	7
221	A	Old Dominion	7	5
221	A	Old Dominion	1	6
221	A	Old Dominion	4	1
276	N	Alcorn St.	8	7

James Madison

J  
a  
m  
e  
s  
M  
a  
d  
i  
s  
o  
n

J  
a  
m  
e  
s  
M  
a  
d  
i  
s  
o  
n

Average RPI Win: 108		WON-LOST RECORD	WINNING PCT. RANK	LAST 15 GAMES	STRENGTH OF SCHEDULE	OPP. STRENGTH OF SCHEDULE	TEAM RPI	ADJ RPI	CONF. RPI	ADJ CONF. RPI					
DIV. I ONLY		27-27-1	.5	148	5-10-0	23	35	61	.55088	59	4	4			
DIV. I NON-CONF.		15-9-0	.625	76	1-0-0	98	96	65	.55	61	4	4			
TOTALS		RPI 1-25	RPI 26-50		W-L RECORDS		RPI 51-100		RPI 101-150		RPI 150+				
27-27-1		3-10-1	3-5-0		OVERALL		8-8-0		5-1-0		8-3-0				
11-8-1		1-4-1	0-1-0		HOME		4-2-0		4-1-0		2-0-0				
11-15-0		2-5-0	3-2-0		AWAY		3-6-0		1-0-0		2-2-0				
5-4-0		0-1-0	0-2-0		NEUTRAL		1-0-0		0-0-0		4-1-0				
15-9-0		2-2-0	0-0-0		NON-CONFERENCE		0-3-0		5-1-0		8-3-0				
6-1-0		0-0-0	0-0-0		HOME		0-0-0		4-1-0		2-0-0				
5-7-0		2-2-0	0-0-		AWAY		0-3-0		1-0-0		2-2-0				
4-1-0		0-0-0	0-0-0		NEUTRAL		0-0-0		0-0-0		4-1-0				
12-18-1		1-8-1	3-5-0		CONFERENCE		8-5-0		0-0-0		0-0-0				
5-7-1		1-4-1	0-1-0		HOME		4-2-0		0-0-0		0-0-0				
6-8-0		0-3-0	3-2-0		AWAY		3-3-0		0-0-0		0-0-0				
1-3-0		0-1-0	0-2-0		NEUTRAL		1-0-0		0-0-0		0-0-0				
RPI	S	Opponent	Score	RPI	S	Opponent	Score	RPI	S	Opponent	Score	RPI	S	Opponent	Score
5	A	Texas	4 10	35	A	Baylor	9 8	56	A	Wichita St.	7 22	109	H	Iowa	15 7
5	A	Texas	1 3	35	A	Baylor	8 9	60	H	Texas Tech	10 21	109	H	Iowa	8 1
5	A	Texas	2 3	35	A	Baylor	12 6	60	H	Texas Tech	8 11	109	H	Iowa	3 5
9	A	Arkansas	3 15	35	N	Baylor	3 6	60	H	Texas Tech	10 2	109	H	Iowa	8 4
18	H	Oklahoma	7 8	39	A	Kansas St.	7 3	64	A	Nebraska	7 11	141	A	UALR	11 8
18	H	Oklahoma	4 14	39	A	Kansas St.	5 8	64	A	Nebraska	7 4	141	H	UALR	9 8
18	H	Oklahoma	6 9	39	H	Kansas St.	4 5	64	A	Nebraska	6 1	179	A	Creighton	5 4
18	N	Oklahoma	2 3	39	N	Kansas St.	5 10	74	H	Missouri	9 8	179	H	Creighton	5 4
20	H	Texas A&M	4 6					74	H	Missouri	10 9	186	A	Missouri St.	6 4
20	H	Texas A&M	9 5					74	H	Missouri	10 3	186	H	Missouri St.	7 6
20	H	Texas A&M	8 8					74	N	Missouri	1 0	187	N	Eastern Mich.	9 5
22	A	LSU	2 4					89	A	Tulane	0 1	187	N	Eastern Mich.	1 3
22	A	LSU	11 9					89	A	Tulane	3 5	190	N	Gonzaga	9 5
22	A	LSU	8 4					97	A	Oklahoma St.	17 3	206	A	St. Louis	8 12
								97	A	Oklahoma St.	7 8	206	A	St. Louis	5 8
								97	A	Oklahoma St.	4 5	223	N	Sacramento St.	4 3
												223	N	Sacramento St.	10 4
LAST 15 GAMES															
				35	N	Baylor	3 6	39	A	Kansas St.	5 8				
				39	N	Kansas St.	5 10	39	A	Kansas St.	7 3				
				18	N	Oklahoma	2 3	39	H	Kansas St.	4 5				
				18	H	Oklahoma	6 9								
				18	H	Oklahoma	7 8								
Non-Div. I Games:		Baker	16	0	Tabor	15	0	St. Mary (KS)	10	0	Benedictine (KS)	11	2	Kansas	

Non-Div. I Games:

Baker

16 0

Tabor

15 0

St. Mary (KS)

10 0

Benedictine (KS)

11 2

Kansas

18	H	Oklahoma	4	14
141	A	UALR	11	8

K  
a  
n  
s  
a  
s

K  
a  
n  
s  
a  
s

Average RPI Win: 129		WON-LOST	WINNING	LAST 15	STRENGTH OF		OPP. STRENGTH	TEAM	ADJ	CONF.	ADJ CONF.
Average RPI Loss: 63		RECORD	PCT. RANK	GAMES	SCHEDULE		OF SCHEDULE	RPI	RPI	RPI	RPI
DIV. I ONLY		35-20-0	.63636	44	52		57	39	.56681	39	4
DIV. I NON-CONF.		20-6-0	.76923	27	194		235	54	.55546	53	4
TOTALS		RPI 1-25	RPI 26-50		W-L RECORDS		RPI 51-100		RPI 101-150		RPI 150+
35-20-0		3-7-0	4-3-0		OVERALL		11-6-0		5-5-0		13-1-0
20-6-0		1-2-0	3-0-0		HOME		7-2-0		5-1-0		4-1-0
7-10-0		2-4-0	1-0-0		AWAY		3-4-0		0-2-0		1-0-0
9-6-0		0-1-0	0-3-0		NEUTRAL		1-0-0		0-2-0		8-0-0
20-6-0		0-0-0	1-2-0		NON-CONFERENCE		2-0-0		5-5-0		13-1-0
10-2-0		0-0-0	0-0-0		HOME		1-0-0		5-1-0		4-1-0
3-2-0		0-0-0	1-0-		AWAY		1-0-0		0-2-0		1-0-0
8-4-0		0-0-0	0-2-0		NEUTRAL		0-0-0		0-2-0		8-0-0
15-14-0		3-7-0	3-1-0		CONFERENCE		9-6-0		0-0-0		0-0-0
10-4-0		1-2-0	3-0-0		HOME		6-2-0		0-0-0		0-0-0
4-8-0		2-4-0	0-0-0		AWAY		2-4-0		0-0-0		0-0-0
1-2-0		0-1-0	0-1-0		NEUTRAL		1-0-0		0-0-0		0-0-0
RPI S	Opponent	Score	RPI S	Opponent	Score	RPI S	Opponent	Score	RPI S	Opponent	Score
5 H	Texas	2 17	28 N	Washington St.	6 8	56 A	Wichita St.	7 4	110 A	BYU	10 13
5 H	Texas	5 6	28 N	Washington St.	6 9	56 H	Wichita St.	8 3	110 A	BYU	9 15
5 H	Texas	2 1	32 A	Citadel	2 1	59 A	Kansas	5 4	114 H	Minnesota	0 3
18 A	Oklahoma	11 15	35 H	Baylor	5 2	59 H	Kansas	8 5	114 H	Minnesota	12 6
18 A	Oklahoma	14 9	35 H	Baylor	5 2	59 H	Kansas	3 7	116 H	Kent St.	10 9
18 A	Oklahoma	3 14	35 H	Baylor	3 2	59 N	Kansas	10 5	116 H	Kent St.	11 0
18 N	Oklahoma	2 13	35 N	Baylor	8 11	60 A	Texas Tech	10 6	116 H	Kent St.	7 1
20 A	Texas A&M	2 10				60 A	Texas Tech	4 13	116 H	Kent St.	11 8
20 A	Texas A&M	2 3				60 A	Texas Tech	5 8	137 N	East Tenn. St.	6 10
20 A	Texas A&M	8 7				64 H	Nebraska	8 3	143 N	Villanova	5 8
						64 H	Nebraska	3 5	162 A	Stetson	14 6
						64 H	Nebraska	13 5	179 H	Creighton	4 7
						74 A	Missouri	8 9	191 N	Notre Dame	5 2
						74 A	Missouri	2 4	193 N	Delaware	11 5
						97 H	Oklahoma St.	13 3	211 H	Milwaukee	2 1
						97 H	Oklahoma St.	9 3	211 H	Milwaukee	4 0
						97 H	Oklahoma St.	14 11	232 N	Harvard	6 1
									246 N	Northeastern	6 1
									263 N	St. Bonaventure	14 7
									266 N	Duquesne	10 3
									271 N	Western Mich.	27 8
									272 N	Grambling	9 8
						28 N	Washington St.	6 9	298 H	Chicago St.	12 4
			272 N	Grambling	9 8	20 A	Texas A&M	2 10	298 H	Chicago St.	20 2
			28 N	Washington St.	6 8	20 A	Texas A&M	8 7			
			18 N	Oklahoma	2 13	59 H	Kansas	8 5			
			59 N	Kansas	10 5						

Non-Div. I Games: Newman 7 1

Kansas St.

35 N Baylor	8	11
20 A Texas A&M	2	3

K  
a  
n  
s  
a  
s  
S  
t  
.

K  
a  
n  
s  
a  
s  
S  
t  
.

Average RPI Win: 139		WON-LOST RECORD		WINNING PCT. RANK		LAST 15 GAMES		STRENGTH OF SCHEDULE		OPP. STRENGTH OF SCHEDULE		TEAM RPI		ADJ RPI		CONF. RPI		ADJ CONF. RPI	
DIV. I ONLY		23-32-0		.41818 212		5-10-0		90		136		158		.49748 152		16		17	
DIV. I NON-CONF.		11-17-0		.39286 208		0-3-0		32		81		133		.50822 134		16		16	
TOTALS		RPI 1-25		RPI 26-50		W-L RECORDS		RPI 51-100		RPI 101-150		RPI 150+							
23-32-0		1-1-0		2-6-0		OVERALL		3-8-0		7-8-0		10-9-0							
11-15-0		1-0-0		0-3-0		HOME		3-5-0		4-6-0		3-1-0							
10-17-0		0-1-0		2-3-0		AWAY		0-3-0		3-2-0		5-8-0							
2-0-0		0-0-0		0-0-0		NEUTRAL		0-0-0		0-0-0		2-0-0							
11-17-0		1-1-0		1-4-0		NON-CONFERENCE		3-8-0		1-2-0		5-2-0							
5-9-0		1-0-0		0-3-0		HOME		3-5-0		0-1-0		1-0-0							
4-8-0		0-1-0		1-0-		AWAY		0-3-0		1-1-0		2-2-0							
2-0-0		0-0-0		0-0-0		NEUTRAL		0-0-0		0-0-0		2-0-0							
12-15-0		0-0-0		1-2-0		CONFERENCE		0-0-0		6-6-0		5-7-0							
6-6-0		0-0-0		0-0-0		HOME		0-0-0		4-5-0		2-1-0							
6-9-0		0-0-0		1-2-0		AWAY		0-0-0		2-1-0		3-6-0							
0-0-0		0-0-0		0-0-0		NEUTRAL		0-0-0		0-0-0		0-0-0							
RPI	S	Opponent		Score		RPI	S	Opponent		Score		RPI	S	Opponent		Score			
10	A	Georgia Tech		2	8	44	A	Fla. Gulf Coast		5	6	61	A	Troy		8	10		
10	H	Georgia Tech		7	4	44	A	Fla. Gulf Coast		1	11	61	H	Troy		6	19		
						44	A	Fla. Gulf Coast		8	7	66	A	Ga. Southern		2	16		
						47	A	Tennessee		4	2	66	H	Ga. Southern		7	8		
						47	A	Tennessee		2	3	69	H	Samford		7	9		
						49	H	Liberty		2	11	69	H	Samford		11	6		
						49	H	Liberty		4	10	69	H	Samford		3	5		
						49	H	Liberty		4	10	75	H	James Madison		6	5		
												75	H	James Madison		20	9		
												86	A	Jacksonville St.		2	17		
												86	H	Jacksonville St.		4	11		

Non-Div. I Games:

Kennesaw St.

Kennesaw St.

230	A	S.C. Upstate	10	6
230	A	S.C. Upstate	5	6

Through Games Of Sunday, May 30, 2010

RPI	S	Opponent	Score	
226	A	Campbell	1	3
230	A	S.C. Upstate	5	6
230	A	S.C. Upstate	10	6
230	A	S.C. Upstate	2	12
259	A	Southern Utah	16	4
259	A	Southern Utah	12	6
259	A	Southern Utah	4	10

Kennesaw St.

K  
e  
n  
n  
e  
s  
a  
w  
S  
t  
.

K  
e  
n  
n  
e  
s  
a  
w  
S  
t  
.

Average RPI Win: 181		WON-LOST RECORD		WINNING PCT. RANK		LAST 15 GAMES		STRENGTH OF SCHEDULE		OPP. STRENGTH OF SCHEDULE		TEAM RPI		ADJ RPI		CONF. RPI		ADJ CONF. RPI	
DIV. I ONLY		39-23-0		.62903 56		10-5-0		218		150		107		.51523 116		20		20	
DIV. I NON-CONF.		16-13-0		.55172 115		0-2-0		227		50		147		.49923 151		20		20	
TOTALS		RPI 1-25		RPI 26-50		W-L RECORDS		RPI 51-100		RPI 101-150		RPI 150+							
39-23-0		0-2-0		1-7-0		OVERALL		4-0-0		10-7-0		24-9-0							
12-6-0		0-0-0		0-0-0		HOME		1-0-0		3-3-0		8-3-0							
19-14-0		0-2-0		1-6-0		AWAY		2-0-0		4-3-0		12-4-0							
8-4-0		0-0-0		0-1-0		NEUTRAL		1-0-0		3-1-0		4-2-0							
16-13-0		0-2-0		1-7-0		NON-CONFERENCE		4-0-0		4-2-0		7-4-0							
4-2-0		0-0-0		0-0-0		HOME		1-0-0		0-0-0		3-2-0							
9-10-0		0-2-0		1-0-		AWAY		2-0-0		3-1-0		3-1-0							
3-3-0		0-0-0		0-1-0		NEUTRAL		1-0-0		1-1-0		1-1-0							
23-10-0		0-0-0		0-0-0		CONFERENCE		0-0-0		6-5-0		17-5-0							
8-4-0		0-0-0		0-0-0		HOME		0-0-0		3-3-0		5-1-0							
10-5-0		0-0-0		0-0-0		AWAY		0-0-0		1-2-0		9-3-0							
5-1-0		0-0-0		0-0-0		NEUTRAL		0-0-0		2-0-0		3-1-0							
RPI	S	Opponent		Score		RPI	S	Opponent		Score		RPI	S	Opponent		Score			
6	A	UCLA		1	15	39	A	Kansas St.		8	11	57	A	Pittsburgh		16	3		
13	A	Vanderbilt		1	7	39	A	Kansas St.		0	11	57	H	Pittsburgh		19	6		
						39	A	Kansas St.		1	7	85	N	Illinois St.		7	4		
						39	A	Kansas St.		9	10	98	A	Winthrop		16	10		
						40	A	Western Ky.		3	5								
						40	A	Western Ky.		0	13								
						40	A	Western Ky.		13	10								
						45	N	UC Irvine		9	19								
								LAST 15 GAMES											
						45	N	UC Irvine		9	19	187	N	Eastern Mich.		4	12		
						6	A	UCLA		1	15	245	A	Akron		20	7		
						107	N	Central Mich.		5	3	245	A	Akron		13	6		
						187	N	Eastern Mich.		9	8								
						187	N	Eastern Mich.		15	1								

Non-Div. I Games:

Kent St.



Kent St.

135 N Toledo	4	3
153 N Miami (OH)	9	2

Through Games Of Sunday, May 30, 2010

RPI	S	Opponent	Score	
187	A	Eastern Mich.	5	0
187	N	Eastern Mich.	9	8
187	N	Eastern Mich.	15	1
187	N	Eastern Mich.	4	12
225	A	Buffalo	16	8
225	A	Buffalo	8	4
225	A	Buffalo	9	4
245	A	Akron	9	2
245	A	Akron	13	6
245	A	Akron	20	7
247	H	Ohio	15	6
247	H	Ohio	5	4
247	H	Ohio	3	11
248	H	Niagara	17	11
266	A	Duquesne	5	0
266	H	Duquesne	1	3
271	H	Western Mich.	7	1
271	H	Western Mich.	16	15
271	H	Western Mich.	14	4
273	A	Youngstown St.	5	2
273	H	Youngstown St.	6	5
288	A	Cleveland St.	6	3
288	H	Cleveland St.	5	7

Kent St.

K  
e  
n  
t  
S  
t  
.

K  
e  
n  
t  
S  
t  
.

Average RPI Win: 93		WON-LOST	WINNING	LAST 15	STRENGTH OF		OPP. STRENGTH	TEAM	ADJ	CONF.	ADJ CONF.
Average RPI Loss: 50		RECORD	PCT. RANK	GAMES	SCHEDULE		OF SCHEDULE	RPI	RPI	RPI	RPI
DIV. I ONLY		31-25-0	.55357	107	8-7-0		12	18	35	.5746	33
DIV. I NON-CONF.		18-8-0	.69231	51	1-2-0		56	92	32	.57484	31
TOTALS		RPI 1-25	RPI 26-50		W-L RECORDS		RPI 51-100		RPI 101-150		RPI 150+
31-25-0		12-12-0	4-6-0		OVERALL		1-2-0		6-3-0		8-2-0
20-10-0		9-4-0	1-3-0		HOME		1-1-0		3-0-0		6-2-0
7-15-0		3-8-0	2-3-0		AWAY		0-1-0		2-3-0		0-0-0
4-0-0		0-0-0	1-0-0		NEUTRAL		0-0-0		1-0-0		2-0-0
18-8-0		2-1-0	2-2-0		NON-CONFERENCE		1-2-0		5-1-0		8-2-0
11-4-0		1-0-0	0-1-0		HOME		1-1-0		3-0-0		6-2-0
3-4-0		1-1-0	1-0-		AWAY		0-1-0		1-1-0		0-0-0
4-0-0		0-0-0	1-0-0		NEUTRAL		0-0-0		1-0-0		2-0-0
13-17-0		10-11-0	2-4-0		CONFERENCE		0-0-0		1-2-0		0-0-0
9-6-0		8-4-0	1-2-0		HOME		0-0-0		0-0-0		0-0-0
4-11-0		2-7-0	1-2-0		AWAY		0-0-0		1-2-0		0-0-0
0-0-0		0-0-0	0-0-0		NEUTRAL		0-0-0		0-0-0		0-0-0
RPI S	Opponent	Score	RPI S	Opponent	Score	RPI S	Opponent	Score	RPI S	Opponent	Score
2 A	Coastal Caro.	3 2	27 H	Mississippi	12 3	92 H	Evansville	7 1	103 A	Indiana	17 18
4 H	Florida	3 6	27 H	Mississippi	6 7	92 H	Evansville	4 8	105 N	West Virginia	6 0
4 H	Florida	6 5	27 H	Mississippi	0 9	100 A	San Diego St.	4 12	119 A	Georgia	6 8
4 H	Florida	8 10	29 A	San Diego	6 0				119 A	Georgia	14 11
7 A	Louisville	9 10	34 N	Virginia Tech	15 6				119 A	Georgia	0 20
7 H	Louisville	5 0	40 A	Western Ky.	8 24				122 H	Bowling Green	10 4
9 A	Arkansas	16 17	40 H	Western Ky.	3 6				122 H	Bowling Green	4 3
9 A	Arkansas	12 8	47 A	Tennessee	6 8				122 H	Bowling Green	6 4
9 A	Arkansas	1 10	47 A	Tennessee	1 3				136 A	Cincinnati	11 2
12 H	Alabama	8 2	47 A	Tennessee	12 8				163 H	Murray St.	5 7
12 H	Alabama	9 11							163 N	Murray St.	6 3
12 H	Alabama	7 6							176 H	Wright St.	11 1
13 A	Vanderbilt	8 9							177 H	Xavier	11 6
13 A	Vanderbilt	1 2							198 H	Lipscomb	8 10
13 A	Vanderbilt	0 7							200 H	Morehead St.	5 2
16 A	Auburn	8 7							241 N	Monmouth	14 13
16 A	Auburn	5 6							274 H	IPFW	11 2
16 A	Auburn	6 13							274 H	IPFW	9 3
17 H	South Carolina	9 13							274 H	IPFW	10 1
17 H	South Carolina	2 1									
17 H	South Carolina	9 3									
22 H	LSU	11 9	LAST 15 GAMES								
22 H	LSU	9 4	119 A	Georgia	14 11	198 H	Lipscomb	8 10			
22 H	LSU	6 4	119 A	Georgia	0 20	103 A	Indiana	17 18			
			119 A	Georgia	6 8	17 H	South Carolina	9 3			
			163 N	Murray St.	6 3						
			22 H	LSU	6 4						

Non-Div. I Games:

Kentucky

22	H	LSU	9	4
22	H	LSU	11	9

K  
e  
n  
t  
u  
c  
k  
y

K  
e  
n  
t  
u  
c  
k  
y

Average RPI Win:		96	WON-LOST		WINNING	LAST 15	STRENGTH OF		OPP. STRENGTH	TEAM	ADJ		CONF.	ADJ CONF.			
Average RPI Loss:		43	RECORD		PCT. RANK	GAMES	SCHEDULE		OF SCHEDULE	RPI	RPI		RPI	RPI			
DIV. I ONLY			40-20-0		.66667	29	7-8-0		36	13	21	.58638	22	2	1		
DIV. I NON-CONF.			22-4-0		.84615	9	1-3-0		126	128	20	.59302	21	1	1		
TOTALS		RPI 1-25		RPI 26-50		W-L RECORDS		RPI 51-100		RPI 101-150		RPI 150+					
40-20-0		10-9-0		6-7-0		OVERALL		8-4-0		5-1-0		12-1-0					
30-8-0		6-3-0		1-0-0		HOME		6-3-0		5-1-0		12-1-0					
4-12-0		1-6-0		3-6-0		AWAY		0-1-0		0-0-0		0-0-0					
7-1-0		3-0-0		2-1-0		NEUTRAL		2-0-0		0-0-0		0-0-0					
22-4-0		0-1-0		2-1-0		NON-CONFERENCE		6-3-0		3-0-0		12-1-0					
20-3-0		0-0-0		1-0-0		HOME		4-2-0		3-0-0		12-1-0					
0-2-0		0-1-0		0-0-		AWAY		0-1-0		0-0-0		0-0-0					
3-1-0		0-0-0		1-1-0		NEUTRAL		2-0-0		0-0-0		0-0-0					
18-16-0		10-8-0		4-6-0		CONFERENCE		2-1-0		2-1-0		0-0-0					
10-5-0		6-3-0		0-0-0		HOME		2-1-0		2-1-0		0-0-0					
4-11-0		1-5-0		3-6-0		AWAY		0-0-0		0-0-0		0-0-0					
4-0-0		3-0-0		1-0-0		NEUTRAL		0-0-0		0-0-0		0-0-0					
RPI	S	Opponent		Score		RPI	S	Opponent		Score		RPI	S	Opponent		Score	
4	A	Florida		5	8	27	A	Mississippi		6	7	53	H	Southeastern La.		9	5
4	A	Florida		3	7	27	A	Mississippi		8	9	59	H	Kansas		9	11
4	A	Florida		6	13	27	A	Mississippi		9	11	59	H	Kansas		4	2
4	N	Florida		10	6	27	N	Mississippi		8	0	59	H	Kansas		4	8
6	A	UCLA		3	6	33	A	Kentucky		9	11	62	N	Southern Miss.		6	5
9	H	Arkansas		5	1	33	A	Kentucky		4	6	63	H	Northwestern St.		8	6
9	H	Arkansas		3	6	33	A	Kentucky		4	9	63	N	Northwestern St.		14	3
9	H	Arkansas		8	7	43	H	La.-Lafayette		4	3	73	H	Mississippi St.		14	13
12	H	Alabama		6	5	45	N	UC Irvine		3	4	73	H	Mississippi St.		17	3
12	H	Alabama		12	5	45	N	UC Irvine		11	10	73	H	Mississippi St.		1	2
12	H	Alabama		9	7	47	A	Tennessee		10	6	89	A	Tulane		1	9
12	N	Alabama		4	3	47	A	Tennessee		6	2	89	H	Tulane		10	4
13	H	Vanderbilt		16	15	47	A	Tennessee		8	6						
13	H	Vanderbilt		2	6												
13	H	Vanderbilt		3	4												
13	N	Vanderbilt		7	5												
16	A	Auburn		14	10												
16	A	Auburn		5	6												
16	A	Auburn		7	11												
LAST 15 GAMES																	
45	N	UC Irvine		3	4	73	H	Mississippi St.		1	2						
6	A	UCLA		3	6	73	H	Mississippi St.		17	3						
45	N	UC Irvine		11	10	73	H	Mississippi St.		14	13						
12	N	Alabama		4	3												
27	N	Mississippi		8	0												

Non-Div. I Games:

LSU

13 N Vanderbilt	7	5
4 N Florida	10	6

L  
S  
U

L  
S  
U

Average RPI Win: 234		WON-LOST	WINNING	LAST 15	STRENGTH OF		OPP. STRENGTH	TEAM	ADJ	CONF.	ADJ CONF.
Average RPI Loss: 185		RECORD	PCT. RANK	GAMES	SCHEDULE		OF SCHEDULE	RPI	RPI	RPI	RPI
DIV. I ONLY		22-32-0	.40741	223	7-8-0		265	241	261	.42885	262
DIV. I NON-CONF.		6-17-0	.26087	257	1-0-0		189	266	268	.41939	267
TOTALS		RPI 1-25	RPI 26-50		W-L RECORDS		RPI 51-100		RPI 101-150		RPI 150+
22-32-0	0-0-0	0-3-0		OVERALL		0-5-0		1-2-0		21-22-0	
14-9-0	0-0-0	0-0-0		HOME		0-1-0		1-1-0		13-7-0	
7-21-0	0-0-0	0-3-0		AWAY		0-4-0		0-1-0		7-13-0	
1-2-0	0-0-0	0-0-0		NEUTRAL		0-0-0		0-0-0		1-2-0	
6-17-0	0-0-0	0-3-0		NON-CONFERENCE		0-5-0		1-2-0		5-7-0	
3-4-0	0-0-0	0-0-0		HOME		0-1-0		1-1-0		2-2-0	
3-13-0	0-0-0	0-0-		AWAY		0-4-0		0-1-0		3-5-0	
0-0-0	0-0-0	0-0-0		NEUTRAL		0-0-0		0-0-0		0-0-0	
16-15-0	0-0-0	0-0-0		CONFERENCE		0-0-0		0-0-0		16-15-0	
11-5-0	0-0-0	0-0-0		HOME		0-0-0		0-0-0		11-5-0	
4-8-0	0-0-0	0-0-0		AWAY		0-0-0		0-0-0		4-8-0	
1-2-0	0-0-0	0-0-0		NEUTRAL		0-0-0		0-0-0		1-2-0	
RPI S	Opponent	Score	RPI S	Opponent	Score	RPI S	Opponent	Score	RPI S	Opponent	Score
47 A	North Carolina St.	3 32	57 H	Pittsburgh	11 20	139 H	Rider	12 10	143 A	Villanova	7 10
47 A	North Carolina St.	9 15	90 A	VMI	3 5	143 H	Villanova	4 13	164 A	Penn St.	3 2
47 A	North Carolina St.	3 18	90 A	VMI	1 11	173 N	Rhode Island	2 7	173 N	Rhode Island	2 7
			90 A	VMI	8 12	177 A	Xavier	6 4	177 A	Xavier	1 9
			90 A	VMI	4 14	177 A	Xavier	9 8	206 H	St. Louis	2 10
						206 H	St. Louis	7 5	206 H	St. Louis	8 10
						208 A	Massachusetts	1 4	208 A	Massachusetts	8 15
						208 A	Massachusetts	5 3	208 A	Massachusetts	8 6
						221 A	Old Dominion	0 1	221 A	Old Dominion	4 5
						221 A	Old Dominion	4 10	226 A	Campbell	7 19
						226 A	Campbell	7 11	227 A	Penn	1 6
						234 A	Fordham	5 12	234 A	Fordham	6 2
						234 A	Fordham	10 8	234 N	Fordham	3 2
						242 H	Dayton	7 2	242 H	Dayton	
						242 H	Dayton				
LAST 15 GAMES			LAST 15 GAMES			LAST 15 GAMES			LAST 15 GAMES		
173 N	Rhode Island	2 7	263 H	St. Bonaventure	13 12	234 A	Fordham	6 2	234 N	Fordham	10 8
234 N	Fordham	10 8	263 H	St. Bonaventure	3 0	242 H	Dayton	3 2	242 H	Dayton	7 2
173 N	Rhode Island	2 7	139 H	Rider	12 10						
208 A	Massachusetts	8 15									
208 A	Massachusetts	1 4									

Non-Div. I Games:

La Salle

208 A Massachusetts	5	3
263 H St. Bonaventure	5	4

RPI	S	Opponent	Score	
242	H	Dayton	3	1
248	H	Niagara	14	7
251	A	St. Joseph's	5	10
251	A	St. Joseph's	1	2
251	A	St. Joseph's	6	10
263	H	St. Bonaventure	13	12
263	H	St. Bonaventure	5	4
263	H	St. Bonaventure	3	0
265	H	Temple	12	5
265	H	Temple	5	6
265	H	Temple	8	7
265	H	Temple	11	10
266	H	Duquesne	11	6
266	H	Duquesne	3	12
266	H	Duquesne	6	8
270	A	St. Peter's	4	2
273	H	Youngstown St.	5	7
297	H	Md.-East. Shore	10	6
297	H	Md.-East. Shore	4	8

Average RPI Win:		131	WON-LOST RECORD		WINNING PCT. RANK	LAST 15 GAMES		STRENGTH OF SCHEDULE		OPP. STRENGTH OF SCHEDULE	TEAM RPI	ADJ RPI		CONF. RPI	ADJ CONF. RPI		
DIV. I ONLY			37-20-0		.64912	35	9-6-0		65	81	40	.56214 43		6	6		
DIV. I NON-CONF.			16-9-0		.64	70	2-3-0		43	178	44	.55992 43		5	5		
TOTALS		RPI 1-25		RPI 26-50		W-L RECORDS		RPI 51-100		RPI 101-150		RPI 150+					
37-20-0		0-2-0		5-6-0		OVERALL		11-11-0		6-2-0		16-1-0					
23-10-0		0-0-0		3-3-0		HOME		9-5-0		3-1-0		8-1-0					
14-9-0		0-2-0		1-2-0		AWAY		2-5-0		3-1-0		8-0-0					
1-2-0		0-0-0		1-1-0		NEUTRAL		0-1-0		0-0-0		0-0-0					
16-9-0		0-2-0		1-1-0		NON-CONFERENCE		3-5-0		3-2-0		10-1-0					
13-5-0		0-0-0		0-0-0		HOME		2-3-0		3-1-0		8-1-0					
3-5-0		0-2-0		0-0-		AWAY		1-2-0		0-1-0		2-0-0					
1-1-0		0-0-0		1-1-0		NEUTRAL		0-0-0		0-0-0		0-0-0					
21-11-0		0-0-0		4-5-0		CONFERENCE		8-6-0		3-0-0		6-0-0					
10-5-0		0-0-0		3-3-0		HOME		7-2-0		0-0-0		0-0-0					
11-5-0		0-0-0		1-2-0		AWAY		1-3-0		3-0-0		6-0-0					
0-1-0		0-0-0		0-0-0		NEUTRAL		0-1-0		0-0-0		0-0-0					
RPI	S	Opponent		Score		RPI	S	Opponent		Score		RPI	S	Opponent		Score	
5	A	Texas		2	4	30	N	Rice		1	0	53	A	Southeastern La.		4	11
22	A	LSU		3	4	30	N	Rice		1	9	53	H	Southeastern La.		4	9
						38	H	Fla. Atlantic		3	4	61	H	Troy		9	5
						38	H	Fla. Atlantic		9	3	61	H	Troy		6	0
						38	H	Fla. Atlantic		3	4	61	H	Troy		8	5
						40	H	Western Ky.		4	3	62	H	Southern Miss.		0	4
						40	H	Western Ky.		1	2	62	H	Southern Miss.		10	6
						40	H	Western Ky.		12	5	62	H	Southern Miss.		1	6
						50	A	FIU		7	3	63	A	Northwestern St.		4	3
						50	A	FIU		1	8	63	H	Northwestern St.		8	1
						50	A	FIU		6	15	67	A	Middle Tenn.		0	3
												67	H	Middle Tenn.		6	4
												67	H	Middle Tenn.		2	1
												67	H	Middle Tenn.		3	1
												72	A	South Ala.		4	9
												72	A	South Ala.		3	1
												72	A	South Ala.		11	12
												89	A	Tulane		1	2
												95	H	Arkansas St.		9	13
												95	H	Arkansas St.		2	6

Non-Div. I Games:

La.-Lafayette



RPI	S	Opponent		Score
196 A		La.-Monroe	13	1
196 A		La.-Monroe	10	4
95 H		Arkansas St.	13	5
95 N		Arkansas St.	6	8
196 A		La.-Monroe	6	5
120 A		McNeese St.	4	5
40 H		Western Ky.	4	3

Average RPI Win:		156	WON-LOST RECORD		WINNING PCT. RANK		LAST 15 GAMES		STRENGTH OF SCHEDULE		OPP. STRENGTH OF SCHEDULE		TEAM RPI		ADJ RPI		CONF. RPI		ADJ CONF. RPI	
DIV. I ONLY		17-38-0		.30909	265	2-13-0		56		100		192		.47684	196	6		6		
DIV. I NON-CONF.		10-15-0		.4	205	0-3-0		46		219		157		.49515	158	5		5		
TOTALS		RPI 1-25		RPI 26-50		W-L RECORDS		RPI 51-100		RPI 101-150		RPI 150+								
17-38-0		0-1-0		3-12-0		OVERALL		4-15-0		1-7-0		9-3-0								
11-15-0		0-0-0		1-5-0		HOME		1-7-0		1-1-0		8-2-0								
6-23-0		0-1-0		2-7-0		AWAY		3-8-0		0-6-0		1-1-0								
0-0-0		0-0-0		0-0-0		NEUTRAL		0-0-0		0-0-0		0-0-0								
10-15-0		0-1-0		1-2-0		NON-CONFERENCE		1-6-0		1-4-0		7-2-0								
7-4-0		0-0-0		0-0-0		HOME		0-2-0		1-1-0		6-1-0								
3-11-0		0-1-0		1-0-		AWAY		1-4-0		0-3-0		1-1-0								
0-0-0		0-0-0		0-0-0		NEUTRAL		0-0-0		0-0-0		0-0-0								
7-23-0		0-0-0		2-10-0		CONFERENCE		3-9-0		0-3-0		2-1-0								
4-11-0		0-0-0		1-5-0		HOME		1-5-0		0-0-0		2-1-0								
3-12-0		0-0-0		1-5-0		AWAY		2-4-0		0-3-0		0-0-0								
0-0-0		0-0-0		0-0-0		NEUTRAL		0-0-0		0-0-0		0-0-0								
RPI	S	Opponent		Score		RPI	S	Opponent		Score		RPI	S	Opponent		Score				
22	A	LSU		7	18	27	A	Mississippi		6	5	61	H	Troy		2	3			
						27	A	Mississippi		0	14	61	H	Troy		3	13			
						27	A	Mississippi		2	13	61	H	Troy		7	0			
						38	H	Fla. Atlantic		6	5	62	A	Southern Miss.		5	14			
						38	H	Fla. Atlantic		1	13	62	H	Southern Miss.		7	8			
						38	H	Fla. Atlantic		7	8	63	A	Northwestern St.		4	12			
						40	A	Western Ky.		0	10	63	A	Northwestern St.		6	8			
						40	A	Western Ky.		8	10	63	H	Northwestern St.		6	10			
						40	A	Western Ky.		1	6	67	A	Middle Tenn.		8	5			
						43	H	La.-Lafayette		4	10	67	A	Middle Tenn.		4	5			
						43	H	La.-Lafayette		5	6	67	A	Middle Tenn.		3	9			
						43	H	La.-Lafayette		1	13	72	A	South Ala.		4	8			
						50	A	FIU		8	7	72	A	South Ala.		8	13			
						50	A	FIU		1	4	72	A	South Ala.		17	8			
						50	A	FIU		3	13	89	A	Tulane		5	8			
												91	A	Stephen F. Austin		10	9			
												95	H	Arkansas St.		6	10			
												95	H	Arkansas St.		3	15			
												95	H	Arkansas St.		1	8			

Non-Div. I Games:

La.-Monroe

141 A UALR	6	7
141 A UALR	1	3

L  
a  
.  
-  
M  
o  
n  
r  
o  
e

L  
a  
.  
-  
M  
o  
n  
r  
o  
e

Average RPI Win:	235	WON-LOST RECORD	WINNING PCT. RANK	LAST 15 GAMES	STRENGTH OF SCHEDULE	OPP. STRENGTH OF SCHEDULE	TEAM RPI	ADJ RPI	CONF. RPI	ADJ CONF. RPI	
Average RPI Loss:	187										
DIV. I ONLY	15-30-0	.33333	258	8-7-0	177	270	254	.43687	253	23	23
DIV. I NON-CONF.	8-17-0	.32	241	4-1-0	212	275	257	.42901	257	26	26
<hr/>											
TOTALS	RPI 1-25	RPI 26-50		W-L RECORDS		RPI 51-100		RPI 101-150		RPI 150+	
15-30-0	0-0-0	0-0-0		OVERALL		0-3-0		0-6-0		15-21-0	
10-6-0	0-0-0	0-0-0		HOME		0-0-0		0-0-0		10-6-0	
5-23-0	0-0-0	0-0-0		AWAY		0-3-0		0-5-0		5-15-0	
0-1-0	0-0-0	0-0-0		NEUTRAL		0-0-0		0-1-0		0-0-0	
<hr/>											
8-17-0	0-0-0	0-0-0		NON-CONFERENCE		0-3-0		0-6-0		8-8-0	
5-3-0	0-0-0	0-0-0		HOME		0-0-0		0-0-0		5-3-0	
3-13-0	0-0-0	0-0-		AWAY		0-3-0		0-5-0		3-5-0	
0-1-0	0-0-0	0-0-0		NEUTRAL		0-0-0		0-1-0		0-0-0	
<hr/>											
7-13-0	0-0-0	0-0-0		CONFERENCE		0-0-0		0-0-0		7-13-0	
5-3-0	0-0-0	0-0-0		HOME		0-0-0		0-0-0		5-3-0	
2-10-0	0-0-0	0-0-0		AWAY		0-0-0		0-0-0		2-10-0	
0-0-0	0-0-0	0-0-0		NEUTRAL		0-0-0		0-0-0		0-0-0	
<hr/>											
RPI	S	Opponent	Score	RPI	S	Opponent	Score	RPI	S	Opponent	Score
				90 A VMI 8 16				134 A Dallas Baptist 13 14			
				90 A VMI 6 7				134 A Dallas Baptist 4 16			
				90 A VMI 2 14				134 A Dallas Baptist 5 12			
								139 A Rider 7 8			
								139 N Rider 9 14			
								143 A Villanova 6 12			
								156 A Army 2 5			
								156 A Army 8 7			
								156 A Army 4 7			
								156 A Army 2 11			
								193 A Delaware 4 5			
								209 A Richmond 2 11			
								209 A Richmond 1 7			
								209 A Richmond 7 10			
								212 H Bucknell 3 5			
								212 H Bucknell 14 13			
								212 H Bucknell 5 4			
								212 H Bucknell 8 18			
								218 A Holy Cross 2 6			
								218 A Holy Cross 7 0			
				218 A Holy Cross 4 11							
				218 A Holy Cross 3 6							
				219 A Lehigh 3 6							
				219 A Lehigh 0 2							
				219 A Lehigh 5 7							
				219 A Lehigh 1 2							
				227 A Penn 2 1							
</											

Non-Div. I Games:

Lafayette

Lafayette

261	H	Navy	7	6
261	H	Navy	10	8

Through Games Of Sunday, May 30, 2010

RPI	S	Opponent	Score	
227	A	Penn	6	4
227	H	Penn	9	8
227	H	Penn	3	14
238	H	Wagner	3	8
241	A	Monmouth	6	5
248	H	Niagara	8	7
248	H	Niagara	5	4
248	H	Niagara	12	7
251	A	St. Joseph's	1	6
261	H	Navy	7	6
261	H	Navy	5	20
261	H	Navy	7	5
261	H	Navy	10	8
277	H	Long Island	5	4
289	H	NJIT	2	3

Lafayette

L  
a  
f  
a  
y  
e  
t  
t  
e

L  
a  
f  
a  
y  
e  
t  
t  
e

Average RPI Win: 162		WON-LOST RECORD	WINNING PCT. RANK	LAST 15 GAMES	STRENGTH OF SCHEDULE	OPP. STRENGTH OF SCHEDULE	TEAM RPI	ADJ RPI	CONF. RPI	ADJ CONF. RPI					
Average RPI Loss: 128															
DIV. I ONLY		35-24-0	.59322 84	9-6-0	162	170	99	.51532 115	12	12					
DIV. I NON-CONF.		15-6-0	.71429 44	0-2-0	234	273	96	.52065 103	12	12					
<hr/>															
TOTALS		RPI 1-25		RPI 26-50		W-L RECORDS		RPI 51-100		RPI 101-150		RPI 150+			
35-24-0		0-1-0		1-2-0		OVERALL		8-8-0		7-6-0		19-9-0			
21-14-0		0-0-0		0-1-0		HOME		4-3-0		3-4-0		14-6-0			
10-10-0		0-1-0		1-0-0		AWAY		2-5-0		2-2-0		5-3-0			
4-1-0		0-0-0		0-1-0		NEUTRAL		2-0-0		2-0-0		0-0-0			
15-6-0		0-1-0		1-2-0		NON-CONFERENCE		1-1-0		1-0-0		12-4-0			
12-5-0		0-0-0		0-1-0		HOME		1-0-0		1-0-0		10-4-0			
3-2-0		0-1-0		1-0-		AWAY		0-1-0		0-0-0		2-0-0			
0-1-0		0-0-0		0-1-0		NEUTRAL		0-0-0		0-0-0		0-0-0			
20-18-0		0-0-0		0-0-0		CONFERENCE		7-7-0		6-6-0		7-5-0			
9-9-0		0-0-0		0-0-0		HOME		3-3-0		2-4-0		4-2-0			
7-9-0		0-0-0		0-0-0		AWAY		2-4-0		2-2-0		3-3-0			
4-0-0		0-0-0		0-0-0		NEUTRAL		2-0-0		2-0-0		0-0-0			
RPI S	Opponent	Score		RPI S	Opponent	Score		RPI S	Opponent	Score		RPI S	Opponent	Score	
15 A	TCU	3	16	30 A	Rice	13	7	51 A	Texas St.	1	12	120 A	McNeese St.	3	7
				30 H	Rice	2	7	51 A	Texas St.	2	5	120 H	McNeese St.	3	5
				35 N	Baylor	4	6	51 A	Texas St.	7	8	120 H	McNeese St.	9	12
								51 N	Texas St.	17	7	120 H	McNeese St.	3	6
								53 H	Southeastern La.	1	5	120 N	McNeese St.	9	3
								53 H	Southeastern La.	7	4	120 N	McNeese St.	10	7
								53 H	Southeastern La.	8	1	126 A	Texas-Arlington	8	1
								63 A	Northwestern St.	9	6	126 A	Texas-Arlington	22	5
								63 A	Northwestern St.	7	3	126 A	Texas-Arlington	8	11
								63 A	Northwestern St.	4	10	134 H	Dallas Baptist	7	3
								63 N	Northwestern St.	4	3	142 H	UTSA	4	2
								83 A	Houston	7	8	142 H	UTSA	13	9
								83 H	Houston	7	6	142 H	UTSA	4	14
								91 H	Stephen F. Austin	3	9	151 A	Nicholls St.	4	12
								91 H	Stephen F. Austin	6	10	151 A	Nicholls St.	7	3
								91 H	Stephen F. Austin	9	4	151 A	Nicholls St.	2	9
												164 H	Penn St.	4	0
												164 H	Penn St.	8	3
												199 H	Sam Houston St.	4	0
												199 H	Sam Houston St.	5	2
												199 H	Sam Houston St.	14	7
												203 A	A&M-Corpus Christi	16	3
												203 A	A&M-Corpus Christi	4	5
												203 A	A&M-Corpus Christi	9	2
												204 H	Maine	5	4
												204 H	Maine	4	2
												204 H	Maine	6	1
<hr/>															
				LAST 15 GAMES											
				35 N	Baylor	4	6	91 H	Stephen F. Austin	6	10	203 A	A&M-Corpus Christi	4	5
				15 A	TCU	3	16	91 H	Stephen F. Austin	3	9	203 A	A&M-Corpus Christi	9	2
				51 N	Texas St.	17	7	126 A	Texas-Arlington	8	11	204 H	Maine	5	4
				120 N	McNeese St.	9	3					204 H	Maine	4	2
				120 N	McNeese St.	10	7					204 H	Maine	6	1

Non-Div. I Games:

Lamar

63 N Northwestern St.	4	3
91 H Stephen F. Austin	9	4

RPI	S	Opponent	Score	
214	H	Central Ark.	3	4
214	H	Central Ark.	8	7
214	H	Central Ark.	9	10
243	H	Houston Baptist	4	12
243	H	Houston Baptist	0	2
254	H	Texas Southern	15	9
254	H	Texas Southern	8	3
268	H	Tex.-Pan American	10	0
268	H	Tex.-Pan American	7	9
275	H	North Dakota St.	9	7
275	H	North Dakota St.	12	5
275	H	North Dakota St.	9	10
295	A	Prairie View	4	2
295	A	Prairie View	16	1

L  
a  
m  
a  
r

L  
a  
m  
a  
r

Lamar





14	A	Florida St.	1	17
14	A	Florida St.	5	8

RPI	S	Opponent	Score	
216	H	Stony Brook	7	8
216	H	Stony Brook	4	10
219	N	Ill.-Chicago	13	7
219	N	Ill.-Chicago	4	8
225	H	Buffalo	2	0
225	H	Buffalo	2	1
263	A	St. Bonaventure	9	2
263	A	St. Bonaventure	9	5
273	A	Youngstown St.	1	4
273	A	Youngstown St.	6	8
273	A	Youngstown St.	6	1
277	A	Long Island	12	1
277	A	Long Island	6	4
280	A	Albany (NY)	6	2
280	H	Albany (NY)	7	0

[illegible]

Non-Div. I Games:	Muhlenberg	7	4
-------------------	------------	---	---

Lehigh

218 H Holy Cross	4	3
218 H Holy Cross	4	3

RPI	S	Opponent	Score	
218	H	Holy Cross	4	3
218	H	Holy Cross	0	3
227	A	Penn	4	12
250	N	Fairfield	6	12
251	A	St. Joseph's	2	6
253	H	Lafayette	6	3
253	H	Lafayette	7	5
253	H	Lafayette	2	1
253	H	Lafayette	2	0
261	A	Navy	4	2
261	A	Navy	7	9
261	A	Navy	5	2
261	A	Navy	0	7
263	N	St. Bonaventure	8	13
265	A	Temple	13	12
279	N	Butler	8	9
289	H	NJIT	7	0
294	A	Coppin St.	5	6
297	A	Md.-East. Shore	2	4
297	A	Md.-East. Shore	4	0

Lehigh

L  
e  
h  
i  
g  
h

L  
e  
h  
i  
g  
h

Average RPI Win: 153		WON-LOST RECORD	WINNING PCT. RANK	LAST 15 GAMES	STRENGTH OF SCHEDULE	OPP. STRENGTH OF SCHEDULE	TEAM RPI	ADJ RPI	CONF. RPI	ADJ CONF. RPI				
Average RPI Loss: 83														
DIV. I ONLY		42-19-0	.68852	21	8-7-0	114	121	45	.55861	49	11	11		
DIV. I NON-CONF.		20-9-0	.68966	54	1-0-0	92	181	43	.55883	47	11	11		
<hr/>														
TOTALS		RPI 1-25		RPI 26-50		W-L RECORDS		RPI 51-100		RPI 101-150		RPI 150+		
42-19-0		0-4-0		0-3-0		OVERALL		15-7-0		5-2-0		22-3-0		
19-9-0		0-3-0		0-1-0		HOME		8-3-0		3-1-0		8-1-0		
20-8-0		0-0-0		0-2-0		AWAY		7-4-0		1-0-0		12-2-0		
3-2-0		0-1-0		0-0-0		NEUTRAL		0-0-0		1-1-0		2-0-0		
20-9-0		0-0-0		0-3-0		NON-CONFERENCE		6-5-0		2-0-0		12-1-0		
11-5-0		0-0-0		0-1-0		HOME		5-3-0		1-0-0		5-1-0		
7-4-0		0-0-0		0-0-		AWAY		1-2-0		1-0-0		5-0-0		
2-0-0		0-0-0		0-0-0		NEUTRAL		0-0-0		0-0-0		2-0-0		
22-10-0		0-4-0		0-0-0		CONFERENCE		9-2-0		3-2-0		10-2-0		
8-4-0		0-3-0		0-0-0		HOME		3-0-0		2-1-0		3-0-0		
13-4-0		0-0-0		0-0-0		AWAY		6-2-0		0-0-0		7-2-0		
1-2-0		0-1-0		0-0-0		NEUTRAL		0-0-0		1-1-0		0-0-0		
RPI	S	Opponent		Score	RPI	S	Opponent		Score	RPI	S	Opponent		Score
2	H	Coastal Caro.		2 5	34	A	Virginia Tech		0 10	58	H	St. John's (NY)		9 1
2	H	Coastal Caro.		1 7	41	A	Elon		1 3	58	H	St. John's (NY)		14 9
2	H	Coastal Caro.		0 5	41	H	Elon		3 5	58	H	St. John's (NY)		6 7
2	N	Coastal Caro.		2 8						75	A	James Madison		2 13
										75	H	James Madison		12 7
										81	A	Duke		2 3
										81	H	Duke		1 4
										84	A	Radford		3 1
										84	A	Radford		7 6
										84	A	Radford		10 3
										88	H	Manhattan		8 4
										88	H	Manhattan		8 6
										88	H	Manhattan		13 14
										90	H	VMI		12 9
										90	H	VMI		9 6
										90	H	VMI		13 8
										96	A	UNC Wilmington		12 2
										98	A	Winthrop		7 2
										98	A	Winthrop		2 11
										98	A	Winthrop		9 7
					LAST 15 GAMES									

Non-Div. I Games:

Liberty

RPI	S	Opponent	Score
98	A	Winthrop	5 8
98	A	Winthrop	2 11

RPI	S	Opponent	Score
98	A	Winthrop	5 8
98	A	Winthrop	8 2

RPI	S	Opponent	Score
256	A	Presbyterian	13 0
256	A	Presbyterian	8 7
293	H	Delaware St.	16 0
293	H	Delaware St.	8 1
293	H	Delaware St.	10 1

98	A	Winthrop	8 2
147	H	VCU	7 6
2	H	Coastal Caro.	0 5

Liberty

[illegible]

**Non-Div. I Games:**

Lipscomb

131	H	Mercer	4	7
131	H	Mercer	6	13

RPI	S	Opponent	Score	
171	A	Belmont	3	8
171	A	Belmont	10	12
171	A	Belmont	12	3
174	A	Tennessee Tech	8	12
174	H	Tennessee Tech	14	15
226	A	Campbell	4	5
226	A	Campbell	4	5
226	A	Campbell	9	7
235	A	UT Martin	4	1
235	H	UT Martin	7	4
273	H	Youngstown St.	8	2
273	H	Youngstown St.	8	9

Average RPI Win:		92	WON-LOST RECORD		WINNING PCT. RANK	LAST 15 GAMES		STRENGTH OF SCHEDULE		OPP. STRENGTH OF SCHEDULE	TEAM RPI	ADJ RPI	CONF. RPI	ADJ CONF. RPI			
Average RPI Loss:		85															
DIV. I ONLY			23-32-0		.41818	212	3-12-0		49	39	115	.52575	87	8	8		
DIV. I NON-CONF.			16-14-0		.53333	126	3-3-0		38	6	61	.55943	46	7	7		
TOTALS		RPI 1-25		RPI 26-50		W-L RECORDS		RPI 51-100		RPI 101-150		RPI 150+					
23-32-0		5-6-0		1-6-0		OVERALL		7-7-0		7-8-0		3-5-0					
11-18-0		0-4-0		1-6-0		HOME		4-5-0		4-1-0		2-2-0					
12-14-0		5-2-0		0-0-0		AWAY		3-2-0		3-7-0		1-3-0					
0-0-0		0-0-0		0-0-0		NEUTRAL		0-0-0		0-0-0		0-0-0					
16-14-0		5-2-0		1-3-0		NON-CONFERENCE		6-5-0		4-2-0		0-2-0					
7-10-0		0-1-0		1-3-0		HOME		4-5-0		2-0-0		0-1-0					
9-4-0		5-1-0		0-0-		AWAY		2-0-0		2-2-0		0-1-0					
0-0-0		0-0-0		0-0-0		NEUTRAL		0-0-0		0-0-0		0-0-0					
7-18-0		0-4-0		0-3-0		CONFERENCE		1-2-0		3-6-0		3-3-0					
4-8-0		0-3-0		0-3-0		HOME		0-0-0		2-1-0		2-1-0					
3-10-0		0-1-0		0-0-0		AWAY		1-2-0		1-5-0		1-2-0					
0-0-0		0-0-0		0-0-0		NEUTRAL		0-0-0		0-0-0		0-0-0					
RPI	S	Opponent		Score		RPI	S	Opponent		Score		RPI	S	Opponent		Score	
6	A	UCLA		16	4	31	H	Oregon		2	6	56	H	Wichita St.		7	4
6	H	UCLA		1	10	36	H	Stanford		3	4	56	H	Wichita St.		7	3
11	A	Cal St. Fullerton		1	8	36	H	Stanford		2	3	56	H	Wichita St.		0	8
11	H	Cal St. Fullerton		0	8	36	H	Stanford		10	5	65	A	Southern California		9	1
11	H	Cal St. Fullerton		2	12	45	H	UC Irvine		0	6	65	H	Southern California		5	10
11	H	Cal St. Fullerton		4	6	45	H	UC Irvine		1	6	68	H	Washington		4	6
24	A	Arizona		8	7	45	H	UC Irvine		2	4	68	H	Washington		9	11
24	A	Arizona		10	3							68	H	Washington		3	1
25	A	Oregon St.		8	4							71	A	UC Riverside		5	7
25	A	Oregon St.		4	16							71	A	UC Riverside		7	8
25	A	Oregon St.		7	1							71	A	UC Riverside		8	5
												76	H	Hawaii		2	8
												100	A	San Diego St.		11	8
												100	H	San Diego St.		4	3

Non-Div. I Games:

Long Beach St.



121 A Cal St. Northridge	2	11
121 A Cal St. Northridge	2	3

L  
o  
n  
g  
B  
e  
a  
c  
h  
S  
t  
.

L  
o  
n  
g  
B  
e  
a  
c  
h  
S  
t  
.

Average RPI Win: 242		WON-LOST	WINNING	LAST 15	STRENGTH OF		OPP. STRENGTH	TEAM	ADJ	CONF.	ADJ CONF.
Average RPI Loss: 186		RECORD	PCT. RANK	GAMES	SCHEDULE		OF SCHEDULE	RPI	RPI	RPI	RPI
DIV. I ONLY		14-42-0	.25	283	3-12-0		204	275	278	.41261	277
DIV. I NON-CONF.		3-21-0	.125	290	0-5-0		85	260	274	.41381	269
TOTALS		RPI 1-25	RPI 26-50		W-L RECORDS		RPI 51-100		RPI 101-150		RPI 150+
14-42-0	0-0-0	0-4-0		OVERALL		0-2-0		1-9-0		13-27-0	
8-12-0	0-0-0	0-0-0		HOME		0-1-0		0-2-0		8-9-0	
4-23-0	0-0-0	0-4-0		AWAY		0-1-0		0-3-0		4-15-0	
2-7-0	0-0-0	0-0-0		NEUTRAL		0-0-0		1-4-0		1-3-0	
3-21-0	0-0-0	0-4-0		NON-CONFERENCE		0-2-0		1-9-0		2-6-0	
1-3-0	0-0-0	0-0-0		HOME		0-1-0		0-2-0		1-0-0	
0-11-0	0-0-0	0-0-		AWAY		0-1-0		0-3-0		0-3-0	
2-7-0	0-0-0	0-0-0		NEUTRAL		0-0-0		1-4-0		1-3-0	
11-21-0	0-0-0	0-0-0		CONFERENCE		0-0-0		0-0-0		11-21-0	
7-9-0	0-0-0	0-0-0		HOME		0-0-0		0-0-0		7-9-0	
4-12-0	0-0-0	0-0-0		AWAY		0-0-0		0-0-0		4-12-0	
0-0-0	0-0-0	0-0-0		NEUTRAL		0-0-0		0-0-0		0-0-0	
RPI S	Opponent	Score	RPI S	Opponent	Score	RPI S	Opponent	Score	RPI S	Opponent	Score
			34 A	Virginia Tech	2 9	58 A	St. John's (NY)	6 7	111 H	Le Moyne	4 6
			34 A	Virginia Tech	4 12	88 H	Manhattan	10 15	111 H	Le Moyne	1 12
			34 A	Virginia Tech	0 11				139 A	Rider	2 3
			34 A	Virginia Tech	0 6				139 A	Rider	4 10
									139 A	Rider	9 12
									144 N	Canisius	5 11
									144 N	Canisius	0 3
									144 N	Canisius	3 6
									144 N	Canisius	8 3
									145 N	Dartmouth	2 14
									156 N	Army	11 12
									184 H	Bryant	1 6
									184 H	Bryant	11 8
									184 H	Bryant	2 21
									184 H	Bryant	0 5
									188 H	Sacred Heart	2 9
									188 H	Sacred Heart	8 5
									188 H	Sacred Heart	5 6
									188 H	Sacred Heart	10 4
									195 A	Central Conn. St.	11 1
									195 A	Central Conn. St.	10 16
									195 A	Central Conn. St.	4 5
									195 A	Central Conn. St.	1 2
									215 A	Hofstra	10 11
									238 A	Wagner	0 2
									238 A	Wagner	4 5
									238 A	Wagner	1 6
LAST 15 GAMES			195 A	Central Conn. St.	10 16	111 H	Le Moyne	1 12	195 A	Central Conn. St.	1 2
			195 A	Central Conn. St.	11 1	184 H	Bryant	2 21	215 A	Hofstra	10 11
			195 A	Central Conn. St.	4 5	184 H	Bryant	11 8	238 A	Wagner	0 2
			195 A	Central Conn. St.	1 2				238 A	Wagner	4 5
			139 A	Rider	4 10				238 A	Wagner	1 6

Non-Div. I Games:

Long Island

Long Island

139	A	Rider	2	3
111	H	Le Moyne	4	6

Through Games Of Sunday, May 30, 2010

RPI	S	Opponent	Score	
238	A	Wagner	0	3
241	H	Monmouth	2	0
241	H	Monmouth	7	9
241	H	Monmouth	2	9
241	H	Monmouth	5	7
253	A	Lafayette	4	5
257	A	NYIT	6	9
270	H	St. Peter's	3	2
275	N	North Dakota St.	7	19
278	A	Mt. St. Mary's	16	3
278	A	Mt. St. Mary's	0	4
278	A	Mt. St. Mary's	4	5
278	A	Mt. St. Mary's	5	4
281	A	Quinnipiac	10	11
281	A	Quinnipiac	0	5
281	A	Quinnipiac	5	9
281	A	Quinnipiac	9	0
283	H	Fairleigh Dickinson	6	5
283	H	Fairleigh Dickinson	5	8
283	H	Fairleigh Dickinson	3	1
283	H	Fairleigh Dickinson	7	3
289	N	NJIT	2	1
292	N	UMBC	5	10

Long Island

L  
o  
n  
g  
I  
s  
l  
a  
n  
d

L  
o  
n  
g  
I  
s  
l  
a  
n  
d

Average RPI Win:	221	WON-LOST RECORD	WINNING PCT. RANK	LAST 15 GAMES	STRENGTH OF SCHEDULE	OPP. STRENGTH OF SCHEDULE	TEAM RPI	ADJ RPI	CONF. RPI	ADJ CONF. RPI		
Average RPI Loss:	160											
DIV. I ONLY		28-20-0	.58333	89	11-4-0	216	264	162	.49232	166	25	26
DIV. I NON-CONF.		23-18-0	.56098	111	11-4-0	219	289	174	.48513	178	24	25
<hr/>												
TOTALS	RPI 1-25	RPI 26-50		W-L RECORDS		RPI 51-100		RPI 101-150		RPI 150+		
28-20-0	0-0-0	0-0-0		OVERALL		1-4-0		6-7-0		21-9-0		
18-10-0	0-0-0	0-0-0		HOME		1-1-0		3-6-0		14-3-0		
10-10-0	0-0-0	0-0-0		AWAY		0-3-0		3-1-0		7-6-0		
0-0-0	0-0-0	0-0-0		NEUTRAL		0-0-0		0-0-0		0-0-0		
23-18-0	0-0-0	0-0-0		NON-CONFERENCE		1-4-0		2-5-0		20-9-0		
16-8-0	0-0-0	0-0-0		HOME		1-1-0		2-4-0		13-3-0		
7-10-0	0-0-0	0-0-		AWAY		0-3-0		0-1-0		7-6-0		
0-0-0	0-0-0	0-0-0		NEUTRAL		0-0-0		0-0-0		0-0-0		
5-2-0	0-0-0	0-0-0		CONFERENCE		0-0-0		4-2-0		1-0-0		
2-2-0	0-0-0	0-0-0		HOME		0-0-0		1-2-0		1-0-0		
3-0-0	0-0-0	0-0-0		AWAY		0-0-0		3-0-0		0-0-0		
0-0-0	0-0-0	0-0-0		NEUTRAL		0-0-0		0-0-0		0-0-0		
RPI	S	Opponent	Score	RPI	S	Opponent	Score	RPI	S	Opponent	Score	
						75	A James Madison	10		11		
						75	H James Madison	13		17		
						84	A Radford	2		8		
						84	H Radford	9		6		
						90	A VMI	1		14		
</												

Non-Div. I Games:

Longwood

285	A	Norfolk St.	11	4
285	A	Norfolk St.	8	7

RPI	S	Opponent	Score	
248	H	Niagara	1	3
248	H	Niagara	10	3
270	A	St. Peter's	13	6
270	A	St. Peter's	0	10
270	A	St. Peter's	4	8
270	A	St. Peter's	13	7
285	A	Norfolk St.	11	4
285	A	Norfolk St.	14	7
285	A	Norfolk St.	8	7
285	H	Norfolk St.	5	4
285	H	Norfolk St.	8	2
292	H	UMBC	7	2
292	H	UMBC	8	5
294	H	Coppin St.	11	10
294	H	Coppin St.	14	5
300	H	N.C. Central	15	6

Longwood

L  
o  
n  
g  
w  
o  
o  
d

L  
o  
n  
g  
w  
o  
o  
d

Average RPI Win: 173		WON-LOST RECORD		WINNING PCT. RANK		LAST 15 GAMES		STRENGTH OF SCHEDULE		OPP. STRENGTH OF SCHEDULE		TEAM RPI		ADJ RPI		CONF. RPI		ADJ CONF. RPI	
DIV. I ONLY		24-29-0		.45283 189		6-9-0		107		171		150		.49639 157		15		14	
DIV. I NON-CONF.		13-14-0		.48148 156		1-3-0		76		166		125		.50836 133		15		15	
TOTALS		RPI 1-25		RPI 26-50		W-L RECORDS		RPI 51-100		RPI 101-150		RPI 150+							
24-29-0		0-3-0		1-5-0		OVERALL		5-6-0		5-10-0		13-5-0							
15-7-0		0-0-0		0-0-0		HOME		3-3-0		2-1-0		10-3-0							
9-19-0		0-2-0		1-5-0		AWAY		2-2-0		3-8-0		3-2-0							
0-3-0		0-1-0		0-0-0		NEUTRAL		0-1-0		0-1-0		0-0-0							
13-14-0		0-3-0		1-5-0		NON-CONFERENCE		1-1-0		4-2-0		7-3-0							
7-3-0		0-0-0		0-0-0		HOME		1-1-0		2-1-0		4-1-0							
6-10-0		0-2-0		1-0-		AWAY		0-0-0		2-1-0		3-2-0							
0-1-0		0-1-0		0-0-0		NEUTRAL		0-0-0		0-0-0		0-0-0							
11-15-0		0-0-0		0-0-0		CONFERENCE		4-5-0		1-8-0		6-2-0							
8-4-0		0-0-0		0-0-0		HOME		2-2-0		0-0-0		6-2-0							
3-9-0		0-0-0		0-0-0		AWAY		2-2-0		1-7-0		0-0-0							
0-2-0		0-0-0		0-0-0		NEUTRAL		0-1-0		0-1-0		0-0-0							
RPI	S	Opponent		Score		RPI	S	Opponent		Score		RPI	S	Opponent		Score			
5	A	Texas		9	10	35	A	Baylor		14	6	62	H	Southern Miss.		7	15		
5	A	Texas		2	13	35	A	Baylor		4	12	62	H	Southern Miss.		4	3		
9	N	Arkansas		4	5	46	A	New Mexico		6	7	76	H	Hawaii		14	6		
						46	A	New Mexico		14	15	76	H	Hawaii		13	14		
						46	A	New Mexico		6	12	76	H	Hawaii		9	5		
						46	A	New Mexico		10	13	76	H	Hawaii		0	10		
												76	N	Hawaii		7	8		
												77	A	Fresno St.		4	14		
												77	A	Fresno St.		13	5		
												77	A	Fresno St.		13	7		
												77	A	Fresno St.		2	12		
								LAST 15 GAMES											
						118	N	Nevada		1	3	5	A	Texas		2	13		
						76	N	Hawaii		7	8	5	A	Texas		9	10		
						118	A	Nevada		5	10	9	N	Arkansas		4	5		
						118	A	Nevada		1	18								
						118	A	Nevada		14	8								
												223	H	Sacramento St.		5	4		
												223	H	Sacramento St.		7	2		
												223	H	Sacramento St.		27	12		
												223	H	Sacramento St.		17	11		
												268	A	Tex.-Pan American		7	23		
												268	A	Tex.-Pan American		10	8		
Non-Div. I Games:		Texas Wesleyan		10	3	Texas Wesleyan		11	1	Texas Wesleyan		10	0	LSU-Shreveport		7	10		
														Louisiana Tech					

118	A	Nevada	5	8
214	H	Central Ark.	13	5

RPI	S	Opponent	Score	
268	A	Tex.-Pan American	9	5
272	A	Grambling	20	3
272	H	Grambling	11	1
276	H	Alcorn St.	14	6
276	H	Alcorn St.	0	1
276	H	Alcorn St.	12	2

Louisiana Tech

L  
o  
u  
i  
s  
i  
a  
n  
a  
T  
e  
c  
h

L  
o  
u  
i  
s  
i  
a  
n  
a  
T  
e  
c  
h

Average RPI Win: 106		WON-LOST	WINNING	LAST 15	STRENGTH OF		OPP. STRENGTH	TEAM	ADJ	CONF.	ADJ CONF.
Average RPI Loss: 63		RECORD	PCT. RANK	GAMES	SCHEDULE		OF SCHEDULE	RPI	RPI	RPI	RPI
DIV. I ONLY		48-12-0	.8	6	10-5-0		33	61	7	.61981	7
DIV. I NON-CONF.		25-4-0	.86207	7	3-2-0		23	33	2	.63609	2
TOTALS		RPI 1-25	RPI 26-50		W-L RECORDS		RPI 51-100		RPI 101-150		RPI 150+
48-12-0		3-4-0	5-2-0		OVERALL		11-5-0		20-1-0		11-2-0
27-4-0		3-3-0	2-0-0		HOME		6-1-0		12-1-0		6-1-0
16-6-0		0-1-0	3-2-0		AWAY		2-2-0		6-0-0		5-1-0
5-2-0		0-0-0	0-0-0		NEUTRAL		3-2-0		2-0-0		0-0-0
25-4-0		1-3-0	5-2-0		NON-CONFERENCE		4-0-0		13-1-0		4-0-0
17-3-0		1-2-0	2-0-0		HOME		1-0-0		9-1-0		4-0-0
7-3-0		0-1-0	3-0-		AWAY		1-0-0		3-0-0		0-0-0
3-0-0		0-0-0	0-0-0		NEUTRAL		2-0-0		1-0-0		0-0-0
23-8-0		2-1-0	0-0-0		CONFERENCE		7-5-0		7-0-0		7-2-0
12-3-0		2-1-0	0-0-0		HOME		5-1-0		3-0-0		2-1-0
9-3-0		0-0-0	0-0-0		AWAY		1-2-0		3-0-0		5-1-0
2-2-0		0-0-0	0-0-0		NEUTRAL		1-2-0		1-0-0		0-0-0
RPI S	Opponent	Score	RPI S	Opponent	Score	RPI S	Opponent	Score	RPI S	Opponent	Score
13 A	Vanderbilt	10 11	27 A	Mississippi	6 1	52 H	Rutgers	24 6	101 A	Ohio St.	6 0
13 H	Vanderbilt	2 3	27 A	Mississippi	3 8	52 H	Rutgers	9 4	101 A	Ohio St.	10 8
13 H	Vanderbilt	7 1	27 A	Mississippi	10 8	52 H	Rutgers	5 3	103 A	Indiana	5 4
13 H	Vanderbilt	0 7	33 A	Kentucky	0 5	57 A	Pittsburgh	5 15	103 H	Indiana	9 7
23 H	Connecticut	4 2	33 H	Kentucky	10 9	57 A	Pittsburgh	9 7	105 A	West Virginia	10 1
23 H	Connecticut	3 6	40 A	Western Ky.	7 6	57 A	Pittsburgh	3 8	105 A	West Virginia	8 1
23 H	Connecticut	1 0	40 H	Western Ky.	7 4	58 H	St. John's (NY)	5 8	105 A	West Virginia	12 9
						58 H	St. John's (NY)	10 6	105 N	West Virginia	11 4
						58 H	St. John's (NY)	8 4	111 H	Le Moyne	12 1
						58 N	St. John's (NY)	5 6	111 H	Le Moyne	8 1
						58 N	St. John's (NY)	3 5	111 H	Le Moyne	6 5
						70 N	Michigan	2 0	114 N	Minnesota	5 4
						80 N	Michigan St.	17 6	117 H	Ball St.	11 7
						92 A	Evansville	8 7	117 H	Ball St.	8 3
						92 H	Evansville	13 6	117 H	Ball St.	1 5
						93 N	South Fla.	9 7	122 H	Bowling Green	8 7
									122 H	Bowling Green	13 1
									122 H	Bowling Green	5 2
									143 H	Villanova	12 4
									143 H	Villanova	7 0
									143 H	Villanova	10 6
									167 H	Seton Hall	4 2
									167 H	Seton Hall	3 1
									167 H	Seton Hall	6 8
									172 H	Eastern Ky.	14 3
									177 H	Xavier	7 4
									181 A	Georgetown	10 3
			LAST 15 GAMES								
			13 H	Vanderbilt	2 3	105 N	West Virginia	11 4			
			13 H	Vanderbilt	0 7	191 A	Notre Dame	13 3			
			13 H	Vanderbilt	7 1	191 A	Notre Dame	4 3			
			206 H	St. Louis	11 2						
			58 N	St. John's (NY)	3 5						

Non-Div. I Games:

Louisville



93 N South Fla.	9	7
58 N St. John's (NY)	5	6

RPI	S	Opponent	Score	
181	A	Georgetown	1	2
181	A	Georgetown	5	0
191	A	Notre Dame	6	3
191	A	Notre Dame	4	3
191	A	Notre Dame	13	3
200	H	Morehead St.	7	2
206	H	St. Louis	11	2

L  
o  
u  
i  
s  
v  
i  
l  
l  
e

L  
o  
u  
i  
s  
v  
i  
l  
l  
e

Average RPI Win: 140		WON-LOST	WINNING	LAST 15	STRENGTH OF		OPP. STRENGTH	TEAM	ADJ	CONF.	ADJ CONF.						
Average RPI Loss: 114		RECORD	PCT. RANK	GAMES	SCHEDULE		OF SCHEDULE	RPI	RPI	RPI	RPI						
DIV. I ONLY		23-33-0	.41071	220	4-11-0		168	93	195	.47969	189	17	16				
DIV. I NON-CONF.		18-17-0	.51429	141	1-4-0		140	52	121	.5148	113	14	14				
<hr/>																	
TOTALS		RPI 1-25		RPI 26-50		W-L RECORDS		RPI 51-100		RPI 101-150		RPI 150+					
23-33-0		2-0-0		0-7-0		OVERALL		8-8-0		5-10-0		8-8-0					
13-16-0		1-0-0		0-2-0		HOME		2-2-0		3-8-0		7-4-0					
9-16-0		1-0-0		0-5-0		AWAY		5-6-0		2-2-0		1-3-0					
1-1-0		0-0-0		0-0-0		NEUTRAL		1-0-0		0-0-0		0-1-0					
18-17-0		2-0-0		0-4-0		NON-CONFERENCE		8-5-0		3-6-0		5-2-0					
8-9-0		1-0-0		0-2-0		HOME		2-2-0		1-4-0		4-1-0					
9-7-0		1-0-0		0-0-		AWAY		5-3-0		2-2-0		1-0-0					
1-1-0		0-0-0		0-0-0		NEUTRAL		1-0-0		0-0-0		0-1-0					
5-16-0		0-0-0		0-3-0		CONFERENCE		0-3-0		2-4-0		3-6-0					
5-7-0		0-0-0		0-0-0		HOME		0-0-0		2-4-0		3-3-0					
0-9-0		0-0-0		0-3-0		AWAY		0-3-0		0-0-0		0-3-0					
0-0-0		0-0-0		0-0-0		NEUTRAL		0-0-0		0-0-0		0-0-0					
RPI	S	Opponent		Score		RPI	S	Opponent		Score		RPI	S	Opponent		Score	
11	A	Cal St. Fullerton		11	10	29	A	San Diego		1	6	65	A	Southern California		5	6
11	H	Cal St. Fullerton		4	2	29	A	San Diego		2	15	65	H	Southern California		7	9
						29	A	San Diego		2	3	71	A	UC Riverside		6	16
						31	H	Oregon		3	12	71	A	UC Riverside		11	10
						45	A	UC Irvine		1	5	71	H	UC Riverside		10	3
						45	A	UC Irvine		9	19	71	H	UC Riverside		6	8
						45	H	UC Irvine		6	9	77	A	Fresno St.		4	3
												77	A	Fresno St.		5	2
												77	A	Fresno St.		10	16
												77	A	Fresno St.		12	5
												87	A	Long Beach St.		6	5
												87	H	Long Beach St.		6	4
												94	A	Portland		2	17
												94	A	Portland		1	5
												94	A	Portland		12	13
												97	N	Oklahoma St.		3	0
														159 A UC Santa Barbara		12	4
														159 H UC Santa Barbara		1	4
														182 N Northwestern		0	3
														190 A Gonzaga		1	6
														190 A Gonzaga		3	5
														190 A Gonzaga		4	8
														205 H Santa Clara		3	10
														205 H Santa Clara		13	22
														205 H Santa Clara		10	6
														210 H St. Mary's (CA)		10	0
														210 H St. Mary's (CA)		9	14
														210 H St. Mary's (CA)		2	1
<hr/>																	
LAST 15 GAMES																	

Non-Div. I Games:

Loyola Marymount

190	A	Gonzaga	1	6
190	A	Gonzaga	3	5

RPI	S	Opponent	Score	
280	H	Albany (NY)	12	3
280	H	Albany (NY)	11	6
280	H	Albany (NY)	4	1
280	H	Albany (NY)	7	4

Loyola Marymount

L  
o  
y  
o  
l  
a  
M  
a  
r  
y  
m  
o  
u  
n  
t

L  
o  
y  
o  
l  
a  
M  
a  
r  
y  
m  
o  
u  
n  
t

Average RPI Win: 247		WON-LOST RECORD		WINNING PCT. RANK		LAST 15 GAMES		STRENGTH OF SCHEDULE		OPP. STRENGTH OF SCHEDULE		TEAM RPI		ADJ RPI		CONF. RPI		ADJ CONF. RPI	
DIV. I ONLY		31-21-0		.59615 80		10-5-0		282		240		202		.4728 204		29		29	
DIV. I NON-CONF.		14-12-0		.53846 123		1-0-0		216		167		158		.49337 160		28		28	
TOTALS		RPI 1-25		RPI 26-50		W-L RECORDS		RPI 51-100		RPI 101-150		RPI 150+							
31-21-0		1-6-0		0-0-0		OVERALL		0-0-0		0-3-0		30-12-0							
10-4-0		0-0-0		0-0-0		HOME		0-0-0		0-0-0		10-4-0							
15-14-0		1-6-0		0-0-0		AWAY		0-0-0		0-3-0		14-5-0							
6-3-0		0-0-0		0-0-0		NEUTRAL		0-0-0		0-0-0		6-3-0							
14-12-0		1-6-0		0-0-0		NON-CONFERENCE		0-0-0		0-3-0		13-3-0							
3-1-0		0-0-0		0-0-0		HOME		0-0-0		0-0-0		3-1-0							
5-9-0		1-6-0		0-0-		AWAY		0-0-0		0-3-0		4-0-0							
6-2-0		0-0-0		0-0-0		NEUTRAL		0-0-0		0-0-0		6-2-0							
17-9-0		0-0-0		0-0-0		CONFERENCE		0-0-0		0-0-0		17-9-0							
7-3-0		0-0-0		0-0-0		HOME		0-0-0		0-0-0		7-3-0							
10-5-0		0-0-0		0-0-0		AWAY		0-0-0		0-0-0		10-5-0							
0-1-0		0-0-0		0-0-0		NEUTRAL		0-0-0		0-0-0		0-1-0							
RPI S	Opponent	Score		RPI S	Opponent	Score		RPI S	Opponent	Score		RPI S	Opponent	Score					
21 A	North Carolina	4	8									115 A	Lamar	2	4				
21 A	North Carolina	5	3									115 A	Lamar	1	6				
21 A	North Carolina	1	11									115 A	Lamar	4	5				
25 A	Oregon St.	2	12									173 N	Rhode Island	6	5				
25 A	Oregon St.	5	7									181 N	Georgetown	6	10				
25 A	Oregon St.	1	2									181 N	Georgetown	17	3				
25 A	Oregon St.	3	18									185 A	Binghamton	7	5				
												185 A	Binghamton	11	13				
												185 A	Binghamton	3	1				
												185 A	Binghamton	0	6				
												185 A	Binghamton	1	3				
												216 H	Stony Brook	13	3				
												216 H	Stony Brook	3	7				
												216 H	Stony Brook	10	9				
												216 H	Stony Brook	4	5				
												216 N	Stony Brook	1	10				
												219 H	Lehigh	2	4				
												219 H	Lehigh	10	9				
												219 H	Lehigh	8	1				
												219 H	Lehigh	5	1				
												227 N	Penn	17	8				
												227 N	Penn	18	8				
												246 N	Northeastern	8	3				
												263 N	St. Bonaventure	6	7				
												264 N	Valparaiso	16	8				
												280 A	Albany (NY)	9	2				
												280 A	Albany (NY)	11	5				
Non-Div. I Games: Thomas (ME)				20	0	Rollins		7	8	Rollins		11	8	Bates		7	2	Maine	

292	A	UMBC	13	2
280	H	Albany (NY)	4	2

RPI	S	Opponent	Score	
280	A	Albany (NY)	10	11
280	H	Albany (NY)	4	2
280	H	Albany (NY)	5	12
280	H	Albany (NY)	9	5
284	A	Hartford	12	4
284	A	Hartford	10	3
284	A	Hartford	6	7
284	H	Hartford	4	1
284	H	Hartford	14	7
284	H	Hartford	4	3
289	A	NJIT	15	1
289	A	NJIT	8	2
289	A	NJIT	7	1
289	A	NJIT	11	4
292	A	UMBC	7	3
292	A	UMBC	13	2
292	A	UMBC	6	2
292	A	UMBC	5	3

Average RPI Win: 203		WON-LOST	WINNING	LAST 15	STRENGTH OF	OPP. STRENGTH	TEAM	ADJ	CONF.	ADJ CONF.				
Average RPI Loss: 127		RECORD	PCT. RANK	GAMES	SCHEDULE	OF SCHEDULE	RPI	RPI	RPI	RPI				
DIV. I ONLY		31-20-0	.60784	65	8-7-0	154	211	93	.5256	88	21	21		
DIV. I NON-CONF.		15-9-0	.625	76	1-1-0	79	147	62	.55053	60	22	22		
<hr/>														
TOTALS		RPI 1-25	RPI 26-50		W-L RECORDS		RPI 51-100		RPI 101-150		RPI 150+			
31-20-0		1-3-0	1-2-0		OVERALL		0-0-0		7-10-0		22-5-0			
15-1-0		0-0-0	0-0-0		HOME		0-0-0		2-0-0		13-1-0			
15-17-0		1-3-0	1-2-0		AWAY		0-0-0		4-8-0		9-4-0			
1-2-0		0-0-0	0-0-0		NEUTRAL		0-0-0		1-2-0		0-0-0			
15-9-0		1-3-0	1-2-0		NON-CONFERENCE		0-0-0		4-1-0		9-3-0			
4-0-0		0-0-0	0-0-0		HOME		0-0-0		2-0-0		2-0-0			
11-9-0		1-3-0	1-0-		AWAY		0-0-0		2-1-0		7-3-0			
0-0-0		0-0-0	0-0-0		NEUTRAL		0-0-0		0-0-0		0-0-0			
16-11-0		0-0-0	0-0-0		CONFERENCE		0-0-0		3-9-0		13-2-0			
11-1-0		0-0-0	0-0-0		HOME		0-0-0		0-0-0		11-1-0			
4-8-0		0-0-0	0-0-0		AWAY		0-0-0		2-7-0		2-1-0			
1-2-0		0-0-0	0-0-0		NEUTRAL		0-0-0		1-2-0		0-0-0			
RPI	S	Opponent	Score		RPI	S	Opponent	Score		RPI	S	Opponent	Score	
8	A	Miami (FL)	3	7	49	A	Liberty	4	8	105	A	West Virginia	4	14
8	A	Miami (FL)	1	18	49	A	Liberty	6	8	105	A	West Virginia	13	1
8	A	Miami (FL)	12	7	49	A	Liberty	14	13	105	A	West Virginia	4	3
23	A	Connecticut	4	5						133	A	Marist	5	7
										133	A	Marist	1	5
										133	A	Marist	9	4
										133	N	Marist	6	5
										139	A	Rider	14	5
										139	A	Rider	9	10
										139	A	Rider	3	6
										144	A	Canisius	0	4
										144	A	Canisius	8	10
										144	A	Canisius	20	23
										144	N	Canisius	5	7
										144	N	Canisius	5	6
										146	H	Columbia	6	2
										146	H	Columbia	2	1
										167	A	Seton Hall	3	2
										178	H	Siena	3	6
										178	H	Siena	19	18
										178	H	Siena	7	5
										188	A	Sacred Heart	10	11
										193	A	Delaware	10	8
										193	A	Delaware	18	8
										193	A	Delaware	17	12
										193	A	Delaware	9	15
										215	A	Hofstra	7	11
LAST 15 GAMES														
					144	N	Canisius	5	6	286	H	Iona	7	1
					133	N	Marist	6	5	286	H	Iona	19	3
					144	N	Canisius	5	7	23	A	Connecticut	4	5
					178	H	Siena	19	18					
					178	H	Siena	3	6					

Non-Div. I Games:

Manhattan

178	H	Siena	7	5
286	H	Iona	10	2

RPI	S	Opponent	Score	
234	A	Fordham	12	8
248	H	Niagara	4	2
248	H	Niagara	5	2
248	H	Niagara	12	1
250	A	Fairfield	9	2
250	A	Fairfield	6	7
250	A	Fairfield	6	5
257	H	NYIT	13	7
270	H	St. Peter's	9	7
270	H	St. Peter's	3	2
270	H	St. Peter's	8	4
277	A	Long Island	15	10
280	A	Albany (NY)	17	6
280	H	Albany (NY)	9	8
286	H	Iona	7	1
286	H	Iona	19	3
286	H	Iona	10	2

Average RPI Win: 211		WON-LOST RECORD	WINNING PCT. RANK		LAST 15 GAMES	STRENGTH OF SCHEDULE	OPP. STRENGTH OF SCHEDULE	TEAM RPI	ADJ RPI	CONF. RPI	ADJ CONF. RPI	
Average RPI Loss: 156												
DIV. I ONLY		33-22-0	.6	74	9-6-0	179	249	131	.50893	133	21	21
DIV. I NON-CONF.		17-12-0	.58621	101	3-1-0	152	270	114	.51321	118	22	22
<hr/>												
TOTALS		RPI 1-25		RPI 26-50		W-L RECORDS		RPI 51-100		RPI 101-150		RPI 150+
33-22-0		0-0-0		0-0-0		OVERALL		3-7-0		4-4-0		26-11-0
13-6-0		0-0-0		0-0-0		HOME		2-1-0		2-1-0		9-4-0
19-11-0		0-0-0		0-0-0		AWAY		1-4-0		2-2-0		16-5-0
1-5-0		0-0-0		0-0-0		NEUTRAL		0-2-0		0-1-0		1-2-0
<hr/>												
17-12-0		0-0-0		0-0-0		NON-CONFERENCE		1-5-0		1-0-0		15-7-0
6-1-0		0-0-0		0-0-0		HOME		0-0-0		0-0-0		6-1-0
10-8-0		0-0-0		0-0-		AWAY		1-4-0		1-0-0		8-4-0
1-3-0		0-0-0		0-0-0		NEUTRAL		0-1-0		0-0-0		1-2-0
<hr/>												
16-10-0		0-0-0		0-0-0		CONFERENCE		2-2-0		3-4-0		11-4-0
7-5-0		0-0-0		0-0-0		HOME		2-1-0		2-1-0		3-3-0
9-3-0		0-0-0		0-0-0		AWAY		0-0-0		1-2-0		8-1-0
0-2-0		0-0-0		0-0-0		NEUTRAL		0-1-0		0-1-0		0-0-0
<hr/>												
RPI	S	Opponent	Score	RPI	S	Opponent	Score	RPI	S	Opponent	Score	
						54 N Appalachian St.	3 5			139 A Rider	11 8	
						82 A Charlotte	11 7			139 A Rider	4 22	
						82 A Charlotte	10 13			139 A Rider	6 7	
						82 A Charlotte	9 26			139 N Rider	7 10	
						88 H Manhattan	7 5			143 A Villanova	11 10	
						88 H Manhattan	4 9			144 H Canisius	13 14	
						88 H Manhattan	5 1			144 H Canisius	7 5	
						88 N Manhattan	5 6			144 H Canisius	12 3	
						98 A Winthrop	4 19			155 N George Mason	2 3	
						98 A Winthrop	9 10			156 N Army	3 4	
										166 A Longwood	6 3	
										178 H Siena	16 5	
										178 H Siena	2 0	
										178 H Siena	9 11	
										180 A Gardner-Webb	3 7	
										180 A Gardner-Webb	11 5	
										182 N Northwestern	10 2	
										184 H Bryant	2 5	
										185 A Binghamton	10 13	
										195 A Central Conn. St.	1 7	
										195 H Central Conn. St.	7 6	
										216 H Stony Brook	9 3	
										218 A Holy Cross	12 10	
										234 A Fordham	4 3	
										237 A George Washington	6 3	
										237 A George Washington	9 7	
										237 A George Washington	11 6	
<hr/>												
				LAST 15 GAMES								
						88 N Manhattan	5 6			144 H Canisius	7 5	
						139 N Rider	7 10			139 A Rider	11 8	
						250 A Fairfield	13 8			139 A Rider	4 22	
						250 A Fairfield	12 9					
						250 A Fairfield	13 8					

Non-Div. I Games:

Marist



144 H Canisius	12	3
144 H Canisius	13	14

RPI	S	Opponent	Score	
240	H	Brown	1	0
240	H	Brown	3	2
248	A	Niagara	12	1
248	A	Niagara	11	5
248	A	Niagara	2	7
250	A	Fairfield	12	9
250	A	Fairfield	13	8
250	A	Fairfield	13	8
251	A	St. Joseph's	6	8
265	A	Temple	21	8
270	H	St. Peter's	10	3
270	H	St. Peter's	0	3
270	H	St. Peter's	2	3
280	H	Albany (NY)	11	2
284	H	Hartford	10	1
286	A	Iona	16	1
286	A	Iona	6	0
286	A	Iona	8	6

Marist

M  
a  
r  
i  
s  
t

M  
a  
r  
i  
s  
t

[illegible]

**Non-Div. I Games:**

Marshall

					RPI	S	Opponent	Score	
176	H	Wright St.	9	7	84	H	Radford	5	15
84	H	Radford	5	15	84	N	Radford	3	2
					89	A	Tulane	3	4
					89	A	Tulane	2	6
					89	A	Tulane	7	3

M  
a  
r  
s  
h  
a  
l  
l

M  
a  
r  
s  
h  
a  
l  
l

Average RPI Win: 171		WON-LOST	WINNING	LAST 15	STRENGTH OF		OPP. STRENGTH	TEAM	ADJ	CONF.	ADJ CONF.
Average RPI Loss: 60		RECORD	PCT. RANK	GAMES	SCHEDULE		OF SCHEDULE	RPI	RPI	RPI	RPI
DIV. I ONLY		17-39-0	.30357	269	2-13-0		39	40	170	.49127	168
DIV. I NON-CONF.		12-14-0	.46154	171	1-3-0		172	228	192	.48032	192
TOTALS		RPI 1-25	RPI 26-50		W-L RECORDS		RPI 51-100		RPI 101-150		RPI 150+
17-39-0		2-16-0	2-11-0		OVERALL		0-3-0		2-3-0		11-6-0
11-20-0		2-10-0	0-3-0		HOME		0-2-0		1-1-0		8-4-0
6-19-0		0-6-0	2-8-0		AWAY		0-1-0		1-2-0		3-2-0
0-0-0		0-0-0	0-0-0		NEUTRAL		0-0-0		0-0-0		0-0-0
12-14-0		0-0-0	0-4-0		NON-CONFERENCE		0-3-0		1-1-0		11-6-0
9-7-0		0-0-0	0-0-0		HOME		0-2-0		1-1-0		8-4-0
3-7-0		0-0-0	0-0-0		AWAY		0-1-0		0-0-0		3-2-0
0-0-0		0-0-0	0-0-0		NEUTRAL		0-0-0		0-0-0		0-0-0
5-25-0		2-16-0	2-7-0		CONFERENCE		0-0-0		1-2-0		0-0-0
2-13-0		2-10-0	0-3-0		HOME		0-0-0		0-0-0		0-0-0
3-12-0		0-6-0	2-4-0		AWAY		0-0-0		1-2-0		0-0-0
0-0-0		0-0-0	0-0-0		NEUTRAL		0-0-0		0-0-0		0-0-0
RPI S	Opponent	Score	RPI S	Opponent	Score	RPI S	Opponent	Score	RPI S	Opponent	Score
3 H	Virginia	4 27	34 A	Virginia Tech	4 8	75 A	James Madison	2 6	105 H	West Virginia	9 20
3 H	Virginia	1 5	34 A	Virginia Tech	4 13	75 H	James Madison	3 8	130 A	Wake Forest	1 13
3 H	Virginia	2 11	34 A	Virginia Tech	10 0	90 H	VMI	6 7	130 A	Wake Forest	5 1
8 A	Miami (FL)	4 6	42 A	Boston College	0 4				130 A	Wake Forest	7 8
8 A	Miami (FL)	1 9	42 A	Boston College	4 2				147 H	VCU	7 2
8 A	Miami (FL)	1 5	42 A	Boston College	4 5				155 A	George Mason	1 3
10 H	Georgia Tech	5 2	47 H	North Carolina St.	2 7				155 H	George Mason	6 20
10 H	Georgia Tech	3 10	47 H	North Carolina St.	6 22				170 A	William & Mary	2 5
10 H	Georgia Tech	4 24	47 H	North Carolina St.	2 4				193 H	Delaware	1 4
14 A	Florida St.	5 12	49 A	Liberty	1 11				193 H	Delaware	3 17
14 A	Florida St.	1 4	50 A	FIU	3 10				193 H	Delaware	10 6
14 A	Florida St.	5 9	50 A	FIU	2 11				197 A	Towson	10 5
19 H	Clemson	8 12	50 A	FIU	1 4				197 H	Towson	1 3
19 H	Clemson	5 7							197 H	Towson	4 2
19 H	Clemson	6 18							215 H	Hofstra	10 3
21 H	North Carolina	6 5							215 H	Hofstra	6 3
21 H	North Carolina	4 11							215 H	Hofstra	7 5
21 H	North Carolina	4 8							221 A	Old Dominion	14 9
									221 H	Old Dominion	3 2
									261 H	Navy	5 1
									292 A	UMBC	10 7
									292 H	UMBC	8 5
			LAST 15 GAMES								
			130 A	Wake Forest	7 8	197 A	Towson	10 5			
			130 A	Wake Forest	1 13	8 A	Miami (FL)	1 9			
			130 A	Wake Forest	5 1	8 A	Miami (FL)	4 6			
			19 H	Clemson	5 7						
			19 H	Clemson	8 12						

Non-Div. I Games:

Maryland

19	H	Clemson	6	18
49	A	Liberty	1	11

M  
a  
r  
y  
l  
a  
n  
d

M  
a  
r  
y  
l  
a  
n  
d

Average RPI Win:		222	WON-LOST RECORD		WINNING PCT. RANK		LAST 15 GAMES		STRENGTH OF SCHEDULE		OPP. STRENGTH OF SCHEDULE		TEAM RPI		ADJ RPI		CONF. RPI		ADJ CONF. RPI				
Average RPI Loss:		149																					
DIV. I ONLY			19-27-0		.41304	219	9-6-0		172		230		212		.46753	208	24		24				
DIV. I NON-CONF.			6-13-0		.31579	244	3-0-0		163		153		232		.45275	228	23		23				
TOTALS		RPI 1-25		RPI 26-50		W-L RECORDS		RPI 51-100		RPI 101-150		RPI 150+											
19-27-0		0-4-0		1-0-0		OVERALL		0-7-0		0-0-0		18-16-0											
11-6-0		0-1-0		0-0-0		HOME		0-0-0		0-0-0		11-5-0											
7-20-0		0-3-0		1-0-0		AWAY		0-7-0		0-0-0		6-10-0											
1-1-0		0-0-0		0-0-0		NEUTRAL		0-0-0		0-0-0		1-1-0											
6-13-0		0-4-0		1-0-0		NON-CONFERENCE		0-4-0		0-0-0		5-5-0											
3-2-0		0-1-0		0-0-0		HOME		0-0-0		0-0-0		3-1-0											
2-10-0		0-3-0		1-0-		AWAY		0-4-0		0-0-0		1-3-0											
1-1-0		0-0-0		0-0-0		NEUTRAL		0-0-0		0-0-0		1-1-0											
13-14-0		0-0-0		0-0-0		CONFERENCE		0-3-0		0-0-0		13-11-0											
8-4-0		0-0-0		0-0-0		HOME		0-0-0		0-0-0		8-4-0											
5-10-0		0-0-0		0-0-0		AWAY		0-3-0		0-0-0		5-7-0											
0-0-0		0-0-0		0-0-0		NEUTRAL		0-0-0		0-0-0		0-0-0											
RPI	S	Opponent		Score		RPI	S	Opponent		Score		RPI	S	Opponent		Score		RPI	S	Opponent		Score	
18	A	Oklahoma		2	4	42	A	Boston College		8	4	82	A	Charlotte		5	8	170	A	William & Mary		13	17
18	A	Oklahoma		4	8							82	A	Charlotte		4	10	170	A	William & Mary		3	7
23	A	Connecticut		2	10							82	A	Charlotte		1	7	170	A	William & Mary		4	7
23	H	Connecticut		11	15							97	A	Oklahoma St.		1	20	173	A	Rhode Island		13	1
												97	A	Oklahoma St.		1	10	173	A	Rhode Island		2	3
												97	A	Oklahoma St.		3	5	173	A	Rhode Island		6	4
												97	A	Oklahoma St.		0	11	177	A	Xavier		0	9
																		177	A	Xavier		4	6
																		177	A	Xavier		6	11
																		195	H	Central Conn. St.		12	17
																		206	H	St. Louis		3	4
																		206	H	St. Louis		12	0
																		206	H	St. Louis		10	9
																		209	H	Richmond		5	10
																		209	H	Richmond		7	6
																		209	H	Richmond		6	3
																		218	H	Holy Cross		12	10
																		232	N	Harvard		15	11
																		237	H	George Washington		14	13
																		237	H	George Washington		5	6
																		237	H	George Washington		4	1
																		242	A	Dayton		18	12
																		242	A	Dayton		10	2
																		242	A	Dayton		16	17
																		246	H	Northeastern		8	6
																		246	N	Northeastern		5	8
																		251	A	St. Joseph's		6	9
				LAST 15 GAMES																			
				262	H	La Salle	15	8	242	A	Dayton	10	2	242	A	Dayton	10	2	242	A	Dayton	16	17
				262	H	La Salle	4	1	242	A	Dayton	16	17	242	A	Dayton	16	17	242	A	Dayton	16	17
				262	H	La Salle	3	5	242	A	Dayton	18	12	246	H	Northeastern	8	6	246	N	Northeastern	5	8
				177	A	Xavier	4	6						246	N	Northeastern	5	8					
				177	A	Xavier	6	11						251	A	St. Joseph's	6	9					

Non-Div. I Games:

Massachusetts

177	A	Xavier	0	9
281	A	Quinnipiac	5	2

RPI	S	Opponent	Score	
251	A	St. Joseph's	8	1
251	A	St. Joseph's	0	1
262	H	La Salle	4	1
262	H	La Salle	15	8
262	H	La Salle	3	5
281	A	Quinnipiac	5	2
284	H	Hartford	14	6

Massachusetts

M  
a  
s  
s  
a  
c  
h  
u  
s  
e  
t  
t  
s

M  
a  
s  
s  
a  
c  
h  
u  
s  
e  
t  
t  
s

Average RPI Win: 168		WON-LOST	WINNING	LAST 15	STRENGTH OF		OPP. STRENGTH	TEAM	ADJ	CONF.	ADJ CONF.
Average RPI Loss: 104		RECORD	PCT. RANK	GAMES	SCHEDULE		OF SCHEDULE	RPI	RPI	RPI	RPI
DIV. I ONLY		31-27-0	.53448	126	6-9-0		141	113	116	.51354	120
DIV. I NON-CONF.		12-8-0	.6	96	2-0-0		231	109	131	.50775	135
TOTALS		RPI 1-25	RPI 26-50		W-L RECORDS		RPI 51-100		RPI 101-150		RPI 150+
31-27-0		0-3-0	1-1-0		OVERALL		6-8-0		5-8-0		19-7-0
16-10-0		0-2-0	1-0-0		HOME		2-4-0		2-2-0		11-2-0
13-13-0		0-1-0	0-1-0		AWAY		2-4-0		3-3-0		8-4-0
2-4-0		0-0-0	0-0-0		NEUTRAL		2-0-0		0-3-0		0-1-0
12-8-0		0-3-0	1-1-0		NON-CONFERENCE		0-0-0		0-1-0		11-3-0
8-2-0		0-2-0	1-0-0		HOME		0-0-0		0-0-0		7-0-0
4-4-0		0-1-0	0-0-		AWAY		0-0-0		0-0-0		4-2-0
0-2-0		0-0-0	0-0-0		NEUTRAL		0-0-0		0-1-0		0-1-0
19-19-0		0-0-0	0-0-0		CONFERENCE		6-8-0		5-7-0		8-4-0
8-8-0		0-0-0	0-0-0		HOME		2-4-0		2-2-0		4-2-0
9-9-0		0-0-0	0-0-0		AWAY		2-4-0		3-3-0		4-2-0
2-2-0		0-0-0	0-0-0		NEUTRAL		2-0-0		0-2-0		0-0-0
RPI S	Opponent	Score	RPI S	Opponent	Score	RPI S	Opponent	Score	RPI S	Opponent	Score
9 H	Arkansas	2 3	43 A	La.-Lafayette	2 5	51 H	Texas St.	3 6	115 A	Lamar	12 9
9 H	Arkansas	6 7	43 H	La.-Lafayette	5 4	51 H	Texas St.	1 13	115 A	Lamar	6 3
22 A	LSU	1 2				51 H	Texas St.	5 2	115 A	Lamar	5 3
						53 H	Southeastern La.	2 9	115 H	Lamar	7 3
						53 H	Southeastern La.	5 6	115 N	Lamar	7 10
						53 H	Southeastern La.	4 3	115 N	Lamar	3 9
						53 N	Southeastern La.	5 4	126 H	Texas-Arlington	9 4
						53 N	Southeastern La.	8 7	126 H	Texas-Arlington	3 13
						63 A	Northwestern St.	2 9	126 H	Texas-Arlington	3 9
						63 A	Northwestern St.	10 7	134 N	Dallas Baptist	1 2
						63 A	Northwestern St.	6 16	142 A	UTSA	6 7
						91 A	Stephen F. Austin	15 7	142 A	UTSA	10 11
						91 A	Stephen F. Austin	6 10	142 A	UTSA	10 11
						91 A	Stephen F. Austin	1 2	151 H	Nicholls St.	3 15
									151 H	Nicholls St.	14 13
									151 H	Nicholls St.	7 10
									157 A	Louisiana Tech	19 12
									157 A	Louisiana Tech	7 8
									157 A	Louisiana Tech	5 8
									164 N	Penn St.	6 12
									196 A	La.-Monroe	16 8
									196 H	La.-Monroe	13 1
									199 A	Sam Houston St.	3 6
									199 A	Sam Houston St.	1 7
									199 A	Sam Houston St.	14 1
									203 H	A&M-Corpus Christi	12 2
									203 H	A&M-Corpus Christi	11 10
LAST 15 GAMES			LAST 15 GAMES			LAST 15 GAMES			LAST 15 GAMES		
115 N	Lamar	3 9	43 H	La.-Lafayette	5 4	115 N	Lamar	7 10	43 H	La.-Lafayette	5 4
53 N	Southeastern La.	5 4	142 A	UTSA	6 7	53 N	Southeastern La.	8 7	142 A	UTSA	10 11
115 N	Lamar	7 10				115 N	Lamar	3 9			
53 N	Southeastern La.	8 7				53 N	Southeastern La.	5 4			
151 H	Nicholls St.	7 10				151 H	Nicholls St.	1 2			

Non-Div. I Games:

McNeese St.



151 H Nicholls St.	14	13
151 H Nicholls St.	3	15

RPI	S	Opponent	Score	
203	H	A&M-Corpus Christi	13	12
214	A	Central Ark.	12	5
214	A	Central Ark.	12	8
214	A	Central Ark.	7	6
228	A	New Orleans	14	13
228	H	New Orleans	12	11
254	A	Texas Southern	15	3
254	H	Texas Southern	12	2
264	H	Valparaiso	12	0
264	H	Valparaiso	8	2
264	H	Valparaiso	7	6
295	H	Prairie View	13	4

McNeese St.

M  
c  
N  
e  
e  
s  
e  
s  
t  
.

M  
c  
N  
e  
e  
s  
e  
s  
t  
.

Average RPI Win:	283	WON-LOST RECORD	WINNING PCT. RANK	LAST 15 GAMES	STRENGTH OF SCHEDULE	OPP. STRENGTH OF SCHEDULE	TEAM RPI	ADJ RPI	CONF. RPI	ADJ CONF. RPI	
Average RPI Loss:	215										
DIV. I ONLY	8-43-0	.15686	298	6-9-0	287	298	297	.34632	297	31	31
DIV. I NON-CONF.	5-26-0	.16129	282	4-3-0	252	298	295	.36429	293	31	31
TOTALS	RPI 1-25	RPI 26-50	W-L RECORDS		RPI 51-100	RPI 101-150		RPI 150+			
8-43-0	0-0-0	0-0-0	OVERALL		0-7-0	0-5-0		8-31-0			
5-14-0	0-0-0	0-0-0	HOME		0-0-0	0-5-0		5-9-0			
3-28-0	0-0-0	0-0-0	AWAY		0-7-0	0-0-0		3-21-0			
0-1-0	0-0-0	0-0-0	NEUTRAL		0-0-0	0-0-0		0-1-0			
5-26-0	0-0-0	0-0-0	NON-CONFERENCE		0-3-0	0-5-0		5-18-0			
4-9-0	0-0-0	0-0-0	HOME		0-0-0	0-5-0		4-4-0			
1-17-0	0-0-0	0-0-	AWAY		0-3-0	0-0-0		1-14-0			
0-0-0	0-0-0	0-0-0	NEUTRAL		0-0-0	0-0-0		0-0-0			
3-17-0	0-0-0	0-0-0	CONFERENCE		0-4-0	0-0-0		3-13-0			
1-5-0	0-0-0	0-0-0	HOME		0-0-0	0-0-0		1-5-0			
2-11-0	0-0-0	0-0-0	AWAY		0-4-0	0-0-0		2-7-0			
0-1-0	0-0-0	0-0-0	NEUTRAL		0-0-0	0-0-0		0-1-0			
RPI S	Opponent	Score	RPI S	Opponent	Score	RPI S	Opponent	Score	RPI S	Opponent	Score
						90 A	VMI	4 8	139 H	Rider	0 2
						90 A	VMI	1 20	139 H	Rider	0 7
						90 A	VMI	4 18	139 H	Rider	1 4
						99 A	Bethune-Cookman	0 18	139 H	Rider	0 8
						99 A	Bethune-Cookman	1 12	144 H	Canisius	7 18
						99 A	Bethune-Cookman	5 15	170 A	William & Mary	0 5
						99 A	Bethune-Cookman	1 11	170 A	William & Mary	7 11
									170 A	William & Mary	0 24
									212 A	Bucknell	4 11
									219 H	Lehigh	4 2
									219 H	Lehigh	0 4
									221 A	Old Dominion	0 18
									226 A	Campbell	0 13
									226 A	Campbell	1 6
									226 A	Campbell	2 14
									236 H	N.C. A&T	0 10
									236 H	N.C. A&T	0 8
									236 H	N.C. A&T	2 5
									237 A	George Washington	2 5
									237 H	George Washington	5 6
									261 A	Navy	10 12
									261 H	Navy	3 11
									262 A	La Salle	6 10
									262 A	La Salle	8 4
									278 A	Mt. St. Mary's	9 11
									285 A	Norfolk St.	1 11
									285 A	Norfolk St.	1 4
			LAST 15 GAMES								
						294 A	Coppin St.	3 4			
						99 A	Bethune-Cookman	0 18			
						99 A	Bethune-Cookman	1 12			
									278 A	Mt. St. Mary's	
									285 A	Norfolk St.	
									285 A	Norfolk St.	
						294 N	Coppin St.	8 12			
						99 A	Bethune-Cookman	5 15			
						221 A	Old Dominion	0 18			
						300 H	N.C. Central	5 8			
						300 H	N.C. Central	10 5			

Non-Div. I Games:

Md.-East. Shore

300	H	N.C. Central	19	15
300	H	N.C. Central	12	2

RPI	S	Opponent	Score	
285	A	Norfolk St.	4	5
291	A	Savannah St.	3	13
291	A	Savannah St.	2	3
293	H	Delaware St.	8	18
293	H	Delaware St.	8	9
293	H	Delaware St.	5	3
294	A	Coppin St.	0	11
294	A	Coppin St.	3	4
294	A	Coppin St.	0	4
294	N	Coppin St.	8	12
296	A	Florida A&M	4	5
296	A	Florida A&M	17	10
296	A	Florida A&M	15	9
300	H	N.C. Central	12	2
300	H	N.C. Central	19	15
300	H	N.C. Central	10	5
300	H	N.C. Central	5	8

Md.-East. Shore

M  
d  
.  
-  
E  
a  
s  
t  
.  
S  
h  
o  
r  
e

M  
d  
.  
-  
E  
a  
s  
t  
.  
S  
h  
o  
r  
e

Average RPI Win: 117		WON-LOST	WINNING	LAST 15	STRENGTH OF		OPP. STRENGTH	TEAM	ADJ		CONF.	ADJ CONF.		
Average RPI Loss: 96		RECORD	PCT. RANK	GAMES	SCHEDULE		OF SCHEDULE	RPI	RPI		RPI	RPI		
DIV. I ONLY		28-30-0	.48276	169	7-8-0		72	74	101	.51898	104	5	5	
DIV. I NON-CONF.		15-16-0	.48387	154	3-2-0		100	93	128	.51079	127	6	6	
TOTALS		RPI 1-25	RPI 26-50		W-L RECORDS		RPI 51-100		RPI 101-150		RPI 150+			
28-30-0		1-2-0	3-2-0		OVERALL		11-15-0		4-8-0		9-3-0			
18-10-0		0-0-0	3-1-0		HOME		6-6-0		1-2-0		8-1-0			
8-15-0		1-2-0	0-1-0		AWAY		4-7-0		3-3-0		0-2-0			
2-5-0		0-0-0	0-0-0		NEUTRAL		1-2-0		0-3-0		1-0-0			
15-16-0		1-2-0	1-1-0		NON-CONFERENCE		3-6-0		1-4-0		9-3-0			
12-4-0		0-0-0	1-0-0		HOME		3-3-0		0-0-0		8-1-0			
2-9-0		1-2-0	0-0-		AWAY		0-2-0		1-2-0		0-2-0			
1-3-0		0-0-0	0-0-0		NEUTRAL		0-1-0		0-2-0		1-0-0			
13-14-0		0-0-0	2-1-0		CONFERENCE		8-9-0		3-4-0		0-0-0			
6-6-0		0-0-0	2-1-0		HOME		3-3-0		1-2-0		0-0-0			
6-6-0		0-0-0	0-0-0		AWAY		4-5-0		2-1-0		0-0-0			
1-2-0		0-0-0	0-0-0		NEUTRAL		1-1-0		0-1-0		0-0-0			
RPI	S	Opponent	Score		RPI	S	Opponent	Score		RPI	S	Opponent	Score	
18	A	Oklahoma	4	3	27	A	Mississippi	2	7	57	N	Pittsburgh	8	9
18	A	Oklahoma	2	9	27	H	Mississippi	6	5	62	A	Southern Miss.	3	9
18	A	Oklahoma	6	14	30	H	Rice	4	13	62	A	Southern Miss.	3	5
					30	H	Rice	5	2	62	A	Southern Miss.	10	8
					30	H	Rice	8	7	62	N	Southern Miss.	2	8
										67	H	Middle Tenn.	3	4
										67	H	Middle Tenn.	7	6
										72	H	South Ala.	2	13
										72	H	South Ala.	5	3
										73	A	Mississippi St.	6	7
										78	A	UCF	8	11
										78	A	UCF	10	6
										78	A	UCF	9	8
										79	H	East Carolina	9	20
										79	H	East Carolina	2	3
										79	H	East Carolina	6	5
										79	N	East Carolina	3	2
										83	A	Houston	8	2
										83	A	Houston	7	10
										83	A	Houston	6	8
					LAST 15 GAMES									
					79 N East Carolina					3 2				
					112 N Marshall					7 10				
					62 N Southern Miss.					2 8				
					62 A Southern Miss.					3 5				
					62 A Southern Miss.					10 8				

Non-Div. I Games:

Memphis

Memphis

1962-63				1963-64				1964-65			
RPI	S	Opponent	Score	RPI	S	Opponent	Score	RPI	S	Opponent	Score
62	A	Southern Miss.	3 9	89	H	Tulane	12 7	18	A	Oklahoma	6 14
18	A	Oklahoma	2 9	89	H	Tulane	5 13	18	A	Oklahoma	4 3
				89	H	Tulane	12 8	163	H	Murray St.	10 1
				94	H	Portland	2 7				
				95	A	Arkansas St.	5 6				
				95	H	Arkansas St.	15 5				

M  
e  
m  
p  
h  
i  
s

Average RPI Win: 181		WON-LOST	WINNING	LAST 15	STRENGTH OF	OPP. STRENGTH	TEAM	ADJ	CONF.	ADJ CONF.						
Average RPI Loss: 133		RECORD	PCT. RANK	GAMES	SCHEDULE	OF SCHEDULE	RPI	RPI	RPI	RPI						
DIV. I ONLY		37-22-0	.62712	57	11-4-0	233	193	132	.50991	131	16	17				
DIV. I NON-CONF.		17-11-0	.60714	93	2-2-0	271	269	187	.48397	185	16	16				
<hr/>																
TOTALS		RPI 1-25		RPI 26-50		W-L RECORDS		RPI 51-100		RPI 101-150		RPI 150+				
37-22-0		0-4-0		3-2-0		OVERALL		3-4-0		8-2-0		24-12-0				
16-12-0		0-1-0		0-0-0		HOME		2-2-0		0-0-0		14-9-0				
16-10-0		0-2-0		2-2-0		AWAY		1-2-0		4-2-0		9-3-0				
6-1-0		0-1-0		1-0-0		NEUTRAL		0-0-0		4-0-0		1-0-0				
<hr/>																
17-11-0		0-4-0		2-0-0		NON-CONFERENCE		3-4-0		0-0-0		13-5-0				
10-6-0		0-1-0		0-0-0		HOME		2-2-0		0-0-0		8-3-0				
6-6-0		0-2-0		1-0-		AWAY		1-2-0		0-0-0		4-2-0				
2-1-0		0-1-0		1-0-0		NEUTRAL		0-0-0		0-0-0		1-0-0				
<hr/>																
20-11-0		0-0-0		1-2-0		CONFERENCE		0-0-0		8-2-0		11-7-0				
6-6-0		0-0-0		0-0-0		HOME		0-0-0		0-0-0		6-6-0				
10-5-0		0-0-0		1-2-0		AWAY		0-0-0		4-2-0		5-1-0				
4-0-0		0-0-0		0-0-0		NEUTRAL		0-0-0		4-0-0		0-0-0				
<hr/>																
RPI	S	Opponent	Score		RPI	S	Opponent	Score		RPI	S	Opponent	Score			
10	A	Georgia Tech	4	19	32	A	Citadel	5	0	92	H	Evansville	11	10		
10	A	Georgia Tech	0	10	41	N	Elon	13	7	92	H	Evansville	6	9		
10	H	Georgia Tech	8	15	44	A	Fla. Gulf Coast	5	4	92	H	Evansville	6	4		
12	N	Alabama	3	5	44	A	Fla. Gulf Coast	1	9	92	H	Evansville	1	6		
					44	A	Fla. Gulf Coast	4	6	93	A	South Fla.	2	1		
										93	A	South Fla.	3	5		
										93	A	South Fla.	4	13		
												106	A	Jacksonville	9	3
												106	A	Jacksonville	8	7
												106	A	Jacksonville	5	7
												106	N	Jacksonville	10	1
												106	N	Jacksonville	7	3
												137	A	East Tenn. St.	11	5
												137	A	East Tenn. St.	10	13
												137	A	East Tenn. St.	11	6
												137	N	East Tenn. St.	3	1
												137	N	East Tenn. St.	10	7
												152	A	Kennesaw St.	15	8
												152	A	Kennesaw St.	11	4
												152	A	Kennesaw St.	5	2
												162	H	Stetson	4	13
												162	H	Stetson	12	15
												162	H	Stetson	5	6
												165	A	Georgia St.	7	6
												165	A	Georgia St.	7	2
												165	H	Georgia St.	6	8
												171	H	Belmont	9	8
												171	H	Belmont	13	14
												171	H	Belmont	15	8
												198	A	Lipscomb	5	6
												198	A	Lipscomb	7	4
												198	A	Lipscomb	13	6
												200	H	Morehead St.	8	11
												200	H	Morehead St.	6	3
<hr/>																
LAST 15 GAMES																
					12	N	Alabama	3	5	171	H	Belmont	9	8		
					41	N	Elon	13	7	171	H	Belmont	13	14		
					10	A	Georgia Tech	0	10	171	H	Belmont	15	8		
					106	N	Jacksonville	7	3							
					137	N	East Tenn. St.	3	1							

Non-Div. I Games:

Mercer

137 N East Tenn. St.	10	7
106 N Jacksonville	10	1

RPI	S	Opponent	Score	
200	H	Morehead St.	6	7
200	H	Morehead St.	12	5
226	H	Campbell	15	3
226	H	Campbell	5	12
226	H	Campbell	7	3
230	H	S.C. Upstate	5	2
230	H	S.C. Upstate	2	5
230	H	S.C. Upstate	8	6
291	A	Savannah St.	8	11
291	A	Savannah St.	3	4
291	H	Savannah St.	10	9
291	H	Savannah St.	15	4
296	A	Florida A&M	13	2
296	A	Florida A&M	13	3
296	H	Florida A&M	17	2
298	H	Chicago St.	17	4
298	H	Chicago St.	23	4
298	H	Chicago St.	21	1
298	N	Chicago St.	13	5

Mercer

M  
e  
r  
c  
e  
r

M  
e  
r  
c  
e  
r

Average RPI Win: 69		WON-LOST	WINNING	LAST 15	STRENGTH OF	OPP. STRENGTH	TEAM	ADJ	CONF.	ADJ CONF.					
Average RPI Loss: 35		RECORD	PCT. RANK	GAMES	SCHEDULE	OF SCHEDULE	RPI	RPI	RPI	RPI					
DIV. I ONLY		37-17-0	.68519	22	7-8-0	2	3	8	.61636	8	3	3			
DIV. I NON-CONF.		16-5-0	.7619	29	4-3-0	4	12	4	.62767	4	3	3			
TOTALS		RPI 1-25	RPI 26-50		W-L RECORDS		RPI 51-100		RPI 101-150		RPI 150+				
37-17-0		10-12-0	10-5-0		OVERALL		12-2-0		4-0-0		4-1-0				
24-8-0		7-5-0	5-1-0		HOME		7-2-0		4-0-0		4-1-0				
12-7-0		2-6-0	5-3-0		AWAY		5-0-0		0-0-0		0-0-0				
1-2-0		1-1-0	0-1-0		NEUTRAL		0-0-0		0-0-0		0-0-0				
16-5-0		3-5-0	5-0-0		NON-CONFERENCE		9-2-0		1-0-0		1-1-0				
15-6-0		3-3-0	3-0-0		HOME		7-2-0		1-0-0		1-1-0				
4-2-0		0-2-0	2-0-		AWAY		2-0-0		0-0-0		0-0-0				
0-0-0		0-0-0	0-0-0		NEUTRAL		0-0-0		0-0-0		0-0-0				
21-12-0		7-7-0	5-5-0		CONFERENCE		3-0-0		3-0-0		3-0-0				
12-3-0		4-2-0	2-1-0		HOME		0-0-0		3-0-0		3-0-0				
8-7-0		2-4-0	3-3-0		AWAY		3-0-0		0-0-0		0-0-0				
1-2-0		1-1-0	0-1-0		NEUTRAL		0-0-0		0-0-0		0-0-0				
RPI S	Opponent	Score		RPI S	Opponent	Score		RPI S	Opponent	Score		RPI S	Opponent	Score	
3	H Virginia	5	4	34	A Virginia Tech	2	4	52	H Rutgers	9	7	130	H Wake Forest	10	1
3	H Virginia	1	3	34	A Virginia Tech	9	2	52	H Rutgers	12	1	130	H Wake Forest	9	8
3	H Virginia	4	7	34	A Virginia Tech	7	9	52	H Rutgers	10	8	130	H Wake Forest	7	4
3	N Virginia	8	12	38	A Fla. Atlantic	8	5	78	A UCF	19	2	145	H Dartmouth	12	8
4	A Florida	3	4	38	H Fla. Atlantic	12	5	78	H UCF	3	6	168	H Maryland	9	1
4	A Florida	2	7	38	H Fla. Atlantic	11	0	81	A Duke	11	3	168	H Maryland	5	1
4	H Florida	2	4	42	H Boston College	11	4	81	A Duke	3	1	168	H Maryland	6	4
4	H Florida	1	7	42	H Boston College	0	3	81	A Duke	7	6	234	H Fordham	9	8
4	H Florida	9	6	42	H Boston College	7	1	88	H Manhattan	18	1	234	H Fordham	3	4
10	A Georgia Tech	3	14	42	N Boston College	10	12	88	H Manhattan	7	3				
10	A Georgia Tech	9	2	44	A Fla. Gulf Coast	9	0	88	H Manhattan	7	12				
10	A Georgia Tech	3	6	44	H Fla. Gulf Coast	5	4	93	A South Fla.	15	2				
14	A Florida St.	7	8	47	A North Carolina St.	6	7	93	H South Fla.	14	7				
14	A Florida St.	6	5	47	A North Carolina St.	6	5	99	H Bethune-Cookman	5	2				
14	A Florida St.	6	7	47	A North Carolina St.	4	0								
14	N Florida St.	9	3												
20	H Texas A&M	14	1												
20	H Texas A&M	7	11												
20	H Texas A&M	10	3												
21	H North Carolina	11	1												
21	H North Carolina	7	5												
21	H North Carolina	8	7												
				LAST 15 GAMES											
				4	A Florida	3	4	42	N Boston College	10	12				
				4	A Florida	2	7	14	N Florida St.	9	3				
				20	H Texas A&M	10	3	3	H Virginia	4	7				
				20	H Texas A&M	7	11								
				20	H Texas A&M	14	1								
Non-Div. I Games:		Barry	11	1	St. Thomas (FL)	9	6	Barry	6	0	Miami (FL)				

Non-Div. I Games:

Barry

11 1

St. Thomas (FL)

9 6

Barry

6 0

Miami (FL)



145	H	Dartmouth	12	8
3	N	Virginia	8	12

M  
i  
a  
m  
i  
(  
F  
L  
)

M  
i  
a  
m  
i  
(  
F  
L  
)

Average RPI Win: 180		WON-LOST	WINNING	LAST 15	STRENGTH OF		OPP. STRENGTH	TEAM	ADJ	CONF.	ADJ CONF.
Average RPI Loss: 124		RECORD	PCT. RANK	GAMES	SCHEDULE		OF SCHEDULE	RPI	RPI	RPI	RPI
DIV. I ONLY		27-28-0	.49091	163	8-7-0		156	173	159	.49739	153
DIV. I NON-CONF.		14-12-0	.53846	123	2-0-0		54	90	82	.53512	84
TOTALS		RPI 1-25	RPI 26-50		W-L RECORDS		RPI 51-100		RPI 101-150		RPI 150+
27-28-0		0-4-0	1-2-0		OVERALL		1-3-0		8-11-0		17-8-0
16-6-0		0-0-0	0-0-0		HOME		0-0-0		5-4-0		11-2-0
7-19-0		0-4-0	1-2-0		AWAY		1-2-0		2-5-0		3-6-0
4-3-0		0-0-0	0-0-0		NEUTRAL		0-1-0		1-2-0		3-0-0
14-12-0		0-4-0	1-2-0		NON-CONFERENCE		1-3-0		4-1-0		8-2-0
5-2-0		0-0-0	0-0-0		HOME		0-0-0		2-1-0		3-1-0
5-9-0		0-4-0	1-0-		AWAY		1-2-0		1-0-0		2-1-0
4-1-0		0-0-0	0-0-0		NEUTRAL		0-1-0		1-0-0		3-0-0
13-16-0		0-0-0	0-0-0		CONFERENCE		0-0-0		4-10-0		9-6-0
11-4-0		0-0-0	0-0-0		HOME		0-0-0		3-3-0		8-1-0
2-10-0		0-0-0	0-0-0		AWAY		0-0-0		1-5-0		1-5-0
0-2-0		0-0-0	0-0-0		NEUTRAL		0-0-0		0-2-0		0-0-0
RPI S	Opponent	Score	RPI S	Opponent	Score	RPI S	Opponent	Score	RPI S	Opponent	Score
16 A	Auburn	9 14	43 A	La.-Lafayette	7 5	80 N	Michigan St.	5 11	103 H	Indiana	8 6
16 A	Auburn	4 5	43 A	La.-Lafayette	4 5	86 A	Jacksonville St.	7 6	103 N	Indiana	19 7
16 A	Auburn	5 13	43 A	La.-Lafayette	2 13	86 A	Jacksonville St.	0 2	107 H	Central Mich.	6 3
19 A	Clemson	0 11				86 A	Jacksonville St.	8 14	107 H	Central Mich.	1 5
									107 H	Central Mich.	2 5
									116 H	Kent St.	10 9
									116 H	Kent St.	3 4
									116 H	Kent St.	5 4
									116 N	Kent St.	2 9
									117 A	Ball St.	8 17
									117 A	Ball St.	7 11
									117 A	Ball St.	3 6
									122 A	Bowling Green	6 7
									122 A	Bowling Green	8 14
									122 A	Bowling Green	8 6
									135 N	Toledo	1 7
									136 A	Cincinnati	7 4
									136 H	Cincinnati	8 1
									136 H	Cincinnati	2 3
									172 A	Eastern Ky.	3 7
									172 H	Eastern Ky.	11 3
									173 N	Rhode Island	4 3
									177 A	Xavier	5 3
									177 H	Xavier	12 11
									177 H	Xavier	8 10
									201 H	Northern Ill.	4 5
									201 H	Northern Ill.	5 1
LAST 15 GAMES			LAST 15 GAMES			LAST 15 GAMES			LAST 15 GAMES		
			116 N	Kent St.	2 9	225 A	Buffalo	10 16			
			135 N	Toledo	1 7	136 H	Cincinnati	8 1			
			247 H	Ohio	16 9	136 A	Cincinnati	7 4			
			247 H	Ohio	7 3						
			247 H	Ohio	8 1						

Non-Div. I Games: Northern Ky. 3 1

Miami (OH)

225 A Buffalo	1	5
225 A Buffalo	2	3

RPI	S	Opponent	Score	
201	H	Northern Ill.	6	1
219	N	Lehigh	14	3
225	A	Buffalo	1	5
225	A	Buffalo	2	3
225	A	Buffalo	10	16
239	A	Furman	23	5
242	H	Dayton	16	3
244	N	Yale	14	10
245	H	Akron	7	4
245	H	Akron	16	5
245	H	Akron	6	5
247	H	Ohio	8	1
247	H	Ohio	7	3
247	H	Ohio	16	9
271	A	Western Mich.	10	11
271	A	Western Mich.	10	3
271	A	Western Mich.	4	5

M  
i  
a  
m  
i  
(  
O  
H  
)

M  
i  
a  
m  
i  
(  
O  
H  
)

[illegible]

**Non-Div. I Games:**

Michigan

164	A	Penn St.	6	3
117	H	Ball St.	16	10

RPI	S	Opponent	Score	
164	A	Penn St.	7	4
164	A	Penn St.	6	3
182	H	Northwestern	8	10
182	H	Northwestern	4	3
182	H	Northwestern	15	14
187	H	Eastern Mich.	8	6
191	A	Notre Dame	13	1
191	H	Notre Dame	3	2
198	N	Lipscomb	17	14
234	N	Fordham	20	0
234	N	Fordham	13	2
234	N	Fordham	8	6
271	A	Western Mich.	9	8
274	H	IPFW	12	3
274	H	IPFW	8	0
274	H	IPFW	10	2

Average RPI Win: 158		WON-LOST	WINNING	LAST 15	STRENGTH OF		OPP. STRENGTH	TEAM	ADJ		CONF.	ADJ CONF.			
Average RPI Loss: 126		RECORD	PCT. RANK	GAMES	SCHEDULE		OF SCHEDULE	RPI	RPI		RPI	RPI			
DIV. I ONLY		34-19-0	.64151	42	7-8-0		181	127	81	.53072	80	13	13		
DIV. I NON-CONF.		22-6-0	.78571	22	2-0-0		213	117	41	.56032	42	13	13		
TOTALS		RPI 1-25	RPI 26-50		W-L RECORDS		RPI 51-100		RPI 101-150		RPI 150+				
34-19-0		0-2-0	0-0-0		OVERALL		3-2-0		13-7-0		18-8-0				
15-5-0		0-0-0	0-0-0		HOME		0-0-0		9-5-0		6-0-0				
14-11-0		0-0-0	0-0-0		AWAY		3-2-0		3-1-0		8-8-0				
5-3-0		0-2-0	0-0-0		NEUTRAL		0-0-0		1-1-0		4-0-0				
22-6-0		0-2-0	0-0-0		NON-CONFERENCE		2-2-0		4-1-0		16-1-0				
8-0-0		0-0-0	0-0-0		HOME		0-0-0		2-0-0		6-0-0				
9-3-0		0-0-0	0-0-		AWAY		2-2-0		1-0-0		6-1-0				
5-3-0		0-2-0	0-0-0		NEUTRAL		0-0-0		1-1-0		4-0-0				
12-13-0		0-0-0	0-0-0		CONFERENCE		1-0-0		9-6-0		2-7-0				
7-5-0		0-0-0	0-0-0		HOME		0-0-0		7-5-0		0-0-0				
5-8-0		0-0-0	0-0-0		AWAY		1-0-0		2-1-0		2-7-0				
0-0-0		0-0-0	0-0-0		NEUTRAL		0-0-0		0-0-0		0-0-0				
RPI S	Opponent	Score		RPI S	Opponent	Score		RPI S	Opponent	Score		RPI S	Opponent	Score	
7 N	Louisville	6	17					69 A	Samford	7	4	101 H	Ohio St.	3	4
19 N	Clemson	2	10					70 A	Michigan	13	10	101 H	Ohio St.	1	10
								73 A	Mississippi St.	6	14	101 H	Ohio St.	14	7
								73 A	Mississippi St.	4	7	103 H	Indiana	9	8
								86 A	Jacksonville St.	17	2	103 H	Indiana	10	4
												103 H	Indiana	7	10
												105 N	West Virginia	17	5
												107 A	Central Mich.	16	9
												107 H	Central Mich.	13	10
												107 N	Central Mich.	3	6
												109 H	Iowa	26	11
												109 H	Iowa	16	2
												109 H	Iowa	3	5
												114 A	Minnesota	12	5
												114 A	Minnesota	5	3
												114 A	Minnesota	3	6
												122 H	Bowling Green	5	2
												149 H	Illinois	3	4
												149 H	Illinois	10	2
												149 H	Illinois	16	1
												153 N	Miami (OH)	11	5
												154 A	Purdue	5	4
												154 A	Purdue	5	6
												154 A	Purdue	5	8
												164 A	Penn St.	1	9
												164 A	Penn St.	7	18
												164 A	Penn St.	5	22
LAST 15 GAMES															
				182 A	Northwestern	6	8	70 A	Michigan	13	10				
				182 A	Northwestern	2	1	154 A	Purdue	5	4				
				182 A	Northwestern	1	2	154 A	Purdue	5	6				
				107 A	Central Mich.	16	9								
				103 H	Indiana	7	10								

Non-Div. I Games:

Michigan St.

Michigan St.

103 H Indiana	10	4
103 H Indiana	9	8

Through Games Of Sunday, May 30, 2010

RPI	S	Opponent	Score	
167	N	Seton Hall	5	3
175	N	Southeast Mo. St.	9	0
175	N	Southeast Mo. St.	8	7
182	A	Northwestern	2	1
182	A	Northwestern	6	8
182	A	Northwestern	1	2
187	A	Eastern Mich.	5	1
187	A	Eastern Mich.	9	6
187	H	Eastern Mich.	4	0
191	A	Notre Dame	7	4
191	A	Notre Dame	13	0
191	A	Notre Dame	3	0
239	A	Furman	8	6
255	H	Oakland	11	2
255	H	Oakland	10	3
255	H	Oakland	8	0
255	H	Oakland	4	2
271	A	Western Mich.	10	11
271	H	Western Mich.	6	3

Michigan St.

M  
i  
c  
h  
i  
g  
a  
n  
s  
t  
.

M  
i  
c  
h  
i  
g  
a  
n  
s  
t  
.

Average RPI Win: 143		WON-LOST	WINNING	LAST 15	STRENGTH OF		OPP. STRENGTH	TEAM	ADJ	CONF.	ADJ CONF.
Average RPI Loss: 68		RECORD	PCT. RANK	GAMES	SCHEDULE		OF SCHEDULE	RPI	RPI	RPI	RPI
DIV. I ONLY		35-23-0	.60345	71	9-6-0		100	63	64	.5447	67
DIV. I NON-CONF.		16-9-0	.64	70	4-1-0		125	113	69	.54327	70
TOTALS		RPI 1-25	RPI 26-50		W-L RECORDS		RPI 51-100		RPI 101-150		RPI 150+
35-23-0		0-2-0	6-9-0		OVERALL		6-8-0		4-3-0		19-1-0
21-9-0		0-1-0	3-2-0		HOME		1-4-0		3-1-0		14-1-0
14-14-0		0-1-0	3-7-0		AWAY		5-4-0		1-2-0		5-0-0
0-0-0		0-0-0	0-0-0		NEUTRAL		0-0-0		0-0-0		0-0-0
16-9-0		0-2-0	0-2-0		NON-CONFERENCE		1-2-0		1-3-0		14-0-0
9-3-0		0-1-0	0-1-0		HOME		0-0-0		0-1-0		9-0-0
7-6-0		0-1-0	0-0-		AWAY		1-2-0		1-2-0		5-0-0
0-0-0		0-0-0	0-0-0		NEUTRAL		0-0-0		0-0-0		0-0-0
19-14-0		0-0-0	6-7-0		CONFERENCE		5-6-0		3-0-0		5-1-0
12-6-0		0-0-0	3-1-0		HOME		1-4-0		3-0-0		5-1-0
7-8-0		0-0-0	3-6-0		AWAY		4-2-0		0-0-0		0-0-0
0-0-0		0-0-0	0-0-0		NEUTRAL		0-0-0		0-0-0		0-0-0
RPI S	Opponent	Score	RPI S	Opponent	Score	RPI S	Opponent	Score	RPI S	Opponent	Score
13 A	Vanderbilt	0 1	38 A	Fla. Atlantic	4 3	61 A	Troy	9 4	104 A	Memphis	4 3
13 H	Vanderbilt	10 11	38 A	Fla. Atlantic	1 9	61 A	Troy	13 9	104 A	Memphis	6 7
			38 A	Fla. Atlantic	10 6	61 A	Troy	1 10	129 A	Austin Peay	5 11
			40 A	Western Ky.	5 15	61 H	Troy	4 15	129 H	Austin Peay	13 19
			40 A	Western Ky.	7 2	61 H	Troy	5 6	141 H	UALR	9 1
			40 A	Western Ky.	1 5	72 H	South Ala.	7 10	141 H	UALR	12 9
			43 A	La.-Lafayette	1 3	72 H	South Ala.	0 15	141 H	UALR	10 8
			43 A	La.-Lafayette	4 6	72 H	South Ala.	19 10	169 A	Southern Ill.	17 4
			43 A	La.-Lafayette	1 2	86 A	Jacksonville St.	10 3	169 A	Southern Ill.	13 6
			43 H	La.-Lafayette	3 0	86 A	Jacksonville St.	6 9	169 H	Southern Ill.	14 11
			47 A	Tennessee	7 12	86 A	Jacksonville St.	5 8	169 H	Southern Ill.	5 1
			47 H	Tennessee	6 8	95 A	Arkansas St.	3 4	169 H	Southern Ill.	10 2
			50 H	FIU	4 6	95 A	Arkansas St.	8 5	171 A	Belmont	10 1
			50 H	FIU	4 3	95 A	Arkansas St.	2 0	171 H	Belmont	13 7
			50 H	FIU	10 5				174 A	Tennessee Tech	13 9
									174 H	Tennessee Tech	11 5
									196 H	La.-Monroe	5 8
									196 H	La.-Monroe	5 4
									196 H	La.-Monroe	9 3
									198 A	Lipscomb	18 15
									198 H	Lipscomb	21 20
									228 H	New Orleans	6 2
									228 H	New Orleans	20 8
									228 H	New Orleans	8 0
									247 H	Ohio	11 6
									247 H	Ohio	5 4
									247 H	Ohio	14 6
LAST 15 GAMES											
			61 H	Troy	5 6		228 H	New Orleans	20 8		
			43 H	La.-Lafayette	3 0		228 H	New Orleans	8 0		
			61 H	Troy	4 15		47 A	Tennessee	7 12		
			40 A	Western Ky.	5 15						
			40 A	Western Ky.	7 2						

Non-Div. I Games:

Middle Tenn.



40 A Western Ky.	1	5
228 H New Orleans	6	2

M  
i  
d  
d  
l  
e  
T  
e  
n  
n  
.

M  
i  
d  
d  
l  
e  
T  
e  
n  
n  
.

Average RPI Win: 243		WON-LOST RECORD		WINNING PCT. RANK		LAST 15 GAMES		STRENGTH OF SCHEDULE		OPP. STRENGTH OF SCHEDULE		TEAM RPI		ADJ RPI		CONF. RPI		ADJ CONF. RPI	
Average RPI Loss: 140		28-24-0		.53846 120		10-5-0		259		234		208		.4666 211		28		28	
DIV. I ONLY		7-15-0		.31818 243		0-3-0		209		61		234		.44383 237		27		27	
DIV. I NON-CONF.																			
TOTALS		RPI 1-25		RPI 26-50		W-L RECORDS		RPI 51-100		RPI 101-150		RPI 150+							
28-24-0		0-4-0		0-3-0		OVERALL		0-4-0		1-2-0		27-13-0							
12-4-0		0-0-0		0-0-0		HOME		0-0-0		0-0-0		12-4-0							
9-19-0		0-4-0		0-2-0		AWAY		0-4-0		1-2-0		8-8-0							
7-2-0		0-0-0		0-1-0		NEUTRAL		0-0-0		0-0-0		7-1-0							
7-15-0		0-4-0		0-3-0		NON-CONFERENCE		0-4-0		1-2-0		6-4-0							
1-2-0		0-0-0		0-0-0		HOME		0-0-0		0-0-0		1-2-0							
3-14-0		0-4-0		0-0-		AWAY		0-4-0		1-2-0		2-2-0							
3-1-0		0-0-0		0-1-0		NEUTRAL		0-0-0		0-0-0		3-0-0							
21-9-0		0-0-0		0-0-0		CONFERENCE		0-0-0		0-0-0		21-9-0							
11-2-0		0-0-0		0-0-0		HOME		0-0-0		0-0-0		11-2-0							
6-6-0		0-0-0		0-0-0		AWAY		0-0-0		0-0-0		6-6-0							
4-1-0		0-0-0		0-0-0		NEUTRAL		0-0-0		0-0-0		4-1-0							
RPI S	Opponent	Score		RPI S	Opponent	Score		RPI S	Opponent	Score		RPI S	Opponent	Score					
1 A	Arizona St.	2	6	29 N	San Diego	1	22	95 A	Arkansas St.	5	6	109 A	Iowa	3	9				
9 A	Arkansas	2	3	39 A	Kansas St.	0	4	95 A	Arkansas St.	3	8	114 A	Minnesota	13	6				
9 A	Arkansas	6	14	39 A	Kansas St.	1	2	95 A	Arkansas St.	4	11	129 A	Austin Peay	1	9				
9 A	Arkansas	0	7					95 A	Arkansas St.	3	4	176 A	Wright St.	10	7				
												176 A	Wright St.	3	20				
												176 A	Wright St.	9	6				
												176 N	Wright St.	14	7				
												176 N	Wright St.	6	3				
												176 N	Wright St.	0	1				
												182 H	Northwestern	1	4				
												182 H	Northwestern	9	0				
												201 A	Northern Ill.	6	21				
												201 A	Northern Ill.	5	7				
												201 H	Northern Ill.	3	5				
												219 A	Ill.-Chicago	4	10				
												219 A	Ill.-Chicago	5	6				
												219 A	Ill.-Chicago	13	5				
												219 H	Ill.-Chicago	7	11				
												219 H	Ill.-Chicago	10	3				
												233 A	Bradley	12	6				
												233 A	Bradley	20	2				
												242 N	Dayton	6	0				
												264 H	Valparaiso	3	0				
												264 H	Valparaiso	7	5				
												264 H	Valparaiso	3	17				
												264 N	Valparaiso	3	1				
												264 N	Valparaiso	3	1				
Non-Div. I Games:		St. Norbert		14 4		Wis.-Parkside		6 2		Cardinal Stritch		7 6		Wis.-Parkside		10 4		Milwaukee	
		Wis. Lutheran		17 4															

176 N Wright St.	0	1
264 N Valparaiso	3	1

RPI	S	Opponent	Score	
267	N	SIU Edwardsville	6	5
267	N	SIU Edwardsville	20	2
273	A	Youngstown St.	7	8
273	A	Youngstown St.	9	8
273	H	Youngstown St.	9	4
273	H	Youngstown St.	8	5
273	H	Youngstown St.	8	7
279	A	Butler	14	4
279	A	Butler	12	20
279	A	Butler	2	11
279	H	Butler	6	5
279	H	Butler	5	4
288	A	Cleveland St.	6	5
288	H	Cleveland St.	4	1
288	H	Cleveland St.	5	3
288	H	Cleveland St.	7	5

M  
i  
l  
w  
a  
u  
k  
e  
e

M  
i  
l  
w  
a  
u  
k  
e  
e

Average RPI Win:		134	WON-LOST RECORD		WINNING PCT. RANK		LAST 15 GAMES		STRENGTH OF SCHEDULE		OPP. STRENGTH OF SCHEDULE		TEAM RPI		ADJ RPI		CONF. RPI		ADJ CONF. RPI		
DIV. I ONLY			27-28-0		.49091 163		11-4-0		83		151		114		.51533 114		13		13		
DIV. I NON-CONF.			8-19-0		.2963 251		2-2-0		95		190		216		.46063 212		13		13		
TOTALS		RPI 1-25		RPI 26-50		W-L RECORDS		RPI 51-100		RPI 101-150		RPI 150+									
27-28-0		1-6-0		2-1-0		OVERALL		5-7-0		8-3-0		13-13-0									
12-13-0		0-0-0		0-0-0		HOME		3-4-0		2-1-0		7-8-0									
10-11-0		1-4-0		1-1-0		AWAY		1-2-0		4-2-0		4-4-0									
6-4-0		0-2-0		1-0-0		NEUTRAL		1-1-0		2-0-0		2-1-0									
8-19-0		1-6-0		2-1-0		NON-CONFERENCE		1-4-0		0-0-0		6-10-0									
3-9-0		0-0-0		0-0-0		HOME		0-1-0		0-0-0		3-8-0									
4-8-0		1-4-0		1-0-		AWAY		1-2-0		0-0-0		1-1-0									
3-4-0		0-2-0		1-0-0		NEUTRAL		0-1-0		0-0-0		2-1-0									
19-9-0		0-0-0		0-0-0		CONFERENCE		4-3-0		8-3-0		7-3-0									
9-4-0		0-0-0		0-0-0		HOME		3-3-0		2-1-0		4-0-0									
7-5-0		0-0-0		0-0-0		AWAY		0-0-0		4-2-0		3-3-0									
3-0-0		0-0-0		0-0-0		NEUTRAL		1-0-0		2-0-0		0-0-0									
RPI	S	Opponent		Score		RPI	S	Opponent		Score		RPI	S	Opponent		Score					
7	N	Louisville		4	5	39	A	Kansas St.		6	12	58	N	St. John's (NY)		4	5	101	A	Ohio St.	16 2
11	A	Cal St. Fullerton		3	1	39	A	Kansas St.		3	0	69	A	Samford		9	4	101	A	Ohio St.	6 9
11	A	Cal St. Fullerton		2	7	46	N	New Mexico		6	4	69	A	Samford		9	14	101	A	Ohio St.	4 3
11	A	Cal St. Fullerton		5	9							69	A	Samford		1	2	103	H	Indiana	2 7
12	A	Alabama		4	5							70	H	Michigan		5	4	103	H	Indiana	10 0
12	A	Alabama		4	9							70	H	Michigan		14	7	103	H	Indiana	14 0
23	N	Connecticut		2	8							70	H	Michigan		1	2	103	N	Indiana	10 8
												70	N	Michigan		4	3	109	A	Iowa	6 1
												80	H	Michigan St.		6	3	109	A	Iowa	12 2
												80	H	Michigan St.		5	12	109	A	Iowa	4 11
												80	H	Michigan St.		3	5	109	N	Iowa	15 5
												97	H	Oklahoma St.		9	16	154	A	Purdue	14 5
																		154	A	Purdue	2 3
																		154	A	Purdue	9 7
																		157	H	Louisiana Tech	2 5
																		157	H	Louisiana Tech	3 2
																		157	H	Louisiana Tech	1 9
																		160	A	South Dakota St.	11 12
																		160	H	South Dakota St.	3 5
																		160	H	South Dakota St.	4 6
																		164	H	Penn St.	12 7
																		164	H	Penn St.	5 1
																		164	H	Penn St.	8 1
																		179	H	Creighton	4 6
																		182	A	Northwestern	3 8
																		182	A	Northwestern	5 6
																		182	A	Northwestern	8 7
Non-Div. I Games:		Concordia-M'head		4	2	Hamline		10	3	St. Thomas (MN)		5	4							Minnesota	

70	N	Michigan	4	3
103	N	Indiana	10	8

RPI	S	Opponent	Score	
182	H	Northwestern	8	4
189	H	Loyola Marymount	3	4
211	H	Milwaukee	6	13
232	H	Harvard	7	1
245	N	Akron	1	0
245	N	Akron	2	4
245	N	Akron	6	0
275	A	North Dakota St.	11	6
275	H	North Dakota St.	4	2
275	H	North Dakota St.	3	7

Minnesota

M  
i  
n  
n  
e  
s  
o  
t  
a

M  
i  
n  
n  
e  
s  
o  
t  
a

Average RPI Win:		96	WON-LOST RECORD		WINNING PCT. RANK	LAST 15 GAMES		STRENGTH OF SCHEDULE		OPP. STRENGTH OF SCHEDULE	TEAM RPI	ADJ RPI	CONF. RPI	ADJ CONF. RPI			
Average RPI Loss:		42															
DIV. I ONLY			38-22-0		.63333	47	5-10-0	27		12	26	.58133	27	2	1		
DIV. I NON-CONF.			19-6-0		.76	30	2-2-0	113		108	30	.57526	30	1	1		
TOTALS		RPI 1-25		RPI 26-50		W-L RECORDS		RPI 51-100		RPI 101-150		RPI 150+					
38-22-0		11-15-0		3-3-0		OVERALL		11-2-0		5-3-0		9-1-0					
22-12-0		7-8-0		1-2-0		HOME		2-0-0		3-1-0		9-1-0					
12-8-0		2-5-0		2-1-0		AWAY		6-1-0		2-2-0		0-0-0					
5-3-0		2-2-0		0-0-0		NEUTRAL		3-1-0		0-0-0		0-0-0					
19-6-0		1-3-0		0-0-0		NON-CONFERENCE		7-2-0		3-2-0		9-1-0					
15-4-0		1-2-0		0-0-0		HOME		2-0-0		3-1-0		9-1-0					
3-3-0		0-1-0		0-0-		AWAY		3-1-0		0-1-0		0-0-0					
2-1-0		0-0-0		0-0-0		NEUTRAL		2-1-0		0-0-0		0-0-0					
19-16-0		10-12-0		3-3-0		CONFERENCE		4-0-0		2-1-0		0-0-0					
7-8-0		6-6-0		1-2-0		HOME		0-0-0		0-0-0		0-0-0					
9-6-0		2-4-0		2-1-0		AWAY		3-0-0		2-1-0		0-0-0					
3-2-0		2-2-0		0-0-0		NEUTRAL		1-0-0		0-0-0		0-0-0					
RPI	S	Opponent		Score		RPI	S	Opponent		Score		RPI	S	Opponent		Score	
3	A	Virginia		7	13	33	A	Kentucky		9	0	58	N	St. John's (NY)		10	5
4	H	Florida		3	2	33	A	Kentucky		7	6	58	N	St. John's (NY)		16	20
4	H	Florida		15	3	33	A	Kentucky		3	12	62	H	Southern Miss.		7	2
4	H	Florida		1	13	47	H	Tennessee		7	3	62	N	Southern Miss.		11	6
7	H	Louisville		1	6	47	H	Tennessee		2	5	73	A	Mississippi St.		4	2
7	H	Louisville		8	3	47	H	Tennessee		6	10	73	A	Mississippi St.		19	11
7	H	Louisville		8	10							73	A	Mississippi St.		12	10
9	H	Arkansas		4	11							73	N	Mississippi St.		5	3
9	H	Arkansas		0	7							89	A	Tulane		5	1
9	H	Arkansas		3	2							89	A	Tulane		6	4
12	A	Alabama		5	4							89	A	Tulane		4	12
12	A	Alabama		1	4							95	A	Arkansas St.		5	2
12	A	Alabama		3	6							95	H	Arkansas St.		3	2
12	N	Alabama		3	6												
16	H	Auburn		3	5												
16	H	Auburn		1	11												
16	H	Auburn		4	18												
16	N	Auburn		10	7												
17	A	South Carolina		0	5												
17	A	South Carolina		5	4												
17	A	South Carolina		5	9												
17	N	South Carolina		3	0												
22	H	LSU		9	8												
22	H	LSU		11	9												
22	H	LSU		7	6												
22	N	LSU		0	8												
						LAST 15 GAMES											
						58	N	St. John's (NY)		16	20	16	H	Auburn		1	11
						3	A	Virginia		7	13	16	H	Auburn		4	18
						58	N	St. John's (NY)		10	5	16	H	Auburn		3	5
						22	N	LSU		0	8						
						16	N	Auburn		10	7						

Non-Div. I Games:

Mississippi

12 N Alabama	3	6
17 N South Carolina	3	0

M  
i  
s  
s  
i  
s  
s  
i  
p  
p  
i

M  
i  
s  
s  
i  
s  
s  
i  
p  
p  
i

Average RPI Win:		125	WON-LOST RECORD		WINNING PCT. RANK		LAST 15 GAMES		STRENGTH OF SCHEDULE		OPP. STRENGTH OF SCHEDULE		TEAM RPI		ADJ RPI		CONF. RPI		ADJ CONF. RPI	
DIV. I ONLY			23-33-0		.41071 220		3-12-0		3		30		72		.53934 73		2		1	
DIV. I NON-CONF.			17-8-0		.68 57		2-2-0		14		213		25		.58206 26		1		1	
TOTALS		RPI 1-25		RPI 26-50		W-L RECORDS		RPI 51-100		RPI 101-150		RPI 150+								
23-33-0		2-21-0		3-5-0		OVERALL		5-4-0		4-1-0		9-2-0								
19-14-0		0-6-0		3-4-0		HOME		4-3-0		4-1-0		8-0-0								
4-15-0		2-13-0		0-0-0		AWAY		1-0-0		0-0-0		1-2-0								
0-4-0		0-2-0		0-1-0		NEUTRAL		0-1-0		0-0-0		0-0-0								
17-8-0		0-2-0		1-0-0		NON-CONFERENCE		5-4-0		2-0-0		9-2-0								
15-3-0		0-0-0		1-0-0		HOME		4-3-0		2-0-0		8-0-0								
2-2-0		0-0-0		0-0-		AWAY		1-0-0		0-0-0		1-2-0								
0-3-0		0-2-0		0-0-0		NEUTRAL		0-1-0		0-0-0		0-0-0								
6-25-0		2-19-0		2-5-0		CONFERENCE		0-0-0		2-1-0		0-0-0								
4-11-0		0-6-0		2-4-0		HOME		0-0-0		2-1-0		0-0-0								
2-13-0		2-13-0		0-0-0		AWAY		0-0-0		0-0-0		0-0-0								
0-1-0		0-0-0		0-1-0		NEUTRAL		0-0-0		0-0-0		0-0-0								
RPI	S	Opponent		Score		RPI	S	Opponent		Score		RPI	S	Opponent		Score				
4	A	Florida		2	7	27	H	Mississippi		10	12	53	H	Southeastern La.		5	8			
4	A	Florida		4	5	27	H	Mississippi		2	4	53	H	Southeastern La.		5	6			
4	A	Florida		1	4	27	H	Mississippi		11	19	53	H	Southeastern La.		1	4			
6	N	UCLA		2	5	27	N	Mississippi		3	5	62	A	Southern Miss.		16	9			
9	H	Arkansas		3	13	40	H	Western Ky.		9	3	62	N	Southern Miss.		3	14			
9	H	Arkansas		5	8	47	H	Tennessee		14	6	63	H	Northwestern St.		8	5			
9	H	Arkansas		3	8	47	H	Tennessee		13	15	72	H	South Ala.		9	5			
12	A	Alabama		5	8	47	H	Tennessee		11	7	80	H	Michigan St.		7	4			
12	A	Alabama		4	6							80	H	Michigan St.		14	6			
12	A	Alabama		8	9															
13	H	Vanderbilt		4	14															
13	H	Vanderbilt		7	13															
13	H	Vanderbilt		8	13															
16	A	Auburn		8	11															
16	A	Auburn		14	16															
16	A	Auburn		6	9															
17	A	South Carolina		2	14															
17	A	South Carolina		8	7															
17	A	South Carolina		2	10															
18	N	Oklahoma		5	16															
22	A	LSU		13	14															
22	A	LSU		2	1															
22	A	LSU		3	17															
						LAST 15 GAMES														
						22	A	LSU		2	1	63	H	Northwestern St.		8	5			
						22	A	LSU		3	17	16	A	Auburn		8	11			
						22	A	LSU		13	14	16	A	Auburn		14	16			
						62	A	Southern Miss.		16	9									
						13	H	Vanderbilt		4	14									

**Non-Div. I Games:**

Mississippi St.



13 H Vanderbilt	7	13
13 H Vanderbilt	8	13

M  
i  
s  
s  
i  
s  
s  
i  
p  
p  
i  
s  
t  
.

M  
i  
s  
s  
i  
s  
s  
i  
p  
p  
i  
s  
t  
.

Average RPI Win: 292		WON-LOST RECORD		WINNING PCT. RANK		LAST 15 GAMES		STRENGTH OF SCHEDULE		OPP. STRENGTH OF SCHEDULE		TEAM RPI		ADJ RPI		CONF. RPI		ADJ CONF. RPI	
DIV. I ONLY		17-24-0		.41463 217		5-10-0		295		293		282		.37801 287		32		32	
DIV. I NON-CONF.		0-11-0		0 300		0-2-0		253		9		299		.32921 300		32		32	
TOTALS		RPI 1-25		RPI 26-50		W-L RECORDS		RPI 51-100		RPI 101-150		RPI 150+							
17-24-0		0-2-0		0-0-0		OVERALL		0-3-0		0-0-0		17-19-0							
8-6-0		0-0-0		0-0-0		HOME		0-0-0		0-0-0		8-6-0							
9-13-0		0-2-0		0-0-0		AWAY		0-3-0		0-0-0		9-8-0							
0-5-0		0-0-0		0-0-0		NEUTRAL		0-0-0		0-0-0		0-5-0							
0-11-0		0-2-0		0-0-0		NON-CONFERENCE		0-3-0		0-0-0		0-6-0							
0-1-0		0-0-0		0-0-0		HOME		0-0-0		0-0-0		0-1-0							
0-8-0		0-2-0		0-0-		AWAY		0-3-0		0-0-0		0-3-0							
0-2-0		0-0-0		0-0-0		NEUTRAL		0-0-0		0-0-0		0-2-0							
17-13-0		0-0-0		0-0-0		CONFERENCE		0-0-0		0-0-0		17-13-0							
8-5-0		0-0-0		0-0-0		HOME		0-0-0		0-0-0		8-5-0							
9-5-0		0-0-0		0-0-0		AWAY		0-0-0		0-0-0		9-5-0							
0-3-0		0-0-0		0-0-0		NEUTRAL		0-0-0		0-0-0		0-3-0							
RPI	S	Opponent		Score		RPI	S	Opponent		Score		RPI	S	Opponent		Score			
12	A	Alabama		1 5								191	H	Notre Dame		4 12			
12	A	Alabama		4 7								62	A	Southern Miss.		3 8			
												73	A	Mississippi St.		3 19			
												196	A	La.-Monroe		4 8			
												196	A	La.-Monroe		0 11			
												196	A	La.-Monroe		2 10			
												254	N	Texas Southern		8 9			
												254	N	Texas Southern		6 8			
												260	A	Jackson St.		4 6			
												260	A	Jackson St.		3 10			
												260	A	Jackson St.		11 6			
												260	A	Jackson St.		8 10			
												260	H	Jackson St.		3 5			
												260	H	Jackson St.		4 6			
												260	H	Jackson St.		6 10			
												272	A	Grambling		3 13			
												272	N	Grambling		4 8			
												276	A	Alcorn St.		4 1			
												276	A	Alcorn St.		6 8			
												276	A	Alcorn St.		8 4			
												276	H	Alcorn St.		0 13			
												276	H	Alcorn St.		12 1			
												276	H	Alcorn St.		6 4			
												299	A	Alabama St.		16 9			
												299	A	Alabama St.		10 3			
												299	A	Alabama St.		11 6			
												299	H	Alabama St.		9 8			
Non-Div. I Games:		LSU-Alexandria		18 8		Tougaloo		5 1		Tougaloo		0 2		Stillman		11 10			
		LSU-Alexandria		11 7		Tougaloo		5 3		West Fla.		6 7		West Fla.		Mississippi Val. 1 13			

Mississippi Val.

Non-Div. I Games:

Delta St.

5	11	West Fla.	2	6
276	A	Alcorn St.	8	4
276	A	Alcorn St.	4	1

Delta St.

9 4

RPI	Stipman	8	10	e
299	H Alabama St.	14	4	
299	H Alabama St.	6	7	
299	H Alabama St.	10	0	
301	A Alabama A&M	8	3	
301	A Alabama A&M	15	2	
301	A Alabama A&M	12	2	
301	H Alabama A&M	6	1	
301	H Alabama A&M	10	1	
301	H Alabama A&M	5	3	

Mississippi Val.

Mississippi Val.

Mississippi Val.

Average RPI Win:		132	WON-LOST		WINNING		LAST 15		STRENGTH OF		OPP. STRENGTH		TEAM		ADJ		CONF.		ADJ CONF.				
Average RPI Loss:		61	RECORD		PCT. RANK		GAMES		SCHEDULE		OF SCHEDULE		RPI		RPI		RPI		RPI				
DIV. I ONLY			29-26-0		.52727		132		60		37		75		.53811		74		4				
DIV. I NON-CONF.			17-7-0		.70833		46		246		174		92		.52808		93		4				
TOTALS		RPI 1-25		RPI 26-50		W-L RECORDS		RPI 51-100		RPI 101-150		RPI 150+											
29-26-0		4-10-0		4-3-0		OVERALL		7-9-0		2-0-0		12-4-0											
18-9-0		0-3-0		3-2-0		HOME		4-2-0		0-0-0		11-2-0											
4-10-0		3-4-0		0-0-0		AWAY		1-5-0		0-0-0		0-1-0											
7-7-0		1-3-0		1-1-0		NEUTRAL		2-2-0		2-0-0		1-1-0											
17-7-0		1-1-0		1-1-0		NON-CONFERENCE		1-1-0		2-0-0		12-4-0											
11-2-0		0-0-0		0-0-0		HOME		0-0-0		0-0-0		11-2-0											
1-1-0		1-0-0		0-0-		AWAY		0-0-0		0-0-0		0-1-0											
5-4-0		0-1-0		1-1-0		NEUTRAL		1-1-0		2-0-0		1-1-0											
12-19-0		3-9-0		3-2-0		CONFERENCE		6-8-0		0-0-0		0-0-0											
7-7-0		0-3-0		3-2-0		HOME		4-2-0		0-0-0		0-0-0											
3-9-0		2-4-0		0-0-0		AWAY		1-5-0		0-0-0		0-0-0											
2-3-0		1-2-0		0-0-0		NEUTRAL		1-1-0		0-0-0		0-0-0											
RPI	S	Opponent		Score		RPI	S	Opponent		Score		RPI	S	Opponent		Score		RPI	S	Opponent		Score	
5	H	Texas		11 20		35	H	Baylor		3 7		59	A	Kansas		9 10		128	N	New Mexico St.		2 1	
5	H	Texas		4 6		35	H	Baylor		13 9		59	A	Kansas		8 9		149	N	Illinois		7 4	
5	H	Texas		2 5		35	H	Baylor		6 20		59	A	Kansas		3 10		154	H	Purdue		22 14	
5	N	Texas		5 8		38	N	Fla. Atlantic		4 2		59	N	Kansas		0 1		154	H	Purdue		3 6	
5	N	Texas		7 3		39	H	Kansas St.		9 8		60	A	Texas Tech		15 16		177	H	Xavier		1 5	
15	N	TCU		3 4		39	H	Kansas St.		4 2		60	A	Texas Tech		12 8		177	H	Xavier		7 6	
16	A	Auburn		11 7		42	N	Boston College		6 14		60	A	Texas Tech		4 5		177	H	Xavier		4 2	
18	A	Oklahoma		12 11								60	N	Texas Tech		7 3		186	A	Missouri St.		4 5	
18	A	Oklahoma		4 10								64	H	Nebraska		6 5		186	H	Missouri St.		11 6	
18	A	Oklahoma		4 6								64	H	Nebraska		12 7		190	N	Gonzaga		6 10	
20	A	Texas A&M		13 4								64	H	Nebraska		2 0		229	N	Eastern Ill.		10 2	
20	A	Texas A&M		4 5								68	N	Washington		17 6		267	H	SIU Edwardsville		14 3	
20	A	Texas A&M		1 3								83	N	Houston		0 3		269	H	North Dakota		6 0	
20	N	Texas A&M		2 7								97	H	Oklahoma St.		9 2		269	H	North Dakota		7 3	
												97	H	Oklahoma St.		7 10		269	H	North Dakota		17 5	
												97	H	Oklahoma St.		3 4		282	H	Western Ill.		10 3	
																		290	H	Ark.-Pine Bluff		9 0	
																		290	H	Ark.-Pine Bluff		28 2	
						LAST 15 GAMES																	
						60	N	Texas Tech		7 3		64	H	Nebraska		12 7							
						20	N	Texas A&M		2 7		64	H	Nebraska		2 0							
						5	N	Texas		7 3		59	A	Kansas		9 10							
						5	H	Texas		11 20													
						5	H	Texas		4 6													

Non-Div. I Games:

Missouri

5	H	Texas	2	5
64	H	Nebraska	6	5

M  
i  
s  
s  
o  
u  
r  
i

M  
i  
s  
s  
o  
u  
r  
i

Average RPI Win: 165		WON-LOST	WINNING	LAST 15	STRENGTH OF		OPP. STRENGTH	TEAM	ADJ		CONF.	ADJ CONF.							
Average RPI Loss: 107		RECORD	PCT. RANK	GAMES	SCHEDULE		OF SCHEDULE	RPI	RPI		RPI	RPI							
DIV. I ONLY		21-34-0	.38182	234	4-11-0		103	158	182	.48134	186	14	15						
DIV. I NON-CONF.		14-17-0	.45161	179	0-1-0		108	123	148	.49794	153	17	17						
<hr/>																			
TOTALS		RPI 1-25		RPI 26-50		W-L RECORDS		RPI 51-100		RPI 101-150		RPI 150+							
21-34-0		0-4-0		0-0-0		OVERALL		5-17-0		5-4-0		11-9-0							
14-11-0		0-0-0		0-0-0		HOME		4-7-0		1-0-0		9-4-0							
6-21-0		0-4-0		0-0-0		AWAY		1-9-0		4-4-0		1-4-0							
1-2-0		0-0-0		0-0-0		NEUTRAL		0-1-0		0-0-0		1-1-0							
14-17-0		0-4-0		0-0-0		NON-CONFERENCE		3-8-0		4-2-0		7-3-0							
10-3-0		0-0-0		0-0-0		HOME		3-2-0		1-0-0		6-1-0							
4-13-0		0-4-0		0-0-		AWAY		0-6-0		3-2-0		1-1-0							
0-1-0		0-0-0		0-0-0		NEUTRAL		0-0-0		0-0-0		0-1-0							
7-17-0		0-0-0		0-0-0		CONFERENCE		2-9-0		1-2-0		4-6-0							
4-8-0		0-0-0		0-0-0		HOME		1-5-0		0-0-0		3-3-0							
2-8-0		0-0-0		0-0-0		AWAY		1-3-0		1-2-0		0-3-0							
1-1-0		0-0-0		0-0-0		NEUTRAL		0-1-0		0-0-0		1-0-0							
RPI	S	Opponent		Score		RPI	S	Opponent		Score		RPI	S	Opponent		Score			
9	A	Arkansas		4	5			56	A	Wichita St.		2	6	123	A	Oral Roberts		5	1
10	A	Georgia Tech		0	13			56	A	Wichita St.		10	3	123	A	Oral Roberts		13	3
10	A	Georgia Tech		0	4			56	A	Wichita St.		0	8	123	H	Oral Roberts		15	1
10	A	Georgia Tech		3	20			56	A	Wichita St.		0	3	124	A	Indiana St.		5	3
								59	A	Kansas		6	7	124	A	Indiana St.		3	10
								59	H	Kansas		4	6	124	A	Indiana St.		1	8
								62	A	Southern Miss.		4	13	126	A	Texas-Arlington		6	9
								62	A	Southern Miss.		3	4	126	A	Texas-Arlington		0	1
								62	A	Southern Miss.		0	6	126	A	Texas-Arlington		5	4
								74	A	Missouri		6	11	169	H	Southern Ill.		6	5
								74	H	Missouri		5	4	169	H	Southern Ill.		5	6
								85	H	Illinois St.		9	11	169	H	Southern Ill.		2	13
								85	H	Illinois St.		1	7	169	N	Southern Ill.		14	10
								85	H	Illinois St.		5	7	175	A	Southeast Mo. St.		11	12
								92	H	Evansville		2	3	176	N	Wright St.		2	8
								92	H	Evansville		4	6	179	H	Creighton		6	5
								92	H	Evansville		7	4	179	H	Creighton		5	4
								92	N	Evansville		2	7	179	H	Creighton		2	8
								95	H	Arkansas St.		2	1	206	A	St. Louis		9	6
								95	H	Arkansas St.		4	5	214	H	Central Ark.		4	2
														214	H	Central Ark.		14	5
														233	A	Bradley		4	6
														233	A	Bradley		0	7
														233	A	Bradley		8	9
														267	H	SIU Edwardsville		5	3
														275	H	North Dakota St.		15	2
														275	H	North Dakota St.		6	1
<hr/>																			
LAST 15 GAMES																			
				92	N	Evansville		2	7										
				169	N	Southern Ill.		14	10										
				56	A	Wichita St.		2	6										
				169	H	Southern Ill.		6	5										
				169	H	Southern Ill.		5	6										

Non-Div. I Games:

Missouri St.

Missouri.

Missouri.

Missouri St.

Average RPI Win: 237		WON-LOST RECORD		WINNING PCT. RANK		LAST 15 GAMES		STRENGTH OF SCHEDULE		OPP. STRENGTH OF SCHEDULE		TEAM RPI		ADJ RPI		CONF. RPI		ADJ CONF. RPI	
DIV. I ONLY		22-27-0		.44898 192		6-9-0		256		258		245		.44403 241		27		27	
DIV. I NON-CONF.		7-8-0		.46667 164		1-0-0		197		88		186		.48125 190		29		29	
TOTALS		RPI 1-25		RPI 26-50		W-L RECORDS		RPI 51-100		RPI 101-150		RPI 150+							
22-27-0		0-0-0		0-3-0		OVERALL		2-3-0		1-0-0		19-21-0							
13-7-0		0-0-0		0-0-0		HOME		1-0-0		1-0-0		11-7-0							
8-17-0		0-0-0		0-2-0		AWAY		1-3-0		0-0-0		7-12-0							
1-3-0		0-0-0		0-1-0		NEUTRAL		0-0-0		0-0-0		1-2-0							
7-8-0		0-0-0		0-3-0		NON-CONFERENCE		2-3-0		1-0-0		4-2-0							
3-1-0		0-0-0		0-0-0		HOME		1-0-0		1-0-0		1-1-0							
3-6-0		0-0-0		0-0-		AWAY		1-3-0		0-0-0		2-1-0							
1-1-0		0-0-0		0-1-0		NEUTRAL		0-0-0		0-0-0		1-0-0							
15-19-0		0-0-0		0-0-0		CONFERENCE		0-0-0		0-0-0		15-19-0							
10-6-0		0-0-0		0-0-0		HOME		0-0-0		0-0-0		10-6-0							
5-11-0		0-0-0		0-0-0		AWAY		0-0-0		0-0-0		5-11-0							
0-2-0		0-0-0		0-0-0		NEUTRAL		0-0-0		0-0-0		0-2-0							
RPI	S	Opponent	Score	RPI	S	Opponent	Score	RPI	S	Opponent	Score	RPI	S	Opponent	Score				
29	A	San Diego	2 3	52	H	Rutgers	2 1	139	H	Rider	7 6								
29	A	San Diego	2 8	79	A	East Carolina	11 9	167	A	Seton Hall	1 9								
33	N	Kentucky	13 14	79	A	East Carolina	4 11	184	H	Bryant	1 10								
				79	A	East Carolina	2 16	184	H	Bryant	6 7								
				100	A	San Diego St.	0 7	184	H	Bryant	3 2								
								184	H	Bryant	5 4								
								188	A	Sacred Heart	3 4								
								188	A	Sacred Heart	4 6								
								188	A	Sacred Heart	4 11								
								188	A	Sacred Heart	5 6								
								188	N	Sacred Heart	4 5								
								195	A	Central Conn. St.	10 11								
								195	A	Central Conn. St.	19 20								
								195	A	Central Conn. St.	5 2								
								195	A	Central Conn. St.	7 11								
								238	A	Wagner	3 5								
								238	A	Wagner	5 7								
								238	A	Wagner	2 5								
								238	A	Wagner	5 3								
								238	N	Wagner	4 9								
								253	H	Lafayette	5 6								
								258	A	Princeton	24 7								
								261	A	Navy	3 1								
								265	H	Temple	3 1								
								277	A	Long Island	7 5								
								277	A	Long Island	0 2								
								277	A	Long Island	9 7								
LAST 15 GAMES																			
238	N	Wagner	4 9	188	A	Sacred Heart	3 4	261	A	Navy	3 1								
188	N	Sacred Heart	4 5	188	A	Sacred Heart	5 6	265	H	Temple	3 1								
283	H	Fairleigh Dickinson	7 9	188	A	Sacred Heart	4 11	277	A	Long Island	7 5								
283	H	Fairleigh Dickinson	6 4					277	A	Long Island	0 2								
283	H	Fairleigh Dickinson	7 10					277	A	Long Island	9 7								

**Non-Div. I Games:**

Monmouth



283 H Fairleigh Dickinson	8	5
188 A Sacred Heart	4	6

RPI	S	Opponent	Score	
277	A	Long Island	9	2
278	H	Mt. St. Mary's	5	8
278	H	Mt. St. Mary's	6	4
278	H	Mt. St. Mary's	4	0
278	H	Mt. St. Mary's	8	7
281	H	Quinnipiac	12	6
281	H	Quinnipiac	9	3
281	H	Quinnipiac	8	7
281	H	Quinnipiac	2	7
283	H	Fairleigh Dickinson	6	4
283	H	Fairleigh Dickinson	8	5
283	H	Fairleigh Dickinson	7	9
283	H	Fairleigh Dickinson	7	10
286	N	Iona	8	1

Monmouth

Monmouth

Monmouth

Average RPI Win: 195		WON-LOST RECORD		WINNING PCT. RANK		LAST 15 GAMES		STRENGTH OF SCHEDULE		OPP. STRENGTH OF SCHEDULE		TEAM RPI		ADJ RPI		CONF. RPI		ADJ CONF. RPI	
DIV. I ONLY		22-25-1		.46875 178		6-8-1		208		191		199		.47406 200		19		19	
DIV. I NON-CONF.		16-13-0		.55172 115		2-0-0		203		194		153		.49716 154		19		19	
TOTALS		RPI 1-25		RPI 26-50		W-L RECORDS		RPI 51-100		RPI 101-150		RPI 150+							
22-25-1		0-1-0		0-3-0		OVERALL		0-5-0		6-3-0		16-13-1							
14-11-0		0-0-0		0-0-0		HOME		0-3-0		2-0-0		12-8-0							
4-13-1		0-1-0		0-2-0		AWAY		0-2-0		3-3-0		1-5-1							
4-1-0		0-0-0		0-1-0		NEUTRAL		0-0-0		1-0-0		3-0-0							
16-13-0		0-1-0		0-3-0		NON-CONFERENCE		0-2-0		6-3-0		10-4-0							
9-4-0		0-0-0		0-0-0		HOME		0-0-0		2-0-0		7-4-0							
3-8-0		0-1-0		0-0-		AWAY		0-2-0		3-3-0		0-0-0							
4-1-0		0-0-0		0-1-0		NEUTRAL		0-0-0		1-0-0		3-0-0							
6-12-1		0-0-0		0-0-0		CONFERENCE		0-3-0		0-0-0		6-9-1							
5-7-0		0-0-0		0-0-0		HOME		0-3-0		0-0-0		5-4-0							
1-5-1		0-0-0		0-0-0		AWAY		0-0-0		0-0-0		1-5-1							
0-0-0		0-0-0		0-0-0		NEUTRAL		0-0-0		0-0-0		0-0-0							
RPI	S	Opponent		Score		RPI	S	Opponent		Score		RPI	S	Opponent		Score			
7	A	Louisville		2	7	33	A	Kentucky		2	5	86	H	Jacksonville St.		7	10		
						47	A	Tennessee		2	13	86	H	Jacksonville St.		0	17		
						49	N	Liberty		2	5	86	H	Jacksonville St.		10	21		
												92	A	Evansville		2	9		
												96	A	UNC Wilmington		2	12		
															</				

Morehead St.

235	H	UT Martin	10	9
235	H	UT Martin	8	17

Through Games Of Sunday, May 30, 2010

RPI	S	Opponent	Score	
229	A	Eastern Ill.	6	2
229	A	Eastern Ill.	0	14
235	H	UT Martin	10	9
235	H	UT Martin	8	17
235	H	UT Martin	9	10
267	H	SIU Edwardsville	24	14
267	H	SIU Edwardsville	11	6
267	H	SIU Edwardsville	8	6
274	H	IPFW	21	6
274	H	IPFW	8	9
274	H	IPFW	13	12
274	H	IPFW	15	6

Morehead St.

M  
o  
r  
e  
h  
e  
a  
d  
s  
t  
.

M  
o  
r  
e  
h  
e  
a  
d  
s  
t  
.

Average RPI Win: 247		WON-LOST	WINNING	LAST 15	STRENGTH OF		OPP. STRENGTH	TEAM	ADJ		CONF.	ADJ CONF.
Average RPI Loss: 231		RECORD	PCT. RANK	GAMES	SCHEDULE		OF SCHEDULE	RPI	RPI		RPI	RPI
DIV. I ONLY		20-31-0	.39216	229	5-10-0		284	287	277		.41247	278
DIV. I NON-CONF.		6-13-0	.31579	244	0-1-0		300	293	287		.38357	285
TOTALS		RPI 1-25	RPI 26-50		W-L RECORDS		RPI 51-100		RPI 101-150		RPI 150+	
20-31-0		0-0-0	0-0-0		OVERALL		0-0-0		0-0-0		20-31-0	
10-8-0		0-0-0	0-0-0		HOME		0-0-0		0-0-0		10-8-0	
9-23-0		0-0-0	0-0-0		AWAY		0-0-0		0-0-0		9-23-0	
1-0-0		0-0-0	0-0-0		NEUTRAL		0-0-0		0-0-0		1-0-0	
6-13-0		0-0-0	0-0-0		NON-CONFERENCE		0-0-0		0-0-0		6-13-0	
1-1-0		0-0-0	0-0-0		HOME		0-0-0		0-0-0		1-1-0	
4-12-0		0-0-0	0-0-		AWAY		0-0-0		0-0-0		4-12-0	
1-0-0		0-0-0	0-0-0		NEUTRAL		0-0-0		0-0-0		1-0-0	
14-18-0		0-0-0	0-0-0		CONFERENCE		0-0-0		0-0-0		14-18-0	
9-7-0		0-0-0	0-0-0		HOME		0-0-0		0-0-0		9-7-0	
5-11-0		0-0-0	0-0-0		AWAY		0-0-0		0-0-0		5-11-0	
0-0-0		0-0-0	0-0-0		NEUTRAL		0-0-0		0-0-0		0-0-0	
RPI S	Opponent	Score	RPI S	Opponent	Score	RPI S	Opponent	Score	RPI S	Opponent	Score	
									164 A	Penn St.	2 1	
									181 A	Georgetown	7 8	
									184 H	Bryant	0 6	
									184 H	Bryant	8 4	
									184 H	Bryant	3 5	
									184 H	Bryant	8 2	
									188 A	Sacred Heart	4 14	
									188 A	Sacred Heart	0 12	
									188 A	Sacred Heart	2 5	
									188 A	Sacred Heart	2 3	
									195 H	Central Conn. St.	14 13	
									195 H	Central Conn. St.	4 8	
									195 H	Central Conn. St.	7 27	
									195 H	Central Conn. St.	12 6	
									197 A	Towson	3 12	
									213 A	Davidson	2 4	
									213 A	Davidson	7 29	
									221 A	Old Dominion	8 9	
									221 A	Old Dominion	5 6	
									227 A	Penn	1 6	
									227 A	Penn	0 8	
									227 A	Penn	2 4	
									227 A	Penn	1 2	
									238 H	Wagner	4 3	
									238 H	Wagner	4 5	
									238 H	Wagner	12 2	
									238 H	Wagner	14 4	
LAST 15 GAMES												
						283 A	Fairleigh Dickinson	12 9	195 H	Central Conn. St.	12 6	
						283 A	Fairleigh Dickinson	1 2	277 H	Long Island	4 5	
						283 A	Fairleigh Dickinson	8 12	277 H	Long Island	5 4	
						283 A	Fairleigh Dickinson	5 6				
						195 H	Central Conn. St.	14 13				

Non-Div. I Games:

Mt. St. Mary's

195 H Central Conn. St.	4	8
195 H Central Conn. St.	7	27

RPI	S	Opponent	Score
241	A	Monmouth	7 8
241	A	Monmouth	0 4
241	A	Monmouth	4 6
241	A	Monmouth	8 5
256	N	Presbyterian	6 5
261	A	Navy	6 3
270	H	St. Peter's	1 9
277	H	Long Island	4 0
277	H	Long Island	3 16
277	H	Long Island	5 4
277	H	Long Island	4 5
281	A	Quinnipiac	1 9
281	A	Quinnipiac	5 2
281	A	Quinnipiac	18 0
281	A	Quinnipiac	8 3
283	A	Fairleigh Dickinson	12 9
283	A	Fairleigh Dickinson	1 2
283	A	Fairleigh Dickinson	8 12
283	A	Fairleigh Dickinson	5 6
285	A	Norfolk St.	1 2
285	A	Norfolk St.	5 4
285	A	Norfolk St.	7 5
292	A	UMBC	7 13
297	H	Md.-East. Shore	11 9

Mt. St. Mary's

M  
t  
.  
S  
t  
.  
M  
a  
r  
y  
.  
s

M  
t  
.  
S  
t  
.  
M  
a  
r  
y  
.  
s

Average RPI Win: 178		WON-LOST	WINNING	LAST 15	STRENGTH OF		OPP. STRENGTH	TEAM	ADJ	CONF.	ADJ CONF.
Average RPI Loss: 135		RECORD	PCT. RANK	GAMES	SCHEDULE		OF SCHEDULE	RPI	RPI	RPI	RPI
DIV. I ONLY		25-28-1	.47222	177	7-7-1		149	186	169	.49318	163
DIV. I NON-CONF.		10-18-0	.35714	228	0-2-0		142	145	206	.46884	200
TOTALS		RPI 1-25	RPI 26-50		W-L RECORDS		RPI 51-100		RPI 101-150		RPI 150+
25-28-1	0-0-0	1-4-0		OVERALL		2-7-0		1-3-0		21-14-1	
11-9-1	0-0-0	0-1-0		HOME		0-2-0		0-0-0		11-6-1	
11-16-0	0-0-0	1-2-0		AWAY		2-5-0		1-3-0		7-6-0	
3-3-0	0-0-0	0-1-0		NEUTRAL		0-0-0		0-0-0		3-2-0	
10-18-0	0-0-0	1-4-0		NON-CONFERENCE		0-6-0		0-1-0		9-7-0	
4-7-0	0-0-0	0-1-0		HOME		0-2-0		0-0-0		4-4-0	
6-10-0	0-0-0	1-0-		AWAY		0-4-0		0-1-0		5-3-0	
0-1-0	0-0-0	0-1-0		NEUTRAL		0-0-0		0-0-0		0-0-0	
15-10-1	0-0-0	0-0-0		CONFERENCE		2-1-0		1-2-0		12-7-1	
7-2-1	0-0-0	0-0-0		HOME		0-0-0		0-0-0		7-2-1	
5-6-0	0-0-0	0-0-0		AWAY		2-1-0		1-2-0		2-3-0	
3-2-0	0-0-0	0-0-0		NEUTRAL		0-0-0		0-0-0		3-2-0	
RPI S	Opponent	Score	RPI S	Opponent	Score	RPI S	Opponent	Score	RPI S	Opponent	Score
			27 A	Mississippi	10 11	63 A	Northwestern St.	0 11	104 A	Memphis	1 10
			33 A	Kentucky	7 5	63 A	Northwestern St.	2 3	129 A	Austin Peay	9 6
			33 N	Kentucky	3 6	63 A	Northwestern St.	3 13	129 A	Austin Peay	8 14
			40 A	Western Ky.	2 12	86 A	Jacksonville St.	3 7	129 A	Austin Peay	8 11
			40 H	Western Ky.	5 14	86 A	Jacksonville St.	9 6	160 H	South Dakota St.	4 3
						86 A	Jacksonville St.	9 3	160 H	South Dakota St.	3 8
						92 A	Evansville	5 14	160 H	South Dakota St.	4 9
						92 H	Evansville	17 20	169 A	Southern Ill.	7 8
						95 H	Arkansas St.	8 17	169 H	Southern Ill.	8 3
									171 A	Belmont	6 5
									171 H	Belmont	6 8
									172 H	Eastern Ky.	18 5
									172 H	Eastern Ky.	9 6
									172 H	Eastern Ky.	8 1
									172 N	Eastern Ky.	3 4
									172 N	Eastern Ky.	10 2
									174 A	Tennessee Tech	1 11
									174 A	Tennessee Tech	3 8
									174 A	Tennessee Tech	8 15
									174 N	Tennessee Tech	6 15
									175 A	Southeast Mo. St.	5 3
									175 A	Southeast Mo. St.	13 9
									175 N	Southeast Mo. St.	13 9
									198 A	Lipscomb	8 3
									198 A	Lipscomb	8 7
									198 A	Lipscomb	16 6
									200 H	Morehead St.	7 5
LAST 15 GAMES											
			174 N	Tennessee Tech	6 15	174 A	Tennessee Tech	8 15	175 N	Southeast Mo. St.	13 9
			229 N	Eastern Ill.	14 4	33 N	Kentucky	3 6	198 A	Lipscomb	8 3
			172 N	Eastern Ky.	10 2	200 H	Morehead St.	4 4	198 A	Lipscomb	8 7
			175 N	Southeast Mo. St.	13 9				198 A	Lipscomb	16 6
			172 N	Eastern Ky.	3 4				200 H	Morehead St.	7 5

Non-Div. I Games: Mid-Continent 16 6 Mid-Continent 25 15 Mid-Continent 15 4

Murray St.

Murray St.

174	A	Tennessee Tech	1	11
174	A	Tennessee Tech	3	8

Through Games Of Sunday, May 30, 2010

RPI	S	Opponent	Score	
200	H	Morehead St.	4	4
206	H	St. Louis	12	2
206	H	St. Louis	7	18
206	H	St. Louis	12	7
229	H	Eastern Ill.	6	8
229	H	Eastern Ill.	4	7
229	N	Eastern Ill.	14	4
235	H	UT Martin	7	5
235	H	UT Martin	13	5
235	H	UT Martin	20	2
267	A	SIU Edwardsville	2	5
267	A	SIU Edwardsville	4	5
267	A	SIU Edwardsville	11	6

Murray St.

M  
u  
r  
r  
a  
y  
S  
t  
.

M  
u  
r  
r  
a  
y  
S  
t  
.

Average RPI Win: 276		WON-LOST	WINNING	LAST 15	STRENGTH OF		OPP. STRENGTH	TEAM	ADJ	CONF.	ADJ CONF.
Average RPI Loss: 133		RECORD	PCT. RANK	GAMES	SCHEDULE		OF SCHEDULE	RPI	RPI	RPI	RPI
DIV. I ONLY		31-26-0	.54386	114	274		282	232	.4513	236	31
DIV. I NON-CONF.		13-21-0	.38235	214	241		272	248	.43218	254	31
TOTALS		RPI 1-25	RPI 26-50		W-L RECORDS		RPI 51-100		RPI 101-150		RPI 150+
31-26-0	0-0-0	0-3-0		OVERALL		0-13-0		2-0-0		29-10-0	
15-9-0	0-0-0	0-0-0		HOME		0-3-0		1-0-0		14-6-0	
12-15-0	0-0-0	0-3-0		AWAY		0-10-0		1-0-0		11-2-0	
4-2-0	0-0-0	0-0-0		NEUTRAL		0-0-0		0-0-0		4-2-0	
13-21-0	0-0-0	0-3-0		NON-CONFERENCE		0-8-0		2-0-0		11-10-0	
6-9-0	0-0-0	0-0-0		HOME		0-3-0		1-0-0		5-6-0	
6-10-0	0-0-0	0-0-		AWAY		0-5-0		1-0-0		5-2-0	
1-2-0	0-0-0	0-0-0		NEUTRAL		0-0-0		0-0-0		1-2-0	
18-5-0	0-0-0	0-0-0		CONFERENCE		0-5-0		0-0-0		18-0-0	
9-0-0	0-0-0	0-0-0		HOME		0-0-0		0-0-0		9-0-0	
6-5-0	0-0-0	0-0-0		AWAY		0-5-0		0-0-0		6-0-0	
3-0-0	0-0-0	0-0-0		NEUTRAL		0-0-0		0-0-0		3-0-0	
RPI S	Opponent	Score		RPI S	Opponent	Score		RPI S	Opponent	Score	
34 A	Virginia Tech	1	5	54 A	Appalachian St.	4	15	102 A	High Point	13	8
41 A	Elon	0	14	54 A	Appalachian St.	2	3	102 H	High Point	15	3
47 A	North Carolina St.	10	14	79 A	East Carolina	6	15	172 H	Eastern Ky.	1	4
				81 A	Duke	1	2	180 A	Gardner-Webb	8	12
				81 H	Duke	7	14	180 H	Gardner-Webb	1	5
				82 H	Charlotte	4	15	197 N	Towson	1	8
				84 A	Radford	5	9	224 N	UNC Greensboro	5	12
				84 H	Radford	2	9	226 A	Campbell	5	14
				99 A	Bethune-Cookman	3	7	226 A	Campbell	5	3
				99 A	Bethune-Cookman	3	13	226 H	Campbell	5	15
				99 A	Bethune-Cookman	4	7	247 N	Ohio	6	2
				99 A	Bethune-Cookman	3	13	258 H	Princeton	3	5
				99 A	Bethune-Cookman	7	11	285 H	Norfolk St.	3	2
								285 H	Norfolk St.	8	4
								285 H	Norfolk St.	8	4
								285 N	Norfolk St.	7	2
								285 N	Norfolk St.	8	7
								289 H	NJIT	1	6
								289 H	NJIT	12	13
								289 H	NJIT	8	4
								291 A	Savannah St.	8	6
								291 A	Savannah St.	8	5
								291 A	Savannah St.	11	3
								291 H	Savannah St.	18	3
								291 H	Savannah St.	16	8
								291 H	Savannah St.	13	6
								293 H	Delaware St.	8	2
LAST 15 GAMES				291 A	Savannah St.	8	6				
99 A	Bethune-Cookman	4	7	81 H	Duke	7	14				
285 N	Norfolk St.	8	7	294 A	Coppin St.	7	4				
99 A	Bethune-Cookman	3	7								
285 N	Norfolk St.	7	2								
294 N	Coppin St.	5	3								

Non-Div. I Games:

N.C. A&amp;T



291	A	Savannah St.	8	5
291	A	Savannah St.	11	3

RPI	S	Opponent	Score	
293	H	Delaware St.	11	5
293	H	Delaware St.	17	2
294	A	Coppin St.	14	10
294	A	Coppin St.	7	4
294	A	Coppin St.	23	2
294	N	Coppin St.	5	3
296	H	Florida A&M	25	7
296	H	Florida A&M	13	4
296	H	Florida A&M	13	4
297	A	Md.-East. Shore	10	0
297	A	Md.-East. Shore	8	0
297	A	Md.-East. Shore	5	2
300	A	N.C. Central	27	6
300	H	N.C. Central	28	2

N  
.  
C  
.  
A  
&  
T

N  
.  
C  
.  
A  
&  
T

Average RPI Win: 291		WON-LOST	WINNING	LAST 15	STRENGTH OF		OPP. STRENGTH	TEAM	ADJ	CONF.	ADJ CONF.				
Average RPI Loss: 215		RECORD	PCT. RANK	GAMES	SCHEDULE		OF SCHEDULE	RPI	RPI	RPI	RPI				
DIV. I ONLY		3-43-0	.06522	300	2-13-0		293	290	301	.30634	300	25	26		
DIV. I NON-CONF.		2-37-0	.05128	296	2-13-0		297	290	301	.3073	301	24	25		
<hr/>															
TOTALS		RPI 1-25		RPI 26-50		W-L RECORDS		RPI 51-100		RPI 101-150		RPI 150+			
3-43-0		0-0-0		0-3-0		OVERALL		0-5-0		0-0-0		3-35-0			
1-16-0		0-0-0		0-1-0		HOME		0-1-0		0-0-0		1-14-0			
2-27-0		0-0-0		0-2-0		AWAY		0-4-0		0-0-0		2-21-0			
0-0-0		0-0-0		0-0-0		NEUTRAL		0-0-0		0-0-0		0-0-0			
<hr/>															
2-37-0		0-0-0		0-3-0		NON-CONFERENCE		0-5-0		0-0-0		2-29-0			
0-14-0		0-0-0		0-1-0		HOME		0-1-0		0-0-0		0-12-0			
2-23-0		0-0-0		0-0-		AWAY		0-4-0		0-0-0		2-17-0			
0-0-0		0-0-0		0-0-0		NEUTRAL		0-0-0		0-0-0		0-0-0			
<hr/>															
1-6-0		0-0-0		0-0-0		CONFERENCE		0-0-0		0-0-0		1-6-0			
1-2-0		0-0-0		0-0-0		HOME		0-0-0		0-0-0		1-2-0			
0-4-0		0-0-0		0-0-0		AWAY		0-0-0		0-0-0		0-4-0			
0-0-0		0-0-0		0-0-0		NEUTRAL		0-0-0		0-0-0		0-0-0			
<hr/>															
RPI	S	Opponent	Score	RPI	S	Opponent	Score	RPI	S	Opponent	Score	RPI	S	Opponent	Score
				34	A	Virginia Tech	0 13	79	A	East Carolina	4 30	165	A	Georgia St.	0 14
				47	A	North Carolina St.	0 11	79	A	East Carolina	2 15	165	A	Georgia St.	5 33
				47	H	North Carolina St.	6 24	79	A	East Carolina	1 20	165	A	Georgia St.	2 24
								81	H	Duke	2 11	165	A	Georgia St.	3 32
								82	A	Charlotte	1 13	166	A	Longwood	6 15
												213	A	Davidson	7 17
												213	A	Davidson	2 9
												213	H	Davidson	2 16
												213	H	Davidson	4 14
												222	A	UNC Asheville	4 5
												226	A	Campbell	4 27
												226	A	Campbell	2 16
												226	H	Campbell	1 10
												226	H	Campbell	8 13
												236	A	N.C. A&T	2 28
												236	H	N.C. A&T	6 27
												256	H	Presbyterian	1 18
												256	H	Presbyterian	3 10
												261	H	Navy	2 9
												285	A	Norfolk St.	4 11
												285	A	Norfolk St.	5 4
												285	H	Norfolk St.	2 14
												285	H	Norfolk St.	6 18
												286	H	Iona	2 4
												291	A	Savannah St.	6 11
												291	A	Savannah St.	2 10
												291	A	Savannah St.	1 11
<hr/>															
				LAST 15 GAMES											
				297	A	Md.-East. Shore	8 5	226	A	Campbell	2 16	285	H	Norfolk St.	6 18
				297	A	Md.-East. Shore	5 10	285	A	Norfolk St.	5 4	286	H	Iona	2 4
				297	A	Md.-East. Shore	15 19	285	A	Norfolk St.	4 11	291	A	Savannah St.	6 11
				297	A	Md.-East. Shore	2 12					291	A	Savannah St.	2 10
				226	H	Campbell	1 10					291	A	Savannah St.	1 11

Non-Div. I Games: Virginia St. 15 20

N.C. Central

226	H	Campbell	8	13
226	A	Campbell	4	27

RPI	S	Opponent	Score	
291	H	Savannah St.	8	14
291	H	Savannah St.	7	6
291	H	Savannah St.	3	17
293	H	Delaware St.	2	26
294	A	Coppin St.	0	1
294	A	Coppin St.	5	11
294	A	Coppin St.	5	6
297	A	Md.-East. Shore	8	5
297	A	Md.-East. Shore	2	12
297	A	Md.-East. Shore	15	19
297	A	Md.-East. Shore	5	10

Average RPI Win: 266		WON-LOST	WINNING	LAST 15	STRENGTH OF	OPP. STRENGTH	TEAM	ADJ	CONF.	ADJ CONF.		
Average RPI Loss: 223		RECORD	PCT. RANK	GAMES	SCHEDULE	OF SCHEDULE	RPI	RPI	RPI	RPI		
DIV. I ONLY		13-44-0	.22807	289	2-13-0	278	289	291	.37399	289	30	30
DIV. I NON-CONF.		4-23-0	.14815	284	0-0-0	265	287	297	.36434	292	30	30
<hr/>												
TOTALS		RPI 1-25		RPI 26-50		W-L RECORDS		RPI 51-100		RPI 101-150		RPI 150+
13-44-0		0-0-0		0-0-0		OVERALL		0-1-0		0-1-0		13-42-0
3-14-0		0-0-0		0-0-0		HOME		0-0-0		0-0-0		3-14-0
9-24-0		0-0-0		0-0-0		AWAY		0-1-0		0-1-0		9-22-0
1-6-0		0-0-0		0-0-0		NEUTRAL		0-0-0		0-0-0		1-6-0
4-23-0		0-0-0		0-0-0		NON-CONFERENCE		0-1-0		0-1-0		4-21-0
0-5-0		0-0-0		0-0-0		HOME		0-0-0		0-0-0		0-5-0
3-14-0		0-0-0		0-0-		AWAY		0-1-0		0-1-0		3-12-0
1-4-0		0-0-0		0-0-0		NEUTRAL		0-0-0		0-0-0		1-4-0
9-21-0		0-0-0		0-0-0		CONFERENCE		0-0-0		0-0-0		9-21-0
3-9-0		0-0-0		0-0-0		HOME		0-0-0		0-0-0		3-9-0
6-10-0		0-0-0		0-0-0		AWAY		0-0-0		0-0-0		6-10-0
0-2-0		0-0-0		0-0-0		NEUTRAL		0-0-0		0-0-0		0-2-0
RPI	S	Opponent	Score	RPI	S	Opponent	Score	RPI	S	Opponent	Score	

Non-Div. I Games:

NJIT

269 H North Dakota	4	2
269 H North Dakota	1	10

RPI	S	Opponent	Score	
242	N	Dayton	1	16
243	A	Houston Baptist	7	5
243	A	Houston Baptist	3	14
243	A	Houston Baptist	6	7
243	A	Houston Baptist	5	14
253	A	Lafayette	3	2
257	A	NYIT	11	14
257	A	NYIT	10	4
257	A	NYIT	2	7
257	H	NYIT	6	15
257	N	NYIT	4	14
268	A	Tex.-Pan American	1	14
268	H	Tex.-Pan American	7	8
268	H	Tex.-Pan American	0	10
268	H	Tex.-Pan American	10	9
269	H	North Dakota	1	10
269	H	North Dakota	2	8
269	H	North Dakota	8	7
269	H	North Dakota	4	2
270	A	St. Peter's	5	11
275	N	North Dakota St.	7	8
277	N	Long Island	1	2
279	A	Butler	3	9
283	H	Fairleigh Dickinson	2	14
292	N	UMBC	3	4
298	A	Chicago St.	9	7
298	A	Chicago St.	8	5

RPI	S	Opponent	Score	
298	A	Chicago St.	9	6
298	A	Chicago St.	14	0

NJIT

N  
J  
I  
T

N  
J  
I  
T

Average RPI Win: 246		WON-LOST	WINNING	LAST 15	STRENGTH OF	OPP. STRENGTH	TEAM	ADJ	CONF.	ADJ CONF.		
Average RPI Loss: 204		RECORD	PCT. RANK	GAMES	SCHEDULE	OF SCHEDULE	RPI	RPI	RPI	RPI		
DIV. I ONLY		26-29-2	.47368	173	5-10-0	285	276	258	.43409	257	30	30
DIV. I NON-CONF.		9-15-2	.38462	211	0-2-0	249	259	251	.435	252	30	30
<hr/>												
TOTALS		RPI 1-25	RPI 26-50		W-L RECORDS		RPI 51-100		RPI 101-150		RPI 150+	
26-29-2	0-0-0		0-0-0		OVERALL		1-4-0		0-0-0		25-25-2	
14-11-2	0-0-0		0-0-0		HOME		0-0-0		0-0-0		14-11-2	
10-18-0	0-0-0		0-0-0		AWAY		1-4-0		0-0-0		9-14-0	
2-0-0	0-0-0		0-0-0		NEUTRAL		0-0-0		0-0-0		2-0-0	
<hr/>												
9-15-2	0-0-0		0-0-0		NON-CONFERENCE		1-4-0		0-0-0		8-11-2	
5-5-2	0-0-0		0-0-0		HOME		0-0-0		0-0-0		5-5-2	
4-10-0	0-0-0		0-0-		AWAY		1-4-0		0-0-0		3-6-0	
0-0-0	0-0-0		0-0-0		NEUTRAL		0-0-0		0-0-0		0-0-0	
<hr/>												
17-14-0	0-0-0		0-0-0		CONFERENCE		0-0-0		0-0-0		17-14-0	
9-6-0	0-0-0		0-0-0		HOME		0-0-0		0-0-0		9-6-0	
6-8-0	0-0-0		0-0-0		AWAY		0-0-0		0-0-0		6-8-0	
2-0-0	0-0-0		0-0-0		NEUTRAL		0-0-0		0-0-0		2-0-0	
<hr/>												
RPI S	Opponent	Score	RPI S	Opponent	Score	RPI S	Opponent	Score	RPI S	Opponent	Score	
						55 A	Western Caro.	4 3	156 H	Army	8 7	
						55 A	Western Caro.	4 12	161 H	Utah Valley	3 14	
						55 A	Western Caro.	8 11	161 H	Utah Valley	7 0	
						58 A	St. John's (NY)	3 4	161 H	Utah Valley	6 21	
						88 A	Manhattan	7 13	161 H	Utah Valley	3 9	
									167 H	Seton Hall	12 12	
									178 A	Siena	6 4	
									178 H	Siena	8 9	
									178 H	Siena	4 13	
									178 H	Siena	14 21	
									202 A	Northern Colo.	6 13	
									202 A	Northern Colo.	1 11	
									202 A	Northern Colo.	6 5	
									202 A	Northern Colo.	4 19	
									202 N	Northern Colo.	11 1	
									215 A	Hofstra	12 10	
									215 A	Hofstra	11 22	
									215 H	Hofstra	12 12	
									234 A	Fordham	5 7	
									234 A	Fordham	0 1	
									234 A	Fordham	2 5	
									234 H	Fordham	9 8	
									238 A	Wagner	2 6	
						202 A	Northern Colo.	6 13	243 H	Houston Baptist	3 18	
						289 N	NJIT	4 19	243 H	Houston Baptist	9 3	
						268 A	Tex.-Pan American	4 6	243 H	Houston Baptist	4 9	
						268 A	Tex.-Pan American	2 14	243 H	Houston Baptist	4 2	
						268 A	Tex.-Pan American	0 9				

Non-Div. I Games:

NYIT

268	A	Tex.-Pan American	5	3
268	A	Tex.-Pan American	15	9

RPI	S	Opponent	Score	
244	A	Yale	0	4
244	A	Yale	3	2
244	H	Yale	10	13
268	A	Tex.-Pan American	4	6
268	A	Tex.-Pan American	15	9
268	A	Tex.-Pan American	5	3
268	A	Tex.-Pan American	0	9
268	A	Tex.-Pan American	2	14
269	A	North Dakota	11	6
269	A	North Dakota	11	5
269	A	North Dakota	19	20
269	A	North Dakota	3	7
277	H	Long Island	9	6
280	H	Albany (NY)	2	1
280	H	Albany (NY)	5	2
286	H	Iona	3	10
289	A	NJIT	15	6
289	H	NJIT	7	2
289	H	NJIT	14	11
289	H	NJIT	4	10
289	N	NJIT	14	4
298	H	Chicago St.	6	2
298	H	Chicago St.	14	8
298	H	Chicago St.	20	3
298	H	Chicago St.	4	2

N  
Y  
I  
T

N  
Y  
I  
T



Average RPI Win: 254		WON-LOST RECORD	WINNING PCT. RANK	LAST 15 GAMES	STRENGTH OF SCHEDULE	OPP. STRENGTH OF SCHEDULE	TEAM RPI	ADJ RPI	CONF. RPI	ADJ CONF. RPI		
Average RPI Loss: 222												
DIV. I ONLY		30-21-0	.58824	86	8-7-0	301	262	256	.42971	261	23	23
DIV. I NON-CONF.		23-8-0	.74194	36	4-0-0	301	286	237	.436	250	26	26
<hr/>												
TOTALS		RPI 1-25		RPI 26-50		W-L RECORDS		RPI 51-100		RPI 101-150		RPI 150+
30-21-0		0-0-0		0-0-0		OVERALL		0-0-0		0-0-0		30-21-0
20-12-0		0-0-0		0-0-0		HOME		0-0-0		0-0-0		20-12-0
6-8-0		0-0-0		0-0-0		AWAY		0-0-0		0-0-0		6-8-0
4-1-0		0-0-0		0-0-0		NEUTRAL		0-0-0		0-0-0		4-1-0
23-8-0		0-0-0		0-0-0		NON-CONFERENCE		0-0-0		0-0-0		23-8-0
15-5-0		0-0-0		0-0-0		HOME		0-0-0		0-0-0		15-5-0
4-2-0		0-0-0		0-0-		AWAY		0-0-0		0-0-0		4-2-0
4-1-0		0-0-0		0-0-0		NEUTRAL		0-0-0		0-0-0		4-1-0
7-13-0		0-0-0		0-0-0		CONFERENCE		0-0-0		0-0-0		7-13-0
5-7-0		0-0-0		0-0-0		HOME		0-0-0		0-0-0		5-7-0
2-6-0		0-0-0		0-0-0		AWAY		0-0-0		0-0-0		2-6-0
0-0-0		0-0-0		0-0-0		NEUTRAL		0-0-0		0-0-0		0-0-0
RPI	S	Opponent	Score	RPI	S	Opponent	Score	RPI	S	Opponent	Score	
										156 H Army	6	8
										156 H Army	4	2
										156 H Army	3	11
										156 H Army	2	5
										168 A Maryland	1	5
										181 A Georgetown	2	5
										195 H Central Conn. St.	5	4
										195 H Central Conn. St.	14	8
										195 H Central Conn. St.	12	9
										197 H Towson	11	4
										212 A Bucknell	0	1
										212 A Bucknell	4	7
										212 A Bucknell	11	8
										212 A Bucknell	4	5
										218 H Holy Cross	1	6
										218 H Holy Cross	9	0
										218 H Holy Cross	3	8
										218 H Holy Cross	4	3
										219 H Lehigh	2	5
										219 H Lehigh	9	7
										219 H Lehigh	7	0
										219 H Lehigh	2	4
										237 H George Washington	9	6
										241 H Monmouth	1	3
										249 N Air Force	4	12
										249 N Air Force	17	5
										249 N Air Force	10	9
				LAST 15 GAMES								
				293 H		Delaware St.	3 0	218 H		Holy Cross	1 6	
				293 A		Delaware St.	4 3	218 H		Holy Cross	3 8	
				253 A		Lafayette	20 5	218 H		Holy Cross	9 0	
				253 A		Lafayette	6 7					
				253 A		Lafayette	8 10					

Non-Div. I Games:

Navy

253	A	Lafayette	5	7
294	A	Coppin St.	12	7

RPI	S	Opponent	Score	
253	A	Lafayette	5	7
253	A	Lafayette	8	10
253	A	Lafayette	20	5
253	A	Lafayette	6	7
258	H	Princeton	10	4
258	H	Princeton	5	3
258	H	Princeton	2	6
258	H	Princeton	3	4
278	H	Mt. St. Mary's	3	6
286	H	Iona	6	2
286	H	Iona	5	2
286	H	Iona	8	5
286	N	Iona	7	2
292	H	UMBC	4	3
292	H	UMBC	1	2
292	H	UMBC	1	0
293	A	Delaware St.	4	3
293	H	Delaware St.	3	0
293	N	Delaware St.	13	3
294	A	Coppin St.	12	7
294	H	Coppin St.	13	5
297	A	Md.-East. Shore	11	3
297	H	Md.-East. Shore	12	10
300	A	N.C. Central	9	2

Navy

N  
a  
v  
y

N  
a  
v  
y

Average RPI Win: 129		WON-LOST	WINNING	LAST 15	STRENGTH OF		OPP. STRENGTH	TEAM	ADJ		CONF.	ADJ CONF.
Average RPI Loss: 56		RECORD	PCT. RANK	GAMES	SCHEDULE		OF SCHEDULE	RPI	RPI		RPI	RPI
DIV. I ONLY		26-27-0	.49057	165	8-7-0		16	66	62		.54592	64
DIV. I NON-CONF.		16-10-0	.61538	86	4-1-0		29	224	48		.55557	51
TOTALS		RPI 1-25	RPI 26-50		W-L RECORDS		RPI 51-100		RPI 101-150		RPI 150+	
26-27-0		3-9-0	3-5-0		OVERALL		7-10-0		0-1-0		13-2-0	
18-7-0		2-4-0	0-0-0		HOME		5-2-0		0-0-0		11-1-0	
6-20-0		1-5-0	2-5-0		AWAY		2-8-0		0-1-0		1-1-0	
2-0-0		0-0-0	1-0-0		NEUTRAL		0-0-0		0-0-0		1-0-0	
16-10-0		0-3-0	1-1-0		NON-CONFERENCE		2-3-0		0-1-0		13-2-0	
12-1-0		0-0-0	0-0-0		HOME		1-0-0		0-0-0		11-1-0	
2-9-0		0-3-0	0-0-		AWAY		1-3-0		0-1-0		1-1-0	
2-0-0		0-0-0	1-0-0		NEUTRAL		0-0-0		0-0-0		1-0-0	
10-17-0		3-6-0	2-4-0		CONFERENCE		5-7-0		0-0-0		0-0-0	
6-6-0		2-4-0	0-0-0		HOME		4-2-0		0-0-0		0-0-0	
4-11-0		1-2-0	2-4-0		AWAY		1-5-0		0-0-0		0-0-0	
0-0-0		0-0-0	0-0-0		NEUTRAL		0-0-0		0-0-0		0-0-0	
RPI S	Opponent	Score	RPI S	Opponent	Score	RPI S	Opponent	Score	RPI S	Opponent	Score	
5 A	Texas	3 13	30 A	Rice	3 4	56 H	Wichita St.	14 0	109 A	Iowa	2 5	
5 A	Texas	5 3	35 A	Baylor	6 7	59 H	Kansas	1 6	160 H	South Dakota St.	12 6	
5 A	Texas	5 6	35 A	Baylor	6 2	59 H	Kansas	4 7	175 H	Southeast Mo. St.	20 6	
6 A	UCLA	3 5	35 A	Baylor	1 4	59 H	Kansas	11 7	175 H	Southeast Mo. St.	6 2	
6 A	UCLA	4 5	39 A	Kansas St.	3 8	60 H	Texas Tech	8 6	175 H	Southeast Mo. St.	10 3	
6 A	UCLA	1 13	39 A	Kansas St.	5 3	60 H	Texas Tech	8 7	179 A	Creighton	21 5	
18 H	Oklahoma	2 10	39 A	Kansas St.	5 13	60 H	Texas Tech	9 3	179 A	Creighton	5 8	
18 H	Oklahoma	1 4	41 N	Elon	5 3	74 A	Missouri	0 2	179 H	Creighton	5 13	
18 H	Oklahoma	10 0				74 A	Missouri	5 6	202 H	Northern Colo.	15 2	
20 H	Texas A&M	5 10				74 A	Missouri	7 12	202 H	Northern Colo.	15 5	
20 H	Texas A&M	1 6				77 A	Fresno St.	5 7	203 N	A&M-Corpus Christi	21 9	
20 H	Texas A&M	1 0				77 A	Fresno St.	2 8	243 H	Houston Baptist	13 4	
						77 A	Fresno St.	9 10	243 H	Houston Baptist	8 0	
						77 A	Fresno St.	4 1	243 H	Houston Baptist	10 2	
						97 A	Oklahoma St.	2 8	269 H	North Dakota	11 10	
						97 A	Oklahoma St.	9 11	269 H	North Dakota	10 4	
						97 A	Oklahoma St.	9 2				
LAST 15 GAMES												
			60 H	Texas Tech	8 7	175 H	Southeast Mo. St.	10 3				
			60 H	Texas Tech	8 6	175 H	Southeast Mo. St.	20 6				
			60 H	Texas Tech	9 3	175 H	Southeast Mo. St.	6 2				
			179 A	Creighton	21 5							
			74 A	Missouri	5 6							

Non-Div. I Games: Neb.-Kearney 8 1

Nebraska

74 A Missouri	7	12
74 A Missouri	0	2

N  
e  
b  
r  
a  
s  
k  
a

N  
e  
b  
r  
a  
s  
k  
a

Nevada

157 H Louisiana Tech	18	1
157 H Louisiana Tech	8	14

RPI	S	Opponent	Score	
210	A	St. Mary's (CA)	3	1
210	H	St. Mary's (CA)	8	5
214	H	Central Ark.	13	6
214	H	Central Ark.	17	10
214	H	Central Ark.	4	6
223	A	Sacramento St.	11	0
223	A	Sacramento St.	4	2
223	A	Sacramento St.	4	6
223	A	Sacramento St.	7	6
252	A	Seattle	11	5
252	A	Seattle	22	0
252	A	Seattle	4	1
252	H	Seattle	5	4
252	H	Seattle	17	3
252	H	Seattle	12	10

Nevada

N  
e  
v  
a  
d  
a

N  
e  
v  
a  
d  
a

[illegible]

**Non-Div. I Games:**

New Mexico

110	N	BYU	7	6
150	N	UNLV	3	6

RPI	S	Opponent	Score	
202	H	Northern Colo.	13	5
202	H	Northern Colo.	5	6
249	A	Air Force	14	2
249	A	Air Force	6	0
293	H	Delaware St.	16	5
293	H	Delaware St.	19	2
293	H	Delaware St.	10	2
294	H	Coppin St.	8	6
294	H	Coppin St.	13	3
294	H	Coppin St.	29	3

New Mexico

N  
e  
w  
M  
e  
x  
i  
c  
o

N  
e  
w  
M  
e  
x  
i  
c  
o



Average RPI Win: 189		WON-LOST	WINNING	LAST 15	STRENGTH OF		OPP. STRENGTH	TEAM	ADJ		CONF.	ADJ CONF.			
Average RPI Loss: 113		RECORD	PCT. RANK	GAMES	SCHEDULE		OF SCHEDULE	RPI	RPI		RPI	RPI			
DIV. I ONLY		34-23-1	.59483	82	4-11-0		194	165	118	.51123	128	15	14		
DIV. I NON-CONF.		20-12-0	.625	76	0-2-0		232	176	123	.50916	130	15	15		
TOTALS		RPI 1-25	RPI 26-50		W-L RECORDS		RPI 51-100		RPI 101-150		RPI 150+				
34-23-1		0-0-0	2-2-0		OVERALL		2-12-0		2-2-1		28-7-0				
18-10-1		0-0-0	1-1-0		HOME		0-4-0		2-1-1		15-4-0				
15-8-0		0-0-0	1-1-0		AWAY		1-5-0		0-0-0		13-2-0				
1-5-0		0-0-0	0-0-0		NEUTRAL		1-3-0		0-1-0		0-1-0				
20-12-0		0-0-0	2-2-0		NON-CONFERENCE		1-4-0		0-0-0		17-6-0				
12-5-0		0-0-0	1-1-0		HOME		0-0-0		0-0-0		11-4-0				
7-4-0		0-0-0	1-0-		AWAY		0-2-0		0-0-0		6-1-0				
1-3-0		0-0-0	0-0-0		NEUTRAL		1-2-0		0-0-0		0-1-0				
14-11-1		0-0-0	0-0-0		CONFERENCE		1-8-0		2-2-1		11-1-0				
6-5-1		0-0-0	0-0-0		HOME		0-4-0		2-1-1		4-0-0				
8-4-0		0-0-0	0-0-0		AWAY		1-3-0		0-0-0		7-1-0				
0-2-0		0-0-0	0-0-0		NEUTRAL		0-1-0		0-1-0		0-0-0				
RPI	S	Opponent	Score	RPI	S	Opponent	Score	RPI	S	Opponent	Score	RPI	S	Opponent	Score
46	A	New Mexico	14 10	60	N	Texas Tech	6 2	118	H	Nevada	2 17	118	H	Nevada	17 7
46	A	New Mexico	4 13	65	A	Southern California	3 5	118	H	Nevada	11 7	118	H	Nevada	10 10
46	H	New Mexico	6 9	65	A	Southern California	8 9	118	H	Nevada	4 5	157	H	Louisiana Tech	22 8
46	H	New Mexico	17 8	68	N	Washington	2 4	118	H	Nevada	10 6	157	H	Louisiana Tech	16 13
				74	N	Missouri	1 2	118	N	Nevada	11 10	157	H	Louisiana Tech	12 7
				76	A	Hawaii	10 7	157	H	Louisiana Tech	12 5	159	A	UC Santa Barbara	9 10
				76	A	Hawaii	10 11	157	H	Louisiana Tech	24 30	159	A	UC Santa Barbara	2 13
				76	A	Hawaii	3 7	157	H	Louisiana Tech	12 11	165	H	Georgia St.	3 9
				76	A	Hawaii	1 2	157	H	Louisiana Tech	5 3	165	H	Georgia St.	14 6
				76	N	Hawaii	7 13	159	A	UC Santa Barbara	9 4	165	H	Georgia St.	6 11
				77	H	Fresno St.	4 12	159	A	UC Santa Barbara	6 4	190	N	Gonzaga	20 7
				77	H	Fresno St.	10 16	159	A	UC Santa Barbara	6 5	207	A	San Jose St.	22 15
				77	H	Fresno St.	11 21	165	H	Georgia St.	4 2	207	A	San Jose St.	9 3
				77	H	Fresno St.	6 8	165	H	Georgia St.	3 0	207	A	San Jose St.	
								165	H	Georgia St.		217	H	Wofford	
								165	H	Georgia St.		217	H	Wofford	
								190	N	Gonzaga		217	H	Wofford	
								207	A	San Jose St.		217	H	Wofford	
								207	A	San Jose St.		217	H	Wofford	
								207	A	San Jose St.		223	A	Sacramento St.	
								207	A	San Jose St.		223	A	Sacramento St.	
								217	H	Wofford		223	A	Sacramento St.	
								217	H	Wofford					
								217	H	Wofford					
								217	H	Wofford					
								223	A	Sacramento St.					
								223	A	Sacramento St.					
								223	A	Sacramento St.					
LAST 15 GAMES				76	A	Hawaii	10 11	77	H	Fresno St.	6 8	77	H	Fresno St.	4 12
118	N	Nevada	4 5	76	N	Hawaii	7 13	77	H	Fresno St.		223	A	Sacramento St.	
76	N	Hawaii	7 13	65	A	Southern California	3 5	65	A	Southern California	8 9	76	A	Hawaii	10 7
65	A	Southern California	3 5	65	A	Southern California	8 9	76	A	Hawaii	10 7				
65	A	Southern California	8 9	76	A	Hawaii	10 7								
76	A	Hawaii	10 7												

Non-Div. I Games: Southwest (NM) 10 6 Southwest (NM) 15 5

New Mexico St.

New Mexico St.

76	A	Hawaii	1	2
76	A	Hawaii	3	7

Through Games Of Sunday, May 30, 2010

RPI	S	Opponent	Score	
223	A	Sacramento St.	11	4
243	A	Houston Baptist	13	8
243	A	Houston Baptist	9	6
243	A	Houston Baptist	20	12
243	A	Houston Baptist	9	7
245	H	Akron	17	5
245	H	Akron	10	5
245	H	Akron	8	3
245	H	Akron	11	13
251	H	St. Joseph's	15	4
251	H	St. Joseph's	12	10
251	H	St. Joseph's	33	1
251	H	St. Joseph's	16	35

New Mexico St.

New Mexico St.

New Mexico St.

Average RPI Win:		173	WON-LOST RECORD		WINNING PCT. RANK		LAST 15 GAMES		STRENGTH OF SCHEDULE		OPP. STRENGTH OF SCHEDULE		TEAM RPI		ADJ RPI		CONF. RPI		ADJ CONF. RPI				
DIV. I ONLY			13-39-0		.25 283		3-12-0		80		92		230		.45833 228		6 6						
DIV. I NON-CONF.			11-13-0		.45833 174		3-3-0		90		218		149		.50003 150		5 5						
TOTALS		RPI 1-25		RPI 26-50				W-L RECORDS				RPI 51-100				RPI 101-150				RPI 150+			
13-39-0		1-1-0		1-11-0				OVERALL				2-18-0				0-3-0				9-6-0			
8-20-0		0-0-0		1-8-0				HOME				1-10-0				0-1-0				6-1-0			
5-19-0		1-1-0		0-3-0				AWAY				1-8-0				0-2-0				3-5-0			
0-0-0		0-0-0		0-0-0				NEUTRAL				0-0-0				0-0-0				0-0-0			
11-13-0		1-1-0		0-0-0				NON-CONFERENCE				2-6-0				0-2-0				8-4-0			
7-6-0		0-0-0		0-0-0				HOME				1-4-0				0-1-0				6-1-0			
4-7-0		1-1-0		0-0-				AWAY				1-2-0				0-1-0				2-3-0			
0-0-0		0-0-0		0-0-0				NEUTRAL				0-0-0				0-0-0				0-0-0			
2-26-0		0-0-0		1-11-0				CONFERENCE				0-12-0				0-1-0				1-2-0			
1-14-0		0-0-0		1-8-0				HOME				0-6-0				0-0-0				0-0-0			
1-12-0		0-0-0		0-3-0				AWAY				0-6-0				0-1-0				1-2-0			
0-0-0		0-0-0		0-0-0				NEUTRAL				0-0-0				0-0-0				0-0-0			
RPI	S	Opponent		Score		RPI	S	Opponent		Score		RPI	S	Opponent		Score		RPI	S	Opponent		Score	
16	A	Auburn		1	13	38	H	Fla. Atlantic		8	7	58	H	St. John's (NY)		3	9	120	A	McNeese St.		11	12
22	A	LSU		7	4	38	H	Fla. Atlantic		3	9	58	H	St. John's (NY)		2	5	120	H	McNeese St.		13	14
						38	H	Fla. Atlantic		6	9	58	H	St. John's (NY)		6	31	141	A	UALR		3	4
						40	H	Western Ky.		6	7	61	H	Troy		8	10	151	A	Nicholls St.		3	6
						40	H	Western Ky.		7	13	61	H	Troy		0	15	151	H	Nicholls St.		8	4
						40	H	Western Ky.		1	17	61	H	Troy		3	11	179	A	Creighton		8	14
						43	H	La.-Lafayette		4	5	62	A	Southern Miss.		2	11	179	A	Creighton		11	5
						43	H	La.-Lafayette		7	16	62	H	Southern Miss.		2	3	179	A	Creighton		1	10
						43	H	La.-Lafayette		1	4	67	A	Middle Tenn.		8	20	196	A	La.-Monroe		15	16
						50	A	FIU		4	6	67	A	Middle Tenn.		2	6	196	A	La.-Monroe		2	6
						50	A	FIU		1	7	67	A	Middle Tenn.		0	8	196	A	La.-Monroe		12	2
						50	A	FIU		5	9	72	A	South Ala.		4	5	231	A	Southern U.		13	7
												72	A	South Ala.		1	14	231	H	Southern U.		11	5
												72	A	South Ala.		2	9	240	H	Brown		5	3
												89	A	Tulane		4	1	240	H	Brown		11	10
												89	A	Tulane		1	7	273	H	Youngstown St.		8	7
												89	H	Tulane		16	15	273	H	Youngstown St.		4	11
												95	H	Arkansas St.		7	14	273	H	Youngstown St.		7	1
												95	H	Arkansas St.		3	17						
												95	H	Arkansas St.		6	7						
LAST 15 GAMES						LAST 15 GAMES						LAST 15 GAMES						LAST 15 GAMES					
179	A	Creighton		11	5	43	H	La.-Lafayette		4	5	43	H	La.-Lafayette		1	4	43	H	La.-Lafayette		7	16
179	A	Creighton		8	14																		
179	A	Creighton		1	10																		
67	A	Middle Tenn.		2	6																		
67	A	Middle Tenn.		8	20																		

Non-Div. I Games:

New Orleans

67	A	Middle Tenn.	0	8
151	H	Nicholls St.	8	4

N  
e  
w  
O  
r  
l  
e  
a  
n  
s

N  
e  
w  
O  
r  
l  
e  
a  
n  
s

Average RPI Win: 217		WON-LOST RECORD		WINNING PCT. RANK		LAST 15 GAMES		STRENGTH OF SCHEDULE		OPP. STRENGTH OF SCHEDULE		TEAM RPI		ADJ RPI		CONF. RPI		ADJ CONF. RPI	
DIV. I ONLY		17-36-0		.32075	264	5-10-0		178		215		250		.44106	248	21		21	
DIV. I NON-CONF.		4-24-0		.14286	286	0-4-0		187		198		282		.39728	280	22		22	
TOTALS		RPI 1-25		RPI 26-50		W-L RECORDS		RPI 51-100		RPI 101-150		RPI 150+							
17-36-0		0-3-0		0-0-0		OVERALL		0-5-0		4-13-0		13-15-0							
6-8-0		0-0-0		0-0-0		HOME		0-0-0		2-4-0		4-4-0							
11-26-0		0-3-0		0-0-0		AWAY		0-3-0		2-9-0		9-11-0							
0-2-0		0-0-0		0-0-0		NEUTRAL		0-2-0		0-0-0		0-0-0							
4-24-0		0-3-0		0-0-0		NON-CONFERENCE		0-2-0		0-7-0		4-12-0							
0-2-0		0-0-0		0-0-0		HOME		0-0-0		0-0-0		0-2-0							
4-20-0		0-3-0		0-0-		AWAY		0-0-0		0-7-0		4-10-0							
0-2-0		0-0-0		0-0-0		NEUTRAL		0-2-0		0-0-0		0-0-0							
13-12-0		0-0-0		0-0-0		CONFERENCE		0-3-0		4-6-0		9-3-0							
6-6-0		0-0-0		0-0-0		HOME		0-0-0		2-4-0		4-2-0							
7-6-0		0-0-0		0-0-0		AWAY		0-3-0		2-2-0		5-1-0							
0-0-0		0-0-0		0-0-0		NEUTRAL		0-0-0		0-0-0		0-0-0							
RPI	S	Opponent		Score		RPI	S	Opponent		Score		RPI	S	Opponent		Score			
13	A	Vanderbilt		0	9					54	N	Appalachian St.	2	13	105	A	West Virginia	0	6
13	A	Vanderbilt		3	21					54	N	Appalachian St.	4	13	105	A	West Virginia	2	8
13	A	Vanderbilt		2	16					88	A	Manhattan	1	12	116	A	Kent St.	11	17
										88	A	Manhattan	2	4	133	H	Marist	7	2
										88	A	Manhattan	2	5	133	H	Marist	5	11
															133	H	Marist	1	12
															136	A	Cincinnati	1	12
															136	A	Cincinnati	5	7
															136	A	Cincinnati	2	9
															139	A	Rider	6	3
															139	A	Rider	3	12
															139	A	Rider	4	3
															143	A	Villanova	1	2
															144	A	Canisius	17	18
															144	H	Canisius	19	12
															144	H	Canisius	4	11
															144	H	Canisius	3	22
															166	A	Longwood	3	1
															166	A	Longwood	1	7
															166	A	Longwood	8	7
															166	A	Longwood	3	10
															178	A	Siena	4	1
															178	A	Siena	5	4
															178	A	Siena	2	3
															180	A	Gardner-Webb	4	11
															225	A	Buffalo	4	28
															225	A	Buffalo	6	8
				LAST 15 GAMES															
				144	H	Canisius	4	11	253	A	Lafayette	7	12	178	A	Siena	5	4	
				144	H	Canisius	3	22	253	A	Lafayette	4	5	178	A	Siena	2	3	
				144	H	Canisius	19	12	144	A	Canisius	17	18	180	A	Gardner-Webb	4	11	
				270	H	St. Peter's	9	8							225	A	Buffalo	4	28
				270	H	St. Peter's	5	2							225	A	Buffalo	6	8

Non-Div. I Games:

Niagara

270	H	St. Peter's	7	2
253	A	Lafayette	7	8

RPI	S	Opponent	Score	
225	H	Buffalo	4	21
250	H	Fairfield	10	14
250	H	Fairfield	13	5
250	H	Fairfield	3	4
253	A	Lafayette	7	12
253	A	Lafayette	7	8
253	A	Lafayette	4	5
262	A	La Salle	7	14
263	A	St. Bonaventure	14	13
263	A	St. Bonaventure	9	6
265	A	Temple	9	12
270	H	St. Peter's	7	2
270	H	St. Peter's	9	8
270	H	St. Peter's	5	2
273	H	Youngstown St.	3	10
286	A	Iona	22	15
286	A	Iona	20	4
286	A	Iona	12	9

Niagara

N  
i  
a  
g  
a  
r  
a

N  
i  
a  
g  
a  
r  
a

Average RPI Win: 152		WON-LOST RECORD		WINNING PCT. RANK		LAST 15 GAMES		STRENGTH OF SCHEDULE		OPP. STRENGTH OF SCHEDULE		TEAM RPI		ADJ RPI		CONF. RPI		ADJ CONF. RPI	
DIV. I ONLY		24-29-0		.45283 189		5-10-0		109		138		148		.49878 151		12		12	
DIV. I NON-CONF.		8-9-0		.47059 159		0-1-0		84		226		142		.50223 145		12		12	
TOTALS		RPI 1-25		RPI 26-50		W-L RECORDS		RPI 51-100		RPI 101-150		RPI 150+							
24-29-0		0-1-0		0-3-0		OVERALL		7-10-0		5-8-0		12-7-0							
14-9-0		0-0-0		0-1-0		HOME		6-6-0		2-1-0		6-1-0							
9-18-0		0-1-0		0-2-0		AWAY		0-3-0		3-6-0		6-6-0							
1-2-0		0-0-0		0-0-0		NEUTRAL		1-1-0		0-1-0		0-0-0							
8-9-0		0-1-0		0-3-0		NON-CONFERENCE		1-2-0		0-0-0		7-3-0							
7-2-0		0-0-0		0-1-0		HOME		1-0-0		0-0-0		6-1-0							
1-7-0		0-1-0		0-0-		AWAY		0-2-0		0-0-0		1-2-0							
0-0-0		0-0-0		0-0-0		NEUTRAL		0-0-0		0-0-0		0-0-0							
16-20-0		0-0-0		0-0-0		CONFERENCE		6-8-0		5-8-0		5-4-0							
7-7-0		0-0-0		0-0-0		HOME		5-6-0		2-1-0		0-0-0							
8-11-0		0-0-0		0-0-0		AWAY		0-1-0		3-6-0		5-4-0							
1-2-0		0-0-0		0-0-0		NEUTRAL		1-1-0		0-1-0		0-0-0							
RPI S	Opponent	Score		RPI S	Opponent	Score		RPI S	Opponent	Score		RPI S	Opponent	Score					
22 A	LSU	3	10	43 A	La.-Lafayette	2	6	51 H	Texas St.	7	3	115 H	Lamar	3	7				
				43 A	La.-Lafayette	2	6	51 H	Texas St.	0	5	115 H	Lamar	12	4				
				43 H	La.-Lafayette	1	10	51 H	Texas St.	6	2	115 H	Lamar	9	2				
								51 N	Texas St.	5	9	120 A	McNeese St.	10	7				
								51 N	Texas St.	13	2	120 A	McNeese St.	13	14				
								53 A	Southeastern La.	4	9	120 A	McNeese St.	15	3				
								53 H	Southeastern La.	5	3	126 A	Texas-Arlington	3	4				
								53 H	Southeastern La.	5	14	126 A	Texas-Arlington	3	1				
								63 H	Northwestern St.	3	12	126 A	Texas-Arlington	0	4				
								63 H	Northwestern St.	7	4	126 N	Texas-Arlington	4	5				
								63 H	Northwestern St.	0	5	142 A	UTSA	6	10				
								72 A	South Ala.	7	13	142 A	UTSA	2	3				
								72 H	South Ala.	6	5	142 A	UTSA	1	6				
								89 A	Tulane	3	8	184 H	Bryant	4	3				
								91 H	Stephen F. Austin	10	17	199 A	Sam Houston St.	15	12				
								91 H	Stephen F. Austin	11	1	199 A	Sam Houston St.	13	3				
								91 H	Stephen F. Austin	2	9	199 A	Sam Houston St.	5	11				
												203 A	A&M-Corpus Christi	3	14				
												203 A	A&M-Corpus Christi	5	7				
												203 A	A&M-Corpus Christi	10	2				
												214 A	Central Ark.	4	7				
												214 A	Central Ark.	5	3				
												214 A	Central Ark.	8	4				
												228 A	New Orleans	4	8				
												228 H	New Orleans	6	3				
												231 A	Southern U.	4	11				
												231 A	Southern U.	5	1				
				LAST 15 GAMES															
				51 N	Texas St.	5	9	51 H	Texas St.	7	3	214 A	Central Ark.	8	4				
				126 N	Texas-Arlington	4	5	51 H	Texas St.	0	5	228 A	New Orleans	4	8				
				51 N	Texas St.	13	2	228 A	New Orleans	4	8	228 H	New Orleans	6	3				
				120 A	McNeese St.	10	7					231 A	Southern U.	4	11				
				120 A	McNeese St.	13	14					231 A	Southern U.	5	1				

Non-Div. I Games: Ark.-Monticello 18 3 LSU-Alexandria 7 0 Ark.-Monticello 15 6 Nicholls St.

Nicholls St.

120 A McNeese St.	15	3
51 H Texas St.	6	2

Through Games Of Sunday, May 30, 2010

RPI	S	Opponent	Score	
231	H	Southern U.	5	8
231	H	Southern U.	7	6
231	H	Southern U.	11	6
235	H	UT Martin	8	2
243	H	Houston Baptist	15	11

Nicholls St.

N  
i  
c  
h  
o  
l  
l  
s  
s  
t  
.

N  
i  
c  
h  
o  
l  
l  
s  
s  
t  
.



Average RPI Win: 285		WON-LOST	WINNING	LAST 15	STRENGTH OF		OPP. STRENGTH	TEAM	ADJ	CONF.	ADJ CONF.
Average RPI Loss: 209		RECORD	PCT. RANK	GAMES	SCHEDULE		OF SCHEDULE	RPI	RPI	RPI	RPI
DIV. I ONLY		20-29-1	.41	222	6-9-0		298	297	286	.38479	285
DIV. I NON-CONF.		8-18-0	.30769	247	1-7-0		295	295	285	.37561	289
TOTALS		RPI 1-25	RPI 26-50		W-L RECORDS		RPI 51-100		RPI 101-150		RPI 150+
20-29-1	0-0-0	0-0-0		OVERALL		0-3-0		0-4-0		20-22-1	
12-15-0	0-0-0	0-0-0		HOME		0-0-0		0-4-0		12-11-0	
5-12-0	0-0-0	0-0-0		AWAY		0-3-0		0-0-0		5-9-0	
3-2-1	0-0-0	0-0-0		NEUTRAL		0-0-0		0-0-0		3-2-1	
8-18-0	0-0-0	0-0-0		NON-CONFERENCE		0-0-0		0-4-0		8-14-0	
5-13-0	0-0-0	0-0-0		HOME		0-0-0		0-4-0		5-9-0	
3-5-0	0-0-0	0-0-0		AWAY		0-0-0		0-0-0		3-5-0	
0-0-0	0-0-0	0-0-0		NEUTRAL		0-0-0		0-0-0		0-0-0	
12-11-1	0-0-0	0-0-0		CONFERENCE		0-3-0		0-0-0		12-8-1	
7-2-0	0-0-0	0-0-0		HOME		0-0-0		0-0-0		7-2-0	
2-7-0	0-0-0	0-0-0		AWAY		0-3-0		0-0-0		2-4-0	
3-2-1	0-0-0	0-0-0		NEUTRAL		0-0-0		0-0-0		3-2-1	
RPI S	Opponent	Score	RPI S	Opponent	Score	RPI S	Opponent	Score	RPI S	Opponent	Score
						99 A	Bethune-Cookman	7 10	143 H	Villanova	2 13
						99 A	Bethune-Cookman	4 6	143 H	Villanova	3 7
						99 A	Bethune-Cookman	2 9	143 H	Villanova	1 10
									147 H	VCU	7 10
									166 A	Longwood	4 5
									166 A	Longwood	2 8
									166 H	Longwood	7 14
									166 H	Longwood	7 8
									166 H	Longwood	4 11
									181 A	Georgetown	1 13
									181 H	Georgetown	7 4
									221 A	Old Dominion	5 20
									221 H	Old Dominion	12 5
									226 A	Campbell	3 9
									226 H	Campbell	9 14
									236 A	N.C. A&T	4 8
									236 A	N.C. A&T	4 8
									236 A	N.C. A&T	2 3
									236 N	N.C. A&T	2 7
									236 N	N.C. A&T	7 8
									278 H	Mt. St. Mary's	5 7
									278 H	Mt. St. Mary's	4 5
									278 H	Mt. St. Mary's	2 1
									291 A	Savannah St.	13 5
									291 H	Savannah St.	1 9
									291 H	Savannah St.	3 2
									291 H	Savannah St.	5 7
LAST 15 GAMES											
						236 N	N.C. A&T	7 8	226 H	Campbell	9 14
						293 N	Delaware St.	5 1	296 H	Florida A&M	10 0
						236 N	N.C. A&T	2 7	296 H	Florida A&M	12 0
						293 N	Delaware St.	5 4			
						166 H	Longwood	7 14			

Non-Div. I Games: Virginia St. 8 6

Norfolk St.

Norfolk St.

166	H	Longwood	4	11
166	H	Longwood	7	8

Through Games Of Sunday, May 30, 2010

RPI	S	Opponent	Score	
293	A	Delaware St.	7	8
293	A	Delaware St.	9	6
293	A	Delaware St.	13	12
293	N	Delaware St.	5	2
293	N	Delaware St.	5	1
293	N	Delaware St.	5	4
294	H	Coppin St.	13	16
294	H	Coppin St.	4	7
294	H	Coppin St.	7	2
296	H	Florida A&M	12	0
296	H	Florida A&M	10	0
296	H	Florida A&M	11	7
296	N	Florida A&M	12	12
297	H	Md.-East. Shore	11	1
297	H	Md.-East. Shore	5	4
297	H	Md.-East. Shore	4	1
300	A	N.C. Central	18	6
300	A	N.C. Central	14	2
300	H	N.C. Central	4	5
300	H	N.C. Central	11	4

Norfolk St.

N  
o  
r  
f  
o  
l  
k  
S  
t  
.

N  
o  
r  
f  
o  
l  
k  
S  
t  
.

Average RPI Win:		121	WON-LOST RECORD		WINNING PCT. RANK	LAST 15 GAMES		STRENGTH OF SCHEDULE		OPP. STRENGTH OF SCHEDULE	TEAM RPI	ADJ RPI	CONF. RPI	ADJ CONF. RPI			
DIV. I ONLY			36-20-0		.64286	40		15		49	22	.58654	21	3	3		
DIV. I NON-CONF.			22-4-0		.84615	9		30		236	10	.61249	10	3	3		
TOTALS		RPI 1-25		RPI 26-50		W-L RECORDS		RPI 51-100		RPI 101-150		RPI 150+					
36-20-0		3-15-0		8-2-0		OVERALL		8-2-0		5-0-0		14-3-0					
29-9-0		1-6-0		7-1-0		HOME		6-0-0		4-0-0		11-2-0					
7-11-0		2-9-0		0-1-0		AWAY		2-2-0		0-0-0		3-1-0					
2-0-0		0-0-0		1-0-0		NEUTRAL		0-0-0		1-0-0		0-0-0					
22-4-0		0-3-0		3-1-0		NON-CONFERENCE		7-0-0		2-0-0		12-2-0					
20-3-0		0-1-0		2-0-0		HOME		6-0-0		1-0-0		11-2-0					
2-3-0		0-2-0		0-0-		AWAY		1-0-0		0-0-0		1-0-0					
2-0-0		0-0-0		1-0-0		NEUTRAL		0-0-0		1-0-0		0-0-0					
14-16-0		3-12-0		5-1-0		CONFERENCE		1-2-0		3-0-0		2-1-0					
9-6-0		1-5-0		5-1-0		HOME		0-0-0		3-0-0		0-0-0					
5-10-0		2-7-0		0-0-0		AWAY		1-2-0		0-0-0		2-1-0					
0-0-0		0-0-0		0-0-0		NEUTRAL		0-0-0		0-0-0		0-0-0					
RPI	S	Opponent		Score		RPI	S	Opponent		Score		RPI	S	Opponent		Score	
2	H	Coastal Caro.		4	12	26	H	Col. of Charleston		10	0	58	H	St. John's (NY)		8	2
3	A	Virginia		3	5	34	H	Virginia Tech		10	2	70	H	Michigan		4	2
3	A	Virginia		2	3	34	H	Virginia Tech		5	3	70	H	Michigan		7	6
3	A	Virginia		1	5	34	H	Virginia Tech		13	6	70	H	Michigan		9	1
8	A	Miami (FL)		1	11	37	N	California		12	3	81	A	Duke		21	9
8	A	Miami (FL)		5	7	41	A	Elon		2	4	81	A	Duke		3	5
8	A	Miami (FL)		7	8	41	H	Elon		17	7	81	A	Duke		11	15
10	H	Georgia Tech		8	11	47	H	North Carolina St.		6	14	82	A	Charlotte		5	0
10	H	Georgia Tech		1	2	47	H	North Carolina St.		14	7	82	H	Charlotte		8	4
10	H	Georgia Tech		5	13	47	H	North Carolina St.		9	6	98	H	Winthrop		14	5
14	H	Florida St.		3	5												
14	H	Florida St.		3	4												
14	H	Florida St.		10	4												
18	A	Oklahoma		2	3												
18	A	Oklahoma		6	7												
19	A	Clemson		6	10												
19	A	Clemson		5	3												
19	A	Clemson		4	3												
LAST 15 GAMES																	
18	A	Oklahoma		2	3	82	H	Charlotte		8	4						
123	N	Oral Roberts		12	4	3	A	Virginia		3	5						
18	A	Oklahoma		6	7	3	A	Virginia		1	5						
37	N	California		12	3												
34	H	Virginia Tech		10	2												

Non-Div. I Games:

North Carolina

34 H Virginia Tech	5	3
34 H Virginia Tech	13	6

N  
o  
r  
t  
h  
C  
a  
r  
o  
l  
i  
n  
a

N  
o  
r  
t  
h  
C  
a  
r  
o  
l  
i  
n  
a

Average RPI Win: 150		WON-LOST RECORD		WINNING PCT. RANK		LAST 15 GAMES		STRENGTH OF SCHEDULE		OPP. STRENGTH OF SCHEDULE		TEAM RPI		ADJ RPI		CONF. RPI		ADJ CONF. RPI	
DIV. I ONLY		38-22-0		.63333 47		9-6-0		73		48		44		.5588 47		3		3	
DIV. I NON-CONF.		21-5-0		.80769 14		3-2-0		260		265		79		.53799 80		3		3	
TOTALS		RPI 1-25		RPI 26-50		W-L RECORDS		RPI 51-100		RPI 101-150		RPI 150+							
38-22-0		8-14-0		2-5-0		OVERALL		5-2-0		3-1-0		20-2-0							
25-9-0		5-4-0		0-4-0		HOME		3-1-0		1-0-0		16-0-0							
9-11-0		2-8-0		0-0-0		AWAY		1-1-0		2-1-0		4-1-0							
4-4-0		1-2-0		2-1-0		NEUTRAL		1-0-0		0-0-0		0-1-0							
21-5-0		0-1-0		1-2-0		NON-CONFERENCE		2-2-0		1-0-0		17-2-0							
17-2-0		0-0-0		0-1-0		HOME		0-1-0		1-0-0		16-0-0							
2-3-0		0-1-0		0-0-		AWAY		1-1-0		0-0-0		1-1-0							
2-2-0		0-0-0		1-1-0		NEUTRAL		1-0-0		0-0-0		0-1-0							
17-17-0		8-13-0		1-3-0		CONFERENCE		3-0-0		2-1-0		3-0-0							
8-7-0		5-4-0		0-3-0		HOME		3-0-0		0-0-0		0-0-0							
7-8-0		2-7-0		0-0-0		AWAY		0-0-0		2-1-0		3-0-0							
2-2-0		1-2-0		1-0-0		NEUTRAL		0-0-0		0-0-0		0-0-0							
RPI	S	Opponent		Score		RPI	S	Opponent		Score		RPI	S	Opponent		Score			
2	A	Coastal Caro.		3	6	26	N	Col. of Charleston		6	9	75	N	James Madison		6	2		
3	H	Virginia		6	5	34	N	Virginia Tech		10	9	79	A	East Carolina		8	6		
3	H	Virginia		7	6	41	H	Elon		9	13	81	H	Duke		8	4		
3	H	Virginia		4	8	42	H	Boston College		8	10	81	H	Duke		8	3		
8	H	Miami (FL)		5	6	42	H	Boston College		5	9	81	H	Duke		7	6		
8	H	Miami (FL)		7	6	42	H	Boston College		10	11	96	A	UNC Wilmington		6	9		
8	H	Miami (FL)		0	4	45	N	UC Irvine		7	4	96	H	UNC Wilmington		4	7		
10	H	Georgia Tech		4	2														
10	H	Georgia Tech		3	5														
10	H	Georgia Tech		6	5														
10	N	Georgia Tech		5	17														
14	A	Florida St.		9	12														
14	A	Florida St.		5	7														
14	A	Florida St.		5	2														
14	N	Florida St.		3	8														
19	A	Clemson		6	7														
19	A	Clemson		6	12														
19	A	Clemson		7	12														
19	N	Clemson		13	8														
21	A	North Carolina		14	6														
21	A	North Carolina		7	14														
21	A	North Carolina		6	9														
						LAST 15 GAMES													
						216	N	Stony Brook		2	6	81	H	Duke		7	6		
						26	N	Col. of Charleston		6	9	81	H	Duke		8	3		
						14	N	Florida St.		3	8	102	H	High Point		10	3		
						34	N	Virginia Tech		10	9								
						10	N	Georgia Tech		5	17								

**Non-Div. I Games:**

North Carolina St.

19 N Clemson	13	8
81 H Duke	8	4

N  
o  
r  
t  
h  
C  
a  
r  
o  
l  
i  
n  
a  
S  
t  
.

N  
o  
r  
t  
h  
C  
a  
r  
o  
l  
i  
n  
a  
S  
t  
.

Average RPI Win: 258		WON-LOST	WINNING	LAST 15	STRENGTH OF		OPP. STRENGTH	TEAM	ADJ	CONF.	ADJ CONF.
Average RPI Loss: 180		RECORD	PCT. RANK	GAMES	SCHEDULE		OF SCHEDULE	RPI	RPI	RPI	RPI
DIV. I ONLY		19-35-0	.35185	248	6-9-0		255	279	270	.41866	269
DIV. I NON-CONF.		5-18-0	.21739	274	1-1-0		150	258	267	.42344	263
TOTALS		RPI 1-25	RPI 26-50		W-L RECORDS		RPI 51-100		RPI 101-150		RPI 150+
19-35-0	0-0-0	0-0-0		OVERALL		0-7-0		0-3-0		19-25-0	
6-8-0	0-0-0	0-0-0		HOME		0-0-0		0-0-0		6-8-0	
9-24-0	0-0-0	0-0-0		AWAY		0-7-0		0-3-0		9-14-0	
4-3-0	0-0-0	0-0-0		NEUTRAL		0-0-0		0-0-0		4-3-0	
5-18-0	0-0-0	0-0-0		NON-CONFERENCE		0-7-0		0-3-0		5-8-0	
1-1-0	0-0-0	0-0-0		HOME		0-0-0		0-0-0		1-1-0	
1-16-0	0-0-0	0-0-0		AWAY		0-7-0		0-3-0		1-6-0	
3-1-0	0-0-0	0-0-0		NEUTRAL		0-0-0		0-0-0		3-1-0	
14-17-0	0-0-0	0-0-0		CONFERENCE		0-0-0		0-0-0		14-17-0	
5-7-0	0-0-0	0-0-0		HOME		0-0-0		0-0-0		5-7-0	
8-8-0	0-0-0	0-0-0		AWAY		0-0-0		0-0-0		8-8-0	
1-2-0	0-0-0	0-0-0		NEUTRAL		0-0-0		0-0-0		1-2-0	
RPI S	Opponent	Score	RPI S	Opponent	Score	RPI S	Opponent	Score	RPI S	Opponent	Score
						56 A	Wichita St.	2 5	123 A	Oral Roberts	4 12
						56 A	Wichita St.	1 18	123 A	Oral Roberts	7 9
						64 A	Nebraska	10 11	123 A	Oral Roberts	4 5
						64 A	Nebraska	4 10	160 A	South Dakota St.	8 21
						74 A	Missouri	0 6	160 A	South Dakota St.	10 21
						74 A	Missouri	5 17	160 H	South Dakota St.	7 1
						74 A	Missouri	3 7	160 H	South Dakota St.	1 2
									161 A	Utah Valley	6 10
									161 A	Utah Valley	9 15
									161 A	Utah Valley	5 6
									161 A	Utah Valley	2 12
									161 N	Utah Valley	7 11
									175 A	Southeast Mo. St.	4 14
									175 A	Southeast Mo. St.	4 15
									175 A	Southeast Mo. St.	6 5
									202 H	Northern Colo.	7 9
									202 H	Northern Colo.	7 1
									202 H	Northern Colo.	10 7
									202 H	Northern Colo.	1 16
									243 H	Houston Baptist	5 3
									243 H	Houston Baptist	4 5
									243 H	Houston Baptist	5 9
									243 H	Houston Baptist	3 5
									243 N	Houston Baptist	3 9
									257 H	NYIT	5 11
									257 H	NYIT	20 19
									257 H	NYIT	7 3
			LAST 15 GAMES								
			298 N	Chicago St.	8 2	160 H	South Dakota St.	1 2			
			161 N	Utah Valley	7 11	160 H	South Dakota St.	7 1			
			243 N	Houston Baptist	3 9	243 H	Houston Baptist	4 5			
			289 A	NJIT	8 2						
			289 A	NJIT	7 8						

Non-Div. I Games:

North Dakota

289 A NJIT	2	4
289 A NJIT	10	1

RPI	S	Opponent	Score
257	H	NYIT	6 11
267	A	SIU Edwardsville	1 6
267	A	SIU Edwardsville	0 11
268	A	Tex.-Pan American	6 3
268	A	Tex.-Pan American	1 2
268	A	Tex.-Pan American	6 2
268	A	Tex.-Pan American	9 8
275	N	North Dakota St.	6 8
275	N	North Dakota St.	10 6
275	N	North Dakota St.	8 4
275	N	North Dakota St.	3 1
289	A	NJIT	10 1
289	A	NJIT	7 8
289	A	NJIT	2 4
289	A	NJIT	8 2
298	A	Chicago St.	9 6
298	A	Chicago St.	1 2
298	A	Chicago St.	17 6
298	A	Chicago St.	10 3
298	N	Chicago St.	8 2

North Dakota

N  
o  
r  
t  
h  
D  
a  
k  
o  
t  
a

N  
o  
r  
t  
h  
D  
a  
k  
o  
t  
a



Average RPI Win: 225		WON-LOST	WINNING	LAST 15	STRENGTH OF		OPP. STRENGTH	TEAM	ADJ	CONF.	ADJ CONF.
Average RPI Loss: 199		RECORD	PCT. RANK	GAMES	SCHEDULE		OF SCHEDULE	RPI	RPI	RPI	RPI
DIV. I ONLY		18-30-0	.375	237	7-7-0		289	242	276	.41474	275
DIV. I NON-CONF.		7-14-0	.33333	236	0-0-0		296	233	280	.40485	276
TOTALS		RPI 1-25	RPI 26-50		W-L RECORDS		RPI 51-100		RPI 101-150		RPI 150+
18-30-0	0-0-0	0-0-0		OVERALL		0-0-0		4-8-0		14-22-0	
7-6-0	0-0-0	0-0-0		HOME		0-0-0		0-1-0		7-5-0	
7-17-0	0-0-0	0-0-0		AWAY		0-0-0		3-6-0		4-11-0	
4-7-0	0-0-0	0-0-0		NEUTRAL		0-0-0		1-1-0		3-6-0	
7-14-0	0-0-0	0-0-0		NON-CONFERENCE		0-0-0		3-5-0		4-9-0	
0-1-0	0-0-0	0-0-0		HOME		0-0-0		0-1-0		0-0-0	
3-6-0	0-0-0	0-0-		AWAY		0-0-0		2-3-0		1-3-0	
4-7-0	0-0-0	0-0-0		NEUTRAL		0-0-0		1-1-0		3-6-0	
11-16-0	0-0-0	0-0-0		CONFERENCE		0-0-0		1-3-0		10-13-0	
7-5-0	0-0-0	0-0-0		HOME		0-0-0		0-0-0		7-5-0	
4-11-0	0-0-0	0-0-0		AWAY		0-0-0		1-3-0		3-8-0	
0-0-0	0-0-0	0-0-0		NEUTRAL		0-0-0		0-0-0		0-0-0	
RPI S	Opponent	Score	RPI S	Opponent	Score	RPI S	Opponent	Score	RPI S	Opponent	Score
									107 N	Central Mich.	7 3
									114 A	Minnesota	2 4
									114 A	Minnesota	7 3
									114 H	Minnesota	6 11
									115 A	Lamar	7 9
									115 A	Lamar	10 9
									115 A	Lamar	5 12
									123 A	Oral Roberts	1 4
									123 A	Oral Roberts	8 3
									123 A	Oral Roberts	3 13
									123 A	Oral Roberts	2 9
									149 N	Illinois	4 10
									160 H	South Dakota St.	3 12
									160 H	South Dakota St.	4 11
									160 H	South Dakota St.	2 4
									160 H	South Dakota St.	5 4
									186 A	Missouri St.	6 3
									186 A	Missouri St.	2 6
									186 A	Missouri St.	2 15
									186 A	Missouri St.	1 6
									194 A	Centenary (LA)	0 5
									194 A	Centenary (LA)	2 4
									194 A	Centenary (LA)	2 8
									194 A	Centenary (LA)	5 7
									212 N	Bucknell	5 19
									245 N	Akron	3 13
									255 H	Oakland	5 4
Non-Div. I Games:		Concordia-M'head	19 4	Dakota Wesleyan	7 1	Neb.-Omaha	12 11	Mayville St.	7 5	North Dakota St.	

160 H South Dakota St.	2	4
160 H South Dakota St.	3	12

RPI	S	Opponent	Score	
255	H	Oakland	7	3
255	H	Oakland	5	1
255	H	Oakland	7	8
259	H	Southern Utah	3	9
259	H	Southern Utah	13	7
259	H	Southern Utah	12	4
269	N	North Dakota	8	6
269	N	North Dakota	1	3
269	N	North Dakota	4	8
269	N	North Dakota	6	10
274	A	IPFW	9	0
274	A	IPFW	4	6
274	A	IPFW	1	2
274	A	IPFW	1	2
277	N	Long Island	19	7
282	A	Western Ill.	14	2
282	A	Western Ill.	3	6
282	A	Western Ill.	14	7
282	H	Western Ill.	10	9
289	N	NJIT	8	7
292	N	UMBC	10	16

North Dakota St.

N  
o  
r  
t  
h  
D  
a  
k  
o  
t  
a  
S  
t  
.

N  
o  
r  
t  
h  
D  
a  
k  
o  
t  
a  
S  
t  
.

# North Florida

Through Games Of Sunday, May 30, 2010

Average RPI Win: 158		WON-LOST	WINNING	LAST 15	STRENGTH OF		OPP. STRENGTH	TEAM	ADJ	CONF.	ADJ CONF.
Average RPI Loss: 106		RECORD	PCT. RANK	GAMES	SCHEDULE		OF SCHEDULE	RPI	RPI	RPI	RPI
DIV. I ONLY		30-28-0	.51724	140	7-8-0		119	119	113	.51534	113
DIV. I NON-CONF.		15-14-0	.51724	139	2-1-0		42	82	85	.53343	86
TOTALS		RPI 1-25	RPI 26-50		W-L RECORDS		RPI 51-100		RPI 101-150		RPI 150+
30-28-0		1-3-0	1-3-0		OVERALL		8-8-0		4-5-0		16-9-0
20-9-0		1-0-0	0-0-0		HOME		5-3-0		1-2-0		13-4-0
8-15-0		0-3-0	0-3-0		AWAY		3-4-0		2-1-0		3-4-0
2-4-0		0-0-0	1-0-0		NEUTRAL		0-1-0		1-2-0		0-1-0
15-14-0		1-3-0	0-0-0		NON-CONFERENCE		8-8-0		0-1-0		6-2-0
10-5-0		1-0-0	0-0-0		HOME		5-3-0		0-1-0		4-1-0
5-7-0		0-3-0	0-0-		AWAY		3-4-0		0-0-0		2-0-0
0-2-0		0-0-0	0-0-0		NEUTRAL		0-1-0		0-0-0		0-1-0
15-14-0		0-0-0	1-3-0		CONFERENCE		0-0-0		4-4-0		10-7-0
10-4-0		0-0-0	0-0-0		HOME		0-0-0		1-1-0		9-3-0
3-8-0		0-0-0	0-3-0		AWAY		0-0-0		2-1-0		1-4-0
2-2-0		0-0-0	1-0-0		NEUTRAL		0-0-0		1-2-0		0-0-0
RPI S	Opponent	Score	RPI S	Opponent	Score	RPI S	Opponent	Score	RPI S	Opponent	Score
4 A	Florida	3 9	44 A	Fla. Gulf Coast	6 18	56 N	Wichita St.	4 14	101 H	Ohio St.	2 4
14 A	Florida St.	2 6	44 A	Fla. Gulf Coast	2 4	61 A	Troy	6 9	106 H	Jacksonville	4 3
14 A	Florida St.	2 9	44 A	Fla. Gulf Coast	2 9	61 A	Troy	10 9	106 H	Jacksonville	10 13
14 H	Florida St.	3 1	44 N	Fla. Gulf Coast	13 2	66 A	Ga. Southern	2 3	106 N	Jacksonville	8 9
						66 H	Ga. Southern	14 3	106 N	Jacksonville	2 0
						72 A	South Ala.	2 4	137 A	East Tenn. St.	13 5
						75 H	James Madison	22 19	137 A	East Tenn. St.	19 20
						75 H	James Madison	6 12	137 A	East Tenn. St.	8 4
						75 H	James Madison	7 14	137 N	East Tenn. St.	5 7
						78 A	UCF	13 6	152 A	Kennesaw St.	2 3
						78 H	UCF	7 15	152 A	Kennesaw St.	8 12
						85 H	Illinois St.	8 4	152 A	Kennesaw St.	8 7
						93 A	South Fla.	7 10	162 H	Stetson	17 0
						93 H	South Fla.	15 9	162 H	Stetson	6 1
						99 A	Bethune-Cookman	3 2	162 H	Stetson	3 10
						99 H	Bethune-Cookman	5 4	171 A	Belmont	9 15
									171 A	Belmont	1 4
									187 N	Eastern Mich.	8 10
									198 H	Lipscomb	8 18
									198 H	Lipscomb	13 12
									198 H	Lipscomb	5 4
									209 H	Richmond	11 16
									224 A	UNC Greensboro	12 5
									224 A	UNC Greensboro	10 9
									226 H	Campbell	4 10
									226 H	Campbell	7 5
									226 H	Campbell	5 4
			LAST 15 GAMES								
			106 N	Jacksonville	8 9	162 H	Stetson	3 10			
			44 N	Fla. Gulf Coast	13 2	162 H	Stetson	6 1			
			137 N	East Tenn. St.	5 7	162 H	Stetson	17 0			
			44 A	Fla. Gulf Coast	2 9						
			44 A	Fla. Gulf Coast	2 4						

Non-Div. I Games:

North Florida

44	A	Fla. Gulf Coast	6	18
4	A	Florida	3	9

RPI	S	Opponent	Score	
230	H	S.C. Upstate	10	0
230	H	S.C. Upstate	14	0
230	H	S.C. Upstate	16	3
238	H	Wagner	11	7
276	H	Alcorn St.	10	6
276	H	Alcorn St.	10	9
296	H	Florida A&M	6	5

N  
o  
r  
t  
h  
F  
l  
o  
r  
i  
d  
a

N  
o  
r  
t  
h  
F  
l  
o  
r  
i  
d  
a

North Florida

Average RPI Win:		196	WON-LOST	WINNING	LAST 15	STRENGTH OF		OPP. STRENGTH	TEAM	ADJ	CONF.	ADJ CONF.
Average RPI Loss:		153	RECORD	PCT. RANK	GAMES	SCHEDULE		OF SCHEDULE	RPI	RPI	RPI	RPI
DIV. I ONLY		12-31-0		.27907	275	4-11-0		130	218	249	.4422	246
DIV. I NON-CONF.		7-12-0		.36842	223	1-3-0		131	231	199	.46776	202
TOTALS		RPI 1-25		RPI 26-50		W-L RECORDS		RPI 51-100		RPI 101-150		RPI 150+
12-31-0		0-1-0		0-4-0		OVERALL		2-1-0		0-5-0		10-20-0
5-12-0		0-0-0		0-1-0		HOME		2-1-0		0-0-0		3-10-0
3-14-0		0-1-0		0-1-0		AWAY		0-0-0		0-3-0		3-9-0
4-5-0		0-0-0		0-2-0		NEUTRAL		0-0-0		0-2-0		4-1-0
7-12-0		0-1-0		0-4-0		NON-CONFERENCE		0-0-0		0-2-0		7-5-0
1-4-0		0-0-0		0-1-0		HOME		0-0-0		0-0-0		1-3-0
2-3-0		0-1-0		0-0-		AWAY		0-0-0		0-0-0		2-1-0
4-5-0		0-0-0		0-2-0		NEUTRAL		0-0-0		0-2-0		4-1-0
5-19-0		0-0-0		0-0-0		CONFERENCE		2-1-0		0-3-0		3-15-0
4-8-0		0-0-0		0-0-0		HOME		2-1-0		0-0-0		2-7-0
1-11-0		0-0-0		0-0-0		AWAY		0-0-0		0-3-0		1-8-0
0-0-0		0-0-0		0-0-0		NEUTRAL		0-0-0		0-0-0		0-0-0
RPI S	Opponent	Score	RPI S	Opponent	Score	RPI S	Opponent	Score	RPI S	Opponent	Score	
23 A	Connecticut	1 12	39 N	Kansas St.	1 6	96 H	UNC Wilmington	4 3	122 N	Bowling Green	9 13	
			42 A	Boston College	6 12	96 H	UNC Wilmington	2 4	143 N	Villanova	0 11	
			42 H	Boston College	4 5	96 H	UNC Wilmington	4 1	147 A	VCU	4 9	
			42 N	Boston College	3 9				147 A	VCU	4 5	
									147 A	VCU	5 6	
									155 H	George Mason	5 9	
									155 H	George Mason	1 5	
									155 H	George Mason	1 11	
									165 A	Georgia St.	9 7	
									165 A	Georgia St.	4 10	
									165 A	Georgia St.	7 10	
									170 A	William & Mary	0 2	
									170 A	William & Mary	0 9	
									170 A	William & Mary	4 6	
									173 A	Rhode Island	4 2	
									173 H	Rhode Island	5 15	
									184 A	Bryant	7 4	
									184 H	Bryant	10 0	
									184 H	Bryant	4 16	
									193 A	Delaware	2 8	
									193 A	Delaware	1 2	
									193 A	Delaware	6 7	
									204 N	Maine	3 8	
									208 A	Massachusetts	6 8	
									208 N	Massachusetts	8 5	
									215 H	Hofstra	6 9	
									215 H	Hofstra	2 5	
LAST 15 GAMES			193 A	Delaware	1 2	204 N	Maine	3 8	204 N	Maine	3 8	
			193 A	Delaware	2 8	221 H	Old Dominion	4 1	208 A	Massachusetts	6 8	
			193 A	Delaware	6 7	221 H	Old Dominion	3 4	208 N	Massachusetts	8 5	
			173 A	Rhode Island	4 2				215 H	Hofstra	6 9	
			165 A	Georgia St.	4 10				215 H	Hofstra	2 5	

Non-Div. I Games: Davenport 11 5

Northeastern



Average RPI Win: 250		WON-LOST RECORD		WINNING PCT. RANK		LAST 15 GAMES		STRENGTH OF SCHEDULE		OPP. STRENGTH OF SCHEDULE		TEAM RPI		ADJ RPI		CONF. RPI		ADJ CONF. RPI	
DIV. I ONLY		31-24-0		.56364 102		12-3-0		263		251		206		.47318 202		30		30	
DIV. I NON-CONF.		7-16-0		.30435 248		0-0-0		208		41		243		.44496 235		30		30	
TOTALS		RPI 1-25		RPI 26-50		W-L RECORDS		RPI 51-100		RPI 101-150		RPI 150+							
31-24-0		0-3-0		1-3-0		OVERALL		0-2-0		0-3-0		30-13-0							
15-6-0		0-0-0		0-0-0		HOME		0-0-0		0-0-0		15-6-0							
14-15-0		0-3-0		1-3-0		AWAY		0-2-0		0-3-0		13-4-0							
2-3-0		0-0-0		0-0-0		NEUTRAL		0-0-0		0-0-0		2-3-0							
7-16-0		0-3-0		1-3-0		NON-CONFERENCE		0-2-0		0-3-0		6-5-0							
3-2-0		0-0-0		0-0-0		HOME		0-0-0		0-0-0		3-2-0							
3-13-0		0-3-0		1-0-		AWAY		0-2-0		0-3-0		2-2-0							
1-1-0		0-0-0		0-0-0		NEUTRAL		0-0-0		0-0-0		1-1-0							
24-8-0		0-0-0		0-0-0		CONFERENCE		0-0-0		0-0-0		24-8-0							
12-4-0		0-0-0		0-0-0		HOME		0-0-0		0-0-0		12-4-0							
11-2-0		0-0-0		0-0-0		AWAY		0-0-0		0-0-0		11-2-0							
1-2-0		0-0-0		0-0-0		NEUTRAL		0-0-0		0-0-0		1-2-0							
RPI	S	Opponent		Score		RPI	S	Opponent		Score		RPI	S	Opponent		Score			
24	A	Arizona		1	9	46	A	New Mexico		5	7	64	A	Nebraska		2	15		
24	A	Arizona		4	18	46	A	New Mexico		5	13	64	A	Nebraska		5	15		
24	A	Arizona		6	7	46	A	New Mexico		6	5			Utah		1	9		
						46	A	New Mexico		2	5			South Dakota St.		10	9		
														South Dakota St.		11	17		
														South Dakota St.		4	6		
														Utah Valley		5	8		
														Utah Valley		10	4		
														Utah Valley		9	23		
														Utah Valley		1	3		
														Utah Valley		3	4		
														Creighton		8	15		
														Creighton		10	3		
														Sam Houston St.		5	3		
														Sam Houston St.		3	4		
														Houston Baptist		3	1		
														Houston Baptist		5	2		
														Houston Baptist		9	5		
														Houston Baptist		6	2		
														Air Force		13	14		
														Air Force		19	14		
														Air Force		18	14		
														Air Force		26	9		
														NYIT		19	4		
														NYIT		5	6		
														NYIT		13	6		
														NYIT		11	1		
Non-Div. I Games:				Mont. St. Billings		2		0		Mont. St. Billings		13		5		Northern Colo.			

298 H Chicago St.	11	8
298 H Chicago St.	21	2

RPI	S	Opponent	Score	
257	N	NYIT	1	11
268	A	Tex.-Pan American	10	0
268	A	Tex.-Pan American	11	6
268	A	Tex.-Pan American	7	2
268	A	Tex.-Pan American	10	4
268	A	Tex.-Pan American	10	3
269	A	North Dakota	16	1
269	A	North Dakota	9	7
269	A	North Dakota	1	7
269	A	North Dakota	7	10
289	A	NJIT	13	1
289	A	NJIT	14	5
289	A	NJIT	10	0
289	A	NJIT	7	1
289	N	NJIT	9	1
298	H	Chicago St.	30	11
298	H	Chicago St.	11	8
298	H	Chicago St.	10	1
298	H	Chicago St.	21	2

N  
o  
r  
t  
h  
e  
r  
n  
C  
o  
l  
o  
.

N  
o  
r  
t  
h  
e  
r  
n  
C  
o  
l  
o  
.



Average RPI Win: 178		WON-LOST RECORD	WINNING PCT. RANK	LAST 15 GAMES	STRENGTH OF SCHEDULE	OPP. STRENGTH OF SCHEDULE	TEAM RPI	ADJ RPI	CONF. RPI	ADJ CONF. RPI				
Average RPI Loss: 147														
DIV. I ONLY		24-31-0	.43636	201	8-7-0	191	168	203	.47361	201	20	20		
DIV. I NON-CONF.		12-16-0	.42857	190	2-1-0	147	130	185	.48416	184	20	20		
<hr/>														
TOTALS		RPI 1-25	RPI 26-50		W-L RECORDS		RPI 51-100		RPI 101-150		RPI 150+			
24-31-0		0-3-0	0-0-0		OVERALL		1-0-0		9-12-0		14-16-0			
11-7-0		0-0-0	0-0-0		HOME		0-0-0		2-1-0		9-6-0			
12-23-0		0-3-0	0-0-0		AWAY		1-0-0		7-11-0		4-9-0			
1-1-0		0-0-0	0-0-0		NEUTRAL		0-0-0		0-0-0		1-1-0			
12-16-0		0-3-0	0-0-0		NON-CONFERENCE		1-0-0		4-5-0		7-8-0			
3-0-0		0-0-0	0-0-0		HOME		0-0-0		0-0-0		3-0-0			
8-15-0		0-3-0	0-0-		AWAY		1-0-0		4-5-0		3-7-0			
1-1-0		0-0-0	0-0-0		NEUTRAL		0-0-0		0-0-0		1-1-0			
12-15-0		0-0-0	0-0-0		CONFERENCE		0-0-0		5-7-0		7-8-0			
8-7-0		0-0-0	0-0-0		HOME		0-0-0		2-1-0		6-6-0			
4-8-0		0-0-0	0-0-0		AWAY		0-0-0		3-6-0		1-2-0			
0-0-0		0-0-0	0-0-0		NEUTRAL		0-0-0		0-0-0		0-0-0			
RPI	S	Opponent	Score		RPI	S	Opponent	Score		RPI	S	Opponent	Score	
1	A	Arizona St.	0	8						107	H	Central Mich.	4	1
1	A	Arizona St.	1	26						107	H	Central Mich.	3	2
1	A	Arizona St.	5	10						107	H	Central Mich.	7	8
										109	A	Iowa	13	2
										117	A	Ball St.	0	2
										117	A	Ball St.	6	7
										117	A	Ball St.	2	8
										122	A	Bowling Green	2	7
										122	A	Bowling Green	6	5
										122	A	Bowling Green	8	5
										125	A	Cal St. Bakersfield	6	2
										125	A	Cal St. Bakersfield	6	4
										125	A	Cal St. Bakersfield	5	3
										129	A	Austin Peay	8	9
										129	A	Austin Peay	4	7
										129	A	Austin Peay	3	4
										135	A	Toledo	6	1
										135	A	Toledo	5	7
										135	A	Toledo	1	5
										140	A	Cal Poly	5	12
										140	A	Cal Poly	3	13
										153	A	Miami (OH)	5	4
										153	A	Miami (OH)	1	5
										153	A	Miami (OH)	1	6
										159	A	UC Santa Barbara	4	13
										159	A	UC Santa Barbara	1	8
										159	A	UC Santa Barbara	2	3
LAST 15 GAMES														
					271	H	Western Mich.	6	3	211	A	Milwaukee	5	3
					271	H	Western Mich.	5	2	264	A	Valparaiso	7	10
					271	H	Western Mich.	7	5	187	H	Eastern Mich.	11	13
					211	H	Milwaukee	21	6					
					117	A	Ball St.	0	2					

Non-Div. I Games:

Northern Ill.

117 A Ball St.	2	8
117 A Ball St.	6	7

RPI	S	Opponent	Score	
159	A	UC Santa Barbara	6	7
169	A	Southern Ill.	4	19
169	A	Southern Ill.	2	5
169	A	Southern Ill.	13	9
182	N	Northwestern	3	6
187	H	Eastern Mich.	11	13
187	H	Eastern Mich.	2	4
187	H	Eastern Mich.	3	2
211	A	Milwaukee	5	3
211	H	Milwaukee	21	6
211	H	Milwaukee	7	5
219	N	Ill.-Chicago	5	4
225	H	Buffalo	6	1
225	H	Buffalo	7	11
225	H	Buffalo	2	3
233	A	Bradley	8	3
233	H	Bradley	6	3
247	H	Ohio	7	9
247	H	Ohio	9	20
247	H	Ohio	7	6
264	A	Valparaiso	7	10
271	H	Western Mich.	7	5
271	H	Western Mich.	5	2
271	H	Western Mich.	6	3

N  
o  
r  
t  
h  
e  
r  
n  
I  
l  
l  
.

N  
o  
r  
t  
h  
e  
r  
n  
I  
l  
l  
.

Average RPI Win: 140		WON-LOST RECORD		WINNING PCT. RANK		LAST 15 GAMES		STRENGTH OF SCHEDULE		OPP. STRENGTH OF SCHEDULE		TEAM RPI		ADJ RPI		CONF. RPI		ADJ CONF. RPI	
DIV. I ONLY		23-32-0		.41818 212		6-8-0		135		166		183		.48255 182		13		13	
DIV. I NON-CONF.		10-18-0		.35714 228		1-0-0		191		206		229		.45157 230		13		13	
TOTALS		RPI 1-25		RPI 26-50		W-L RECORDS		RPI 51-100		RPI 101-150		RPI 150+							
23-32-0		1-0-0		0-0-0		OVERALL		5-5-0		7-13-0		10-14-0							
7-6-0		0-0-0		0-0-0		HOME		3-1-0		4-5-0		0-0-0							
10-15-0		0-0-0		0-0-0		AWAY		1-3-0		3-5-0		6-7-0							
6-11-0		1-0-0		0-0-0		NEUTRAL		1-1-0		0-3-0		4-7-0							
10-18-0		1-0-0		0-0-0		NON-CONFERENCE		2-2-0		1-5-0		6-11-0							
1-0-0		0-0-0		0-0-0		HOME		1-0-0		0-0-0		0-0-0							
3-9-0		0-0-0		0-0-		AWAY		0-1-0		1-3-0		2-5-0							
6-9-0		1-0-0		0-0-0		NEUTRAL		1-1-0		0-2-0		4-6-0							
13-14-0		0-0-0		0-0-0		CONFERENCE		3-3-0		6-8-0		4-3-0							
6-6-0		0-0-0		0-0-0		HOME		2-1-0		4-5-0		0-0-0							
7-6-0		0-0-0		0-0-0		AWAY		1-2-0		2-2-0		4-2-0							
0-2-0		0-0-0		0-0-0		NEUTRAL		0-0-0		0-1-0		0-1-0							
RPI S	Opponent	Score		RPI S	Opponent	Score		RPI S	Opponent	Score		RPI S	Opponent	Score					
23 N	Connecticut	6	5					52 N	Rutgers	7	5	101 H	Ohio St.	6	11				
								70 A	Michigan	3	4	101 H	Ohio St.	8	2				
								70 A	Michigan	14	15	101 H	Ohio St.	1	11				
								70 A	Michigan	10	8	103 H	Indiana	0	1				
								80 H	Michigan St.	8	6	103 H	Indiana	11	4				
								80 H	Michigan St.	2	1	103 H	Indiana	9	11				
								80 H	Michigan St.	1	2	103 N	Indiana	0	5				
								85 H	Illinois St.	3	1	114 A	Minnesota	4	8				
								97 N	Oklahoma St.	5	7	114 H	Minnesota	6	5				
								98 A	Winthrop	4	8	114 H	Minnesota	8	3				
												114 H	Minnesota	7	8				
												133 N	Marist	2	10				
												145 N	Dartmouth	1	5				
												149 A	Illinois	11	4				
												149 A	Illinois	3	4				
												149 A	Illinois	7	5				
												150 A	UNLV	20	6				
												150 A	UNLV	3	4				
												150 A	UNLV	4	12				
												150 A	UNLV	8	12				
												154 A	Purdue	1	2				
												154 A	Purdue	6	3				
												154 A	Purdue	7	5				
												154 N	Purdue	1	11				
												155 N	George Mason	1	15				
												155 N	George Mason	2	25				
												162 A	Stetson	5	11				
LAST 15 GAMES				154 N	Purdue	1	11	70 A	Michigan	3	4	154 A	Purdue	7	5				
				103 N	Indiana	0	5	103 H	Indiana	0	1	154 N	Purdue	1	11				
				80 H	Michigan St.	8	6	103 H	Indiana	11	4	155 N	George Mason	1	15				
				80 H	Michigan St.	1	2					155 N	George Mason	2	25				
				80 H	Michigan St.	2	1					162 A	Stetson	5	11				

Non-Div. I Games: Chicago 14 5

Northwestern

Northwestern

70	A	Michigan	14	15
70	A	Michigan	10	8

Through Games Of Sunday, May 30, 2010

RPI	S	Opponent	Score	
162	A	Stetson	4	5
162	A	Stetson	5	10
162	A	Stetson	9	7
164	A	Penn St.	3	2
164	A	Penn St.	11	5
164	A	Penn St.	5	6
167	N	Seton Hall	0	3
183	N	Cornell	3	4
183	N	Cornell	7	8
189	N	Loyola Marymount	3	0
201	N	Northern Ill.	6	3
211	A	Milwaukee	4	1
211	A	Milwaukee	0	9
212	N	Bucknell	3	4
219	A	Ill.-Chicago	1	6
264	N	Valparaiso	10	8
292	N	UMBC	9	5

Northwestern

N  
o  
r  
t  
h  
w  
e  
s  
t  
e  
r  
n

N  
o  
r  
t  
h  
w  
e  
s  
t  
e  
r  
n

Average RPI Win: 160		WON-LOST	WINNING	LAST 15	STRENGTH OF		OPP. STRENGTH	TEAM	ADJ		CONF.	ADJ CONF.
Average RPI Loss: 90		RECORD	PCT. RANK	GAMES	SCHEDULE		OF SCHEDULE	RPI	RPI		RPI	RPI
DIV. I ONLY		36-21-0	.63158	52	118		115	68	.54664		63	12
DIV. I NON-CONF.		14-9-0	.6087	91	104		118	76	.5431		72	12
TOTALS		RPI 1-25	RPI 26-50		W-L RECORDS		RPI 51-100		RPI 101-150		RPI 150+	
36-21-0		1-2-0	0-3-0		OVERALL		6-7-0		7-6-0		22-3-0	
21-6-0		0-0-0	0-1-0		HOME		0-0-0		7-5-0		14-0-0	
15-12-0		1-1-0	0-2-0		AWAY		6-6-0		0-0-0		8-3-0	
0-3-0		0-1-0	0-0-0		NEUTRAL		0-1-0		0-1-0		0-0-0	
14-9-0		1-2-0	0-3-0		NON-CONFERENCE		1-3-0		0-0-0		12-1-0	
8-1-0		0-0-0	0-1-0		HOME		0-0-0		0-0-0		8-0-0	
6-7-0		1-1-0	0-0-		AWAY		1-3-0		0-0-0		4-1-0	
0-1-0		0-1-0	0-0-0		NEUTRAL		0-0-0		0-0-0		0-0-0	
22-12-0		0-0-0	0-0-0		CONFERENCE		5-4-0		7-6-0		10-2-0	
13-5-0		0-0-0	0-0-0		HOME		0-0-0		7-5-0		6-0-0	
9-5-0		0-0-0	0-0-0		AWAY		5-3-0		0-0-0		4-2-0	
0-2-0		0-0-0	0-0-0		NEUTRAL		0-1-0		0-1-0		0-0-0	
RPI S	Opponent	Score	RPI S	Opponent	Score	RPI S	Opponent	Score	RPI S	Opponent	Score	
20 A	Texas A&M	4 2	35 A	Baylor	3 15	51 A	Texas St.	3 7	115 H	Lamar	3 7	
22 A	LSU	6 8	43 A	La.-Lafayette	1 8	51 A	Texas St.	8 0	115 H	Lamar	6 9	
22 N	LSU	3 14	43 H	La.-Lafayette	3 4	51 A	Texas St.	3 5	115 H	Lamar	10 4	
						53 A	Southeastern La.	10 7	115 N	Lamar	3 4	
						53 A	Southeastern La.	8 5	120 H	McNeese St.	9 2	
						53 A	Southeastern La.	8 4	120 H	McNeese St.	16 6	
						53 N	Southeastern La.	4 10	120 H	McNeese St.	7 10	
						62 A	Southern Miss.	0 11	126 H	Texas-Arlington	11 5	
						62 A	Southern Miss.	3 7	126 H	Texas-Arlington	1 3	
						62 A	Southern Miss.	7 5	126 H	Texas-Arlington	3 10	
						73 A	Mississippi St.	5 8	142 H	UTSA	6 5	
						91 A	Stephen F. Austin	9 10	142 H	UTSA	10 0	
						91 A	Stephen F. Austin	4 2	142 H	UTSA	12 2	
									151 A	Nicholls St.	5 0	
									151 A	Nicholls St.	12 3	
									151 A	Nicholls St.	4 7	
									163 H	Murray St.	11 0	
									163 H	Murray St.	3 2	
									163 H	Murray St.	13 3	
									179 A	Creighton	8 7	
									194 A	Centenary (LA)	1 2	
									194 H	Centenary (LA)	11 2	
						53 N	Southeastern La.	4 10	196 A	La.-Monroe	10 6	
						115 N	Lamar	3 4	196 H	La.-Monroe	8 6	
						53 A	Southeastern La.	10 7	196 H	La.-Monroe	12 4	
						53 A	Southeastern La.	8 4	199 H	Sam Houston St.	5 4	
						53 A	Southeastern La.	8 5	199 H	Sam Houston St.	14 0	

Non-Div. I Games:

Northwestern St.

Northwestern St.

Through Games Of Sunday, May 30, 2010

196	A	La.-Monroe	10	6
203	H	A&M-Corpus Christi	13	2

RPI	S	Opponent	Score	
199	H	Sam Houston St.	10	3
203	H	A&M-Corpus Christi	13	2
203	H	A&M-Corpus Christi	11	1
203	H	A&M-Corpus Christi	7	1
214	A	Central Ark.	4	5
214	A	Central Ark.	11	4
214	A	Central Ark.	4	3
260	A	Jackson St.	17	5
272	A	Grambling	5	3
272	H	Grambling	16	2
276	H	Alcorn St.	16	1

Northwestern St.

N  
o  
r  
t  
h  
w  
e  
s  
t  
e  
r  
n  
S  
t  
.

N  
o  
r  
t  
h  
w  
e  
s  
t  
e  
r  
n  
S  
t  
.



143	A	Villanova	5	12
107	H	Central Mich.	2	12

RPI	S	Opponent	Score	
233	N	Bradley	10	6
255	H	Oakland	13	6
264	N	Valparaiso	8	1
268	A	Tex.-Pan American	7	9
268	A	Tex.-Pan American	4	10
287	A	Mississippi Val.	12	4
287	N	Mississippi Val.	19	3
287	N	Mississippi Val.	8	3
298	H	Chicago St.	6	4

Notre Dame

N  
o  
t  
r  
e  
D  
a  
m  
e

N  
o  
t  
r  
e  
D  
a  
m  
e



Average RPI Win: 220		WON-LOST RECORD	WINNING PCT. RANK	LAST 15 GAMES	STRENGTH OF SCHEDULE	OPP. STRENGTH OF SCHEDULE	TEAM RPI	ADJ RPI	CONF. RPI	ADJ CONF. RPI							
Average RPI Loss: 163																	
DIV. I ONLY		19-34-0	.35849	242	7-8-0	231	237	257	.43542	255	26	25					
DIV. I NON-CONF.		5-18-0	.21739	274	0-1-0	161	136	261	.42556	261	25	24					
<hr/>																	
TOTALS		RPI 1-25		RPI 26-50		W-L RECORDS		RPI 51-100		RPI 101-150		RPI 150+					
19-34-0		0-0-0		0-3-0		OVERALL		0-4-0		3-7-0		16-20-0					
10-9-0		0-0-0		0-0-0		HOME		0-0-0		2-0-0		8-9-0					
8-23-0		0-0-0		0-3-0		AWAY		0-4-0		1-7-0		7-9-0					
1-2-0		0-0-0		0-0-0		NEUTRAL		0-0-0		0-0-0		1-2-0					
5-18-0		0-0-0		0-3-0		NON-CONFERENCE		0-4-0		3-3-0		2-8-0					
2-2-0		0-0-0		0-0-0		HOME		0-0-0		2-0-0		0-2-0					
3-16-0		0-0-0		0-0-		AWAY		0-4-0		1-3-0		2-6-0					
0-0-0		0-0-0		0-0-0		NEUTRAL		0-0-0		0-0-0		0-0-0					
14-16-0		0-0-0		0-0-0		CONFERENCE		0-0-0		0-4-0		14-12-0					
8-7-0		0-0-0		0-0-0		HOME		0-0-0		0-0-0		8-7-0					
5-7-0		0-0-0		0-0-0		AWAY		0-0-0		0-4-0		5-3-0					
1-2-0		0-0-0		0-0-0		NEUTRAL		0-0-0		0-0-0		1-2-0					
RPI	S	Opponent	Score	RPI	S	Opponent	Score	RPI	S	Opponent	Score						
				27	A	Mississippi	1 9	80	A	Michigan St.	0 8	104	A	Memphis	1 7		
				27	A	Mississippi	3 9	80	A	Michigan St.	3 10	104	A	Memphis	6 4		
				27	A	Mississippi	2 10	80	A	Michigan St.	2 11	104	A	Memphis	6 16		
								80	A	Michigan St.	2 4	107	H	Central Mich.	10 9		
												123	A	Oral Roberts	6 12		
												123	A	Oral Roberts	0 10		
												123	A	Oral Roberts	2 4		
												123	A	Oral Roberts	2 5		
												135	A	Toledo	4 20		
												135	H	Toledo	5 3		
												160	H	South Dakota St.	2 13		
												160	H	South Dakota St.	3 1		
												160	H	South Dakota St.	7 5		
												160	H	South Dakota St.	3 13		
												160	N	South Dakota St.	5 6		
												160	N	South Dakota St.	6 20		
												176	A	Wright St.	5 12		
												177	A	Xavier	2 3		
												177	A	Xavier	2 1		
												177	A	Xavier	5 6		
												187	A	Eastern Mich.	1 17		
												187	H	Eastern Mich.	1 11		
												191	A	Notre Dame	6 13		
												194	H	Centenary (LA)	10 5		
												194	H	Centenary (LA)	1 4		
												194	H	Centenary (LA)	5 8		
												194	N	Centenary (LA)	7 2		
<hr/>																	
Non-Div. I Games:		Concordia (MI)		9	7	Olivet		19	10	Olivet		5	4	Concordia (MI)		12	4
													Oakland				

Oakland

259	H	Southern Utah	10	7
259	H	Southern Utah	13	12

Through Games Of Sunday, May 30, 2010

RPI	S	Opponent	Score	
242	A	Dayton	6	5
259	H	Southern Utah	11	4
259	H	Southern Utah	4	0
259	H	Southern Utah	10	7
259	H	Southern Utah	13	12
271	A	Western Mich.	4	5
271	H	Western Mich.	8	9
274	H	IPFW	3	14
274	H	IPFW	7	1
274	H	IPFW	3	7
274	H	IPFW	2	6
275	A	North Dakota St.	8	7
275	A	North Dakota St.	4	5
275	A	North Dakota St.	3	7
275	A	North Dakota St.	1	5
282	A	Western Ill.	7	4
282	A	Western Ill.	10	7
282	A	Western Ill.	11	6
282	A	Western Ill.	4	1

Oakland

O  
a  
k  
l  
a  
n  
d

O  
a  
k  
l  
a  
n  
d

Average RPI Win:		216	WON-LOST RECORD		WINNING PCT. RANK		LAST 15 GAMES		STRENGTH OF SCHEDULE		OPP. STRENGTH OF SCHEDULE		TEAM RPI		ADJ RPI		CONF. RPI		ADJ CONF. RPI				
DIV. I ONLY			19-35-0		.35185	248	8-7-0		220		188		247		.44173	247	20		20				
DIV. I NON-CONF.			6-19-0		.24	265	1-1-0		221		189		273		.41458	268	20		20				
TOTALS		RPI 1-25		RPI 26-50			W-L RECORDS			RPI 51-100			RPI 101-150			RPI 150+							
19-35-0		0-3-0		0-1-0			OVERALL			0-3-0			4-13-0			15-15-0							
9-9-0		0-0-0		0-0-0			HOME			0-0-0			2-5-0			7-4-0							
8-23-0		0-3-0		0-1-0			AWAY			0-3-0			1-6-0			7-10-0							
2-3-0		0-0-0		0-0-0			NEUTRAL			0-0-0			1-2-0			1-1-0							
6-19-0		0-3-0		0-1-0			NON-CONFERENCE			0-3-0			2-1-0			4-11-0							
2-4-0		0-0-0		0-0-0			HOME			0-0-0			1-0-0			1-4-0							
2-14-0		0-3-0		0-0-			AWAY			0-3-0			0-1-0			2-6-0							
2-1-0		0-0-0		0-0-0			NEUTRAL			0-0-0			1-0-0			1-1-0							
13-16-0		0-0-0		0-0-0			CONFERENCE			0-0-0			2-12-0			11-4-0							
7-5-0		0-0-0		0-0-0			HOME			0-0-0			1-5-0			6-0-0							
6-9-0		0-0-0		0-0-0			AWAY			0-0-0			1-5-0			5-4-0							
0-2-0		0-0-0		0-0-0			NEUTRAL			0-0-0			0-2-0			0-0-0							
RPI	S	Opponent		Score		RPI	S	Opponent		Score		RPI	S	Opponent		Score		RPI	S	Opponent		Score	
13	A	Vanderbilt		3	14	41	A	Elon		4	11	67	A	Middle Tenn.		6	11	107	A	Central Mich.		2	4
13	A	Vanderbilt		1	5							67	A	Middle Tenn.		6	14	107	A	Central Mich.		8	15
13	A	Vanderbilt		4	7							67	A	Middle Tenn.		4	5	107	A	Central Mich.		2	7
																		107	N	Central Mich.		9	13
																		112	A	Marshall		4	10
																		112	H	Marshall		15	5
																		116	A	Kent St.		4	5
																		116	A	Kent St.		6	15
																		116	A	Kent St.		11	3
																		117	H	Ball St.		1	10
																		117	H	Ball St.		4	2
																		117	H	Ball St.		0	4
																		117	N	Ball St.		10	13
																		122	H	Bowling Green		5	21
																		122	H	Bowling Green		2	8
																		122	H	Bowling Green		5	12
																		136	N	Cincinnati		2	1
																		153	A	Miami (OH)		9	16
																		153	A	Miami (OH)		3	7
																		153	A	Miami (OH)		1	8
																		154	H	Purdue		2	6
																		154	H	Purdue		8	9
																		154	H	Purdue		4	7
																		172	A	Eastern Ky.		10	11
																		176	A	Wright St.		4	12
																		197	N	Towson		13	6
																		201	A	Northern Ill.		20	9
LAST 15 GAMES																							
117 N Ball St.						10	13	245 A Akron						6	1	154 H Purdue						4	7
107 N Central Mich.						9	13	225 H Buffalo						12	5	172 A Eastern Ky.						10	11
153 A Miami (OH)						9	16	225 H Buffalo						17	5	176 A Wright St.						4	12
153 A Miami (OH)						3	7									197 N Towson						13	6
153 A Miami (OH)						1	8									201 A Northern Ill.						20	9

Non-Div. I Games:	West Virginia St.	11	3
-------------------	-------------------	----	---

Ohio

245	A	Akron	13	10
245	A	Akron	5	3

RPI	S	Opponent	Score	
201	A	Northern Ill.	6	7
201	A	Northern Ill.	9	7
225	H	Buffalo	5	1
225	H	Buffalo	12	5
225	H	Buffalo	17	5
236	N	N.C. A&T	2	6
239	A	Furman	8	13
239	A	Furman	7	10
239	A	Furman	9	11
242	A	Dayton	6	3
245	A	Akron	13	10
245	A	Akron	5	3
245	A	Akron	6	1
266	A	Duquesne	7	12
266	H	Duquesne	4	2
271	H	Western Mich.	25	3
271	H	Western Mich.	15	3
271	H	Western Mich.	11	5
288	A	Cleveland St.	2	1
288	H	Cleveland St.	10	12

Average RPI Win: 154		WON-LOST	WINNING	LAST 15	STRENGTH OF		OPP. STRENGTH	TEAM	ADJ	CONF.	ADJ CONF.
Average RPI Loss: 115		RECORD	PCT. RANK	GAMES	SCHEDULE		OF SCHEDULE	RPI	RPI	RPI	RPI
DIV. I ONLY		28-21-0	.57143	97	5-10-0		137	140	91	.52008	101
DIV. I NON-CONF.		17-8-0	.68	57	1-2-0		139	184	63	.54431	69
TOTALS		RPI 1-25	RPI 26-50		W-L RECORDS		RPI 51-100		RPI 101-150		RPI 150+
28-21-0		0-3-0	1-0-0		OVERALL		4-4-0		10-9-0		13-5-0
9-10-0		0-2-0	0-0-0		HOME		0-0-0		7-5-0		2-3-0
8-7-0		0-0-0	1-0-0		AWAY		3-4-0		2-2-0		2-1-0
11-4-0		0-1-0	0-0-0		NEUTRAL		1-0-0		1-2-0		9-1-0
17-8-0		0-3-0	1-0-0		NON-CONFERENCE		1-1-0		5-2-0		10-2-0
4-3-0		0-2-0	0-0-0		HOME		0-0-0		3-0-0		1-1-0
2-1-0		0-0-0	1-0-		AWAY		0-1-0		1-0-0		0-0-0
11-4-0		0-1-0	0-0-0		NEUTRAL		1-0-0		1-2-0		9-1-0
11-13-0		0-0-0	0-0-0		CONFERENCE		3-3-0		5-7-0		3-3-0
5-7-0		0-0-0	0-0-0		HOME		0-0-0		4-5-0		1-2-0
6-6-0		0-0-0	0-0-0		AWAY		3-3-0		1-2-0		2-1-0
0-0-0		0-0-0	0-0-0		NEUTRAL		0-0-0		0-0-0		0-0-0
RPI S	Opponent	Score	RPI S	Opponent	Score	RPI S	Opponent	Score	RPI S	Opponent	Score
7 H	Louisville	0 6	47 A	Tennessee	2 0	70 A	Michigan	1 4	103 H	Indiana	4 6
7 H	Louisville	8 10				70 A	Michigan	5 6	103 H	Indiana	7 1
23 N	Connecticut	4 5				70 A	Michigan	3 2	103 H	Indiana	10 8
						80 A	Michigan St.	7 14	109 A	Iowa	11 6
						80 A	Michigan St.	10 1	109 A	Iowa	3 4
						80 A	Michigan St.	4 3	109 A	Iowa	5 7
						93 N	South Fla.	4 2	112 H	Marshall	7 4
						99 A	Bethune-Cookman	3 5	112 N	Marshall	1 17
									113 A	North Florida	4 2
									114 H	Minnesota	2 16
									114 H	Minnesota	3 4
									114 H	Minnesota	9 6
									117 H	Ball St.	8 4
									135 H	Toledo	4 3
									136 N	Cincinnati	4 12
									145 N	Dartmouth	7 6
									149 H	Illinois	3 6
									149 H	Illinois	8 4
									149 H	Illinois	2 5
									156 N	Army	12 2
									164 H	Penn St.	3 1
									164 H	Penn St.	6 14
									164 H	Penn St.	10 18
									177 H	Xavier	12 7
									182 A	Northwestern	11 6
									182 A	Northwestern	2 8
									182 A	Northwestern	11 1

Non-Div. I Games: Webber Int'l 0 9 Rollins 1 3

Ohio St.

Ohio St.

109	A	Iowa	5	7
117	H	Ball St.	8	4

Through Games Of Sunday, May 30, 2010

RPI	S	Opponent	Score	
191	N	Notre Dame	10	2
206	N	St. Louis	9	10
206	N	St. Louis	15	9
209	N	Richmond	20	9
212	N	Bucknell	9	7
229	N	Eastern Ill.	7	6
245	H	Akron	7	10
266	N	Duquesne	9	8
283	N	Fairleigh Dickinson	15	8
296	N	Florida A&M	16	1

Ohio St.

O  
h  
i  
o  
s  
t  
.

O  
h  
i  
o  
s  
t  
.

Average RPI Win:		103	WON-LOST RECORD		WINNING PCT. RANK		LAST 15 GAMES		STRENGTH OF SCHEDULE		OPP. STRENGTH OF SCHEDULE		TEAM RPI		ADJ RPI		CONF. RPI		ADJ CONF. RPI						
Average RPI Loss:		45																							
DIV. I ONLY			44-15-0		.74576		10		11-4-0		53		42		16		.59527		18		4		4		
DIV. I NON-CONF.			27-3-0		.9		4		6-3-0		141		106		14		.60661		13		4		4		
TOTALS		RPI 1-25		RPI 26-50		W-L RECORDS		RPI 51-100		RPI 101-150		RPI 150+													
44-15-0		10-8-0		4-2-0		OVERALL		19-6-0		7-2-0		10-0-0													
22-6-0		4-3-0		3-1-0		HOME		5-1-0		6-1-0		7-0-0													
15-6-0		5-2-0		0-0-0		AWAY		10-4-0		1-1-0		1-0-0													
8-5-0		1-3-0		1-1-0		NEUTRAL		4-1-0		0-0-0		2-0-0													
27-3-0		8-4-0		0-0-0		NON-CONFERENCE		8-0-0		7-2-0		10-0-0													
20-1-0		4-0-0		0-0-0		HOME		3-0-0		6-1-0		7-0-0													
9-2-0		3-1-0		0-0-		AWAY		4-0-0		1-1-0		1-0-0													
4-3-0		1-3-0		0-0-0		NEUTRAL		1-0-0		0-0-0		2-0-0													
17-12-0		2-4-0		4-2-0		CONFERENCE		11-6-0		0-0-0		0-0-0													
5-5-0		0-3-0		3-1-0		HOME		2-1-0		0-0-0		0-0-0													
8-5-0		2-1-0		0-0-0		AWAY		6-4-0		0-0-0		0-0-0													
4-2-0		0-0-0		1-1-0		NEUTRAL		3-1-0		0-0-0		0-0-0													
RPI	S	Opponent		Score		RPI	S	Opponent		Score		RPI	S	Opponent		Score									
3	A	Virginia		11 0		35	H	Baylor		7 6		59	A	Kansas		8 7		104	H	Memphis		3 4			
3	A	Virginia		2 3		35	N	Baylor		3 8		59	A	Kansas		14 4		104	H	Memphis		9 2			
3	A	Virginia		10 7		39	H	Kansas St.		15 11		59	A	Kansas		9 6		104	H	Memphis		14 6			
5	H	Texas		0 5		39	H	Kansas St.		14 3		59	N	Kansas		3 2		106	A	Jacksonville		3 4			
5	H	Texas		0 2		39	H	Kansas St.		9 14		60	A	Texas Tech		3 7		123	H	Oral Roberts		7 6			
5	H	Texas		3 9		39	N	Kansas St.		13 2		60	A	Texas Tech		3 8		126	H	Texas-Arlington		4 3			
6	N	UCLA		2 5								60	A	Texas Tech		12 1		134	A	Dallas Baptist		8 4			
9	H	Arkansas		5 2								64	A	Nebraska		10 2		134	H	Dallas Baptist		14 0			
15	A	TCU		4 2								64	A	Nebraska		4 1		141	H	UALR		14 5			
15	H	TCU		8 3								64	A	Nebraska		0 10		203	A	A&M-Corpus Christi		11 2			
17	N	South Carolina		2 3								73	N	Mississippi St.		16 5		208	H	Massachusetts		4 2			
17	N	South Carolina		4 3								74	H	Missouri		6 4		208	H	Massachusetts		8 4			
19	N	Clemson		4 6								74	H	Missouri		10 4		209	N	Richmond		11 3			
20	A	Texas A&M		10 2								74	H	Missouri		11 12		243	H	Houston Baptist		9 1			
20	A	Texas A&M		6 5								91	H	Stephen F. Austin		5 4		254	H	Texas Southern		13 1			
20	A	Texas A&M		2 6								93	H	South Fla.		4 3		264	N	Valparaiso		12 9			
21	H	North Carolina		7 6								93	H	South Fla.		5 4		282	H	Western Ill.		12 1			
21	H	North Carolina		3 2								97	A	Oklahoma St.		6 7		290	H	Ark.-Pine Bluff		26 3			
												97	N	Oklahoma St.		7 6		290	H	Ark.-Pine Bluff		16 1			
												97	N	Oklahoma St.		3 4									
						LAST 15 GAMES																			
						17 N South Carolina						2 3													
						19 N Clemson						4 6													
						17 N South Carolina						4 3													
						3 A Virginia						11 0													
						3 A Virginia						10 7													

Non-Div. I Games:

Oklahoma

[illegible]



Average RPI Win: 142		WON-LOST	WINNING	LAST 15	STRENGTH OF		OPP. STRENGTH	TEAM	ADJ	CONF.	ADJ CONF.
Average RPI Loss: 58		RECORD	PCT. RANK	GAMES	SCHEDULE		OF SCHEDULE	RPI	RPI	RPI	RPI
DIV. I ONLY		26-26-0	.5	148	5-10-0		88	46	90	.52152	97
DIV. I NON-CONF.		17-7-0	.70833	46	2-1-0		261	197	106	.51647	110
TOTALS		RPI 1-25	RPI 26-50		W-L RECORDS		RPI 51-100		RPI 101-150		RPI 150+
26-26-0		2-9-0	2-7-0		OVERALL		8-7-0		2-0-0		12-3-0
20-10-0		1-3-0	2-1-0		HOME		5-5-0		1-0-0		11-1-0
4-12-0		0-3-0	0-6-0		AWAY		3-2-0		1-0-0		0-1-0
2-4-0		1-3-0	0-0-0		NEUTRAL		0-0-0		0-0-0		1-1-0
17-7-0		0-1-0	2-1-0		NON-CONFERENCE		1-2-0		2-0-0		12-3-0
14-3-0		0-0-0	2-1-0		HOME		0-1-0		1-0-0		11-1-0
2-2-0		0-0-0	0-0-0		AWAY		1-1-0		1-0-0		0-1-0
1-2-0		0-1-0	0-0-0		NEUTRAL		0-0-0		0-0-0		1-1-0
9-19-0		2-8-0	0-6-0		CONFERENCE		7-5-0		0-0-0		0-0-0
6-7-0		1-3-0	0-0-0		HOME		5-4-0		0-0-0		0-0-0
2-10-0		0-3-0	0-6-0		AWAY		2-1-0		0-0-0		0-0-0
1-2-0		1-2-0	0-0-0		NEUTRAL		0-0-0		0-0-0		0-0-0
RPI S	Opponent	Score	RPI S	Opponent	Score	RPI S	Opponent	Score	RPI S	Opponent	Score
5 A	Texas	1 14	30 H	Rice	12 5	56 A	Wichita St.	7 13	114 A	Minnesota	16 9
5 A	Texas	0 5	35 A	Baylor	7 12	56 H	Wichita St.	6 9	126 H	Texas-Arlington	10 1
5 A	Texas	3 9	35 A	Baylor	1 4	59 H	Kansas	3 17	176 H	Wright St.	8 7
13 N	Vanderbilt	6 7	35 A	Baylor	5 6	59 H	Kansas	8 7	182 N	Northwestern	7 5
18 H	Oklahoma	7 6	39 A	Kansas St.	3 9	59 H	Kansas	5 4	186 A	Missouri St.	5 7
18 N	Oklahoma	6 7	39 A	Kansas St.	3 13	60 H	Texas Tech	4 5	186 H	Missouri St.	8 2
18 N	Oklahoma	0 6	39 A	Kansas St.	11 14	60 H	Texas Tech	13 3	189 N	Loyola Marymount	0 3
18 N	Oklahoma	4 3	44 H	Fla. Gulf Coast	5 3	60 H	Texas Tech	3 5	208 H	Massachusetts	11 0
20 H	Texas A&M	3 5	44 H	Fla. Gulf Coast	7 10	64 H	Nebraska	2 9	208 H	Massachusetts	20 1
20 H	Texas A&M	0 7				64 H	Nebraska	8 2	208 H	Massachusetts	10 1
20 H	Texas A&M	1 6				64 H	Nebraska	11 9	208 H	Massachusetts	5 3
						65 A	Southern California	6 4	282 H	Western Ill.	19 7
						74 A	Missouri	2 9	282 H	Western Ill.	6 3
						74 A	Missouri	10 7	290 H	Ark.-Pine Bluff	14 3
						74 A	Missouri	4 3	301 H	Alabama A&M	5 6
									301 H	Alabama A&M	26 0
									301 H	Alabama A&M	4 0
LAST 15 GAMES											
			35 A	Baylor	1 4	30 H	Rice	12 5			
			35 A	Baylor	7 12	18 N	Oklahoma	0 6			
			35 A	Baylor	5 6	18 N	Oklahoma	4 3			
			290 H	Ark.-Pine Bluff	14 3						
			20 H	Texas A&M	1 6						

Non-Div. I Games:

St. Gregory's

9 4

Okla. Wesleyan

17 1

Okla. Christian

10 2

Oklahoma St.

20 H Texas A&M	3	5
20 H Texas A&M	0	7

O  
k  
l  
a  
h  
o  
m  
a  
s  
t  
.

O  
k  
l  
a  
h  
o  
m  
a  
s  
t  
.

Average RPI Win: 205		WON-LOST	WINNING	LAST 15	STRENGTH OF		OPP. STRENGTH	TEAM	ADJ	CONF.	ADJ CONF.				
Average RPI Loss: 157		RECORD	PCT. RANK	GAMES	SCHEDULE		OF SCHEDULE	RPI	RPI	RPI	RPI				
DIV. I ONLY		24-30-0	.44444	196	8-7-0		228	198	223	.46263	221	18	18		
DIV. I NON-CONF.		13-17-0	.43333	188	1-1-0		248	227	224	.45438	223	18	18		
TOTALS		RPI 1-25	RPI 26-50		W-L RECORDS		RPI 51-100		RPI 101-150		RPI 150+				
24-30-0		0-0-0	1-3-0		OVERALL		2-5-0		0-0-0		21-22-0				
17-15-0		0-0-0	0-1-0		HOME		2-4-0		0-0-0		15-10-0				
7-15-0		0-0-0	1-2-0		AWAY		0-1-0		0-0-0		6-12-0				
0-0-0		0-0-0	0-0-0		NEUTRAL		0-0-0		0-0-0		0-0-0				
13-17-0		0-0-0	1-3-0		NON-CONFERENCE		1-3-0		0-0-0		11-11-0				
12-8-0		0-0-0	0-1-0		HOME		1-2-0		0-0-0		11-5-0				
1-9-0		0-0-0	1-0-		AWAY		0-1-0		0-0-0		0-6-0				
0-0-0		0-0-0	0-0-0		NEUTRAL		0-0-0		0-0-0		0-0-0				
11-13-0		0-0-0	0-0-0		CONFERENCE		1-2-0		0-0-0		10-11-0				
5-7-0		0-0-0	0-0-0		HOME		1-2-0		0-0-0		4-5-0				
6-6-0		0-0-0	0-0-0		AWAY		0-0-0		0-0-0		6-6-0				
0-0-0		0-0-0	0-0-0		NEUTRAL		0-0-0		0-0-0		0-0-0				
RPI	S	Opponent	Score	RPI	S	Opponent	Score	RPI	S	Opponent	Score	RPI	S	Opponent	Score
				41	A	Elon	9 10	52	H	Rutgers	7 8	155	A	George Mason	7 8
				47	A	North Carolina St.	3 7	52	H	Rutgers	11 14	155	A	George Mason	10 9
				49	A	Liberty	5 3	52	H	Rutgers	3 1	155	A	George Mason	1 0
				49	H	Liberty	9 12	75	H	James Madison	1 4	162	A	Stetson	4 6
								75	H	James Madison	5 7	162	A	Stetson	2 9
								75	H	James Madison	6 1	162	A	Stetson	3 10
								79	A	East Carolina	2 11	165	H	Georgia St.	1 2
												165	H	Georgia St.	10 16
												165	H	Georgia St.	6 1
												166	A	Longwood	4 11
												168	A	Maryland	2 3
												168	H	Maryland	9 14
												170	A	William & Mary	6 11
												170	A	William & Mary	5 9
												170	A	William & Mary	6 7
												193	H	Delaware	11 2
												193	H	Delaware	14 4
												193	H	Delaware	5 8
												197	H	Towson	9 1
												197	H	Towson	5 6
												197	H	Towson	3 4
												209	H	Richmond	3 2
												212	H	Bucknell	9 5
												212	H	Bucknell	4 7
												212	H	Bucknell	4 13
												212	H	Bucknell	7 13
												215	A	Hofstra	15 14
LAST 15 GAMES															
				215	A	Hofstra	9 4	246	A	Northeastern	1 4				
				215	A	Hofstra	15 14	246	A	Northeastern	4 3				
				215	A	Hofstra	14 10	246	A	Northeastern	2 8				
				193	H	Delaware	5 8								
				193	H	Delaware	11 2								

Non-Div. I Games:

Old Dominion

193	H	Delaware	14	4
297	H	Md.-East. Shore	18	0

RPI	S	Opponent	Score	
215	A	Hofstra	9	4
215	A	Hofstra	14	10
234	H	Fordham	8	2
234	H	Fordham	7	5
234	H	Fordham	11	5
246	A	Northeastern	1	4
246	A	Northeastern	4	3
246	A	Northeastern	2	8
262	H	La Salle	1	0
262	H	La Salle	5	4
262	H	La Salle	6	8
278	H	Mt. St. Mary's	6	5
278	H	Mt. St. Mary's	9	8
285	A	Norfolk St.	5	12
285	H	Norfolk St.	20	5
297	H	Md.-East. Shore	18	0

Average RPI Win: 211		WON-LOST	WINNING	LAST 15	STRENGTH OF	OPP. STRENGTH	TEAM	ADJ	CONF.	ADJ CONF.					
Average RPI Loss: 112		RECORD	PCT. RANK	GAMES	SCHEDULE	OF SCHEDULE	RPI	RPI	RPI	RPI					
DIV. I ONLY		35-25-0	.58333	89	9-6-0	186	205	134	.51255	123	26	25			
DIV. I NON-CONF.		13-16-0	.44828	181	1-3-0	52	37	110	.51949	104	25	24			
<hr/>															
TOTALS		RPI 1-25	RPI 26-50		W-L RECORDS		RPI 51-100		RPI 101-150		RPI 150+				
35-25-0		1-7-0	2-6-0		OVERALL		3-1-0		1-1-0		29-12-0				
23-5-0		0-1-0	0-0-0		HOME		2-0-0		0-1-0		21-3-0				
12-20-0		1-5-0	1-6-0		AWAY		1-1-0		1-0-0		8-9-0				
1-1-0		0-1-0	1-0-0		NEUTRAL		0-0-0		0-0-0		0-0-0				
13-16-0		1-7-0	2-6-0		NON-CONFERENCE		3-1-0		1-1-0		7-3-0				
9-4-0		0-1-0	0-0-0		HOME		2-0-0		0-1-0		7-2-0				
4-13-0		1-5-0	1-0-		AWAY		1-1-0		1-0-0		0-1-0				
1-1-0		0-1-0	1-0-0		NEUTRAL		0-0-0		0-0-0		0-0-0				
22-9-0		0-0-0	0-0-0		CONFERENCE		0-0-0		0-0-0		22-9-0				
14-1-0		0-0-0	0-0-0		HOME		0-0-0		0-0-0		14-1-0				
8-8-0		0-0-0	0-0-0		AWAY		0-0-0		0-0-0		8-8-0				
0-0-0		0-0-0	0-0-0		NEUTRAL		0-0-0		0-0-0		0-0-0				
RPI	S	Opponent		Score	RPI	S	Opponent		Score	RPI	S	Opponent		Score	
5	A	Texas		3 2	35	A	Baylor		6 5	56	A	Wichita St.		6 4	
6	A	UCLA		2 12	35	A	Baylor		8 12	56	A	Wichita St.		6 7	
6	A	UCLA		4 20	35	A	Baylor		6 7	56	H	Wichita St.		7 1	
6	A	UCLA		1 9	35	A	Baylor		2 14	56	H	Wichita St.		8 1	
9	A	Arkansas		5 9	37	N	California		9 8						
15	H	TCU		4 6	50	A	FIU		6 7						
18	A	Oklahoma		6 7	50	A	FIU		9 10						
21	N	North Carolina		4 12	50	A	FIU		1 14						
<hr/>															
LAST 15 GAMES															
21 N North Carolina					4 12	275 H North Dakota St.					4 1	259 A Southern Utah			0 11
37 N California					9 8	275 H North Dakota St.					13 3	259 A Southern Utah			9 10
18 A Oklahoma					6 7	275 H North Dakota St.					9 2	259 A Southern Utah			16 9
160 H South Dakota St.					12 2							259 A Southern Utah			14 4
160 H South Dakota St.					21 6							269 H North Dakota			9 7
												269 H North Dakota			5 4

Non-Div. I Games:

Oral Roberts

194 H Centenary (LA)	4	2
275 H North Dakota St.	3	8

RPI	S	Opponent	Score	
269	H	North Dakota	12	4
271	H	Western Mich.	15	5
271	H	Western Mich.	9	2
271	H	Western Mich.	13	2
274	A	IPFW	15	4
274	A	IPFW	7	9
274	A	IPFW	34	10
274	A	IPFW	13	5
275	H	North Dakota St.	9	2
275	H	North Dakota St.	3	8
275	H	North Dakota St.	4	1
275	H	North Dakota St.	13	3
282	H	Western Ill.	13	3
282	H	Western Ill.	11	7
282	H	Western Ill.	14	4
282	H	Western Ill.	9	3

Average RPI Win:		92	WON-LOST RECORD		WINNING PCT. RANK		LAST 15 GAMES		STRENGTH OF SCHEDULE		OPP. STRENGTH OF SCHEDULE		TEAM RPI		ADJ RPI		CONF. RPI		ADJ CONF. RPI										
DIV. I ONLY			38-22-0		.63333		47		9-6-0		38		22		28		.57801		31		1		2						
DIV. I NON-CONF.			23-6-0		.7931		19		6-2-0		116		105		24		.58471		24		2		2						
TOTALS		RPI 1-25		RPI 26-50		W-L RECORDS		RPI 51-100		RPI 101-150		RPI 150+																	
38-22-0		8-11-0		6-4-0		OVERALL		12-7-0		7-1-0		7-1-0																	
20-9-0		2-2-0		4-3-0		HOME		3-3-0		7-0-0		4-1-0																	
18-13-0		6-7-0		2-1-0		AWAY		9-4-0		0-1-0		3-0-0																	
0-2-0		0-2-0		0-0-0		NEUTRAL		0-0-0		0-0-0		0-0-0																	
23-6-0		3-2-0		1-0-0		NON-CONFERENCE		7-4-0		7-1-0		7-1-0																	
12-2-0		0-0-0		1-0-0		HOME		0-1-0		7-0-0		4-1-0																	
13-4-0		3-0-0		0-0-		AWAY		7-3-0		0-1-0		3-0-0																	
0-2-0		0-2-0		0-0-0		NEUTRAL		0-0-0		0-0-0		0-0-0																	
15-16-0		5-9-0		5-4-0		CONFERENCE		5-3-0		0-0-0		0-0-0																	
8-7-0		2-2-0		3-3-0		HOME		3-2-0		0-0-0		0-0-0																	
7-9-0		3-7-0		2-1-0		AWAY		2-1-0		0-0-0		0-0-0																	
0-0-0		0-0-0		0-0-0		NEUTRAL		0-0-0		0-0-0		0-0-0																	
RPI	S	Opponent		Score		RPI	S	Opponent		Score		RPI	S	Opponent		Score		RPI	S	Opponent		Score							
1	H	Arizona St.		0	1	28	H	Washington St.		6	0	65	H	Southern California		12	2	118	H	Nevada		5	0						
1	H	Arizona St.		6	5	28	H	Washington St.		6	1	65	H	Southern California		4	5	118	H	Nevada		5	2						
1	H	Arizona St.		3	7	28	H	Washington St.		2	3	65	H	Southern California		8	4	118	H	Nevada		12	7						
6	A	UCLA		1	5	29	H	San Diego		13	4	68	A	Washington		5	2	118	H	Nevada		16	2						
6	A	UCLA		8	4	36	A	Stanford		1	2	68	A	Washington		5	2	137	H	East Tenn. St.		7	6						
6	A	UCLA		5	4	36	A	Stanford		9	6	68	A	Washington		11	13	137	H	East Tenn. St.		17	7						
11	A	Cal St. Fullerton		7	3	36	A	Stanford		5	2	68	H	Washington		6	2	137	H	East Tenn. St.		5	0						
14	N	Florida St.		3	5	37	H	California		3	4	68	H	Washington		3	5	148	A	Pepperdine		7	11						
14	N	Florida St.		4	6	37	H	California		6	5	76	A	Hawaii		3	0	189	A	Loyola Marymount		12	3						
23	A	Connecticut		4	3	37	H	California		3	13	76	A	Hawaii		2	5	190	A	Gonzaga		7	2						
23	A	Connecticut		5	3							76	A	Hawaii		1	2	190	A	Gonzaga		19	10						
24	A	Arizona		3	9							76	A	Hawaii		3	4	252	H	Seattle		4	0						
24	A	Arizona		4	8							77	A	Fresno St.		5	2	252	H	Seattle		4	6						
24	A	Arizona		9	8							77	A	Fresno St.		8	4	252	H	Seattle		7	3						
25	A	Oregon St.		1	2							77	A	Fresno St.		7	2	252	H	Seattle		5	0						
25	A	Oregon St.		3	4							77	A	Fresno St.		8	3	259	H	Southern Utah		7	1						
25	A	Oregon St.		1	2							87	A	Long Beach St.		6	2												
25	A	Oregon St.		5	6							94	A	Portland		4	2												
25	H	Oregon St.		9	4							94	H	Portland		1	3												
LAST 15 GAMES																													
23	A	Connecticut		4	3	25	A	Oregon St.		1	2	68	A	Washington		5	2												
14	N	Florida St.		3	5	68	A	Washington		5	2																		
14	N	Florida St.		4	6																								
23	A	Connecticut		5	3																								
37	H	California		6	5																								

Non-Div. I Games:

Oregon

37 H California	3	13
37 H California	3	4

O  
r  
e  
g  
o  
n

O  
r  
e  
g  
o  
n



Average RPI Win:		91	WON-LOST RECORD		WINNING PCT. RANK		LAST 15 GAMES		STRENGTH OF SCHEDULE		OPP. STRENGTH OF SCHEDULE		TEAM RPI	ADJ RPI		CONF. RPI	ADJ CONF. RPI						
DIV. I ONLY			31-22-0		.58491		88		8-7-0		4		25		25	.58189		25	1	2			
DIV. I NON-CONF.			18-5-0		.78261		23		2-3-0		39		149		16	.59817		19	2	2			
TOTALS		RPI 1-25		RPI 26-50				W-L RECORDS				RPI 51-100				RPI 101-150				RPI 150+			
31-22-0		4-7-0		8-12-0				OVERALL				12-5-0				1-0-0				7-0-0			
22-11-0		3-3-0		6-5-0				HOME				6-3-0				1-0-0				6-0-0			
7-10-0		1-3-0		1-6-0				AWAY				5-2-0				0-0-0				0-0-0			
3-2-0		0-1-0		1-1-0				NEUTRAL				1-0-0				0-0-0				1-0-0			
18-5-0		0-1-0		3-3-0				NON-CONFERENCE				8-3-0				1-0-0				7-0-0			
13-4-0		0-0-0		2-2-0				HOME				4-2-0				1-0-0				6-0-0			
3-2-0		0-1-0		0-0-				AWAY				3-1-0				0-0-0				0-0-0			
3-1-0		0-0-0		1-1-0				NEUTRAL				1-0-0				0-0-0				1-0-0			
13-17-0		4-6-0		5-9-0				CONFERENCE				4-2-0				0-0-0				0-0-0			
9-7-0		3-3-0		4-3-0				HOME				2-1-0				0-0-0				0-0-0			
4-9-0		1-2-0		1-6-0				AWAY				2-1-0				0-0-0				0-0-0			
0-1-0		0-1-0		0-0-0				NEUTRAL				0-0-0				0-0-0				0-0-0			
RPI	S	Opponent		Score		RPI	S	Opponent		Score		RPI	S	Opponent		Score		RPI	S	Opponent		Score	
1	A	Arizona St.		5	6	28	A	Washington St.		3	2	65	A	Southern California		4	1	138	H	Utah		5	4
1	A	Arizona St.		9	8	28	A	Washington St.		4	12	65	A	Southern California		2	8	161	N	Utah Valley		9	0
1	A	Arizona St.		4	10	28	A	Washington St.		1	5	65	A	Southern California		4	3	204	H	Maine		18	3
1	N	Arizona St.		4	6	29	H	San Diego		1	4	68	H	Washington		2	3	204	H	Maine		7	5
4	A	Florida		2	10	31	A	Oregon		4	9	68	H	Washington		7	3	204	H	Maine		2	1
6	H	UCLA		2	8	31	H	Oregon		2	1	68	H	Washington		8	6	204	H	Maine		12	2
6	H	UCLA		1	3	31	H	Oregon		6	5	71	N	UC Riverside		10	3	252	H	Seattle		12	2
6	H	UCLA		4	1	31	H	Oregon		4	3	76	A	Hawaii		5	0	259	H	Southern Utah		11	1
24	H	Arizona		5	0	31	H	Oregon		2	1	76	A	Hawaii		4	5						
24	H	Arizona		1	3	36	H	Stanford		3	5	76	A	Hawaii		10	6						
24	H	Arizona		6	3	36	H	Stanford		7	10	76	A	Hawaii		7	3						
						36	H	Stanford		6	14	87	H	Long Beach St.		1	7						
						37	A	California		3	9	87	H	Long Beach St.		16	4						
						37	A	California		3	11	87	H	Long Beach St.		4	8						
						37	A	California		4	14	94	H	Portland		9	2						
						38	N	Fla. Atlantic		6	4	94	H	Portland		9	2						
						38	N	Fla. Atlantic		7	11	94	H	Portland		6	5						
						47	H	Tennessee		17	1												
						47	H	Tennessee		2	9												
						47	H	Tennessee		1	0												
LAST 15 GAMES																							
38	N	Fla. Atlantic		7	11	1	A	Arizona St.		9	8												
4	A	Florida		2	10	1	A	Arizona St.		5	6												
38	N	Fla. Atlantic		6	4	1	A	Arizona St.		4	10												
24	H	Arizona		1	3																		
24	H	Arizona		5	0																		

Non-Div. I Games:

Oregon St.

24 H Arizona	6	3
31 H Oregon	2	1

O  
r  
e  
g  
o  
n  
s  
t  
.

O  
r  
e  
g  
o  
n  
s  
t  
.

Average RPI Win: 140		WON-LOST RECORD		WINNING PCT. RANK		LAST 15 GAMES		STRENGTH OF SCHEDULE		OPP. STRENGTH OF SCHEDULE		TEAM RPI		ADJ RPI		CONF. RPI		ADJ CONF. RPI					
DIV. I ONLY		31-23-0		.57407 94		6-9-0		198		67		121		.5116 127		8		8					
DIV. I NON-CONF.		19-11-0		.63333 73		1-2-0		263		65		136		.50383 138		7		7					
TOTALS		RPI 1-25		RPI 26-50		W-L RECORDS		RPI 51-100		RPI 101-150		RPI 150+											
31-23-0		1-2-0		3-3-0		OVERALL		5-4-0		8-7-0		14-7-0											
18-11-0		1-2-0		1-0-0		HOME		4-2-0		6-3-0		6-4-0											
10-11-0		0-0-0		2-3-0		AWAY		1-2-0		2-4-0		5-2-0											
3-1-0		0-0-0		0-0-0		NEUTRAL		0-0-0		0-0-0		3-1-0											
19-11-0		0-0-0		1-2-0		NON-CONFERENCE		2-1-0		5-4-0		11-4-0											
13-4-0		0-0-0		1-0-0		HOME		2-1-0		4-2-0		6-1-0											
3-6-0		0-0-0		0-0-		AWAY		0-0-0		1-2-0		2-2-0											
3-1-0		0-0-0		0-0-0		NEUTRAL		0-0-0		0-0-0		3-1-0											
12-12-0		1-2-0		2-1-0		CONFERENCE		3-3-0		3-3-0		3-3-0											
5-7-0		1-2-0		0-0-0		HOME		2-1-0		2-1-0		0-3-0											
7-5-0		0-0-0		2-1-0		AWAY		1-2-0		1-2-0		3-0-0											
0-0-0		0-0-0		0-0-0		NEUTRAL		0-0-0		0-0-0		0-0-0											
RPI	S	Opponent		Score		RPI	S	Opponent		Score		RPI	S	Opponent		Score							
11	H	Cal St. Fullerton		2	6	36	A	Stanford		6	11	65	H	Southern California		9	15	118	H	Nevada		6	4
11	H	Cal St. Fullerton		18	10	36	H	Stanford		9	4	65	H	Southern California		8	2	118	H	Nevada		3	10
11	H	Cal St. Fullerton		7	11	37	A	California		6	13	65	H	Southern California		6	5	118	H	Nevada		11	6
						45	A	UC Irvine		7	2	71	H	UC Riverside		6	5	121	H	Cal St. Northridge		4	1
						45	A	UC Irvine		7	4	71	H	UC Riverside		7	6	121	H	Cal St. Northridge		12	4
						45	A	UC Irvine		2	4	71	H	UC Riverside		3	5	121	H	Cal St. Northridge		1	8
												87	A	Long Beach St.		2	8	125	A	Cal St. Bakersfield		1	4
												87	A	Long Beach St.		2	1	125	A	Cal St. Bakersfield		6	15
												87	A	Long Beach St.		4	13	125	A	Cal St. Bakersfield		8	5
																		132	H	San Francisco		10	3
																		132	H	San Francisco		3	1
																		132	H	San Francisco		5	6
																		140	A	Cal Poly		8	4
																		140	A	Cal Poly		3	11
																		140	A	Cal Poly		4	8
																		158	A	UC Davis		11	7
																		158	A	UC Davis		7	5
																		158	A	UC Davis		12	1
																		159	H	UC Santa Barbara		1	5
																		159	H	UC Santa Barbara		5	8
																		159	H	UC Santa Barbara		7	9
						LAST 15 GAMES										190	N	Gonzaga		6	1		
						159	H	UC Santa Barbara		5	8	125	A	Cal St. Bakersfield		8	5	191	N	Notre Dame		8	4
						159	H	UC Santa Barbara		1	5	125	A	Cal St. Bakersfield		1	4	191	N	Notre Dame		3	2
						159	H	UC Santa Barbara		7	9	158	A	UC Davis		11	7	205	A	Santa Clara		3	9
						140	A	Cal Poly		3	11							205	H	Santa Clara		12	7
						140	A	Cal Poly		8	4							207	A	San Jose St.		8	7

Non-Div. I Games:

Pacific

140	A	Cal Poly	4	8
125	A	Cal St. Bakersfield	6	15

RPI	S	Opponent	Score	
207	A	San Jose St.	18	10
207	H	San Jose St.	3	2
223	A	Sacramento St.	4	5
223	H	Sacramento St.	5	2
233	N	Bradley	1	10
252	H	Seattle	19	9
252	H	Seattle	9	10
252	H	Seattle	8	1
252	H	Seattle	11	5

Average RPI Win: 233		WON-LOST RECORD	WINNING PCT. RANK	LAST 15 GAMES	STRENGTH OF SCHEDULE	OPP. STRENGTH OF SCHEDULE	TEAM RPI	ADJ RPI	CONF. RPI	ADJ CONF. RPI	
Average RPI Loss: 200											
DIV. I ONLY		21-18-0	.53846 120	8-7-0	270	238	217	.45844 227	22	22	
DIV. I NON-CONF.		11-8-0	.57895 103	2-0-0	281	276	202	.46239 209	21	21	
TOTALS		RPI 1-25	RPI 26-50		W-L RECORDS		RPI 51-100		RPI 101-150		RPI 150+
21-18-0	0-0-0		0-0-0		OVERALL		0-0-0		2-5-0		19-13-0
13-8-0	0-0-0		0-0-0		HOME		0-0-0		0-2-0		13-6-0
6-7-0	0-0-0		0-0-0		AWAY		0-0-0		2-3-0		4-4-0
2-3-0	0-0-0		0-0-0		NEUTRAL		0-0-0		0-0-0		2-3-0
11-8-0	0-0-0		0-0-0		NON-CONFERENCE		0-0-0		0-1-0		11-7-0
8-3-0	0-0-0		0-0-0		HOME		0-0-0		0-0-0		8-3-0
1-2-0	0-0-0		0-0-		AWAY		0-0-0		0-1-0		1-1-0
2-3-0	0-0-0		0-0-0		NEUTRAL		0-0-0		0-0-0		2-3-0
10-10-0	0-0-0		0-0-0		CONFERENCE		0-0-0		2-4-0		8-6-0
5-5-0	0-0-0		0-0-0		HOME		0-0-0		0-2-0		5-3-0
5-5-0	0-0-0		0-0-0		AWAY		0-0-0		2-2-0		3-3-0
0-0-0	0-0-0		0-0-0		NEUTRAL		0-0-0		0-0-0		0-0-0
RPI S	Opponent	Score	RPI S	Opponent	Score	RPI S	Opponent	Score	RPI S	Opponent	Score
									143 A	Villanova	5 17
									145 A	Dartmouth	2 3
									145 A	Dartmouth	9 5
									146 A	Columbia	8 10
									146 A	Columbia	10 2
									146 H	Columbia	2 5
									146 H	Columbia	9 10
									181 N	Georgetown	13 4
									181 N	Georgetown	7 5
									181 N	Georgetown	11 13
									183 H	Cornell	17 2
									183 H	Cornell	12 2
									183 H	Cornell	6 11
									183 H	Cornell	9 10
									193 H	Delaware	8 14
									204 N	Maine	8 17
									204 N	Maine	8 18
									219 H	Lehigh	12 4
									232 A	Harvard	9 10
									232 A	Harvard	9 12
									240 H	Brown	5 11
									240 H	Brown	8 6
									244 H	Yale	12 4
									244 H	Yale	5 2
									251 H	St. Joseph's	16 4
									253 A	Lafayette	14 3
									253 A	Lafayette	8 9
Non-Div. I Games: Rollins			3	10	Rollins	2	3	Penn			

Penn

258	A	Princeton	8	1
258	A	Princeton	13	7

Through Games Of Sunday, May 30, 2010

RPI	S	Opponent	Score	
253	H	Lafayette	4	6
253	H	Lafayette	1	2
258	A	Princeton	8	1
258	A	Princeton	14	3
258	A	Princeton	13	7
258	A	Princeton	7	8
262	H	La Salle	11	7
265	H	Temple	12	6
278	H	Mt. St. Mary's	6	1
278	H	Mt. St. Mary's	2	1
278	H	Mt. St. Mary's	4	2
278	H	Mt. St. Mary's	8	0

Penn

P  
e  
n  
n

P  
e  
n  
n

Average RPI Win: 139		WON-LOST	WINNING	LAST 15	STRENGTH OF		OPP. STRENGTH	TEAM	ADJ		CONF.	ADJ CONF.			
Average RPI Loss: 123		RECORD	PCT. RANK	GAMES	SCHEDULE		OF SCHEDULE	RPI	RPI		RPI	RPI			
DIV. I ONLY		22-30-0	.42308	207	7-8-0		84	164	155		.49266	164			
DIV. I NON-CONF.		13-15-0	.46429	167	0-1-0		75	175	135		.50191	146			
TOTALS		RPI 1-25	RPI 26-50		W-L RECORDS		RPI 51-100		RPI 101-150		RPI 150+				
22-30-0		0-2-0	0-0-0		OVERALL		5-7-0		10-12-0		7-9-0				
13-9-0		0-0-0	0-0-0		HOME		5-2-0		2-2-0		6-5-0				
3-19-0		0-2-0	0-0-0		AWAY		0-5-0		3-9-0		0-3-0				
6-2-0		0-0-0	0-0-0		NEUTRAL		0-0-0		5-1-0		1-1-0				
13-15-0		0-2-0	0-0-0		NON-CONFERENCE		1-5-0		6-4-0		6-4-0				
7-3-0		0-0-0	0-0-0		HOME		1-0-0		1-0-0		5-3-0				
0-10-0		0-2-0	0-0-		AWAY		0-5-0		0-3-0		0-0-0				
6-2-0		0-0-0	0-0-0		NEUTRAL		0-0-0		5-1-0		1-1-0				
9-15-0		0-0-0	0-0-0		CONFERENCE		4-2-0		4-8-0		1-5-0				
6-6-0		0-0-0	0-0-0		HOME		4-2-0		1-2-0		1-2-0				
3-9-0		0-0-0	0-0-0		AWAY		0-0-0		3-6-0		0-3-0				
0-0-0		0-0-0	0-0-0		NEUTRAL		0-0-0		0-0-0		0-0-0				
RPI S	Opponent	Score		RPI S	Opponent	Score		RPI S	Opponent	Score		RPI S	Opponent	Score	
20 A	Texas A&M	0	7					51 A	Texas St.	6	20	101 A	Ohio St.	18	10
20 A	Texas A&M	3	17					51 A	Texas St.	6	15	101 A	Ohio St.	1	3
								51 A	Texas St.	4	5	101 A	Ohio St.	14	6
								57 A	Pittsburgh	4	7	109 H	Iowa	9	13
								57 H	Pittsburgh	14	8	109 H	Iowa	6	2
								70 H	Michigan	4	7	109 H	Iowa	3	9
								70 H	Michigan	3	6	114 A	Minnesota	7	12
								70 H	Michigan	6	5	114 A	Minnesota	1	5
								80 H	Michigan St.	18	7	114 A	Minnesota	1	8
								80 H	Michigan St.	22	5	115 A	Lamar	3	8
								80 H	Michigan St.	9	1	115 A	Lamar	0	4
								98 A	Winthrop	13	14	116 A	Kent St.	8	9
												116 H	Kent St.	10	8
												116 N	Kent St.	5	10
												116 N	Kent St.	7	3
												120 N	McNeese St.	12	6
												134 N	Dallas Baptist	10	4
												136 N	Cincinnati	5	4
												146 N	Columbia	6	5
												149 A	Illinois	8	10
												149 A	Illinois	16	9
												149 A	Illinois	3	15
												154 A	Purdue	3	4
												154 A	Purdue	7	18
												154 A	Purdue	4	6
												167 N	Seton Hall	3	2
												182 H	Northwestern	5	11
LAST 15 GAMES															
				70 H	Michigan	4	7	109 H	Iowa	3	9				
				70 H	Michigan	6	5	109 H	Iowa	6	2				
				70 H	Michigan	3	6	80 H	Michigan St.	9	1				
				114 A	Minnesota	1	8								
				114 A	Minnesota	1	5								

Non-Div. I Games:

Penn St.

Penn St.

114 A Minnesota	7	12
109 H Iowa	9	13

Through Games Of Sunday, May 30, 2010

RPI	S	Opponent	Score	
182	H	Northwestern	6	5
182	H	Northwestern	2	3
191	N	Notre Dame	8	9
212	H	Bucknell	7	6
215	H	Hofstra	2	1
215	H	Hofstra	9	4
215	H	Hofstra	1	7
215	H	Hofstra	8	4
262	H	La Salle	2	3
266	H	Duquesne	15	9
278	H	Mt. St. Mary's	1	2

Penn St.

P  
e  
n  
n  
s  
t  
.

P  
e  
n  
n  
s  
t  
.



Average RPI Win: 143		WON-LOST	WINNING	LAST 15	STRENGTH OF		OPP. STRENGTH	TEAM	ADJ	CONF.	ADJ CONF.				
Average RPI Loss: 95		RECORD	PCT. RANK	GAMES	SCHEDULE		OF SCHEDULE	RPI	RPI	RPI	RPI				
DIV. I ONLY		24-30-0	.44444	196	9-6-0		122	71	150	.50079	148	17	16		
DIV. I NON-CONF.		12-21-0	.36364	224	1-3-0		62	19	162	.4952	157	14	14		
TOTALS		RPI 1-25	RPI 26-50		W-L RECORDS		RPI 51-100		RPI 101-150		RPI 150+				
24-30-0		1-6-0	3-5-0		OVERALL		3-8-0		5-4-0		12-7-0				
14-11-0		0-2-0	3-2-0		HOME		3-5-0		5-1-0		3-1-0				
9-18-0		1-4-0	0-3-0		AWAY		0-3-0		0-3-0		8-5-0				
1-1-0		0-0-0	0-0-0		NEUTRAL		0-0-0		0-0-0		1-1-0				
12-21-0		1-6-0	2-3-0		NON-CONFERENCE		3-5-0		2-4-0		4-3-0				
10-6-0		0-2-0	2-0-0		HOME		3-2-0		2-1-0		3-1-0				
1-14-0		1-4-0	0-0-		AWAY		0-3-0		0-3-0		0-1-0				
1-1-0		0-0-0	0-0-0		NEUTRAL		0-0-0		0-0-0		1-1-0				
12-9-0		0-0-0	1-2-0		CONFERENCE		0-3-0		3-0-0		8-4-0				
4-5-0		0-0-0	1-2-0		HOME		0-3-0		3-0-0		0-0-0				
8-4-0		0-0-0	0-0-0		AWAY		0-0-0		0-0-0		8-4-0				
0-0-0		0-0-0	0-0-0		NEUTRAL		0-0-0		0-0-0		0-0-0				
RPI S	Opponent	Score		RPI S	Opponent	Score		RPI S	Opponent	Score		RPI S	Opponent	Score	
6 A	UCLA	1	2	29 H	San Diego	5	0	65 A	Southern California	2	3	121 A	Cal St. Northridge	2	3
6 H	UCLA	1	5	29 H	San Diego	3	6	65 H	Southern California	0	5	121 A	Cal St. Northridge	6	7
11 A	Cal St. Fullerton	5	12	29 H	San Diego	4	5	79 H	East Carolina	5	3	121 H	Cal St. Northridge	12	7
11 A	Cal St. Fullerton	6	0	31 H	Oregon	11	7	79 H	East Carolina	10	3	121 H	Cal St. Northridge	3	2
11 H	Cal St. Fullerton	7	10	36 A	Stanford	6	11	79 H	East Carolina	2	3	132 H	San Francisco	4	1
22 A	LSU	1	8	36 A	Stanford	8	9	87 A	Long Beach St.	1	2	132 H	San Francisco	1	0
22 A	LSU	2	3	36 A	Stanford	0	10	87 A	Long Beach St.	8	9	132 H	San Francisco	9	3
				45 H	UC Irvine	6	0	87 H	Long Beach St.	4	0	140 A	Cal Poly	8	9
								94 H	Portland	4	8	140 H	Cal Poly	4	12
								94 H	Portland	2	5	159 A	UC Santa Barbara	10	15
								94 H	Portland	6	8	159 H	UC Santa Barbara	5	4
												189 A	Loyola Marymount	14	6
												189 A	Loyola Marymount	6	8
												189 A	Loyola Marymount	12	5
												190 A	Gonzaga	3	16
												190 A	Gonzaga	11	2
												190 A	Gonzaga	10	5
												205 A	Santa Clara	8	0
												205 A	Santa Clara	7	16
												205 A	Santa Clara	0	3
												210 A	St. Mary's (CA)	5	4
												210 A	St. Mary's (CA)	7	1
												210 A	St. Mary's (CA)	12	0
												216 H	Stony Brook	4	2
												216 H	Stony Brook	4	7
												216 H	Stony Brook	3	0
												240 N	Brown	19	3
				LAST 15 GAMES											
				132 H San Francisco				140 A Cal Poly				8 9			
				132 H San Francisco				189 A Loyola Marymount				14 6			
				132 H San Francisco				189 A Loyola Marymount				12 5			
				87 A Long Beach St.											
				29 H San Diego											

Non-Div. I Games:

Pepperdine

29	H	San Diego	3	6
29	H	San Diego	5	0

RPI	S	Opponent	Score
240	N	Brown	7 8

P  
e  
p  
p  
e  
r  
d  
i  
n  
e

P  
e  
p  
p  
e  
r  
d  
i  
n  
e

Pepperdine

Average RPI Win: 160		WON-LOST	WINNING	LAST 15	STRENGTH OF		OPP. STRENGTH	TEAM	ADJ		CONF.	ADJ CONF.			
Average RPI Loss: 97		RECORD	PCT. RANK	GAMES	SCHEDULE		OF SCHEDULE	RPI	RPI		RPI	RPI			
DIV. I ONLY		38-18-0	.67857	23	8-7-0		132	109	54	.55174	57	7	7		
DIV. I NON-CONF.		19-8-0	.7037	48	1-1-0		269	220	118	.51239	120	8	9		
TOTALS		RPI 1-25	RPI 26-50		W-L RECORDS		RPI 51-100		RPI 101-150		RPI 150+				
38-18-0		3-4-0	0-1-0		OVERALL		5-5-0		12-4-0		18-4-0				
11-5-0		3-2-0	0-0-0		HOME		4-2-0		0-1-0		4-0-0				
18-9-0		0-1-0	0-1-0		AWAY		1-2-0		8-2-0		9-3-0				
9-4-0		0-1-0	0-0-0		NEUTRAL		0-1-0		4-1-0		5-1-0				
19-8-0		0-1-0	0-1-0		NON-CONFERENCE		0-0-0		3-3-0		16-3-0				
4-1-0		0-0-0	0-0-0		HOME		0-0-0		0-1-0		4-0-0				
7-5-0		0-1-0	0-0-		AWAY		0-0-0		0-1-0		7-2-0				
8-2-0		0-0-0	0-0-0		NEUTRAL		0-0-0		3-1-0		5-1-0				
19-10-0		3-3-0	0-0-0		CONFERENCE		5-5-0		9-1-0		2-1-0				
7-4-0		3-2-0	0-0-0		HOME		4-2-0		0-0-0		0-0-0				
11-4-0		0-0-0	0-0-0		AWAY		1-2-0		8-1-0		2-1-0				
1-2-0		0-1-0	0-0-0		NEUTRAL		0-1-0		1-0-0		0-0-0				
RPI S	Opponent	Score		RPI S	Opponent	Score		RPI S	Opponent	Score		RPI S	Opponent	Score	
2 A	Coastal Caro.	6	9	38 A	Fla. Atlantic	7	10	52 A	Rutgers	1	6	104 N	Memphis	9	8
7 H	Louisville	15	5					52 A	Rutgers	6	5	105 A	West Virginia	6	3
7 H	Louisville	8	3					52 A	Rutgers	8	9	105 A	West Virginia	13	9
7 H	Louisville	7	9					52 N	Rutgers	5	9	105 A	West Virginia	24	9
23 H	Connecticut	7	11					58 H	St. John's (NY)	5	3	116 A	Kent St.	6	19
23 H	Connecticut	13	4					58 H	St. John's (NY)	13	1	116 H	Kent St.	3	16
23 N	Connecticut	2	7					58 H	St. John's (NY)	4	1	117 N	Ball St.	8	5
								93 H	South Fla.	3	7	135 N	Toledo	7	11
								93 H	South Fla.	12	14	135 N	Toledo	11	3
								93 H	South Fla.	8	7	136 A	Cincinnati	1	3
												136 A	Cincinnati	8	5
												136 A	Cincinnati	12	2
												136 N	Cincinnati	13	4
												143 A	Villanova	12	7
												143 A	Villanova	8	5
												143 A	Villanova	5	3
												164 A	Penn St.	8	14
												164 H	Penn St.	7	4
												167 A	Seton Hall	5	2
												167 A	Seton Hall	7	9
												167 A	Seton Hall	14	2
												217 A	Wofford	8	9
												217 A	Wofford	18	6
												217 A	Wofford	7	3
												233 N	Bradley	3	2
												234 N	Fordham	13	0
												234 N	Fordham	10	1
				LAST 15 GAMES											
				23 N	Connecticut	2	7	136 A	Cincinnati	8	5				
				136 N	Cincinnati	13	4	136 A	Cincinnati	12	2				
				52 N	Rutgers	5	9	266 N	Duquesne	9	10				
				93 H	South Fla.	12	14								
				93 H	South Fla.	3	7								

Non-Div. I Games:

Pittsburgh

93 H South Fla.	8	7
136 A Cincinnati	1	3

RPI	S	Opponent	Score	
234	N	Fordham	10	3
245	A	Akron	5	4
245	H	Akron	15	12
251	A	St. Joseph's	14	1
262	A	La Salle	20	11
265	A	Temple	7	1
266	H	Duquesne	21	9
266	N	Duquesne	9	10
273	A	Youngstown St.	21	12
273	H	Youngstown St.	15	11
280	N	Albany (NY)	18	4

P  
i  
t  
t  
s  
b  
u  
r  
g  
h

P  
i  
t  
t  
s  
b  
u  
r  
g  
h

Average RPI Win: 179		WON-LOST	WINNING	LAST 15	STRENGTH OF		OPP. STRENGTH	TEAM	ADJ	CONF.	ADJ CONF.
Average RPI Loss: 87		RECORD	PCT. RANK	GAMES	SCHEDULE		OF SCHEDULE	RPI	RPI	RPI	RPI
DIV. I ONLY		30-18-0	.625	59	6-9-0		210	86	94	.52321	94
DIV. I NON-CONF.		16-11-0	.59259	99	3-3-0		183	39	101	.52277	101
TOTALS		RPI 1-25	RPI 26-50		W-L RECORDS		RPI 51-100		RPI 101-150		RPI 150+
30-18-0		0-3-0	1-6-0		OVERALL		3-2-0		6-4-0		20-3-0
10-8-0		0-0-0	0-5-0		HOME		0-1-0		0-0-0		10-2-0
18-9-0		0-3-0	1-1-0		AWAY		3-1-0		4-3-0		10-1-0
2-1-0		0-0-0	0-0-0		NEUTRAL		0-0-0		2-1-0		0-0-0
16-11-0		0-3-0	1-3-0		NON-CONFERENCE		3-2-0		3-1-0		9-2-0
5-4-0		0-0-0	0-2-0		HOME		0-1-0		0-0-0		5-1-0
9-6-0		0-3-0	1-0-		AWAY		3-1-0		1-0-0		4-1-0
2-1-0		0-0-0	0-0-0		NEUTRAL		0-0-0		2-1-0		0-0-0
14-7-0		0-0-0	0-3-0		CONFERENCE		0-0-0		3-3-0		11-1-0
5-4-0		0-0-0	0-3-0		HOME		0-0-0		0-0-0		5-1-0
9-3-0		0-0-0	0-0-0		AWAY		0-0-0		3-3-0		6-0-0
0-0-0		0-0-0	0-0-0		NEUTRAL		0-0-0		0-0-0		0-0-0
RPI S	Opponent	Score	RPI S	Opponent	Score	RPI S	Opponent	Score	RPI S	Opponent	Score
25 A	Oregon St.	5 6	28 A	Washington St.	2 3	68 A	Washington	3 2	104 A	Memphis	7 2
25 A	Oregon St.	2 9	28 H	Washington St.	5 6	68 H	Washington	5 6	110 N	BYU	5 1
25 A	Oregon St.	2 9	29 H	San Diego	1 5	95 A	Arkansas St.	8 3	132 A	San Francisco	6 7
			29 H	San Diego	0 2	95 A	Arkansas St.	0 7	132 A	San Francisco	3 10
			29 H	San Diego	2 9	95 A	Arkansas St.	5 4	132 A	San Francisco	2 4
			31 A	Oregon	3 1				138 N	Utah	4 1
			31 H	Oregon	2 4				138 N	Utah	1 6
									148 A	Pepperdine	8 6
									148 A	Pepperdine	5 2
									148 A	Pepperdine	8 4
									161 A	Utah Valley	7 8
									161 A	Utah Valley	10 4
									161 A	Utah Valley	3 1
									189 H	Loyola Marymount	13 12
									189 H	Loyola Marymount	5 1
									189 H	Loyola Marymount	17 2
									190 A	Gonzaga	2 1
									190 A	Gonzaga	7 3
									190 A	Gonzaga	6 2
									205 A	Santa Clara	11 6
									205 A	Santa Clara	4 2
									205 A	Santa Clara	11 2
									210 H	St. Mary's (CA)	4 5
									210 H	St. Mary's (CA)	5 4
									210 H	St. Mary's (CA)	12 1
									252 A	Seattle	6 0
									252 A	Seattle	16 9
Non-Div. I Games:			George Fox			8 0			Concordia (OR)		
						5 3			George Fox		
						11 7			Concordia (OR)		
									8 5		
									Portland		

Portland

132	A	San Francisco	2	4
132	A	San Francisco	6	7

Through Games Of Sunday, May 30, 2010

RPI	S	Opponent	Score	
252	H	Seattle	4	5
252	H	Seattle	7	5
252	H	Seattle	2	1
259	H	Southern Utah	3	2
259	H	Southern Utah	7	2
259	H	Southern Utah	10	0

Portland

P  
o  
r  
t  
l  
a  
n  
d

P  
o  
r  
t  
l  
a  
n  
d

Average RPI Win: 278		WON-LOST RECORD		WINNING PCT. RANK		LAST 15 GAMES		STRENGTH OF SCHEDULE		OPP. STRENGTH OF SCHEDULE		TEAM RPI		ADJ RPI		CONF. RPI		ADJ CONF. RPI	
DIV. I ONLY		8-31-0		.20513 293		2-13-0		271		277		292		.35777 295		32		32	
DIV. I NON-CONF.		0-13-0		0 300		0-4-0		149		163		292		.35785 297		32		32	
TOTALS		RPI 1-25		RPI 26-50		W-L RECORDS		RPI 51-100		RPI 101-150		RPI 150+							
8-31-0		0-2-0		0-0-0		OVERALL		0-2-0		0-3-0		8-24-0							
3-10-0		0-0-0		0-0-0		HOME		0-0-0		0-2-0		3-8-0							
5-21-0		0-2-0		0-0-0		AWAY		0-2-0		0-1-0		5-16-0							
0-0-0		0-0-0		0-0-0		NEUTRAL		0-0-0		0-0-0		0-0-0							
0-13-0		0-2-0		0-0-0		NON-CONFERENCE		0-2-0		0-3-0		0-6-0							
0-2-0		0-0-0		0-0-0		HOME		0-0-0		0-2-0		0-0-0							
0-11-0		0-2-0		0-0-		AWAY		0-2-0		0-1-0		0-6-0							
0-0-0		0-0-0		0-0-0		NEUTRAL		0-0-0		0-0-0		0-0-0							
8-18-0		0-0-0		0-0-0		CONFERENCE		0-0-0		0-0-0		8-18-0							
3-8-0		0-0-0		0-0-0		HOME		0-0-0		0-0-0		3-8-0							
5-10-0		0-0-0		0-0-0		AWAY		0-0-0		0-0-0		5-10-0							
0-0-0		0-0-0		0-0-0		NEUTRAL		0-0-0		0-0-0		0-0-0							
RPI	S	Opponent		Score		RPI	S	Opponent		Score		RPI	S	Opponent		Score			
5	A	Texas		0 6								115	H	Lamar		1 16			
20	A	Texas A&M		5 7								91	A	Stephen F. Austin		4 5			
														115 H Lamar		2 4			
														120 A McNeese St.		4 13			
														199 A Sam Houston St.		3 8			
														203 A A&M-Corpus Christi		5 8			
														203 A A&M-Corpus Christi		6 9			
														231 A Southern U.		8 9			
														231 A Southern U.		4 14			
														231 A Southern U.		2 6			
														231 H Southern U.		3 5			
														231 H Southern U.		5 8			
														243 A Houston Baptist		10 11			
														254 A Texas Southern		5 10			
														254 A Texas Southern		7 5			
														254 A Texas Southern		0 2			
														254 H Texas Southern		4 12			
														254 H Texas Southern		5 12			
														254 H Texas Southern		2 14			
														268 A Tex.-Pan American		1 5			
														268 A Tex.-Pan American		2 9			
														272 A Grambling		12 13			
														272 A Grambling		19 9			
														272 A Grambling		14 19			
														272 H Grambling		12 6			
														272 H Grambling		5 10			
														272 H Grambling		8 13			
														276 A Alcorn St.		5 6			
Non-Div. I Games:		Texas Col.		13 3		Texas-Brownsville		5 4		Jarvis Christian		4 5		Huston-Tillotson		1 2			
		Huston-Tillotson		8 4		Texas-Brownsville		8 11		Jarvis Christian		6 7		Texas Col.		Prairie View 7 6			

5	A	Texas	0	6
272	A	Grambling	19	9

RPI	S	Opponent	Score	
276	A	Alcorn St.	7	6
276	A	Alcorn St.	12	8
290	A	Ark.-Pine Bluff	4	10
290	A	Ark.-Pine Bluff	6	16
290	A	Ark.-Pine Bluff	11	1
290	H	Ark.-Pine Bluff	14	2
290	H	Ark.-Pine Bluff	7	11
290	H	Ark.-Pine Bluff	11	3



Average RPI Win: 191		WON-LOST	WINNING	LAST 15	STRENGTH OF		OPP. STRENGTH	TEAM	ADJ	CONF.	ADJ CONF.			
Average RPI Loss: 117		RECORD	PCT. RANK	GAMES	SCHEDULE		OF SCHEDULE	RPI	RPI	RPI	RPI			
DIV. I ONLY		15-39-0	.27778	277	4-11-0		205	106	260	.43477	256	11	11	
DIV. I NON-CONF.		8-19-0	.2963	251	0-3-0		270	154	275	.41347	270	11	11	
<hr/>														
TOTALS		RPI 1-25		RPI 26-50		W-L RECORDS		RPI 51-100		RPI 101-150		RPI 150+		
15-39-0		0-5-0		0-4-0		OVERALL		3-13-0		1-3-0		11-14-0		
8-14-0		0-0-0		0-3-0		HOME		0-1-0		1-2-0		7-8-0		
6-23-0		0-5-0		0-1-0		AWAY		3-11-0		0-1-0		3-5-0		
1-2-0		0-0-0		0-0-0		NEUTRAL		0-1-0		0-0-0		1-1-0		
8-19-0		0-2-0		0-1-0		NON-CONFERENCE		0-7-0		0-1-0		8-8-0		
4-3-0		0-0-0		0-0-0		HOME		0-1-0		0-0-0		4-2-0		
3-14-0		0-2-0		0-0-		AWAY		0-5-0		0-1-0		3-5-0		
1-2-0		0-0-0		0-0-0		NEUTRAL		0-1-0		0-0-0		1-1-0		
7-20-0		0-3-0		0-3-0		CONFERENCE		3-6-0		1-2-0		3-6-0		
4-11-0		0-0-0		0-3-0		HOME		0-0-0		1-2-0		3-6-0		
3-9-0		0-3-0		0-0-0		AWAY		3-6-0		0-0-0		0-0-0		
0-0-0		0-0-0		0-0-0		NEUTRAL		0-0-0		0-0-0		0-0-0		
RPI	S	Opponent		Score	RPI	S	Opponent		Score	RPI	S	Opponent		Score
2	A	Coastal Caro.		2 25	47	A	Tennessee		6 25	54	H	Appalachian St.		6 8
2	A	Coastal Caro.		2 5	49	H	Liberty		0 13	54	N	Appalachian St.		1 6
2	A	Coastal Caro.		1 14	49	H	Liberty		9 16	78	A	UCF		1 6
17	A	South Carolina		0 15	49	H	Liberty		7 8	78	A	UCF		1 15
19	A	Clemson		2 8						78	A	UCF		2 10
										81	A	Duke		5 6
										81	A	Duke		5 7
										84	A	Radford		3 7
										84	A	Radford		6 7
										84	A	Radford		1 12
										90	A	VMI		23 7
										90	A	VMI		6 0
										90	A	VMI		7 10
										98	A	Winthrop		12 15
										98	A	Winthrop		0 4
										98	A	Winthrop		8 7

Non-Div. I Games:

Presbyterian

102 H High Point	3	17
102 H High Point	4	7

RPI	S	Opponent	Score	
300	A	N.C. Central	18	1
300	A	N.C. Central	10	3

Presbyterian

P  
r  
e  
s  
b  
y  
t  
e  
r  
i  
a  
n

P  
r  
e  
s  
b  
y  
t  
e  
r  
i  
a  
n

Average RPI Win: 209		WON-LOST	WINNING	LAST 15	STRENGTH OF		OPP. STRENGTH	TEAM	ADJ	CONF.	ADJ CONF.
Average RPI Loss: 171		RECORD	PCT. RANK	GAMES	SCHEDULE		OF SCHEDULE	RPI	RPI	RPI	RPI
DIV. I ONLY		12-30-0	.28571	273	4-11-0		164	239	259	.43396	258
DIV. I NON-CONF.		6-16-0	.27273	254	1-2-0		118	263	242	.44301	238
TOTALS		RPI 1-25	RPI 26-50		W-L RECORDS		RPI 51-100		RPI 101-150		RPI 150+
12-30-0	0-2-0	0-2-0		OVERALL		0-3-0		3-4-0		9-19-0	
4-7-0	0-0-0	0-0-0		HOME		0-0-0		1-1-0		3-6-0	
8-21-0	0-2-0	0-2-0		AWAY		0-2-0		2-3-0		6-12-0	
0-2-0	0-0-0	0-0-0		NEUTRAL		0-1-0		0-0-0		0-1-0	
6-16-0	0-2-0	0-2-0		NON-CONFERENCE		0-3-0		1-0-0		5-9-0	
0-1-0	0-0-0	0-0-0		HOME		0-0-0		0-0-0		0-1-0	
6-13-0	0-2-0	0-0-		AWAY		0-2-0		1-0-0		5-7-0	
0-2-0	0-0-0	0-0-0		NEUTRAL		0-1-0		0-0-0		0-1-0	
6-14-0	0-0-0	0-0-0		CONFERENCE		0-0-0		2-4-0		4-10-0	
4-6-0	0-0-0	0-0-0		HOME		0-0-0		1-1-0		3-5-0	
2-8-0	0-0-0	0-0-0		AWAY		0-0-0		1-3-0		1-5-0	
0-0-0	0-0-0	0-0-0		NEUTRAL		0-0-0		0-0-0		0-0-0	
RPI S	Opponent	Score		RPI S	Opponent	Score		RPI S	Opponent	Score	
21 A	North Carolina	5	12	41 A	Elon	8	18	52 A	Rutgers	2	10
21 A	North Carolina	1	25	41 A	Elon	2	10	58 A	St. John's (NY)	5	12
								84 N	Radford	8	9
								139 A	Rider	12	10
								145 H	Dartmouth	2	0
								145 H	Dartmouth	4	5
								146 A	Columbia	9	3
								146 A	Columbia	2	7
								146 A	Columbia	4	9
								146 A	Columbia	3	6
								183 A	Cornell	3	7
								183 A	Cornell	2	4
								183 H	Cornell	8	7
								183 H	Cornell	4	8
								205 A	Santa Clara	5	14
								205 A	Santa Clara	16	8
								205 A	Santa Clara	3	12
								205 A	Santa Clara	4	19
								212 N	Bucknell	4	10
								224 A	UNC Greensboro	8	7
								224 A	UNC Greensboro	3	4
								224 A	UNC Greensboro	2	3
								227 H	Penn	3	14
								227 H	Penn	1	8
								227 H	Penn	7	13
								227 H	Penn	8	7
								232 H	Harvard	2	4
								232 H	Harvard	4	3
								236 A	N.C. A&T	5	3
								240 A	Brown	12	13
LAST 15 GAMES				183 H	Cornell	4	8	227 H	Penn	7	13
				183 H	Cornell	8	7	227 H	Penn	8	7
				183 A	Cornell	3	7	58 A	St. John's (NY)	5	12
				183 A	Cornell	2	4				
				139 A	Rider	12	10				

Non-Div. I Games:

Princeton

227 H Penn	3	14
227 H Penn	1	8

RPI	S	Opponent	Score	
240	A	Brown	4	17
241	H	Monmouth	7	24
244	A	Yale	5	6
244	A	Yale	8	7
261	A	Navy	6	2
261	A	Navy	3	5
261	A	Navy	4	3
261	A	Navy	4	10

Princeton

P  
r  
i  
n  
c  
e  
t  
o  
n

P  
r  
i  
n  
c  
e  
t  
o  
n

Average RPI Win: 177		WON-LOST	WINNING	LAST 15	STRENGTH OF		OPP. STRENGTH	TEAM	ADJ	CONF.	ADJ CONF.				
Average RPI Loss: 121		RECORD	PCT. RANK	GAMES	SCHEDULE		OF SCHEDULE	RPI	RPI	RPI	RPI				
DIV. I ONLY		32-24-0	.57143	97	8-7-0		237	160	157	.49693	154	13	13		
DIV. I NON-CONF.		18-10-0	.64286	69	1-0-0		286	242	176	.48751	175	13	13		
TOTALS		RPI 1-25	RPI 26-50		W-L RECORDS		RPI 51-100		RPI 101-150		RPI 150+				
32-24-0		0-0-0	0-0-0		OVERALL		6-6-0		8-12-0		18-6-0				
14-6-0		0-0-0	0-0-0		HOME		2-2-0		2-2-0		10-2-0				
15-11-0		0-0-0	0-0-0		AWAY		4-3-0		4-5-0		7-3-0				
3-7-0		0-0-0	0-0-0		NEUTRAL		0-1-0		2-5-0		1-1-0				
18-10-0		0-0-0	0-0-0		NON-CONFERENCE		3-3-0		2-3-0		13-4-0				
7-1-0		0-0-0	0-0-0		HOME		0-1-0		1-0-0		6-0-0				
10-4-0		0-0-0	0-0-		AWAY		3-1-0		0-0-0		7-3-0				
1-5-0		0-0-0	0-0-0		NEUTRAL		0-1-0		1-3-0		0-1-0				
14-14-0		0-0-0	0-0-0		CONFERENCE		3-3-0		6-9-0		5-2-0				
7-5-0		0-0-0	0-0-0		HOME		2-1-0		1-2-0		4-2-0				
5-7-0		0-0-0	0-0-0		AWAY		1-2-0		4-5-0		0-0-0				
2-2-0		0-0-0	0-0-0		NEUTRAL		0-0-0		1-2-0		1-0-0				
RPI	S	Opponent	Score	RPI	S	Opponent	Score	RPI	S	Opponent	Score	RPI	S	Opponent	Score

Non-Div. I Games: Wabash 3 1

Purdue

109	A	Iowa	1	5
109	A	Iowa	2	7

RPI	S	Opponent	Score	
172	A	Eastern Ky.	7	3
182	H	Northwestern	3	6
182	H	Northwestern	5	7
182	H	Northwestern	2	1
182	N	Northwestern	11	1
200	N	Morehead St.	8	9
247	A	Ohio	9	8
247	A	Ohio	6	2
247	A	Ohio	7	4
264	H	Valparaiso	14	5
274	A	IPFW	3	2
274	H	IPFW	10	4
279	H	Butler	5	4
298	A	Chicago St.	11	3
298	H	Chicago St.	19	1
298	H	Chicago St.	6	1
298	H	Chicago St.	10	0

Average RPI Win: 243		WON-LOST	WINNING	LAST 15	STRENGTH OF		OPP. STRENGTH	TEAM	ADJ		CONF.	ADJ CONF.
Average RPI Loss: 195		RECORD	PCT. RANK	GAMES	SCHEDULE		OF SCHEDULE	RPI	RPI		RPI	RPI
DIV. I ONLY		14-39-0	.26415	281	4-11-0		243	266	281		27	27
DIV. I NON-CONF.		1-20-0	.04762	297	0-1-0		222	222	296		29	29
TOTALS		RPI 1-25	RPI 26-50		W-L RECORDS		RPI 51-100		RPI 101-150		RPI 150+	
14-39-0		0-0-0	0-4-0		OVERALL		0-2-0		0-2-0		14-31-0	
8-14-0		0-0-0	0-0-0		HOME		0-0-0		0-0-0		8-14-0	
6-25-0		0-0-0	0-4-0		AWAY		0-2-0		0-2-0		6-17-0	
0-0-0		0-0-0	0-0-0		NEUTRAL		0-0-0		0-0-0		0-0-0	
1-20-0		0-0-0	0-4-0		NON-CONFERENCE		0-2-0		0-2-0		1-12-0	
1-5-0		0-0-0	0-0-0		HOME		0-0-0		0-0-0		1-5-0	
0-15-0		0-0-0	0-0-		AWAY		0-2-0		0-2-0		0-7-0	
0-0-0		0-0-0	0-0-0		NEUTRAL		0-0-0		0-0-0		0-0-0	
13-19-0		0-0-0	0-0-0		CONFERENCE		0-0-0		0-0-0		13-19-0	
7-9-0		0-0-0	0-0-0		HOME		0-0-0		0-0-0		7-9-0	
6-10-0		0-0-0	0-0-0		AWAY		0-0-0		0-0-0		6-10-0	
0-0-0		0-0-0	0-0-0		NEUTRAL		0-0-0		0-0-0		0-0-0	
RPI S	Opponent	Score	RPI S	Opponent	Score	RPI S	Opponent	Score	RPI S	Opponent	Score	
			42 A	Boston College	1 6	81 A	Duke	0 5	145 A	Dartmouth	6 7	
			47 A	North Carolina St.	7 17	81 A	Duke	3 10	147 A	VCU	3 20	
			47 A	North Carolina St.	6 17				170 A	William & Mary	4 11	
			47 A	North Carolina St.	3 14				170 A	William & Mary	3 10	
									170 A	William & Mary	0 10	
									173 H	Rhode Island	2 13	
									184 H	Bryant	11 15	
									184 H	Bryant	3 4	
									184 H	Bryant	0 3	
									184 H	Bryant	1 4	
									188 A	Sacred Heart	8 2	
									188 A	Sacred Heart	10 6	
									188 A	Sacred Heart	1 11	
									188 A	Sacred Heart	3 8	
									195 A	Central Conn. St.	11 10	
									195 A	Central Conn. St.	3 2	
									195 A	Central Conn. St.	13 4	
									195 A	Central Conn. St.	4 8	
									208 H	Massachusetts	2 5	
									218 A	Holy Cross	7 8	
									218 H	Holy Cross	4 6	
									238 A	Wagner	3 7	
									238 A	Wagner	2 10	
									238 A	Wagner	3 4	
									238 A	Wagner	3 6	
									240 H	Brown	6 12	
									241 A	Monmouth	6 12	
LAST 15 GAMES			238 A	Wagner	2 10	184 H	Bryant	1 4	238 A	Wagner	2 10	
			238 A	Wagner	3 7	208 H	Massachusetts	2 5	238 A	Wagner	3 4	
			238 A	Wagner	3 4	283 H	Fairleigh Dickinson	11 12	238 A	Wagner	3 6	
			238 A	Wagner	3 6				240 H	Brown	6 12	
			184 H	Bryant	11 15				241 A	Monmouth	6 12	

Non-Div. I Games:

Quinnipiac

184 H Bryant	3	4
184 H Bryant	0	3

RPI	S	Opponent	Score	
241	A	Monmouth	3	9
241	A	Monmouth	7	8
241	A	Monmouth	7	2
244	H	Yale	19	18
250	A	Fairfield	3	7
250	A	Fairfield	2	3
250	H	Fairfield	2	7
277	H	Long Island	0	9
277	H	Long Island	9	5
277	H	Long Island	5	0
277	H	Long Island	11	10
278	H	Mt. St. Mary's	0	18
278	H	Mt. St. Mary's	3	8
278	H	Mt. St. Mary's	2	5
278	H	Mt. St. Mary's	9	1
283	H	Fairleigh Dickinson	11	4
283	H	Fairleigh Dickinson	13	10
283	H	Fairleigh Dickinson	11	12
283	H	Fairleigh Dickinson	6	3
284	A	Hartford	4	10

Quinnipiac

Q  
u  
i  
n  
n  
i  
p  
i  
a  
c

Q  
u  
i  
n  
n  
i  
p  
i  
a  
c



Average RPI Win: 173		WON-LOST	WINNING	LAST 15	STRENGTH OF		OPP. STRENGTH	TEAM	ADJ	CONF.	ADJ CONF.	
Average RPI Loss: 82		RECORD	PCT. RANK	GAMES	SCHEDULE		OF SCHEDULE	RPI	RPI	RPI	RPI	
DIV. I ONLY		29-26-0	.52727	132	8-7-0		61	130	83	.52887	84	
DIV. I NON-CONF.		14-13-0	.51852	136	1-1-0		16	162	72	.54097	76	
TOTALS		RPI 1-25	RPI 26-50		W-L RECORDS		RPI 51-100		RPI 101-150		RPI 150+	
29-26-0	0-4-0	0-9-0		OVERALL		5-3-0		7-4-0		17-6-0		
16-10-0	0-2-0	0-4-0		HOME		1-0-0		4-0-0		11-4-0		
10-13-0	0-1-0	0-5-0		AWAY		4-3-0		3-2-0		3-2-0		
3-3-0	0-1-0	0-0-0		NEUTRAL		0-0-0		0-2-0		3-0-0		
14-13-0	0-1-0	0-6-0		NON-CONFERENCE		1-1-0		5-2-0		8-3-0		
9-3-0	0-0-0	0-1-0		HOME		1-0-0		4-0-0		4-2-0		
2-9-0	0-1-0	0-0-0		AWAY		0-1-0		1-1-0		1-1-0		
3-1-0	0-0-0	0-0-0		NEUTRAL		0-0-0		0-1-0		3-0-0		
15-13-0	0-3-0	0-3-0		CONFERENCE		4-2-0		2-2-0		9-3-0		
7-7-0	0-2-0	0-3-0		HOME		0-0-0		0-0-0		7-2-0		
8-4-0	0-0-0	0-0-0		AWAY		4-2-0		2-1-0		2-1-0		
0-2-0	0-1-0	0-0-0		NEUTRAL		0-0-0		0-1-0		0-0-0		
RPI S Opponent Score	RPI S Opponent Score		RPI S Opponent Score		RPI S Opponent Score		RPI S Opponent Score		RPI S Opponent Score		RPI S Opponent Score	
2 H Coastal Caro. 2 7	26 A Col. of Charleston 4 8		75 A James Madison 2 9		102 A High Point 12 13							
2 H Coastal Caro. 6 8	26 A Col. of Charleston 1 9		75 H James Madison 15 12		102 A High Point 9 4							
2 N Coastal Caro. 9 11	26 A Col. of Charleston 3 11		90 A VMI 15 6		102 A High Point 18 17							
3 A Virginia 2 12	32 A Citadel 4 15		90 A VMI 9 2		102 N High Point 8 10							
	34 H Virginia Tech 6 16		90 A VMI 5 7		112 A Marshall 15 5							
	41 A Elon 6 7		98 A Winthrop 9 4		112 N Marshall 2 3							
	49 H Liberty 1 3		98 A Winthrop 15 9		137 A East Tenn. St. 10 22							
	49 H Liberty 6 7		98 A Winthrop 5 8		137 H East Tenn. St. 9 8							
	49 H Liberty 3 10				139 H Rider 1 0							
					139 H Rider 7 2							
					139 H Rider 4 3							
					155 H George Mason 5 9							
					166 A Longwood 6 9							
					166 H Longwood 8 2							
					178 H Siena 4 3							
					178 H Siena 14 5							
					178 H Siena 6 9							
					180 A Gardner-Webb 11 10							
					180 A Gardner-Webb 6 5							
					180 A Gardner-Webb 4 5							
					192 H Charleston So. 9 3							
					192 H Charleston So. 6 9							
					192 H Charleston So. 5 7							
					212 N Bucknell 4 2							
					222 H UNC Asheville 10 2							
					222 H UNC Asheville 6 5							
					222 H UNC Asheville 5 4							
LAST 15 GAMES												
2 N Coastal Caro. 9 11	180 A Gardner-Webb 11 10											
102 N High Point 8 10	166 A Longwood 6 9											
2 H Coastal Caro. 6 8	256 H Presbyterian 7 3											
2 H Coastal Caro. 2 7												
112 A Marshall 15 5												

Non-Div. I Games:

Radford

180	A	Gardner-Webb	4	5
180	A	Gardner-Webb	6	5

RPI	S	Opponent	Score	
236	A	N.C. A&T	9	2
236	H	N.C. A&T	9	5
251	N	St. Joseph's	11	2
256	H	Presbyterian	7	3
256	H	Presbyterian	12	1
256	H	Presbyterian	7	6
258	N	Princeton	9	8

Radford

R  
a  
d  
f  
o  
r  
d

R  
a  
d  
f  
o  
r  
d

Average RPI Win: 211		WON-LOST	WINNING	LAST 15	STRENGTH OF		OPP. STRENGTH	TEAM	ADJ	CONF.	ADJ CONF.
Average RPI Loss: 152		RECORD	PCT. RANK	GAMES	SCHEDULE		OF SCHEDULE	RPI	RPI	RPI	RPI
DIV. I ONLY		31-26-0	.54386	114	9-6-0		224	203	172	.48814	173
DIV. I NON-CONF.		12-14-0	.46154	171	1-1-0		145	121	161	.49222	163
TOTALS		RPI 1-25	RPI 26-50		W-L RECORDS		RPI 51-100		RPI 101-150		RPI 150+
31-26-0		0-4-0	0-0-0		OVERALL		4-6-0		1-0-0		26-16-0
12-8-0		0-0-0	0-0-0		HOME		2-1-0		0-0-0		10-7-0
14-13-0		0-4-0	0-0-0		AWAY		2-4-0		0-0-0		12-5-0
5-5-0		0-0-0	0-0-0		NEUTRAL		0-1-0		1-0-0		4-4-0
12-14-0		0-4-0	0-0-0		NON-CONFERENCE		2-4-0		1-0-0		9-6-0
3-2-0		0-0-0	0-0-0		HOME		0-0-0		0-0-0		3-2-0
6-9-0		0-4-0	0-0-		AWAY		2-4-0		0-0-0		4-1-0
3-3-0		0-0-0	0-0-0		NEUTRAL		0-0-0		1-0-0		2-3-0
19-12-0		0-0-0	0-0-0		CONFERENCE		2-2-0		0-0-0		17-10-0
9-6-0		0-0-0	0-0-0		HOME		2-1-0		0-0-0		7-5-0
8-4-0		0-0-0	0-0-0		AWAY		0-0-0		0-0-0		8-4-0
2-2-0		0-0-0	0-0-0		NEUTRAL		0-1-0		0-0-0		2-1-0
RPI S	Opponent	Score	RPI S	Opponent	Score	RPI S	Opponent	Score	RPI S	Opponent	Score
3 A	Virginia	0 13				73 A	Mississippi St.	6 12	122 N	Bowling Green	9 8
3 A	Virginia	2 22				73 A	Mississippi St.	8 9	153 N	Miami (OH)	3 4
3 A	Virginia	5 8				73 A	Mississippi St.	0 9	170 A	William & Mary	10 5
23 A	Connecticut	9 14				82 H	Charlotte	5 3	170 A	William & Mary	2 5
						82 H	Charlotte	6 2	177 H	Xavier	6 7
						82 H	Charlotte	1 3	177 H	Xavier	3 2
						82 N	Charlotte	3 7	177 H	Xavier	11 9
						96 A	UNC Wilmington	5 3	177 N	Xavier	2 4
						96 A	UNC Wilmington	12 11	178 H	Siena	0 2
						96 A	UNC Wilmington	1 9	184 H	Bryant	11 10
									188 A	Sacred Heart	23 2
									188 N	Sacred Heart	11 10
									204 N	Maine	5 6
									208 H	Massachusetts	1 13
									208 H	Massachusetts	3 2
									208 H	Massachusetts	4 6
									209 H	Richmond	6 4
									209 H	Richmond	6 0
									209 H	Richmond	3 4
									234 A	Fordham	2 13
									234 A	Fordham	6 5
									234 A	Fordham	8 7
									237 H	George Washington	7 10
									237 H	George Washington	3 2
									237 H	George Washington	7 0
									240 H	Brown	15 4
									244 N	Yale	5 10
			LAST 15 GAMES								
			82 N	Charlotte	3 7	246 H	Northeastern	2 4			
			262 N	La Salle	7 2	284 H	Hartford	14 9			
			177 N	Xavier	2 4	209 H	Richmond	3 4			
			262 N	La Salle	7 2						
			237 H	George Washington	3 2						

Non-Div. I Games:

Rhode Island

237	H	George Washington	7	10
237	H	George Washington	7	0

RPI	S	Opponent	Score	
246	A	Northeastern	15	5
246	H	Northeastern	2	4
250	N	Fairfield	20	3
262	N	La Salle	7	2
262	N	La Salle	7	2
263	A	St. Bonaventure	7	0
263	A	St. Bonaventure	3	7
263	A	St. Bonaventure	14	11
265	A	Temple	7	5
265	A	Temple	4	8
265	A	Temple	4	1
266	A	Duquesne	6	7
266	A	Duquesne	8	7
266	A	Duquesne	7	1
281	A	Quinnipiac	13	2
284	H	Hartford	14	9

Average RPI Win: 92		WON-LOST	WINNING	LAST 15	STRENGTH OF		OPP. STRENGTH	TEAM	ADJ		CONF.	ADJ CONF.
Average RPI Loss: 60		RECORD	PCT. RANK	GAMES	SCHEDULE		OF SCHEDULE	RPI	RPI		RPI	RPI
DIV. I ONLY		38-21-0	.64407	37	10-5-0		41	34	29		.57988	30
DIV. I NON-CONF.		16-13-0	.55172	115	2-2-0		9	7	34		.56803	35
TOTALS		RPI 1-25	RPI 26-50		W-L RECORDS		RPI 51-100		RPI 101-150		RPI 150+	
38-21-0		2-4-0	5-8-0		OVERALL		20-5-0		8-6-0		5-0-0	
21-6-0		1-0-0	3-2-0		HOME		11-1-0		2-3-0		4-0-0	
13-13-0		0-3-0	1-5-0		AWAY		7-3-0		4-3-0		1-0-0	
6-3-0		1-1-0	1-1-0		NEUTRAL		2-1-0		2-0-0		0-0-0	
16-13-0		2-4-0	5-8-0		NON-CONFERENCE		4-1-0		2-2-0		5-0-0	
10-4-0		1-0-0	3-2-0		HOME		2-0-0		0-2-0		4-0-0	
4-9-0		0-3-0	1-0-		AWAY		1-1-0		1-0-0		1-0-0	
4-2-0		1-1-0	1-1-0		NEUTRAL		1-0-0		1-0-0		0-0-0	
22-8-0		0-0-0	0-0-0		CONFERENCE		16-4-0		6-4-0		0-0-0	
11-2-0		0-0-0	0-0-0		HOME		9-1-0		2-1-0		0-0-0	
9-5-0		0-0-0	0-0-0		AWAY		6-2-0		3-3-0		0-0-0	
2-1-0		0-0-0	0-0-0		NEUTRAL		1-1-0		1-0-0		0-0-0	
RPI S	Opponent	Score	RPI S	Opponent	Score	RPI S	Opponent	Score	RPI S	Opponent	Score	
5 A	Texas	1 5	29 A	San Diego	4 6	51 A	Texas St.	5 0	104 A	Memphis	13 4	
5 A	Texas	1 4	29 A	San Diego	5 6	51 H	Texas St.	16 2	104 A	Memphis	7 8	
5 H	Texas	10 6	29 A	San Diego	9 8	60 N	Texas Tech	3 2	104 A	Memphis	2 5	
5 N	Texas	1 2	36 A	Stanford	6 7	62 H	Southern Miss.	10 11	108 H	UAB	9 2	
15 N	TCU	5 4	36 A	Stanford	4 6	62 H	Southern Miss.	10 2	108 H	UAB	5 2	
20 A	Texas A&M	1 7	36 A	Stanford	5 14	62 H	Southern Miss.	21 14	108 H	UAB	5 8	
			37 H	California	7 4	62 N	Southern Miss.	4 7	112 A	Marshall	14 4	
			37 H	California	4 6	64 H	Nebraska	4 3	112 A	Marshall	3 4	
			37 H	California	6 8	78 A	UCF	9 2	112 A	Marshall	20 4	
			37 H	California	26 11	78 A	UCF	4 6	112 N	Marshall	18 0	
			41 H	Elon	7 2	78 A	UCF	13 8	115 A	Lamar	7 2	
			43 N	La.-Lafayette	0 1	79 H	East Carolina	3 2	115 H	Lamar	7 13	
			43 N	La.-Lafayette	9 1	79 H	East Carolina	11 9	134 H	Dallas Baptist	6 7	
						79 H	East Carolina	20 3	139 N	Rider	19 1	
						79 N	East Carolina	11 3	199 A	Sam Houston St.	8 7	
						83 A	Houston	24 3	199 H	Sam Houston St.	8 1	
						83 A	Houston	15 5	203 H	A&M-Corpus Christi	23 1	
						83 H	Houston	8 7	203 H	A&M-Corpus Christi	7 2	
						83 H	Houston	11 2	254 H	Texas Southern	16 9	
						83 H	Houston	8 2				
LAST 15 GAMES												
5 A	Texas	1 4										
43 N	La.-Lafayette	9 1										
139 N	Rider	19 1										
43 N	La.-Lafayette	0 1										
62 N	Southern Miss.	4 7										

Non-Div. I Games:

Rice

[illegible]

Average RPI Win: 200			WON-LOST RECORD			WINNING PCT. RANK			LAST 15 GAMES			STRENGTH OF SCHEDULE			OPP. STRENGTH OF SCHEDULE			TEAM RPI			ADJ RPI			CONF. RPI			ADJ CONF. RPI		
DIV. I ONLY			24-28-0			.46154 186			6-9-0			217			216			209			.46747 209			24			24		
DIV. I NON-CONF.			14-11-0			.56 112			1-1-0			115			216			103			.51918 105			23			23		
TOTALS			RPI 1-25			RPI 26-50			W-L RECORDS			RPI 51-100			RPI 101-150			RPI 150+											
24-28-0			0-3-0			0-0-0			OVERALL			1-2-0			5-4-0			18-19-0											
15-11-0			0-0-0			0-0-0			HOME			1-2-0			2-1-0			12-8-0											
8-14-0			0-2-0			0-0-0			AWAY			0-0-0			3-2-0			5-10-0											
1-3-0			0-1-0			0-0-0			NEUTRAL			0-0-0			0-1-0			1-1-0											
14-11-0			0-3-0			0-0-0			NON-CONFERENCE			0-0-0			5-4-0			9-4-0											
9-2-0			0-0-0			0-0-0			HOME			0-0-0			2-1-0			7-1-0											
4-6-0			0-2-0			0-0-			AWAY			0-0-0			3-2-0			1-2-0											
1-3-0			0-1-0			0-0-0			NEUTRAL			0-0-0			0-1-0			1-1-0											
10-17-0			0-0-0			0-0-0			CONFERENCE			1-2-0			0-0-0			9-15-0											
6-9-0			0-0-0			0-0-0			HOME			1-2-0			0-0-0			5-7-0											
4-8-0			0-0-0			0-0-0			AWAY			0-0-0			0-0-0			4-8-0											
0-0-0			0-0-0			0-0-0			NEUTRAL			0-0-0			0-0-0			0-0-0											
RPI	S	Opponent	Score		RPI	S	Opponent	Score		RPI	S	Opponent	Score		RPI	S	Opponent	Score		RPI	S	Opponent	Score		RPI	S	Opponent	Score	
3	A	Virginia	3	11						82	H	Charlotte	1	11	101	N	Ohio St.	9	20										
18	N	Oklahoma	3	11						82	H	Charlotte	4	5	102	A	High Point	2	1										
21	A	North Carolina	6	17						82	H	Charlotte	6	4	102	A	High Point	4	5										
															106	A	Jacksonville	8	10										
															113	A	North Florida	16	11										
															146	H	Columbia	6	3										
															146	H	Columbia	7	12										
															147	A	VCU	8	6										
															147	H	VCU	9	8										
															155	A	George Mason	6	4										
															155	H	George Mason	6	4										
															166	A	Longwood	4	5										
															166	H	Longwood	13	10										
															173	A	Rhode Island	4	6										
															173	A	Rhode Island	4	3										
															173	A	Rhode Island	0	6										
															177	H	Xavier	8	7										
															177	H	Xavier	1	4										
															177	H	Xavier	6	10										
															208	A	Massachusetts	3	6										
															208	A	Massachusetts	6	7										
															208	A	Massachusetts	10	5										
															221	A	Old Dominion	2	3										
															234	H	Fordham	10	7										
															234	H	Fordham	6	11										
															234	H	Fordham	1	5										
															237	H	George Washington	7	6										
LAST 15 GAMES										266	A	Duquesne	7	14	221	A	Old Dominion	2	3										
										82	H	Charlotte	4	5	266	A	Duquesne	4	3										
										82	H	Charlotte	6	4	166	H	Longwood	13	10										
										82	H	Charlotte	1	11															
										173	A	Rhode Island	4	3															
										173	A	Rhode Island	4	6															

Non-Div. I Games:

Richmond

173	A	Rhode Island	0	6
266	A	Duquesne	5	6

RPI	S	Opponent	Score	
237	H	George Washington	8	11
237	H	George Washington	5	11
238	H	Wagner	13	4
238	H	Wagner	9	11
238	H	Wagner	17	5
251	H	St. Joseph's	7	2
251	H	St. Joseph's	16	10
251	H	St. Joseph's	9	18
253	H	Lafayette	11	2
253	H	Lafayette	10	7
253	H	Lafayette	7	1
264	N	Valparaiso	1	9
265	A	Temple	12	7
265	A	Temple	5	6
265	A	Temple	10	11
266	A	Duquesne	4	3
266	A	Duquesne	7	14
266	A	Duquesne	5	6
296	N	Florida A&M	23	1

Richmond

R  
i  
c  
h  
m  
o  
n  
d

R  
i  
c  
h  
m  
o  
n  
d





Rider

286	A	Iona	15	4
286	A	Iona	5	4

Through Games Of Sunday, May 30, 2010

RPI	S	Opponent	Score	
253	H	Lafayette	8	7
253	N	Lafayette	14	9
258	H	Princeton	10	12
262	A	La Salle	10	12
270	A	St. Peter's	5	4
270	A	St. Peter's	13	2
270	A	St. Peter's	13	3
277	H	Long Island	12	9
277	H	Long Island	10	4
277	H	Long Island	3	2
286	A	Iona	6	1
286	A	Iona	15	4
286	A	Iona	5	4
289	H	NJIT	19	3
297	A	Md.-East. Shore	8	0
297	A	Md.-East. Shore	7	0
297	A	Md.-East. Shore	4	1
297	A	Md.-East. Shore	2	0

Rider

R  
i  
d  
e  
r

R  
i  
d  
e  
r

Average RPI Win: 141		WON-LOST RECORD	WINNING PCT. RANK	LAST 15 GAMES	STRENGTH OF SCHEDULE	OPP. STRENGTH OF SCHEDULE	TEAM RPI	ADJ RPI	CONF. RPI	ADJ CONF. RPI				
Average RPI Loss: 73														
DIV. I ONLY		30-26-0	.53571	124	9-6-0	24	87	59	.55648	52	7	7		
DIV. I NON-CONF.		13-12-0	.52	134	2-0-0	67	97	93	.53209	87	8	9		
<hr/>														
TOTALS		RPI 1-25		RPI 26-50		W-L RECORDS		RPI 51-100		RPI 101-150		RPI 150+		
30-26-0		1-14-0		4-1-0		OVERALL		8-2-0		2-4-0		15-5-0		
14-4-0		0-0-0		0-0-0		HOME		7-2-0		2-2-0		5-0-0		
13-18-0		0-12-0		4-1-0		AWAY		0-0-0		0-1-0		9-4-0		
3-4-0		1-2-0		0-0-0		NEUTRAL		1-0-0		0-1-0		1-1-0		
13-12-0		0-6-0		4-1-0		NON-CONFERENCE		0-0-0		1-2-0		8-3-0		
6-0-0		0-0-0		0-0-0		HOME		0-0-0		1-0-0		5-0-0		
6-10-0		0-6-0		4-0-		AWAY		0-0-0		0-1-0		2-2-0		
1-2-0		0-0-0		0-0-0		NEUTRAL		0-0-0		0-1-0		1-1-0		
17-14-0		1-8-0		0-0-0		CONFERENCE		8-2-0		1-2-0		7-2-0		
8-4-0		0-0-0		0-0-0		HOME		7-2-0		1-2-0		0-0-0		
7-8-0		0-6-0		0-0-0		AWAY		0-0-0		0-0-0		7-2-0		
2-2-0		1-2-0		0-0-0		NEUTRAL		1-0-0		0-0-0		0-0-0		
RPI	S	Opponent	Score		RPI	S	Opponent	Score		RPI	S	Opponent	Score	
7	A	Louisville	6	24	38	A	Fla. Atlantic	3	12	57	H	Pittsburgh	5	6
7	A	Louisville	4	9	38	A	Fla. Atlantic	2	0	57	H	Pittsburgh	9	8
7	A	Louisville	3	5	50	A	FIU	11	8	57	H	Pittsburgh	6	1
8	A	Miami (FL)	1	12	50	A	FIU	20	11	57	N	Pittsburgh	9	5
8	A	Miami (FL)	7	9	50	A	FIU	15	11	58	H	St. John's (NY)	3	1
8	A	Miami (FL)	8	10						58	H	St. John's (NY)	7	9
10	A	Georgia Tech	4	9						58	H	St. John's (NY)	2	1
10	A	Georgia Tech	0	5						93	H	South Fla.	13	1
10	A	Georgia Tech	5	19						93	H	South Fla.	8	7
23	A	Connecticut	7	8						93	H	South Fla.	6	1
23	A	Connecticut	2	7										
23	A	Connecticut	3	6										
23	N	Connecticut	6	5										
23	N	Connecticut	10	11										
23	N	Connecticut	4	7										
					LAST 15 GAMES									
					23	N	Connecticut	4	7	283	H	Fairleigh Dickinson	8	2
					23	N	Connecticut	10	11	167	A	Seton Hall	4	5
					23	N	Connecticut	6	5	167	A	Seton Hall	11	1
					57	N	Pittsburgh	9	5					
					58	H	St. John's (NY)	3	1					
<hr/>														

Non-Div. I Games:

Rutgers

58 H St. John's (NY)	7	9
58 H St. John's (NY)	2	1

R  
u  
t  
g  
e  
r  
s

R  
u  
t  
g  
e  
r  
s

Average RPI Win:		189	WON-LOST RECORD		WINNING PCT. RANK	LAST 15 GAMES	STRENGTH OF SCHEDULE		OPP. STRENGTH OF SCHEDULE	TEAM RPI	ADJ RPI	CONF. RPI	ADJ CONF. RPI
Average RPI Loss:		127											
DIV. I ONLY		19-37-0			.33929 256	6-9-0	142		179	228	.45666 230	16	17
DIV. I NON-CONF.		11-18-0			.37931 215	1-5-0	162		208	210	.46106 211	16	16
TOTALS		RPI 1-25	RPI 26-50		W-L RECORDS		RPI 51-100		RPI 101-150		RPI 150+		
19-37-0		0-2-0	1-7-0		OVERALL		0-3-0		1-11-0		17-14-0		
13-17-0		0-0-0	1-4-0		HOME		0-2-0		0-3-0		12-8-0		
6-20-0		0-2-0	0-3-0		AWAY		0-1-0		1-8-0		5-6-0		
0-0-0		0-0-0	0-0-0		NEUTRAL		0-0-0		0-0-0		0-0-0		
11-18-0		0-2-0	1-4-0		NON-CONFERENCE		0-3-0		0-0-0		10-9-0		
9-9-0		0-0-0	1-1-0		HOME		0-2-0		0-0-0		8-6-0		
2-9-0		0-2-0	0-0-0		AWAY		0-1-0		0-0-0		2-3-0		
0-0-0		0-0-0	0-0-0		NEUTRAL		0-0-0		0-0-0		0-0-0		
8-19-0		0-0-0	0-3-0		CONFERENCE		0-0-0		1-11-0		7-5-0		
4-8-0		0-0-0	0-3-0		HOME		0-0-0		0-3-0		4-2-0		
4-11-0		0-0-0	0-0-0		AWAY		0-0-0		1-8-0		3-3-0		
0-0-0		0-0-0	0-0-0		NEUTRAL		0-0-0		0-0-0		0-0-0		
RPI S	Opponent	Score	RPI S	Opponent	Score	RPI S	Opponent	Score	RPI S	Opponent	Score		
17 A	South Carolina	2 4	26 A	Col. of Charleston	3 20	54 H	Appalachian St.	0 11	106 H	Jacksonville	8 10		
19 A	Clemson	4 22	26 H	Col. of Charleston	11 10	82 A	Charlotte	2 24	106 H	Jacksonville	9 10		
			32 A	Citadel	3 10	82 H	Charlotte	8 10	106 H	Jacksonville	3 16		
			32 H	Citadel	3 10				113 A	North Florida	3 16		
			44 H	Fla. Gulf Coast	9 10				113 A	North Florida	0 14		
			44 H	Fla. Gulf Coast	11 20				113 A	North Florida	0 10		
			44 H	Fla. Gulf Coast	3 12				131 A	Mercer	5 2		
			47 A	Tennessee	1 9				131 A	Mercer	6 8		
									131 A	Mercer	2 5		
									137 A	East Tenn. St.	6 11		
									137 A	East Tenn. St.	3 4		
									137 A	East Tenn. St.	4 13		
									152 H	Kennesaw St.	6 10		
									152 H	Kennesaw St.	6 5		
									152 H	Kennesaw St.	12 2		
									162 A	Stetson	7 19		
									162 A	Stetson	4 2		
									162 A	Stetson	8 7		
									165 A	Georgia St.	9 7		
									165 H	Georgia St.	8 5		
									170 H	William & Mary	9 11		
									170 H	William & Mary	8 6		
									171 A	Belmont	2 8		
									171 A	Belmont	5 8		
									171 A	Belmont	3 1		
									180 H	Gardner-Webb	6 10		
									180 H	Gardner-Webb	9 8		
			LAST 15 GAMES										
			170 H	William & Mary	8 6	162 A	Stetson	8 7					
			170 H	William & Mary	9 11	162 A	Stetson	7 19					
			152 H	Kennesaw St.	12 2	162 A	Stetson	4 2					
			152 H	Kennesaw St.	6 10								
			152 H	Kennesaw St.	6 5								

Non-Div. I Games:

S.C. Upstate

32	H	Citadel	3	10
26	A	Col. of Charleston	3	20

RPI	S	Opponent	Score	
192	A	Charleston So.	4	8
192	H	Charleston So.	5	8
222	A	UNC Asheville	9	6
222	H	UNC Asheville	4	3
226	H	Campbell	4	3
226	H	Campbell	6	13
226	H	Campbell	6	5
237	H	George Washington	1	5
237	H	George Washington	6	12
237	H	George Washington	0	9
242	H	Dayton	8	5
256	A	Presbyterian	2	3
256	A	Presbyterian	1	3
256	H	Presbyterian	6	3
279	H	Butler	10	0
289	H	NJIT	3	2

Average RPI Win:	203	WON-LOST RECORD	WINNING PCT. RANK	LAST 15 GAMES	STRENGTH OF SCHEDULE	OPP. STRENGTH OF SCHEDULE	TEAM RPI	ADJ RPI	CONF. RPI	ADJ CONF. RPI		
Average RPI Loss:	161											
DIV. I ONLY		13-38-0	.2549	282	2-13-0	189	210	264	.42222	267	25	26
DIV. I NON-CONF.		13-38-0	.2549	260	2-13-0	186	247	264	.42222	264	24	25
<hr/>												
TOTALS	RPI 1-25	RPI 26-50		W-L RECORDS		RPI 51-100		RPI 101-150		RPI 150+		
13-38-0	0-0-0	0-0-0		OVERALL		0-6-0		2-10-0		11-22-0		
8-4-0	0-0-0	0-0-0		HOME		0-0-0		0-1-0		8-3-0		
4-30-0	0-0-0	0-0-0		AWAY		0-6-0		2-9-0		2-15-0		
1-4-0	0-0-0	0-0-0		NEUTRAL		0-0-0		0-0-0		1-4-0		
13-38-0	0-0-0	0-0-0		NON-CONFERENCE		0-6-0		2-10-0		11-22-0		
8-4-0	0-0-0	0-0-0		HOME		0-0-0		0-1-0		8-3-0		
4-30-0	0-0-0	0-0-		AWAY		0-6-0		2-9-0		2-15-0		
1-4-0	0-0-0	0-0-0		NEUTRAL		0-0-0		0-0-0		1-4-0		
0-0-0	0-0-0	0-0-0		CONFERENCE		0-0-0		0-0-0		0-0-0		
0-0-0	0-0-0	0-0-0		HOME		0-0-0		0-0-0		0-0-0		
0-0-0	0-0-0	0-0-0		AWAY		0-0-0		0-0-0		0-0-0		
0-0-0	0-0-0	0-0-0		NEUTRAL		0-0-0		0-0-0		0-0-0		
RPI	S	Opponent	Score	RPI	S	Opponent	Score	RPI	S	Opponent	Score	
						55 A Western Caro.	8 12	124 A Indiana St.		5 6		
						55 A Western Caro.	0 6	124 H Indiana St.		5 7		
						74 A Missouri	3 14	129 A Austin Peay		9 10		
						92 A Evansville	3 9	129 A Austin Peay		5 6		
						92 A Evansville	2 9	129 A Austin Peay		2 5		
						92 A Evansville	2 3	137 A East Tenn. St.		4 24		
								137 A East Tenn. St.		16 10		
								137 A East Tenn. St.		1 14		
								141 A UALR		8 11		
								141 A UALR		6 13		
								141 A UALR		6 5		
								141 A UALR		8 11		
								163 H Murray St.		5 2		
								163 H Murray St.		5 4		
								163 H Murray St.		6 11		
								169 A Southern Ill.		2 4		
								169 A Southern Ill.		3 7		
								169 A Southern Ill.		5 8		
								172 A Eastern Ky.		1 4		
								172 A Eastern Ky.		7 8		
								172 A Eastern Ky.		1 4		
								174 A Tennessee Tech		11 8		
								174 A Tennessee Tech		0 5		
								174 A Tennessee Tech		12 4		
								179 N Creighton		0 22		
								186 A Missouri St.		3 5		
								200 A Morehead St.		6 11		
				LAST 15 GAMES								
				172 A Eastern Ky.	7 8	233 A Bradley	2 3	174 A Tennessee Tech		0 5		
				172 A Eastern Ky.	1 4	233 A Bradley	1 7	174 A Tennessee Tech		12 4		
				172 A Eastern Ky.	1 4	169 A Southern Ill.	5 8	179 N Creighton		0 22		
				206 N St. Louis	5 6			186 A Missouri St.		3 5		
				124 H Indiana St.	5 7			200 A Morehead St.		6 11		

Non-Div. I Games: Mo.-St. Louis 7 3

SIU Edwardsville

233	H	Bradley	3	2
233	H	Bradley	8	5

RPI	S	Opponent	Score	
200	A	Morehead St.	14	24
200	A	Morehead St.	6	8
206	A	St. Louis	4	11
206	H	St. Louis	17	10
206	N	St. Louis	5	6
211	N	Milwaukee	2	20
211	N	Milwaukee	5	6
214	A	Central Ark.	8	14
233	A	Bradley	2	3
233	A	Bradley	1	7
233	H	Bradley	8	5
233	H	Bradley	3	2
235	H	UT Martin	4	7
235	H	UT Martin	7	11
235	H	UT Martin	6	3
242	N	Dayton	13	12
269	H	North Dakota	6	1
269	H	North Dakota	11	0

SIU Edwardsville

SIU Edwardsville

SIU Edwardsville



Average RPI Win: 140		WON-LOST RECORD		WINNING PCT. RANK		LAST 15 GAMES		STRENGTH OF SCHEDULE		OPP. STRENGTH OF SCHEDULE		TEAM RPI		ADJ RPI		CONF. RPI		ADJ CONF. RPI	
DIV. I ONLY		17-35-1		.33019 261		3-12-0		140		131		227		.46197 223		15		14	
DIV. I NON-CONF.		10-18-1		.36207 227		0-1-0		166		70		207		.46585 206		15		15	
TOTALS		RPI 1-25		RPI 26-50		W-L RECORDS		RPI 51-100		RPI 101-150		RPI 150+							
17-35-1		0-3-0		1-3-0		OVERALL		4-6-0		5-12-0		7-11-1							
10-14-1		0-0-0		1-3-0		HOME		3-1-0		2-7-0		4-3-1							
6-19-0		0-3-0		0-0-0		AWAY		1-3-0		3-5-0		2-8-0							
1-2-0		0-0-0		0-0-0		NEUTRAL		0-2-0		0-0-0		1-0-0							
10-18-1		0-3-0		1-3-0		NON-CONFERENCE		0-2-0		4-5-0		5-5-1							
6-6-1		0-0-0		1-3-0		HOME		0-0-0		1-0-0		4-3-1							
3-10-0		0-3-0		0-0-0		AWAY		0-0-0		3-5-0		0-2-0							
1-2-0		0-0-0		0-0-0		NEUTRAL		0-2-0		0-0-0		1-0-0							
7-17-0		0-0-0		0-0-0		CONFERENCE		4-4-0		1-7-0		2-6-0							
4-8-0		0-0-0		0-0-0		HOME		3-1-0		1-7-0		0-0-0							
3-9-0		0-0-0		0-0-0		AWAY		1-3-0		0-0-0		2-6-0							
0-0-0		0-0-0		0-0-0		NEUTRAL		0-0-0		0-0-0		0-0-0							
RPI	S	Opponent		Score		RPI	S	Opponent		Score		RPI	S	Opponent		Score			
24	A	Arizona		0	5	37	H	California		3	7	59	N	Kansas		2	4		
24	A	Arizona		6	10	45	H	UC Irvine		3	4	59	N	Kansas		6	4		
24	A	Arizona		7	8	45	H	UC Irvine		2	1	76	H	Hawaii		6	7		
						45	H	UC Irvine		3	5	76	H	Hawaii		0	11		
												76	H	Hawaii		6	10		
												76	H	Hawaii		2	14		
												77	A	Fresno St.		13	12		
												77	A	Fresno St.		2	5		
												77	A	Fresno St.		5	4		
												77	A	Fresno St.		4	10		
												77	A	Fresno St.		4	8		
												128	H	New Mexico St.		4	11		
												128	H	New Mexico St.		2	4		
												128	H	New Mexico St.		3	9		
												128	H	New Mexico St.		0	3		
												132	A	San Francisco		4	5		
												150	A	UNLV		14	18		
												150	A	UNLV		10	8		
												150	A	UNLV		19	5		
												157	A	Louisiana Tech		12	27		
												157	A	Louisiana Tech		4	5		
												157	A	Louisiana Tech		2	7		
												157	A	Louisiana Tech		11	17		
												158	A	UC Davis		2	13		
												158	H	UC Davis		7	6		
												158	H	UC Davis		3	11		
												159	H	UC Santa Barbara		3	0		
												159	H	UC Santa Barbara		0	9		
												159	H	UC Santa Barbara		10	9		

Non-Div. I Games: San Fran. St. 10 3

Sacramento St.

Sacramento St.

118 H Nevada	6	7
118 H Nevada	2	4

Through Games Of Sunday, May 30, 2010

RPI	S	Opponent	Score	
190	N	Gonzaga	8	2
207	A	San Jose St.	12	3
207	A	San Jose St.	7	4
207	A	San Jose St.	1	13
207	A	San Jose St.	4	5
210	A	St. Mary's (CA)	4	5
210	H	St. Mary's (CA)	6	8
210	H	St. Mary's (CA)	4	4
280	H	Albany (NY)	22	2

Sacramento St.

S  
a  
c  
r  
a  
m  
e  
n  
t  
o  
S  
t  
.

S  
a  
c  
r  
a  
m  
e  
n  
t  
o  
S  
t  
.

Average RPI Win:		235	WON-LOST RECORD		WINNING PCT. RANK	LAST 15 GAMES		STRENGTH OF SCHEDULE		OPP. STRENGTH OF SCHEDULE	TEAM RPI	ADJ RPI	CONF. RPI	ADJ CONF. RPI					
Average RPI Loss:		188																	
DIV. I ONLY			31-27-0		.53448	126	9-6-0		232	272	198	.47979	188	27	27				
DIV. I NON-CONF.			9-13-0		.40909	200	0-0-0		164	250	200	.47271	196	29	29				
TOTALS		RPI 1-25		RPI 26-50		W-L RECORDS		RPI 51-100		RPI 101-150		RPI 150+							
31-27-0		1-2-0		1-3-0		OVERALL		1-0-0		0-1-0		28-21-0							
13-7-0		0-1-0		0-0-0		HOME		1-0-0		0-0-0		12-6-0							
13-14-0		1-1-0		1-3-0		AWAY		0-0-0		0-0-0		11-10-0							
5-6-0		0-0-0		0-0-0		NEUTRAL		0-0-0		0-1-0		5-5-0							
9-13-0		1-2-0		1-3-0		NON-CONFERENCE		1-0-0		0-1-0		6-7-0							
2-2-0		0-1-0		0-0-0		HOME		1-0-0		0-0-0		1-1-0							
4-7-0		1-1-0		1-0-		AWAY		0-0-0		0-0-0		2-3-0							
3-4-0		0-0-0		0-0-0		NEUTRAL		0-0-0		0-1-0		3-3-0							
22-14-0		0-0-0		0-0-0		CONFERENCE		0-0-0		0-0-0		22-14-0							
11-5-0		0-0-0		0-0-0		HOME		0-0-0		0-0-0		11-5-0							
9-7-0		0-0-0		0-0-0		AWAY		0-0-0		0-0-0		9-7-0							
2-2-0		0-0-0		0-0-0		NEUTRAL		0-0-0		0-0-0		2-2-0							
RPI	S	Opponent		Score		RPI	S	Opponent		Score		RPI	S	Opponent		Score			
23	A	Connecticut		11	8	44	A	Fla. Gulf Coast		6	3	88	H	Manhattan		11	10		
23	A	Connecticut		2	9	44	A	Fla. Gulf Coast		2	15			122 N Bowling Green		10	16		
23	H	Connecticut		3	15	44	A	Fla. Gulf Coast		3	18			173 H Rhode Island		2	23		
						44	A	Fla. Gulf Coast		4	7			173 N Rhode Island		10	11		
														184 A Bryant		1	10		
														184 A Bryant		1	14		
														184 A Bryant		5	1		
														184 A Bryant		0	9		
														195 H Central Conn. St.		5	9		
														195 H Central Conn. St.		0	8		
														195 H Central Conn. St.		7	8		
														195 H Central Conn. St.		3	1		
														195 N Central Conn. St.		3	9		
														195 N Central Conn. St.		6	9		
														195 N Central Conn. St.		8	3		
														219 N Lehigh		5	8		
														232 N Harvard		2	3		
														232 N Harvard		1	0		
														238 A Wagner		3	5		
														238 A Wagner		5	0		
														238 A Wagner		5	2		
														238 A Wagner		13	5		
														241 H Monmouth		6	5		
														241 H Monmouth		4	3		
														241 H Monmouth		6	4		
														241 H Monmouth		11	4		
														241 N Monmouth		5	4		
														244 A Yale		3	7		
LAST 15 GAMES																			
					195	N	Central Conn. St.	3	9	184	A	Bryant	0	9	241	H	Monmouth	4	3
					195	N	Central Conn. St.	6	9	241	H	Monmouth	6	4	241	H	Monmouth	6	4
					195	N	Central Conn. St.	8	3	241	H	Monmouth	4	3	241	H	Monmouth	11	4
					241	N	Monmouth	5	4						241	N	Monmouth	5	4
					184	A	Bryant	1	10						244	A	Yale	3	7

Non-Div. I Games:

Sacred Heart

Sacred Heart

184	A	Bryant	1	14
184	A	Bryant	5	1

Through Games Of Sunday, May 30, 2010

RPI	S	Opponent	Score	
244	A	Yale	5	4
250	A	Fairfield	8	3
263	N	St. Bonaventure	16	13
277	A	Long Island	6	5
277	A	Long Island	4	10
277	A	Long Island	5	8
277	A	Long Island	9	2
278	H	Mt. St. Mary's	12	0
278	H	Mt. St. Mary's	14	4
278	H	Mt. St. Mary's	5	2
278	H	Mt. St. Mary's	3	2
281	H	Quinnipiac	6	10
281	H	Quinnipiac	2	8
281	H	Quinnipiac	8	3
281	H	Quinnipiac	11	1
283	A	Fairleigh Dickinson	3	11
283	A	Fairleigh Dickinson	11	1
283	A	Fairleigh Dickinson	15	2
283	A	Fairleigh Dickinson	15	4
284	A	Hartford	4	5
284	A	Hartford	0	2
286	H	Iona	10	4
292	N	UMBC	11	1

Sacred Heart

S  
a  
c  
r  
e  
d  
H  
e  
a  
r  
t

S  
a  
c  
r  
e  
d  
H  
e  
a  
r  
t

[illegible]

**Non-Div. I Games:**

Sam Houston St.

214 H Central Ark.	3	4
53 A Southeastern La.	5	6

RPI	S	Opponent	Score	
214	H	Central Ark.	3	4
214	H	Central Ark.	4	11
214	H	Central Ark.	3	8
243	H	Houston Baptist	9	8
254	A	Texas Southern	10	0
254	H	Texas Southern	14	8
295	H	Prairie View	8	3

S  
a  
m  
H  
o  
u  
s  
t  
o  
n  
S  
t  
.

S  
a  
m  
H  
o  
u  
s  
t  
o  
n  
S  
t  
.

[illegible]

**Non-Div. I Games:**

Samford

41 A	Elon	4	6
55 H	Western Caro.	8	5

S  
a  
m  
f  
o  
r  
d

S  
a  
m  
f  
o  
r  
d



Average RPI Win:		133	WON-LOST RECORD		WINNING PCT. RANK		LAST 15 GAMES		STRENGTH OF SCHEDULE		OPP. STRENGTH OF SCHEDULE		TEAM RPI		ADJ RPI		CONF. RPI		ADJ CONF. RPI				
DIV. I ONLY			36-20-0		.64286 40		9-6-0		37		73		33		.57999 29		17		16				
DIV. I NON-CONF.			16-18-0		.47059 159		3-4-0		1		13		35		.57085 33		14		14				
TOTALS		RPI 1-25		RPI 26-50		W-L RECORDS		RPI 51-100		RPI 101-150		RPI 150+											
36-20-0		3-6-0		2-6-0		OVERALL		7-6-0		11-3-0		14-1-0											
24-10-0		0-2-0		2-3-0		HOME		4-2-0		5-2-0		13-1-0											
12-10-0		3-4-0		0-3-0		AWAY		3-2-0		6-1-0		0-0-0											
1-2-0		0-0-0		0-0-0		NEUTRAL		0-2-0		0-0-0		1-0-0											
16-18-0		3-6-0		2-6-0		NON-CONFERENCE		4-6-0		5-2-0		3-0-0											
12-9-0		0-2-0		2-3-0		HOME		4-2-0		4-2-0		2-0-0											
4-9-0		3-4-0		0-0-		AWAY		0-2-0		1-0-0		0-0-0											
1-2-0		0-0-0		0-0-0		NEUTRAL		0-2-0		0-0-0		1-0-0											
20-2-0		0-0-0		0-0-0		CONFERENCE		3-0-0		6-1-0		11-1-0											
12-1-0		0-0-0		0-0-0		HOME		0-0-0		1-0-0		11-1-0											
8-1-0		0-0-0		0-0-0		AWAY		3-0-0		5-1-0		0-0-0											
0-0-0		0-0-0		0-0-0		NEUTRAL		0-0-0		0-0-0		0-0-0											
RPI	S	Opponent		Score		RPI	S	Opponent		Score		RPI	S	Opponent		Score							
1	A	Arizona St.		0	15	30	H	Rice		6	4	71	A	UC Riverside		9	13	103	H	Indiana		9	2
1	A	Arizona St.		6	11	30	H	Rice		8	9	71	H	UC Riverside		9	7	103	H	Indiana		9	4
2	A	Coastal Caro.		5	3	30	H	Rice		6	5	71	H	UC Riverside		15	8	103	H	Indiana		5	7
2	A	Coastal Caro.		2	10	31	A	Oregon		4	13	76	H	Hawaii		6	8	103	H	Indiana		16	10
2	A	Coastal Caro.		2	1	33	H	Kentucky		0	6	76	N	Hawaii		3	4	108	H	UAB		5	2
11	A	Cal St. Fullerton		4	11	45	A	UC Irvine		1	9	76	N	Hawaii		9	12	121	A	Cal St. Northridge		14	8
11	H	Cal St. Fullerton		2	4	45	A	UC Irvine		4	8	77	H	Fresno St.		10	7	121	H	Cal St. Northridge		1	7
11	H	Cal St. Fullerton		10	13	45	H	UC Irvine		3	4	94	A	Portland		2	0	132	A	San Francisco		10	4
25	A	Oregon St.		4	1							94	A	Portland		9	2	132	A	San Francisco		4	3
												94	A	Portland		5	1	132	A	San Francisco		4	2
												100	A	San Diego St.		2	5	132	H	San Francisco		15	7
												100	H	San Diego St.		5	9	148	A	Pepperdine		6	3
												100	H	San Diego St.		2	0	148	A	Pepperdine		0	5
																		148	A	Pepperdine		5	4
																		189	H	Loyola Marymount		6	1
																		189	H	Loyola Marymount		15	2
																		189	H	Loyola Marymount		3	2
																		190	H	Gonzaga		9	4
																		190	H	Gonzaga		18	5
																		190	H	Gonzaga		17	7
																		205	H	Santa Clara		9	4
																		205	H	Santa Clara		10	2
																		205	H	Santa Clara		9	4
																		210	H	St. Mary's (CA)		4	1
																		210	H	St. Mary's (CA)		1	8
																		210	H	St. Mary's (CA)		5	3
																		211	N	Milwaukee		22	1

Non-Div. I Games:

San Diego

210	H	St. Mary's (CA)	4	1
71	A	UC Riverside	9	13

RPI	S	Opponent	Score	
241	H	Monmouth	8	2
241	H	Monmouth	3	2

San Diego

S  
a  
n  
D  
i  
e  
g  
o

S  
a  
n  
D  
i  
e  
g  
o

Average RPI Win:		165	WON-LOST RECORD		WINNING PCT. RANK	LAST 15 GAMES	STRENGTH OF SCHEDULE		OPP. STRENGTH OF SCHEDULE	TEAM RPI	ADJ RPI	CONF. RPI	ADJ CONF. RPI		
Average RPI Loss:		76													
DIV. I ONLY			28-28-0		.5	148	7-8-0		99	91	105	.52029	100	10	10
DIV. I NON-CONF.			15-15-0		.5	143	0-1-0		28	114	83	.53628	82	9	8
TOTALS		RPI 1-25	RPI 26-50		W-L RECORDS		RPI 51-100		RPI 101-150		RPI 150+				
28-28-0		1-7-0	5-7-0		OVERALL		1-4-0		6-8-0		15-2-0				
22-16-0		0-5-0	3-3-0		HOME		1-2-0		6-4-0		12-2-0				
6-12-0		1-2-0	2-4-0		AWAY		0-2-0		0-4-0		3-0-0				
0-0-0		0-0-0	0-0-0		NEUTRAL		0-0-0		0-0-0		0-0-0				
15-15-0		0-5-0	4-2-0		NON-CONFERENCE		1-4-0		1-2-0		9-2-0				
13-11-0		0-5-0	2-1-0		HOME		1-2-0		1-1-0		9-2-0				
2-4-0		0-0-0	2-0-		AWAY		0-2-0		0-1-0		0-0-0				
0-0-0		0-0-0	0-0-0		NEUTRAL		0-0-0		0-0-0		0-0-0				
13-13-0		1-2-0	1-5-0		CONFERENCE		0-0-0		5-6-0		6-0-0				
9-5-0		0-0-0	1-2-0		HOME		0-0-0		5-3-0		3-0-0				
4-8-0		1-2-0	0-3-0		AWAY		0-0-0		0-3-0		3-0-0				
0-0-0		0-0-0	0-0-0		NEUTRAL		0-0-0		0-0-0		0-0-0				
RPI	S	Opponent	Score	RPI	S	Opponent	Score	RPI	S	Opponent	Score	RPI	S	Opponent	Score
11	H	Cal St. Fullerton	1 <b>11</b>	29	A	San Diego	0 <b>2</b>	71	A	UC Riverside	4 <b>10</b>	108	H	UAB	8 7
15	A	TCU	5 <b>11</b>	29	A	San Diego	9 5	71	H	UC Riverside	14 1	110	A	BYU	10 <b>16</b>
15	A	TCU	1 <b>4</b>	29	H	San Diego	5 2	77	H	Fresno St.	3 <b>10</b>	110	A	BYU	5 <b>13</b>
15	A	TCU	3 1	33	H	Kentucky	12 4	87	A	Long Beach St.	3 <b>4</b>	110	A	BYU	9 <b>10</b>
18	H	Oklahoma	5 <b>9</b>	45	A	UC Irvine	6 5	87	H	Long Beach St.	8 <b>11</b>	110	H	BYU	8 <b>16</b>
18	H	Oklahoma	5 <b>17</b>	45	H	UC Irvine	4 <b>9</b>					121	A	Cal St. Northridge	2 <b>3</b>
18	H	Oklahoma	4 <b>7</b>	46	A	New Mexico	4 <b>5</b>					132	H	San Francisco	3 <b>5</b>
18	H	Oklahoma	2 <b>5</b>	46	A	New Mexico	7 <b>12</b>					138	H	Utah	4 <b>5</b>
				46	A	New Mexico	5 <b>8</b>					138	H	Utah	6 <b>12</b>
				46	H	New Mexico	11 0					138	H	Utah	4 3
				46	H	New Mexico	1 <b>14</b>					138	H	Utah	8 6
				46	H	New Mexico	8 <b>20</b>					150	H	UNLV	8 4
												150	H	UNLV	12 6
												150	H	UNLV	6 4
												205	H	Santa Clara	1 <b>5</b>
												205	H	Santa Clara	13 6
												205	H	Santa Clara	7 5
												205	H	Santa Clara	7 0
												216	H	Stony Brook	14 <b>18</b>
												216	H	Stony Brook	11 10
												238	H	Wagner	21 12
												238	H	Wagner	12 1
												238	H	Wagner	18 0
												238	H	Wagner	7 2
												241	H	Monmouth	7 0
												249	A	Air Force	8 7
												249	A	Air Force	16 9
				LAST 15 GAMES											
				110	H	BYU	8 <b>16</b>	110	A	BYU	9 <b>10</b>				
				138	H	Utah	6 <b>12</b>	249	H	Air Force	17 9				
				150	H	UNLV	6 4	249	H	Air Force	21 6				
				150	H	UNLV	12 6								
				150	H	UNLV	8 4								

Non-Div. I Games:

San Diego St.

110	A	BYU	10	16
110	A	BYU	5	13

RPI	S	Opponent	Score	
249	A	Air Force	14	9
249	H	Air Force	21	6
249	H	Air Force	13	4
249	H	Air Force	17	9

Average RPI Win:		134	WON-LOST RECORD		WINNING PCT. RANK	LAST 15 GAMES		STRENGTH OF SCHEDULE		OPP. STRENGTH OF SCHEDULE	TEAM RPI	ADJ RPI	CONF. RPI	ADJ CONF. RPI			
Average RPI Loss:		116															
DIV. I ONLY			28-28-0		.5	148	6-9-0		155	80	145	.50895	132	17	16		
DIV. I NON-CONF.			18-16-0		.52941	130	1-1-0		120	36	102	.52663	95	14	14		
TOTALS		RPI 1-25		RPI 26-50		W-L RECORDS		RPI 51-100		RPI 101-150		RPI 150+					
28-28-0		0-2-0		3-6-0		OVERALL		6-3-0		9-8-0		10-9-0					
9-9-0		0-0-0		0-4-0		HOME		4-0-0		3-2-0		2-3-0					
15-18-0		0-2-0		3-2-0		AWAY		2-2-0		3-6-0		7-6-0					
4-1-0		0-0-0		0-0-0		NEUTRAL		0-1-0		3-0-0		1-0-0					
18-16-0		0-2-0		3-2-0		NON-CONFERENCE		3-3-0		9-5-0		3-4-0					
5-4-0		0-0-0		0-1-0		HOME		1-0-0		3-2-0		1-1-0					
10-11-0		0-2-0		3-0-		AWAY		2-2-0		3-3-0		2-3-0					
3-1-0		0-0-0		0-0-0		NEUTRAL		0-1-0		3-0-0		0-0-0					
10-12-0		0-0-0		0-4-0		CONFERENCE		3-0-0		0-3-0		7-5-0					
4-5-0		0-0-0		0-3-0		HOME		3-0-0		0-0-0		1-2-0					
5-7-0		0-0-0		0-1-0		AWAY		0-0-0		0-3-0		5-3-0					
1-0-0		0-0-0		0-0-0		NEUTRAL		0-0-0		0-0-0		1-0-0					
RPI	S	Opponent		Score		RPI	S	Opponent		Score		RPI	S	Opponent		Score	
1	A	Arizona St.		3	21	29	A	San Diego		7	15	71	A	UC Riverside		1	10
1	A	Arizona St.		5	11	29	H	San Diego		3	4	71	A	UC Riverside		9	3
						29	H	San Diego		2	4	71	A	UC Riverside		5	8
						29	H	San Diego		4	10	77	N	Fresno St.		2	5
						36	A	Stanford		5	1	83	H	Houston		3	2
						37	A	California		6	1	94	H	Portland		10	3
						37	H	California		3	8	94	H	Portland		4	2
						46	A	New Mexico		9	5	94	H	Portland		7	6
						46	A	New Mexico		4	19	100	A	San Diego St.		5	3

Non-Div. I Games:

San Francisco

94	H	Portland	7	6
94	H	Portland	10	3

RPI	S	Opponent	Score	
205	A	Santa Clara	13	5
205	A	Santa Clara	6	12
205	A	Santa Clara	11	5
207	A	San Jose St.	3	5
207	H	San Jose St.	1	5
210	A	St. Mary's (CA)	1	5
210	A	St. Mary's (CA)	5	0
210	N	St. Mary's (CA)	4	2
223	H	Sacramento St.	5	4

San Francisco

S  
a  
n  
F  
r  
a  
n  
c  
i  
s  
c  
o

S  
a  
n  
F  
r  
a  
n  
c  
i  
s  
c  
o

Average RPI Win:	143	WON-LOST RECORD	WINNING PCT. RANK	LAST 15 GAMES	STRENGTH OF SCHEDULE	OPP. STRENGTH OF SCHEDULE	TEAM RPI	ADJ RPI	CONF. RPI	ADJ CONF. RPI		
DIV. I ONLY		23-37-0	.38333	231	6-9-0	160	149	207	.46858	207	15	14
DIV. I NON-CONF.		12-20-0	.375	217	0-1-0	225	111	226	.45201	229	15	15
<hr/>												
TOTALS	RPI 1-25	RPI 26-50		W-L RECORDS		RPI 51-100		RPI 101-150		RPI 150+		
23-37-0	0-0-0	0-2-0		OVERALL		4-9-0		8-13-0		11-13-0		
11-18-0	0-0-0	0-1-0		HOME		1-3-0		3-7-0		7-7-0		
10-17-0	0-0-0	0-1-0		AWAY		3-4-0		3-6-0		4-6-0		
2-2-0	0-0-0	0-0-0		NEUTRAL		0-2-0		2-0-0		0-0-0		
12-20-0	0-0-0	0-2-0		NON-CONFERENCE		1-2-0		4-7-0		7-9-0		
7-10-0	0-0-0	0-1-0		HOME		0-0-0		2-4-0		5-5-0		
5-10-0	0-0-0	0-0-		AWAY		1-2-0		2-3-0		2-4-0		
0-0-0	0-0-0	0-0-0		NEUTRAL		0-0-0		0-0-0		0-0-0		
11-17-0	0-0-0	0-0-0		CONFERENCE		3-7-0		4-6-0		4-4-0		
4-8-0	0-0-0	0-0-0		HOME		1-3-0		1-3-0		2-2-0		
5-7-0	0-0-0	0-0-0		AWAY		2-2-0		1-3-0		2-2-0		
2-2-0	0-0-0	0-0-0		NEUTRAL		0-2-0		2-0-0		0-0-0		
RPI	S	Opponent	Score	RPI	S	Opponent	Score	RPI	S	Opponent	Score	
				36	A	Stanford	7 10	56	A	Wichita St.	2 3	
				36	H	Stanford	3 8	56	A	Wichita St.	6 7	
								56	A	Wichita St.	4 3	
								76	H	Hawaii	3 0	
								76	H	Hawaii	2 4	
								76	H	Hawaii	3 5	
								76	H	Hawaii	14 17	
								77	A	Fresno St.	4 3	
								77	A	Fresno St.	9 3	
								77	A	Fresno St.	0 10	
								77	A	Fresno St.	3 4	
								77	N	Fresno St.	10 12	
								77	N	Fresno St.	1 13	

Non-Div. I Games:

San Jose St.

San Jose St.

76	H	Hawaii	3	0
76	H	Hawaii	2	4

Through Games Of Sunday, May 30, 2010

RPI	S	Opponent	Score	
158	H	UC Davis	3	8
159	H	UC Santa Barbara	0	7
159	H	UC Santa Barbara	4	2
159	H	UC Santa Barbara	6	5
169	A	Southern Ill.	10	1
169	H	Southern Ill.	18	6
205	A	Santa Clara	8	9
205	A	Santa Clara	3	11
205	H	Santa Clara	0	4
210	A	St. Mary's (CA)	2	6
210	A	St. Mary's (CA)	7	6
210	H	St. Mary's (CA)	4	12
223	H	Sacramento St.	3	12
223	H	Sacramento St.	4	7
223	H	Sacramento St.	13	1
223	H	Sacramento St.	5	4
249	H	Air Force	4	5
249	H	Air Force	7	3

San Jose St.

S  
a  
n  
J  
o  
s  
e  
S  
t  
.

S  
a  
n  
J  
o  
s  
e  
S  
t  
.



Average RPI Win: 178		WON-LOST RECORD		WINNING PCT. RANK		LAST 15 GAMES		STRENGTH OF SCHEDULE		OPP. STRENGTH OF SCHEDULE		TEAM RPI		ADJ RPI		CONF. RPI		ADJ CONF. RPI	
DIV. I ONLY		23-31-0		.42593 205		7-8-0		202		107		205		.47054 205		17		16	
DIV. I NON-CONF.		15-18-0		.45455 177		1-5-0		193		69		189		.48034 191		14		14	
TOTALS		RPI 1-25		RPI 26-50		W-L RECORDS		RPI 51-100		RPI 101-150		RPI 150+							
23-31-0		0-3-0		1-5-0		OVERALL		2-9-0		5-6-0		15-8-0							
15-15-0		0-0-0		1-1-0		HOME		0-3-0		5-5-0		9-6-0							
8-16-0		0-3-0		0-4-0		AWAY		2-6-0		0-1-0		6-2-0							
0-0-0		0-0-0		0-0-0		NEUTRAL		0-0-0		0-0-0		0-0-0							
15-18-0		0-3-0		1-2-0		NON-CONFERENCE		2-6-0		2-3-0		10-4-0							
12-6-0		0-0-0		1-1-0		HOME		0-0-0		2-2-0		9-3-0							
3-12-0		0-3-0		0-0-		AWAY		2-6-0		0-1-0		1-1-0							
0-0-0		0-0-0		0-0-0		NEUTRAL		0-0-0		0-0-0		0-0-0							
8-13-0		0-0-0		0-3-0		CONFERENCE		0-3-0		3-3-0		5-4-0							
3-9-0		0-0-0		0-0-0		HOME		0-3-0		3-3-0		0-3-0							
5-4-0		0-0-0		0-3-0		AWAY		0-0-0		0-0-0		5-1-0							
0-0-0		0-0-0		0-0-0		NEUTRAL		0-0-0		0-0-0		0-0-0							
RPI	S	Opponent		Score		RPI	S	Opponent		Score		RPI	S	Opponent		Score			
11	A	Cal St. Fullerton		0 8		29	A	San Diego		4 9		77	A	Fresno St.		9 10			
11	A	Cal St. Fullerton		11 18		29	A	San Diego		4 9		83	A	Houston		8 7			
11	A	Cal St. Fullerton		4 6		29	A	San Diego		2 10		83	A	Houston		9 17			
						36	A	Stanford		3 8		83	A	Houston		2 3			
						36	H	Stanford		9 3		94	H	Portland		6 11			
						36	H	Stanford		0 14		94	H	Portland		2 4			
												94	H	Portland		2 11			
												100	A	San Diego St.		5 1			
												100	A	San Diego St.		6 13			
												100	A	San Diego St.		5 7			
												100	A	San Diego St.		0 7			
								</											

Non-Div. I Games:

Santa Clara

11	A	Cal St. Fullerton	0	8
158	A	UC Davis	6	11

RPI	S	Opponent	Score	
210	H	St. Mary's (CA)	4	5
249	H	Air Force	8	7
258	H	Princeton	19	4
258	H	Princeton	8	16
258	H	Princeton	12	3
258	H	Princeton	14	5
280	H	Albany (NY)	11	10

Santa Clara

S  
a  
n  
t  
a  
C  
l  
a  
r  
a

S  
a  
n  
t  
a  
C  
l  
a  
r  
a

Average RPI Win: 272		WON-LOST RECORD		WINNING PCT. RANK		LAST 15 GAMES		STRENGTH OF SCHEDULE		OPP. STRENGTH OF SCHEDULE		TEAM RPI		ADJ RPI		CONF. RPI		ADJ CONF. RPI	
DIV. I ONLY		17-24-0		.41463 217		4-9-0		299		294		288		.36929 291		25		26	
DIV. I NON-CONF.		12-23-0		.34286 234		4-9-0		280		297		281		.37961 288		24		25	
TOTALS		RPI 1-25		RPI 26-50		W-L RECORDS		RPI 51-100		RPI 101-150		RPI 150+							
17-24-0		0-0-0		0-2-0		OVERALL		0-3-0		2-2-0		15-17-0							
7-7-0		0-0-0		0-0-0		HOME		0-0-0		2-0-0		5-7-0							
10-17-0		0-0-0		0-2-0		AWAY		0-3-0		0-2-0		10-10-0							
0-0-0		0-0-0		0-0-0		NEUTRAL		0-0-0		0-0-0		0-0-0							
12-23-0		0-0-0		0-2-0		NON-CONFERENCE		0-3-0		2-2-0		10-16-0							
4-7-0		0-0-0		0-0-0		HOME		0-0-0		2-0-0		2-7-0							
8-16-0		0-0-0		0-0-		AWAY		0-3-0		0-2-0		8-9-0							
0-0-0		0-0-0		0-0-0		NEUTRAL		0-0-0		0-0-0		0-0-0							
5-1-0		0-0-0		0-0-0		CONFERENCE		0-0-0		0-0-0		5-1-0							
3-0-0		0-0-0		0-0-0		HOME		0-0-0		0-0-0		3-0-0							
2-1-0		0-0-0		0-0-0		AWAY		0-0-0		0-0-0		2-1-0							
0-0-0		0-0-0		0-0-0		NEUTRAL		0-0-0		0-0-0		0-0-0							
RPI	S	Opponent	Score		RPI	S	Opponent	Score		RPI	S	Opponent	Score						
			34	A	Virginia Tech	0	7	78	A	UCF	2	7	131	A	Mercer	9	10		
			34	A	Virginia Tech	0	12	78	A	UCF	6	8	131	A	Mercer	4	15		
								78	A	UCF	4	14	131	H	Mercer	11	8		
													131	H	Mercer	4	3		
													192	A	Charleston So.	1	9		
													192	H	Charleston So.	6	12		
													226	A	Campbell	21	5		
													226	A	Campbell	1	16		
													226	A	Campbell	5	9		
													236	A	N.C. A&T	8	16		
													236	A	N.C. A&T	3	18		
													236	A	N.C. A&T	6	13		
													236	H	N.C. A&T	6	8		
													236	H	N.C. A&T	3	11		
													236	H	N.C. A&T	5	8		
													285	A	Norfolk St.	7	5		
													285	A	Norfolk St.	2	3		
													285	A	Norfolk St.	9	1		
													285	H	Norfolk St.	5	13		
													293	A	Delaware St.	4	8		
													293	A	Delaware St.	8	2		
													293	A	Delaware St.	11	5		
													293	H	Delaware St.	10	12		
													296	A	Florida A&M	15	8		
													296	A	Florida A&M	5	10		
													296	H	Florida A&M	14	16		
													297	H	Md.-East. Shore	13	3		
Non-Div. I Games:		Clark Atlanta		16 4		Benedict		16 14		St. Augustine's		9 5		S.C. Beaufort		4 11			
		Morehouse		20 0		Edward Waters		4 3		Edward Waters		8 4		Morehouse		Savannah St.		16 2	

S  
a  
v  
a  
n  
n  
a  
h  
s  
t  
.

4	7		
285	A Norfolk St.	9	1
285	A Norfolk St.	2	3

S  
a  
v  
a  
n  
n  
a  
h  
s  
t  
.

Savannah St.

Average RPI Win: 137		WON-LOST	WINNING	LAST 15	STRENGTH OF		OPP. STRENGTH	TEAM	ADJ		CONF.	ADJ CONF.
Average RPI Loss: 105		RECORD	PCT. RANK	GAMES	SCHEDULE		OF SCHEDULE	RPI	RPI		RPI	RPI
DIV. I ONLY		10-34-0	.22727	290	62		155	238	.43829		25	26
DIV. I NON-CONF.		9-32-0	.21951	273	50		151	230	.43776		24	25
TOTALS		RPI 1-25	RPI 26-50		W-L RECORDS		RPI 51-100		RPI 101-150		RPI 150+	
10-34-0		0-1-0	1-6-0		OVERALL		1-7-0		4-15-0		4-5-0	
6-15-0		0-0-0	0-0-0		HOME		0-3-0		3-9-0		3-3-0	
4-18-0		0-1-0	1-5-0		AWAY		1-4-0		1-6-0		1-2-0	
0-1-0		0-0-0	0-1-0		NEUTRAL		0-0-0		0-0-0		0-0-0	
9-32-0		0-1-0	1-6-0		NON-CONFERENCE		1-7-0		3-13-0		4-5-0	
5-13-0		0-0-0	0-0-0		HOME		0-3-0		2-7-0		3-3-0	
4-18-0		0-1-0	1-0-		AWAY		1-4-0		1-6-0		1-2-0	
0-1-0		0-0-0	0-1-0		NEUTRAL		0-0-0		0-0-0		0-0-0	
1-2-0		0-0-0	0-0-0		CONFERENCE		0-0-0		1-2-0		0-0-0	
1-2-0		0-0-0	0-0-0		HOME		0-0-0		1-2-0		0-0-0	
0-0-0		0-0-0	0-0-0		AWAY		0-0-0		0-0-0		0-0-0	
0-0-0		0-0-0	0-0-0		NEUTRAL		0-0-0		0-0-0		0-0-0	
RPI S	Opponent	Score	RPI S	Opponent	Score	RPI S	Opponent	Score	RPI S	Opponent	Score	
25 A	Oregon St.	2 12	28 A	Washington St.	6 11	68 A	Washington	5 6	110 H	BYU	8 7	
			28 A	Washington St.	0 23	68 A	Washington	2 5	110 H	BYU	3 2	
			28 N	Washington St.	5 8	68 H	Washington	2 5	118 A	Nevada	4 5	
			31 A	Oregon	6 4	94 A	Portland	5 7	118 A	Nevada	3 17	
			31 A	Oregon	0 4	94 A	Portland	1 2	118 A	Nevada	10 12	
			31 A	Oregon	0 5	94 A	Portland	5 4	118 H	Nevada	5 11	
			31 A	Oregon	3 7	94 H	Portland	9 16	118 H	Nevada	1 4	
						94 H	Portland	0 6	118 H	Nevada	0 22	
									121 H	Cal St. Northridge	8 18	
									121 H	Cal St. Northridge	4 6	
									121 H	Cal St. Northridge	4 5	
									121 H	Cal St. Northridge	5 10	
									127 A	Pacific	9 19	
									127 A	Pacific	10 9	
									127 A	Pacific	5 11	
									127 A	Pacific	1 8	
									134 H	Dallas Baptist	2 6	
									134 H	Dallas Baptist	7 5	
									134 H	Dallas Baptist	2 13	
									161 H	Utah Valley	11 9	
									161 H	Utah Valley	1 2	
									179 A	Creighton	6 4	
									179 A	Creighton	2 3	
									179 A	Creighton	1 3	
									210 H	St. Mary's (CA)	9 10	
									210 H	St. Mary's (CA)	5 4	
									210 H	St. Mary's (CA)	12 6	
Non-Div. I Games:		Lewis-Clark St.	7 8	Concordia (OR)	8 1	Lewis-Clark St.	3 5	British Columbia	1 2	Seattle		
		St. Martin's	7 21	Pacific Lutheran	0 6							

Seattle

Through Games Of Sunday, May 30, 2010

179	A	Creighton	2	3
179	A	Creighton	1	3

RPI	S	Opponent	Score	
210	H	St. Mary's (CA)	1	13

Seattle

S  
e  
a  
t  
t  
l  
e

S  
e  
a  
t  
t  
l  
e

Average RPI Win:		168	WON-LOST RECORD		WINNING PCT. RANK		LAST 15 GAMES		STRENGTH OF SCHEDULE		OPP. STRENGTH OF SCHEDULE		TEAM RPI		ADJ RPI		CONF. RPI		ADJ CONF. RPI				
DIV. I ONLY			19-30-1		.39	230	6-9-0		64		151		166		.49157		167	7		7			
DIV. I NON-CONF.			11-11-1		.5	143	1-0-0		170		271		182		.4847		180	8		9			
TOTALS		RPI 1-25		RPI 26-50		W-L RECORDS		RPI 51-100		RPI 101-150		RPI 150+											
19-30-1		2-7-0		0-0-0		OVERALL		3-11-0		3-4-0		11-8-1											
14-13-0		0-0-0		0-0-0		HOME		2-5-0		3-3-0		9-5-0											
4-15-1		2-7-0		0-0-0		AWAY		1-5-0		0-1-0		1-2-1											
1-2-0		0-0-0		0-0-0		NEUTRAL		0-1-0		0-0-0		1-1-0											
11-11-1		0-3-0		0-0-0		NON-CONFERENCE		0-2-0		0-1-0		11-5-1											
9-3-0		0-0-0		0-0-0		HOME		0-1-0		0-0-0		9-2-0											
1-6-1		0-3-0		0-0-		AWAY		0-0-0		0-1-0		1-2-1											
1-2-0		0-0-0		0-0-0		NEUTRAL		0-1-0		0-0-0		1-1-0											
8-19-0		2-4-0		0-0-0		CONFERENCE		3-9-0		3-3-0		0-3-0											
5-10-0		0-0-0		0-0-0		HOME		2-4-0		3-3-0		0-3-0											
3-9-0		2-4-0		0-0-0		AWAY		1-5-0		0-0-0		0-0-0											
0-0-0		0-0-0		0-0-0		NEUTRAL		0-0-0		0-0-0		0-0-0											
RPI	S	Opponent		Score		RPI	S	Opponent		Score		RPI	S	Opponent		Score							
7	A	Louisville		1	3							52	H	Rutgers		5	4	105	H	West Virginia		2	5
7	A	Louisville		8	6							52	H	Rutgers		1	11	105	H	West Virginia		0	3
7	A	Louisville		2	4							52	H	Rutgers		3	15	105	H	West Virginia		2	0
20	A	Texas A&M		3	6							57	H	Pittsburgh		9	7	136	H	Cincinnati		4	3
20	A	Texas A&M		6	13							57	H	Pittsburgh		2	5	136	H	Cincinnati		9	10
20	A	Texas A&M		2	11							57	H	Pittsburgh		2	14	136	H	Cincinnati		4	1
23	A	Connecticut		2	7							58	A	St. John's (NY)		1	6	139	A	Rider		7	8
23	A	Connecticut		3	2							58	A	St. John's (NY)		4	10	156	H	Army		6	2
23	A	Connecticut		5	11							58	A	St. John's (NY)		4	9	164	N	Penn St.		2	3
												80	N	Michigan St.		3	5	170	A	William & Mary		5	2
												88	H	Manhattan		2	3	170	A	William & Mary		2	3
												93	A	South Fla.		6	11	170	A	William & Mary		4	6
												93	A	South Fla.		3	1	182	N	Northwestern		3	0
												93	A	South Fla.		1	2	191	H	Notre Dame		1	2
																		191	H	Notre Dame		5	6
																		191	H	Notre Dame		4	7
																		195	H	Central Conn. St.		8	2
																		216	H	Stony Brook		5	4
																		216	H	Stony Brook		2	4
																		238	H	Wagner		6	7
																		241	H	Monmouth		9	1
																		257	A	NYIT		12	12
																		270	H	St. Peter's		6	0
																		283	H	Fairleigh Dickinson		6	5
																		286	H	Iona		11	8
																		289	H	NJIT		7	0
																		289	H	NJIT		15	2
LAST 15 GAMES																							
																		57	H	Pittsburgh		9	7
																		57	H	Pittsburgh		2	5
																		270	H	St. Peter's		6	0
23	A	Connecticut		3	2																		
23	A	Connecticut		5	11																		
23	A	Connecticut		2	7																		
52	H	Rutgers		5	4																		
52	H	Rutgers		1	11																		

Non-Div. I Games:

Seton Hall

52 H Rutgers	3	15
57 H Pittsburgh	2	14

S  
e  
t  
o  
n  
H  
a  
l  
l

S  
e  
t  
o  
n  
H  
a  
l  
l



Average RPI Win:	206	WON-LOST RECORD	WINNING PCT. RANK	LAST 15 GAMES	STRENGTH OF SCHEDULE	OPP. STRENGTH OF SCHEDULE	TEAM RPI	ADJ RPI	CONF. RPI	ADJ CONF. RPI		
DIV. I ONLY		27-27-0	.5	148	10-5-0	201	195	178	.48545	178	21	21
DIV. I NON-CONF.		14-16-0	.46667	164	2-0-0	173	126	180	.48663	177	22	22
<hr/>												
TOTALS	RPI 1-25	RPI 26-50		W-L RECORDS		RPI 51-100		RPI 101-150		RPI 150+		
27-27-0	0-1-0	0-0-0		OVERALL		4-9-0		3-9-0		20-8-0		
11-4-0	0-0-0	0-0-0		HOME		0-0-0		0-0-0		11-4-0		
16-23-0	0-1-0	0-0-0		AWAY		4-9-0		3-9-0		9-4-0		
0-0-0	0-0-0	0-0-0		NEUTRAL		0-0-0		0-0-0		0-0-0		
14-16-0	0-1-0	0-0-0		NON-CONFERENCE		3-7-0		1-2-0		10-6-0		
1-2-0	0-0-0	0-0-0		HOME		0-0-0		0-0-0		1-2-0		
13-14-0	0-1-0	0-0-		AWAY		3-7-0		1-2-0		9-4-0		
0-0-0	0-0-0	0-0-0		NEUTRAL		0-0-0		0-0-0		0-0-0		
13-11-0	0-0-0	0-0-0		CONFERENCE		1-2-0		2-7-0		10-2-0		
10-2-0	0-0-0	0-0-0		HOME		0-0-0		0-0-0		10-2-0		
3-9-0	0-0-0	0-0-0		AWAY		1-2-0		2-7-0		0-0-0		
0-0-0	0-0-0	0-0-0		NEUTRAL		0-0-0		0-0-0		0-0-0		
RPI	S	Opponent	Score	RPI	S	Opponent	Score	RPI	S	Opponent	Score	
4	A	Florida	3 13					72	A	South Ala.	0 8	
								72	A	South Ala.	6 12	
								72	A	South Ala.	6 2	
								72	A	South Ala.	10 6	
								78	A	UCF	5 6	
								78	A	UCF	8 10	
								78	A	UCF	3 8	
								84	A	Radford	5 14	
								84	A	Radford	3 4	
								84	A	Radford	9 6	
								88	A	Manhattan	6 3	
								88	A	Manhattan	5 7	
								88	A	Manhattan	18 19	
								119	A	Georgia	10 9	
								119	A	Georgia	3 9	
								119	A	Georgia	7 12	
								133	A	Marist	5 16	
								133	A	Marist	0 2	
								133	A	Marist	11 9	
								139	A	Rider	5 7	
								139	A	Rider	7 10	
								139	A	Rider	3 5	
								144	A	Canisius	3 10	
								144	A	Canisius	9 5	
								144	A	Canisius	4 5	
								162	A	Stetson	3 10	
								162	A	Stetson	10 13	
								162	A	Stetson	7 8	
								162	A	Stetson	8 4	
								173	A	Rhode Island	2 0	
								183	A	Cornell	2 7	
								183	A	Cornell	13 2	
								184	A	Bryant	14 6	
								185	H	Binghamton	0 11	
								218	H	Holy Cross	6 5	
								240	A	Brown	11 7	
								240	A	Brown	9 8	
								248	H	Niagara	3 2	
								248	H	Niagara	1 4	
								248	H	Niagara	4 5	

**Non-Div. I Games:**

Siena

250 H Fairfield	9	4
270 H St. Peter's	6	5

RPI	S	Opponent	Score	
250	H	Fairfield	15	8
250	H	Fairfield	5	4
250	H	Fairfield	9	4
257	A	NYIT	9	8
257	A	NYIT	13	4
257	A	NYIT	21	14
257	H	NYIT	4	6
270	H	St. Peter's	15	3
270	H	St. Peter's	6	5
270	H	St. Peter's	6	1
286	H	Iona	5	1
286	H	Iona	11	7
286	H	Iona	8	1

Siena

S  
i  
e  
n  
a

S  
i  
e  
n  
a

Average RPI Win:		128	WON-LOST RECORD		WINNING PCT. RANK		LAST 15 GAMES		STRENGTH OF SCHEDULE		OPP. STRENGTH OF SCHEDULE		TEAM RPI		ADJ RPI		CONF. RPI		ADJ CONF. RPI	
DIV. I ONLY			32-27-0		.54237 117		4-11-0		51		62		70		.54013 72		6		6	
DIV. I NON-CONF.			14-12-0		.53846 123		1-2-0		35		103		73		.54095 77		5		5	
TOTALS		RPI 1-25		RPI 26-50		W-L RECORDS		RPI 51-100		RPI 101-150		RPI 150+								
32-27-0		1-3-0		5-10-0		OVERALL		8-8-0		5-1-0		13-5-0								
22-11-0		1-1-0		3-3-0		HOME		4-3-0		1-0-0		13-4-0								
9-14-0		0-2-0		1-5-0		AWAY		4-5-0		4-1-0		0-1-0								
1-2-0		0-0-0		1-2-0		NEUTRAL		0-0-0		0-0-0		0-0-0								
14-12-0		1-3-0		0-0-0		NON-CONFERENCE		3-4-0		2-1-0		8-4-0								
13-5-0		1-1-0		0-0-0		HOME		3-1-0		1-0-0		8-3-0								
1-7-0		0-2-0		0-0-0		AWAY		0-3-0		1-1-0		0-1-0								
0-0-0		0-0-0		0-0-0		NEUTRAL		0-0-0		0-0-0		0-0-0								
18-15-0		0-0-0		5-10-0		CONFERENCE		5-4-0		3-0-0		5-1-0								
9-6-0		0-0-0		3-3-0		HOME		1-2-0		0-0-0		5-1-0								
8-7-0		0-0-0		1-5-0		AWAY		4-2-0		3-0-0		0-0-0								
1-2-0		0-0-0		1-2-0		NEUTRAL		0-0-0		0-0-0		0-0-0								
RPI	S	Opponent		Score		RPI	S	Opponent		Score		RPI	S	Opponent		Score				
12	A	Alabama		4	12	38	H	Fla. Atlantic		3	6	53	A	Southeastern La.		5	6			
12	H	Alabama		3	5	38	H	Fla. Atlantic		6	5	53	H	Southeastern La.		12	11			
16	A	Auburn		2	6	38	H	Fla. Atlantic		2	7	56	H	Wichita St.		10	15			
16	H	Auburn		10	9	38	N	Fla. Atlantic		9	10	61	H	Troy		2	6			
						40	A	Western Ky.		7	5	61	H	Troy		11	10			
						40	A	Western Ky.		4	12	61	H	Troy		0	17			
						40	A	Western Ky.		3	13	62	A	Southern Miss.		5	15			
						43	H	La.-Lafayette		12	11	62	H	Southern Miss.		14	13			
						43	H	La.-Lafayette		9	4	67	A	Middle Tenn.		10	19			
						43	H	La.-Lafayette		1	3	67	A	Middle Tenn.		15	0			
						50	A	FIU		0	5	67	A	Middle Tenn.		10	7			
						50	A	FIU		1	8	73	A	Mississippi St.		5	9			
						50	A	FIU		5	6	89	H	Tulane		7	2			
						50	N	FIU		9	10	95	A	Arkansas St.		7	6			
						50	N	FIU		7	1	95	A	Arkansas St.		8	9			
												95	A	Arkansas St.		9	4			
						LAST 15 GAMES														
						50	N	FIU		9	10	50	A	FIU		1	8			
						38	N	Fla. Atlantic		9	10	50	A	FIU		5	6			
						50	N	FIU		7	1	16	H	Auburn		10	9			
						61	H	Troy		11	10									
						61	H	Troy		2	6									

**Non-Div. I Games:**

South Ala.

61 H Troy	0	17
50 A FIU	0	5

S  
o  
u  
t  
h  
A  
l  
a  
.

S  
o  
u  
t  
h  
A  
l  
a  
.

Average RPI Win:		96	WON-LOST RECORD		WINNING PCT. RANK		LAST 15 GAMES		STRENGTH OF SCHEDULE		OPP. STRENGTH OF SCHEDULE		TEAM RPI		ADJ RPI		CONF. RPI		ADJ CONF. RPI			
Average RPI Loss:		30																				
DIV. I ONLY			43-15-0		.74138 11		12-3-0		69		6		17		.59529 17		2		1			
DIV. I NON-CONF.			22-4-0		.84615 9		11-1-0		242		79		33		.56902 34		1		1			
TOTALS		RPI 1-25		RPI 26-50		W-L RECORDS		RPI 51-100		RPI 101-150		RPI 150+										
43-15-0		19-9-0		11-4-0		OVERALL		5-3-0		3-0-0		16-0-0										
27-6-0		3-4-0		9-1-0		HOME		3-1-0		0-0-0		15-0-0										
15-7-0		9-3-0		2-2-0		AWAY		2-2-0		3-0-0		1-0-0										
7-3-0		7-2-0		0-1-0		NEUTRAL		0-0-0		0-0-0		0-0-0										
22-4-0		9-3-0		5-0-0		NON-CONFERENCE		3-2-0		0-0-0		16-0-0										
20-1-0		0-1-0		4-0-0		HOME		1-0-0		0-0-0		15-0-0										
6-3-0		2-1-0		1-0-		AWAY		2-2-0		0-0-0		1-0-0										
7-1-0		7-1-0		0-0-0		NEUTRAL		0-0-0		0-0-0		0-0-0										
21-11-0		10-6-0		6-4-0		CONFERENCE		2-1-0		3-0-0		0-0-0										
10-5-0		3-3-0		5-1-0		HOME		2-1-0		0-0-0		0-0-0										
11-4-0		7-2-0		1-2-0		AWAY		0-0-0		3-0-0		0-0-0										
0-2-0		0-1-0		0-1-0		NEUTRAL		0-0-0		0-0-0		0-0-0										
RPI	S	Opponent		Score		RPI	S	Opponent		Score		RPI	S	Opponent		Score						
1	N	Arizona St.		11	4	26	H	Col. of Charleston		6	3	66	A	Ga. Southern		8	5	119	A	Georgia	5	0
2	A	Coastal Caro.		10	9	27	H	Mississippi		5	0	73	H	Mississippi St.		10	2	119	A	Georgia	11	4
2	A	Coastal Caro.		4	3	27	H	Mississippi		4	5	73	H	Mississippi St.		7	8	119	A	Georgia	8	7
4	H	Florida		11	6	27	H	Mississippi		9	5	73	H	Mississippi St.		14	2	192	H	Charleston So.	10	2
4	H	Florida		2	5	27	N	Mississippi		0	3	79	A	East Carolina		3	4	212	H	Bucknell	9	5
4	H	Florida		2	3	32	A	Citadel		10	4	79	A	East Carolina		2	4	213	H	Davidson	8	3
6	N	UCLA		7	1	32	H	Citadel		10	1	79	A	East Carolina		6	2	217	H	Wofford	17	4
6	N	UCLA		2	1	32	H	Citadel		9	4	98	H	Winthrop		14	6	230	H	S.C. Upstate	4	2
9	A	Arkansas		5	0	33	A	Kentucky		13	9							239	A	Furman	15	0
9	A	Arkansas		5	3	33	A	Kentucky		1	2							239	H	Furman	11	6
9	A	Arkansas		3	2	33	A	Kentucky		3	9							240	H	Brown	10	7
12	H	Alabama		9	7	34	H	Virginia Tech		10	2							240	H	Brown	8	4
12	H	Alabama		4	6	47	H	Tennessee		10	7							240	H	Brown	6	5
12	H	Alabama		20	15	47	H	Tennessee		4	2							256	H	Presbyterian	15	0
13	A	Vanderbilt		2	0	47	H	Tennessee		4	0							264	H	Valparaiso	7	3
13	A	Vanderbilt		2	8													264	H	Valparaiso	12	4
13	A	Vanderbilt		3	2													266	H	Duquesne	5	3
16	A	Auburn		2	0													266	H	Duquesne	13	3
16	A	Auburn		6	10													266	H	Duquesne	10	3
16	A	Auburn		11	5																	
16	N	Auburn		1	3																	
18	N	Oklahoma		3	4	LAST 15 GAMES																
18	N	Oklahoma		3	2	6	N	UCLA		2	1	2	A	Coastal Caro.		10	9					
19	A	Clemson		3	4	6	N	UCLA		7	1	2	A	Coastal Caro.		4	3					
19	H	Clemson		6	19	19	N	Clemson		4	3	34	H	Virginia Tech		10	2					
19	N	Clemson		7	5	19	N	Clemson		5	1											
19	N	Clemson		5	1	18	N	Oklahoma		3	2											

South Carolina

RPI	S	Opponent	Score	
19	N	Clemson	4	3
1	N	Arizona St.	11	4
18	N	Oklahoma	3	4

S  
o  
u  
t  
h  
C  
a  
r  
o  
l  
i  
n  
a

S  
o  
u  
t  
h  
C  
a  
r  
o  
l  
i  
n  
a

Non-Div. I Games:

Average RPI Win: 215		WON-LOST	WINNING	LAST 15	STRENGTH OF		OPP. STRENGTH	TEAM	ADJ	CONF.	ADJ CONF.
Average RPI Loss: 184		RECORD	PCT. RANK	GAMES	SCHEDULE		OF SCHEDULE	RPI	RPI	RPI	RPI
DIV. I ONLY		38-21-0	.64407	37	269		219	167	.49459	160	25
DIV. I NON-CONF.		17-10-0	.62963	75	243		137	130	.51152	125	24
TOTALS		RPI 1-25	RPI 26-50		W-L RECORDS		RPI 51-100		RPI 101-150		RPI 150+
38-21-0		1-1-0	0-0-0		OVERALL		0-1-0		8-6-0		29-13-0
11-4-0		0-0-0	0-0-0		HOME		0-0-0		4-1-0		7-3-0
24-16-0		1-1-0	0-0-0		AWAY		0-1-0		4-5-0		19-9-0
3-1-0		0-0-0	0-0-0		NEUTRAL		0-0-0		0-0-0		3-1-0
17-10-0		1-1-0	0-0-0		NON-CONFERENCE		0-1-0		5-3-0		11-5-0
3-0-0		0-0-0	0-0-0		HOME		0-0-0		1-0-0		2-0-0
13-9-0		1-1-0	0-0-		AWAY		0-1-0		4-3-0		8-4-0
1-1-0		0-0-0	0-0-0		NEUTRAL		0-0-0		0-0-0		1-1-0
21-11-0		0-0-0	0-0-0		CONFERENCE		0-0-0		3-3-0		18-8-0
8-4-0		0-0-0	0-0-0		HOME		0-0-0		3-1-0		5-3-0
11-7-0		0-0-0	0-0-0		AWAY		0-0-0		0-2-0		11-5-0
2-0-0		0-0-0	0-0-0		NEUTRAL		0-0-0		0-0-0		2-0-0
RPI S	Opponent	Score		RPI S	Opponent	Score		RPI S	Opponent	Score	
9 A	Arkansas	2	21					64 A	Nebraska	6	12
9 A	Arkansas	3	2					109 A	Iowa	5	6
								109 A	Iowa	12	10
								114 A	Minnesota	6	4
								114 A	Minnesota	5	3
								114 H	Minnesota	12	11
								123 A	Oral Roberts	2	12
								123 A	Oral Roberts	6	21
								123 H	Oral Roberts	12	11
								123 H	Oral Roberts	7	4
								123 H	Oral Roberts	5	15
								123 H	Oral Roberts	10	9
								134 A	Dallas Baptist	5	21
								134 A	Dallas Baptist	23	8
								134 A	Dallas Baptist	9	12
								163 A	Murray St.	9	4
								163 A	Murray St.	3	4
								163 A	Murray St.	8	3
								179 N	Creighton	2	4
								194 H	Centenary (LA)	7	19
								194 H	Centenary (LA)	7	4
								194 H	Centenary (LA)	3	8
								194 H	Centenary (LA)	9	7
								202 A	Northern Colo.	17	11
								202 A	Northern Colo.	6	4
								202 A	Northern Colo.	9	10
								232 N	Harvard	7	4
								249 A	Air Force	11	12
LAST 15 GAMES				LAST 15 GAMES				LAST 15 GAMES			
				123 A	Oral Roberts	2	12	282 H	Western Ill.	18	4
				255 N	Oakland	20	6	269 A	North Dakota	2	1
				123 A	Oral Roberts	6	21	269 A	North Dakota	1	7
				255 N	Oakland	6	5				
				282 H	Western Ill.	14	15				

Non-Div. I Games: Mt. Marty 12 2

South Dakota St.

282 H Western Ill.	24	10
282 H Western Ill.	8	7

RPI	S	Opponent	Score	
249	A	Air Force	14	7
249	A	Air Force	11	7
249	A	Air Force	23	9
255	A	Oakland	13	3
255	A	Oakland	5	7
255	A	Oakland	1	3
255	A	Oakland	13	2
255	N	Oakland	20	6
255	N	Oakland	6	5
259	A	Southern Utah	18	7
259	A	Southern Utah	2	4
259	A	Southern Utah	13	5
259	A	Southern Utah	5	11
269	A	North Dakota	2	1
269	A	North Dakota	1	7
269	H	North Dakota	21	10
269	H	North Dakota	21	8
274	A	IPFW	17	5
274	A	IPFW	20	7
274	A	IPFW	7	3
274	A	IPFW	10	8
275	A	North Dakota St.	12	3
275	A	North Dakota St.	4	2
275	A	North Dakota St.	11	4
275	A	North Dakota St.	4	5
282	H	Western Ill.	14	15
282	H	Western Ill.	24	10

South Dakota St.

S  
o  
u  
t  
h  
D  
a  
k  
o  
t  
a  
S  
t  
.

S  
o  
u  
t  
h  
D  
a  
k  
o  
t  
a  
S  
t  
.



RPI	S	Opponent	Score	
282	H	Western Ill.	18	4
282	H	Western Ill.	8	7

South Dakota St.

S  
o  
u  
t  
h  
D  
a  
k  
o  
t  
a  
S  
t  
.

S  
o  
u  
t  
h  
D  
a  
k  
o  
t  
a  
S  
t  
.

Average RPI Win: 142		WON-LOST	WINNING	LAST 15	STRENGTH OF		OPP. STRENGTH	TEAM	ADJ	CONF.	ADJ CONF.
Average RPI Loss: 72		RECORD	PCT. RANK	GAMES	SCHEDULE		OF SCHEDULE	RPI	RPI	RPI	RPI
DIV. I ONLY		26-32-0	.44828	194	7-8-0		35	69	88	.52326	93
DIV. I NON-CONF.		9-19-0	.32143	240	0-1-0		25	43	159	.49211	164
TOTALS		RPI 1-25	RPI 26-50		W-L RECORDS		RPI 51-100		RPI 101-150		RPI 150+
26-32-0		1-11-0	0-1-0		OVERALL		4-10-0		10-6-0		11-4-0
16-12-0		1-4-0	0-1-0		HOME		0-1-0		6-3-0		9-3-0
7-15-0		0-6-0	0-0-0		AWAY		4-6-0		2-2-0		1-1-0
3-5-0		0-1-0	0-0-0		NEUTRAL		0-3-0		2-1-0		1-0-0
9-19-0		0-8-0	0-1-0		NON-CONFERENCE		1-3-0		5-4-0		3-3-0
5-8-0		0-2-0	0-1-0		HOME		0-1-0		4-2-0		1-2-0
2-8-0		0-6-0	0-0-0		AWAY		1-0-0		0-1-0		1-1-0
2-3-0		0-0-0	0-0-0		NEUTRAL		0-2-0		1-1-0		1-0-0
17-13-0		1-3-0	0-0-0		CONFERENCE		3-7-0		5-2-0		8-1-0
11-4-0		1-2-0	0-0-0		HOME		0-0-0		2-1-0		8-1-0
5-7-0		0-0-0	0-0-0		AWAY		3-6-0		2-1-0		0-0-0
1-2-0		0-1-0	0-0-0		NEUTRAL		0-1-0		1-0-0		0-0-0
RPI S	Opponent	Score	RPI S	Opponent	Score	RPI S	Opponent	Score	RPI S	Opponent	Score
4 A	Florida	1 9	44 H	Fla. Gulf Coast	9 10	52 A	Rutgers	1 13	101 N	Ohio St.	2 4
4 A	Florida	6 7				52 A	Rutgers	1 6	105 N	West Virginia	10 5
4 A	Florida	2 6				52 A	Rutgers	7 8	106 H	Jacksonville	6 12
4 H	Florida	8 18				57 A	Pittsburgh	7 8	106 H	Jacksonville	14 7
7 N	Louisville	7 9				57 A	Pittsburgh	7 3	113 A	North Florida	9 15
8 A	Miami (FL)	7 14				57 A	Pittsburgh	14 12	113 H	North Florida	10 7
8 H	Miami (FL)	2 15				58 A	St. John's (NY)	3 8	131 H	Mercer	1 2
18 A	Oklahoma	4 5				58 A	St. John's (NY)	5 6	131 H	Mercer	13 4
18 A	Oklahoma	3 4				58 A	St. John's (NY)	13 4	131 H	Mercer	5 3
23 H	Connecticut	5 13				58 N	St. John's (NY)	2 3	136 A	Cincinnati	5 0
23 H	Connecticut	3 10				70 N	Michigan	2 4	136 A	Cincinnati	3 4
23 H	Connecticut	12 1				78 A	UCF	4 0	136 A	Cincinnati	6 3
						78 H	UCF	3 7	143 H	Villanova	7 10
						91 N	Stephen F. Austin	2 3	143 H	Villanova	7 2
									143 H	Villanova	5 0
									149 N	Illinois	12 3
									162 A	Stetson	9 3
									162 A	Stetson	5 6
									167 H	Seton Hall	1 3
									167 H	Seton Hall	11 6
									167 H	Seton Hall	2 1
									181 H	Georgetown	4 2
									181 H	Georgetown	8 4
									181 H	Georgetown	6 2
									191 H	Notre Dame	10 2
									191 H	Notre Dame	6 3
									191 H	Notre Dame	4 0

Non-Div. I Games:

South Fla.

South Fla.

57	A	Pittsburgh	7	8
23	H	Connecticut	3	10

Through Games Of Sunday, May 30, 2010

RPI	S	Opponent	Score	
229	H	Eastern Ill.	6	7
229	H	Eastern Ill.	9	11
229	H	Eastern Ill.	8	5
282	N	Western Ill.	16	2

South Fla.

S  
o  
u  
t  
h  
F  
l  
a  
.

S  
o  
u  
t  
h  
F  
l  
a  
.

Average RPI Win:		192	WON-LOST RECORD		WINNING PCT. RANK		LAST 15 GAMES		STRENGTH OF SCHEDULE		OPP. STRENGTH OF SCHEDULE		TEAM RPI		ADJ RPI		CONF. RPI		ADJ CONF. RPI				
Average RPI Loss:		145																					
DIV. I ONLY			27-25-0		.51923 136		4-10-0		221		184		176		.48623 175		19		19				
DIV. I NON-CONF.			14-14-0		.5 143		1-3-0		229		164		191		.48162 189		19		19				
TOTALS		RPI 1-25		RPI 26-50		W-L RECORDS		RPI 51-100		RPI 101-150		RPI 150+											
27-25-0		1-2-0		0-0-0		OVERALL		3-8-0		2-1-0		21-14-0											
18-6-0		0-0-0		0-0-0		HOME		1-0-0		2-1-0		15-5-0											
9-15-0		1-2-0		0-0-0		AWAY		2-6-0		0-0-0		6-7-0											
0-4-0		0-0-0		0-0-0		NEUTRAL		0-2-0		0-0-0		0-2-0											
14-14-0		1-2-0		0-0-0		NON-CONFERENCE		1-8-0		0-0-0		12-4-0											
11-2-0		0-0-0		0-0-0		HOME		1-0-0		0-0-0		10-2-0											
3-10-0		1-2-0		0-0-		AWAY		0-6-0		0-0-0		2-2-0											
0-2-0		0-0-0		0-0-0		NEUTRAL		0-2-0		0-0-0		0-0-0											
13-11-0		0-0-0		0-0-0		CONFERENCE		2-0-0		2-1-0		9-10-0											
7-4-0		0-0-0		0-0-0		HOME		0-0-0		2-1-0		5-3-0											
6-5-0		0-0-0		0-0-0		AWAY		2-0-0		0-0-0		4-5-0											
0-2-0		0-0-0		0-0-0		NEUTRAL		0-0-0		0-0-0		0-2-0											
RPI	S	Opponent		Score		RPI	S	Opponent		Score		RPI	S	Opponent		Score							
16	A	Auburn		13	8			64	A	Nebraska	6	20	129	H	Austin Peay		4	8					
16	A	Auburn		1	6			64	A	Nebraska	3	10	129	H	Austin Peay		2	1					
16	A	Auburn		8	9			64	A	Nebraska	2	6	129	H	Austin Peay		10	3					
								73	A	Mississippi St.	2	3	163	H	Murray St.		3	5					
								73	A	Mississippi St.	7	10	163	H	Murray St.		9	13					
								80	N	Michigan St.	0	9	163	N	Murray St.		9	13					
								80	N	Michigan St.	7	8	169	A	Southern Ill.		13	1					
								86	A	Jacksonville St.	10	5	169	H	Southern Ill.		11	16					
								86	A	Jacksonville St.	6	5	172	H	Eastern Ky.		7	4					
								95	A	Arkansas St.	6	9	172	H	Eastern Ky.		17	9					
								95	H	Arkansas St.	6	4	172	H	Eastern Ky.		8	7					
													174	H	Tennessee Tech		8	12					
													174	H	Tennessee Tech		11	9					
													174	H	Tennessee Tech		4	3					
													186	H	Missouri St.		12	11					
													200	A	Morehead St.		15	7					
													200	A	Morehead St.		23	10					
													200	A	Morehead St.		11	12					
													206	A	St. Louis		6	10					
													206	H	St. Louis		8	4					
													214	A	Central Ark.		7	8					
													214	A	Central Ark.		13	11					
													229	A	Eastern Ill.		10	0					
													229	A	Eastern Ill.		5	8					
													229	A	Eastern Ill.		5	7					
													229	N	Eastern Ill.		5	10					
													235	A	UT Martin		4	12					
LAST 15 GAMES																							
163 N Murray St.						9	13	129 H Austin Peay						4	8								
229 N Eastern Ill.						5	10	64 A Nebraska						3	10	229 A Eastern Ill.						5	8
229 A Eastern Ill.						10	0	64 A Nebraska						6	20	229 A Eastern Ill.						5	7
229 A Eastern Ill.						5	8									229 N Eastern Ill.						5	10
229 A Eastern Ill.						5	7									235 A UT Martin						4	12

**Non-Div. I Games:**

## Mid-Continent

16 12

## Freed-Hardeman

13 1

## Harris-Stowe

10 2

Southeast Mo. St.

129 H Austin Peay	10	3
129 H Austin Peay	2	1

RPI	S	Opponent	Score	
235	A	UT Martin	3	6
235	A	UT Martin	15	1
264	H	Valparaiso	8	7
264	H	Valparaiso	5	3
264	H	Valparaiso	17	4
269	H	North Dakota	15	4
269	H	North Dakota	5	6
269	H	North Dakota	14	4
274	H	IPFW	3	2
274	H	IPFW	5	0
274	H	IPFW	6	5

Southeast Mo. St.

S  
o  
u  
t  
h  
e  
a  
s  
t  
M  
o  
.  
S  
t  
.

S  
o  
u  
t  
h  
e  
a  
s  
t  
M  
o  
.  
S  
t  
.

Average RPI Win: 155		WON-LOST RECORD		WINNING PCT. RANK		LAST 15 GAMES		STRENGTH OF SCHEDULE		OPP. STRENGTH OF SCHEDULE		TEAM RPI		ADJ RPI		CONF. RPI		ADJ CONF. RPI	
DIV. I ONLY		40-19-0		.67797 24		9-6-0		127		134		53		.55569 53		12		12	
DIV. I NON-CONF.		18-5-0		.78261 23		0-1-0		107		182		28		.58398 25		12		12	
TOTALS		RPI 1-25		RPI 26-50		W-L RECORDS		RPI 51-100		RPI 101-150		RPI 150+							
40-19-0		0-2-0		2-0-0		OVERALL		11-6-0		8-6-0		19-5-0							
25-8-0		0-1-0		1-0-0		HOME		4-4-0		5-1-0		15-2-0							
14-9-0		0-1-0		1-0-0		AWAY		6-2-0		3-3-0		4-3-0							
1-2-0		0-0-0		0-0-0		NEUTRAL		1-0-0		0-2-0		0-0-0							
18-5-0		0-2-0		2-0-0		NON-CONFERENCE		5-2-0		0-0-0		11-1-0							
12-2-0		0-1-0		1-0-0		HOME		2-0-0		0-0-0		9-1-0							
6-3-0		0-1-0		1-0-		AWAY		3-2-0		0-0-0		2-0-0							
0-0-0		0-0-0		0-0-0		NEUTRAL		0-0-0		0-0-0		0-0-0							
22-14-0		0-0-0		0-0-0		CONFERENCE		6-4-0		8-6-0		8-4-0							
13-6-0		0-0-0		0-0-0		HOME		2-4-0		5-1-0		6-1-0							
8-6-0		0-0-0		0-0-0		AWAY		3-0-0		3-3-0		2-3-0							
1-2-0		0-0-0		0-0-0		NEUTRAL		1-0-0		0-2-0		0-0-0							
RPI S	Opponent		Score		RPI S	Opponent		Score		RPI S	Opponent		Score		RPI S	Opponent		Score	
12 H	Alabama		5	10	43 A	La.-Lafayette		9	4	51 H	Texas St.		9	6	115 A	Lamar		5	1
22 A	LSU		5	9	43 H	La.-Lafayette		11	4	51 H	Texas St.		10	12	115 A	Lamar		1	8
										51 H	Texas St.		10	1	115 A	Lamar		4	7
										63 H	Northwestern St.		7	10	120 A	McNeese St.		6	5
										63 H	Northwestern St.		4	8	120 A	McNeese St.		9	2
										63 H	Northwestern St.		5	8	120 A	McNeese St.		3	4
										63 N	Northwestern St.		10	4	120 N	McNeese St.		4	5
										72 A	South Ala.		11	12	120 N	McNeese St.		7	8
										72 H	South Ala.		6	5	126 H	Texas-Arlington		6	7
										73 A	Mississippi St.		4	1	126 H	Texas-Arlington		6	0
										73 A	Mississippi St.		6	5	126 H	Texas-Arlington		11	5
										73 A	Mississippi St.		8	5	142 H	UTSA		15	8
										89 A	Tulane		0	6	142 H	UTSA		10	9
										89 H	Tulane		3	2	142 H	UTSA		2	0
										91 A	Stephen F. Austin		14	7	151 A	Nicholls St.		3	5
										91 A	Stephen F. Austin		7	1	151 A	Nicholls St.		14	5
										91 A	Stephen F. Austin		10	6	151 H	Nicholls St.		9	4
															199 H	Sam Houston St.		6	5
															199 H	Sam Houston St.		8	6
															199 H	Sam Houston St.		9	5
															203 A	A&M-Corpus Christi		5	11
															203 A	A&M-Corpus Christi		5	10
															203 A	A&M-Corpus Christi		11	3
															214 H	Central Ark.		5	4
															214 H	Central Ark.		9	3
															214 H	Central Ark.		6	8
															229 H	Eastern Ill.		7	2
				LAST 15 GAMES															
				120 N McNeese St.				4				5							
				63 N Northwestern St.				10				4							
				120 N McNeese St.				7				8							
				63 H Northwestern St.				7				10							
				63 H Northwestern St.				4				8							
				91 A Stephen F. Austin				10				6							
				91 A Stephen F. Austin				7				1							
				199 H Sam Houston St.				6				5							

Non-Div. I Games:

Southeastern La.

63 H Northwestern St.	5	8
91 A Stephen F. Austin	14	7

RPI	S	Opponent	Score	
229	H	Eastern Ill.	11	5
229	H	Eastern Ill.	6	5
231	A	Southern U.	8	5
231	H	Southern U.	11	6
254	H	Texas Southern	4	1
254	H	Texas Southern	1	6
254	H	Texas Southern	14	8
260	A	Jackson St.	13	1
260	H	Jackson St.	18	2
276	H	Alcorn St.	17	3
287	H	Mississippi Val.	15	1

Southeastern La.

S  
o  
u  
t  
h  
e  
a  
s  
t  
e  
r  
n  
L  
a  
.

S  
o  
u  
t  
h  
e  
a  
s  
t  
e  
r  
n  
L  
a  
.

Average RPI Win:		99	WON-LOST		WINNING	LAST 15		STRENGTH OF		OPP. STRENGTH	TEAM	ADJ		CONF.	ADJ CONF.				
Average RPI Loss:		45	RECORD		PCT. RANK	GAMES		SCHEDULE		OF SCHEDULE	RPI	RPI		RPI	RPI				
DIV. I ONLY			28-32-0		.46667	179	7-8-0	17		21	66	.54516		65	1	2			
DIV. I NON-CONF.			21-11-0		.65625	62	5-1-0	61		66	38	.56369		40	2	2			
TOTALS		RPI 1-25		RPI 26-50		W-L RECORDS		RPI 51-100		RPI 101-150		RPI 150+							
28-32-0		3-12-0		5-12-0		OVERALL		6-4-0		11-3-0		3-1-0							
16-13-0		3-5-0		2-5-0		HOME		2-3-0		7-0-0		2-0-0							
12-18-0		0-6-0		3-7-0		AWAY		4-1-0		4-3-0		1-1-0							
0-1-0		0-1-0		0-0-0		NEUTRAL		0-0-0		0-0-0		0-0-0							
21-11-0		0-2-0		3-2-0		NON-CONFERENCE		4-3-0		11-3-0		3-1-0							
11-6-0		0-2-0		2-2-0		HOME		0-2-0		7-0-0		2-0-0							
10-5-0		0-0-0		1-0-		AWAY		4-1-0		4-3-0		1-1-0							
0-0-0		0-0-0		0-0-0		NEUTRAL		0-0-0		0-0-0		0-0-0							
7-21-0		3-10-0		2-10-0		CONFERENCE		2-1-0		0-0-0		0-0-0							
5-7-0		3-3-0		0-3-0		HOME		2-1-0		0-0-0		0-0-0							
2-13-0		0-6-0		2-7-0		AWAY		0-0-0		0-0-0		0-0-0							
0-1-0		0-1-0		0-0-0		NEUTRAL		0-0-0		0-0-0		0-0-0							
RPI	S	Opponent		Score		RPI	S	Opponent		Score		RPI	S	Opponent		Score			
1	A	Arizona St.		6	14	28	A	Washington St.		4	18	68	H	Washington		10	5		
1	A	Arizona St.		3	5	28	A	Washington St.		2	8	68	H	Washington		11	5		
1	A	Arizona St.		4	5	28	A	Washington St.		7	20	68	H	Washington		7	9		
6	A	UCLA		2	15	31	A	Oregon		5	4	76	A	Hawaii		9	0		
6	A	UCLA		1	2	31	A	Oregon		4	8	76	A	Hawaii		3	1		
6	A	UCLA		7	13	31	A	Oregon		2	12	76	A	Hawaii		2	8		
6	N	UCLA		1	6	36	A	Stanford		1	3	76	A	Hawaii		12	2		
13	H	Vanderbilt		1	10	36	A	Stanford		13	8	87	A	Long Beach St.		10	5		
23	H	Connecticut		4	5	36	A	Stanford		4	5	87	H	Long Beach St.		1	9		
24	H	Arizona		6	0	37	H	California		1	7	97	H	Oklahoma St.		4	6		
24	H	Arizona		7	5	37	H	California		9	16								
24	H	Arizona		7	9	37	H	California		3	4								
25	H	Oregon St.		3	4	45	A	UC Irvine		8	6								
25	H	Oregon St.		8	2	45	H	UC Irvine		8	1								
25	H	Oregon St.		1	4	46	H	New Mexico		7	16								
						46	H	New Mexico		6	2								
						46	H	New Mexico		2	3								
LAST 15 GAMES																			
						68	H	Washington		11	5	128	H	New Mexico St.		5	3		
						68	H	Washington		10	5	128	H	New Mexico St.		9	8		
						68	H	Washington		7	9	6	A	UCLA		1	2		
						45	H	UC Irvine		8	1								
						28	A	Washington St.		2	8								

Non-Div. I Games:

Southern California



28 A Washington St.	4	18
28 A Washington St.	7	20

S  
o  
u  
t  
h  
e  
r  
n  
C  
a  
l  
i  
f  
o  
r  
n  
i  
a

S  
o  
u  
t  
h  
e  
r  
n  
C  
a  
l  
i  
f  
o  
r  
n  
i  
a

Average RPI Win:	183	WON-LOST	WINNING	LAST 15	STRENGTH OF	OPP. STRENGTH	TEAM	ADJ	CONF.	ADJ CONF.	
Average RPI Loss:	125	RECORD	PCT. RANK	GAMES	SCHEDULE	OF SCHEDULE	RPI	RPI	RPI	RPI	
DIV. I ONLY	28-29-0	.49123	161	8-7-0	176	175	171	.49052	169	14	15
DIV. I NON-CONF.	18-17-0	.51429	141	4-3-0	207	201	172	.48855	174	17	17
<hr/>											
TOTALS	RPI 1-25	RPI 26-50		W-L RECORDS		RPI 51-100		RPI 101-150		RPI 150+	
28-29-0	0-0-0	0-0-0		OVERALL		5-15-0		2-2-0		21-12-0	
18-10-0	0-0-0	0-0-0		HOME		2-3-0		1-1-0		15-6-0	
10-15-0	0-0-0	0-0-0		AWAY		3-11-0		1-0-0		6-4-0	
0-4-0	0-0-0	0-0-0		NEUTRAL		0-1-0		0-1-0		0-2-0	
18-17-0	0-0-0	0-0-0		NON-CONFERENCE		2-8-0		1-1-0		15-8-0	
11-6-0	0-0-0	0-0-0		HOME		0-2-0		0-0-0		11-4-0	
7-9-0	0-0-0	0-0-		AWAY		2-6-0		1-0-0		4-3-0	
0-2-0	0-0-0	0-0-0		NEUTRAL		0-0-0		0-1-0		0-1-0	
10-12-0	0-0-0	0-0-0		CONFERENCE		3-7-0		1-1-0		6-4-0	
7-4-0	0-0-0	0-0-0		HOME		2-1-0		1-1-0		4-2-0	
3-6-0	0-0-0	0-0-0		AWAY		1-5-0		0-0-0		2-1-0	
0-2-0	0-0-0	0-0-0		NEUTRAL		0-1-0		0-0-0		0-1-0	
RPI	S	Opponent	Score	RPI	S	Opponent	Score	RPI	S	Opponent	Score
						56 A Wichita St.	9 5	124 H Indiana St.		13 12	
						56 A Wichita St.	1 9	124 H Indiana St.		4 14	
						56 A Wichita St.	2 9	149 A Illinois		3 2	
						67 A Middle Tenn.	11 14	149 N Illinois		4 5	
						67 A Middle Tenn.	1 5	154 H Purdue		6 2	
						67 A Middle Tenn.	2 10	154 H Purdue		13 12	
						67 H Middle Tenn.	4 17	154 H Purdue		2 18	
						67 H Middle Tenn.	6 13	158 N UC Davis		3 5	
						85 A Illinois St.	5 6	163 A Murray St.		3 8	
						85 A Illinois St.	3 6	163 H Murray St.		8 7	
						85 A Illinois St.	7 9	175 A Southeast Mo. St.		16 11	
						86 A Jacksonville St.	4 11	175 H Southeast Mo. St.		1 13	
						86 A Jacksonville St.	17 16	179 H Creighton		2 4	
						86 A Jacksonville St.	18 15	179 H Creighton		5 4	
						92 H Evansville	6 4	179 H Creighton		1 2	
						92 H Evansville	8 6	186 A Missouri St.		5 6	
						92 H Evansville	2 14	186 A Missouri St.		6 5	
						92 N Evansville	5 11	186 A Missouri St.		13 2	
						95 A Arkansas St.	5 14	186 N Missouri St.		10 14	
						95 A Arkansas St.	3 5	201 H Northern Ill.		19 4	
								201 H Northern Ill.		5 2	
								201 H Northern Ill.		9 13	
								205 A Santa Clara		11 12	
								205 A Santa Clara		6 5	
								206 H St. Louis		16 5	
								207 A San Jose St.		6 18	
								207 H San Jose St.		1 10	

Non-Div. I Games:

Southern Ill.

Southern Ill.

206	H	St. Louis	16	5
92	H	Evansville	6	4

Through Games Of Sunday, May 30, 2010

RPI	S	Opponent	Score	
229	A	Eastern Ill.	8	6
229	H	Eastern Ill.	9	8
233	H	Bradley	9	3
233	H	Bradley	5	4
233	H	Bradley	3	1
235	A	UT Martin	20	3
235	H	UT Martin	15	3
267	H	SIU Edwardsville	4	2
267	H	SIU Edwardsville	7	3
267	H	SIU Edwardsville	8	5

Southern Ill.

S  
o  
u  
t  
h  
e  
r  
n  
I  
l  
l  
.

S  
o  
u  
t  
h  
e  
r  
n  
I  
l  
l  
.

Average RPI Win:		118	WON-LOST RECORD		WINNING PCT. RANK	LAST 15 GAMES	STRENGTH OF SCHEDULE		OPP. STRENGTH OF SCHEDULE	TEAM RPI	ADJ RPI	CONF. RPI	ADJ CONF. RPI				
Average RPI Loss:		78															
DIV. I ONLY			35-22-0		.61404	61	8-7-0		123	47	67	.54683	62	5	5		
DIV. I NON-CONF.			18-11-0		.62069	84	1-3-0		176	29	90	.53354	85	6	6		
TOTALS		RPI 1-25		RPI 26-50		W-L RECORDS		RPI 51-100		RPI 101-150		RPI 150+					
35-22-0		0-3-0		4-5-0		OVERALL		15-7-0		6-7-0		11-2-0					
20-9-0		0-0-0		0-0-0		HOME		9-5-0		3-3-0		8-1-0					
12-10-0		0-1-0		3-4-0		AWAY		4-1-0		2-4-0		3-1-0					
4-4-0		0-2-0		1-1-0		NEUTRAL		2-1-0		1-0-0		0-0-0					
18-11-0		0-3-0		2-3-0		NON-CONFERENCE		5-3-0		1-2-0		11-2-0					
12-5-0		0-0-0		0-0-0		HOME		3-2-0		1-2-0		8-1-0					
5-5-0		0-1-0		2-0-		AWAY		0-1-0		0-0-0		3-1-0					
2-3-0		0-2-0		0-1-0		NEUTRAL		2-0-0		0-0-0		0-0-0					
17-11-0		0-0-0		2-2-0		CONFERENCE		10-4-0		5-5-0		0-0-0					
8-4-0		0-0-0		0-0-0		HOME		6-3-0		2-1-0		0-0-0					
7-6-0		0-0-0		1-2-0		AWAY		4-0-0		2-4-0		0-0-0					
2-1-0		0-0-0		1-0-0		NEUTRAL		0-1-0		1-0-0		0-0-0					
RPI	S	Opponent		Score		RPI	S	Opponent		Score		RPI	S	Opponent		Score	
16	A	Auburn		8	17	27	A	Mississippi		2	7	63	H	Northwestern St.		11	0
19	N	Clemson		1	10	27	N	Mississippi		6	11	63	H	Northwestern St.		7	3
22	N	LSU		5	6	30	A	Rice		11	10	63	H	Northwestern St.		5	7
						30	A	Rice		2	10	72	A	South Ala.		13	14
						30	A	Rice		14	21	72	H	South Ala.		15	5
						30	N	Rice		7	4	73	H	Mississippi St.		9	16
						43	A	La.-Lafayette		6	1	73	N	Mississippi St.		14	3
						43	A	La.-Lafayette		6	10	78	H	UCF		8	9
						43	A	La.-Lafayette		4	0	78	H	UCF		3	7
												78	H	UCF		10	11
												79	H	East Carolina		7	6
												79	H	East Carolina		8	2
												79	H	East Carolina		14	4
												79	N	East Carolina		1	8
												83	A	Houston		10	6
												83	H	Houston		8	5
												83	H	Houston		13	4
												83	H	Houston		10	9
												86	N	Jacksonville St.		19	6
												89	A	Tulane		4	2
						</											

Non-Div. I Games:

Southern Miss.



Average RPI Win: 265		WON-LOST	WINNING	LAST 15	STRENGTH OF		OPP. STRENGTH	TEAM	ADJ	CONF.	ADJ CONF.
Average RPI Loss: 184		RECORD	PCT. RANK	GAMES	SCHEDULE		OF SCHEDULE	RPI	RPI	RPI	RPI
DIV. I ONLY		25-21-0	.54348	116	10-5-0		277	274	229	.45528	231
DIV. I NON-CONF.		5-11-0	.3125	246	0-1-0		196	99	240	.44103	242
TOTALS		RPI 1-25	RPI 26-50		W-L RECORDS		RPI 51-100		RPI 101-150		RPI 150+
25-21-0	0-1-0	0-2-0		OVERALL		0-3-0		1-0-0		24-15-0	
13-8-0	0-0-0	0-1-0		HOME		0-1-0		0-0-0		13-6-0	
9-10-0	0-1-0	0-1-0		AWAY		0-1-0		0-0-0		9-7-0	
3-3-0	0-0-0	0-0-0		NEUTRAL		0-1-0		1-0-0		2-2-0	
5-11-0	0-1-0	0-2-0		NON-CONFERENCE		0-3-0		1-0-0		4-5-0	
3-4-0	0-0-0	0-1-0		HOME		0-1-0		0-0-0		3-2-0	
1-6-0	0-1-0	0-0-		AWAY		0-1-0		0-0-0		1-3-0	
1-1-0	0-0-0	0-0-0		NEUTRAL		0-1-0		1-0-0		0-0-0	
20-10-0	0-0-0	0-0-0		CONFERENCE		0-0-0		0-0-0		20-10-0	
10-4-0	0-0-0	0-0-0		HOME		0-0-0		0-0-0		10-4-0	
8-4-0	0-0-0	0-0-0		AWAY		0-0-0		0-0-0		8-4-0	
2-2-0	0-0-0	0-0-0		NEUTRAL		0-0-0		0-0-0		2-2-0	
RPI S	Opponent	Score		RPI S	Opponent	Score		RPI S	Opponent	Score	
6 A	UCLA	2	16	43 A	La.-Lafayette	2	13	53 A	Southeastern La.	6	11
				43 H	La.-Lafayette	5	7	53 H	Southeastern La.	5	8
								99 N	Bethune-Cookman	8	13
									121 N	Cal St. Northridge	12 9
									151 A	Nicholls St.	8 5
									151 A	Nicholls St.	6 11
									151 A	Nicholls St.	6 7
									151 H	Nicholls St.	11 4
									151 H	Nicholls St.	1 5
									228 A	New Orleans	5 11
									228 H	New Orleans	7 13
									254 A	Texas Southern	5 10
									254 A	Texas Southern	9 10
									254 A	Texas Southern	3 2
									254 H	Texas Southern	9 3
									254 H	Texas Southern	4 6
									254 H	Texas Southern	2 8
									260 A	Jackson St.	7 9
									260 H	Jackson St.	15 17
									260 N	Jackson St.	9 2
									272 A	Grambling	5 1
									272 A	Grambling	7 1
									272 A	Grambling	9 5
									272 H	Grambling	5 11
									272 H	Grambling	14 12
									272 H	Grambling	16 6
									276 H	Alcorn St.	23 11
									276 N	Alcorn St.	7 8
									276 N	Alcorn St.	0 12
									276 N	Alcorn St.	0 12
									290 A	Ark.-Pine Bluff	4 12
LAST 15 GAMES				276 N	Alcorn St.	7	8	272 A	Grambling	9	5
				290 N	Ark.-Pine Bluff	11	2	43 H	La.-Lafayette	5	7
				260 N	Jackson St.	9	2	254 A	Texas Southern	3	2
				276 N	Alcorn St.	0	12				
				276 H	Alcorn St.	23	11				

Non-Div. I Games: Loyola (LA) 5 8

Southern U.

272	A	Grambling	7	1
272	A	Grambling	5	1

RPI	S	Opponent	Score	
290	A	Ark.-Pine Bluff	15	5
290	A	Ark.-Pine Bluff	9	5
290	H	Ark.-Pine Bluff	12	2
290	H	Ark.-Pine Bluff	10	9
290	H	Ark.-Pine Bluff	28	8
290	N	Ark.-Pine Bluff	11	2
295	A	Prairie View	8	5
295	A	Prairie View	5	3
295	H	Prairie View	6	2
295	H	Prairie View	14	4
295	H	Prairie View	9	8
296	H	Florida A&M	11	10
296	H	Florida A&M	16	2

Average RPI Win:	218	WON-LOST RECORD	WINNING PCT. RANK	LAST 15 GAMES	STRENGTH OF SCHEDULE	OPP. STRENGTH OF SCHEDULE	TEAM RPI	ADJ RPI	CONF. RPI	ADJ CONF. RPI									
DIV. I ONLY		18-36-0	.33333	258	6-9-0	227	254	262	.42991	259	26	25							
DIV. I NON-CONF.		7-20-0	.25926	258	0-0-0	143	249	252	.43674	248	25	24							
<hr/>																			
TOTALS	RPI 1-25	RPI 26-50		W-L RECORDS		RPI 51-100		RPI 101-150		RPI 150+									
18-36-0	0-1-0	0-5-0		OVERALL		0-3-0		3-4-0		15-23-0									
10-14-0	0-0-0	0-0-0		HOME		0-0-0		3-2-0		7-12-0									
5-21-0	0-1-0	0-5-0		AWAY		0-3-0		0-2-0		5-10-0									
3-1-0	0-0-0	0-0-0		NEUTRAL		0-0-0		0-0-0		3-1-0									
7-20-0	0-1-0	0-5-0		NON-CONFERENCE		0-3-0		1-2-0		6-9-0									
2-6-0	0-0-0	0-0-0		HOME		0-0-0		1-0-0		1-6-0									
2-13-0	0-1-0	0-0-		AWAY		0-3-0		0-2-0		2-2-0									
3-1-0	0-0-0	0-0-0		NEUTRAL		0-0-0		0-0-0		3-1-0									
11-16-0	0-0-0	0-0-0		CONFERENCE		0-0-0		2-2-0		9-14-0									
8-8-0	0-0-0	0-0-0		HOME		0-0-0		2-2-0		6-6-0									
3-8-0	0-0-0	0-0-0		AWAY		0-0-0		0-0-0		3-8-0									
0-0-0	0-0-0	0-0-0		NEUTRAL		0-0-0		0-0-0		0-0-0									
RPI	S	Opponent	Score		RPI	S	Opponent	Score		RPI	S	Opponent	Score						
25	A	Oregon St.	1	11	31	A	Oregon	1	7	94	A	Portland	0	10					
					37	A	California	0	22	94	A	Portland	2	3					
					37	A	California	0	14	94	A	Portland	2	7					
					37	A	California	0	10										
					50	A	FIU	3	10										
												123	H	Oral Roberts	4	14			
												123	H	Oral Roberts	9	16			
												123	H	Oral Roberts	10	9			
												123	H	Oral Roberts	11	0			
												138	A	Utah	7	15			
												138	H	Utah	8	7			
												150	A	UNLV	4	5			
												152	H	Kennesaw St.	4	16			
												152	H	Kennesaw St.	6	12			
												152	H	Kennesaw St.	10	4			
												160	H	South Dakota St.	7	18			
												160	H	South Dakota St.	5	13			
												160	H	South Dakota St.	4	2			
												160	H	South Dakota St.	11	5			
												161	A	Utah Valley	9	23			
												161	A	Utah Valley	13	11			
												161	A	Utah Valley	5	10			
												161	A	Utah Valley	9	7			
												161	H	Utah Valley	13	19			
												161	H	Utah Valley	1	13			
												161	H	Utah Valley	6	12			
												161	H	Utah Valley	10	21			
					LAST 15 GAMES														
					255	A	Oakland	4	11	282	A	Western Ill.	2	1	194	H	Centenary (LA)	5	7
					255	A	Oakland	0	4	274	H	IPFW	7	3	194	H	Centenary (LA)	8	9
					255	A	Oakland	7	10	274	H	IPFW	16	5	194	H	Centenary (LA)	4	3
					255	A	Oakland	12	13						194	H	Centenary (LA)	2	3
					282	A	Western Ill.	2	12						255	A	Oakland	0	4

**Non-Div. I Games:**

Southern Utah



282 A Western Ill.	8	5
282 A Western Ill.	11	12

RPI	S	Opponent	Score	
255	A	Oakland	7	10
255	A	Oakland	12	13
255	A	Oakland	4	11
274	H	IPFW	10	15
274	H	IPFW	16	6
274	H	IPFW	16	5
274	H	IPFW	7	3
275	A	North Dakota St.	9	3
275	A	North Dakota St.	7	13
275	A	North Dakota St.	4	12
282	A	Western Ill.	2	1
282	A	Western Ill.	2	12
282	A	Western Ill.	8	5
282	A	Western Ill.	11	12
298	N	Chicago St.	9	2
298	N	Chicago St.	12	5
298	N	Chicago St.	9	5
298	N	Chicago St.	11	12

Southern Utah

S  
o  
u  
t  
h  
e  
r  
n  
U  
t  
a  
h

S  
o  
u  
t  
h  
e  
r  
n  
U  
t  
a  
h

Average RPI Win:	225	WON-LOST	WINNING	LAST 15	STRENGTH OF	OPP. STRENGTH	TEAM	ADJ	CONF.	ADJ CONF.	
Average RPI Loss:	196	RECORD	PCT. RANK	GAMES	SCHEDULE	OF SCHEDULE	RPI	RPI	RPI	RPI	
DIV. I ONLY	17-31-0	.35417	247	5-10-0	248	253	263	.4239	263	24	24
DIV. I NON-CONF.	9-12-0	.42857	190	2-1-0	233	251	220	.45462	221	23	23
<hr/>											
TOTALS	RPI 1-25	RPI 26-50		W-L RECORDS		RPI 51-100		RPI 101-150		RPI 150+	
17-31-0	0-0-0	0-1-0		OVERALL		0-4-0		2-4-0		15-22-0	
8-12-0	0-0-0	0-0-0		HOME		0-0-0		1-3-0		7-9-0	
6-13-0	0-0-0	0-0-0		AWAY		0-3-0		1-0-0		5-10-0	
3-6-0	0-0-0	0-1-0		NEUTRAL		0-1-0		0-1-0		3-3-0	
<hr/>											
9-12-0	0-0-0	0-1-0		NON-CONFERENCE		0-1-0		2-4-0		7-6-0	
3-5-0	0-0-0	0-0-0		HOME		0-0-0		1-3-0		2-2-0	
3-1-0	0-0-0	0-0-		AWAY		0-0-0		1-0-0		2-1-0	
3-6-0	0-0-0	0-1-0		NEUTRAL		0-1-0		0-1-0		3-3-0	
<hr/>											
8-19-0	0-0-0	0-0-0		CONFERENCE		0-3-0		0-0-0		8-16-0	
5-7-0	0-0-0	0-0-0		HOME		0-0-0		0-0-0		5-7-0	
3-12-0	0-0-0	0-0-0		AWAY		0-3-0		0-0-0		3-9-0	
0-0-0	0-0-0	0-0-0		NEUTRAL		0-0-0		0-0-0		0-0-0	
<hr/>											
RPI S	Opponent	Score	RPI S	Opponent	Score	RPI S	Opponent	Score	RPI S	Opponent	Score
			39 N	Kansas St.	7 14	82 A	Charlotte	11 12	111 H	Le Moyne	2 9
			82 A	Charlotte	1 6	111 H	Le Moyne	5 9			
			82 A	Charlotte	2 10	143 N	Villanova	1 14			
			85 N	Illinois St.	3 21	144 A	Canisius	12 6			
			144 H	Canisius	7 2						
			144 H	Canisius	6 7						
			173 H	Rhode Island	0 7						
			173 H	Rhode Island	11 14						
			173 H	Rhode Island	7 3						
			188 N	Sacred Heart	13 16						
			204 N	Maine	7 6						
			206 A	St. Louis	7 8						
			206 A	St. Louis	4 5						
			206 A	St. Louis	7 6						
			212 H	Bucknell	7 3						
			212 H	Bucknell	6 5						
			219 N	Lehigh	13 8						
			225 A	Buffalo	2 12						
			225 A	Buffalo	5 4						
			234 H	Fordham	4 5						
			234 H	Fordham	11 7						
			234 H	Fordham	1 9						
			237 A	George Washington	5 8						
			237 A	George Washington	5 12						
			237 A	George Washington	4 15						
246 N	Northeastern	1 13									
248 H	Niagara	6 9									
<hr/>											
			LAST 15 GAMES								
			265 H	Temple	17 12	173 H	Rhode Island	11 14	237 A	George Washington	5 8
			265 H	Temple	3 6	173 H	Rhode Island	0 7	237 A	George Washington	5 12
			265 H	Temple	5 6	288 A	Cleveland St.	14 9	237 A	George Washington	4 15
			262 A	La Salle	4 5				246 N	Northeastern	1 13
			262 A	La Salle	12 13				248 H	Niagara	6 9

Non-Div. I Games:

St. Bonaventure

262 A La Salle	0	3
173 H Rhode Island	7	3

RPI	S	Opponent	Score	
248	H	Niagara	13	14
251	H	St. Joseph's	10	8
251	H	St. Joseph's	11	1
251	H	St. Joseph's	1	10
262	A	La Salle	12	13
262	A	La Salle	4	5
262	A	La Salle	0	3
264	N	Valparaiso	13	17
265	H	Temple	17	12
265	H	Temple	5	6
265	H	Temple	3	6
266	A	Duquesne	9	10
266	A	Duquesne	4	1
266	A	Duquesne	16	8
271	N	Western Mich.	14	5
288	A	Cleveland St.	14	9

St. Bonaventure

S  
t  
.  
B  
o  
n  
a  
v  
e  
n  
t  
u  
r  
e

S  
t  
.  
B  
o  
n  
a  
v  
e  
n  
t  
u  
r  
e

Average RPI Win: 150		WON-LOST	WINNING	LAST 15	STRENGTH OF		OPP. STRENGTH	TEAM	ADJ		CONF.	ADJ CONF.
Average RPI Loss: 88		RECORD	PCT. RANK	GAMES	SCHEDULE		OF SCHEDULE	RPI	RPI		RPI	RPI
DIV. I ONLY		40-18-0	.68966	19	158		78	57	.55164		58	7
DIV. I NON-CONF.		20-7-0	.74074	38	268		187	94	.52597		96	8
TOTALS		RPI 1-25	RPI 26-50		W-L RECORDS		RPI 51-100		RPI 101-150		RPI 150+	
40-18-0		5-4-0	3-3-0		OVERALL		5-6-0		9-4-0		21-3-0	
21-3-0		0-0-0	0-0-0		HOME		2-1-0		3-1-0		16-1-0	
12-15-0		2-4-0	2-2-0		AWAY		1-5-0		3-3-0		5-2-0	
9-1-0		3-0-0	1-1-0		NEUTRAL		2-0-0		3-0-0		0-0-0	
20-7-0		1-2-0	3-3-0		NON-CONFERENCE		1-0-0		5-2-0		13-2-0	
11-1-0		0-0-0	0-0-0		HOME		0-0-0		1-0-0		10-1-0	
7-7-0		1-2-0	2-0-		AWAY		0-0-0		1-2-0		3-1-0	
5-1-0		0-0-0	1-1-0		NEUTRAL		1-0-0		3-0-0		0-0-0	
20-11-0		4-2-0	0-0-0		CONFERENCE		4-6-0		4-2-0		8-1-0	
10-2-0		0-0-0	0-0-0		HOME		2-1-0		2-1-0		6-0-0	
6-9-0		1-2-0	0-0-0		AWAY		1-5-0		2-1-0		2-1-0	
4-0-0		3-0-0	0-0-0		NEUTRAL		1-0-0		0-0-0		0-0-0	
RPI S	Opponent	Score	RPI S	Opponent	Score	RPI S	Opponent	Score	RPI S	Opponent	Score	
3 A	Virginia	6 5	27 N	Mississippi	5 10	52 A	Rutgers	9 7	105 H	West Virginia	8 10	
3 A	Virginia	3 5	27 N	Mississippi	20 16	52 A	Rutgers	1 2	105 H	West Virginia	11 3	
7 A	Louisville	8 5	42 A	Boston College	17 9	52 A	Rutgers	1 3	105 H	West Virginia	8 7	
7 A	Louisville	6 10	49 A	Liberty	9 14	57 A	Pittsburgh	1 13	114 N	Minnesota	5 4	
7 A	Louisville	4 8	49 A	Liberty	1 9	57 A	Pittsburgh	3 5	136 A	Cincinnati	7 1	
7 N	Louisville	5 3	49 A	Liberty	7 6	57 A	Pittsburgh	1 4	136 A	Cincinnati	2 4	
7 N	Louisville	6 5				70 N	Michigan	2 1	136 A	Cincinnati	6 4	
21 A	North Carolina	2 8				93 H	South Fla.	6 5	137 A	East Tenn. St.	6 8	
23 N	Connecticut	3 0				93 H	South Fla.	4 13	137 A	East Tenn. St.	10 2	
						93 H	South Fla.	8 3	137 A	East Tenn. St.	7 11	
						93 N	South Fla.	3 2	146 H	Columbia	22 21	
									147 N	VCU	8 6	
									149 N	Illinois	6 4	
									167 H	Seton Hall	10 4	
									167 H	Seton Hall	6 1	
									167 H	Seton Hall	9 4	
									181 H	Georgetown	8 7	
									181 H	Georgetown	14 13	
									181 H	Georgetown	15 5	
									191 A	Notre Dame	8 1	
									191 A	Notre Dame	9 4	
									191 A	Notre Dame	5 14	
						7 N	Louisville	6 5	215 H	Hofstra	7 6	
						93 N	South Fla.	3 2	228 A	New Orleans	31 6	
						52 A	Rutgers	1 3	228 A	New Orleans	9 3	
									228 A	New Orleans	5 2	
									234 H	Fordham	18 7	

Non-Div. I Games:

St. John's (NY)

23	N	Connecticut	3	0
7	N	Louisville	5	3

RPI	S	Opponent	Score	
238	A	Wagner	2	5
250	H	Fairfield	16	5
257	H	NYIT	4	3
258	H	Princeton	12	5
277	H	Long Island	7	6
280	H	Albany (NY)	6	9
280	H	Albany (NY)	8	2
280	H	Albany (NY)	18	8
283	H	Fairleigh Dickinson	9	7
286	H	Iona	11	2

St. John's (NY)

S  
t  
.  
J  
o  
h  
n  
.  
s  
(  
N  
Y  
)

S  
t  
.  
J  
o  
h  
n  
.  
s  
(  
N  
Y  
)

[illegible]

**Non-Div. I Games:**

St. Joseph's

242 A Dayton	1	6
234 H Fordham	5	4

RPI	S	Opponent	Score	
242	A	Dayton	1	5
242	A	Dayton	1	6
253	H	Lafayette	6	1
262	H	La Salle	10	5
262	H	La Salle	2	1
262	H	La Salle	10	6
263	A	St. Bonaventure	10	1
263	A	St. Bonaventure	1	11
263	A	St. Bonaventure	8	10
265	A	Temple	2	3
266	A	Duquesne	9	3
266	A	Duquesne	9	2
266	A	Duquesne	5	10
270	H	St. Peter's	4	2
273	H	Youngstown St.	5	9

St. Joseph's

S  
t  
.  
J  
o  
s  
e  
p  
h  
.  
s

S  
t  
.  
J  
o  
s  
e  
p  
h  
.  
s

Average RPI Win: 210		WON-LOST	WINNING	LAST 15	STRENGTH OF		OPP. STRENGTH	TEAM	ADJ	CONF.	ADJ CONF.
Average RPI Loss: 170		RECORD	PCT. RANK	GAMES	SCHEDULE		OF SCHEDULE	RPI	RPI	RPI	RPI
DIV. I ONLY		33-27-0	.55	111	9-6-0		262	212	204	.47029	206
DIV. I NON-CONF.		13-15-0	.46429	167	1-3-0		275	180	227	.4503	231
TOTALS		RPI 1-25	RPI 26-50		W-L RECORDS		RPI 51-100		RPI 101-150		RPI 150+
33-27-0	0-2-0	0-1-0		OVERALL		5-4-0		1-3-0		27-19-0	
17-5-0	0-0-0	0-0-0		HOME		3-0-0		0-1-0		14-4-0	
7-20-0	0-2-0	0-1-0		AWAY		0-3-0		0-1-0		7-14-0	
9-3-0	0-0-0	0-0-0		NEUTRAL		2-1-0		1-1-0		6-1-0	
13-15-0	0-2-0	0-1-0		NON-CONFERENCE		3-1-0		1-3-0		9-10-0	
7-3-0	0-0-0	0-0-0		HOME		3-0-0		0-1-0		4-2-0	
2-11-0	0-2-0	0-0-		AWAY		0-0-0		0-1-0		2-7-0	
4-3-0	0-0-0	0-0-0		NEUTRAL		0-1-0		1-1-0		3-1-0	
20-12-0	0-0-0	0-0-0		CONFERENCE		2-3-0		0-0-0		18-9-0	
10-2-0	0-0-0	0-0-0		HOME		0-0-0		0-0-0		10-2-0	
5-10-0	0-0-0	0-0-0		AWAY		0-3-0		0-0-0		5-7-0	
5-0-0	0-0-0	0-0-0		NEUTRAL		2-0-0		0-0-0		3-0-0	
RPI S	Opponent	Score		RPI S	Opponent	Score		RPI S	Opponent	Score	
7 A	Louisville	2	11	27 A	Mississippi	5	14	59 H	Kansas	8	5
9 A	Arkansas	8	32					59 H	Kansas	12	8
								82 A	Charlotte	3	4
								82 A	Charlotte	0	5
								82 A	Charlotte	7	11
								82 N	Charlotte	5	4
								82 N	Charlotte	3	2
								85 N	Illinois St.	3	8
								92 H	Evansville	8	7
								101 N	Ohio St.	9	15
								101 N	Ohio St.	10	9
								124 H	Indiana St.	9	14
								141 A	UALR	2	8
								163 A	Murray St.	2	12
								163 A	Murray St.	7	12
								163 A	Murray St.	18	7
								169 A	Southern Ill.	5	16
								175 A	Southeast Mo. St.	4	8
								175 H	Southeast Mo. St.	10	6
								177 H	Xavier	3	4
								177 H	Xavier	8	0
								177 H	Xavier	5	4
								177 N	Xavier	12	9
								186 H	Missouri St.	6	9
								208 A	Massachusetts	4	3
								208 A	Massachusetts	9	10
								208 A	Massachusetts	0	12
								214 A	Central Ark.	4	6
								214 A	Central Ark.	13	6
								214 A	Central Ark.	5	12
								229 H	Eastern Ill.	15	3
								234 A	Fordham	3	4
								234 A	Fordham	9	2
								234 A	Fordham	4	6
								234 N	Fordham	16	11
								242 H	Dayton	3	1
LAST 15 GAMES				85 N	Illinois St.	3	8	242 H	Dayton	7	6
				7 A	Louisville	2	11	242 H	Dayton	3	1
				82 N	Charlotte	5	4	169 A	Southern Ill.	5	16
				177 N	Xavier	12	9				
				82 N	Charlotte	3	2				

Non-Div. I Games:

St. Louis



234 N Fordham	16	11
242 H Dayton	3	1

RPI	S	Opponent	Score	
242	H	Dayton	7	6
242	H	Dayton	3	1
251	A	St. Joseph's	7	3
251	A	St. Joseph's	8	17
251	A	St. Joseph's	8	9
262	A	La Salle	10	2
262	A	La Salle	10	8
262	A	La Salle	5	7
263	H	St. Bonaventure	6	7
263	H	St. Bonaventure	5	4
263	H	St. Bonaventure	8	7
265	H	Temple	5	4
265	H	Temple	13	4
265	H	Temple	6	1
266	N	Duquesne	7	2
267	A	SIU Edwardsville	10	17
267	H	SIU Edwardsville	11	4
267	N	SIU Edwardsville	6	5
270	N	St. Peter's	12	11
282	H	Western Ill.	11	7
282	H	Western Ill.	3	4
283	N	Fairleigh Dickinson	10	12
290	N	Ark.-Pine Bluff	6	2

St. Louis

S  
t  
.  
L  
o  
u  
i  
s

S  
t  
.  
L  
o  
u  
i  
s

Average RPI Win: 155		WON-LOST	WINNING	LAST 15	STRENGTH OF	OPP. STRENGTH	TEAM	ADJ	CONF.	ADJ CONF.					
Average RPI Loss: 119		RECORD	PCT. RANK	GAMES	SCHEDULE	OF SCHEDULE	RPI	RPI	RPI	RPI					
DIV. I ONLY		19-32-1	.375	237	4-11-0	185	112	224	.46696	210	17	16			
DIV. I NON-CONF.		11-19-1	.37097	221	2-3-0	180	73	211	.46803	201	14	14			
<hr/>															
TOTALS		RPI 1-25		RPI 26-50		W-L RECORDS		RPI 51-100		RPI 101-150		RPI 150+			
19-32-1		0-0-0		3-5-0		OVERALL		3-10-0		2-8-0		11-9-1			
5-12-0		0-0-0		0-0-0		HOME		1-3-0		1-5-0		3-4-0			
14-17-1		0-0-0		3-4-0		AWAY		2-7-0		1-1-0		8-5-1			
0-3-0		0-0-0		0-1-0		NEUTRAL		0-0-0		0-2-0		0-0-0			
<hr/>															
11-19-1		0-0-0		2-3-0		NON-CONFERENCE		2-8-0		1-3-0		6-5-1			
3-6-0		0-0-0		0-0-0		HOME		1-3-0		0-1-0		2-2-0			
8-11-1		0-0-0		2-0-		AWAY		1-5-0		1-1-0		4-3-1			
0-2-0		0-0-0		0-1-0		NEUTRAL		0-0-0		0-1-0		0-0-0			
<hr/>															
8-13-0		0-0-0		1-2-0		CONFERENCE		1-2-0		1-5-0		5-4-0			
2-6-0		0-0-0		0-0-0		HOME		0-0-0		1-4-0		1-2-0			
6-6-0		0-0-0		1-2-0		AWAY		1-2-0		0-0-0		4-2-0			
0-1-0		0-0-0		0-0-0		NEUTRAL		0-0-0		0-1-0		0-0-0			
<hr/>															
RPI	S	Opponent	Score	RPI	S	Opponent	Score	RPI	S	Opponent	Score				
				29	A	San Diego	8 1	62	A	Southern Miss.	19 11	107	N	Central Mich.	1 3
				29	A	San Diego	1 4	62	A	Southern Miss.	3 4	118	A	Nevada	5 8
				29	A	San Diego	3 5	62	A	Southern Miss.	7 15	118	H	Nevada	1 3
				36	A	Stanford	7 3	71	H	UC Riverside	5 8	125	A	Cal St. Bakersfield	8 4
				37	N	California	4 5	71	H	UC Riverside	0 1	132	H	San Francisco	0 5
				45	A	UC Irvine	8 12	71	H	UC Riverside	6 4	132	H	San Francisco	5 1
				45	A	UC Irvine	9 11	71	H	UC Riverside	4 8	132	N	San Francisco	2 4
				45	A	UC Irvine	4 2	89	A	Tulane	2 8	148	H	Pepperdine	4 5
								89	A	Tulane	6 9	148	H	Pepperdine	0 12
								89	A	Tulane	1 4	148	H	Pepperdine	1 7
								94	A	Portland	4 5	158	A	UC Davis	4 5
								94	A	Portland	1 12	158	H	UC Davis	5 8
								94	A	Portland	5 4	189	A	Loyola Marymount	0 10
												189	A	Loyola Marymount	1 2
												189	A	Loyola Marymount	14 9
												190	H	Gonzaga	5 10
												190	H	Gonzaga	7 8
												190	H	Gonzaga	12 5
												205	A	Santa Clara	5 4
												205	A	Santa Clara	6 3
												205	A	Santa Clara	10 4
				LAST 15 GAMES								207	A	San Jose St.	12 4
				29	A	San Diego	3 5	190	H	Gonzaga	5 10	207	H	San Jose St.	6 2
				29	A	San Diego	8 1	190	H	Gonzaga	7 8	207	H	San Jose St.	6 7
				29	A	San Diego	1 4	190	H	Gonzaga	12 5	223	A	Sacramento St.	8 6
				252	A	Seattle	13 1					223	A	Sacramento St.	4 4
				252	A	Seattle	4 5					223	H	Sacramento St.	5 4

Non-Div. I Games:

St. Mary's (CA)

252	A	Seattle	6	12
252	A	Seattle	10	9

RPI	S	Opponent	Score	
252	A	Seattle	13	1
252	A	Seattle	10	9
252	A	Seattle	6	12
252	A	Seattle	4	5

St. Mary's (CA)

S  
t  
.  
M  
a  
r  
y  
'  
s  
(  
C  
A  
)

S  
t  
.  
M  
a  
r  
y  
'  
s  
(  
C  
A  
)

Average RPI Win:	250	WON-LOST	WINNING	LAST 15	STRENGTH OF	OPP. STRENGTH	TEAM	ADJ	CONF.	ADJ CONF.	
Average RPI Loss:	181	RECORD	PCT. RANK	GAMES	SCHEDULE	OF SCHEDULE	RPI	RPI	RPI	RPI	
DIV. I ONLY	18-34-0	.34615	251	5-10-0	260	256	272	.41671	270	21	21
DIV. I NON-CONF.	12-16-0	.42857	190	3-3-0	293	285	269	.42113	265	22	22
<hr/>											
TOTALS	RPI 1-25	RPI 26-50		W-L RECORDS		RPI 51-100		RPI 101-150		RPI 150+	
18-34-0	0-0-0	0-0-0		OVERALL		0-3-0		2-12-0		16-19-0	
9-11-0	0-0-0	0-0-0		HOME		0-0-0		0-6-0		9-5-0	
9-21-0	0-0-0	0-0-0		AWAY		0-3-0		2-6-0		7-12-0	
0-2-0	0-0-0	0-0-0		NEUTRAL		0-0-0		0-0-0		0-2-0	
12-16-0	0-0-0	0-0-0		NON-CONFERENCE		0-0-0		0-5-0		12-11-0	
5-3-0	0-0-0	0-0-0		HOME		0-0-0		0-0-0		5-3-0	
7-11-0	0-0-0	0-0-		AWAY		0-0-0		0-5-0		7-6-0	
0-2-0	0-0-0	0-0-0		NEUTRAL		0-0-0		0-0-0		0-2-0	
6-18-0	0-0-0	0-0-0		CONFERENCE		0-3-0		2-7-0		4-8-0	
4-8-0	0-0-0	0-0-0		HOME		0-0-0		0-6-0		4-2-0	
2-10-0	0-0-0	0-0-0		AWAY		0-3-0		2-1-0		0-6-0	
0-0-0	0-0-0	0-0-0		NEUTRAL		0-0-0		0-0-0		0-0-0	
RPI	S	Opponent	Score	RPI	S	Opponent	Score	RPI	S	Opponent	Score
						88 A Manhattan	4 8	133 A Marist			3 10
						88 A Manhattan	7 9	133 A Marist			3 2
						88 A Manhattan	2 3	133 A Marist			3 0
								137 A East Tenn. St.			3 17
								137 A East Tenn. St.			6 7
								137 A East Tenn. St.			5 6
								137 A East Tenn. St.			2 5
								139 H Rider			3 13
								139 H Rider			4 5
								139 H Rider			2 13
								144 H Canisius			4 13
								144 H Canisius			2 22
								144 H Canisius			5 22
								146 A Columbia			0 9
								166 H Longwood			6 13
								166 H Longwood			10 0
								166 H Longwood			8 4
								166 H Longwood			7 13
								167 A Seton Hall			0 6
								178 A Siena			5 6
								178 A Siena			1 6
								178 A Siena			3 15
								180 A Gardner-Webb			2 14
								206 N St. Louis			11 12
								217 A Wofford			6 16
								217 A Wofford			2 9
								238 H Wagner			10 9
LAST 15 GAMES				166 H Longwood 10 0				178 A Siena 5 6			
				166 H Longwood 6 13				178 A Siena 1 6			
				166 H Longwood 8 4				178 A Siena 3 15			
				166 H Longwood 7 13							
				248 A Niagara 8 9							

Non-Div. I Games:

St. Peter's

248 A Niagara	2	5
248 A Niagara	2	7

RPI	S	Opponent	Score
248	A	Niagara	2 5
248	A	Niagara	8 9
248	A	Niagara	2 7
250	H	Fairfield	2 3
250	H	Fairfield	7 5
250	H	Fairfield	11 7
251	A	St. Joseph's	2 4
262	H	La Salle	2 4
277	A	Long Island	2 3
278	A	Mt. St. Mary's	9 1
283	A	Fairleigh Dickinson	12 1
283	A	Fairleigh Dickinson	16 2
283	H	Fairleigh Dickinson	16 7
286	H	Iona	9 8
286	H	Iona	8 7
286	H	Iona	7 15
289	H	NJIT	11 5
290	N	Ark.-Pine Bluff	3 5
293	A	Delaware St.	3 2
293	A	Delaware St.	14 6
293	A	Delaware St.	5 3
293	A	Delaware St.	8 3

St. Peter's

S  
t  
.  
P  
e  
t  
e  
r  
's

S  
t  
.  
P  
e  
t  
e  
r  
's

Average RPI Win: 85		WON-LOST	WINNING	LAST 15	STRENGTH OF		OPP. STRENGTH	TEAM	ADJ		CONF.	ADJ CONF.			
Average RPI Loss: 58		RECORD	PCT. RANK	GAMES	SCHEDULE		OF SCHEDULE	RPI	RPI		RPI	RPI			
DIV. I ONLY		31-23-0	.57407	94	7-8-0		20	17	36		.56912	36			
DIV. I NON-CONF.		17-9-0	.65385	63	3-3-0		105	64	51		.55408	56			
TOTALS		RPI 1-25	RPI 26-50		W-L RECORDS		RPI 51-100		RPI 101-150		RPI 150+				
31-23-0		7-9-0	8-6-0		OVERALL		5-5-0		4-2-0		7-3-0				
20-10-0		1-2-0	8-4-0		HOME		3-1-0		4-1-0		4-2-0				
11-13-0		6-7-0	0-1-0		AWAY		2-4-0		0-1-0		3-1-0				
0-1-0		0-0-0	0-1-0		NEUTRAL		0-0-0		0-0-0		0-0-0				
17-9-0		0-4-0	3-1-0		NON-CONFERENCE		3-1-0		4-2-0		7-3-0				
12-3-0		0-0-0	3-0-0		HOME		1-0-0		4-1-0		4-2-0				
5-7-0		0-4-0	0-0-		AWAY		2-1-0		0-1-0		3-1-0				
0-1-0		0-0-0	0-1-0		NEUTRAL		0-0-0		0-0-0		0-0-0				
14-14-0		7-5-0	5-5-0		CONFERENCE		2-4-0		0-0-0		0-0-0				
8-7-0		1-2-0	5-4-0		HOME		2-1-0		0-0-0		0-0-0				
6-7-0		6-3-0	0-1-0		AWAY		0-3-0		0-0-0		0-0-0				
0-0-0		0-0-0	0-0-0		NEUTRAL		0-0-0		0-0-0		0-0-0				
RPI	S	Opponent	Score	RPI	S	Opponent	Score	RPI	S	Opponent	Score				
1	H	Arizona St.	2 4	28	H	Washington St.	8 7	65	H	Southern California	8 13	127	A	Pacific	4 9
1	H	Arizona St.	5 2	28	H	Washington St.	2 4	65	H	Southern California	5 4	127	H	Pacific	11 6
1	H	Arizona St.	6 8	28	H	Washington St.	3 9	65	H	Southern California	3 1	132	H	San Francisco	1 5
5	A	Texas	2 8	30	H	Rice	7 6	68	A	Washington	2 4	148	H	Pepperdine	11 6
5	A	Texas	0 6	30	H	Rice	6 4	68	A	Washington	1 8	148	H	Pepperdine	10 0
5	A	Texas	3 6	30	H	Rice	14 5	68	A	Washington	3 4	148	H	Pepperdine	9 8
6	A	UCLA	5 6	31	H	Oregon	6 9	76	H	Hawaii	5 1	158	A	UC Davis	10 6
6	A	UCLA	5 7	31	H	Oregon	2 5	87	A	Long Beach St.	3 2	159	H	UC Santa Barbara	5 4
6	A	UCLA	8 4	31	H	Oregon	2 1	87	A	Long Beach St.	4 3	159	H	UC Santa Barbara	6 5
11	A	Cal St. Fullerton	5 6	37	A	California	0 2	87	A	Long Beach St.	5 10	159	H	UC Santa Barbara	11 15
24	A	Arizona	8 4	37	H	California	11 10					205	A	Santa Clara	14 0
24	A	Arizona	3 1	37	H	California	3 2					205	A	Santa Clara	3 9
24	A	Arizona	8 9	37	H	California	15 12					205	H	Santa Clara	8 3
25	A	Oregon St.	5 3	46	N	New Mexico	5 9					207	A	San Jose St.	8 3
25	A	Oregon St.	14 6									207	H	San Jose St.	10 7
25	A	Oregon St.	10 7									210	H	St. Mary's (CA)	3 7
				LAST 15 GAMES											
				11	A	Cal St. Fullerton	5 6	24	A	Arizona	3 1				
				46	N	New Mexico	5 9	76	H	Hawaii	5 1				
				1	H	Arizona St.	6 8	28	H	Washington St.	3 9				
				1	H	Arizona St.	5 2								
				1	H	Arizona St.	2 4								

Non-Div. I Games:

Stanford

24	A	Arizona	8	4
24	A	Arizona	8	9

S  
t  
a  
n  
f  
o  
r  
d

S  
t  
a  
n  
f  
o  
r  
d

Average RPI Win:		181	WON-LOST RECORD		WINNING PCT. RANK	LAST 15 GAMES	STRENGTH OF SCHEDULE		OPP. STRENGTH OF SCHEDULE	TEAM RPI	ADJ RPI	CONF. RPI	ADJ CONF. RPI					
Average RPI Loss:		113																
DIV. I ONLY			34-20-0		.62963	54	7-8-0		197	156	95	.52368	91	12	12			
DIV. I NON-CONF.			14-6-0		.7	50	0-1-0		255	268	120	.51398	115	12	12			
TOTALS		RPI 1-25		RPI 26-50		W-L RECORDS		RPI 51-100		RPI 101-150		RPI 150+						
34-20-0		1-1-0		0-0-0		OVERALL		3-8-0		10-6-0		20-5-0						
13-11-0		0-0-0		0-0-0		HOME		2-7-0		2-1-0		9-3-0						
19-6-0		1-1-0		0-0-0		AWAY		0-0-0		8-4-0		10-1-0						
2-3-0		0-0-0		0-0-0		NEUTRAL		1-1-0		0-1-0		1-1-0						
14-6-0		1-1-0		0-0-0		NON-CONFERENCE		1-1-0		2-1-0		10-3-0						
7-3-0		0-0-0		0-0-0		HOME		0-1-0		0-0-0		7-2-0						
5-2-0		1-1-0		0-0-		AWAY		0-0-0		2-1-0		2-0-0						
2-1-0		0-0-0		0-0-0		NEUTRAL		1-0-0		0-0-0		1-1-0						
20-14-0		0-0-0		0-0-0		CONFERENCE		2-7-0		8-5-0		10-2-0						
6-8-0		0-0-0		0-0-0		HOME		2-6-0		2-1-0		2-1-0						
14-4-0		0-0-0		0-0-0		AWAY		0-0-0		6-3-0		8-1-0						
0-2-0		0-0-0		0-0-0		NEUTRAL		0-1-0		0-1-0		0-0-0						
RPI	S	Opponent		Score		RPI	S	Opponent		Score		RPI	S	Opponent		Score		
18	A	Oklahoma		4	5			51	H	Texas St.		2	3	115	A	Lamar	9	3
20	A	Texas A&M		7	6			51	H	Texas St.		8	7	115	A	Lamar	4	9
								51	H	Texas St.		2	4	115	A	Lamar	10	6
								51	N	Texas St.		2	8	120	H	McNeese St.	7	15
								53	H	Southeastern La.		6	10	120	H	McNeese St.	10	6
								53	H	Southeastern La.		7	14	120	H	McNeese St.	2	1
								53	H	Southeastern La.		1	7	126	A	Texas-Arlington	14	9
								63	H	Northwestern St.		10	9	126	A	Texas-Arlington	11	6
								63	H	Northwestern St.		2	4	126	A	Texas-Arlington	0	1
								83	H	Houston		3	10	126	N	Texas-Arlington	4	10
								93	N	South Fla.		3	2	134	A	Dallas Baptist	11	24
														141	A	UALR	3	2
														141	A	UALR	7	3
														142	A	UTSA	13	9
														142	A	UTSA	8	9
														142	A	UTSA	4	2
														151	A	Nicholls St.	1	11
														151	A	Nicholls St.	17	10
														151	A	Nicholls St.	9	2
														179	H	Creighton	8	9
														196	H	La.-Monroe	9	10
														199	A	Sam Houston St.	13	8
														199	A	Sam Houston St.	14	13
														199	A	Sam Houston St.	11	2
														203	H	A&M-Corpus Christi	3	6
														203	H	A&M-Corpus Christi	4	3
														203	H	A&M-Corpus Christi	4	3
LAST 15 GAMES																		
			51	N	Texas St.	2	8	53	H	Southeastern La.	1	7						
			126	N	Texas-Arlington	4	10	134	A	Dallas Baptist	11	24						
			115	A	Lamar	4	9	126	A	Texas-Arlington	11	6						
			115	A	Lamar	10	6											
			115	A	Lamar	9	3											

Non-Div. I Games:

Stephen F. Austin



53 H Southeastern La.	7	14
53 H Southeastern La.	6	10

RPI	S	Opponent	Score	
214	A	Central Ark.	20	12
214	A	Central Ark.	17	2
214	A	Central Ark.	2	0
243	A	Houston Baptist	17	7
243	H	Houston Baptist	13	2
268	A	Tex.-Pan American	10	9
268	H	Tex.-Pan American	3	1
268	H	Tex.-Pan American	10	4
272	H	Grambling	9	4
272	H	Grambling	4	0
272	H	Grambling	12	3
282	N	Western Ill.	8	2
282	N	Western Ill.	6	13
295	H	Prairie View	5	4

Stephen F. Austin

S  
t  
e  
p  
h  
e  
n  
F  
.  
A  
u  
s  
t  
i  
n

S  
t  
e  
p  
h  
e  
n  
F  
.  
A  
u  
s  
t  
i  
n

Average RPI Win: 165		WON-LOST	WINNING	LAST 15	STRENGTH OF		OPP. STRENGTH	TEAM	ADJ	CONF.	ADJ CONF.
Average RPI Loss: 117		RECORD	PCT. RANK	GAMES	SCHEDULE		OF SCHEDULE	RPI	RPI	RPI	RPI
DIV. I ONLY		27-31-0	.46552	180	3-12-0		143	135	161	.49348	162
DIV. I NON-CONF.		13-16-0	.44828	181	0-1-0		146	89	167	.49019	167
TOTALS		RPI 1-25	RPI 26-50		W-L RECORDS		RPI 51-100		RPI 101-150		RPI 150+
27-31-0		0-2-0	1-4-0		OVERALL		3-6-0		6-11-0		17-8-0
22-15-0		0-1-0	1-3-0		HOME		3-3-0		2-2-0		16-6-0
5-14-0		0-1-0	0-0-0		AWAY		0-3-0		4-8-0		1-2-0
0-2-0		0-0-0	0-1-0		NEUTRAL		0-0-0		0-1-0		0-0-0
13-16-0		0-2-0	0-1-0		NON-CONFERENCE		3-6-0		1-3-0		9-4-0
13-9-0		0-1-0	0-1-0		HOME		3-3-0		1-0-0		9-4-0
0-7-0		0-1-0	0-0-		AWAY		0-3-0		0-3-0		0-0-0
0-0-0		0-0-0	0-0-0		NEUTRAL		0-0-0		0-0-0		0-0-0
14-15-0		0-0-0	1-3-0		CONFERENCE		0-0-0		5-8-0		8-4-0
9-6-0		0-0-0	1-2-0		HOME		0-0-0		1-2-0		7-2-0
5-7-0		0-0-0	0-0-0		AWAY		0-0-0		4-5-0		1-2-0
0-2-0		0-0-0	0-1-0		NEUTRAL		0-0-0		0-1-0		0-0-0
RPI S	Opponent	Score	RPI S	Opponent	Score	RPI S	Opponent	Score	RPI S	Opponent	Score
14 A	Florida St.	7 14	39 H	Kansas St.	6 14	75 H	James Madison	3 2	106 H	Jacksonville	1 3
14 H	Florida St.	2 6	44 H	Fla. Gulf Coast	2 4	78 A	UCF	6 10	106 H	Jacksonville	8 6
			44 H	Fla. Gulf Coast	4 8	78 H	UCF	7 11	106 H	Jacksonville	7 9
			44 H	Fla. Gulf Coast	10 8	93 H	South Fla.	6 5	106 N	Jacksonville	2 3
			44 N	Fla. Gulf Coast	4 9	93 H	South Fla.	3 9	107 H	Central Mich.	1 0
						99 A	Bethune-Cookman	10 11	113 A	North Florida	0 17
						99 A	Bethune-Cookman	9 11	113 A	North Florida	10 3
						99 H	Bethune-Cookman	3 14	113 A	North Florida	1 6
						99 H	Bethune-Cookman	16 9	119 A	Georgia	5 7
									119 A	Georgia	2 12
									119 A	Georgia	8 9
									131 A	Mercer	6 5
									131 A	Mercer	15 12
									131 A	Mercer	13 4
									137 A	East Tenn. St.	7 10
									137 A	East Tenn. St.	7 12
									137 A	East Tenn. St.	4 22
									171 A	Belmont	6 3
									171 A	Belmont	4 14
									171 A	Belmont	3 13
									178 H	Siena	8 7
									178 H	Siena	10 3
									178 H	Siena	13 10
									178 H	Siena	4 8
									182 H	Northwestern	5 4
									182 H	Northwestern	10 5
									182 H	Northwestern	11 5
LAST 15 GAMES			LAST 15 GAMES			LAST 15 GAMES			LAST 15 GAMES		
			106 N	Jacksonville	2 3	113 A	North Florida	0 17	178 H	Siena	13 10
			44 N	Fla. Gulf Coast	4 9	14 H	Florida St.	2 6	178 H	Siena	4 8
			106 H	Jacksonville	8 6	230 H	S.C. Upstate	7 8	182 H	Northwestern	5 4
			106 H	Jacksonville	7 9				182 H	Northwestern	10 5
			106 H	Jacksonville	1 3				182 H	Northwestern	11 5

Non-Div. I Games:

Stetson

113 A North Florida	10	3
113 A North Florida	1	6

RPI	S	Opponent	Score	
182	H	Northwestern	7	9
191	H	Notre Dame	2	4
198	H	Lipscomb	14	5
198	H	Lipscomb	6	1
198	H	Lipscomb	4	3
221	H	Old Dominion	10	3
221	H	Old Dominion	9	2
221	H	Old Dominion	6	4
226	H	Campbell	4	3
226	H	Campbell	7	2
226	H	Campbell	11	7
230	H	S.C. Upstate	7	8
230	H	S.C. Upstate	19	7
230	H	S.C. Upstate	2	4
232	H	Harvard	5	6

Stetson

S  
t  
e  
t  
s  
o  
n

S  
t  
e  
t  
s  
o  
n

Average RPI Win: 230		WON-LOST	WINNING	LAST 15	STRENGTH OF		OPP. STRENGTH	TEAM	ADJ		CONF.	ADJ CONF.					
Average RPI Loss: 138		RECORD	PCT. RANK	GAMES	SCHEDULE		OF SCHEDULE	RPI	RPI		RPI	RPI					
DIV. I ONLY		29-25-0	.53704	122	10-5-0		275	221	218		.46394	216	29	29			
DIV. I NON-CONF.		11-16-0	.40741	203	1-2-0		228	72	213		.46235	210	28	28			
<hr/>																	
TOTALS		RPI 1-25		RPI 26-50		W-L RECORDS		RPI 51-100		RPI 101-150		RPI 150+					
29-25-0		0-6-0		1-0-0		OVERALL		2-2-0		3-6-0		24-13-0					
9-3-0		0-0-0		0-0-0		HOME		0-0-0		0-0-0		9-3-0					
15-20-0		0-6-0		0-0-0		AWAY		2-2-0		3-6-0		10-8-0					
6-2-0		0-0-0		1-0-0		NEUTRAL		0-0-0		0-0-0		5-2-0					
11-16-0		0-6-0		1-0-0		NON-CONFERENCE		2-2-0		3-6-0		6-4-0					
2-0-0		0-0-0		0-0-0		HOME		0-0-0		0-0-0		2-0-0					
7-16-0		0-6-0		0-0-		AWAY		2-2-0		3-6-0		2-2-0					
3-2-0		0-0-0		1-0-0		NEUTRAL		0-0-0		0-0-0		2-2-0					
18-9-0		0-0-0		0-0-0		CONFERENCE		0-0-0		0-0-0		18-9-0					
7-3-0		0-0-0		0-0-0		HOME		0-0-0		0-0-0		7-3-0					
8-6-0		0-0-0		0-0-0		AWAY		0-0-0		0-0-0		8-6-0					
3-0-0		0-0-0		0-0-0		NEUTRAL		0-0-0		0-0-0		3-0-0					
RPI	S	Opponent		Score		RPI	S	Opponent		Score		RPI	S	Opponent		Score	
2	A	Coastal Caro.		0	6	47	N	North Carolina St.		6	2	111	A	Le Moyne		0	7
2	A	Coastal Caro.		7	25							111	A	Le Moyne		2	8
12	A	Alabama		3	4							111	A	Le Moyne		8	7
12	A	Alabama		0	5							111	A	Le Moyne		10	4
12	A	Alabama		8	15							125	A	Cal St. Bakersfield		2	14
12	A	Alabama		6	13							133	A	Marist		3	9
												148	A	Pepperdine		7	4
												148	A	Pepperdine		2	4
												148	A	Pepperdine		0	3
												167	A	Seton Hall		4	5
												167	A	Seton Hall		4	2
												185	A	Binghamton		0	2
												185	A	Binghamton		3	12
												185	A	Binghamton		8	3
												185	H	Binghamton		1	2
												185	H	Binghamton		6	13
												185	H	Binghamton		4	5
												195	N	Central Conn. St.		3	4
												204	A	Maine		7	3
												204	A	Maine		5	4
												204	A	Maine		9	10
												204	A	Maine		3	13
												204	N	Maine		10	1
												215	A	Hofstra		10	12
												234	A	Fordham		7	6
												245	N	Akron		3	2
												245	N	Akron		0	7
<hr/>																	
LAST 15 GAMES																	

Non-Div. I Games:

Stony Brook

204 N Maine	10	1
185 H Binghamton	6	13

RPI	S	Opponent	Score	
250	H	Fairfield	18	14
280	A	Albany (NY)	10	11
280	A	Albany (NY)	10	2
280	A	Albany (NY)	3	2
280	A	Albany (NY)	10	14
280	N	Albany (NY)	8	4
280	N	Albany (NY)	4	2
284	H	Hartford	6	4
284	H	Hartford	18	5
284	H	Hartford	13	3
284	H	Hartford	3	2
286	H	Iona	22	11
286	N	Iona	3	2
292	A	UMBC	17	0
292	A	UMBC	24	2
292	A	UMBC	26	6
292	H	UMBC	6	0
292	H	UMBC	5	0
292	H	UMBC	22	1

Stony Brook

S  
t  
o  
n  
y  
B  
r  
o  
o  
k

S  
t  
o  
n  
y  
B  
r  
o  
o  
k

Average RPI Win: 102		WON-LOST	WINNING	LAST 15	STRENGTH OF		OPP. STRENGTH	TEAM	ADJ	CONF.	ADJ CONF.
Average RPI Loss: 73		RECORD	PCT. RANK	GAMES	SCHEDULE		OF SCHEDULE	RPI	RPI	RPI	RPI
DIV. I ONLY		46-11-0	.80702	4	12-3-0		128	32	19	.59768	15
DIV. I NON-CONF.		24-6-0	.8	17	9-3-0		36	4	9	.62169	7
TOTALS		RPI 1-25	RPI 26-50		W-L RECORDS		RPI 51-100		RPI 101-150		RPI 150+
46-11-0		9-6-0	5-3-0		OVERALL		12-1-0		21-2-0		7-2-0
23-4-0		2-1-0	2-0-0		HOME		6-1-0		11-1-0		5-1-0
18-6-0		4-3-0	2-2-0		AWAY		4-0-0		8-1-0		2-1-0
8-3-0		3-2-0	1-1-0		NEUTRAL		2-0-0		2-0-0		0-0-0
24-6-0		9-6-0	2-2-0		NON-CONFERENCE		10-0-0		8-1-0		3-0-0
17-1-0		2-1-0	2-0-0		HOME		4-0-0		6-0-0		3-0-0
10-5-0		4-3-0	0-0-		AWAY		4-0-0		2-1-0		0-0-0
5-3-0		3-2-0	0-1-0		NEUTRAL		2-0-0		0-0-0		0-0-0
22-5-0		0-0-0	3-1-0		CONFERENCE		2-1-0		13-1-0		4-2-0
9-3-0		0-0-0	0-0-0		HOME		2-1-0		5-1-0		2-1-0
10-2-0		0-0-0	2-1-0		AWAY		0-0-0		6-0-0		2-1-0
3-0-0		0-0-0	1-0-0		NEUTRAL		0-0-0		2-0-0		0-0-0
RPI S	Opponent	Score	RPI S	Opponent	Score	RPI S	Opponent	Score	RPI S	Opponent	Score
5 A	Texas	4 1	30 N	Rice	4 5	51 A	Texas St.	10 5	110 A	BYU	14 8
5 A	Texas	1 14	35 A	Baylor	4 14	51 H	Texas St.	4 0	110 A	BYU	6 5
5 A	Texas	3 1	35 H	Baylor	5 4	60 H	Texas Tech	9 1	110 A	BYU	12 1
6 N	UCLA	6 2	35 H	Baylor	9 0	60 H	Texas Tech	8 7	110 H	BYU	13 6
6 N	UCLA	3 10	46 A	New Mexico	26 4	60 H	Texas Tech	8 5	110 H	BYU	4 5
6 N	UCLA	3 6	46 A	New Mexico	2 3	60 N	Texas Tech	11 2	110 H	BYU	11 3
11 A	Cal St. Fullerton	5 2	46 A	New Mexico	3 2	74 N	Missouri	4 3	115 H	Lamar	16 3
11 A	Cal St. Fullerton	8 1	46 N	New Mexico	2 0	83 A	Houston	6 1	123 A	Oral Roberts	6 4
11 A	Cal St. Fullerton	4 6				83 A	Houston	12 2	125 H	Cal St. Bakersfield	13 1
14 N	Florida St.	8 1				83 A	Houston	15 1	125 H	Cal St. Bakersfield	12 0
14 N	Florida St.	11 7				100 H	San Diego St.	1 3	125 H	Cal St. Bakersfield	7 0
18 A	Oklahoma	3 8				100 H	San Diego St.	11 5	126 A	Texas-Arlington	15 2
18 H	Oklahoma	2 4				100 H	San Diego St.	4 1	126 H	Texas-Arlington	10 3
20 H	Texas A&M	6 1							134 A	Dallas Baptist	7 8
24 H	Arizona	11 5							138 A	Utah	8 2
			LAST 15 GAMES			5 A	Texas	3 1	138 A	Utah	11 6
			6 N	UCLA	3 10	35 H	Baylor	9 0	138 A	Utah	11 4
			6 N	UCLA	6 2	24 H	Arizona	11 5	138 N	Utah	13 2
			14 N	Florida St.	11 7				142 H	UTSA	17 12
			6 N	UCLA	3 6				150 H	UNLV	15 5
			14 N	Florida St.	8 1				150 H	UNLV	9 8
									150 H	UNLV	7 1
									150 N	UNLV	5 2
									199 H	Sam Houston St.	12 7
									199 H	Sam Houston St.	4 0
									199 H	Sam Houston St.	15 2
									249 A	Air Force	20 6

Non-Div. I Games:

TCU

TCU

5	A	Texas	4	1
5	A	Texas	1	14

Through Games Of Sunday, May 30, 2010

RPI	S	Opponent	Score	
249	A	Air Force	19	17
249	A	Air Force	11	14
249	H	Air Force	2	4
249	H	Air Force	8	2
249	H	Air Force	5	3

TCU

T  
C  
U

T  
C  
U

Average RPI Win: 224		WON-LOST	WINNING	LAST 15	STRENGTH OF		OPP. STRENGTH	TEAM	ADJ		CONF.	ADJ CONF.	
Average RPI Loss: 171		RECORD	PCT. RANK	GAMES	SCHEDULE		OF SCHEDULE	RPI	RPI		RPI	RPI	
DIV. I ONLY		14-37-0	.27451	278	7-8-0		203	248	267	.42269	265	24	24
DIV. I NON-CONF.		3-19-0	.13636	289	1-2-0		135	211	276	.41035	272	23	23
TOTALS		RPI 1-25	RPI 26-50		W-L RECORDS		RPI 51-100		RPI 101-150		RPI 150+		
14-37-0	0-0-0	0-3-0		OVERALL		1-7-0		1-6-0		12-21-0			
8-12-0	0-0-0	0-0-0		HOME		0-1-0		0-2-0		8-9-0			
6-25-0	0-0-0	0-3-0		AWAY		1-6-0		1-4-0		4-12-0			
0-0-0	0-0-0	0-0-0		NEUTRAL		0-0-0		0-0-0		0-0-0			
3-19-0	0-0-0	0-3-0		NON-CONFERENCE		0-5-0		1-6-0		2-5-0			
2-5-0	0-0-0	0-0-0		HOME		0-1-0		0-2-0		2-2-0			
1-14-0	0-0-0	0-0-		AWAY		0-4-0		1-4-0		0-3-0			
0-0-0	0-0-0	0-0-0		NEUTRAL		0-0-0		0-0-0		0-0-0			
11-18-0	0-0-0	0-0-0		CONFERENCE		1-2-0		0-0-0		10-16-0			
6-7-0	0-0-0	0-0-0		HOME		0-0-0		0-0-0		6-7-0			
5-11-0	0-0-0	0-0-0		AWAY		1-2-0		0-0-0		4-9-0			
0-0-0	0-0-0	0-0-0		NEUTRAL		0-0-0		0-0-0		0-0-0			
RPI	S	Opponent	Score	RPI	S	Opponent	Score	RPI	S	Opponent	Score		
44	A	Fla. Gulf Coast	0 10	52	A	Rutgers	5 10	133	H	Marist	8 21		
44	A	Fla. Gulf Coast	6 15	57	H	Pittsburgh	1 7	143	A	Villanova	6 4		
44	A	Fla. Gulf Coast	1 14	81	A	Duke	2 8	143	H	Villanova	10 17		
				81	A	Duke	0 3	150	A	UNLV	8 10		
				81	A	Duke	0 7	150	A	UNLV	9 10		
				82	A	Charlotte	8 4	150	A	UNLV	10 12		
				82	A	Charlotte	0 23	150	A	UNLV	6 22		
				82	A	Charlotte	7 8	173	H	Rhode Island	5 7		
								173	H	Rhode Island	8 4		
								173	H	Rhode Island	1 4		
								193	A	Delaware	0 13		
								193	H	Delaware	6 9		
								206	A	St. Louis	4 13		
								206	A	St. Louis	1 6		
								206	A	St. Louis	4 5		
								209	H	Richmond	6 5		
								209	H	Richmond	7 12		
								209	H	Richmond	11 10		
								219	H	Lehigh	12 13		
								227	A	Penn	6 12		
								237	H	George Washington	17 6		
								237	H	George Washington	5 14		
								237	H	George Washington	7 6		
								241	A	Monmouth	1 3		
								242	H	Dayton	2 5		
								242	H	Dayton	11 25		
								242	H	Dayton	3 13		
LAST 15 GAMES				263	A	St. Bonaventure	12 17	237	H	George Washington	7 6		
				263	A	St. Bonaventure	6 3	237	H	George Washington	5 14		
				263	A	St. Bonaventure	6 5	237	H	George Washington	17 6		
				266	A	Duquesne	8 3						
				266	A	Duquesne	3 6						

Non-Div. I Games:

Temple



266	A	Duquesne	6	8
143	A	Villanova	6	4

RPI	S	Opponent	Score	
248	H	Niagara	12	9
251	H	St. Joseph's	3	2
262	A	La Salle	7	8
262	A	La Salle	10	11
262	A	La Salle	5	12
262	A	La Salle	6	5
263	A	St. Bonaventure	6	5
263	A	St. Bonaventure	6	3
263	A	St. Bonaventure	12	17
266	A	Duquesne	8	3
266	A	Duquesne	6	8
266	A	Duquesne	3	6
293	H	Delaware St.	14	6

Average RPI Win:		109	WON-LOST RECORD		WINNING PCT. RANK		LAST 15 GAMES		STRENGTH OF SCHEDULE		OPP. STRENGTH OF SCHEDULE		TEAM RPI		ADJ RPI		CONF. RPI		ADJ CONF. RPI				
DIV. I ONLY			30-26-0		.53571 124		9-6-0		34		16		50		.5588 47		2		1				
DIV. I NON-CONF.			18-8-0		.69231 51		3-0-0		110		84		39		.56565 39		1		1				
TOTALS		RPI 1-25		RPI 26-50		W-L RECORDS		RPI 51-100		RPI 101-150		RPI 150+											
30-26-0		6-16-0		4-3-0		OVERALL		4-3-0		4-1-0		12-3-0											
20-15-0		4-9-0		2-1-0		HOME		1-1-0		1-1-0		12-3-0											
10-11-0		2-7-0		2-2-0		AWAY		3-2-0		3-0-0		0-0-0											
0-0-0		0-0-0		0-0-0		NEUTRAL		0-0-0		0-0-0		0-0-0											
18-8-0		2-2-0		0-1-0		NON-CONFERENCE		3-1-0		1-1-0		12-3-0											
15-5-0		1-0-0		0-0-0		HOME		1-1-0		1-1-0		12-3-0											
3-3-0		1-2-0		0-0-		AWAY		2-0-0		0-0-0		0-0-0											
0-0-0		0-0-0		0-0-0		NEUTRAL		0-0-0		0-0-0		0-0-0											
12-18-0		4-14-0		4-2-0		CONFERENCE		1-2-0		3-0-0		0-0-0											
5-10-0		3-9-0		2-1-0		HOME		0-0-0		0-0-0		0-0-0											
7-8-0		1-5-0		2-1-0		AWAY		1-2-0		3-0-0		0-0-0											
0-0-0		0-0-0		0-0-0		NEUTRAL		0-0-0		0-0-0		0-0-0											
RPI	S	Opponent		Score		RPI	S	Opponent		Score		RPI	S	Opponent		Score		RPI	S	Opponent		Score	
4	H	Florida		1	9	27	A	Mississippi		10	6	55	A	Western Caro.		18	8	101	H	Ohio St.		0	2
4	H	Florida		12	4	27	A	Mississippi		5	2	55	H	Western Caro.		9	14	112	H	Marshall		13	8
4	H	Florida		2	4	27	A	Mississippi		3	7	67	A	Middle Tenn.		8	6	119	A	Georgia		14	11
12	H	Alabama		2	4	33	H	Kentucky		3	1	67	H	Middle Tenn.		12	7	119	A	Georgia		25	5
12	H	Alabama		7	9	33	H	Kentucky		8	6	73	A	Mississippi St.		6	14	119	A	Georgia		4	1
12	H	Alabama		3	11	33	H	Kentucky		8	12	73	A	Mississippi St.		15	13	152	H	Kennesaw St.		2	4
13	H	Vanderbilt		1	10	40	A	Western Ky.		4	5	73	A	Mississippi St.		7	11	152	H	Kennesaw St.		3	2
13	H	Vanderbilt		4	3													171	H	Belmont		13	5
13	H	Vanderbilt		4	2													172	H	Eastern Ky.		7	8
16	A	Auburn		2	9													174	H	Tennessee Tech		9	3
16	A	Auburn		0	18													177	H	Xavier		17	1
16	A	Auburn		9	3													177	H	Xavier		7	6
17	A	South Carolina		0	4													177	H	Xavier		16	6
17	A	South Carolina		2	4													185	H	Binghamton		19	2
17	A	South Carolina		7	10													185	H	Binghamton		4	7
22	H	LSU		6	8													198	H	Lipscomb		16	7
22	H	LSU		6	10													200	H	Morehead St.		13	2
22	H	LSU		2	6													222	H	UNC Asheville		12	3
23	H	Connecticut		3	2													230	H	S.C. Upstate		9	1
25	A	Oregon St.		0	1													256	H	Presbyterian		25	6
25	A	Oregon St.		9	2																		
25	A	Oregon St.		1	17																		
LAST 15 GAMES																							
12	H	Alabama		7	9	67	H	Middle Tenn.		12	7												
12	H	Alabama		2	4	119	A	Georgia		14	11												
12	H	Alabama		3	11	119	A	Georgia		25	5												
222	H	UNC Asheville		12	3																		
16	A	Auburn		2	9																		

Non-Div. I Games:

Tennessee

16 A Auburn	0	18
16 A Auburn	9	3

T  
e  
n  
n  
e  
s  
s  
e  
e

T  
e  
n  
n  
e  
s  
s  
e  
e

Average RPI Win:	180	WON-LOST RECORD	WINNING PCT. RANK	LAST 15 GAMES	STRENGTH OF SCHEDULE	OPP. STRENGTH OF SCHEDULE	TEAM RPI	ADJ RPI	CONF. RPI	ADJ CONF. RPI					
Average RPI Loss:	142														
DIV. I ONLY		31-25-0	.55357	107	11-4-0	229	162	165	.48758	174	19	19			
DIV. I NON-CONF.		15-17-0	.46875	163	1-1-0	254	116	212	.45727	217	19	19			
<hr/>															
TOTALS	RPI 1-25	RPI 26-50		W-L RECORDS		RPI 51-100		RPI 101-150		RPI 150+					
31-25-0	0-1-0	0-1-0		OVERALL		4-9-0		4-4-0		23-10-0					
21-8-0	0-0-0	0-0-0		HOME		1-1-0		4-0-0		16-7-0					
8-15-0	0-1-0	0-1-0		AWAY		3-6-0		0-4-0		5-3-0					
2-2-0	0-0-0	0-0-0		NEUTRAL		0-2-0		0-0-0		2-0-0					
15-17-0	0-1-0	0-1-0		NON-CONFERENCE		4-4-0		1-4-0		10-7-0					
10-8-0	0-0-0	0-0-0		HOME		1-1-0		1-0-0		8-7-0					
5-9-0	0-1-0	0-0-		AWAY		3-3-0		0-4-0		2-0-0					
0-0-0	0-0-0	0-0-0		NEUTRAL		0-0-0		0-0-0		0-0-0					
16-8-0	0-0-0	0-0-0		CONFERENCE		0-5-0		3-0-0		13-3-0					
11-0-0	0-0-0	0-0-0		HOME		0-0-0		3-0-0		8-0-0					
3-6-0	0-0-0	0-0-0		AWAY		0-3-0		0-0-0		3-3-0					
2-2-0	0-0-0	0-0-0		NEUTRAL		0-2-0		0-0-0		2-0-0					
RPI	S	Opponent	Score	RPI	S	Opponent	Score	RPI	S	Opponent	Score				
13	A	Vanderbilt	1 10	47	A	Tennessee	3 9	55	H	Western Caro.	11 2	104	A	Memphis	9 13
								66	A	Ga. Southern	12 9	104	A	Memphis	1 6
								66	A	Ga. Southern	5 2	104	A	Memphis	12 17
								66	A	Ga. Southern	9 16	129	H	Austin Peay	15 3
								67	A	Middle Tenn.	5 11	129	H	Austin Peay	10 2
								67	H	Middle Tenn.	9 13	129	H	Austin Peay	6 1
								72	A	South Ala.	4 6	137	A	East Tenn. St.	7 8
								72	A	South Ala.	14 13	137	H	East Tenn. St.	6 5
								86	A	Jacksonville St.	7 8	163	H	Murray St.	8 3
								86	A	Jacksonville St.	1 7	163	H	Murray St.	11 1
								86	A	Jacksonville St.	2 10	163	H	Murray St.	15 8
								86	N	Jacksonville St.	7 9	163	N	Murray St.	15 6
								86	N	Jacksonville St.	8 10	171	A	Belmont	15 5
												171	H	Belmont	15 3
												172	N	Eastern Ky.	7 4
												175	A	Southeast Mo. St.	9 11
												175	A	Southeast Mo. St.	12 8
												175	A	Southeast Mo. St.	3 4
												198	A	Lipscomb	15 14
												198	H	Lipscomb	12 8
												200	H	Morehead St.	5 3
												200	H	Morehead St.	12 4
												225	H	Buffalo	3 9
												225	H	Buffalo	13 7
												225	H	Buffalo	12 6
												225	H	Buffalo	9 0
												229	H	Eastern Ill.	6 5
				LAST 15 GAMES											
				86	N	Jacksonville St.	8 10	55	H	Western Caro.	11 2	225	H	Buffalo	9 0
				163	N	Murray St.	15 6	235	A	UT Martin	9 12	225	H	Buffalo	13 7
				86	N	Jacksonville St.	7 9	235	A	UT Martin	6 2	225	H	Buffalo	12 6
				172	N	Eastern Ky.	7 4					225	H	Buffalo	9 0
				163	H	Murray St.	11 1					229	H	Eastern Ill.	6 5

Non-Div. I Games:

Tennessee Tech

163	H	Murray St.	8	3
163	H	Murray St.	15	8

RPI	S	Opponent	Score	
229	H	Eastern Ill.	3	0
229	H	Eastern Ill.	4	0
233	H	Bradley	10	12
233	H	Bradley	1	6
233	H	Bradley	6	8
235	A	UT Martin	9	7
235	A	UT Martin	9	12
235	A	UT Martin	6	2
267	H	SIU Edwardsville	4	12
267	H	SIU Edwardsville	5	0
267	H	SIU Edwardsville	8	11
288	H	Cleveland St.	2	7
288	H	Cleveland St.	10	8
288	H	Cleveland St.	21	3

Tennessee Tech

T  
e  
n  
n  
e  
s  
s  
e  
e  
T  
e  
c  
h

T  
e  
n  
n  
e  
s  
s  
e  
e  
T  
e  
c  
h

Average RPI Win:	235	WON-LOST RECORD	WINNING PCT. RANK	LAST 15 GAMES	STRENGTH OF SCHEDULE	OPP. STRENGTH OF SCHEDULE	TEAM RPI	ADJ RPI	CONF. RPI	ADJ CONF. RPI		
DIV. I ONLY		20-33-0	.37736	235	8-7-0	268	269	269	.4203	268	30	30
DIV. I NON-CONF.		9-12-0	.42857	190	0-0-0	188	173	197	.47138	197	30	30
<hr/>												
TOTALS	RPI 1-25	RPI 26-50		W-L RECORDS		RPI 51-100		RPI 101-150		RPI 150+		
20-33-0	0-1-0	0-0-0		OVERALL		0-3-0		3-2-0		17-27-0		
13-17-0	0-0-0	0-0-0		HOME		0-1-0		2-1-0		11-15-0		
7-16-0	0-1-0	0-0-0		AWAY		0-2-0		1-1-0		6-12-0		
0-0-0	0-0-0	0-0-0		NEUTRAL		0-0-0		0-0-0		0-0-0		
9-12-0	0-1-0	0-0-0		NON-CONFERENCE		0-3-0		3-2-0		6-6-0		
7-4-0	0-0-0	0-0-0		HOME		0-1-0		2-1-0		5-2-0		
2-8-0	0-1-0	0-0-		AWAY		0-2-0		1-1-0		1-4-0		
0-0-0	0-0-0	0-0-0		NEUTRAL		0-0-0		0-0-0		0-0-0		
11-21-0	0-0-0	0-0-0		CONFERENCE		0-0-0		0-0-0		11-21-0		
6-13-0	0-0-0	0-0-0		HOME		0-0-0		0-0-0		6-13-0		
5-8-0	0-0-0	0-0-0		AWAY		0-0-0		0-0-0		5-8-0		
0-0-0	0-0-0	0-0-0		NEUTRAL		0-0-0		0-0-0		0-0-0		
RPI	S	Opponent	Score	RPI	S	Opponent	Score	RPI	S	Opponent	Score	
5	A	Texas	2 3					91	A	Stephen F. Austin	4 10	
								91	A	Stephen F. Austin	1 3	
								91	H	Stephen F. Austin	9 10	

Non-Div. I Games: Texas-Brownsville 23 17 Texas-Brownsville 13 9

Tex.-Pan American

257 H NYIT	3	5
257 H NYIT	9	15

RPI	S	Opponent	Score	
243	H	Houston Baptist	12	16
243	H	Houston Baptist	7	4
243	H	Houston Baptist	6	7
257	H	NYIT	3	5
257	H	NYIT	9	0
257	H	NYIT	14	2
257	H	NYIT	6	4
257	H	NYIT	9	15
269	H	North Dakota	3	6
269	H	North Dakota	8	9
269	H	North Dakota	2	6
269	H	North Dakota	2	1
289	A	NJIT	9	10
289	A	NJIT	8	7
289	A	NJIT	10	0
289	H	NJIT	14	1
295	H	Prairie View	9	2
295	H	Prairie View	5	1
298	A	Chicago St.	3	4
298	A	Chicago St.	8	1
298	A	Chicago St.	15	9
298	A	Chicago St.	9	6

Average RPI Win: 79		WON-LOST	WINNING	LAST 15	STRENGTH OF		OPP. STRENGTH	TEAM	ADJ	CONF.	ADJ CONF.
Average RPI Loss: 52		RECORD	PCT. RANK	GAMES	SCHEDULE		OF SCHEDULE	RPI	RPI	RPI	RPI
DIV. I ONLY		46-11-0	.80702	4	29		22	5	.62251	5	4
DIV. I NON-CONF.		21-5-0	.80769	14	69		34	15	.60139	16	4
TOTALS		RPI 1-25	RPI 26-50		W-L RECORDS		RPI 51-100		RPI 101-150		RPI 150+
46-11-0		7-3-0	13-4-0		OVERALL		16-5-0		8-1-0		6-0-0
31-4-0		2-2-0	9-2-0		HOME		10-1-0		8-1-0		6-0-0
13-3-0		5-0-0	3-2-0		AWAY		5-1-0		0-0-0		0-0-0
2-4-0		0-1-0	1-0-0		NEUTRAL		1-3-0		0-0-0		0-0-0
21-5-0		1-2-0	8-3-0		NON-CONFERENCE		2-1-0		8-1-0		6-0-0
24-5-0		1-2-0	7-2-0		HOME		2-0-0		8-1-0		6-0-0
0-1-0		0-0-0	0-0-		AWAY		0-0-0		0-0-0		0-0-0
1-1-0		0-0-0	1-0-0		NEUTRAL		0-1-0		0-0-0		0-0-0
25-6-0		6-1-0	5-1-0		CONFERENCE		14-4-0		0-0-0		0-0-0
11-1-0		1-0-0	2-0-0		HOME		8-1-0		0-0-0		0-0-0
13-2-0		5-0-0	3-1-0		AWAY		5-1-0		0-0-0		0-0-0
1-3-0		0-1-0	0-0-0		NEUTRAL		1-2-0		0-0-0		0-0-0
RPI S	Opponent	Score		RPI S	Opponent	Score		RPI S	Opponent	Score	
15 H	TCU	1	3	30 A	Rice	6	10	51 H	Texas St.	6	5
15 H	TCU	14	1	30 H	Rice	4	1	51 H	Texas St.	4	3
15 H	TCU	1	4	30 H	Rice	5	1	59 H	Kansas	10	4
18 A	Oklahoma	2	0	30 N	Rice	2	1	59 H	Kansas	3	1
18 A	Oklahoma	9	3	35 A	Baylor	4	2	59 H	Kansas	3	2
18 A	Oklahoma	5	0	35 H	Baylor	4	1	60 A	Texas Tech	17	5
20 A	Texas A&M	8	0	35 H	Baylor	2	1	60 A	Texas Tech	5	12
20 A	Texas A&M	14	0	36 H	Stanford	6	3	60 A	Texas Tech	8	3
20 H	Texas A&M	4	3	36 H	Stanford	8	2	60 N	Texas Tech	2	4
20 N	Texas A&M	3	9	36 H	Stanford	6	0	64 H	Nebraska	3	5
				39 A	Kansas St.	17	2	64 H	Nebraska	6	5
				39 A	Kansas St.	1	2	64 H	Nebraska	13	3
				39 A	Kansas St.	6	5	74 A	Missouri	5	2
				43 H	La.-Lafayette	4	2	74 A	Missouri	20	11
				46 H	New Mexico	5	6	74 A	Missouri	6	4
				46 H	New Mexico	6	2	74 N	Missouri	8	5
				46 H	New Mexico	1	3	74 N	Missouri	3	7
								83 N	Houston	0	1
								97 H	Oklahoma St.	14	1
								97 H	Oklahoma St.	5	0
LAST 15 GAMES											
15 H	TCU	1	4								
15 H	TCU	14	1								
15 H	TCU	1	3								
30 H	Rice	4	1								
43 H	La.-Lafayette	4	2								

Non-Div. I Games:

Texas



139	H	Rider	11	0
20	N	Texas A&M	3	9

RPI	S	Opponent	Score	
97	H	Oklahoma St.	9	3

60	N	Texas Tech	2	4
74	N	Missouri	3	7
74	A	Missouri	20	11

Average RPI Win:		92	WON-LOST RECORD		WINNING PCT. RANK	LAST 15 GAMES	STRENGTH OF SCHEDULE		OPP. STRENGTH OF SCHEDULE	TEAM RPI	ADJ RPI	CONF. RPI	ADJ CONF. RPI
Average RPI Loss:		41	40-19-1		.675 28	12-3-0	32		20	20	.58907 20	4	4
DIV. I ONLY			21-7-0		.75 34	4-2-0	102		30	26	.58085 27	4	4
DIV. I NON-CONF.													
TOTALS		RPI 1-25	RPI 26-50		W-L RECORDS		RPI 51-100		RPI 101-150		RPI 150+		
40-19-1		3-8-0	9-5-0		OVERALL		17-7-1		6-1-0		8-0-0		
26-11-0		1-4-0	6-2-0		HOME		7-4-0		5-1-0		7-0-0		
9-7-1		1-4-0	1-2-0		AWAY		7-3-1		0-0-0		1-0-0		
7-1-0		1-0-0	2-1-0		NEUTRAL		3-0-0		1-0-0		0-0-0		
21-7-0		1-3-0	4-2-0		NON-CONFERENCE		5-3-0		6-1-0		8-0-0		
18-4-0		0-0-0	3-1-0		HOME		3-2-0		5-1-0		7-0-0		
3-4-0		1-3-0	0-0-		AWAY		1-1-0		0-0-0		1-0-0		
3-1-0		0-0-0	1-1-0		NEUTRAL		1-0-0		1-0-0		0-0-0		
19-12-1		2-5-0	5-3-0		CONFERENCE		12-4-1		0-0-0		0-0-0		
8-7-0		1-4-0	3-1-0		HOME		4-2-0		0-0-0		0-0-0		
7-5-1		0-1-0	1-2-0		AWAY		6-2-1		0-0-0		0-0-0		
4-0-0		1-0-0	1-0-0		NEUTRAL		2-0-0		0-0-0		0-0-0		
RPI S	Opponent	Score	RPI S	Opponent	Score	RPI S	Opponent	Score	RPI S	Opponent	Score		
5 A	Texas	3 4	28 H	Washington St.	6 5	51 A	Texas St.	5 6	110 H	BYU	5 3		
5 H	Texas	0 14	28 H	Washington St.	4 3	51 N	Texas St.	6 2	126 H	Texas-Arlington	11 7		
5 H	Texas	0 8	28 H	Washington St.	5 7	59 A	Kansas	8 8	134 H	Dallas Baptist	10 6		
5 N	Texas	9 3	30 H	Rice	7 1	59 A	Kansas	6 4	134 H	Dallas Baptist	6 8		
8 A	Miami (FL)	11 7	35 A	Baylor	4 2	59 A	Kansas	5 9	134 H	Dallas Baptist	4 2		
8 A	Miami (FL)	1 14	35 A	Baylor	1 13	60 H	Texas Tech	6 3	142 H	UTSA	14 5		
8 A	Miami (FL)	3 10	35 A	Baylor	1 2	60 H	Texas Tech	5 4	145 N	Dartmouth	4 3		
15 A	TCU	1 6	35 H	Baylor	4 3	60 H	Texas Tech	7 13	164 H	Penn St.	7 0		
18 H	Oklahoma	2 10	35 N	Baylor	5 3	60 N	Texas Tech	9 2	164 H	Penn St.	17 3		
18 H	Oklahoma	6 2	39 H	Kansas St.	7 8	63 H	Northwestern St.	2 4	167 H	Seton Hall	6 3		
18 H	Oklahoma	5 6	39 H	Kansas St.	10 2	64 A	Nebraska	6 1	167 H	Seton Hall	11 2		
			39 H	Kansas St.	3 2	64 A	Nebraska	10 5	167 H	Seton Hall	13 6		
			40 N	Western Ky.	1 5	64 A	Nebraska	0 1	194 H	Centenary (LA)	15 3		
			50 N	FIU	17 3	74 H	Missouri	4 13	199 A	Sam Houston St.	3 1		
						74 H	Missouri	3 1	295 H	Prairie View	7 5		
						74 H	Missouri	5 4					
						74 N	Missouri	7 2					
						83 A	Houston	12 3					
						91 H	Stephen F. Austin	6 7					
						97 A	Oklahoma St.	7 0					
LAST 15 GAMES													
			8 A	Miami (FL)	3 10								
			145 N	Dartmouth	4 3								
			8 A	Miami (FL)	11 7								
			8 A	Miami (FL)	1 14								
			50 N	FIU	17 3								

Non-Div. I Games:

Texas A&amp;M

RPI	S	Opponent	Score
35	N	Baylor	5 3
5	N	Texas	9 3
97	A	Oklahoma St.	6 1
97	A	Oklahoma St.	5 3
98	H	Winthrop	12 4
98	H	Winthrop	7 0
98	H	Winthrop	2 1
74	N	Missouri	7 2
60	N	Texas Tech	9 2
39	H	Kansas St.	3 2

Average RPI Win: 266		WON-LOST	WINNING	LAST 15	STRENGTH OF		OPP. STRENGTH	TEAM	ADJ	CONF.	ADJ CONF.							
Average RPI Loss: 175		RECORD	PCT. RANK	GAMES	SCHEDULE		OF SCHEDULE	RPI	RPI	RPI	RPI							
DIV. I ONLY		23-23-0	.5	148	254		288	235	.43591	254	32	32						
DIV. I NON-CONF.		1-14-0	.06667	293	27		132	265	.40532	275	32	32						
<hr/>																		
TOTALS		RPI 1-25		RPI 26-50		W-L RECORDS		RPI 51-100		RPI 101-150		RPI 150+						
23-23-0		0-1-0		0-1-0		OVERALL		1-2-0		0-7-0		22-12-0						
7-8-0		0-0-0		0-0-0		HOME		0-0-0		0-1-0		7-7-0						
13-10-0		0-1-0		0-1-0		AWAY		1-2-0		0-3-0		12-3-0						
3-5-0		0-0-0		0-0-0		NEUTRAL		0-0-0		0-3-0		3-2-0						
1-14-0		0-1-0		0-1-0		NON-CONFERENCE		1-2-0		0-7-0		0-3-0						
0-3-0		0-0-0		0-0-0		HOME		0-0-0		0-1-0		0-2-0						
1-8-0		0-1-0		0-0-		AWAY		1-2-0		0-3-0		0-1-0						
0-3-0		0-0-0		0-0-0		NEUTRAL		0-0-0		0-3-0		0-0-0						
22-9-0		0-0-0		0-0-0		CONFERENCE		0-0-0		0-0-0		22-9-0						
7-5-0		0-0-0		0-0-0		HOME		0-0-0		0-0-0		7-5-0						
12-2-0		0-0-0		0-0-0		AWAY		0-0-0		0-0-0		12-2-0						
3-2-0		0-0-0		0-0-0		NEUTRAL		0-0-0		0-0-0		3-2-0						
RPI	S	Opponent		Score		RPI	S	Opponent		Score		RPI	S	Opponent		Score		
18	A	Oklahoma		1	13	30	A	Rice		9	16	53	A	Southeastern La.		8	14	
												53	A	Southeastern La.		6	1	
												53	A	Southeastern La.		1	4	
												115	A	Lamar		9	15	
												115	A	Lamar		3	8	
												120	A	McNeese St.		2	12	
												120	H	McNeese St.		3	15	
												124	N	Indiana St.		4	8	
												124	N	Indiana St.		6	17	
												124	N	Indiana St.		6	15	
												199	A	Sam Houston St.		8	14	
												199	H	Sam Houston St.		0	10	
												203	H	A&M-Corpus Christi		3	20	
												231	A	Southern U.		3	9	
												231	A	Southern U.		8	2	
												231	A	Southern U.		6	4	
												231	H	Southern U.		10	5	
												231	H	Southern U.		2	3	
												231	H	Southern U.		10	9	
												260	A	Jackson St.		2	7	
												260	A	Jackson St.		11	6	
												272	A	Grambling		13	3	
												272	A	Grambling		6	5	
												272	A	Grambling		11	8	
												272	H	Grambling		9	12	
												272	H	Grambling		5	4	
												272	H	Grambling		7	19	
												272	N	Grambling		2	7	
												287	N	Mississippi Val.		9	8	
												287	N	Mississippi Val.		8	6	
<hr/>																		
Non-Div. I Games:		Huston-Tillotson		15	13	Huston-Tillotson		12	17	Wiley		4	12	Jarvis Christian			16	8
		Jarvis Christian		14	8	Texas Col.		8	6	Wiley		6	4	Huston-Tillotson			20	5
<hr/>																		
Texas Southern																		

Non-Div. I Games:

Texas Col.

5	9	Huston-Tillotson	12	11
295	A	Prairie View	12	5
295	A	Prairie View	12	4

RPI	S	Opponent	Score	
290	A	Ark.-Pine Bluff	12	11
290	A	Ark.-Pine Bluff	7	6
290	A	Ark.-Pine Bluff	9	5
290	H	Ark.-Pine Bluff	14	1
290	H	Ark.-Pine Bluff	5	4
290	H	Ark.-Pine Bluff	7	8
295	A	Prairie View	14	2
295	A	Prairie View	12	4
295	A	Prairie View	12	5
295	H	Prairie View	10	5
295	H	Prairie View	5	7
295	H	Prairie View	2	0
299	N	Alabama St.	3	2
299	N	Alabama St.	4	7

Texas Southern

T  
e  
x  
a  
s  
S  
o  
u  
t  
h  
e  
r  
n

T  
e  
x  
a  
s  
S  
o  
u  
t  
h  
e  
r  
n

Average RPI Win: 134		WON-LOST RECORD		WINNING PCT. RANK		LAST 15 GAMES		STRENGTH OF SCHEDULE		OPP. STRENGTH OF SCHEDULE		TEAM RPI		ADJ RPI		CONF. RPI		ADJ CONF. RPI	
DIV. I ONLY		38-22-0		.63333 47		9-6-0		74		65		46		.55777 51		12		12	
DIV. I NON-CONF.		11-10-0		.52381 132		1-1-0		13		8		47		.55692 50		12		12	
TOTALS		RPI 1-25		RPI 26-50		W-L RECORDS		RPI 51-100		RPI 101-150		RPI 150+							
38-22-0		1-5-0		1-5-0		OVERALL		10-4-0		12-3-0		14-5-0							
21-5-0		1-1-0		1-1-0		HOME		2-1-0		7-1-0		10-1-0							
13-13-0		0-3-0		0-3-0		AWAY		7-3-0		3-1-0		3-3-0							
4-4-0		0-1-0		0-1-0		NEUTRAL		1-0-0		2-1-0		1-1-0							
11-10-0		1-5-0		1-5-0		NON-CONFERENCE		4-0-0		0-0-0		5-0-0							
7-2-0		1-1-0		1-1-0		HOME		0-0-0		0-0-0		5-0-0							
4-6-0		0-3-0		0-0-		AWAY		4-0-0		0-0-0		0-0-0							
0-2-0		0-1-0		0-1-0		NEUTRAL		0-0-0		0-0-0		0-0-0							
27-12-0		0-0-0		0-0-0		CONFERENCE		6-4-0		12-3-0		9-5-0							
14-3-0		0-0-0		0-0-0		HOME		2-1-0		7-1-0		5-1-0							
9-7-0		0-0-0		0-0-0		AWAY		3-3-0		3-1-0		3-3-0							
4-2-0		0-0-0		0-0-0		NEUTRAL		1-0-0		2-1-0		1-1-0							
RPI S	Opponent	Score		RPI S	Opponent	Score		RPI S	Opponent	Score		RPI S	Opponent	Score					
5 A	Texas	5	6	30 A	Rice	2	16	53 A	Southeastern La.	12	10	115 H	Lamar	5	2				
5 A	Texas	3	4	30 H	Rice	0	5	53 A	Southeastern La.	1	10	115 H	Lamar	12	1				
15 A	TCU	0	4	35 A	Baylor	2	3	53 A	Southeastern La.	6	9	115 H	Lamar	8	7				
15 H	TCU	5	10	35 A	Baylor	3	12	60 A	Texas Tech	13	7	115 N	Lamar	7	17				
20 H	Texas A&M	6	5	35 H	Baylor	9	3	63 H	Northwestern St.	7	3	120 A	McNeese St.	2	5				
20 N	Texas A&M	2	6	40 N	Western Ky.	3	4	63 H	Northwestern St.	5	3	120 A	McNeese St.	13	1				
								63 H	Northwestern St.	0	8	120 A	McNeese St.	6	3				
								83 A	Houston	6	3	126 H	Texas-Arlington	8	6				
								83 A	Houston	9	7	126 H	Texas-Arlington	0	6				
								83 A	Houston	6	0	126 H	Texas-Arlington	10	0				
								91 A	Stephen F. Austin	3	2	126 N	Texas-Arlington	15	10				
								91 A	Stephen F. Austin	4	2	126 N	Texas-Arlington	5	4				
								91 A	Stephen F. Austin	7	8	142 A	UTSA	11	10				
								91 N	Stephen F. Austin	8	2	142 H	UTSA	10	0				
												142 H	UTSA	6	5				
												151 A	Nicholls St.	2	6				
												151 A	Nicholls St.	3	7				
												151 A	Nicholls St.	5	0				
												151 N	Nicholls St.	2	13				
												151 N	Nicholls St.	9	5				
												164 H	Penn St.	5	4				
												164 H	Penn St.	20	6				
												164 H	Penn St.	15	6				
												199 A	Sam Houston St.	8	10				
												199 A	Sam Houston St.	9	8				
												199 A	Sam Houston St.	12	5				
												203 H	A&M-Corpus Christi	4	3				

Non-Div. I Games:

Texas St.

Texas St.

151 N Nicholls St.	2	13
126 H Texas-Arlington	8	6

Through Games Of Sunday, May 30, 2010

RPI	S	Opponent	Score	
203	H	A&M-Corpus Christi	8	10
203	H	A&M-Corpus Christi	13	8
214	H	Central Ark.	7	3
214	H	Central Ark.	14	2
214	H	Central Ark.	11	4
243	H	Houston Baptist	17	2
295	H	Prairie View	16	6

Texas St.

T  
e  
x  
a  
s  
S  
t  
.

T  
e  
x  
a  
s  
S  
t  
.

Average RPI Win:		99	WON-LOST RECORD		WINNING PCT. RANK	LAST 15 GAMES		STRENGTH OF SCHEDULE		OPP. STRENGTH OF SCHEDULE	TEAM RPI	ADJ RPI	CONF. RPI	ADJ CONF. RPI
Average RPI Loss:		51	28-29-0		.49123 161	6-9-0		14		43	58	.55013 60	4	4
DIV. I ONLY			14-13-0		.51852 136	0-1-0		41		110	86	.5315 89	4	4
DIV. I NON-CONF.														
TOTALS		RPI 1-25	RPI 26-50		W-L RECORDS		RPI 51-100		RPI 101-150		RPI 150+			
28-29-0		5-10-0	3-7-0		OVERALL		12-9-0		3-2-0		5-1-0			
20-11-0		3-3-0	3-5-0		HOME		8-2-0		1-0-0		5-1-0			
7-12-0		1-5-0	0-1-0		AWAY		4-5-0		2-1-0		0-0-0			
1-6-0		1-2-0	0-1-0		NEUTRAL		0-2-0		0-1-0		0-0-0			
14-13-0		0-4-0	0-4-0		NON-CONFERENCE		6-2-0		3-2-0		5-1-0			
12-4-0		0-0-0	0-2-0		HOME		6-1-0		1-0-0		5-1-0			
2-5-0		0-3-0	0-0-		AWAY		0-0-0		2-1-0		0-0-0			
0-4-0		0-1-0	0-1-0		NEUTRAL		0-1-0		0-1-0		0-0-0			
14-16-0		5-6-0	3-3-0		CONFERENCE		6-7-0		0-0-0		0-0-0			
8-7-0		3-3-0	3-3-0		HOME		2-1-0		0-0-0		0-0-0			
5-7-0		1-2-0	0-0-0		AWAY		4-5-0		0-0-0		0-0-0			
1-2-0		1-1-0	0-0-0		NEUTRAL		0-1-0		0-0-0		0-0-0			
RPI S	Opponent	Score	RPI S	Opponent	Score	RPI S	Opponent	Score	RPI S	Opponent	Score	RPI S	Opponent	Score
5 H	Texas	12 5	28 H	Washington St.	3 6	51 H	Texas St.	7 13	128 N	New Mexico St.	2 6			
5 H	Texas	3 8	28 H	Washington St.	7 10	59 A	Kansas	21 10	134 A	Dallas Baptist	13 11			
5 H	Texas	5 17	30 N	Rice	2 3	59 A	Kansas	11 8	134 H	Dallas Baptist	8 5			
5 N	Texas	4 2	35 H	Baylor	2 6	59 A	Kansas	2 10	150 A	UNLV	8 10			
15 A	TCU	5 8	35 H	Baylor	5 3	64 A	Nebraska	6 8	150 A	UNLV	11 9			
15 A	TCU	1 9	35 H	Baylor	5 12	64 A	Nebraska	7 8	190 H	Gonzaga	9 7			
15 A	TCU	7 8	39 H	Kansas St.	6 10	64 A	Nebraska	3 9	190 H	Gonzaga	9 13			
15 N	TCU	2 11	39 H	Kansas St.	8 5	70 H	Michigan	18 5	203 H	A&M-Corpus Christi	9 5			
18 H	Oklahoma	1 12	39 H	Kansas St.	13 4	70 H	Michigan	4 2	203 H	A&M-Corpus Christi	10 9			
18 H	Oklahoma	7 3	46 A	New Mexico	8 16	74 H	Missouri	8 12	301 H	Alabama A&M	18 4			
18 H	Oklahoma	8 3				74 H	Missouri	16 15	301 H	Alabama A&M	3 0			
20 A	Texas A&M	4 5				74 H	Missouri	5 4						
20 A	Texas A&M	3 6				74 N	Missouri	3 7						
20 A	Texas A&M	13 7				83 N	Houston	8 15						
20 N	Texas A&M	2 9				86 H	Jacksonville St.	8 3						
						86 H	Jacksonville St.	11 8						
						97 A	Oklahoma St.	5 4						
						97 A	Oklahoma St.	5 3						
						97 A	Oklahoma St.	3 13						
						99 H	Bethune-Cookman	14 12						
LAST 15 GAMES														
			74 N	Missouri	3 7									
			5 N	Texas	4 2									
			20 N	Texas A&M	2 9									
			64 A	Nebraska	7 8									
			64 A	Nebraska	6 8									

Non-Div. I Games:

Texas Tech



[illegible]

Average RPI Win: 144		WON-LOST	WINNING	LAST 15	STRENGTH OF		OPP. STRENGTH	TEAM	ADJ	CONF.	ADJ CONF.
Average RPI Loss: 91		RECORD	PCT. RANK	GAMES	SCHEDULE		OF SCHEDULE	RPI	RPI	RPI	RPI
DIV. I ONLY		27-31-0	.46552	180	6-9-0		82	83	123	.51198	126
DIV. I NON-CONF.		6-15-0	.28571	253	1-1-0		48	35	195	.47503	195
TOTALS		RPI 1-25	RPI 26-50		W-L RECORDS		RPI 51-100		RPI 101-150		RPI 150+
27-31-0		0-5-0	0-2-0		OVERALL		6-10-0		8-9-0		13-5-0
14-14-0		0-1-0	0-1-0		HOME		1-2-0		4-5-0		9-5-0
11-15-0		0-4-0	0-1-0		AWAY		4-6-0		4-4-0		3-0-0
2-2-0		0-0-0	0-0-0		NEUTRAL		1-2-0		0-0-0		1-0-0
6-15-0		0-5-0	0-2-0		NON-CONFERENCE		0-1-0		3-5-0		3-2-0
6-7-0		0-1-0	0-1-0		HOME		0-0-0		3-3-0		3-2-0
0-8-0		0-4-0	0-0-		AWAY		0-1-0		0-2-0		0-0-0
0-0-0		0-0-0	0-0-0		NEUTRAL		0-0-0		0-0-0		0-0-0
21-16-0		0-0-0	0-0-0		CONFERENCE		6-9-0		5-4-0		10-3-0
8-7-0		0-0-0	0-0-0		HOME		1-2-0		1-2-0		6-3-0
11-7-0		0-0-0	0-0-0		AWAY		4-5-0		4-2-0		3-0-0
2-2-0		0-0-0	0-0-0		NEUTRAL		1-2-0		0-0-0		1-0-0
RPI S	Opponent	Score	RPI S	Opponent	Score	RPI S	Opponent	Score	RPI S	Opponent	Score
5 A	Texas	2 21	35 A	Baylor	8 18	51 A	Texas St.	0 10	110 H	BYU	6 3
15 A	TCU	3 10	35 H	Baylor	4 5	51 A	Texas St.	6 0	110 H	BYU	17 2
15 H	TCU	2 15				51 A	Texas St.	6 8	110 H	BYU	10 11
18 A	Oklahoma	3 4				51 N	Texas St.	10 15	115 H	Lamar	11 8
20 A	Texas A&M	7 11				51 N	Texas St.	4 5	115 H	Lamar	5 22
						53 A	Southeastern La.	7 6	115 H	Lamar	1 8
						53 A	Southeastern La.	5 11	120 A	McNeese St.	13 3
						53 A	Southeastern La.	0 6	120 A	McNeese St.	4 9
						63 A	Northwestern St.	10 3	120 A	McNeese St.	9 3
						63 A	Northwestern St.	3 1	123 H	Oral Roberts	4 7
						63 A	Northwestern St.	5 11	134 A	Dallas Baptist	6 11
						91 H	Stephen F. Austin	9 14	134 A	Dallas Baptist	4 9
						91 H	Stephen F. Austin	1 0	134 H	Dallas Baptist	10 4
						91 H	Stephen F. Austin	6 11	134 H	Dallas Baptist	2 13
						91 N	Stephen F. Austin	10 4	142 A	UTSA	8 1
						97 A	Oklahoma St.	1 10	142 A	UTSA	7 0
									142 A	UTSA	2 8
									151 H	Nicholls St.	4 3
									151 H	Nicholls St.	1 3
									151 H	Nicholls St.	4 0
									151 N	Nicholls St.	5 4
									179 H	Creighton	5 11
									186 H	Missouri St.	4 5
									186 H	Missouri St.	9 6
									186 H	Missouri St.	1 0
									196 H	La.-Monroe	13 1
									199 H	Sam Houston St.	9 6

Non-Div. I Games: Okla. Christian 5 0 Okla. Christian 17 9

Texas-Arlington

51	A	Texas St.	6	0
51	A	Texas St.	0	10

RPI	S	Opponent	Score	
199	H	Sam Houston St.	7	12
199	H	Sam Houston St.	3	4
203	A	A&M-Corpus Christi	19	4
203	A	A&M-Corpus Christi	9	1
203	A	A&M-Corpus Christi	13	7
214	H	Central Ark.	4	3
214	H	Central Ark.	9	6
214	H	Central Ark.	8	3

Texas-Arlington

T  
e  
x  
a  
s  
-  
A  
r  
l  
i  
n  
g  
t  
o  
n

T  
e  
x  
a  
s  
-  
A  
r  
l  
i  
n  
g  
t  
o  
n

T  
o  
l  
e  
d  
o

Toledo						Through Games Of Sunday, May 30, 2010																							
Average RPI Win:		196	WON-LOST RECORD			WINNING PCT. RANK			LAST 15 GAMES			STRENGTH OF SCHEDULE			OPP. STRENGTH OF SCHEDULE			TEAM RPI			ADJ RPI			CONF. RPI			ADJ CONF. RPI		
DIV. I ONLY			33-22-0			.6		74	10-5-0			199			192			126			.50832		135	20			20		
DIV. I NON-CONF.			13-12-0			.52		134	0-0-0			195			203			166			.48972		169	20			20		
TOTALS		RPI 1-25		RPI 26-50		W-L RECORDS		RPI 51-100		RPI 101-150		RPI 150+																	
33-22-0		0-1-0		0-1-0		OVERALL		2-3-0		8-12-0		23-5-0																	
10-9-0		0-0-0		0-0-0		HOME		0-0-0		5-7-0		5-2-0																	
17-8-0		0-1-0		0-1-0		AWAY		1-2-0		2-2-0		14-2-0																	
6-5-0		0-0-0		0-0-0		NEUTRAL		1-1-0		1-3-0		4-1-0																	
13-12-0		0-1-0		0-1-0		NON-CONFERENCE		2-3-0		3-4-0		8-3-0																	
3-1-0		0-0-0		0-0-0		HOME		0-0-0		0-0-0		3-1-0																	
5-8-0		0-1-0		0-0-		AWAY		1-2-0		2-2-0		2-2-0																	
5-3-0		0-0-0		0-0-0		NEUTRAL		1-1-0		1-2-0		3-0-0																	
20-10-0		0-0-0		0-0-0		CONFERENCE		0-0-0		5-8-0		15-2-0																	
7-8-0		0-0-0		0-0-0		HOME		0-0-0		5-7-0		2-1-0																	
12-0-0		0-0-0		0-0-0		AWAY		0-0-0		0-0-0		12-0-0																	
1-2-0		0-0-0		0-0-0		NEUTRAL		0-0-0		0-1-0		1-1-0																	
RPI	S	Opponent		Score		RPI	S	Opponent		Score		RPI	S	Opponent		Score		RPI	S	Opponent		Score							
2	A	Coastal Caro.		4	14	26	A	Col. of Charleston		5	14	57	N	Pittsburgh		3	11	101	A	Ohio St.		3	4						
												57	N	Pittsburgh		11	7	104	N	Memphis		8	6						
												70	A	Michigan		4	8	107	H	Central Mich.		9	8						
												98	A	Winthrop		4	5	107	H	Central Mich.		6	10						
												98	A	Winthrop		5	4	107	H	Central Mich.		5	8						
																								116	H	Kent St.		4	1
																								116	H	Kent St.		2	1
																								116	H	Kent St.		1	2
																								116	N	Kent St.		3	4
																								117	H	Ball St.		8	7
																								117	H	Ball St.		8	7
																								117	H	Ball St.		7	8
																								122	H	Bowling Green		15	20
																								122	H	Bowling Green		2	4
																								122	H	Bowling Green		7	8
																								136	A	Cincinnati		15	2
																								136	A	Cincinnati		2	1
																								136	A	Cincinnati		4	5
																								144	N	Canisius		2	3
																								144	N	Canisius		9	10
																								153	N	Miami (OH)		7	1
																								176	H	Wright St.		9	8
																								187	A	Eastern Mich.		5	2
187	A	Eastern Mich.		7	3																								
187	A	Eastern Mich.		6	3																								
187	N	Eastern Mich.		6	7																								
191	A	Notre Dame		0	9																								

117 H Ball St.	8	7
187 A Eastern Mich.	7	3

RPI	S	Opponent	Score	
201	H	Northern Ill.	7	5
201	H	Northern Ill.	5	1
201	H	Northern Ill.	1	6
225	A	Buffalo	17	8
225	A	Buffalo	8	5
225	A	Buffalo	18	4
233	N	Bradley	13	6
242	A	Dayton	15	3
245	A	Akron	5	1
245	A	Akron	13	4
245	A	Akron	9	6
255	A	Oakland	3	5
255	H	Oakland	20	4
271	A	Western Mich.	8	6
271	A	Western Mich.	15	7
271	A	Western Mich.	11	4
274	H	IPFW	4	0
280	N	Albany (NY)	10	8
280	N	Albany (NY)	8	2
288	A	Cleveland St.	11	4
288	H	Cleveland St.	7	9

T  
O  
W  
S  
O  
N

Towson						Through Games Of Sunday, May 30, 2010													
Average RPI Win: 193		WON-LOST RECORD		WINNING PCT. RANK		LAST 15 GAMES		STRENGTH OF SCHEDULE		OPP. STRENGTH OF SCHEDULE		TEAM RPI		ADJ RPI		CONF. RPI		ADJ CONF. RPI	
DIV. I ONLY		19-36-0		.34545 252		7-8-0		81		174		193		.47678 197		18		18	
DIV. I NON-CONF.		8-23-0		.25806 259		2-5-0		66		98		215		.45982 214		18		18	
TOTALS		RPI 1-25		RPI 26-50		W-L RECORDS		RPI 51-100		RPI 101-150		RPI 150+							
19-36-0		0-6-0		0-4-0		OVERALL		2-8-0		1-7-0		16-11-0							
9-9-0		0-0-0		0-0-0		HOME		0-0-0		0-4-0		9-5-0							
9-26-0		0-6-0		0-4-0		AWAY		2-8-0		1-3-0		6-5-0							
1-1-0		0-0-0		0-0-0		NEUTRAL		0-0-0		0-0-0		1-1-0							
8-23-0		0-6-0		0-4-0		NON-CONFERENCE		0-4-0		1-4-0		7-5-0							
3-3-0		0-0-0		0-0-0		HOME		0-0-0		0-1-0		3-2-0							
4-19-0		0-6-0		0-0-		AWAY		0-4-0		1-3-0		3-2-0							
1-1-0		0-0-0		0-0-0		NEUTRAL		0-0-0		0-0-0		1-1-0							
11-13-0		0-0-0		0-0-0		CONFERENCE		2-4-0		0-3-0		9-6-0							
6-6-0		0-0-0		0-0-0		HOME		0-0-0		0-3-0		6-3-0							
5-7-0		0-0-0		0-0-0		AWAY		2-4-0		0-0-0		3-3-0							
0-0-0		0-0-0		0-0-0		NEUTRAL		0-0-0		0-0-0		0-0-0							
RPI	S	Opponent		Score		RPI	S	Opponent		Score		RPI	S	Opponent		Score			
1	A	Arizona St.		1	15	41	A	Elon		2	8	75	A	James Madison		3	11		
1	A	Arizona St.		1	9	47	A	North Carolina St.		5	6	75	A	James Madison		0	10		
1	A	Arizona St.		6	11	47	A	North Carolina St.		0	21	75	A	James Madison		12	7		
1	A	Arizona St.		4	5	47	A	North Carolina St.		5	14	89	A	Tulane		7	10		
3	A	Virginia		5	8							89	A	Tulane		3	9		
3	A	Virginia		4	17							89	A	Tulane		5	10		
												89	A	Tulane		2	4		
												96	A	UNC Wilmington		6	12		
												96	A	UNC Wilmington		7	2		
												96	A	UNC Wilmington		3	7		

47	A	North Carolina St.	0	21
47	A	North Carolina St.	5	6

RPI	S	Opponent	Score	
236	N	N.C. A&T	8	1
237	A	George Washington	6	5
237	H	George Washington	17	8
247	N	Ohio	6	13
261	A	Navy	4	11
278	H	Mt. St. Mary's	12	3
292	H	UMBC	17	6
293	A	Delaware St.	20	10

Average RPI Win: 132		WON-LOST	WINNING	LAST 15	STRENGTH OF		OPP. STRENGTH	TEAM	ADJ		CONF.	ADJ CONF.
Average RPI Loss: 66		RECORD	PCT. RANK	GAMES	SCHEDULE		OF SCHEDULE	RPI	RPI		RPI	RPI
DIV. I ONLY		36-25-0	.59016	85	11-4-0		79	50	60	.54766	61	6
DIV. I NON-CONF.		16-9-0	.64	70	2-0-0		83	56	50	.55556	52	5
TOTALS		RPI 1-25	RPI 26-50		W-L RECORDS		RPI 51-100		RPI 101-150		RPI 150+	
36-25-0		1-4-0	4-9-0		OVERALL		13-8-0		4-3-0		14-1-0	
21-11-0		1-0-0	3-3-0		HOME		6-5-0		3-3-0		8-0-0	
13-12-0		0-4-0	1-5-0		AWAY		5-2-0		1-0-0		6-1-0	
2-2-0		0-0-0	0-1-0		NEUTRAL		2-1-0		0-0-0		0-0-0	
16-9-0		1-4-0	0-0-0		NON-CONFERENCE		4-3-0		2-2-0		9-0-0	
13-4-0		1-0-0	0-0-0		HOME		3-2-0		1-2-0		8-0-0	
3-5-0		0-4-0	0-0-		AWAY		1-1-0		1-0-0		1-0-0	
0-0-0		0-0-0	0-0-0		NEUTRAL		0-0-0		0-0-0		0-0-0	
20-16-0		0-0-0	4-9-0		CONFERENCE		9-5-0		2-1-0		5-1-0	
8-7-0		0-0-0	3-3-0		HOME		3-3-0		2-1-0		0-0-0	
10-7-0		0-0-0	1-5-0		AWAY		4-1-0		0-0-0		5-1-0	
2-2-0		0-0-0	0-1-0		NEUTRAL		2-1-0		0-0-0		0-0-0	
RPI S	Opponent	Score	RPI S	Opponent	Score	RPI S	Opponent	Score	RPI S	Opponent	Score	
9 A	Arkansas	1 10	38 H	Fla. Atlantic	8 13	67 A	Middle Tenn.	15 4	108 A	UAB	8 4	
9 A	Arkansas	8 10	38 H	Fla. Atlantic	4 5	67 A	Middle Tenn.	6 5	108 H	UAB	5 11	
9 A	Arkansas	6 7	38 H	Fla. Atlantic	10 6	67 H	Middle Tenn.	9 13	113 H	North Florida	9 6	
16 A	Auburn	3 16	40 H	Western Ky.	6 3	67 H	Middle Tenn.	4 9	113 H	North Florida	9 10	
16 H	Auburn	5 4	40 H	Western Ky.	5 4	67 H	Middle Tenn.	10 1	141 H	UALR	4 9	
			40 H	Western Ky.	4 7	69 A	Samford	11 9	141 H	UALR	5 4	
			43 A	La.-Lafayette	0 6	69 H	Samford	7 9	141 H	UALR	6 3	
			43 A	La.-Lafayette	5 8	72 A	South Ala.	10 11	152 A	Kennesaw St.	19 6	
			43 A	La.-Lafayette	5 9	72 A	South Ala.	6 2	152 H	Kennesaw St.	10 8	
			50 A	FIU	14 12	72 A	South Ala.	17 0	196 A	La.-Monroe	3 2	
			50 A	FIU	2 4	86 A	Jacksonville St.	3 7	196 A	La.-Monroe	0 7	
			50 A	FIU	6 7	86 H	Jacksonville St.	13 11	196 A	La.-Monroe	13 3	
			50 N	FIU	10 14	95 H	Arkansas St.	4 5	215 H	Hofstra	8 3	
						95 H	Arkansas St.	9 3	215 H	Hofstra	22 2	
						95 H	Arkansas St.	11 6	215 H	Hofstra	18 2	
						95 N	Arkansas St.	12 5	228 A	New Orleans	10 8	
						95 N	Arkansas St.	12 8	228 A	New Orleans	11 3	
						95 N	Arkansas St.	2 12	228 A	New Orleans	15 0	
						99 H	Bethune-Cookman	4 8	240 H	Brown	9 2	
						99 H	Bethune-Cookman	18 2	240 H	Brown	6 3	
									240 H	Brown	11 2	
									240 H	Brown	26 3	
				LAST 15 GAMES								
			50 N	FIU	10 14							
			95 N	Arkansas St.	12 8							
			95 N	Arkansas St.	12 5							
			67 A	Middle Tenn.	6 5							
			95 N	Arkansas St.	2 12							

Non-Div. I Games:

Troy



				RPI	S	Opponent	Score		
67	A	Middle Tenn.	15	4	99	H	Bethune-Cookman	9	4
72	A	South Ala.	10	11					

T  
r  
o  
y

T  
r  
o  
y

Average RPI Win:		127	WON-LOST RECORD		WINNING PCT. RANK		LAST 15 GAMES		STRENGTH OF SCHEDULE		OPP. STRENGTH OF SCHEDULE		TEAM RPI		ADJ RPI		CONF. RPI		ADJ CONF. RPI			
DIV. I ONLY			32-24-0		.57143 97		7-8-0		151		41		86		.52555 89		5		5			
DIV. I NON-CONF.			22-10-0		.6875 56		3-0-0		211		15		70		.54114 75		6		6			
TOTALS		RPI 1-25		RPI 26-50		W-L RECORDS		RPI 51-100		RPI 101-150		RPI 150+										
32-24-0		1-1-0		4-6-0		OVERALL		8-9-0		6-6-0		13-2-0										
26-14-0		1-0-0		4-6-0		HOME		4-5-0		4-2-0		13-1-0										
6-10-0		0-1-0		0-0-0		AWAY		4-4-0		2-4-0		0-1-0										
0-0-0		0-0-0		0-0-0		NEUTRAL		0-0-0		0-0-0		0-0-0										
22-10-0		1-1-0		3-4-0		NON-CONFERENCE		3-2-0		2-1-0		13-2-0										
22-6-0		1-0-0		3-4-0		HOME		3-0-0		2-1-0		13-1-0										
0-4-0		0-1-0		0-0-		AWAY		0-2-0		0-0-0		0-1-0										
0-0-0		0-0-0		0-0-0		NEUTRAL		0-0-0		0-0-0		0-0-0										
10-14-0		0-0-0		1-2-0		CONFERENCE		5-7-0		4-5-0		0-0-0										
4-8-0		0-0-0		1-2-0		HOME		1-5-0		2-1-0		0-0-0										
6-6-0		0-0-0		0-0-0		AWAY		4-2-0		2-4-0		0-0-0										
0-0-0		0-0-0		0-0-0		NEUTRAL		0-0-0		0-0-0		0-0-0										
RPI	S	Opponent		Score		RPI	S	Opponent		Score		RPI	S	Opponent		Score						
22	A	LSU		4	10	27	H	Mississippi		1	5	53	A	Southeastern La.		2	3	104	A	Memphis	8	12
22	H	LSU		9	1	27	H	Mississippi		12	4	53	H	Southeastern La.		6	0	104	A	Memphis	7	12
						27	H	Mississippi		4	6	59	H	Kansas		1	0	104	A	Memphis	13	5
						30	H	Rice		8	11	59	H	Kansas		5	3	108	A	UAB	11	8
						30	H	Rice		1	19	62	H	Southern Miss.		2	16	108	A	UAB	4	8
						30	H	Rice		6	5	62	H	Southern Miss.		9	13	108	A	UAB	6	10
						42	H	Boston College		14	6	62	H	Southern Miss.		2	4	112	H	Marshall	4	3
						42	H	Boston College		0	12	72	A	South Ala.		2	7	112	H	Marshall	6	2
						42	H	Boston College		5	8	78	H	UCF		6	12	112	H	Marshall	3	7
						43	H	La.-Lafayette		2	1	78	H	UCF		14	10	150	H	UNLV	10	2
												78	H	UCF		6	17	150	H	UNLV	7	1
												79	A	East Carolina		6	15	150	H	UNLV	3	4
												79	A	East Carolina		7	5	151	H	Nicholls St.	8	3
												79	A	East Carolina		10	5	196	H	La.-Monroe	8	5
												83	A	Houston		8	6	197	H	Towson	4	2
												83	A	Houston		15	2	197	H	Towson	9	3
												83	A	Houston		7	9	197	H	Towson	10	5
																		197	H	Towson	10	7
																		198	H	Lipscomb	10	1
																		198	H	Lipscomb	7	4
																		198	H	Lipscomb	4	3
																		210	H	St. Mary's (CA)	4	1
																		210	H	St. Mary's (CA)	9	6
																		210	H	St. Mary's (CA)	8	2
																		228	A	New Orleans	15	16
																		228	H	New Orleans	1	4
																		228	H	New Orleans	7	1

108 A UAB	11	8
108 A UAB	4	8

T  
u  
l  
a  
n  
e

T  
u  
l  
a  
n  
e

UAB				Through Games Of Sunday, May 30, 2010												
Average RPI Win: 132		WON-LOST	WINNING	LAST 15	STRENGTH OF		OPP. STRENGTH		TEAM		ADJ		CONF.	ADJ CONF.		
Average RPI Loss: 83		RECORD	PCT. RANK	GAMES	SCHEDULE		OF SCHEDULE		RPI		RPI		RPI	RPI		
DIV. I ONLY		28-25-0	.5283	129	7-8-0		145		64		112		.51658	108	5	5
DIV. I NON-CONF.		17-12-0	.58621	101	1-2-0		220		71		129		.5116	124	6	6
TOTALS		RPI 1-25		RPI 26-50		W-L RECORDS		RPI 51-100		RPI 101-150		RPI 150+				
28-25-0		2-1-0		1-3-0		OVERALL		10-15-0		6-5-0		9-1-0				
18-12-0		1-0-0		0-0-0		HOME		5-8-0		4-3-0		8-1-0				
10-11-0		1-0-0		1-3-0		AWAY		5-7-0		2-1-0		1-0-0				
0-2-0		0-1-0		0-0-0		NEUTRAL		0-0-0		0-1-0		0-0-0				
17-12-0		2-1-0		0-1-0		NON-CONFERENCE		3-7-0		3-2-0		9-1-0				
12-6-0		1-0-0		0-0-0		HOME		0-4-0		3-1-0		8-1-0				
5-4-0		1-0-0		0-0-		AWAY		3-3-0		0-0-0		1-0-0				
0-2-0		0-1-0		0-0-0		NEUTRAL		0-0-0		0-1-0		0-0-0				
11-13-0		0-0-0		1-2-0		CONFERENCE		7-8-0		3-3-0		0-0-0				
6-6-0		0-0-0		0-0-0		HOME		5-4-0		1-2-0		0-0-0				
5-7-0		0-0-0		1-2-0		AWAY		2-4-0		2-1-0		0-0-0				
0-0-0		0-0-0		0-0-0		NEUTRAL		0-0-0		0-0-0		0-0-0				
RPI S	Opponent	Score		RPI S	Opponent	Score		RPI S	Opponent	Score		RPI S	Opponent	Score		
11 N	Cal St. Fullerton	2	12	29 A	San Diego	2	5	61 A	Troy	11	5	104 A	Memphis	11	9	
12 A	Alabama	11	4	30 A	Rice	2	9	61 H	Troy	4	8	104 A	Memphis	8	3	
12 H	Alabama	6	4	30 A	Rice	8	5	62 H	Southern Miss.	4	2	104 A	Memphis	2	9	
				30 A	Rice	2	5	62 H	Southern Miss.	13	8	112 H	Marshall	3	7	
								62 H	Southern Miss.	3	14	112 H	Marshall	12	4	
								69 A	Samford	10	11	112 H	Marshall	4	14	
								69 H	Samford	1	8	117 H	Ball St.	6	5	
								73 A	Mississippi St.	5	6	117 H	Ball St.	10	9	
								78 A	UCF	6	1	117 H	Ball St.	5	9	
								78 A	UCF	7	16	117 H	Ball St.	6	0	
								78 A	UCF	7	2	132 N	San Francisco	8	14	
								79 A	East Carolina	7	12	152 A	Kennesaw St.	4	1	
								79 A	East Carolina	5	6	152 H	Kennesaw St.	10	2	
								79 A	East Carolina	3	6	229 H	Eastern Ill.	9	2	
								83 H	Houston	4	7	229 H	Eastern Ill.	4	3	
								83 H	Houston	11	16	229 H	Eastern Ill.	6	12	
								83 H	Houston	11	6	282 H	Western Ill.	8	7	
								86 A	Jacksonville St.	7	5	282 H	Western Ill.	10	3	
								86 A	Jacksonville St.	9	7	282 H	Western Ill.	12	8	
								86 H	Jacksonville St.	6	7	299 H	Alabama St.	16	6	
												301 H	Alabama A&M	12	1	
				LAST 15 GAMES												
				30 A Rice				8				5				
				30 A Rice				2				9				
				30 A Rice				2				5				
				89 H Tulane				10				6				
				89 H Tulane				8				11				

Non-Div. I Games:

UAB

			RPI	S	Opponent	Score	
89	H	Tulane	8	4			
86	A	Jacksonville St.	9	7			
86	H	Jacksonville St.	5			7	
89	H	Tulane	8			11	
89	H	Tulane	8	4			
89	H	Tulane	10	6			
100	A	San Diego St.	7			8	
86	H	Jacksonville St.	6			7	
104	A	Memphis	11	9			
104	A	Memphis	8	3			

U  
A  
B

U  
A  
B

Average RPI Win: 174		WON-LOST	WINNING	LAST 15	STRENGTH OF		OPP. STRENGTH	TEAM	ADJ	CONF.	ADJ CONF.						
Average RPI Loss: 86		RECORD	PCT. RANK	GAMES	SCHEDULE		OF SCHEDULE	RPI	RPI	RPI	RPI						
DIV. I ONLY		29-25-0	.53704	122	8-7-0		170	102	136	.50463	141	6	6				
DIV. I NON-CONF.		17-9-0	.65385	63	0-3-0		272	241	154	.49509	159	5	5				
<hr/>																	
TOTALS		RPI 1-25		RPI 26-50		W-L RECORDS		RPI 51-100		RPI 101-150		RPI 150+					
29-25-0		0-1-0		6-7-0		OVERALL		3-13-0		1-0-0		19-4-0					
21-14-0		0-0-0		2-4-0		HOME		0-6-0		0-0-0		19-4-0					
8-11-0		0-1-0		4-3-0		AWAY		3-7-0		1-0-0		0-0-0					
0-0-0		0-0-0		0-0-0		NEUTRAL		0-0-0		0-0-0		0-0-0					
17-9-0		0-1-0		1-0-0		NON-CONFERENCE		0-4-0		1-0-0		15-4-0					
15-7-0		0-0-0		0-0-0		HOME		0-3-0		0-0-0		15-4-0					
2-2-0		0-1-0		1-0-		AWAY		0-1-0		1-0-0		0-0-0					
0-0-0		0-0-0		0-0-0		NEUTRAL		0-0-0		0-0-0		0-0-0					
12-16-0		0-0-0		5-7-0		CONFERENCE		3-9-0		0-0-0		4-0-0					
6-7-0		0-0-0		2-4-0		HOME		0-3-0		0-0-0		4-0-0					
6-9-0		0-0-0		3-3-0		AWAY		3-6-0		0-0-0		0-0-0					
0-0-0		0-0-0		0-0-0		NEUTRAL		0-0-0		0-0-0		0-0-0					
RPI	S	Opponent		Score		RPI	S	Opponent		Score		RPI	S	Opponent		Score	
18	A	Oklahoma		5	14	27	A	Mississippi		9	6	59	A	Kansas		8	9
						38	A	Fla. Atlantic		0	11	59	H	Kansas		8	11
						38	A	Fla. Atlantic		1	11	61	A	Troy		3	6
						38	A	Fla. Atlantic		16	6	61	A	Troy		4	5
						40	A	Western Ky.		4	2	61	A	Troy		9	4
						40	A	Western Ky.		8	6	67	A	Middle Tenn.		8	10
						40	A	Western Ky.		4	5	67	A	Middle Tenn.		1	9
						43	H	La.-Lafayette		3	4	67	A	Middle Tenn.		9	12
						43	H	La.-Lafayette		3	9	72	H	South Ala.		8	14
						43	H	La.-Lafayette		7	13	72	H	South Ala.		7	9
						50	H	FIU		5	4	72	H	South Ala.		0	3
						50	H	FIU		7	14	91	H	Stephen F. Austin		2	3
						50	H	FIU		19	5	91	H	Stephen F. Austin		3	7
												95	A	Arkansas St.		6	3
												95	A	Arkansas St.		8	16
												95	A	Arkansas St.		14	10
LAST 15 GAMES																	
						95	A	Arkansas St.		14	10	40	A	Western Ky.		4	2
						95	A	Arkansas St.		8	16	40	A	Western Ky.		8	6
						95	A	Arkansas St.		6	3	40	A	Western Ky.		4	5
						59	H	Kansas		8	11						
						196	H	La.-Monroe		8	3						
<hr/>																	

Non-Div. I Games:

UALR

196 H La.-Monroe	7	6
196 H La.-Monroe	3	1

U  
A  
L  
R

U  
A  
L  
R

Average RPI Win: 149		WON-LOST	WINNING	LAST 15	STRENGTH OF		OPP. STRENGTH	TEAM	ADJ		CONF.	ADJ CONF.			
Average RPI Loss: 103		RECORD	PCT. RANK	GAMES	SCHEDULE		OF SCHEDULE	RPI	RPI		RPI	RPI			
DIV. I ONLY		26-29-0	.47273	176	7-8-0		163	84	163	.49575	158	8	8		
DIV. I NON-CONF.		17-14-0	.54839	119	2-1-0		236	94	160	.49586	156	7	7		
TOTALS		RPI 1-25	RPI 26-50		W-L RECORDS		RPI 51-100		RPI 101-150		RPI 150+				
26-29-0		0-3-0	2-4-0		OVERALL		4-5-0		7-14-0		13-3-0				
11-15-0		0-0-0	1-4-0		HOME		2-1-0		4-10-0		4-0-0				
13-14-0		0-3-0	1-0-0		AWAY		2-4-0		3-4-0		7-3-0				
2-0-0		0-0-0	0-0-0		NEUTRAL		0-0-0		0-0-0		2-0-0				
17-14-0		0-0-0	2-1-0		NON-CONFERENCE		1-2-0		4-8-0		10-3-0				
8-6-0		0-0-0	1-1-0		HOME		0-0-0		3-5-0		4-0-0				
7-8-0		0-0-0	1-0-		AWAY		1-2-0		1-3-0		4-3-0				
2-0-0		0-0-0	0-0-0		NEUTRAL		0-0-0		0-0-0		2-0-0				
9-15-0		0-3-0	0-3-0		CONFERENCE		3-3-0		3-6-0		3-0-0				
3-9-0		0-0-0	0-3-0		HOME		2-1-0		1-5-0		0-0-0				
6-6-0		0-3-0	0-0-0		AWAY		1-2-0		2-1-0		3-0-0				
0-0-0		0-0-0	0-0-0		NEUTRAL		0-0-0		0-0-0		0-0-0				
RPI	S	Opponent	Score	RPI	S	Opponent	Score	RPI	S	Opponent	Score	RPI	S	Opponent	Score
11	A	Cal St. Fullerton	4 20	36	H	Stanford	6 10	71	A	UC Riverside	7 26	110	H	BYU	3 0
11	A	Cal St. Fullerton	2 3	37	A	California	8 0	71	A	UC Riverside	8 12	110	H	BYU	2 10
11	A	Cal St. Fullerton	7 23	37	H	California	6 5	71	A	UC Riverside	13 1	110	H	BYU	4 8
				45	H	UC Irvine	4 10	77	A	Fresno St.	7 2	118	A	Nevada	6 8
				45	H	UC Irvine	0 13	77	A	Fresno St.	2 9	118	H	Nevada	3 5
				45	H	UC Irvine	1 8	77	A	Fresno St.	6 7	121	A	Cal St. Northridge	16 0
								87	H	Long Beach St.	0 11	121	A	Cal St. Northridge	9 7
								87	H	Long Beach St.	3 2	121	A	Cal St. Northridge	1 11
								87	H	Long Beach St.	10 8	125	A	Cal St. Bakersfield	4 12
												125	A	Cal St. Bakersfield	12 11
												125	A	Cal St. Bakersfield	8 19
												127	H	Pacific	7 11
												127	H	Pacific	5 7
												127	H	Pacific	1 12
												132	H	San Francisco	5 18
												138	H	Utah	6 1
												138	H	Utah	4 1
												138	H	Utah	1 7
												140	H	Cal Poly	4 6
												140	H	Cal Poly	8 2
												140	H	Cal Poly	4 5
												159	A	UC Santa Barbara	6 5
												159	A	UC Santa Barbara	11 6
												159	A	UC Santa Barbara	9 8
												169	N	Southern Ill.	5 3
												205	A	Santa Clara	8 7
												205	A	Santa Clara	6 8
LAST 15 GAMES															
				71	A	UC Riverside	13 1	118	A	Nevada	6 8	159	A	UC Santa Barbara	11 6
				71	A	UC Riverside	7 26	140	H	Cal Poly	8 2	159	A	UC Santa Barbara	9 8
				71	A	UC Riverside	8 12	140	H	Cal Poly	4 5	169	N	Southern Ill.	5 3
				159	A	UC Santa Barbara	9 8					205	A	Santa Clara	8 7
				159	A	UC Santa Barbara	11 6					205	A	Santa Clara	6 8

Non-Div. I Games:

UC Davis



159	A	UC Santa Barbara	6	5
205	H	Santa Clara	11	6

RPI	S	Opponent	Score	
205	H	Santa Clara	11	6
207	A	San Jose St.	4	7
207	A	San Jose St.	8	3
207	H	San Jose St.	2	1
210	A	St. Mary's (CA)	8	5
210	H	St. Mary's (CA)	5	4
223	A	Sacramento St.	11	3
223	A	Sacramento St.	6	7
223	H	Sacramento St.	13	2
249	N	Air Force	14	5

UC Davis

U  
C  
D  
a  
v  
i  
s

U  
C  
D  
a  
v  
i  
s

Average RPI Win:		125	WON-LOST RECORD		WINNING PCT. RANK		LAST 15 GAMES		STRENGTH OF SCHEDULE		OPP. STRENGTH OF SCHEDULE		TEAM RPI		ADJ RPI		CONF. RPI		ADJ CONF. RPI				
DIV. I ONLY			37-19-0		.66071 31		10-5-0		97		68		42		.56062 45		8		8				
DIV. I NON-CONF.			20-12-0		.625 76		3-3-0		103		47		59		.54982 62		7		7				
TOTALS		RPI 1-25		RPI 26-50		W-L RECORDS		RPI 51-100		RPI 101-150		RPI 150+											
37-19-0		3-7-0		3-1-0		OVERALL		7-4-0		11-6-0		15-3-0											
19-9-0		2-2-0		2-0-0		HOME		2-3-0		4-2-0		9-2-0											
17-9-0		0-4-0		1-0-0		AWAY		4-1-0		6-4-0		6-1-0											
3-2-0		1-1-0		0-1-0		NEUTRAL		1-0-0		1-0-0		0-0-0											
20-12-0		2-5-0		3-1-0		NON-CONFERENCE		2-3-0		5-3-0		10-2-0											
13-3-0		1-0-0		2-0-0		HOME		0-2-0		3-0-0		7-1-0											
6-9-0		0-4-0		1-0-		AWAY		1-1-0		1-3-0		3-1-0											
3-2-0		1-1-0		0-1-0		NEUTRAL		1-0-0		1-0-0		0-0-0											
17-7-0		1-2-0		0-0-0		CONFERENCE		5-1-0		6-3-0		5-1-0											
6-6-0		1-2-0		0-0-0		HOME		2-1-0		1-2-0		2-1-0											
11-1-0		0-0-0		0-0-0		AWAY		3-0-0		5-1-0		3-0-0											
0-0-0		0-0-0		0-0-0		NEUTRAL		0-0-0		0-0-0		0-0-0											
RPI	S	Opponent		Score		RPI	S	Opponent		Score		RPI	S	Opponent		Score		RPI	S	Opponent		Score	
2	A	Coastal Caro.		3	7	29	A	San Diego		4	3	65	A	Southern California		1	8	116	N	Kent St.		19	9
2	A	Coastal Caro.		6	13	29	H	San Diego		8	4	65	H	Southern California		6	8	118	A	Nevada		3	5
6	A	UCLA		1	4	29	H	San Diego		9	1	71	H	UC Riverside		12	15	118	A	Nevada		10	3
6	A	UCLA		2	6	47	N	North Carolina St.		4	7	71	H	UC Riverside		9	6	118	A	Nevada		4	6
6	H	UCLA		2	1							71	H	UC Riverside		5	0	121	A	Cal St. Northridge		5	3
11	H	Cal St. Fullerton		3	6							75	N	James Madison		15	9	121	A	Cal St. Northridge		7	5
11	H	Cal St. Fullerton		7	4							87	A	Long Beach St.		4	2	121	A	Cal St. Northridge		16	2
11	H	Cal St. Fullerton		1	6							87	A	Long Beach St.		6	1	125	H	Cal St. Bakersfield		3	2
22	N	LSU		4	3							87	A	Long Beach St.		6	0	125	H	Cal St. Bakersfield		8	7
22	N	LSU		10	11							100	A	San Diego St.		9	4	125	H	Cal St. Bakersfield		3	2
												100	H	San Diego St.		5	6	127	H	Pacific		4	2
																		127	H	Pacific		2	7
																		127	H	Pacific		4	7
																		140	A	Cal Poly		3	1
																		140	A	Cal Poly		7	15
																		140	A	Cal Poly		18	13
																		148	A	Pepperdine		0	6
																		158	A	UC Davis		13	0
																		158	A	UC Davis		10	4
																		158	A	UC Davis		8	1
																		159	H	UC Santa Barbara		1	2
																		159	H	UC Santa Barbara		8	1
																		159	H	UC Santa Barbara		4	0
																		189	A	Loyola Marymount		9	6
																		189	H	Loyola Marymount		19	9
																		189	H	Loyola Marymount		5	1
																		190	H	Gonzaga		13	1
LAST 15 GAMES																							
		6 A UCLA		2	6			65 A Southern California		1	8			159 H UC Santa Barbara									
		22 N LSU		4	3			71 H UC Riverside		9	6			189 A Loyola Marymount									
		116 N Kent St.		19	9			71 H UC Riverside		12	15			189 H Loyola Marymount									
		22 N LSU		10	11									189 H Loyola Marymount									
		87 A Long Beach St.		4	2									190 H Gonzaga									

Non-Div. I Games:

UC Irvine

87	A	Long Beach St.	6	1
87	A	Long Beach St.	6	0

RPI	S	Opponent	Score	
190	H	Gonzaga	6	4
190	H	Gonzaga	8	5
210	H	St. Mary's (CA)	12	8
210	H	St. Mary's (CA)	2	4
210	H	St. Mary's (CA)	11	9
223	A	Sacramento St.	5	3
223	A	Sacramento St.	4	3
223	A	Sacramento St.	1	2

Average RPI Win:	131	WON-LOST RECORD	WINNING PCT. RANK	LAST 15 GAMES	STRENGTH OF SCHEDULE	OPP. STRENGTH OF SCHEDULE	TEAM RPI	ADJ RPI	CONF. RPI	ADJ CONF. RPI					
DIV. I ONLY		32-23-0	.58182	91	9-6-0	92	72	69	.5402	71	8	8			
DIV. I NON-CONF.		19-11-0	.63333	73	3-0-0	87	57	55	.55198	58	7	7			
<hr/>															
TOTALS	RPI 1-25	RPI 26-50		W-L RECORDS		RPI 51-100		RPI 101-150		RPI 150+					
32-23-0	0-7-0	3-4-0		OVERALL		4-2-0		16-5-0		9-5-0					
21-6-0	0-1-0	1-0-0		HOME		4-1-0		13-2-0		3-2-0					
10-15-0	0-4-0	1-4-0		AWAY		0-1-0		3-3-0		6-3-0					
1-2-0	0-2-0	1-0-0		NEUTRAL		0-0-0		0-0-0		0-0-0					
<hr/>															
19-11-0	0-4-0	2-2-0		NON-CONFERENCE		2-1-0		10-1-0		5-3-0					
13-3-0	0-1-0	1-0-0		HOME		2-0-0		9-1-0		1-1-0					
5-6-0	0-1-0	0-0-		AWAY		0-1-0		1-0-0		4-2-0					
1-2-0	0-2-0	1-0-0		NEUTRAL		0-0-0		0-0-0		0-0-0					
<hr/>															
13-12-0	0-3-0	1-2-0		CONFERENCE		2-1-0		6-4-0		4-2-0					
8-3-0	0-0-0	0-0-0		HOME		2-1-0		4-1-0		2-1-0					
5-9-0	0-3-0	1-2-0		AWAY		0-0-0		2-3-0		2-1-0					
0-0-0	0-0-0	0-0-0		NEUTRAL		0-0-0		0-0-0		0-0-0					
<hr/>															
RPI	S	Opponent	Score	RPI	S	Opponent	Score	RPI	S	Opponent	Score	RPI	S	Opponent	Score
1	N	Arizona St.	2 16	29	A	San Diego	8 15	87	H	Long Beach St.	7 5	110	H	BYU	12 11
6	A	UCLA	2 3	29	A	San Diego	7 9	87	H	Long Beach St.	8 7	110	H	BYU	6 4
6	H	UCLA	0 10	29	H	San Diego	13 9	87	H	Long Beach St.	5 8	110	H	BYU	11 6
11	A	Cal St. Fullerton	0 6	45	A	UC Irvine	0 5	99	H	Bethune-Cookman	6 1	121	A	Cal St. Northridge	8 10
11	A	Cal St. Fullerton	4 6	45	A	UC Irvine	15 12	100	A	San Diego St.	1 14	121	H	Cal St. Northridge	9 3
11	A	Cal St. Fullerton	1 9	45	A	UC Irvine	6 9	100	H	San Diego St.	10 4	121	H	Cal St. Northridge	13 5
25	N	Oregon St.	3 10	50	N	FIU	4 3					121	H	Cal St. Northridge	4 1
												125	H	Cal St. Bakersfield	5 2
												125	H	Cal St. Bakersfield	10 6
												125	H	Cal St. Bakersfield	5 1
												127	A	Pacific	5 3
												127	A	Pacific	5 6
												127	A	Pacific	6 7
												132	H	San Francisco	3 9
												132	H	San Francisco	10 1
												132	H	San Francisco	8 5
												140	A	Cal Poly	3 2
												140	H	Cal Poly	3 5
												140	H	Cal Poly	14 5
												150	A	UNLV	18 10
												150	H	UNLV	11 7
												158	H	UC Davis	1 13
				LAST 15 GAMES											
				158	H	UC Davis	1 13	45	A	UC Irvine	0 5	158	H	UC Davis	12 8
				158	H	UC Davis	26 7	121	H	Cal St. Northridge	9 3	158	H	UC Davis	26 7
				158	H	UC Davis	12 8	121	H	Cal St. Northridge	4 1	159	A	UC Santa Barbara	10 3
				29	H	San Diego	13 9					159	A	UC Santa Barbara	9 2
				121	A	Cal St. Northridge	8 10					159	A	UC Santa Barbara	1 5

45	A	UC Irvine	6	9
45	A	UC Irvine	15	12

RPI	S	Opponent	Score	
189	A	Loyola Marymount	3	10
189	A	Loyola Marymount	8	6
189	H	Loyola Marymount	16	6
189	H	Loyola Marymount	10	11
210	A	St. Mary's (CA)	4	6
210	A	St. Mary's (CA)	1	0
210	A	St. Mary's (CA)	8	4
210	A	St. Mary's (CA)	8	5

UC Riverside

U  
C  
R  
i  
v  
e  
r  
s  
i  
d  
e

U  
C  
R  
i  
v  
e  
r  
s  
i  
d  
e

Average RPI Win:		133	WON-LOST RECORD		WINNING PCT. RANK	LAST 15 GAMES		STRENGTH OF SCHEDULE		OPP. STRENGTH OF SCHEDULE	TEAM RPI	ADJ RPI	CONF. RPI	ADJ CONF. RPI			
DIV. I ONLY			23-30-0		.43396 203	5-10-0		129		75	164	.49509 159	8	8			
DIV. I NON-CONF.			13-16-0		.44828 181	0-3-0		185		74	190	.48337 186	7	7			
TOTALS		RPI 1-25		RPI 26-50		W-L RECORDS		RPI 51-100		RPI 101-150		RPI 150+					
23-30-0		1-4-0		2-4-0		OVERALL		3-5-0		10-9-0		7-8-0					
12-15-0		1-3-0		0-0-0		HOME		2-2-0		5-6-0		4-4-0					
11-15-0		0-1-0		2-4-0		AWAY		1-3-0		5-3-0		3-4-0					
0-0-0		0-0-0		0-0-0		NEUTRAL		0-0-0		0-0-0		0-0-0					
13-16-0		0-2-0		1-2-0		NON-CONFERENCE		1-1-0		4-6-0		7-5-0					
9-6-0		0-1-0		0-0-0		HOME		1-0-0		4-4-0		4-1-0					
4-10-0		0-1-0		1-0-		AWAY		0-1-0		0-2-0		3-4-0					
0-0-0		0-0-0		0-0-0		NEUTRAL		0-0-0		0-0-0		0-0-0					
10-14-0		1-2-0		1-2-0		CONFERENCE		2-4-0		6-3-0		0-3-0					
3-9-0		1-2-0		0-0-0		HOME		1-2-0		1-2-0		0-3-0					
7-5-0		0-0-0		1-2-0		AWAY		1-2-0		5-1-0		0-0-0					
0-0-0		0-0-0		0-0-0		NEUTRAL		0-0-0		0-0-0		0-0-0					
RPI	S	Opponent		Score		RPI	S	Opponent		Score		RPI	S	Opponent		Score	
6	A	UCLA		2	6	36	A	Stanford		5	6	65	A	Southern California		8	9
6	H	UCLA		1	7	36	A	Stanford		4	5	65	H	Southern California		5	4
11	H	Cal St. Fullerton		1	6	36	A	Stanford		15	11	71	H	UC Riverside		2	9
11	H	Cal St. Fullerton		5	3	45	A	UC Irvine		0	4	71	H	UC Riverside		5	1
11	H	Cal St. Fullerton		3	17	45	A	UC Irvine		1	8	71	H	UC Riverside		3	10
						45	A	UC Irvine		2	1	87	A	Long Beach St.		4	8
												87	A	Long Beach St.		1	12
												87	A	Long Beach St.		4	1
												121	H	Cal St. Northridge		4	11
												121	H	Cal St. Northridge		8	4
												121	H	Cal St. Northridge		5	6
												125	A	Cal St. Bakersfield		0	4
												125	H	Cal St. Bakersfield		10	13
												127	A	Pacific		8	5
												127	A	Pacific		9	7
												127	A	Pacific		5	1
												128	H	New Mexico St.		10	9
												128	H	New Mexico St.		7	12
												128	H	New Mexico St.		5	12
												132	H	San Francisco		4	6
												132	H	San Francisco		3	2
												132	H	San Francisco		11	6
												140	A	Cal Poly		10	3
												140	A	Cal Poly		3	4
												140	A	Cal Poly		10	9
												148	A	Pepperdine		4	5
												148	H	Pepperdine		15	10
												158	H	UC Davis		5	6
												158	H	UC Davis		8	9
												158	H	UC Davis		6	11
												189	A	Loyola Marymount		4	1
												189	H	Loyola Marymount		4	12
												201	H	Northern Ill.		7	6
												201	H	Northern Ill.		3	2
												201	H	Northern Ill.		13	4

Non-Div. I Games: Westmont 18 4

UC Santa Barbara

158	H	UC Davis	6	11
158	H	UC Davis	5	6

RPI	S	Opponent	Score	
201	H	Northern Ill.	8	1
207	A	San Jose St.	2	4
207	A	San Jose St.	7	0
207	A	San Jose St.	5	6
223	A	Sacramento St.	0	3
223	A	Sacramento St.	9	0
223	A	Sacramento St.	9	10

UC Santa Barbara

U  
C  
S  
a  
n  
t  
a  
B  
a  
r  
b  
a  
r  
a

U  
C  
S  
a  
n  
t  
a  
B  
a  
r  
b  
a  
r  
a

UCF

Average RPI Win: 147		WON-LOST RECORD		WINNING PCT. RANK		LAST 15 GAMES		STRENGTH OF SCHEDULE		OPP. STRENGTH OF SCHEDULE		TEAM RPI		ADJ RPI		CONF. RPI		ADJ CONF. RPI	
DIV. I ONLY		33-22-0		.6 74		7-8-0		133		117		78		.5333 78		5		5	
DIV. I NON-CONF.		23-8-0		.74194 36		3-0-0		169		192		52		.55481 54		6		6	
TOTALS		RPI 1-25		RPI 26-50		W-L RECORDS		RPI 51-100		RPI 101-150		RPI 150+							
33-22-0		1-2-0		2-2-0		OVERALL		11-6-0		5-11-0		14-1-0							
20-15-0		0-1-0		1-2-0		HOME		3-3-0		3-8-0		13-1-0							
13-7-0		1-1-0		1-0-0		AWAY		8-3-0		2-3-0		1-0-0							
0-0-0		0-0-0		0-0-0		NEUTRAL		0-0-0		0-0-0		0-0-0							
23-8-0		1-2-0		1-0-0		NON-CONFERENCE		4-1-0		3-4-0		14-1-0							
16-7-0		0-1-0		0-0-0		HOME		2-1-0		1-4-0		13-1-0							
7-1-0		1-1-0		1-0-		AWAY		2-0-0		2-0-0		1-0-0							
0-0-0		0-0-0		0-0-0		NEUTRAL		0-0-0		0-0-0		0-0-0							
10-14-0		0-0-0		1-2-0		CONFERENCE		7-5-0		2-7-0		0-0-0							
4-8-0		0-0-0		1-2-0		HOME		1-2-0		2-4-0		0-0-0							
6-6-0		0-0-0		0-0-0		AWAY		6-3-0		0-3-0		0-0-0							
0-0-0		0-0-0		0-0-0		NEUTRAL		0-0-0		0-0-0		0-0-0							
RPI	S	Opponent		Score		RPI	S	Opponent		Score		RPI	S	Opponent		Score			
4	A	Florida		6	7	30	H	Rice		2	9	62	A	Southern Miss.		7	3		
8	A	Miami (FL)		6	3	30	H	Rice		6	4	62	A	Southern Miss.		11	10		
8	H	Miami (FL)		2	19	30	H	Rice		8	13	62	A	Southern Miss.		9	8		
						38	A	Fla. Atlantic		14	3	79	H	East Carolina		14	1		
												79	H	East Carolina		5	7		
												79	H	East Carolina		6	11		
												83	A	Houston		3	20		
												83	A	Houston		3	7		
												83	A	Houston		7	4		
												89	A	Tulane		17	6		
												89	A	Tulane		12	6		
												89	A	Tulane		10	14		
												93	A	South Fla.		7	3		
												93	H	South Fla.		0	4		
												99	A	Bethune-Cookman		9	7		
												99	H	Bethune-Cookman		6	2		
												99	H	Bethune-Cookman		11	8		
LAST 15 GAMES																			
						89	A	Tulane		17	6	106	H	Jacksonville		6	5		
						89	A	Tulane		10	14	38	A	Fla. Atlantic		14	3		
						89	A	Tulane		12	6	104	H	Memphis		8	9		
						79	H	East Carolina		14	1								
						79	H	East Carolina		5	7								

Non-Div. I Games:

UCF



79	H	East Carolina	6	11
106	A	Jacksonville	14	8

RPI	S	Opponent	Score	
284	H	Hartford	24	4
291	H	Savannah St.	8	6
291	H	Savannah St.	14	4
291	H	Savannah St.	7	2

UCLA				Through Games Of Sunday, May 30, 2010											
Average RPI Win: 73		WON-LOST RECORD	WINNING PCT. RANK	LAST 15 GAMES	STRENGTH OF SCHEDULE	OPP. STRENGTH OF SCHEDULE	TEAM RPI	ADJ RPI		CONF. RPI	ADJ CONF. RPI				
Average RPI Loss: 23															
DIV. I ONLY		43-13-0	.76786	9	10-5-0	18	7	6	.62162	6	1	2			
DIV. I NON-CONF.		24-4-0	.85714	8	8-4-0	44	25	6	.62204	6	2	2			
TOTALS		RPI 1-25		RPI 26-50		W-L RECORDS		RPI 51-100		RPI 101-150		RPI 150+			
43-13-0		12-11-0		10-5-0		OVERALL		15-1-0		10-0-0		4-0-0			
24-9-0		4-5-0		7-4-0		HOME		7-1-0		9-0-0		2-0-0			
15-4-0		4-3-0		3-1-0		AWAY		5-0-0		1-0-0		2-0-0			
7-3-0		4-3-0		0-0-0		NEUTRAL		3-0-0		0-0-0		0-0-0			
24-4-0		8-6-0		2-1-0		NON-CONFERENCE		8-1-0		10-0-0		4-0-0			
21-3-0		4-2-0		2-0-0		HOME		4-1-0		9-0-0		2-0-0			
5-2-0		0-1-0		0-0-		AWAY		2-0-0		1-0-0		2-0-0			
6-3-0		4-3-0		0-0-0		NEUTRAL		2-0-0		0-0-0		0-0-0			
19-9-0		4-5-0		8-4-0		CONFERENCE		7-0-0		0-0-0		0-0-0			
8-7-0		0-3-0		5-4-0		HOME		3-0-0		0-0-0		0-0-0			
10-2-0		4-2-0		3-0-0		AWAY		3-0-0		0-0-0		0-0-0			
1-0-0		0-0-0		0-0-0		NEUTRAL		1-0-0		0-0-0		0-0-0			
RPI	S	Opponent	Score	RPI	S	Opponent	Score	RPI	S	Opponent	Score	RPI	S	Opponent	Score
1	H	Arizona St.	1 6	28	H	Washington St.	6 1	64	H	Nebraska	5 4	116	H	Kent St.	15 1
1	H	Arizona St.	3 12	28	H	Washington St.	4 6	64	H	Nebraska	5 3	121	H	Cal St. Northridge	14 5
1	H	Arizona St.	1 5	28	H	Washington St.	11 1	64	H	Nebraska	13 1	123	H	Oral Roberts	12 2
4	N	Florida	11 3	31	H	Oregon	4 5	65	H	Southern California	2 1	123	H	Oral Roberts	9 1
11	A	Cal St. Fullerton	2 5	31	H	Oregon	4 8	65	H	Southern California	13 7	123	H	Oral Roberts	20 4
11	H	Cal St. Fullerton	1 6	31	H	Oregon	5 1	65	H	Southern California	15 2	140	H	Cal Poly	4 3
11	H	Cal St. Fullerton	8 1	36	H	Stanford	7 5	65	N	Southern California	6 1	140	H	Cal Poly	6 4
11	H	Cal St. Fullerton	3 4	36	H	Stanford	6 5	68	A	Washington	14 6	140	H	Cal Poly	11 7
11	H	Cal St. Fullerton	11 7	36	H	Stanford	4 8	68	A	Washington	7 2	148	A	Pepperdine	5 1
13	H	Vanderbilt	9 2	37	A	California	12 4	68	A	Washington	7 6	148	H	Pepperdine	2 1
15	N	TCU	2 6	37	A	California	11 2	71	A	UC Riverside	10 0	159	A	UC Santa Barbara	7 1
15	N	TCU	10 3	37	A	California	8 7	71	H	UC Riverside	3 2	159	H	UC Santa Barbara	6 2
15	N	TCU	6 3	45	A	UC Irvine	1 2	73	N	Mississippi St.	5 2	203	A	A&M-Corpus Christi	11 3
17	N	South Carolina	1 7	45	H	UC Irvine	4 1	87	A	Long Beach St.	10 1	231	H	Southern U.	16 2
17	N	South Carolina	1 2	45	H	UC Irvine	6 2	87	H	Long Beach St.	4 16				
18	N	Oklahoma	5 2					99	N	Bethune-Cookman	10 3				
22	H	LSU	6 3												
24	A	Arizona	6 2												
24	A	Arizona	6 3												
24	A	Arizona	4 6												
25	A	Oregon St.	8 2												
25	A	Oregon St.	3 1												
25	A	Oregon St.	1 4												
				LAST 15 GAMES											
17	N	South Carolina	1 2	11	H	Cal St. Fullerton	11 7	11	H	Cal St. Fullerton	3 4	45	H	UC Irvine	6 2
17	N	South Carolina	1 7												
15	N	TCU	10 3												
15	N	TCU	2 6												
15	N	TCU	6 3												

Non-Div. I Games:




UCLA

4	N	Florida	11	3
11	H	Cal St. Fullerton	8	1

U  
C  
L  
A

U  
C  
L  
A

U  
M  
B  
C

 Tie,  Loss,  Non-Conf, S Site, H Home, A Away, N Neutral Page 540

185 H Binghamton	0	7
185 H Binghamton	1	18

RPI	S	Opponent	Score	
216	H	Stony Brook	0	17
237	A	George Washington	7	9
237	H	George Washington	5	9
244	H	Yale	4	10
244	H	Yale	3	7
244	H	Yale	3	11
261	A	Navy	3	4
261	A	Navy	2	1
261	A	Navy	0	1
275	N	North Dakota St.	16	10
277	N	Long Island	10	5
278	H	Mt. St. Mary's	13	7
280	H	Albany (NY)	8	10
280	H	Albany (NY)	0	13
280	H	Albany (NY)	3	1
280	H	Albany (NY)	5	9
284	A	Hartford	14	9
284	A	Hartford	2	10
284	A	Hartford	5	4
284	A	Hartford	6	4
289	N	NJIT	4	3

Average RPI Win:		190	WON-LOST RECORD		WINNING PCT. RANK		LAST 15 GAMES		STRENGTH OF SCHEDULE		OPP. STRENGTH OF SCHEDULE		TEAM RPI		ADJ RPI		CONF. RPI		ADJ CONF. RPI	
DIV. I ONLY			17-34-0		.33333 258		6-9-0		131		139		219		.46228 222		11		11	
DIV. I NON-CONF.			7-16-0		.30435 248		1-4-0		165		215		239		.44292 239		11		11	
TOTALS		RPI 1-25		RPI 26-50		W-L RECORDS		RPI 51-100		RPI 101-150		RPI 150+								
17-34-0		0-3-0		3-4-0		OVERALL		0-13-0		0-5-0		14-9-0								
8-10-0		0-0-0		2-1-0		HOME		0-7-0		0-0-0		6-2-0								
8-23-0		0-3-0		1-3-0		AWAY		0-5-0		0-5-0		7-7-0								
1-1-0		0-0-0		0-0-0		NEUTRAL		0-1-0		0-0-0		1-0-0								
7-16-0		0-0-0		1-3-0		NON-CONFERENCE		0-3-0		0-2-0		6-8-0								
1-2-0		0-0-0		0-0-0		HOME		0-1-0		0-0-0		1-1-0								
5-14-0		0-0-0		1-0-		AWAY		0-2-0		0-2-0		4-7-0								
1-0-0		0-0-0		0-0-0		NEUTRAL		0-0-0		0-0-0		1-0-0								
10-18-0		0-3-0		2-1-0		CONFERENCE		0-10-0		0-3-0		8-1-0								
7-8-0		0-0-0		2-1-0		HOME		0-6-0		0-0-0		5-1-0								
3-9-0		0-3-0		0-0-0		AWAY		0-3-0		0-3-0		3-0-0								
0-1-0		0-0-0		0-0-0		NEUTRAL		0-1-0		0-0-0		0-0-0								
RPI	S	Opponent		Score		RPI	S	Opponent		Score		RPI	S	Opponent		Score				
2	A	Coastal Caro.		2 18		26	A	Col. of Charleston		11 12		54	A	Appalachian St.		5 18				
2	A	Coastal Caro.		1 7		26	A	Col. of Charleston		18 8		54	H	Appalachian St.		2 12				
2	A	Coastal Caro.		4 6		26	A	Col. of Charleston		1 3		55	A	Western Caro.		3 10				
						47	A	Tennessee		3 12		84	A	Radford		2 10				
						49	H	Liberty		3 7		84	A	Radford		4 5				
						49	H	Liberty		2 1		84	A	Radford		5 6				
						49	H	Liberty		5 4		90	H	VMI		2 7				
												90	H	VMI		5 7				
												90	H	VMI		1 2				
												90	N	VMI		4 7				
												98	H	Winthrop		8 10				
												98	H	Winthrop		11 12				
												98	H	Winthrop		3 15				

Non-Div. I Games: Mars Hill 1 7

UNC Asheville

192 H Charleston So.	5	4
192 H Charleston So.	4	3

RPI	S	Opponent	Score	
300	H	N.C. Central	5	4

UNC Asheville

U  
N  
C  
A  
s  
h  
e  
v  
i  
l  
l  
e

U  
N  
C  
A  
s  
h  
e  
v  
i  
l  
l  
e

Average RPI Win:		211	WON-LOST RECORD		WINNING PCT. RANK	LAST 15 GAMES		STRENGTH OF SCHEDULE		OPP. STRENGTH OF SCHEDULE	TEAM RPI	ADJ RPI	CONF. RPI	ADJ CONF. RPI			
Average RPI Loss:		98															
DIV. I ONLY			20-33-0		.37736	235	3-12-0		187	126	225	.46061	224	9	9		
DIV. I NON-CONF.			13-10-0		.56522	108	0-3-0		288	210	204	.46594	205	10	10		
TOTALS		RPI 1-25		RPI 26-50		W-L RECORDS		RPI 51-100		RPI 101-150		RPI 150+					
20-33-0		0-2-0		0-9-0		OVERALL		3-10-0		1-3-0		16-9-0					
15-19-0		0-1-0		0-6-0		HOME		0-0-0		0-3-0		15-9-0					
4-14-0		0-1-0		0-3-0		AWAY		3-10-0		1-0-0		0-0-0					
1-0-0		0-0-0		0-0-0		NEUTRAL		0-0-0		0-0-0		1-0-0					
13-10-0		0-2-0		0-0-0		NON-CONFERENCE		0-1-0		1-3-0		12-4-0					
11-8-0		0-1-0		0-0-0		HOME		0-0-0		0-3-0		11-4-0					
1-2-0		0-1-0		0-0-		AWAY		0-1-0		1-0-0		0-0-0					
1-0-0		0-0-0		0-0-0		NEUTRAL		0-0-0		0-0-0		1-0-0					
7-23-0		0-0-0		0-9-0		CONFERENCE		3-9-0		0-0-0		4-5-0					
4-11-0		0-0-0		0-6-0		HOME		0-0-0		0-0-0		4-5-0					
3-12-0		0-0-0		0-3-0		AWAY		3-9-0		0-0-0		0-0-0					
0-0-0		0-0-0		0-0-0		NEUTRAL		0-0-0		0-0-0		0-0-0					
RPI	S	Opponent		Score		RPI	S	Opponent		Score		RPI	S	Opponent		Score	
21	A	North Carolina		2	12	26	H	Col. of Charleston		5	6	54	A	Appalachian St.		1	12
21	H	North Carolina		3	4	26	H	Col. of Charleston		10	14	54	A	Appalachian St.		9	3
						26	H	Col. of Charleston		2	9	54	A	Appalachian St.		5	6
						32	A	Citadel		0	5	55	A	Western Caro.		14	2
						32	A	Citadel		2	8	55	A	Western Caro.		10	11
						32	A	Citadel		1	3	55	A	Western Caro.		5	3
						41	H	Elon		5	19	66	A	Ga. Southern		4	6
						41	H	Elon		10	17	66	A	Ga. Southern		0	12
						41	H	Elon		1	12	66	A	Ga. Southern		3	8
												69	A	Samford		6	7
												69	A	Samford		5	9
												69	A	Samford		4	8
												81	A	Duke		0	1

Non-Div. I Games:

UNC Greensboro



32	A	Citadel	2	8
130	H	Wake Forest	9	22

RPI	S	Opponent	Score	
288	H	Cleveland St.	10	9
288	H	Cleveland St.	7	6

UNC Greensboro

U  
N  
C  
G  
r  
e  
e  
n  
s  
b  
o  
r  
o

U  
N  
C  
G  
r  
e  
e  
n  
s  
b  
o  
r  
o

Average RPI Win:		158	WON-LOST RECORD		WINNING PCT. RANK	LAST 15 GAMES	STRENGTH OF SCHEDULE		OPP. STRENGTH OF SCHEDULE	TEAM RPI	ADJ RPI	CONF. RPI	ADJ CONF. RPI
Average RPI Loss:		137											
DIV. I ONLY		33-27-0			.55 111	8-7-0	117		172	98	.52166 96	18	18
DIV. I NON-CONF.		17-14-0			.54839 119	2-2-0	106		121	98	.52534 98	18	18
TOTALS		RPI 1-25	RPI 26-50		W-L RECORDS		RPI 51-100		RPI 101-150		RPI 150+		
33-27-0		0-2-0	4-3-0		OVERALL		3-4-0		6-4-0		20-14-0		
20-19-0		0-1-0	2-2-0		HOME		1-2-0		4-3-0		13-11-0		
13-8-0		0-1-0	2-1-0		AWAY		2-2-0		2-1-0		7-3-0		
0-0-0		0-0-0	0-0-0		NEUTRAL		0-0-0		0-0-0		0-0-0		
17-14-0		0-2-0	4-3-0		NON-CONFERENCE		1-1-0		3-2-0		9-6-0		
11-11-0		0-1-0	2-2-0		HOME		0-1-0		1-1-0		8-6-0		
6-3-0		0-1-0	2-0-		AWAY		1-0-0		2-1-0		1-0-0		
0-0-0		0-0-0	0-0-0		NEUTRAL		0-0-0		0-0-0		0-0-0		
16-13-0		0-0-0	0-0-0		CONFERENCE		2-3-0		3-2-0		11-8-0		
9-8-0		0-0-0	0-0-0		HOME		1-1-0		3-2-0		5-5-0		
7-5-0		0-0-0	0-0-0		AWAY		1-2-0		0-0-0		6-3-0		
0-0-0		0-0-0	0-0-0		NEUTRAL		0-0-0		0-0-0		0-0-0		
RPI S	Opponent	Score	RPI S	Opponent	Score	RPI S	Opponent	Score	RPI S	Opponent	Score		
2 A	Coastal Caro.	1 20	26 A	Col. of Charleston	8 10	75 A	James Madison	5 6	106 A	Jacksonville	6 3		
2 H	Coastal Caro.	4 8	26 H	Col. of Charleston	3 2	75 A	James Madison	6 0	106 A	Jacksonville	8 5		
			41 A	Elon	14 1	75 A	James Madison	11 12	106 A	Jacksonville	3 4		
			41 H	Elon	2 9	75 H	James Madison	3 1	117 H	Ball St.	6 7		
			47 A	North Carolina St.	7 4	75 H	James Madison	7 8	130 H	Wake Forest	10 3		
			47 H	North Carolina St.	9 6	79 A	East Carolina	15 13	147 H	VCU	10 0		
			49 H	Liberty	2 12	79 H	East Carolina	7 9	147 H	VCU	5 7		
									147 H	VCU	7 3		
									147 H	VCU	10 5		
									147 H	VCU	3 4		
									155 H	George Mason	1 2		
									155 H	George Mason	8 13		
									155 H	George Mason	5 4		
									165 H	Georgia St.	10 8		
									165 H	Georgia St.	8 3		
									165 H	Georgia St.	4 11		
									165 H	Georgia St.	0 1		
									170 A	William & Mary	3 4		
									170 A	William & Mary	4 0		
									170 A	William & Mary	12 5		
									173 H	Rhode Island	11 12		
									173 H	Rhode Island	3 5		
									173 H	Rhode Island	9 1		
									192 A	Charleston So.	6 5		
									192 H	Charleston So.	5 4		
									193 A	Delaware	7 6		
									193 A	Delaware	12 4		
			LAST 15 GAMES										
			147 H	VCU	5 7	192 A	Charleston So.	6 5					
			147 H	VCU	10 0	170 A	William & Mary	4 0					
			75 H	James Madison	3 1	170 A	William & Mary	12 5					
			165 H	Georgia St.	10 8								
			75 H	James Madison	7 8								

Non-Div. I Games:

UNC Wilmington

26	A	Col. of Charleston	8	10
26	H	Col. of Charleston	3	2

RPI	S	Opponent	Score	
193	A	Delaware	10	3
197	H	Towson	2	7
197	H	Towson	7	3
197	H	Towson	12	6
200	H	Morehead St.	12	2
216	H	Stony Brook	2	6
216	H	Stony Brook	11	3
219	H	Lehigh	4	5
226	H	Campbell	8	5
245	H	Akron	4	5
245	H	Akron	5	11
246	A	Northeastern	1	4
246	A	Northeastern	3	4
246	A	Northeastern	4	2
266	H	Duquesne	10	1
266	H	Duquesne	4	3
266	H	Duquesne	14	7

UNC Wilmington

U  
N  
C  
W  
i  
l  
m  
i  
n  
g  
t  
o  
n

U  
N  
C  
W  
i  
l  
m  
i  
n  
g  
t  
o  
n

UNLV				Through Games Of Sunday, May 30, 2010											
Average RPI Win: 159		WON-LOST	WINNING	LAST 15	STRENGTH OF		OPP. STRENGTH	TEAM	ADJ		CONF.	ADJ CONF.			
Average RPI Loss: 93		RECORD	PCT. RANK	GAMES	SCHEDULE		OF SCHEDULE	RPI	RPI		RPI	RPI			
DIV. I ONLY		29-29-0	.5	148	5-10-0		175	70	149	.49931	150	10	10		
DIV. I NON-CONF.		16-14-0	.53333	126	0-2-0		237	78	168	.49099	165	9	8		
TOTALS		RPI 1-25	RPI 26-50		W-L RECORDS		RPI 51-100		RPI 101-150		RPI 150+				
29-29-0		1-5-0	2-3-0		OVERALL		3-10-0		11-8-0		12-3-0				
21-14-0		0-0-0	1-2-0		HOME		2-4-0		6-5-0		12-3-0				
6-13-0		1-4-0	0-0-0		AWAY		1-6-0		4-3-0		0-0-0				
2-2-0		0-1-0	1-1-0		NEUTRAL		0-0-0		1-0-0		0-0-0				
16-14-0		1-1-0	0-0-0		NON-CONFERENCE		3-7-0		3-3-0		9-3-0				
14-9-0		0-0-0	0-0-0		HOME		2-4-0		3-2-0		9-3-0				
2-5-0		1-1-0	0-0-		AWAY		1-3-0		0-1-0		0-0-0				
0-0-0		0-0-0	0-0-0		NEUTRAL		0-0-0		0-0-0		0-0-0				
13-15-0		0-4-0	2-3-0		CONFERENCE		0-3-0		8-5-0		3-0-0				
7-5-0		0-0-0	1-2-0		HOME		0-0-0		3-3-0		3-0-0				
4-8-0		0-3-0	0-0-0		AWAY		0-3-0		4-2-0		0-0-0				
2-2-0		0-1-0	1-1-0		NEUTRAL		0-0-0		1-0-0		0-0-0				
RPI	S	Opponent	Score	RPI	S	Opponent	Score	RPI	S	Opponent	Score	RPI	S	Opponent	Score
15	A	TCU	5 15	46	H	New Mexico	7 5	60	H	Texas Tech	10 8	110	A	BYU	11 5
15	A	TCU	1 7	46	H	New Mexico	3 7	60	H	Texas Tech	9 11	110	A	BYU	4 8
15	A	TCU	8 9	46	H	New Mexico	2 6	71	A	UC Riverside	7 11	110	A	BYU	11 12
15	N	TCU	2 5	46	N	New Mexico	6 3	71	H	UC Riverside	10 18	110	H	BYU	7 16
24	A	Arizona	4 5	46	N	New Mexico	3 10	87	H	Long Beach St.	1 10	110	H	BYU	9 8
24	A	Arizona	12 10					87	H	Long Beach St.	2 1	110	H	BYU	12 6
								87	H	Long Beach St.	8 17	110	N	BYU	9 1
								89	A	Tulane	2 10	121	A	Cal St. Northridge	7 13
								89	A	Tulane	4 3	121	H	Cal St. Northridge	8 11
								89	A	Tulane	1 7	138	A	Utah	6 0
								100	A	San Diego St.	4 8	138	A	Utah	4 2
								100	A	San Diego St.	6 12	138	A	Utah	4 1
								100	A	San Diego St.	4 6	138	H	Utah	10 11
												138	H	Utah	5 25
												138	H	Utah	12 11
												146	H	Columbia	6 8
												146	H	Columbia	14 5
												146	H	Columbia	11 4
												146	H	Columbia	13 12
												182	H	Northwestern	4 3
												182	H	Northwestern	6 20
												182	H	Northwestern	12 8
												182	H	Northwestern	12 4
												223	H	Sacramento St.	18 14
												223	H	Sacramento St.	5 19
												223	H	Sacramento St.	8 10
												249	H	Air Force	11 7
				LAST 15 GAMES											
				46	N	New Mexico	3 10	121	H	Cal St. Northridge	8 11	182	H	Northwestern	12 4
				15	N	TCU	2 5	138	H	Utah	10 11	223	H	Sacramento St.	18 14
				46	N	New Mexico	6 3	138	H	Utah	5 25	223	H	Sacramento St.	5 19
				110	N	BYU	9 1					223	H	Sacramento St.	8 10
				100	A	San Diego St.	4 6					249	H	Air Force	11 7

Non-Div. I Games:

UNLV

100	A	San Diego St.	6	12
100	A	San Diego St.	4	8

RPI	S	Opponent	Score	
249	H	Air Force	23	8
249	H	Air Force	9	4
259	H	Southern Utah	5	4
265	H	Temple	12	10
265	H	Temple	10	9
265	H	Temple	22	6
265	H	Temple	10	8

Average RPI Win: 207		WON-LOST	WINNING	LAST 15	STRENGTH OF		OPP. STRENGTH	TEAM	ADJ	CONF.	ADJ CONF.			
Average RPI Loss: 152		RECORD	PCT. RANK	GAMES	SCHEDULE		OF SCHEDULE	RPI	RPI	RPI	RPI			
DIV. I ONLY		22-30-0	.42308	207	5-10-0		234	199	233	.45181	235	19	19	
DIV. I NON-CONF.		14-14-0	.5	143	1-2-0		257	238	209	.46026	213	19	19	
TOTALS		RPI 1-25	RPI 26-50		W-L RECORDS		RPI 51-100		RPI 101-150		RPI 150+			
22-30-0	0-1-0	0-1-0		OVERALL		2-3-0		2-7-0		18-18-0				
13-10-0	0-0-0	0-0-0		HOME		2-2-0		1-0-0		10-8-0				
7-20-0	0-1-0	0-1-0		AWAY		0-1-0		1-7-0		6-10-0				
2-0-0	0-0-0	0-0-0		NEUTRAL		0-0-0		0-0-0		2-0-0				
14-14-0	0-1-0	0-1-0		NON-CONFERENCE		1-1-0		2-4-0		11-7-0				
8-3-0	0-0-0	0-0-0		HOME		1-0-0		1-0-0		6-3-0				
4-11-0	0-1-0	0-0-		AWAY		0-1-0		1-4-0		3-4-0				
2-0-0	0-0-0	0-0-0		NEUTRAL		0-0-0		0-0-0		2-0-0				
8-16-0	0-0-0	0-0-0		CONFERENCE		1-2-0		0-3-0		7-11-0				
5-7-0	0-0-0	0-0-0		HOME		1-2-0		0-0-0		4-5-0				
3-9-0	0-0-0	0-0-0		AWAY		0-0-0		0-3-0		3-6-0				
0-0-0	0-0-0	0-0-0		NEUTRAL		0-0-0		0-0-0		0-0-0				
RPI	S	Opponent	Score		RPI	S	Opponent	Score		RPI	S	Opponent	Score	
13	A	Vanderbilt	1	9	27	A	Mississippi	6	15	86	H	Jacksonville St.	9	7
										86	H	Jacksonville St.	9	11
										86	H	Jacksonville St.	6	11
										95	A	Arkansas St.	3	8
										95	H	Arkansas St.	17	12
										104	H	Memphis	5	4
										124	A	Indiana St.	7	12
										124	A	Indiana St.	4	5
										124	A	Indiana St.	4	3
										129	A	Austin Peay	9	11
										129	A	Austin Peay	3	9
										129	A	Austin Peay	7	9
										141	A	UALR	5	7
										141	A	UALR	7	8
										151	A	Nicholls St.	2	8
										163	A	Murray St.	5	13
										163	A	Murray St.	5	7
										163	A	Murray St.	2	20
										169	A	Southern Ill.	3	15
										169	H	Southern Ill.	3	20
										171	A	Belmont	16	9
										171	H	Belmont	6	16
										172	H	Eastern Ky.	3	7
										172	H	Eastern Ky.	18	9
										172	H	Eastern Ky.	4	7
										174	H	Tennessee Tech	7	9
										174	H	Tennessee Tech	12	9
										174	H	Tennessee Tech	2	6
										175	H	Southeast Mo. St.	12	4
										175	H	Southeast Mo. St.	6	3
										175	H	Southeast Mo. St.	1	15
										184	N	Bryant	6	3
LAST 15 GAMES														
					129	A	Austin Peay	9	11	171	H	Belmont	6	16
					129	A	Austin Peay	3	9	200	A	Morehead St.	9	10
					129	A	Austin Peay	7	9	200	A	Morehead St.	17	8
					171	A	Belmont	16	9					
					174	H	Tennessee Tech	12	9					

Non-Div. I Games: King (TN)

8 6

King (TN)

4 5

Lambuth

7 6

UT Martin

174 H Tennessee Tech	2	6
174 H Tennessee Tech	7	9

RPI	S	Opponent	Score	
198	A	Lipscomb	4	7
198	H	Lipscomb	1	4
200	A	Morehead St.	17	8
200	A	Morehead St.	9	10
200	A	Morehead St.	10	9
229	A	Eastern Ill.	2	1
229	A	Eastern Ill.	2	5
229	A	Eastern Ill.	3	7
243	N	Houston Baptist	7	4
267	A	SIU Edwardsville	11	7
267	A	SIU Edwardsville	7	4
267	A	SIU Edwardsville	3	6
274	H	IPFW	7	6
274	H	IPFW	5	1
274	H	IPFW	5	2
288	H	Cleveland St.	16	9
288	H	Cleveland St.	17	6
288	H	Cleveland St.	20	11

UT Martin

U  
T  
M  
a  
r  
t  
i  
n

U  
T  
M  
a  
r  
t  
i  
n

Average RPI Win: 150		WON-LOST RECORD		WINNING PCT. RANK		LAST 15 GAMES		STRENGTH OF SCHEDULE		OPP. STRENGTH OF SCHEDULE		TEAM RPI		ADJ RPI		CONF. RPI		ADJ CONF. RPI	
DIV. I ONLY		22-28-0		.44 198		9-6-0		77		124		142		.50416 142		12		12	
DIV. I NON-CONF.		9-8-0		.52941 130		0-1-0		12		131		58		.54831 63		12		12	
TOTALS		RPI 1-25		RPI 26-50		W-L RECORDS		RPI 51-100		RPI 101-150		RPI 150+							
22-28-0		0-3-0		0-1-0		OVERALL		2-12-0		11-7-0		9-5-0							
14-10-0		0-0-0		0-0-0		HOME		1-4-0		8-3-0		5-3-0							
8-16-0		0-3-0		0-1-0		AWAY		1-8-0		3-2-0		4-2-0							
0-2-0		0-0-0		0-0-0		NEUTRAL		0-0-0		0-2-0		0-0-0							
9-8-0		0-3-0		0-1-0		NON-CONFERENCE		1-1-0		6-3-0		2-0-0							
6-2-0		0-0-0		0-0-0		HOME		0-1-0		4-1-0		2-0-0							
3-4-0		0-3-0		0-0-		AWAY		1-0-0		2-0-0		0-0-0							
0-2-0		0-0-0		0-0-0		NEUTRAL		0-0-0		0-2-0		0-0-0							
13-20-0		0-0-0		0-0-0		CONFERENCE		1-11-0		5-4-0		7-5-0							
8-8-0		0-0-0		0-0-0		HOME		1-3-0		4-2-0		3-3-0							
5-12-0		0-0-0		0-0-0		AWAY		0-8-0		1-2-0		4-2-0							
0-0-0		0-0-0		0-0-0		NEUTRAL		0-0-0		0-0-0		0-0-0							
RPI S	Opponent	Score		RPI S	Opponent	Score		RPI S	Opponent	Score		RPI S	Opponent	Score					
5 A	Texas	4	6	35 A	Baylor	3	4	51 A	Texas St.	0	10	109 H	Iowa	4	2				
15 A	TCU	12	17					51 A	Texas St.	5	6	115 A	Lamar	2	4				
20 A	Texas A&M	5	14					51 H	Texas St.	10	11	115 A	Lamar	9	13				
								53 A	Southeastern La.	9	10	115 A	Lamar	14	4				
								53 A	Southeastern La.	8	15	120 H	McNeese St.	11	10				
								53 A	Southeastern La.	0	2	120 H	McNeese St.	7	6				
								63 A	Northwestern St.	0	10	120 H	McNeese St.	11	10				
								63 A	Northwestern St.	5	6	124 H	Indiana St.	11	10				
								63 A	Northwestern St.	2	12	124 H	Indiana St.	4	2				
								83 A	Houston	6	5	124 H	Indiana St.	4	2				
								83 H	Houston	8	14	124 H	Indiana St.	9	10				
								91 H	Stephen F. Austin	9	13	126 H	Texas-Arlington	0	7				
								91 H	Stephen F. Austin	2	4	126 H	Texas-Arlington	8	2				
								91 H	Stephen F. Austin	9	8	126 H	Texas-Arlington	1	8				
												132 A	San Francisco	9	8				
												132 A	San Francisco	2	1				
												132 N	San Francisco	2	8				
												132 N	San Francisco	2	3				
												151 H	Nicholls St.	10	6				
												151 H	Nicholls St.	3	2				
												151 H	Nicholls St.	6	1				
												199 H	Sam Houston St.	6	8				
												199 H	Sam Houston St.	5	9				
												199 H	Sam Houston St.	6	9				
												203 A	A&M-Corpus Christi	4	5				
												203 A	A&M-Corpus Christi	19	5				
												203 A	A&M-Corpus Christi	15	10				

Non-Div. I Games:

UTSA



120 H McNeese St.	11	10
151 H Nicholls St.	6	1

RPI	S	Opponent	Score	
214	A	Central Ark.	2	1
214	A	Central Ark.	6	11
214	A	Central Ark.	5	4
243	H	Houston Baptist	9	2
243	H	Houston Baptist	7	2

UTSA

U  
T  
S  
A

U  
T  
S  
A

**Non-Div. I Games:**

Utah

Utah

Through Games Of Sunday, May 30, 2010

150	A	UNLV	11	10
150	A	UNLV	25	5

RPI	S	Opponent	Score	
259	H	Southern Utah	15	7

Utah

U  
t  
a  
h

U  
t  
a  
h

Average RPI Win: 246		WON-LOST	WINNING	LAST 15	STRENGTH OF		OPP. STRENGTH	TEAM	ADJ		CONF.	ADJ CONF.			
Average RPI Loss: 137		RECORD	PCT. RANK	GAMES	SCHEDULE		OF SCHEDULE	RPI	RPI		RPI	RPI			
DIV. I ONLY		42-17-0	.71186	14	14-1-0		290	245	153	.49435	161	30	30		
DIV. I NON-CONF.		12-15-0	.44444	184	2-1-0		262	80	221	.45314	226	30	30		
TOTALS		RPI 1-25	RPI 26-50		W-L RECORDS		RPI 51-100		RPI 101-150		RPI 150+				
42-17-0		0-4-0	0-1-0		OVERALL		1-2-0		3-3-0		38-7-0				
16-8-0		0-0-0	0-0-0		HOME		1-2-0		0-2-0		15-4-0				
22-6-0		0-3-0	0-0-0		AWAY		0-0-0		3-0-0		19-3-0				
4-3-0		0-1-0	0-1-0		NEUTRAL		0-0-0		0-1-0		4-0-0				
12-15-0		0-4-0	0-1-0		NON-CONFERENCE		1-2-0		3-3-0		8-5-0				
4-8-0		0-0-0	0-0-0		HOME		1-2-0		0-2-0		3-4-0				
8-4-0		0-3-0	0-0-		AWAY		0-0-0		3-0-0		5-1-0				
0-3-0		0-1-0	0-1-0		NEUTRAL		0-0-0		0-1-0		0-0-0				
30-2-0		0-0-0	0-0-0		CONFERENCE		0-0-0		0-0-0		30-2-0				
12-0-0		0-0-0	0-0-0		HOME		0-0-0		0-0-0		12-0-0				
14-2-0		0-0-0	0-0-0		AWAY		0-0-0		0-0-0		14-2-0				
4-0-0		0-0-0	0-0-0		NEUTRAL		0-0-0		0-0-0		4-0-0				
RPI S	Opponent	Score		RPI S	Opponent	Score		RPI S	Opponent	Score		RPI S	Opponent	Score	
24 A	Arizona	1	8	50 N	FIU	4	5	94 H	Portland	8	7	110 A	BYU	14	12
24 A	Arizona	1	18					94 H	Portland	1	3	110 H	BYU	10	14
24 A	Arizona	7	8					94 H	Portland	4	10	138 A	Utah	10	8
25 N	Oregon St.	0	9									138 A	Utah	6	4
												138 H	Utah	3	5
												140 N	Cal Poly	6	8
												190 H	Gonzaga	12	23
												190 H	Gonzaga	21	17
												190 H	Gonzaga	3	8
												202 A	Northern Colo.	23	9
												202 A	Northern Colo.	8	5
												202 A	Northern Colo.	3	1
												202 A	Northern Colo.	4	10
												202 N	Northern Colo.	4	3
												243 A	Houston Baptist	19	10
												243 A	Houston Baptist	9	6
												243 A	Houston Baptist	7	6
												243 A	Houston Baptist	21	3
												243 N	Houston Baptist	9	2
												252 A	Seattle	2	1
												252 A	Seattle	9	11
												257 A	NYIT	9	3
												257 A	NYIT	0	7
												257 A	NYIT	21	6
												257 A	NYIT	14	3
												259 A	Southern Utah	19	13
												259 A	Southern Utah	13	1
LAST 15 GAMES				202 N	Northern Colo.	4	3	243 A	Houston Baptist	9	6	257 A	NYIT	21	6
				243 N	Houston Baptist	9	2	110 A	BYU	14	12	257 A	NYIT	14	3
				269 N	North Dakota	11	7	289 H	NJIT	23	2	259 A	Southern Utah	19	13
				298 N	Chicago St.	9	8					259 A	Southern Utah	13	1
				243 A	Houston Baptist	21	3								

Non-Div. I Games:

Utah Valley

243 A Houston Baptist	7	6
243 A Houston Baptist	19	10

RPI	S	Opponent	Score	
259	A	Southern Utah	21	10
259	A	Southern Utah	12	6
259	H	Southern Utah	23	9
259	H	Southern Utah	11	13
259	H	Southern Utah	10	5
259	H	Southern Utah	7	9
268	H	Tex.-Pan American	19	11
268	H	Tex.-Pan American	7	2
268	H	Tex.-Pan American	8	7
268	H	Tex.-Pan American	8	7
269	H	North Dakota	15	9
269	H	North Dakota	12	2
269	H	North Dakota	6	5
269	H	North Dakota	10	6
269	N	North Dakota	11	7
289	H	NJIT	24	7
289	H	NJIT	7	1
289	H	NJIT	23	2
289	H	NJIT	13	3
298	A	Chicago St.	21	15
298	A	Chicago St.	8	1
298	A	Chicago St.	14	6
298	A	Chicago St.	7	6
298	N	Chicago St.	9	8

U  
t  
a  
h  
V  
a  
l  
l  
e  
y

U  
t  
a  
h  
V  
a  
l  
l  
e  
y

Average RPI Win: 192		WON-LOST	WINNING	LAST 15	STRENGTH OF		OPP. STRENGTH	TEAM	ADJ		CONF.	ADJ CONF.		
Average RPI Loss: 119		RECORD	PCT. RANK	GAMES	SCHEDULE		OF SCHEDULE	RPI	RPI		RPI	RPI		
DIV. I ONLY		31-24-1	.5625	103	7-6-0		190	182	141	.50083	147	18	18	
DIV. I NON-CONF.		12-16-0	.42857	190	0-3-0		238	204	217	.45514	219	18	18	
<hr/>														
TOTALS		RPI 1-25		RPI 26-50		W-L RECORDS		RPI 51-100		RPI 101-150		RPI 150+		
31-24-1		0-2-0		0-5-0		OVERALL		6-8-0		0-0-0		25-11-1		
14-12-1		0-0-0		0-4-0		HOME		2-2-0		0-0-0		12-6-1		
15-11-0		0-2-0		0-1-0		AWAY		3-5-0		0-0-0		12-4-0		
2-2-0		0-0-0		0-0-0		NEUTRAL		1-1-0		0-0-0		1-1-0		
<hr/>														
12-16-0		0-2-0		0-5-0		NON-CONFERENCE		2-3-0		0-0-0		10-8-0		
8-7-0		0-0-0		0-4-0		HOME		1-0-0		0-0-0		7-3-0		
4-9-0		0-2-0		0-0-		AWAY		1-2-0		0-0-0		3-4-0		
0-2-0		0-0-0		0-0-0		NEUTRAL		0-1-0		0-0-0		0-1-0		
<hr/>														
19-8-1		0-0-0		0-0-0		CONFERENCE		4-5-0		0-0-0		15-3-1		
6-5-1		0-0-0		0-0-0		HOME		1-2-0		0-0-0		5-3-1		
11-3-0		0-0-0		0-0-0		AWAY		2-3-0		0-0-0		9-0-0		
2-0-0		0-0-0		0-0-0		NEUTRAL		1-0-0		0-0-0		1-0-0		
<hr/>														
RPI	S	Opponent	Score		RPI	S	Opponent	Score		RPI	S	Opponent	Score	
3	A	Virginia	4	15	40	H	Western Ky.	4	19	58	N	St. John's (NY)	6	8
3	A	Virginia	5	10	40	H	Western Ky.	3	15	75	H	James Madison	8	11
					40	H	Western Ky.	4	9	75	H	James Madison	6	1
					49	A	Liberty	6	7	75	H	James Madison	2	7
					49	H	Liberty	4	7	75	N	James Madison	6	3
										90	A	VMI	11	4
										90	H	VMI	7	3
										96	A	UNC Wilmington	5	10
										96	A	UNC Wilmington	4	3
										96	A	UNC Wilmington	3	7
										96	A	UNC Wilmington	7	5
										96	A	UNC Wilmington	0	10
										99	A	Bethune-Cookman	6	10
										99	A	Bethune-Cookman	1	8

Non-Div. I Games: Virginia St. 3 1 Virginia St. 19 1 Randolph-Macon 12 0

VCU

165 N Georgia St.	7	4
75 H James Madison	2	7

RPI	S	Opponent	Score	
246	H	Northeastern	5	4
250	H	Fairfield	7	6
250	H	Fairfield	5	7
250	H	Fairfield	4	6
250	H	Fairfield	3	2
281	H	Quinnipiac	20	3
285	A	Norfolk St.	10	7
288	H	Cleveland St.	13	1
288	H	Cleveland St.	10	7
288	H	Cleveland St.	6	5

VCU

V  
C  
U

V  
C  
U

V  
M  
I

Tie, Loss, Non-Conf, S Site, H Home, A Away, N Neutral Page 560



256 H Presbyterian	10	7
98 H Winthrop	7	5

RPI	S	Opponent	Score	
262	H	La Salle	12	8
262	H	La Salle	11	1
262	H	La Salle	14	4
262	H	La Salle	5	3
297	H	Md.-East. Shore	20	1
297	H	Md.-East. Shore	8	4
297	H	Md.-East. Shore	18	4

V  
M  
I

V  
M  
I

Average RPI Win: 255		WON-LOST	WINNING	LAST 15	STRENGTH OF		OPP. STRENGTH	TEAM	ADJ	CONF.	ADJ CONF.
Average RPI Loss: 177		RECORD	PCT. RANK	GAMES	SCHEDULE		OF SCHEDULE	RPI	RPI	RPI	RPI
DIV. I ONLY		21-32-0	.39623	227	6-9-0		280	257	266	.42338	264
DIV. I NON-CONF.		10-20-0	.33333	236	1-1-0		266	240	271	.42046	266
TOTALS		RPI 1-25	RPI 26-50		W-L RECORDS		RPI 51-100		RPI 101-150		RPI 150+
21-32-0		0-3-0	0-0-0		OVERALL		0-0-0		0-6-0		21-23-0
10-6-0		0-0-0	0-0-0		HOME		0-0-0		0-1-0		10-5-0
6-16-0		0-2-0	0-0-0		AWAY		0-0-0		0-4-0		6-10-0
5-10-0		0-1-0	0-0-0		NEUTRAL		0-0-0		0-1-0		5-8-0
10-20-0		0-3-0	0-0-0		NON-CONFERENCE		0-0-0		0-6-0		10-11-0
5-1-0		0-0-0	0-0-0		HOME		0-0-0		0-1-0		5-0-0
2-11-0		0-2-0	0-0-		AWAY		0-0-0		0-4-0		2-5-0
3-8-0		0-1-0	0-0-0		NEUTRAL		0-0-0		0-1-0		3-6-0
11-12-0		0-0-0	0-0-0		CONFERENCE		0-0-0		0-0-0		11-12-0
5-5-0		0-0-0	0-0-0		HOME		0-0-0		0-0-0		5-5-0
4-5-0		0-0-0	0-0-0		AWAY		0-0-0		0-0-0		4-5-0
2-2-0		0-0-0	0-0-0		NEUTRAL		0-0-0		0-0-0		2-2-0
RPI S	Opponent	Score	RPI S	Opponent	Score	RPI S	Opponent	Score	RPI S	Opponent	Score
17 A	South Carolina	4 12							103 N	Indiana	2 11
17 A	South Carolina	3 7							106 A	Jacksonville	14 23
18 N	Oklahoma	9 12							107 H	Central Mich.	4 17
									120 A	McNeese St.	0 12
									120 A	McNeese St.	6 7
									120 A	McNeese St.	2 8
									154 A	Purdue	5 14
									175 A	Southeast Mo. St.	4 17
									175 A	Southeast Mo. St.	7 8
									175 A	Southeast Mo. St.	3 5
									176 H	Wright St.	4 10
									176 H	Wright St.	1 11
									180 A	Gardner-Webb	4 9
									180 A	Gardner-Webb	10 4
									180 A	Gardner-Webb	7 5
									182 N	Northwestern	8 10
									191 N	Notre Dame	1 8
									201 H	Northern Ill.	10 7
									204 N	Maine	8 16
									209 N	Richmond	9 1
									211 A	Milwaukee	17 3
									211 A	Milwaukee	0 3
									211 A	Milwaukee	5 7
									211 N	Milwaukee	1 3
									211 N	Milwaukee	1 3
									219 A	Ill.-Chicago	5 10
									219 A	Ill.-Chicago	9 8
LAST 15 GAMES			LAST 15 GAMES			LAST 15 GAMES			LAST 15 GAMES		
211 N	Milwaukee	1 3	273 H	Youngstown St.	14 3	211 A	Milwaukee	0 3	211 A	Milwaukee	5 7
219 N	Ill.-Chicago	10 5	273 H	Youngstown St.	5 15	211 N	Milwaukee	1 3	211 N	Milwaukee	1 3
211 N	Milwaukee	1 3	201 H	Northern Ill.	10 7	211 N	Milwaukee	1 3	219 A	Ill.-Chicago	5 10
279 N	Butler	7 3				219 A	Ill.-Chicago	9 8			
219 A	Ill.-Chicago	5 10									

Non-Div. I Games:

Ind.-Northwest

17 1

St. Francis (IN)

8 1

Wabash

14 6

Valparaiso

219 A Ill.-Chicago	9	8
219 A Ill.-Chicago	10	13

RPI	S	Opponent	Score
219	A	Ill.-Chicago	10 13
219	N	Ill.-Chicago	10 5
246	N	Northeastern	1 7
250	N	Fairfield	1 2
263	N	St. Bonaventure	17 13
266	N	Duquesne	2 3
271	N	Western Mich.	10 7
273	A	Youngstown St.	4 0
273	A	Youngstown St.	1 8
273	A	Youngstown St.	6 4
273	H	Youngstown St.	5 15
273	H	Youngstown St.	14 3
274	H	IPFW	14 4
279	H	Butler	1 2
279	H	Butler	7 8
279	H	Butler	7 2
279	N	Butler	7 3
288	H	Cleveland St.	14 8
288	H	Cleveland St.	9 2
288	H	Cleveland St.	10 2
298	H	Chicago St.	13 3
298	H	Chicago St.	16 4
298	H	Chicago St.	26 5

Average RPI Win:		101	WON-LOST RECORD		WINNING PCT. RANK		LAST 15 GAMES		STRENGTH OF SCHEDULE		OPP. STRENGTH OF SCHEDULE		TEAM RPI		ADJ RPI		CONF. RPI		ADJ CONF. RPI					
DIV. I ONLY			41-17-0		.7069		17		8-7-0		30		15		13		.60228		13		2		1	
DIV. I NON-CONF.			24-3-0		.88889		5		5-3-0		160		95		18		.60096		17		1		1	
TOTALS		RPI 1-25		RPI 26-50				W-L RECORDS				RPI 51-100				RPI 101-150				RPI 150+				
41-17-0		13-16-0		5-3-0				OVERALL				10-0-0				4-1-0				14-0-0				
27-6-0		5-5-0		3-1-0				HOME				2-0-0				4-0-0				13-0-0				
12-9-0		7-9-0		2-2-0				AWAY				5-0-0				0-1-0				1-0-0				
4-2-0		1-2-0		0-0-0				NEUTRAL				3-0-0				0-0-0				0-0-0				
24-3-0		4-4-0		1-1-0				NON-CONFERENCE				7-0-0				3-1-0				14-0-0				
19-1-0		1-0-0		0-1-0				HOME				2-0-0				3-0-0				13-0-0				
7-5-0		3-4-0		1-0-				AWAY				2-0-0				0-1-0				1-0-0				
3-0-0		0-0-0		0-0-0				NEUTRAL				3-0-0				0-0-0				0-0-0				
17-14-0		9-12-0		4-2-0				CONFERENCE				3-0-0				1-0-0				0-0-0				
8-5-0		4-5-0		3-0-0				HOME				0-0-0				1-0-0				0-0-0				
8-7-0		4-5-0		1-2-0				AWAY				3-0-0				0-0-0				0-0-0				
1-2-0		1-2-0		0-0-0				NEUTRAL				0-0-0				0-0-0				0-0-0				
RPI	S	Opponent		Score		RPI	S	Opponent		Score		RPI	S	Opponent		Score		RPI	S	Opponent		Score		
4	A	Florida		2	3	33	H	Kentucky		2	1	65	A	Southern California		10	1	103	H	Indiana		6	5	
4	A	Florida		7	0	33	H	Kentucky		9	8	67	A	Middle Tenn.		11	10	116	H	Kent St.		7	1	
4	A	Florida		3	7	33	H	Kentucky		7	0	67	H	Middle Tenn.		1	0	119	H	Georgia		17	5	
4	N	Florida		2	5	40	A	Western Ky.		17	6	73	A	Mississippi St.		13	8	129	A	Austin Peay		4	5	
6	A	UCLA		2	9	40	H	Western Ky.		2	17	73	A	Mississippi St.		13	7	129	H	Austin Peay		2	1	
7	A	Louisville		1	7	47	A	Tennessee		3	4	73	A	Mississippi St.		14	4	171	H	Belmont		12	5	
7	A	Louisville		7	0	47	A	Tennessee		2	4	85	H	Illinois St.		9	2	174	H	Tennessee Tech		10	1	
7	A	Louisville		3	2	47	A	Tennessee		10	1	85	N	Illinois St.		10	4	176	H	Wright St.		18	2	
7	H	Louisville		11	10							85	N	Illinois St.		8	7	198	A	Lipscomb		13	10	
9	H	Arkansas		4	3							97	N	Oklahoma St.		7	6	198	H	Lipscomb		10	4	
9	H	Arkansas		3	4													217	H	Wofford		10	7	
9	H	Arkansas		5	7													217	H	Wofford		7	2	
9	N	Arkansas		2	0													235	H	UT Martin		9	1	
12	A	Alabama		1	4													247	H	Ohio		5	1	
12	A	Alabama		2	8													247	H	Ohio		14	3	
12	A	Alabama		5	4													247	H	Ohio		7	4	
14	A	Florida St.		6	2													248	H	Niagara		16	2	
14	A	Florida St.		6	7													248	H	Niagara		9	0	
14	A	Florida St.		8	9													248	H	Niagara		21	3	
16	H	Auburn		3	2																			
16	H	Auburn		2	12																			
16	H	Auburn		11	6	LAST 15 GAMES																		
17	H	South Carolina		0	2	14	A	Florida St.		6	7	85	N	Illinois St.		8	7							
17	H	South Carolina		2	3	14	A	Florida St.		6	2	4	N	Florida		2	5							
17	H	South Carolina		8	2	14	A	Florida St.		8	9	22	N	LSU		5	7							
22	A	LSU		6	2	7	A	Louisville		3	2													
22	A	LSU		15	16	7	A	Louisville		7	0													

Vanderbilt

RPI	S	Opponent	Score	
22	A	LSU	4	3
22	N	LSU	5	7
85	N	Illinois St.	10	4
7	A	Louisville	1	7

V  
a  
n  
d  
e  
r  
b  
i  
l  
t

V  
a  
n  
d  
e  
r  
b  
i  
l  
t

Non-Div. I Games:

Average RPI Win: 200		WON-LOST RECORD		WINNING PCT. RANK		LAST 15 GAMES		STRENGTH OF SCHEDULE		OPP. STRENGTH OF SCHEDULE		TEAM RPI		ADJ RPI		CONF. RPI		ADJ CONF. RPI	
DIV. I ONLY		28-23-0		.54902 113		8-7-0		180		163		140		.50272 143		7		7	
DIV. I NON-CONF.		19-5-0		.79167 21		2-1-0		290		278		108		.51496 112		8		9	
TOTALS		RPI 1-25		RPI 26-50		W-L RECORDS		RPI 51-100		RPI 101-150		RPI 150+							
28-23-0		0-6-0		1-0-0		OVERALL		3-6-0		4-5-0		20-6-0							
12-10-0		0-0-0		0-0-0		HOME		0-3-0		2-2-0		10-5-0							
10-11-0		0-6-0		0-0-0		AWAY		3-3-0		1-2-0		6-0-0							
6-2-0		0-0-0		1-0-0		NEUTRAL		0-0-0		1-1-0		4-1-0							
19-5-0		0-0-0		1-0-0		NON-CONFERENCE		0-0-0		1-2-0		17-3-0							
7-3-0		0-0-0		0-0-0		HOME		0-0-0		0-1-0		7-2-0							
6-0-0		0-0-0		0-0-		AWAY		0-0-0		0-0-0		6-0-0							
6-2-0		0-0-0		1-0-0		NEUTRAL		0-0-0		1-1-0		4-1-0							
9-18-0		0-6-0		0-0-0		CONFERENCE		3-6-0		3-3-0		3-3-0							
5-7-0		0-0-0		0-0-0		HOME		0-3-0		2-1-0		3-3-0							
4-11-0		0-6-0		0-0-0		AWAY		3-3-0		1-2-0		0-0-0							
0-0-0		0-0-0		0-0-0		NEUTRAL		0-0-0		0-0-0		0-0-0							
RPI S	Opponent	Score		RPI S	Opponent	Score		RPI S	Opponent	Score		RPI S	Opponent	Score					
7 A	Louisville	4	12	39 N	Kansas St.	8	5	52 A	Rutgers	4	8	103 N	Indiana	8	1				
7 A	Louisville	0	7					52 A	Rutgers	7	3	105 A	West Virginia	7	9				
7 A	Louisville	6	10					52 A	Rutgers	7	5	105 A	West Virginia	5	4				
23 A	Connecticut	1	2					57 H	Pittsburgh	3	5	105 A	West Virginia	2	3				
23 A	Connecticut	0	4					57 H	Pittsburgh	5	8	109 N	Iowa	2	11				
23 A	Connecticut	2	8					57 H	Pittsburgh	7	12	133 H	Marist	10	11				
								93 A	South Fla.	10	7	136 H	Cincinnati	3	0				
								93 A	South Fla.	0	5	136 H	Cincinnati	3	4				
								93 A	South Fla.	2	7	136 H	Cincinnati	5	2				
												154 N	Purdue	13	5				
												181 H	Georgetown	6	5				
												181 H	Georgetown	16	4				
												181 H	Georgetown	3	7				
												191 H	Notre Dame	1	4				
												191 H	Notre Dame	2	3				
												191 H	Notre Dame	12	5				
												212 H	Bucknell	6	5				
												219 H	Lehigh	3	4				
												227 H	Penn	17	5				
												246 N	Northeastern	11	0				
												248 H	Niagara	2	1				
												251 A	St. Joseph's	4	0				
												253 H	Lafayette	12	6				
												262 A	La Salle	13	4				
												262 H	La Salle	10	7				
												263 N	St. Bonaventure	14	1				
												265 A	Temple	17	10				

**Non-Div. I Games: USP**

4 3

Villanova

191	H	Notre Dame	12	5
265	H	Temple	4	6

RPI	S	Opponent	Score	
265	H	Temple	4	6
266	N	Duquesne	9	6
271	N	Western Mich.	7	8
273	H	Youngstown St.	9	3
283	H	Fairleigh Dickinson	11	8
285	A	Norfolk St.	13	2
285	A	Norfolk St.	7	3
285	A	Norfolk St.	10	1

Villanova

V  
i  
l  
l  
a  
n  
o  
v  
a

V  
i  
l  
l  
a  
n  
o  
v  
a

Average RPI Win: 90		WON-LOST	WINNING	LAST 15	STRENGTH OF		OPP. STRENGTH	TEAM	ADJ	CONF.	ADJ CONF.
Average RPI Loss: 45		RECORD	PCT. RANK	GAMES	SCHEDULE		OF SCHEDULE	RPI	RPI	RPI	RPI
DIV. I ONLY		47-11-0	.81034	3	10-5-0		9	31	2	.63659	3
DIV. I NON-CONF.		22-3-0	.88	6	4-3-0		47	170	7	.61858	9
TOTALS		RPI 1-25	RPI 26-50		W-L RECORDS		RPI 51-100		RPI 101-150		RPI 150+
47-11-0		14-7-0	8-3-0		OVERALL		9-3-0		5-0-0		15-1-0
30-4-0		9-4-0	6-1-0		HOME		3-1-0		5-0-0		11-1-0
15-6-0		4-2-0	1-2-0		AWAY		6-2-0		0-0-0		4-0-0
2-1-0		1-1-0	1-0-0		NEUTRAL		0-0-0		0-0-0		0-0-0
22-3-0		2-2-0	1-0-0		NON-CONFERENCE		6-3-0		5-0-0		12-1-0
22-4-0		2-2-0	1-0-0		HOME		3-1-0		5-0-0		11-1-0
4-2-0		0-0-0	0-0-		AWAY		3-2-0		0-0-0		1-0-0
0-0-0		0-0-0	0-0-0		NEUTRAL		0-0-0		0-0-0		0-0-0
25-8-0		12-5-0	7-3-0		CONFERENCE		3-0-0		0-0-0		3-0-0
12-3-0		7-2-0	5-1-0		HOME		0-0-0		0-0-0		0-0-0
11-4-0		4-2-0	1-2-0		AWAY		3-0-0		0-0-0		3-0-0
2-1-0		1-1-0	1-0-0		NEUTRAL		0-0-0		0-0-0		0-0-0
RPI S	Opponent	Score	RPI S	Opponent	Score	RPI S	Opponent	Score	RPI S	Opponent	Score
2 H	Coastal Caro.	6 3	27 H	Mississippi	13 7	58 H	St. John's (NY)	5 6	112 H	Marshall	6 3
8 A	Miami (FL)	7 4	34 H	Virginia Tech	5 8	58 H	St. John's (NY)	5 3	145 H	Dartmouth	11 5
8 A	Miami (FL)	3 1	34 H	Virginia Tech	4 2	75 A	James Madison	6 3	145 H	Dartmouth	14 3
8 A	Miami (FL)	4 5	34 H	Virginia Tech	8 2	75 H	James Madison	9 4	147 H	VCU	10 5
8 N	Miami (FL)	12 8	42 H	Boston College	11 1	79 A	East Carolina	1 6	147 H	VCU	15 4
10 H	Georgia Tech	7 4	42 H	Boston College	7 1	79 A	East Carolina	6 2	155 H	George Mason	10 3
10 H	Georgia Tech	7 9	42 H	Boston College	4 3	79 A	East Carolina	14 11	168 A	Maryland	27 4
10 H	Georgia Tech	9 1	42 N	Boston College	6 4	81 A	Duke	10 6	168 A	Maryland	11 2
14 A	Florida St.	5 0	47 A	North Carolina St.	8 4	81 A	Duke	12 3	168 A	Maryland	5 1
14 A	Florida St.	8 9	47 A	North Carolina St.	5 6	81 A	Duke	11 1	170 A	William & Mary	12 6
14 A	Florida St.	9 8	47 A	North Carolina St.	6 7	84 H	Radford	12 2	170 H	William & Mary	9 1
14 N	Florida St.	4 11				90 A	VMI	3 12	173 H	Rhode Island	22 2
18 H	Oklahoma	7 10							173 H	Rhode Island	13 0
18 H	Oklahoma	0 11							173 H	Rhode Island	8 5
18 H	Oklahoma	3 2							176 H	Wright St.	13 3
19 H	Clemson	3 1							176 H	Wright St.	1 2
19 H	Clemson	5 8							181 H	Georgetown	10 5
19 H	Clemson	4 3							197 H	Towson	17 4
21 H	North Carolina	3 2							197 H	Towson	8 5
21 H	North Carolina	5 1							209 H	Richmond	11 3
21 H	North Carolina	5 3							237 H	George Washington	5 2
LAST 15 GAMES											
18 H	Oklahoma	0 11	8 N	Miami (FL)	12 8						
18 H	Oklahoma	7 10	14 N	Florida St.	4 11						
18 H	Oklahoma	3 2	42 N	Boston College	6 4						
58 H	St. John's (NY)	5 3									
58 H	St. John's (NY)	5 6									

Non-Div. I Games:

Virginia



27	H	Mississippi	13	7
147	H	VCU	15	4

V  
i  
r  
g  
i  
n  
i  
a

V  
i  
r  
g  
i  
n  
i  
a

Average RPI Win: 126		WON-LOST	WINNING	LAST 15	STRENGTH OF		OPP. STRENGTH	TEAM	ADJ		CONF.	ADJ CONF.
Average RPI Loss: 55		RECORD	PCT. RANK	GAMES	SCHEDULE		OF SCHEDULE	RPI	RPI		RPI	RPI
DIV. I ONLY		38-20-0	.65517	32	8-7-0		47	38	32		.57408	34
DIV. I NON-CONF.		20-5-0	.8	17	4-2-0		199	248	45		.55831	48
TOTALS		RPI 1-25	RPI 26-50		W-L RECORDS		RPI 51-100		RPI 101-150		RPI 150+	
38-20-0		9-13-0	5-3-0		OVERALL		5-1-0		6-2-0		15-3-0	
24-7-0		2-1-0	4-0-0		HOME		3-1-0		4-2-0		11-3-0	
11-11-0		5-12-0	0-0-0		AWAY		2-0-0		1-0-0		3-0-0	
5-3-0		2-0-0	1-3-0		NEUTRAL		0-0-0		1-0-0		1-0-0	
20-5-0		0-2-0	2-2-0		NON-CONFERENCE		3-0-0		4-1-0		13-2-0	
13-3-0		0-0-0	1-0-0		HOME		1-0-0		2-1-0		9-2-0	
6-2-0		0-2-0	0-0-		AWAY		2-0-0		1-0-0		3-0-0	
3-2-0		0-0-0	1-2-0		NEUTRAL		0-0-0		1-0-0		1-0-0	
18-15-0		9-11-0	3-1-0		CONFERENCE		2-1-0		2-1-0		2-1-0	
11-4-0		2-1-0	3-0-0		HOME		2-1-0		2-1-0		2-1-0	
5-10-0		5-10-0	0-0-0		AWAY		0-0-0		0-0-0		0-0-0	
2-1-0		2-0-0	0-1-0		NEUTRAL		0-0-0		0-0-0		0-0-0	
RPI S	Opponent	Score	RPI S	Opponent	Score	RPI S	Opponent	Score	RPI S	Opponent	Score	
2 A	Coastal Caro.	5 13	32 N	Citadel	2 7	81 H	Duke	18 8	105 N	West Virginia	14 3	
3 A	Virginia	8 5	32 N	Citadel	4 3	81 H	Duke	7 11	130 H	Wake Forest	7 0	
3 A	Virginia	2 8	33 N	Kentucky	6 15	81 H	Duke	11 3	130 H	Wake Forest	0 5	
3 A	Virginia	2 4	42 H	Boston College	10 5	84 A	Radford	16 6	130 H	Wake Forest	2 1	
8 H	Miami (FL)	9 7	42 H	Boston College	9 4	90 A	VMI	9 2	137 A	East Tenn. St.	14 3	
8 H	Miami (FL)	4 2	42 H	Boston College	3 1	90 H	VMI	11 3	139 H	Rider	11 8	
8 H	Miami (FL)	2 9	47 N	North Carolina St.	9 10				139 H	Rider	6 10	
10 A	Georgia Tech	10 3	49 H	Liberty	10 0				146 H	Columbia	22 10	
10 A	Georgia Tech	12 14							168 H	Maryland	13 4	
10 A	Georgia Tech	3 1							168 H	Maryland	8 4	
10 N	Georgia Tech	6 2							168 H	Maryland	0 10	
14 A	Florida St.	10 5							184 H	Bryant	3 5	
14 A	Florida St.	8 7							184 H	Bryant	5 4	
14 A	Florida St.	6 9							192 A	Charleston So.	13 1	
17 A	South Carolina	2 10							192 A	Charleston So.	4 2	
19 A	Clemson	2 5							192 A	Charleston So.	17 2	
19 A	Clemson	8 13							212 N	Bucknell	16 7	
19 A	Clemson	0 3							213 H	Davidson	10 14	
19 N	Clemson	9 8							236 H	N.C. A&T	5 1	
21 A	North Carolina	2 10							277 H	Long Island	9 2	
21 A	North Carolina	6 13							277 H	Long Island	6 0	
21 A	North Carolina	3 5							277 H	Long Island	11 0	
LAST 15 GAMES									277 H	Long Island	12 4	
17 A	South Carolina	2 10	21 A	North Carolina	2 10				291 H	Savannah St.	12 0	
32 N	Citadel	4 3	21 A	North Carolina	3 5				291 H	Savannah St.	7 0	
212 N	Bucknell	16 7	21 A	North Carolina	6 13				300 H	N.C. Central	13 0	
32 N	Citadel	2 7										
47 N	North Carolina St.	9 10										

Non-Div. I Games:

Virginia Tech

19 N Clemson	9	8
10 N Georgia Tech	6	2

V  
i  
r  
g  
i  
n  
i  
a  
T  
e  
c  
h

V  
i  
r  
g  
i  
n  
i  
a  
T  
e  
c  
h

Average RPI Win: 245		WON-LOST	WINNING	LAST 15	STRENGTH OF		OPP. STRENGTH	TEAM	ADJ	CONF.	ADJ CONF.
Average RPI Loss: 175		RECORD	PCT. RANK	GAMES	SCHEDULE		OF SCHEDULE	RPI	RPI	RPI	RPI
DIV. I ONLY		26-31-0	.45614	188	8-7-0		250	261	241	.44936	238
DIV. I NON-CONF.		8-14-0	.36364	224	1-0-0		240	188	244	.44188	241
TOTALS		RPI 1-25	RPI 26-50		W-L RECORDS		RPI 51-100		RPI 101-150		RPI 150+
26-31-0	0-0-0	0-0-0		OVERALL		1-9-0		1-2-0		24-20-0	
16-4-0	0-0-0	0-0-0		HOME		1-0-0		0-0-0		15-4-0	
8-25-0	0-0-0	0-0-0		AWAY		0-9-0		0-2-0		8-14-0	
2-2-0	0-0-0	0-0-0		NEUTRAL		0-0-0		1-0-0		1-2-0	
8-14-0	0-0-0	0-0-0		NON-CONFERENCE		1-9-0		1-2-0		6-3-0	
4-0-0	0-0-0	0-0-0		HOME		1-0-0		0-0-0		3-0-0	
3-14-0	0-0-0	0-0-		AWAY		0-9-0		0-2-0		3-3-0	
1-0-0	0-0-0	0-0-0		NEUTRAL		0-0-0		1-0-0		0-0-0	
18-17-0	0-0-0	0-0-0		CONFERENCE		0-0-0		0-0-0		18-17-0	
12-4-0	0-0-0	0-0-0		HOME		0-0-0		0-0-0		12-4-0	
5-11-0	0-0-0	0-0-0		AWAY		0-0-0		0-0-0		5-11-0	
1-2-0	0-0-0	0-0-0		NEUTRAL		0-0-0		0-0-0		1-2-0	
RPI S	Opponent	Score	RPI S	Opponent	Score	RPI S	Opponent	Score	RPI S	Opponent	Score
						58 H	St. John's (NY)	5 2	106 A	Jacksonville	8 18
						98 A	Winthrop	3 4	113 A	North Florida	7 11
						98 A	Winthrop	4 16	147 N	VCU	12 11
						98 A	Winthrop	2 3	167 A	Seton Hall	7 6
						99 A	Bethune-Cookman	0 10	184 A	Bryant	3 6
						99 A	Bethune-Cookman	9 14	184 A	Bryant	5 6
						100 A	San Diego St.	0 18	184 A	Bryant	10 11
						100 A	San Diego St.	2 7	184 A	Bryant	4 8
						100 A	San Diego St.	1 12	188 H	Sacred Heart	5 13
						100 A	San Diego St.	12 21	188 H	Sacred Heart	2 5
									188 H	Sacred Heart	5 3
									188 H	Sacred Heart	0 5
									195 A	Central Conn. St.	5 10
									195 A	Central Conn. St.	7 5
									195 A	Central Conn. St.	3 5
									195 A	Central Conn. St.	1 7
									195 N	Central Conn. St.	3 5
									195 N	Central Conn. St.	2 7
									209 A	Richmond	5 17
									209 A	Richmond	11 9
									209 A	Richmond	4 13
									241 H	Monmouth	5 2
									241 H	Monmouth	5 3
									241 H	Monmouth	3 5
									241 H	Monmouth	7 5
									241 N	Monmouth	9 4
									253 A	Lafayette	8 3
LAST 15 GAMES											
						195 N	Central Conn. St.	2 7	195 A	Central Conn. St.	3 5
						241 N	Monmouth	9 4	195 A	Central Conn. St.	7 5
						195 N	Central Conn. St.	3 5	195 A	Central Conn. St.	1 7
						281 H	Quinnipiac	10 2			
						281 H	Quinnipiac	7 3			

Non-Div. I Games:

Wagner

281 H Quinnipiac	4	3
281 H Quinnipiac	6	3

RPI	S	Opponent	Score	
257	H	NYIT	6	2
270	A	St. Peter's	9	10
277	H	Long Island	3	0
277	H	Long Island	2	0
277	H	Long Island	6	1
277	H	Long Island	5	4
278	A	Mt. St. Mary's	5	4
278	A	Mt. St. Mary's	3	4
278	A	Mt. St. Mary's	4	14
278	A	Mt. St. Mary's	2	12
281	H	Quinnipiac	10	2
281	H	Quinnipiac	4	3
281	H	Quinnipiac	7	3
281	H	Quinnipiac	6	3
283	A	Fairleigh Dickinson	11	9
283	A	Fairleigh Dickinson	8	9
283	A	Fairleigh Dickinson	3	1
283	A	Fairleigh Dickinson	14	4
286	H	Iona	18	6
289	H	NJIT	8	2

Wagner

W  
a  
g  
n  
e  
r

W  
a  
g  
n  
e  
r

Average RPI Win: 118		WON-LOST	WINNING	LAST 15	STRENGTH OF		OPP. STRENGTH	TEAM	ADJ	CONF.	ADJ CONF.
Average RPI Loss: 62		RECORD	PCT. RANK	GAMES	SCHEDULE		OF SCHEDULE	RPI	RPI	RPI	RPI
DIV. I ONLY		18-37-0	.32727	262	8-7-0		10	45	124	.51006	130
DIV. I NON-CONF.		10-15-0	.4	205	2-1-0		11	196	113	.51216	122
TOTALS		RPI 1-25	RPI 26-50		W-L RECORDS		RPI 51-100		RPI 101-150		RPI 150+
18-37-0		2-15-0	2-9-0		OVERALL		4-4-0		2-4-0		8-5-0
16-17-0		2-5-0	1-3-0		HOME		4-1-0		2-3-0		7-5-0
2-20-0		0-10-0	1-6-0		AWAY		0-3-0		0-1-0		1-0-0
0-0-0		0-0-0	0-0-0		NEUTRAL		0-0-0		0-0-0		0-0-0
10-15-0		0-2-0	0-2-0		NON-CONFERENCE		2-3-0		2-4-0		6-4-0
9-9-0		0-1-0	0-1-0		HOME		2-0-0		2-3-0		5-4-0
1-6-0		0-1-0	0-0-		AWAY		0-3-0		0-1-0		1-0-0
0-0-0		0-0-0	0-0-0		NEUTRAL		0-0-0		0-0-0		0-0-0
8-22-0		2-13-0	2-7-0		CONFERENCE		2-1-0		0-0-0		2-1-0
7-8-0		2-4-0	1-2-0		HOME		2-1-0		0-0-0		2-1-0
1-14-0		0-9-0	1-5-0		AWAY		0-0-0		0-0-0		0-0-0
0-0-0		0-0-0	0-0-0		NEUTRAL		0-0-0		0-0-0		0-0-0
RPI S	Opponent	Score	RPI S	Opponent	Score	RPI S	Opponent	Score	RPI S	Opponent	Score
2 A	Coastal Caro.	4 9	34 A	Virginia Tech	1 2	54 A	Appalachian St.	5 10	102 A	High Point	3 11
2 H	Coastal Caro.	0 2	34 A	Virginia Tech	5 0	54 H	Appalachian St.	10 3	102 H	High Point	8 7
8 A	Miami (FL)	4 7	34 A	Virginia Tech	0 7	81 H	Duke	3 10	116 H	Kent St.	6 7
8 A	Miami (FL)	8 9	41 A	Elon	12 17	81 H	Duke	7 1	116 H	Kent St.	5 11
8 A	Miami (FL)	1 10	41 H	Elon	8 9	81 H	Duke	18 3	116 H	Kent St.	8 7
10 A	Georgia Tech	1 9	42 A	Boston College	9 11	82 A	Charlotte	4 6	116 H	Kent St.	8 13
10 A	Georgia Tech	8 15	42 A	Boston College	3 5	82 H	Charlotte	14 0	156 H	Army	6 2
10 A	Georgia Tech	5 6	42 A	Boston College	7 12	96 A	UNC Wilmington	3 10	156 H	Army	2 5
14 H	Florida St.	1 10	47 H	North Carolina St.	4 3				168 H	Maryland	13 1
14 H	Florida St.	16 17	47 H	North Carolina St.	3 5				168 H	Maryland	8 7
14 H	Florida St.	4 5	47 H	North Carolina St.	6 17				168 H	Maryland	1 5
19 H	Clemson	5 17							177 H	Xavier	12 10
19 H	Clemson	9 5							177 H	Xavier	6 1
19 H	Clemson	11 2							177 H	Xavier	4 2
21 A	North Carolina	5 18							180 H	Gardner-Webb	2 3
21 A	North Carolina	2 7							224 A	UNC Greensboro	22 9
21 A	North Carolina	4 8							224 H	UNC Greensboro	7 13
									242 H	Dayton	10 19
									242 H	Dayton	7 5
			LAST 15 GAMES								
			168 H	Maryland	8 7	224 A	UNC Greensboro	22 9			
			168 H	Maryland	13 1	21 A	North Carolina	4 8			
			168 H	Maryland	1 5	21 A	North Carolina	2 7			
			54 H	Appalachian St.	10 3						
			19 H	Clemson	11 2						

Non-Div. I Games:

Wake Forest

19 H Clemson	5	17
19 H Clemson	9	5

Wake Forest

Wake Forest

Average RPI Win: 103		WON-LOST	WINNING	LAST 15	STRENGTH OF		OPP. STRENGTH	TEAM	ADJ	CONF.	ADJ CONF.
Average RPI Loss: 46		RECORD	PCT. RANK	GAMES	SCHEDULE		OF SCHEDULE	RPI	RPI	RPI	RPI
DIV. I ONLY		28-28-0	.5	148	6-9-0		40	10	65	.54459	68
DIV. I NON-CONF.		16-11-0	.59259	99	1-0-0		171	42	100	.52327	100
TOTALS		RPI 1-25	RPI 26-50		W-L RECORDS		RPI 51-100		RPI 101-150		RPI 150+
28-28-0		3-12-0	8-6-0		OVERALL		5-7-0		5-2-0		7-1-0
11-15-0		1-8-0	6-3-0		HOME		1-3-0		0-0-0		3-1-0
15-12-0		2-4-0	2-3-0		AWAY		4-3-0		4-2-0		3-0-0
2-1-0		0-0-0	0-0-0		NEUTRAL		0-1-0		1-0-0		1-0-0
16-11-0		0-3-0	0-0-0		NON-CONFERENCE		4-5-0		5-2-0		7-1-0
4-7-0		0-3-0	0-0-0		HOME		1-3-0		0-0-0		3-1-0
10-3-0		0-0-0	0-0-0		AWAY		3-1-0		4-2-0		3-0-0
2-1-0		0-0-0	0-0-0		NEUTRAL		0-1-0		1-0-0		1-0-0
12-17-0		3-9-0	8-6-0		CONFERENCE		1-2-0		0-0-0		0-0-0
7-8-0		1-5-0	6-3-0		HOME		0-0-0		0-0-0		0-0-0
5-9-0		2-4-0	2-3-0		AWAY		1-2-0		0-0-0		0-0-0
0-0-0		0-0-0	0-0-0		NEUTRAL		0-0-0		0-0-0		0-0-0
RPI S	Opponent	Score	RPI S	Opponent	Score	RPI S	Opponent	Score	RPI S	Opponent	Score
1 A	Arizona St.	9 4	28 H	Washington St.	4 3	65 A	Southern California	9 7	110 A	BYU	12 10
1 A	Arizona St.	2 10	28 H	Washington St.	5 6	65 A	Southern California	5 10	110 A	BYU	4 16
1 A	Arizona St.	4 10	28 H	Washington St.	3 2	65 A	Southern California	5 11	110 A	BYU	4 10
6 H	UCLA	6 7	31 A	Oregon	2 6	74 N	Missouri	6 17	128 N	New Mexico St.	4 2
6 H	UCLA	6 14	31 A	Oregon	5 3	77 H	Fresno St.	10 11	134 A	Dallas Baptist	13 4
6 H	UCLA	2 7	31 H	Oregon	2 5	77 H	Fresno St.	2 3	134 A	Dallas Baptist	9 6
11 H	Cal St. Fullerton	0 6	31 H	Oregon	2 5	77 H	Fresno St.	10 9	134 A	Dallas Baptist	7 4
11 H	Cal St. Fullerton	7 9	31 H	Oregon	13 11	87 A	Long Beach St.	6 4	190 A	Gonzaga	3 1
11 H	Cal St. Fullerton	6 19	36 H	Stanford	4 3	87 A	Long Beach St.	11 9	190 A	Gonzaga	5 1
24 H	Arizona	10 2	36 H	Stanford	8 1	87 A	Long Beach St.	1 3	190 H	Gonzaga	12 4
24 H	Arizona	2 7	36 H	Stanford	4 2	94 A	Portland	6 5	190 H	Gonzaga	1 11
24 H	Arizona	1 9	37 A	California	7 9	94 H	Portland	2 3	190 N	Gonzaga	10 9
25 A	Oregon St.	3 2	37 A	California	7 3				252 A	Seattle	5 2
25 A	Oregon St.	6 8	37 A	California	2 3				252 H	Seattle	5 2
25 A	Oregon St.	3 7							252 H	Seattle	6 5
LAST 15 GAMES											
			65 A	Southern California	5 11	25 A	Oregon St.	3 7			
			65 A	Southern California	5 10	25 A	Oregon St.	6 8			
			65 A	Southern California	9 7	6 H	UCLA	6 7			
			31 H	Oregon	2 5						
			31 H	Oregon	2 5						

Non-Div. I Games:

Washington



31 H Oregon	13	11
25 A Oregon St.	3	2

W  
a  
s  
h  
i  
n  
g  
t  
o  
n

W  
a  
s  
h  
i  
n  
g  
t  
o  
n

Average RPI Win: 88		WON-LOST	WINNING	LAST 15	STRENGTH OF		OPP. STRENGTH	TEAM	ADJ	CONF.	ADJ CONF.
Average RPI Loss: 50		RECORD	PCT. RANK	GAMES	SCHEDULE		OF SCHEDULE	RPI	RPI	RPI	RPI
DIV. I ONLY		34-20-0	.62963	54	11-4-0		42	9	31	.58027	28
DIV. I NON-CONF.		19-8-0	.7037	48	5-2-0		158	38	49	.55971	44
TOTALS		RPI 1-25	RPI 26-50		W-L RECORDS		RPI 51-100		RPI 101-150		RPI 150+
34-20-0		7-11-0	8-3-0		OVERALL		10-3-0		6-5-0		6-0-0
20-5-0		4-2-0	3-0-0		HOME		4-0-0		5-3-0		4-0-0
11-15-0		3-9-0	3-3-0		AWAY		4-3-0		1-2-0		1-0-0
5-0-0		0-0-0	2-0-0		NEUTRAL		2-0-0		0-0-0		1-0-0
19-8-0		2-4-0	2-0-0		NON-CONFERENCE		6-1-0		6-5-0		6-0-0
10-3-0		0-0-0	0-0-0		HOME		1-0-0		5-3-0		4-0-0
7-7-0		2-4-0	0-0-		AWAY		3-1-0		1-2-0		1-0-0
5-0-0		0-0-0	2-0-0		NEUTRAL		2-0-0		0-0-0		1-0-0
15-12-0		5-7-0	6-3-0		CONFERENCE		4-2-0		0-0-0		0-0-0
10-2-0		4-2-0	3-0-0		HOME		3-0-0		0-0-0		0-0-0
5-10-0		1-5-0	3-3-0		AWAY		1-2-0		0-0-0		0-0-0
0-0-0		0-0-0	0-0-0		NEUTRAL		0-0-0		0-0-0		0-0-0
RPI S	Opponent	Score	RPI S	Opponent	Score	RPI S	Opponent	Score	RPI S	Opponent	Score
1 H	Arizona St.	7 11	31 A	Oregon	1 6	56 A	Wichita St.	3 5	110 A	BYU	2 3
1 H	Arizona St.	9 5	31 A	Oregon	3 2	60 A	Texas Tech	6 3	125 H	Cal St. Bakersfield	14 3
1 H	Arizona St.	6 5	31 A	Oregon	0 6	60 A	Texas Tech	10 7	125 H	Cal St. Bakersfield	5 9
6 A	UCLA	1 11	36 A	Stanford	4 2	65 H	Southern California	20 7	125 H	Cal St. Bakersfield	0 3
6 A	UCLA	6 4	36 A	Stanford	7 8	65 H	Southern California	18 4	125 H	Cal St. Bakersfield	13 12
6 A	UCLA	1 6	36 A	Stanford	9 3	65 H	Southern California	8 2	134 A	Dallas Baptist	5 2
9 A	Arkansas	10 7	37 H	California	11 9	68 A	Washington	3 4	134 A	Dallas Baptist	5 14
9 A	Arkansas	4 6	37 H	California	13 10	68 A	Washington	2 3	138 H	Utah	10 4
9 A	Arkansas	2 7	37 H	California	9 4	68 A	Washington	6 5	138 H	Utah	6 2
20 A	Texas A&M	5 6	39 N	Kansas St.	8 6	94 A	Portland	6 5	138 H	Utah	5 1
20 A	Texas A&M	3 4	39 N	Kansas St.	9 6	94 H	Portland	3 2	138 H	Utah	1 4
20 A	Texas A&M	7 5				99 N	Bethune-Cookman	6 3	190 A	Gonzaga	2 0
24 A	Arizona	11 12				99 N	Bethune-Cookman	10 4	190 H	Gonzaga	7 5
24 A	Arizona	6 13							190 H	Gonzaga	5 4
24 A	Arizona	3 5							252 H	Seattle	11 6
25 H	Oregon St.	12 4							252 H	Seattle	23 0
25 H	Oregon St.	5 1							252 N	Seattle	8 5
25 H	Oregon St.	2 3									
LAST 15 GAMES											
9 A	Arkansas	2 7	6 A	UCLA	1 6						
9 A	Arkansas	10 7	94 H	Portland	3 2						
39 N	Kansas St.	9 6	190 A	Gonzaga	2 0						
9 A	Arkansas	4 6									
39 N	Kansas St.	8 6									

Non-Div. I Games:

Washington St.

6 A UCLA	1	11
6 A UCLA	6	4

W  
a  
s  
h  
i  
n  
g  
t  
o  
n  
s  
t  
.

W  
a  
s  
h  
i  
n  
g  
t  
o  
n  
s  
t  
.

Average RPI Win:		172	WON-LOST RECORD		WINNING PCT. RANK		LAST 15 GAMES		STRENGTH OF SCHEDULE		OPP. STRENGTH OF SCHEDULE		TEAM RPI		ADJ RPI		CONF. RPI		ADJ CONF. RPI	
DIV. I ONLY			27-30-0		.47368 173		9-6-0		55		101		102		.51798 105		7		7	
DIV. I NON-CONF.			17-11-0		.60714 93		2-0-0		138		120		89		.53129 91		8		9	
TOTALS		RPI 1-25		RPI 26-50		W-L RECORDS		RPI 51-100		RPI 101-150		RPI 150+								
27-30-0		0-8-0		0-2-0		OVERALL		3-11-0		5-5-0		19-4-0								
14-14-0		0-6-0		0-0-0		HOME		2-5-0		2-1-0		10-2-0								
8-9-0		0-1-0		0-0-0		AWAY		1-3-0		0-3-0		7-2-0								
5-7-0		0-1-0		0-2-0		NEUTRAL		0-3-0		3-1-0		2-0-0								
17-11-0		0-1-0		0-2-0		NON-CONFERENCE		2-5-0		3-1-0		12-2-0								
9-4-0		0-0-0		0-0-0		HOME		2-2-0		0-0-0		7-2-0								
3-2-0		0-1-0		0-0-		AWAY		0-1-0		0-0-0		3-0-0								
5-5-0		0-0-0		0-2-0		NEUTRAL		0-2-0		3-1-0		2-0-0								
10-19-0		0-7-0		0-0-0		CONFERENCE		1-6-0		2-4-0		7-2-0								
5-10-0		0-6-0		0-0-0		HOME		0-3-0		2-1-0		3-0-0								
5-7-0		0-0-0		0-0-0		AWAY		1-2-0		0-3-0		4-2-0								
0-2-0		0-1-0		0-0-0		NEUTRAL		0-1-0		0-0-0		0-0-0								
RPI	S	Opponent		Score		RPI	S	Opponent		Score		RPI	S	Opponent		Score				
2	A	Coastal Caro.		2	4	33	N	Kentucky		0	6	55	N	Western Caro.		0	1			
7	H	Louisville		1	10	34	N	Virginia Tech		3	14	57	H	Pittsburgh		9	24			
7	H	Louisville		9	12							57	H	Pittsburgh		3	6			
7	H	Louisville		1	8							57	H	Pittsburgh		9	13			
7	N	Louisville		4	11							58	A	St. John's (NY)		3	11			
23	H	Connecticut		2	9							58	A	St. John's (NY)		10	8			
23	H	Connecticut		5	9							58	A	St. John's (NY)		7	8			
23	H	Connecticut		3	14							79	A	East Carolina		3	6			
												80	N	Michigan St.		5	17			
												88	H	Manhattan		3	4			
												88	H	Manhattan		14	4			
												88	H	Manhattan		1	13			
												93	N	South Fla.		5	10			
												99	H	Bethune-Cookman		6	5			

Non-Div. I Games:

West Virginia

197	A	Towson	8	4
181	A	Georgetown	6	5

RPI	S	Opponent	Score	
197	A	Towson	8	4
197	H	Towson	4	10
248	H	Niagara	6	0
248	H	Niagara	8	2
266	A	Duquesne	23	6
266	H	Duquesne	16	6

W  
e  
s  
t  
V  
i  
r  
g  
i  
n  
i  
a

W  
e  
s  
t  
V  
i  
r  
g  
i  
n  
i  
a

West Virginia

Average RPI Win:	145	WON-LOST	WINNING	LAST 15	STRENGTH OF	OPP. STRENGTH	TEAM	ADJ	CONF.	ADJ CONF.		
Average RPI Loss:	98	RECORD	PCT. RANK	GAMES	SCHEDULE	OF SCHEDULE	RPI	RPI	RPI	RPI		
DIV. I ONLY		37-21-1	.63559	46	10-5-0	91	110	55	.55356	55	9	9
DIV. I NON-CONF.		18-6-0	.75	34	1-1-0	157	171	40	.56214	41	10	10
<hr/>												
TOTALS	RPI 1-25	RPI 26-50		W-L RECORDS		RPI 51-100		RPI 101-150		RPI 150+		
37-21-1	1-0-0	5-8-0		OVERALL		8-6-1		4-1-0		19-6-0		
21-7-0	0-0-0	2-2-0		HOME		1-0-0		1-0-0		17-5-0		
11-13-1	1-0-0	2-6-0		AWAY		5-5-1		1-1-0		2-1-0		
5-1-0	0-0-0	1-0-0		NEUTRAL		2-1-0		2-0-0		0-0-0		
18-6-0	1-0-0	1-1-0		NON-CONFERENCE		2-1-0		4-1-0		10-3-0		
10-3-0	0-0-0	0-1-0		HOME		1-0-0		1-0-0		8-2-0		
6-3-0	1-0-0	1-0-		AWAY		1-1-0		1-1-0		2-1-0		
2-0-0	0-0-0	0-0-0		NEUTRAL		0-0-0		2-0-0		0-0-0		
19-15-1	0-0-0	4-7-0		CONFERENCE		6-5-1		0-0-0		9-3-0		
11-4-0	0-0-0	2-1-0		HOME		0-0-0		0-0-0		9-3-0		
5-10-1	0-0-0	1-6-0		AWAY		4-4-1		0-0-0		0-0-0		
3-1-0	0-0-0	1-0-0		NEUTRAL		2-1-0		0-0-0		0-0-0		
RPI S	Opponent	Score		RPI S	Opponent	Score		RPI S	Opponent	Score		
19 A	Clemson	7 5		26 H	Col. of Charleston	10 9		54 A	Appalachian St.	4 4		
				26 H	Col. of Charleston	4 3		54 A	Appalachian St.	7 11		
				26 H	Col. of Charleston	8 11		54 A	Appalachian St.	10 7		
				26 N	Col. of Charleston	7 6		54 N	Appalachian St.	2 3		
				32 A	Citadel	3 10		54 N	Appalachian St.	7 6		
				32 A	Citadel	6 11		66 A	Ga. Southern	11 3		
				32 A	Citadel	5 7		66 A	Ga. Southern	14 11		
				32 A	Citadel	0 4		66 A	Ga. Southern	4 11		
				41 A	Elon	14 8		66 N	Ga. Southern	11 4		
				41 A	Elon	10 12		69 A	Samford	6 7		
				41 A	Elon	0 3		69 A	Samford	8 1		
				47 A	Tennessee	14 9		69 A	Samford	5 8		
				47 H	Tennessee	8 18		79 A	East Carolina	4 5		
								82 A	Charlotte	5 3		
								82 H	Charlotte	5 4		

213	H	Davidson	11	2
213	H	Davidson	7	5

RPI	S	Opponent	Score	
257	H	NYIT	3	4
267	H	SIU Edwardsville	12	8
267	H	SIU Edwardsville	6	0

Western Caro.

W  
e  
s  
t  
e  
r  
n  
C  
a  
r  
o  
.

W  
e  
s  
t  
e  
r  
n  
C  
a  
r  
o  
.

Average RPI Win:	212	WON-LOST RECORD	WINNING PCT. RANK	LAST 15 GAMES	STRENGTH OF SCHEDULE	OPP. STRENGTH OF SCHEDULE	TEAM RPI	ADJ RPI	CONF. RPI	ADJ CONF. RPI	
DIV. I ONLY		11-38-0	.22449 291	4-10-0	242	232	283	.39698 282	26	25	
DIV. I NON-CONF.		5-17-0	.22727 268	0-0-0	167	140	260	.42592 259	25	24	
<hr/>											
TOTALS	RPI 1-25	RPI 26-50		W-L RECORDS	RPI 51-100		RPI 101-150		RPI 150+		
11-38-0	0-1-0	0-0-0		OVERALL	1-5-0		1-12-0		9-20-0		
4-11-0	0-0-0	0-0-0		HOME	0-0-0		0-0-0		4-11-0		
6-25-0	0-1-0	0-0-0		AWAY	0-3-0		1-12-0		5-9-0		
1-2-0	0-0-0	0-0-0		NEUTRAL	1-2-0		0-0-0		0-0-0		
<hr/>											
5-17-0	0-1-0	0-0-0		NON-CONFERENCE	1-5-0		1-8-0		3-3-0		
0-0-0	0-0-0	0-0-0		HOME	0-0-0		0-0-0		0-0-0		
4-15-0	0-1-0	0-0-		AWAY	0-3-0		1-8-0		3-3-0		
1-2-0	0-0-0	0-0-0		NEUTRAL	1-2-0		0-0-0		0-0-0		
<hr/>											
6-21-0	0-0-0	0-0-0		CONFERENCE	0-0-0		0-4-0		6-17-0		
4-11-0	0-0-0	0-0-0		HOME	0-0-0		0-0-0		4-11-0		
2-10-0	0-0-0	0-0-0		AWAY	0-0-0		0-4-0		2-6-0		
0-0-0	0-0-0	0-0-0		NEUTRAL	0-0-0		0-0-0		0-0-0		
<hr/>											
RPI S	Opponent	Score	RPI S	Opponent	Score	RPI S	Opponent	Score	RPI S	Opponent	Score
18 A	Oklahoma	1 12				74 A	Missouri	3 10	108 A	UAB	8 12
						91 N	Stephen F. Austin	2 8	108 A	UAB	3 10
						91 N	Stephen F. Austin	13 6	108 A	UAB	7 8
						93 N	South Fla.	2 16	109 A	Iowa	5 6
						97 A	Oklahoma St.	7 19	109 A	Iowa	2 11
						97 A	Oklahoma St.	3 6	109 A	Iowa	9 10
									109 A	Iowa	3 4
									123 A	Oral Roberts	3 13
									123 A	Oral Roberts	7 11
									123 A	Oral Roberts	3 9
									123 A	Oral Roberts	4 14
									141 A	UALR	9 20
									141 A	UALR	14 6
									160 A	South Dakota St.	15 14
									160 A	South Dakota St.	10 24
									160 A	South Dakota St.	7 8
									160 A	South Dakota St.	4 18
									194 A	Centenary (LA)	6 7
									194 A	Centenary (LA)	18 7
									194 A	Centenary (LA)	7 13
									206 A	St. Louis	4 3
									206 A	St. Louis	7 11
									233 A	Bradley	9 10
									239 A	Furman	19 9
									239 A	Furman	3 6
									239 A	Furman	7 2
									255 H	Oakland	6 11
<hr/>											
Non-Div. I Games:	Culver-Stockton	6 17	Illinois Col.	22 3	Culver-Stockton	7 4	Coe	18 3	Western Ill.		



Western Ill.

194 A Centenary (LA)	7	13
194 A Centenary (LA)	18	7

Through Games Of Sunday, May 30, 2010

RPI	S	Opponent	Score
255	H	Oakland	1 4
255	H	Oakland	4 7
255	H	Oakland	7 10
259	H	Southern Utah	5 8
259	H	Southern Utah	12 2
259	H	Southern Utah	12 11
259	H	Southern Utah	1 2
274	H	IPFW	2 6
274	H	IPFW	3 10
274	H	IPFW	3 5
274	H	IPFW	3 2
275	A	North Dakota St.	9 10
275	H	North Dakota St.	7 14
275	H	North Dakota St.	6 3
275	H	North Dakota St.	2 14

Western Ill.

W  
e  
s  
t  
e  
r  
n  
I  
l  
l  
.

W  
e  
s  
t  
e  
r  
n  
I  
l  
l  
.

Average RPI Win:		117	WON-LOST RECORD		WINNING PCT. RANK		LAST 15 GAMES		STRENGTH OF SCHEDULE		OPP. STRENGTH OF SCHEDULE		TEAM RPI		ADJ RPI		CONF. RPI		ADJ CONF. RPI					
DIV. I ONLY			35-23-0		.60345		71		6-9-0		48		53		41		.56497		40		6		6	
DIV. I NON-CONF.			19-7-0		.73077		39		0-0-0		8		58		13		.61014		12		5		5	
TOTALS		RPI 1-25		RPI 26-50		W-L RECORDS		RPI 51-100		RPI 101-150		RPI 150+												
35-23-0		2-3-0		7-8-0		OVERALL		7-7-0		8-3-0		11-2-0												
19-9-0		0-2-0		4-1-0		HOME		4-2-0		4-3-0		7-1-0												
14-12-0		1-1-0		3-5-0		AWAY		2-5-0		4-0-0		4-1-0												
2-2-0		1-0-0		0-2-0		NEUTRAL		1-0-0		0-0-0		0-0-0												
19-7-0		2-3-0		4-0-0		NON-CONFERENCE		1-1-0		7-1-0		5-2-0												
9-4-0		0-2-0		2-0-0		HOME		0-0-0		3-1-0		4-1-0												
8-3-0		1-1-0		2-0-		AWAY		0-1-0		4-0-0		1-1-0												
2-0-0		1-0-0		0-0-0		NEUTRAL		1-0-0		0-0-0		0-0-0												
16-16-0		0-0-0		3-8-0		CONFERENCE		6-6-0		1-2-0		6-0-0												
10-5-0		0-0-0		2-1-0		HOME		4-2-0		1-2-0		3-0-0												
6-9-0		0-0-0		1-5-0		AWAY		2-4-0		0-0-0		3-0-0												
0-2-0		0-0-0		0-2-0		NEUTRAL		0-0-0		0-0-0		0-0-0												
RPI	S	Opponent		Score		RPI	S	Opponent		Score		RPI	S	Opponent		Score								
7	A	Louisville		4	7	33	A	Kentucky		6	3	51	N	Texas St.		4	3							
7	H	Louisville		6	7	33	H	Kentucky		24	8	61	A	Troy		7	4							
13	A	Vanderbilt		17	2	35	A	Baylor		6	2	61	A	Troy		3	6							
13	H	Vanderbilt		6	17	38	A	Fla. Atlantic		3	10	61	A	Troy		4	5							
20	N	Texas A&M		5	1	38	A	Fla. Atlantic		4	5	67	H	Middle Tenn.		2	7							
						38	A	Fla. Atlantic		8	9	67	H	Middle Tenn.		5	1							
						38	N	Fla. Atlantic		8	9	67	H	Middle Tenn.		15	5							
						43	A	La.-Lafayette		3	4	72	H	South Ala.		5	7							
						43	A	La.-Lafayette		5	12	72	H	South Ala.		13	3							
						43	A	La.-Lafayette		2	1	72	H	South Ala.		12	4							
						47	H	Tennessee		5	4	73	A	Mississippi St.		3	9							
						50	H	FIU		8	4	95	A	Arkansas St.		4	6							
						50	H	FIU		6	7	95	A	Arkansas St.		4	3							
						50	H	FIU		8	3	95	A	Arkansas St.		1	3							
						50	N	FIU		3	7													
						LAST 15 GAMES																		
						50	N	FIU		3	7	43	A	La.-Lafayette		2	1							
						38	N	Fla. Atlantic		8	9	141	H	UALR		2	4							
						67	H	Middle Tenn.		15	5	141	H	UALR		6	8							
						67	H	Middle Tenn.		2	7													
						67	H	Middle Tenn.		5	1													

**Non-Div. I Games:**

Western Ky.

43 A La.-Lafayette	3	4
43 A La.-Lafayette	5	12

W  
e  
s  
t  
e  
r  
n  
K  
y  
.

W  
e  
s  
t  
e  
r  
n  
K  
y  
.

Average RPI Win:	190	WON-LOST RECORD	WINNING PCT. RANK	LAST 15 GAMES	STRENGTH OF SCHEDULE	OPP. STRENGTH OF SCHEDULE	TEAM RPI	ADJ RPI	CONF. RPI	ADJ CONF. RPI	
DIV. I ONLY	11-41-0	.21154	292	2-13-0	165	209	271	.41632	271	20	20
DIV. I NON-CONF.	6-18-0	.25	261	1-2-0	128	255	250	.43543	251	20	20
<hr/>											
TOTALS	RPI 1-25	RPI 26-50		W-L RECORDS	RPI 51-100		RPI 101-150		RPI 150+		
11-41-0	0-0-0	0-1-0		OVERALL	1-3-0		2-23-0		8-14-0		
6-9-0	0-0-0	0-0-0		HOME	1-1-0		1-5-0		4-3-0		
3-27-0	0-0-0	0-0-0		AWAY	0-1-0		0-18-0		3-8-0		
2-5-0	0-0-0	0-1-0		NEUTRAL	0-1-0		1-0-0		1-3-0		
<hr/>											
6-18-0	0-0-0	0-1-0		NON-CONFERENCE	1-3-0		1-11-0		4-3-0		
2-1-0	0-0-0	0-0-0		HOME	1-1-0		0-0-0		1-0-0		
2-12-0	0-0-0	0-0-		AWAY	0-1-0		0-11-0		2-0-0		
2-5-0	0-0-0	0-1-0		NEUTRAL	0-1-0		1-0-0		1-3-0		
<hr/>											
5-23-0	0-0-0	0-0-0		CONFERENCE	0-0-0		1-12-0		4-11-0		
4-8-0	0-0-0	0-0-0		HOME	0-0-0		1-5-0		3-3-0		
1-15-0	0-0-0	0-0-0		AWAY	0-0-0		0-7-0		1-8-0		
0-0-0	0-0-0	0-0-0		NEUTRAL	0-0-0		0-0-0		0-0-0		
<hr/>											
RPI S	Opponent	Score	RPI S	Opponent	Score	RPI S	Opponent	Score	RPI S	Opponent	Score
			39 N	Kansas St.	8 27	70 H	Michigan	8 9	107 A	Central Mich.	2 6
						80 A	Michigan St.	3 6	107 A	Central Mich.	7 12
						80 H	Michigan St.	11 10	107 A	Central Mich.	3 4
						85 N	Illinois St.	3 7	116 A	Kent St.	1 7
									116 A	Kent St.	15 16
									116 A	Kent St.	4 14
									117 H	Ball St.	3 4
									117 H	Ball St.	6 1
									117 H	Ball St.	5 10
									122 A	Bowling Green	4 19
									123 A	Oral Roberts	5 15
									123 A	Oral Roberts	2 13
									123 A	Oral Roberts	2 9
									124 A	Indiana St.	4 5
									124 A	Indiana St.	2 3
									124 A	Indiana St.	1 2
									124 A	Indiana St.	9 10
									134 A	Dallas Baptist	9 13
									134 A	Dallas Baptist	4 17
									134 A	Dallas Baptist	3 4
									135 H	Toledo	4 11
									135 H	Toledo	7 15
									135 H	Toledo	6 8
									143 N	Villanova	8 7
									149 A	Illinois	1 6
									153 H	Miami (OH)	3 10
									153 H	Miami (OH)	5 4
<hr/>											
LAST 15 GAMES											
			201 A	Northern Ill.	3 6	117 H	Ball St.	6 1	135 H	Toledo	6 8
			201 A	Northern Ill.	2 5	117 H	Ball St.	5 10	143 N	Villanova	8 7
			201 A	Northern Ill.	5 7	117 H	Ball St.	3 4	149 A	Illinois	1 6
			149 A	Illinois	1 6				153 H	Miami (OH)	3 10
			107 A	Central Mich.	2 6				153 H	Miami (OH)	5 4

Non-Div. I Games: Concordia (MI) 14 2 Davenport 5 6

Western Mich.

Western Mich.

107 A Central Mich.	3	4
107 A Central Mich.	7	12

Through Games Of Sunday, May 30, 2010

RPI	S	Opponent	Score	
153	H	Miami (OH)	11	10
187	A	Eastern Mich.	0	1
187	A	Eastern Mich.	5	3
187	A	Eastern Mich.	1	3
201	A	Northern Ill.	2	5
201	A	Northern Ill.	3	6
201	A	Northern Ill.	5	7
219	A	Ill.-Chicago	11	6
245	H	Akron	3	2
245	H	Akron	2	10
245	H	Akron	3	10
246	N	Northeastern	5	8
247	A	Ohio	3	15
247	A	Ohio	5	11
247	A	Ohio	3	25
255	A	Oakland	9	8
255	H	Oakland	5	4
263	N	St. Bonaventure	5	14
264	N	Valparaiso	7	10
279	N	Butler	7	1

Western Mich.

W  
e  
s  
t  
e  
r  
n  
M  
i  
c  
h  
.

W  
e  
s  
t  
e  
r  
n  
M  
i  
c  
h  
.

Average RPI Win:		145	WON-LOST RECORD		WINNING PCT. RANK	LAST 15 GAMES		STRENGTH OF SCHEDULE		OPP. STRENGTH OF SCHEDULE	TEAM RPI	ADJ RPI	CONF. RPI	ADJ CONF. RPI			
DIV. I ONLY			38-19-0		.66667	29		125		111	56	.55208	56	14	15		
DIV. I NON-CONF.			20-12-0		.625	76		129		59	71	.54324	71	17	17		
TOTALS		RPI 1-25		RPI 26-50		W-L RECORDS		RPI 51-100		RPI 101-150		RPI 150+					
38-19-0		0-2-0		3-3-0		OVERALL		11-6-0		6-5-0		18-3-0					
25-7-0		0-0-0		3-2-0		HOME		4-1-0		4-1-0		14-3-0					
11-12-0		0-2-0		0-1-0		AWAY		7-5-0		1-4-0		3-0-0					
2-0-0		0-0-0		0-0-0		NEUTRAL		0-0-0		1-0-0		1-0-0					
20-12-0		0-2-0		3-3-0		NON-CONFERENCE		5-3-0		5-3-0		7-1-0					
15-4-0		0-0-0		3-2-0		HOME		2-0-0		4-1-0		6-1-0					
3-8-0		0-2-0		0-0-		AWAY		3-3-0		0-2-0		0-0-0					
2-0-0		0-0-0		0-0-0		NEUTRAL		0-0-0		1-0-0		1-0-0					
18-7-0		0-0-0		0-0-0		CONFERENCE		6-3-0		1-2-0		11-2-0					
10-3-0		0-0-0		0-0-0		HOME		2-1-0		0-0-0		8-2-0					
8-4-0		0-0-0		0-0-0		AWAY		4-2-0		1-2-0		3-0-0					
0-0-0		0-0-0		0-0-0		NEUTRAL		0-0-0		0-0-0		0-0-0					
RPI	S	Opponent		Score		RPI	S	Opponent		Score		RPI	S	Opponent		Score	
24	A	Arizona		0	19	28	H	Washington St.		5	3	59	H	Kansas		22	7
24	A	Arizona		5	13	39	A	Kansas St.		3	8	64	A	Nebraska		0	14
						39	H	Kansas St.		4	7	72	A	South Ala.		15	10
						44	H	Fla. Gulf Coast		5	3	85	A	Illinois St.		5	1
						44	H	Fla. Gulf Coast		2	7	85	A	Illinois St.		8	18
						44	H	Fla. Gulf Coast		15	3	85	A	Illinois St.		9	0
												85	H	Illinois St.		8	17
												87	A	Long Beach St.		3	7
												87	A	Long Beach St.		4	7
												87	A	Long Beach St.		8	0
												92	A	Evansville		17	2
												92	A	Evansville		9	8
												92	A	Evansville		6	11
												92	H	Evansville		9	2
												92	H	Evansville		6	5
												97	A	Oklahoma St.		9	6
												97	H	Oklahoma St.		13	7
LAST 15 GAMES																	
						85	H	Illinois St.		8	17	123	H	Oral Roberts		7	6
						92	H	Evansville		6	5	186	H	Missouri St.		3	10
						92	H	Evansville		9	2	186	H	Missouri St.		8	0
						186	H	Missouri St.		6	2						
						134	H	Dallas Baptist		2	0						
Non-Div. I Games:																	
Rogers St.		12	7	Tabor		15	3	Bethany (KS)		13	5	Wichita St.					

Wichita St.

134	H	Dallas Baptist	10	6
134	H	Dallas Baptist	6	2

Through Games Of Sunday, May 30, 2010

RPI	S	Opponent	Score	
233	H	Bradley	5	1
233	H	Bradley	5	1
233	H	Bradley	11	8
269	H	North Dakota	18	1
269	H	North Dakota	5	2

Wichita St.

W  
i  
c  
h  
i  
t  
a  
s  
t  
.

W  
i  
c  
h  
i  
t  
a  
s  
t  
.

Average RPI Win:	211	WON-LOST RECORD	WINNING PCT. RANK	LAST 15 GAMES	STRENGTH OF SCHEDULE	OPP. STRENGTH OF SCHEDULE	TEAM RPI	ADJ RPI	CONF. RPI	ADJ CONF. RPI									
Div. I ONLY		26-24-0	.52	135	5-10-0	215	181	173	.48905	170	18	18							
Div. I NON-CONF.		16-10-0	.61538	86	1-2-0	245	144	139	.50551	136	18	18							
<hr/>																			
TOTALS	RPI 1-25	RPI 26-50		W-L RECORDS		RPI 51-100		RPI 101-150		RPI 150+									
26-24-0	1-5-0	0-0-0		OVERALL		1-6-0		1-2-0		23-11-0									
23-7-0	0-1-0	0-0-0		HOME		1-2-0		0-0-0		22-4-0									
3-17-0	1-4-0	0-0-0		AWAY		0-4-0		1-2-0		1-7-0									
0-0-0	0-0-0	0-0-0		NEUTRAL		0-0-0		0-0-0		0-0-0									
16-10-0	1-5-0	0-0-0		NON-CONFERENCE		0-1-0		0-0-0		15-4-0									
14-4-0	0-1-0	0-0-0		HOME		0-0-0		0-0-0		14-3-0									
2-6-0	1-4-0	0-0-		AWAY		0-1-0		0-0-0		1-1-0									
0-0-0	0-0-0	0-0-0		NEUTRAL		0-0-0		0-0-0		0-0-0									
10-14-0	0-0-0	0-0-0		CONFERENCE		1-5-0		1-2-0		8-7-0									
9-3-0	0-0-0	0-0-0		HOME		1-2-0		0-0-0		8-1-0									
1-11-0	0-0-0	0-0-0		AWAY		0-3-0		1-2-0		0-6-0									
0-0-0	0-0-0	0-0-0		NEUTRAL		0-0-0		0-0-0		0-0-0									
RPI	S	Opponent	Score		RPI	S	Opponent	Score		RPI	S	Opponent	Score						
3	A	Virginia	1	9			75	A	James Madison	6	7	147	A	VCU	0	1			
3	H	Virginia	6	12			75	A	James Madison	7	15	147	A	VCU	5	6			
21	A	North Carolina	3	0			75	A	James Madison	6	7	147	A	VCU	15	2			
22	A	LSU	6	9			81	A	Duke	5	9	165	A	Georgia St.	3	5			
22	A	LSU	9	10			96	H	UNC Wilmington	0	4	165	A	Georgia St.	6	7			
22	A	LSU	4	7			96	H	UNC Wilmington	5	12	165	A	Georgia St.	2	3			
							96	H	UNC Wilmington	4	3	166	H	Longwood	10	9			
												167	H	Seton Hall	2	5			
												167	H	Seton Hall	3	2			
												167	H	Seton Hall	6	4			
												168	H	Maryland	5	2			
												173	H	Rhode Island	5	10			
												173	H	Rhode Island	5	2			
												193	H	Delaware	9	12			
												193	H	Delaware	4	3			
												193	H	Delaware	5	4			
												208	H	Massachusetts	7	3			
												208	H	Massachusetts	7	4			
												208	H	Massachusetts	17	13			
												215	A	Hofstra	3	4			
												215	A	Hofstra	4	6			
												215	A	Hofstra	3	16			
												221	H	Old Dominion	7	6			
												221	H	Old Dominion	9	5			
												221	H	Old Dominion	11	6			
												230	A	S.C. Upstate	6	8			
												230	A	S.C. Upstate	11	9			
<hr/>																			
LAST 15 GAMES																			
					165	A	Georgia St.	6	7	96	H	UNC Wilmington	4	3	221	H	Old Dominion	7	6
					165	A	Georgia St.	3	5	246	H	Northeastern	6	4	221	H	Old Dominion	9	5
					165	A	Georgia St.	2	3	246	H	Northeastern	2	0	221	H	Old Dominion	11	6
					230	A	S.C. Upstate	6	8						230	A	S.C. Upstate	6	8
					230	A	S.C. Upstate	11	9						230	A	S.C. Upstate	11	9

Non-Div. I Games: Chris. Newport 4 1

William &amp; Mary



96	H	UNC Wilmington	0	4
96	H	UNC Wilmington	5	12

RPI	S	Opponent	Score	
237	H	George Washington	6	10
246	H	Northeastern	2	0
246	H	Northeastern	6	4
246	H	Northeastern	9	0
281	H	Quinnipiac	11	4
281	H	Quinnipiac	10	3
281	H	Quinnipiac	10	0
297	H	Md.-East. Shore	5	0
297	H	Md.-East. Shore	11	7
297	H	Md.-East. Shore	24	0

William & Mary

W  
i  
l  
l  
i  
a  
m  
&  
M  
a  
r  
y

W  
i  
l  
l  
i  
a  
m  
&  
M  
a  
r  
y

Average RPI Win:		164	WON-LOST RECORD		WINNING PCT. RANK		LAST 15 GAMES		STRENGTH OF SCHEDULE		OPP. STRENGTH OF SCHEDULE		TEAM RPI		ADJ RPI		CONF. RPI		ADJ CONF. RPI							
DIV. I ONLY			27-30-0		.47368 173		6-9-0		50		123		96		.52083 98		11		11							
DIV. I NON-CONF.			12-14-0		.46154 171		0-2-0		10		129		86		.5315 89		11		11							
TOTALS		RPI 1-25		RPI 26-50				W-L RECORDS				RPI 51-100				RPI 101-150				RPI 150+						
27-30-0		0-8-0		2-6-0				OVERALL				4-4-0				6-7-0				15-5-0						
20-14-0		0-0-0		2-5-0				HOME				2-2-0				6-6-0				10-1-0						
7-16-0		0-8-0		0-1-0				AWAY				2-2-0				0-1-0				5-4-0						
0-0-0		0-0-0		0-0-0				NEUTRAL				0-0-0				0-0-0				0-0-0						
12-14-0		0-5-0		0-3-0				NON-CONFERENCE				0-1-0				5-5-0				7-0-0						
12-6-0		0-0-0		0-2-0				HOME				0-0-0				5-4-0				7-0-0						
0-8-0		0-5-0		0-0-				AWAY				0-1-0				0-1-0				0-0-0						
0-0-0		0-0-0		0-0-0				NEUTRAL				0-0-0				0-0-0				0-0-0						
15-16-0		0-3-0		2-3-0				CONFERENCE				4-3-0				1-2-0				8-5-0						
8-8-0		0-0-0		2-3-0				HOME				2-2-0				1-2-0				3-1-0						
7-8-0		0-3-0		0-0-0				AWAY				2-1-0				0-0-0				5-4-0						
0-0-0		0-0-0		0-0-0				NEUTRAL				0-0-0				0-0-0				0-0-0						
RPI	S	Opponent		Score		RPI	S	Opponent		Score		RPI	S	Opponent		Score		RPI	S	Opponent		Score				
2	A	Coastal Caro.		4	10	32	A	Citadel		3	7	82	A	Charlotte		5	16	102	H	High Point		4	15			
2	A	Coastal Caro.		3	20	32	H	Citadel		4	10	84	H	Radford		8	5	102	H	High Point		8	4			
2	A	Coastal Caro.		7	11	32	H	Citadel		8	10	84	H	Radford		9	15	102	H	High Point		9	15			
17	A	South Carolina		6	14	49	H	Liberty		2	7	84	H	Radford		4	9	116	H	Kent St.		10	16			
20	A	Texas A&M		0	7	49	H	Liberty		8	5	90	A	VMI		6	5	119	A	Georgia		2	4			
20	A	Texas A&M		4	12	49	H	Liberty		11	2	90	A	VMI		8	2	133	H	Marist		19	4			
20	A	Texas A&M		1	2	49	H	Liberty		7	9	90	A	VMI		5	7	133	H	Marist		10	9			
21	A	North Carolina		5	14	49	H	Liberty		2	8	90	H	VMI		11	6	135	H	Toledo		4	5			
																		135	H	Toledo		5	4			
																		144	H	Canisius		3	2			
																		144	H	Canisius		1	3			
																		146	H	Columbia		11	5			
																		146	H	Columbia		2	4			
																		155	H	George Mason		11	4			
																		164	H	Penn St.		14	13			
																		180	A	Gardner-Webb		3	4			
																		180	A	Gardner-Webb		1	3			
																		180	A	Gardner-Webb		4	5			
																		180	H	Gardner-Webb		4	3			
																		182	H	Northwestern		8	4			
																		192	A	Charleston So.		2	1			
																		192	A	Charleston So.		7	3			
																		192	A	Charleston So.		5	7			
																		222	A	UNC Asheville		10	8			
																		222	A	UNC Asheville		15	3			
																		222	A	UNC Asheville		12	11			
																		232	H	Harvard		12	5			
						LAST 15 GAMES																				
						49 H Liberty						7	9	32 H Citadel	4	10	192 A Charleston So.	5	7							
						90 H VMI						11	6	90 A VMI	5	7	222 A UNC Asheville	10	8							
						49 H Liberty						2	7	90 A VMI	8	2	222 A UNC Asheville	15	3							
						180 H Gardner-Webb						4	3							222 A UNC Asheville	12	11				
						49 H Liberty						8	5							232 H Harvard	12	5				

Non-Div. I Games:

Winthrop

49	H	Liberty	11	2
49	H	Liberty	2	8

RPI	S	Opponent	Score	
238	H	Wagner	4	3
238	H	Wagner	3	2
238	H	Wagner	16	4
256	H	Presbyterian	15	12
256	H	Presbyterian	4	0
256	H	Presbyterian	7	8

Winthrop

W  
i  
n  
t  
h  
r  
o  
p

W  
i  
n  
t  
h  
r  
o  
p

Average RPI Win: 154		WON-LOST RECORD		WINNING PCT. RANK		LAST 15 GAMES		STRENGTH OF SCHEDULE		OPP. STRENGTH OF SCHEDULE		TEAM RPI		ADJ RPI		CONF. RPI		ADJ CONF. RPI	
DIV. I ONLY		17-38-0		.30909 265		4-11-0		101		143		211		.46387 217		9		9	
DIV. I NON-CONF.		8-17-0		.32 241		1-2-0		154		234		233		.4484 232		10		10	
TOTALS		RPI 1-25		RPI 26-50		W-L RECORDS		RPI 51-100		RPI 101-150		RPI 150+							
17-38-0		0-3-0		2-7-0		OVERALL		6-10-0		1-5-0		8-13-0							
13-17-0		0-0-0		2-4-0		HOME		5-8-0		1-0-0		5-5-0							
4-20-0		0-3-0		0-3-0		AWAY		1-2-0		0-5-0		3-7-0							
0-1-0		0-0-0		0-0-0		NEUTRAL		0-0-0		0-0-0		0-1-0							
8-17-0		0-3-0		0-0-0		NON-CONFERENCE		2-2-0		1-5-0		5-7-0							
8-7-0		0-0-0		0-0-0		HOME		2-2-0		1-0-0		5-5-0							
0-9-0		0-3-0		0-0-		AWAY		0-0-0		0-5-0		0-1-0							
0-1-0		0-0-0		0-0-0		NEUTRAL		0-0-0		0-0-0		0-1-0							
9-21-0		0-0-0		2-7-0		CONFERENCE		4-8-0		0-0-0		3-6-0							
5-10-0		0-0-0		2-4-0		HOME		3-6-0		0-0-0		0-0-0							
4-11-0		0-0-0		0-3-0		AWAY		1-2-0		0-0-0		3-6-0							
0-0-0		0-0-0		0-0-0		NEUTRAL		0-0-0		0-0-0		0-0-0							
RPI S	Opponent	Score		RPI S	Opponent	Score		RPI S	Opponent	Score		RPI S	Opponent	Score					
13 A	Vanderbilt	2	7	26 A	Col. of Charleston	6	17	54 H	Appalachian St.	4	13	128 A	New Mexico St.	4	6				
13 A	Vanderbilt	7	10	26 A	Col. of Charleston	0	3	54 H	Appalachian St.	6	7	128 A	New Mexico St.	5	6				
17 A	South Carolina	4	17	26 A	Col. of Charleston	2	8	54 H	Appalachian St.	3	10	128 A	New Mexico St.	7	20				
				32 H	Citadel	7	8	55 A	Western Caro.	2	8	128 A	New Mexico St.	15	22				
				32 H	Citadel	12	11	55 A	Western Caro.	5	2	137 A	East Tenn. St.	4	12				
				32 H	Citadel	2	3	55 A	Western Caro.	4	5	137 H	East Tenn. St.	8	7				
				41 H	Elon	2	8	57 H	Pittsburgh	6	18	180 A	Gardner-Webb	7	22				
				41 H	Elon	12	10	57 H	Pittsburgh	3	7	180 H	Gardner-Webb	8	10				
				41 H	Elon	4	14	57 H	Pittsburgh	9	8	180 H	Gardner-Webb	3	4				
								66 H	Ga. Southern	2	11	213 A	Davidson	15	8				
								66 H	Ga. Southern	12	6	213 A	Davidson	4	5				
								66 H	Ga. Southern	8	10	213 A	Davidson	5	13				
								69 H	Samford	0	13	222 H	UNC Asheville	6	16				
								69 H	Samford	14	9	224 A	UNC Greensboro	5	7				
								69 H	Samford	17	7	224 A	UNC Greensboro	17	9				
								81 H	Duke	6	4	224 A	UNC Greensboro	10	3				
												239 A	Furman	1	12				
												239 A	Furman	10	11				
												239 A	Furman	6	14				
												242 H	Dayton	8	10				
												242 H	Dayton	9	11				
												256 H	Presbyterian	18	9				
												256 N	Presbyterian	2	4				
												270 H	St. Peter's	9	2				
												270 H	St. Peter's	16	6				
												279 H	Butler	14	9				
												279 H	Butler	7	2				

Non-Div. I Games:

Wofford

239	A	Furman	6	14
81	H	Duke	6	4

W  
o  
f  
f  
o  
r  
d

W  
o  
f  
f  
o  
r  
d

Average RPI Win: 230		WON-LOST	WINNING	LAST 15	STRENGTH OF		OPP. STRENGTH	TEAM	ADJ	CONF.	ADJ CONF.
Average RPI Loss: 135		RECORD	PCT. RANK	GAMES	SCHEDULE		OF SCHEDULE	RPI	RPI	RPI	RPI
DIV. I ONLY		28-25-0	.5283	129	7-8-0		225	217	181	.48551	176
DIV. I NON-CONF.		9-17-0	.34615	230	0-4-0		64	51	183	.48749	176
TOTALS		RPI 1-25	RPI 26-50		W-L RECORDS		RPI 51-100		RPI 101-150		RPI 150+
28-25-0		1-5-0	0-1-0		OVERALL		0-1-0		3-9-0		24-9-0
11-4-0		0-0-0	0-0-0		HOME		0-0-0		0-1-0		11-3-0
12-14-0		1-5-0	0-1-0		AWAY		0-1-0		1-4-0		10-3-0
5-7-0		0-0-0	0-0-0		NEUTRAL		0-0-0		2-4-0		3-3-0
9-17-0		1-5-0	0-1-0		NON-CONFERENCE		0-1-0		3-9-0		5-1-0
4-1-0		0-0-0	0-0-0		HOME		0-0-0		0-1-0		4-0-0
2-11-0		1-5-0	0-0-		AWAY		0-1-0		1-4-0		0-0-0
3-5-0		0-0-0	0-0-0		NEUTRAL		0-0-0		2-4-0		1-1-0
19-8-0		0-0-0	0-0-0		CONFERENCE		0-0-0		0-0-0		19-8-0
7-3-0		0-0-0	0-0-0		HOME		0-0-0		0-0-0		7-3-0
10-3-0		0-0-0	0-0-0		AWAY		0-0-0		0-0-0		10-3-0
2-2-0		0-0-0	0-0-0		NEUTRAL		0-0-0		0-0-0		2-2-0
RPI S	Opponent	Score	RPI S	Opponent	Score	RPI S	Opponent	Score	RPI S	Opponent	Score
3 A	Virginia	3 13	33 A	Kentucky	1 11	97 A	Oklahoma St.	7 8	111 N	Le Moyne	6 1
3 A	Virginia	2 1							111 N	Le Moyne	2 6
13 A	Vanderbilt	2 18							112 A	Marshall	3 4
19 A	Clemson	6 8							112 A	Marshall	7 9
19 A	Clemson	3 4							112 A	Marshall	2 3
19 A	Clemson	6 12							135 A	Toledo	8 9
									136 A	Cincinnati	9 3
									136 H	Cincinnati	10 17
									136 N	Cincinnati	5 6
									144 N	Canisius	13 2
									144 N	Canisius	5 9
									145 N	Dartmouth	2 3
									177 H	Xavier	11 5
									177 N	Xavier	3 12
									186 N	Missouri St.	8 2
									211 H	Milwaukee	6 9
									211 H	Milwaukee	7 10
									211 H	Milwaukee	20 3
									211 N	Milwaukee	7 14
									211 N	Milwaukee	3 6
									211 N	Milwaukee	1 0
									219 A	Ill.-Chicago	5 4
									219 A	Ill.-Chicago	6 12
									219 H	Ill.-Chicago	14 10
									219 H	Ill.-Chicago	7 8
									219 H	Ill.-Chicago	14 3
									242 H	Dayton	11 0
LAST 15 GAMES			LAST 15 GAMES			LAST 15 GAMES			LAST 15 GAMES		
211 N	Milwaukee	3 6	273 H	Youngstown St.	9 8	211 N	Milwaukee	7 14	273 H	Youngstown St.	4 3
211 N	Milwaukee	1 0	288 H	Cleveland St.	10 9	211 N	Milwaukee	1 0	288 H	Cleveland St.	10 9
273 N	Youngstown St.	10 8				211 N	Milwaukee	1 0	288 H	Cleveland St.	10 9
112 A	Marshall	2 3				211 N	Milwaukee	1 0	288 H	Cleveland St.	10 9

Non-Div. I Games:

Trine

17 2

Otterbein

6 2

Wilmington (OH)

10 2

Wright St.

Wright St.

112	A	Marshall	3	4
112	A	Marshall	7	9

Through Games Of Sunday, May 30, 2010

RPI	S	Opponent	Score	
247	H	Ohio	12	4
255	H	Oakland	12	5
264	A	Valparaiso	11	1
264	A	Valparaiso	10	4
273	A	Youngstown St.	8	3
273	A	Youngstown St.	10	6
273	A	Youngstown St.	17	7
273	H	Youngstown St.	4	3
273	H	Youngstown St.	9	8
273	N	Youngstown St.	10	8
279	A	Butler	18	5
279	A	Butler	9	5
279	A	Butler	18	13
288	A	Cleveland St.	21	11
288	A	Cleveland St.	1	3
288	A	Cleveland St.	7	8
288	H	Cleveland St.	10	9
288	H	Cleveland St.	6	2

Wright St.

W  
r  
i  
g  
h  
t  
S  
t  
.

W  
r  
i  
g  
h  
t  
S  
t  
.

Average RPI Win: 197		WON-LOST RECORD		WINNING PCT. RANK		LAST 15 GAMES		STRENGTH OF SCHEDULE		OPP. STRENGTH OF SCHEDULE		TEAM RPI		ADJ RPI		CONF. RPI		ADJ CONF. RPI	
DIV. I ONLY		26-32-0		.44828 194		11-4-0		157		185		180		.4855 177		24		24	
DIV. I NON-CONF.		7-21-0		.25 261		0-0-0		123		26		228		.45358 225		23		23	
TOTALS		RPI 1-25		RPI 26-50		W-L RECORDS		RPI 51-100		RPI 101-150		RPI 150+							
26-32-0		1-3-0		0-5-0		OVERALL		3-4-0		1-7-0		21-13-0							
12-6-0		0-0-0		0-0-0		HOME		2-1-0		1-1-0		9-4-0							
12-24-0		1-3-0		0-5-0		AWAY		1-2-0		0-6-0		10-8-0							
2-2-0		0-0-0		0-0-0		NEUTRAL		0-1-0		0-0-0		2-1-0							
7-21-0		1-3-0		0-5-0		NON-CONFERENCE		1-2-0		1-7-0		4-4-0							
3-3-0		0-0-0		0-0-0		HOME		0-0-0		1-1-0		2-2-0							
3-18-0		1-3-0		0-0-0		AWAY		1-2-0		0-6-0		1-2-0							
1-0-0		0-0-0		0-0-0		NEUTRAL		0-0-0		0-0-0		1-0-0							
19-11-0		0-0-0		0-0-0		CONFERENCE		2-2-0		0-0-0		17-9-0							
9-3-0		0-0-0		0-0-0		HOME		2-1-0		0-0-0		7-2-0							
9-6-0		0-0-0		0-0-0		AWAY		0-0-0		0-0-0		9-6-0							
1-2-0		0-0-0		0-0-0		NEUTRAL		0-1-0		0-0-0		1-1-0							
RPI S	Opponent	Score		RPI S	Opponent	Score		RPI S	Opponent	Score		RPI S	Opponent	Score					
7 A	Louisville	4	7	33 A	Kentucky	6	11	74 A	Missouri	6	7	101 A	Ohio St.	7	12				
10 A	Georgia Tech	7	6	47 A	Tennessee	6	7	74 A	Missouri	2	4	103 A	Indiana	8	17				
10 A	Georgia Tech	4	5	47 A	North Carolina St.	7	10	74 A	Missouri	5	1	111 H	Le Moyne	2	6				
10 A	Georgia Tech	0	15	47 A	Tennessee	6	16	82 H	Charlotte	2	5	130 A	Wake Forest	2	4				
				47 A	Tennessee	1	17	82 H	Charlotte	9	7	130 A	Wake Forest	1	6				
								82 H	Charlotte	5	2	130 A	Wake Forest	10	12				
								82 N	Charlotte	7	18	136 A	Cincinnati	5	8				
												136 H	Cincinnati	10	4				
												153 A	Miami (OH)	11	12				
												153 A	Miami (OH)	10	8				
												153 H	Miami (OH)	3	5				
												173 A	Rhode Island	7	6				
												173 A	Rhode Island	2	3				
												173 A	Rhode Island	9	11				
												173 N	Rhode Island	4	2				
												176 A	Wright St.	5	11				
												176 N	Wright St.	12	3				
												206 A	St. Louis	0	8				
												206 A	St. Louis	4	3				
												206 A	St. Louis	4	5				
												206 N	St. Louis	9	12				
												208 H	Massachusetts	9	0				
												208 H	Massachusetts	11	6				
												208 H	Massachusetts	6	4				
												209 A	Richmond	10	6				
												209 A	Richmond	4	1				
												209 A	Richmond	7	8				
LAST 15 GAMES				LAST 15 GAMES				LAST 15 GAMES				LAST 15 GAMES							
				82 N	Charlotte	7	18	208 H	Massachusetts	11	6	208 H	Massachusetts	11	6				
				206 N	St. Louis	9	12	208 H	Massachusetts	9	0	208 H	Massachusetts	6	4				
				173 N	Rhode Island	4	2	82 H	Charlotte	5	2	209 A	Richmond	10	6				
				251 A	St. Joseph's	3	2					209 A	Richmond	4	1				
				251 A	St. Joseph's	3	2					209 A	Richmond	7	8				

Non-Div. I Games:

Xavier



251	A	St. Joseph's	18	1
208	H	Massachusetts	6	4

RPI	S	Opponent	Score	
242	A	Dayton	21	5
242	A	Dayton	12	11
242	A	Dayton	4	11
251	A	St. Joseph's	3	2
251	A	St. Joseph's	3	2
251	A	St. Joseph's	18	1
255	H	Oakland	6	5
255	H	Oakland	1	2
255	H	Oakland	3	2
262	H	La Salle	4	6
262	H	La Salle	9	1
262	H	La Salle	8	9
266	H	Duquesne	10	7
266	H	Duquesne	12	6
266	H	Duquesne	14	5

Xavier

X  
a  
v  
i  
e  
r

X  
a  
v  
i  
e  
r

[illegible]

**Non-Div. I Games:**

Yale

232	H	Harvard	12	14
218	H	Holy Cross	9	11

RPI	S	Opponent	Score	
245	N	Akron	4	14
250	H	Fairfield	3	4
250	H	Fairfield	7	3
257	A	NYIT	13	10
257	H	NYIT	4	0
257	H	NYIT	2	3
258	H	Princeton	6	5
258	H	Princeton	7	8
281	A	Quinnipiac	18	19
284	A	Hartford	12	7
284	A	Hartford	7	8
284	A	Hartford	17	5
284	A	Hartford	10	0
292	A	UMBC	10	4
292	A	UMBC	11	3
292	A	UMBC	7	3

Average RPI Win: 228		WON-LOST RECORD		WINNING PCT. RANK		LAST 15 GAMES		STRENGTH OF SCHEDULE		OPP. STRENGTH OF SCHEDULE		TEAM RPI		ADJ RPI		CONF. RPI		ADJ CONF. RPI	
DIV. I ONLY		19-34-0		.35849 242		3-12-0		276		255		273		.41486 273		28		28	
DIV. I NON-CONF.		9-15-0		.375 217		0-0-0		258		185		254		.43488 253		27		27	
TOTALS		RPI 1-25		RPI 26-50		W-L RECORDS		RPI 51-100		RPI 101-150		RPI 150+							
19-34-0		0-0-0		0-0-0		OVERALL		0-2-0		3-7-0		16-25-0							
8-13-0		0-0-0		0-0-0		HOME		0-1-0		2-3-0		6-9-0							
10-19-0		0-0-0		0-0-0		AWAY		0-1-0		1-4-0		9-14-0							
1-2-0		0-0-0		0-0-0		NEUTRAL		0-0-0		0-0-0		1-2-0							
9-15-0		0-0-0		0-0-0		NON-CONFERENCE		0-2-0		3-7-0		6-6-0							
3-5-0		0-0-0		0-0-0		HOME		0-1-0		2-3-0		1-1-0							
6-10-0		0-0-0		0-0-		AWAY		0-1-0		1-4-0		5-5-0							
0-0-0		0-0-0		0-0-0		NEUTRAL		0-0-0		0-0-0		0-0-0							
10-19-0		0-0-0		0-0-0		CONFERENCE		0-0-0		0-0-0		10-19-0							
5-8-0		0-0-0		0-0-0		HOME		0-0-0		0-0-0		5-8-0							
4-9-0		0-0-0		0-0-0		AWAY		0-0-0		0-0-0		4-9-0							
1-2-0		0-0-0		0-0-0		NEUTRAL		0-0-0		0-0-0		1-2-0							
RPI	S	Opponent	Score	RPI	S	Opponent	Score	RPI	S	Opponent	Score	RPI	S	Opponent	Score				
								57	A	Pittsburgh	11 15	111	H	Le Moyne	4 1				
								57	H	Pittsburgh	12 21	111	H	Le Moyne	8 6				
												111	H	Le Moyne	1 6				
												116	A	Kent St.	5 6				
												116	H	Kent St.	2 5				
												136	A	Cincinnati	5 15				
												136	A	Cincinnati	5 3				
												136	A	Cincinnati	6 7				
												143	A	Villanova	3 9				
												144	H	Canisius	4 16				
												176	A	Wright St.	8 9				
												176	A	Wright St.	3 4				
												176	H	Wright St.	3 8				
												176	H	Wright St.	7 17				
												176	H	Wright St.	6 10				
												176	N	Wright St.	8 10				
												198	A	Lipscomb	9 8				
												198	A	Lipscomb	2 8				
												211	A	Milwaukee	4 9				
												211	A	Milwaukee	7 8				
												211	A	Milwaukee	5 8				
												211	H	Milwaukee	8 9				
												211	H	Milwaukee	8 7				
												219	H	Ill.-Chicago	14 13				
												219	H	Ill.-Chicago	7 9				
												219	H	Ill.-Chicago	20 8				
												219	N	Ill.-Chicago	1 4				
Non-Div. I Games:		Walsh		13 6		Walsh		9 2		Walsh		6 4		Youngstown St.					

Youngstown St.

211 A Milwaukee	4	9
176 A Wright St.	8	9

Through Games Of Sunday, May 30, 2010

RPI	S	Opponent	Score	
219	N	Ill.-Chicago	8	4
228	A	New Orleans	1	7
228	A	New Orleans	11	4
228	A	New Orleans	7	8
245	A	Akron	8	9
245	H	Akron	5	11
248	A	Niagara	10	3
251	A	St. Joseph's	9	5
262	A	La Salle	7	5
264	A	Valparaiso	15	5
264	A	Valparaiso	3	14
264	H	Valparaiso	0	4
264	H	Valparaiso	4	6
264	H	Valparaiso	8	1
266	A	Duquesne	8	14
266	H	Duquesne	22	8
279	A	Butler	2	11
279	A	Butler	18	6
279	A	Butler	12	2
279	H	Butler	10	6
279	H	Butler	8	9
288	A	Cleveland St.	11	16
288	A	Cleveland St.	10	8
288	A	Cleveland St.	6	12

Youngstown St.

Y  
o  
u  
n  
g  
s  
t  
o  
w  
n  
s  
t  
.

Y  
o  
u  
n  
g  
s  
t  
o  
w  
n  
s  
t  
.