

SOS w/in Conf

.62534

(9)

V
ill
a
n
o
v
aV
ill
a
n
o
v
a

■ Loss, ■ Non-Conf, S Site, H Home, A Away, N Neutral

SOS w/in Conf

.62931

(6)

DIV. I ONLY		27- 4	4	11	11	3									
DIV. I NON-CONF.		12- 1	3	42	17	6									
<hr/>															
Quadrant 1		Quadrant 2		Quadrant 3		Quadrant 4									
OVERALL	6-3	9-1		8-0		4-0									
HOME	2-1	7-0		4-0		4-0									
AWAY	4-2	2-0		3-0		0-0									
NEUTRAL	0-0	0-1		1-0		0-0									
NON-CONFERENCE	1-0	4-1		4-0		3-0									
Q1: (H:1-30)(N:1-50)(A:1-75)		Q2: (H:31-75)(N:51-100)(A:76-135)		Q3: (H:76-160)(N:101-200)(A:136-240)		Q4: (H:161+)(N:201+)(A:241+)									
6-3 overall, 1-0 non_conference		9-1 overall, 4-1 non_conference		8-0 overall, 4-0 non_conference		4-0 overall, 3-0 non_conference									
RPI	S	Opponent	Score	RPI	S	Opponent	Score	RPI	S	Opponent	Score	RPI	S	Opponent	Score
2	A	Villanova	65 89 0110	34	H	Creighton	92 70 0113	90	H	St. John's (NY)	88 82 0117	164	H	Kent St.	96 70 1206
2	H	Villanova	79 95 0217	41	H	Providence	84 74 0228	94	H	ETSU	68 66 1216	179	H	DePaul	77 72 1230
7	H	Cincinnati	89 76 1202	45	H	Butler	86 79 0102	99	H	Marshall	81 77 1219	239	H	Hampton	96 60 1120
28	A	Seton Hall	73 64 0120	55	H	Marquette	89 70 0124	139	A	UNI	77 67 1222	292	H	Morehead St.	101 49 1110
28	H	Seton Hall	102 90 0214	59	H	Baylor	76 63 1128	158	H	Georgetown	96 91 0203				
34	A	Creighton	72 71 0210	66	N	Arizona St.	86 102 1124	158	A	Georgetown	89 77 0221				
41	A	Providence	72 81 0106	70	H	Rider	101 75 1113	179	A	DePaul	65 62 0303				
45	A	Butler	98 93 0206	75	H	Colorado	96 69 1209	191	N	George Washington	83 64 1123				
55	A	Marquette	91 87 1227	90	A	St. John's (NY)	73 68 0130								
				110	A	Wisconsin	80 70 1116								

X
a
vi
e
r

Non-Div I Games:

DIV. I ONLY				25- 6				15				14				29				4											
DIV. I NON-CONF.				12- 1				3				19				99				1											
Quadrant 1				Quadrant 2				Quadrant 3				Quadrant 4				TOTALS															
OVERALL				6-4				7-2				8-0				4-0				25- 6											
HOME				1-1				6-0				4-0				4-0				15- 1											
AWAY				2-3				1-2				3-0				0-0				6- 5											
NEUTRAL				3-0				0-0				1-0				0-0				4- 0											
NON-CONFERENCE				3-0				2-1				4-0				3-0				12- 1											
Q1: (H:1-30)(N:1-50)(A:1-75) 6-4 overall, 3-0 non_conference								Q2: (H:31-75)(N:51-100)(A:(76-135) 7-2 overall, 2-1 non_conference								Q3: (H:76-160)(N:101-200)(A:136-240) 8-0 overall, 4-0 non_conference								Q4: (H:161+)(N:201+)(A:241+) 4-0 overall, 3-0 non_conference							
RPI	S	Opponent	Score		RPI	S	Opponent	Score		RPI	S	Opponent	Score		RPI	S	Opponent	Score													
1	H	Virginia	63	65	0127	39	H	Louisville	82	56	0221	92	H	South Dakota	96	80	1202	178	H	Saint Francis (PA)	124	67	1205								
5	A	North Carolina	78	82	0208	44	H	Syracuse	60	44	0224	98	H	Furman	92	63	1120	205	H	Elon	97	68	1110								
5	H	North Carolina	74	64	0303	51	H	Florida St.	100	93	1230	150	H	Evansville	104	40	1220	215	H	Pittsburgh	81	54	0120								
12	A	Clemson	66	57	0218	63	H	Virginia Tech	74	52	0214	156	A	Georgia Tech	80	69	0211	306	H	Southern U.	78	61	1117								
15	N	Michigan St.	88	81	1114	65	H	Notre Dame	88	66	0129	158	N	Portland St.	99	81	1123														
26	A	Miami (FL)	83	75	0115	73	H	Utah Valley	99	69	1111	160	H	Wake Forest	89	71	0113														
37	N	Florida	87	84	1126	89	A	Boston College	84	89	1209	160	A	Wake Forest	84	70	0123														
46	N	Texas	85	78	1124	90	A	St. John's (NY)	77	81	0203	215	A	Pittsburgh	87	52	0110														
63	A	Virginia Tech	63	64	0226	119	A	Indiana	91	81	1129																				
64	A	NC State	85	96	0106																										

Non-Div I Games:

North Carolina

DIV. I ONLY				23- 9				42				1				4				5											
DIV. I NON-CONF.				11- 2				15				10				8				4											
Quadrant 1				Quadrant 2				Quadrant 3				Quadrant 4				TOTALS															
OVERALL				11-7				3-1				5-1				4-0				23- 9											
HOME				3-1				1-1				5-1				3-0				12- 3											
AWAY				5-5				2-0				0-0				0-0				7- 5											
NEUTRAL				3-1				0-0				0-0				1-0				4- 1											
NON-CONFERENCE				4-1				2-0				2-1				3-0				11- 2											
Q1: (H:1-30)(N:1-50)(A:1-75) 11-7 overall, 4-1 non_conference								Q2: (H:31-75)(N:51-100)(A:76-135) 3-1 overall, 2-0 non_conference								Q3: (H:76-160)(N:101-200)(A:136-240) 5-1 overall, 2-1 non_conference								Q4: (H:161+)(N:201+)(A:241+) 4-0 overall, 3-0 non_conference							
RPI	S	Opponent	Score		RPI	S	Opponent	Score		RPI	S	Opponent	Score		RPI	S	Opponent	Score													
1	A	Virginia	49	61	0106	64	H	NC State	91	95	0127	82	H	Bucknell	93	81	1115	162	H	Tulane	97	73	1203								
4	H	Duke	82	78	0208	65	H	Notre Dame	83	66	0212	89	H	Boston College	96	66	0109	215	H	Pittsburgh	96	65	0203								
4	A	Duke	64	74	0303	80	A	Stanford	96	72	1120	126	H	Wofford	75	79	1220	219	H	Western Caro.	104	61	1206								
10	A	Tennessee	78	73	1217	84	A	Davidson	85	75	1201	139	H	UNI	86	69	1110	285	N	Portland	102	78	1123								
12	H	Clemson	87	79	0116							156	H	Georgia Tech	80	66	0120														
12	A	Clemson	78	82	0130							160	H	Wake Forest	73	69	1230														
13	H	Michigan	86	71	1129																										
15	N	Michigan St.	45	63	1126																										
21	N	Ohio St.	86	72	1223																										
26	H	Miami (FL)	88	91	0227																										
30	N	Arkansas	87	68	1124																										
39	A	Louisville	93	76	0217																										
44	A	Syracuse	78	74	0221																										
44	N	Syracuse	78	59	0307																										
51	A	Florida St.	80	81	0103																										
63	A	Virginia Tech	69	80	0122																										
64	A	NC State	96	89	0210																										
65	A	Notre Dame	69	68	0113																										

North Carolina

Non-Div I Games:

DIV. I ONLY				24- 7				26				2				5				6											
DIV. I NON-CONF.				11- 2				15				24				11				16											
Quadrant 1				Quadrant 2				Quadrant 3				Quadrant 4				TOTALS															
OVERALL 10-3				8-3				2-1				4-0				24- 7															
HOME 2-1				6-2				2-1				4-0				14- 4															
AWAY 6-2				1-1				0-0				0-0				7- 3															
NEUTRAL 2-0				1-0				0-0				0-0				3- 0															
NON-CONFERENCE 4-0				2-2				1-0				4-0				11- 2															
Q1: (H:1-30)(N:1-50)(A:1-75) 10-3 overall, 4-0 non_conference								Q2: (H:31-75)(N:51-100)(A:(76-135)) 8-3 overall, 2-2 non_conference								Q3: (H:76-160)(N:101-200)(A:136-240) 2-1 overall, 1-0 non_conference								Q4: (H:161+)(N:201+)(A:241+) 4-0 overall, 4-0 non_conference							
RPI	S	Opponent	Score					RPI	S	Opponent	Score					RPI	S	Opponent	Score					RPI	S	Opponent	Score				
17	N	Kentucky	65	61	1114			31	H	West Virginia	77	69	0217			85	H	Oklahoma St.	79	84	0203			186	H	Oakland	102	59	1124		
20	A	TCU	88	84	0106			40	H	South Dakota St.	98	64	1117			87	H	Toledo	96	58	1128			193	H	Tennessee St.	92	56	1110		
20	H	TCU	71	64	0206			46	H	Texas	80	70	0226			135	H	Iowa St.	83	78	0109			238	H	Texas Southern	114	71	1121		
23	H	Texas Tech	73	85	0102			47	H	Oklahoma	104	74	0219											282	H	Omaha	109	64	1218		
23	A	Texas Tech	74	72	0224			59	H	Baylor	70	67	0120																		
25	H	Texas A&M	79	68	0127			60	H	Washington	65	74	1206																		
31	A	West Virginia	71	66	0115			62	H	Kansas St.	73	72	0113																		
44	N	Syracuse	76	60	1202			66	H	Arizona St.	85	95	1210																		
46	A	Texas	92	86	1229			80	N	Stanford	75	54	1221																		
47	A	Oklahoma	80	85	0123			85	A	Oklahoma St.	64	82	0303																		
57	A	Nebraska	73	72	1216			135	A	Iowa St.	83	77	0213																		
59	A	Baylor	64	80	0210																										
62	A	Kansas St.	70	56	0129																										

Non-Div I Games:

■ Loss, ■ Non-Conf, S Site, H Home, A Away, N Neutral

DIV. I ONLY				28- 6				11				41				52				9											
DIV. I NON-CONF.				11- 2				15				84				26				25											
Quadrant 1				Quadrant 2				Quadrant 3				Quadrant 4				TOTALS															
OVERALL 6-4				5-2				7-0				10-0				28- 6															
HOME 1-1				3-0				3-0				9-0				16- 1															
AWAY 3-1				1-1				4-0				0-0				8- 2															
NEUTRAL 2-2				1-1				0-0				1-0				4- 3															
NON-CONFERENCE 3-1				1-1				1-0				6-0				11- 2															
Q1: (H:1-30)(N:1-50)(A:1-75) 6-4 overall, 3-1 non_conference								Q2: (H:31-75)(N:51-100)(A:(76-135) 5-2 overall, 1-1 non_conference								Q3: (H:76-160)(N:101-200)(A:136-240) 7-0 overall, 1-0 non_conference								Q4: (H:161+)(N:201+)(A:241+) 10-0 overall, 6-0 non_conference							
RPI	S	Opponent	Score		RPI	S	Opponent	Score		RPI	S	Opponent	Score		RPI	S	Opponent	Score													
10	N	Tennessee	75	78 1122	39	H	Louisville	66	57 1128	79	H	Penn St.	76	73 0218	169	H	Northwestern	74	69 1203												
13	A	Michigan	70	69 0109	52	N	Western Ky.	73	77 1123	103	H	Lipscomb	98	66 1230	171	H	Minnesota	84	60 0225												
13	H	Michigan	92	88 0125	57	H	Nebraska	74	62 0106	110	H	Wisconsin	78	50 0116	180	H	Fairfield	106	64 1118												
13	N	Michigan	66	75 0304	74	H	Maryland	75	67 0131	155	A	Iowa	87	64 0120	190	H	Valparaiso	80	50 1207												
15	A	Michigan St.	65	68 0210	79	N	Penn St.	78	70 0303	171	A	Minnesota	81	47 0113	193	H	Tennessee St.	97	48 1221												
18	N	Arizona	89	64 1124	110	A	Wisconsin	53	57 0215	182	A	Illinois	93	86 0222	203	H	Rutgers	82	51 0103												
21	H	Ohio St.	63	64 0207	119	A	Indiana	74	67 0128	203	A	Rutgers	78	76 0203	203	N	Rutgers	82	75 0302												
45	N	Butler	82	67 1216											287	H	SIUE	105	74 1110												
55	A	Marquette	86	71 1114											294	H	IUPUI	86	61 1210												
74	A	Maryland	80	75 1201											338	H	Chicago St.	111	42 1112												

Non-Div I Games:

DIV. I ONLY		23- 7	30	31	1	10
DIV. I NON-CONF.		10- 2	31	38	12	15
Quadrant 1		Quadrant 2		Quadrant 3		Quadrant 4
OVERALL	5-6	6-1		9-0		3-0
HOME	2-2	1-0		7-0		3-0
AWAY	2-3	4-1		2-0		0-0
NEUTRAL	1-1	1-0		0-0		0-0
NON-CONFERENCE	1-2	2-0		4-0		3-0
Q1: (H:1-30)(N:1-50)(A:1-75) 5-6 overall, 1-2 non_conference		Q2: (H:31-75)(N:51-100)(A:76-135) 6-1 overall, 2-0 non_conference		Q3: (H:76-160)(N:101-200)(A:136-240) 9-0 overall, 4-0 non_conference		Q4: (H:161+)(N:201+)(A:241+) 3-0 overall, 3-0 non_conference
RPI	S	Opponent	Score	RPI	S	Opponent
2	N	Villanova	76 85 1123	37	H	Florida
5	H	North Carolina	73 78 1217	64	N	NC State
8	H	Auburn	84 94 0102	76	A	South Carolina
9	N	Purdue	78 75 1122	83	A	Georgia
17	H	Kentucky	76 65 0106	122	A	Vanderbilt
17	A	Kentucky	61 59 0206	133	A	Ole Miss
25	H	Texas A&M	75 62 0113	135	A	Iowa St.
30	A	Arkansas	93 95 1230			
33	A	Missouri	55 59 0117			
56	A	Alabama	50 78 0210			
72	A	Mississippi St.	76 54 0227			
				RPI	S	Opponent
				76	H	South Carolina
				83	H	Georgia
				88	H	LSU
				98	H	Furman
				103	H	Lipscomb
				122	H	Vanderbilt
				133	H	Ole Miss
				156	A	Georgia Tech
				160	A	Wake Forest

Non-Div I Games:

W
ic
hi
ta
St

■ Loss, ■ Non-Conf, S Site, H Home, A Away, N Neutral

DIV. I ONLY				22- 8				36				17				28				12											
DIV. I NON-CONF.				11- 1				9				64				96				11											
Quadrant 1				Quadrant 2				Quadrant 3				Quadrant 4				TOTALS															
OVERALL				4-8				6-0				6-0				22- 8															
HOME				2-1				5-0				3-0				5-0				15- 1											
AWAY				1-6				1-0				2-0				0-0				4- 6											
NEUTRAL				1-1				0-0				1-0				1-0				3- 1											
NON-CONFERENCE				2-1				1-0				3-0				5-0				11- 1											
Q1: (H:1-30)(N:1-50)(A:1-75) 4-8 overall, 2-1 non_conference								Q2: (H:31-75)(N:51-100)(A:(76-135) 6-0 overall, 1-0 non_conference								Q3: (H:76-160)(N:101-200)(A:136-240) 6-0 overall, 3-0 non_conference								Q4: (H:161+)(N:201+)(A:241+) 6-0 overall, 5-0 non_conference							
RPI	S	Opponent	Score					RPI	S	Opponent	Score					RPI	S	Opponent	Score												
1	A	Virginia	36	61	0123			39	H	Louisville	74	69	0106			76	H	South Carolina	64	48	1219	204	N	Ohio	81	76	1116				
4	H	Duke	57	66	0218			51	H	Florida St.	76	63	0228			117	N	Hofstra	78	59	1117	215	H	Pittsburgh	72	48	0208				
5	A	North Carolina	79	87	0116			54	H	Louisiana	89	60	1222			127	H	UNC Asheville	83	52	1203	219	H	Western Caro.	85	57	1110				
5	H	North Carolina	82	78	0130			64	H	NC State	78	62	1230			156	A	Georgia Tech	72	70	0128	238	H	Texas Southern	84	77	1124				
21	A	Ohio St.	79	65	1129			65	H	Notre Dame	67	58	0120			156	H	Georgia Tech	75	67	0224	244	H	N.C. A&T	87	63	1112				
26	H	Miami (FL)	72	63	0113			89	A	Boston College	74	70	0103			160	A	Wake Forest	75	67	0203	295	H	Samford	81	59	1209				
37	N	Florida	71	69	1216																										
44	A	Syracuse	52	55	0303																										
50	N	Temple	60	67	1119																										
51	A	Florida St.	79	81	0214																										
63	A	Virginia Tech	58	65	0221																										
64	A	NC State	77	78	0111																										

Non-Div I Games:

DIV. I ONLY

DIV. I NON-CONF.

27- 7

10- 2

22

31

52

270

59

98

13

66

Quadrant 1

OVERALL

HOME

AWAY

NEUTRAL

NON-CONFERENCE

6-5

1-1

3-4

2-0

1-1

Quadrant 2

5-1

2-0

2-0

1-1

1-1

Quadrant 3

5-1

2-0

1-1

2-0

1-0

Quadrant 4

11-0

10-0

0-0

1-0

7-0

TOTALS

27- 7

15- 1

6- 5

6- 1

10- 2

Q1: (H:1-30)(N:1-50)(A:1-75)

6-5 overall, 1-1 non_conference

Q2: (H:31-75)(N:51-100)(A:76-135)

5-1 overall, 1-1 non_conference

Q3: (H:76-160)(N:101-200)(A:136-240)

5-1 overall, 1-0 non_conference

Q4: (H:161+)(N:201+)(A:241+)

11-0 overall, 7-0 non_conference

RPI

S

Opponent

Score

5

A

North Carolina

71 86 1129

9

H

Purdue

69 70 0109

9

A

Purdue

88 92 0125

9

N

Purdue

75 66 0304

15

A

Michigan St.

82 72 0113

15

N

Michigan St.

75 64 0303

21

A

Ohio St.

62 71 1204

21

H

Ohio St.

74 62 0218

46

A

Texas

59 52 1212

57

A

Nebraska

52 72 0118

74

A

Maryland

85 61 0224

RPI

S

Opponent

Score

36

H

UCLA

78 69 1209

57

N

Nebraska

77 58 0302

74

H

Maryland

68 67 0115

79

A

Penn St.

72 63 0221

88

N

LSU

75 77 1120

110

A

Wisconsin

83 72 0211

RPI

S

Opponent

Score

119

H

Indiana

69 55 1202

138

N

VCU

68 60 1122

155

A

Iowa

75 68 0102

155

H

Iowa

74 59 0214

155

N

Iowa

77 71 0301

169

A

Northwestern

52 61 0206

RPI

S

Opponent

Score

167

H

Central Mich.

72 65 1113

169

H

Northwestern

58 47 0129

171

H

Minnesota

76 73 0203

182

H

Illinois

79 69 0106

203

H

Rutgers

62 47 0121

216

H

North Florida

86 66 1111

222

H

Southern Miss.

61 47 1116

280

H

Jacksonville

76 51 1230

299

H

UC Riverside

87 42 1126

318

N

Detroit Mercy

90 58 1216

350

H

Alabama A&M

97 47 1221

Non-Div I Games: Chaminade 102 64

DIV. I ONLY		21- 10	57	4	6	17
DIV. I NON-CONF.		11- 2	15	6	38	8
Quadrant 1		Quadrant 2		Quadrant 3		Quadrant 4
OVERALL	3-8	9-2		5-0		4-0
HOME	1-1	7-1		5-0		3-0
AWAY	2-5	2-1		0-0		0-0
NEUTRAL	0-2	0-0		0-0		1-0
NON-CONFERENCE	1-2	4-0		2-0		4-0
Q1: (H:1-30)(N:1-50)(A:1-75)		Q2: (H:31-75)(N:51-100)(A:76-135)		Q3: (H:76-160)(N:101-200)(A:136-240)		Q4: (H:161+)(N:201+)(A:241+)
3-8 overall, 1-2 non_conference		9-2 overall, 4-0 non_conference		5-0 overall, 2-0 non_conference		4-0 overall, 4-0 non_conference
RPI S Opponent Score	RPI S Opponent Score		RPI S Opponent Score		RPI S Opponent Score	
6 N Kansas 61 65 1114	33 H Missouri 87 66 0224		83 H Georgia 66 61 1231		195 H Troy 70 62 1120	
8 A Auburn 66 76 0214	37 H Florida 64 66 0120		94 H ETSU 78 61 1117		201 N Monmouth 93 76 1209	
10 A Tennessee 65 76 0106	39 H Louisville 90 61 1229		118 H Harvard 79 70 1202		209 H Fort Wayne 86 67 1122	
10 H Tennessee 59 61 0206	53 H Vermont 73 69 1112		122 H Vanderbilt 83 81 0130		240 H Ill.-Chicago 107 73 1126	
25 H Texas A&M 74 73 0109	56 H Alabama 81 71 0217		133 H Ole Miss 96 78 0228			
25 A Texas A&M 74 85 0210	63 H Virginia Tech 93 86 1216					
30 A Arkansas 87 72 0220	72 H Mississippi St. 78 65 0123					
31 A West Virginia 83 76 0127	73 H Utah Valley 73 63 1110					
33 A Missouri 60 69 0203	76 A South Carolina 68 76 0116					
36 N UCLA 75 83 1223	88 A LSU 74 71 0103					
37 A Florida 67 80 0303	122 A Vanderbilt 74 67 0113					

Non-Div I Games:

DIV. I ONLY				24- 8				32				27				57				21											
DIV. I NON-CONF.				9- 4				85				35				33				61											
Quadrant 1				Quadrant 2				Quadrant 3				Quadrant 4				TOTALS															
OVERALL				3-5				6-2				9-1				6-0				24- 8											
HOME				2-1				3-0				5-1				6-0				16- 2											
AWAY				1-1				2-1				3-0				0-0				6- 2											
NEUTRAL				0-3				1-1				1-0				0-0				2- 4											
NON-CONFERENCE				0-4				2-0				3-0				4-0				9- 4											
Q1: (H:1-30)(N:1-50)(A:1-75) 3-5 overall, 0-4 non_conference								Q2: (H:31-75)(N:51-100)(A:(76-135) 6-2 overall, 2-0 non_conference								Q3: (H:76-160)(N:101-200)(A:136-240) 9-1 overall, 3-0 non_conference								Q4: (H:161+)(N:201+)(A:241+) 6-0 overall, 4-0 non_conference							
RPI	S	Opponent	Score		RPI	S	Opponent	Score		RPI	S	Opponent	Score		RPI	S	Opponent	Score													
5	N	North Carolina	72	86	1223	57	H	Nebraska	64 59 0122	79	H	Penn St.	79 82 0125	182	H	Illinois	75 67 0204														
9	A	Purdue	64	63	0207	58	H	Northeastern	80 55 1119	95	H	William & Mary	97 62 1209	197	H	Robert Morris	95 64 1110														
12	H	Clemson	65	79	1129	74	H	Maryland	91 69 0111	119	H	Indiana	71 56 0130	203	H	Rutgers	79 52 0220														
13	H	Michigan	71	62	1204	79	A	Penn St.	56 79 0215	125	H	Radford	82 72 1112	238	H	Texas Southern	82 64 1116														
13	A	Michigan	62	74	0218	79	N	Penn St.	68 69 0302	154	H	Miami (OH)	72 59 1230	249	H	Appalachian St.	80 67 1216														
15	H	Michigan St.	80	64	0107	80	N	Stanford	79 71 1124	155	A	Iowa	92 81 0104	283	H	The Citadel	94 65 1219														
24	N	Gonzaga	59	86	1123	110	A	Wisconsin	83 58 1202	155	H	Iowa	82 64 0210																		
45	N	Butler	66	67	1126	119	A	Indiana	80 78 0223	169	A	Northwestern	71 65 0117																		
										171	N	Minnesota	67 49 0120																		
										203	A	Rutgers	68 46 0114																		

Non-Div I Games:

DIV. I ONLY				24- 6				17				81				105				22											
DIV. I NON-CONF.				10- 2				31				56				138				18											
Quadrant 1				Quadrant 2				Quadrant 3				Quadrant 4				TOTALS															
OVERALL 3-2				4-1				7-2				10-1				24- 6															
HOME 1-0				1-0				3-0				8-1				13- 1															
AWAY 2-1				1-1				4-2				2-0				9- 4															
NEUTRAL 0-1				2-0				0-0				0-0				2- 1															
NON-CONFERENCE 2-1				4-0				0-0				4-1				10- 2															
Q1: (H:1-30)(N:1-50)(A:1-75) 3-2 overall, 2-1 non_conference								Q2: (H:31-75)(N:51-100)(A:76-135) 4-1 overall, 4-0 non_conference								Q3: (H:76-160)(N:101-200)(A:136-240) 7-2 overall, 0-0 non_conference								Q4: (H:161+)(N:201+)(A:241+) 10-1 overall, 4-1 non_conference							
RPI	S	Opponent	Score		RPI	S	Opponent	Score		RPI	S	Opponent	Score		RPI	S	Opponent	Score													
16	A	Rhode Island	73	87	0113	53	N	Vermont	81	79	1216	84	H	Davidson	117	***	0227	165	H	Niagara	75	77	1110								
16	H	Rhode Island	77	74	0216	58	H	Northeastern	84	65	1220	136	A	Dayton	72	82	0103	184	H	Richmond	97	88	0210								
20	N	TCU	79	89	1125	74	N	Maryland	63	61	1124	138	A	VCU	68	63	0224	185	H	Yale	75	67	1209								
32	A	Buffalo	73	62	1202	84	A	Davidson	73	83	0119	148	H	Saint Louis	79	56	0207	191	H	George Washington	70	52	0128								
44	A	Syracuse	60	57	1222	121	A	Canisius	73	65	1206	148	A	Saint Louis	64	56	0303	231	H	Massachusetts	98	78	1230								
												149	A	Saint Joseph's	78	85	0106	248	A	Duquesne	84	81	0203								
												149	H	Saint Joseph's	70	67	0124	248	H	Duquesne	73	67	0221								
												199	A	George Mason	85	69	0131	289	H	Fordham	77	61	0110								
												202	A	La Salle	79	68	0213	298	A	Siena	75	55	1129								
																		330	H	Jackson St.	72	58	1118								
																		347	H	UMES	96	48	1120								

Non-Div I Games:

SOS w/in Conf

.63742

(9)

T
e
x
a
s
T
e
c
h

T
e
x
a
s
T
e
c
h

■ Loss, ■ Non-Conf, S Site, H Home, A Away, N Neutral

DIV. I ONLY		30- 4	2	126	106	24
DIV. I NON-CONF.		10- 3	46	116	29	39
Quadrant 1		Quadrant 2		Quadrant 3		Quadrant 4
OVERALL	5-2	3-2		7-0		15-0
HOME	0-0	2-1		3-0		10-0
AWAY	3-0	0-1		3-0		4-0
NEUTRAL	2-2	1-0		1-0		1-0
NON-CONFERENCE	3-2	1-1		1-0		5-0
Q1: (H:1-30)(N:1-50)(A:1-75)		Q2: (H:31-75)(N:51-100)(A:76-135)		Q3: (H:76-160)(N:101-200)(A:136-240)		Q4: (H:161+)(N:201+)(A:241+)
5-2 overall, 3-2 non_conference		3-2 overall, 1-1 non_conference		7-0 overall, 1-0 non_conference		15-0 overall, 5-0 non_conference
RPI	S	Opponent	Score	RPI	S	Opponent
2	N	Villanova	72 88 1205	34	H	Creighton
21	N	Ohio St.	86 59 1123	43	H	Saint Mary's (CA)
37	N	Florida	105 111 1124	68	H	BYU
43	A	Saint Mary's (CA)	78 65 0210	68	N	BYU
46	N	Texas	76 71 1126	91	A	San Diego St.
60	A	Washington	97 70 1210			
68	A	BYU	79 65 0224			
RPI	S	Opponent	Score	RPI	S	Opponent
137	A	San Francisco	75 65 0113	137	H	San Francisco
137	N	San Francisco	82 73 0127	137	N	San Francisco
137	N	San Francisco	88 60 0305	144	H	San Diego
144	H	San Diego	69 59 0201	144	A	San Diego
144	A	San Diego	77 72 0222	157	H	Utah St.
157	H	Utah St.	79 66 1118	187	A	Pacific
187	A	Pacific	71 61 0208			
RPI	S	Opponent	Score	RPI	S	Opponent
187	H	Pacific	81 48 1228	220	H	North Dakota
220	H	North Dakota	89 83 1216	238	H	Texas Southern
238	H	Texas Southern	97 69 1110	257	A	Loyola Marymount
257	A	Loyola Marymount	85 66 0106	257	H	Loyola Marymount
257	H	Loyola Marymount	76 46 0215	257	N	Loyola Marymount
257	N	Loyola Marymount	83 69 0303	266	H	Santa Clara
266	H	Santa Clara	101 52 1230	266	A	Santa Clara
266	A	Santa Clara	75 60 0120	285	H	Portland
285	H	Portland	103 57 0111	285	A	Portland
285	A	Portland	95 79 0125	294	H	IUPUI
294	H	IUPUI	101 71 1218	317	A	Pepperdine
317	A	Pepperdine	89 59 0104	317	H	Pepperdine
317	H	Pepperdine	81 67 0217	339	H	Howard
339	H	Howard	106 69 1114	348	H	Incarnate Word
348	H	Incarnate Word	103 68 1129			

Non-Div I Games:

DIV. I ONLY				20- 11				80				7				8				25											
DIV. I NON-CONF.				11- 2				15				13				37				5											
Quadrant 1				Quadrant 2				Quadrant 3				Quadrant 4				TOTALS															
OVERALL				5-7				7-3				4-1				4-0				20- 11											
HOME				2-0				3-2				4-1				4-0				13- 3											
AWAY				2-6				2-1				0-0				0-0				4- 7											
NEUTRAL				1-1				2-0				0-0				0-0				3- 1											
NON-CONFERENCE				2-2				3-0				2-0				4-0				11- 2											
Q1: (H:1-30)(N:1-50)(A:1-75) 5-7 overall, 2-2 non_conference								Q2: (H:31-75)(N:51-100)(A:76-135) 7-3 overall, 3-0 non_conference								Q3: (H:76-160)(N:101-200)(A:136-240) 4-1 overall, 2-0 non_conference								Q4: (H:161+)(N:201+)(A:241+) 4-0 overall, 4-0 non_conference							
RPI	S	Opponent	Score		RPI	S	Opponent	Score		RPI	S	Opponent	Score		RPI	S	Opponent	Score													
6	A	Kansas	68	79	0127	32	H	Buffalo	89 73 1221	76	H	South Carolina	83 60 0203	188	H	Savannah St.	113 66 1213														
8	A	Auburn	81	80	0207	33	H	Missouri	60 49 0120	88	H	LSU	68 69 0106	221	H	UTRGV	78 60 1130														
10	A	Tennessee	62	75	0113	37	H	Florida	66 83 0102	112	H	Northern Ky.	64 58 1219	237	H	Prairie View	73 53 1209														
17	A	Kentucky	73	74	0109	56	H	Alabama	68 66 0303	113	H	UC Santa Barbara	84 65 1117	317	H	Pepperdine	81 65 1124														
17	H	Kentucky	85	74	0210	72	H	Mississippi St.	81 93 0220	133	H	Ole Miss	71 69 0116																		
18	N	Arizona	64	67	1205	79	N	Penn St.	98 87 1121																						
30	H	Arkansas	80	66	0130	83	A	Georgia	61 60 0228																						
30	A	Arkansas	75	94	0217	85	N	Oklahoma St.	72 55 1120																						
31	N	West Virginia	88	65	1110	88	A	LSU	65 77 0123																						
33	A	Missouri	58	62	0213	122	A	Vanderbilt	89 81 0224																						
35	A	Southern California	75	59	1126																										
56	A	Alabama	57	79	1230																										

Non-Div I Games:

L
o
y
o
l
a
C
h
i
c
a
g
o

■ Loss, ■ Non-Conf, S Site, H Home, A Away, N Neutral

DIV. I ONLY

DIV. I NON-CONF.

21- 10

11- 2

57

15

24

103

20

43

28

20

Quadrant 1

OVERALL 4-7

HOME 0-2

AWAY 3-4

NEUTRAL 1-1

NON-CONFERENCE 2-1

Quadrant 2

4-1

3-1

1-0

0-0

0-0

Quadrant 3

7-2

5-0

1-2

1-0

4-1

Quadrant 4

6-0

6-0

0-0

0-0

5-0

TOTALS

21- 10

14- 3

5- 6

2- 1

11- 2

Q1: (H:1-30)(N:1-50)(A:1-75)

4-7 overall, 2-1 non_conference

Q2: (H:31-75)(N:51-100)(A:(76-135)

4-1 overall, 0-0 non_conference

Q3: (H:76-160)(N:101-200)(A:136-240)

7-2 overall, 4-1 non_conference

Q4: (H:161+)(N:201+)(A:241+)

6-0 overall, 5-0 non_conference

RPI

S

Opponent

Score

2

A

Villanova

76 92 0204

2

H

Villanova

68 69 0228

3

H

Xavier

64 73 0120

3

A

Xavier

90 102 0214

16

N

Rhode Island

74 75 1123

23

N

Texas Tech

89 79 1130

34

A

Creighton

63 80 0117

39

A

Louisville

79 77 1203

41

A

Providence

89 77 0221

45

A

Butler

90 87 0106

55

A

Marquette

64 84 0109

RPI

S

Opponent

Score

34

H

Creighton

90 84 1228

41

H

Providence

73 57 0131

45

H

Butler

77 70 0303

55

H

Marquette

85 88 0207

90

A

St. John's (NY)

81 74 0224

RPI

S

Opponent

Score

90

H

St. John's (NY)

75 70 1231

108

H

Wagner

89 68 1220

119

H

Indiana

84 68 1115

122

N

Vanderbilt

72 59 1124

138

H

VCU

90 67 1209

158

H

Georgetown

74 61 0113

158

A

Georgetown

80 83 0210

179

A

DePaul

86 70 0128

203

A

Rutgers

65 71 1216

RPI

S

Opponent

Score

179

H

DePaul

82 77 0218

201

H

Monmouth

75 65 1112

228

H

Manhattan

74 62 1223

253

H

Saint Peter's

84 61 1212

256

H

Fairleigh Dickinson

90 68 1110

270

H

NJIT

82 53 1118






Non-Div I Games:

DIV. I ONLY				23- 6				23				70				136				29											
DIV. I NON-CONF.				7- 4				110				11				25				23											
Quadrant 1				Quadrant 2				Quadrant 3				Quadrant 4				TOTALS															
OVERALL 2-3				3-1				7-2				11-0				23- 6															
HOME 0-0				1-0				2-2				7-0				10- 2															
AWAY 2-0				2-1				5-0				3-0				12- 1															
NEUTRAL 0-3				0-0				0-0				1-0				1- 3															
NON-CONFERENCE 1-3				1-0				3-1				2-0				7- 4															
Q1: (H:1-30)(N:1-50)(A:1-75) 2-3 overall, 1-3 non_conference								Q2: (H:31-75)(N:51-100)(A:(76-135) 3-1 overall, 1-0 non_conference								Q3: (H:76-160)(N:101-200)(A:136-240) 7-2 overall, 3-1 non_conference								Q4: (H:161+)(N:201+)(A:241+) 11-0 overall, 2-0 non_conference							
RPI	S	Opponent	Score		RPI	S	Opponent	Score		RPI	S	Opponent	Score		RPI	S	Opponent	Score													
8	N	Auburn	70	76	1216	52	H	Western Ky.	82 64 0301	81	H	Belmont	63 69 1116	170	H	FGCU	85 72 1121														
26	N	Miami (FL)	81	84	1225	77	A	Old Dominion	66 59 0201	99	H	Marshall	67 76 0303	181	H	UTSA	75 51 0125														
35	N	Southern California	84	89	1223	99	A	Marshall	63 73 0118	133	H	Ole Miss	77 58 1209	194	H	Louisiana Tech	72 57 0111														
48	A	Murray St.	72	67	1113	122	A	Vanderbilt	66 63 1206	146	A	UAB	63 60 1230	222	H	Southern Miss.	69 49 0113														
52	A	Western Ky.	66	62	0120					146	H	UAB	79 54 0224	224	N	Princeton	69 67 1222														
										170	A	FGCU	81 76 1202	235	H	North Texas	79 73 0210														
										193	A	Tennessee St.	75 65 1118	275	A	Fla. Atlantic	61 57 0106														
										194	A	Louisiana Tech	87 70 0217	291	H	UTEP	81 50 0127														
										222	A	Southern Miss.	72 62 0215	293	A	FIU	71 66 0104														
														325	A	Charlotte	78 73 0203														
														328	H	Rice	94 75 0208														

Non-Div I Games: Trevecca Nazaren 104 52

DIV. I ONLY				21- 10				57				43				2				30											
DIV. I NON-CONF.				11- 2				15				119				13				22											
Quadrant 1				Quadrant 2				Quadrant 3				Quadrant 4				TOTALS															
OVERALL				5-8				3-1				8-1				5-0				21- 10											
HOME				3-1				1-0				6-1				5-0				15- 2											
AWAY				1-6				2-1				0-0				0-0				3- 7											
NEUTRAL				1-1				0-0				2-0				0-0				3- 1											
NON-CONFERENCE				1-2				0-0				5-0				5-0				11- 2											
Q1: (H:1-30)(N:1-50)(A:1-75) 5-8 overall, 1-2 non_conference								Q2: (H:31-75)(N:51-100)(A:(76-135) 3-1 overall, 0-0 non_conference								Q3: (H:76-160)(N:101-200)(A:136-240) 8-1 overall, 5-0 non_conference								Q4: (H:161+)(N:201+)(A:241+) 5-0 overall, 5-0 non_conference							
RPI	S	Opponent	Score		RPI	S	Opponent	Score		RPI	S	Opponent	Score		RPI	S	Opponent	Score													
5	N	North Carolina	68	87	1124	33	H	Missouri	65 63 0113	76	H	South Carolina	81 65 0206	171	H	Minnesota	95 79 1209														
8	A	Auburn	77	88	0106	83	A	Georgia	80 77 0123	82	H	Bucknell	101 73 1112	212	H	CSU Bakersfield	95 68 1227														
8	H	Auburn	91	82	0227	88	A	LSU	86 94 0203	85	H	Oklahoma St.	66 65 0127	234	H	Colorado St.	92 66 1205														
10	H	Tennessee	95	93	1230	133	A	Ole Miss	75 64 0213	88	H	LSU	54 75 0110	255	H	Oral Roberts	104 69 1219														
17	H	Kentucky	72	87	0220					102	H	Fresno St.	83 75 1117	295	H	Samford	95 56 1110														
19	A	Houston	65	91	1202					107	N	UConn	102 67 1126																		
25	A	Texas A&M	66	80	0130					122	H	Vanderbilt	72 54 0210																		
25	H	Texas A&M	94	75	0217					133	H	Ole Miss	97 93 0120																		
33	A	Missouri	67	77	0303					195	N	Troy	88 63 1216																		
37	A	Florida	73	88	0117																										
47	N	Oklahoma	92	83	1123																										
56	A	Alabama	76	73	0224																										
72	A	Mississippi St.	75	78	0102																										

Non-Div I Games:

<p>           </p>	<p>           </p>	<p>           </p>	<p>           </p>	<p>           </p>	<p>           </p>	<p>           </p>	<p>           </p>	<p>           </p>	<p>           </p>	<p>           </p>	<p>           </p>	<p>           </p>	<p>           </p>	<p>    </p>
--	--	--	--	--	--	--	--	--	--	--	--	--	--	--

Non-Div I Games:

B
u
ff
a
o

■ Loss, ■ Non-Conf, S Site, H Home, A Away, N Neutral

DIV. I ONLY

DIV. I NON-CONF.

19- 11

9- 3

88

59

33

82

7

48

33

38

Quadrant 1

OVERALL

HOME

AWAY

NEUTRAL

NON-CONFERENCE

5-7

4-1

1-5

0-1

0-2

Quadrant 2

6-2

1-1

4-1

1-0

2-0

Quadrant 3

6-2

5-1

0-0

1-1

5-1

Quadrant 4

2-0

2-0

0-0

0-0

2-0

TOTALS

19- 11

12- 3

5- 6

2- 2

9- 3

Q1: (H:1-30)(N:1-50)(A:1-75)

5-7 overall, 0-2 non_conference

Q2: (H:31-75)(N:51-100)(A:(76-135)

6-2 overall, 2-0 non_conference

Q3: (H:76-160)(N:101-200)(A:136-240)

6-2 overall, 5-1 non_conference

Q4: (H:161+)(N:201+)(A:241+)

2-0 overall, 2-0 non_conference

RPI

S

Opponent

Score

8

H

Auburn

73 91 0124

10

H

Tennessee

59 55 0117

17

H

Kentucky

69 60 0203

17

A

Kentucky

66 87 0224

25

A

Texas A&M

49 60 0120

25

H

Texas A&M

62 58 0213

30

A

Arkansas

63 65 0113

30

H

Arkansas

77 67 0303

31

N

West Virginia

79 83 1126

49

A

Utah

59 77 1116

56

A

Alabama

69 60 0131

72

A

Mississippi St.

62 74 0127

RPI

S

Opponent

Score

37

H

Florida

75 77 0106

72

H

Mississippi St.

89 85 0210

76

A

South Carolina

79 68 0103

78

A

UCF

62 59 1130

88

A

LSU

63 64 0217

90

N

St. John's (NY)

90 82 1124

122

A

Vanderbilt

74 66 0227

133

A

Ole Miss

75 69 0206

RPI

S

Opponent

Score

83

H

Georgia

68 56 0110

108

H

Wagner

99 55 1113

124

H

SFA

82 81 1219

133

H

Ole Miss

87 90 0220

135

H

Iowa St.

74 59 1110

154

H

Miami (OH)

70 51 1205

182

N

Illinois

64 70 1223

189

N

Long Beach St.

95 58 1123

RPI

S

Opponent

Score

216

H

North Florida

85 51 1216

302

H

Green Bay

100 77 1209

Non-Div I Games: Emnoria St 67 62

DIV. I ONLY				20- 10				65				48				43				34											
DIV. I NON-CONF.				10- 2				31				232				204				63											
Quadrant 1				Quadrant 2				Quadrant 3				Quadrant 4				TOTALS															
OVERALL				3-8				4-2				6-0				7-0				20- 10											
HOME				2-1				3-1				3-0				7-0				15- 2											
AWAY				0-7				1-0				3-0				0-0				4- 7											
NEUTRAL				1-0				0-1				0-0				0-0				1- 1											
NON-CONFERENCE				1-1				1-1				2-0				6-0				10- 2											
Q1: (H:1-30)(N:1-50)(A:1-75) 3-8 overall, 1-1 non_conference								Q2: (H:31-75)(N:51-100)(A:76-135) 4-2 overall, 1-1 non_conference								Q3: (H:76-160)(N:101-200)(A:136-240) 6-0 overall, 2-0 non_conference								Q4: (H:161+)(N:201+)(A:241+) 7-0 overall, 6-0 non_conference							
RPI	S	Opponent	Score		RPI	S	Opponent	Score		RPI	S	Opponent	Score		RPI	S	Opponent	Score													
2	A	Villanova	78	98	0201	41	H	Providence	83 64 1231	90	H	St. John's (NY)	78 71 0103	179	H	DePaul	82 57 0227														
2	H	Villanova	89	83	0224	45	H	Butler	85 74 0109	120	H	UT Arlington	90 81 1218	185	H	Yale	92 76 1110														
3	A	Xavier	70	92	0113	55	H	Marquette	86 90 0217	158	A	Georgetown	90 66 0106	220	H	North Dakota	111 68 1205														
3	H	Xavier	71	72	0210	57	H	Nebraska	75 65 1209	158	H	Georgetown	85 77 0127	287	H	SIUE	103 66 1125														
24	A	Gonzaga	74	91	1201	59	N	Baylor	59 65 1121	169	A	Northwestern	92 88 1115	344	H	USC Upstate	116 62 1220														
28	A	Seton Hall	84	90	1228	90	A	St. John's (NY)	68 63 0123	179	A	DePaul	76 75 0207	346	H	Alcorn	109 72 1112														
28	H	Seton Hall	80	63	0117									347	H	UMES	87 36 1215														
36	N	UCLA	100	89	1120																										
41	A	Providence	71	85	0120																										
45	A	Butler	70	93	0220																										
55	A	Marquette	81	85	0303																										

Non-Div I Games: Remidii St

94 46

DIV. I ONLY		21- 10	57	46	53	35
DIV. I NON-CONF.		9- 4	85	63	66	60
<hr/>						
Quadrant 1		Quadrant 2		Quadrant 3		Quadrant 4
OVERALL	5-5	4-4		5-0		7-1
HOME	0-1	3-2		3-0		6-1
AWAY	3-3	1-2		2-0		0-0
NEUTRAL	2-1	0-0		0-0		1-0
NON-CONFERENCE	2-2	1-1		1-0		5-1
Q1: (H:1-30)(N:1-50)(A:1-75) 5-5 overall, 2-2 non_conference		Q2: (H:31-75)(N:51-100)(A:76-135) 4-4 overall, 1-1 non_conference		Q3: (H:76-160)(N:101-200)(A:136-240) 5-0 overall, 1-0 non_conference		Q4: (H:161+)(N:201+)(A:241+) 7-1 overall, 5-1 non_conference
RPI	S	Opponent	Score	RPI	S	Opponent
18	A	Arizona	67 81 0210	36	H	UCLA
25	H	Texas A&M	59 75 1126	49	H	Utah
29	N	Middle Tenn.	89 84 1223	60	H	Washington
36	A	UCLA	79 82 0203	69	H	Oregon
42	N	New Mexico St.	77 72 1225	75	H	Colorado
47	N	Oklahoma	83 85 1208	80	A	Stanford
49	A	Utah	74 58 0224	115	A	SMU
66	A	Arizona St.	78 80 0208	122	A	Vanderbilt
69	A	Oregon	75 70 0118			
75	A	Colorado	75 64 0221			

Non-Div I Games:

U
C
L
A

DIV. I ONLY		20- 10	65	62	39	36
DIV. I NON-CONF.		9- 3	59	79	20	42
Quadrant 1		Quadrant 2		Quadrant 3		Quadrant 4
OVERALL	3-7	4-2		7-1		6-0
HOME	0-1	4-1		4-0		6-0
AWAY	2-5	0-1		1-1		0-0
NEUTRAL	1-1	0-0		2-0		0-0
NON-CONFERENCE	1-3	0-0		4-0		4-0
Q1: (H:1-30)(N:1-50)(A:1-75) 3-7 overall, 1-3 non_conference		Q2: (H:31-75)(N:51-100)(A:76-135) 4-2 overall, 0-0 non_conference		Q3: (H:76-160)(N:101-200)(A:136-240) 7-1 overall, 4-0 non_conference		Q4: (H:161+)(N:201+)(A:241+) 6-0 overall, 4-0 non_conference
RPI	S	Opponent	Score	RPI	S	Opponent
7	H	Cincinnati	63 77 1216	35	H	Southern California
13	A	Michigan	69 78 1209	49	H	Utah
17	N	Kentucky	83 75 1223	60	H	Washington
18	A	Arizona	82 74 0208	69	H	Oregon
34	N	Creighton	89 100 1120	75	H	Colorado
35	A	Southern California	83 72 0303	80	A	Stanford
49	A	Utah	78 84 0222			
66	A	Arizona St.	79 88 0210			
69	A	Oregon	91 94 0120			
75	A	Colorado	76 80 0225			
				RPI	S	Opponent
				80	H	Stanford
				92	H	South Dakota
				110	N	Wisconsin
				131	H	UC Irvine
				143	A	Oregon St.
				143	H	Oregon St.
				156	N	Georgia Tech
				218	A	California
				RPI	S	Opponent
				176	H	Washington St.
				212	H	CSU Bakersfield
				218	H	California
				225	H	Central Ark.
				318	H	Detroit Mercy
				331	H	South Carolina St.

U
C
L
A

Non-Div I Games:

Fl
o
r
i
d
a

DIV. I ONLY				20- 11				80				32				3				37											
DIV. I NON-CONF.				9- 4				85				48				18				62											
Quadrant 1				Quadrant 2				Quadrant 3				Quadrant 4				TOTALS															
OVERALL				9-4				4-5				2-2				5-0				20- 11											
HOME				3-1				2-2				2-2				5-0				12- 5											
AWAY				4-1				1-3				0-0				0-0				5- 4											
NEUTRAL				2-2				1-0				0-0				0-0				3- 2											
NON-CONFERENCE				2-3				2-1				0-0				5-0				9- 4											
Q1: (H:1-30)(N:1-50)(A:1-75) 9-4 overall, 2-3 non_conference								Q2: (H:31-75)(N:51-100)(A:76-135) 4-5 overall, 2-1 non_conference								Q3: (H:76-160)(N:101-200)(A:136-240) 2-2 overall, 0-0 non_conference								Q4: (H:161+)(N:201+)(A:241+) 5-0 overall, 5-0 non_conference							
RPI	S	Opponent	Score	RPI	S	Opponent	Score	RPI	S	Opponent	Score	RPI	S	Opponent	Score																
4	N	Duke	84 87 1126	51	H	Florida St.	66 83 1204	76	H	South Carolina	72 77 0124	216	H	North Florida	108 68 1116																
7	N	Cincinnati	66 60 1209	56	H	Alabama	50 68 0203	83	H	Georgia	69 72 0214	243	H	Gardner-Webb	116 74 1113																
8	H	Auburn	72 66 0224	59	H	Baylor	81 60 0127	88	H	LSU	73 64 0207	272	H	James Madison	72 63 1220																
10	A	Tennessee	57 62 0221	72	H	Mississippi St.	71 54 0110	122	H	Vanderbilt	81 74 1230	311	H	New Hampshire	70 63 1119																
12	N	Clemson	69 71 1216	76	A	South Carolina	65 41 0210					348	H	Incarnate Word	75 60 1222																
17	A	Kentucky	66 64 0120	80	N	Stanford	108 87 1123																								
17	H	Kentucky	80 67 0303	83	A	Georgia	60 72 0130																								
24	N	Gonzaga	111 105 1124	122	A	Vanderbilt	68 71 0217																								
25	A	Texas A&M	83 66 0102	133	A	Ole Miss	72 78 0113																								
27	H	Loyola Chicago	59 65 1206																												
30	H	Arkansas	88 73 0117																												
33	A	Missouri	77 75 0106																												
56	A	Alabama	73 52 0227																												

Fl
o
r
i
d
a

Non-Div I Games:

DIV. I ONLY				22- 7				31				125				93				38											
DIV. I NON-CONF.				9- 2				40				235				70				59											
Quadrant 1				Quadrant 2				Quadrant 3				Quadrant 4				TOTALS															
OVERALL 2-2				4-3				6-2				10-0				22- 7															
HOME 1-1				0-0				5-0				8-0				14- 1															
AWAY 1-1				3-3				1-1				1-0				6- 5															
NEUTRAL 0-0				1-0				0-1				1-0				2- 1															
NON-CONFERENCE 2-0				1-1				0-1				6-0				9- 2															
Q1: (H:1-30)(N:1-50)(A:1-75) 2-2 overall, 2-0 non_conference								Q2: (H:31-75)(N:51-100)(A:76-135) 4-3 overall, 1-1 non_conference								Q3: (H:76-160)(N:101-200)(A:136-240) 6-2 overall, 0-1 non_conference								Q4: (H:161+)(N:201+)(A:241+) 10-0 overall, 6-0 non_conference							
RPI	S	Opponent	Score		RPI	S	Opponent	Score		RPI	S	Opponent	Score		RPI	S	Opponent	Score													
14	A	Nevada	68	74 0120	86	N	Illinois St.	82	64 1117	91	H	San Diego St.	83	80 0113	177	H	Grand Canyon	85	80 1213												
14	H	Nevada	72	77 0214	91	A	San Diego St.	64	72 0227	93	H	Wyoming	95	87 0303	234	H	Colorado St.	93	71 1227												
27	H	Loyola Chicago	87	53 1128	93	A	Wyoming	78	79 0106	129	H	New Mexico	90	62 0103	252	A	Air Force	70	64 0127												
69	A	Oregon	73	70 1201	102	A	Fresno St.	70	64 0109	130	H	UNLV	93	91 0203	252	H	Air Force	76	52 0217												
					115	A	SMU	63	86 1218	135	N	Iowa St.	64	75 1119	257	H	Loyola Marymount	68	48 1125												
					129	A	New Mexico	73	71 0206	157	H	Utah St.	71	67 0117	260	H	Southern Utah	90	69 1112												
					130	A	UNLV	83	74 1230	157	A	Utah St.	65	71 0210	285	H	Portland	77	54 1203												
										234	A	Colorado St.	87	54 0221	291	N	UTEP	58	56 1116												
															309	H	Sacramento St.	77	54 1209												
															314	H	San Jose St.	94	71 0124												

Non-Div I Games: Eastern Ore 104 65

DIV. I ONLY				20- 12				92				20				35				39											
DIV. I NON-CONF.				10- 3				46				86				90				43											
Quadrant 1				Quadrant 2				Quadrant 3				Quadrant 4				TOTALS															
OVERALL 3-10				2-2				8-0				7-0				20- 12															
HOME 0-3				1-2				6-0				7-0				14- 5															
AWAY 3-7				0-0				1-0				0-0				4- 7															
NEUTRAL 0-0				1-0				1-0				0-0				2- 0															
NON-CONFERENCE 0-3				0-0				4-0				6-0				10- 3															
Q1: (H:1-30)(N:1-50)(A:1-75) 3-10 overall, 0-3 non_conference								Q2: (H:31-75)(N:51-100)(A:76-135) 2-2 overall, 0-0 non_conference								Q3: (H:76-160)(N:101-200)(A:136-240) 8-0 overall, 4-0 non_conference								Q4: (H:161+)(N:201+)(A:241+) 7-0 overall, 6-0 non_conference							
RPI	S	Opponent	Score					RPI	S	Opponent	Score					RPI	S	Opponent	Score												
1	A	Virginia	64	74	0131			44	H	Syracuse	73	78	0205			89	H	Boston College	77	69	0121										
1	H	Virginia	66	67	0301			51	H	Florida St.	76	80	0203			100	H	Southern Ill.	84	42	1121										
4	A	Duke	56	82	0221			51	N	Florida St.	82	74	0307			114	N	Memphis	81	72	1216										
5	H	North Carolina	76	93	0217			63	H	Virginia Tech	94	86	0113			119	H	Indiana	71	62	1209										
9	A	Purdue	57	66	1128										142	H	Albany (NY)	70	68	1220											
12	A	Clemson	69	74	0106										156	H	Georgia Tech	77	54	0208											
17	A	Kentucky	61	90	1229										160	H	Wake Forest	96	77	0127											
26	A	Miami (FL)	75	78	0124										215	A	Pittsburgh	94	60	0211											
28	H	Seton Hall	77	79	1203																										
51	A	Florida St.	73	69	0110																										
63	A	Virginia Tech	75	68	0224																										
64	A	NC State	69	76	0303																										
65	A	Notre Dame	82	78	0116																										
																								177 H Grand Canyon 74 56 1223							
																								178 H Saint Francis (PA) 84 72 1124							
																								199 H George Mason 72 61 1112							
																								215 H Pittsburgh 77 51 0102							
																								282 H Omaha 87 78 1117							
																								298 H Siena 86 60 1206							
																								341 H Bryant 102 59 1211							

New Mexico StateNew Mexico State

Syracuse

DIV. I ONLY				20- 13				107				15				15				44											
DIV. I NON-CONF.				11- 2				15				21				51				14											
Quadrant 1				Quadrant 2				Quadrant 3				Quadrant 4				TOTALS															
OVERALL				3-8				3-3				9-2				5-0				20- 13											
HOME				1-3				3-2				5-0				5-0				14- 5											
AWAY				2-3				0-1				2-2				0-0				4- 6											
NEUTRAL				0-2				0-0				2-0				0-0				2- 2											
NON-CONFERENCE				0-2				2-0				5-0				4-0				11- 2											
Q1: (H:1-30)(N:1-50)(A:1-75) 3-8 overall, 0-2 non_conference								Q2: (H:31-75)(N:51-100)(A:76-135) 3-3 overall, 2-0 non_conference								Q3: (H:76-160)(N:101-200)(A:136-240) 9-2 overall, 5-0 non_conference								Q4: (H:161+)(N:201+)(A:241+) 5-0 overall, 4-0 non_conference							
RPI	S	Opponent	Score					RPI	S	Opponent	Score					RPI	S	Opponent	Score					RPI	S	Opponent	Score				
1	A	Virginia	61	68	0109			32	H	Buffalo	81	74	1219			87	H	Toledo	72	64	1122			186	H	Oakland	74	50	1120		
1	H	Virginia	44	59	0203			63	H	Virginia Tech	68	56	1231			89	H	Boston College	81	63	0124			192	H	Colgate	72	58	1209		
4	A	Duke	44	60	0224			64	H	NC State	70	74	0214			105	H	Iona	71	62	1114			215	H	Pittsburgh	59	45	0116		
5	H	North Carolina	74	78	0221			65	H	Notre Dame	49	51	0106			107	N	UConn	72	63	1205			238	H	Texas Southern	80	67	1118		
5	N	North Carolina	59	78	0307			74	H	Maryland	72	70	1127			109	H	Eastern Mich.	62	47	1227			241	H	Cornell	77	45	1110		
6	N	Kansas	60	76	1202			89	A	Boston College	70	85	0228			156	A	Georgia Tech	51	55	0131										
12	H	Clemson	55	52	0303										158	A	Georgetown	86	79	1216											
22	H	St. Bonaventure	57	60	1222										160	A	Wake Forest	67	73	0103											
26	A	Miami (FL)	62	55	0217										160	H	Wake Forest	78	70	0211											
39	A	Louisville	78	73	0205										160	N	Wake Forest	73	64	0306											
51	A	Florida St.	90	101	0113										215	A	Pittsburgh	60	55	0127											

Syracuse

Non-Div I Games:

DIV. I ONLY				19- 12				100				26				23				45											
DIV. I NON-CONF.				10- 3				46				128				57				54											
Quadrant 1				Quadrant 2				Quadrant 3				Quadrant 4				TOTALS															
OVERALL 3-10				4-1				6-1				6-0				19- 12															
HOME 1-2				4-0				3-1				6-0				14- 3															
AWAY 1-6				0-1				2-0				0-0				3- 7															
NEUTRAL 1-2				0-0				1-0				0-0				2- 2															
NON-CONFERENCE 1-3				1-0				3-0				5-0				10- 3															
Q1: (H:1-30)(N:1-50)(A:1-75) 3-10 overall, 1-3 non_conference								Q2: (H:31-75)(N:51-100)(A:76-135) 4-1 overall, 1-0 non_conference								Q3: (H:76-160)(N:101-200)(A:136-240) 6-1 overall, 3-0 non_conference								Q4: (H:161+)(N:201+)(A:241+) 6-0 overall, 5-0 non_conference							
RPI	S	Opponent	Score		RPI	S	Opponent	Score		RPI	S	Opponent	Score		RPI	S	Opponent	Score													
2	H	Villanova	101	93	1230	34	H	Creighton	93	70	0220	90	H	St. John's (NY)	70	45	0127	179	H	DePaul	80	57	0203								
2	A	Villanova	75	86	0210	41	H	Providence	69	54	0217	98	H	Furman	82	65	1118	224	H	Princeton	85	75	1112								
3	A	Xavier	79	86	0102	49	H	Utah	81	69	1205	148	H	Saint Louis	75	45	1202	292	H	Morehead St.	85	69	1219								
3	H	Xavier	93	98	0206	55	H	Marquette	94	83	0112	158	N	Portland St.	71	69	1124	300	H	Kennesaw St.	82	64	1110								
9	N	Purdue	67	82	1216	90	A	St. John's (NY)	68	75	0228	158	A	Georgetown	91	89	1227	301	H	Western Ill.	107	46	1221								
21	N	Ohio St.	67	66	1126							158	H	Georgetown	83	87	0213	329	H	Youngstown St.	95	67	1209								
28	H	Seton Hall	87	90	0106							179	A	DePaul	79	67	0120														
28	A	Seton Hall	70	77	0303																										
34	A	Creighton	74	85	0109																										
41	A	Providence	60	70	0115																										
46	N	Texas	48	61	1123																										
55	A	Marquette	92	72	0131																										
74	A	Maryland	65	79	1115																										

Non-Div I Games:

DIV. I ONLY

DIV. I NON-CONF.

19- 13

10- 3

115

46

19

100

14

28

46

47

Quadrant 1

OVERALL

HOME

AWAY

NEUTRAL

NON-CONFERENCE

5-10

2-2

2-6

1-2

2-3

Quadrant 2

3-3

2-2

1-1

0-0

0-0

Quadrant 3

6-0

4-0

1-0

1-0

3-0

Quadrant 4

5-0

5-0

0-0

0-0

5-0

TOTALS

19- 13

13- 4

4- 7

2- 2

10- 3

Q1: (H:1-30)(N:1-50)(A:1-75)

5-10 overall, 2-3 non_conference

Q2: (H:31-75)(N:51-100)(A:(76-135)

3-3 overall, 0-0 non_conference

Q3: (H:76-160)(N:101-200)(A:136-240)

6-0 overall, 3-0 non_conference

Q4: (H:161+)(N:201+)(A:241+)

5-0 overall, 5-0 non_conference

RPI

S

Opponent

Score

4

N

Duke

78 85 1124

6

H

Kansas

86 92 1229

6

A

Kansas

70 80 0226

13

H

Michigan

52 59 1212

20

H

TCU

99 98 0110

20

A

TCU

71 87 0210

23

H

Texas Tech

67 58 0117

23

A

Texas Tech

71 73 0131

24

N

Gonzaga

71 76 1126

31

A

West Virginia

51 86 0120

45

N

Butler

61 48 1123

47

A

Oklahoma

77 66 0217

56

A

Alabama

66 50 1222

59

A

Baylor

60 69 0106

62

A

Kansas St.

48 58 0221

RPI

S

Opponent

Score

31

H

West Virginia

87 79 0303

47

H

Oklahoma

79 74 0203

59

H

Baylor

73 74 0212

62

H

Kansas St.

64 67 0207

85

A

Oklahoma St.

64 65 0113

135

A

Iowa St.

74 70 0101

RPI

S

Opponent

Score

85

H

Oklahoma St.

65 64 0224

103

H

Lipscomb

80 57 1118

133

H

Ole Miss

85 72 0127

135

H

Iowa St.

73 57 0122

135

N

Iowa St.

68 64 0307

138

A

VCU

71 67 1205

RPI

S

Opponent

Score

193

H

Tennessee St.

47 46 1218

194

H

Louisiana Tech

75 60 1216

311

H

New Hampshire

78 60 1114

332

H

Florida A&M

82 58 1129

342

H

Northwestern St.

105 59 1110

Non-Div I Games:

Oklahoma

■ Loss, ■ Non-Conf, S Site, H Home, A Away, N Neutral

DIV. I ONLY				24- 5				9				177				212				48											
DIV. I NON-CONF.				6- 3				95				142				83				102											
Quadrant 1				Quadrant 2				Quadrant 3				Quadrant 4				TOTALS															
OVERALL 0-2				3-1				6-2				15-0				24- 5															
HOME 0-2				0-0				2-0				10-0				12- 2															
AWAY 0-0				2-1				3-2				5-0				10- 3															
NEUTRAL 0-0				1-0				1-0				0-0				2- 0															
NON-CONFERENCE 0-2				2-0				1-1				3-0				6- 3															
Q1: (H:1-30)(N:1-50)(A:1-75) 0-2 overall, 0-2 non_conference								Q2: (H:31-75)(N:51-100)(A:(76-135) 3-1 overall, 2-0 non_conference								Q3: (H:76-160)(N:101-200)(A:136-240) 6-2 overall, 1-1 non_conference								Q4: (H:161+)(N:201+)(A:241+) 15-0 overall, 3-0 non_conference							
RPI	S	Opponent	Score		RPI	S	Opponent	Score		RPI	S	Opponent	Score		RPI	S	Opponent	Score													
8	H	Auburn	77	81	1219	81	A	Belmont	72 79	0118	100	H	Southern Ill.	81 73 1125	161	H	Tennessee Tech	75 65	0217												
29	H	Middle Tenn.	67	72	1113	81	N	Belmont	68 51 0303	147	A	Jacksonville St.	71 76	0111	166	H	Austin Peay	84 63	0208												
						86	A	Illinois St.	78 72 1209	147	H	Jacksonville St.	68 60 0215	258	H	Southeast Mo. St.	89 73	0104													
						101	A	Wright St.	80 61 1118	147	N	Jacksonville St.	70 63 0302	258	A	Southeast Mo. St.	87 75	0201													
										148	A	Saint Louis	55 69	1212	262	H	Eastern Ill.	80 52	1228												
										161	A	Tennessee Tech	71 45 0113	262	A	Eastern Ill.	76 66	0222													
										166	A	Austin Peay	73 64 0224	273	H	Eastern Ky.	88 73	0127													
										193	A	Tennessee St.	76 57 0120	287	H	SIUE	87 63	1230													
														287	A	SIUE	75 66	0210													
														292	H	Morehead St.	87 81	0125													
														308	H	UT Martin	82 68	0106													
														308	A	UT Martin	66 53	0203													
														318	A	Detroit Mercy	81 72	1222													
														327	H	Marist	100 63	1216													
														332	H	Florida A&M	80 59	1202													

Non-Div I Games:	Brescia	118	61	Harris-Stowe	85	56
------------------	---------	-----	----	--------------	----	----

M
u
r
r
a
y
S
t
.

M
u
r
r
a
y
S
t
.

Fl
o
r
i
d
a
S
t
.

DIV. I ONLY				20- 11				80				78				27				51											
DIV. I NON-CONF.				11- 1				9				321				122				67											
Quadrant 1				Quadrant 2				Quadrant 3				Quadrant 4				TOTALS															
OVERALL				6-7				1-3				4-1				9-0				20- 11											
HOME				3-1				1-1				2-0				7-0				13- 2											
AWAY				3-5				0-1				1-1				0-0				4- 7											
NEUTRAL				0-1				0-1				1-0				2-0				3- 2											
NON-CONFERENCE				1-0				0-1				2-0				8-0				11- 1											
Q1: (H:1-30)(N:1-50)(A:1-75) 6-7 overall, 1-0 non_conference								Q2: (H:31-75)(N:51-100)(A:76-135) 1-3 overall, 0-1 non_conference								Q3: (H:76-160)(N:101-200)(A:136-240) 4-1 overall, 2-0 non_conference								Q4: (H:161+)(N:201+)(A:241+) 9-0 overall, 8-0 non_conference							
RPI	S	Opponent	Score		RPI	S	Opponent	Score		RPI	S	Opponent	Score		RPI	S	Opponent	Score													
1	H	Virginia	55	59	0207	39	H	Louisville	69	73	0110	89	H	Boston College	85	76	0303	191	H	George Washington	87	67	1114								
4	A	Duke	93	100	1230	44	H	Syracuse	101	90	0113	156	H	Georgia Tech	88	77	0124	215	H	Pittsburgh	88	75	0218								
5	H	North Carolina	81	80	0103	85	N	Oklahoma St.	70	71	1216	160	A	Wake Forest	72	76	0131	222	H	Southern Miss.	98	45	1221								
12	H	Clemson	81	79	0214	89	A	Boston College	75	81	0115	162	N	Tulane	72	53	1210	234	N	Colorado St.	90	73	1119								
12	A	Clemson	63	76	0228							203	A	Rutgers	78	73	1128	263	H	Charleston So.	69	58	1218								
26	A	Miami (FL)	74	80	0107													283	H	The Citadel	113	78	1124								
26	H	Miami (FL)	103	94	0127													289	N	Fordham	67	43	1117								
37	A	Florida	83	66	1204													300	H	Kennesaw St.	98	79	1122								
39	A	Louisville	80	76	0203													324	H	Loyola Maryland	96	71	1206								
39	N	Louisville	74	82	0307																										
63	A	Virginia Tech	91	82	0120																										
64	A	NC State	72	92	0225																										
65	A	Notre Dame	69	84	0210																										

Fl
o
r
i
d
a
S
t
.

Non-Div I Games:

DIV. I ONLY				21- 9				50				79				146				52											
DIV. I NON-CONF.				7- 5				134				39				29				74											
Quadrant 1				Quadrant 2				Quadrant 3				Quadrant 4				TOTALS															
OVERALL				1-3				2-1				8-5				10-0				21- 9											
HOME				0-1				0-0				5-2				7-0				12- 3											
AWAY				0-1				2-1				2-3				3-0				7- 5											
NEUTRAL				1-1				0-0				1-0				0-0				2- 1											
NON-CONFERENCE				1-1				0-1				4-3				2-0				7- 5											
Q1: (H:1-30)(N:1-50)(A:1-75) 1-3 overall, 1-1 non_conference								Q2: (H:31-75)(N:51-100)(A:76-135) 2-1 overall, 0-1 non_conference								Q3: (H:76-160)(N:101-200)(A:136-240) 8-5 overall, 4-3 non_conference								Q4: (H:161+)(N:201+)(A:241+) 10-0 overall, 2-0 non_conference							
RPI	S	Opponent	Score		RPI	S	Opponent	Score		RPI	S	Opponent	Score		RPI	S	Opponent	Score													
2	N	Villanova	58	66	1122	77	A	Old Dominion	75 68 0111	77	H	Old Dominion	88	66 0224	183	H	Indiana St.	81	65 1216												
9	N	Purdue	77	73	1123	99	A	Marshall	112 87 0106	81	H	Belmont	72	75 1219	194	H	Louisiana Tech	69	68 1228												
29	H	Middle Tenn.	62	66	0120	110	A	Wisconsin	80 81 1213	99	H	Marshall	85	74 0127	222	H	Southern Miss.	82	66 1230												
29	A	Middle Tenn.	64	82	0301					101	H	Wright St.	78	60 1202	273	H	Eastern Ky.	83	51 1129												
										115	N	SMU	63	61 1124	275	H	Fla. Atlantic	75	63 0208												
										134	H	Missouri St.	80	85 1110	291	A	UTEP	72	60 0201												
										140	H	Nicholls St.	100	86 1119	293	H	FIU	83	76 0210												
										146	H	UAB	77	69 0118	325	A	Charlotte	73	63 0113												
										146	A	UAB	73	*** 0303	325	H	Charlotte	93	55 0222												
										166	A	Austin Peay	72	55 1222	328	A	Rice	85	66 0217												
										181	A	UTSA	63	74 0203																	
										204	A	Ohio	84	89 1210																	
										235	A	North Texas	102	94 0215																	

Non-Div I Games: Kv Wesleyan 83 53

Western Ky.

Western Ky.

DIV. I ONLY				26- 6				13				202				224				53											
DIV. I NON-CONF.				9- 5				109				81				120				37											
Quadrant 1				Quadrant 2				Quadrant 3				Quadrant 4				TOTALS															
OVERALL 0-4				2-1				9-0				15-1				26- 6															
HOME 0-0				0-0				2-0				9-1				11- 1															
AWAY 0-3				2-1				5-0				5-0				12- 4															
NEUTRAL 0-1				0-0				2-0				1-0				3- 1															
NON-CONFERENCE 0-4				1-1				4-0				4-0				9- 5															
Q1: (H:1-30)(N:1-50)(A:1-75) 0-4 overall, 0-4 non_conference								Q2: (H:31-75)(N:51-100)(A:(76-135) 2-1 overall, 1-1 non_conference								Q3: (H:76-160)(N:101-200)(A:136-240) 9-0 overall, 4-0 non_conference								Q4: (H:161+)(N:201+)(A:241+) 15-1 overall, 4-0 non_conference							
RPI	S	Opponent	Score		RPI	S	Opponent	Score		RPI	S	Opponent	Score		RPI	S	Opponent	Score													
17	A	Kentucky	69	73	1112	82	A	Bucknell	77	81	1202	104	N	Bradley	65	64	1117	198	H	Hartford	68	69	0218								
22	N	St. Bonaventure	79	81	1216	118	A	Harvard	62	56	0102	112	N	Northern Ky.	66	64	1119	207	H	Stony Brook	73	62	0113								
55	A	Marquette	81	91	1205	132	A	UMBC	81	53	0203	132	H	UMBC	71	56	0106	207	H	Stony Brook	70	51	0306								
58	A	Northeastern	67	71	1209							142	H	Albany (NY)	61	50	0124	246	N	Coastal Caro.	80	67	1118								
												142	A	Albany (NY)	72	67	0208	278	H	Quinnipiac	80	73	1221								
												184	A	Richmond	71	65	1129	290	A	UMass Lowell	88	77	0104								
												185	A	Yale	79	73	1125	290	H	UMass Lowell	81	69	0211								
												198	A	Hartford	76	53	0121	298	H	Siena	81	57	1211								
												207	A	Stony Brook	69	60	0224	311	A	New Hampshire	67	56	0118								
																		311	H	New Hampshire	71	58	0215								
																		320	A	Binghamton	68	54	0131								
																		320	H	Binghamton	75	54	0221								
																		333	A	Dartmouth	91	78	0110								
																		335	H	Maine	83	62	0115								
																		335	A	Maine	74	62	0227								
																		335	H	Maine	75	60	0303								

Non-Div I Games: Me -Fort Kent 90 54

DIV. I ONLY	24- 5	9	211	185	54
DIV. I NON-CONF.	8- 3	75	157	79	46
Quadrant 1		Quadrant 2	Quadrant 3		Quadrant 4
OVERALL	0-1	1-2	9-1		14-1
HOME	0-0	0-0	2-0		10-1
AWAY	0-1	1-1	5-1		4-0
NEUTRAL	0-0	0-1	2-0		0-0
NON-CONFERENCE	0-1	0-2	5-0		3-0
Q1: (H:1-30)(N:1-50)(A:1-75) 0-1 overall, 0-1 non_conference		Q2: (H:31-75)(N:51-100)(A:76-135) 1-2 overall, 0-2 non_conference	Q3: (H:76-160)(N:101-200)(A:136-240) 9-1 overall, 5-0 non_conference		Q4: (H:161+)(N:201+)(A:241+) 14-1 overall, 3-0 non_conference
RPI S Opponent Score	RPI S Opponent Score	RPI S Opponent Score	RPI S Opponent Score	RPI S Opponent Score	
12 A Clemson 60 89 1222	93 N Wyoming 61 70 1121	120 H UT Arlington 100 79 0217	188 H Savannah St. 115 82 1117		
	120 A UT Arlington 77 65 0118	140 A Nicholls St. 105 80 1201	195 H Troy 81 69 0127		
	133 A Ole Miss 76 94 1110	141 A Ga. Southern 102 91 0210	214 H La.-Monroe 82 48 0113		
		145 A Georgia St. 92 *** 0208	230 H New Orleans 87 65 1216		
		152 H Southeastern La. 82 74 1219	246 H Coastal Caro. 81 64 0106		
		155 N Iowa 80 71 1120	247 A Texas St. 80 55 0120		
		184 N Richmond 82 76 1122	247 H Texas St. 73 63 0215		
		194 A Louisiana Tech 75 71 1212	249 H Appalachian St. 78 45 0104		
		195 A Troy 81 76 0222	267 H South Ala. 76 57 0125		
		214 A La.-Monroe 80 59 0203	267 A South Ala. 88 71 0224		
			288 A Arkansas St. 88 78 1231		
			288 H Arkansas St. 85 74 0301		
			297 H McNeese 89 78 1128		
			303 A Little Rock 77 63 1229		
			303 H Little Rock 61 72 0303		

Non-Div I Games: Louisiana Col 113 58 Iowa (I A) 98 56

Marquette

■ Loss, ■ Non-Conf, S Site, H Home, A Away, N Neutral

Nebraska

DIV. I ONLY				22- 10				54				105				65				57											
DIV. I NON-CONF.				9- 4				85				284				103				157											
Quadrant 1				Quadrant 2				Quadrant 3				Quadrant 4				TOTALS															
OVERALL				1-6				2-3				9-1				10-0				22- 10											
HOME				1-1				1-0				5-0				9-0				16- 1											
AWAY				0-4				1-2				3-1				0-0				4- 7											
NEUTRAL				0-1				0-1				1-0				1-0				2- 2											
NON-CONFERENCE				0-2				0-2				2-0				7-0				9- 4											
Q1: (H:1-30)(N:1-50)(A:1-75) 1-6 overall, 0-2 non_conference								Q2: (H:31-75)(N:51-100)(A:76-135) 2-3 overall, 0-2 non_conference								Q3: (H:76-160)(N:101-200)(A:136-240) 9-1 overall, 2-0 non_conference								Q4: (H:161+)(N:201+)(A:241+) 10-0 overall, 7-0 non_conference							
RPI	S	Opponent	Score		RPI	S	Opponent	Score		RPI	S	Opponent	Score		RPI	S	Opponent	Score													
6	H	Kansas	72	73	1216	74	H	Maryland	70	66	0213	79	H	Penn St.	76	64	0225	171	H	Minnesota	78	68	1205								
9	A	Purdue	62	74	0106	78	N	UCF	59	68	1123	89	H	Boston College	71	62	1129	181	H	UTSA	104	94	1220								
13	H	Michigan	72	52	0118	79	A	Penn St.	74	76	0112	110	H	Wisconsin	63	59	0109	182	H	Illinois	64	63	0115								
13	N	Michigan	58	77	0302	90	A	St. John's (NY)	56	79	1116	119	H	Indiana	66	57	0220	203	H	Rutgers	67	55	0210								
15	A	Michigan St.	57	86	1203	110	A	Wisconsin	74	63	0129	155	H	Iowa	98	84	0127	220	H	North Dakota	92	70	1119								
21	A	Ohio St.	59	64	0122							169	A	Northwestern	70	55	0102	235	H	North Texas	86	67	1113								
34	A	Creighton	65	75	1209							171	A	Minnesota	91	85	0206	262	H	Eastern Ill.	72	68	1111								
												182	A	Illinois	66	72	0218	326	H	Stetson	71	62	1229								
												189	N	Long Beach St.	85	80	1126	327	N	Marist	84	59	1124								
												203	A	Rutgers	60	54	0124	351	H	Delaware St.	85	68	1222								

Nebraska

Non-Div I Games:

DIV. I ONLY

DIV. I NON-CONF.

22- 10

6- 5

54

151

91

12

132

93

58

36

Quadrant 1

OVERALL 0-3

HOME 0-0

AWAY 0-3

NEUTRAL 0-0

NON-CONFERENCE 0-2

Quadrant 2

3-4

1-1

2-1

0-2

1-2

Quadrant 3

9-2

4-1

5-0

0-1

4-1

Quadrant 4

10-1

6-0

2-1

2-0

1-0

TOTALS

22- 10

11- 2

9- 5

2- 3

6- 5

Q1: (H:1-30)(N:1-50)(A:1-75)

0-3 overall, 0-2 non_conference

Q2: (H:31-75)(N:51-100)(A:(76-135)

3-4 overall, 1-2 non_conference

Q3: (H:76-160)(N:101-200)(A:136-240)

9-2 overall, 4-1 non_conference

Q4: (H:161+)(N:201+)(A:241+)

10-1 overall, 1-0 non_conference

RPI S Opponent Score

21 A Ohio St. 55 80 1119

22 A St. Bonaventure 65 84 1220

61 A Col. of Charleston 66 82 0111

RPI S Opponent Score

53 H Vermont 71 67 1209

61 H Col. of Charleston 64 69 0201

61 N Col. of Charleston 76 83 0306

80 A Stanford 59 73 1117

95 A William & Mary 90 70 0118

98 N Furman 67 78 1125

117 A Hofstra 81 67 0125

RPI S Opponent Score

82 H Bucknell 82 64 1205

95 H William & Mary 69 67 0217

117 H Hofstra 70 71 0102

118 H Harvard 77 61 1130

151 A Towson 77 62 0210

151 H Towson 80 75 0222

157 N Utah St. 67 71 1124

164 A Kent St. 81 69 1218

205 A Elon 81 59 0224

211 A Boston U. 65 59 1110

236 A Delaware 70 67 0208

RPI S Opponent Score

205 H Elon 72 60 0105

236 H Delaware 76 64 0120

236 N Delaware 74 50 0304

241 H Cornell 84 66 1202

245 A Drexel 67 68 0127

245 H Drexel 75 69 0215

250 A UNCW 81 77 0113

250 H UNCW 107 100 0203

250 N UNCW 79 52 0305

272 A James Madison 81 70 1230

272 H James Madison 80 67 0107

Non-Div I Games: Wentworth 83 49

DIV. I ONLY		24- 7	26	215	133	61									
DIV. I NON-CONF.		7- 3	82	313	225	138									
Quadrant 1		Quadrant 2		Quadrant 3		Quadrant 4		TOTALS							
OVERALL	1-2	4-1		4-2		15-2		24- 7							
HOME	0-0	1-0		3-0		9-0		13- 0							
AWAY	1-2	1-1		1-2		4-1		7- 6							
NEUTRAL	0-0	2-0		0-0		2-1		4- 1							
NON-CONFERENCE	0-2	0-0		0-0		7-1		7- 3							
Q1: (H:1-30)(N:1-50)(A:1-75) 1-2 overall, 0-2 non_conference			Q2: (H:31-75)(N:51-100)(A:(76-135) 4-1 overall, 0-0 non_conference			Q3: (H:76-160)(N:101-200)(A:136-240) 4-2 overall, 0-0 non_conference			Q4: (H:161+)(N:201+)(A:241+) 15-2 overall, 7-1 non_conference						
RPI	S	Opponent	Score	RPI	S	Opponent	Score	RPI	S	Opponent	Score				
11	A	Wichita St.	63 81 1113	58	H	Northeastern	82 66 0111	95	H	William & Mary	82 77 0208	205	H	Elon	79 58 0222
16	A	Rhode Island	62 68 1216	58	N	Northeastern	83 76 0306	117	H	Hofstra	76 70 0120	208	N	Sam Houston St.	59 49 1123
58	A	Northeastern	69 64 0201	95	A	William & Mary	104 114 0224	151	H	Towson	73 62 1230	219	H	Western Caro.	69 60 1130
				95	N	William & Mary	83 73 0305	151	A	Towson	62 73 0107	236	H	Delaware	93 78 0102
				117	A	Hofstra	86 85 0203	205	A	Elon	58 63 0113	245	A	Drexel	82 87 0105
								236	A	Delaware	62 54 0125	245	H	Drexel	89 67 0210
												245	N	Drexel	66 59 0304
												246	A	Coastal Caro.	67 65 1222
												250	H	UNCW	80 76 0118
												250	A	UNCW	88 74 0217
												272	H	James Madison	66 59 0127
												272	A	James Madison	81 78 0215
												276	H	High Point	70 58 1204
												298	H	Siena	68 60 1110
												305	N	Cal Poly	68 73 1122
												325	A	Charlotte	81 72 1118
												331	H	South Carolina St.	80 64 1219

Non-Div I Games: North Greenville 92 60 Alas Anchorage 55 46

DIV. I ONLY				21- 10				57				94				10				62											
DIV. I NON-CONF.				11- 2				15				337				44				139											
Quadrant 1				Quadrant 2				Quadrant 3				Quadrant 4				TOTALS															
OVERALL				3-7				6-3				6-0				6-0				21- 10											
HOME				1-2				3-2				4-0				6-0				14- 4											
AWAY				2-5				3-0				1-0				0-0				6- 5											
NEUTRAL				0-0				0-1				1-0				0-0				1- 1											
NON-CONFERENCE				0-0				1-2				4-0				6-0				11- 2											
Q1: (H:1-30)(N:1-50)(A:1-75) 3-7 overall, 0-0 non_conference								Q2: (H:31-75)(N:51-100)(A:76-135) 6-3 overall, 1-2 non_conference								Q3: (H:76-160)(N:101-200)(A:136-240) 6-0 overall, 4-0 non_conference								Q4: (H:161+)(N:201+)(A:241+) 6-0 overall, 6-0 non_conference							
RPI	S	Opponent	Score		RPI	S	Opponent	Score		RPI	S	Opponent	Score		RPI	S	Opponent	Score													
6	A	Kansas	72	73	0113	31	H	West Virginia	69	77	0101	83	H	Georgia	56	51	0127	254	H	UMKC	72	51	1114								
6	H	Kansas	56	70	0129	46	H	Texas	58	48	0221	85	H	Oklahoma St.	86	82	0110	255	H	Oral Roberts	77	68	1129								
20	H	TCU	73	68	0120	47	H	Oklahoma	87	69	0116	131	H	UC Irvine	71	49	1117	258	H	Southeast Mo. St.	89	71	1216								
20	A	TCU	59	66	0227	59	H	Baylor	77	67	0303	135	H	Iowa St.	78	66	0217	312	H	Northern Ariz.	80	58	1120								
23	A	Texas Tech	58	74	0106	66	N	Arizona St.	90	92	1123	176	A	Washington St.	68	65	1220	336	H	American	83	45	1110								
23	H	Texas Tech	47	66	0210	71	H	Tulsa	54	61	1209	191	N	George Washington	67	59	1124	344	H	USC Upstate	86	49	1205								
31	A	West Virginia	51	89	0203	85	A	Oklahoma St.	82	72	0214																				
46	A	Texas	67	64	0207	122	A	Vanderbilt	84	79	1203																				
47	A	Oklahoma	77	86	0224	135	A	Iowa St.	91	75	1229																				
59	A	Baylor	90	83	0122																										

Non-Div I Games:

DIV. I ONLY				21- 11				72				75				36				63											
DIV. I NON-CONF.				11- 2				15				333				155				125											
Quadrant 1				Quadrant 2				Quadrant 3				Quadrant 4				TOTALS															
OVERALL				5-7				4-3				4-1				8-0				21- 11											
HOME				3-2				1-2				2-0				8-0				14- 4											
AWAY				2-5				2-0				2-0				0-0				6- 5											
NEUTRAL				0-0				1-1				0-1				0-0				1- 2											
NON-CONFERENCE				0-1				2-0				2-1				7-0				11- 2											
Q1: (H:1-30)(N:1-50)(A:1-75) 5-7 overall, 0-1 non_conference								Q2: (H:31-75)(N:51-100)(A:76-135) 4-3 overall, 2-0 non_conference								Q3: (H:76-160)(N:101-200)(A:136-240) 4-1 overall, 2-1 non_conference								Q4: (H:161+)(N:201+)(A:241+) 8-0 overall, 7-0 non_conference							
RPI	S	Opponent	Score		RPI	S	Opponent	Score		RPI	S	Opponent	Score		RPI	S	Opponent	Score													
1	H	Virginia	52	78	0103	39	H	Louisville	68	75	0224	125	H	Radford	95	68	1206	215	H	Pittsburgh	81	67	0106								
1	A	Virginia	61	60	0210	51	H	Florida St.	82	91	0120	148	N	Saint Louis	71	77	1116	244	H	N.C. A&T	76	59	1228								
4	A	Duke	52	74	0214	60	N	Washington	103	79	1117	155	H	Iowa	79	55	1128	283	H	The Citadel	132	93	1112								
4	H	Duke	64	63	0226	64	H	NC State	85	75	0207	156	A	Georgia Tech	76	56	0217	292	H	Morehead St.	96	63	1125								
5	H	North Carolina	80	69	0122	65	N	Notre Dame	65	71	0307	160	A	Wake Forest	83	75	0110	318	H	Detroit Mercy	111	79	1110								
12	H	Clemson	65	58	0221	89	A	Boston College	85	80	0131							319	H	Presbyterian	63	55	1219								
17	A	Kentucky	86	93	1216	133	A	Ole Miss	83	80	1202							345	H	Houston Baptist	99	73	1121								
26	H	Miami (FL)	75	84	0203													347	H	UMES	93	40	1210								
26	A	Miami (FL)	68	69	0303																										
39	A	Louisville	86	94	0113																										
44	A	Syracuse	56	68	1231																										
65	A	Notre Dame	80	75	0127																										

Non-Div I Games:

DIV. I ONLY				19- 13				115				57				34				65											
DIV. I NON-CONF.				9- 3				59				171				165				72											
Quadrant 1				Quadrant 2				Quadrant 3				Quadrant 4				TOTALS															
OVERALL				2-8				5-2				6-3				6-0				19- 13											
HOME				0-2				2-2				3-1				5-0				10- 5											
AWAY				1-6				1-0				3-1				0-0				5- 7											
NEUTRAL				1-0				2-0				0-1				1-0				4- 1											
NON-CONFERENCE				1-1				1-0				3-2				4-0				9- 3											
Q1: (H:1-30)(N:1-50)(A:1-75) 2-8 overall, 1-1 non_conference								Q2: (H:31-75)(N:51-100)(A:76-135) 5-2 overall, 1-0 non_conference								Q3: (H:76-160)(N:101-200)(A:136-240) 6-3 overall, 3-2 non_conference								Q4: (H:161+)(N:201+)(A:241+) 6-0 overall, 4-0 non_conference							
RPI	S	Opponent	Score		RPI	S	Opponent	Score		RPI	S	Opponent	Score		RPI	S	Opponent	Score													
1	A	Virginia	57	62	0303	39	H	Louisville	78	82	0116	89	H	Boston College	96	85	0206	215	H	Pittsburgh	73	56	0228								
4	A	Duke	66	88	0129	51	H	Florida St.	84	69	0210	106	H	Ball St.	77	80	1205	215	N	Pittsburgh	67	64	0306								
5	H	North Carolina	68	69	0113	63	H	Virginia Tech	75	80	0127	119	N	Indiana	77	80	1216	226	H	Mt. St. Mary's	88	62	1113								
5	A	North Carolina	66	83	0212	63	N	Virginia Tech	71	65	0307	152	H	Southeastern La.	86	50	1221	277	H	St. Francis Brooklyn	71	53	1203								
11	N	Wichita St.	67	66	1122	64	H	NC State	88	58	0103	156	H	Georgia Tech	68	59	1230	333	H	Dartmouth	97	87	1219								
12	A	Clemson	58	67	0120	88	N	LSU	92	53	1121	156	A	Georgia Tech	53	60	0110	338	H	Chicago St.	105	66	1116								
15	A	Michigan St.	63	81	1130	89	A	Boston College	84	67	0217	160	A	Wake Forest	76	71	0224														
26	H	Miami (FL)	74	77	0219							179	A	DePaul	72	58	1111														
44	A	Syracuse	51	49	0106							236	A	Delaware	92	68	1209														
64	A	NC State	58	76	0203																										

Non-Div I Games: Chaminade 83 56

Notre Dame

Notre Dame

Arizona St

■ Loss, ■ Non-Conf, S Site, H Home, A Away, N Neutral

U
N
C
G

DIV. I ONLY				24- 7				26				219				172				67											
DIV. I NON-CONF.				6- 4				126				251				106				152											
Quadrant 1				Quadrant 2				Quadrant 3				Quadrant 4				TOTALS															
OVERALL				1-1				3-1				6-3				14-2				24- 7											
HOME				0-0				0-0				3-1				10-0				13- 1											
AWAY				1-1				2-1				2-2				3-2				8- 6											
NEUTRAL				0-0				1-0				1-0				1-0				3- 0											
NON-CONFERENCE				1-1				0-0				1-2				4-1				6- 4											
Q1: (H:1-30)(N:1-50)(A:1-75) 1-1 overall, 1-1 non_conference								Q2: (H:31-75)(N:51-100)(A:(76-135) 3-1 overall, 0-0 non_conference								Q3: (H:76-160)(N:101-200)(A:136-240) 6-3 overall, 1-2 non_conference								Q4: (H:161+)(N:201+)(A:241+) 14-2 overall, 4-1 non_conference							
RPI	S	Opponent	Score		RPI	S	Opponent	Score		RPI	S	Opponent	Score		RPI	S	Opponent	Score													
1	A	Virginia	48	60	1110	94	A	ETSU	58	68	0111	94	H	ETSU	74	56	0212	174	H	Mercer	70	66	0120								
64	A	NC State	81	76	1216	94	N	ETSU	62	47	0305	98	H	Furman	71	61	0124	205	H	Elon	75	44	1207								
						98	A	Furman	80	67	0207	126	H	Wofford	71	67	1230	219	H	Western Caro.	65	48	0210								
						126	A	Wofford	76	66	0220	126	N	Wofford	56	55	0304	236	H	Delaware	79	66	1120								
												127	H	UNC Asheville	60	67	1219	250	H	UNCW	71	58	1213								
												160	A	Wake Forest	75	81	1124	283	H	The Citadel	72	58	0118								
												174	A	Mercer	74	77	0217	283	A	The Citadel	82	66	0215								
												213	A	Liberty	76	75	1202	283	N	The Citadel	72	58	0303								
												219	A	Western Caro.	66	55	0113	295	A	Samford	98	82	0127								
																		295	H	Samford	88	75	0225								
																		304	A	Chattanooga	85	87	0129								
																		304	H	Chattanooga	72	51	0223								
																		315	A	VMI	63	61	0106								
																		315	H	VMI	73	51	0201								
																		319	A	Presbyterian	72	74	1128								
																		337	H	Longwood	71	40	1121								

U
N
C
G

Non-Div I Games:	Ferrum	95	43	N.C. Wesleyan	82	48	Southeastern (Fl)	85	67
------------------	--------	----	----	---------------	----	----	-------------------	----	----

SOS w/in Conf

.53328

 (1) BYU

BYU

■ Loss, ■ Non-Conf, S Site, H Home, A Away, N Neutral

DIV. I ONLY				21- 11				72				82				72				69											
DIV. I NON-CONF.				10- 3				46				217				228				123											
Quadrant 1				Quadrant 2				Quadrant 3				Quadrant 4				TOTALS															
OVERALL				3-4				5-4				6-3				7-0				21- 11											
HOME				1-0				4-3				3-0				7-0				15- 3											
AWAY				2-3				1-1				1-2				0-0				4- 6											
NEUTRAL				0-1				0-0				2-1				0-0				2- 2											
NON-CONFERENCE				0-1				1-1				3-1				6-0				10- 3											
Q1: (H:1-30)(N:1-50)(A:1-75) 3-4 overall, 0-1 non_conference								Q2: (H:31-75)(N:51-100)(A:(76-135) 5-4 overall, 1-1 non_conference								Q3: (H:76-160)(N:101-200)(A:136-240) 6-3 overall, 3-1 non_conference								Q4: (H:161+)(N:201+)(A:241+) 7-0 overall, 6-0 non_conference							
RPI	S	Opponent	Score		RPI	S	Opponent	Score		RPI	S	Opponent	Score		RPI	S	Opponent	Score													
18	A	Arizona	83	90	0113	35	H	Southern California	70	75	0118	106	H	Ball St.	95	71	1119	176	H	Washington St.	84	57	0211								
18	H	Arizona	98	93	0224	36	H	UCLA	94	91	0120	107	N	UConn	63	71	1123	225	H	Central Ark.	96	82	1220								
35	A	Southern California	70	72	0215	38	H	Boise St.	70	73	1201	143	A	Oregon St.	64	76	0105	234	H	Colorado St.	95	65	1208								
36	A	UCLA	78	86	0217	49	H	Utah	56	66	1229	143	H	Oregon St.	66	57	0127	237	H	Prairie View	100	67	1113								
47	N	Oklahoma	80	90	1126	60	H	Washington	65	40	0208	158	H	Portland St.	95	84	1213	238	H	Texas Southern	74	68	1211								
60	A	Washington	72	64	0303	66	H	Arizona St.	75	68	0222	176	A	Washington St.	76	78	0301	334	H	Alabama St.	114	56	1117								
66	A	Arizona St.	76	72	0111	75	H	Colorado	77	62	1231	176	N	Washington St.	64	62	0307	343	H	Coppin St.	70	54	1110								
						80	A	Stanford	61	96	0203	179	N	DePaul	89	79	1124														
						102	A	Fresno St.	68	61	1216	218	A	California	66	53	0201														

Non-Div I Games:

DIV. I ONLY		22- 9	47	143	199	70
DIV. I NON-CONF.		7- 5	134	45	163	50
<hr/>						
Quadrant 1		Quadrant 2		Quadrant 3		Quadrant 4
OVERALL	0-2	1-2		8-3		13-2
HOME	0-0	0-0		3-1		9-0
AWAY	0-2	1-2		4-2		3-1
NEUTRAL	0-0	0-0		1-0		1-1
NON-CONFERENCE	0-2	1-0		3-2		3-1
Q1: (H:1-30)(N:1-50)(A:1-75) 0-2 overall, 0-2 non_conference		Q2: (H:31-75)(N:51-100)(A:76-135) 1-2 overall, 1-0 non_conference		Q3: (H:76-160)(N:101-200)(A:136-240) 8-3 overall, 3-2 non_conference		Q4: (H:161+)(N:201+)(A:241+) 13-2 overall, 3-1 non_conference
RPI	S	Opponent	Score	RPI	S	Opponent
3	A	Xavier	75 101 1113	79	A	Penn St.
41	A	Providence	84 88 1129	105	A	Iona
				121	A	Canisius
RPI	S	Opponent	Score	RPI	S	Opponent
105	H	Iona	110 *** 0225	108	H	Wagner
117	H	Hofstra	82 88 1209	121	H	Canisius
131	N	UC Irvine	90 82 1123	165	A	Niagara
180	A	Fairfield	90 88 0123	191	A	George Washington
197	A	Robert Morris	75 78 1206	201	A	Monmouth
228	A	Manhattan	82 76 0107	253	A	Saint Peter's
				253	H	Saint Peter's
				253	N	Saint Peter's
				278	A	Quinnipiac
				298	H	Siena
				327	H	Marist
				327	A	Marist

Non-Div I Games:

DIV. I ONLY				18- 9				65				129				178				73															
DIV. I NON-CONF.				8- 5				120				52				217				51															
Quadrant 1				Quadrant 2				Quadrant 3				Quadrant 4				TOTALS																			
OVERALL				0-3				1-1				6-4				11-1				18- 9															
HOME				0-0				1-1				2-0				9-0				12- 1															
AWAY				0-3				0-0				4-4				2-1				6- 8															
NEUTRAL				0-0				0-0				0-0				0-0				0- 0															
NON-CONFERENCE				0-2				0-1				4-2				4-0				8- 5															
Q1: (H:1-30)(N:1-50)(A:1-75) 0-3 overall, 0-2 non_conference								Q2: (H:31-75)(N:51-100)(A:(76-135) 1-1 overall, 0-1 non_conference								Q3: (H:76-160)(N:101-200)(A:136-240) 6-4 overall, 4-2 non_conference																			
RPI S Opponent Score								RPI S Opponent Score								RPI S Opponent Score																			
4 A Duke 69 99 1111								42 H New Mexico St. 86 79 0215								97 H UC Davis 80 71 1118																			
17 A Kentucky 63 73 1110								68 H BYU 58 85 1129								153 H Weber St. 83 56 1206																			
42 A New Mexico St. 59 86 0120																163 A Cal St. Fullerton 83 91 1209																			
																175 A Seattle U 54 55 0203																			
																177 A Grand Canyon 59 60 0224																			
																181 H UTSA 88 80 1202																			
																212 H CSU Bakersfield 75 42 0106																			
																221 H UTRGV 84 72 0217																			
																254 H UMKC 95 59 0111																			
																254 A UMKC 70 77 0210																			
																269 A Idaho St. 84 71 1114																			
																299 H UC Riverside 90 82 1228																			
																338 H Chicago St. 83 58 0113																			
																338 A Chicago St. 97 57 0208																			

Non-Div I Games: Montana Tech 84 56 Bethesda (CA) 106 44 Eastern Ore 97 52

DIV. I ONLY				18- 13				124				40				73				74											
DIV. I NON-CONF.				10- 2				31				143				174				34											
Quadrant 1				Quadrant 2				Quadrant 3				Quadrant 4				TOTALS															
OVERALL 0-10				1-2				8-1				9-0				18- 13															
HOME 0-3				1-0				5-0				8-0				14- 3															
AWAY 0-6				0-2				2-0				0-0				2- 8															
NEUTRAL 0-1				0-0				1-1				1-0				2- 2															
NON-CONFERENCE 0-2				1-0				3-0				6-0				10- 2															
Q1: (H:1-30)(N:1-50)(A:1-75) 0-10 overall, 0-2 non_conference								Q2: (H:31-75)(N:51-100)(A:76-135) 1-2 overall, 1-0 non_conference								Q3: (H:76-160)(N:101-200)(A:136-240) 8-1 overall, 3-0 non_conference								Q4: (H:161+)(N:201+)(A:241+) 9-0 overall, 6-0 non_conference							
RPI	S	Opponent	Score		RPI	S	Opponent	Score		RPI	S	Opponent	Score		RPI	S	Opponent	Score													
9	H	Purdue	75	80	1201	45	H	Butler	79	65	1115	79	H	Penn St.	75	69	0102	169	H	Northwestern	73	57	0210								
9	A	Purdue	67	75	0131	79	A	Penn St.	70	74	0207	82	H	Bucknell	80	78	1118	171	H	Minnesota	77	66	0118								
13	A	Michigan	67	68	0115	119	A	Indiana	68	71	0122	110	H	Wisconsin	68	63	0204	203	H	Rutgers	61	51	0217								
13	H	Michigan	61	85	0224							110	N	Wisconsin	54	59	0301	204	H	Ohio	87	62	1207								
15	A	Michigan St.	61	91	0104							129	N	New Mexico	80	65	1125	207	N	Stony Brook	76	61	1110								
15	H	Michigan St.	68	74	0128							132	H	UMBC	66	45	1229	243	H	Gardner-Webb	82	60	1209								
21	A	Ohio St.	69	91	0111							155	H	Iowa	91	73	0107	256	H	Fairleigh Dickinson	75	50	1221								
22	N	St. Bonaventure	61	63	1124							169	A	Northwestern	71	64	0219	330	H	Jackson St.	76	45	1120								
44	A	Syracuse	70	72	1127							182	A	Illinois	92	91	1203	347	H	UMES	96	43	1112								
57	A	Nebraska	66	70	0213																										

Non-Div I Games: Catholic 76 59

DIV. I ONLY				17- 14				144				30				63				75											
DIV. I NON-CONF.				8- 4				95				101				136				91											
Quadrant 1				Quadrant 2				Quadrant 3				Quadrant 4				TOTALS															
OVERALL 2-7				5-2				5-5				5-0				17- 14															
HOME 1-0				4-2				3-1				4-0				12- 3															
AWAY 1-7				0-0				0-3				0-0				1- 10															
NEUTRAL 0-0				1-0				2-1				1-0				4- 1															
NON-CONFERENCE 0-1				1-0				4-3				3-0				8- 4															
Q1: (H:1-30)(N:1-50)(A:1-75) 2-7 overall, 0-1 non_conference								Q2: (H:31-75)(N:51-100)(A:76-135) 5-2 overall, 1-0 non_conference								Q3: (H:76-160)(N:101-200)(A:136-240) 5-5 overall, 4-3 non_conference								Q4: (H:161+)(N:201+)(A:241+) 5-0 overall, 3-0 non_conference							
RPI	S	Opponent	Score	RPI	S	Opponent	Score	RPI	S	Opponent	Score	RPI	S	Opponent	Score																
3	A	Xavier	69 96 1209	35	H	Southern California	64 75 0221	80	H	Stanford	64 56 0211	176	H	Washington St.	82 73 0118																
18	H	Arizona	80 77 0106	36	H	UCLA	80 76 0225	116	H	Northern Colo.	66 51 1110	218	H	California	68 64 0207																
18	A	Arizona	71 80 0125	40	H	South Dakota St.	112 103 1215	129	H	New Mexico	75 57 1206	227	H	Denver	89 62 1114																
35	A	Southern California	58 70 0110	49	H	Utah	67 55 0202	143	A	Oregon St.	57 76 1229	252	H	Air Force	81 69 1126																
36	A	UCLA	68 59 0113	60	H	Washington	62 72 0120	144	H	San Diego	59 69 1212	278	N	Quinnipiac	70 69 1117																
49	A	Utah	54 64 0303	66	H	Arizona St.	90 81 0104	155	N	Iowa	73 80 1222																				
60	A	Washington	59 82 0217	66	N	Arizona St.	97 85 0307	168	N	Drake	86 81 1118																				
66	A	Arizona St.	66 80 0127					174	N	Mercer	79 70 1119																				
69	A	Oregon	62 77 1231					176	A	Washington St.	69 73 0215																				
								234	A	Colorado St.	63 72 1202																				

Non-Div I Games:

South Carolina

No

DIV. I ONLY				24- 6				17				239				155				77											
DIV. I NON-CONF.				9- 3				59				282				73				92											
Quadrant 1				Quadrant 2				Quadrant 3				Quadrant 4				TOTALS															
OVERALL 0-3				1-2				9-1				14-0				24- 6															
HOME 0-1				0-1				3-0				9-0				12- 2															
AWAY 0-1				1-1				4-1				5-0				10- 3															
NEUTRAL 0-1				0-0				2-0				0-0				2- 1															
NON-CONFERENCE 0-1				0-1				4-1				5-0				9- 3															
Q1: (H:1-30)(N:1-50)(A:1-75) 0-3 overall, 0-1 non_conference								Q2: (H:31-75)(N:51-100)(A:76-135) 1-2 overall, 0-1 non_conference								Q3: (H:76-160)(N:101-200)(A:136-240) 9-1 overall, 4-1 non_conference								Q4: (H:161+)(N:201+)(A:241+) 14-0 overall, 5-0 non_conference							
RPI	S	Opponent	Score		RPI	S	Opponent	Score		RPI	S	Opponent	Score		RPI	S	Opponent	Score													
29	H	Middle Tenn.	59	66	0201	52	H	Western Ky.	68	75	0111	99	H	Marshall	82	76	0113	181	H	UTSA	100	62	0215								
50	N	Temple	65	76	1116	95	A	William & Mary	77	79	1125	136	N	Dayton	75	67	1119	184	H	Richmond	79	60	1206								
52	A	Western Ky.	66	88	0224	99	A	Marshall	84	79	0222	138	A	VCU	75	82	1202	196	H	Bowling Green	88	46	1209								
												146	H	UAB	65	60	0203	261	H	Norfolk St.	61	50	1222								
												151	H	Towson	57	54	1110	272	A	James Madison	69	53	1113								
												180	A	Fairfield	82	77	1217	275	A	Fla. Atlantic	73	62	0120								
												183	N	Indiana St.	62	44	1117	275	H	Fla. Atlantic	69	64	0301								
												194	A	Louisiana Tech	82	69	0210	291	H	UTEP	82	33	0217								
												222	A	Southern Miss.	68	63	0208	293	A	FIU	64	54	0118								
												235	A	North Texas	63	60	0106	293	H	FIU	79	53	0303								
																		325	H	Charlotte	89	58	1230								
																		325	A	Charlotte	88	66	0127								
																		328	A	Rice	82	75	0104								
																		347	H	UMES	83	44	1127								

Non-Div I Games:

DIV. I ONLY		21- 13		99		72		75		79					
DIV. I NON-CONF.		10- 3		46		266		202		128					
Quadrant 1		Quadrant 2		Quadrant 3		Quadrant 4		TOTALS							
OVERALL	3-8	2-2		6-2		10-1		21- 13							
HOME	1-1	2-1		2-1		9-1		14- 4							
AWAY	1-5	0-1		3-1		0-0		4- 7							
NEUTRAL	1-2	0-0		1-0		1-0		3- 2							
NON-CONFERENCE	0-2	0-1		2-0		8-0		10- 3							
Q1: (H:1-30)(N:1-50)(A:1-75) 3-8 overall, 0-2 non_conference				Q2: (H:31-75)(N:51-100)(A:(76-135) 2-2 overall, 0-1 non_conference				Q3: (H:76-160)(N:101-200)(A:136-240) 6-2 overall, 2-0 non_conference				Q4: (H:161+)(N:201+)(A:241+) 10-1 overall, 8-0 non_conference			
RPI	S	Opponent	Score	RPI	S	Opponent	Score	RPI	S	Opponent	Score	RPI	S	Opponent	Score
9	A	Purdue	73 76 0218	57	H	Nebraska	76 74 0112	96	H	Montana	70 57 1115	169	H	Northwestern	78 63 0105
9	N	Purdue	70 78 0303	70	H	Rider	70 71 1222	110	H	Wisconsin	63 64 1204	171	H	Minnesota	84 95 0115
13	H	Michigan	63 72 0221	74	H	Maryland	74 70 0207	155	A	Iowa	77 73 1202	191	H	George Washington	74 54 1209
15	A	Michigan St.	68 76 0131	119	A	Indiana	70 74 0109	155	H	Iowa	82 58 0203	203	H	Rutgers	60 43 0127
21	A	Ohio St.	82 79 0125					169	A	Northwestern	61 70 0120	215	N	Pittsburgh	85 54 1120
21	H	Ohio St.	79 56 0215					169	N	Northwestern	65 57 0301	255	H	Oral Roberts	86 48 1124
21	N	Ohio St.	69 68 0302					182	A	Illinois	74 52 0211	256	H	Fairleigh Dickinson	81 57 1112
25	N	Texas A&M	87 98 1121					199	A	George Mason	72 54 1217	268	H	Campbell	86 75 1110
57	A	Nebraska	64 76 0225									316	H	Columbia	79 65 1117
64	A	NC State	78 85 1129									320	H	Binghamton	80 65 1219
74	A	Maryland	69 75 0102									343	H	Coppin St.	88 43 1230

Non-Div I Games:

Non-Div I Games:

DIV. I ONLY		24- 9	40	176	164	81
DIV. I NON-CONF.		8- 5	120	114	54	86
Quadrant 1		Quadrant 2		Quadrant 3		Quadrant 4
OVERALL	2-4	1-1		3-4		18-0
HOME	0-0	1-0		1-2		12-0
AWAY	2-3	0-1		1-2		6-0
NEUTRAL	0-1	0-0		1-0		0-0
NON-CONFERENCE	2-3	0-1		1-1		5-0
Q1: (H:1-30)(N:1-50)(A:1-75) 2-4 overall, 2-3 non_conference		Q2: (H:31-75)(N:51-100)(A:76-135) 1-1 overall, 0-1 non_conference		Q3: (H:76-160)(N:101-200)(A:136-240) 3-4 overall, 1-1 non_conference		Q4: (H:161+)(N:201+)(A:241+) 18-0 overall, 5-0 non_conference
RPI S Opponent Score	RPI S Opponent Score		RPI S Opponent Score		RPI S Opponent Score	
20 A TCU 76 87 1129	48 H Murray St. 79 72 0118		103 H Lipscomb 66 74 1127		161 H Tennessee Tech 80 67 0104	
29 A Middle Tenn. 69 63 1116	103 A Lipscomb 54 69 1204		122 H Vanderbilt 69 60 1113		166 H Austin Peay 83 59 0120	
41 A Providence 65 66 1122			147 H Jacksonville St. 60 64 0106		175 H Seattle U 90 77 1119	
48 N Murray St. 51 68 0303			147 A Jacksonville St. 67 78 0222		193 H Tennessee St. 84 59 0224	
52 A Western Ky. 75 72 1219			161 A Tennessee Tech 75 70 0210		232 H Milwaukee 82 63 1213	
60 A Washington 82 86 1110			166 N Austin Peay 94 79 0302		258 A Southeast Mo. St. 94 72 1228	
			193 A Tennessee St. 56 64 0208		262 A Eastern Ill. 75 66 0113	
					262 H Eastern Ill. 81 59 0125	
					273 A Eastern Ky. 98 63 0201	
					273 H Eastern Ky. 84 73 0215	
					287 A SIUE 76 61 0111	
					287 H SIUE 83 72 0127	
					292 A Morehead St. 83 73 0203	
					292 H Morehead St. 108 65 0217	
					302 H Green Bay 86 75 1202	
					308 A UT Martin 65 58 1230	
					317 H Pepperdine 79 62 1216	
					345 H Houston Baptist 93 88 1118	

Non-Div I Games:

DIV. I ONLY

DIV. I NON-CONF.

25- 9

6- 7

35

186

207

113

225

10

82

112

Quadrant 1

OVERALL 0-4

HOME 0-0

AWAY 0-4

NEUTRAL 0-0

NON-CONFERENCE 0-4

Quadrant 2

1-0

1-0

0-0

0-0

1-0

Quadrant 3

6-4

1-0

5-4

0-0

3-3

Quadrant 4

18-1

13-1

5-0

0-0

2-0

TOTALS

25- 9

15- 1

10- 8

0- 0

6- 7

Q1: (H:1-30)(N:1-50)(A:1-75)

0-4 overall, 0-4 non_conference

Q2: (H:31-75)(N:51-100)(A:76-135)

1-0 overall, 1-0 non_conference

Q3: (H:76-160)(N:101-200)(A:136-240)

6-4 overall, 3-3 non_conference

Q4: (H:161+)(N:201+)(A:241+)

18-1 overall, 2-0 non_conference

RPI

S

Opponent

Score

5

A

North Carolina

81 93 1115

30

A

Arkansas

73 101 1112

58

A

Northeastern

64 82 1205

74

A

Maryland

78 80 1118

RPI

S

Opponent

Score

53

H

Vermont

81 77 1202

RPI

S

Opponent

Score

106

H

Ball St.

87 83 1122

138

A

VCU

79 85 1216

149

A

Saint Joseph's

70 83 1129

184

A

Richmond

86 78 1219

192

A

Colgate

63 51 0115

200

A

Navy

87 67 0124

201

A

Monmouth

78 79 1110

207

A

Stony Brook

85 76 1126

211

A

Boston U.

91 79 0128

217

A

Lehigh

89 92 0205

RPI

S

Opponent

Score

192

H

Colgate

65 64 0212

192

H

Colgate

83 54 0307

200

H

Navy

85 61 0221

202

H

La Salle

88 81 1222

211

H

Boston U.

79 84 0102

211

H

Boston U.

90 59 0304

217

H

Lehigh

78 65 0111

265

H

Holy Cross

77 56 0120

265

A

Holy Cross

68 67 0217

281

A

Army West Point

83 66 0105

281

H

Army West Point

83 71 0131

298

H

Siena

115 92 1120

313

A

Lafayette

80 75 0108

313

H

Lafayette

74 59 0203

324

A

Loyola Maryland

78 70 0117

324

H

Loyola Maryland

94 53 0214

324

H

Loyola Maryland

83 78 0301

336

H

American

84 55 1229

336

A

American

80 61 0224

Non-Div I Games:

DIV. I ONLY				19- 13				115				68				12				85															
DIV. I NON-CONF.				10- 3				46				310				42				142															
Quadrant 1				Quadrant 2				Quadrant 3				Quadrant 4				TOTALS																			
OVERALL				5-10				5-3				1-0				8-0				19- 13															
HOME				2-2				3-3				1-0				7-0				13- 5															
AWAY				2-7				1-0				0-0				0-0				3- 7															
NEUTRAL				1-1				1-0				0-0				1-0				3- 1															
NON-CONFERENCE				0-3				2-0				0-0				8-0				10- 3															
Q1: (H:1-30)(N:1-50)(A:1-75)								Q2: (H:31-75)(N:51-100)(A:76-135)								Q3: (H:76-160)(N:101-200)(A:136-240)																			
5-10 overall, 0-3 non_conference								5-3 overall, 2-0 non_conference								1-0 overall, 0-0 non_conference																			
RPI	S	Opponent	Score					RPI	S	Opponent	Score					RPI	S	Opponent	Score																
6	A	Kansas	84	79	0203			31	H	West Virginia	79	85	1229			135	H	Iowa St.	96	87	0106														
6	H	Kansas	82	64	0303			46	H	Texas	65	64	0113					215	N	Pittsburgh	73	67	1121												
11	H	Wichita St.	66	78	1209			47	H	Oklahoma	83	81	0120					221	H	UTRGV	102	83	1222												
20	H	TCU	66	79	0130			51	N	Florida St.	71	70	1216					255	H	Oral Roberts	91	48	1116												
20	A	TCU	70	90	0217			59	H	Baylor	56	67	0206					317	H	Pepperdine	78	47	1110												
23	A	Texas Tech	70	75	0123			62	H	Kansas St.	72	82	0214					325	H	Charlotte	83	65	1113												
23	H	Texas Tech	79	71	0221			71	H	Tulsa	71	59	1219					345	H	Houston Baptist	101	74	1126												
25	N	Texas A&M	55	72	1120			135	A	Iowa St.	80	71	0227					349	H	Mississippi Val.	83	62	1203												
30	A	Arkansas	65	66	0127																														
31	A	West Virginia	88	85	0210																														
46	A	Texas	64	65	0224																														
47	A	Oklahoma	89	109	0103																														
47	N	Oklahoma	71	60	0307																														
59	A	Baylor	60	76	0115																														
62	A	Kansas St.	82	86	0110																														

Non-Div I Games:

III
in
oi
s
St

■ Loss,
 ■ Non-Conf,
 ■ Site,
 ■ Home,
 ■ Away,
 ■ Neutral

DIV. I ONLY				17- 13				135				56				32				88											
DIV. I NON-CONF.				9- 3				59				124				210				90											
Quadrant 1				Quadrant 2				Quadrant 3				Quadrant 4				TOTALS															
OVERALL				6-5				3-6				2-2				6-0				17- 13											
HOME				3-1				2-1				2-2				6-0				13- 4											
AWAY				2-4				1-3				0-0				0-0				3- 7											
NEUTRAL				1-0				0-2				0-0				0-0				1- 2											
NON-CONFERENCE				2-0				1-2				0-1				6-0				9- 3											
Q1: (H:1-30)(N:1-50)(A:1-75) 6-5 overall, 2-0 non_conference								Q2: (H:31-75)(N:51-100)(A:76-135) 3-6 overall, 1-2 non_conference								Q3: (H:76-160)(N:101-200)(A:136-240) 2-2 overall, 0-1 non_conference								Q4: (H:161+)(N:201+)(A:241+) 6-0 overall, 6-0 non_conference							
RPI	S	Opponent	Score		RPI	S	Opponent	Score		RPI	S	Opponent	Score		RPI	S	Opponent	Score													
8	A	Auburn	70	95	0127	33	H	Missouri	64	63	0217	83	H	Georgia	60	61	0116	208	H	Sam Houston St.	80	58	1219								
10	A	Tennessee	61	84	0131	55	N	Marquette	84	94	1122	122	H	Vanderbilt	88	78	0220	216	H	North Florida	104	52	1222								
13	N	Michigan	77	75	1120	56	H	Alabama	66	74	0113	124	H	SFA	82	83	1216	250	H	UNCW	97	84	1210								
17	H	Kentucky	71	74	0103	65	N	Notre Dame	53	92	1121	133	H	Ole Miss	82	66	0210	295	H	Samford	105	86	1116								
19	H	Houston	80	77	1213	72	H	Mississippi St.	78	57	0303							308	H	UT Martin	84	60	1129								
25	A	Texas A&M	69	68	0106	76	A	South Carolina	74	83	0228							346	H	Alcorn	99	59	1110								
25	H	Texas A&M	77	65	0123	83	A	Georgia	82	93	0224																				
30	A	Arkansas	75	54	0110	114	A	Memphis	71	61	1228																				
30	H	Arkansas	94	86	0203	122	A	Vanderbilt	71	77	0120																				
37	A	Florida	64	73	0207																										
56	A	Alabama	65	80	0213																										

Non-Div I Games:

St
·
Jo
h
n'
s
(
N
Y
)

DIV. I ONLY				15- 16				183				10				40				90											
DIV. I NON-CONF.				10- 2				31				40				127				17											
Quadrant 1				Quadrant 2				Quadrant 3				Quadrant 4				TOTALS															
OVERALL				2-10				4-3				6-2				3-1				15- 16											
HOME				1-3				3-2				2-1				3-1				9- 7											
AWAY				1-6				0-0				1-1				0-0				2- 7											
NEUTRAL				0-1				1-1				3-0				0-0				4- 2											
NON-CONFERENCE				1-1				2-1				4-0				3-0				10- 2											
Q1: (H:1-30)(N:1-50)(A:1-75) 2-10 overall, 1-1 non_conference								Q2: (H:31-75)(N:51-100)(A:76-135) 4-3 overall, 2-1 non_conference								Q3: (H:76-160)(N:101-200)(A:136-240) 6-2 overall, 4-0 non_conference								Q4: (H:161+)(N:201+)(A:241+) 3-1 overall, 3-0 non_conference							
RPI	S	Opponent	Score		RPI	S	Opponent	Score		RPI	S	Opponent	Score		RPI	S	Opponent	Score													
2	H	Villanova	71	78	0113	34	H	Creighton	63	68	0123	105	H	Iona	69	59	1217	179	H	DePaul	74	91	0106								
2	A	Villanova	79	75	0207	41	H	Providence	72	94	1228	143	N	Oregon St.	82	77	1123	230	H	New Orleans	77	61	1110								
3	A	Xavier	82	88	0117	45	H	Butler	75	68	0228	149	N	Saint Joseph's	77	73	1220	264	H	Central Conn. St.	80	55	1114								
3	H	Xavier	68	73	0130	55	H	Marquette	86	78	0210	158	H	Georgetown	66	69	0109	321	H	Sacred Heart	90	55	1202								
4	H	Duke	81	77	0203	57	H	Nebraska	79	56	1116	158	A	Georgetown	89	93	0120														
28	A	Seton Hall	70	75	1231	66	N	Arizona St.	70	82	1208	158	H	Georgetown	88	77	0307														
28	H	Seton Hall	74	81	0224	78	N	UCF	46	43	1126	177	N	Grand Canyon	68	60	1205														
33	N	Missouri	82	90	1124							179	A	DePaul	77	76	0214														
34	A	Creighton	71	78	0103																										
41	A	Providence	57	61	0303																										
45	A	Butler	45	70	0127																										
55	A	Marquette	73	85	0221																										

St
·
Jo
h
n'
s
(
N
Y
)

Non-Div I Games: Mollav 71 43

DIV. I ONLY				18- 10				86				128				90				91											
DIV. I NON-CONF.				7- 3				82				220				50				121											
Quadrant 1				Quadrant 2				Quadrant 3				Quadrant 4				TOTALS															
OVERALL				2-3				2-4				6-2				8-1				18- 10											
HOME				2-0				1-0				4-1				5-1				12- 2											
AWAY				0-3				0-4				2-0				2-0				4- 7											
NEUTRAL				0-0				1-0				0-1				1-0				2- 1											
NON-CONFERENCE				1-1				1-0				2-1				3-1				7- 3											
Q1: (H:1-30)(N:1-50)(A:1-75) 2-3 overall, 1-1 non_conference								Q2: (H:31-75)(N:51-100)(A:76-135) 2-4 overall, 1-0 non_conference								Q3: (H:76-160)(N:101-200)(A:136-240) 6-2 overall, 2-1 non_conference								Q4: (H:161+)(N:201+)(A:241+) 8-1 overall, 3-1 non_conference							
RPI	S	Opponent	Score		RPI	S	Opponent	Score		RPI	S	Opponent	Score		RPI	S	Opponent	Score													
14	A	Nevada	58	83	0210	38	H	Boise St.	72 64 0227	93	H	Wyoming	87 77 0214	218	H	California	62	63	1209												
14	H	Nevada	79	74	0303	83	N	Georgia	75 68 1124	102	H	Fresno St.	73 77 0117	234	H	Colorado St.	97	78	0124												
24	H	Gonzaga	72	70	1221	93	A	Wyoming	69 82 1227	104	H	Bradley	75 52 1203	252	H	Air Force	81	50	0203												
38	A	Boise St.	80	83	0113	102	A	Fresno St.	61 79 0206	130	H	UNLV	94 56 0217	252	A	Air Force	67	56	0221												
66	A	Arizona St.	68	90	1114	129	A	New Mexico	75 79 0120	144	A	San Diego	66 57 1130	262	H	Eastern Ill.	94	63	1120												
						130	A	UNLV	78 88 0127	157	H	Utah St.	79 59 1230	297	H	McNeese	83	52	1117												
										176	N	Washington St.	86 93 1126	309	N	Sacramento St.	89	52	1123												
										234	A	Colorado St.	77 68 0102	314	H	San Jose St.	85	49	0109												
														314	A	San Jose St.	71	59	0224												

Non-Div I Games: San Diego Christia 91 52

South DakotaSouth Dakota

DIV. I ONLY		19- 12	100	92	104	93
DIV. I NON-CONF.		8- 4	95	53	145	57
Quadrant 1		Quadrant 2		Quadrant 3		Quadrant 4
OVERALL		2-3	3-4	6-4		8-1
HOME		1-0	1-0	3-3		6-1
AWAY		0-2	1-4	3-1		1-0
NEUTRAL		1-1	1-0	0-0		1-0
NON-CONFERENCE		1-1	1-1	2-2		4-0
Q1: (H:1-30)(N:1-50)(A:1-75)		Q2: (H:31-75)(N:51-100)(A:76-135)		Q3: (H:76-160)(N:101-200)(A:136-240)		Q4: (H:161+)(N:201+)(A:241+)
2-3 overall, 1-1 non_conference		3-4 overall, 1-1 non_conference		6-4 overall, 2-2 non_conference		8-1 overall, 4-0 non_conference
RPI S Opponent Score	RPI S Opponent Score		RPI S Opponent Score		RPI S Opponent Score	
7 N Cincinnati 53 78 1122	38 H Boise St. 79 78 0106		91 H San Diego St. 82 69 1227		168 H Drake 96 89 1202	
14 A Nevada 83 92 0103	54 N Louisiana 70 61 1121		102 H Fresno St. 62 80 0203		187 H Pacific 86 72 1209	
14 H Nevada 104 103 0124	76 A South Carolina 64 80 1206		116 H Northern Colo. 84 91 1219		234 H Colorado St. 73 78 0113	
38 A Boise St. 87 95 0303	91 A San Diego St. 77 87 0214		128 H Eastern Wash. 93 88 1212		238 H Texas Southern 72 66 1216	
40 N South Dakota St. 77 65 1120	102 A Fresno St. 78 68 0224		129 H New Mexico 114 *** 0220		252 H Air Force 66 54 0228	
	129 A New Mexico 66 75 0110		143 A Oregon St. 75 66 1113		304 H Chattanooga 74 65 1110	
	130 A UNLV 70 85 0210		157 A Utah St. 85 77 0120		314 A San Jose St. 90 86 0127	
			157 H Utah St. 83 65 0207		314 H San Jose St. 89 75 0217	
			227 A Denver 78 88 1129		314 N San Jose St. 74 61 0307	
			234 A Colorado St. 91 86 0131			

Non-Div I Games: N M Highlands 83 70

W
y
o
m
i
n
g

W
y
o
m
i
n
g

ETSU

■ Loss, ■ Non-Conf, S Site, H Home, A Away, N Neutral

DIV. I ONLY		17- 12	122	93	142	95	
DIV. I NON-CONF.		5- 4	147	25	126	29	
Quadrant 1		Quadrant 2		Quadrant 3		Quadrant 4	
OVERALL	0-4	1-4		8-2		17- 12	
HOME	0-0	1-1		3-1		9- 3	
AWAY	0-4	0-2		4-1		7- 8	
NEUTRAL	0-0	0-1		1-0		1- 1	
NON-CONFERENCE	0-2	0-1		4-0		5- 4	
Q1: (H:1-30)(N:1-50)(A:1-75) 0-4 overall, 0-2 non_conference		Q2: (H:31-75)(N:51-100)(A:(76-135) 1-4 overall, 0-1 non_conference		Q3: (H:76-160)(N:101-200)(A:136-240) 8-2 overall, 4-0 non_conference		Q4: (H:161+)(N:201+)(A:241+) 8-2 overall, 1-1 non_conference	
RPI	S	Opponent	Score	RPI	S	Opponent	Score
20	A	TCU	75 86 1222	58	H	Northeastern	70 90 0118
21	A	Ohio St.	62 97 1209	61	H	Col. of Charleston	114 104 0224
58	A	Northeastern	67 69 0217	61	N	Col. of Charleston	73 83 0305
61	A	Col. of Charleston	77 82 0208	78	A	UCF	64 75 1118
				117	A	Hofstra	84 90 0215

Non-Div I Games: Shenandoah 103 54 Milligan 126 69

DIV. I ONLY	21- 7	32	293	174	96
DIV. I NON-CONF.	5- 5	173	260	88	177
Quadrant 1		Quadrant 2	Quadrant 3	Quadrant 4	TOTALS
OVERALL	0-1	1-4	7-2	13-0	21- 7
HOME	0-0	0-0	4-0	8-0	12- 0
AWAY	0-1	1-4	3-1	4-0	8- 6
NEUTRAL	0-0	0-0	0-1	1-0	1- 1
NON-CONFERENCE	0-1	0-2	2-2	3-0	5- 5
Q1: (H:1-30)(N:1-50)(A:1-75) 0-1 overall, 0-1 non_conference		Q2: (H:31-75)(N:51-100)(A:76-135) 1-4 overall, 0-2 non_conference	Q3: (H:76-160)(N:101-200)(A:136-240) 7-2 overall, 2-2 non_conference	Q4: (H:161+)(N:201+)(A:241+) 13-0 overall, 3-0 non_conference	
RPI S Opponent Score	RPI S Opponent Score	RPI S Opponent Score	RPI S Opponent Score	RPI S Opponent Score	
60 A Washington 63 66 1222	79 A Penn St. 57 70 1115	113 N UC Santa Barbara 73 80 1121	220 H North Dakota 109 79 0104		
	80 A Stanford 54 70 1129	116 H Northern Colo. 89 80 0106	255 N Oral Roberts 69 64 1120		
	111 A Idaho 77 79 0217	131 H UC Irvine 86 68 1219	260 A Southern Utah 79 49 1230		
	116 A Northern Colo. 88 79 0201	145 A Georgia St. 68 71 1209	260 H Southern Utah 71 47 0125		
	128 A Eastern Wash. 65 74 0215	153 H Weber St. 75 57 0301	269 H Idaho St. 75 64 0303		
		158 A Portland St. 92 89 0113	279 A Montana St. 67 52 0120		
		158 H Portland St. 80 60 0208	279 H Montana St. 90 63 0224		
		215 A Pittsburgh 83 78 1113	299 H UC Riverside 77 61 1217		
		220 A North Dakota 72 67 0203	309 A Sacramento St. 78 66 0111		
			309 H Sacramento St. 71 69 0210		
			312 A Northern Ariz. 87 69 1228		
			312 H Northern Ariz. 82 64 0127		
			340 H CSUN 86 68 1203		

Non-Div I Games: Carroll (MT) 86 75

Whitworth 72 60

F
u
r
m
a
n

DIV. I ONLY

DIV. I NON-CONF.

21- 10

7- 4

57

110

165

90

166

89

98

71

Quadrant 1

OVERALL

HOME

AWAY

NEUTRAL

NON-CONFERENCE

0-4

0-0

0-4

0-0

0-3

Quadrant 2

2-3

0-1

1-1

1-1

1-0

Quadrant 3

4-1

2-1

2-0

0-0

1-0

Quadrant 4

15-2

9-1

4-1

2-0

5-1

TOTALS

21- 10

11- 3

7- 6

3- 1

7- 4

Q1: (H:1-30)(N:1-50)(A:1-75)

0-4 overall, 0-3 non_conference

Q2: (H:31-75)(N:51-100)(A:(76-135)

2-3 overall, 1-0 non_conference

Q3: (H:76-160)(N:101-200)(A:136-240)

4-1 overall, 1-0 non_conference

Q4: (H:161+)(N:201+)(A:241+)

15-2 overall, 5-1 non_conference

RPI

S

Opponent

Score

4

A

Duke

63 92 1120

10

A

Tennessee

61 66 1220

45

A

Butler

65 82 1118

67

A

UNCG

61 71 0124

RPI

S

Opponent

Score

58

N

Northeastern

78 67 1125

67

H

UNCG

67 80 0207

94

A

ETSU

79 76 0225

94

N

ETSU

52 63 0304

126

A

Wofford

70 79 0113

RPI

S

Opponent

Score

94

H

ETSU

61 62 0118

126

H

Wofford

76 52 0210

127

H

UNC Asheville

83 72 1205

174

A

Mercer

85 73 0201

219

A

Western Caro.

78 55 0223

RPI

S

Opponent

Score

161

H

Tennessee Tech

64 50 1202

172

H

Winthrop

74 93 1129

174

H

Mercer

74 71 0106

205

H

Elon

76 67 1114

219

H

Western Caro.

100 66 0127

219

N

Western Caro.

97 73 0303

250

A

UNCW

90 84 1217

283

H

The Citadel

107 67 0104

283

A

The Citadel

92 100 0203

295

H

Samford

78 67 0120

295

A

Samford

94 79 0217

304

A

Chattanooga

73 55 0110

304

H

Chattanooga

75 56 0215

311

N

New Hampshire

78 64 1124

315

A

VMI

87 57 1230

315

H

VMI

76 54 0220

331

H

South Carolina St.

101 72 1209

F
u
r
m
a
n

Non-Div I Games:	Rob Jones	101 48	Montreat	103 47
------------------	-----------	--------	----------	--------

DIV. I ONLY				20- 10				65				172				183				99											
DIV. I NON-CONF.				8- 4				95				276				251				134											
Quadrant 1				Quadrant 2				Quadrant 3				Quadrant 4				TOTALS															
OVERALL				2-2				1-3				2-4				15-1				20- 10											
HOME				1-0				0-1				1-1				12-0				14- 2											
AWAY				1-2				1-2				1-3				3-1				6- 8											
NEUTRAL				0-0				0-0				0-0				0-0				0- 0											
NON-CONFERENCE				0-1				1-1				0-1				7-1				8- 4											
Q1: (H:1-30)(N:1-50)(A:1-75) 2-2 overall, 0-1 non_conference								Q2: (H:31-75)(N:51-100)(A:76-135) 1-3 overall, 1-1 non_conference								Q3: (H:76-160)(N:101-200)(A:136-240) 2-4 overall, 0-1 non_conference								Q4: (H:161+)(N:201+)(A:241+) 15-1 overall, 7-1 non_conference							
RPI	S	Opponent	Score		RPI	S	Opponent	Score		RPI	S	Opponent	Score		RPI	S	Opponent	Score													
3	A	Xavier	77	81	1219	52	H	Western Ky.	87	112	0106	77	H	Old Dominion	79	84	0222	194	H	Louisiana Tech	78	65	1230								
29	H	Middle Tenn.	73	63	0118	77	A	Old Dominion	76	82	0113	146	H	UAB	86	78	0120	204	H	Ohio	99	96	1216								
29	A	Middle Tenn.	76	67	0303	87	A	Toledo	93	87	1209	146	A	UAB	77	91	0301	222	H	Southern Miss.	85	66	1228								
52	A	Western Ky.	74	85	0127	95	A	William & Mary	104	114	1129	181	A	UTSA	77	81	0201	223	H	Akron	86	64	1202								
												182	A	Illinois	74	91	1119	273	H	Eastern Ky.	91	71	1222								
												235	A	North Texas	74	72	0217	275	H	Fla. Atlantic	79	68	0210								
																		291	A	UTEP	74	65	0203								
																		292	A	Morehead St.	83	86	1116								
																		293	H	FIU	76	66	0208								
																		304	H	Chattanooga	70	66	1205								
																		306	H	Southern U.	83	74	1113								
																		307	H	N.C. Central	92	84	1122								
																		308	H	UT Martin	102	91	1110								
																		325	A	Charlotte	91	83	0111								
																		325	H	Charlotte	103	75	0224								
																		328	A	Rice	93	80	0215								

Non-Div I Games: Concord 106 70

Marshall

Marshall

DIV. I ONLY		23- 9	42	234	250	101									
DIV. I NON-CONF.		6- 5	151	54	95	79									
Quadrant 1		Quadrant 2		Quadrant 3		Quadrant 4									
OVERALL	0-2	2-2		4-2		17-3									
HOME	0-0	0-1		1-0		11-1									
AWAY	0-2	2-1		3-2		3-2									
NEUTRAL	0-0	0-0		0-0		3-0									
NON-CONFERENCE	0-2	1-2		1-1		4-0									
Q1: (H:1-30)(N:1-50)(A:1-75) 0-2 overall, 0-2 non_conference		Q2: (H:31-75)(N:51-100)(A:(76-135) 2-2 overall, 1-2 non_conference		Q3: (H:76-160)(N:101-200)(A:136-240) 4-2 overall, 1-1 non_conference		Q4: (H:161+)(N:201+)(A:241+) 17-3 overall, 4-0 non_conference									
RPI	S	Opponent	Score	RPI	S	Opponent	Score	RPI	S	Opponent	Score				
27	A	Loyola Chicago	80 84 1110	48	H	Murray St.	61 80 1118	112	H	Northern Ky.	69 67 0216	164	H	Kent St.	63 54 1209
52	A	Western Ky.	60 78 1202	87	A	Toledo	77 69 1216	154	A	Miami (OH)	67 73 1114	180	H	Fairfield	57 56 1126
				112	A	Northern Ky.	84 81 0111	156	A	Georgia Tech	85 81 1222	186	H	Oakland	64 51 0128
				134	A	Missouri St.	50 66 1219	186	A	Oakland	86 81 0107	232	H	Milwaukee	73 74 0210
								232	N	Milwaukee	61 66 0120	232	N	Milwaukee	59 53 0305
								240	A	Ill.-Chicago	88 81 0225	240	H	Ill.-Chicago	65 61 1228
												243	H	Gardner-Webb	67 47 1124
												280	H	Jacksonville	68 44 1125
												284	A	Cleveland St.	74 77 0201
												284	H	Cleveland St.	72 63 0219
												284	N	Cleveland St.	74 57 0306
												294	H	IUPUI	60 52 1230
												294	A	IUPUI	56 66 0223
												302	A	Green Bay	80 67 0118
												302	H	Green Bay	68 64 0208
												302	N	Green Bay	87 72 0303
												318	A	Detroit Mercy	80 73 0105
												318	H	Detroit Mercy	87 55 0126
												329	H	Youngstown St.	77 67 0115
												329	A	Youngstown St.	83 57 0203

Non-Div I Games: Ohio Valley	98	68	Tiffin	73	49
------------------------------	----	----	--------	----	----

DIV. I ONLY		19- 10	76	137	118	102
DIV. I NON-CONF.		8- 3	75	279	252	137
<hr/>						
Quadrant 1		Quadrant 2		Quadrant 3		Quadrant 4
OVERALL	0-3	3-3		7-4		9-0
HOME	0-1	0-2		4-2		6-0
AWAY	0-2	3-1		2-1		3-0
NEUTRAL	0-0	0-0		1-1		0-0
NON-CONFERENCE	0-1	0-1		3-1		5-0
Q1: (H:1-30)(N:1-50)(A:1-75)		Q2: (H:31-75)(N:51-100)(A:76-135)		Q3: (H:76-160)(N:101-200)(A:136-240)		Q4: (H:161+)(N:201+)(A:241+)
0-3 overall, 0-1 non_conference		3-3 overall, 0-1 non_conference		7-4 overall, 3-1 non_conference		9-0 overall, 5-0 non_conference
RPI	S	Opponent	Score	RPI	S	Opponent
14	H	Nevada	65 80 1227	38	H	Boise St.
14	A	Nevada	92 102 0131	69	H	Oregon
30	A	Arkansas	75 83 1117	91	A	San Diego St.
				93	A	Wyoming
				129	H	New Mexico
				130	H	UNLV
				150	N	Evansville
				153	H	Weber St.
				157	A	Utah St.
				157	H	Utah St.
				189	A	Long Beach St.
				199	N	George Mason
				234	A	Colorado St.

Non-Div I Games: H.C. Santa Cruz	96	65	Cal St Monterey R	93	56
----------------------------------	----	----	-------------------	----	----

Li
p
sc
o
m
b

■ Loss,
 ■ Non-Conf,
 ■ S Site,
 ■ H Home,
 ■ A Away,
 ■ N Neutral

DIV. I ONLY				19- 13				115				135				112				104			
DIV. I NON-CONF.				9- 3				59				275				266				105			
Quadrant 1				Quadrant 2				Quadrant 3				Quadrant 4				TOTALS							
OVERALL				1-2				1-5				10-4				7-2				19- 13			
HOME				1-0				0-0				6-0				5-2				12- 2			
AWAY				0-1				1-4				1-4				2-0				4- 9			
NEUTRAL				0-1				0-1				3-0				0-0				3- 2			
NON-CONFERENCE				0-0				0-3				3-0				6-0				9- 3			
Q1: (H:1-30)(N:1-50)(A:1-75)				Q2: (H:31-75)(N:51-100)(A:76-135)				Q3: (H:76-160)(N:101-200)(A:136-240)				Q4: (H:161+)(N:201+)(A:241+)											
1-2 overall, 0-0 non_conference				1-5 overall, 0-3 non_conference				10-4 overall, 3-0 non_conference				7-2 overall, 6-0 non_conference											
RPI	S	Opponent	Score		RPI	S	Opponent	Score		RPI	S	Opponent	Score		RPI	S	Opponent	Score					
27	A	Loyola Chicago	65	81	0113	53	N Vermont	64	65	1117	86	H Illinois St.	70	58	0214	168	H Drake	68	78	0203			
27	H	Loyola Chicago	69	67	0131	86	A Illinois St.	57	70	0117	100	H Southern Ill.	68	62	0109	183	H Indiana St.	64	66	0224			
27	N	Loyola Chicago	54	62	0303	91	A San Diego St.	52	75	1203	134	H Missouri St.	72	52	0123	190	H Valparaiso	80	71	0103			
						100	A Southern Ill.	57	74	0211	139	H UNI	72	53	1231	236	H Delaware	61	53	1114			
						133	A Ole Miss	59	82	1222	139	A UNI	65	74	0207	258	A Southeast Mo. St.	75	67	1220			
						134	A Missouri St.	82	78	0221	141	H Ga. Southern	62	57	1125	262	H Eastern Ill.	67	56	1201			
											150	A Evansville	44	68	0106	294	H IUPUI	68	53	1111			
											150	H Evansville	66	53	0120	303	H Little Rock	86	46	1213			
											153	N Weber St.	70	64	1119	338	A Chicago St.	84	58	1216			
											168	A Drake	64	66	1228								
											168	N Drake	63	61	0302								
											181	N UTSA	71	69	1118								
											183	A Indiana St.	81	73	0128								
											190	A Valparaiso	64	77	0217								

Non-Div I Games: Missouri S&T 79 47

DIV. I ONLY				20- 13				107				145				201				105											
DIV. I NON-CONF.				6- 6				173				96				179				107											
Quadrant 1				Quadrant 2				Quadrant 3				Quadrant 4				TOTALS															
OVERALL				0-3				1-2				5-4				14-4				20- 13											
HOME				0-0				1-0				0-1				7-2				8- 3											
AWAY				0-3				0-2				3-2				4-1				7- 8											
NEUTRAL				0-0				0-0				2-1				3-1				5- 2											
NON-CONFERENCE				0-2				0-1				2-2				4-1				6- 6											
Q1: (H:1-30)(N:1-50)(A:1-75) 0-3 overall, 0-2 non_conference								Q2: (H:31-75)(N:51-100)(A:76-135) 1-2 overall, 0-1 non_conference								Q3: (H:76-160)(N:101-200)(A:136-240) 5-4 overall, 2-2 non_conference								Q4: (H:161+)(N:201+)(A:241+) 14-4 overall, 4-1 non_conference							
RPI	S	Opponent	Score		RPI	S	Opponent	Score		RPI	S	Opponent	Score		RPI	S	Opponent	Score													
16	A	Rhode Island	74	80	1221	70	H	Rider	91 64 0114	112	N	Northern Ky.	72	85	1118	165	H	Niagara	84	85	0216										
44	A	Syracuse	62	71	1114	90	A	St. John's (NY)	59 69 1217	121	H	Canisius	82	84	0121	180	H	Fairfield	84	65	0107										
70	A	Rider	101	110	0225	121	A	Canisius	78 85 1231	142	A	Albany (NY)	67	69	1110	185	H	Yale	83	67	1212										
										153	N	Weber St.	80	72	1117	201	H	Monmouth	50	72	0208										
										165	A	Niagara	98	93	1229	228	N	Manhattan	78	65	0127										
										180	A	Fairfield	100	**	0129	228	H	Manhattan	88	75	0223										
										180	N	Fairfield	83	71	0305	228	N	Manhattan	72	60	0303										
										201	A	Monmouth	76	73	0119	246	N	Coastal Caro.	84	89	1119										
										204	A	Ohio	93	88	1128	253	H	Saint Peter's	73	69	0105										
																253	A	Saint Peter's	86	77	0210										
																253	N	Saint Peter's	65	62	0304										
																256	H	Fairleigh Dickinson	82	75	1202										
																265	A	Holy Cross	82	68	1219										
																270	A	NJIT	74	70	1209										
																278	H	Quinnipiac	87	82	0202										
																298	H	Siena	71	69	0111										
																298	A	Siena	78	82	0212										
																327	A	Marist	98	64	0204										

Non-Div I Games:

DIV. I ONLY	18- 12	109	159	122	106
DIV. I NON-CONF.	8- 4	95	250	130	108
Quadrant 1		Quadrant 2	Quadrant 3	Quadrant 4	TOTALS
OVERALL	1-2	1-3	5-5	11-2	18- 12
HOME	0-0	0-1	2-0	11-1	13- 2
AWAY	1-2	1-2	3-5	0-1	5- 10
NEUTRAL	0-0	0-0	0-0	0-0	0- 0
NON-CONFERENCE	1-2	0-1	1-1	6-0	8- 4
Q1: (H:1-30)(N:1-50)(A:1-75) 1-2 overall, 1-2 non_conference		Q2: (H:31-75)(N:51-100)(A:76-135) 1-3 overall, 0-1 non_conference	Q3: (H:76-160)(N:101-200)(A:136-240) 5-5 overall, 1-1 non_conference	Q4: (H:161+)(N:201+)(A:241+) 11-2 overall, 6-0 non_conference	
RPI S Opponent Score	RPI S Opponent Score	RPI S Opponent Score	RPI S Opponent Score	RPI S Opponent Score	
47 A Oklahoma 69 108 1115	32 H Buffalo 63 83 0106	87 H Toledo 99 71 0217	164 H Kent St. 87 68 0209		
65 A Notre Dame 80 77 1205	82 A Bucknell 83 87 1122	109 H Eastern Mich. 72 62 0102	167 H Central Mich. 82 76 0116		
69 A Oregon 71 95 1119	87 A Toledo 75 63 0130	136 A Dayton 77 78 1110	173 H Western Mich. 80 87 0223		
	109 A Eastern Mich. 41 58 0203	154 A Miami (OH) 53 71 0120	190 H Valparaiso 71 70 1209		
		164 A Kent St. 80 88 0123	196 H Bowling Green 59 56 0206		
		167 A Central Mich. 51 75 0227	207 H Stony Brook 87 76 1117		
		173 A Western Mich. 58 73 0113	216 H North Florida 79 65 1219		
		183 A Indiana St. 93 85 1125	223 H Akron 111 106 0127		
		204 A Ohio 75 68 0109	242 H Northern Ill. 77 68 0220		
		223 A Akron 90 77 0213	242 A Northern Ill. 65 66 0302		
			294 H IUPUI 83 64 1202		
			330 H Jackson St. 70 54 1222		
			332 H Florida A&M 75 54 1229		

Non-Div I Games: Oakland City 81 57

RPI	S	Opponent	Score
192	H	Colgate	70 58 1110
201	H	Monmouth	84 81 1202
207	H	Stony Brook	72 64 1114
211	H	Boston U.	85 66 1119
271	H	East Carolina	70 65 0106
271	A	East Carolina	84 80 0218
274	H	South Fla.	68 65 0207
316	H	Columbia	77 73 1129
343	H	Coppin St.	72 59 1209

Non-Div I Games:

DIV. I ONLY		21- 9	50	257	309	108									
DIV. I NON-CONF.		5- 4	147	148	156	100									
Quadrant 1		Quadrant 2		Quadrant 3		Quadrant 4		TOTALS							
OVERALL	0-3	0-0		3-3		18-3		21- 9							
HOME	0-0	0-0		0-0		14-1		14- 1							
AWAY	0-3	0-0		3-3		4-2		7- 8							
NEUTRAL	0-0	0-0		0-0		0-0		0- 0							
NON-CONFERENCE	0-3	0-0		1-1		4-0		5- 4							
Q1: (H:1-30)(N:1-50)(A:1-75) 0-3 overall, 0-3 non_conference				Q2: (H:31-75)(N:51-100)(A:76-135) 0-0 overall, 0-0 non_conference				Q3: (H:76-160)(N:101-200)(A:136-240) 3-3 overall, 1-1 non_conference				Q4: (H:161+)(N:201+)(A:241+) 18-3 overall, 4-0 non_conference			
RPI	S	Opponent	Score	RPI	S	Opponent	Score	RPI	S	Opponent	Score	RPI	S	Opponent	Score
28	A	Seton Hall	68 89 1220					136	A	Dayton	67 79 1223	178	H	Saint Francis (PA)	73 64 0118
33	A	Missouri	55 99 1113					178	A	Saint Francis (PA)	91 61 0126	180	H	Fairfield	78 76 1201
70	A	Rider	84 90 1216					197	A	Robert Morris	77 64 0128	197	H	Robert Morris	62 49 0120
								198	A	Hartford	72 50 1126	197	H	Robert Morris	75 64 0303
								226	A	Mt. St. Mary's	62 73 0224	226	H	Mt. St. Mary's	76 57 1229
								233	A	LIU Brooklyn	67 69 0113	233	H	LIU Brooklyn	78 74 0217
												233	H	LIU Brooklyn	61 71 0306
												256	H	Fairleigh Dickinson	73 65 0106
												256	A	Fairleigh Dickinson	69 76 0211
												264	H	Central Conn. St.	72 59 0201
												264	A	Central Conn. St.	64 62 0222
												264	H	Central Conn. St.	73 61 0228
												270	A	NJIT	60 49 1111
												277	A	St. Francis Brooklyn	75 82 1231
												277	H	St. Francis Brooklyn	79 61 0203
												290	H	UMass Lowell	90 72 1205
												321	H	Sacred Heart	69 63 0104
												321	A	Sacred Heart	99 84 0215
												336	H	American	71 70 1118
												341	A	Bryant	71 62 0111
												341	H	Bryant	96 76 0208

Non-Div I Games: Merrv	75	41	Staten Island	107	64
------------------------	----	----	---------------	-----	----

DIV. I ONLY		16- 11		121		158		147		109													
DIV. I NON-CONF.		5- 4		147		295		247		161													
Quadrant 1		Quadrant 2		Quadrant 3		Quadrant 4		TOTALS															
OVERALL	0-2	1-2		8-3		7-4		16- 11															
HOME	0-0	0-0		3-0		6-3		9- 3															
AWAY	0-2	1-2		5-3		1-1		7- 8															
NEUTRAL	0-0	0-0		0-0		0-0		0- 0															
NON-CONFERENCE	0-1	0-1		1-2		4-0		5- 4															
Q1: (H:1-30)(N:1-50)(A:1-75) 0-2 overall, 0-1 non_conference				Q2: (H:31-75)(N:51-100)(A:(76-135) 1-2 overall, 0-1 non_conference				Q3: (H:76-160)(N:101-200)(A:136-240) 8-3 overall, 1-2 non_conference				Q4: (H:161+)(N:201+)(A:241+) 7-4 overall, 4-0 non_conference											
RPI	S	Opponent	Score		RPI	S	Opponent	Score		RPI	S	Opponent	Score		RPI	S	Opponent	Score					
32	A	Buffalo	69	83	0123	87	A	Toledo	71	69	0302	87	H	Toledo	85	79	0220	167	H	Central Mich.	79	74	0109
44	A	Syracuse	47	62	1227	106	A	Ball St.	62	72	0102	106	H	Ball St.	58	41	0203	173	H	Western Mich.	57	71	0130
						119	A	Indiana	67	87	1124	154	A	Miami (OH)	58	48	0127	186	H	Oakland	95	89	1206
												154	H	Miami (OH)	58	57	0213	196	H	Bowling Green	71	75	0106
												164	A	Kent St.	71	67	0206	204	H	Ohio	66	72	0120
												167	A	Central Mich.	72	67	0217	223	H	Akron	63	49	0116
												173	A	Western Mich.	74	58	0227	242	A	Northern Ill.	66	72	0113
												186	A	Oakland	81	86	1222	242	H	Northern Ill.	82	53	0224
												189	A	Long Beach St.	85	80	1216	274	A	South Fla.	65	47	1126
												196	A	Bowling Green	63	70	0210	288	H	Arkansas St.	76	59	1116
												216	A	North Florida	81	84	1129	339	H	Howard	76	66	1118

Non-Div I Games: Central St (OH)	80	65	Rochester College	67	48	Mich -Dearborn	97	73	Spring Arbor	92	60
----------------------------------	----	----	-------------------	----	----	----------------	----	----	--------------	----	----

DIV. I ONLY DIV. I NON-CONF.	15- 18 7- 6	205 162	23 104	58 27	110 170
<hr/>					
Quadrant 1		Quadrant 2	Quadrant 3	Quadrant 4	TOTALS
OVERALL	1-12	3-3	3-2	8-1	15- 18
HOME	1-4	1-2	1-0	8-1	11- 7
AWAY	0-6	1-0	2-2	0-0	3- 8
NEUTRAL	0-2	1-1	0-0	0-0	1- 3
NON-CONFERENCE	0-4	1-2	0-0	6-0	7- 6
Q1: (H:1-30)(N:1-50)(A:1-75) 1-12 overall, 0-4 non_conference		Q2: (H:31-75)(N:51-100)(A:76-135) 3-3 overall, 1-2 non_conference	Q3: (H:76-160)(N:101-200)(A:136-240) 3-2 overall, 0-0 non_conference	Q4: (H:161+)(N:201+)(A:241+) 8-1 overall, 6-0 non_conference	
RPI S Opponent Score	RPI S Opponent Score	RPI S Opponent Score	RPI S Opponent Score	RPI S Opponent Score	
1 A Virginia 37 49 1127	52 H Western Ky. 81 80 1213	119 H Indiana 71 61 0102	169 H Northwestern 52 60 0201		
3 H Xavier 70 80 1116	55 H Marquette 63 82 1209	155 A Iowa 67 85 0123	171 H Minnesota 73 63 0219		
9 A Purdue 50 78 0116	57 H Nebraska 63 74 0129	169 A Northwestern 70 64 0222	182 H Illinois 75 50 0119		
9 H Purdue 57 53 0215	59 N Baylor 65 70 1120	182 A Illinois 78 69 0208	185 H Yale 89 61 1112		
13 H Michigan 72 83 0211	74 N Maryland 59 54 0301	203 A Rutgers 60 64 0105	232 H Milwaukee 71 49 1124		
15 A Michigan St. 61 76 0126	79 A Penn St. 64 63 1204		290 H UMass Lowell 82 53 1230		
15 H Michigan St. 63 68 0225			302 H Green Bay 81 60 1223		
15 N Michigan St. 60 63 0302			331 H South Carolina St. 85 50 1110		
21 H Ohio St. 58 83 1202			338 H Chicago St. 82 70 1227		
36 N UCLA 70 72 1121					
50 A Temple 55 59 1206					
57 A Nebraska 59 63 0109					
74 A Maryland 63 68 0204					

Non-Div I Games:

DIV. I ONLY	20- 8	45	288	167	111
DIV. I NON-CONF.	6- 4	126	265	94	140
Quadrant 1		Quadrant 2	Quadrant 3	Quadrant 4	TOTALS
OVERALL	0-1	1-1	7-4	12-2	20- 8
HOME	0-0	0-0	2-2	7-0	9- 2
AWAY	0-1	1-1	5-1	3-1	9- 4
NEUTRAL	0-0	0-0	0-1	2-1	2- 2
NON-CONFERENCE	0-1	0-0	2-2	4-1	6- 4
Q1: (H:1-30)(N:1-50)(A:1-75) 0-1 overall, 0-1 non_conference		Q2: (H:31-75)(N:51-100)(A:76-135) 1-1 overall, 0-0 non_conference	Q3: (H:76-160)(N:101-200)(A:136-240) 7-4 overall, 2-2 non_conference	Q4: (H:161+)(N:201+)(A:241+) 12-2 overall, 4-1 non_conference	
RPI S Opponent Score	RPI S Opponent Score	RPI S Opponent Score	RPI S Opponent Score	RPI S Opponent Score	
14 A Nevada 64 88 1110	116 A Northern Colo. 77 81 1231	96 H Montana 79 77 0217	176 H Washington St. 91 64 1206		
	128 A Eastern Wash. 58 51 0112	116 H Northern Colo. 63 80 0125	208 H Sam Houston St. 63 54 1118		
		128 H Eastern Wash. 66 64 0209	212 N CSU Bakersfield 62 64 1124		
		131 N UC Irvine 59 67 1221	220 H North Dakota 96 71 0127		
		140 A Nicholls St. 79 68 1203	260 A Southern Utah 80 76 0118		
		153 A Weber St. 68 62 0224	260 H Southern Utah 78 76 0303		
		158 H Portland St. 72 73 0106	266 N Santa Clara 69 59 1122		
		158 A Portland St. 97 88 0201	269 A Idaho St. 83 86 0222		
		173 A Western Mich. 82 52 1218	279 H Montana St. 88 78 0215		
		212 A CSU Bakersfield 55 66 1209	305 N Cal Poly 75 66 1125		
		220 A North Dakota 74 57 1229	309 H Sacramento St. 69 68 0104		
			309 A Sacramento St. 81 58 0203		
			312 A Northern Ariz. 84 80 0120		
			312 H Northern Ariz. 66 52 0301		

Non-Div I Games: Simon Fraser 73 54 George Fox 101 62

N
o
r
t
h
e
r
n
K
y.

DIV. I ONLY	20- 9	52	235	269	112
DIV. I NON-CONF.	5- 5	173	57	158	109
Quadrant 1		Quadrant 2	Quadrant 3	Quadrant 4	TOTALS
OVERALL	0-1	0-5	5-1	15-2	20- 9
HOME	0-0	0-0	1-1	9-1	10- 2
AWAY	0-1	0-4	3-0	5-0	8- 5
NEUTRAL	0-0	0-1	1-0	1-1	2- 2
NON-CONFERENCE	0-1	0-4	2-0	3-0	5- 5
Q1: (H:1-30)(N:1-50)(A:1-75) 0-1 overall, 0-1 non_conference		Q2: (H:31-75)(N:51-100)(A:76-135) 0-5 overall, 0-4 non_conference	Q3: (H:76-160)(N:101-200)(A:136-240) 5-1 overall, 2-0 non_conference	Q4: (H:161+)(N:201+)(A:241+) 15-2 overall, 3-0 non_conference	
RPI S Opponent Score	RPI S Opponent Score	RPI S Opponent Score	RPI S Opponent Score	RPI S Opponent Score	
25 A Texas A&M 58 64 1219	53 N Vermont 64 66 1119	94 H ETSU 71 84 1206	94 H ETSU 81 63 1110	186 H Oakland 70 83 0126	
	94 A ETSU 71 84 1206	101 H Wright St. 67 69 0216	101 H Wright St. 81 84 0111	232 H Milwaukee 54 52 0208	
	101 A Wright St. 67 69 0216	114 A Memphis 74 76 1125	105 N Iona 85 72 1118	240 H Ill.-Chicago 86 51 1230	
	132 A UMBC 75 76 1217		186 A Oakland 87 83 0105	272 N James Madison 87 78 1117	
			232 A Milwaukee 91 64 0118	273 H Eastern Ky. 91 63 1210	
			240 A Ill.-Chicago 79 72 0223	284 H Cleveland St. 70 55 0115	
				284 A Cleveland St. 78 61 0203	
				284 N Cleveland St. 80 89 0303	
				292 H Morehead St. 86 49 1202	
				294 H IUPUI 77 59 1228	
				294 A IUPUI 75 56 0225	
				302 A Green Bay 77 65 0120	
				302 H Green Bay 86 80 0210	
				318 A Detroit Mercy 56 54 0107	
				318 H Detroit Mercy 72 44 0128	
				329 A Youngstown St. 95 85 0201	
				329 H Youngstown St. 70 51 0219	

N
o
r
t
h
e
r
n
K
y.

Non-Div I Games: Wilmington (OH) 93 65 Berea 112 33

DIV. I ONLY

DIV. I NON-CONF.

19- 12

9- 4

100

85

130

281

82

175

114

185

Quadrant 1

OVERALL 2-5

HOME 1-2

AWAY 1-2

NEUTRAL 0-1

NON-CONFERENCE 0-1

Quadrant 2

3-2

1-0

2-1

0-1

0-1

Quadrant 3

4-3

3-2

1-1

0-0

2-2

Quadrant 4

10-2

9-1

1-1

0-0

7-0

TOTALS

19- 12

14- 5

5- 5

0- 2

9- 4

Q1: (H:1-30)(N:1-50)(A:1-75)

2-5 overall, 0-1 non_conference

Q2: (H:31-75)(N:51-100)(A:76-135)

3-2 overall, 0-1 non_conference

Q3: (H:76-160)(N:101-200)(A:136-240)

4-3 overall, 2-2 non_conference

Q4: (H:161+)(N:201+)(A:241+)

10-2 overall, 7-0 non_conference

RPI

S

Opponent

Score

7

A

Cincinnati

48 82 1231

7

H

Cincinnati

48 62 0127

11

H

Wichita St.

65 85 0206

19

H

Houston

91 85 0222

39

N

Louisville

72 81 1216

50

A

Temple

75 72 0113

71

A

Tulsa

51 64 0120

RPI

S

Opponent

Score

56

N

Alabama

70 82 1110

71

H

Tulsa

76 67 0106

78

A

UCF

56 65 0103

107

A

UConn

83 79 0225

115

A

SMU

70 67 0214

RPI

S

Opponent

Score

78

H

UCF

64 68 0211

88

H

LSU

61 71 1228

107

H

UConn

73 49 0116

112

H

Northern Ky.

76 74 1125

142

H

Albany (NY)

67 58 1212

146

A

UAB

56 71 1130

162

A

Tulane

68 63 0217

RPI

S

Opponent

Score

162

H

Tulane

96 89 0109

174

H

Mercer

83 81 1202

230

H

New Orleans

63 52 1121

271

A

East Carolina

85 88 0203

271

H

East Carolina

90 70 0304

274

A

South Fla.

86 74 0131

274

H

South Fla.

51 75 0301

295

H

Samford

65 64 1205

298

H

Siena

70 66 1220

303

H

Little Rock

70 62 1114

324

H

Loyola Maryland

83 71 1223

341

H

Bryant

90 72 1209

Non-Div I Games:

DIV. I ONLY		16- 15	166	55	83	115
DIV. I NON-CONF.		10- 3	46	99	159	54
Quadrant 1		Quadrant 2		Quadrant 3		Quadrant 4
OVERALL	2-7	2-4		2-3		10-1
HOME	0-3	2-1		2-1		9-0
AWAY	1-4	0-2		0-1		1-1
NEUTRAL	1-0	0-1		0-1		0-0
NON-CONFERENCE	1-1	2-1		1-1		6-0
Q1: (H:1-30)(N:1-50)(A:1-75) 2-7 overall, 1-1 non_conference		Q2: (H:31-75)(N:51-100)(A:(76-135) 2-4 overall, 2-1 non_conference		Q3: (H:76-160)(N:101-200)(A:136-240) 2-3 overall, 1-1 non_conference		Q4: (H:161+)(N:201+)(A:241+) 10-1 overall, 6-0 non_conference
RPI S Opponent Score	RPI S Opponent Score		RPI S Opponent Score		RPI S Opponent Score	
7 A Cincinnati 56 76 0107	35 H Southern California 72 55 1202		78 H UCF 56 51 1227		162 H Tulane 73 62 0120	
7 H Cincinnati 51 76 0211	38 H Boise St. 86 63 1218		114 H Memphis 67 70 0214		214 H La.-Monroe 83 65 1112	
11 A Wichita St. 83 78 0117	50 H Temple 64 66 0110		132 H UMBC 78 67 1110		221 H UTRGV 95 64 1128	
11 H Wichita St. 78 84 0224	52 N Western Ky. 61 63 1124		139 N UNI 58 61 1122		230 H New Orleans 79 66 1213	
18 N Arizona 66 60 1123	78 A UCF 37 52 0217		162 A Tulane 70 73 0104		271 H East Carolina 86 61 0128	
19 A Houston 58 67 0208	107 A UConn 52 63 0125				271 A East Carolina 77 58 0221	
19 H Houston 56 69 0228					274 H South Fla. 79 39 1231	
20 A TCU 83 94 1205					274 A South Fla. 54 65 0304	
71 A Tulsa 67 76 0201					305 H Cal Poly 84 64 1219	
					310 H Ark.-Pine Bluff 72 37 1118	
					342 H Northwestern St. 81 35 1115	

Non-Div I Games:

DIV. I ONLY		18- 11	96	186	243	116									
DIV. I NON-CONF.		6- 4	126	152	187	99									
Quadrant 1		Quadrant 2		Quadrant 3		Quadrant 4									
OVERALL	0-1	3-4		4-4		11-2									
HOME	0-0	0-0		2-3		6-0									
AWAY	0-1	2-4		2-1		2-2									
NEUTRAL	0-0	1-0		0-0		3-0									
NON-CONFERENCE	0-1	2-2		0-1		4-0									
Q1: (H:1-30)(N:1-50)(A:1-75) 0-1 overall, 0-1 non_conference		Q2: (H:31-75)(N:51-100)(A:76-135) 3-4 overall, 2-2 non_conference		Q3: (H:76-160)(N:101-200)(A:136-240) 4-4 overall, 0-1 non_conference		Q4: (H:161+)(N:201+)(A:241+) 11-2 overall, 4-0 non_conference									
RPI	S	Opponent	Score	RPI	S	Opponent	Score	RPI	S	Opponent	Score				
75	A	Colorado	51 66 1110	92	N	South Dakota	63 62 1125	96	H	Montana	79 88 0201	220	H	North Dakota	94 91 0120
				93	A	Wyoming	91 84 1219	97	H	UC Davis	59 72 1113	222	N	Southern Miss.	77 63 1126
				96	A	Montana	80 89 0106	111	H	Idaho	81 77 1231	227	H	Denver	83 63 1213
				97	A	UC Davis	51 56 1129	128	H	Eastern Wash.	88 75 1229	260	H	Southern Utah	97 80 0217
				111	A	Idaho	80 63 0125	153	H	Weber St.	74 78 0111	269	H	Idaho St.	94 80 0113
				128	A	Eastern Wash.	65 67 0127	153	A	Weber St.	66 71 0210	269	A	Idaho St.	85 82 0208
				130	A	UNLV	91 94 1222	158	A	Portland St.	85 78 0301	279	A	Montana St.	64 76 0104
								220	A	North Dakota	79 66 0224	279	H	Montana St.	86 63 0203
												309	A	Sacramento St.	77 88 0303
												312	H	Northern Ariz.	95 60 0215
												312	N	Northern Ariz.	82 59 0306
												317	A	Pepperdine	84 82 1117
												329	N	Youngstown St.	80 67 1124

Non-Div I Games: Northern NM 99 60 Okla Panhandle 104 53 Western St 87 75

N
o
r
t
h
e
r
n
C
o
l
o.

N
o
r
t
h
e
r
n
C
o
l
o.

DIV. I ONLY		18- 12	109	170	109	117
DIV. I NON-CONF.		6- 5	151	122	40	122
Quadrant 1		Quadrant 2		Quadrant 3		Quadrant 4
OVERALL	2-4	0-3		8-0		8-5
HOME	0-0	0-2		2-0		8- 4
AWAY	2-1	0-1		5-0		2-2
NEUTRAL	0-3	0-0		1-0		0-1
NON-CONFERENCE	1-3	0-0		3-0		2-2
Q1: (H:1-30)(N:1-50)(A:1-75) 2-4 overall, 1-3 non_conference		Q2: (H:31-75)(N:51-100)(A:(76-135) 0-3 overall, 0-0 non_conference		Q3: (H:76-160)(N:101-200)(A:136-240) 8-0 overall, 3-0 non_conference		Q4: (H:161+)(N:201+)(A:241+) 8-5 overall, 2-2 non_conference
RPI S Opponent Score	RPI S Opponent Score		RPI S Opponent Score		RPI S Opponent Score	
2 N Villanova 71 95 1222	58 H Northeastern 67 81 0125		95 H William & Mary 90 84 0215		205 H Elon 76 89 0107	
8 N Auburn 78 89 1119	61 H Col. of Charleston 85 86 0203		136 N Dayton 72 69 1116		228 H Manhattan 61 63 1220	
12 N Clemson 59 78 1117	95 A William & Mary 87 90 1230		151 A Towson 76 73 0111		236 H Delaware 90 63 0118	
58 A Northeastern 71 70 0102			151 H Towson 91 86 0224		245 A Drexel 91 86 0113	
61 A Col. of Charleston 70 76 0120			201 A Monmouth 85 84 1206		245 H Drexel 88 76 0217	
70 A Rider 88 82 1209			205 A Elon 67 48 0208		250 H UNCW 96 76 0201	
			207 A Stony Brook 84 81 1212		250 A UNCW 70 90 0210	
			236 A Delaware 64 59 0127		250 N UNCW 88 93 0304	
					272 H James Madison 87 81 0105	
					272 A James Madison 77 61 0222	
					281 H Army West Point 77 74 1110	
					298 A Siena 76 85 1125	
					300 H Kennesaw St. 75 57 1113	

Non-Div I Games: Mallow 107 72

H
of
st
r
a

H
of
st
r
a

DIV. I ONLY	16- 12	131	169	252	118
DIV. I NON-CONF.	4- 10	267	83	171	216
Quadrant 1		Quadrant 2		Quadrant 3	Quadrant 4
OVERALL	0-3	0-3	4-4	12-2	16- 12
HOME	0-0	0-1	1-0	8-0	9- 1
AWAY	0-2	0-2	2-4	4-2	6- 10
NEUTRAL	0-1	0-0	1-0	0-0	1- 1
NON-CONFERENCE	0-3	0-2	1-4	3-1	4- 10
Q1: (H:1-30)(N:1-50)(A:1-75) 0-3 overall, 0-3 non_conference		Q2: (H:31-75)(N:51-100)(A:(76-135) 0-3 overall, 0-2 non_conference		Q3: (H:76-160)(N:101-200)(A:136-240) 4-4 overall, 1-4 non_conference	
RPI S Opponent Score	RPI S Opponent Score	RPI S Opponent Score	RPI S Opponent Score	RPI S Opponent Score	
17 A Kentucky 70 79 1202	53 H Vermont 56 62 0102	123 H Penn 76 67 0210	185 H Yale 64 49 0217		
43 N Saint Mary's (CA) 71 89 1123	123 A Penn 71 74 0224	149 N Saint Joseph's 77 71 1124	211 H Boston U. 74 63 1221		
58 A Northeastern 61 77 1130	126 A Wofford 62 63 0110	163 A Cal St. Fullerton 61 70 1126	224 H Princeton 66 51 0209		
		171 A Minnesota 55 65 1230	231 H Massachusetts 70 67 1112		
		185 A Yale 54 52 0126	241 A Cornell 76 73 0203		
		191 A George Washington 48 58 1223	241 H Cornell 98 88 0302		
		224 A Princeton 72 66 0223	265 A Holy Cross 69 73 1116		
		228 A Manhattan 69 73 1118	289 A Fordham 47 45 1206		
			296 A Brown 86 77 0127		
			296 H Brown 65 58 0216		
			316 A Columbia 76 83 0202		
			316 H Columbia 93 74 0303		
			333 H Dartmouth 61 51 0106		
			333 A Dartmouth 62 57 0120		

Non-Div I Games: MIT 73 64

DIV. I ONLY

DIV. I NON-CONF.

16- 15

7- 5

166

134

77

201

67

109

119

200

Quadrant 1

OVERALL

HOME

AWAY

NEUTRAL

NON-CONFERENCE

0-10

0-4

0-6

0-0

0-3

Quadrant 2

2-1

1-0

0-1

1-0

1-0

Quadrant 3

6-1

3-0

3-1

0-0

1-0

Quadrant 4

8-3

8-2

0-0

0-1

5-2

TOTALS

16- 15

12- 6

3- 8

1- 1

7- 5

Q1: (H:1-30)(N:1-50)(A:1-75)

0-10 overall, 0-3 non_conference

Q2: (H:31-75)(N:51-100)(A:76-135)

2-1 overall, 1-0 non_conference

Q3: (H:76-160)(N:101-200)(A:136-240)

6-1 overall, 1-0 non_conference

Q4: (H:161+)(N:201+)(A:241+)

8-3 overall, 5-2 non_conference

RPI

S

Opponent

Score

4

H

Duke

81 91 1129

9

H

Purdue

67 74 0128

13

A

Michigan

55 69 1202

15

A

Michigan St.

57 85 0119

15

H

Michigan St.

60 63 0203

21

A

Ohio St.

56 71 0130

21

H

Ohio St.

78 80 0223

28

A

Seton Hall

68 84 1115

39

A

Louisville

62 71 1209

57

A

Nebraska

57 66 0220

RPI

S

Opponent

Score

65

N

Notre Dame

80 77 1216

74

H

Maryland

71 68 0122

110

A

Wisconsin

61 71 0102

RPI

S

Opponent

Score

79

H

Penn St.

74 70 0109

109

H

Eastern Mich.

87 67 1124

155

H

Iowa

77 64 1204

155

A

Iowa

84 82 0217

171

A

Minnesota

75 71 0106

182

A

Illinois

71 73 0124

203

A

Rutgers

65 43 0205

RPI

S

Opponent

Score

161

H

Tennessee Tech

87 59 1221

169

H

Northwestern

66 46 0114

171

H

Minnesota

80 56 0209

182

H

Illinois

78 68 0214

183

H

Indiana St.

69 90 1110

203

N

Rutgers

69 76 0301

209

H

Fort Wayne

72 92 1218

274

H

South Fla.

70 53 1119

288

H

Arkansas St.

87 70 1122

329

H

Youngstown St.

79 51 1229

339

H

Howard

86 77 1112

Non-Div I Games:

U
T
A
r
l
i
n
g
t
o
n

■ Loss, ■ Non-Conf, S Site, H Home, A Away, N Neutral

C
a
n
i
s
i
u
s

C
a
n
i
s
i
u
s

DIV. I ONLY		12- 20	260	3	21	122									
DIV. I NON-CONF.		6- 7	186	14	46	141									
Quadrant 1		Quadrant 2		Quadrant 3		Quadrant 4		TOTALS							
OVERALL	1-13	4-7		4-0		3-0		12- 20							
HOME	1-4	3-3		4-0		3-0		11- 7							
AWAY	0-7	1-3		0-0		0-0		1- 10							
NEUTRAL	0-2	0-1		0-0		0-0		0- 3							
NON-CONFERENCE	1-4	0-3		2-0		3-0		6- 7							
Q1: (H:1-30)(N:1-50)(A:1-75) 1-13 overall, 1-4 non_conference				Q2: (H:31-75)(N:51-100)(A:76-135) 4-7 overall, 0-3 non_conference				Q3: (H:76-160)(N:101-200)(A:136-240) 4-0 overall, 2-0 non_conference				Q4: (H:161+)(N:201+)(A:241+) 3-0 overall, 3-0 non_conference			
RPI	S	Opponent	Score	RPI	S	Opponent	Score	RPI	S	Opponent	Score	RPI	S	Opponent	Score
1	N	Virginia	42 68 1123	33	H	Missouri	66 74 0227	83	H	Georgia	81 66 0207	166	H	Austin Peay	73 54 1110
8	A	Auburn	81 93 0203	35	H	Southern California	89 93 1119	88	H	LSU	77 71 0120	345	H	Houston Baptist	81 48 1220
10	H	Tennessee	84 92 0109	37	H	Florida	71 68 0217	125	H	Radford	74 62 1128	346	H	Alcorn	92 51 1222
10	A	Tennessee	62 67 0123	56	H	Alabama	76 75 0102	127	H	UNC Asheville	79 76 1117				
17	H	Kentucky	67 74 0113	62	H	Kansas St.	79 84 1203								
17	A	Kentucky	81 83 0130	72	H	Mississippi St.	81 80 0214								
20	H	TCU	81 78 0127	76	A	South Carolina	60 71 0106								
25	H	Texas A&M	81 89 0224	81	A	Belmont	60 69 1113								
28	N	Seton Hall	59 72 1124	83	N	Georgia	62 78 0307								
29	H	Middle Tenn.	63 66 1206	88	A	LSU	78 88 0220								
30	A	Arkansas	54 72 0210	133	A	Ole Miss	82 69 0303								
37	A	Florida	74 81 1230												
66	A	Arizona St.	64 76 1217												
72	A	Mississippi St.	62 80 0116												

Non-Div I Games:

DIV. I ONLY		21- 8	41	311	216	123	
DIV. I NON-CONF.		9- 6	126	277	135	171	
Quadrant 1		Quadrant 2		Quadrant 3		Quadrant 4	TOTALS
OVERALL	0-1	0-2		5-4		16-1	21- 8
HOME	0-0	0-1		2-1		8-1	10- 3
AWAY	0-1	0-1		3-2		6-0	9- 4
NEUTRAL	0-0	0-0		0-1		2-0	2- 1
NON-CONFERENCE	0-1	0-1		3-3		6-1	9- 6
Q1: (H:1-30)(N:1-50)(A:1-75) 0-1 overall, 0-1 non_conference		Q2: (H:31-75)(N:51-100)(A:76-135) 0-2 overall, 0-1 non_conference		Q3: (H:76-160)(N:101-200)(A:136-240) 5-4 overall, 3-3 non_conference		Q4: (H:161+)(N:201+)(A:241+) 16-1 overall, 6-1 non_conference	
RPI	S	Opponent	Score	RPI	S	Opponent	Score
2	A	Villanova	62 90 1129	50	H	Temple	51 60 0120
				118	A	Harvard	67 76 0210
				87	H	Toledo	72 85 1229
				118	H	Harvard	74 71 0224
				136	A	Dayton	78 70 1209
				149	H	Saint Joseph's	67 56 0127
				151	N	Towson	71 79 1121
				180	A	Fairfield	72 80 1111
				185	A	Yale	79 80 0302
				201	A	Monmouth	101 96 1125
				224	A	Princeton	82 65 0206
				185	H	Yale	59 50 0203
				200	H	Navy	66 45 1115
				202	H	La Salle	71 75 1113
				224	H	Princeton	76 70 0106
				241	H	Cornell	69 61 0112
				241	A	Cornell	79 71 0217
				242	N	Northern Ill.	93 80 1120
				254	N	UMKC	68 65 1122
				296	H	Brown	95 90 0202
				296	A	Brown	99 93 0303
				313	A	Lafayette	73 68 1206
				316	H	Columbia	77 71 0113
				316	A	Columbia	74 62 0216
				333	A	Dartmouth	64 61 0209
				333	H	Dartmouth	74 46 0223
				339	A	Howard	81 68 1204
				351	H	Delaware St.	105 52 1227

Non-Div I Games: Penn St -Brandyw 99 40

RPI	S	Opponent	Score	
33	A	Missouri	81 82	1219
72	A	Mississippi St.	75 80	1122

RPI	S	Opponent	Score
88	A	LSU	83 82 1216

RPI	S	Opponent	Score
140	H	Nicholls St.	81 64 010303
152	A	Southeastern La.	62 73 122828
194	A	Louisiana Tech	85 83 120606
208	A	Sam Houston St.	65 53 030303
225	A	Central Ark.	92 *** 012424
229	A	Lamar University	54 76 020303

RPI	S	Opponent	Score
208	H	Sam Houston St.	82 66 0127
210	H	North Dakota St.	54 50 1128
214	H	La.-Monroe	68 65 1202
225	H	Central Ark.	97 62 0221
229	H	Lamar University	66 71 0224
230	H	New Orleans	78 68 0110
259	A	Abilene Christian	76 66 0117
259	H	Abilene Christian	76 56 0228
297	A	McNeese	99 95 0208
322	A	A&M-Corpus Christi	87 68 0214
328	H	Rice	81 62 1209
332	H	Florida A&M	79 63 1126
337	A	Longwood	74 61 1111
342	A	Northwestern St.	64 56 0106
342	H	Northwestern St.	97 50 0210
345	H	Houston Baptist	102 82 0131
348	H	Incarnate Word	83 63 0113
348	A	Incarnate Word	81 70 0217

Non-Div I Games: 1st Tourneau	91	68	Howard Payne	118	64	Arlington Baptist	116	66	St Edward's	89	66
-------------------------------	----	----	--------------	-----	----	-------------------	-----	----	-------------	----	----

R
a
d
f
o
r
d

DIV. I ONLY				20- 12				92				239				253				125											
DIV. I NON-CONF.				5- 6				195				144				77				115											
Quadrant 1				Quadrant 2				Quadrant 3				Quadrant 4				TOTALS															
OVERALL				0-3				1-2				3-3				16-4				20- 12											
HOME				0-0				0-0				1-0				8-2				9- 2											
AWAY				0-3				0-2				1-3				6-2				7- 10											
NEUTRAL				0-0				1-0				1-0				2-0				4- 0											
NON-CONFERENCE				0-3				1-1				0-2				4-0				5- 6											
Q1: (H:1-30)(N:1-50)(A:1-75) 0-3 overall, 0-3 non_conference								Q2: (H:31-75)(N:51-100)(A:(76-135) 1-2 overall, 1-1 non_conference								Q3: (H:76-160)(N:101-200)(A:136-240) 3-3 overall, 0-2 non_conference								Q4: (H:161+)(N:201+)(A:241+) 16-4 overall, 4-0 non_conference							
RPI	S	Opponent	Score		RPI	S	Opponent	Score		RPI	S	Opponent	Score		RPI	S	Opponent	Score													
14	A	Nevada	62	77	1217	97	N UC Davis	72	62	1223	127	H UNC Asheville	90	70	0106	172	H Winthrop	85	79	0103											
21	A	Ohio St.	72	82	1112	122	A Vanderbilt	62	74	1128	137	A San Francisco	41	52	1219	213	H Liberty	59	57	0115											
63	A	Virginia Tech	68	95	1206	127	A UNC Asheville	64	66	0210	172	A Winthrop	57	75	0203	213	H Liberty	55	52	0304											
											172	N Winthrop	61	52	0302	243	A Gardner-Webb	54	59	0112											
											205	A Elon	74	77	1122	243	H Gardner-Webb	70	66	0201											
											213	A Liberty	63	50	0222	244	N N.C. A&T	66	60	1222											
																263	A Charleston So.	64	61	0109											
																263	H Charleston So.	81	84	0127											
																268	A Campbell	56	59	0121											
																268	H Campbell	72	53	0215											
																271	A East Carolina	73	66	1115											
																272	H James Madison	69	68	1125											
																276	A High Point	78	76	0124											
																276	H High Point	60	61	0207											
																315	A VMI	63	50	1202											
																319	A Presbyterian	78	62	1230											
																319	H Presbyterian	74	68	0218											
																337	H Longwood	70	63	0118											
																337	A Longwood	70	47	0224											
																337	N Longwood	59	53	0301											

R
a
d
f
o
r
d

Non-Div I Games: Erskine 76 49 Ga Southwestern 72 63

174	A	Mercer	65	73	0203	283	H	The Citadel	109	92	0106
174	N	Mercer	73	53	0303	283	A	The Citadel	78	80	0201
218	A	California	65	79	1116	295	A	Samford	93	89	0118
219	A	Western Caro.	84	69	0215	295	H	Samford	92	79	0207
						304	H	Chattanooga	71	67	0120
						304	A	Chattanooga	74	64	0217
						315	H	VMI	92	53	0104
						315	A	VMI	63	46	0124

W
of
fo
r
d

W
of
fo
r
d

Non-Div I Games:	Johnson & Wales /	104	45	Wash & Lee	103	66	Roh Innes	96	65
------------------	-------------------	-----	----	------------	-----	----	-----------	----	----

DIV. I ONLY		19- 12	100	193	258	127									
DIV. I NON-CONF.		5- 6	195	62	47	111									
Quadrant 1		Quadrant 2		Quadrant 3		Quadrant 4									
OVERALL	1-3	0-3		4-1		14-5									
HOME	0-0	0-0		2-0		10-3									
AWAY	1-3	0-3		2-1		4-2									
NEUTRAL	0-0	0-0		0-0		0-0									
NON-CONFERENCE	1-3	0-2		2-0		2-1									
Q1: (H:1-30)(N:1-50)(A:1-75)		Q2: (H:31-75)(N:51-100)(A:76-135)		Q3: (H:76-160)(N:101-200)(A:136-240)		Q4: (H:161+)(N:201+)(A:241+)									
1-3 overall, 1-3 non_conference		0-3 overall, 0-2 non_conference		4-1 overall, 2-0 non_conference		14-5 overall, 2-1 non_conference									
RPI	S	Opponent	Score	RPI	S	Opponent	Score	RPI	S	Opponent	Score	RPI	S	Opponent	Score
12	A	Clemson	52 83 1203	98	A	Furman	72 83 1205	125	H	Radford	66 64 0210	172	H	Winthrop	89 75 0222
16	A	Rhode Island	60 84 1110	122	A	Vanderbilt	76 79 1117	126	H	Wofford	85 65 1126	201	H	Monmouth	62 51 1122
43	A	Saint Mary's (CA)	69 95 1222	125	A	Radford	70 90 0106	166	A	Austin Peay	82 79 1119	213	H	Liberty	69 82 0215
67	A	UNCG	67 60 1219					172	A	Winthrop	58 85 0118	213	H	Liberty	64 69 0302
								213	A	Liberty	84 68 0121	219	H	Western Caro.	72 76 1217
												243	H	Gardner-Webb	65 60 0124
												243	A	Gardner-Webb	61 72 0224
												263	H	Charleston So.	83 73 0115
												263	A	Charleston So.	85 80 0218
												263	H	Charleston So.	71 66 0301
												268	H	Campbell	85 79 1230
												268	A	Campbell	64 57 0201
												276	A	High Point	74 84 0103
												276	H	High Point	84 77 0127
												319	A	Presbyterian	76 56 0112
												319	H	Presbyterian	75 61 0203
												337	H	Longwood	90 80 0109
												337	A	Longwood	78 73 0207
												344	H	USC Upstate	82 70 1129

Non-Div I Games: Milligan 97 60 Lees-McRae 92 60

U
N
C
A
s
h
e
v
i
l
l
e

U
N
C
A
s
h
e
v
i
l
l
e

DIV. I ONLY				16- 14				151				101				99				129											
DIV. I NON-CONF.				4- 8				241				102				61				250											
Quadrant 1				Quadrant 2				Quadrant 3				Quadrant 4				TOTALS															
OVERALL				0-6				2-4				7-1				7-3				16- 14											
HOME				0-1				0-2				6-0				6-1				12- 4											
AWAY				0-4				2-1				1-1				1-2				4- 8											
NEUTRAL				0-1				0-1				0-0				0-0				0- 2											
NON-CONFERENCE				0-4				0-2				1-0				3-2				4- 8											
Q1: (H:1-30)(N:1-50)(A:1-75) 0-6 overall, 0-4 non_conference								Q2: (H:31-75)(N:51-100)(A:(76-135) 2-4 overall, 0-2 non_conference								Q3: (H:76-160)(N:101-200)(A:136-240) 7-1 overall, 1-0 non_conference								Q4: (H:161+)(N:201+)(A:241+) 7-3 overall, 3-2 non_conference							
RPI	S	Opponent	Score		RPI	S	Opponent	Score		RPI	S	Opponent	Score		RPI	S	Opponent	Score													
14	A	Nevada	74	77	1230	38	H	Boise St.	71	73	0206	91	H	San Diego St.	79	75	0120	161	H	Tennessee Tech	96	104	1121								
18	H	Arizona	73	89	1216	42	H	New Mexico St.	62	65	1209	93	H	Wyoming	75	66	0110	234	H	Colorado St.	80	65	0127								
20	N	TCU	67	69	1124	74	N	Maryland	65	80	1125	102	H	Fresno St.	95	86	0303	237	H	Prairie View	87	78	1222								
38	A	Boise St.	62	90	0103	93	A	Wyoming	119	114	0220	130	H	UNLV	91	90	0225	252	H	Air Force	87	58	1227								
42	A	New Mexico St.	56	75	1117	102	A	Fresno St.	80	89	0113	150	H	Evansville	78	59	1129	252	A	Air Force	92	100	0210								
75	A	Colorado	57	75	1206	130	A	UNLV	85	81	0117	157	A	Utah St.	80	89	0131	282	H	Omaha	103	71	1114								
												157	H	Utah St.	78	63	0214	291	A	UTEP	76	88	1202								
												234	A	Colorado St.	108	87	0228	314	H	San Jose St.	80	47	0106								
																		314	A	San Jose St.	71	68	0203								
																		328	H	Rice	78	69	1219								

Non-Div I Games: Northern N M 147 76

RPI	S	Opponent	Score
237	H	Prairie View	98 63 1115
252	A	Air Force	81 76 0110
252	H	Air Force	81 73 0214
252	H	Air Force	97 90 0307
255	N	Oral Roberts	92 66 1205
260	H	Southern Utah	101 82 1125
314	A	San Jose St.	82 76 0103
314	H	San Jose St.	76 67 0131
328	N	Rice	95 68 1120
332	H	Florida A&M	108 66 1111
349	H	Mississippi Val.	95 63 1220

GmDte	OT
-------	----

U
C
Ir
vi
n
e

DIV. I ONLY		14- 16	193	84	213	131									
DIV. I NON-CONF.		3- 11	292	5	160	148									
Quadrant 1		Quadrant 2		Quadrant 3		Quadrant 4		TOTALS							
OVERALL	0-6	0-5		6-3		8-2		14- 16							
HOME	0-1	0-1		1-1		4-2		5- 5							
AWAY	0-5	0-3		4-2		3-0		7- 10							
NEUTRAL	0-0	0-1		1-0		1-0		2- 1							
NON-CONFERENCE	0-6	0-3		2-2		1-0		3- 11							
Q1: (H:1-30)(N:1-50)(A:1-75) 0-6 overall, 0-6 non_conference				Q2: (H:31-75)(N:51-100)(A:76-135) 0-5 overall, 0-3 non_conference				Q3: (H:76-160)(N:101-200)(A:136-240) 6-3 overall, 2-2 non_conference				Q4: (H:161+)(N:201+)(A:241+) 8-2 overall, 1-0 non_conference			
RPI	S	Opponent	Score	RPI	S	Opponent	Score	RPI	S	Opponent	Score	RPI	S	Opponent	Score
14	H	Nevada	65 76 1202	42	H	New Mexico St.	60 65 1228	97	H	UC Davis	84 90 0303	163	H	Cal St. Fullerton	64 67 0111
36	A	UCLA	63 87 1126	70	N	Rider	82 90 1123	111	N	Idaho	67 59 1221	189	H	Long Beach St.	86 73 0106
40	A	South Dakota St.	54 65 1110	96	A	Montana	68 86 1219	113	H	UC Santa Barbara	69 49 0222	206	H	Hawaii	61 62 0215
43	A	Saint Mary's (CA)	66 73 1216	97	A	UC Davis	53 64 0104	157	A	Utah St.	59 62 1206	299	H	UC Riverside	79 40 0124
62	A	Kansas St.	49 71 1117	113	A	UC Santa Barbara	58 70 0120	163	A	Cal St. Fullerton	63 58 0203	299	A	UC Riverside	62 52 0210
66	A	Arizona St.	78 99 1119					189	A	Long Beach St.	75 68 0131	305	H	Cal Poly	80 73 0118
								206	A	Hawaii	66 57 0224	305	A	Cal Poly	75 58 0217
								221	A	UTRGV	59 73 1209	312	N	Northern Ariz.	77 71 1124
								227	A	Denver	83 69 1112	340	A	CSUN	71 54 0113
												340	H	CSUN	77 56 0207

U
C
Ir
vi
n
e

Non-Div I Games: Whittier 112 65 Chanman 91 52

U
M
B
C

DIV. I ONLY				20- 10				65				265				283				132											
DIV. I NON-CONF.				6- 6				173				299				276				212											
Quadrant 1				Quadrant 2				Quadrant 3				Quadrant 4				TOTALS															
OVERALL				0-3				0-2				5-3				15-2				20- 10											
HOME				0-0				0-1				3-0				9-1				12- 2											
AWAY				0-3				0-1				2-3				6-0				8- 7											
NEUTRAL				0-0				0-0				0-0				0-1				0- 1											
NON-CONFERENCE				0-2				0-1				2-2				4-1				6- 6											
Q1: (H:1-30)(N:1-50)(A:1-75) 0-3 overall, 0-2 non_conference								Q2: (H:31-75)(N:51-100)(A:76-135) 0-2 overall, 0-1 non_conference								Q3: (H:76-160)(N:101-200)(A:136-240) 5-3 overall, 2-2 non_conference								Q4: (H:161+)(N:201+)(A:241+) 15-2 overall, 4-1 non_conference							
RPI	S	Opponent	Score	RPI	S	Opponent	Score	RPI	S	Opponent	Score	RPI	S	Opponent	Score	RPI	S	Opponent	Score												
18	A	Arizona	78 103 1112	53	H	Vermont	53 81 0203	112	H	Northern Ky.	76 75 1217	198	H	Hartford	78 56 0115																
53	A	Vermont	56 71 0106	115	A	SMU	67 78 1110	140	H	Nicholls St.	89 88 1124	198	H	Hartford	75 60 0306																
74	A	Maryland	45 66 1229					142	A	Albany (NY)	39 83 0121	207	H	Stony Brook	57 64 0221																
								142	H	Albany (NY)	68 60 0218	281	N	Army West Point	70 81 1201																
								151	A	Towson	65 78 1209	283	A	The Citadel	98 72 1202																
								192	A	Colgate	88 93 1119	290	A	UMass Lowell	89 62 0113																
								198	A	Hartford	62 53 0227	290	H	UMass Lowell	83 75 0224																
								207	A	Stony Brook	67 63 0131	290	H	UMass Lowell	89 77 0303																
												311	H	New Hampshire	71 67 0103																
												311	A	New Hampshire	68 59 0211																
												320	H	Binghamton	69 57 0124																
												320	A	Binghamton	78 68 0208																
												335	A	Maine	72 67 0110																
												335	H	Maine	86 74 0127																
												338	H	Chicago St.	84 73 1123																
												343	H	Coppin St.	81 74 1212																
												351	A	Delaware St.	81 60 1206																

U
M
B
C

Non-Div I Games:	Central Penn	93 62	Centenary (N I)	85 41	Shenandoah	88 59
------------------	--------------	-------	-----------------	-------	------------	-------

DIV. I ONLY				12- 20	260	9	41	133			
DIV. I NON-CONF.				7- 6	162	47	141	143			
Quadrant 1				Quadrant 2		Quadrant 3		Quadrant 4			
OVERALL				1-12	4-6	3-2		4-0			
HOME				0-3	4-3	3-2		3-0			
AWAY				1-8	0-2	0-0		0-0			
NEUTRAL				0-1	0-1	0-0		1-0			
NON-CONFERENCE				0-3	1-2	2-1		4-0			
TOTALS								12- 20			
								10- 8			
								1- 10			
								1- 2			
								7- 6			
Q1: (H:1-30)(N:1-50)(A:1-75)				Q2: (H:31-75)(N:51-100)(A:76-135)		Q3: (H:76-160)(N:101-200)(A:136-240)		Q4: (H:161+)(N:201+)(A:241+)			
1-12 overall, 0-3 non_conference				4-6 overall, 1-2 non_conference		3-2 overall, 2-1 non_conference		4-0 overall, 4-0 non_conference			
RPI	S	Opponent	Score	RPI	S	Opponent	Score	RPI	S	Opponent	Score
8	A	Auburn	70 85 0109	33	H	Missouri	69 75 0206	76	H	South Carolina	74 69 1231
8	H	Auburn	70 79 0130	37	H	Florida	78 72 0113	86	H	Illinois St.	97 *** 1216
10	A	Tennessee	61 94 0203	40	H	South Dakota St.	97 99 1128	104	H	Bradley	82 59 1222
10	H	Tennessee	65 73 0224	54	H	Louisiana	94 76 1110	122	H	Vanderbilt	69 82 0303
17	A	Kentucky	78 96 0228	56	H	Alabama	78 66 0123	145	H	Georgia St.	77 72 1117
25	A	Texas A&M	69 71 0116	63	H	Virginia Tech	80 83 1202				
29	A	Middle Tenn.	58 77 1209	72	H	Mississippi St.	64 58 0106				
30	A	Arkansas	93 97 0120	76	N	South Carolina	84 85 0307				
30	H	Arkansas	64 75 0213	83	A	Georgia	60 71 0103				
33	A	Missouri	90 87 0220	88	A	LSU	66 82 0210				
46	A	Texas	72 85 0127								
49	N	Utah	74 83 1120								
72	A	Mississippi St.	62 79 0217								

Non-Div I Games:

DIV. I ONLY		17- 15	159	118	121	134
DIV. I NON-CONF.		9- 3	59	161	318	82
Quadrant 1		Quadrant 2		Quadrant 3		Quadrant 4
OVERALL	3-1	0-4		7-7		7-3
HOME	1-0	0-0		3-3		5-2
AWAY	1-1	0-3		3-3		0-1
NEUTRAL	1-0	0-1		1-1		2-0
NON-CONFERENCE	2-0	0-0		2-1		5-2
Q1: (H:1-30)(N:1-50)(A:1-75)		Q2: (H:31-75)(N:51-100)(A:76-135)		Q3: (H:76-160)(N:101-200)(A:136-240)		Q4: (H:161+)(N:201+)(A:241+)
3-1 overall, 2-0 non_conference		0-4 overall, 0-0 non_conference		7-7 overall, 2-1 non_conference		7-3 overall, 5-2 non_conference
RPI S Opponent Score				RPI S Opponent Score		
27 H Loyola Chicago	64	59	1222	86 A Illinois St.	68	72 0107
27 A Loyola Chicago	75	97	0203	100 A Southern Ill.	80	81 0214
40 N South Dakota St.	73	53	1202	100 N Southern Ill.	63	67 0302
52 A Western Ky.	85	80	1110	104 A Bradley	52	72 0123
				RPI S Opponent Score		
				86 H Illinois St.	60	76 0130
				100 H Southern Ill.	77	79 0127
				101 H Wright St.	66	50 1219
				104 H Bradley	78	82 0221
				139 H UNI	62	55 0104
				139 A UNI	56	71 0224
				141 N Ga. Southern	73	74 1120
				150 A Evansville	55	64 0110
				150 H Evansville	72	55 0210
				168 A Drake	58	61 0120
				183 A Indiana St.	81	62 0206
				190 A Valparaiso	67	50 1231
				190 N Valparaiso	83	79 0301
				210 A North Dakota St.	71	58 1204
				RPI S Opponent Score		
				168 H Drake	63	67 0218
				183 H Indiana St.	76	73 0114
				190 H Valparaiso	64	57 0117
				210 H North Dakota St.	54	57 1117
				228 N Manhattan	69	65 1121
				234 H Colorado St.	77	67 1128
				239 H Hampton	88	75 1208
				255 A Oral Roberts	66	73 1210
				275 N Fla. Atlantic	71	60 1122
				306 H Southern U.	86	58 1115

Non-Div I Games: Evannel 80 48

low
w
a
St

Non-Div I Games:

DIV. I ONLY		14- 16	193	42	128	136									
DIV. I NON-CONF.		6- 6	173	2	257	88									
Quadrant 1		Quadrant 2		Quadrant 3		Quadrant 4		TOTALS							
OVERALL	1-5	0-1		7-8		6-2		14- 16							
HOME	1-2	0-0		6-1		5-1		12- 4							
AWAY	0-3	0-0		1-6		0-1		1- 10							
NEUTRAL	0-0	0-1		0-1		1-0		1- 2							
NON-CONFERENCE	0-3	0-1		3-2		3-0		6- 6							
Q1: (H:1-30)(N:1-50)(A:1-75) 1-5 overall, 0-3 non_conference				Q2: (H:31-75)(N:51-100)(A:76-135) 0-1 overall, 0-1 non_conference				Q3: (H:76-160)(N:101-200)(A:136-240) 7-8 overall, 3-2 non_conference				Q4: (H:161+)(N:201+)(A:241+) 6-2 overall, 3-0 non_conference			
RPI	S	Opponent	Score	RPI	S	Opponent	Score	RPI	S	Opponent	Score	RPI	S	Opponent	Score
8	H	Auburn	60 73 1129	77	N	Old Dominion	67 75 1119	84	H	Davidson	65 64 0123	161	H	Tennessee Tech	79 66 1206
16	H	Rhode Island	74 88 0120					106	H	Ball St.	78 77 1110	191	H	George Washington	88 78 0303
16	A	Rhode Island	56 81 0223					108	H	Wagner	79 67 1223	204	N	Ohio	79 65 1117
22	H	St. Bonaventure	82 72 0103					117	N	Hofstra	69 72 1116	223	H	Akron	73 60 1125
43	A	Saint Mary's (CA)	54 69 1219					123	H	Penn	70 78 1209	231	H	Massachusetts	60 62 0106
72	A	Mississippi St.	59 61 1203					138	H	VCU	106 79 0112	248	A	Duquesne	62 70 1230
								138	A	VCU	84 88 0210	248	H	Duquesne	88 73 0207
								145	H	Georgia St.	88 83 1216	289	H	Fordham	80 70 0217
								148	A	Saint Louis	65 75 0127				
								148	H	Saint Louis	53 50 0220				
								149	A	Saint Joseph's	65 81 0117				
								184	A	Richmond	87 81 0109				
								199	A	George Mason	67 85 0214				
								202	A	La Salle	53 71 0228				
								231	A	Massachusetts	82 86 0203				

Non-Div I Games:

S
a
n
F
r
a
n
c
i
s
c
o

DIV. I ONLY				17- 15				159				90				151				137											
DIV. I NON-CONF.				7- 5				134				50				229				127											
Quadrant 1				Quadrant 2				Quadrant 3				Quadrant 4				TOTALS															
OVERALL				1-6				1-2				5-3				10-4				17- 15											
HOME				0-1				1-1				3-2				7-2				11- 6											
AWAY				0-4				0-1				1-1				3-1				4- 7											
NEUTRAL				1-1				0-0				1-0				0-1				2- 2											
NON-CONFERENCE				1-1				0-1				3-1				3-2				7- 5											
Q1: (H:1-30)(N:1-50)(A:1-75) 1-6 overall, 1-1 non_conference								Q2: (H:31-75)(N:51-100)(A:(76-135) 1-2 overall, 0-1 non_conference								Q3: (H:76-160)(N:101-200)(A:136-240) 5-3 overall, 3-1 non_conference								Q4: (H:161+)(N:201+)(A:241+) 10-4 overall, 3-2 non_conference							
RPI	S	Opponent	Score		RPI	S	Opponent	Score		RPI	S	Opponent	Score		RPI	S	Opponent	Score													
14	N	Nevada	66	64	1223	43	H	Saint Mary's (CA)	70	63	0215	97	H	UC Davis	74	61	1215	178	H	Saint Francis (PA)	75	63	1113								
24	H	Gonzaga	65	75	0113	68	H	BYU	59	69	0104	113	H	UC Santa Barbara	72	79	1128	187	H	Pacific	69	67	0125								
24	A	Gonzaga	73	82	0127	80	A	Stanford	59	71	1217	125	H	Radford	52	41	1219	189	H	Long Beach St.	71	83	1110								
24	N	Gonzaga	60	88	0305							128	H	Eastern Wash.	81	71	1207	225	H	Central Ark.	78	76	1204								
43	A	Saint Mary's (CA)	43	79	0201							144	A	San Diego	63	73	1228	248	N	Duquesne	65	67	1222								
66	A	Arizona St.	57	75	1202							144	H	San Diego	61	64	0224	257	A	Loyola Marymount	65	67	0111								
68	A	BYU	73	75	0210							187	A	Pacific	84	74	0222	257	H	Loyola Marymount	72	63	0217								
												187	N	Pacific	71	70	0303	266	H	Santa Clara	62	65	0118								
																		266	A	Santa Clara	70	59	0203								
																		285	A	Portland	84	61	1230								
																		285	H	Portland	65	63	0208								
																		309	H	Sacramento St.	69	56	1117								
																		317	A	Pepperdine	80	67	0106								
																		317	H	Pepperdine	80	73	0120								

S
a
n
F
r
a
n
c
i
s
c
o

Non-Div I Games: Sonoma St 78 55

RPI	S	Opponent	Score	
1	H	Virginia	67	76 1117
13	N	Michigan	60	68 1122
16	H	Rhode Island	68	81 0202
22	H	St. Bonaventure	63	68 0224
28	A	Seton Hall	67	90 1209

RPI	S	Opponent	Score
46	H	Texas	67 71 1205
55	N	Marquette	83 94 1120

RPI	S	Opponent	Score
77	H	Old Dominion	82 75 1202
82	H	Bucknell	85 79 1216
84	H	Davidson	63 74 0214
136	A	Dayton	79 *** 0112
136	H	Dayton	88 84 0210
148	A	Saint Louis	75 74 0123
149	A	Saint Joseph's	81 87 0103
184	A	Richmond	76 77 0207
191	A	George Washington	56 80 0217
199	A	George Mason	84 76 0127
202	A	La Salle	80 74 0106
231	A	Massachusetts	82 78 0221

RPI	S	Opponent	Score
172	H	Winthrop	69 55 1219
184	H	Richmond	52 67 0117
191	H	George Washington	87 63 0120
199	H	George Mason	80 81 0228
216	H	North Florida	95 85 1113
218	N	California	83 69 1121
248	H	Duquesne	78 67 0109
249	H	Appalachian St.	85 72 1128
251	H	Grambling	94 65 1110
289	H	Fordham	76 63 1230
289	A	Fordham	83 58 0303
315	H	VMI	75 65 1222

VCU

Non-Div I Games:

DIV. I ONLY				14- 16				193				69				79				139											
DIV. I NON-CONF.				6- 4				126				61				5				97											
Quadrant 1				Quadrant 2				Quadrant 3				Quadrant 4				TOTALS															
OVERALL				0-6				1-4				9-5				4-1				14- 16											
HOME				0-2				0-0				6-1				4-1				10- 4											
AWAY				0-2				0-4				1-3				0-0				1- 9											
NEUTRAL				0-2				1-0				2-1				0-0				3- 3											
NON-CONFERENCE				0-3				1-0				3-1				2-0				6- 4											
Q1: (H:1-30)(N:1-50)(A:1-75) 0-6 overall, 0-3 non_conference								Q2: (H:31-75)(N:51-100)(A:(76-135) 1-4 overall, 1-0 non_conference								Q3: (H:76-160)(N:101-200)(A:136-240) 9-5 overall, 3-1 non_conference								Q4: (H:161+)(N:201+)(A:241+) 4-1 overall, 2-0 non_conference							
RPI	S	Opponent	Score		RPI	S	Opponent	Score		RPI	S	Opponent	Score		RPI	S	Opponent	Score													
2	N	Villanova	50	64	1124	64	N NC State	64	60	1123	86	H Illinois St.	83	72	0124	168	H Drake	68	54	0116											
3	H	Xavier	67	77	1222	86	A Illinois St.	75	79	0217	100	H Southern Ill.	53	56	1228	183	H Indiana St.	66	77	0203											
5	A	North Carolina	69	86	1110	100	A Southern Ill.	53	64	0121	104	H Bradley	74	65	0207	190	H Valparaiso	81	76	0113											
27	H	Loyola Chicago	50	56	0107	104	A Bradley	53	72	1231	115	N SMU	61	58	1122	338	H Chicago St.	82	44	1118											
27	A	Loyola Chicago	47	70	0128	134	A Missouri St.	55	62	0104	120	H UT Arlington	62	58	1207	346	H Alcorn	73	45	1113											
27	N	Loyola Chicago	50	54	0302						130	H UNLV	77	68	1129																
											134	H Missouri St.	71	56	0224																
											135	N Iowa St.	65	76	1216																
											150	A Evansville	49	57	0131																
											150	H Evansville	47	41	0213																
											150	N Evansville	60	50	0301																
											168	A Drake	64	71	0210																
											183	A Indiana St.	67	69	0110																
											190	A Valparaiso	68	63	0220																

Non-Div I Games: Dubuque

80 47

Warburg

72 43

Nichols St.

■ Loss,
 ■ Non-Conf,
 ■ Site,
 ■ Home,
 ■ Away,
 ■ Neutral

DIV. I ONLY				18- 11				96				264				192				141											
DIV. I NON-CONF.				7- 4				110				280				84				118											
Quadrant 1				Quadrant 2				Quadrant 3				Quadrant 4				TOTALS															
OVERALL				0-0				0-4				6-3				12-4				18- 11											
HOME				0-0				0-1				2-0				6-2				8- 3											
AWAY				0-0				0-3				3-2				5-2				8- 7											
NEUTRAL				0-0				0-0				1-1				1-0				2- 1											
NON-CONFERENCE				0-0				0-2				3-2				4-0				7- 4											
Q1: (H:1-30)(N:1-50)(A:1-75) 0-0 overall, 0-0 non_conference								Q2: (H:31-75)(N:51-100)(A:(76-135) 0-4 overall, 0-2 non_conference								Q3: (H:76-160)(N:101-200)(A:136-240) 6-3 overall, 3-2 non_conference								Q4: (H:161+)(N:201+)(A:241+) 12-4 overall, 4-0 non_conference							
RPI	S	Opponent	Score	RPI	S	Opponent	Score	RPI	S	Opponent	Score	RPI	S	Opponent	Score	RPI	S	Opponent	Score	RPI	S	Opponent	Score								
				54	H	Louisiana	91 102 0210	120	H	UT Arlington	74 59 0127	188	H	Savannah St.	102 91 1209																
				94	A	ETSU	59 79 1222	134	N	Missouri St.	74 73 1120	195	H	Troy	89 83 0303																
				104	A	Bradley	57 62 1125	145	A	Georgia St.	66 83 0120	212	H	CSU Bakersfield	77 53 1113																
				120	A	UT Arlington	63 83 0222	145	H	Georgia St.	85 80 0216	214	H	La.-Monroe	64 66 0208																
								151	N	Towson	67 70 1122	246	A	Coastal Caro.	77 66 0111																
								160	A	Wake Forest	85 83 1110	247	H	Texas St.	61 62 0125																
								195	A	Troy	86 80 1229	247	A	Texas St.	81 77 0224																
								199	A	George Mason	74 51 1212	249	A	Appalachian St.	60 59 0113																
								212	A	CSU Bakersfield	53 55 1216	254	N	UMKC	78 75 1121																
												267	A	South Ala.	67 69 1231																
												267	H	South Ala.	81 74 0301																
												288	H	Arkansas St.	80 49 0104																
												288	A	Arkansas St.	89 91 0203																
												300	A	Kennesaw St.	78 69 1219																
												303	H	Little Rock	72 69 0106																
												303	A	Little Rock	67 61 0201																

Non-Div I Games: Bluefield St 120 52 Tenn Wesleyan 97 61

DIV. I ONLY		21- 10	57	295	249	142
DIV. I NON-CONF.		11- 3	43	285	252	78
Quadrant 1		Quadrant 2		Quadrant 3		Quadrant 4
OVERALL	0-2	0-3		6-1		15-4
HOME	0-0	0-1		3-0		10-2
AWAY	0-2	0-2		3-1		5-2
NEUTRAL	0-0	0-0		0-0		0-0
NON-CONFERENCE	0-1	0-1		3-1		8-0
Q1: (H:1-30)(N:1-50)(A:1-75) 0-2 overall, 0-1 non_conference		Q2: (H:31-75)(N:51-100)(A:76-135) 0-3 overall, 0-1 non_conference		Q3: (H:76-160)(N:101-200)(A:136-240) 6-1 overall, 3-1 non_conference		Q4: (H:161+)(N:201+)(A:241+) 15-4 overall, 8-0 non_conference
RPI S Opponent Score	RPI S Opponent Score		RPI S Opponent Score		RPI S Opponent Score	
39 A Louisville 68 70 1220	53 H Vermont 67 72 0208		105 H Iona 69 67 1110		164 H Kent St. 78 68 1228	
53 A Vermont 50 61 0124	114 A Memphis 58 67 1212		121 H Canisius 68 65 1216		185 H Yale 80 72 1117	
	132 A UMBC 60 68 0218		132 H UMBC 83 39 0121		192 H Colgate 75 69 1129	
			198 A Hartford 69 63 0211		198 H Hartford 64 72 0103	
			201 A Monmouth 73 81 1127		207 H Stony Brook 78 65 0110	
			207 A Stony Brook 57 50 0127		207 H Stony Brook 60 69 0303	
			211 A Boston U. 88 74 1113		265 A Holy Cross 78 62 1125	
					290 H UMass Lowell 70 62 0118	
					290 A UMass Lowell 91 81 0215	
					298 A Siena 74 69 1209	
					311 A New Hampshire 61 64 0106	
					311 H New Hampshire 83 74 0203	
					316 H Columbia 86 82 1202	
					320 A Binghamton 66 79 0115	
					320 H Binghamton 71 54 0227	
					333 A Dartmouth 91 73 1122	
					335 A Maine 84 66 0113	
					335 H Maine 89 79 0224	
					341 H Bryant 84 68 1206	

Non-Div I Games: SI INY Oneonta 102 77

DIV. I ONLY				15- 15				173				89				66				143															
DIV. I NON-CONF.				8- 4				95				306				184				210															
Quadrant 1				Quadrant 2				Quadrant 3				Quadrant 4				TOTALS																			
OVERALL				0-7				5-4				3-4				7-0				15- 15															
HOME				0-1				5-2				2-1				6-0				13- 4															
AWAY				0-6				0-1				1-2				0-0				1- 9															
NEUTRAL				0-0				0-1				0-1				1-0				1- 2															
NON-CONFERENCE				0-0				0-1				2-3				6-0				8- 4															
Q1: (H:1-30)(N:1-50)(A:1-75) 0-7 overall, 0-0 non_conference								Q2: (H:31-75)(N:51-100)(A:76-135) 5-4 overall, 0-1 non_conference								Q3: (H:76-160)(N:101-200)(A:136-240) 3-4 overall, 2-3 non_conference																			
Q4: (H:161+)(N:201+)(A:241+) 7-0 overall, 6-0 non_conference																																			
RPI	S	Opponent	Score		RPI	S	Opponent	Score		RPI	S	Opponent	Score		RPI	S	Opponent	Score																	
18	A	Arizona	53	62	0111	35	H	Southern California	67	74	0120	93	H	Wyoming	66	75	1113	176	H	Washington St.	94	62	0208												
18	H	Arizona	65	75	0222	36	H	UCLA	69	63	0118	147	H	Jacksonville St.	70	69	1212	189	H	Long Beach St.	89	81	1118												
35	A	Southern California	59	72	0217	49	H	Utah	64	66	1231	148	H	Saint Louis	63	60	1216	257	H	Loyola Marymount	78	74	1202												
36	A	UCLA	68	75	0215	60	H	Washington	97	94	0210	164	A	Kent St.	78	79	1221	260	H	Southern Utah	99	82	1110												
60	A	Washington	77	79	0301	66	H	Arizona St.	79	75	0224	176	A	Washington St.	92	67	0303	273	H	Eastern Ky.	74	62	1205												
66	A	Arizona St.	75	77	0113	69	H	Oregon	76	64	0105	189	N	Long Beach St.	69	74	1124	310	H	Ark.-Pine Bluff	85	58	1209												
69	A	Oregon	57	66	0127	75	H	Colorado	76	57	1229	218	A	California	70	74	0203	327	N	Marist	65	46	1126												
						80	A	Stanford	71	80	0201																								
						90	N	St. John's (NY)	77	82	1123																								

Non-Div I Games:

San Diego

■ Loss, ■ Non-Conf, S Site, H Home, A Away, N Neutral

Georgi St

■ Loss, ■ Non-Conf, S Site, H Home, A Away, N Neutral

RPI	S	Opponent	Score
181	H	UTSA	70 82 0127
194	H	Louisiana Tech	74 62 0113
222	H	Southern Miss.	86 75 0111
230	H	New Orleans	74 67 1220
235	H	North Texas	60 67 0208
275	A	Fla. Atlantic	75 44 0104
275	N	Fla. Atlantic	83 72 0307
280	H	Jacksonville	96 67 1110
291	H	UTEP	85 78 0125
293	A	FIU	75 64 0106
304	H	Chattanooga	89 47 1113
325	A	Charlotte	76 64 0201
328	H	Rice	61 56 0210
349	H	Mississippi Val.	74 57 1223
350	H	Alabama A&M	90 58 1216

LeMone-Owen	81	57
-------------	----	----

DIV. I ONLY		20- 12	92	248	209	147									
DIV. I NON-CONF.		8- 4	95	343	257	204									
Quadrant 1		Quadrant 2		Quadrant 3		Quadrant 4	TOTALS								
OVERALL		2-0		5-3		13-5	20- 12								
HOME		1-0		1-0		9-4	11- 4								
AWAY		1-0		2-3		4-1	7- 7								
NEUTRAL		0-0		2-0		0-0	2- 1								
NON-CONFERENCE		0-0		2-1		6-1	8- 4								
Q1: (H:1-30)(N:1-50)(A:1-75)		Q2: (H:31-75)(N:51-100)(A:76-135)		Q3: (H:76-160)(N:101-200)(A:136-240)		Q4: (H:161+)(N:201+)(A:241+)									
0-4 overall, 0-2 non_conference		2-0 overall, 0-0 non_conference		5-3 overall, 2-1 non_conference		13-5 overall, 6-1 non_conference									
RPI	S	Opponent	Score	RPI	S	Opponent	Score	RPI	S	Opponent	Score	RPI	S	Opponent	Score
32	A	Buffalo	76 81 1115	48	H	Murray St.	76 71 0111	81	H	Tennessee Tech	82 65 0208	161	H	Tennessee Tech	82 65 0208
48	A	Murray St.	60 68 0215	81	A	Belmont	64 60 0106	143	A	Oregon St.	69 70 1212	166	H	Austin Peay	67 87 0113
48	N	Murray St.	63 70 0302					161	A	Tennessee Tech	66 57 0224	193	H	Tennessee St.	47 65 0210
72	A	Mississippi St.	56 59 1126					161	N	Tennessee Tech	73 70 0301	214	H	La.-Monroe	75 56 1209
								166	A	Austin Peay	57 60 0217	258	H	Southeast Mo. St.	78 60 0127
								184	A	Richmond	94 61 1113	262	A	Eastern Ill.	75 56 0201
								188	N	Savannah St.	86 71 1120	273	H	Eastern Ky.	76 58 1228
								193	A	Tennessee St.	60 67 0104	273	A	Eastern Ky.	68 60 0120
												287	A	SIUE	67 75 0203
												292	H	Morehead St.	76 69 1230
												292	A	Morehead St.	58 57 0118
												295	H	Samford	89 58 1203
												304	A	Chattanooga	77 75 1121
												304	H	Chattanooga	67 70 1221
												308	H	UT Martin	63 67 0125
												334	H	Alabama St.	77 69 1130
												339	H	Howard	62 60 1218
												344	H	USC Upstate	77 61 1216

Non-Div I Games: Tenn Wesleyan 100 42

Saint Louis

Saint Louis

E
v
a
n
s
v
i
l
l
e

■ Loss, ■ Non-Conf, S Site, H Home, A Away, N Neutral

DIV. I ONLY				18- 10	86	309	315	152		
DIV. I NON-CONF.				3- 7	258	228	219	232		
Quadrant 1				Quadrant 2		Quadrant 3		Quadrant 4		
OVERALL				0-2		7-4		11-3		
HOME				0-0		2-0		5-3		
AWAY				0-2		5-4		5-0		
NEUTRAL				0-0		0-0		1-0		
NON-CONFERENCE				0-2		1-3		2-1		
TOTALS				18- 10		7- 3		10- 7		
0-2 overall, 0-2 non_conference				0-1 overall, 0-1 non_conference		7-4 overall, 1-3 non_conference		11-3 overall, 2-1 non_conference		
RPI S Opponent Score				RPI S Opponent Score				RPI S Opponent Score		
54 A Louisiana 74 82 1219				78 A UCF 53 61 1212				225 H Central Ark. 89 84 0203		
65 A Notre Dame 50 86 1221								230 H New Orleans 71 64 0214		
								251 H Grambling 67 68 1216		
								259 A Abilene Christian 72 70 0106		
								259 H Abilene Christian 68 54 0217		
								295 A Samford 77 71 1124		
								297 H McNeese 62 71 0113		
								297 A McNeese 74 67 0210		
								322 H A&M-Corpus Christi 54 67 0131		
								342 H Northwestern St. 85 58 0120		
								342 A Northwestern St. 86 62 0224		
								345 H Houston Baptist 85 69 0117		
								348 A Incarnate Word 86 68 0207		
								349 N Mississippi Val. 73 59 1125		

Non-Div I Games: Loyola (I A) 80 53 Centenary (I A) 99 67 Southern-N O 106 77

DIV. I ONLY		17- 10	90	256	205	153									
DIV. I NON-CONF.		4- 5	208	167	192	219									
Quadrant 1		Quadrant 2		Quadrant 3		Quadrant 4									
OVERALL	0-1	1-3		4-5		12-1									
HOME	0-0	0-0		3-2		6-1									
AWAY	0-1	1-2		1-1		5-0									
NEUTRAL	0-0	0-1		0-2		1-0									
NON-CONFERENCE	0-1	0-2		1-2		3-0									
Q1: (H:1-30)(N:1-50)(A:1-75) 0-1 overall, 0-1 non_conference		Q2: (H:31-75)(N:51-100)(A:76-135) 1-3 overall, 0-2 non_conference		Q3: (H:76-160)(N:101-200)(A:136-240) 4-5 overall, 1-2 non_conference		Q4: (H:161+)(N:201+)(A:241+) 12-1 overall, 3-0 non_conference									
RPI	S	Opponent	Score	RPI	S	Opponent	Score	RPI	S	Opponent	Score				
73	A	Utah Valley	56 83 1206	68	N	BYU	68 74 1209	104	N	Bradley	64 70 1119	220	H	North Dakota	84 76 0208
				96	A	Montana	57 75 0301	105	N	Iona	72 80 1117	260	H	Southern Utah	92 76 0106
				102	A	Fresno St.	71 83 1130	111	H	Idaho	62 68 0224	260	A	Southern Utah	90 80 0201
				116	A	Northern Colo.	78 74 0111	116	H	Northern Colo.	71 66 0210	269	H	Idaho St.	60 62 1230
								128	H	Eastern Wash.	70 75 0222	269	A	Idaho St.	77 70 0127
								157	H	Utah St.	65 59 1110	272	N	James Madison	73 65 1118
								158	H	Portland St.	84 79 0120	279	A	Montana St.	95 92 0303
								158	A	Portland St.	95 86 0215	309	H	Sacramento St.	80 64 0118
								220	A	North Dakota	79 89 0113	309	A	Sacramento St.	83 73 0217
												310	H	Ark.-Pine Bluff	96 74 1216
												312	H	Northern Ariz.	95 55 0104
												312	A	Northern Ariz.	87 55 0203
												317	H	Pepperdine	72 67 1219

Non-Div I Games: Black Hills St 105 52 Presentation 88 48 West Coast Rantis 110 45

Georgi Tetch

■ Loss, ■ Non-Conf, S Site, H Home, A Away, N Neutral

DIV. I ONLY	15- 16	183	115	119	157
DIV. I NON-CONF.	6- 6	173	175	240	186

Quadrant 1		Quadrant 2	Quadrant 3		Quadrant 4
OVERALL	0-5	4-4	4-4		7-3
HOME	0-1	1-1	4-1		5-1
AWAY	0-3	2-3	0-3		0-2
NEUTRAL	0-1	1-0	0-0		2-0
NON-CONFERENCE	0-2	1-1	1-3		4-0
Q1: (H:1-30)(N:1-50)(A:1-75) 0-5 overall, 0-2 non_conference		Q2: (H:31-75)(N:51-100)(A:76-135) 4-4 overall, 1-1 non_conference	Q3: (H:76-160)(N:101-200)(A:136-240) 4-4 overall, 1-3 non_conference		Q4: (H:161+)(N:201+)(A:241+) 7-3 overall, 4-0 non_conference
RPI S Opponent Score	RPI S Opponent Score	RPI S Opponent Score	RPI S Opponent Score	RPI S Opponent Score	RPI S Opponent Score
14 A Nevada 57 83 0113	38 H Boise St. 71 65 0210	93 H Wyoming 77 85 0120	234 H Colorado St. 75 84 0110	14 H Nevada 87 93 0217	234 N Colorado St. 76 65 0307
24 A Gonzaga 66 79 1118	58 N Northeastern 71 67 1124	102 H Fresno St. 81 79 0103	252 H Air Force 71 49 0124	38 A Boise St. 67 71 0117	252 A Air Force 65 75 0224
49 N Utah 67 77 1209	68 H BYU 66 75 1202	129 H New Mexico 89 80 0131	279 H Montana St. 81 73 1113	102 A Fresno St. 65 62 0127	311 N New Hampshire 77 63 1125
	91 A San Diego St. 59 79 1230	130 H UNLV 79 67 0303	314 H San Jose St. 86 72 1227	129 A New Mexico 63 78 0214	314 A San Jose St. 62 64 0228
	93 A Wyoming 65 83 0207	131 H UC Irvine 62 59 1206	329 H Youngstown St. 91 74 1220	130 A UNLV 85 78 0106	349 H Mississippi Val. 83 47 1115
	102 A Fresno St. 65 62 0127	153 A Weber St. 59 65 1110			
	129 A New Mexico 63 78 0214	158 A Portland St. 79 83 1120			
		190 A Valparaiso 65 72 1128			

Non-Div I Games: I IFF Pacific 96 62

DIV. I ONLY				15- 15				173				116				61				158											
DIV. I NON-CONF.				10- 1				14				351				348				183											
Quadrant 1				Quadrant 2				Quadrant 3				Quadrant 4				TOTALS															
OVERALL 2-8				1-6				3-0				9-1				15- 15															
HOME 1-2				0-5				1-0				9-1				11- 8															
AWAY 1-6				1-1				2-0				0-0				4- 7															
NEUTRAL 0-0				0-0				0-0				0-0				0- 0															
NON-CONFERENCE 0-0				0-1				1-0				9-0				10- 1															
Q1: (H:1-30)(N:1-50)(A:1-75) 2-8 overall, 0-0 non_conference								Q2: (H:31-75)(N:51-100)(A:76-135) 1-6 overall, 0-1 non_conference								Q3: (H:76-160)(N:101-200)(A:136-240) 3-0 overall, 1-0 non_conference								Q4: (H:161+)(N:201+)(A:241+) 9-1 overall, 9-0 non_conference							
RPI	S	Opponent	Score		RPI	S	Opponent	Score		RPI	S	Opponent	Score		RPI	S	Opponent	Score													
2	H	Villanova	56	88	0117	34	H	Creighton	66	90	0106	90	H	St. John's (NY)	93	89	0120	179	H	DePaul	73	74	0124								
2	A	Villanova	73	97	0303	41	H	Providence	69	74	0224	179	A	DePaul	90	81	0102	226	H	Mt. St. Mary's	102	68	1115								
3	A	Xavier	91	96	0203	44	H	Syracuse	79	86	1216	184	A	Richmond	82	76	1125	235	H	North Texas	75	63	1220								
3	H	Xavier	77	89	0221	45	H	Butler	89	91	1227							244	H	N.C. A&T	83	74	1209								
28	A	Seton Hall	61	74	0113	55	H	Marquette	86	90	0226							280	H	Jacksonville	73	57	1112								
28	H	Seton Hall	83	80	0210	90	A	St. John's (NY)	69	66	0109							335	H	Maine	76	55	1128								
34	A	Creighton	77	85	0127	90	A	St. John's (NY)	77	88	0307							339	H	Howard	81	67	1207								
41	A	Providence	69	73	0206													343	H	Coppin St.	76	60	1203								
45	A	Butler	87	83	0213													347	H	UMES	83	57	1118								
55	A	Marquette	65	74	1230													350	H	Alabama A&M	89	49	1223								

Georgetown

Georgetown

Non-Div I Games:

DIV. I ONLY		17- 12	122	255	171	158		
DIV. I NON-CONF.		7- 3	82	257	15	83		
Quadrant 1		Quadrant 2		Quadrant 3		Quadrant 4		
OVERALL	0-3	2-2		3-5		12-2		
HOME	0-0	0-0		2-4		3-1		
AWAY	0-1	1-2		1-1		8-1		
NEUTRAL	0-2	1-0		0-0		1-0		
NON-CONFERENCE	0-3	1-0		2-0		4-0		
Q1: (H:1-30)(N:1-50)(A:1-75)		Q2: (H:31-75)(N:51-100)(A:76-135)		Q3: (H:76-160)(N:101-200)(A:136-240)		Q4: (H:161+)(N:201+)(A:241+)		
0-3 overall, 0-3 non_conference		2-2 overall, 1-0 non_conference		3-5 overall, 2-0 non_conference		12-2 overall, 4-0 non_conference		
RPI S Opponent Score	RPI S Opponent Score			RPI S Opponent Score				
4 N Duke 81 99 1123	80 N Stanford 87 78 1126			96 H Montana 89 92 0113				
45 N Butler 69 71 1124	96 A Montana 60 80 0208			111 H Idaho 88 97 0201				
69 A Oregon 84 95 1213	111 A Idaho 73 72 0106			116 H Northern Colo. 78 85 0301				
	128 A Eastern Wash. 74 81 0104			128 H Eastern Wash. 94 81 0203				
				153 A Weber St. 79 84 0120				
				153 H Weber St. 86 95 0215				
				157 H Utah St. 83 79 1120				
				218 A California 106 81 1221				
				220 H North Dakota 97 90 0303				
				257 A Loyola Marymount 94 85 1206				
				260 A Southern Utah 96 91 0222				
				266 A Santa Clara 87 84 1209				
				269 A Idaho St. 87 83 0118				
				269 H Idaho St. 91 77 0217				
				279 H Montana St. 93 74 0111				
				279 A Montana St. 80 77 0210				
				285 A Portland 80 75 1111				
				299 A UC Riverside 94 82 1118				
				309 A Sacramento St. 75 80 1230				
				309 H Sacramento St. 61 71 0127				
				309 N Sacramento St. 71 67 0306				
				312 A Northern Ariz. 72 66 0224				

Non-Div I Games: Willamette	111 60	I infield	116 71	Portland Bible	125 50
-----------------------------	--------	-----------	--------	----------------	--------

Wake Forest

■ Loss, ■ Non-Conf, S Site, H Home, A Away, N Neutral

DIV. I ONLY		17- 14	144	213	182	161
DIV. I NON-CONF.		6- 5	151	255	116	145
Quadrant 1		Quadrant 2		Quadrant 3		Quadrant 4
OVERALL	0-2	1-4		3-6		13-2
HOME	0-0	0-1		1-2		8-0
AWAY	0-2	1-3		2-3		2-2
NEUTRAL	0-0	0-0		0-1		3-0
NON-CONFERENCE	0-1	1-2		1-2		4-0
Q1: (H:1-30)(N:1-50)(A:1-75) 0-2 overall, 0-1 non_conference		Q2: (H:31-75)(N:51-100)(A:76-135) 1-4 overall, 1-2 non_conference		Q3: (H:76-160)(N:101-200)(A:136-240) 3-6 overall, 1-2 non_conference		Q4: (H:161+)(N:201+)(A:241+) 13-2 overall, 4-0 non_conference
RPI S Opponent Score	RPI S Opponent Score		RPI S Opponent Score		RPI S Opponent Score	
20 A TCU 63 100 1113	48 H Murray St. 45 71 0113		81 H Belmont 70 75 0210		166 H Austin Peay 86 74 0111	
48 A Murray St. 65 75 0217	81 A Belmont 67 80 0104		103 H Lipscomb 86 80 1129		193 H Tennessee St. 69 64 0222	
	98 A Furman 50 64 1202		136 A Dayton 66 79 1206		258 H Southeast Mo. St. 76 65 0125	
	119 A Indiana 59 87 1221		147 A Jacksonville St. 65 82 0208		262 A Eastern Ill. 71 79 0203	
	129 A New Mexico 104 96 1121		147 H Jacksonville St. 57 66 0224		273 H Eastern Ky. 77 69 1230	
			147 N Jacksonville St. 70 73 0301		273 A Eastern Ky. 70 67 0118	
			166 A Austin Peay 86 80 0215		282 N Omaha 86 85 1124	
			167 A Central Mich. 69 74 1209		287 A SIUE 68 67 0201	
			193 A Tennessee St. 87 81 0106		287 N SIUE 60 51 0228	
					292 H Morehead St. 69 67 1228	
					292 A Morehead St. 55 74 0120	
					300 H Kennesaw St. 82 68 1118	
					304 H Chattanooga 82 76 1217	
					308 H UT Martin 63 55 0127	
					347 N UMES 90 60 1125	

Non-Div I Games: Midway 94 56

Boone 106 48

DIV. I ONLY				14- 16				193				87				101				162											
DIV. I NON-CONF.				9- 3				59				163				314				77											
Quadrant 1				Quadrant 2				Quadrant 3				Quadrant 4				TOTALS															
OVERALL				2-5				0-6				4-3				8-2				14- 16											
HOME				1-1				0-2				4-2				4-2				9- 7											
AWAY				1-4				0-3				0-1				2-0				3- 8											
NEUTRAL				0-0				0-1				0-0				2-0				2- 1											
NON-CONFERENCE				0-1				0-1				3-1				6-0				9- 3											
Q1: (H:1-30)(N:1-50)(A:1-75)								Q2: (H:31-75)(N:51-100)(A:76-135)								Q3: (H:76-160)(N:101-200)(A:136-240)								Q4: (H:161+)(N:201+)(A:241+)							
2-5 overall, 0-1 non_conference								0-6 overall, 0-1 non_conference								4-3 overall, 3-1 non_conference								8-2 overall, 6-0 non_conference							
RPI	S	Opponent	Score		RPI	S	Opponent	Score		RPI	S	Opponent	Score		RPI	S	Opponent	Score													
5	A	North Carolina	73	97	1203	50	H	Temple	76	83	0204	107	H	UConn	57	67	0113	233	H	LIU Brooklyn	102	96	1110								
7	H	Cincinnati	49	78	0301	51	N	Florida St.	53	72	1210	114	H	Memphis	63	68	0217	234	N	Colorado St.	80	53	1117								
11	A	Wichita St.	86	93	0221	71	H	Tulsa	56	65	1231	115	H	SMU	73	70	0104	267	H	South Ala.	77	73	1221								
19	H	Houston	81	72	0117	78	A	UCF	51	60	0304	140	H	Nicholls St.	76	69	1218	271	A	East Carolina	71	69	0131								
19	A	Houston	42	73	0211	114	A	Memphis	89	96	0109	145	A	Georgia St.	59	70	1126	271	H	East Carolina	80	82	0214								
50	A	Temple	85	75	1228	115	A	SMU	62	73	0120	152	H	Southeastern La.	89	66	1113	274	H	South Fla.	75	80	0125								
71	A	Tulsa	89	91	0208							154	H	Miami (OH)	80	59	1122	274	A	South Fla.	79	68	0224								
																		289	N	Fordham	63	55	1119								
																		306	H	Southern U.	95	76	1206								
																		346	H	Alcorn	81	65	1129								

Non-Div I Games:

DIV. I ONLY

DIV. I NON-CONF.

15- 11

5- 5

128

173

245

178

162

41

163

144

Quadrant 1

OVERALL 0-3

HOME 0-0

AWAY 0-3

NEUTRAL 0-0

NON-CONFERENCE 0-3

Quadrant 2

3-1

1-0

2-1

0-0

1-0

Quadrant 3

3-5

2-3

1-2

0-0

1-2

Quadrant 4

9-2

5-1

4-1

0-0

3-0

TOTALS

15- 11

8- 4

7- 7

0- 0

5- 5

Q1: (H:1-30)(N:1-50)(A:1-75)

0-3 overall, 0-3 non_conference

Q2: (H:31-75)(N:51-100)(A:(76-135)

3-1 overall, 1-0 non_conference

Q3: (H:76-160)(N:101-200)(A:136-240)

3-5 overall, 1-2 non_conference

Q4: (H:161+)(N:201+)(A:241+)

9-2 overall, 3-0 non_conference

RPI

S

Opponent

Score

35

A

Southern California

42 84 1110

43

A

Saint Mary's (CA)

57 76 1115

73

A

Utah Valley

78 87 1230

RPI

S

Opponent

Score

73

H

Utah Valley

91 83 1209

97

A

UC Davis

68 66 0210

113

A

UC Santa Barbara

64 83 0117

131

A

UC Irvine

67 64 0111

RPI

S

Opponent

Score

83

H

Georgia

57 64 1123

97

H

UC Davis

85 70 0113

113

H

UC Santa Barbara

65 70 0125

118

H

Harvard

70 61 1126

131

H

UC Irvine

58 63 0203

189

A

Long Beach St.

73 81 0120

206

A

Hawaii

69 66 0127

218

A

California

89 95 1216

RPI

S

Opponent

Score

189

H

Long Beach St.

81 71 0224

206

H

Hawaii

60 68 0303

257

A

Loyola Marymount

88 80 1222

285

A

Portland

76 66 1206

299

H

UC Riverside

68 65 0103

299

A

UC Riverside

65 69 0221

305

A

Cal Poly

101 97 0106

305

H

Cal Poly

75 59 0208

309

H

Sacramento St.

68 63 1124

340

H

CSUN

88 70 0217

340

A

CSUN

102 76 0228

Non-Div I Games: Cal Lutheran 86 58 Bethesda (CA) 77 35

Kent St

Kent St

DIV. I ONLY		19- 13		115		231		236		165					
DIV. I NON-CONF.		7- 6		162		211		307		173					
Quadrant 1		Quadrant 2		Quadrant 3		Quadrant 4		TOTALS							
OVERALL	1-1	2-2		1-8		15-2		19- 13							
HOME	0-0	0-2		0-3		9-1		9- 6							
AWAY	1-1	2-0		1-4		6-1		10- 6							
NEUTRAL	0-0	0-0		0-1		0-0		0- 1							
NON-CONFERENCE	1-1	0-1		0-3		6-1		7- 6							
Q1: (H:1-30)(N:1-50)(A:1-75) 1-1 overall, 1-1 non_conference				Q2: (H:31-75)(N:51-100)(A:76-135) 2-2 overall, 0-1 non_conference				Q3: (H:76-160)(N:101-200)(A:136-240) 1-8 overall, 0-3 non_conference				Q4: (H:161+)(N:201+)(A:241+) 15-2 overall, 6-1 non_conference			
RPI	S	Opponent	Score	RPI	S	Opponent	Score	RPI	S	Opponent	Score	RPI	S	Opponent	Score
22	A	St. Bonaventure	77 75 1110	32	H	Buffalo	87 106 1129	105	H	Iona	93 98 1229	178	H	Saint Francis (PA)	87 93 1210
68	A	BYU	88 95 1121	70	H	Rider	76 99 1231	120	H	UT Arlington	90 95 1125	180	H	Fairfield	95 83 0210
				105	A	Iona	85 84 0216	121	H	Canisius	88 95 0221	201	H	Monmouth	78 77 0112
				121	A	Canisius	105 89 0127	171	A	Minnesota	81 *** 1115	228	H	Manhattan	72 63 0124
								180	A	Fairfield	85 *** 0120	241	A	Cornell	89 86 1223
								180	N	Fairfield	77 90 0303	253	H	Saint Peter's	73 70 0114
								201	A	Monmouth	96 91 0204	253	A	Saint Peter's	52 58 0202
								228	A	Manhattan	72 82 0218	261	A	Norfolk St.	85 82 1216
								231	A	Massachusetts	76 *** 1119	278	A	Quinnipiac	81 73 0118
												278	H	Quinnipiac	95 76 0208
												281	H	Army West Point	77 71 1127
												284	H	Cleveland St.	79 77 1219
												298	A	Siena	84 76 0105
												311	A	New Hampshire	78 70 1205
												327	A	Marist	86 70 0107
												327	H	Marist	100 76 0223
												350	H	Alabama A&M	96 74 1124

Non-Div I Games:

DIV. I ONLY		16- 13	141	199	153	167									
DIV. I NON-CONF.		8- 2	42	317	300	106									
Quadrant 1		Quadrant 2		Quadrant 3		Quadrant 4									
OVERALL	0-1	0-4		4-6		12-2									
HOME	0-0	0-1		1-3		7-1									
AWAY	0-1	0-3		2-3		2-1									
NEUTRAL	0-0	0-0		1-0		3-0									
NON-CONFERENCE	0-1	0-0		0-0		8-1									
Q1: (H:1-30)(N:1-50)(A:1-75)		Q2: (H:31-75)(N:51-100)(A:76-135)		Q3: (H:76-160)(N:101-200)(A:136-240)		Q4: (H:161+)(N:201+)(A:241+)									
0-1 overall, 0-1 non_conference		0-4 overall, 0-0 non_conference		4-6 overall, 0-0 non_conference		12-2 overall, 8-1 non_conference									
RPI	S	Opponent	Score	RPI	S	Opponent	Score	RPI	S	Opponent	Score				
13	A	Michigan	65 72 1113	32	H	Buffalo	82 88 0206	87	H	Toledo	82 93 0113	161	H	Tennessee Tech	74 69 1209
				87	A	Toledo	76 89 0223	106	H	Ball St.	75 51 0227	164	H	Kent St.	76 84 0127
				106	A	Ball St.	76 82 0116	109	H	Eastern Mich.	67 72 0217	196	H	Bowling Green	81 77 0305
				109	A	Eastern Mich.	74 79 0109	154	H	Miami (OH)	61 70 0123	204	H	Ohio	75 50 0102
								164	A	Kent St.	69 85 0106	208	N	Sam Houston St.	71 60 1122
								173	A	Western Mich.	81 83 0220	212	N	CSU Bakersfield	75 72 1125
								173	N	Western Mich.	84 71 0303	242	H	Northern Ill.	81 67 0130
								196	A	Bowling Green	84 75 0120	242	A	Northern Ill.	80 72 0213
								204	A	Ohio	101 98 0203	254	A	UMKC	92 86 1219
								223	A	Akron	63 69 0210	260	A	Southern Utah	80 86 1216
												279	H	Montana St.	75 48 1205
												287	H	SIUE	70 52 1222
												305	N	Cal Poly	56 53 1124
												330	H	Jackson St.	70 63 1201

Non-Div I Games: Lawrence Tech 91 73 Siena Heights 108 48 Fureka 103 68

C
e
n
t
r
a
l
M
i
c
h.

C
e
n
t
r
a
l
M
i
c
h.

DIV. I ONLY		15- 16	183	162	85	168									
DIV. I NON-CONF.		5- 7	214	325	76	265									
Quadrant 1		Quadrant 2		Quadrant 3		Quadrant 4									
OVERALL	0-3	3-4		7-7		5-2									
HOME	0-1	0-0		5-1		4-1									
AWAY	0-2	3-3		1-4		0-1									
NEUTRAL	0-0	0-1		1-2		1-0									
NON-CONFERENCE	0-1	0-3		1-2		4-1									
Q1: (H:1-30)(N:1-50)(A:1-75) 0-3 overall, 0-1 non_conference		Q2: (H:31-75)(N:51-100)(A:(76-135) 3-4 overall, 0-3 non_conference		Q3: (H:76-160)(N:101-200)(A:136-240) 7-7 overall, 1-2 non_conference		Q4: (H:161+)(N:201+)(A:241+) 5-2 overall, 4-1 non_conference									
RPI	S	Opponent	Score	RPI	S	Opponent	Score	RPI	S	Opponent	Score				
27	H	Loyola Chicago	57 80 0124	75	N	Colorado	81 86 1118	86	H	Illinois St.	87 62 0103	183	H	Indiana St.	90 76 0214
27	A	Loyola Chicago	57 72 0207	86	A	Illinois St.	81 89 0221	100	H	Southern Ill.	67 78 0130	190	H	Valparaiso	64 69 0224
40	A	South Dakota St.	74 87 1219	92	A	South Dakota	65 93 1206	104	H	Bradley	66 64 1228	245	N	Drexel	90 88 1119
				93	A	Wyoming	89 96 1202	104	N	Bradley	61 63 0302	282	A	Omaha	73 75 1129
				100	A	Southern Ill.	70 67 1231	134	H	Missouri St.	61 58 0120	282	H	Omaha	93 74 1209
				104	A	Bradley	78 68 0203	139	A	UNI	54 68 0116	338	H	Chicago St.	79 67 1126
				134	A	Missouri St.	67 63 0218	139	H	UNI	71 64 0210	347	H	UMES	81 57 1222
								150	H	Evansville	81 65 0113				
								150	A	Evansville	73 77 0127				
								155	N	Iowa	64 90 1216				
								160	N	Wake Forest	77 74 1117				
								171	A	Minnesota	67 68 1211				
								183	A	Indiana St.	75 72 0106				
								190	A	Valparaiso	60 77 0110				

Non-Div I Games: 101 54

Minnesota

Non-Div I Games:

DIV. I ONLY		16- 12	131	252	284	172									
DIV. I NON-CONF.		3- 5	232	180	139	182									
Quadrant 1		Quadrant 2		Quadrant 3		Quadrant 4									
OVERALL	0-1	1-3		2-5		13-3									
HOME	0-0	0-0		2-1		6-2									
AWAY	0-1	1-3		0-3		6-1									
NEUTRAL	0-0	0-0		0-1		1-0									
NON-CONFERENCE	0-1	1-1		0-3		2-0									
Q1: (H:1-30)(N:1-50)(A:1-75)		Q2: (H:31-75)(N:51-100)(A:(76-135)		Q3: (H:76-160)(N:101-200)(A:136-240)		Q4: (H:161+)(N:201+)(A:241+)									
0-1 overall, 0-1 non_conference		1-3 overall, 1-1 non_conference		2-5 overall, 0-3 non_conference		13-3 overall, 2-0 non_conference									
RPI	S	Opponent	Score	RPI	S	Opponent	Score	RPI	S	Opponent	Score				
8	A	Auburn	85 119 1124	83	A	Georgia	82 87 1205	100	H	Southern Ill.	66 81 1110	213	H	Liberty	70 73 0109
				98	A	Furman	93 74 1129	125	H	Radford	75 57 0203	243	H	Gardner-Webb	90 67 0115
				125	A	Radford	79 85 0103	125	N	Radford	52 61 0302	243	A	Gardner-Webb	90 71 0215
				127	A	UNC Asheville	75 89 0222	127	H	UNC Asheville	85 58 0118	243	N	Gardner-Webb	72 68 0301
								138	A	VCU	55 69 1219	263	A	Charleston So.	64 53 0112
								213	A	Liberty	61 77 0201	263	H	Charleston So.	75 78 0224
								234	A	Colorado St.	76 80 1114	268	A	Campbell	77 88 0106
												268	H	Campbell	75 64 0127
												276	H	High Point	76 60 1230
												276	A	High Point	82 70 0210
												319	A	Presbyterian	81 68 0121
												319	H	Presbyterian	63 49 0207
												331	H	South Carolina St.	86 61 1126
												334	A	Alabama St.	88 80 1216
												337	A	Longwood	95 78 0124
												337	H	Longwood	79 64 0218

Non-Div I Games:	Mars Hill	104	49	Central Penn	106	65	Reinhardt	107	76
------------------	-----------	-----	----	--------------	-----	----	-----------	-----	----

DIV. I ONLY		15- 15	173	142	131	173									
DIV. I NON-CONF.		6- 5	151	288	178	209									
Quadrant 1		Quadrant 2		Quadrant 3		Quadrant 4									
OVERALL	0-1	2-5		5-6		8-3									
HOME	0-0	0-1		2-3		6-2									
AWAY	0-1	2-2		3-2		1-1									
NEUTRAL	0-0	0-2		0-1		1-0									
NON-CONFERENCE	0-0	0-3		2-1		4-1									
Q1: (H:1-30)(N:1-50)(A:1-75)		Q2: (H:31-75)(N:51-100)(A:76-135)		Q3: (H:76-160)(N:101-200)(A:136-240)		Q4: (H:161+)(N:201+)(A:241+)									
0-1 overall, 0-0 non_conference		2-5 overall, 0-3 non_conference		5-6 overall, 2-1 non_conference		8-3 overall, 4-1 non_conference									
RPI	S	Opponent	Score	RPI	S	Opponent	Score	RPI	S	Opponent	Score				
32	A	Buffalo	86 92 0202	32	H	Buffalo	74 84 0119	87	H	Toledo	81 85 0123	167	H	Central Mich.	83 81 0220
				71	N	Tulsa	74 81 1116	106	H	Ball St.	73 58 0113	186	H	Oakland	73 78 1202
				76	A	South Carolina	60 78 1113	109	H	Eastern Mich.	58 74 0227	204	H	Ohio	69 60 0210
				76	N	South Carolina	66 79 1119	111	H	Idaho	52 82 1218	223	H	Akron	87 75 0102
				87	A	Toledo	61 84 0109	148	A	Saint Louis	65 51 1128	223	H	Akron	78 79 0305
				106	A	Ball St.	87 80 0223	154	A	Miami (OH)	67 62 0106	242	H	Northern Ill.	79 72 0127
				109	A	Eastern Mich.	71 57 0130	154	H	Miami (OH)	68 64 0206	242	A	Northern Ill.	67 75 0217
								164	A	Kent St.	71 73 0116	249	N	Appalachian St.	86 67 1117
								167	N	Central Mich.	71 84 0303	284	H	Cleveland St.	78 67 1206
								196	A	Bowling Green	81 83 0213	318	A	Detroit Mercy	87 79 1209
								232	A	Milwaukee	66 63 1222	338	H	Chicago St.	92 71 1230

Non-Div I Games: Northwood 88 59 Siena Heights 103 72

Western Mich.

Western Mich.

RPI	S	Opponent	Score	
10	A	Tennessee	60 84	1129
67	A	UNCG	66 70	0120

RPI	S	Opponent	Score
56	N	Alabama	79 80 1219
67	H	UNCG	77 74 0217
75	N	Colorado	70 79 1119
78	A	UCF	79 88 1110
94	A	ETSU	75 84 0124
98	A	Furman	71 74 0106
114	A	Memphis	81 83 1202
126	A	Wofford	69 68 0225

RPI	S	Opponent	Score
94	H	ETSU	55 74 1231
98	H	Furman	73 85 0201
126	H	Wofford	73 65 0203
126	N	Wofford	53 73 0303
202	A	La Salle	85 95 1217
213	A	Liberty	63 48 1117
219	A	Western Caro.	56 58 0110

RPI	S	Opponent	Score
219	H	Western Caro.	81 64 0220
245	N	Drexel	78 59 1118
283	H	The Citadel	74 76 0127
283	A	The Citadel	83 70 0223
295	H	Samford	81 50 0113
295	A	Samford	74 69 0212
300	H	Kennesaw St.	89 56 1228
304	H	Chattanooga	75 71 0115
304	A	Chattanooga	84 75 0210
315	A	VMI	62 56 0118
315	H	VMI	82 58 0215
330	H	Jackson St.	86 58 1114
332	H	Florida A&M	82 64 1209

■ Loss, ■ Non-Conf, S Site, H Home, A Away, N Neutral

S
e
a
t
t
l
e
U

DIV. I ONLY				16- 12				131				236				168				175											
DIV. I NON-CONF.				8- 6				146				246				224				188											
Quadrant 1				Quadrant 2				Quadrant 3				Quadrant 4				TOTALS															
OVERALL				0-4				2-1				3-4				11-3				16- 12											
HOME				0-0				2-0				2-0				9-2				13- 2											
AWAY				0-4				0-1				1-4				1-1				2- 10											
NEUTRAL				0-0				0-0				0-0				1-0				1- 0											
NON-CONFERENCE				0-2				0-1				2-2				6-1				8- 6											
Q1: (H:1-30)(N:1-50)(A:1-75) 0-4 overall, 0-2 non_conference								Q2: (H:31-75)(N:51-100)(A:(76-135) 2-1 overall, 0-1 non_conference								Q3: (H:76-160)(N:101-200)(A:136-240) 3-4 overall, 2-2 non_conference								Q4: (H:161+)(N:201+)(A:241+) 11-3 overall, 6-1 non_conference							
RPI	S	Opponent	Score		RPI	S	Opponent	Score		RPI	S	Opponent	Score		RPI	S	Opponent	Score													
42	A	New Mexico St.	62	75	0118	42	H	New Mexico St.	73 63 0217	128	H	Eastern Wash.	84 65 1203	177	H	Grand Canyon	57	73	0106												
43	A	Saint Mary's (CA)	73	97	1209	73	H	Utah Valley	55 54 0203	140	H	Nicholls St.	95 89 1223	212	H	CSU Bakersfield	59	55	0126												
60	A	Washington	84	89	1124	81	A	Belmont	77 90 1119	148	A	Saint Louis	46 62 1110	218	H	California	59	81	1219												
73	A	Utah Valley	47	73	0303					176	A	Washington St.	59 75 1115	221	H	UTRGV	85	68	0215												
										177	A	Grand Canyon	64 76 0222	251	H	Grambling	93	63	1228												
										212	A	CSU Bakersfield	57 64 0224	254	H	UMKC	77	75	0113												
										221	A	UTRGV	79 76 0120	254	A	UMKC	67	74	0208												
														269	H	Idaho St.	73	67	1127												
														285	H	Portland	89	76	1216												
														299	H	UC Riverside	95	71	1230												
														300	H	Kennesaw St.	66	54	1130												
														318	N	Detroit Mercy	102	71	1118												
														338	H	Chicago St.	67	64	0111												
														338	A	Chicago St.	91	81	0210												

S
e
a
t
t
l
e
U

Non-Div I Games:	Puget Sound	121 70	Pacific Lutheran	99 69	Saint Martin's	88 72
------------------	-------------	--------	------------------	-------	----------------	-------

DIV. I ONLY

DIV. I NON-CONF.

12- 19

8- 4

246

95

53

59

86

338

176

93

Quadrant 1

OVERALL

HOME

AWAY

NEUTRAL

NON-CONFERENCE

1-7

0-1

0-6

1-0

1-0

Quadrant 2

3-7

2-4

0-2

1-1

1-2

Quadrant 3

2-4

0-3

1-1

1-0

1-1

Quadrant 4

6-1

6-0

0-1

0-0

5-1

TOTALS

12- 19

8- 8

1- 10

3- 1

8- 4

Q1: (H:1-30)(N:1-50)(A:1-75)

1-7 overall, 1-0 non_conference

Q2: (H:31-75)(N:51-100)(A:(76-135)

3-7 overall, 1-2 non_conference

Q3: (H:76-160)(N:101-200)(A:136-240)

2-4 overall, 1-1 non_conference

Q4: (H:161+)(N:201+)(A:241+)

6-1 overall, 5-1 non_conference

RPI

S

Opponent

Score

18

H

Arizona

72 100 0131

35

A

Southern California

71 89 1231

36

A

UCLA

82 96 1229

43

N

Saint Mary's (CA)

84 79 1124

49

A

Utah

69 82 0121

60

A

Washington

62 80 0128

69

A

Oregon

57 84 0211

75

A

Colorado

73 82 0118

RPI

S

Opponent

Score

49

H

Utah

70 77 0217

60

H

Washington

65 70 0106

62

H

Kansas St.

65 68 1220

66

H

Arizona St.

78 88 0204

69

H

Oregon

78 76 0301

69

N

Oregon

62 64 0307

75

H

Colorado

73 69 0215

80

A

Stanford

84 86 0224

91

N

San Diego St.

93 86 1126

111

A

Idaho

64 91 1206

RPI

S

Opponent

Score

80

H

Stanford

70 79 0111

97

H

UC Davis

67 81 1202

143

A

Oregon St.

62 94 0208

143

H

Oregon St.

67 92 0303

149

N

Saint Joseph's

75 71 1123

218

A

California

78 76 0222

RPI

S

Opponent

Score

175

H

Seattle U

75 59 1115

218

H

California

78 53 0113

238

H

Texas Southern

86 84 1112

269

H

Idaho St.

83 62 1118

286

H

Bethune-Cookman

86 58 1222

291

A

UTEP

69 76 1209

294

H

IUPUI

72 59 1216

Non-Div I Games:

Grand Canyon

■ Loss, ■ Non-Conf, S Site, H Home, A Away, N Neutral

Saint Francis (PA)

■ Loss, ■ Non-Conf, S Site, H Home, A Away, N Neutral

Fairfield

■ Loss, ■ Non-Conf, S Site, H Home, A Away, N Neutral

U
T
S
A

DIV. I ONLY		16- 13	141	271	180	181
DIV. I NON-CONF.		4- 6	223	248	190	231
Quadrant 1		Quadrant 2		Quadrant 3		Quadrant 4
OVERALL	0-5	1-1		3-3		12-4
HOME	0-0	1-0		1-0		6-3
AWAY	0-5	0-1		2-2		4-0
NEUTRAL	0-0	0-0		0-1		2-1
NON-CONFERENCE	0-4	0-0		0-1		4-1
Q1: (H:1-30)(N:1-50)(A:1-75) 0-5 overall, 0-4 non_conference		Q2: (H:31-75)(N:51-100)(A:76-135) 1-1 overall, 0-0 non_conference		Q3: (H:76-160)(N:101-200)(A:136-240) 3-3 overall, 0-1 non_conference		Q4: (H:161+)(N:201+)(A:241+) 12-4 overall, 4-1 non_conference
RPI	S	Opponent	Score	RPI	S	Opponent
29	A	Middle Tenn.	51 75 0125	52	H	Western Ky.
47	A	Oklahoma	85 97 1204	77	A	Old Dominion
57	A	Nebraska	94 104 1220			
71	A	Tulsa	96 100 1128			
73	A	Utah Valley	80 88 1202			

Non-Div I Games:	Ottawa (A7)	125 64	East Central	92 59	Bethany (KS)	95 67
------------------	-------------	--------	--------------	-------	--------------	-------

III in oi s

DIV. I ONLY				13- 18				231				74				84				182											
DIV. I NON-CONF.				9- 3				59				168				299				103											
Quadrant 1				Quadrant 2				Quadrant 3				Quadrant 4				TOTALS															
OVERALL				1-7				1-3				3-8				8-0				13- 18											
HOME				0-2				1-1				2-3				8-0				11- 6											
AWAY				0-4				0-2				1-3				0-0				1- 9											
NEUTRAL				1-1				0-0				0-2				0-0				1- 3											
NON-CONFERENCE				1-1				0-0				1-2				7-0				9- 3											
Q1: (H:1-30)(N:1-50)(A:1-75) 1-7 overall, 1-1 non_conference								Q2: (H:31-75)(N:51-100)(A:76-135) 1-3 overall, 0-0 non_conference								Q3: (H:76-160)(N:101-200)(A:136-240) 3-8 overall, 1-2 non_conference								Q4: (H:161+)(N:201+)(A:241+) 8-0 overall, 7-0 non_conference							
RPI	S	Opponent	Score		RPI	S	Opponent	Score		RPI	S	Opponent	Score		RPI	S	Opponent	Score													
9	H	Purdue	86	93	0222	57	H	Nebraska	72 66 0218	79	H	Penn St.	52 74 0211	166	H	Austin Peay	64 57 1206														
13	A	Michigan	69	79	0106	74	H	Maryland	91 92 1203	99	H	Marshall	91 74 1119	177	H	Grand Canyon	62 58 1230														
15	H	Michigan St.	74	87	0122	110	A	Wisconsin	50 75 0119	110	H	Wisconsin	69 78 0208	179	H	DePaul	82 73 1117														
15	A	Michigan St.	61	81	0220	119	A	Indiana	68 78 0214	119	H	Indiana	73 71 0124	203	H	Rutgers	91 60 0130														
21	A	Ohio St.	67	75	0204					130	N	UNLV	82 89 1209	306	H	Southern U.	102 55 1110														
33	N	Missouri	70	64	1223					155	H	Iowa	97 *** 0111	307	H	N.C. Central	86 73 1124														
42	N	New Mexico St.	69	74	1216					155	N	Iowa	87 96 0228	308	H	UT Martin	77 74 1112														
57	A	Nebraska	63	64	0115					160	A	Wake Forest	73 80 1128	337	H	Longwood	92 45 1213														
										169	A	Northwestern	68 72 1201																		
										171	A	Minnesota	67 77 0103																		
										203	A	Rutgers	75 62 0225																		

III in oi s

Non-Div I Games: Augustana (IL) 96 62

DIV. I ONLY		11- 18	251	83	89	183									
DIV. I NON-CONF.		3- 7	258	108	140	243									
<hr/>															
Quadrant 1		Quadrant 2		Quadrant 3		Quadrant 4									
OVERALL	1-3	2-5		5-7		11- 18									
HOME	0-1	0-0		3-4		6- 7									
AWAY	1-1	2-3		2-3		5- 7									
NEUTRAL	0-1	0-2		0-0		0- 4									
NON-CONFERENCE	0-2	1-1		0-2		3- 7									
Q1: (H:1-30)(N:1-50)(A:1-75) 1-3 overall, 0-2 non_conference		Q2: (H:31-75)(N:51-100)(A:76-135) 2-5 overall, 1-1 non_conference		Q3: (H:76-160)(N:101-200)(A:136-240) 5-7 overall, 0-2 non_conference		Q4: (H:161+)(N:201+)(A:241+) 3-3 overall, 2-2 non_conference									
RPI	S	Opponent	Score	RPI	S	Opponent	Score	RPI	S	Opponent	Score	RPI	S	Opponent	Score
8	N	Auburn	64 83 1116	77	N	Old Dominion	44 62 1117	86	H	Illinois St.	84 54 0120	168	H	Drake	72 75 0106
27	A	Loyola Chicago	61 57 0103	86	A	Illinois St.	81 84 1231	100	H	Southern Ill.	72 76 0217	190	H	Valparaiso	73 64 1228
27	H	Loyola Chicago	71 75 0210	86	N	Illinois St.	70 77 0302	104	H	Bradley	73 81 0128	204	N	Ohio	94 96 1119
52	A	Western Ky.	65 81 1216	100	A	Southern Ill.	77 82 0124	106	H	Ball St.	85 93 1125	205	H	Elon	68 73 1222
				104	A	Bradley	66 64 0224	134	H	Missouri St.	62 81 0206	252	H	Air Force	74 64 1129
				119	A	Indiana	90 69 1110	139	H	UNI	69 67 0110	302	H	Green Bay	85 63 1212
				134	A	Missouri St.	73 76 0114	139	A	UNI	77 66 0203				
								150	A	Evansville	71 66 0117				
								150	H	Evansville	58 53 0221				
								168	A	Drake	76 90 0214				
								190	A	Valparaiso	63 69 0131				
								235	A	North Texas	76 79 1206				

Non-Div I Games: IIndv	79	75	Mo-St Louis	75	58
------------------------	----	----	-------------	----	----

Richmond

■ Loss, ■ Non-Conf, S Site, H Home, A Away, N Neutral

DIV. I ONLY		15- 14	163	253	238	185					
DIV. I NON-CONF.		6- 9	223	216	161	193					
Quadrant 1		Quadrant 2		Quadrant 3		Quadrant 4					
OVERALL		0-3		3-4		12-2					
HOME		0-0		1-1		7-1					
AWAY		0-3		2-3		5-1					
NEUTRAL		0-0		0-0		0-0					
NON-CONFERENCE		0-3		2-2		4-1					
Q1: (H:1-30)(N:1-50)(A:1-75)		Q2: (H:31-75)(N:51-100)(A:76-135)		Q3: (H:76-160)(N:101-200)(A:136-240)		Q4: (H:161+)(N:201+)(A:241+)					
0-3 overall, 0-3 non_conference		0-5 overall, 0-3 non_conference		3-4 overall, 2-2 non_conference		12-2 overall, 4-1 non_conference					
RPI	S	Opponent	Score	RPI	S	Opponent	Score	RPI	S	Opponent	Score
20	A	TCU	66 92 1202	53	H	Vermont	73 79 1125	118	H	Harvard	52 54 0126
22	A	St. Bonaventure	67 75 1209	105	A	Iona	67 83 1212	123	H	Penn	80 79 0302
34	A	Creighton	76 92 1110	110	A	Wisconsin	61 89 1112	142	A	Albany (NY)	72 80 1117
				118	A	Harvard	49 64 0217	156	A	Georgia Tech	60 74 0106
				123	A	Penn	50 59 0203	217	A	Lehigh	86 77 1206
								224	A	Princeton	73 76 0202
								236	A	Delaware	76 66 1127

Non-Div I Games: Currv 107 42

DIV. I ONLY				19- 14				129				270				241				186			
DIV. I NON-CONF.				8- 5				120				112				110				81			
Quadrant 1				Quadrant 2				Quadrant 3				Quadrant 4				TOTALS							
OVERALL 0-3				1-3				5-2				13-6				19- 14							
HOME 0-0				0-0				2-2				9-2				11- 4							
AWAY 0-2				1-3				3-0				3-3				7- 8							
NEUTRAL 0-1				0-0				0-0				1-1				1- 2							
NON-CONFERENCE 0-3				0-2				3-0				5-0				8- 5							
Q1: (H:1-30)(N:1-50)(A:1-75) 0-3 overall, 0-3 non_conference				Q2: (H:31-75)(N:51-100)(A:(76-135) 1-3 overall, 0-2 non_conference				Q3: (H:76-160)(N:101-200)(A:136-240) 5-2 overall, 3-0 non_conference				Q4: (H:161+)(N:201+)(A:241+) 13-6 overall, 5-0 non_conference											
RPI	S	Opponent	Score	RPI	S	Opponent	Score	RPI	S	Opponent	Score	RPI	S	Opponent	Score								
6	A	Kansas	59 102 1124	87	A	Toledo	74 87 1118	101	H	Wright St.	81 86 0107	209	H	Fort Wayne	85 71 1110								
15	N	Michigan St.	73 86 1216	101	A	Wright St.	51 64 0128	109	H	Eastern Mich.	86 81 1222	230	H	New Orleans	87 68 1113								
44	A	Syracuse	50 74 1120	109	A	Eastern Mich.	89 95 1206	112	H	Northern Ky.	83 87 0105	232	H	Milwaukee	72 70 0224								
				112	A	Northern Ky.	83 70 0126	151	H	Towson	97 86 1220	238	H	Texas Southern	97 87 1130								
								173	A	Western Mich.	78 73 1202	240	H	Ill.-Chicago	73 79 0202								
								232	A	Milwaukee	76 68 1228	255	A	Oral Roberts	93 86 1127								
								240	A	Ill.-Chicago	78 68 0115	284	H	Cleveland St.	81 68 0112								
												284	A	Cleveland St.	82 66 0216								
												284	N	Cleveland St.	43 44 0305								
												294	H	IUPUI	82 74 0204								
												294	A	IUPUI	67 74 0219								
												294	N	IUPUI	62 55 0304								
												302	A	Green Bay	79 80 1230								
												302	H	Green Bay	90 96 0222								
												318	A	Detroit Mercy	92 86 0120								
												318	H	Detroit Mercy	87 78 0209								
												329	H	Youngstown St.	95 82 0110								
												329	A	Youngstown St.	73 75 0214								
												338	H	Chicago St.	82 50 1209								

Non-Div I Games:

DIV. I ONLY

DIV. I NON-CONF.

13- 18

4- 8

231

241

106

69

140

200

187

208

Quadrant 1

OVERALL

HOME

AWAY

NEUTRAL

NON-CONFERENCE

0-6

0-2

0-4

0-0

0-2

Quadrant 2

1-4

1-1

0-3

0-0

0-3

Quadrant 3

3-5

2-3

1-1

0-1

1-2

Quadrant 4

9-3

4-2

5-1

0-0

3-1

TOTALS

13- 18

7- 8

6- 9

0- 1

4- 8

Q1: (H:1-30)(N:1-50)(A:1-75)

0-6 overall, 0-2 non_conference

Q2: (H:31-75)(N:51-100)(A:76-135)

1-4 overall, 0-3 non_conference

Q3: (H:76-160)(N:101-200)(A:136-240)

3-5 overall, 1-2 non_conference

Q4: (H:161+)(N:201+)(A:241+)

9-3 overall, 3-1 non_conference

RPI

S

Opponent

Score

14

H

Nevada

74 89 1118

24

A

Gonzaga

48 81 1228

24

H

Gonzaga

61 71 0208

43

A

Saint Mary's (CA)

56 74 0104

66

A

Arizona St.

65 104 1222

68

A

BYU

65 80 0127

RPI

S

Opponent

Score

43

H

Saint Mary's (CA)

69 72 0120

68

H

BYU

67 66 0106

80

A

Stanford

80 89 1112

93

A

Wyoming

72 86 1209

97

A

UC Davis

67 71 1206

RPI

S

Opponent

Score

97

H

UC Davis

58 62 1115

121

H

Canisius

80 58 1126

130

H

UNLV

76 81 1216

137

A

San Francisco

67 69 0125

137

H

San Francisco

74 84 0222

137

N

San Francisco

70 71 0303

144

H

San Diego

74 70 0111

144

A

San Diego

67 55 0215

RPI

S

Opponent

Score

247

H

Texas St.

78 85 1125

252

A

Air Force

83 71 1121

257

H

Loyola Marymount

88 82 1230

257

A

Loyola Marymount

71 74 0224

266

A

Santa Clara

63 45 0201

266

H

Santa Clara

68 72 0217

285

A

Portland

66 54 0113

285

H

Portland

60 58 0210

299

A

UC Riverside

57 55 1130

310

H

Ark.-Pine Bluff

78 69 1124

317

H

Pepperdine

92 78 0118

317

A

Pepperdine

81 72 0203

Non-Div I Games: Ark.-Fort Smith 105 68

Savannah St.

•

Long Beach St. (RPI: 189 KPI: 182, SOR: 199, AVG: 190) (BPI: 229, POM: 186, SAG: 199, AVG: 204.67) (AVG: 197)											
Average RPI Win:		234	WON-LOST		WINNING PCT. RANK		STRENGTH OF SCHEDULE		OPP. STRENGTH OF SCHEDULE		
Average RPI Loss:		114					TEAM RPI		SOS w/in Conf		
									.45609 (5)		
DIV. I ONLY		13- 17	216		149		141		189		
DIV. I NON-CONF.		4- 10	267		66		14		175		
Quadrant 1		Quadrant 2		Quadrant 3		Quadrant 4		TOTALS			
OVERALL		0-4	1-3		3-9		9-1		13- 17		
HOME		0-0	0-0		1-5		5-0		6- 5		
AWAY		0-3	1-2		1-4		4-1		6- 10		
NEUTRAL		0-1	0-1		1-0		0-0		1- 2		
NON-CONFERENCE		0-4	0-1		3-4		1-1		4- 10		
Q1: (H:1-30)(N:1-50)(A:1-75) 0-4 overall, 0-4 non_conference			Q2: (H:31-75)(N:51-100)(A:(76-135) 1-3 overall, 0-1 non_conference			Q3: (H:76-160)(N:101-200)(A:136-240) 3-9 overall, 3-4 non_conference			Q4: (H:161+)(N:201+)(A:241+) 9-1 overall, 1-1 non_conference		
RPI	S	Opponent	Score	RPI	S	Opponent	Score	RPI	S	Opponent	Score
15	A	Michigan St.	60 102 1221	57	N	Nebraska	80 85 1126	80	H	Stanford	76 68 1203
18	A	Arizona	56 91 1129	97	A	UC Davis	75 84 0117	97	H	UC Davis	104 *** 0203
31	A	West Virginia	62 91 1120	113	A	UC Santa Barbara	70 69 0301	102	H	Fresno St.	70 *** 1202
33	N	Missouri	58 95 1123	131	A	UC Irvine	73 86 0106	109	H	Eastern Mich.	80 85 1216
								113	H	UC Santa Barbara	70 80 0215
								131	H	UC Irvine	68 75 0131
								137	A	San Francisco	83 71 1110
								143	A	Oregon St.	81 89 1118
								143	N	Oregon St.	74 69 1124
								163	A	Cal St. Fullerton	71 81 0224
								206	A	Hawaii	63 74 0222
								234	A	Colorado St.	66 68 1223

Non-Div I Games: Tex A&M Int'l 77 59 San Fran St 95 70

DIV. I ONLY		15- 17	190	119	110	191
DIV. I NON-CONF.		7- 6	162	65	152	149
Quadrant 1		Quadrant 2		Quadrant 3		Quadrant 4
OVERALL	1-5	0-4		4-6		10-2
HOME	0-2	0-1		3-1		9-1
AWAY	0-2	0-2		1-5		0-1
NEUTRAL	1-1	0-1		0-0		1-0
NON-CONFERENCE	1-3	0-3		1-0		5-0
Q1: (H:1-30)(N:1-50)(A:1-75)		Q2: (H:31-75)(N:51-100)(A:76-135)		Q3: (H:76-160)(N:101-200)(A:136-240)		Q4: (H:161+)(N:201+)(A:241+)
1-5 overall, 1-3 non_conference		0-4 overall, 0-3 non_conference		4-6 overall, 1-0 non_conference		10-2 overall, 5-0 non_conference
RPI S Opponent Score	RPI S Opponent Score		RPI S Opponent Score		RPI S Opponent Score	
3 N Xavier 64 83 1123	62 N Kansas St. 59 67 1124		84 H Davidson 58 87 0203		184 H Richmond 103 77 0221	
16 H Rhode Island 60 81 0106	70 H Rider 65 67 1120		118 H Harvard 58 48 1223		199 H George Mason 80 68 0117	
22 A St. Bonaventure 52 70 0128	79 A Penn St. 54 74 1209		136 A Dayton 78 88 0303		202 H La Salle 80 69 0207	
26 H Miami (FL) 50 59 1216	84 A Davidson 45 72 0110		138 A VCU 63 87 0120		224 H Princeton 71 60 1206	
50 N Temple 71 67 1203			138 H VCU 80 56 0217		239 H Hampton 65 57 1118	
51 A Florida St. 67 87 1114			148 A Saint Louis 53 62 0224		248 A Duquesne 52 69 0103	
			149 H Saint Joseph's 70 64 1230		248 H Duquesne 73 75 0131	
			184 A Richmond 68 78 0113		289 H Fordham 72 56 0228	
			199 A George Mason 65 72 0210		289 N Fordham 78 72 0307	
			231 A Massachusetts 83 72 0214		311 H New Hampshire 68 64 1220	
					323 H Morgan St. 73 66 1129	
					339 H Howard 84 75 1110	

Non-Div I Games:

DIV. I ONLY		18- 13	124	285	296	192	
DIV. I NON-CONF.		4- 6	223	266	231	257	
Quadrant 1		Quadrant 2		Quadrant 3		Quadrant 4	TOTALS
OVERALL	0-1	0-4		3-3		15-5	18- 13
HOME	0-0	0-0		1-1		11-2	12- 3
AWAY	0-1	0-4		2-2		4-3	6- 10
NEUTRAL	0-0	0-0		0-0		0-0	0- 0
NON-CONFERENCE	0-1	0-2		1-1		3-2	4- 6
Q1: (H:1-30)(N:1-50)(A:1-75)		Q2: (H:31-75)(N:51-100)(A:76-135)		Q3: (H:76-160)(N:101-200)(A:136-240)		Q4: (H:161+)(N:201+)(A:241+)	
0-1 overall, 0-1 non_conference		0-4 overall, 0-2 non_conference		3-3 overall, 1-1 non_conference		15-5 overall, 3-2 non_conference	
RPI	S	Opponent	Score	RPI	S	Opponent	Score
44	A	Syracuse	58 72 1209	82	A	Bucknell	64 65 0212
				82	A	Bucknell	54 83 0307
				89	A	Boston College	79 83 1122
				107	A	UConn	58 70 1110
				82	H	Bucknell	51 63 0115
				132	H	UMBC	93 88 1119
				142	A	Albany (NY)	69 75 1129
				200	A	Navy	69 64 0204
				211	A	Boston U.	58 72 0111
				217	A	Lehigh	76 72 0117
				200	H	Navy	70 62 0108
				211	H	Boston U.	74 60 0207
				217	H	Lehigh	78 88 0214
				241	H	Cornell	72 61 1116
				265	A	Holy Cross	79 74 1229
				265	H	Holy Cross	59 53 0224
				265	H	Holy Cross	62 55 0304
				270	H	NJIT	87 76 1212
				281	A	Army West Point	81 78 0124
				281	H	Army West Point	87 83 0221
				313	H	Lafayette	68 71 0105
				313	A	Lafayette	83 93 0131
				313	H	Lafayette	76 54 0301
				316	H	Columbia	77 71 1125
				320	A	Binghamton	65 76 1202
				324	H	Loyola Maryland	77 72 0120
				324	A	Loyola Maryland	68 47 0218
				327	A	Marist	76 78 1206
				336	A	American	72 63 0102
				336	H	American	83 69 0127

Non-Div I Games: Pitt -Bradford 103 52

Tennessee State

■ Loss, ■ Non-Conf, S Site, H Home, A Away, N Neutral

RPI	S	Opponent	Score	RPI	S	Opponent	Score	RPI	S	Opponent	Score	RPI	S	Opponent	Score
17	A	Kentucky	62 70 1120	54	H	Louisiana	76 81 0222	141	H	Ga. Southern	80 86 1229	214	H	La.-Monroe	73 67 0224
30	N	Arkansas	63 88 1216	94	A	ETSU	73 65 1122	141	A	Ga. Southern	83 89 0303	220	N	North Dakota	80 83 1110
54	A	Louisiana	69 81 0127	120	A	UT Arlington	76 86 0104	145	H	Georgia St.	68 66 1231	240	H	Ill.-Chicago	87 66 1129
								145	A	Georgia St.	83 70 0301	246	H	Coastal Caro.	73 74 0120
								146	H	UAB	78 90 1205	246	A	Coastal Caro.	66 65 0215
								166	A	Austin Peay	73 75 1219	247	A	Texas St.	56 57 0106
								206	A	Hawaii	67 72 1113	249	H	Appalachian St.	81 79 0122
								214	A	La.-Monroe	71 76 0125	249	A	Appalachian St.	54 65 0217
								222	A	Southern Miss.	71 89 1210	267	A	South Ala.	79 64 0113
												267	H	South Ala.	80 63 0203
												267	N	South Ala.	69 62 0307
												288	H	Arkansas St.	89 83 0208
												303	H	Little Rock	82 64 0210
												310	N	Ark.-Pine Bluff	81 57 1112
												351	H	Delaware St.	95 64 1127

Non-Div I Games: Milligan	80	67	Brewton-Parker	106	71
---------------------------	----	----	----------------	-----	----

DIV. I ONLY		16- 17	182	221	307	197
DIV. I NON-CONF.		6- 7	186	134	221	135
Quadrant 1		Quadrant 2		Quadrant 3		Quadrant 4
OVERALL	0-3	1-2		2-6		13-6
HOME	0-0	1-0		0-2		5-4
AWAY	0-3	0-2		2-4		7-2
NEUTRAL	0-0	0-0		0-0		1-0
NON-CONFERENCE	0-3	1-0		0-3		5-1
Q1: (H:1-30)(N:1-50)(A:1-75)		Q2: (H:31-75)(N:51-100)(A:76-135)		Q3: (H:76-160)(N:101-200)(A:136-240)		Q4: (H:161+)(N:201+)(A:241+)
0-3 overall, 0-3 non_conference		1-2 overall, 1-0 non_conference		2-6 overall, 0-3 non_conference		13-6 overall, 5-1 non_conference
RPI	S	Opponent	Score	RPI	S	Opponent
21	A	Ohio St.	64 95 1110	70	H	Rider
32	A	Buffalo	70 86 1216	108	A	Wagner
64	A	NC State	69 81 1219	108	A	Wagner
				RPI	S	Opponent
				108	H	Wagner
				121	H	Canisius
				144	A	San Diego
				177	A	Grand Canyon
				178	A	Saint Francis (PA)
				226	A	Mt. St. Mary's
				226	A	Mt. St. Mary's
				233	A	LIU Brooklyn
				RPI	S	Opponent
				178	H	Saint Francis (PA)
				226	H	Mt. St. Mary's
				233	H	LIU Brooklyn
				245	H	Drexel
				248	A	Duquesne
				256	A	Fairleigh Dickinson
				256	H	Fairleigh Dickinson
				261	N	Norfolk St.
				264	A	Central Conn. St.
				264	H	Central Conn. St.
				277	H	St. Francis Brooklyn
				277	A	St. Francis Brooklyn
				298	A	Siena
				303	A	Little Rock
				321	A	Sacred Heart
				321	H	Sacred Heart
				329	A	Youngstown St.
				341	A	Bryant
				341	H	Bryant

Non-Div I Games:

H
a
r
t
f
o
r
d

DIV. I ONLY				18- 13				124				276				293				198											
DIV. I NON-CONF.				6- 7				186				301				327				261											
Quadrant 1				Quadrant 2				Quadrant 3				Quadrant 4				TOTALS															
OVERALL				1-1				0-3				4-5				13-4				18- 13											
HOME				0-0				0-1				0-4				8-2				8- 7											
AWAY				1-1				0-2				3-1				5-1				9- 5											
NEUTRAL				0-0				0-0				1-0				0-1				1- 1											
NON-CONFERENCE				0-1				0-0				2-3				4-3				6- 7											
Q1: (H:1-30)(N:1-50)(A:1-75) 1-1 overall, 0-1 non_conference								Q2: (H:31-75)(N:51-100)(A:76-135) 0-3 overall, 0-0 non_conference								Q3: (H:76-160)(N:101-200)(A:136-240) 4-5 overall, 2-3 non_conference								Q4: (H:161+)(N:201+)(A:241+) 13-4 overall, 4-3 non_conference							
RPI	S	Opponent	Score					RPI	S	Opponent	Score					RPI	S	Opponent	Score					RPI	S	Opponent	Score				
53	A	Vermont	69	68	0	218	53	H	Vermont	53	76	0	121	89	H	Boston College	61	73	1	202	207	H	Stony Brook	61	63	0	106				
70	A	Rider	53	89	1	115	132	A	UMBC	56	78	0	115	108	H	Wagner	50	72	1	126	233	N	LIU Brooklyn	84	86	1	118				
							132	A	UMBC	60	75	0	306	132	H	UMBC	53	62	0	227	264	H	Central Conn. St.	85	84	1	110				
														142	A	Albany (NY)	72	64	0	103	278	H	Quinnipiac	77	75	1	207				
														142	H	Albany (NY)	63	69	0	211	285	A	Portland	67	78	1	219				
														154	N	Miami (OH)	68	58	1	119	290	H	UMass Lowell	84	73	0	110				
														203	A	Rutgers	60	58	1	228	290	A	UMass Lowell	77	70	0	127				
														207	A	Stony Brook	73	64	0	203	293	A	FIU	79	72	1	222				
														233	A	LIU Brooklyn	78	79	1	130	311	A	New Hampshire	79	62	0	131				
																				311	H	New Hampshire	65	56	0	221					
																				311	H	New Hampshire	71	60	0	303					
																				320	H	Binghamton	97	65	0	113					
																				320	A	Binghamton	67	57	0	224					
																				321	H	Sacred Heart	86	72	1	211					
																				335	A	Maine	86	68	0	118					
																				335	H	Maine	67	63	0	215					
																				341	H	Bryant	73	78	1	124					

H
a
r
t
f
o
r
d

Non-Div I Games: Gordon 80 63

DIV. I ONLY		15- 16	183	171	124	199									
DIV. I NON-CONF.		6- 7	186	212	292	248									
Quadrant 1		Quadrant 2		Quadrant 3		Quadrant 4	TOTALS								
OVERALL	0-4	0-0		7-9		8-3	15- 16								
HOME	0-1	0-0		3-5		7-1	10- 7								
AWAY	0-3	0-0		4-2		1-2	5- 7								
NEUTRAL	0-0	0-0		0-2		0-0	0- 2								
NON-CONFERENCE	0-2	0-0		0-5		6-0	6- 7								
Q1: (H:1-30)(N:1-50)(A:1-75)		Q2: (H:31-75)(N:51-100)(A:(76-135)		Q3: (H:76-160)(N:101-200)(A:136-240)		Q4: (H:161+)(N:201+)(A:241+)									
0-4 overall, 0-2 non_conference		0-0 overall, 0-0 non_conference		7-9 overall, 0-5 non_conference		8-3 overall, 6-0 non_conference									
RPI	S	Opponent	Score	RPI	S	Opponent	Score	RPI	S	Opponent	Score	RPI	S	Opponent	Score
8	A	Auburn	63 79 1203					79	H	Penn St.	54 72 1217	184	H	Richmond	79 93 0303
16	A	Rhode Island	64 83 1230					84	H	Davidson	59 86 0107	191	H	George Washington	72 65 0210
22	H	St. Bonaventure	69 85 0131					95	H	William & Mary	70 77 1206	231	H	Massachusetts	78 76 0224
39	A	Louisville	61 72 1112					102	N	Fresno St.	73 79 1122	248	A	Duquesne	89 95 0120
								136	H	Dayton	85 67 0214	272	A	James Madison	76 72 1129
								138	H	VCU	76 84 0127	289	A	Fordham	66 67 0207
								138	A	VCU	81 80 0228	307	H	N.C. Central	77 65 1209
								141	H	Ga. Southern	51 74 1212	313	H	Lafayette	67 65 1110
								148	H	Saint Louis	86 81 0113	320	H	Binghamton	69 57 1116
								149	H	Saint Joseph's	81 79 0110	323	H	Morgan St.	86 79 1222
								149	A	Saint Joseph's	79 76 0221	340	H	CSUN	78 73 1118
								184	A	Richmond	79 75 0203				
								191	A	George Washington	68 80 0117				
								194	N	Louisiana Tech	64 77 1121				
								202	A	La Salle	62 69 0217				
								231	A	Massachusetts	80 72 0103				

Non-Div I Games:

Navy

DIV. I ONLY	19- 12	100	322	319	200
DIV. I NON-CONF.	8- 4	95	300	329	151
Quadrant 1		Quadrant 2	Quadrant 3		Quadrant 4
OVERALL	0-1	0-2	2-4		17-5
HOME	0-0	0-0	0-2		8-4
AWAY	0-1	0-2	2-2		7-1
NEUTRAL	0-0	0-0	0-0		2-0
NON-CONFERENCE	0-1	0-1	0-2		8-0
Q1: (H:1-30)(N:1-50)(A:1-75) 0-1 overall, 0-1 non_conference		Q2: (H:31-75)(N:51-100)(A:76-135) 0-2 overall, 0-1 non_conference	Q3: (H:76-160)(N:101-200)(A:136-240) 2-4 overall, 0-2 non_conference	Q4: (H:161+)(N:201+)(A:241+) 17-5 overall, 8-0 non_conference	
RPI S Opponent Score	RPI S Opponent Score	RPI S Opponent Score	RPI S Opponent Score	RPI S Opponent Score	RPI S Opponent Score
26 A Miami (FL) 55 89 1112	82 A Bucknell 61 85 0221	82 H Bucknell 67 87 0124	192 H Colgate 64 69 0204	211 H Boston U. 68 75 0120	215 H Pittsburgh 71 62 1110
	123 A Penn 45 66 1115	103 H Lipscomb 64 73 1221	170 A FGCU 54 70 1125	217 H Lehigh 78 66 0102	227 N Denver 79 71 1126
		192 A Colgate 62 70 0108	211 A Boston U. 62 48 0217	236 H Delaware 82 76 1201	265 H Holy Cross 61 56 0111
		217 A Lehigh 77 75 0127		265 A Holy Cross 69 34 0207	265 H Holy Cross 65 81 0301
				277 N St. Francis Brooklyn 85 76 1124	281 H Army West Point 62 64 0114
				281 A Army West Point 68 59 0210	313 A Lafayette 75 72 0117
				313 H Lafayette 71 69 0214	316 A Columbia 73 68 1210
				323 H Morgan St. 66 59 1203	324 A Loyola Maryland 63 72 1229
				324 H Loyola Maryland 62 56 0224	336 H American 70 64 0105
				336 A American 61 44 0131	341 A Bryant 79 71 1118
				343 A Coppin St. 70 53 1206	

Navy

Non-Div I Games: Washington Col 110 45

DIV. I ONLY		11- 20	270	85	190	201
DIV. I NON-CONF.		4- 8	241	9	114	120
Quadrant 1		Quadrant 2		Quadrant 3		Quadrant 4
OVERALL	0-4	2-3		4-8		5-5
HOME	0-0	1-0		2-4		3-2
AWAY	0-3	1-3		2-4		1-2
NEUTRAL	0-1	0-0		0-0		1-1
NON-CONFERENCE	0-3	0-2		4-3		0-0
Q1: (H:1-30)(N:1-50)(A:1-75) 0-4 overall, 0-3 non_conference		Q2: (H:31-75)(N:51-100)(A:76-135) 2-3 overall, 0-2 non_conference		Q3: (H:76-160)(N:101-200)(A:136-240) 4-8 overall, 4-3 non_conference		Q4: (H:161+)(N:201+)(A:241+) 5-5 overall, 0-0 non_conference
RPI S Opponent Score	RPI S Opponent Score		RPI S Opponent Score		RPI S Opponent Score	
1 A Virginia 53 73 1119	70 H Rider 91 77 0222		82 H Bucknell 79 78 1110		165 H Niagara 91 96 0204	
17 N Kentucky 76 93 1209	105 A Iona 72 50 0208		105 H Iona 73 76 0119		180 H Fairfield 78 79 0202	
28 A Seton Hall 65 75 1112	107 A UConn 81 84 1202		117 H Hofstra 84 85 1206		228 H Manhattan 77 66 0105	
70 A Rider 85 92 0129	121 A Canisius 79 94 0114		121 H Canisius 60 78 0216		253 A Saint Peter's 64 77 1231	
	127 A UNC Asheville 51 62 1122		123 H Penn 96 *** 1125		253 H Saint Peter's 73 57 0213	
			142 H Albany (NY) 81 73 1127		253 N Saint Peter's 58 60 0301	
			165 A Niagara 77 78 0112		278 A Quinnipiac 76 78 1228	
			180 A Fairfield 66 69 0224		298 H Siena 67 56 0125	
			185 A Yale 85 64 1222		298 A Siena 93 89 0218	
			217 A Lehigh 80 72 1114		327 N Marist 91 78 0127	
			224 A Princeton 58 69 1212			
			228 A Manhattan 76 93 0210			

Non-Div I Games:

La Salle

■ Loss, ■ Non-Conf, S Site, H Home, A Away, N Neutral

Ch

■ Loss,
 ■ Non-Conf,
 ■ S Site,
 ■ H Home,
 ■ A Away,
 ■ N Neutral

DIV. I ONLY				12- 18				242				141				159				205											
DIV. I NON-CONF.				6- 5				151				74				284				69											
Quadrant 1				Quadrant 2				Quadrant 3				Quadrant 4				TOTALS															
OVERALL				0-4				2-4				5-4				5-6				12- 18											
HOME				0-0				1-1				2-2				4-2				7- 5											
AWAY				0-4				1-3				3-2				0-3				4- 12											
NEUTRAL				0-0				0-0				0-0				1-1				1- 1											
NON-CONFERENCE				0-2				0-2				3-1				3-0				6- 5											
Q1: (H:1-30)(N:1-50)(A:1-75)								Q2: (H:31-75)(N:51-100)(A:76-135)								Q3: (H:76-160)(N:101-200)(A:136-240)								Q4: (H:161+)(N:201+)(A:241+)							
0-4 overall, 0-2 non_conference								2-4 overall, 0-2 non_conference								5-4 overall, 3-1 non_conference								5-6 overall, 3-0 non_conference							
RPI	S	Opponent	Score		RPI	S	Opponent	Score		RPI	S	Opponent	Score		RPI	S	Opponent	Score													
4	A	Duke	68	97	1110	58	H	Northeastern	59	81	0224	95	H	William & Mary	73	80	0120	236	H	Delaware	89	76	0203								
58	A	Northeastern	60	72	0105	61	H	Col. of Charleston	63	58	0113	117	H	Hofstra	48	67	0208	236	N	Delaware	79	86	0303								
61	A	Col. of Charleston	58	79	0222	95	A	William & Mary	92	99	0201	125	H	Radford	77	74	1122	245	H	Drexel	90	75	1230								
67	A	UNCG	44	75	1207	98	A	Furman	67	76	1114	151	H	Towson	75	72	0102	245	A	Drexel	79	83	0125								
						117	A	Hofstra	89	76	0107	151	A	Towson	83	76	0127	250	H	UNCW	78	80	0111								
						121	A	Canisius	51	67	1219	183	A	Indiana St.	73	68	1222	250	A	UNCW	63	87	0215								
												211	A	Boston U.	77	69	1217	253	H	Saint Peter's	71	65	1202								
												232	A	Milwaukee	71	72	1119	272	A	James Madison	74	85	0118								
												236	A	Delaware	57	72	0217	272	H	James Madison	84	90	0226								
																		274	H	South Fla.	79	78	1130								
																		293	N	FIU	95	87	1117								

Non-Div I Games: William Peace 96 53 Concordia-St Paul 84 62

DIV. I ONLY		15- 12	140	212	211	206									
DIV. I NON-CONF.		7- 4	110	88	199	158									
<hr/>															
Quadrant 1		Quadrant 2		Quadrant 3		Quadrant 4									
OVERALL	0-3	2-2		4-2		9-5									
HOME	0-2	1-0		3-1		7-4									
AWAY	0-1	1-2		1-1		2-1									
NEUTRAL	0-0	0-0		0-0		0-0									
NON-CONFERENCE	0-3	1-0		1-0		5-1									
Q1: (H:1-30)(N:1-50)(A:1-75)		Q2: (H:31-75)(N:51-100)(A:76-135)		Q3: (H:76-160)(N:101-200)(A:136-240)		Q4: (H:161+)(N:201+)(A:241+)									
0-3 overall, 0-3 non_conference		2-2 overall, 1-0 non_conference		4-2 overall, 1-0 non_conference		9-5 overall, 5-1 non_conference									
RPI	S	Opponent	Score	RPI	S	Opponent	Score	RPI	S	Opponent	Score				
14	H	Nevada	54 67 1124	73	H	Utah Valley	70 69 1217	84	H	Davidson	79 71 1223	163	H	Cal St. Fullerton	66 69 0127
26	H	Miami (FL)	57 75 1222	97	A	UC Davis	59 70 0301	97	H	UC Davis	77 72 0120	189	H	Long Beach St.	74 63 0222
49	A	Utah	60 80 1202	113	A	UC Santa Barbara	82 84 0201	113	H	UC Santa Barbara	77 76 0113	195	H	Troy	72 67 1113
				131	A	UC Irvine	62 61 0215	131	H	UC Irvine	57 66 0224	220	H	North Dakota	81 78 1112
								163	A	Cal St. Fullerton	68 60 0303	224	H	Princeton	63 77 1225
								189	A	Long Beach St.	81 89 0104	237	H	Prairie View	72 60 1206
												299	H	UC Riverside	60 64 0207
												299	A	UC Riverside	74 69 0217
												305	H	Cal Poly	57 45 0110
												305	A	Cal Poly	64 78 0203
												310	H	Ark.-Pine Bluff	82 70 1110
												339	H	Howard	84 59 1229
												340	A	CSUN	65 46 0106
												340	H	CSUN	71 77 0210

Non-Div I Games:	Adams St	87	77	Hawaii Hilo	82	64
------------------	----------	----	----	-------------	----	----

RPI	S	Opponent	Score		RPI	S	Opponent	Score		RPI	S	Opponent	Score		RPI	S	Opponent	Score						
15	A	Michigan St.	71	93	1119	53	H	Vermont	60	69	0224	82	H	Bucknell	76	85	1126	178	H	Saint Francis (PA)	85	83	1202	
41	A	Providence	60	62	1217	74	N	Maryland	61	76	1110	117	H	Hofstra	81	84	1212	198	H	Hartford	64	73	0203	
53	A	Vermont	62	73	0113	106	A	Ball St.	76	87	1117	132	H	UMBC	63	67	0131	261	H	Norfolk St.	68	74	1230	
53	A	Vermont	51	70	0306	107	A	UConn	64	72	1114	142	A	Albany (NY)	65	78	0110	290	A	UMass Lowell	79	82	0124	
						132	A	UMBC	64	57	0221	142	H	Albany (NY)	50	57	0127	290	H	UMass Lowell	81	68	0208	
												142	A	Albany (NY)	69	60	0303	296	H	Brown	77	64	1122	
												198	A	Hartford	63	61	0106	311	A	New Hampshire	51	53	0121	
												203	A	Rutgers	75	73	1222	311	H	New Hampshire	72	63	0218	
												233	A	LIU Brooklyn	71	75	1204	316	A	Columbia	76	66	1207	
																			320	H	Binghamton	77	66	0118
																			320	A	Binghamton	57	69	0215
																			335	H	Maine	71	70	0103
																			335	A	Maine	64	61	0211

Non-Div I Games: Shawnee St	101	58
-----------------------------	-----	----

DIV. I ONLY

DIV. I NON-CONF.

12- 17

6- 7

234

186

174

177

208

201

210

164

Quadrant 1

OVERALL 0-5

HOME 0-0

AWAY 0-4

NEUTRAL 0-1

NON-CONFERENCE 0-3

Quadrant 2

2-3

0-1

2-2

0-0

1-2

Quadrant 3

1-4

0-2

1-2

0-0

1-1

Quadrant 4

9-5

5-3

2-2

2-0

4-1

TOTALS

12- 17

5- 6

5- 10

2- 1

6- 7

Q1: (H:1-30)(N:1-50)(A:1-75)

0-5 overall, 0-3 non_conference

Q2: (H:31-75)(N:51-100)(A:76-135)

2-3 overall, 1-2 non_conference

Q3: (H:76-160)(N:101-200)(A:136-240)

1-4 overall, 1-1 non_conference

Q4: (H:161+)(N:201+)(A:241+)

9-5 overall, 4-1 non_conference

RPI

S

Opponent

Score

18

A

Arizona

53 83 1218

35

A

Southern California

65 75 1113

40

A

South Dakota St.

63 82 0201

40

N

South Dakota St.

57 78 0305

72

A

Mississippi St.

59 83 1130

RPI

S

Opponent

Score

40

H

South Dakota St.

80 87 0103

92

A

South Dakota

84 79 0106

113

A

UC Santa Barbara

66 85 1111

124

A

SFA

50 54 1128

134

A

Missouri St.

57 54 1117

RPI

S

Opponent

Score

92

H

South Dakota

72 76 0203

134

H

Missouri St.

58 71 1204

209

A

Fort Wayne

88 92 0120

220

A

North Dakota

88 79 1209

227

A

Denver

63 66 0210

RPI

S

Opponent

Score

209

H

Fort Wayne

72 84 0217

209

N

Fort Wayne

86 82 0304

220

H

North Dakota

77 86 0116

227

H

Denver

61 67 0111

250

N

UNCW

100 63 1221

255

H

Oral Roberts

82 64 0113

255

A

Oral Roberts

66 67 0208

282

H

Omaha

73 58 0125

282

A

Omaha

84 62 0224

291

A

UTEP

63 51 1222

301

H

Western III.

80 69 0127

301

A

Western III.

74 82 0222

326

H

Stetson

94 58 1125

332

H

Florida A&M

80 66 1122

Non-Div I Games:	Valley City St	101 58	Jamestown	99 50	Mauville St	87 53
------------------	----------------	--------	-----------	-------	-------------	-------

Boston U.

DIV. I ONLY		14- 16	193	228	311	211
DIV. I NON-CONF.		3- 7	258	223	268	244
Quadrant 1		Quadrant 2		Quadrant 3		Quadrant 4
OVERALL	0-1	1-4		2-4		11-7
HOME	0-0	0-1		0-2		5-4
AWAY	0-1	1-3		2-2		6-3
NEUTRAL	0-0	0-0		0-0		0-0
NON-CONFERENCE	0-1	0-3		0-1		3-2
Q1: (H:1-30)(N:1-50)(A:1-75) 0-1 overall, 0-1 non_conference		Q2: (H:31-75)(N:51-100)(A:76-135) 1-4 overall, 0-3 non_conference		Q3: (H:76-160)(N:101-200)(A:136-240) 2-4 overall, 0-1 non_conference		Q4: (H:161+)(N:201+)(A:241+) 11-7 overall, 3-2 non_conference
RPI S Opponent Score	RPI S Opponent Score		RPI S Opponent Score		RPI S Opponent Score	
26 A Miami (FL) 54 69 1205	58 H Northeastern 59 65 1110		82 H Bucknell 79 91 0128		192 H Colgate 72 58 0111	
	82 A Bucknell 84 79 0102		142 H Albany (NY) 74 88 1113		200 H Navy 48 62 0217	
	82 A Bucknell 59 90 0304		192 A Colgate 60 74 0207		205 H Elon 69 77 1217	
	107 A UConn 66 85 1119		200 A Navy 75 68 0120		217 H Lehigh 92 81 0108	
	118 A Harvard 63 74 1221		217 A Lehigh 75 80 0203		265 A Holy Cross 54 40 0114	
			217 A Lehigh 88 82 0301		265 H Holy Cross 62 73 0210	
					281 H Army West Point 90 82 1229	
					281 A Army West Point 61 59 0224	
					286 A Bethune-Cookman 90 87 1208	
					290 A UMass Lowell 82 87 1213	
					311 A New Hampshire 70 69 1129	
					313 A Lafayette 75 72 0124	
					313 H Lafayette 81 65 0221	
					324 A Loyola Maryland 65 68 0105	
					324 H Loyola Maryland 64 55 0131	
					335 A Maine 78 69 1122	
					336 H American 58 69 0117	
					336 A American 56 60 0214	

Boston U.

Non-Div I Games: Wheaton (MA) 83 48

DIV. I ONLY	17- 14	144	269	323	213
DIV. I NON-CONF.	6- 4	126	237	339	213
Quadrant 1		Quadrant 2	Quadrant 3	Quadrant 4	TOTALS
OVERALL	0-1	2-3	3-2	12-8	17- 14
HOME	0-1	0-1	0-2	8-3	8- 7
AWAY	0-0	2-2	3-0	2-4	7- 6
NEUTRAL	0-0	0-0	0-0	2-1	2- 1
NON-CONFERENCE	0-1	0-1	2-0	4-2	6- 4
Q1: (H:1-30)(N:1-50)(A:1-75) 0-1 overall, 0-1 non_conference		Q2: (H:31-75)(N:51-100)(A:76-135) 2-3 overall, 0-1 non_conference	Q3: (H:76-160)(N:101-200)(A:136-240) 3-2 overall, 2-0 non_conference	Q4: (H:161+)(N:201+)(A:241+) 12-8 overall, 4-2 non_conference	
RPI S Opponent Score	RPI S Opponent Score	RPI S Opponent Score	RPI S Opponent Score	RPI S Opponent Score	
19 H Houston 66 68 1118	67 H UNCG 75 76 1202	125 H Radford 50 63 0222	172 H Winthrop 77 61 0201		
	125 A Radford 57 59 0115	127 H UNC Asheville 68 84 0121	174 H Mercer 48 63 1117		
	125 A Radford 52 55 0304	145 A Georgia St. 77 74 1204	209 N Fort Wayne 64 75 1221		
	127 A UNC Asheville 82 69 0215	160 A Wake Forest 79 66 1114	243 A Gardner-Webb 55 58 1230		
	127 A UNC Asheville 69 64 0302	172 A Winthrop 73 70 0109	243 H Gardner-Webb 77 65 0210		
			263 H Charleston So. 70 53 0102		
			263 A Charleston So. 75 87 0207		
			268 H Campbell 85 94 0123		
			268 A Campbell 69 79 0218		
			268 N Campbell 73 59 0301		
			276 A High Point 60 71 0118		
			276 H High Point 65 45 0224		
			278 H Quinnipiac 84 72 1119		
			319 H Presbyterian 60 48 0106		
			319 A Presbyterian 81 66 0127		
			334 N Alabama St. 87 70 1222		
			337 H Longwood 51 58 0112		
			337 A Longwood 67 55 0203		
			339 H Howard 75 55 1127		
			347 H UMES 71 49 1208		

Non-Div I Games:	Kv Christian	96 40	Toccoa Falls	96 50	Clarks Summit	87 42
------------------	--------------	-------	--------------	-------	---------------	-------

Liberty

Liberty

DIV. I ONLY		13- 14	189	208	282	214
DIV. I NON-CONF.		3- 5	232	131	340	246
Quadrant 1		Quadrant 2		Quadrant 3		Quadrant 4
OVERALL	0-2	0-4		4-2		9-6
HOME	0-0	0-1		2-0		7-3
AWAY	0-2	0-3		2-2		1-3
NEUTRAL	0-0	0-0		0-0		1-0
NON-CONFERENCE	0-1	0-2		1-1		2-1
Q1: (H:1-30)(N:1-50)(A:1-75)		Q2: (H:31-75)(N:51-100)(A:76-135)		Q3: (H:76-160)(N:101-200)(A:136-240)		Q4: (H:161+)(N:201+)(A:241+)
0-2 overall, 0-1 non_conference		0-4 overall, 0-2 non_conference		4-2 overall, 1-1 non_conference		9-6 overall, 2-1 non_conference
RPI	S	Opponent	Score	RPI	S	Opponent
20	A	TCU	73 83 1110	54	H	Louisiana
54	A	Louisiana	48 82 0113	115	A	SMU
				120	A	UT Arlington
				124	A	SFA
				120	H	UT Arlington
				141	A	Ga. Southern
				145	A	Georgia St.
				147	A	Jacksonville St.
				152	H	Southeastern La.
				195	A	Troy
				195	H	Troy
				246	H	Coastal Caro.
				247	A	Texas St.
				247	H	Texas St.
				249	H	Appalachian St.
				251	H	Grambling
				267	H	South Ala.
				267	A	South Ala.
				288	A	Arkansas St.
				288	H	Arkansas St.
				288	N	Arkansas St.
				303	A	Little Rock
				303	H	Little Rock
				330	H	Jackson St.
				342	H	Northwestern St.

Non-Div I Games: Centenary (I A)	74	51	Rust	104	46	Millsaps	97	44
----------------------------------	----	----	------	-----	----	----------	----	----

DIV. I ONLY				8- 24				316				18				70				215											
DIV. I NON-CONF.				8- 5				120				94				336				159											
Quadrant 1				Quadrant 2				Quadrant 3				Quadrant 4				TOTALS															
OVERALL				0-12				0-7				2-5				6-0				8- 24											
HOME				0-3				0-4				2-4				5-0				7- 11											
AWAY				0-9				0-0				0-1				0-0				0- 10											
NEUTRAL				0-0				0-3				0-0				1-0				1- 3											
NON-CONFERENCE				0-0				0-3				2-2				6-0				8- 5											
Q1: (H:1-30)(N:1-50)(A:1-75)								Q2: (H:31-75)(N:51-100)(A:76-135)								Q3: (H:76-160)(N:101-200)(A:136-240)								Q4: (H:161+)(N:201+)(A:241+)							
0-12 overall, 0-0 non_conference								0-7 overall, 0-3 non_conference								2-5 overall, 2-2 non_conference								6-0 overall, 6-0 non_conference							
RPI	S	Opponent	Score		RPI	S	Opponent	Score		RPI	S	Opponent	Score		RPI	S	Opponent	Score													
1	H	Virginia	37	66	0224	31	H	West Virginia	60	69	1209	89	H	Boston College	58	81	0213	217	H	Lehigh	80	68	1125								
4	H	Duke	52	87	0110	39	H	Louisville	60	94	0211	96	H	Montana	78	83	1113	226	H	Mt. St. Mary's	82	78	1205								
4	A	Duke	54	81	0120	44	H	Syracuse	55	60	0127	113	H	UC Santa Barbara	70	62	1115	248	N	Duquesne	76	64	1201								
5	A	North Carolina	65	96	0203	64	H	NC State	68	72	0124	151	H	Towson	63	59	1222	276	H	High Point	71	63	1128								
12	A	Clemson	48	72	0208	65	N	Notre Dame	64	67	0306	156	H	Georgia Tech	54	69	0113	297	H	McNeese	72	51	1216								
26	H	Miami (FL)	53	67	1230	79	N	Penn St.	54	85	1120	160	H	Wake Forest	57	63	0221	351	H	Delaware St.	74	68	1219								
26	A	Miami (FL)	57	69	0131	85	N	Oklahoma St.	67	73	1121	200	A	Navy	62	71	1110														
39	A	Louisville	51	77	0102																										
44	A	Syracuse	45	59	0116																										
51	A	Florida St.	75	88	0218																										
63	A	Virginia Tech	67	81	0106																										
65	A	Notre Dame	56	73	0228																										

Non-Div I Games:

N
o
r
t
h

F
l
o
r
i
d
a

DIV. I ONLY		11- 19	263	160	242	216
DIV. I NON-CONF.		3- 11	292	27	80	181
Quadrant 1		Quadrant 2		Quadrant 3		Quadrant 4
OVERALL	0-6	0-4		2-3		9-6
HOME	0-0	0-0		2-0		5-2
AWAY	0-6	0-4		0-3		4-3
NEUTRAL	0-0	0-0		0-0		0-1
NON-CONFERENCE	0-6	0-3		1-1		2-1
Q1: (H:1-30)(N:1-50)(A:1-75)		Q2: (H:31-75)(N:51-100)(A:76-135)		Q3: (H:76-160)(N:101-200)(A:136-240)		Q4: (H:161+)(N:201+)(A:241+)
0-6 overall, 0-6 non_conference		0-4 overall, 0-3 non_conference		2-3 overall, 1-1 non_conference		9-6 overall, 2-1 non_conference
RPI	S	Opponent	Score	RPI	S	Opponent
13	A	Michigan	66 86 1111	88	A	LSU
15	A	Michigan St.	66 98 1110	103	A	Lipscomb
26	A	Miami (FL)	65 86 1125	106	A	Ball St.
33	A	Missouri	51 85 1216	126	A	Wofford
37	A	Florida	68 108 1116			
72	A	Mississippi St.	81 109 1230			
				RPI	S	Opponent
				103	H	Lipscomb
				109	H	Eastern Mich.
				138	A	VCU
				170	A	FGCU
				170	A	FGCU
				RPI	S	Opponent
				170	H	FGCU
				226	N	Mt. St. Mary's
				270	A	NJIT
				270	H	NJIT
				270	A	NJIT
				280	H	Jacksonville
				280	A	Jacksonville
				293	H	FIU
				300	H	Kennesaw St.
				300	A	Kennesaw St.
				326	A	Stetson
				326	H	Stetson
				332	A	Florida A&M
				344	A	USC Upstate
				344	H	USC Upstate

N
o
r
t
h

F
l
o
r
i
d
a

Non-Div I Games:	Edward Waters	101 77	Trinity Baptist	85 58	Fla. National	104 70
------------------	---------------	--------	-----------------	-------	---------------	--------

DIV. I ONLY				15- 14	163	282	280	217			
DIV. I NON-CONF.				4- 6	223	241	118	230			
Quadrant 1				Quadrant 2		Quadrant 3		Quadrant 4	TOTALS		
OVERALL	0-2		0-1		3-4		12-7		15- 14		
HOME	0-0		0-0		1-0		7-6		8- 6		
AWAY	0-2		0-1		2-4		5-1		7- 8		
NEUTRAL	0-0		0-0		0-0		0-0		0- 0		
NON-CONFERENCE	0-2		0-0		1-2		3-2		4- 6		
Q1: (H:1-30)(N:1-50)(A:1-75) 0-2 overall, 0-2 non_conference				Q2: (H:31-75)(N:51-100)(A:(76-135) 0-1 overall, 0-0 non_conference		Q3: (H:76-160)(N:101-200)(A:136-240) 3-4 overall, 1-2 non_conference		Q4: (H:161+)(N:201+)(A:241+) 12-7 overall, 3-2 non_conference			
RPI	S	Opponent	Score	RPI	S	Opponent	Score	RPI	S	Opponent	Score
1	A	Virginia	54 75 1202	82	A	Bucknell	65 78 0111	82	H	Bucknell	92 89 0205
35	A	Southern California	63 88 1122					178	A	Saint Francis (PA)	70 84 1221
								192	A	Colgate	88 78 0214
								200	A	Navy	66 78 0102
								211	A	Boston U.	81 92 0108
								215	A	Pittsburgh	68 80 1125
								224	A	Princeton	85 76 1129
										</	

Non-Div I Games: Eastern 95 70

DIV. I ONLY				8- 23				312				49				76				218			
DIV. I NON-CONF.				6- 6				173				115				288				198			
Quadrant 1				Quadrant 2				Quadrant 3				Quadrant 4				TOTALS							
OVERALL		0-9		2-7		3-4		3-3		8- 23													
HOME		0-1		0-6		2-2		3-3		5- 12													
AWAY		0-7		2-0		1-1		0-0		3- 8													
NEUTRAL		0-1		0-1		0-1		0-0		0- 3													
NON-CONFERENCE		0-1		1-1		2-2		3-2		6- 6													
Q1: (H:1-30)(N:1-50)(A:1-75) 0-9 overall, 0-1 non_conference				Q2: (H:31-75)(N:51-100)(A:76-135) 2-7 overall, 1-1 non_conference				Q3: (H:76-160)(N:101-200)(A:136-240) 3-4 overall, 2-2 non_conference				Q4: (H:161+)(N:201+)(A:241+) 3-3 overall, 3-2 non_conference											
RPI	S	Opponent	Score	RPI	S	Opponent	Score	RPI	S	Opponent	Score	RPI	S	Opponent	Score								
11	N	Wichita St.	82 92 1120	35	H	Southern California	62 80 0104	80	H	Stanford	73 77 0218	163	H	Cal St. Fullerton	95 89 1216								
18	H	Arizona	58 79 0117	36	H	UCLA	84 107 0106	126	H	Wofford	79 65 1116	176	H	Washington St.	76 78 0222								
18	A	Arizona	54 66 0303	43	H	Saint Mary's (CA)	63 74 1202	138	N	VCU	69 83 1121	225	H	Central Ark.	69 96 1206								
35	A	Southern California	59 77 0128	60	H	Washington	51 68 0224	143	H	Oregon St.	74 70 0203	299	H	UC Riverside	66 74 1110								
36	A	UCLA	57 70 0125	66	H	Arizona St.	73 81 0120	158	H	Portland St.	81 *** 1221	305	H	Cal Poly	85 82 1112								
49	A	Utah	43 77 0210	69	H	Oregon	53 66 0201	175	A	Seattle U	81 59 1219	340	H	CSUN	83 63 1128								
60	A	Washington	56 66 0111	80	A	Stanford	77 74 1230	176	A	Washington St.	53 78 0113												
66	A	Arizona St.	53 84 0301	80	N	Stanford	58 76 0307																
75	A	Colorado	64 68 0207	91	A	San Diego St.	63 62 1209																

Non-Div I Games: Chaminade 72 96

A
k
r
o
n

■ Loss, ■ Non-Conf, S Site, H Home, A Away, N Neutral

P
r
i
n
c
e
t
o
n

DIV. I ONLY				12- 16				224				216				215				224											
DIV. I NON-CONF.				7- 7				173				127				87				133											
Quadrant 1				Quadrant 2				Quadrant 3				Quadrant 4				TOTALS															
OVERALL				1-3				0-3				1-5				10-5				12- 16											
HOME				0-0				0-1				0-2				6-2				6- 5											
AWAY				1-1				0-2				1-3				3-3				5- 9											
NEUTRAL				0-2				0-0				0-0				1-0				1- 2											
NON-CONFERENCE				1-3				0-1				1-2				5-1				7- 7											
Q1: (H:1-30)(N:1-50)(A:1-75) 1-3 overall, 1-3 non_conference								Q2: (H:31-75)(N:51-100)(A:(76-135) 0-3 overall, 0-1 non_conference								Q3: (H:76-160)(N:101-200)(A:136-240) 1-5 overall, 1-2 non_conference								Q4: (H:161+)(N:201+)(A:241+) 10-5 overall, 5-1 non_conference							
RPI	S	Opponent	Score		RPI	S	Opponent	Score		RPI	S	Opponent	Score		RPI	S	Opponent	Score													
26	N	Miami (FL)	52	80	1202	68	H	BYU	56	65	1115	118	H	Harvard	66	72	0223	185	H	Yale	76	73	0202								
29	N	Middle Tenn.	67	69	1222	118	A	Harvard	51	66	0209	123	H	Penn	65	82	0206	201	H	Monmouth	69	58	1212								
35	A	Southern California	103	93	1219	123	A	Penn	70	76	0106	149	A	Saint Joseph's	58	71	1118	217	H	Lehigh	76	85	1129								
45	A	Butler	75	85	1112							185	A	Yale	90	94	0303	223	N	Akron	64	62	1223								
												191	A	George Washington	60	71	1206	241	H	Cornell	91	54	0113								
												206	A	Hawaii	77	63	1225	241	A	Cornell	101	107	0216								
																		256	A	Fairleigh Dickinson	83	76	1126								
																		296	H	Brown	100	102	0203								
																		296	A	Brown	78	63	0302								
																		305	A	Cal Poly	80	60	1216								
																		313	H	Lafayette	60	46	1122								
																		316	H	Columbia	72	56	0112								
																		316	A	Columbia	60	85	0217								
																		333	A	Dartmouth	56	72	0210								
																		333	H	Dartmouth	64	47	0224								

P
r
i
n
c
e
t
o
n

Non-Div I Games: Rowan 86 50

DIV. I ONLY				16- 14				151				334				292				226			
DIV. I NON-CONF.				4- 7				234				344				222				278			

Quadrant 1				Quadrant 2				Quadrant 3				Quadrant 4				TOTALS							
OVERALL		0-2		0-1		3-5		13-6		16- 14													
HOME		0-0		0-0		1-0		8-3		9- 3													
AWAY		0-2		0-1		2-5		4-3		6- 11													
NEUTRAL		0-0		0-0		0-0		1-0		1- 0													
NON-CONFERENCE		0-2		0-0		0-4		4-1		4- 7													
Q1: (H:1-30)(N:1-50)(A:1-75) 0-2 overall, 0-2 non_conference								Q2: (H:31-75)(N:51-100)(A:76-135) 0-1 overall, 0-0 non_conference				Q3: (H:76-160)(N:101-200)(A:136-240) 3-5 overall, 0-4 non_conference				Q4: (H:161+)(N:201+)(A:241+) 13-6 overall, 4-1 non_conference							
RPI	S	Opponent	Score	RPI	S	Opponent	Score	RPI	S	Opponent	Score	RPI	S	Opponent	Score								
55	A	Marquette	59 80 1110	108	A	Wagner	57 76 1229	108	H	Wagner	73 62 0224	178	H	Saint Francis (PA)	59 56 0203								
65	A	Notre Dame	62 88 1113					158	A	Georgetown	68 *** 1115	197	H	Robert Morris	72 53 0222								
								178	A	Saint Francis (PA)	81 80 0113	197	H	Robert Morris	56 60 0228								
								197	A	Robert Morris	67 42 0201	216	N	North Florida	84 81 1118								
								204	A	Ohio	77 96 1124	233	H	LIU Brooklyn	86 80 0125								
								215	A	Pittsburgh	78 82 1205	256	A	Fairleigh Dickinson	72 73 0120								
								217	A	Lehigh	60 75 1209	256	H	Fairleigh Dickinson	79 80 0215								
								233	A	LIU Brooklyn	57 71 1231	264	H	Central Conn. St.	78 51 0106								
												264	A	Central Conn. St.	71 57 0208								
												277	A	St. Francis Brooklyn	73 81 0118								
												277	H	St. Francis Brooklyn	86 72 0127								
												321	H	Sacred Heart	81 75 0111								
												321	A	Sacred Heart	74 69 0217								
												323	H	Morgan St.	63 69 1127								
												324	H	Loyola Maryland	80 75 1202								
												336	A	American	59 56 1218								
												341	H	Bryant	96 80 0104								
												341	A	Bryant	77 79 0210								
												343	A	Coppin St.	66 53 1222								

Non-Div I Games: York (PA)	91	80	Washington Col	89	67
----------------------------	----	----	----------------	----	----

DIV. I ONLY				13- 15				201				238				191				227											
DIV. I NON-CONF.				4- 8				241				294				182				297											

Quadrant 1				Quadrant 2				Quadrant 3				Quadrant 4				TOTALS															
OVERALL		0-2		0-5		3-4		10-4		13- 15																					
HOME		0-0		0-1		2-1		6-2		8- 4																					
AWAY		0-2		0-3		1-2		2-2		3- 9																					
NEUTRAL		0-0		0-1		0-1		2-0		2- 2																					
NON-CONFERENCE		0-1		0-2		1-3		3-2		4- 8																					
Q1: (H:1-30)(N:1-50)(A:1-75) 0-2 overall, 0-1 non_conference								Q2: (H:31-75)(N:51-100)(A:76-135) 0-5 overall, 0-2 non_conference								Q3: (H:76-160)(N:101-200)(A:136-240) 3-4 overall, 1-3 non_conference								Q4: (H:161+)(N:201+)(A:241+) 10-4 overall, 3-2 non_conference							
RPI	S	Opponent	Score	RPI	S	Opponent	Score	RPI	S	Opponent	Score	RPI	S	Opponent	Score																
40	A	South Dakota St.	72 94 0113	40	H	South Dakota St.	77 81 0208	92	H	South Dakota	84 68 0127	209	H	Fort Wayne	63 82 0106																
75	A	Colorado	62 89 1114	80	A	Stanford	62 75 1215	93	H	Wyoming	88 78 1129	210	H	North Dakota St.	66 63 0210																
				92	A	South Dakota	71 82 1230	131	H	UC Irvine	69 83 1112	252	H	Air Force	59 61 1202																
				92	N	South Dakota	58 76 0305	170	A	FGCU	71 79 1124	255	A	Oral Roberts	73 64 0120																
				116	A	Northern Colo.	63 83 1213	200	N	Navy	71 79 1126	255	H	Oral Roberts	66 65 0218																
								209	A	Fort Wayne	63 91 0203	255	N	Oral Roberts	90 88 0304																
								210	A	North Dakota St.	67 61 0111	277	N	St. Francis Brooklyn	60 50 1125																
												279	A	Montana St.	65 79 1218																
												282	A	Omaha	80 86 0118																
												282	H	Omaha	94 78 0214																
												301	H	Western III.	70 58 0125																
												301	A	Western III.	89 52 0224																
												314	H	San Jose St.	58 56 1205																
												344	H	USC Upstate	84 69 1209																

Non-Div I Games: Colorado Mesa	106	60	Johnson & Wales /	91	59
--------------------------------	-----	----	-------------------	----	----

Manhattan

■ Loss, ■ Non-Conf, S Site, H Home, A Away, N Neutral

DIV. I ONLY		15- 13	150	321	330	229
DIV. I NON-CONF.		4- 5	208	188	279	179
<hr/>						
Quadrant 1		Quadrant 2		Quadrant 3		Quadrant 4
OVERALL	1-0	1-2		1-4		12-7
HOME	0-0	0-0		1-2		6-2
AWAY	1-0	1-1		0-2		6-3
NEUTRAL	0-0	0-1		0-0		0-2
NON-CONFERENCE	1-0	0-2		0-0		3-3
Q1: (H:1-30)(N:1-50)(A:1-75)		Q2: (H:31-75)(N:51-100)(A:76-135)		Q3: (H:76-160)(N:101-200)(A:136-240)		Q4: (H:161+)(N:201+)(A:241+)
1-0 overall, 1-0 non_conference		1-2 overall, 0-2 non_conference		1-4 overall, 0-0 non_conference		12-7 overall, 3-3 non_conference
RPI	S	Opponent	Score	RPI	S	Opponent
71	A	Tulsa	74 67 1110	97	N	UC Davis
				100	A	Southern Ill.
				124	A	SFA

Non-Div I Games:	Jarvis Christian	103	66	St Thomas Houst	60	46	Southern-N O	105	67	Howard Payne	112	56
------------------	------------------	-----	----	-----------------	----	----	--------------	-----	----	--------------	-----	----

DIV. I ONLY

DIV. I NON-CONF.

12- 15

0- 8

212

337

277

33

318

102

230

290

Quadrant 1

OVERALL 0-2

HOME 0-0

AWAY 0-2

NEUTRAL 0-0

NON-CONFERENCE 0-2

Quadrant 2

0-4

0-0

0-4

0-0

0-3

Quadrant 3

0-7

0-2

0-5

0-0

0-2

Quadrant 4

12-2

6-1

5-1

1-0

0-1

TOTALS

12- 15

6- 3

5- 12

1- 0

0- 8

Q1: (H:1-30)(N:1-50)(A:1-75)

0-2 overall, 0-2 non_conference

Q2: (H:31-75)(N:51-100)(A:76-135)

0-4 overall, 0-3 non_conference

Q3: (H:76-160)(N:101-200)(A:136-240)

0-7 overall, 0-2 non_conference

Q4: (H:161+)(N:201+)(A:241+)

12-2 overall, 0-1 non_conference

RPI

S

Opponent

Score

19

A

Houston

66 75 1129

54

A

Louisiana

65 87 1216

RPI

S

Opponent

Score

90

A

St. John's (NY)

61 77 1110

114

A

Memphis

52 63 1121

115

A

SMU

66 79 1213

124

A

SFA

68 78 0110

RPI

S

Opponent

Score

140

H

Nicholls St.

64 81 0203

140

A

Nicholls St.

64 78 0224

146

A

UAB

67 74 1220

152

A

Southeastern La.

64 71 0214

152

H

Southeastern La.

64 68 0228

186

A

Oakland

68 87 1113

208

A

Sam Houston St.

54 57 0221

RPI

S

Opponent

Score

225

H

Central Ark.

57 81 0117

229

H

Lamar University

72 62 0103

259

H

Abilene Christian

77 74 1228

267

A

South Ala.

52 55 1126

297

A

McNeese

82 75 0106

297

H

McNeese

90 74 0217

322

H

A&M-Corpus Christi

61 55 0113

322

A

A&M-Corpus Christi

62 53 0210

322

N

A&M-Corpus Christi

83 76 0307

342

A

Northwestern St.

73 67 0124

342

H

Northwestern St.

82 64 0131

345

A

Houston Baptist

64 57 1230

348

H

Incarnate Word

74 70 0120

348

A

Incarnate Word

68 58 0127

Non-Div I Games: Okla Panhandle 107 59 Williams Baptist 87 70 Spring Hill 74 67

Massachusetts

■ Loss, ■ Non-Conf, S Site, H Home, A Away, N Neutral

DIV. I ONLY		15- 16	183	281	274	232
DIV. I NON-CONF.		6- 5	151	233	194	172
Quadrant 1		Quadrant 2		Quadrant 3		Quadrant 4
OVERALL	1-0	2-3		1-4		11-9
HOME	1-0	0-0		1-1		6- 6
AWAY	0-0	2-3		0-2		4-4
NEUTRAL	0-0	0-0		0-1		1-0
NON-CONFERENCE	1-0	1-2		0-0		4-3
Q1: (H:1-30)(N:1-50)(A:1-75) 1-0 overall, 1-0 non_conference		Q2: (H:31-75)(N:51-100)(A:76-135) 2-3 overall, 1-2 non_conference		Q3: (H:76-160)(N:101-200)(A:136-240) 1-4 overall, 0-0 non_conference		Q4: (H:161+)(N:201+)(A:241+) 11-9 overall, 4-3 non_conference
RPI S Opponent Score	RPI S Opponent Score		RPI S Opponent Score		RPI S Opponent Score	
27 H Loyola Chicago 73 56 1216	81 A Belmont 63 82 1213		101 H Wright St. 66 61 0120		173 H Western Mich. 63 66 1222	
	101 A Wright St. 74 73 0210		101 N Wright St. 53 59 0305		186 H Oakland 68 76 1228	
	110 A Wisconsin 49 71 1124		112 H Northern Ky. 64 91 0118		205 H Elon 72 71 1119	
	112 A Northern Ky. 52 54 0208		186 A Oakland 70 72 0224		240 H Ill.-Chicago 56 74 0129	
	135 A Iowa St. 74 56 1113		240 A Ill.-Chicago 73 88 0112		240 N Ill.-Chicago 80 75 0304	
					242 A Northern Ill. 75 62 1129	
					279 H Montana St. 64 68 1202	
					280 A Jacksonville 62 52 1205	
					284 A Cleveland St. 67 63 0106	
					284 H Cleveland St. 70 47 0127	
					293 H FIU 66 51 1118	
					294 A IUPUI 71 72 0110	
					294 H IUPUI 71 76 0216	
					301 A Western Ill. 69 90 1209	
					302 A Green Bay 92 99 0115	
					302 H Green Bay 76 58 0202	
					318 H Detroit Mercy 87 79 1230	
					318 A Detroit Mercy 72 49 0222	
					329 A Youngstown St. 63 72 0104	
					329 H Youngstown St. 66 55 0125	

Non-Div I Games: Concordia-St Paul 55 69 Wis -La Crosse 83 73

M
il
w
a
u
k
e

M
il
w
a
u
k
e

LI
U
B
r
o
o
k
l
y
n

■ Loss, ■ Non-Conf, S Site, H Home, A Away, N Neutral

Colorado State:

■ Loss, ■ Non-Conf, S Site, H Home, A Away, N Neutral

DIV. I ONLY				13- 17				216				230				206				235											
DIV. I NON-CONF.				5- 6				195				169				237				190											
Quadrant 1				Quadrant 2				Quadrant 3				Quadrant 4				TOTALS															
OVERALL 0-3				0-2				3-7				10-5				13- 17															
HOME 0-0				0-1				0-2				8-3				8- 6															
AWAY 0-3				0-1				3-4				2-2				5- 10															
NEUTRAL 0-0				0-0				0-1				0-0				0- 1															
NON-CONFERENCE 0-2				0-1				1-2				4-1				5- 6															
Q1: (H:1-30)(N:1-50)(A:1-75) 0-3 overall, 0-2 non_conference								Q2: (H:31-75)(N:51-100)(A:76-135) 0-2 overall, 0-1 non_conference								Q3: (H:76-160)(N:101-200)(A:136-240) 3-7 overall, 1-2 non_conference								Q4: (H:161+)(N:201+)(A:241+) 10-5 overall, 4-1 non_conference							
RPI	S	Opponent	Score		RPI	S	Opponent	Score		RPI	S	Opponent	Score		RPI	S	Opponent	Score													
29	A	Middle Tenn.	73	79	0210	52	H	Western Ky.	94	102	0215	77	H	Old Dominion	60	63	0106	181	H	UTSA	80	62	0301								
47	A	Oklahoma	72	82	1130	120	A	UT Arlington	60	65	1202	99	H	Marshall	72	74	0217	183	H	Indiana St.	79	76	1208								
57	A	Nebraska	67	86	1113							144	A	San Diego	86	83	1216	221	H	UTRGV	63	75	1120								
												146	A	UAB	67	60	0208	251	H	Grambling	82	77	1127								
												156	A	Georgia Tech	49	63	1124	275	H	Fla. Atlantic	59	53	0125								
												158	A	Georgetown	63	75	1220	275	A	Fla. Atlantic	54	74	0224								
												181	A	UTSA	72	71	1230	286	H	Bethune-Cookman	90	78	1116								
												194	A	Louisiana Tech	65	66	0118	291	A	UTEP	63	62	1228								
												194	N	Louisiana Tech	62	68	0307	291	H	UTEP	66	68	0303								
												222	A	Southern Miss.	78	85	0120	293	H	FIU	69	67	0127								
																		293	A	FIU	68	69	0222								
																		297	H	McNeese	85	47	1209								
																		325	H	Charlotte	68	70	0104								
																		328	A	Rice	85	78	0113								
																		328	H	Rice	74	70	0203								

Non-Div I Games: Fireka	122	65	Rogers St	86	74
-------------------------	-----	----	-----------	----	----

DIV. I ONLY				12- 19				246				191				137				236											
DIV. I NON-CONF.				5- 6				195				239				220				227											
Quadrant 1				Quadrant 2				Quadrant 3				Quadrant 4				TOTALS															
OVERALL				0-3				0-8				1-6				11-2				12- 19											
HOME				0-0				0-4				0-3				6-1				6- 8											
AWAY				0-3				0-3				1-3				3-1				4- 10											
NEUTRAL				0-0				0-1				0-0				2-0				2- 1											
NON-CONFERENCE				0-1				0-3				1-1				4-1				5- 6											
Q1: (H:1-30)(N:1-50)(A:1-75) 0-3 overall, 0-1 non_conference								Q2: (H:31-75)(N:51-100)(A:76-135) 0-8 overall, 0-3 non_conference								Q3: (H:76-160)(N:101-200)(A:136-240) 1-6 overall, 1-1 non_conference								Q4: (H:161+)(N:201+)(A:241+) 11-2 overall, 4-1 non_conference							
RPI	S	Opponent	Score		RPI	S	Opponent	Score		RPI	S	Opponent	Score		RPI	S	Opponent	Score													
58	A	Northeastern	64	76	0120	32	H	Buffalo	72	75	1206	95	H	William & Mary	65	90	0105	185	H	Yale	66	76	1127								
61	A	Col. of Charleston	78	93	0102	58	H	Northeastern	67	70	0208	117	H	Hofstra	59	64	0127	205	H	Elon	72	57	0217								
67	A	UNCG	66	79	1120	58	N	Northeastern	50	74	0304	151	H	Towson	71	75	0201	205	N	Elon	86	79	0303								
						61	H	Col. of Charleston	54	62	0125	151	A	Towson	65	67	0215	212	H	CSU Bakersfield	76	62	1220								
						65	H	Notre Dame	68	92	1209	184	A	Richmond	76	63	1110	241	H	Cornell	97	96	1228								
						95	A	William & Mary	66	83	0210	200	A	Navy	76	82	1201	245	H	Drexel	72	66	0111								
						104	A	Bradley	53	61	1114	205	A	Elon	76	89	0203	245	A	Drexel	83	85	0222								
						117	A	Hofstra	63	90	0118							250	A	UNCW	58	56	1230								
																		250	H	UNCW	96	76	0107								
																		272	A	James Madison	61	60	0113								
																		272	H	James Madison	68	66	0224								
																		337	N	Longwood	65	57	1122								
																		351	A	Delaware St.	68	59	1217								

Non-Div I Games: Wesleyan 93 78

N.C. Wesleyan 88 70

DIV. I ONLY		15- 17	190	318	343	237									
DIV. I NON-CONF.		2- 11	314	17	113	189									
<hr/>															
Quadrant 1		Quadrant 2		Quadrant 3		Quadrant 4									
OVERALL	0-6	0-3		1-3		14-5									
HOME	0-0	0-0		0-0		8- 2									
AWAY	0-6	0-3		0-3		5- 3									
NEUTRAL	0-0	0-0		1-0		1-0									
NON-CONFERENCE	0-6	0-3		1-2		1-0									
Q1: (H:1-30)(N:1-50)(A:1-75)		Q2: (H:31-75)(N:51-100)(A:76-135)		Q3: (H:76-160)(N:101-200)(A:136-240)		Q4: (H:161+)(N:201+)(A:241+)									
0-6 overall, 0-6 non_conference		0-3 overall, 0-3 non_conference		1-3 overall, 1-2 non_conference		14-5 overall, 1-0 non_conference									
RPI	S	Opponent	Score	RPI	S	Opponent	Score	RPI	S	Opponent	Score				
19	A	Houston	72 92 1217	113	A	UC Santa Barbara	66 69 1124	145	N	Georgia St.	71 56 1122	238	H	Texas Southern	96 82 0203
25	A	Texas A&M	53 73 1209	129	A	New Mexico	78 87 1222	204	A	Ohio	65 84 1220	251	A	Grambling	71 80 0113
42	A	New Mexico St.	57 69 1203	130	A	UNLV	63 98 1115	206	A	Hawaii	60 72 1206	251	H	Grambling	85 90 0210
49	A	Utah	62 83 1110					238	A	Texas Southern	94 *** 0106	273	N	Eastern Ky.	80 70 1120
69	A	Oregon	67 100 1113									306	H	Southern U.	78 74 0103
71	A	Tulsa	73 77 1214									306	A	Southern U.	77 69 0303
												310	H	Ark.-Pine Bluff	66 72 0120
												310	A	Ark.-Pine Bluff	76 71 0217
												330	A	Jackson St.	71 79 0115
												330	H	Jackson St.	63 58 0212
												334	A	Alabama St.	86 80 0127
												334	H	Alabama St.	80 74 0224
												346	H	Alcorn	76 64 0101
												346	A	Alcorn	79 69 0301
												346	H	Alcorn	87 71 0306
												349	H	Mississippi Val.	93 77 0122
												349	A	Mississippi Val.	71 76 0219
												350	A	Alabama A&M	88 67 0129
												350	H	Alabama A&M	71 58 0226

Non-Div I Games: Jarvis Christian 110 80

Text as Source of Information

■ Loss, ■ Non-Conf, S Site, H Home, A Away, N Neutral

DIV. I ONLY		15- 14	163	333	316	239
DIV. I NON-CONF.		2- 10	307	91	75	266
<hr/>						
Quadrant 1		Quadrant 2		Quadrant 3		Quadrant 4
OVERALL	0-3	0-3		0-3		15-5
HOME	0-0	0-0		0-0		8- 3
AWAY	0-3	0-2		0-3		5- 2
NEUTRAL	0-0	0-1		0-0		2- 0
NON-CONFERENCE	0-3	0-3		0-2		2- 2
Q1: (H:1-30)(N:1-50)(A:1-75) 0-3 overall, 0-3 non_conference		Q2: (H:31-75)(N:51-100)(A:76-135) 0-3 overall, 0-3 non_conference		Q3: (H:76-160)(N:101-200)(A:136-240) 0-3 overall, 0-2 non_conference		Q4: (H:161+)(N:201+)(A:241+) 15-5 overall, 2-2 non_conference
RPI	S	Opponent	Score	RPI	S	Opponent
1	A	Virginia	48 82 1222	70	N	Rider
3	A	Xavier	60 96 1120	95	A	William & Mary
70	A	Rider	75 90 1110	134	A	Missouri St.
RPI	S	Opponent	Score	RPI	S	Opponent
188	A	Savannah St.	101 *** 0120	221	A	UTRGV
243	H	Gardner-Webb	79 80 1217	244	A	N.C. A&T
246	H	Coastal Caro.	81 85 1206	249	H	Appalachian St.
261	H	Norfolk St.	82 53 1220	261	A	Norfolk St.
261	A	Norfolk St.	74 71 0301	286	H	Bethune-Cookman
307	A	N.C. Central	80 69 0129	307	A	N.C. Central
312	N	Northern Ariz.	86 70 0205	312	N	Northern Ariz.
323	H	Morgan St.	76 66 1123	323	H	Morgan St.
331	A	South Carolina St.	2 0 0224	331	A	South Carolina St.
331	H	South Carolina St.	91 84 0122	331	H	South Carolina St.
332	H	Florida A&M	79 66 0217	332	H	Florida A&M
332	N	Florida A&M	71 75 0127	332	N	Florida A&M
339	A	Howard	75 71 0307	339	A	Howard
343	H	Coppin St.	95 81 0208	343	H	Coppin St.
343	A	Coppin St.	70 59 0131	343	A	Coppin St.
347	A	UMES	82 79 0212	347	A	UMES
351	H	Delaware St.	83 92 0106	351	H	Delaware St.

Non-Div I Games:	Saint Leo	72	56	Bluefield Col	85	68	Mid-Atlantic Chris	117	54
------------------	-----------	----	----	---------------	----	----	--------------------	-----	----

DIV. I ONLY		15- 15	173	307	272	240									
DIV. I NON-CONF.		3- 8	269	286	206	324									
<hr/>															
Quadrant 1		Quadrant 2		Quadrant 3		Quadrant 4									
OVERALL	0-2	0-3		2-4		13-6									
HOME	0-0	0-0		0-3		8-4									
AWAY	0-2	0-3		2-1		5-1									
NEUTRAL	0-0	0-0		0-0		0-1									
NON-CONFERENCE	0-2	0-1		0-2		3-3									
Q1: (H:1-30)(N:1-50)(A:1-75) 0-2 overall, 0-2 non_conference		Q2: (H:31-75)(N:51-100)(A:76-135) 0-3 overall, 0-1 non_conference		Q3: (H:76-160)(N:101-200)(A:136-240) 2-4 overall, 0-2 non_conference		Q4: (H:161+)(N:201+)(A:241+) 13-6 overall, 3-3 non_conference									
RPI	S	Opponent	Score	RPI	S	Opponent	Score	RPI	S	Opponent	Score				
17	A	Kentucky	73 107 1126	86	A	Illinois St.	70 71 1219	101	H	Wright St.	81 88 0225	179	H	DePaul	55 65 1209
27	A	Loyola Chicago	61 85 1202	101	A	Wright St.	61 65 1228	112	H	Northern Ky.	72 79 0223	186	H	Oakland	68 78 0115
				112	A	Northern Ky.	51 86 1230	149	H	Saint Joseph's	82 86 1113	209	H	Fort Wayne	51 67 1118
								186	A	Oakland	79 73 0202	232	H	Milwaukee	88 73 0112
								195	A	Troy	66 87 1129	232	N	Milwaukee	75 80 0304
								232	A	Milwaukee	74 56 0129	242	A	Northern Ill.	63 69 1221
												284	A	Cleveland St.	87 80 0120
												284	H	Cleveland St.	78 86 0210
												294	A	IUPUI	70 65 0104
												294	H	IUPUI	71 62 0127
												302	H	Green Bay	84 73 0110
												302	A	Green Bay	83 75 0216
												307	H	N.C. Central	65 55 1110
												318	A	Detroit Mercy	78 69 0204
												318	H	Detroit Mercy	94 87 0219
												329	A	Youngstown St.	92 78 0118
												329	H	Youngstown St.	100 75 0208
												333	H	Dartmouth	76 60 1215
												351	H	Delaware St.	95 55 1116

Non-Div I Games: Wis -Parkside	76	48	Trinity Christian	84	45
--------------------------------	----	----	-------------------	----	----

DIV. I ONLY				11- 15	230	243	278	241
DIV. I NON-CONF.				5- 7	214	184	244	191
-----				-----				
Quadrant 1				Quadrant 2		Quadrant 3		Quadrant 4
TOTALS								
OVERALL				0-3		1-6		10-4
HOME				0-0		1-2		6-2
AWAY				0-3		0-4		4-2
NEUTRAL				0-0		0-0		0-0
NON-CONFERENCE				0-3		1-2		4-2
TOTALS				11- 15		7- 4		4- 11
								0- 0
								5- 7
Q1: (H:1-30)(N:1-50)(A:1-75)				Q2: (H:31-75)(N:51-100)(A:76-135)		Q3: (H:76-160)(N:101-200)(A:136-240)		Q4: (H:161+)(N:201+)(A:241+)
0-3 overall, 0-3 non_conference				0-2 overall, 0-0 non_conference		1-6 overall, 1-2 non_conference		10-4 overall, 4-2 non_conference
RPI	S	Opponent	Score	RPI	S	Opponent	Score	RPI
8	A	Auburn	77 98 1230	118	A	Harvard	88 98 0302	165
44	A	Syracuse	45 77 1110	123	A	Penn	61 69 0112	185
58	A	Northeastern	66 84 1202					224
								248
								290
								296
								296
								313
								316
								316
								320
								333
								333
								337

Non-Div I Games: Central Penn 93 69

DIV. I ONLY		11- 19	263	146	149	242
DIV. I NON-CONF.		5- 6	195	312	278	260
Quadrant 1		Quadrant 2		Quadrant 3		Quadrant 4
OVERALL	0-2	1-4		2-10		8-3
HOME	0-0	1-0		2-2		6-2
AWAY	0-2	0-4		0-7		1-0
NEUTRAL	0-0	0-0		0-1		1-1
NON-CONFERENCE	0-1	0-1		0-2		5-2
Q1: (H:1-30)(N:1-50)(A:1-75) 0-2 overall, 0-1 non_conference		Q2: (H:31-75)(N:51-100)(A:76-135) 1-4 overall, 0-1 non_conference		Q3: (H:76-160)(N:101-200)(A:136-240) 2-10 overall, 0-2 non_conference		Q4: (H:161+)(N:201+)(A:241+) 8-3 overall, 5-2 non_conference
RPI S Opponent Score	RPI S Opponent Score		RPI S Opponent Score		RPI S Opponent Score	
32 A Buffalo 67 95 0116	32 H Buffalo 90 88 0210		87 H Toledo 67 97 0227		164 H Kent St. 75 61 0102	
55 A Marquette 70 79 1218	87 A Toledo 77 82 0206		106 H Ball St. 66 65 0302		167 H Central Mich. 72 80 0213	
	106 A Ball St. 68 77 0220		109 H Eastern Mich. 72 66 0113		173 H Western Mich. 75 67 0217	
	109 A Eastern Mich. 53 82 0224		123 N Penn 80 93 1120		196 H Bowling Green 93 62 0123	
	135 A Iowa St. 80 94 1204		154 H Miami (OH) 65 81 0203		228 N Manhattan 70 68 1122	
			155 A Iowa 75 98 1229		232 H Milwaukee 62 75 1129	
			164 A Kent St. 59 61 0305		240 H Ill.-Chicago 69 63 1221	
			167 A Central Mich. 67 81 0130		264 H Central Conn. St. 61 55 1209	
			173 A Western Mich. 72 79 0127		275 N Fla. Atlantic 67 77 1121	
			196 A Bowling Green 57 66 0109		302 H Green Bay 85 65 1114	
			204 A Ohio 68 78 0106		338 A Chicago St. 95 77 1202	
			223 A Akron 67 82 0120			

Non-Div I Games: Rockford 105 53 St Francis (Ill) 70 60

DIV. I ONLY		11- 18	251	194	271	243
DIV. I NON-CONF.		2- 8	296	68	92	228
Quadrant 1		Quadrant 2		Quadrant 3		Quadrant 4
OVERALL	0-4	0-4		3-4		8-6
HOME	0-0	0-0		2-0		6-2
AWAY	0-4	0-4		1-2		2-3
NEUTRAL	0-0	0-0		0-2		0-1
NON-CONFERENCE	0-4	0-2		1-1		1-1
Q1: (H:1-30)(N:1-50)(A:1-75)		Q2: (H:31-75)(N:51-100)(A:76-135)		Q3: (H:76-160)(N:101-200)(A:136-240)		Q4: (H:161+)(N:201+)(A:241+)
0-4 overall, 0-4 non_conference		0-4 overall, 0-2 non_conference		3-4 overall, 1-1 non_conference		8-6 overall, 1-1 non_conference
RPI S Opponent Score	RPI S Opponent Score		RPI S Opponent Score		RPI S Opponent Score	
8 A Auburn 55 80 1206	78 A UCF 65 68 1115		125 H Radford 59 54 0112		172 H Winthrop 71 90 0215	
26 A Miami (FL) 45 77 1110	101 A Wright St. 47 67 1124		127 H UNC Asheville 72 61 0224		213 H Liberty 58 55 1230	
37 A Florida 74 116 1113	125 A Radford 66 70 0201		172 A Winthrop 67 90 0115		263 A Charleston So. 68 83 0121	
74 A Maryland 60 82 1209	127 A UNC Asheville 60 65 0124		172 N Winthrop 68 72 0301		263 H Charleston So. 63 61 0203	
			180 N Fairfield 64 75 1125		268 A Campbell 82 80 0103	
			213 A Liberty 65 77 0210		268 H Campbell 70 78 0207	
			239 A Hampton 80 79 1217		276 H High Point 62 45 0109	
					276 A High Point 65 66 0218	
					280 N Jacksonville 99 106 1126	
					319 H Presbyterian 61 53 0118	
					319 A Presbyterian 78 63 0222	
					337 A Longwood 73 79 0106	
					337 H Longwood 60 57 0127	
					344 H USC Upstate 87 66 1202	

Non-Div I Games: Warren Wilson 119 81 Toccoa Falls 102 41 Brevard 93 70

DIV. I ONLY		17- 13	135	348	342	244					
DIV. I NON-CONF.		5- 8	230	208	269	199					
Quadrant 1		Quadrant 2		Quadrant 3		Quadrant 4		TOTALS			
OVERALL	0-2	0-1		0-3		17-7		17- 13			
HOME	0-0	0-0		0-0		10-0		10- 0			
AWAY	0-2	0-1		0-2		5-7		5- 12			
NEUTRAL	0-0	0-0		0-1		2-0		2- 1			
NON-CONFERENCE	0-2	0-1		0-2		5-3		5- 8			
Q1: (H:1-30)(N:1-50)(A:1-75) 0-2 overall, 0-2 non_conference		Q2: (H:31-75)(N:51-100)(A:76-135) 0-1 overall, 0-1 non_conference		Q3: (H:76-160)(N:101-200)(A:136-240) 0-3 overall, 0-2 non_conference		Q4: (H:161+)(N:201+)(A:241+) 17-7 overall, 5-3 non_conference					
RPI	S	Opponent	Score	RPI	S	Opponent	Score	RPI	S	Opponent	Score
12	A	Clemson	63 87 1112	100	A	Southern Ill.	64 102 1219	125	N	Radford	60 66 1222
63	A	Virginia Tech	59 76 1228					158	A	Georgetown	74 83 1209
								188	A	Savannah St.	106 *** 0212
								193	H	Tennessee St.	64 54 1215
								229	N	Lamar University	74 70 1223
								239	H	Hampton	92 84 0203
								248	A	Duquesne	58 74 1217
								261	H	Norfolk St.	71 68 0118
								264	A	Central Conn. St.	59 72 1130
								271	A	East Carolina	87 81 1126
								280	A	Jacksonville	90 82 1118
								283	H	The Citadel	92 73 1115
								286	A	Bethune-Cookman	86 80 0226
								307	H	N.C. Central	70 64 0127
								307	A	N.C. Central	59 70 0301
								319	A	Presbyterian	70 73 1202
								323	H	Morgan St.	69 67 0113
								331	A	South Carolina St.	85 90 0210
								332	A	Florida A&M	77 83 0224
								339	A	Howard	88 90 0122
								339	H	Howard	83 69 0217
								343	H	Coppin St.	60 47 0115
								347	A	UMES	66 64 0120
								347	H	UMES	78 69 0219
								351	A	Delaware St.	76 66 0108
								351	H	Delaware St.	54 51 0205
								351	N	Delaware St.	62 61 0305

Non-Div I Games: Mid-Atlantic Chris 115 76 Greensboro 104 80

N.
C.
A
&
T

N.
C.
A
&
T

DIV. I ONLY		12- 20	260	184	152	245									
DIV. I NON-CONF.		5- 7	214	218	226	233									
Quadrant 1		Quadrant 2		Quadrant 3		Quadrant 4									
OVERALL	1-3	4-2		1-9		6-6									
HOME	0-0	3-0		0-3		5-2									
AWAY	0-3	1-1		1-4		0-4									
NEUTRAL	1-0	0-1		0-2		1-0									
NON-CONFERENCE	1-1	1-0		1-3		2-3									
Q1: (H:1-30)(N:1-50)(A:1-75)		Q2: (H:31-75)(N:51-100)(A:76-135)		Q3: (H:76-160)(N:101-200)(A:136-240)		Q4: (H:161+)(N:201+)(A:241+)									
1-3 overall, 1-1 non_conference		4-2 overall, 1-0 non_conference		1-9 overall, 1-3 non_conference		6-6 overall, 2-3 non_conference									
RPI	S	Opponent	Score	RPI	S	Opponent	Score	RPI	S	Opponent	Score				
19	N	Houston	84 80 1117	58	H	Northeastern	68 67 0127	95	H	William & Mary	63 85 0107	196	H	Bowling Green	69 78 1110
50	A	Temple	60 63 1216	61	H	Col. of Charleston	87 82 0105	117	H	Hofstra	86 91 0113	205	H	Elon	83 79 0125
58	A	Northeastern	69 75 0215	61	N	Col. of Charleston	59 66 0304	151	A	Towson	68 90 0118	236	H	Delaware	85 83 0222
61	A	Col. of Charleston	67 89 0210	70	H	Rider	89 77 1202	151	H	Towson	92 94 0208	250	A	UNCW	87 107 0102
				95	A	William & Mary	91 79 0203	168	N	Drake	88 90 1119	250	H	UNCW	82 83 0224
				117	A	Hofstra	76 88 0217	174	N	Mercer	59 78 1118	270	A	NJIT	53 65 1125
								197	A	Robert Morris	60 74 1210	272	A	James Madison	73 75 0120
								202	A	La Salle	72 70 1207	272	H	James Madison	76 74 0201
								205	A	Elon	75 90 1230	272	N	James Madison	70 62 0303
								236	A	Delaware	66 72 0111	278	H	Quinnipiac	72 71 1218
												313	H	Lafayette	68 67 1129
												324	A	Loyola Maryland	62 66 1221

Non-Div I Games: Arcadia 95 81

DIV. I ONLY

DIV. I NON-CONF.

11- 18

3- 7

251

258

181

49

260

281

246

207

Quadrant 1

OVERALL 0-1

HOME 0-0

AWAY 0-1

NEUTRAL 0-0

NON-CONFERENCE 0-0

Quadrant 2

0-4

0-1

0-2

0-1

0-3

Quadrant 3

5-6

1-4

2-2

2-0

3-3

Quadrant 4

6-7

3-4

3-2

0-1

0-1

TOTALS

11- 18

4- 9

5- 7

2- 2

3- 7

Q1: (H:1-30)(N:1-50)(A:1-75)

0-1 overall, 0-0 non_conference

Q2: (H:31-75)(N:51-100)(A:76-135)

0-4 overall, 0-3 non_conference

Q3: (H:76-160)(N:101-200)(A:136-240)

5-6 overall, 3-3 non_conference

Q4: (H:161+)(N:201+)(A:241+)

6-7 overall, 0-1 non_conference

RPI

S

Opponent

Score

54

A

Louisiana

64 81 0106

RPI

S

Opponent

Score

53

N

Vermont

67 80 1118

61

H

Col. of Charleston

65 67 1222

76

A

South Carolina

78 80 1209

120

A

UT Arlington

80 87 0203

RPI

S

Opponent

Score

105

N

Iona

89 84 1119

120

H

UT Arlington

90 65 1229

126

H

Wofford

81 87 1129

141

H

Ga. Southern

66 77 0111

145

H

Georgia St.

58 72 0113

160

H

Wake Forest

80 84 1218

181

N

UTSA

83 69 1117

195

A

Troy

74 73 0120

214

A

La.-Monroe

72 82 0104

229

A

Lamar University

60 66 1114

239

A

Hampton

85 81 1206

RPI

S

Opponent

Score

195

H

Troy

65 66 0215

229

H

Lamar University

67 69 1202

247

H

Texas St.

48 53 1231

247

A

Texas St.

56 54 0201

247

N

Texas St.

66 73 0307

249

H

Appalachian St.

66 81 0210

249

A

Appalachian St.

67 76 0303

267

A

South Ala.

57 60 0118

267

H

South Ala.

72 70 0217

288

H

Arkansas St.

62 47 0125

288

A

Arkansas St.

88 81 0224

303

H

Little Rock

72 62 0127

303

A

Little Rock

65 60 0222

Non-Div I Games:	Montreat	83 70	Piedmont Int'l	102 50	St Andrews	70 34
------------------	----------	-------	----------------	--------	------------	-------

DIV. I ONLY				13- 17				216				266				287				247											
DIV. I NON-CONF.				5- 6				195				346				343				281											
Quadrant 1				Quadrant 2				Quadrant 3				Quadrant 4				TOTALS															
OVERALL				0-1				0-2				2-7				11-7				13- 17											
HOME				0-0				0-1				0-3				5-3				5- 7											
AWAY				0-1				0-1				2-3				4-4				6- 9											
NEUTRAL				0-0				0-0				0-1				2-0				2- 1											
NON-CONFERENCE				0-0				0-0				1-2				4-4				5- 6											
Q1: (H:1-30)(N:1-50)(A:1-75) 0-1 overall, 0-0 non_conference								Q2: (H:31-75)(N:51-100)(A:76-135) 0-2 overall, 0-0 non_conference								Q3: (H:76-160)(N:101-200)(A:136-240) 2-7 overall, 1-2 non_conference								Q4: (H:161+)(N:201+)(A:241+) 11-7 overall, 4-4 non_conference							
RPI	S	Opponent	Score					RPI	S	Opponent	Score					RPI	S	Opponent	Score					RPI	S	Opponent	Score				
54	A	Louisiana	63	73	0	215	54	H	Louisiana	55	80	0	120	120	H	UT Arlington	82	85	0	302	181	H	UTSA	78	79	1	115				
							120	A	UT Arlington	68	70	0	210	121	N	Canisius	62	68	1	124	195	H	Troy	57	56	0	106				
													141	A	Ga. Southern	62	61	0	125	214	H	La.-Monroe	55	52	0	118					
													141	H	Ga. Southern	77	81	0	224	221	H	UTRGV	75	58	1	118					
													145	A	Georgia St.	50	54	0	127	246	A	Coastal Caro.	53	48	1	231					
													145	H	Georgia St.	50	77	0	222	246	H	Coastal Caro.	54	56	0	201					
													187	A	Pacific	85	78	1	125	246	N	Coastal Caro.	73	66	0	307					
													214	A	La.-Monroe	71	79	0	217	249	A	Appalachian St.	62	66	1	229					
													234	A	Colorado St.	58	66	1	217	249	H	Appalachian St.	56	59	0	203					
																				252	A	Air Force	57	65	1	112					
																				259	A	Abilene Christian	68	72	1	209					
																				267	H	South Ala.	72	69	0	104					
																				288	A	Arkansas St.	73	67	0	111					
																				303	A	Little Rock	72	70	0	113					
																				310	N	Ark.-Pine Bluff	71	54	1	122					
																				322	H	A&M-Corpus Christi	66	53	1	129					
																				328	A	Rice	74	66	1	222					
																				345	A	Houston Baptist	52	71	1	202					

Non-Div I Games:	Ecclesia	85	43	McMurry	100	50
------------------	----------	----	----	---------	-----	----

DIV. I ONLY				16- 15				166				289				145				248											
DIV. I NON-CONF.				9- 4				85				349				346				276											
Quadrant 1				Quadrant 2				Quadrant 3				Quadrant 4				TOTALS															
OVERALL 0-3				0-1				4-6				12-5				16- 15															
HOME 0-1				0-0				2-1				11-4				13- 6															
AWAY 0-2				0-0				1-5				1-0				2- 7															
NEUTRAL 0-0				0-1				1-0				0-1				1- 2															
NON-CONFERENCE 0-0				0-1				1-0				8-3				9- 4															
Q1: (H:1-30)(N:1-50)(A:1-75) 0-3 overall, 0-0 non_conference								Q2: (H:31-75)(N:51-100)(A:(76-135) 0-1 overall, 0-1 non_conference								Q3: (H:76-160)(N:101-200)(A:136-240) 4-6 overall, 1-0 non_conference								Q4: (H:161+)(N:201+)(A:241+) 12-5 overall, 8-3 non_conference							
RPI	S	Opponent	Score	RPI	S	Opponent	Score	RPI	S	Opponent	Score	RPI	S	Opponent	Score																
16	A	Rhode Island	58 61 0127	100	N	Southern Ill.	64 74 1223	84	H	Davidson	60 71 0224	184	H	Richmond	73 77 0124																
22	H	St. Bonaventure	81 84 0203					136	H	Dayton	70 62 1230	191	H	George Washington	69 52 0103																
22	A	St. Bonaventure	67 73 0221					136	A	Dayton	73 88 0207	197	H	Robert Morris	59 66 1119																
								137	N	San Francisco	67 65 1222	199	H	George Mason	95 89 0120																
								138	A	VCU	67 78 0109	202	H	La Salle	101 94 0113																
								148	A	Saint Louis	63 76 0117	215	N	Pittsburgh	64 76 1201																
								148	H	Saint Louis	76 69 0228	229	H	Lamar University	65 64 1219																
								149	A	Saint Joseph's	75 82 0217	241	H	Cornell	71 78 1127																
								191	A	George Washington	75 73 0131	244	H	N.C. A&T	74 58 1217																
								231	A	Massachusetts	75 85 0303	277	H	St. Francis Brooklyn	80 70 1111																
												289	A	Fordham	64 41 0106																
												289	H	Fordham	57 80 0210																
												315	H	VMI	77 61 1114																
												326	H	Stetson	73 59 1206																
												347	H	UMES	86 61 1204																
												349	H	Mississippi Val.	73 49 1213																
												351	H	Delaware St.	97 48 1209																

Non-Div I Games:

DIV. I ONLY

DIV. I NON-CONF.

13- 17

3- 8

216

269

291

269

187

119

249

287

Quadrant 1

OVERALL0-2

HOME0-0

AWAY0-2

NEUTRAL0-0

NON-CONFERENCE0-1

Quadrant 2

0-1

0-0

0-1

0-0

0-0

Quadrant 3

3-9

2-2

1-5

0-2

1-6

Quadrant 4

10-5

5-2

3-3

2-0

2-1

TOTALS

13- 17

7- 4

4- 11

2- 2

3- 8

Q1: (H:1-30)(N:1-50)(A:1-75)

0-2 overall, 0-1 non_conference

RPI

S

Opponent

Score

21

A

Ohio St.

67 80 1216

54

A

Louisiana

45 78 0104

Q2: (H:31-75)(N:51-100)(A:76-135)

0-1 overall, 0-0 non_conference

RPI

S

Opponent

Score

120

A

UT Arlington

77 89 0201

Q3: (H:76-160)(N:101-200)(A:136-240)

3-9 overall, 1-6 non_conference

RPI

S

Opponent

Score

84

H

Davidson

78 62 1125

120

H

UT Arlington

80 76 1231

135

N

Iowa St.

98 *** 1116

138

A

VCU

72 85 1128

141

H

Ga. Southern

59 60 0113

145

H

Georgia St.

58 71 0111

173

N

Western Mich.

67 86 1117

195

A

Troy

79 81 0122

214

A

La.-Monroe

79 73 0106

219

A

Western Caro.

71 72 1204

223

A

Akron

89 94 1209

239

A

Hampton

53 86 1220

Q4: (H:161+)(N:201+)(A:241+)

10-5 overall, 2-1 non_conference

RPI

S

Opponent

Score

195

H

Troy

65 54 0217

246

A

Coastal Caro.

81 66 0210

246

H

Coastal Caro.

76 67 0303

247

H

Texas St.

66 62 1229

247

A

Texas St.

59 56 0203

267

A

South Ala.

77 83 0120

267

H

South Ala.

66 77 0215

272

A

James Madison

99 105 1122

274

H

South Fla.

84 61 1202

288

H

Arkansas St.

88 93 0127

288

A

Arkansas St.

79 82 0222

291

N

UTEP

76 72 1119

303

H

Little Rock

72 67 0125

303

A

Little Rock

69 67 0224

303

N

Little Rock

93 64 0307

Non-Div I Games: Toccoa Falls 135 34 Bridgewater (VA) 95 57

DIV. I ONLY		16- 14	151	343	351	251
DIV. I NON-CONF.		3- 9	278	154	311	205
Quadrant 1		Quadrant 2		Quadrant 3		Quadrant 4
OVERALL	0-0	0-1		5-6		11-7
HOME	0-0	0-0		0-0		5- 4
AWAY	0-0	0-1		5-6		6-3
NEUTRAL	0-0	0-0		0-0		0-0
NON-CONFERENCE	0-0	0-1		3-6		0-2
Q1: (H:1-30)(N:1-50)(A:1-75)		Q2: (H:31-75)(N:51-100)(A:76-135)		Q3: (H:76-160)(N:101-200)(A:136-240)		Q4: (H:161+)(N:201+)(A:241+)
0-0 overall, 0-0 non_conference		0-1 overall, 0-1 non_conference		5-6 overall, 3-6 non_conference		11-7 overall, 0-2 non_conference
RPI	S	Opponent	Score	RPI	S	Opponent

Non-Div I Games: Tougaloo 111 95

DIV. I ONLY		14- 18	214	296	195	253
DIV. I NON-CONF.		6- 5	151	335	296	226
Quadrant 1		Quadrant 2		Quadrant 3		Quadrant 4
OVERALL	0-2	1-3		1-9		12-4
HOME	0-0	0-1		0-2		8-1
AWAY	0-2	0-2		1-6		2-2
NEUTRAL	0-0	1-0		0-1		2-1
NON-CONFERENCE	0-1	0-0		1-3		5-1
Q1: (H:1-30)(N:1-50)(A:1-75) 0-2 overall, 0-1 non_conference		Q2: (H:31-75)(N:51-100)(A:76-135) 1-3 overall, 0-0 non_conference		Q3: (H:76-160)(N:101-200)(A:136-240) 1-9 overall, 1-3 non_conference		Q4: (H:161+)(N:201+)(A:241+) 12-4 overall, 5-1 non_conference
RPI S Opponent Score	RPI S Opponent Score		RPI S Opponent Score		RPI S Opponent Score	
28 A Seton Hall 61 84 1212	70 H Rider 84 88 0118		105 H Iona 77 86 0210		165 H Niagara 58 52 0202	
70 A Rider 60 63 0126	70 N Rider 66 55 0302		105 N Iona 62 65 0304		201 H Monmouth 77 64 1231	
	105 A Iona 69 73 0105		121 H Canisius 58 73 0204		201 N Monmouth 60 58 0301	
	121 A Canisius 58 70 0112		165 A Niagara 70 73 0114		228 H Manhattan 57 68 0121	
			169 A Northwestern 66 75 1113		256 H Fairleigh Dickinson 77 53 1129	
			180 A Fairfield 61 70 1228		267 N South Ala. 49 54 1119	
			201 A Monmouth 57 73 0213		277 H St. Francis Brooklyn 71 68 1223	
			202 A La Salle 40 61 1111		278 H Quinnipiac 84 58 0107	
			205 A Elon 65 71 1202		278 A Quinnipiac 52 43 0223	
			233 A LIU Brooklyn 71 56 1217		298 A Siena 57 59 0129	
					298 H Siena 65 48 0225	
					313 A Lafayette 86 82 1126	
					321 N Sacred Heart 70 61 1118	
					327 H Marist 70 66 0208	
					327 A Marist 51 69 0217	
					345 H Houston Baptist 76 74 1206	

Non-Div I Games:

RPI	S	Opponent	Score
186	H	Oakland	86 93 1127
209	H	Fort Wayne	76 60 0104
210	H	North Dakota St.	67 66 0208
227	H	Denver	64 73 0120
227	N	Denver	88 90 0304
282	H	Omaha	93 74 1230
282	A	Omaha	83 75 0222
301	H	Western III.	81 66 0106
301	A	Western III.	56 82 0203
303	A	Little Rock	74 66 1202
317	A	Pepperdine	76 80 1121

Neh Christian	105	74
---------------	-----	----

DIV. I ONLY		11- 18	251	237	299	256
DIV. I NON-CONF.		1- 8	320	181	117	319
Quadrant 1		Quadrant 2		Quadrant 3		Quadrant 4
OVERALL	0-2	0-3		5-3		6-10
HOME	0-0	0-0		1-0		5-5
AWAY	0-2	0-3		4-3		1-5
NEUTRAL	0-0	0-0		0-0		0-0
NON-CONFERENCE	0-2	0-2		0-1		1-3
Q1: (H:1-30)(N:1-50)(A:1-75)		Q2: (H:31-75)(N:51-100)(A:(76-135)		Q3: (H:76-160)(N:101-200)(A:136-240)		Q4: (H:161+)(N:201+)(A:241+)
0-2 overall, 0-2 non_conference		0-3 overall, 0-2 non_conference		5-3 overall, 0-1 non_conference		6-10 overall, 1-3 non_conference
RPI	S	Opponent	Score	RPI	S	Opponent
28	A	Seton Hall	68 90 1110	108	H	Wagner
74	A	Maryland	50 75 1221	79	A	Penn St.
				105	A	Iona
				108	A	Wagner
			</			

Non-Div I Games: FDU-Florham 111 49 Kean 94 55

Southern Utah

No

N
o
r
f
o
l
k
S
t
.

■ Loss, ■ Non-Conf, S Site, H Home, A Away, N Neutral

Charles
Ston
S.

No

Central Conn. St

■ Loss, ■ Non-Conf, S Site, H Home, A Away, N Neutral

DIV. I ONLY	12- 19	246	259	312	265
DIV. I NON-CONF.	3- 8	269	262	267	299
Quadrant 1		Quadrant 2	Quadrant 3	Quadrant 4	TOTALS
OVERALL	0-1	0-1	3-8	9-9	12- 19
HOME	0-0	0-0	1-3	5-4	6- 7
AWAY	0-1	0-1	2-5	4-3	6- 10
NEUTRAL	0-0	0-0	0-0	0-2	0- 2
NON-CONFERENCE	0-1	0-0	1-3	2-4	3- 8
Q1: (H:1-30)(N:1-50)(A:1-75) 0-1 overall, 0-1 non_conference		Q2: (H:31-75)(N:51-100)(A:76-135) 0-1 overall, 0-0 non_conference	Q3: (H:76-160)(N:101-200)(A:136-240) 3-8 overall, 1-3 non_conference	Q4: (H:161+)(N:201+)(A:241+) 9-9 overall, 2-4 non_conference	
RPI S Opponent Score	RPI S Opponent Score	RPI S Opponent Score	RPI S Opponent Score	RPI S Opponent Score	
16 A Rhode Island 66 88 1119	82 A Bucknell 56 77 0120	82 H Bucknell 67 68 0217	192 H Colgate 74 79 1229		
		105 H Iona 68 82 1219	200 H Navy 34 69 0207		
		118 H Harvard 73 69 1116	202 N La Salle 54 58 1202		
		142 H Albany (NY) 62 78 1125	211 H Boston U. 40 54 0114		
		192 A Colgate 53 59 0224	217 H Lehigh 67 71 0129		
		192 A Colgate 55 62 0304	228 N Manhattan 54 70 1201		
		200 A Navy 56 61 0111	256 A Fairleigh Dickinson 76 87 1122		
		200 A Navy 81 65 0301	281 H Army West Point 70 66 0117		
		211 A Boston U. 73 62 0210	281 A Army West Point 70 65 0214		
		217 A Lehigh 77 83 0105	298 A Siena 65 71 1222		
		231 A Massachusetts 50 64 1206	311 H New Hampshire 62 58 1209		
			313 A Lafayette 48 60 0102		
			313 H Lafayette 85 74 0127		
			321 A Sacred Heart 69 64 1110		
			324 H Loyola Maryland 64 57 0108		
			324 A Loyola Maryland 73 57 0203		
			336 A American 60 57 0122		
			336 H American 70 64 0221		

Non-Div I Games:

DIV. I ONLY

DIV. I NON-CONF.

10- 19

2- 8

274

296

203

278

139

247

266

339

Quadrant 1

OVERALL 0-6

HOME 0-2

AWAY 0-4

NEUTRAL 0-0

NON-CONFERENCE 0-2

Quadrant 2

0-2

0-2

0-0

0-0

0-0

Quadrant 3

3-4

1-2

2-1

0-1

0-2

Quadrant 4

7-7

4-5

3-0

0-2

2-4

TOTALS

10- 19

5- 11

5- 5

0- 3

2- 8

Q1: (H:1-30)(N:1-50)(A:1-75)

0-6 overall, 0-2 non_conference

Q2: (H:31-75)(N:51-100)(A:(76-135)

0-2 overall, 0-0 non_conference

Q3: (H:76-160)(N:101-200)(A:136-240)

3-4 overall, 0-2 non_conference

Q4: (H:161+)(N:201+)(A:241+)

7-7 overall, 2-4 non_conference

RPI

S

Opponent

Score

14

H

Nevada

63 93 1115

24

A

Gonzaga

52 101 1230

24

H

Gonzaga

60 75 0120

35

A

Southern California

59 82 1214

43

A

Saint Mary's (CA)

40 67 0224

68

A

BYU

58 80 0208

RPI

S

Opponent

Score

43

H

Saint Mary's (CA)

57 81 0111

68

H

BYU

50 84 0113

RPI

S

Opponent

Score

111

N

Idaho

59 69 1122

137

A

San Francisco

65 62 0118

137

H

San Francisco

59 70 0203

144

A

San Diego

58 66 0125

144

H

San Diego

70 64 0210

158

H

Portland St.

84 87 1209

187

A

Pacific

72 68 0217

RPI

S

Opponent

Score

187

H

Pacific

45 63 0201

190

H

Valparaiso

68 76 1218

208

N

Sam Houston St.

59 73 1125

257

A

Loyola Marymount

65 49 0104

257

H

Loyola Marymount

64 65 0222

285

H

Portland

70 68 0106

285

A

Portland

81 72 0215

305

H

Cal Poly

59 63 1118

310

H

Ark.-Pine Bluff

72 57 1202

312

H

Northern Ariz.

89 57 1130

314

H

San Jose St.

63 75 1221

317

H

Pepperdine

72 65 1228

317

A

Pepperdine

73 59 0127

317

N

Pepperdine

69 85 0302

Non-Div I Games: Alas Anchorage 73 78 La Verne 120 70

DIV. I ONLY	12- 18	242	258	256	267
DIV. I NON-CONF.	5- 6	195	336	303	280
Quadrant 1		Quadrant 2		Quadrant 3	Quadrant 4
OVERALL	0-2	0-2	2-7	10-7	12- 18
HOME	0-0	0-1	2-0	7-3	9- 4
AWAY	0-2	0-1	0-6	1-4	1- 13
NEUTRAL	0-0	0-0	0-1	2-0	2- 1
NON-CONFERENCE	0-1	0-0	0-2	5-3	5- 6
Q1: (H:1-30)(N:1-50)(A:1-75) 0-2 overall, 0-1 non_conference		Q2: (H:31-75)(N:51-100)(A:76-135) 0-2 overall, 0-0 non_conference		Q3: (H:76-160)(N:101-200)(A:136-240) 2-7 overall, 0-2 non_conference	
RPI S Opponent Score	RPI S Opponent Score	RPI S Opponent Score	RPI S Opponent Score	RPI S Opponent Score	RPI S Opponent Score
23 A Texas Tech 50 75 1110	54 H Louisiana 71 88 0224	141 H Ga. Southern 69 67 1231	195 H Troy 64 79 0113		
54 A Louisiana 57 76 0125	120 A UT Arlington 67 91 0106	141 A Ga. Southern 74 81 0301	214 H La.-Monroe 62 66 0222		
		145 H Georgia St. 86 64 1229	222 H Southern Miss. 69 58 1129		
		145 A Georgia St. 75 90 0303	230 H New Orleans 55 52 1126		
		162 A Tulane 73 77 1221	246 H Coastal Caro. 60 57 0118		
		195 A Troy 63 80 0203	246 A Coastal Caro. 70 72 0217		
		195 N Troy 62 69 0307	247 A Texas St. 69 72 0104		
		202 A La Salle 73 81 1116	249 H Appalachian St. 83 77 0120		
		214 A La.-Monroe 74 83 0127	249 A Appalachian St. 77 66 0215		
			253 N Saint Peter's 54 49 1119		
			262 H Eastern Ill. 63 52 1216		
			287 A SIUE 75 76 1210		
			288 H Arkansas St. 87 67 0210		
			293 A FIU 58 87 1202		
			303 H Little Rock 73 56 0208		
			326 H Stetson 77 81 1122		
			335 N Maine 68 46 1118		

Non-Div I Games:	Trinity Rantist	99 34	Mobile	71 49
------------------	-----------------	-------	--------	-------

DIV. I ONLY		13- 15	201	329	289	268
DIV. I NON-CONF.		3- 6	241	348	261	333
Quadrant 1		Quadrant 2		Quadrant 3		Quadrant 4
OVERALL	0-0	0-3		2-3		11-9
HOME	0-0	0-0		1-1		8-3
AWAY	0-0	0-3		1-2		3-5
NEUTRAL	0-0	0-0		0-0		0-1
NON-CONFERENCE	0-0	0-1		0-1		3-4
Q1: (H:1-30)(N:1-50)(A:1-75)		Q2: (H:31-75)(N:51-100)(A:76-135)		Q3: (H:76-160)(N:101-200)(A:136-240)		Q4: (H:161+)(N:201+)(A:241+)
0-0 overall, 0-0 non_conference		0-3 overall, 0-1 non_conference		2-3 overall, 0-1 non_conference		11-9 overall, 3-4 non_conference
RPI S Opponent Score	RPI S Opponent Score		RPI S Opponent Score		RPI S Opponent Score	
	79 A Penn St. 75 86 1110		125 H Radford 59 56 0121		172 H Winthrop 88 77 0106	
	125 A Radford 53 72 0215		127 H UNC Asheville 57 64 0201		196 H Bowling Green 72 78 1125	
	127 A UNC Asheville 79 85 1230		148 A Saint Louis 66 74 1219		213 H Liberty 79 69 0218	
			172 A Winthrop 64 75 0127		213 N Liberty 59 73 0301	
			213 A Liberty 94 85 0123		243 H Gardner-Webb 80 82 0103	
					243 A Gardner-Webb 78 70 0207	
					250 A UNCW 84 88 1118	
					259 H Abilene Christian 80 85 1124	
					263 H Charleston So. 62 47 0118	
					263 A Charleston So. 68 72 0222	
					271 A East Carolina 66 69 1204	
					276 H High Point 65 64 0112	
					276 A High Point 56 67 0203	
					283 H The Citadel 87 77 1214	
					319 A Presbyterian 83 79 0109	
					319 H Presbyterian 72 56 0224	
					326 A Stetson 85 78 1130	
					337 A Longwood 62 76 0115	
					337 H Longwood 88 54 0210	
					344 H USC Upstate 93 74 1126	

Non-Div I Games: Johnson & Wales (98 53 Columbia Int'l 108 44 Allen 91 62

C
a
m
p
b
e
l
l

C
a
m
p
b
e
l
l

RPI	S	Opponent	Score	RPI	S	Opponent	Score	RPI	S	Opponent	Score	RPI	S	Opponent	Score
66	A	Arizona St.	74 94 1110	73	H	Utah Valley	71 84 1114	111	H	Idaho	86 83 0222	220	H	North Dakota	82 67 0210
68	A	BYU	71 85 1221	96	A	Montana	64 75 0303	116	H	Northern Colo.	82 85 0208	260	H	Southern Utah	93 78 0104
				116	A	Northern Colo.	80 94 0113	128	H	Eastern Wash.	69 74 0224	260	A	Southern Utah	80 84 0203
								153	A	Weber St.	62 60 1230	260	N	Southern Utah	68 76 0306
								153	H	Weber St.	70 77 0127	279	A	Montana St.	101 78 0301
								158	H	Portland St.	83 87 0118	309	H	Sacramento St.	71 65 0120
								158	A	Portland St.	77 91 0217	309	A	Sacramento St.	67 64 0215
								175	A	Seattle U	67 73 1127	312	H	Northern Ariz.	64 60 0106
								176	A	Washington St.	62 83 1118	312	A	Northern Ariz.	63 61 0201
								220	A	North Dakota	58 81 0111	314	A	San Jose St.	54 62 1122
												329	H	Youngstown St.	86 62 1218
												340	H	CSUN	74 66 1206
												340	A	CSUN	67 55 1223

Non-Div I Games:	Northwest Nazarene	73	57	Rethesda (CA)	92	71
------------------	--------------------	----	----	---------------	----	----

N
J
I
T

DIV. I ONLY				12- 16				224				297				267				270											
DIV. I NON-CONF.				5- 8				230				133				234				240											
Quadrant 1				Quadrant 2				Quadrant 3				Quadrant 4				TOTALS															
OVERALL 0-3				1-0				0-7				11-6				12- 16															
HOME 0-0				0-0				0-3				8-4				8- 7															
AWAY 0-3				1-0				0-4				3-2				4- 9															
NEUTRAL 0-0				0-0				0-0				0-0				0- 0															
NON-CONFERENCE 0-3				0-0				0-4				5-1				5- 8															
Q1: (H:1-30)(N:1-50)(A:1-75) 0-3 overall, 0-3 non_conference								Q2: (H:31-75)(N:51-100)(A:(76-135) 1-0 overall, 0-0 non_conference								Q3: (H:76-160)(N:101-200)(A:136-240) 0-7 overall, 0-4 non_conference								Q4: (H:161+)(N:201+)(A:241+) 11-6 overall, 5-1 non_conference							
RPI	S	Opponent	Score		RPI	S	Opponent	Score		RPI	S	Opponent	Score		RPI	S	Opponent	Score													
28	A	Seton Hall	53	82	1118	103	A	Lipscomb	81	77	0203	103	H	Lipscomb	79	86	0127	170	H	FGCU	70	75	0208								
31	A	West Virginia	69	102	1130									105	H	Iona	70	74	1209	216	H	North Florida	91	59	0118						
32	A	Buffalo	81	86	1228									108	H	Wagner	49	60	1111	216	H	North Florida	76	80	0226						
					170									A	FGCU	54	68	0113	233	H	LIU Brooklyn	73	69	1128							
					192									A	Colgate	76	87	1212	245	H	Drexel	65	53	1125							
					203									A	Rutgers	64	73	1207	256	H	Fairleigh Dickinson	71	68	1216							
					216									A	North Florida	75	86	0217	280	H	Jacksonville	61	63	0120							
														280	A	Jacksonville	71	69	0215												
														290	H	UMass Lowell	78	65	1203												
														296	A	Brown	69	70	0103												
														300	A	Kennesaw St.	66	60	0124												
														300	H	Kennesaw St.	74	71	0129												
														313	H	Lafayette	96	80	1114												
														326	A	Stetson	67	80	0111												
														326	H	Stetson	80	84	0210												
														344	H	USC Upstate	98	87	0106												
														344	A	USC Upstate	76	67	0222												

N
J
I
T

Non-Div I Games:	Brvn Athvn	99	53	Kean	116	63
------------------	------------	----	----	------	-----	----

RPI	S	Opponent	Score
162	H	Tulane	69 71 0131
244	H	N.C. A&T	81 87 1126
250	H	UNCW	93 88 1130
251	H	Grambling	76 68 1221
264	H	Central Conn. St.	68 79 1117
268	H	Campbell	69 66 1204
274	A	South Fla.	67 65 0103
274	H	South Fla.	90 52 0117
284	H	Cleveland St.	72 69 1120
325	H	Charlotte	50 69 1218
343	H	Coppin St.	76 50 1112
351	H	Delaware St.	63 57 1202

GmDte	OT
-------	----

DIV. I ONLY	9- 20	290	225	237	273
DIV. I NON-CONF.	4- 7	234	207	263	221
<hr/>					
Quadrant 1		Quadrant 2		Quadrant 3	TOTALS
OVERALL	0-2	0-4		1-7	8- 20
HOME	0-0	0-0		0-2	4- 7
AWAY	0-2	0-4		1-4	5- 11
NEUTRAL	0-0	0-0		0-1	0- 2
NON-CONFERENCE	0-1	0-3		0-2	4- 7
Q1: (H:1-30)(N:1-50)(A:1-75) 0-2 overall, 0-1 non_conference		Q2: (H:31-75)(N:51-100)(A:(76-135)) 0-4 overall, 0-3 non_conference		Q3: (H:76-160)(N:101-200)(A:136-240) 1-7 overall, 0-2 non_conference	
RPI S Opponent Score	RPI S Opponent Score	RPI S Opponent Score		RPI S Opponent Score	
48 A Murray St. 73 88 0127	81 A Belmont 73 84 0215	81 H Belmont 63 98 0201		161 H Tennessee Tech 67 70 0118	
52 A Western Ky. 51 83 1129	99 A Marshall 71 91 1222	128 N Eastern Wash. 62 83 1122		193 H Tennessee St. 60 73 0203	
	112 A Northern Ky. 63 91 1210	143 A Oregon St. 62 74 1205		237 N Prairie View 70 80 1120	
	133 A Ole Miss 75 85 1113	147 A Jacksonville St. 58 76 1228		258 A Southeast Mo. St. 91 86 0113	
		147 H Jacksonville St. 60 68 0120		258 H Southeast Mo. St. 91 88 0222	
		161 A Tennessee Tech 69 77 1230		261 H Norfolk St. 83 66 1218	
		166 A Austin Peay 84 90 0125		262 H Eastern Ill. 53 54 0106	
		193 A Tennessee St. 72 59 0217		263 A Charleston So. 70 65 1215	
				280 H Jacksonville 70 65 1202	
				287 H SIUE 82 85 0104	
				292 H Morehead St. 75 73 0210	
				292 A Morehead St. 66 70 0224	
				308 A UT Martin 78 70 0111	
				308 H UT Martin 69 70 0208	
				328 A Rice 73 72 1110	

Non-Div I Games:	Ashbury	99	71	Kentucky St	97	66
------------------	---------	----	----	-------------	----	----

[illegible]

Non-Div I Games:

St
.
F
r
a
n
c
i
s
B
r
o
o
k
l
y
n

St
.
F
r
a
n
c
i
s
B
r
o
o
k
l
y
n

DIV. I ONLY	11- 18	251	274	333	277
DIV. I NON-CONF.	1- 9	322	240	347	345
Quadrant 1		Quadrant 2	Quadrant 3		Quadrant 4
OVERALL	0-1	0-1	1-8		10-8
HOME	0-0	0-0	1-0		7-3
AWAY	0-1	0-1	0-7		3-4
NEUTRAL	0-0	0-0	0-1		0-1
NON-CONFERENCE	0-1	0-0	0-3		1-5
TOTALS					
11- 18					
8- 3					
3- 13					
0- 2					
1- 9					
Q1: (H:1-30)(N:1-50)(A:1-75)		Q2: (H:31-75)(N:51-100)(A:76-135)	Q3: (H:76-160)(N:101-200)(A:136-240)		Q4: (H:161+)(N:201+)(A:241+)
0-1 overall, 0-1 non_conference		0-1 overall, 0-0 non_conference	1-8 overall, 0-3 non_conference		10-8 overall, 1-5 non_conference
RPI S Opponent Score	RPI S Opponent Score	RPI S Opponent Score	RPI S Opponent Score	RPI S Opponent Score	RPI S Opponent Score
65 A Notre Dame 53 71 1203	108 A Wagner 61 79 0203	108 H Wagner 82 75 1231	178 H Saint Francis (PA) 65 90 0210	178 H Saint Francis (PA) 65 90 0210	178 H Saint Francis (PA) 65 90 0210
		170 A FGCU 51 75 1126	197 H Robert Morris 77 65 0208	197 H Robert Morris 77 65 0208	197 H Robert Morris 77 65 0208
		178 A Saint Francis (PA) 87 91 0106	226 H Mt. St. Mary's 81 73 0118	226 H Mt. St. Mary's 81 73 0118	226 H Mt. St. Mary's 81 73 0118
		197 A Robert Morris 79 80 0104	227 N Denver 50 60 1125	227 N Denver 50 60 1125	227 N Denver 50 60 1125
		200 N Navy 76 85 1124	233 H LIU Brooklyn 84 79 0215	233 H LIU Brooklyn 84 79 0215	233 H LIU Brooklyn 84 79 0215
		226 A Mt. St. Mary's 72 86 0127	248 A Duquesne 70 80 1111	248 A Duquesne 70 80 1111	248 A Duquesne 70 80 1111
		228 A Manhattan 79 80 1115	253 A Saint Peter's 68 71 1223	253 A Saint Peter's 68 71 1223	253 A Saint Peter's 68 71 1223
		233 A LIU Brooklyn 76 81 0222	256 A Fairleigh Dickinson 76 70 0125	256 A Fairleigh Dickinson 76 70 0125	256 A Fairleigh Dickinson 76 70 0125
		233 A LIU Brooklyn 50 73 0228	256 H Fairleigh Dickinson 87 74 0217	256 H Fairleigh Dickinson 87 74 0217	256 H Fairleigh Dickinson 87 74 0217
			264 H Central Conn. St. 77 60 0111	264 H Central Conn. St. 77 60 0111	264 H Central Conn. St. 77 60 0111
			264 A Central Conn. St. 75 78 0224	264 A Central Conn. St. 75 78 0224	264 A Central Conn. St. 75 78 0224
			281 H Army West Point 64 76 1212	281 H Army West Point 64 76 1212	281 H Army West Point 64 76 1212
			289 A Fordham 68 76 1209	289 A Fordham 68 76 1209	289 A Fordham 68 76 1209
			296 H Brown 77 74 1119	296 H Brown 77 74 1119	296 H Brown 77 74 1119
			321 A Sacred Heart 73 68 1229	321 A Sacred Heart 73 68 1229	321 A Sacred Heart 73 68 1229
			321 H Sacred Heart 52 92 0113	321 H Sacred Heart 52 92 0113	321 H Sacred Heart 52 92 0113
			341 H Bryant 85 80 0120	341 H Bryant 85 80 0120	341 H Bryant 85 80 0120
			341 A Bryant 73 69 0201	341 A Bryant 73 69 0201	341 A Bryant 73 69 0201

Non-Div I Games: SINY Maritime 88 67 New Rochelle 104 79

DIV. I ONLY				12- 21				268				290				227				278											
DIV. I NON-CONF.				3- 9				278				331				294				335											
Quadrant 1				Quadrant 2				Quadrant 3				Quadrant 4				TOTALS															
OVERALL				0-2				0-4				2-8				10-7				12- 21											
HOME				0-0				0-1				0-1				6-4				6- 6											
AWAY				0-2				0-2				0-5				4-3				4- 12											
NEUTRAL				0-0				0-1				2-2				0-0				2- 3											
NON-CONFERENCE				0-1				0-1				0-3				3-4				3- 9											
Q1: (H:1-30)(N:1-50)(A:1-75) 0-2 overall, 0-1 non_conference								Q2: (H:31-75)(N:51-100)(A:76-135) 0-4 overall, 0-1 non_conference								Q3: (H:76-160)(N:101-200)(A:136-240) 2-8 overall, 0-3 non_conference								Q4: (H:161+)(N:201+)(A:241+) 10-7 overall, 3-4 non_conference							
RPI	S	Opponent	Score		RPI	S	Opponent	Score		RPI	S	Opponent	Score		RPI	S	Opponent	Score													
53	A	Vermont	73	80	1221	70	H	Rider	59	74	0204	121	H	Canisius	74	82	0105	165	H	Niagara	73	81	0118								
70	A	Rider	60	78	0112	75	N	Colorado	69	70	1117	121	N	Canisius	72	69	0302	201	H	Monmouth	78	76	1228								
						105	A	Iona	82	87	0202	160	N	Wake Forest	55	72	1118	228	H	Manhattan	71	70	0215								
						121	A	Canisius	64	71	0210	165	A	Niagara	76	95	0208	231	H	Massachusetts	68	66	1129								
												180	N	Fairfield	75	70	0127	245	A	Drexel	71	72	1218								
												180	A	Fairfield	98	***	0217	253	A	Saint Peter's	58	84	0107								
												180	N	Fairfield	64	74	0304	253	H	Saint Peter's	43	52	0223								
												198	A	Hartford	75	77	1207	296	H	Brown	72	79	1113								
												213	A	Liberty	72	84	1119	298	A	Siena	71	70	0101								
												228	A	Manhattan	86	92	0225	298	H	Siena	76	69	0121								
																		298	A	Siena	67	58	0301								
																		313	A	Lafayette	58	79	1202								
																		316	A	Columbia	89	87	1204								
																		327	H	Marist	80	79	0110								
																		327	A	Marist	85	77	0125								
																		333	H	Dartmouth	78	77	1111								
																		335	H	Maine	72	78	1126								

Non-Div I Games:

DIV. I ONLY				11- 18	251	298	301	280			
DIV. I NON-CONF.				2- 11	314	204	324	317			
-----				-----							
Quadrant 1				Quadrant 2		Quadrant 3		Quadrant 4	TOTALS		
OVERALL				0-2		0-3		3-3		8-10	11- 18
HOME				0-0		0-0		1-0		5-6	6- 6
AWAY				0-2		0-3		1-3		2-4	3- 12
NEUTRAL				0-0		0-0		1-0		1-0	2- 0
NON-CONFERENCE				0-2		0-1		1-2		1-6	2- 11
Q1: (H:1-30)(N:1-50)(A:1-75)				Q2: (H:31-75)(N:51-100)(A:76-135)		Q3: (H:76-160)(N:101-200)(A:136-240)		Q4: (H:161+)(N:201+)(A:241+)			
0-2 overall, 0-2 non_conference				0-3 overall, 0-1 non_conference		3-3 overall, 1-2 non_conference		8-10 overall, 1-6 non_conference			
RPI	S	Opponent	Score	RPI	S	Opponent	Score	RPI	S	Opponent	Score
13	A	Michigan	51 76 1230	101	A	Wright St.	44 68 1125	103	H	Lipscomb	87 69 0113
64	A	NC State	64 116 1222	103	A	Lipscomb	59 82 0208	146	A	UAB	67 96 1110
				103	A	Lipscomb	62 77 0301	158	A	Georgetown	57 73 1112
								170	A	FGCU	62 68 0127
								180	N	Fairfield	92 84 1124
								216	A	North Florida	90 86 0106

Non-Div I Games:	Middle Ga St	81	60	Wehber Int'l	88	70	Fla National	89	51	Trinity Baptist	105	48
------------------	--------------	----	----	--------------	----	----	--------------	----	----	-----------------	-----	----

J
a
c
k
s
o
n
v
i
l
l
e

J
a
c
k
s
o
n
v
i
l
l
e

DIV. I ONLY		7- 22	323	133	176	282									
DIV. I NON-CONF.		3- 11	292	125	105	269									
<hr/>															
Quadrant 1		Quadrant 2		Quadrant 3		Quadrant 4									
OVERALL	0-6	0-5		0-6		7- 5									
HOME	0-0	0-1		0-1		6- 2									
AWAY	0-6	0-3		0-4		1- 2									
NEUTRAL	0-0	0-1		0-1		0- 1									
NON-CONFERENCE	0-5	0-2		0-2		3- 2									
Q1: (H:1-30)(N:1-50)(A:1-75)		Q2: (H:31-75)(N:51-100)(A:76-135)		Q3: (H:76-160)(N:101-200)(A:136-240)		Q4: (H:161+)(N:201+)(A:241+)									
0-6 overall, 0-5 non_conference		0-5 overall, 0-2 non_conference		0-6 overall, 0-2 non_conference		7-5 overall, 3-2 non_conference									
RPI	S	Opponent	Score	RPI	S	Opponent	Score	RPI	S	Opponent	Score	RPI	S	Opponent	Score
6	A	Kansas	64 109 1218	40	H	South Dakota St.	88 101 0106	92	H	South Dakota	71 85 0120	168	H	Drake	75 73 1129
20	A	TCU	66 99 1120	92	A	South Dakota	64 79 0217	161	N	Tennessee Tech	85 86 1124	209	H	Fort Wayne	90 85 0210
39	A	Louisville	78 87 1117	92	N	South Dakota	73 87 0303	168	A	Drake	74 93 1209	210	H	North Dakota St.	62 84 0224
40	A	South Dakota St.	60 80 0130	113	A	UC Santa Barbara	70 77 1205	209	A	Fort Wayne	78 82 0113	227	H	Denver	86 80 0118
47	A	Oklahoma	89 108 1112	129	A	New Mexico	71 103 1114	210	A	North Dakota St.	58 73 0125	255	A	Oral Roberts	74 93 1230
60	A	Washington	73 86 1203					227	A	Denver	78 94 0214	255	H	Oral Roberts	75 83 0222
												279	A	Montana St.	80 89 1110
												279	H	Montana St.	84 71 1221
												288	H	Arkansas St.	77 74 1213
												301	A	Western Ill.	87 66 0111
												301	H	Western Ill.	71 68 0208
												330	N	Jackson St.	73 75 1125

Non-Div I Games: None	100	60	Cornell College	99	58
-----------------------	-----	----	-----------------	----	----

The
City
and
County
of
Denver
do hereby certify that the foregoing is a true and correct copy of the original as the same appears in the records of the City and County of Denver.

City Clerk

City Clerk

■ Loss, ■ Non-Conf, S Site, H Home, A Away, N Neutral

DIV. I ONLY		11- 23	284	229	276	284
DIV. I NON-CONF.		2- 10	307	182	193	309
<hr/>						
Quadrant 1		Quadrant 2		Quadrant 3		Quadrant 4
OVERALL	0-2	0-2		4-10		7-9
HOME	0-0	0-0		1-2		5-5
AWAY	0-2	0-2		1-7		1-4
NEUTRAL	0-0	0-0		2-1		1-0
NON-CONFERENCE	0-2	0-0		0-6		2-2
Q1: (H:1-30)(N:1-50)(A:1-75)		Q2: (H:31-75)(N:51-100)(A:76-135)		Q3: (H:76-160)(N:101-200)(A:136-240)		Q4: (H:161+)(N:201+)(A:241+)
0-2 overall, 0-2 non_conference		0-2 overall, 0-0 non_conference		4-10 overall, 0-6 non_conference		7-9 overall, 2-2 non_conference
RPI	S	Opponent	Score	RPI	S	Opponent
7	A	Cincinnati	62 81 1221	101	A	Wright St.
15	A	Michigan St.	61 111 1229	112	A	Northern Ky.
				RPI	S	Opponent
				87	H	Toledo
				101	H	Wright St.
				101	N	Wright St.
				112	H	Northern Ky.
				112	N	Northern Ky.
				164	A	Kent St.
				165	A	Niagara
				173	A	Western Mich.
				186	A	Oakland
				186	N	Oakland
				203	A	Rutgers
				223	A	Akron
				232	A	Milwaukee
				240	A	Ill.-Chicago
				87	H	Toledo
				232	H	Milwaukee
				240	H	Ill.-Chicago
				264	H	Central Conn. St.
				271	A	East Carolina
				288	H	Arkansas St.
				294	H	IUPUI
				294	A	IUPUI
				302	H	Green Bay
				302	A	Green Bay
				318	A	Detroit Mercy
				318	H	Detroit Mercy
				329	H	Youngstown St.
				329	A	Youngstown St.
				329	N	Youngstown St.
				343	H	Coppin St.

Non-Div I Games:	Notre Dame (OH)	89	56
------------------	-----------------	----	----

DIV. I ONLY		16- 14	151	351	337	286					
DIV. I NON-CONF.		4- 9	254	340	289	304					
Quadrant 1		Quadrant 2		Quadrant 3		Quadrant 4					
OVERALL	0-1	0-0		0-5		16-8					
HOME	0-0	0-0		0-0		8-3					
AWAY	0-1	0-0		0-5		8-4					
NEUTRAL	0-0	0-0		0-0		0-1					
NON-CONFERENCE	0-1	0-0		0-4		4-4					
Q1: (H:1-30)(N:1-50)(A:1-75)		Q2: (H:31-75)(N:51-100)(A:76-135)		Q3: (H:76-160)(N:101-200)(A:136-240)		Q4: (H:161+)(N:201+)(A:241+)					
0-1 overall, 0-1 non_conference		0-0 overall, 0-0 non_conference		0-5 overall, 0-4 non_conference		16-8 overall, 4-4 non_conference					
RPI	S	Opponent	Score	RPI	S	Opponent	Score	RPI	S	Opponent	Score
60	A	Washington	55 106 1219					156	A	Georgia Tech	62 65 1119
								176	A	Washington St.	58 86 1222
								221	A	UTRGV	74 92 1113
								235	A	North Texas	78 90 1116
								239	A	Hampton	69 80 0129
								188	H	Savannah St.	121 92 0224
								211	H	Boston U.	87 90 1208
								244	H	N.C. A&T	80 86 0226
								251	H	Grambling	87 78 1121
								261	A	Norfolk St.	70 71 0127
								261	H	Norfolk St.	79 83 0205
								274	A	South Fla.	63 83 1214
								275	A	Fla. Atlantic	75 93 1202
								280	A	Jacksonville	77 66 1130
								300	A	Kennesaw St.	74 81 1216
								305	H	Cal Poly	67 53 1212
								307	H	N.C. Central	99 81 0212
								323	A	Morgan St.	96 95 0219
								323	N	Morgan St.	77 78 0307
								326	A	Stetson	74 62 0115
								331	H	South Carolina St.	86 80 0103
								332	H	Florida A&M	99 81 0113
								332	A	Florida A&M	89 77 0301
								339	A	Howard	92 87 0106
								343	H	Coppin St.	80 60 0203
								343	A	Coppin St.	89 85 0217
								347	A	UMES	89 84 0108
								347	H	UMES	87 67 0210
								351	A	Delaware St.	85 78 0120

Non-Div I Games: Florida Col 95 67 Johnson (FI) 108 66

B
e
t
h
u
n
e
-
C
o
o
k
m
a
n

B
e
t
h
u
n
e
-
C
o
o
k
m
a
n

DIV. I ONLY		9- 21	293	241	230	287									
DIV. I NON-CONF.		4- 7	234	293	242	262									
Quadrant 1		Quadrant 2		Quadrant 3		Quadrant 4	TOTALS								
OVERALL	0-3	0-3		1-6		8-9	9- 21								
HOME	0-0	0-1		1-1		3-7	4- 9								
AWAY	0-3	0-2		0-4		5-2	5- 11								
NEUTRAL	0-0	0-0		0-1		0-0	0- 1								
NON-CONFERENCE	0-2	0-1		0-2		4-2	4- 7								
Q1: (H:1-30)(N:1-50)(A:1-75)		Q2: (H:31-75)(N:51-100)(A:76-135)		Q3: (H:76-160)(N:101-200)(A:136-240)		Q4: (H:161+)(N:201+)(A:241+)									
0-3 overall, 0-2 non_conference		0-3 overall, 0-1 non_conference		1-6 overall, 0-2 non_conference		8-9 overall, 4-2 non_conference									
RPI	S	Opponent	Score	RPI	S	Opponent	Score	RPI	S	Opponent	Score				
9	A	Purdue	74 105 1110	48	H	Murray St.	66 75 0210	81	H	Belmont	61 76 0111	161	H	Tennessee Tech	67 68 0201
34	A	Creighton	66 103 1125	81	A	Belmont	72 83 0127	147	H	Jacksonville St.	75 67 0203	166	H	Austin Peay	82 86 0222
48	A	Murray St.	63 87 1230	100	A	Southern Ill.	59 86 1129	161	N	Tennessee Tech	51 60 0228	190	H	Valparaiso	69 94 1115
								166	A	Austin Peay	58 78 1228	193	H	Tennessee St.	82 79 0113
								167	A	Central Mich.	52 70 1222	258	H	Southeast Mo. St.	74 86 0118
								193	A	Tennessee St.	57 85 0125	258	A	Southeast Mo. St.	74 79 0217
								209	A	Fort Wayne	71 86 1203	262	H	Eastern Ill.	74 78 0208
												262	A	Eastern Ill.	56 68 0224
												267	H	South Ala.	76 75 1210
												273	A	Eastern Ky.	85 82 0104
												292	A	Morehead St.	70 65 0106
												294	A	IUPUI	82 81 1206
												301	H	Western Ill.	67 69 1122
												308	H	UT Martin	69 70 0120
												308	A	UT Martin	70 69 0215
												326	A	Stetson	80 76 1118
												338	H	Chicago St.	88 76 1219

Non-Div I Games:

Arkansas State

■ Loss, ■ Non-Conf, S Site, H Home, A Away, N Neutral

DIV. I ONLY

DIV. I NON-CONF.

9- 22

5- 7

298

214

178

229

115

209

289

274

Quadrant 1

OVERALL 0-3

HOME 0-1

AWAY 0-2

NEUTRAL 0-0

NON-CONFERENCE 0-1

Quadrant 2

0-2

0-0

0-1

0-1

0-1

Quadrant 3

0-15

0-6

0-7

0-2

0-5

Quadrant 4

9-2

8-2

1-0

0-0

5-0

TOTALS

9- 22

8- 9

1- 10

0- 3

5- 7

Q1: (H:1-30)(N:1-50)(A:1-75)

0-3 overall, 0-1 non_conference

Q2: (H:31-75)(N:51-100)(A:(76-135))

0-2 overall, 0-1 non_conference

Q3: (H:76-160)(N:101-200)(A:136-240)

0-15 overall, 0-5 non_conference

Q4: (H:161+)(N:201+)(A:241+)

9-2 overall, 5-0 non_conference

RPI

S

Opponent

Score

16

H

Rhode Island

58 78 0124

22

A

St. Bonaventure

61 77 0110

31

A

West Virginia

69 86 1223

RPI

S

Opponent

Score

51

N

Florida St.

43 67 1117

84

A

Davidson

52 76 0221

RPI

S

Opponent

Score

84

H

Davidson

45 75 0114

94

H

ETSU

77 82 1129

118

H

Harvard

45 47 1206

136

A

Dayton

70 80 0217

138

A

VCU

63 76 1230

138

H

VCU

58 83 0303

148

A

Saint Louis

50 73 0203

149

A

Saint Joseph's

46 68 0120

149

H

Saint Joseph's

55 71 0214

154

H

Miami (OH)

54 55 1110

162

N

Tulane

55 63 1119

191

A

George Washington

56 72 0228

191

N

George Washington

72 78 0307

202

A

La Salle

67 75 0117

203

A

Rutgers

63 75 1212

RPI

S

Opponent

Score

184

H

Richmond

69 65 0103

199

H

George Mason

67 66 0207

202

H

La Salle

60 73 0224

228

H

Manhattan

70 57 1126

231

H

Massachusetts

82 69 0127

233

H

LIU Brooklyn

81 68 1113

248

H

Duquesne

41 64 0106

248

A

Duquesne

80 57 0210

277

H

St. Francis Brooklyn

76 68 1209

332

H

Florida A&M

79 69 1221

335

H

Maine

67 66 1202

Non-Div I Games:

DIV. I ONLY	11- 18	251	284	306	290
DIV. I NON-CONF.	5- 7	214	327	341	312

Quadrant 1		Quadrant 2	Quadrant 3	Quadrant 4	TOTALS
OVERALL	0-1	0-5	0-6	11-6	11- 18
HOME	0-0	0-1	0-2	8-4	8- 7
AWAY	0-1	0-4	0-4	3-2	3- 11
NEUTRAL	0-0	0-0	0-0	0-0	0- 0
NON-CONFERENCE	0-0	0-2	0-1	5-4	5- 7
Q1: (H:1-30)(N:1-50)(A:1-75) 0-1 overall, 0-0 non_conference		Q2: (H:31-75)(N:51-100)(A:76-135) 0-5 overall, 0-2 non_conference	Q3: (H:76-160)(N:101-200)(A:136-240) 0-6 overall, 0-1 non_conference	Q4: (H:161+)(N:201+)(A:241+) 11-6 overall, 5-4 non_conference	
RPI S Opponent Score	RPI S Opponent Score	RPI S Opponent Score	RPI S Opponent Score	RPI S Opponent Score	
53 A Vermont 69 81 0211	53 H Vermont 77 88 0104	132 H UMBC 62 89 0113	198 H Hartford 70 77 0127		
	108 A Wagner 72 90 1205	142 A Albany (NY) 62 70 0118	207 H Stony Brook 82 79 0124		
	110 A Wisconsin 53 82 1230	142 H Albany (NY) 81 91 0215	211 H Boston U. 87 82 1213		
	132 A UMBC 75 83 0224	198 A Hartford 73 84 0110	233 H LIU Brooklyn 74 66 1122		
	132 A UMBC 77 89 0303	207 A Stony Brook 68 81 0208	241 H Cornell 98 78 1119		
		231 A Massachusetts 69 74 1110	264 H Central Conn. St. 73 76 1223		
			270 A NJIT 65 78 1203		
			296 A Brown 75 89 1209		
			311 H New Hampshire 62 74 0115		
			311 A New Hampshire 92 77 0227		
			320 A Binghamton 79 71 0121		
			320 H Binghamton 74 69 0218		
			321 H Sacred Heart 80 87 1129		
			324 H Loyola Maryland 83 75 1126		
			327 H Marist 76 73 1115		
			335 A Maine 88 64 0131		
			335 H Maine 88 76 0221		

Non-Div I Games: UMass Boston 102 63

U
M
a
s
s

L
o
w
e
l
l

U
M
a
s
s

L
o
w
e
l
l

RPI	S	Opponent	Score
161	H	Tennessee Tech	74 55 0120
193	H	Tennessee St.	58 61 0201
225	H	Central Ark.	98 94 1217
258	A	Southeast Mo. St.	75 78 0111
258	H	Southeast Mo. St.	62 78 0208
262	H	Eastern Ill.	52 61 0104
273	A	Eastern Ky.	73 75 0210
273	H	Eastern Ky.	70 66 0224
287	H	SIUE	65 70 0106
294	A	IUPUI	61 67 1121
308	A	UT Martin	71 67 0113
308	H	UT Martin	70 53 0222

More head St

103	56
-----	----

FI
U

■ Loss, ■ Non-Conf, S Site, H Home, A Away, N Neutral

I
U
P
U
L

■ Loss, ■ Non-Conf, S Site, H Home, A Away, N Neutral

DIV. I ONLY				10- 16	250	326	279	296			
DIV. I NON-CONF.				6- 6	173	319	287	235			
<hr/>											
Quadrant 1		Quadrant 2		Quadrant 3		Quadrant 4		TOTALS			
OVERALL	0-2		0-2		1-5		9-7	10- 16			
HOME	0-0		0-0		0-2		7-3	7- 5			
AWAY	0-2		0-2		1-3		2-4	3- 11			
NEUTRAL	0-0		0-0		0-0		0-0	0- 0			
NON-CONFERENCE	0-2		0-0		0-2		6-2	6- 6			
Q1: (H:1-30)(N:1-50)(A:1-75)				Q2: (H:31-75)(N:51-100)(A:76-135)		Q3: (H:76-160)(N:101-200)(A:136-240)		Q4: (H:161+)(N:201+)(A:241+)			
0-2 overall, 0-2 non_conference				0-2 overall, 0-0 non_conference		1-5 overall, 0-2 non_conference		9-7 overall, 6-2 non_conference			
RPI	S	Opponent	Score	RPI	S	Opponent	Score	RPI	S	Opponent	Score
16	A	Rhode Island	62 86 1128	118	A	Harvard	58 65 0216	185	H	Yale	81 80 0119
41	A	Providence	72 77 1206	123	A	Penn	90 95 0202	224	H	Princeton	63 78 0302
								233	H	LIU Brooklyn	94 86 1125
								241	H	Cornell	60 78 0209
								241	A	Cornell	68 73 0224
								264	H	Central Conn. St.	62 68 1202
								270	H	NJIT	70 69 0103
								277	A	St. Francis Brooklyn	74 77 1119
								278	A	Quinnipiac	79 72 1113
								290	H	UMass Lowell	89 75 1209
								316	H	Columbia	91 88 0210
								316	A	Columbia	82 89 0223
								327	H	Marist	90 69 1222
								333	H	Dartmouth	64 62 0126
								333	A	Dartmouth	63 66 0217
								341	A	Bryant	81 67 1126

Non-Div I Games: Johnson & Wales / 106 78

DIV. I ONLY		8- 17	289	301	328	297					
DIV. I NON-CONF.		0- 7	337	130	232	336					
Quadrant 1		Quadrant 2		Quadrant 3		Quadrant 4					
OVERALL	0-2	0-1		2-8		6-6					
HOME	0-0	0-0		0-3		4- 5					
AWAY	0-2	0-1		2-5		2-4					
NEUTRAL	0-0	0-0		0-0		0- 0					
NON-CONFERENCE	0-2	0-1		0-2		0- 7					
Q1: (H:1-30)(N:1-50)(A:1-75)		Q2: (H:31-75)(N:51-100)(A:76-135)		Q3: (H:76-160)(N:101-200)(A:136-240)		Q4: (H:161+)(N:201+)(A:241+)					
0-2 overall, 0-2 non_conference		0-1 overall, 0-1 non_conference		2-8 overall, 0-2 non_conference		6-6 overall, 0-2 non_conference					
RPI	S	Opponent	Score	RPI	S	Opponent	Score	RPI	S	Opponent	Score
19	A	Houston	53 81 1110	91	A	San Diego St.	52 83 1117	124	H	SFA	95 99 0208
54	A	Louisiana	78 89 1128					140	A	Nicholls St.	80 85 0110
								140	H	Nicholls St.	79 96 0221
								152	A	Southeastern La.	71 62 0113
								152	H	Southeastern La.	67 74 0210
								215	A	Pittsburgh	51 72 1216
								225	A	Central Ark.	76 72 0214
								229	A	Lamar University	80 86 0127
								230	A	New Orleans	74 90 0217
								235	A	North Texas	47 85 1209

Non-Div I Games:	Southern-N O	103 79	Ecclesia	101 54	Texas Col	84 68
------------------	--------------	--------	----------	--------	-----------	-------

DIV. I ONLY

DIV. I NON-CONF.

8- 24

4- 9

316

254

148

28

233

272

298

187

Quadrant 1

OVERALL 0-5

HOME 0-1

AWAY 0-4

NEUTRAL 0-0

NON-CONFERENCE 0-4

Quadrant 2

0-4

0-0

0-4

0-0

0-2

Quadrant 3

3-5

3-1

0-4

0-0

1-2

Quadrant 4

5-10

4-7

1-3

0-0

3-1

TOTALS

8- 24

7- 9

1- 15

0- 0

4- 9

Q1: (H:1-30)(N:1-50)(A:1-75)

0-5 overall, 0-4 non_conference

Q2: (H:31-75)(N:51-100)(A:(76-135)

0-4 overall, 0-2 non_conference

Q3: (H:76-160)(N:101-200)(A:136-240)

3-5 overall, 1-2 non_conference

Q4: (H:161+)(N:201+)(A:241+)

5-10 overall, 3-1 non_conference

RPI S Opponent Score

22 H St. Bonaventure 55 75 1129

39 A Louisville 60 86 1206

53 A Vermont 57 81 1211

61 A Col. of Charleston 60 68 1110

70 A Rider 71 97 0215

RPI S Opponent Score

82 A Bucknell 92 115 1120

105 A Iona 69 71 0111

114 A Memphis 66 70 1220

121 A Canisius 65 89 0208

RPI S Opponent Score

105 H Iona 82 78 0212

117 H Hofstra 85 76 1125

121 H Canisius 65 62 0107

142 H Albany (NY) 69 74 1209

180 A Fairfield 65 78 0205

201 A Monmouth 56 67 0125

217 A Lehigh 90 91 1117

228 A Manhattan 61 72 0113

RPI S Opponent Score

165 H Niagara 76 84 0105

170 H FGCU 53 86 1113

180 H Fairfield 69 70 0221

197 H Robert Morris 76 74 1202

201 H Monmouth 89 93 0218

228 H Manhattan 47 51 0202

253 H Saint Peter's 59 57 0129

253 A Saint Peter's 48 65 0225

265 H Holy Cross 71 65 1222

278 H Quinnipiac 70 71 0101

278 A Quinnipiac 69 76 0121

278 H Quinnipiac 58 67 0301

327 A Marist 58 63 1229

327 H Marist 68 65 0118

341 A Bryant 87 68 1217

Non-Div I Games:

U
C
R
iv
e
rs
id
e

■ Loss, ■ Non-Conf, S Site, H Home, A Away, N Neutral

DIV. I ONLY		8- 20	300	233	277	300
DIV. I NON-CONF.		2- 11	314	70	214	283
Quadrant 1		Quadrant 2		Quadrant 3		Quadrant 4
OVERALL	0-4	0-2		1-6		7-8
HOME	0-0	0-0		0-2		6-4
AWAY	0-4	0-2		1-4		1-4
NEUTRAL	0-0	0-0		0-0		0-0
NON-CONFERENCE	0-4	0-1		0-4		2-2
Q1: (H:1-30)(N:1-50)(A:1-75) 0-4 overall, 0-4 non_conference		Q2: (H:31-75)(N:51-100)(A:(76-135) 0-2 overall, 0-1 non_conference		Q3: (H:76-160)(N:101-200)(A:136-240) 1-6 overall, 0-4 non_conference		Q4: (H:161+)(N:201+)(A:241+) 7-8 overall, 2-2 non_conference
RPI S Opponent Score	RPI S Opponent Score		RPI S Opponent Score		RPI S Opponent Score	
23 A Texas Tech 53 82 1213	103 A Lipscomb 74 83 0222		103 H Lipscomb 71 86 0106		170 H FGCU 49 66 0120	
45 A Butler 64 82 1110	117 A Hofstra 57 75 1113		141 H Ga. Southern 69 78 1219		185 H Yale 74 89 1230	
51 A Florida St. 79 98 1122			161 A Tennessee Tech 68 82 1118		193 H Tennessee St. 74 77 1125	
60 A Washington 71 85 1128			170 A FGCU 97 93 0215		216 H North Florida 89 81 0208	
			174 A Mercer 56 89 1228		270 H NJIT 60 66 0124	
			175 A Seattle U 54 66 1130		270 A NJIT 71 74 0129	
			216 A North Florida 78 85 0113		280 A Jacksonville 58 65 0111	
					280 H Jacksonville 78 54 0210	
					280 A Jacksonville 68 87 0226	
					286 H Bethune-Cookman 81 74 1216	
					295 H Samford 71 66 1221	
					326 H Stetson 95 81 0118	
					326 A Stetson 74 86 0217	
					344 A USC Upstate 81 80 0127	
					344 H USC Upstate 93 69 0203	

Non-Div I Games: Piedmont	77	54	Carver	98	75
---------------------------	----	----	--------	----	----

DIV. I ONLY				8- 16				279				283				196				301											
DIV. I NON-CONF.				5- 4				147				342				223				256											
Quadrant 1				Quadrant 2				Quadrant 3				Quadrant 4				TOTALS															
OVERALL				0-3				0-3				0-5				8-5				8- 16											
HOME				0-0				0-1				0-2				7-2				7- 5											
AWAY				0-2				0-2				0-3				1-3				1- 10											
NEUTRAL				0-1				0-0				0-0				0-0				0- 1											
NON-CONFERENCE				0-1				0-1				0-1				5-1				5- 4											
Q1: (H:1-30)(N:1-50)(A:1-75) 0-3 overall, 0-1 non_conference								Q2: (H:31-75)(N:51-100)(A:(76-135) 0-3 overall, 0-1 non_conference								Q3: (H:76-160)(N:101-200)(A:136-240) 0-5 overall, 0-1 non_conference								Q4: (H:161+)(N:201+)(A:241+) 8-5 overall, 5-1 non_conference							
RPI	S	Opponent	Score		RPI	S	Opponent	Score		RPI	S	Opponent	Score		RPI	S	Opponent	Score													
40	A	South Dakota St.	62	82	0217	40	H	South Dakota St.	70	98	0120	92	H	South Dakota	54	80	0201	209	H	Fort Wayne	75	74	0117								
40	N	South Dakota St.	60	66	0303	92	A	South Dakota	50	62	0103	154	H	Miami (OH)	73	76	1202	210	H	North Dakota St.	82	74	0222								
45	A	Butler	46	107	1221	135	A	Iowa St.	45	70	1125	209	A	Fort Wayne	74	90	0214	227	H	Denver	52	89	0224								
												210	A	North Dakota St.	69	80	0127	232	H	Milwaukee	90	69	1209								
												227	A	Denver	58	70	0125	255	A	Oral Roberts	66	81	0106								
																		255	H	Oral Roberts	82	56	0203								
																		262	H	Eastern Ill.	56	54	1115								
																		262	A	Eastern Ill.	77	78	1219								
																		282	H	Omaha	66	87	0111								
																		282	A	Omaha	68	71	0208								
																		287	A	SIUE	69	67	1122								
																		294	H	IUPUI	90	77	1128								
																		336	H	American	69	56	1206								

Non-Div I Games: Oak Hills Christian 107 45 Saint Mary's (MN) 109 68 Calvary 102 25 Lincoln Christian 91 57

Little Rock

■ Loss, ■ Non-Conf, S Site, H Home, A Away, N Neutral

Chatanooga

■ Loss, ■ Non-Conf, S Site, H Home, A Away, N Neutral

DIV. I ONLY		13- 17	216	347	341	306
DIV. I NON-CONF.		2- 9	300	202	82	298
Quadrant 1		Quadrant 2		Quadrant 3		Quadrant 4
OVERALL	0-2	0-3		0-5		13-7
HOME	0-0	0-0		0-0		9-3
AWAY	0-2	0-3		0-5		4-4
NEUTRAL	0-0	0-0		0-0		0-0
NON-CONFERENCE	0-2	0-3		0-3		2-1
Q1: (H:1-30)(N:1-50)(A:1-75)		Q2: (H:31-75)(N:51-100)(A:76-135)		Q3: (H:76-160)(N:101-200)(A:136-240)		Q4: (H:161+)(N:201+)(A:241+)
0-2 overall, 0-2 non_conference		0-3 overall, 0-3 non_conference		0-5 overall, 0-3 non_conference		13-7 overall, 2-1 non_conference
RPI	S	Opponent	Score	RPI	S	Opponent
4	A	Duke	61 78 1117	78	A	UCF
59	A	Baylor	60 80 1220	99	A	Marshall
				134	A	Missouri St.

Non-Div I Games: Wilev 92 69 Ecclesia 98 57

N.
C.
C
e
n
t
r
a
l

DIV. I ONLY		13- 15	201	350	350	307
DIV. I NON-CONF.		3- 8	269	274	345	293
Quadrant 1		Quadrant 2		Quadrant 3		Quadrant 4
OVERALL	0-0	0-1		0-6		13-8
HOME	0-0	0-0		0-0		9- 2
AWAY	0-0	0-1		0-6		3-6
NEUTRAL	0-0	0-0		0-0		1-0
NON-CONFERENCE	0-0	0-1		0-5		3-2
Q1: (H:1-30)(N:1-50)(A:1-75)		Q2: (H:31-75)(N:51-100)(A:(76-135)		Q3: (H:76-160)(N:101-200)(A:136-240)		Q4: (H:161+)(N:201+)(A:241+)
0-0 overall, 0-0 non_conference		0-1 overall, 0-1 non_conference		0-6 overall, 0-5 non_conference		13-8 overall, 3-2 non_conference
RPI	S	Opponent	Score	RPI	S	Opponent
99	A	Marshall	84 92 1122	150	A	Evansville
				177	A	Grand Canyon
				182	A	Illinois
				188	A	Savannah St.
				199	A	George Mason
				240	A	Ill.-Chicago
				239	H	Hampton
				244	A	N.C. A&T
				244	H	N.C. A&T
				258	A	Southeast Mo. St.
				258	H	Southeast Mo. St.
				261	H	Norfolk St.
				286	A	Bethune-Cookman
				297	H	McNeese
				306	H	Southern U.
				308	A	UT Martin
				323	H	Morgan St.
				331	A	South Carolina St.
				332	A	Florida A&M
				339	A	Howard
				339	H	Howard
				343	H	Coppin St.
				343	N	Coppin St.
				347	A	UMES
				347	H	UMES
				351	A	Delaware St.
				351	H	Delaware St.

N.
C.
C
e
n
t
r
a
l

Non-Div I Games:	Warren Wilson	101 76	Christendom	116 38	St Andrews	75 55
------------------	---------------	--------	-------------	--------	------------	-------

U
T
M
a
r
t
i
n

DIV. I ONLY		8- 21	304	312	248	308
DIV. I NON-CONF.		3- 8	269	302	320	302
Quadrant 1		Quadrant 2		Quadrant 3		Quadrant 4
OVERALL	0-2	0-3		1-5		7-11
HOME	0-0	0-1		0-1		3- 9
AWAY	0-2	0-2		1-4		4-4
NEUTRAL	0-0	0-0		0-0		0-0
NON-CONFERENCE	0-1	0-2		0-2		3-3
Q1: (H:1-30)(N:1-50)(A:1-75) 0-2 overall, 0-1 non_conference		Q2: (H:31-75)(N:51-100)(A:76-135) 0-3 overall, 0-2 non_conference		Q3: (H:76-160)(N:101-200)(A:136-240) 1-5 overall, 0-2 non_conference		Q4: (H:161+)(N:201+)(A:241+) 7-11 overall, 3-3 non_conference
RPI S Opponent Score	RPI S Opponent Score		RPI S Opponent Score		RPI S Opponent Score	
48 A Murray St. 68 82 0106	48 H Murray St. 53 66 0203		81 H Belmont 58 65 1230		166 H Austin Peay 57 59 0201	
72 A Mississippi St. 61 92 1216	88 A LSU 60 84 1129		147 A Jacksonville St. 67 63 0125		193 H Tennessee St. 63 60 1228	
	99 A Marshall 91 102 1110		161 A Tennessee Tech 55 63 0127		254 H UMKC 55 65 1126	
			166 A Austin Peay 69 75 0104		258 H Southeast Mo. St. 77 81 0210	
			182 A Illinois 74 77 1112		258 A Southeast Mo. St. 72 66 0224	
			223 A Akron 59 76 1118		262 A Eastern Ill. 60 80 0118	
					262 H Eastern Ill. 57 64 0217	
					273 H Eastern Ky. 70 78 0111	
					273 A Eastern Ky. 70 69 0208	
					287 A SIUE 70 69 0120	
					287 H SIUE 69 70 0215	
					288 A Arkansas St. 92 78 1205	
					292 H Morehead St. 67 71 0113	
					292 A Morehead St. 53 70 0222	
					304 A Chattanooga 63 66 1202	
					306 A Southern U. 66 69 1122	
					307 H N.C. Central 74 57 1115	
					310 H Ark.-Pine Bluff 74 68 1222	

U
T
M
a
r
t
i
n

Non-Div I Games: UIC Clermont 127 92 Blue Mountain (MS) 84 76

DIV. I ONLY		13- 20	244	345	338	310									
DIV. I NON-CONF.		0- 14	337	210	173	346									
<hr/>															
Quadrant 1		Quadrant 2		Quadrant 3		Quadrant 4									
OVERALL	0-1	0-2		2-6		11-11									
HOME	0-0	0-0		0-0		7- 3									
AWAY	0-1	0-2		2-4		4-6									
NEUTRAL	0-0	0-0		0-2		0- 4									
NON-CONFERENCE	0-1	0-2		0-6		0- 14									
Q1: (H:1-30)(N:1-50)(A:1-75) 0-1 overall, 0-1 non_conference		Q2: (H:31-75)(N:51-100)(A:(76-135) 0-2 overall, 0-2 non_conference		Q3: (H:76-160)(N:101-200)(A:136-240) 2-6 overall, 0-6 non_conference		Q4: (H:161+)(N:201+)(A:241+) 11-11 overall, 0-5 non_conference									
RPI	S	Opponent	Score	RPI	S	Opponent	Score	RPI	S	Opponent	Score	RPI	S	Opponent	Score
7	A	Cincinnati	49 77 1219	102	A	Fresno St.	52 78 1213	121	N	Canisius	58 81 1125	220	N	North Dakota	71 80 1113
				115	A	SMU	37 72 1118	143	A	Oregon St.	58 85 1209	237	H	Prairie View	71 76 0217
								153	A	Weber St.	74 96 1216	238	H	Texas Southern	62 61 0219
								187	A	Pacific	69 78 1124	247	N	Texas St.	54 71 1122
								195	N	Troy	57 81 1112	251	H	Grambling	68 69 0127
								206	A	Hawaii	70 82 1110	251	A	Grambling	75 66 0224
								237	A	Prairie View	72 66 0120	252	A	Air Force	47 57 1120
								238	A	Texas Southern	74 72 0122	266	A	Santa Clara	57 72 1202
												306	H	Southern U.	78 76 0113
												306	A	Southern U.	62 70 0210
												308	A	UT Martin	68 74 1222
												330	H	Jackson St.	60 58 0129
												330	A	Jackson St.	48 51 0226
												334	A	Alabama St.	94 68 0108
												334	H	Alabama St.	59 65 0205
												346	H	Alcorn	71 59 0115
												346	A	Alcorn	52 84 0212
												349	A	Mississippi Val.	80 71 0101
												349	H	Mississippi Val.	94 57 0303
												349	H	Mississippi Val.	77 73 0306
												350	A	Alabama A&M	69 62 0106
												350	H	Alabama A&M	80 62 0203

Non-Div I Games:

RPI	S	Opponent	Score	RPI	S	Opponent	Score	RPI	S	Opponent	Score	RPI	S	Opponent	Score
37	A	Florida	63 70 1119	53	H	Vermont	56 67 0118	132	H	UMBC	59 68 0211	165	H	Niagara	70 78 1205
46	A	Texas	60 78 1114	98	N	Furman	64 78 1124	142	H	Albany (NY)	64 61 0106	198	H	Hartford	62 79 0131
53	A	Vermont	58 71 0215	132	A	UMBC	67 71 0103	142	A	Albany (NY)	74 83 0203	207	H	Stony Brook	53 51 0121
								157	N	Utah St.	63 77 1125	211	H	Boston U.	69 70 1129
								180	A	Fairfield	68 78 1222	265	A	Holy Cross	58 62 1209
								191	A	George Washington	64 68 1220	290	A	UMass Lowell	74 62 0115
								198	A	Hartford	56 65 0221	290	H	UMass Lowell	77 92 0227
								198	A	Hartford	60 71 0303	320	H	Binghamton	71 67 0110
								207	A	Stony Brook	63 72 0218	320	A	Binghamton	57 52 0127
												333	H	Dartmouth	83 66 1230
												335	A	Maine	68 69 0124
												335	H	Maine	71 56 0208
												336	H	American	70 74 1121
												341	H	Bryant	75 59 1202

New Hampshire

Non-Div I Games: I vndon St	111	31	Wheelock	95	39
-----------------------------	-----	----	----------	----	----

DIV. I ONLY		9- 21	293	267	327	313									
DIV. I NON-CONF.		1- 9	322	236	328	341									
Quadrant 1		Quadrant 2		Quadrant 3		Quadrant 4									
OVERALL	0-1	0-1		1-8		8-11									
HOME	0-0	0-0		0-2		7- 6									
AWAY	0-0	0-1		1-6		1-7									
NEUTRAL	0-1	0-0		0-0		0- 1									
NON-CONFERENCE	0-1	0-0		0-3		1- 9									
Q1: (H:1-30)(N:1-50)(A:1-75)		Q2: (H:31-75)(N:51-100)(A:76-135)		Q3: (H:76-160)(N:101-200)(A:136-240)		Q4: (H:161+)(N:201+)(A:241+)									
0-1 overall, 0-1 non_conference		0-1 overall, 0-0 non_conference		1-8 overall, 0-3 non_conference		8-11 overall, 1-5 non_conference									
RPI	S	Opponent	Score	RPI	S	Opponent	Score	RPI	S	Opponent	Score				
2	N	Villanova	57 104 1117	82	A	Bucknell	59 74 0203	82	H	Bucknell	75 80 0108	192	H	Colgate	93 83 0131
								123	H	Penn	68 73 1206	200	H	Navy	72 75 0117
								192	A	Colgate	71 68 0105	211	H	Boston U.	72 75 0124
								192	A	Colgate	54 76 0301	217	H	Lehigh	74 79 1229
								199	A	George Mason	65 67 1110	241	A	Cornell	71 80 1220
								200	A	Navy	69 71 0214	245	A	Drexel	67 68 1129
								211	A	Boston U.	65 81 0221	253	H	Saint Peter's	82 86 1126
								217	A	Lehigh	64 79 0224	265	H	Holy Cross	60 48 0102
								224	A	Princeton	46 60 1122	265	A	Holy Cross	74 85 0127
												270	A	NJIT	80 96 1114
												278	H	Quinnipiac	79 58 1202
												281	A	Army West Point	71 81 0111
												281	H	Army West Point	81 54 0207
												321	A	Sacred Heart	50 62 1209
												324	A	Loyola Maryland	77 83 0114
												324	H	Loyola Maryland	84 67 0211
												336	A	American	62 53 0120
												336	H	American	90 85 0217
												336	H	American	93 86 0227

Non-Div I Games: Susquehanna 82 70

Lafayette

Lafayette

DIV. I ONLY		3- 26	346	113	120	314									
DIV. I NON-CONF.		2- 8	296	185	297	291									
Quadrant 1		Quadrant 2		Quadrant 3		Quadrant 4									
OVERALL	0-3	0-7		1-11		2-5									
HOME	0-1	0-1		1-7		1-2									
AWAY	0-2	0-5		0-4		1-3									
NEUTRAL	0-0	0-1		0-0		0-0									
NON-CONFERENCE	0-0	0-2		0-4		2-2									
Q1: (H:1-30)(N:1-50)(A:1-75)		Q2: (H:31-75)(N:51-100)(A:76-135)		Q3: (H:76-160)(N:101-200)(A:136-240)		Q4: (H:161+)(N:201+)(A:241+)									
0-3 overall, 0-0 non_conference		0-7 overall, 0-2 non_conference		1-11 overall, 0-4 non_conference		2-5 overall, 2-2 non_conference									
RPI	S	Opponent	Score	RPI	S	Opponent	Score	RPI	S	Opponent	Score				
14	H	Nevada	54 71 0117	43	H	Saint Mary's (CA)	61 79 1119	91	H	San Diego St.	59 71 0224	234	H	Colorado St.	52 59 1230
14	A	Nevada	67 80 0221	91	A	San Diego St.	49 85 0109	92	H	South Dakota	62 76 1217	252	H	Air Force	71 78 0113
38	A	Boise St.	71 94 0124	93	A	Wyoming	75 89 0217	93	H	Wyoming	86 90 0127	252	A	Air Force	61 83 0303
				93	N	Wyoming	61 74 0307	102	H	Fresno St.	57 77 0214	260	A	Southern Utah	69 81 1116
				100	A	Southern Ill.	58 76 1202	129	H	New Mexico	68 71 0203	266	A	Santa Clara	75 63 1221
				129	A	New Mexico	47 80 0106	130	H	UNLV	76 82 0103	269	H	Idaho St.	62 54 1122
				130	A	UNLV	67 76 0131	144	H	San Diego	64 81 1112	285	A	Portland	55 64 1209
								157	A	Utah St.	72 86 1227				
								157	H	Utah St.	64 62 0228				
								196	A	Bowling Green	79 85 1129				
								227	A	Denver	56 58 1205				
								234	A	Colorado St.	79 90 0210				

Non-Div I Games: Antelope Valley 97 45

San Jose St.

San Jose St.

DIV. I ONLY		7- 19	308	247	270	316					
DIV. I NON-CONF.		2- 10	307	227	216	306					
Quadrant 1		Quadrant 2		Quadrant 3		Quadrant 4					
OVERALL	0-1	0-5		1-5		6-8					
HOME	0-0	0-0		1-1		5-4					
AWAY	0-1	0-5		0-4		1-4					
NEUTRAL	0-0	0-0		0-0		0-0					
NON-CONFERENCE	0-1	0-3		0-2		2-4					
Q1: (H:1-30)(N:1-50)(A:1-75)		Q2: (H:31-75)(N:51-100)(A:76-135)		Q3: (H:76-160)(N:101-200)(A:136-240)		Q4: (H:161+)(N:201+)(A:241+)					
0-1 overall, 0-1 non_conference		0-5 overall, 0-3 non_conference		1-5 overall, 0-2 non_conference		6-8 overall, 2-4 non_conference					
RPI	S	Opponent	Score	RPI	S	Opponent	Score	RPI	S	Opponent	Score
2	A	Villanova	60 75 1110	79	A	Penn St.	65 79 1117	118	H	Harvard	83 76 0202
				89	A	Boston College	66 81 1212	123	H	Penn	62 74 0216
				107	A	UConn	73 77 1129	142	A	Albany (NY)	82 86 1202
				118	A	Harvard	74 93 0303	185	A	Yale	84 88 0209
				123	A	Penn	71 77 0113	192	A	Colgate	71 77 1125
								224	A	Princeton	56 72 0112
								185	H	Yale	73 83 0224
								200	H	Navy	68 73 1210
								207	H	Stony Brook	66 76 1207
								224	H	Princeton	85 60 0217
								241	H	Cornell	88 62 0120
								241	A	Cornell	81 82 0127
								278	H	Quinnipiac	87 89 1204
								281	A	Army West Point	78 88 1121
								296	A	Brown	88 91 0210
								296	H	Brown	89 82 0223
								333	H	Dartmouth	77 74 0203
								333	A	Dartmouth	78 80 0302
								335	H	Maine	83 71 1230
								337	A	Longwood	87 77 1114

Non-Div I Games: Sarah Lawrence 87 42

RPI	S	Opponent	Score
187	H	Pacific	72 81 0203
189	H	Long Beach St.	71 78 1209
255	H	Oral Roberts	80 76 1121
257	H	Loyola Marymount	71 70 0125
257	A	Loyola Marymount	79 85 0210
260	H	Southern Utah	82 88 1129
266	A	Santa Clara	65 72 1228
266	H	Santa Clara	59 73 0127
266	N	Santa Clara	85 69 0302
285	A	Portland	76 85 0201
285	H	Portland	75 64 0224
299	H	UC Riverside	70 59 1205
305	A	Cal Poly	81 91 1202

GmDte OT

DIV. I ONLY

DIV. I NON-CONF.

6- 24

2- 9

327

300

197

36

264

124

318

229

Quadrant 1

OVERALL 0-3

HOME 0-0

AWAY 0-2

NEUTRAL 0-1

NON-CONFERENCE 0-3

Quadrant 2

0-3

0-1

0-2

0-0

0-1

Quadrant 3

1-9

0-4

1-4

0-1

1-4

Quadrant 4

5-9

3-5

1-3

1-1

1-1

TOTALS

6- 24

3- 10

2- 11

1- 3

2- 9

Q1: (H:1-30)(N:1-50)(A:1-75)

0-3 overall, 0-3 non_conference

Q2: (H:31-75)(N:51-100)(A:(76-135)

0-3 overall, 0-1 non_conference

Q3: (H:76-160)(N:101-200)(A:136-240)

1-9 overall, 1-4 non_conference

Q4: (H:161+)(N:201+)(A:241+)

5-9 overall, 1-1 non_conference

RPI

S

Opponent

Score

13

N

Michigan

58 90 1216

36

A

UCLA

73 106 1203

63

A

Virginia Tech

79 111 1110

RPI

S

Opponent

Score

48

H

Murray St.

72 81 1222

101

A

Wright St.

55 87 0126

112

A

Northern Ky.

44 72 0128

RPI

S

Opponent

Score

87

H

Toledo

86 89 1206

94

H

ETSU

73 81 1219

101

H

Wright St.

73 80 0105

112

H

Northern Ky.

54 56 0107

148

A

Saint Louis

72 70 1122

175

N

Seattle U

71 *** 1118

186

A

Oakland

78 87 0209

209

A

Fort Wayne

82 91 1128

232

A

Milwaukee

79 87 1230

240

A

Ill.-Chicago

87 94 0219

RPI

S

Opponent

Score

173

H

Western Mich.

79 87 1209

186

H

Oakland

86 92 0120

232

H

Milwaukee

49 72 0222

240

H

Ill.-Chicago

69 78 0204

284

H

Cleveland St.

85 84 0110

284

A

Cleveland St.

72 75 0214

294

A

IUPUI

66 81 0116

294

H

IUPUI

74 60 0202

302

A

Green Bay

83 95 1228

302

H

Green Bay

97 107 0224

302

N

Green Bay

81 93 0302

329

H

Youngstown St.

93 91 0112

329

A

Youngstown St.

94 84 0216

345

N

Houston Baptist

116 109 1119

Non-Div I Games: Mich.-Dearborn 105 82 Siena Heights 131 69

DIV. I ONLY				8- 21				304				286				295				319											
DIV. I NON-CONF.				4- 6				223				230				271				241											
Quadrant 1				Quadrant 2				Quadrant 3				Quadrant 4				TOTALS															
OVERALL				0-3				1-2				0-5				7-11				8- 21											
HOME				0-0				1-0				0-2				4-5				5- 7											
AWAY				0-3				0-2				0-2				2-6				2- 13											
NEUTRAL				0-0				0-0				0-1				1-0				1- 1											
NON-CONFERENCE				0-3				1-0				0-1				3-2				4- 6											
Q1: (H:1-30)(N:1-50)(A:1-75)								Q2: (H:31-75)(N:51-100)(A:76-135)								Q3: (H:76-160)(N:101-200)(A:136-240)								Q4: (H:161+)(N:201+)(A:241+)							
0-3 overall, 0-3 non_conference								1-2 overall, 1-0 non_conference								0-5 overall, 0-1 non_conference								7-11 overall, 3-2 non_conference							
RPI	S	Opponent	Score		RPI	S	Opponent	Score		RPI	S	Opponent	Score		RPI	S	Opponent	Score													
10	A	Tennessee	53	88	1110	67	H	UNCG	74 72 1128	125	H	Radford	62	78	1230	172	H	Winthrop	68	81	0121										
63	A	Virginia Tech	55	63	1219	125	A	Radford	68	74	0218	127	H	UNC Asheville	56	76	0112	213	H	Liberty	66	81	0127								
64	A	NC State	68	86	1116	127	A	UNC Asheville	61	75	0203	140	N	Nicholls St.	64	76	1123	243	A	Gardner-Webb	53	61	0118								
												172	A	Winthrop	49	63	0207	243	H	Gardner-Webb	63	78	0222								
												213	A	Liberty	48	60	0106	244	H	N.C. A&T	73	70	1202								
																		263	A	Charleston So.	57	49	0124								
																		263	H	Charleston So.	54	64	0210								
																		263	A	Charleston So.	51	68	0227								
																		268	H	Campbell	79	83	0109								
																		268	A	Campbell	56	72	0224								
																		276	A	High Point	49	73	0115								
																		276	H	High Point	69	62	0215								
																		315	A	VMI	58	78	1118								
																		325	A	Charlotte	74	83	1120								
																		331	H	South Carolina St.	88	77	1205								
																		337	A	Longwood	78	65	0103								
																		337	H	Longwood	67	62	0201								
																		338	N	Chicago St.	75	73	1124								

Non-Div I Games: Piedmont 77 60 Toccoa Falls 104 35 Johnson (TN) 107 87

Binghamton

■ Loss,
 ■ Non-Conf,
 S Site,
 ■ H Home,
 ■ A Away,
 N Neutral

DIV. I ONLY		9- 21	293	328	297	321									
DIV. I NON-CONF.		4- 8	241	332	250	307									
Quadrant 1		Quadrant 2		Quadrant 3		Quadrant 4									
OVERALL	0-1	0-3		0-7		9-10									
HOME	0-0	0-0		0-1		4-8									
AWAY	0-1	0-3		0-6		4-1									
NEUTRAL	0-0	0-0		0-0		1-1									
NON-CONFERENCE	0-1	0-2		0-2		4-3									
Q1: (H:1-30)(N:1-50)(A:1-75)		Q2: (H:31-75)(N:51-100)(A:76-135)		Q3: (H:76-160)(N:101-200)(A:136-240)		Q4: (H:161+)(N:201+)(A:241+)									
0-1 overall, 0-1 non_conference		0-3 overall, 0-2 non_conference		0-7 overall, 0-2 non_conference		9-10 overall, 4-3 non_conference									
RPI	S	Opponent	Score	RPI	S	Opponent	Score	RPI	S	Opponent	Score				
41	A	Providence	75 89 1222	89	A	Boston College	53 73 1114	108	H	Wagner	84 99 0215	178	H	Saint Francis (PA)	60 73 0120
				90	A	St. John's (NY)	55 90 1202	169	A	Northwestern	50 81 1124	197	H	Robert Morris	60 74 0118
				108	A	Wagner	63 69 0104	178	A	Saint Francis (PA)	71 72 0128	226	H	Mt. St. Mary's	69 74 0217
								197	A	Robert Morris	56 64 0126	233	H	LIU Brooklyn	60 69 0201
								198	A	Hartford	72 86 1211	253	N	Saint Peter's	61 70 1118
								226	A	Mt. St. Mary's	75 81 0111	256	H	Fairleigh Dickinson	66 65 1231
								233	A	LIU Brooklyn	77 88 0224	256	A	Fairleigh Dickinson	67 77 0208
												264	H	Central Conn. St.	67 54 0203
												264	A	Central Conn. St.	67 50 0210
												265	H	Holy Cross	64 69 1110
												277	H	St. Francis Brooklyn	68 73 1229
												277	A	St. Francis Brooklyn	92 52 0113
												290	A	UMass Lowell	87 80 1129
												313	H	Lafayette	62 50 1209
												320	H	Binghamton	48 51 1217
												333	H	Dartmouth	79 73 1205
												335	N	Maine	69 68 1119
												341	H	Bryant	74 79 0106
												341	A	Bryant	94 84 0222

Non-Div I Games: Mitchell 84 60

S
a
c
r
e
d
H
e
a
r
t

S
a
c
r
e
d
H
e
a
r
t

DIV. I ONLY	8- 18	292	339	303	322
DIV. I NON-CONF.	0- 7	337	261	56	349
Quadrant 1		Quadrant 2	Quadrant 3	Quadrant 4	TOTALS
OVERALL	0-1	0-2	1-8	7-7	8- 18
HOME	0-0	0-0	0-1	4-5	4- 6
AWAY	0-1	0-2	1-7	3-1	4- 11
NEUTRAL	0-0	0-0	0-0	0-1	0- 1
NON-CONFERENCE	0-1	0-2	0-2	0-2	0- 7
Q1: (H:1-30)(N:1-50)(A:1-75) 0-1 overall, 0-1 non_conference		Q2: (H:31-75)(N:51-100)(A:76-135) 0-2 overall, 0-2 non_conference	Q3: (H:76-160)(N:101-200)(A:136-240) 1-8 overall, 0-2 non_conference	Q4: (H:161+)(N:201+)(A:241+) 7-7 overall, 0-2 non_conference	
RPI S Opponent Score	RPI S Opponent Score	RPI S Opponent Score	RPI S Opponent Score	RPI S Opponent Score	
59 A Baylor 46 70 1113	83 A Georgia 65 68 1119	124 H SFA 68 87 0214	208 H Sam Houston St. 50 82 0110		
	133 A Ole Miss 63 85 1219	140 A Nicholls St. 61 91 0116	221 H UTRGV 75 82 1115		
		152 A Southeastern La. 67 54 0131	229 H Lamar University 72 77 1230		
		181 A UTSA 58 72 1124	230 H New Orleans 53 62 0210		
		208 A Sam Houston St. 64 66 0207	230 N New Orleans 76 83 0307		
		221 A UTRGV 78 82 1206	247 A Texas St. 53 66 1129		
		225 A Central Ark. 69 81 1228	259 H Abilene Christian 80 66 0124		
		229 A Lamar University 76 79 0217	259 A Abilene Christian 76 67 0222		
		230 A New Orleans 55 61 0113	297 H McNeese 82 70 0228		
			342 H Northwestern St. 67 65 0103		
			345 H Houston Baptist 79 69 0127		
			345 A Houston Baptist 92 87 0303		
			348 A Incarnate Word 56 51 0203		
			348 H Incarnate Word 62 69 0224		

Non-Div I Games: Texas Lutheran 80 42 Our Lady of the La 69 68 St Mary's (TX) 71 55

DIV. I ONLY	11- 18	251	349	349	323
DIV. I NON-CONF.	2- 9	300	249	333	279
Quadrant 1		Quadrant 2	Quadrant 3	Quadrant 4	TOTALS
OVERALL	0-1	0-0	1-8	10-9	11- 18
HOME	0-0	0-0	0-0	6-2	6- 2
AWAY	0-1	0-0	1-7	2-7	3- 15
NEUTRAL	0-0	0-0	0-1	2-0	2- 1
NON-CONFERENCE	0-1	0-0	1-6	1-2	2- 9
Q1: (H:1-30)(N:1-50)(A:1-75) 0-1 overall, 0-1 non_conference		Q2: (H:31-75)(N:51-100)(A:76-135) 0-0 overall, 0-0 non_conference	Q3: (H:76-160)(N:101-200)(A:136-240) 1-8 overall, 1-6 non_conference	Q4: (H:161+)(N:201+)(A:241+) 10-9 overall, 1-2 non_conference	
RPI S Opponent Score	RPI S Opponent Score	RPI S Opponent Score	RPI S Opponent Score	RPI S Opponent Score	
31 A West Virginia 48 111 1118			151 A Towson 78 82 1206	188 H Savannah St. 89 88 0108	
			177 N Grand Canyon 74 *** 1227	244 A N.C. A&T 67 69 0113	
			188 A Savannah St. 94 97 0210	261 A Norfolk St. 65 76 0203	
			191 A George Washington 66 73 1129	274 A South Fla. 63 53 1113	
			199 A George Mason 79 86 1222	286 H Bethune-Cookman 95 96 0219	
			200 A Navy 59 66 1203	286 N Bethune-Cookman 78 77 0307	
			226 A Mt. St. Mary's 69 63 1127	307 A N.C. Central 63 77 0115	
			228 A Manhattan 66 80 1209	320 A Binghamton 59 76 1110	
			239 A Hampton 0 2 0224	331 H South Carolina St. 59 74 0129	
				331 N South Carolina St. 83 80 0306	
				332 H Florida A&M 87 68 0106	
				332 A Florida A&M 74 48 0212	
				339 H Howard 97 61 0205	
				340 A CSUN 69 79 1230	
				343 A Coppin St. 73 80 0120	
				343 H Coppin St. 69 56 0226	
				347 H UMES 85 82 0103	
				351 H Delaware St. 61 47 0122	
				351 A Delaware St. 80 87 0301	

Non-Div I Games: Goldev-Reacom 82 67 Lincoln (PA) 72 60

M
o
r
g
a
n
S
t
.

M
o
r
g
a
n
S
t
.

DIV. I ONLY	8- 22	309	260	322	324
DIV. I NON-CONF.	1- 9	322	292	301	347
Quadrant 1		Quadrant 2	Quadrant 3	Quadrant 4	TOTALS
OVERALL	0-1	0-3	1-8	7-10	8- 22
HOME	0-0	0-0	0-2	7-4	7- 6
AWAY	0-1	0-3	1-6	0-6	1- 16
NEUTRAL	0-0	0-0	0-0	0-0	0- 0
NON-CONFERENCE	0-1	0-1	0-4	1-3	1- 9
Q1: (H:1-30)(N:1-50)(A:1-75) 0-1 overall, 0-1 non_conference		Q2: (H:31-75)(N:51-100)(A:76-135) 0-3 overall, 0-1 non_conference	Q3: (H:76-160)(N:101-200)(A:136-240) 1-8 overall, 0-4 non_conference	Q4: (H:161+)(N:201+)(A:241+) 7-10 overall, 1-3 non_conference	
RPI S Opponent Score	RPI S Opponent Score	RPI S Opponent Score	RPI S Opponent Score	RPI S Opponent Score	
51 A Florida St. 71 96 1206	82 A Bucknell 53 94 0214	82 H Bucknell 70 78 0117	192 H Colgate 47 68 0218		
	82 A Bucknell 78 83 0301	151 H Towson 72 95 1117	200 H Navy 72 63 1229		
	114 A Memphis 71 83 1223	169 A Northwestern 75 79 1110	211 H Boston U. 68 65 0105		
		180 A Fairfield 52 64 1114	217 H Lehigh 74 80 0221		
		192 A Colgate 72 77 0120	245 H Drexel 66 62 1221		
		200 A Navy 56 62 0224	265 A Holy Cross 57 64 0108		
		211 A Boston U. 55 64 0131	265 H Holy Cross 57 73 0203		
		217 A Lehigh 91 88 0124	281 A Army West Point 75 86 0102		
		226 A Mt. St. Mary's 75 80 1202	281 H Army West Point 79 68 0127		
			281 H Army West Point 82 79 0227		
			290 A UMass Lowell 75 83 1126		
			313 H Lafayette 83 77 0114		
			313 A Lafayette 67 84 0211		
			320 H Binghamton 64 77 1209		
			333 A Dartmouth 63 64 1128		
			336 A American 65 76 0111		
			336 H American 72 69 0207		

Non-Div I Games: Goucher 97 45

Loyola Maryland

Loyola Maryland

St
et
s
o
n

DIV. I ONLY				8- 20				300				335				313				326			
DIV. I NON-CONF.				4- 9				254				314				344				292			
Quadrant 1				Quadrant 2				Quadrant 3				Quadrant 4				TOTALS							
OVERALL 0-1				0-2				0-6				8-11				8- 20							
HOME 0-0				0-0				0-2				3-7				3- 9							
AWAY 0-1				0-2				0-4				5-4				5- 11							
NEUTRAL 0-0				0-0				0-0				0-0				0- 0							
NON-CONFERENCE 0-1				0-0				0-3				4-5				4- 9							
Q1: (H:1-30)(N:1-50)(A:1-75) 0-1 overall, 0-1 non_conference				Q2: (H:31-75)(N:51-100)(A:76-135) 0-2 overall, 0-0 non_conference				Q3: (H:76-160)(N:101-200)(A:136-240) 0-6 overall, 0-3 non_conference				Q4: (H:161+)(N:201+)(A:241+) 8-11 overall, 4-5 non_conference											
RPI	S	Opponent	Score	RPI	S	Opponent	Score	RPI	S	Opponent	Score	RPI	S	Opponent	Score								
57	A	Nebraska	62 71 1229	103	A	Lipscomb	82 85 0120	78	H	UCF	55 74 1219	170	H	FGCU	60 76 0222								
				103	A	Lipscomb	73 89 0226	103	H	Lipscomb	73 82 0215	216	H	North Florida	65 73 0127								
								170	A	FGCU	52 90 0106	248	A	Duquesne	59 73 1206								
								209	A	Fort Wayne	84 88 1216	267	A	South Ala.	81 77 1122								
								210	A	North Dakota St.	58 94 1125	268	H	Campbell	78 85 1130								
								216	A	North Florida	91 97 0203	270	H	NJIT	80 67 0111								
												270	A	NJIT	84 80 0210								
												274	H	South Fla.	72 75 1115								
												280	A	Jacksonville	69 76 0124								
												280	H	Jacksonville	67 68 0129								
												286	H	Bethune-Cookman	62 74 0115								
												287	H	SIUE	76 80 1118								
												293	A	FIU	70 64 1112								
												300	A	Kennesaw St.	81 95 0118								
												300	H	Kennesaw St.	86 74 0217								
												302	A	Green Bay	83 71 1127								
												327	A	Marist	79 76 1209								
												344	H	USC Upstate	87 69 0113								
												344	A	USC Upstate	79 91 0208								

St
et
s
o
n

Non-Div I Games:	Ave Maria	87	53	Wehher Int'l	98	89	Fla National	94	88	Edward Waters	85	52
------------------	-----------	----	----	--------------	----	----	--------------	----	----	---------------	----	----

RPI	S	Opponent	Score
165	H	Niagara	70 86 0107
180	H	Fairfield	95 89 0113
192	H	Colgate	78 76 1206
201	N	Monmouth	78 91 0127
217	H	Lehigh	76 84 1111
228	H	Manhattan	96 101 0102
253	A	Saint Peter's	66 70 0208
253	H	Saint Peter's	69 51 0217
278	A	Quinnipiac	79 80 0110
278	H	Quinnipiac	77 85 0125
281	H	Army West Point	73 94 1118
281	N	Army West Point	75 82 1202
283	A	The Citadel	100 91 1201
290	A	UMass Lowell	73 76 1115
296	A	Brown	69 90 1222
298	H	Siena	63 58 1229
298	A	Siena	65 68 0118
326	H	Stetson	76 79 1209

M
a
r
i
s
t

GmDte OT

SOS w/in Conf

.46501 (9)

RPI	S	Opponent	Score
181	H	UTSA	60 79 0303
221	H	UTRGV	67 69 1202
235	H	North Texas	78 85 0113
247	H	Texas St.	66 74 1222
273	H	Eastern Ky.	72 73 1110
275	H	Fla. Atlantic	62 63 0127
275	A	Fla. Atlantic	79 76 0222
291	A	UTEP	62 80 1230
291	H	UTEP	76 70 0301
293	H	FIU	73 64 0125
293	A	FIU	64 67 0222
325	H	Charlotte	73 64 0106
342	A	Northwestern St.	87 65 1117

Loss, Non-Conf, S Site, H Home, A Away, N Neutral

Youngstown St

■ Loss, ■ Non-Conf, S Site, H Home, A Away, N Neutral

DIV. I ONLY		10- 20	279	344	346	330
DIV. I NON-CONF.		1- 10	327	164	142	303
Quadrant 1		Quadrant 2		Quadrant 3		Quadrant 4
OVERALL	0-2	0-3		0-6		10-9
HOME	0-0	0-0		0-0		7- 2
AWAY	0-2	0-3		0-6		2- 6
NEUTRAL	0-0	0-0		0-0		1- 1
NON-CONFERENCE	0-2	0-3		0-4		1- 10
Q1: (H:1-30)(N:1-50)(A:1-75)		Q2: (H:31-75)(N:51-100)(A:76-135)		Q3: (H:76-160)(N:101-200)(A:136-240)		Q4: (H:161+)(N:201+)(A:241+)
0-2 overall, 0-2 non_conference		0-3 overall, 0-3 non_conference		0-6 overall, 0-4 non_conference		10-9 overall, 1-1 non_conference
RPI S Opponent Score	RPI S Opponent Score		RPI S Opponent Score		RPI S Opponent Score	
22 A St. Bonaventure 58 72 1118	87 A Toledo 57 83 1220		167 A Central Mich. 63 70 1201		237 H Prairie View 79 71 0115	
74 A Maryland 45 76 1120	100 A Southern Ill. 51 69 1213		174 A Mercer 58 86 1114		238 H Texas Southern 85 80 0113	
	106 A Ball St. 54 70 1222		194 A Louisiana Tech 62 91 1209		251 H Grambling 45 72 0120	
			214 A La.-Monroe 52 65 1128		251 A Grambling 64 71 0217	
			237 A Prairie View 58 63 0212		282 N Omaha 75 73 1125	
			238 A Texas Southern 75 86 0210		306 A Southern U. 65 61 0108	
					306 H Southern U. 62 67 0205	
					306 A Southern U. 60 62 0306	
					310 A Ark.-Pine Bluff 58 60 0129	
					310 H Ark.-Pine Bluff 51 48 0226	
					334 H Alabama St. 82 73 0101	
					334 A Alabama St. 60 62 0301	
					346 A Alcorn 60 55 0106	
					346 H Alcorn 60 57 0203	
					347 N UMES 63 66 1124	
					349 A Mississippi Val. 67 72 0127	
					349 H Mississippi Val. 60 59 0224	
					350 H Alabama A&M 59 56 0103	
					350 A Alabama A&M 59 66 0303	

Non-Div I Games: Fisk 60 53 Millsans 84 46

DIV. I ONLY		8- 22	309	325	332	331					
DIV. I NON-CONF.		2- 11	314	95	197	284					
Quadrant 1		Quadrant 2		Quadrant 3		Quadrant 4					
OVERALL		0-3	0-4	0-4		8-11					
HOME		0-0	0-0	0-0		6- 5					
AWAY		0-3	0-4	0-4		2- 5					
NEUTRAL		0-0	0-0	0-0		0- 1					
NON-CONFERENCE		0-3	0-4	0-2		2- 2					
Q1: (H:1-30)(N:1-50)(A:1-75)		Q2: (H:31-75)(N:51-100)(A:76-135)		Q3: (H:76-160)(N:101-200)(A:136-240)		Q4: (H:161+)(N:201+)(A:241+)					
0-3 overall, 0-3 non_conference		0-4 overall, 0-4 non_conference		0-4 overall, 0-2 non_conference		8-11 overall, 2-2 non_conference					
RPI	S	Opponent	Score	RPI	S	Opponent	Score	RPI	S	Opponent	Score
36	A	UCLA	68 96 1117	78	A	UCF	64 89 1221	172	A	Winthrop	61 86 1126
61	A	Col. of Charleston	64 80 1219	89	A	Boston College	52 91 1112	185	A	Yale	54 86 1114
64	A	NC State	71 103 1202	98	A	Furman	72 101 1209	188	A	Savannah St.	99 *** 0203
				110	A	Wisconsin	50 85 1110	239	A	Hampton	66 79 0217

Non-Div I Games: Brevard 93 65 Morris 100 91

Florida A & M

DIV. I ONLY		8- 25	322	324	344	332
DIV. I NON-CONF.		0- 15	337	97	241	329
Quadrant 1		Quadrant 2		Quadrant 3		Quadrant 4
OVERALL	0-4	0-3		1-4		7-14
HOME	0-0	0-0		0-0		5- 4
AWAY	0-4	0-3		1-4		1-9
NEUTRAL	0-0	0-0		0-0		1-1
NON-CONFERENCE	0-4	0-3		0-4		0- 15
Q1: (H:1-30)(N:1-50)(A:1-75) 0-4 overall, 0-4 non_conference		Q2: (H:31-75)(N:51-100)(A:76-135) 0-3 overall, 0-3 non_conference		Q3: (H:76-160)(N:101-200)(A:136-240) 1-4 overall, 0-4 non_conference		Q4: (H:161+)(N:201+)(A:241+) 7-14 overall, 0-4 non_conference
RPI S Opponent Score	RPI S Opponent Score		RPI S Opponent Score		RPI S Opponent Score	
26 A Miami (FL) 59 90 1116	106 A Ball St. 54 75 1229		156 A Georgia Tech 54 79 1217		188 H Savannah St. 100 107 0131	
46 A Texas 58 82 1129	124 A SFA 63 79 1126		174 A Mercer 64 82 1209		216 H North Florida 89 101 1211	
48 A Murray St. 59 80 1202	130 A UNLV 66 108 1111		177 A Grand Canyon 51 67 1110		239 N Hampton 71 75 0307	
72 A Mississippi St. 48 79 1118			210 A North Dakota St. 66 80 1122		244 H N.C. A&T 83 77 0224	
			239 A Hampton 75 71 0127		261 A Norfolk St. 71 80 0129	
					286 A Bethune-Cookman 81 99 0113	
					286 H Bethune-Cookman 77 89 0301	
					289 A Fordham 69 79 1221	
					302 A Green Bay 50 57 1124	
					306 A Southern U. 50 68 1214	
					307 H N.C. Central 65 56 0210	
					323 A Morgan St. 68 87 0106	
					323 H Morgan St. 48 74 0212	
					331 H South Carolina St. 76 74 0226	
					339 H Howard 84 76 0103	
					339 A Howard 80 83 0203	
					339 N Howard 88 78 0306	
					343 A Coppin St. 78 79 0108	
					347 A UMES 61 62 0205	
					351 H Delaware St. 94 89 0115	
					351 A Delaware St. 66 63 0217	

Florida A & M

Non-Div I Games: Alhany St (GA) 77 59

DIV. I ONLY

DIV. I NON-CONF.

6- 20

3- 9

325

278

308

311

298

331

333

323

Quadrant 1

OVERALL 0-1

HOME 0-0

AWAY 0-1

NEUTRAL 0-0

NON-CONFERENCE 0-1

Quadrant 2

0-5

0-1

0-4

0-0

0-3

Quadrant 3

0-6

0-3

0-3

0-0

0-2

Quadrant 4

6-8

5-2

1-6

0-0

3-3

TOTALS

6- 20

5- 6

1- 14

0- 0

3- 9

Q1: (H:1-30)(N:1-50)(A:1-75)

0-1 overall, 0-1 non_conference

Q2: (H:31-75)(N:51-100)(A:76-135)

0-5 overall, 0-3 non_conference

Q3: (H:76-160)(N:101-200)(A:136-240)

0-6 overall, 0-2 non_conference

Q4: (H:161+)(N:201+)(A:241+)

6-8 overall, 3-3 non_conference

RPI S Opponent Score

65 A Notre Dame 87 97 1219

RPI S Opponent Score

53 H Vermont 78 91 0110

89 A Boston College 72 86 0113

118 A Harvard 51 61 0106

121 A Canisius 60 73 1202

123 A Penn 46 74 0223

RPI S Opponent Score

118 H Harvard 57 62 0120

123 H Penn 61 64 0209

142 H Albany (NY) 73 91 1122

185 A Yale 64 74 0127

224 A Princeton 47 64 0224

240 A Ill.-Chicago 60 76 1215

RPI S Opponent Score

185 H Yale 65 77 0216

224 H Princeton 72 56 0210

241 A Cornell 85 86 0202

241 H Cornell 75 86 0303

278 A Quinnipiac 77 78 1111

296 A Brown 62 64 0126

296 H Brown 66 63 0217

311 A New Hampshire 66 83 1230

316 A Columbia 74 77 0203

316 H Columbia 80 78 0302

321 A Sacred Heart 73 79 1205

324 H Loyola Maryland 64 63 1128

335 A Maine 73 66 1208

341 H Bryant 75 58 1222

Non-Div I Games: Emerson 78 43

DIV. I ONLY				8- 23		312		338		345		334													
DIV. I NON-CONF.				0- 12		337		67		151		316													
Quadrant 1				Quadrant 2				Quadrant 3				Quadrant 4				TOTALS									
OVERALL		0-4		0-0		0-7		8-12		8- 23															
HOME		0-0		0-0		0-0		4-7		4- 7															
AWAY		0-4		0-0		0-5		4-4		4- 13															
NEUTRAL		0-0		0-0		0-2		0-1		0- 3															
NON-CONFERENCE		0-4		0-0		0-4		0-4		0- 12															
Q1: (H:1-30)(N:1-50)(A:1-75) 0-4 overall, 0-4 non_conference						Q2: (H:31-75)(N:51-100)(A:(76-135) 0-0 overall, 0-0 non_conference						Q3: (H:76-160)(N:101-200)(A:136-240) 0-7 overall, 0-4 non_conference						Q4: (H:161+)(N:201+)(A:241+) 8-12 overall, 0-4 non_conference							
RPI	S	Opponent		Score		RPI	S	Opponent		Score		RPI	S	Opponent		Score		RPI	S	Opponent		Score			
7	A	Cincinnati		51	83	1127						147	A	Jacksonville St.		69	77	1130	172	H	Winthrop		80	88	1216
40	A	South Dakota St.		63	94	1114						155	A	Iowa		58	92	1112	193	H	Tennessee St.		45	64	1212
69	A	Oregon		56	114	1117						188	N	Savannah St.		97	***	1121	213	N	Liberty		70	87	1222
72	A	Mississippi St.		68	96	1110						194	N	Louisiana Tech		62	74	1221	237	H	Prairie View		80	86	0127
												237	A	Prairie View		74	80	0224	238	H	Texas Southern		82	97	0129
												238	A	Texas Southern		77	95	0226	251	A	Grambling		74	66	0103
												238	A	Texas Southern		76	90	0306	251	H	Grambling		64	66	0303
																			304	A	Chattanooga		50	67	1120
																			306	A	Southern U.		61	63	0120
																			306	H	Southern U.		67	71	0217
																			310	H	Ark.-Pine Bluff		68	94	0108
																			310	A	Ark.-Pine Bluff		65	59	0205
																			330	A	Jackson St.		73	82	0101
																			330	H	Jackson St.		62	60	0301
																			346	A	Alcorn		64	81	0122
																			346	H	Alcorn		82	62	0219
																			349	H	Mississippi Val.		63	46	0106
																			349	A	Mississippi Val.		89	85	0203
																			350	H	Alabama A&M		70	67	0113
																			350	A	Alabama A&M		69	50	0210

Alabama St

Non-Div I Games:

Maine

■ Loss, ■ Non-Conf, S Site, H Home, A Away, N Neutral

DIV. I ONLY		6- 24	327	302	321	336
DIV. I NON-CONF.		3- 8	269	272	322	289
Quadrant 1		Quadrant 2		Quadrant 3		Quadrant 4
OVERALL	0-3	0-2		1-5		5-14
HOME	0-0	0-0		0-1		4- 8
AWAY	0-3	0-2		1-4		1- 7
NEUTRAL	0-0	0-0		0-0		0- 0
NON-CONFERENCE	0-3	0-1		0-1		3-3
Q1: (H:1-30)(N:1-50)(A:1-75) 0-3 overall, 0-3 non_conference		Q2: (H:31-75)(N:51-100)(A:76-135) 0-2 overall, 0-1 non_conference		Q3: (H:76-160)(N:101-200)(A:136-240) 1-5 overall, 0-1 non_conference		Q4: (H:161+)(N:201+)(A:241+) 5-14 overall, 3-3 non_conference
RPI S Opponent Score	RPI S Opponent Score		RPI S Opponent Score		RPI S Opponent Score	
31 A West Virginia 64 98 1115	82 A Bucknell 55 84 1229		82 H Bucknell 61 80 0224		192 H Colgate 63 72 0102	
55 A Marquette 51 92 1221	108 A Wagner 70 71 1118		178 A Saint Francis (PA) 89 *** 1129		200 H Navy 44 61 0131	
62 A Kansas St. 45 83 1110			192 A Colgate 69 83 0127		211 H Boston U. 60 56 0214	
			200 A Navy 64 70 0105		217 H Lehigh 78 80 0210	
			211 A Boston U. 69 58 0117		226 H Mt. St. Mary's 56 59 1218	
			217 A Lehigh 66 76 0114		265 H Holy Cross 57 60 0122	
					265 A Holy Cross 64 70 0221	
					281 H Army West Point 54 58 0108	
					281 A Army West Point 70 82 0203	
					301 A Western Ill. 56 69 1206	
					311 A New Hampshire 74 70 1121	
					313 H Lafayette 53 62 0120	
					313 A Lafayette 85 90 0217	
					313 A Lafayette 86 93 0227	
					315 H VMI 69 64 1125	
					324 H Loyola Maryland 76 65 0111	
					324 A Loyola Maryland 69 72 0207	
					339 H Howard 74 63 1209	
					347 A UMES 70 74 1202	

Non-Div I Games:

DIV. I ONLY		4- 26	339	226	317	337					
DIV. I NON-CONF.		0- 10	337	179	323	344					
<hr/>											
Quadrant 1		Quadrant 2		Quadrant 3		Quadrant 4					
OVERALL	0-2	0-2		1-7		3-15					
HOME	0-0	0-0		0-3		2- 8					
AWAY	0-2	0-2		1-3		1-6					
NEUTRAL	0-0	0-0		0-1		0-1					
NON-CONFERENCE	0-2	0-0		0-3		0-5					
Q1: (H:1-30)(N:1-50)(A:1-75)		Q2: (H:31-75)(N:51-100)(A:76-135)		Q3: (H:76-160)(N:101-200)(A:136-240)		Q4: (H:161+)(N:201+)(A:241+)					
0-2 overall, 0-2 non_conference		0-2 overall, 0-0 non_conference		1-7 overall, 0-3 non_conference		3-15 overall, 0-5 non_conference					
RPI	S	Opponent	Score	RPI	S	Opponent	Score	RPI	S	Opponent	Score
66	A	Arizona St.	61 95 1219	125	A	Radford	63 70 0118	124	H	SFA	61 74 1111
67	A	UNCG	40 71 1121	127	A	UNC Asheville	80 90 0109	125	H	Radford	47 70 0224
								125	N	Radford	53 59 0301
								127	H	UNC Asheville	73 78 0207
								172	A	Winthrop	64 79 0218
								177	A	Grand Canyon	56 86 1221
								182	A	Illinois	45 92 1213
								213	A	Liberty	58 51 0112
								172	H	Winthrop	78 95 0124
								178	H	Saint Francis (PA)	56 83 1118
								213	H	Liberty	55 67 0203
								236	N	Delaware	57 65 1122
								241	H	Cornell	62 69 1216
								243	H	Gardner-Webb	79 73 0106
								243	A	Gardner-Webb	57 60 0127
								263	A	Charleston So.	43 84 1230
								263	H	Charleston So.	65 77 0215
								268	H	Campbell	76 62 0115
								268	A	Campbell	54 88 0210
								276	H	High Point	55 75 0121
								276	A	High Point	56 75 0222
								276	A	High Point	68 55 0227
								315	A	VMI	70 81 1209
								316	H	Columbia	77 87 1114
								319	H	Presbyterian	65 78 0103
								319	A	Presbyterian	62 67 0201

Non-Div I Games:	Bluefield St	84	59	Fayetteville St	61	52	N.C. Wesleyan	107	78
------------------	--------------	----	----	-----------------	----	----	---------------	-----	----

DIV. I ONLY		1- 28	351	156	129	338									
DIV. I NON-CONF.		0- 15	337	196	55	340									
Quadrant 1		Quadrant 2		Quadrant 3		Quadrant 4									
OVERALL	0-5	0-4		0-11		1-8									
HOME	0-0	0-2		0-1		1- 8									
AWAY	0-5	0-2		0-10		0- 19									
NEUTRAL	0-0	0-0		0-0		0- 1									
NON-CONFERENCE	0-3	0-2		0-7		0- 15									
Q1: (H:1-30)(N:1-50)(A:1-75) 0-5 overall, 0-3 non_conference		Q2: (H:31-75)(N:51-100)(A:76-135) 0-4 overall, 0-2 non_conference		Q3: (H:76-160)(N:101-200)(A:136-240) 0-11 overall, 0-7 non_conference		Q4: (H:161+)(N:201+)(A:241+) 1-8 overall, 0-3 non_conference									
RPI	S	Opponent	Score	RPI	S	Opponent	Score	RPI	S	Opponent	Score	RPI	S	Opponent	Score
9	A	Purdue	42 111 1112	42	H	New Mexico St.	60 97 0106	104	H	Bradley	58 84 1216	175	H	Seattle U	81 91 0210
42	A	New Mexico St.	67 78 0222	73	H	Utah Valley	57 97 0208	139	A	UNI	44 82 1118	177	H	Grand Canyon	58 86 0118
55	A	Marquette	69 95 1129	110	A	Wisconsin	70 82 1227	155	A	Iowa	62 95 1110	212	H	CSU Bakersfield	78 89 0120
65	A	Notre Dame	66 105 1116	132	A	UMBC	73 84 1123	168	A	Drake	67 79 1126	221	H	UTRGV	81 87 0127
73	A	Utah Valley	58 83 0113					169	A	Northwestern	31 96 1211	242	H	Northern Ill.	77 95 1202
								173	A	Western Mich.	71 92 1230	254	A	UMKC	67 76 0215
								175	A	Seattle U	64 67 0111	254	H	UMKC	96 82 0303
								177	A	Grand Canyon	55 89 0203	287	A	SIUE	76 88 1219
								186	A	Oakland	50 82 1209	319	N	Presbyterian	73 75 1124
								212	A	CSU Bakersfield	61 91 0201				
								221	A	UTRGV	75 83 0224				

Non-Div I Games: Fast-West II	113	65	Silver Lake	101	53
-------------------------------	-----	----	-------------	-----	----

DIV. I ONLY		8- 23	312	341	339	339
DIV. I NON-CONF.		1- 13	336	225	259	334
Quadrant 1		Quadrant 2		Quadrant 3		Quadrant 4
OVERALL	0-1	0-2		0-7		8-13
HOME	0-0	0-0		0-1		5- 4
AWAY	0-1	0-2		0-6		2- 9
NEUTRAL	0-0	0-0		0-0		1- 1
NON-CONFERENCE	0-1	0-2		0-6		1-13
Q1: (H:1-30)(N:1-50)(A:1-75) 0-1 overall, 0-1 non_conference		Q2: (H:31-75)(N:51-100)(A:76-135) 0-2 overall, 0-2 non_conference		Q3: (H:76-160)(N:101-200)(A:136-240) 0-7 overall, 0-6 non_conference		Q4: (H:161+)(N:201+)(A:241+) 8-13 overall, 1-4 non_conference
RPI S Opponent Score	RPI S Opponent Score		RPI S Opponent Score		RPI S Opponent Score	
24 A Gonzaga 69 106 1114	109 A Eastern Mich. 66 76 1118		123 H Penn 68 81 1204		239 H Hampton 81 95 0208	
	119 A Indiana 77 86 1112		147 A Jacksonville St. 60 62 1218		244 H N.C. A&T 90 88 0122	
			158 A Georgetown 67 81 1207		244 A N.C. A&T 69 83 0217	
			188 A Savannah St. 90 91 0115		250 N UNCW 80 75 1222	
			191 A George Washington 75 84 1110		261 H Norfolk St. 74 79 0226	
			206 A Hawaii 59 84 1229		274 A South Fla. 52 75 1122	
			213 A Liberty 55 75 1127		286 H Bethune-Cookman 87 92 0106	
					288 A Arkansas St. 78 92 1120	
					291 A UTEP 56 69 1221	
					307 H N.C. Central 84 78 0120	
					307 A N.C. Central 66 83 0219	
					323 A Morgan St. 61 97 0205	
					331 A South Carolina St. 88 91 0113	
					332 A Florida A&M 76 84 0103	
					332 H Florida A&M 83 80 0203	
					332 N Florida A&M 78 88 0306	
					336 A American 63 74 1209	
					343 A Coppin St. 78 71 0301	
					347 A UMES 85 75 0127	
					347 H UMES 84 56 0212	
					351 H Delaware St. 93 74 0224	

Non-Div I Games: Central Penn 81 64 Washington Adven 76 65

Howard

Howard

C
S
U
N

DIV. I ONLY				4- 24				338				303				263				340											
DIV. I NON-CONF.				1- 11				330				326				337				351											
Quadrant 1				Quadrant 2				Quadrant 3				Quadrant 4				TOTALS															
OVERALL				0-0				0-6				1-7				3-11				4- 24											
HOME				0-0				0-0				0-3				2-6				2- 9											
AWAY				0-0				0-6				1-4				1-3				2- 13											
NEUTRAL				0-0				0-0				0-0				0-2				0- 2											
NON-CONFERENCE				0-0				0-3				0-2				1-6				1- 11											
Q1: (H:1-30)(N:1-50)(A:1-75) 0-0 overall, 0-0 non_conference								Q2: (H:31-75)(N:51-100)(A:76-135) 0-6 overall, 0-3 non_conference								Q3: (H:76-160)(N:101-200)(A:136-240) 1-7 overall, 0-2 non_conference								Q4: (H:161+)(N:201+)(A:241+) 3-11 overall, 1-6 non_conference							
RPI	S	Opponent	Score	RPI	S	Opponent	Score	RPI	S	Opponent	Score	RPI	S	Opponent	Score	RPI	S	Opponent	Score	RPI	S	Opponent	Score								
				96	A	Montana	68 86 1203					97	H	UC Davis	56 63 0201	163	H	Cal St. Fullerton	76 102 0228												
				97	A	UC Davis	56 63 0125					113	H	UC Santa Barbara	73 82 0224	189	H	Long Beach St.	66 70 0127												
				102	A	Fresno St.	73 89 1113					131	H	UC Irvine	54 71 0113	206	H	Hawaii	46 65 0106												
				113	A	UC Santa Barbara	51 75 0203					163	A	Cal St. Fullerton	70 88 0217	257	H	Loyola Marymount	57 74 1209												
				128	A	Eastern Wash.	58 86 1217					189	A	Long Beach St.	70 80 0110	258	N	Southeast Mo. St.	59 74 1121												
				131	A	UC Irvine	56 77 0207					199	A	George Mason	73 78 1118	269	A	Idaho St.	66 74 1206												
												206	A	Hawaii	77 71 0210	269	H	Idaho St.	55 67 1223												
												218	A	California	63 83 1128	299	A	UC Riverside	66 57 0117												
																299	H	UC Riverside	62 69 0214												
																305	H	Cal Poly	72 54 0120												
																305	A	Cal Poly	86 90 0222												
																309	A	Sacramento St.	61 66 1219												
																320	N	Binghamton	65 70 1122												
																323	H	Morgan St.	79 69 1230												

C
S
U
N

Non-Div I Games: San Diego Christia 93 63 I IFF Pacific 76 50

B
r
y
a
n
t

■ Loss, ■ Non-Conf, S Site, H Home, A Away, N Neutral

DIV. I ONLY		5- 27	337	313	329	343									
DIV. I NON-CONF.		0- 15	337	132	108	332									
Quadrant 1		Quadrant 2		Quadrant 3		Quadrant 4									
OVERALL	0-3	0-3		0-5		5-16									
HOME	0-0	0-0		0-0		4- 6									
AWAY	0-3	0-3		0-5		1- 9									
NEUTRAL	0-0	0-0		0-0		0-1									
NON-CONFERENCE	0-3	0-3		0-4		0- 15									
Q1: (H:1-30)(N:1-50)(A:1-75)		Q2: (H:31-75)(N:51-100)(A:(76-135)		Q3: (H:76-160)(N:101-200)(A:136-240)		Q4: (H:161+)(N:201+)(A:241+)									
0-3 overall, 0-3 non_conference		0-3 overall, 0-3 non_conference		0-5 overall, 0-4 non_conference		5-16 overall, 0-5 non_conference									
RPI	S	Opponent	Score	RPI	S	Opponent	Score	RPI	S	Opponent	Score				
7	A	Cincinnati	54 97 1116	79	A	Penn St.	43 88 1230	156	A	Georgia Tech	62 76 1227	188	H	Savannah St.	71 80 0106
31	A	West Virginia	38 77 1220	107	A	UConn	59 72 1209	158	A	Georgetown	60 76 1203	200	H	Navy	53 70 1206
69	A	Oregon	54 70 1110	132	A	UMBC	74 81 1212	203	A	Rutgers	39 64 1119	226	H	Mt. St. Mary's	53 66 1222
								204	A	Ohio	37 80 1201	239	H	Hampton	79 82 0212
								239	A	Hampton	59 70 0131	244	A	N.C. A&T	47 60 0115
												261	A	Norfolk St.	67 75 0103
												264	A	Central Conn. St.	71 74 1121
												271	A	East Carolina	50 76 1112
												284	A	Cleveland St.	56 80 1117
												286	A	Bethune-Cookman	60 80 0203
												286	H	Bethune-Cookman	85 89 0217
												307	A	N.C. Central	61 81 0113
												307	N	N.C. Central	48 60 0306
												323	H	Morgan St.	80 73 0120
												323	A	Morgan St.	56 69 0226
												331	H	South Carolina St.	73 65 0127
												331	A	South Carolina St.	84 60 0205
												332	H	Florida A&M	79 78 0108
												339	H	Howard	71 78 0301
												347	H	UMES	71 68 0129
												351	A	Delaware St.	51 69 0219

Non-Div I Games:

USCU
Upstate

■ Loss, ■ Non-Conf, S Site, H Home, A Away, N Neutral

Houston Baptist

In
c
a
r
n
a
t
e
W
o
r
d

GmDte OT

DIV. I ONLY		4- 28	342	330	347	349
DIV. I NON-CONF.		0- 13	337	58	195	311
Quadrant 1		Quadrant 2		Quadrant 3		Quadrant 4
OVERALL	0-3	0-2		0-8		4-15
HOME	0-0	0-0		0-0		3- 6
AWAY	0-3	0-2		0-7		1- 9
NEUTRAL	0-0	0-0		0-1		0- 1
NON-CONFERENCE	0-3	0-2		0-6		0-2
Q1: (H:1-30)(N:1-50)(A:1-75) 0-3 overall, 0-3 non_conference		Q2: (H:31-75)(N:51-100)(A:76-135) 0-2 overall, 0-2 non_conference		Q3: (H:76-160)(N:101-200)(A:136-240) 0-8 overall, 0-6 non_conference		Q4: (H:161+)(N:201+)(A:241+) 4-15 overall, 0-2 non_conference
RPI S Opponent Score	RPI S Opponent Score		RPI S Opponent Score		RPI S Opponent Score	
27 A Loyola Chicago 50 63 1121	85 A Oklahoma St. 62 83 1203		146 A UAB 57 74 1223		237 H Prairie View 76 71 0219	
49 A Utah 51 91 1113	130 A UNLV 63 95 1220		152 N Southeastern La. 59 73 1125		238 H Texas Southern 71 72 0217	
68 A BYU 61 91 1111			157 A Utah St. 47 83 1115		248 A Duquesne 49 73 1213	
			164 A Kent St. 67 80 1119		251 H Grambling 89 92 0129	
			177 A Grand Canyon 38 71 1218		251 A Grambling 79 74 0226	
			223 A Akron 63 81 1216		295 A Samford 70 83 1126	
			237 A Prairie View 77 93 0122		306 H Southern U. 70 78 0115	
			238 A Texas Southern 77 91 0120		306 A Southern U. 51 55 0212	
					310 H Ark.-Pine Bluff 71 80 0101	
					310 A Ark.-Pine Bluff 57 94 0303	
					310 A Ark.-Pine Bluff 73 77 0306	
					330 H Jackson St. 72 67 0127	
					330 A Jackson St. 59 60 0224	
					334 A Alabama St. 46 63 0106	
					334 H Alabama St. 85 89 0203	
					346 H Alcorn 63 77 0113	
					346 A Alcorn 90 94 0210	
					350 A Alabama A&M 55 65 0108	
					350 H Alabama A&M 77 67 0205	

Non-Div I Games:

547 **A** Mississippi var. 07 **77** 0203

Non-Div I Games:

DIV. I ONLY	2- 28	350	336	348	351
DIV. I NON-CONF.	0- 13	337	221	280	348
Quadrant 1		Quadrant 2		Quadrant 3	Quadrant 4
OVERALL	0-1	0-2	0-7	2-18	2- 28
HOME	0-0	0-0	0-1	2-8	2- 9
AWAY	0-1	0-2	0-6	0-9	0- 18
NEUTRAL	0-0	0-0	0-0	0-1	0- 1
NON-CONFERENCE	0-1	0-2	0-6	0-4	0- 13
Q1: (H:1-30)(N:1-50)(A:1-75) 0-1 overall, 0-1 non_conference		Q2: (H:31-75)(N:51-100)(A:76-135) 0-2 overall, 0-2 non_conference		Q3: (H:76-160)(N:101-200)(A:136-240) 0-7 overall, 0-6 non_conference	
RPI S Opponent Score		RPI S Opponent Score		RPI S Opponent Score	
57 A Nebraska 68 85 1222		94 A ETSU 57 81 1120		132 H UMBC 60 81 1206	
		123 A Penn 52 105 1227		179 A DePaul 57 81 1113	
				195 A Troy 64 95 1127	
				209 A Fort Wayne 71 85 1115	
				215 A Pittsburgh 68 74 1219	
				239 A Hampton 56 78 0112	
				240 A Ill.-Chicago 55 95 1116	
				188 H Savannah St. 86 106 0127	
				236 H Delaware 59 68 1217	
				244 H N.C. A&T 66 76 0108	
				244 A N.C. A&T 51 54 0205	
				244 N N.C. A&T 61 62 0305	
				248 A Duquesne 48 97 1209	
				261 A Norfolk St. 58 93 0212	
				271 A East Carolina 57 63 1202	
				286 H Bethune-Cookman 78 85 0120	
				307 H N.C. Central 62 65 0103	
				307 A N.C. Central 61 72 0203	
				320 H Binghamton 64 85 1129	
				323 A Morgan St. 47 61 0122	
				323 H Morgan St. 87 80 0301	
				331 H South Carolina St. 60 63 0106	
				332 A Florida A&M 89 94 0115	
				332 H Florida A&M 63 66 0217	
				339 A Howard 74 93 0224	
				343 H Coppin St. 69 51 0219	
				347 A UMES 47 59 0226	

Non-Div I Games: Georgian Court 68 55 Cairn 71 50