

Average RPI Win:	266	WON-LOST	WINNING	LAST 12	STRENGTH OF	OPP. STRENGTH	TEAM	ADJ.	CONF.	ADJ CONF.
Average RPI Loss:	177	RECORD	PCT. RANK	GAMES	SCHEDULE	OF SCHEDULE	RPI	RPI	RPI	RPI
DIV. I ONLY	10- 19	252	4- 8	272	260	274	276	21	21	
DIV. I NON-CONF.	5- 8	213	0- 0	316	293	293	297	26	27	
TOTALS	RPI 1-25	RPI 26-50	W-L RECORDS	RPI 51-100	RPI 150+					
10- 19	0- 2	0- 0	OVERALL	0- 1	10- 11					
5- 6	0- 0	0- 0	HOME	0- 0	5- 4					
4- 11	0- 2	0- 0	AWAY	0- 1	4- 6					
1- 2	0- 0	0- 0	NEUTRAL	0- 0	1- 1					
5- 8	0- 2	0- 0	NON-CONFERENCE	0- 1	5- 5					
2- 1	0- 0	0- 0	HOME	0- 0	2- 1					
2- 6	0- 2	0- 0	AWAY	0- 1	2- 3					
1- 1	0- 0	0- 0	NEUTRAL	0- 0	1- 1					
5- 11	0- 0	0- 0	CONFERENCE	0- 0	5- 6					
3- 5	0- 0	0- 0	HOME	0- 0	3- 3					
2- 5	0- 0	0- 0	AWAY	0- 0	2- 3					
0- 1	0- 0	0- 0	NEUTRAL	0- 0	0- 0					

RPI 1-25				RPI 26-50				RPI 51-100				RPI 101+ Team's RPI: 276			
RPI	S	Opponent	Score	RPI	S	Opponent	Score	RPI	S	Opponent	Score	RPI	S	Opponent	Score
18	A	Texas	36 87					84	A	SMU	65 73	101	A	UTSA	63 69
25	A	Vanderbilt	51 85									101	H	UTSA	54 72
												112	A	Texas-Arlington	62 88
												112	H	Texas-Arlington	61 78
												112	N	Texas-Arlington	59 91
												163	A	Lamar	71 55
												163	H	Lamar	44 68
												210	A	Georgia St.	57 69
												216	H	Southeastern La.	72 76
												218	A	Stephen F. Austin	54 87
												219	N	Rhode Island	75 67
												224	H	North Texas	53 61
												231	H	Northwestern St.	61 52
												234	A	Texas St.	65 69
												234	H	Texas St.	62 66
												246	A	Sam Houston St.	67 62
												246	H	Sam Houston St.	88 76
												267	A	North Fla.	58 47
												272	A	McNeese St.	54 68
												291	A	New Mexico St.	47 74
												311	A	Tex.-Pan American	53 56
												311	H	Tex.-Pan American	54 35
												315	H	Texas Southern	56 51
												318	N	Jacksonville St.	45 48
												330	A	Central Ark.	52 50
												336	H	Nicholls St.	84 57
LAST 12 Division I GAMES:															
				112	N	Texas-Arlington	59 91					101	H	UTSA	54 72
				112	H	Texas-Arlington	61 78					246	A	Sam Houston St.	67 62
				163	A	Lamar	71 55					234	H	Texas St.	62 66
				218	A	Stephen F. Austin	54 87					336	H	Nicholls St.	84 57
				216	H	Southeastern La.	72 76					112	A	Texas-Arlington	62 88
				272	A	McNeese St.	54 68					246	H	Sam Houston St.	88 76

Non-Div I Games: Western N.M. 88 60

A&M-Corpus Christi

■ Loss,
 ■ Non-Conf, S Site,
 ■ Home
 ■ Away
 N Neutral

Average RPI Win:	259	WON-LOST	WINNING	LAST 12	STRENGTH OF	OPP. STRENGTH	TEAM	ADJ.	CONF.	ADJ CONF.
Average RPI Loss:	141	RECORD	PCT. RANK	GAMES	SCHEDULE	OF SCHEDULE	RPI	RPI	RPI	RPI
DIV. I ONLY	2- 26	337	0- 12	108	161	305	304	8	8	
DIV. I NON-CONF.	2- 9	299	0- 0	240	339	318	319	8	8	
TOTALS	RPI 1-25	RPI 26-50	W-L RECORDS	RPI 51-100	RPI 150+					
2- 26	0- 0	0- 6	OVERALL	0- 5	2- 12					
2- 13	0- 0	0- 3	HOME	0- 2	2- 7					
0- 12	0- 0	0- 3	AWAY	0- 2	0- 5					
0- 1	0- 0	0- 0	NEUTRAL	0- 1	0- 0					
2- 9	0- 0	0- 0	NON-CONFERENCE	0- 0	2- 8					
2- 5	0- 0	0- 0	HOME	0- 0	2- 5					
0- 4	0- 0	0- 0	AWAY	0- 0	0- 3					
0- 0	0- 0	0- 0	NEUTRAL	0- 0	0- 0					
0- 17	0- 0	0- 6	CONFERENCE	0- 5	0- 4					
0- 8	0- 0	0- 3	HOME	0- 2	0- 2					
0- 8	0- 0	0- 3	AWAY	0- 2	0- 2					
0- 1	0- 0	0- 0	NEUTRAL	0- 1	0- 0					

RPI S	Opponent	Score	RPI S	Opponent	Score	RPI S	Opponent	Score	RPI S	Opponent	Score	Team's RPI: 304
39	A San Diego St.	28 79	39	H San Diego St.	37 55	79	A New Mexico	33 79	114	A Bradley	65 81	
44	A TCU	43 79	44	H TCU	57 67	79	H New Mexico	39 73	144	A Wyoming	34 65	
49	A Utah	43 68	49	H Utah	32 57	79	N New Mexico	41 84	144	H Wyoming	41 52	
						93	A BYU	41 60	152	H Miami (OH)	56 66	
						93	H BYU	31 42	164	A UNLV	64 78	
									164	H UNLV	63 64	
									173	H Army	44 54	
									183	A Denver	42 84	
									197	A Colorado St.	54 65	
									197	H Colorado St.	50 55	
									211	H Milwaukee	48 57	
									228	H Navy	65 62	
									263	A Chicago St.	50 64	
									270	H UMKC	59 64	
									289	H N.C. Central	68 47	
									295	H Northern Colo.	53 73	
									311	A Tex.-Pan American	41 53	
LAST 12 Division I GAMES:												
79	N New Mexico	41 84	49	H Utah	32 57							
93	H BYU	31 42	79	A New Mexico	33 79							
164	H UNLV	63 64	39	H San Diego St.	37 55							
144	A Wyoming	34 65	93	A BYU	41 60							
197	A Colorado St.	54 65	164	A UNLV	64 78							
44	H TCU	57 67	144	H Wyoming	41 52							

Non-Div I Games: Barry 56 43 Chadron St. 74 52

Air Force

■ Loss,
 ■ Non-Conf,
 ■ S Site,
 ■ Home
 ■ A Away
 N Neutral

Average RPI Win:	183	WON-LOST	WINNING	LAST 12	STRENGTH OF	OPP. STRENGTH	TEAM	ADJ.	CONF.	ADJ CONF.
Average RPI Loss:	145	RECORD	PCT. RANK	GAMES	SCHEDULE	OF SCHEDULE	RPI	RPI	RPI	RPI
DIV. I ONLY	11- 19	244	4- 8	114	157	204	201	12	12	
DIV. I NON-CONF.	5- 8	213	0- 0	108	197	186	185	12	12	
TOTALS	RPI 1-25	RPI 26-50	W-L RECORDS	RPI 51-100	RPI 150+					
11- 19	0- 1	0- 3	OVERALL	1- 2	7- 7					
8- 6	0- 0	0- 2	HOME	1- 1	4- 2					
2- 12	0- 1	0- 1	AWAY	0- 1	2- 5					
1- 1	0- 0	0- 0	NEUTRAL	0- 0	1- 0					
5- 8	0- 1	0- 0	NON-CONFERENCE	1- 2	3- 2					
3- 3	0- 0	0- 0	HOME	1- 1	1- 1					
1- 5	0- 1	0- 0	AWAY	0- 1	1- 1					
1- 0	0- 0	0- 0	NEUTRAL	0- 0	1- 0					
6- 11	0- 0	0- 3	CONFERENCE	0- 0	4- 5					
5- 3	0- 0	0- 2	HOME	0- 0	3- 1					
1- 7	0- 0	0- 1	AWAY	0- 0	1- 4					
0- 1	0- 0	0- 0	NEUTRAL	0- 0	0- 0					

RPI S	Opponent	Score	RPI S	Opponent	Score	RPI S	Opponent	Score	RPI S	Opponent	Score	Team's RPI: 201
23 A	Xavier	44 69	46 A	Bowling Green	51 80	68 H	St. Bonaventure	67 71	111 A	Houston	59 74	
			46 H	Bowling Green	70 81	86 H	Lehigh	67 59	123 H	Cleveland St.	54 70	
			47 H	Ball St.	55 61	92 A	Chattanooga	52 71	137 A	Kent St.	55 59	
									137 H	Kent St.	64 62	
									142 H	Michigan	58 49	
									143 A	St. Joseph's	59 77	
									148 A	Central Mich.	57 78	
									148 N	Central Mich.	59 67	
									149 H	Toledo	64 62	
									152 A	Miami (OH)	68 56	
									152 H	Miami (OH)	63 83	
									177 N	Troy	58 52	
									186 A	Northern Ill.	66 73	
									203 A	Ohio	60 65	
									203 H	Ohio	58 57	
									236 H	Robert Morris	82 75	
									241 H	Eastern Mich.	71 57	
									246 A	Sam Houston St.	61 60	
									248 A	Buffalo	49 69	
									248 H	Buffalo	62 56	
									259 A	Western Mich.	47 61	
									263 H	Chicago St.	54 64	
									315 A	Youngstown St.	52 58	
LAST 12 Division I GAMES:												
148 N	Central Mich.	59 67	259 A	Western Mich.	47 61							
137 A	Kent St.	55 59	148 A	Central Mich.	57 78							
203 H	Ohio	58 57	241 H	Eastern Mich.	71 57							
248 A	Buffalo	49 69	186 A	Northern Ill.	66 73							
152 A	Miami (OH)	68 56	149 H	Toledo	64 62							
46 H	Bowling Green	70 81	47 H	Ball St.	55 61							

Non-Div I Games:

Akron

■ Loss,
 ■ Non-Conf, S Site,
 ■ Home
 ■ Away
 N Neutral

Alabama

Through Games Of Sunday, March 15, 2009

Average RPI Win:	202	WON-LOST	WINNING	LAST 12	STRENGTH OF	OPP. STRENGTH	TEAM	ADJ.	CONF.	ADJ CONF.
Average RPI Loss:	41	RECORD	PCT. RANK	GAMES	SCHEDULE	OF SCHEDULE	RPI	RPI	RPI	RPI
DIV. I ONLY	13- 17	206	1- 11	24	76	94	94	4	4	
DIV. I NON-CONF.	12- 3	42	0- 0	82	282	47	48	5	5	
TOTALS	RPI 1-25	RPI 26-50	W-L RECORDS	RPI 51-100	RPI 150+					
13- 17	0- 10	1- 1	OVERALL	1- 5	10- 0					
10- 7	0- 3	1- 1	HOME	1- 3	7- 0					
2- 8	0- 5	0- 0	AWAY	0- 2	2- 0					
1- 2	0- 2	0- 0	NEUTRAL	0- 0	1- 0					
12- 3	0- 2	1- 0	NON-CONFERENCE	0- 1	10- 0					
9- 1	0- 0	1- 0	HOME	0- 1	7- 0					
2- 1	0- 1	0- 0	AWAY	0- 0	2- 0					
1- 1	0- 1	0- 0	NEUTRAL	0- 0	1- 0					
1- 14	0- 8	0- 1	CONFERENCE	1- 4	0- 0					
1- 6	0- 3	0- 1	HOME	1- 2	0- 0					
0- 7	0- 4	0- 0	AWAY	0- 2	0- 0					
0- 1	0- 1	0- 0	NEUTRAL	0- 0	0- 0					

RPI 1-25				RPI 26-50				RPI 51-100				RPI 101+			
RPI	S	Opponent	Score	RPI	S	Opponent	Score	RPI	S	Opponent	Score	RPI	S	Opponent	Score
4	N	Louisville	56 73	41	H	Mississippi St.	49 67	56	H	Georgia	61 63	113	A	South Carolina	57 68
8	A	Auburn	66 84	47	H	Ball St.	81 75	75	A	Arkansas	69 74	117	H	UCF	67 53
8	H	Auburn	54 81					78	H	Kentucky	57 67	172	N	UNI	76 56
9	A	Tennessee	61 80					90	A	Mississippi	43 73	178	H	Belmont	58 49
9	N	Tennessee	49 68					90	H	Mississippi	67 59	189	H	Austin Peay	63 53
20	A	LSU	34 55					100	H	Samford	55 61	212	A	Hampton	69 60
21	H	Florida	71 92									216	A	Southeastern La.	59 48
22	A	Middle Tenn.	67 77									246	H	Sam Houston St.	90 50
25	A	Vanderbilt	64 88									261	H	Florida A&M	70 68
25	H	Vanderbilt	76 85									277	H	Alabama St.	75 47
												294	H	Alabama A&M	76 65
												332	H	Centenary (LA)	64 55
LAST 12 Division I GAMES:															
		9 N Tennessee	49 68			8 H Auburn	54 81								
		41 H Mississippi St.	49 67			21 H Florida	71 92								
		75 A Arkansas	69 74			25 A Vanderbilt	64 88								
		90 H Mississippi	67 59			56 H Georgia	61 63								
		113 A South Carolina	57 68			8 A Auburn	66 84								
		9 A Tennessee	61 80			90 A Mississippi	43 73								

Non-Div I Games:

Alabama

■ Loss,
 ■ Non-Conf, S Site,
 ■ Home
 ■ Away
 N Neutral

Average RPI Win:	307	WON-LOST	WINNING	LAST 12	STRENGTH OF	OPP. STRENGTH	TEAM	ADJ.	CONF.	ADJ CONF.
Average RPI Loss:	204	RECORD	PCT. RANK	GAMES	SCHEDULE	OF SCHEDULE	RPI	RPI	RPI	RPI
DIV. I ONLY	10- 18	246	4- 8	320	325	297	294	32	32	
DIV. I NON-CONF.	1- 8	322	0- 0	155	120	299	299	32	32	
TOTALS	RPI 1-25	RPI 26-50	W-L RECORDS	RPI 51-100	RPI 150+					
10- 18	0- 1	0- 0	OVERALL	0- 3	10- 13					
7- 5	0- 1	0- 0	HOME	0- 0	7- 4					
3- 12	0- 0	0- 0	AWAY	0- 3	3- 8					
0- 1	0- 0	0- 0	NEUTRAL	0- 0	0- 1					
1- 8	0- 1	0- 0	NON-CONFERENCE	0- 3	1- 3					
1- 2	0- 1	0- 0	HOME	0- 0	1- 1					
0- 6	0- 0	0- 0	AWAY	0- 3	0- 2					
0- 0	0- 0	0- 0	NEUTRAL	0- 0	0- 0					
9- 10	0- 0	0- 0	CONFERENCE	0- 0	9- 10					
6- 3	0- 0	0- 0	HOME	0- 0	6- 3					
3- 6	0- 0	0- 0	AWAY	0- 0	3- 6					
0- 1	0- 0	0- 0	NEUTRAL	0- 0	0- 1					

RPI 1-25				RPI 26-50				RPI 51-100				RPI 101+ Team's RPI: 294			
RPI	S	Opponent	Score	RPI	S	Opponent	Score	RPI	S	Opponent	Score	RPI	S	Opponent	Score
8	H	Auburn	53 91					78	A	Kentucky	45 65	150	A	Murray St.	69 90
								92	A	Chattanooga	29 87	167	A	Prairie View	49 73
								94	A	Alabama	65 76	167	H	Prairie View	57 73
												204	A	UAB	53 65
												205	H	Tennessee St.	54 59
												230	A	Southern U.	37 55
												230	H	Southern U.	54 56
												269	A	Appalachian St.	52 65
												277	A	Alabama St.	52 63
												277	H	Alabama St.	54 47
												278	A	Ark.-Pine Bluff	59 65
												278	H	Ark.-Pine Bluff	49 46
												278 N	Ark.-Pine Bluff	49 60	
												284	A	Mississippi Val.	56 40
												284	H	Mississippi Val.	61 67
												314	A	Grambling	54 53
												314	H	Grambling	72 60
												315	A	Texas Southern	58 42
												315	H	Texas Southern	52 40
												318	H	Jacksonville St.	69 56
												323	A	Jackson St.	52 72
												323	H	Jackson St.	67 61
												329	A	Alcorn St.	39 53
												329	H	Alcorn St.	60 54
LAST 12 Division I GAMES:															
				278 N	Ark.-Pine Bluff	49 60		329	A	Alcorn St.	39 53				
				323	A	Jackson St.	52 72		277	A	Alabama St.	52 63			
				314	A	Grambling	54 53		278	H	Ark.-Pine Bluff	49 46			
				167	H	Prairie View	57 73		284	H	Mississippi Val.	61 67			
				315	H	Texas Southern	52 40		167	A	Prairie View	49 73			
				230	A	Southern U.	37 55		315	A	Texas Southern	58 42			

Non-Div I Games: Miles 75 70

Alabama A&M

■ Loss,
 ■ Non-Conf,
 ■ S Site,
 ■ Home
 ■ A Away
 N Neutral

Average RPI Win:	280	WON-LOST	WINNING	LAST 12	STRENGTH OF	OPP. STRENGTH	TEAM	ADJ.	CONF.	ADJ CONF.
Average RPI Loss:	223	RECORD	PCT. RANK	GAMES	SCHEDULE	OF SCHEDULE	RPI	RPI	RPI	RPI
DIV. I ONLY	14- 15	179	7- 5	332	332	271	277	32	32	
DIV. I NON-CONF.	3- 7	255	0- 0	273	249	281	284	32	32	
TOTALS	RPI 1-25	RPI 26-50	W-L RECORDS	RPI 51-100	RPI 150+					
14- 15	0- 0	0- 0	OVERALL	0- 2	13- 12					
8- 2	0- 0	0- 0	HOME	0- 0	7- 2					
5- 10	0- 0	0- 0	AWAY	0- 2	5- 7					
1- 3	0- 0	0- 0	NEUTRAL	0- 0	1- 3					
3- 7	0- 0	0- 0	NON-CONFERENCE	0- 2	2- 4					
2- 0	0- 0	0- 0	HOME	0- 0	1- 0					
0- 6	0- 0	0- 0	AWAY	0- 2	0- 3					
1- 1	0- 0	0- 0	NEUTRAL	0- 0	1- 1					
11- 8	0- 0	0- 0	CONFERENCE	0- 0	11- 8					
6- 2	0- 0	0- 0	HOME	0- 0	6- 2					
5- 4	0- 0	0- 0	AWAY	0- 0	5- 4					
0- 2	0- 0	0- 0	NEUTRAL	0- 0	0- 2					

RPI 1-25				RPI 26-50				RPI 51-100				RPI 101+ Team's RPI: 277			
RPI	S	Opponent	Score	RPI	S	Opponent	Score	RPI	S	Opponent	Score	RPI	S	Opponent	Score
								56	A	Georgia	35 85	124	A	Tulane	48 80
								94	A	Alabama	47 75	150	H	Murray St.	61 59
												167	A	Prairie View	38 73
												167	H	Prairie View	41 78
												204	A	UAB	47 51
												210	A	Georgia St.	42 83
												230	A	Southern U.	51 47
												230	H	Southern U.	52 57
												240	N	Southeast Mo. St.	60 53
												253	H	Coastal Caro.	59 51
												261	A	Florida A&M	47 69
												278	A	Ark.-Pine Bluff	71 68
												278	H	Ark.-Pine Bluff	48 43
												284	A	Mississippi Val.	62 66
												284	H	Mississippi Val.	87 81
												284	N	Mississippi Val.	43 48
												294	A	Alabama A&M	47 54
												294	H	Alabama A&M	63 52
												314	A	Grambling	67 65
												314	H	Grambling	50 49
												315	A	Texas Southern	51 39
												315	N	Texas Southern	47 65
												323	A	Jackson St.	57 45
												323	H	Jackson St.	60 45
												328	N	La.-Lafayette	49 51
												329	A	Alcorn St.	35 48
LAST 12 Division I GAMES:															
				284	N	Mississippi Val.	43 48	230	A	Southern U.	51 47				
				314	A	Grambling	67 65	294	H	Alabama A&M	63 52				
				323	A	Jackson St.	57 45	284	H	Mississippi Val.	87 81				
				315	N	Texas Southern	47 65	278	H	Ark.-Pine Bluff	48 43				
				167	H	Prairie View	41 78	315	A	Texas Southern	51 39				
				329	A	Alcorn St.	35 48	167	A	Prairie View	38 73				

Non-Div I Games: Mobile

84 87

Alabama St.

Loss, Non-Conf, S Site, H Home A Away N Neutral

RPI	S	Opponent	Score
329	H	Alcorn St.	61 43

Alabama St.

Average RPI Win:	273	WON-LOST	WINNING	LAST 12	STRENGTH OF	OPP. STRENGTH	TEAM	ADJ.	CONF.	ADJ CONF.
Average RPI Loss:	183	RECORD	PCT. RANK	GAMES	SCHEDULE	OF SCHEDULE	RPI	RPI	RPI	RPI
DIV. I ONLY	6- 25	317	3- 9	276	271	316	317	22	22	
DIV. I NON-CONF.	2- 11	313	0- 0	206	304	315	317	18	18	
TOTALS	RPI 1-25	RPI 26-50	W-L RECORDS	RPI 51-100	RPI 150+					
6- 25	0- 0	0- 4	OVERALL	0- 5	6- 14					
3- 9	0- 0	0- 2	HOME	0- 2	3- 4					
2- 14	0- 0	0- 2	AWAY	0- 2	2- 9					
1- 2	0- 0	0- 0	NEUTRAL	0- 1	1- 1					
2- 11	0- 0	0- 4	NON-CONFERENCE	0- 0	2- 7					
1- 3	0- 0	0- 2	HOME	0- 0	1- 1					
1- 7	0- 0	0- 2	AWAY	0- 0	1- 5					
0- 1	0- 0	0- 0	NEUTRAL	0- 0	0- 1					
4- 14	0- 0	0- 0	CONFERENCE	0- 5	4- 7					
2- 6	0- 0	0- 0	HOME	0- 2	2- 3					
1- 7	0- 0	0- 0	AWAY	0- 2	1- 4					
1- 1	0- 0	0- 0	NEUTRAL	0- 1	1- 0					

RPI S	Opponent	Score	RPI S	Opponent	Score	RPI S	Opponent	Score	RPI S	Opponent	Score	Team's RPI: 317
27	A California	39 63	27	A Hartford	47 73	115	A Vermont	32 48				
33	H VCU	53 67	67	H Hartford	51 83	115	H Vermont	54 77				
34	A Marist	56 74	87	A Boston U.	72 95	173	A Army	54 69				
43	H Richmond	48 62	87	H Boston U.	48 78	213	A Binghamton	63 67				
			87	N Boston U.	75 77	213	H Binghamton	63 66				
						219	A Rhode Island	69 59				
						221	H Detroit	62 49				
						223	N Montana St.	71 75				
						243	A UMBC	63 76				
						243	H UMBC	92 80				
						257	A Cornell	46 50				
						283	A New Hampshire	54 66				
						283	H New Hampshire	62 66				
						309	A Stony Brook	57 40				
						309	H Stony Brook	56 64				
						311	A Tex.-Pan American	49 54				
						322	A Maine	51 59				
						322	H Maine	70 44				
						322	N Maine	63 43				
						327	H NJIT	47 58				
						333	A Colgate	46 48				
						335	A St. Francis (NY)	60 63				
LAST 12 Division I GAMES:												
87	N Boston U.	75 77	67	H Hartford	51 83							
322	N Maine	63 43	322	A Maine	51 59							
87	A Boston U.	72 95	115	A Vermont	32 48							
309	A Stony Brook	57 40	213	H Binghamton	63 66							
283	H New Hampshire	62 66	87	H Boston U.	48 78							
243	H UMBC	92 80	67	A Hartford	47 73							

Non-Div I Games:

Albany (NY)

■ Loss,
 ■ Non-Conf,
 ■ S Site,
 ■ Home
 ■ A Away
 N Neutral

Average RPI Win: 303		WON-LOST	WINNING	LAST 12	STRENGTH OF	OPP. STRENGTH	TEAM	ADJ.	CONF.	ADJ CONF.
Average RPI Loss: 217		RECORD	PCT. RANK	GAMES	SCHEDULE	OF SCHEDULE	RPI	RPI	RPI	RPI
DIV. I ONLY		5- 26	324	2- 10	282	335	328	329	32	32
DIV. I NON-CONF.		1- 11	334	0- 0	89	285	294	288	32	32
TOTALS	RPI 1-25	RPI 26-50		W-L RECORDS		RPI 51-100		RPI 150+		
5- 26	0- 0	0- 2		OVERALL		0- 2		5- 21		
3- 6	0- 0	0- 0		HOME		0- 0		3- 6		
2- 16	0- 0	0- 1		AWAY		0- 2		2- 12		
0- 4	0- 0	0- 1		NEUTRAL		0- 0		0- 3		
1- 11	0- 0	0- 2		NON-CONFERENCE		0- 2		1- 6		
0- 0	0- 0	0- 0		HOME		0- 0		0- 0		
1- 8	0- 0	0- 1		AWAY		0- 2		1- 4		
0- 3	0- 0	0- 1		NEUTRAL		0- 0		0- 2		
4- 15	0- 0	0- 0		CONFERENCE		0- 0		4- 15		
3- 6	0- 0	0- 0		HOME		0- 0		3- 6		
1- 8	0- 0	0- 0		AWAY		0- 0		1- 8		
0- 1	0- 0	0- 0		NEUTRAL		0- 0		0- 1		

[illegible]

Non-Div I Games:

Alcorn St.

Loss, Non-Conf, S Site, H Home A Away N Neutral

Alcorn St.

RPI S Opponent Score

Through Games Of Sunday, March 15, 2009

RPI	S	Opponent	Score
336	A	Nicholls St.	66 56

Alcorn St.

A
l
c
o
r
n
S
t
.

A
l
c
o
r
n
S
t
.

Average RPI Win: 223	WON-LOST	WINNING	LAST 12	STRENGTH OF	OPP. STRENGTH	TEAM	ADJ.	CONF.	ADJ CONF.
Average RPI Loss: 148	RECORD	PCT. RANK	GAMES	SCHEDULE	OF SCHEDULE	RPI	RPI	RPI	RPI
DIV. I ONLY	19- 11	91	7- 5	190	228	122	127	17	17
DIV. I NON-CONF.	10- 5	85	0- 0	203	246	114	114	22	22
TOTALS	RPI 1-25	RPI 26-50	W-L RECORDS	RPI 51-100	RPI 150+				
19- 11	0- 0	0- 1	OVERALL	2- 3	16- 6				
12- 3	0- 0	0- 0	HOME	2- 1	9- 2				
7- 6	0- 0	0- 1	AWAY	0- 2	7- 3				
0- 2	0- 0	0- 0	NEUTRAL	0- 0	0- 1				
10- 5	0- 0	0- 1	NON-CONFERENCE	1- 2	8- 1				
7- 1	0- 0	0- 0	HOME	1- 1	5- 0				
3- 3	0- 0	0- 1	AWAY	0- 1	3- 1				
0- 1	0- 0	0- 0	NEUTRAL	0- 0	0- 0				
9- 6	0- 0	0- 0	CONFERENCE	1- 1	8- 5				
5- 2	0- 0	0- 0	HOME	1- 0	4- 2				
4- 3	0- 0	0- 0	AWAY	0- 1	4- 2				
0- 1	0- 0	0- 0	NEUTRAL	0- 0	0- 1				

RPI S	Opponent	Score	RPI S	Opponent	Score	RPI S	Opponent	Score	RPI S	Opponent	Score	Team's RPI: 127
33	A VCU	63 67	52	A Minnesota	62 79	103	N North Carolina St.	63 73	127			
			63	H Drexel	74 65	123	H Cleveland St.	77 59				
			77	H Georgetown	54 69	173	A Army	53 42				
			86	A Lehigh	69 77	173	H Army	58 60				
			86	H Lehigh	65 56	180	A Bucknell	61 55				
						180	H Bucknell	71 63				
						187	A Holy Cross	55 58				
						187	H Holy Cross	64 58				
						191	H Princeton	59 44				
						206	A Md.-East. Shore	66 40				
						219	H Rhode Island	77 58				
						225	A Morgan St.	54 57				
						228	A Navy	56 59				
						228	H Navy	61 68				
						238	A Lafayette	72 61				
						238	H Lafayette	75 54				
						238	N Lafayette	56 58				
						258	H Columbia	87 66				
						262	A Radford	68 45				
						308	H Howard	77 50				
						326	H Brown	60 43				
						327	A NJIT	70 63				
						333	A Colgate	60 38				
						333	H Colgate	63 47				
LAST 12 Division I GAMES:												
238	N Lafayette	56 58	180	H Bucknell	71 63							
238	H Lafayette	75 54	86	H Lehigh	65 56							
228	A Navy	56 59	238	A Lafayette	72 61							
187	A Holy Cross	55 58	228	H Navy	61 68							
173	H Army	58 60	187	H Holy Cross	64 58							
333	A Colgate	60 38	173	A Army	53 42							

Non-Div I Games:

American

■ Loss,
 ■ Non-Conf, S Site,
 ■ Home
 ■ Away
 N Neutral

Average RPI Win: 265		WON-LOST	WINNING	LAST 12	STRENGTH OF	OPP. STRENGTH	TEAM	ADJ.	CONF.	ADJ CONF.
Average RPI Loss: 152		RECORD	PCT. RANK	GAMES	SCHEDULE	OF SCHEDULE	RPI	RPI	RPI	RPI
DIV. I ONLY		9- 22	285	5- 7	203	227	273	269	19	19
DIV. I NON-CONF.		1- 8	322	0- 0	229	213	320	318	19	19
TOTALS	RPI 1-25		RPI 26-50		W-L RECORDS		RPI 51-100		RPI 150+	
9- 22	0- 0		0- 0		OVERALL		0- 10		9- 9	
5- 8	0- 0		0- 0		HOME		0- 3		5- 4	
3- 14	0- 0		0- 0		AWAY		0- 7		3- 5	
1- 0	0- 0		0- 0		NEUTRAL		0- 0		1- 0	
1- 8	0- 0		0- 0		NON-CONFERENCE		0- 3		1- 4	
1- 2	0- 0		0- 0		HOME		0- 0		1- 2	
0- 6	0- 0		0- 0		AWAY		0- 3		0- 2	
0- 0	0- 0		0- 0		NEUTRAL		0- 0		0- 0	
8- 14	0- 0		0- 0		CONFERENCE		0- 7		8- 5	
4- 6	0- 0		0- 0		HOME		0- 3		4- 2	
3- 8	0- 0		0- 0		AWAY		0- 4		3- 3	
1- 0	0- 0		0- 0		NEUTRAL		0- 0		1- 0	

[illegible]

Non-Div I Games:

Appalachian St.

Loss, Non-Conf, S Site, H Home A Away N Neutral

Arizona

Through Games Of Sunday, March 15, 2009

Average RPI Win:	174	WON-LOST	WINNING	LAST 12	STRENGTH OF	OPP. STRENGTH	TEAM	ADJ.	CONF.	ADJ CONF.
Average RPI Loss:	73	RECORD	PCT. RANK	GAMES	SCHEDULE	OF SCHEDULE	RPI	RPI	RPI	RPI
DIV. I ONLY	12- 19	229	4- 8	52	75	136	132	6	6	
DIV. I NON-CONF.	7- 4	99	0- 0	33	182	65	65	6	6	
TOTALS	RPI 1-25	RPI 26-50	W-L RECORDS	RPI 51-100	RPI 150+					
12- 19	0- 5	0- 4	OVERALL	2- 5	8- 4					
6- 8	0- 2	0- 2	HOME	1- 3	3- 1					
3- 9	0- 2	0- 2	AWAY	1- 2	2- 3					
3- 2	0- 1	0- 0	NEUTRAL	0- 0	3- 0					
7- 4	0- 2	0- 0	NON-CONFERENCE	1- 0	4- 1					
4- 1	0- 1	0- 0	HOME	1- 0	1- 0					
1- 2	0- 1	0- 0	AWAY	0- 0	1- 1					
2- 1	0- 0	0- 0	NEUTRAL	0- 0	2- 0					
5- 15	0- 3	0- 4	CONFERENCE	1- 5	4- 3					
2- 7	0- 1	0- 2	HOME	0- 3	2- 1					
2- 7	0- 1	0- 2	AWAY	1- 2	1- 2					
1- 1	0- 1	0- 0	NEUTRAL	0- 0	1- 0					

RPI	S	Opponent	Score	RPI	S	Opponent	Score	RPI	S	Opponent	Score	RPI	S	Opponent	Score	Team's RPI: 132
7	H	Texas A&M	44 54	27	A	California	48 51	60	A	Southern California	74 61	102	H	UC Riverside	53 48	
10	A	Stanford	67 70	27	H	California	46 56	60	H	Southern California	71 77	147	H	San Diego	66 58	
10	H	Stanford	61 70	30	A	Arizona St.	38 75	62	A	UCLA	39 58	149	N	Toledo	63 64	
10	N	Stanford	46 77	30	H	Arizona St.	53 60	62	H	UCLA	38 48	151	N	Loyola Marymount	93 88	
22	A	Middle Tenn.	57 77					70	A	Oregon St.	43 68	158	A	Louisiana Tech	53 68	
								70	H	Oregon St.	55 63	171	A	Oregon	55 68	
								85	H	UC Santa Barbara	54 47	171	H	Oregon	68 44	
												182	A	Washington	65 51	
												182	H	Washington	72 62	
												208	A	Washington St.	58 68	
												208	H	Washington St.	56 63	
												208	N	Washington St.	79 72	
												227	A	Boise St.	53 48	
												286	H	Long Beach St.	56 47	
												287	N	Hawaii	62 50	
LAST 12 Division I GAMES:																
10	N	Stanford	46 77	30	H	Arizona St.	53 60									
208	N	Washington St.	79 72	60	A	Southern California	74 61									
27	A	California	48 51	62	A	UCLA	39 58									
10	A	Stanford	67 70	171	H	Oregon	68 44									
182	H	Washington	72 62	70	H	Oregon St.	55 63									
208	H	Washington St.	56 63	208	A	Washington St.	58 68									

Non-Div I Games:

Arizona

Loss, Non-Conf, S Site, H Home A Away N Neutral

Average RPI Win:	138	WON-LOST	WINNING	LAST 12	STRENGTH OF	OPP. STRENGTH	TEAM	ADJ.	CONF.	ADJ CONF.
Average RPI Loss:	27	RECORD	PCT. RANK	GAMES	SCHEDULE	OF SCHEDULE	RPI	RPI	RPI	RPI
DIV. I ONLY	23- 8	41	10- 2	58	51	31	30	6	6	
DIV. I NON-CONF.	8- 4	85	0- 0	39	40	52	51	6	6	
TOTALS	RPI 1-25	RPI 26-50	W-L RECORDS	RPI 51-100	RPI 150+					
23- 8	1- 5	1- 1	OVERALL	6- 2	10- 0					
13- 2	1- 1	0- 1	HOME	3- 0	5- 0					
9- 5	0- 3	1- 0	AWAY	3- 2	4- 0					
1- 1	0- 1	0- 0	NEUTRAL	0- 0	1- 0					
8- 4	1- 3	0- 0	NON-CONFERENCE	0- 1	4- 0					
6- 0	1- 0	0- 0	HOME	0- 0	2- 0					
1- 3	0- 2	0- 0	AWAY	0- 1	1- 0					
1- 1	0- 1	0- 0	NEUTRAL	0- 0	1- 0					
15- 4	0- 2	1- 1	CONFERENCE	6- 1	6- 0					
7- 2	0- 1	0- 1	HOME	3- 0	3- 0					
8- 2	0- 1	1- 0	AWAY	3- 1	3- 0					
0- 0	0- 0	0- 0	NEUTRAL	0- 0	0- 0					

RPI 1-25				RPI 26-50				Team's RPI: 30				RPI 51-100				RPI 101+			
RPI	S	Opponent	Score	RPI	S	Opponent	Score	RPI	S	Opponent	Score	RPI	S	Opponent	Score	RPI	S	Opponent	Score
3	A	Oklahoma	57 70	27	A	California	63 41	60	A	Southern California	72 69	102	H	UC Riverside	68 45				
10	A	Stanford	68 77	27	H	California	53 54	60	A	Southern California	65 70	123	H	Cleveland St.	76 59				
10	H	Stanford	61 64					60	H	Southern California	83 71	124	H	Tulane	86 53				
18	A	Texas	71 81					62	A	UCLA	69 66	132	A	Arizona	60 53				
21	N	Florida	60 65					62	H	UCLA	68 44	132	H	Arizona	75 38				
23	H	Xavier	75 57					69	A	Nebraska	58 62	155	N	Hofstra	80 54				
								70	A	Oregon St.	61 36	171	A	Oregon	81 53				
								70	H	Oregon St.	65 54	171	H	Oregon	68 56				
												182	A	Washington	80 64				
												182	H	Washington	55 32				
												208	A	Washington St.	66 47				
												208	H	Washington St.	76 35				
												254	A	UC Davis	73 59				
												293	H	Northern Ariz.	91 65				
												313	H	UC Irvine	75 23				
LAST 12 Division I GAMES:																			
60	A	Southern California	65 70	62	A	UCLA	69 66												
10	A	Stanford	68 77	60	A	Southern California	72 69												
27	A	California	63 41	70	H	Oregon St.	65 54												
208	H	Washington St.	76 35	171	H	Oregon	68 56												
182	H	Washington	55 32	182	A	Washington	80 64												
132	A	Arizona	60 53	208	A	Washington St.	66 47												

Non-Div I Games:

Arizona St.

Ark.-Pine Bluff

Through Games Of Sunday, March 15, 2009

Average RPI Win:	312	WON-LOST	WINNING	LAST 12	STRENGTH OF	OPP. STRENGTH	TEAM	ADJ.	CONF.	ADJ CONF.
Average RPI Loss:	191	RECORD	PCT. RANK	GAMES	SCHEDULE	OF SCHEDULE	RPI	RPI	RPI	RPI
DIV. I ONLY	12- 19	229	6- 6	297	333	280	278	32	32	
DIV. I NON-CONF.	1- 10	329	0- 0	164	210	313	310	32	32	
TOTALS	RPI 1-25	RPI 26-50	W-L RECORDS	RPI 51-100	RPI 150+					
12- 19	0- 1	0- 1	OVERALL	0- 2	12- 14					
7- 4	0- 0	0- 0	HOME	0- 0	7- 4					
4- 14	0- 1	0- 1	AWAY	0- 2	4- 9					
1- 1	0- 0	0- 0	NEUTRAL	0- 0	1- 1					
1- 10	0- 1	0- 1	NON-CONFERENCE	0- 2	1- 5					
1- 1	0- 0	0- 0	HOME	0- 0	1- 1					
0- 9	0- 1	0- 1	AWAY	0- 2	0- 4					
0- 0	0- 0	0- 0	NEUTRAL	0- 0	0- 0					
11- 9	0- 0	0- 0	CONFERENCE	0- 0	11- 9					
6- 3	0- 0	0- 0	HOME	0- 0	6- 3					
4- 5	0- 0	0- 0	AWAY	0- 0	4- 5					
1- 1	0- 0	0- 0	NEUTRAL	0- 0	1- 1					

RPI 1-25				RPI 26-50				RPI 51-100				RPI 101+ Team's RPI: 278			
RPI	S	Opponent	Score	RPI	S	Opponent	Score	RPI	S	Opponent	Score	RPI	S	Opponent	Score
11	A	North Carolina	49 105	41	A	Mississippi St.	52 94	65	A	Oklahoma St.	45 91	128	A	Colorado	39 73
								84	A	SMU	75 92	163	A	Lamar	54 77
												167	A	Prairie View	53 70
												167	H	Prairie View	77 83
												167	N	Prairie View	60 71
												214	A	Wichita St.	60 73
												230	A	Southern U.	46 52
												230	H	Southern U.	43 54
												231	H	Northwestern St.	70 83
												272	A	McNeese St.	64 73
												277	A	Alabama St.	43 48
												277	H	Alabama St.	68 71
												284	A	Mississippi Val.	56 61
												284	H	Mississippi Val.	65 52
												294	A	Alabama A&M	46 49
												294	H	Alabama A&M	65 59
												294	N	Alabama A&M	60 49
												311	H	Tex.-Pan American	65 53
												314	A	Grambling	58 55
												314	H	Grambling	77 63
												315	A	Texas Southern	54 45
												315	H	Texas Southern	52 48
												323	A	Jackson St.	68 63
												323	H	Jackson St.	71 61
												329	A	Alcorn St.	76 65
												329	H	Alcorn St.	77 61
LAST 12 Division I GAMES:															
				167	N	Prairie View	60 71					315	A	Texas Southern	54 45
				294	N	Alabama A&M	60 49					329	H	Alcorn St.	77 61
				284	A	Mississippi Val.	56 61					230	H	Southern U.	43 54
				323	H	Jackson St.	71 61					294	A	Alabama A&M	46 49
				314	H	Grambling	77 63					277	A	Alabama St.	43 48
				167	A	Prairie View	53 70					323	A	Jackson St.	68 63

Non-Div I Games:

Ark.-Pine Bluff

■ Loss,
 ■ Non-Conf,
 ■ S Site,
 ■ Home
 ■ A Away
 N Neutral

Ark.-Pine Bluff

Average RPI Win: 162		WON-LOST	WINNING	LAST 12	STRENGTH OF	OPP. STRENGTH	TEAM	ADJ.	CONF.	ADJ CONF.
Average RPI Loss: 41		RECORD	PCT. RANK	GAMES	SCHEDULE	OF SCHEDULE	RPI	RPI	RPI	RPI
DIV. I ONLY		16- 13	133	6- 6	56	53	76	75	4	4
DIV. I NON-CONF.		10- 4	71	0- 0	232	133	100	102	5	5
TOTALS		RPI 1-25	RPI 26-50		W-L RECORDS		RPI 51-100		RPI 150+	
16- 13	1- 7	1- 1		OVERALL		4- 4		8- 0		
10- 5	0- 4	0- 0		HOME		3- 0		5- 0		
4- 6	1- 3	1- 1		AWAY		1- 2		1- 0		
2- 2	0- 0	0- 0		NEUTRAL		0- 2		2- 0		
10- 4	0- 0	0- 1		NON-CONFERENCE		1- 2		8- 0		
7- 1	0- 0	0- 0		HOME		1- 0		5- 0		
1- 2	0- 0	0- 1		AWAY		0- 1		1- 0		
2- 1	0- 0	0- 0		NEUTRAL		0- 1		2- 0		
6- 9	1- 7	1- 0		CONFERENCE		3- 2		0- 0		
3- 4	0- 4	0- 0		HOME		2- 0		0- 0		
3- 4	1- 3	1- 0		AWAY		1- 1		0- 0		
0- 1	0- 0	0- 0		NEUTRAL		0- 1		0- 0		

RPI 1-25				RPI 26-50				RPI 51-100				Team's RPI: 75				RPI 101+			
RPI	S	Opponent	Score	RPI	S	Opponent	Score	RPI	S	Opponent	Score	RPI	S	Opponent	Score	RPI	S	Opponent	Score
8	A	Auburn	57 94	29	A	Kansas St.	56 65	51	A	Texas Tech	60 75	110	H	Missouri	55 56				
8	H	Auburn	61 70	41	A	Mississippi St.	65 62	56	A	Georgia	77 64	113	H	South Carolina	58 54				
9	H	Tennessee	67 76					70	N	Oregon St.	56 69	129	H	Dartmouth	66 57				
20	A	LSU	53 68					78	A	Kentucky	63 72	179	H	La.-Monroe	77 38				
20	H	LSU	42 62					84	H	SMU	78 69	200	A	Memphis	76 69				
21	A	Florida	83 74					90	H	Mississippi	70 59	235	H	Northwestern	60 44				
21	H	Florida	78 94					90	N	Mississippi	60 65	239	N	Pacific	78 61				
25	A	Vanderbilt	61 72					94	H	Alabama	74 69	260	H	High Point	63 46				
												280	H	Western Ill.	70 53				
												284	N	Mississippi Val.	79 46				
												288	H	Stetson	85 44				
LAST 12 Division I GAMES:																			
				90	N	Mississippi	60 65	56	A	Georgia	77 64								
				8	A	Auburn	57 94	20	A	LSU	53 68								
				94	H	Alabama	74 69	21	H	Florida	78 94								
				21	A	Florida	83 74	25	A	Vanderbilt	61 72								
				90	H	Mississippi	70 59	41	A	Mississippi St.	65 62								
				113	H	South Carolina	58 54	9	H	Tennessee	67 76								

Non-Div I Games:	North Dakota	85	73
------------------	--------------	----	----

Arkansas

■ Loss, ■ Non-Conf, S Site, H Home A Away N Neutral

Average RPI Win: 193		WON-LOST	WINNING	LAST 12	STRENGTH OF		OPP. STRENGTH	TEAM	ADJ.	CONF.	ADJ CONF.
Average RPI Loss: 146		RECORD	PCT. RANK	GAMES	SCHEDULE		OF SCHEDULE	RPI	RPI	RPI	RPI
DIV. I ONLY		16- 14	144	7- 5	176		120	162	158	13	13
DIV. I NON-CONF.		6- 5	133	0- 0	141		102	127	125	13	13
TOTALS		RPI 1-25	RPI 26-50		W-L RECORDS		RPI 51-100		RPI 150+		
16- 14	0- 2	0- 1		OVERALL		3- 2		11- 8			
9- 6	0- 1	0- 1		HOME		3- 0		6- 3			
6- 8	0- 1	0- 0		AWAY		0- 2		4- 5			
1- 0	0- 0	0- 0		NEUTRAL		0- 0		1- 0			
6- 5	0- 1	0- 1		NON-CONFERENCE		1- 1		3- 2			
3- 2	0- 1	0- 1		HOME		1- 0		2- 0			
2- 3	0- 0	0- 0		AWAY		0- 1		0- 2			
1- 0	0- 0	0- 0		NEUTRAL		0- 0		1- 0			
10- 9	0- 1	0- 0		CONFERENCE		2- 1		8- 6			
6- 4	0- 0	0- 0		HOME		2- 0		4- 3			
4- 5	0- 1	0- 0		AWAY		0- 1		4- 3			
0- 0	0- 0	0- 0		NEUTRAL		0- 0		0- 0			

RPI 1-25					
RPI	S	Opponent	Score		
3	H	Oklahoma	57	87	
22	A	Middle Tenn.	51	91	
RPI 26-50					
RPI	S	Opponent	Score		
29	H	Kansas St.	58	69	
RPI 51-100					
RPI	S	Opponent	Score		
72	H	Creighton	73	56	
73	A	UALR	47	65	
73	H	UALR	56	55	
93	A	BYU	39	49	
95	H	Western Ky.	78	67	
RPI 101+					
RPI	S	Opponent	Team's RPI:		158
101	A	UTSA	73	59	
119	H	South Ala.	68	69	
131	A	Indiana St.	76	68	
177	A	Troy	69	74	
179	A	La.-Monroe	66	63	
179	H	La.-Monroe	64	54	
183	A	Denver	63	64	
183	H	Denver	72	65	
185	A	New Orleans	47	41	
185	H	New Orleans	63	61	
194	H	Fla. Atlantic	44	54	
202	A	Missouri St.	52	61	
224	A	North Texas	73	63	
224	H	North Texas	76	67	
224	H	North Texas	74	80	
229	A	Southern Ill.	76	79	
245	A	FIU	44	55	
245	H	FIU	51	63	
293	H	Northern Ariz.	71	40	
303	N	Charleston So.	88	69	
328	A	La.-Lafayette	74	66	
329	H	Alcorn St.	71	44	
LAST 12 Division I GAMES:					
224	H	North Texas	74	80	
179	A	La.-Monroe	66	63	
224	H	North Texas	76	67	
183	H	Denver	72	65	
185	A	New Orleans	47	41	
328	A	La.-Lafayette	74	66	
73	H	UALR	56	55	
245	A	FIU	44	55	
177	A	Troy	69	74	
95	H	Western Ky.	78	67	
194	H	Fla. Atlantic	44	54	
22	A	Middle Tenn.	51	91	

Non-Div I Games:

Arkansas St.

Loss, Non-Conf, S Site, H Home A Away N Neutral

Average RPI Win: 242	WON-LOST	WINNING	LAST 12	STRENGTH OF	OPP. STRENGTH	TEAM	ADJ.	CONF.	ADJ CONF.
Average RPI Loss: 143	RECORD	PCT. RANK	GAMES	SCHEDULE	OF SCHEDULE	RPI	RPI	RPI	RPI
DIV. I ONLY	19- 12	100	8- 4	271	207	170	173	17	17
DIV. I NON-CONF.	10- 5	85	1- 0	323	186	188	191	22	22
TOTALS	RPI 1-25	RPI 26-50	W-L RECORDS	RPI 51-100	RPI 150+				
19- 12	0- 2	0- 0	OVERALL	2- 3	16- 6				
9- 4	0- 0	0- 0	HOME	1- 0	8- 3				
9- 7	0- 1	0- 0	AWAY	1- 3	7- 3				
1- 1	0- 1	0- 0	NEUTRAL	0- 0	1- 0				
10- 5	0- 2	0- 0	NON-CONFERENCE	1- 1	9- 2				
5- 1	0- 0	0- 0	HOME	0- 0	5- 1				
5- 3	0- 1	0- 0	AWAY	1- 1	4- 1				
0- 1	0- 1	0- 0	NEUTRAL	0- 0	0- 0				
9- 7	0- 0	0- 0	CONFERENCE	1- 2	7- 4				
4- 3	0- 0	0- 0	HOME	1- 0	3- 2				
4- 4	0- 0	0- 0	AWAY	0- 2	3- 2				
1- 0	0- 0	0- 0	NEUTRAL	0- 0	1- 0				

RPI 1-25				RPI 26-50				RPI 51-100				RPI 101+ Team's RPI: 173			
RPI	S	Opponent	Score	RPI	S	Opponent	Score	RPI	S	Opponent	Score	RPI	S	Opponent	Score
13	A	Ohio St.	58 92					63	A	Drexel	55 49	127	A	American	60 58
17	N	Rutgers	38 59					71	A	St. John's (NY)	54 61	127	H	American	42 53
								86	A	Lehigh	42 61	180	A	Bucknell	57 59
								86	A	Lehigh	57 66	180	H	Bucknell	50 56
								86	H	Lehigh	54 52	187	A	Holy Cross	41 57
												187	H	Holy Cross	63 62
												187	N	Holy Cross	54 47
												206	H	Md.-East. Shore	56 43
												228	A	Navy	58 50
												228	H	Navy	39 44
												232	H	Loyola (MD)	56 64
												238	A	Lafayette	56 46
												238	H	Lafayette	60 55
												255	A	Manhattan	51 47
												266	H	Yale	62 60
												282	A	Fairleigh Dickinson	50 37
												282	H	Fairleigh Dickinson	56 46
												304	A	Air Force	54 44
												312	A	Wagner	58 59
												317	H	Albany (NY)	69 54
												326	A	Brown	64 44
												333	A	Colgate	63 51
												333	H	Colgate	59 39
												339	H	Presbyterian	66 33
LAST 12 Division I GAMES:															
				86	A	Lehigh	42 61					86	A	Lehigh	57 66
				187	N	Holy Cross	54 47					187	H	Holy Cross	63 62
				180	H	Bucknell	50 56					333	H	Colgate	59 39
				238	H	Lafayette	60 55					282	A	Fairleigh Dickinson	50 37
				228	A	Navy	58 50					180	A	Bucknell	57 59
				127	A	American	60 58					238	A	Lafayette	56 46

Non-Div I Games:

Army

■ Loss,
 ■ Non-Conf, S Site,
 ■ Home
 ■ Away
 N Neutral

Average RPI Win: 106		WON-LOST	WINNING	LAST 12	STRENGTH OF		OPP. STRENGTH	TEAM	ADJ.	CONF.	ADJ CONF.
Average RPI Loss: 35		RECORD	PCT. RANK	GAMES	SCHEDULE		OF SCHEDULE	RPI	RPI	RPI	RPI
DIV. I ONLY		29- 3	3	9- 3	35		37	8	8	4	4
DIV. I NON-CONF.		15- 0	1	0- 0	87		80	10	11	5	5
TOTALS		RPI 1-25	RPI 26-50		W-L RECORDS		RPI 51-100		RPI 150+		
29- 3	6- 2	1- 0		OVERALL		11- 1		7- 0			
12- 0	4- 0	0- 0		HOME		5- 0		2- 0			
13- 2	1- 1	1- 0		AWAY		4- 1		5- 0			
4- 1	1- 1	0- 0		NEUTRAL		2- 0		0- 0			
15- 0	2- 0	0- 0		NON-CONFERENCE		3- 0		7- 0			
5- 0	2- 0	0- 0		HOME		0- 0		2- 0			
8- 0	0- 0	0- 0		AWAY		2- 0		5- 0			
2- 0	0- 0	0- 0		NEUTRAL		1- 0		0- 0			
14- 3	4- 2	1- 0		CONFERENCE		8- 1		0- 0			
7- 0	2- 0	0- 0		HOME		5- 0		0- 0			
5- 2	1- 1	1- 0		AWAY		2- 1		0- 0			
2- 1	1- 1	0- 0		NEUTRAL		1- 0		0- 0			

RPI S	Opponent	Score	RPI S	Opponent	Score	RPI S	Opponent	Score	RPI S	Opponent	Score
9	H Tennessee	82 68	41	A Mississippi St.	63 58	56	A Georgia	58 67	103	N North Carolina St.	66 51
9	N Tennessee	78 58				56	H Georgia	65 59	104	H N.C. A&T	95 74
13	H Ohio St.	87 80				75	A Arkansas	70 61	113	A South Carolina	80 76
20	A LSU	66 55				75	H Arkansas	94 57	130	A Miami (FL)	68 53
21	H Florida	81 65				78	H Kentucky	81 69	184	A Ga. Southern	71 45
24	H Temple	95 76				80	A George Washington	65 51	188	A Coppin St.	74 46
25	A Vanderbilt	70 73				81	A Liberty	64 53	204	A UAB	91 62
25	N Vanderbilt	54 61				89	N Duquesne	87 67	218	H Stephen F. Austin	79 56
						90	H Mississippi	72 65	245	A FIU	63 52
						90	N Mississippi	71 65	246	H Sam Houston St.	119 54
						94	A Alabama	81 54	294	A Alabama A&M	91 53
						94	H Alabama	84 66			
LAST 12 Division I GAMES:											
25	N Vanderbilt	54 61	41	A Mississippi St.	63 58						
9	N Tennessee	78 58	78	H Kentucky	81 69						
90	N Mississippi	71 65	94	A Alabama	81 54						
75	H Arkansas	94 57	90	H Mississippi	72 65						
56	H Georgia	65 59	20	A LSU	66 55						
25	A Vanderbilt	70 73	56	A Georgia	58 67						

Non-Div I Games:

Auburn

■ Loss,
 ■ Non-Conf, S Site,
 ■ Home
 ■ Away
 N Neutral

Average RPI Win:	251	WON-LOST	WINNING	LAST 12	STRENGTH OF	OPP. STRENGTH	TEAM	ADJ.	CONF.	ADJ CONF.
Average RPI Loss:	149	RECORD	PCT. RANK	GAMES	SCHEDULE	OF SCHEDULE	RPI	RPI	RPI	RPI
DIV. I ONLY	16- 15	157	7- 5	194	272	184	189	28	28	
DIV. I NON-CONF.	3- 7	255	0- 0	106	52	209	211	27	26	
TOTALS	RPI 1-25	RPI 26-50	W-L RECORDS	RPI 51-100	RPI 150+					
16- 15	0- 3	0- 0	OVERALL	0- 1	14- 6					
8- 4	0- 0	0- 0	HOME	0- 0	8- 2					
6- 10	0- 3	0- 0	AWAY	0- 1	6- 3					
2- 1	0- 0	0- 0	NEUTRAL	0- 0	0- 1					
3- 7	0- 3	0- 0	NON-CONFERENCE	0- 1	3- 2					
2- 1	0- 0	0- 0	HOME	0- 0	2- 1					
1- 5	0- 3	0- 0	AWAY	0- 1	1- 0					
0- 1	0- 0	0- 0	NEUTRAL	0- 0	0- 1					
13- 8	0- 0	0- 0	CONFERENCE	0- 0	11- 4					
6- 3	0- 0	0- 0	HOME	0- 0	6- 1					
5- 5	0- 0	0- 0	AWAY	0- 0	5- 3					
2- 0	0- 0	0- 0	NEUTRAL	0- 0	0- 0					

RPI 1-25				RPI 26-50				RPI 51-100				RPI 101+ Team's RPI: 189			
RPI	S	Opponent	Score	RPI	S	Opponent	Score	RPI	S	Opponent	Score	RPI	S	Opponent	Score
4	A	Louisville	42 72					94	A	Alabama	53 63	122	A	Eastern Ill.	70 81
11	A	North Carolina	61 93									122	H	Eastern Ill.	56 69
22	A	Middle Tenn.	53 62									122	N	Eastern Ill.	69 65
												130	A	Miami (FL)	51 64
												150	A	Murray St.	77 87
												150	H	Murray St.	76 94
												150	N	Murray St.	90 84
												177	H	Troy	61 65
												178	H	Belmont	49 48
												199	A	Morehead St.	78 74
												199	A	Morehead St.	61 59
												199	H	Morehead St.	73 52
												205	A	Tennessee St.	52 56
												205	H	Tennessee St.	61 69
												240	A	Southeast Mo. St.	61 50
												240	H	Southeast Mo. St.	80 74
												263	N	Chicago St.	53 62
												268	A	Tennessee Tech	53 69
												268	H	Tennessee Tech	83 81
												292	H	Lipscomb	65 54
												310	A	Eastern Ky.	67 51
												310	H	Eastern Ky.	70 66
												318	A	Jacksonville St.	71 75
												318	H	Jacksonville St.	82 57
												319	A	Elon	81 53
												338	A	Tenn.-Martin	71 55
LAST 12 Division I GAMES:															
				122	N	Eastern Ill.	69 65			318	A	Jacksonville St.	71 75		
				150	N	Murray St.	90 84			205	H	Tennessee St.	61 69		
				199	A	Morehead St.	78 74			150	H	Murray St.	76 94		
				240	H	Southeast Mo. St.	80 74			338	H	Tenn.-Martin	77 54		
				122	H	Eastern Ill.	56 69			199	A	Morehead St.	61 59		
				268	A	Tennessee Tech	53 69			310	A	Eastern Ky.	67 51		

Non-Div I Games: SIU Edwardsville 74 52

Austin Peay

■ Loss,
■ Non-Conf,
■ S Site,
■ Home
■ Away
N Neutral

RPI	S	Opponent	Score
338	H	Tenn.-Martin	77 54

Austin Peay

A
u
s
t
i
n
P
e
a
y

A
u
s
t
i
n
P
e
a
y

Average RPI Win: 192		WON-LOST	WINNING	LAST 12	STRENGTH OF		OPP. STRENGTH	TEAM	ADJ.	CONF.	ADJ CONF.
Average RPI Loss: 71		RECORD	PCT. RANK	GAMES	SCHEDULE		OF SCHEDULE	RPI	RPI	RPI	RPI
DIV. I ONLY		18- 11	95	5- 7	123		88	93	93	8	8
DIV. I NON-CONF.		10- 2	33	0- 0	129		129	49	50	8	8
<hr/>											
TOTALS	RPI 1-25	RPI 26-50		W-L RECORDS		RPI 51-100		RPI 150+			
18- 11	0- 1	1- 5		OVERALL		1- 3		13- 1			
8- 6	0- 1	0- 3		HOME		0- 1		8- 0			
8- 5	0- 0	1- 2		AWAY		0- 2		4- 1			
2- 0	0- 0	0- 0		NEUTRAL		1- 0		1- 0			
10- 2	0- 1	0- 0		NON-CONFERENCE		1- 1		7- 0			
5- 1	0- 1	0- 0		HOME		0- 0		5- 0			
3- 1	0- 0	0- 0		AWAY		0- 1		1- 0			
2- 0	0- 0	0- 0		NEUTRAL		1- 0		1- 0			
<hr/>											
8- 9	0- 0	1- 5		CONFERENCE		0- 2		6- 1			
3- 5	0- 0	0- 3		HOME		0- 1		3- 0			
5- 4	0- 0	1- 2		AWAY		0- 1		3- 1			
0- 0	0- 0	0- 0		NEUTRAL		0- 0		0- 0			

RPI	S	Opponent	Score	RPI	S	Opponent	Score	RPI	S	Opponent	Score	RPI	S	Opponent	Score
1	H	Connecticut	47 96	39	A	San Diego St.	36 56	60	N	Southern California	65 64	126	A	Portland	65 37
				39	H	San Diego St.	47 59	79	A	New Mexico	37 52	139	A	Nevada	81 63
				44	A	TCU	62 46	79	H	New Mexico	57 61	144	A	Wyoming	58 45
				44	H	TCU	55 75	97	A	Portland St.	64 73	144	H	Wyoming	55 57
				49	A	Utah	54 59					158	H	Arkansas St.	49 39
				49	H	Utah	55 63					164	A	UNLV	58 66
LAST 12 Division I GAMES:															
164	A	UNLV	58 66	79	A	New Mexico	37 52	164	A	UNLV	67 62	164	H	UNLV	53 52
304	A	Air Force	42 31	44	H	TCU	55 75	171	H	Oregon	67 45	181	N	Wright St.	56 50
144	H	Wyoming	55 57	197	A	Colorado St.	53 51	197	A	Colorado St.	53 51	197	H	Colorado St.	61 43
49	A	Utah	54 59	304	H	Air Force	60 41	220	H	Utah St.	61 60	286	A	Long Beach St.	66 49
39	H	San Diego St.	47 59	144	A	Wyoming	58 45	296	H	Weber St.	76 69	299	H	Southern Utah	70 64
164	H	UNLV	53 52	49	H	Utah	55 63	304	A	Air Force	42 31	304	H	Air Force	60 41

Non-Div I Games:

BYU

■ Loss,
 ■ Non-Conf,
 ■ S Site,
 ■ H Home
 ■ A Away
 N Neutral

Average RPI Win:	172	WON-LOST	WINNING	LAST 12	STRENGTH OF	OPP. STRENGTH	TEAM	ADJ.	CONF.	ADJ CONF.
Average RPI Loss:	75	RECORD	PCT. RANK	GAMES	SCHEDULE	OF SCHEDULE	RPI	RPI	RPI	RPI
DIV. I ONLY	24- 8	36	11- 1	100	94	48	47	12	12	
DIV. I NON-CONF.	7- 6	142	0- 0	36	19	76	75	12	12	
TOTALS	RPI 1-25	RPI 26-50	W-L RECORDS	RPI 51-100	RPI 150+					
24- 8	0- 2	2- 1	OVERALL	1- 3	14- 1					
13- 1	0- 1	0- 0	HOME	0- 0	8- 0					
7- 7	0- 1	0- 1	AWAY	1- 3	4- 1					
4- 0	0- 0	2- 0	NEUTRAL	0- 0	2- 0					
7- 6	0- 2	1- 0	NON-CONFERENCE	1- 3	3- 0					
5- 1	0- 1	0- 0	HOME	0- 0	3- 0					
1- 5	0- 1	0- 0	AWAY	1- 3	0- 0					
1- 0	0- 0	1- 0	NEUTRAL	0- 0	0- 0					
17- 2	0- 0	1- 1	CONFERENCE	0- 0	11- 1					
8- 0	0- 0	0- 0	HOME	0- 0	5- 0					
6- 2	0- 0	0- 1	AWAY	0- 0	4- 1					
3- 0	0- 0	1- 0	NEUTRAL	0- 0	2- 0					

RPI S	Opponent	Score	RPI S	Opponent	Score	Team's RPI: 47	RPI S	Opponent	Score	RPI S	Opponent	Score
4	A Louisville	51 82	43	N Richmond	77 71		53	A Illinois St.	68 91	123	H Cleveland St.	61 60
24	H Temple	73 78	46	A Bowling Green	67 76		55	A Indiana	68 84	131	H Indiana St.	82 63
			46	N Bowling Green	55 51		94	A Alabama	75 81	134	A St. Louis	69 79
							95	A Western Ky.	72 71	137	H Kent St.	77 70
										148	A Central Mich.	71 67
										148	H Central Mich.	83 75
										149	A Toledo	75 69
										149	H Toledo	67 53
										152	H Miami (OH)	81 66
										152	N Miami (OH)	76 51
										153	H Evansville	81 78
										181	H Wright St.	65 61
										186	A Northern Ill.	72 76
										186	H Northern Ill.	65 54
										201	A Akron	61 55
										203	H Ohio	80 72
										236	H Robert Morris	85 81
										241	A Eastern Mich.	68 59
										241	H Eastern Mich.	62 55
										248	A Buffalo	83 62
										248	N Buffalo	68 54
										259	A Western Mich.	70 67
										259	H Western Mich.	80 61
LAST 12 Division I GAMES:												
			46	N Bowling Green	55 51		241	A Eastern Mich.	68 59			
			248	N Buffalo	68 54		148	A Central Mich.	71 67			
			152	N Miami (OH)	76 51		203	H Ohio	80 72			
			149	A Toledo	75 69		137	H Kent St.	77 70			
			186	H Northern Ill.	65 54		248	A Buffalo	83 62			
			259	H Western Mich.	80 61		46	A Bowling Green	67 76			

Non-Div I Games: North Dakota 88 80

Ball St.

■ Loss,
 ■ Non-Conf,
 ■ S Site,
 ■ Home
 ■ A Away
 N Neutral

Average RPI Win: 95		WON-LOST	WINNING	LAST 12	STRENGTH OF		OPP. STRENGTH	TEAM	ADJ.	CONF.	ADJ CONF.
Average RPI Loss: 27		RECORD	PCT. RANK	GAMES	SCHEDULE	OF SCHEDULE	RPI	RPI	RPI	RPI	
DIV. I ONLY		27- 5	14	10- 2	15	5	6	6	1	1	
DIV. I NON-CONF.		12- 1	10	0- 0	105	67	20	20	1	1	
TOTALS		RPI 1-25	RPI 26-50		W-L RECORDS		RPI 51-100		RPI 150+		
27- 5	7- 3	2- 0		OVERALL		8- 2		7- 0			
14- 2	3- 2	1- 0		HOME		4- 0		5- 0			
8- 2	2- 1	0- 0		AWAY		3- 1		2- 0			
5- 1	2- 0	1- 0		NEUTRAL		1- 1		0- 0			
12- 1	1- 0	1- 0		NON-CONFERENCE		2- 1		7- 0			
8- 0	1- 0	0- 0		HOME		2- 0		5- 0			
2- 0	0- 0	0- 0		AWAY		0- 0		2- 0			
2- 1	0- 0	1- 0		NEUTRAL		0- 1		0- 0			
15- 4	6- 3	1- 0		CONFERENCE		6- 1		0- 0			
6- 2	2- 2	1- 0		HOME		2- 0		0- 0			
6- 2	2- 1	0- 0		AWAY		3- 1		0- 0			
3- 0	2- 0	0- 0		NEUTRAL		1- 0		0- 0			

RPI	S	Opponent	Score	RPI	S	Opponent	Score	RPI	S	Opponent	Score	RPI	S	Opponent	Score
3	A	Oklahoma	58 66	29	H	Kansas St.	59 50	51	A	Texas Tech	76 64	110	H	Missouri	72 43
3	H	Oklahoma	51 56	35	N	Villanova	62 57	51	H	Texas Tech	83 53	117	N	UCF	79 67
7	A	Texas A&M	64 61					54	A	Kansas	45 69	128	A	Colorado	63 50
7	H	Texas A&M	64 60					59	N	Wisconsin	58 59	163	H	Lamar	83 36
7	N	Texas A&M	72 63					65	A	Oklahoma St.	64 62	171	A	Oregon	81 71
10	H	Stanford	81 65					65	H	Oklahoma St.	75 57	194	H	Fla. Atlantic	90 45
14	H	Iowa St.	68 57					65	N	Oklahoma St.	67 62	218	H	Stephen F. Austin	77 42
14	N	Iowa St.	63 57					69	A	Nebraska	76 71	234	H	Texas St.	95 55
18	A	Texas	66 57					71	H	St. John's (NY)	75 65	251	A	Rice	83 58
18	H	Texas	55 58					100	H	Samford	63 51	311	H	Tex.-Pan American	73 27
LAST 12 Division I GAMES:															
		7 N Texas A&M	72 63			51 H Texas Tech	83 53								
		14 N Iowa St.	63 57			3 A Oklahoma	58 66								
		65 N Oklahoma St.	67 62			110 H Missouri	72 43								
		7 H Texas A&M	64 60			65 A Oklahoma St.	64 62								
		54 A Kansas	45 69			29 H Kansas St.	59 50								
		18 A Texas	66 57			69 A Nebraska	76 71								

Non-Div I Games:

Baylor

Belmont

Through Games Of Sunday, March 15, 2009

Average RPI Win:	236	WON-LOST	WINNING	LAST 12	STRENGTH OF	OPP. STRENGTH	TEAM	ADJ.	CONF.	ADJ CONF.
Average RPI Loss:	146	RECORD	PCT. RANK	GAMES	SCHEDULE	OF SCHEDULE	RPI	RPI	RPI	RPI
DIV. I ONLY	18- 13	114	6- 6	257	189	176	178	18	18	
DIV. I NON-CONF.	9- 8	150	1- 3	266	225	193	193	17	17	
TOTALS	RPI 1-25	RPI 26-50	W-L RECORDS	RPI 51-100	RPI 150+					
18- 13	0- 0	0- 1	OVERALL	1- 4	15- 6					
10- 4	0- 0	0- 0	HOME	1- 1	8- 3					
6- 6	0- 0	0- 0	AWAY	0- 3	5- 3					
2- 3	0- 0	0- 1	NEUTRAL	0- 0	2- 0					
9- 8	0- 0	0- 1	NON-CONFERENCE	1- 2	8- 4					
6- 2	0- 0	0- 0	HOME	1- 0	5- 2					
2- 4	0- 0	0- 0	AWAY	0- 2	2- 2					
1- 2	0- 0	0- 1	NEUTRAL	0- 0	1- 0					
9- 5	0- 0	0- 0	CONFERENCE	0- 2	7- 2					
4- 2	0- 0	0- 0	HOME	0- 1	3- 1					
4- 2	0- 0	0- 0	AWAY	0- 1	3- 1					
1- 1	0- 0	0- 0	NEUTRAL	0- 0	1- 0					

RPI S	Opponent	Score	RPI S	Opponent	Score	RPI S	Opponent	Score	RPI S	Opponent	Score	Team's RPI: 178
43 N	Richmond	52 65	64 A	Fla. Gulf Coast	65 77	141 A	Jacksonville	51 45	141 A	Jacksonville	45 43	
			64 H	Fla. Gulf Coast	60 55	141 H	Jacksonville	49 51	141 N	Jacksonville	60 64	
			82 A	East Tenn. St.	51 69	142 N	Michigan	46 68	165 A	Kennesaw St.	59 61	
			82 H	East Tenn. St.	76 86	165 H	Kennesaw St.	61 70	169 A	Mercer	71 69	
			94 A	Alabama	49 58	169 H	Mercer	48 49	189 A	Austin Peay	69 60	
						200 H	Memphis	78 72	205 H	Tennessee St.	64 49	
						242 A	S.C. Upstate	67 61	242 H	S.C. Upstate	63 40	
						256 A	Campbell	46 41	256 H	Campbell	67 52	
						256 N	Campbell	60 34	267 A	North Fla.	57 64	
						267 H	North Fla.	68 62	268 H	Tennessee Tech	72 70	
						288 A	Stetson	63 60	288 H	Stetson	61 60	
						292 A	Lipscomb	66 76	292 H	Lipscomb	77 65	
						329 N	Alcorn St.	72 48	338 H	Tenn.-Martin		
LAST 12 Division I GAMES:												
141 N	Jacksonville	49 51	82 H	East Tenn. St.	76 86	242 H	S.C. Upstate	67 61	292 A	Lipscomb	61 60	
256 N	Campbell	67 52	292 A	Lipscomb	61 60	256 A	Campbell	63 40	329 N	Alcorn St.	77 65	
141 H	Jacksonville	45 43	64 A	Fla. Gulf Coast	65 77	288 A	Stetson	72 70				
267 H	North Fla.	57 64										
169 A	Mercer	61 70										
165 A	Kennesaw St.	46 68										

Non-Div I Games:

Belmont

Loss, Non-Conf, S Site, H Home A Away N Neutral

Average RPI Win:	296	WON-LOST	WINNING	LAST 12	STRENGTH OF	OPP. STRENGTH	TEAM	ADJ.	CONF.	ADJ CONF.
Average RPI Loss:	229	RECORD	PCT. RANK	GAMES	SCHEDULE	OF SCHEDULE	RPI	RPI	RPI	RPI
DIV. I ONLY	10- 17	242	5- 7	340	331	318	320	30	30	
DIV. I NON-CONF.	6- 4	119	2- 0	339	334	282	281	31	31	
TOTALS	RPI 1-25	RPI 26-50	W-L RECORDS	RPI 51-100	RPI 150+					
10- 17	0- 0	0- 0	OVERALL	0- 1	10- 15					
6- 8	0- 0	0- 0	HOME	0- 1	6- 7					
4- 8	0- 0	0- 0	AWAY	0- 0	4- 7					
0- 1	0- 0	0- 0	NEUTRAL	0- 0	0- 1					
6- 4	0- 0	0- 0	NON-CONFERENCE	0- 1	6- 3					
4- 2	0- 0	0- 0	HOME	0- 1	4- 1					
2- 2	0- 0	0- 0	AWAY	0- 0	2- 2					
0- 0	0- 0	0- 0	NEUTRAL	0- 0	0- 0					
4- 13	0- 0	0- 0	CONFERENCE	0- 0	4- 12					
2- 6	0- 0	0- 0	HOME	0- 0	2- 6					
2- 6	0- 0	0- 0	AWAY	0- 0	2- 5					
0- 1	0- 0	0- 0	NEUTRAL	0- 0	0- 1					

RPI 1-25				RPI 26-50				RPI 51-100				RPI 101+				Team's RPI: 320	
RPI	S	Opponent	Score	RPI	S	Opponent	Score	RPI	S	Opponent	Score	RPI	S	Opponent	Score		
								64	H	Fla. Gulf Coast	59	76	104	A	N.C. A&T	68	90
												188	A	Coppin St.	61	69	
												188	H	Coppin St.	58	67	
												194	A	Fla. Atlantic	69	83	
												206	A	Md.-East. Shore	65	72	
												206	H	Md.-East. Shore	60	70	
												207	A	Delaware St.	51	54	
												207	H	Delaware St.	65	55	
												212	H	Hampton	59	67	
												225	A	Morgan St.	64	69	
												225	H	Morgan St.	83	78	
												261	A	Florida A&M	57	58	
												261	H	Florida A&M	50	57	
												267	H	North Fla.	68	56	
												288	H	Stetson	73	74	
												289	A	N.C. Central	62	56	
												308	H	Howard	58	69	
												308	N	Howard	43	63	
												321	H	Wofford	75	70	
												324	A	Winston-Salem	54	50	
												324	H	Winston-Salem	67	56	
												331	A	Savannah St.	57	58	
												331	H	Savannah St.	61	46	
												334	A	South Carolina St.	68	67	
												334	H	South Carolina St.	66	73	
												340	A	Norfolk St.	80	65	
LAST 12 Division I GAMES:																	
				308	N	Howard	43	63		225	A	Morgan St.	64	69			
				261	H	Florida A&M	50	57		188	A	Coppin St.	61	69			
				324	A	Winston-Salem	54	50		104	A	N.C. A&T	68	90			
				334	A	South Carolina St.	68	67		340	A	Norfolk St.	80	65			
				206	H	Md.-East. Shore	60	70		324	H	Winston-Salem	67	56			
				207	H	Delaware St.	65	55		334	H	South Carolina St.	66	73			

LAST 12 Division I GAMES:

308	N Howard	43	63	225	A Morgan St.	64	69
261	H Florida A&M	50	57	188	A Coppin St.	61	69
324	A Winston-Salem	54	50	104	A N.C. A&T	68	90
334	A South Carolina St.	68	67	340	A Norfolk St.	80	65
206	H Md.-East. Shore	60	70	324	H Winston-Salem	67	56
207	H Delaware St.	65	55	334	H South Carolina St.	66	73

Non-Div I Games: St. Augustine's 63 48 Paine 75 52

Bethune-Cookman

Binghamton

Through Games Of Sunday, March 15, 2009

Average RPI Win: 291	WON-LOST	WINNING	LAST 12	STRENGTH OF	OPP. STRENGTH	TEAM	ADJ.	CONF.	ADJ CONF.
Average RPI Loss: 110	RECORD	PCT. RANK	GAMES	SCHEDULE	OF SCHEDULE	RPI	RPI	RPI	RPI
DIV. I ONLY	14- 17	195	6- 6	219	242	223	213	22	22
DIV. I NON-CONF.	5- 8	213	0- 0	125	230	195	192	18	18
TOTALS	RPI 1-25	RPI 26-50	W-L RECORDS	RPI 51-100	RPI 150+				
14- 17	0- 0	0- 1	OVERALL	0- 10	14- 2				
6- 7	0- 0	0- 1	HOME	0- 4	6- 0				
7- 9	0- 0	0- 0	AWAY	0- 5	7- 2				
1- 1	0- 0	0- 0	NEUTRAL	0- 1	1- 0				
5- 8	0- 0	0- 1	NON-CONFERENCE	0- 5	5- 0				
1- 4	0- 0	0- 1	HOME	0- 2	1- 0				
4- 4	0- 0	0- 0	AWAY	0- 3	4- 0				
0- 0	0- 0	0- 0	NEUTRAL	0- 0	0- 0				
9- 9	0- 0	0- 0	CONFERENCE	0- 5	9- 2				
5- 3	0- 0	0- 0	HOME	0- 2	5- 0				
3- 5	0- 0	0- 0	AWAY	0- 2	3- 2				
1- 1	0- 0	0- 0	NEUTRAL	0- 1	1- 0				

RPI S	Opponent	Score	RPI S	Opponent	Score	RPI S	Opponent	Score	RPI S	Opponent	Score	Team's RPI: 213
35	H Villanova	37 55	67	A Hartford	54 63	106	H Canisius	73 79				
			67	H Hartford	54 74	115	A Vermont	57 84				
			68	A St. Bonaventure	51 66	115	H Vermont	38 64				
			82	A Sacred Heart	61 79	130	A Miami (FL)	37 72				
			86	A Lehigh	45 78	233	A La Salle	53 47				
			87	A Boston U.	63 81	243	A UMBC	63 78				
			87	H Boston U.	75 76	243	H UMBC	70 50				
			87	N Boston U.	53 57	243	N UMBC	66 54				
			89	H Duquesne	56 68	257	A Cornell	56 51				
			97	H Portland St.	52 62	283	A New Hampshire	56 53				
						283	H New Hampshire	76 59				
						301	H Bryant	68 61				
						305	A Niagara	83 65				
						309	A Stony Brook	51 62				
						309	H Stony Brook	91 86				
						317	A Albany (NY)	66 63				
						317	H Albany (NY)	67 63				
						322	A Maine	62 49				
						322	H Maine	66 46				
						333	A Colgate	66 41				
LAST 12 Division I GAMES:												
87	N Boston U.	53 57	87	H Boston U.	75 76							
243	N UMBC	66 54	309	A Stony Brook	51 62							
115	A Vermont	57 84	67	H Hartford	54 74							
283	A New Hampshire	56 53	317	A Albany (NY)	66 63							
243	H UMBC	70 50	115	H Vermont	38 64							
322	H Maine	66 46	322	A Maine	62 49							

Non-Div I Games:

Binghamton

Loss, Non-Conf, S Site, H Home A Away N Neutral

Average RPI Win:	246	WON-LOST	WINNING	LAST 12	STRENGTH OF	OPP. STRENGTH	TEAM	ADJ.	CONF.	ADJ CONF.
Average RPI Loss:	163	RECORD	PCT. RANK	GAMES	SCHEDULE	OF SCHEDULE	RPI	RPI	RPI	RPI
DIV. I ONLY	15- 15	167	6- 6	290	224	228	227	24	24	
DIV. I NON-CONF.	6- 7	182	0- 0	284	180	228	229	23	23	
TOTALS	RPI 1-25	RPI 26-50	W-L RECORDS	RPI 51-100	RPI 150+					
15- 15	0- 0	0- 1	OVERALL	0- 2	13- 8					
9- 6	0- 0	0- 0	HOME	0- 1	7- 4					
6- 9	0- 0	0- 1	AWAY	0- 1	6- 4					
0- 0	0- 0	0- 0	NEUTRAL	0- 0	0- 0					
6- 7	0- 0	0- 1	NON-CONFERENCE	0- 0	5- 4					
4- 3	0- 0	0- 0	HOME	0- 0	3- 2					
2- 4	0- 0	0- 1	AWAY	0- 0	2- 2					
0- 0	0- 0	0- 0	NEUTRAL	0- 0	0- 0					
9- 8	0- 0	0- 0	CONFERENCE	0- 2	8- 4					
5- 3	0- 0	0- 0	HOME	0- 1	4- 2					
4- 5	0- 0	0- 0	AWAY	0- 1	4- 2					
0- 0	0- 0	0- 0	NEUTRAL	0- 0	0- 0					

RPI S	Opponent	Score	RPI S	Opponent	Score	RPI S	Opponent	Score	RPI S	Opponent	Score	Team's RPI: 227
48	A Montana	51 72	91	A Fresno St.	52 62	126	H Portland	68 59	132	H Arizona	48 53	
			91	H Fresno St.	58 70	139	A Nevada	65 73	139	A Nevada	45 77	
						139	H Nevada	75 74	144	A Wyoming	55 62	
						151	A Loyola Marymount	68 72	158	A Louisiana Tech	66 61	
						158	H Louisiana Tech	52 42	162	H Utah Valley	70 73	
						182	A Washington	51 74	208	H Washington St.	76 85	
						220	A Utah St.	44 58	220	H Utah St.	61 65	
						223	A Montana St.	70 65	226	A Idaho	60 56	
						226	H Idaho	56 58	237	H St. Mary's (CA)	68 60	
						271	H Idaho St.	65 58	287	A Hawaii	67 68	
						287	H Hawaii	70 61	291	A New Mexico St.	79 77	
						291	H New Mexico St.	63 48	299	H Southern Utah	74 60	
						307	A Santa Clara	57 51	337	A San Jose St.	56 45	
LAST 12 Division I GAMES:												
139	A Nevada	65 73	91	H Fresno St.	58 70	337	H San Jose St.	58 53	158	A Louisiana Tech	66 61	
226	H Idaho	56 58	291	A New Mexico St.	79 77	139	A Nevada	45 77	158	H Louisiana Tech	52 42	
287	A Hawaii	67 68	158	A Louisiana Tech	66 61	139	H Nevada	75 74				
337	A San Jose St.	56 45	291	A New Mexico St.	79 77	220	H Utah St.	61 65				
139	H Nevada	75 74										
220	H Utah St.	61 65										

Non-Div I Games: Seattle 66 56

Boise St.

Boise St.

RPI S Opponent Score

Through Games Of Sunday, March 15, 2009

RPI	S	Opponent	Score
337	H	San Jose St.	58 53

Boise St.

B
o
i
s
e
s
t
.

B
o
i
s
e
s
t
.

Average RPI Win:	149	WON-LOST	WINNING	LAST 12	STRENGTH OF	OPP. STRENGTH	TEAM	ADJ.	CONF.	ADJ CONF.
Average RPI Loss:	24	RECORD	PCT. RANK	GAMES	SCHEDULE	OF SCHEDULE	RPI	RPI	RPI	RPI
DIV. I ONLY	20- 11	80	5- 7	31	39	40	40	2	2	
DIV. I NON-CONF.	12- 3	42	0- 0	107	111	50	49	3	3	
TOTALS	RPI 1-25	RPI 26-50	W-L RECORDS	RPI 51-100	RPI 150+					
20- 11	0- 8	2- 0	OVERALL	1- 3	8- 0					
10- 4	0- 4	0- 0	HOME	0- 0	6- 0					
5- 6	0- 3	1- 0	AWAY	0- 3	1- 0					
5- 1	0- 1	1- 0	NEUTRAL	1- 0	1- 0					
12- 3	0- 1	1- 0	NON-CONFERENCE	1- 2	8- 0					
6- 1	0- 1	0- 0	HOME	0- 0	6- 0					
2- 2	0- 0	0- 0	AWAY	0- 2	1- 0					
4- 0	0- 0	1- 0	NEUTRAL	1- 0	1- 0					
8- 8	0- 7	1- 0	CONFERENCE	0- 1	0- 0					
4- 3	0- 3	0- 0	HOME	0- 0	0- 0					
3- 4	0- 3	1- 0	AWAY	0- 1	0- 0					
1- 1	0- 1	0- 0	NEUTRAL	0- 0	0- 0					

RPI 1-25				RPI 26-50				RPI 51-100				RPI 101+			
RPI	S	Opponent	Score	RPI	S	Opponent	Score	RPI	S	Opponent	Score	RPI	S	Opponent	Score
2	A	Maryland	74 86	36	A	Georgia Tech	65 64	52	A	Minnesota	60 80	103	A	North Carolina St.	62 51
2	H	Maryland	81 85	44	N	TCU	77 68	57	N	James Madison	71 63	103	H	North Carolina St.	58 52
5	A	Duke	58 69					61	A	Wake Forest	48 52	109	H	Clemson	71 51
11	H	North Carolina	68 92					71	A	St. John's (NY)	63 72	111	N	Houston	62 56
12	H	Florida St.	53 64									129	A	Dartmouth	85 51
12	N	Florida St.	71 83									130	A	Miami (FL)	71 64
15	H	Notre Dame	54 102									130	H	Miami (FL)	62 54
19	A	Virginia	70 90									130	N	Miami (FL)	76 59
												132	H	Virginia Tech	73 62
												155	H	Hofstra	71 60
												166	N	Fairfield	62 57
												187	A	Holy Cross	82 69
												193	H	St. Francis (PA)	99 68
												217	H	Massachusetts	89 55
												245	H	FIU	93 65
												283	H	New Hampshire	85 43
												327	H	NJIT	78 50
LAST 12 Division I GAMES:															
		12 N Florida St.	71 83			130 A Miami (FL)	71 64								
		130 N Miami (FL)	76 59			2 H Maryland	81 85								
		103 H North Carolina St.	58 52			12 H Florida St.	53 64								
		2 A Maryland	74 86			5 A Duke	58 69								
		19 A Virginia	70 90			103 A North Carolina St.	62 51								
		11 H North Carolina	68 92			109 H Clemson	71 51								

Non-Div I Games:

Boston College

Average RPI Win:	232	WON-LOST	WINNING	LAST 12	STRENGTH OF	OPP. STRENGTH	TEAM	ADJ.	CONF.	ADJ CONF.
Average RPI Loss:	78	RECORD	PCT. RANK	GAMES	SCHEDULE	OF SCHEDULE	RPI	RPI	RPI	RPI
DIV. I ONLY	24- 7	29	11- 1	243	185	87	87	22	22	
DIV. I NON-CONF.	6- 6	152	0- 0	101	84	124	122	18	18	
TOTALS	RPI 1-25	RPI 26-50	W-L RECORDS	RPI 51-100	RPI 150+					
24- 7	0- 1	0- 2	OVERALL	2- 1	19- 0					
11- 1	0- 0	0- 0	HOME	1- 1	8- 0					
11- 3	0- 1	0- 2	AWAY	1- 0	9- 0					
2- 3	0- 0	0- 0	NEUTRAL	0- 0	2- 0					
6- 6	0- 1	0- 2	NON-CONFERENCE	0- 1	5- 0					
3- 1	0- 0	0- 0	HOME	0- 1	2- 0					
3- 3	0- 1	0- 2	AWAY	0- 0	3- 0					
0- 2	0- 0	0- 0	NEUTRAL	0- 0	0- 0					
18- 1	0- 0	0- 0	CONFERENCE	2- 0	14- 0					
8- 0	0- 0	0- 0	HOME	1- 0	6- 0					
8- 0	0- 0	0- 0	AWAY	1- 0	6- 0					
2- 1	0- 0	0- 0	NEUTRAL	0- 0	2- 0					

RPI S	Opponent	Score	RPI S	Opponent	Score	RPI S	Opponent	Score	Team's RPI: 87	RPI S	Opponent	Score
13	A Ohio St.	47 72	34	A Marist	62 73	67	A Hartford	80 75		115	A Vermont	64 61
			37	A Iowa	58 83	67	H Hartford	76 65		115	H Vermont	58 47
						71	H St. John's (NY)	66 74		115	N Vermont	66 74
										126	N Portland	62 74
										140	H Harvard	80 61
										148	N Central Mich.	72 84
										195	A Northeastern	71 68
										195	H Siena	84 61
										213	A Binghamton	76 75
										213	H Binghamton	81 63
										213	N Binghamton	57 53
										217	A Massachusetts	82 75
										219	A Rhode Island	50 45
										243	A UMBC	73 65
										243	H UMBC	84 57
										283	A New Hampshire	75 53
										283	H New Hampshire	79 62
										309	A Stony Brook	72 59
										309	H Stony Brook	89 71
										317	A Albany (NY)	78 48
										317	H Albany (NY)	95 72
										317	N Albany (NY)	77 75
										322	A Maine	87 72
										322	H Maine	71 57
										326	H Brown	81 54
LAST 12 Division I GAMES:												
			115	N Vermont	66 74	67	A Hartford	80 75				
			213	N Binghamton	57 53	213	A Binghamton	76 75				
			317	N Albany (NY)	77 75	283	A New Hampshire	75 53				
			317	H Albany (NY)	95 72	309	H Stony Brook	89 71				
			243	A UMBC	73 65	115	A Vermont	64 61				
			322	H Maine	71 57	317	A Albany (NY)	78 48				

Non-Div I Games:

Boston U.

■ Loss,
 ■ Non-Conf, S Site,
 ■ Home
 ■ Away
 N Neutral

Bowling Green

Through Games Of Sunday, March 15, 2009

Average RPI Win:	188	WON-LOST	WINNING	LAST 12	STRENGTH OF	OPP. STRENGTH	TEAM	ADJ.	CONF.	ADJ CONF.
Average RPI Loss:	92	RECORD	PCT. RANK	GAMES	SCHEDULE	OF SCHEDULE	RPI	RPI	RPI	RPI
DIV. I ONLY	27- 4	10	10- 2	174	139	44	46	12	12	
DIV. I NON-CONF.	10- 2	33	0- 0	247	149	72	74	12	12	
TOTALS	RPI 1-25	RPI 26-50	W-L RECORDS	RPI 51-100	RPI 150+					
27- 4	0- 1	1- 1	OVERALL	3- 0	17- 1					
13- 0	0- 0	1- 0	HOME	2- 0	7- 0					
10- 3	0- 1	0- 0	AWAY	1- 0	8- 1					
4- 1	0- 0	0- 1	NEUTRAL	0- 0	2- 0					
10- 2	0- 1	0- 0	NON-CONFERENCE	3- 0	7- 0					
5- 0	0- 0	0- 0	HOME	2- 0	3- 0					
3- 2	0- 1	0- 0	AWAY	1- 0	2- 0					
2- 0	0- 0	0- 0	NEUTRAL	0- 0	2- 0					
17- 2	0- 0	1- 1	CONFERENCE	0- 0	10- 1					
8- 0	0- 0	1- 0	HOME	0- 0	4- 0					
7- 1	0- 0	0- 0	AWAY	0- 0	6- 1					
2- 1	0- 0	0- 1	NEUTRAL	0- 0	0- 0					

RPI 1-25				RPI 26-50		Team's RPI: 46		RPI 51-100				RPI 101+			
RPI	S	Opponent	Score	RPI	S	Opponent	Score	RPI	S	Opponent	Score	RPI	S	Opponent	Score
24	A	Temple	55 70	47	H	Ball St.	76 67	67	H	Hartford	56 52	137	A	Kent St.	77 71
				47	N	Ball St.	51 55	68	H	St. Bonaventure	77 59	137	H	Kent St.	61 54
								76	A	Dayton	77 68	145	A	Valparaiso	58 69
												148	H	Central Mich.	94 79
												148	N	Central Mich.	82 65
												149	H	Toledo	70 53
												149	N	Toledo	79 66
												152	A	Miami (OH)	40 45
												152	H	Miami (OH)	87 79
												186	A	Northern Ill.	76 70
												193	A	St. Francis (PA)	98 74
												201	A	Akron	81 70
												201	H	Akron	80 51
												203	A	Ohio	62 52
												203	H	Ohio	79 64
												209	A	UNC Greensboro	71 53
												221	H	Detroit	72 42
												241	A	Eastern Mich.	69 55
												248	A	Buffalo	89 82
												248	H	Buffalo	75 52
												259	A	Western Mich.	79 77
												264	N	Gardner-Webb	79 56
												292	H	Lipscomb	71 52
												315	H	Youngstown St.	94 61
												324	N	Winston-Salem	80 43
LAST 12 Division I GAMES:															
				47	N	Ball St.	51 55	248	A	Buffalo	89 82				
				149	N	Toledo	79 66	201	A	Akron	81 70				
				148	N	Central Mich.	82 65	148	H	Central Mich.	94 79				
				203	H	Ohio	79 64	149	H	Toledo	70 53				
				152	A	Miami (OH)	40 45	259	A	Western Mich.	79 77				
				137	H	Kent St.	61 54	47	H	Ball St.	76 67				

Non-Div I Games: SIU Edwardsville 74 58

Bowling Green

■ Loss,
 ■ Non-Conf,
 ■ S Site,
 ■ Home
 ■ Away
 N Neutral

Average RPI Win:	178	WON-LOST	WINNING	LAST 12	STRENGTH OF	OPP. STRENGTH	TEAM	ADJ.	CONF.	ADJ CONF.
Average RPI Loss:	125	RECORD	PCT. RANK	GAMES	SCHEDULE	OF SCHEDULE	RPI	RPI	RPI	RPI
DIV. I ONLY	20- 10	69	8- 4	216	95	112	114	10	10	
DIV. I NON-CONF.	8- 2	42	0- 0	293	130	102	104	9	9	
TOTALS	RPI 1-25	RPI 26-50	W-L RECORDS	RPI 51-100	RPI 150+					
20- 10	0- 0	0- 0	OVERALL	1- 3	12- 4					
11- 2	0- 0	0- 0	HOME	1- 1	7- 1					
6- 7	0- 0	0- 0	AWAY	0- 2	5- 2					
3- 1	0- 0	0- 0	NEUTRAL	0- 0	0- 1					
8- 2	0- 0	0- 0	NON-CONFERENCE	0- 0	4- 1					
4- 0	0- 0	0- 0	HOME	0- 0	3- 0					
2- 2	0- 0	0- 0	AWAY	0- 0	1- 1					
2- 0	0- 0	0- 0	NEUTRAL	0- 0	0- 0					
12- 8	0- 0	0- 0	CONFERENCE	1- 3	8- 3					
7- 2	0- 0	0- 0	HOME	1- 1	4- 1					
4- 5	0- 0	0- 0	AWAY	0- 2	4- 1					
1- 1	0- 0	0- 0	NEUTRAL	0- 0	0- 1					

RPI 1-25				RPI 26-50				RPI 51-100				RPI 101+				Team's RPI: 114
RPI	S	Opponent	Score	RPI	S	Opponent	Score	RPI	S	Opponent	Score	RPI	S	Opponent	Score	
								53	A	Illinois St.	61 82	102	N	UC Riverside	59 56	
								53	H	Illinois St.	58 74	105	A	Drake	51 71	
								72	A	Creighton	46 61	105	H	Drake	87 80	
								72	H	Creighton	75 67	110	A	Missouri	54 83	
												118	N	Illinois	71 53	
												122	H	Eastern Ill.	71 69	
												131	A	Indiana St.	58 62	
												131	H	Indiana St.	81 62	
												131	N	Indiana St.	70 49	
												149	A	Toledo	73 65	
												153	A	Evansville	80 68	
												153	H	Evansville	65 54	
												153	N	Evansville	81 84	
												172	A	UNI	76 92	
												172	H	UNI	69 58	
												186	H	Northern Ill.	77 62	
												190	A	Ill.-Chicago	61 72	
												202	A	Missouri St.	68 59	
												202	H	Missouri St.	81 71	
												214	A	Wichita St.	69 49	
												214	H	Wichita St.	68 70	
												229	A	Southern Ill.	60 48	
												229	H	Southern Ill.	73 49	
												285	H	Loyola (IL)	67 60	
												293	A	Northern Ariz.	83 66	
												304	H	Air Force	81 65	
LAST 12 Division I GAMES:																
				153	N	Evansville	81 84			105	H	Drake	87 80			
				131	N	Indiana St.	70 49			72	H	Creighton	75 67			
				214	H	Wichita St.	68 70			172	H	UNI	69 58			
				202	H	Missouri St.	81 71			153	A	Evansville	80 68			
				131	A	Indiana St.	58 62			229	A	Southern Ill.	60 48			
				53	A	Illinois St.	61 82			131	H	Indiana St.	81 62			

Non-Div I Games: SIU Edwardsville 66 57

Bradley

■ Loss,
 ■ Non-Conf,
 ■ S Site,
 ■ Home
 ■ A Away
 N Neutral

Average RPI Win:	296	WON-LOST	WINNING	LAST 12	STRENGTH OF	OPP. STRENGTH	TEAM	ADJ.	CONF.	ADJ CONF.
Average RPI Loss:	183	RECORD	PCT. RANK	GAMES	SCHEDULE	OF SCHEDULE	RPI	RPI	RPI	RPI
DIV. I ONLY	3- 25	331	0- 12	250	267	327	326	27	26	
DIV. I NON-CONF.	2- 12	317	0- 0	237	224	317	316	24	24	
TOTALS	RPI 1-25	RPI 26-50	W-L RECORDS	RPI 51-100	RPI 150+					
3- 25	0- 0	0- 0	OVERALL	0- 4	3- 14					
1- 13	0- 0	0- 0	HOME	0- 1	1- 10					
2- 10	0- 0	0- 0	AWAY	0- 1	2- 4					
0- 2	0- 0	0- 0	NEUTRAL	0- 2	0- 0					
2- 12	0- 0	0- 0	NON-CONFERENCE	0- 4	2- 5					
1- 6	0- 0	0- 0	HOME	0- 1	1- 5					
1- 4	0- 0	0- 0	AWAY	0- 1	1- 0					
0- 2	0- 0	0- 0	NEUTRAL	0- 2	0- 0					
1- 13	0- 0	0- 0	CONFERENCE	0- 0	1- 9					
0- 7	0- 0	0- 0	HOME	0- 0	0- 5					
1- 6	0- 0	0- 0	AWAY	0- 0	1- 4					
0- 0	0- 0	0- 0	NEUTRAL	0- 0	0- 0					

RPI S	Opponent	Score	RPI S	Opponent	Score	RPI S	Opponent	Score	RPI S	Opponent	Score	Team's RPI: 326
						77 H	Georgetown	42 83	127 A	American	43 60	
						87 A	Boston U.	54 81	129 A	Dartmouth	43 64	
						89 N	Duquesne	54 84	129 H	Dartmouth	27 58	
						98 N	West Virginia	49 66	130 A	Miami (FL)	41 81	
									136 A	Providence	39 62	
									140 A	Harvard	57 81	
									140 H	Harvard	46 71	
									157 H	Quinnipiac	62 79	
									173 H	Army	44 64	
									191 A	Princeton	41 66	
									191 H	Princeton	38 61	
									217 H	Massachusetts	41 64	
									219 H	Rhode Island	59 75	
									257 A	Cornell	58 68	
									257 H	Cornell	62 74	
									258 A	Columbia	57 88	
									258 H	Columbia	51 76	
									266 A	Yale	64 62	
									266 H	Yale	37 71	
									275 A	Penn	49 66	
									275 H	Penn	48 55	
									301 H	Bryant	64 62	
									306 H	Long Island	47 52	
									322 A	Maine	65 52	
LAST 12 Division I GAMES:												
129 A	Dartmouth	43 64	191 A	Princeton	41 66							
140 A	Harvard	57 81	275 A	Penn	49 66							
275 H	Penn	48 55	140 H	Harvard	46 71							
191 H	Princeton	38 61	129 H	Dartmouth	27 58							
257 A	Cornell	58 68	258 H	Columbia	51 76							
258 A	Columbia	57 88	257 H	Cornell	62 74							

Non-Div I Games:

Brown

Average RPI Win: 300	WON-LOST	WINNING	LAST 12	STRENGTH OF	OPP. STRENGTH	TEAM	ADJ.	CONF.	ADJ CONF.
Average RPI Loss: 201	RECORD	PCT. RANK	GAMES	SCHEDULE	OF SCHEDULE	RPI	RPI	RPI	RPI
DIV. I ONLY	11- 18	236	6- 6	334	306	303	301	31	31
DIV. I NON-CONF.	9- 18	235	4- 6	309	319	309	311	30	30
TOTALS	RPI 1-25	RPI 26-50	W-L RECORDS	RPI 51-100	RPI 150+				
11- 18	0- 0	0- 0	OVERALL	0- 3	11- 14				
6- 2	0- 0	0- 0	HOME	0- 1	6- 0				
4- 15	0- 0	0- 0	AWAY	0- 2	4- 13				
1- 1	0- 0	0- 0	NEUTRAL	0- 0	1- 1				
9- 18	0- 0	0- 0	NON-CONFERENCE	0- 3	9- 14				
5- 2	0- 0	0- 0	HOME	0- 1	5- 0				
3- 15	0- 0	0- 0	AWAY	0- 2	3- 13				
1- 1	0- 0	0- 0	NEUTRAL	0- 0	1- 1				
2- 0	0- 0	0- 0	CONFERENCE	0- 0	2- 0				
1- 0	0- 0	0- 0	HOME	0- 0	1- 0				
1- 0	0- 0	0- 0	AWAY	0- 0	1- 0				
0- 0	0- 0	0- 0	NEUTRAL	0- 0	0- 0				

RPI S	Opponent	Score	RPI S	Opponent	Score	RPI S	Opponent	Score	RPI S	Opponent	Score	Team's RPI: 301
						68	H St. Bonaventure	58 67	129	H Dartmouth	56 71	
						82	A Sacred Heart	50 64	157	A Quinnipiac	49 66	
						86	A Lehigh	55 68	161	A Monmouth	49 67	
									187	A Holy Cross	54 73	
									193	A St. Francis (PA)	75 80	
									213	A Binghamton	61 68	
									215	A Central Conn. St.	64 61	
									215	H Central Conn. St.	85 76	
									219	A Rhode Island	57 64	
									236	A Robert Morris	80 91	
									238	A Lafayette	57 64	
									244	A Mt. St. Mary's	68 71	
									257	N Cornell	55 66	
									265	A Fordham	51 70	
									266	A Yale	71 77	
									282	A Fairleigh Dickinson	51 59	
									282	H Fairleigh Dickinson	59 53	
									283	A New Hampshire	69 66	
									312	H Wagner	71 53	
									326	A Brown	62 64	
									327	A NJIT	48 47	
									327	H NJIT	66 62	
									333	H Colgate	63 53	
									333	N Colgate	71 59	
									335	A St. Francis (NY)	62 55	
									335	H St. Francis (NY)	53 50	
LAST 12 Division I GAMES:												
244	A	Mt. St. Mary's	68	71	215	H	Central Conn. St.	85	76			
82	A	Sacred Heart	50	64	161	A	Monmouth	49	67			
335	A	St. Francis (NY)	62	55	157	A	Quinnipiac	49	66			
282	H	Fairleigh Dickinson	59	53	236	A	Robert Morris	80	91			
327	A	NJIT	48	47	193	A	St. Francis (PA)	75	80			
312	H	Wagner	71	53	327	H	NJIT	66	62			

Non-Div I Games:

Bryant

■ Loss,
 ■ Non-Conf,
 ■ S Site,
 ■ Home
 ■ A Away
 N Neutral

Average RPI Win: 253	WON-LOST	WINNING	LAST 12	STRENGTH OF	OPP. STRENGTH	TEAM	ADJ.	CONF.	ADJ CONF.
Average RPI Loss: 139	RECORD	PCT. RANK	GAMES	SCHEDULE	OF SCHEDULE	RPI	RPI	RPI	RPI
DIV. I ONLY	16- 12	122	7- 5	266	218	179	180	17	17
DIV. I NON-CONF.	8- 5	110	0- 0	317	188	200	201	22	22
TOTALS	RPI 1-25	RPI 26-50	W-L RECORDS	RPI 51-100	RPI 150+				
16- 12	0- 0	0- 0	OVERALL	0- 4	16- 4				
8- 4	0- 0	0- 0	HOME	0- 2	8- 0				
8- 7	0- 0	0- 0	AWAY	0- 2	8- 3				
0- 1	0- 0	0- 0	NEUTRAL	0- 0	0- 1				
8- 5	0- 0	0- 0	NON-CONFERENCE	0- 2	8- 1				
3- 2	0- 0	0- 0	HOME	0- 1	3- 0				
5- 3	0- 0	0- 0	AWAY	0- 1	5- 1				
0- 0	0- 0	0- 0	NEUTRAL	0- 0	0- 0				
8- 7	0- 0	0- 0	CONFERENCE	0- 2	8- 3				
5- 2	0- 0	0- 0	HOME	0- 1	5- 0				
3- 4	0- 0	0- 0	AWAY	0- 1	3- 2				
0- 1	0- 0	0- 0	NEUTRAL	0- 0	0- 1				

RPI S	Opponent	Score	RPI S	Opponent	Score	RPI S	Opponent	Score	RPI S	Opponent	Score	Team's RPI: 180
						57	A James Madison	56 76	116	H Towson	51 62	
						63	H Drexel	35 44	121	A Penn St.	44 81	
						86	A Lehigh	60 69	127	A American	63 71	
						86	H Lehigh	53 66	127	H American	55 61	
									173	A Army	56 50	
									173	H Army	59 57	
									187	A Holy Cross	60 66	
									187	H Holy Cross	58 44	
									193	A St. Francis (PA)	61 56	
									228	A Navy	66 54	
									228	H Navy	66 50	
									228 N	Navy	51 53	
									232	A Loyola (MD)	52 61	
									238	A Lafayette	58 75	
									238	H Lafayette	58 40	
									248	H Buffalo	75 57	
									257	H Cornell	56 45	
									265	A Fordham	47 46	
									266	A Yale	73 70	
									298	A George Mason	62 51	
									308	A Howard	63 53	
									321	H Wofford	74 66	
									333	A Colgate	86 54	
									333	H Colgate	53 35	
LAST 12 Division I GAMES:												
			228 N	Navy	51 53		127	A American	63 71			
			173	A Army	56 50		228	A Navy	66 54			
			86	A Lehigh	60 69		173	H Army	59 57			
			333	H Colgate	53 35		86	H Lehigh	53 66			
			238	H Lafayette	58 40		333	A Colgate	86 54			
			187	H Holy Cross	58 44		238	A Lafayette	58 75			

Non-Div I Games:

Bucknell

 Loss,
 Non-Conf,
 S Site,
 H Home
 A Away
N Neutral

Average RPI Win:	233	WON-LOST	WINNING	LAST 12	STRENGTH OF	OPP. STRENGTH	TEAM	ADJ.	CONF.	ADJ CONF.
Average RPI Loss:	131	RECORD	PCT. RANK	GAMES	SCHEDULE	OF SCHEDULE	RPI	RPI	RPI	RPI
DIV. I ONLY	8- 24	302	3- 9	115	164	252	248	12	12	
DIV. I NON-CONF.	4- 9	251	0- 0	169	216	241	238	12	12	
TOTALS	RPI 1-25	RPI 26-50	W-L RECORDS	RPI 51-100	RPI 150+					
8- 24	0- 0	0- 4	OVERALL	0- 2	7- 9					
4- 9	0- 0	0- 2	HOME	0- 1	4- 4					
1- 12	0- 0	0- 1	AWAY	0- 1	1- 5					
3- 3	0- 0	0- 1	NEUTRAL	0- 0	2- 0					
4- 9	0- 0	0- 0	NON-CONFERENCE	0- 2	4- 2					
2- 3	0- 0	0- 0	HOME	0- 1	2- 1					
1- 4	0- 0	0- 0	AWAY	0- 1	1- 1					
1- 2	0- 0	0- 0	NEUTRAL	0- 0	1- 0					
4- 15	0- 0	0- 4	CONFERENCE	0- 0	3- 7					
2- 6	0- 0	0- 2	HOME	0- 0	2- 3					
0- 8	0- 0	0- 1	AWAY	0- 0	0- 4					
2- 1	0- 0	0- 1	NEUTRAL	0- 0	1- 0					

RPI S	Opponent	Score	RPI S	Opponent	Score	RPI S	Opponent	Score	RPI S	Opponent	Score	Team's RPI: 248
			46 A	Bowling Green	52 75	68 H	St. Bonaventure	58 77	104 N	N.C. A&T	76 85	
			46 H	Bowling Green	82 89	71 A	St. John's (NY)	57 81	106 A	Canisius	56 69	
			47 H	Ball St.	62 83				111 N	Houston	62 80	
			47 N	Ball St.	54 68				123 A	Cleveland St.	48 75	
									136 H	Providence	63 67	
									137 A	Kent St.	53 72	
									137 H	Kent St.	61 79	
									137 N	Kent St.	66 54	
									148 A	Central Mich.	81 89	
									149 A	Toledo	59 67	
									152 A	Miami (OH)	57 67	
									152 H	Miami (OH)	67 68	
									155 H	Hofstra	73 80	
									174 H	Delaware	63 45	
									180 A	Bucknell	57 75	
									186 H	Northern Ill.	63 70	
									186 N	Northern Ill.	57 52	
									201 A	Akron	56 62	
									201 H	Akron	69 49	
									203 A	Ohio	77 80	
									203 H	Ohio	81 84	
									241 A	Eastern Mich.	58 69	
									259 H	Western Mich.	72 64	
									289 N	N.C. Central	65 54	
									305 H	Niagara	87 62	
									315 A	Youngstown St.	66 42	
LAST 12 Division I GAMES:												
			47 N	Ball St.	54 68	46 H	Bowling Green	82 89				
			137 N	Kent St.	66 54	203 A	Ohio	77 80				
			186 N	Northern Ill.	57 52	186 H	Northern Ill.	63 70				
			152 A	Miami (OH)	57 67	241 A	Eastern Mich.	58 69				
			137 A	Kent St.	53 72	47 H	Ball St.	62 83				
			201 H	Akron	69 49	149 A	Toledo	59 67				

Non-Div I Games:

Buffalo

■ Loss,
■ Non-Conf,
■ S Site,
■ Home
■ A Away
N Neutral

Average RPI Win: 211		WON-LOST	WINNING	LAST 12	STRENGTH OF		OPP. STRENGTH	TEAM	ADJ.	CONF.	ADJ CONF.
Average RPI Loss: 106		RECORD	PCT. RANK	GAMES	SCHEDULE		OF SCHEDULE	RPI	RPI	RPI	RPI
DIV. I ONLY		18- 11	95	7- 5	185		134	119	120	15	15
DIV. I NON-CONF.		4- 6	206	0- 0	113		36	167	167	14	14
TOTALS		RPI 1-25	RPI 26-50		W-L RECORDS		RPI 51-100		RPI 150+		
18- 11	0- 1	0- 2		OVERALL		0- 3		15- 3			
9- 4	0- 0	0- 1		HOME		0- 1		7- 1			
9- 5	0- 1	0- 1		AWAY		0- 1		8- 1			
0- 2	0- 0	0- 0		NEUTRAL		0- 1		0- 1			
4- 6	0- 1	0- 0		NON-CONFERENCE		0- 3		4- 1			
1- 2	0- 0	0- 0		HOME		0- 1		1- 0			
3- 2	0- 1	0- 0		AWAY		0- 1		3- 0			
0- 2	0- 0	0- 0		NEUTRAL		0- 1		0- 1			
14- 5	0- 0	0- 2		CONFERENCE		0- 0		11- 2			
8- 2	0- 0	0- 1		HOME		0- 0		6- 1			
6- 3	0- 0	0- 1		AWAY		0- 0		5- 1			
0- 0	0- 0	0- 0		NEUTRAL		0- 0		0- 0			

RPI 1-25				
RPI	S	Opponent	Score	
13	A	Ohio St.	56	75
RPI 26-50				
RPI	S	Opponent	Score	
42	A	Green Bay	53	58
42	H	Green Bay	64	69
RPI 51-100				
RPI	S	Opponent	Score	
55	A	Indiana	41	63
69	N	Nebraska	54	67
76	H	Dayton	49	69
RPI 101+				
RPI	S	Opponent	Score	
123	A	Cleveland St.	68	59
123	H	Cleveland St.	55	46
131	H	Indiana St.	63	66
145	A	Valparaiso	65	75
145	H	Valparaiso	77	44
152	A	Miami (OH)	86	81
153	A	Evansville	70	52
170	N	William & Mary	50	53
181	A	Wright St.	46	41
181	H	Wright St.	58	45
190	A	Ill.-Chicago	68	49
190	H	Ill.-Chicago	58	48
211	A	Milwaukee	58	63
211	H	Milwaukee	74	71
211	H	Milwaukee	52	53
221	A	Detroit	71	48
221	H	Detroit	60	42
249	A	IPFW	72	56
253	H	Coastal Caro.	78	48
285	A	Loyola (IL)	71	63
285	H	Loyola (IL)	64	45
315	A	Youngstown St.	61	42
315	H	Youngstown St.	84	50

Non-Div I Games:	Christian Bros.	83	40
------------------	-----------------	----	----

Butler

Loss, Non-Conf, S Site, H Home A Away N Neutral

Average RPI Win:	253	WON-LOST	WINNING	LAST 12	STRENGTH OF	OPP. STRENGTH	TEAM	ADJ.	CONF.	ADJ CONF.
Average RPI Loss:	123	RECORD	PCT. RANK	GAMES	SCHEDULE	OF SCHEDULE	RPI	RPI	RPI	RPI
DIV. I ONLY	21- 11	74	8- 4	247	258	140	138	23	23	
DIV. I NON-CONF.	8- 5	110	0- 1	177	289	125	123	20	20	
TOTALS	RPI 1-25	RPI 26-50	W-L RECORDS	RPI 51-100	RPI 150+					
21- 11	0- 0	0- 0	OVERALL	0- 4	18- 3					
10- 5	0- 0	0- 0	HOME	0- 2	10- 1					
9- 5	0- 0	0- 0	AWAY	0- 1	7- 2					
2- 1	0- 0	0- 0	NEUTRAL	0- 1	1- 0					
8- 5	0- 0	0- 0	NON-CONFERENCE	0- 1	6- 2					
4- 3	0- 0	0- 0	HOME	0- 1	4- 1					
4- 2	0- 0	0- 0	AWAY	0- 0	2- 1					
0- 0	0- 0	0- 0	NEUTRAL	0- 0	0- 0					
13- 6	0- 0	0- 0	CONFERENCE	0- 3	12- 1					
6- 2	0- 0	0- 0	HOME	0- 1	6- 0					
5- 3	0- 0	0- 0	AWAY	0- 1	5- 1					
2- 1	0- 0	0- 0	NEUTRAL	0- 1	1- 0					

[illegible]

Non-Div I Games:

Cal Poly

Loss, Non-Conf, S Site, H Home A Away N Neutral

C
a
l
P
o
l
y

RPI S Opponent Cal Poly Score

Through Games Of Sunday, March 15, 2009

RPI	S	Opponent	Score	
313	A	UC Irvine	54	49
313	H	UC Irvine	61	51

C
a
l
P
o
l
y

Cal Poly

Average RPI Win:	258	WON-LOST	WINNING	LAST 12	STRENGTH OF	OPP. STRENGTH	TEAM	ADJ.	CONF.	ADJ CONF.
Average RPI Loss:	101	RECORD	PCT. RANK	GAMES	SCHEDULE	OF SCHEDULE	RPI	RPI	RPI	RPI
DIV. I ONLY	16- 9	90	7- 2	231	234	143	146	31	31	
DIV. I NON-CONF.	14- 9	118	5- 2	235	252	151	151	30	30	
TOTALS	RPI 1-25	RPI 26-50	W-L RECORDS	RPI 51-100	RPI 150+					
16- 9	0- 1	0- 0	OVERALL	1- 4	14- 2					
8- 3	0- 0	0- 0	HOME	1- 1	7- 1					
7- 4	0- 0	0- 0	AWAY	0- 3	6- 0					
1- 2	0- 1	0- 0	NEUTRAL	0- 0	1- 1					
14- 9	0- 1	0- 0	NON-CONFERENCE	1- 4	12- 2					
7- 3	0- 0	0- 0	HOME	1- 1	6- 1					
6- 4	0- 0	0- 0	AWAY	0- 3	5- 0					
1- 2	0- 1	0- 0	NEUTRAL	0- 0	1- 1					
2- 0	0- 0	0- 0	CONFERENCE	0- 0	2- 0					
1- 0	0- 0	0- 0	HOME	0- 0	1- 0					
1- 0	0- 0	0- 0	AWAY	0- 0	1- 0					
0- 0	0- 0	0- 0	NEUTRAL	0- 0	0- 0					

RPI 1-25				RPI 26-50				RPI 51-100				RPI 101+ Team's RPI: 146			
RPI	S	Opponent	Score	RPI	S	Opponent	Score	RPI	S	Opponent	Score	RPI	S	Opponent	Score
3	N	Oklahoma	84 105					62	A	UCLA	57 104	102	A	UC Riverside	69 79
								69	A	Nebraska	57 70	138	A	Cal Poly	76 66
								70	A	Oregon St.	56 66	138	H	Cal Poly	67 76
								85	H	UC Santa Barbara	69 67	151	H	Loyola Marymount	70 73
								91	H	Fresno St.	88 97	156	H	Pepperdine	66 51
												226	N	Idaho	62 75
												237	H	St. Mary's (CA)	93 73
												239	H	Pacific	85 70
												254	A	UC Davis	80 71
												270	N	UMKC	78 61
												273	A	Cal St. Fullerton	90 76
												286	H	Long Beach St.	73 57
												302	A	Cal St. Northridge	74 59
												307	H	Santa Clara	73 65
												311	A	Tex.-Pan American	73 57
												311	H	Tex.-Pan American	72 64
												313	A	UC Irvine	85 63
												313	H	UC Irvine	67 43
												337	A	San Jose St.	78 59
LAST 12 Division I GAMES:															
239	H	Pacific	85 70	138	H	Cal Poly	67 76								
138	A	Cal Poly	76 66	273	A	Cal St. Fullerton	90 76								
254	A	UC Davis	80 71	311	A	Tex.-Pan American	73 57								
311	H	Tex.-Pan American	72 64	286	H	Long Beach St.	73 57								
102	A	UC Riverside	69 79	151	H	Loyola Marymount	70 73								
85	H	UC Santa Barbara	69 67	313	H	UC Irvine	67 43								

Non-Div I Games: Houston Baptist 82 73 Houston Baptist 66 59 Seattle 83 62 Seattle 69 78 Cal St. Bakersfield

Average RPI Win:	262	WON-LOST	WINNING	LAST 12	STRENGTH OF	OPP. STRENGTH	TEAM	ADJ.	CONF.	ADJ CONF.
Average RPI Loss:	165	RECORD	PCT. RANK	GAMES	SCHEDULE	OF SCHEDULE	RPI	RPI	RPI	RPI
DIV. I ONLY	10- 20	256	4- 8	270	218	275	273	23	23	
DIV. I NON-CONF.	3- 8	268	0- 0	224	136	265	265	20	20	
TOTALS	RPI 1-25	RPI 26-50	W-L RECORDS	RPI 51-100	RPI 150+					
10- 20	0- 1	0- 0	OVERALL	0- 5	9- 9					
5- 9	0- 1	0- 0	HOME	0- 1	4- 5					
3- 9	0- 0	0- 0	AWAY	0- 2	3- 4					
2- 2	0- 0	0- 0	NEUTRAL	0- 2	2- 0					
3- 8	0- 1	0- 0	NON-CONFERENCE	0- 2	3- 3					
2- 4	0- 1	0- 0	HOME	0- 0	2- 2					
1- 3	0- 0	0- 0	AWAY	0- 1	1- 1					
0- 1	0- 0	0- 0	NEUTRAL	0- 1	0- 0					
7- 12	0- 0	0- 0	CONFERENCE	0- 3	6- 6					
3- 5	0- 0	0- 0	HOME	0- 1	2- 3					
2- 6	0- 0	0- 0	AWAY	0- 1	2- 3					
2- 1	0- 0	0- 0	NEUTRAL	0- 1	2- 0					

RPI 1-25				RPI 26-50				RPI 51-100				RPI 101+ Team's RPI: 273			
RPI	S	Opponent	Score	RPI	S	Opponent	Score	RPI	S	Opponent	Score	RPI	S	Opponent	Score
25	H	Vanderbilt	67 83					56	N	Georgia	64 85	102	A	UC Riverside	56 69
								62	A	UCLA	62 78	102	H	UC Riverside	55 65
								85	A	UC Santa Barbara	46 57	138	A	Cal Poly	61 72
								85	H	UC Santa Barbara	54 60	138	H	Cal Poly	67 53
								85	N	UC Santa Barbara	52 60	146	H	Cal St. Bakersfield	76 90
												147	A	San Diego	62 65
												156	H	Pepperdine	40 58
												164	A	UNLV	65 76
												237	H	St. Mary's (CA)	88 74
												239	A	Pacific	66 72
												239	H	Pacific	62 51
												239	N	Pacific	64 62
												254	A	UC Davis	71 59
												254	H	UC Davis	47 60
												258	H	Columbia	63 65
												286	A	Long Beach St.	70 61
												286	H	Long Beach St.	51 54
												290	A	San Francisco	60 57
												302	A	Cal St. Northridge	67 78
												302	H	Cal St. Northridge	82 87
												307	H	Santa Clara	62 46
												313	A	UC Irvine	59 67
												313	H	UC Irvine	76 49
												313	N	UC Irvine	61 43
LAST 12 Division I GAMES:															
				85	N	UC Santa Barbara	52 60	302	A	Cal St. Northridge	67 78				
				239	N	Pacific	64 62	254	H	UC Davis	47 60				
				313	N	UC Irvine	61 43	239	H	Pacific	62 51				
				313	A	UC Irvine	59 67	138	A	Cal Poly	61 72				
				286	A	Long Beach St.	70 61	85	A	UC Santa Barbara	46 57				
				102	H	UC Riverside	55 65	102	A	UC Riverside	56 69				

Non-Div I Games:

Cal St. Fullerton

■ Loss,
■ Non-Conf,
■ S Site,
■ Home
■ Away
N Neutral

Average RPI Win:	275	WON-LOST	WINNING	LAST 12	STRENGTH OF	OPP. STRENGTH	TEAM	ADJ.	CONF.	ADJ CONF.
Average RPI Loss:	179	RECORD	PCT. RANK	GAMES	SCHEDULE	OF SCHEDULE	RPI	RPI	RPI	RPI
DIV. I ONLY	8- 22	296	3- 9	268	283	301	302	23	23	
DIV. I NON-CONF.	3- 9	276	0- 0	246	310	295	296	20	20	
TOTALS	RPI 1-25	RPI 26-50	W-L RECORDS	RPI 51-100	RPI 150+					
8- 22	0- 0	0- 0	OVERALL	0- 4	8- 10					
6- 7	0- 0	0- 0	HOME	0- 1	6- 2					
1- 12	0- 0	0- 0	AWAY	0- 3	1- 7					
1- 3	0- 0	0- 0	NEUTRAL	0- 0	1- 1					
3- 9	0- 0	0- 0	NON-CONFERENCE	0- 2	3- 4					
3- 2	0- 0	0- 0	HOME	0- 0	3- 0					
0- 5	0- 0	0- 0	AWAY	0- 2	0- 3					
0- 2	0- 0	0- 0	NEUTRAL	0- 0	0- 1					
5- 13	0- 0	0- 0	CONFERENCE	0- 2	5- 6					
3- 5	0- 0	0- 0	HOME	0- 1	3- 2					
1- 7	0- 0	0- 0	AWAY	0- 1	1- 4					
1- 1	0- 0	0- 0	NEUTRAL	0- 0	1- 0					

RPI 1-25			RPI 26-50			RPI 51-100			RPI 101+			Team's RPI: 302
RPI	S	Opponent	Score	RPI	S	Opponent	Score	RPI	S	Opponent	Score	
						62 A UCLA	53 96	102 A UC Riverside		41 62		
						85 A UC Santa Barbara	48 56	102 H UC Riverside		62 72		
						85 H UC Santa Barbara	58 75	135 N Southern Miss.		68 73		
						91 A Fresno St.	29 68	138 A Cal Poly		60 70		
								138 H Cal Poly		61 68		
								138 N Cal Poly		65 74		
								146 H Cal St. Bakersfield		59 74		
								147 H San Diego		51 64		
								164 A UNLV		69 88		
								167 A Prairie View		58 78		
								239 A Pacific		58 63		
								239 H Pacific		70 61		
								251 A Rice		55 76		
								254 A UC Davis		66 86		
								254 H UC Davis		50 53		
								254 N UC Davis		64 56		
								258 H Columbia		74 64		
								273 A Cal St. Fullerton		87 82		
								273 H Cal St. Fullerton		78 67		
								281 H Eastern Wash.		54 47		
								286 A Long Beach St.		50 63		
								286 H Long Beach St.		88 84		
								313 A UC Irvine		46 48		
								313 H UC Irvine		53 57		
								323 N Jackson St.		65 73		
								337 H San Jose St.		69 63		
LAST 12 Division I GAMES:												
						138 N Cal Poly	65 74	273 H Cal St. Fullerton		78 67		
						254 N UC Davis	64 56	313 H UC Irvine		53 57		
						239 H Pacific	70 61	102 A UC Riverside		41 62		
						254 H UC Davis	50 53	286 A Long Beach St.		50 63		
						85 A UC Santa Barbara	48 56	138 H Cal Poly		61 68		
						138 A Cal Poly	60 70	85 H UC Santa Barbara		58 75		

Non-Div I Games: Alas. Anchorage 44 72

Cal St. Northridge

California

Through Games Of Sunday, March 15, 2009

California				Through Games Of Sunday, March 13, 1999						
Average RPI Win:	132	WON-LOST	WINNING	LAST 12	STRENGTH OF	OPP. STRENGTH	TEAM	ADJ.	CONF.	ADJ CONF.
Average RPI Loss:	35	RECORD	PCT. RANK	GAMES	SCHEDULE	OF SCHEDULE	RPI	RPI	RPI	RPI
DIV. I ONLY	25- 6	21	8- 4	97	23	29	27	6	6	
DIV. I NON-CONF.	9- 2	37	0- 0	103	20	34	29	6	6	

TOTALS	RPI 1-25	RPI 26-50		W-L RECORDS		RPI 51-100		RPI 150+		
25- 6	2- 2	3- 2		OVERALL		6- 2		11- 0		
13- 2	2- 0	0- 2		HOME		3- 0		6- 0		
8- 3	0- 1	1- 0		AWAY		2- 2		4- 0		
4- 1	0- 1	2- 0		NEUTRAL		1- 0		1- 0		
9- 2	1- 1	2- 1		NON-CONFERENCE		1- 0		4- 0		
5- 1	1- 0	0- 1		HOME		0- 0		3- 0		
1- 0	0- 0	0- 0		AWAY		0- 0		1- 0		
3- 1	0- 1	2- 0		NEUTRAL		1- 0		0- 0		
16- 4	1- 1	1- 1		CONFERENCE		5- 2		7- 0		
8- 1	1- 0	0- 1		HOME		3- 0		3- 0		
7- 3	0- 1	1- 0		AWAY		2- 2		3- 0		
1- 0	0- 0	0- 0		NEUTRAL		0- 0		1- 0		

RPI 1-25				RPI 26-50				Team's RPI: 27	RPI 51-100				RPI 101+			
RPI	S	Opponent	Score	RPI	S	Opponent	Score		RPI	S	Opponent	Score	RPI	S	Opponent	Score
3	N	Oklahoma	75 86	30	A	Arizona St.	54 53		51	N	Texas Tech	68 54	132	A	Arizona	56 46
10	A	Stanford	41 58	30	H	Arizona St.	41 63		60	A	Southern California	66 64	132	H	Arizona	51 48
10	H	Stanford	57 54	37	N	Iowa	76 43		60	A	Southern California	67 69	139	H	Nevada	67 53
17	H	Rutgers	66 52	44	H	TCU	73 82		60	H	Southern California	73 71	171	A	Oregon	65 50
				45	N	South Fla.	85 55		62	A	UCLA	56 71	171	H	Oregon	84 42
									62	H	UCLA	64 48	182	A	Washington	70 40
									70	A	Oregon St.	77 72	182	H	Washington	62 34
									70	H	Oregon St.	62 40	182	N	Washington	61 41
													191	H	Princeton	75 53
													208	A	Washington St.	77 57
													208	H	Washington St.	68 45
													237	H	St. Mary's (CA)	85 44
													317	H	Albany (NY)	63 39
													337	A	San Jose St.	76 40
LAST 12 Division I GAMES:																
				60	A	Southern California	67 69		70	H	Oregon St.	62 40				
				182	N	Washington	61 41		171	H	Oregon	84 42				
				132	H	Arizona	51 48		10	A	Stanford	41 58				
				30	H	Arizona St.	41 63		208	A	Washington St.	77 57				
				62	A	UCLA	56 71		182	A	Washington	70 40				
				60	A	Southern California	66 64		60	H	Southern California	73 71				

Non-Div I Games:

California

■ Loss,
 ■ Non-Conf, S Site,
 ■ Home
 ■ Away
 N Neutral

Average RPI Win: 274		WON-LOST	WINNING	LAST 12	STRENGTH OF	OPP. STRENGTH	TEAM	ADJ.	CONF.	ADJ CONF.
Average RPI Loss: 170		RECORD	PCT. RANK	GAMES	SCHEDULE	OF SCHEDULE	RPI	RPI	RPI	RPI
DIV. I ONLY		11- 18	236	3- 9	242	288	254	256	18	18
DIV. I NON-CONF.		8- 8	152	1- 4	244	335	210	212	17	17
TOTALS	RPI 1-25	RPI 26-50		W-L RECORDS		RPI 51-100		RPI 150+		
11- 18	0- 0	0- 0		OVERALL		0- 4		11- 11		
8- 6	0- 0	0- 0		HOME		0- 2		8- 2		
3- 11	0- 0	0- 0		AWAY		0- 2		3- 8		
0- 1	0- 0	0- 0		NEUTRAL		0- 0		0- 1		
8- 8	0- 0	0- 0		NON-CONFERENCE		0- 2		8- 5		
5- 3	0- 0	0- 0		HOME		0- 1		5- 1		
3- 5	0- 0	0- 0		AWAY		0- 1		3- 4		
0- 0	0- 0	0- 0		NEUTRAL		0- 0		0- 0		
3- 10	0- 0	0- 0		CONFERENCE		0- 2		3- 6		
3- 3	0- 0	0- 0		HOME		0- 1		3- 1		
0- 6	0- 0	0- 0		AWAY		0- 1		0- 4		
0- 1	0- 0	0- 0		NEUTRAL		0- 0		0- 1		

[illegible]

Non-Div I Games: Coker

74 50

Campbell

■ Loss, ■ Non-Conf, S Site, H Home A Away N Neutral

Cambridge				Through Games of Sunday, March 19, 1905						
Average RPI Win:	224	WON-LOST	WINNING	LAST 12	STRENGTH OF	OPP. STRENGTH	TEAM	ADJ.	CONF.	ADJ CONF.
Average RPI Loss:	132	RECORD	PCT. RANK	GAMES	SCHEDULE	OF SCHEDULE	RPI	RPI	RPI	RPI
DIV. I ONLY	24- 8	36	9- 3	278	162	104	106	16	16	
DIV. I NON-CONF.	8- 3	64	0- 0	313	118	153	152	16	16	

TOTALS	RPI 1-25		RPI 26-50	W-L RECORDS		RPI 51-100			RPI 150+	
24- 8	0- 0		1- 2	OVERALL		0- 2			22- 4	
11- 3	0- 0		0- 1	HOME		0- 0			10- 2	
11- 4	0- 0		1- 0	AWAY		0- 2			10- 2	
2- 1	0- 0		0- 1	NEUTRAL		0- 0			2- 0	
8- 3	0- 0		0- 0	NON-CONFERENCE		0- 2			7- 1	
5- 0	0- 0		0- 0	HOME		0- 0			4- 0	
3- 3	0- 0		0- 0	AWAY		0- 2			3- 1	
0- 0	0- 0		0- 0	NEUTRAL		0- 0			0- 0	
16- 5	0- 0		1- 2	CONFERENCE		0- 0			15- 3	
6- 3	0- 0		0- 1	HOME		0- 0			6- 2	
8- 1	0- 0		1- 0	AWAY		0- 0			7- 1	
2- 1	0- 0		0- 1	NEUTRAL		0- 0			2- 0	

RPI 1-25					
RPI	S	Opponent	Score		
34	A	Marist	68	60	
34	H	Marist	52	70	
34	N	Marist	63	78	
<div>LAST 12 Division I GAMES:</div>					
34	N	Marist	63	78	
166	N	Fairfield	62	55	
305	N	Niagara	71	46	
305	H	Niagara	65	39	
175	H	Iona	70	67	
232	H	Loyola (MD)	61	44	
RPI 26-50					
RPI	S	Opponent	Score		
34	A	Marist	68	60	
34	H	Marist	52	70	
34	N	Marist	63	78	
RPI 51-100					
RPI	S	Opponent	Score		
59	A	Wisconsin	54	69	
68	A	St. Bonaventure	56	60	
RPI 101+					
RPI	S	Opponent	Team's RPI	106	
134	H	St. Louis	67	64	
166	A	Fairfield	55	51	
166	H	Fairfield	46	54	
166	N	Fairfield	62	55	
175	A	Iona	68	51	
175	H	Iona	70	67	
190	A	Ill.-Chicago	59	63	
195	A	Siena	65	58	
195	H	Siena	78	60	
213	A	Binghamton	79	73	
219	A	Rhode Island	68	67	
221	H	Detroit	80	59	
222	A	St. Peter's	44	55	
222	H	St. Peter's	70	64	
232	A	Loyola (MD)	64	58	
232	H	Loyola (MD)	61	44	
244	H	Mt. St. Mary's	77	62	
248	H	Buffalo	69	56	
255	A	Manhattan	67	59	
255	H	Manhattan	76	53	
279	A	Rider	71	59	
279	H	Rider	55	56	
283	A	New Hampshire	64	37	
305	A	Niagara	85	72	
305	H	Niagara	65	39	
305	N	Niagara	71	46	

Non-Div I Games:

Canisius

■ Loss, ■ Non-Conf, S Site, H Home A Away N Neutral

RPI	S	Opponent	Score
315	H	Youngstown St.	56 38

Canisius

C
a
n
i
s
i
u
s

C
a
n
i
s
i
u
s

Centenary (LA)

Through Games Of Sunday, March 15, 2009

Average RPI Win:	290	WON-LOST	WINNING	LAST 12	STRENGTH OF	OPP. STRENGTH	TEAM	ADJ.	CONF.	ADJ CONF.
Average RPI Loss:	191	RECORD	PCT. RANK	GAMES	SCHEDULE	OF SCHEDULE	RPI	RPI	RPI	RPI
DIV. I ONLY	4- 25	326	1- 11	304	223	332	332	20	20	
DIV. I NON-CONF.	2- 9	299	0- 0	321	215	333	332	21	21	
TOTALS	RPI 1-25	RPI 26-50	W-L RECORDS	RPI 51-100	RPI 150+					
4- 25	0- 1	0- 2	OVERALL	0- 4	4- 18					
3- 11	0- 1	0- 1	HOME	0- 1	3- 8					
1- 14	0- 0	0- 1	AWAY	0- 3	1- 10					
0- 0	0- 0	0- 0	NEUTRAL	0- 0	0- 0					
2- 9	0- 1	0- 0	NON-CONFERENCE	0- 2	2- 6					
1- 4	0- 1	0- 0	HOME	0- 0	1- 3					
1- 5	0- 0	0- 0	AWAY	0- 2	1- 3					
0- 0	0- 0	0- 0	NEUTRAL	0- 0	0- 0					
2- 16	0- 0	0- 2	CONFERENCE	0- 2	2- 12					
2- 7	0- 0	0- 1	HOME	0- 1	2- 5					
0- 9	0- 0	0- 1	AWAY	0- 1	0- 7					
0- 0	0- 0	0- 0	NEUTRAL	0- 0	0- 0					

RPI 1-25				RPI 26-50				RPI 51-100				RPI 101+ Team's RPI: 332			
RPI	S	Opponent	Score	RPI	S	Opponent	Score	RPI	S	Opponent	Score	RPI	S	Opponent	Score
20	H	LSU	31 74	26	A	South Dakota St.	41 63	65	A	Oklahoma St.	57 100	176	A	North Dakota St.	40 87
				26	H	South Dakota St.	52 97	66	A	Oakland	56 67	176	H	North Dakota St.	52 56
								66	H	Oakland	54 66	179	H	La.-Monroe	60 76
								94	A	Alabama	55 64	198	A	IUPUI	53 65
												198	H	IUPUI	55 57
												216	H	Southeastern La.	52 78
												231	A	Northwestern St.	50 57
												246	A	Sam Houston St.	80 83
												247	A	Oral Roberts	42 95
												247	H	Oral Roberts	67 56
												249	A	IPFW	57 65
												249	H	IPFW	73 51
												270	A	UMKC	44 74
												270	H	UMKC	58 66
												272	H	McNeese St.	72 74
												280	A	Western Ill.	52 76
												280	H	Western Ill.	60 73
												299	A	Southern Utah	68 84
												299	H	Southern Utah	37 59
												314	A	Grambling	63 77
												328	A	La.-Lafayette	75 69
												336	H	Nicholls St.	74 63
LAST 12 Division I GAMES:															
176	H	North Dakota St.	52 56	249	A	IPFW	57 65								
26	H	South Dakota St.	52 97	66	A	Oakland	56 67								
270	A	UMKC	44 74	247	H	Oral Roberts	67 56								
299	A	Southern Utah	68 84	299	H	Southern Utah	37 59								
198	H	IUPUI	55 57	270	H	UMKC	58 66								
280	H	Western Ill.	60 73	280	A	Western Ill.	52 76								

Non-Div I Games:

Centenary (LA)

■ Loss,
■ Non-Conf, S Site,
■ Home
■ Away
N Neutral

Average RPI Win:	302	WON-LOST	WINNING	LAST 12	STRENGTH OF	OPP. STRENGTH	TEAM	ADJ.	CONF.	ADJ CONF.
Average RPI Loss:	217	RECORD	PCT. RANK	GAMES	SCHEDULE	OF SCHEDULE	RPI	RPI	RPI	RPI
DIV. I ONLY	5- 21	318	1- 11	315	322	330	330	31	31	
DIV. I NON-CONF.	4- 21	312	1- 11	294	333	332	333	30	30	
TOTALS	RPI 1-25	RPI 26-50	W-L RECORDS	RPI 51-100	RPI 150+					
5- 21	0- 0	0- 1	OVERALL	0- 0	5- 18					
4- 7	0- 0	0- 0	HOME	0- 0	4- 5					
1- 14	0- 0	0- 1	AWAY	0- 0	1- 13					
0- 0	0- 0	0- 0	NEUTRAL	0- 0	0- 0					
4- 21	0- 0	0- 1	NON-CONFERENCE	0- 0	4- 18					
4- 7	0- 0	0- 0	HOME	0- 0	4- 5					
0- 14	0- 0	0- 1	AWAY	0- 0	0- 13					
0- 0	0- 0	0- 0	NEUTRAL	0- 0	0- 0					
1- 0	0- 0	0- 0	CONFERENCE	0- 0	1- 0					
0- 0	0- 0	0- 0	HOME	0- 0	0- 0					
1- 0	0- 0	0- 0	AWAY	0- 0	1- 0					
0- 0	0- 0	0- 0	NEUTRAL	0- 0	0- 0					

RPI S	Opponent	Score	RPI S	Opponent	Score	RPI S	Opponent	Score	RPI S	Opponent	Score	Team's RPI: 330
29	A Kansas St.	38 81							101	H UTSA	89 97	
									112	H Texas-Arlington	69 98	
									158	A Louisiana Tech	36 77	
									163	A Lamar	61 79	
									216	A Southeastern La.	54 71	
									216	H Southeastern La.	55 65	
									218	A Stephen F. Austin	66 76	
									218	H Stephen F. Austin	46 78	
									229	H Southern Ill.	68 69	
									231	A Northwestern St.	61 72	
									231	H Northwestern St.	54 57	
									234	A Texas St.	61 75	
									240	A Southeast Mo. St.	41 60	
									246	A Sam Houston St.	58 62	
									247	A Oral Roberts	42 75	
									252	A Tulsa	38 63	
									272	A McNeese St.	60 70	
									272	H McNeese St.	71 69	
									276	H A&M-Corpus Christi	50 52	
									278	H Ark.-Pine Bluff	71 70	
									311	A Tex.-Pan American	56 53	
									314	H Grambling	70 62	
									323	A Jackson St.	58 75	
									336	A Nicholls St.	64 71	
									336	H Nicholls St.	76 64	
LAST 12 Division I GAMES:												
272	A McNeese St.	60 70	101	H UTSA	89 97							
218	H Stephen F. Austin	46 78	246	A Sam Houston St.	58 62							
216	H Southeastern La.	55 65	163	A Lamar	61 79							
336	A Nicholls St.	64 71	231	H Northwestern St.	54 57							
112	H Texas-Arlington	69 98	216	A Southeastern La.	54 71							
231	A Northwestern St.	61 72	272	H McNeese St.	71 69							

Non-Div I Games: Ark.-Monticello 69 78 Houston Baptist 61 66 SIU Edwardsville 79 70

Central Ark.

Loss, Non-Conf, S Site, H Home A Away N Neutral

Average RPI Win:	269	WON-LOST	WINNING	LAST 12	STRENGTH OF	OPP. STRENGTH	TEAM	ADJ.	CONF.	ADJ CONF.
Average RPI Loss:	183	RECORD	PCT. RANK	GAMES	SCHEDULE	OF SCHEDULE	RPI	RPI	RPI	RPI
DIV. I ONLY	18- 13	114	6- 6	316	302	208	215	26	27	
DIV. I NON-CONF.	5- 6	187	0- 1	337	330	305	306	28	28	
TOTALS	RPI 1-25	RPI 26-50	W-L RECORDS	RPI 51-100	RPI 150+					
18- 13	0- 0	0- 1	OVERALL	0- 2	18- 9					
8- 5	0- 0	0- 0	HOME	0- 1	8- 4					
8- 6	0- 0	0- 1	AWAY	0- 1	8- 4					
2- 2	0- 0	0- 0	NEUTRAL	0- 0	2- 1					
5- 6	0- 0	0- 1	NON-CONFERENCE	0- 0	5- 4					
2- 2	0- 0	0- 0	HOME	0- 0	2- 2					
2- 3	0- 0	0- 1	AWAY	0- 0	2- 2					
1- 1	0- 0	0- 0	NEUTRAL	0- 0	1- 0					
13- 7	0- 0	0- 0	CONFERENCE	0- 2	13- 5					
6- 3	0- 0	0- 0	HOME	0- 1	6- 2					
6- 3	0- 0	0- 0	AWAY	0- 1	6- 2					
1- 1	0- 0	0- 0	NEUTRAL	0- 0	1- 1					

RPI S	Opponent	Score	RPI S	Opponent	Score	RPI S	Opponent	Score	RPI S	Opponent	Score	Team's RPI: 215
45	A South Fla.	41	100	82	A Sacred Heart	64	76	140	N Harvard	63	70	
				82	H Sacred Heart	62	81	157	A Quinnipiac	68	79	
								157	H Quinnipiac	57	63	
								161	A Monmouth	51	49	
								161	H Monmouth	51	67	
								193	A St. Francis (PA)	71	64	
								193	H St. Francis (PA)	70	67	
								193	N St. Francis (PA)	62	73	
								219	A Rhode Island	66	58	
								236	A Robert Morris	51	66	
								236	H Robert Morris	76	63	
								244	A Mt. St. Mary's	60	47	
								244	H Mt. St. Mary's	66	41	
								257	N Cornell	74	66	
								259	H Western Mich.	52	68	
								265	A Fordham	64	66	
								282	A Fairleigh Dickinson	71	69	
								282	H Fairleigh Dickinson	71	57	
								282	N Fairleigh Dickinson	62	51	
								301	A Bryant	76	85	
								301	H Bryant	61	64	
								306	A Long Island	66	49	
								312	A Wagner	68	57	
								312	H Wagner	81	61	
								322	H Maine	65	57	
								325	A Longwood	81	74	
LAST 12 Division I GAMES:												
193	N	St. Francis (PA)	62	73	282	A	Fairleigh Dickinson	71	69			
282	N	Fairleigh Dickinson	62	51	301	A	Bryant	76	85			
161	H	Monmouth	51	67	193	H	St. Francis (PA)	70	67			
157	A	Quinnipiac	68	79	236	H	Robert Morris	76	63			
82	H	Sacred Heart	62	81	312	A	Wagner	68	57			
335	H	St. Francis (NY)	64	52	82	A	Sacred Heart	64	76			

Non-Div I Games:

Central Conn. St.

■ Loss,
 ■ Non-Conf, S Site,
 ■ Home
 ■ Away
 N Neutral

C
e
n
t
r
a
l
C
o
n
n
.
S
t
.

RPI S Opponent Central Conn. St. Score

Through Games Of Sunday, March 15, 2009

RPI	S	Opponent	Score	
333	H	Colgate	83	63
335	H	St. Francis (NY)	64	52

C
e
n
t
r
a
l
C
o
n
n
.
S
t
.

Central Conn. St.
S
t
.

Average RPI Win:	212	WON-LOST	WINNING	LAST 12	STRENGTH OF	OPP. STRENGTH	TEAM	ADJ.	CONF.	ADJ CONF.
Average RPI Loss:	110	RECORD	PCT. RANK	GAMES	SCHEDULE	OF SCHEDULE	RPI	RPI	RPI	RPI
DIV. I ONLY	18- 14	129	7- 5	174	112	144	148	12	12	
DIV. I NON-CONF.	8- 6	128	0- 0	212	100	146	149	12	12	
TOTALS	RPI 1-25	RPI 26-50	W-L RECORDS	RPI 51-100	RPI 150+					
18- 14	0- 2	0- 4	OVERALL	1- 2	13- 5					
10- 3	0- 1	0- 1	HOME	0- 0	6- 1					
4- 9	0- 1	0- 2	AWAY	0- 1	4- 4					
4- 2	0- 0	0- 1	NEUTRAL	1- 1	3- 0					
8- 6	0- 2	0- 0	NON-CONFERENCE	1- 2	5- 2					
4- 1	0- 1	0- 0	HOME	0- 0	2- 0					
1- 4	0- 1	0- 0	AWAY	0- 1	1- 2					
3- 1	0- 0	0- 0	NEUTRAL	1- 1	2- 0					
10- 8	0- 0	0- 4	CONFERENCE	0- 0	8- 3					
6- 2	0- 0	0- 1	HOME	0- 0	4- 1					
3- 5	0- 0	0- 2	AWAY	0- 0	3- 2					
1- 1	0- 0	0- 1	NEUTRAL	0- 0	1- 0					

RPI 1-25				RPI 26-50				RPI 51-100				RPI 101+ Team's RPI: 148			
RPI	S	Opponent	Score	RPI	S	Opponent	Score	RPI	S	Opponent	Score	RPI	S	Opponent	Score
4	A	Louisville	72 95	46	A	Bowling Green	79 94	76	N	Dayton	76 78	131	H	Indiana St.	84 83
24	H	Temple	58 80	46	N	Bowling Green	65 82	77	A	Georgetown	77 82	137	H	Kent St.	109 94
				47	A	Ball St.	75 83	87	N	Boston U.	84 72	145	H	Valparaiso	86 80
				47	H	Ball St.	67 71					149	A	Toledo	65 76
												149	H	Toledo	80 70
												152	A	Miami (OH)	78 83
												186	A	Northern Ill.	66 81
												186	H	Northern Ill.	70 75
												199	N	Morehead St.	95 88
												201	H	Akron	78 57
												201	N	Akron	67 59
												203	A	Ohio	72 65
												204	H	UAB	96 72
												211	A	Milwaukee	77 78
												241	A	Eastern Mich.	77 56
												241	H	Eastern Mich.	95 62
												248	H	Buffalo	89 81
												259	A	Western Mich.	64 60
												259	H	Western Mich.	98 87
												283	N	New Hampshire	72 62
												285	A	Loyola (IL)	82 87
												308	A	Howard	74 56
												315	H	Youngstown St.	78 50
LAST 12 Division I GAMES:															
				46	N	Bowling Green	65 82	47	H	Ball St.	67 71				
				201	N	Akron	67 59	46	A	Bowling Green	79 94				
				241	H	Eastern Mich.	95 62	201	H	Akron	78 57				
				149	H	Toledo	80 70	152	A	Miami (OH)	78 83				
				186	A	Northern Ill.	66 81	137	H	Kent St.	109 94				
				259	A	Western Mich.	64 60	203	A	Ohio	72 65				

Non-Div I Games:

Central Mich.

■ Loss,
■ Non-Conf,
■ S Site,
■ H Home
■ A Away
N Neutral

Charleston So.

Through Games Of Sunday, March 15, 2009

Average RPI Win:	289	WON-LOST	WINNING	LAST 12	STRENGTH OF	OPP. STRENGTH	TEAM	ADJ.	CONF.	ADJ CONF.
Average RPI Loss:	198	RECORD	PCT. RANK	GAMES	SCHEDULE	OF SCHEDULE	RPI	RPI	RPI	RPI
DIV. I ONLY	9- 18	256	5- 7	314	314	302	303	29	29	
DIV. I NON-CONF.	5- 7	200	2- 0	328	317	300	300	29	29	
TOTALS	RPI 1-25	RPI 26-50	W-L RECORDS	RPI 51-100	RPI 150+					
9- 18	0- 0	0- 1	OVERALL	0- 3	9- 12					
5- 7	0- 0	0- 0	HOME	0- 1	5- 5					
3- 9	0- 0	0- 1	AWAY	0- 1	3- 6					
1- 2	0- 0	0- 0	NEUTRAL	0- 1	1- 1					
5- 7	0- 0	0- 1	NON-CONFERENCE	0- 0	5- 4					
2- 3	0- 0	0- 0	HOME	0- 0	2- 2					
2- 3	0- 0	0- 1	AWAY	0- 0	2- 1					
1- 1	0- 0	0- 0	NEUTRAL	0- 0	1- 1					
4- 11	0- 0	0- 0	CONFERENCE	0- 3	4- 8					
3- 4	0- 0	0- 0	HOME	0- 1	3- 3					
1- 6	0- 0	0- 0	AWAY	0- 1	1- 5					
0- 1	0- 0	0- 0	NEUTRAL	0- 1	0- 0					

RPI S	Opponent	Score	RPI S	Opponent	Score	RPI S	Opponent	Score	RPI S	Opponent	Score	Team's RPI: 303
			38 A	Charlotte	43 91	81 A	Liberty	51 76	108 H	Col. of Charleston	62 76	
						81 H	Liberty	59 81	109 A	Clemson	60 85	
						81 N	Liberty	64 74	158 N	Arkansas St.	69 88	
									224 N	North Texas	97 95	
									242 A	S.C. Upstate	70 87	
									250 A	Winthrop	46 57	
									250 H	Winthrop	64 72	
									253 A	Coastal Caro.	62 63	
									253 H	Coastal Caro.	65 63	
									256 H	Campbell	81 90	
									260 A	High Point	82 79	
									260 H	High Point	68 73	
									262 A	Radford	67 76	
									262 H	Radford	80 63	
									264 A	Gardner-Webb	50 60	
									264 H	Gardner-Webb	80 68	
									274 H	Furman	68 78	
									297 A	UNC Asheville	83 87	
									297 H	UNC Asheville	66 70	
									331 A	Savannah St.	74 43	
									331 H	Savannah St.	79 57	
									339 A	Presbyterian	50 47	
									339 H	Presbyterian	61 48	
LAST 12 Division I GAMES:												
			81 N	Liberty	64 74	253 A	Coastal Caro.	62 63				
			250 A	Winthrop	46 57	260 A	High Point	82 79				
			339 A	Presbyterian	50 47	297 A	UNC Asheville	83 87				
			264 H	Gardner-Webb	80 68	250 H	Winthrop	64 72				
			81 H	Liberty	59 81	339 H	Presbyterian	61 48				
			262 H	Radford	80 63	262 A	Radford	67 76				

Non-Div I Games: Limestone 88 76 Southern Wesleyan 92 71 Coker 93 54

Charleston So.

Loss, Non-Conf, S Site, H Home A Away N Neutral

Average RPI Win:	145	WON-LOST	WINNING	LAST 12	STRENGTH OF	OPP. STRENGTH	TEAM	ADJ.	CONF.	ADJ CONF.
Average RPI Loss:	64	RECORD	PCT. RANK	GAMES	SCHEDULE	OF SCHEDULE	RPI	RPI	RPI	RPI
DIV. I ONLY	23- 8	41	10- 2	71	80	39	38	7	7	
DIV. I NON-CONF.	9- 5	96	0- 0	120	64	88	86	7	7	
TOTALS	RPI 1-25	RPI 26-50	W-L RECORDS	RPI 51-100	RPI 150+					
23- 8	1- 3	2- 0	OVERALL	7- 2	9- 0					
10- 5	1- 3	1- 0	HOME	4- 1	3- 0					
11- 3	0- 0	1- 0	AWAY	1- 1	6- 0					
2- 0	0- 0	0- 0	NEUTRAL	2- 0	0- 0					
9- 5	0- 1	0- 0	NON-CONFERENCE	3- 1	5- 0					
2- 3	0- 1	0- 0	HOME	0- 1	2- 0					
5- 2	0- 0	0- 0	AWAY	1- 0	3- 0					
2- 0	0- 0	0- 0	NEUTRAL	2- 0	0- 0					
14- 3	1- 2	2- 0	CONFERENCE	4- 1	4- 0					
8- 2	1- 2	1- 0	HOME	4- 0	1- 0					
6- 1	0- 0	1- 0	AWAY	0- 1	3- 0					
0- 0	0- 0	0- 0	NEUTRAL	0- 0	0- 0					

RPI 1-25				RPI 26-50				Team's RPI: 38	RPI 51-100				RPI 101+			
RPI	S	Opponent	Score	RPI	S	Opponent	Score		RPI	S	Opponent	Score	RPI	S	Opponent	Score
15	H	Notre Dame	61 68	43	A	Richmond	62 55		60	N	Southern California	62 60	103	A	North Carolina St.	55 62
23	H	Xavier	49 67	43	H	Richmond	59 54		61	H	Wake Forest	67 75	104	H	N.C. A&T	80 87
24	H	Temple	73 77						68	A	St. Bonaventure	65 73	109	A	Clemson	58 51
24	H	Temple	73 50						76	H	Dayton	60 57	113	A	South Carolina	76 78
									80	H	George Washington	59 57	134	A	St. Louis	70 58
									84	A	SMU	76 74	134	H	St. Louis	66 56
									89	H	Duquesne	81 57	143	A	St. Joseph's	69 55
									89	H	Duquesne	83 78	192	A	Davidson	72 64
									91	N	Fresno St.	70 69	204	H	UAB	79 57
													212	A	Hampton	69 46
													217	A	Massachusetts	67 53
													219	A	Rhode Island	60 39
													233	A	La Salle	67 62
													265	H	Fordham	60 38
													297	A	UNC Asheville	72 50
													303	H	Charleston So.	91 43
LAST 12 Division I GAMES:																
43	H	Richmond	59 54	24	H	Temple	73 77									
24	H	Temple	73 50	233	A	La Salle	67 62									
89	H	Duquesne	81 57	89	H	Duquesne	83 78									
68	A	St. Bonaventure	65 73	134	A	St. Louis	70 58									
80	H	George Washington	59 57	265	H	Fordham	60 38									
143	A	St. Joseph's	69 55	43	A	Richmond	62 55									

Non-Div I Games:

Charlotte

Chattanooga

Through Games Of Sunday, March 15, 2009

Average RPI Win:	219	WON-LOST	WINNING	LAST 12	STRENGTH OF	OPP. STRENGTH	TEAM	ADJ.	CONF.	ADJ CONF.
Average RPI Loss:	107	RECORD	PCT. RANK	GAMES	SCHEDULE	OF SCHEDULE	RPI	RPI	RPI	RPI
DIV. I ONLY	22- 9	53	9- 3	183	172	92	92	19	19	
DIV. I NON-CONF.	4- 5	194	0- 0	127	30	162	158	19	19	
TOTALS	RPI 1-25	RPI 26-50	W-L RECORDS	RPI 51-100	RPI 150+					
22- 9	0- 2	0- 1	OVERALL	4- 1	16- 3					
13- 4	0- 1	0- 1	HOME	2- 1	10- 0					
8- 4	0- 1	0- 0	AWAY	2- 0	5- 2					
1- 1	0- 0	0- 0	NEUTRAL	0- 0	1- 1					
4- 5	0- 2	0- 1	NON-CONFERENCE	1- 0	3- 1					
3- 2	0- 1	0- 1	HOME	1- 0	2- 0					
0- 2	0- 1	0- 0	AWAY	0- 0	0- 0					
1- 1	0- 0	0- 0	NEUTRAL	0- 0	1- 1					
18- 4	0- 0	0- 0	CONFERENCE	3- 1	13- 2					
10- 2	0- 0	0- 0	HOME	1- 1	8- 0					
8- 2	0- 0	0- 0	AWAY	2- 0	5- 2					
0- 0	0- 0	0- 0	NEUTRAL	0- 0	0- 0					

RPI S	Opponent	Score	RPI S	Opponent	Score	RPI S	Opponent	Score	Team's RPI: 92	RPI S	Opponent	Score
9	H Tennessee	63 66	43	H Richmond	46 64	82	H East Tenn. St.	77 71		108	A Col. of Charleston	61 55
22	A Middle Tenn.	65 73				98	A Western Caro.	84 71		108	H Col. of Charleston	51 53
						98	H Western Caro.	52 56		108	H Col. of Charleston	72 61
						100	A Samford	72 48		109	A Clemson	74 79
						100	H Samford	55 54		184	A Ga. Southern	65 66
										184	H Ga. Southern	58 48
										192	A Davidson	80 89
										192	H Davidson	76 69
										201	H Akron	71 52
										202	N Missouri St.	68 77
										209	A UNC Greensboro	58 48
										209	H UNC Greensboro	70 53
										269	A Appalachian St.	71 47
										269	H Appalachian St.	72 43
										269	H Appalachian St.	86 53
										274	A Furman	82 38
										274	H Furman	68 52
										290	N San Francisco	75 52
										294	H Alabama A&M	87 29
										319	A Elon	82 56
										319	H Elon	70 51
										321	A Wofford	82 61
										321	H Wofford	57 46
LAST 12 Division I GAMES:												
108	H Col. of Charleston	51 53	108	H Col. of Charleston	72 61							
269	H Appalachian St.	86 53	184	H Ga. Southern	58 48							
100	A Samford	72 48	319	A Elon	82 56							
98	H Western Caro.	52 56	209	A UNC Greensboro	58 48							
269	A Appalachian St.	71 47	274	H Furman	68 52							
192	A Davidson	80 89	321	H Wofford	57 46							

Non-Div I Games:

Chattanooga

Loss, Non-Conf, S Site, H Home A Away N Neutral

Average RPI Win: 257		WON-LOST	WINNING	LAST 12	STRENGTH OF	OPP. STRENGTH	TEAM	ADJ.	CONF.	ADJ CONF.
Average RPI Loss: 198		RECORD	PCT. RANK	GAMES	SCHEDULE	OF SCHEDULE	RPI	RPI	RPI	RPI
DIV. I ONLY		14- 13	150	6- 5	338	250	261	263	31	31
DIV. I NON-CONF.		8- 9	175	1- 1	330	117	266	271	30	30
TOTALS		RPI 1-25	RPI 26-50		W-L RECORDS		RPI 51-100		RPI 150+	
14- 13	0- 0	0- 1		OVERALL		0- 1		13- 9		
8- 3	0- 0	0- 0		HOME		0- 0		7- 3		
3- 9	0- 0	0- 1		AWAY		0- 1		3- 5		
3- 1	0- 0	0- 0		NEUTRAL		0- 0		3- 1		
8- 9	0- 0	0- 1		NON-CONFERENCE		0- 1		7- 5		
5- 2	0- 0	0- 0		HOME		0- 0		4- 2		
2- 6	0- 0	0- 1		AWAY		0- 1		2- 2		
1- 1	0- 0	0- 0		NEUTRAL		0- 0		1- 1		
6- 4	0- 0	0- 0		CONFERENCE		0- 0		6- 4		
3- 1	0- 0	0- 0		HOME		0- 0		3- 1		
1- 3	0- 0	0- 0		AWAY		0- 0		1- 3		
2- 0	0- 0	0- 0		NEUTRAL		0- 0		2- 0		

[illegible]

Non-Div I Games:	St. Xavier	68	52	SIU Edwardsville	69	56
------------------	------------	----	----	------------------	----	----

Chicago St.

■ Loss, ■ Non-Conf, S Site, H Home A Away N Neutral

Average RPI Win:	157	WON-LOST	WINNING	LAST 12	STRENGTH OF	OPP. STRENGTH	TEAM	ADJ.	CONF.	ADJ CONF.
Average RPI Loss:	52	RECORD	PCT. RANK	GAMES	SCHEDULE	OF SCHEDULE	RPI	RPI	RPI	RPI
DIV. I ONLY	14- 17	195	1- 11	38	50	96	96	3	3	
DIV. I NON-CONF.	10- 3	49	0- 0	174	173	74	76	4	4	
TOTALS	RPI 1-25	RPI 26-50	W-L RECORDS	RPI 51-100	RPI 150+					
14- 17	1- 6	1- 3	OVERALL	2- 6	7- 0					
11- 7	1- 2	1- 1	HOME	0- 3	6- 0					
2- 9	0- 4	0- 1	AWAY	1- 3	1- 0					
1- 1	0- 0	0- 1	NEUTRAL	1- 0	0- 0					
10- 3	1- 0	0- 0	NON-CONFERENCE	0- 2	7- 0					
9- 1	1- 0	0- 0	HOME	0- 1	6- 0					
1- 2	0- 0	0- 0	AWAY	0- 1	1- 0					
0- 0	0- 0	0- 0	NEUTRAL	0- 0	0- 0					
4- 14	0- 6	1- 3	CONFERENCE	2- 4	0- 0					
2- 6	0- 2	1- 1	HOME	0- 2	0- 0					
1- 7	0- 4	0- 1	AWAY	1- 2	0- 0					
1- 1	0- 0	0- 1	NEUTRAL	1- 0	0- 0					

RPI S	Opponent	Score	RPI S	Opponent	Score	RPI S	Opponent	Score	RPI S	Opponent	Score
1	H Connecticut	34 65	31	H DePaul	47 67	58	H Marquette	61 67	107	H Seton Hall	72 62
4	A Louisville	50 66	35	H Villanova	61 54	58	N Marquette	60 54	122	H Eastern Ill.	52 47
4	H Louisville	52 67	45	A South Fla.	78 84	71	A St. John's (NY)	53 60	136	H Providence	71 82
15	A Notre Dame	50 66	45	N South Fla.	58 68	74	H Syracuse	70 71	142	A Michigan	50 65
16	A Pittsburgh	53 68				76	H Dayton	56 59	149	H Toledo	60 59
17	A Rutgers	52 71				77	A Georgetown	61 69	181	A Wright St.	56 41
23	H Xavier	65 55				78	A Kentucky	55 58	192	H Davidson	60 42
						98	A West Virginia	61 55	193	H St. Francis (PA)	75 65
									198	H IUPUI	67 58
									221	H Detroit	66 59
									284	H Mississippi Val.	66 45
									331	H Savannah St.	64 34
LAST 12 Division I GAMES:											
45	N South Fla.	58 68	58	H Marquette	61 67						
58	N Marquette	60 54	4	H Louisville	52 67						
31	H DePaul	47 67	77	A Georgetown	61 69						
45	A South Fla.	78 84	71	A St. John's (NY)	53 60						
17	A Rutgers	52 71	136	H Providence	71 82						
16	A Pittsburgh	53 68	15	A Notre Dame	50 66						

Non-Div I Games:

Cincinnati

■ Loss,
■ Non-Conf,
■ S Site,
■ H Home
■ A Away
N Neutral

Average RPI Win:	167	WON-LOST	WINNING	LAST 12	STRENGTH OF	OPP. STRENGTH	TEAM	ADJ.	CONF.	ADJ CONF.
Average RPI Loss:	62	RECORD	PCT. RANK	GAMES	SCHEDULE	OF SCHEDULE	RPI	RPI	RPI	RPI
DIV. I ONLY	14- 17	195	2- 10	48	56	111	109	2	2	
DIV. I NON-CONF.	11- 4	57	1- 0	257	167	105	107	3	3	
TOTALS	RPI 1-25	RPI 26-50	W-L RECORDS	RPI 51-100	RPI 150+					
14- 17	0- 7	1- 4	OVERALL	3- 2	7- 2					
7- 9	0- 4	0- 2	HOME	1- 1	6- 1					
5- 7	0- 2	0- 2	AWAY	2- 1	1- 1					
2- 1	0- 1	1- 0	NEUTRAL	0- 0	0- 0					
11- 4	0- 0	0- 1	NON-CONFERENCE	2- 1	7- 2					
7- 2	0- 0	0- 1	HOME	1- 0	6- 1					
3- 2	0- 0	0- 0	AWAY	1- 1	1- 1					
1- 0	0- 0	0- 0	NEUTRAL	0- 0	0- 0					
3- 13	0- 7	1- 3	CONFERENCE	1- 1	0- 0					
0- 7	0- 4	0- 1	HOME	0- 1	0- 0					
2- 5	0- 2	0- 2	AWAY	1- 0	0- 0					
1- 1	0- 1	1- 0	NEUTRAL	0- 0	0- 0					

RPI S	Opponent	Score	RPI S	Opponent	Score	RPI S	Opponent	Score	RPI S	Opponent	Score	Team's RPI: 109
2	H Maryland	56 65	36	A Georgia Tech	41 49	56	A Georgia	50 67	103	A North Carolina St.	43 69	
5	A Duke	53 77	36	H Georgia Tech	54 89	61	A Wake Forest	64 60	113	A South Carolina	52 45	
11	H North Carolina	74 83	36	N Georgia Tech	81 69	61	H Wake Forest	66 71	130	A Miami (FL)	74 68	
11	N North Carolina	55 74	38	H Charlotte	51 58	92	H Chattanooga	79 74	132	H Virginia Tech	61 65	
12	A Florida St.	54 80	40	A Boston College	51 71	98	A Western Caro.	73 64	137	N Kent St.	68 53	
12	H Florida St.	58 75							165	H Kennesaw St.	78 65	
19	H Virginia	67 75							182	A Washington	85 67	
									203	H Ohio	60 57	
									210	H Georgia St.	75 82	
									235	H Northwestern	78 75	
									250	H Winthrop	76 68	
									274	A Furman	68 82	
									303	H Charleston So.	85 60	
									339	H Presbyterian	66 35	
LAST 12 Division I GAMES:												
11	N North Carolina	55 74	61	H Wake Forest	66 71							
36	N Georgia Tech	81 69	98	A Western Caro.	73 64							
103	A North Carolina St.	43 69	36	A Georgia Tech	41 49							
36	H Georgia Tech	54 89	132	H Virginia Tech	61 65							
12	H Florida St.	58 75	19	H Virginia	67 75							
5	A Duke	53 77	40	A Boston College	51 71							

Non-Div I Games:

Clemson

■ Loss,
 ■ Non-Conf, S Site,
 ■ Home
 ■ Away
 N Neutral

Average RPI Win: 219		WON-LOST	WINNING	LAST 12	STRENGTH OF	OPP. STRENGTH	TEAM	ADJ.	CONF.	ADJ CONF.
Average RPI Loss: 109		RECORD	PCT. RANK	GAMES	SCHEDULE	OF SCHEDULE	RPI	RPI	RPI	RPI
DIV. I ONLY		19- 13	109	8- 4	169	150	127	123	15	15
DIV. I NON-CONF.		6- 6	152	0- 0	104	81	131	128	14	14
TOTALS		RPI 1-25	RPI 26-50	W-L RECORDS	RPI 51-100	RPI 150+				
19- 13	0- 1		0- 4	OVERALL	1- 0	16- 3				
11- 4	0- 0		0- 1	HOME	0- 0	10- 0				
7- 8	0- 1		0- 3	AWAY	0- 0	6- 2				
1- 1	0- 0		0- 0	NEUTRAL	1- 0	0- 1				
6- 6	0- 1		0- 2	NON-CONFERENCE	1- 0	4- 1				
4- 1	0- 0		0- 0	HOME	0- 0	3- 0				
1- 5	0- 1		0- 2	AWAY	0- 0	1- 1				
1- 0	0- 0		0- 0	NEUTRAL	1- 0	0- 0				
13- 7	0- 0		0- 2	CONFERENCE	0- 0	12- 2				
7- 3	0- 0		0- 1	HOME	0- 0	7- 0				
6- 3	0- 0		0- 1	AWAY	0- 0	5- 1				
0- 1	0- 0		0- 0	NEUTRAL	0- 0	0- 1				

RPI 1-25					
RPI	S	Opponent	Score		
13	A	Ohio St.	54	68	
RPI 26-50					
RPI	S	Opponent	Score		
30	A	Arizona St.	59	76	
42	A	Green Bay	54	69	
42	H	Green Bay	49	65	
47	A	Ball St.	60	61	
RPI 51-100					
RPI	S	Opponent	Score		
53	N	Illinois St.	64	50	
RPI 101+ Team's RPI: 123					
RPI	S	Opponent	Score		
120	A	Butler	46	55	
120	H	Butler	59	68	
127	A	American	59	77	
137	H	Kent St.	77	84	
145	A	Valparaiso	68	55	
145	H	Valparaiso	52	70	
149	H	Toledo	68	63	
181	A	Wright St.	52	55	
181	H	Wright St.	51	43	
190	A	Ill.-Chicago	83	73	
190	H	Ill.-Chicago	80	60	
190	H	Ill.-Chicago	68	60	
201	A	Akron	70	54	
203	A	Ohio	66	76	
211	A	Milwaukee	53	45	
211	H	Milwaukee	54	49	
211	N	Milwaukee	57	63	
221	A	Detroit	70	55	
221	H	Detroit	60	50	
241	H	Eastern Mich.	76	67	
248	H	Buffalo	75	48	
285	A	Loyola (IL)	67	62	
285	H	Loyola (IL)	87	52	
305	H	Niagara	80	61	
315	A	Youngstown St.	80	51	
315	H	Youngstown St.	65	35	
LAST 12 Division I GAMES:					
211	N	Milwaukee	57	63	
190	H	Ill.-Chicago	80	60	
120	H	Butler	59	68	
145	H	Valparaiso	52	70	
285	A	Loyola (IL)	67	62	
190	A	Ill.-Chicago	83	73	
221	H	Detroit	60	50	
181	H	Wright St.	51	43	
315	H	Youngstown St.	65	35	
42	A	Green Bay	54	69	
211	A	Milwaukee	53	45	
190	H	Ill.-Chicago	68	60	

Non-Div I Games:

Cleveland St.

■ Loss, ■ Non-Conf, S Site, H Home A Away N Neutral

Average RPI Win:	284	WON-LOST	WINNING	LAST 12	STRENGTH OF	OPP. STRENGTH	TEAM	ADJ.	CONF.	ADJ CONF.
Average RPI Loss:	192	RECORD	PCT. RANK	GAMES	SCHEDULE	OF SCHEDULE	RPI	RPI	RPI	RPI
DIV. I ONLY	13- 14	183	6- 6	312	321	250	253	29	29	
DIV. I NON-CONF.	7- 5	124	2- 0	305	321	215	216	29	29	
TOTALS	RPI 1-25	RPI 26-50	W-L RECORDS	RPI 51-100	RPI 150+					
13- 14	0- 1	0- 0	OVERALL	0- 2	12- 9					
6- 5	0- 0	0- 0	HOME	0- 1	5- 4					
6- 8	0- 1	0- 0	AWAY	0- 1	6- 4					
1- 1	0- 0	0- 0	NEUTRAL	0- 0	1- 1					
7- 5	0- 1	0- 0	NON-CONFERENCE	0- 0	6- 2					
3- 1	0- 0	0- 0	HOME	0- 0	2- 1					
3- 4	0- 1	0- 0	AWAY	0- 0	3- 1					
1- 0	0- 0	0- 0	NEUTRAL	0- 0	1- 0					
6- 9	0- 0	0- 0	CONFERENCE	0- 2	6- 7					
3- 4	0- 0	0- 0	HOME	0- 1	3- 3					
3- 4	0- 0	0- 0	AWAY	0- 1	3- 3					
0- 1	0- 0	0- 0	NEUTRAL	0- 0	0- 1					

RPI 1-25			RPI 26-50			RPI 51-100			RPI 101+ Team's RPI: 253		
RPI	S	Opponent	Score	RPI	S	Opponent	Score	RPI	S	Opponent	Score
11	A	North Carolina	44 95					81	A	Liberty	40 65
								81	H	Liberty	44 77
								108	A	Col. of Charleston	58 72
								120	A	Butler	48 78
								141	H	Jacksonville	63 44
								168	H	UNC Wilmington	51 56
								250	A	Winthrop	51 34
								250	H	Winthrop	68 76
								250	N	Winthrop	48 67
								256	H	Campbell	52 50
								260	A	High Point	63 71
								260	H	High Point	66 67
								262	A	Radford	56 65
								262	H	Radford	59 67
								264	A	Gardner-Webb	60 57
								264	H	Gardner-Webb	70 54
								277	A	Alabama St.	51 59
								288	N	Stetson	51 49
								297	A	UNC Asheville	75 70
								297	H	UNC Asheville	68 55
								303	A	Charleston So.	63 65
								303	H	Charleston So.	63 62
								321	A	Wofford	67 64
								334	A	South Carolina St.	53 43
								339	A	Presbyterian	55 39
								339	H	Presbyterian	56 39
LAST 12 Division I GAMES:											
250	N	Winthrop	48 67	303	H	Charleston So.	63 62				
339	A	Presbyterian	55 39	297	A	UNC Asheville	75 70				
264	A	Gardner-Webb	60 57	260	A	High Point	63 71				
250	H	Winthrop	68 76	339	H	Presbyterian	56 39				
262	H	Radford	59 67	264	H	Gardner-Webb	70 54				
81	H	Liberty	44 77	81	A	Liberty	40 65				

Non-Div I Games: Erskine 65 49 Southern Va. 76 36 Coker 64 31

Coastal Caro.

Loss, Non-Conf, S Site, H Home A Away N Neutral

Average RPI Win:	241	WON-LOST	WINNING	LAST 12	STRENGTH OF	OPP. STRENGTH	TEAM	ADJ.	CONF.	ADJ CONF.
Average RPI Loss:	100	RECORD	PCT. RANK	GAMES	SCHEDULE	OF SCHEDULE	RPI	RPI	RPI	RPI
DIV. I ONLY	22- 8	45	9- 3	241	240	110	108	19	19	
DIV. I NON-CONF.	6- 1	25	0- 0	292	307	93	94	19	19	
TOTALS	RPI 1-25	RPI 26-50	W-L RECORDS	RPI 51-100	RPI 150+					
22- 8	0- 1	0- 0	OVERALL	2- 6	20- 1					
11- 2	0- 0	0- 0	HOME	1- 2	10- 0					
10- 5	0- 1	0- 0	AWAY	1- 3	9- 1					
1- 1	0- 0	0- 0	NEUTRAL	0- 1	1- 0					
6- 1	0- 1	0- 0	NON-CONFERENCE	0- 0	6- 0					
3- 0	0- 0	0- 0	HOME	0- 0	3- 0					
3- 1	0- 1	0- 0	AWAY	0- 0	3- 0					
0- 0	0- 0	0- 0	NEUTRAL	0- 0	0- 0					
16- 7	0- 0	0- 0	CONFERENCE	2- 6	14- 1					
8- 2	0- 0	0- 0	HOME	1- 2	7- 0					
7- 4	0- 0	0- 0	AWAY	1- 3	6- 1					
1- 1	0- 0	0- 0	NEUTRAL	0- 1	1- 0					

RPI	S	Opponent	Score	RPI	S	Opponent	Score	RPI	S	Opponent	Score	RPI	S	Opponent	Score	RPI	S	Opponent	Score	Team's RPI: 108
12	A	Florida St.	57 70					92	A	Chattanooga	53 51	165	A	Kennesaw St.	86 79					
								92	A	Chattanooga	61 72	184	A	Ga. Southern	63 43					
								92	H	Chattanooga	55 61	184	H	Ga. Southern	52 42					
								98	A	Western Caro.	68 80	192	A	Davidson	74 71					
								98	H	Western Caro.	61 56	192	H	Davidson	54 53					
								98	N	Western Caro.	87 101	192	N	Davidson	65 54					
								100	A	Samford	41 61	209	A	UNC Greensboro	55 70					
								100	H	Samford	58 64	209	H	UNC Greensboro	71 51					
												210	H	Georgia St.	51 49					
												253	H	Coastal Caro.	72 58					
												269	A	Appalachian St.	64 53					
												269	H	Appalachian St.	57 55					
												274	A	Furman	64 53					
												274	H	Furman	64 55					
												303	A	Charleston So.	76 62					
												319	A	Elon	85 55					
												319	H	Elon	68 42					
												321	A	Wofford	64 57					
												321	H	Wofford	75 53					
												331	A	Savannah St.	61 54					
												334	H	South Carolina St.	71 62					
LAST 12 Division I GAMES:																				
								98	N	Western Caro.	87 101	321	H	Wofford	75 53					
								92	A	Chattanooga	53 51	92	A	Chattanooga	61 72					
								192	N	Davidson	65 54	100	A	Samford	41 61					
								192	H	Davidson	54 53	274	A	Furman	64 53					
								269	H	Appalachian St.	57 55	98	H	Western Caro.	61 56					
								184	A	Ga. Southern	63 43	209	H	UNC Greensboro	71 51					

Non-Div I Games: S.C. Aiken 80 71

Col. of Charleston

■ Loss,
 ■ Non-Conf,
 ■ S Site,
 ■ Home
 ■ A Away
 N Neutral

Average RPI Win:	308	WON-LOST	WINNING	LAST 12	STRENGTH OF	OPP. STRENGTH	TEAM	ADJ.	CONF.	ADJ CONF.
Average RPI Loss:	211	RECORD	PCT. RANK	GAMES	SCHEDULE	OF SCHEDULE	RPI	RPI	RPI	RPI
DIV. I ONLY	5- 25	322	1- 11	325	317	333	333	17	17	
DIV. I NON-CONF.	4- 11	275	0- 0	340	340	339	339	22	22	
TOTALS	RPI 1-25	RPI 26-50	W-L RECORDS	RPI 51-100	RPI 150+					
5- 25	0- 0	0- 0	OVERALL	0- 3	5- 20					
2- 12	0- 0	0- 0	HOME	0- 1	2- 10					
2- 12	0- 0	0- 0	AWAY	0- 2	2- 9					
1- 1	0- 0	0- 0	NEUTRAL	0- 0	1- 1					
4- 11	0- 0	0- 0	NON-CONFERENCE	0- 0	4- 11					
2- 5	0- 0	0- 0	HOME	0- 0	2- 5					
1- 5	0- 0	0- 0	AWAY	0- 0	1- 5					
1- 1	0- 0	0- 0	NEUTRAL	0- 0	1- 1					
1- 14	0- 0	0- 0	CONFERENCE	0- 3	1- 9					
0- 7	0- 0	0- 0	HOME	0- 1	0- 5					
1- 7	0- 0	0- 0	AWAY	0- 2	1- 4					
0- 0	0- 0	0- 0	NEUTRAL	0- 0	0- 0					

RPI S	Opponent	Score	RPI S	Opponent	Score	RPI S	Opponent	Score	RPI S	Opponent	Score	Team's RPI: 333
						86	A Lehigh	43 61	127	A American	47 63	
						86	A Lehigh	54 78	127	H American	38 60	
						86	H Lehigh	42 71	173	A Army	39 59	
									173	H Army	51 63	
									180	A Bucknell	35 53	
									180	H Bucknell	54 86	
									187	A Holy Cross	57 75	
									187	H Holy Cross	52 72	
									213	H Binghamton	41 66	
									215	A Central Conn. St.	63 83	
									221	H Detroit	51 61	
									228	A Navy	40 48	
									228	H Navy	35 65	
									238	A Lafayette	62 61	
									238	H Lafayette	52 64	
									244	H Mt. St. Mary's	39 60	
									275	H Penn	46 49	
									279	A Rider	56 68	
									283	H New Hampshire	61 89	
									301	A Bryant	53 63	
									301	N Bryant	59 71	
									308	A Howard	57 41	
									312	A Wagner	56 58	
									317	H Albany (NY)	48 46	
									335	H St. Francis (NY)	56 54	
									339	A Presbyterian	50 62	
LAST 12 Division I GAMES:												
			86	A Lehigh	54 78	238	A Lafayette	62 61				
			228	H Navy	35 65	173	A Army	39 59				
			187	A Holy Cross	57 75	228	A Navy	40 48				
			180	A Bucknell	35 53	187	H Holy Cross	52 72				
			86	H Lehigh	42 71	180	H Bucknell	54 86				
			127	H American	38 60	86	A Lehigh	43 61				

Non-Div I Games:

Colgate

■ Loss,
 ■ Non-Conf,
 ■ S Site,
 ■ Home
 ■ A Away
 N Neutral

RPI	S	Opponent	Score
340	N	Norfolk St.	78 54

C
o
l
g
a
t
eC
o
l
g
a
t
e

Colgate

Average RPI Win:	177	WON-LOST	WINNING	LAST 12	STRENGTH OF	OPP. STRENGTH	TEAM	ADJ.	CONF.	ADJ CONF.
Average RPI Loss:	50	RECORD	PCT. RANK	GAMES	SCHEDULE	OF SCHEDULE	RPI	RPI	RPI	RPI
DIV. I ONLY	11- 18	236	2- 10	54	28	126	128	1	1	
DIV. I NON-CONF.	8- 4	85	0- 0	243	134	116	119	1	1	
TOTALS	RPI 1-25	RPI 26-50	W-L RECORDS	RPI 51-100	RPI 150+					
11- 18	0- 7	0- 3	OVERALL	2- 5	6- 1					
8- 8	0- 3	0- 1	HOME	2- 2	4- 1					
2- 9	0- 4	0- 1	AWAY	0- 3	1- 0					
1- 1	0- 0	0- 1	NEUTRAL	0- 0	1- 0					
8- 4	0- 1	0- 0	NON-CONFERENCE	0- 1	6- 1					
6- 2	0- 0	0- 0	HOME	0- 1	4- 1					
1- 2	0- 1	0- 0	AWAY	0- 0	1- 0					
1- 0	0- 0	0- 0	NEUTRAL	0- 0	1- 0					
3- 14	0- 6	0- 3	CONFERENCE	2- 4	0- 0					
2- 6	0- 3	0- 1	HOME	2- 1	0- 0					
1- 7	0- 3	0- 1	AWAY	0- 3	0- 0					
0- 1	0- 0	0- 1	NEUTRAL	0- 0	0- 0					

RPI S	Opponent	Score	RPI S	Opponent	Score	RPI S	Opponent	Score	RPI S	Opponent	Score	Team's RPI: 128
3	H Oklahoma	58 72	29	A Kansas St.	60 72	51	H Texas Tech	60 66	107	A Seton Hall	40 77	
6	H Baylor	50 63	29	H Kansas St.	61 71	54	A Kansas	54 65	110	A Missouri	61 56	
7	A Texas A&M	50 79	29	N Kansas St.	51 68	54	H Kansas	69 62	110	H Missouri	55 66	
14	A Iowa St.	63 76				63	H Drexel	63 67	117	H UCF	86 59	
14	H Iowa St.	47 53				65	A Oklahoma St.	43 79	134	H St. Louis	76 63	
18	A Texas	32 62				69	A Nebraska	64 75	156	N Pepperdine	63 55	
19	A Virginia	43 77				69	H Nebraska	75 73	197	H Colorado St.	93 63	
									217	H Massachusetts	62 70	
									270	H UMKC	71 49	
									271	H Idaho St.	73 57	
									278	H Ark.-Pine Bluff	73 39	
									287	A Hawaii	67 55	
LAST 12 Division I GAMES:												
29	N Kansas St.	51 68	54	H Kansas	69 62							
29	H Kansas St.	61 71	7	A Texas A&M	50 79							
69	A Nebraska	64 75	14	H Iowa St.	47 53							
110	H Missouri	55 66	54	A Kansas	54 65							
14	A Iowa St.	63 76	69	H Nebraska	75 73							
29	A Kansas St.	60 72	51	H Texas Tech	60 66							

Non-Div I Games:

Colorado

■ Loss,
■ Non-Conf,
■ S Site,
■ H Home
■ A Away
N Neutral

Average RPI Win:	216	WON-LOST	WINNING	LAST 12	STRENGTH OF	OPP. STRENGTH	TEAM	ADJ.	CONF.	ADJ CONF.
Average RPI Loss:	96	RECORD	PCT. RANK	GAMES	SCHEDULE	OF SCHEDULE	RPI	RPI	RPI	RPI
DIV. I ONLY	9- 21	278	3- 9	69	108	197	197	8	8	
DIV. I NON-CONF.	4- 8	235	0- 0	70	278	191	190	8	8	
TOTALS	RPI 1-25	RPI 26-50	W-L RECORDS	RPI 51-100	RPI 150+					
9- 21	0- 0	0- 7	OVERALL	0- 6	8- 2					
5- 9	0- 0	0- 3	HOME	0- 2	5- 1					
2- 11	0- 0	0- 4	AWAY	0- 3	2- 1					
2- 1	0- 0	0- 0	NEUTRAL	0- 1	1- 0					
4- 8	0- 0	0- 1	NON-CONFERENCE	0- 1	4- 2					
3- 3	0- 0	0- 0	HOME	0- 0	3- 1					
0- 5	0- 0	0- 1	AWAY	0- 1	0- 1					
1- 0	0- 0	0- 0	NEUTRAL	0- 0	1- 0					
5- 13	0- 0	0- 6	CONFERENCE	0- 5	4- 0					
2- 6	0- 0	0- 3	HOME	0- 2	2- 0					
2- 6	0- 0	0- 3	AWAY	0- 2	2- 0					
1- 1	0- 0	0- 0	NEUTRAL	0- 1	0- 0					

RPI S	Opponent	Score	RPI S	Opponent	Score	RPI S	Opponent	Score	RPI S	Opponent	Score	Team's RPI: 197
39	A San Diego St.	61 62	72	A Creighton	56 67	101	A UTSA	58 67				
39	H San Diego St.	66 68	79	A New Mexico	56 78	128	A Colorado	63 93				
44	A TCU	59 71	79	H New Mexico	68 76	144	A Wyoming	62 71				
44	H TCU	53 74	79	N New Mexico	48 62	144	H Wyoming	61 64				
48	A Montana	53 68	93	A BYU	43 61	144	N Wyoming	64 56				
49	A Utah	45 74	93	H BYU	51 53	145	H Valparaiso	53 64				
49	H Utah	48 74				150	H Murray St.	70 75				
						164	A UNLV	70 69				
						164	H UNLV	85 55				
						167	N Prairie View	56 48				
						172	H UNI	55 53				
						183	H Denver	53 69				
						214	A Wichita St.	69 76				
						226	H Idaho	69 60				
						295	H Northern Colo.	62 47				
						304	A Air Force	55 50				
						304	H Air Force	65 54				
LAST 12 Division I GAMES:												
79	N New Mexico	48 62	49	A Utah	45 74							
144	N Wyoming	64 56	164	H UNLV	85 55							
39	H San Diego St.	66 68	93	H BYU	51 53							
79	A New Mexico	56 78	44	A TCU	59 71							
144	A Wyoming	62 71	39	A San Diego St.	61 62							
304	H Air Force	65 54	79	H New Mexico	68 76							

Non-Div I Games: South Dakota 56 55

Colorado St.

■ Loss,
 ■ Non-Conf,
 ■ S Site,
 ■ Home
 ■ A Away
 N Neutral

Average RPI Win: 272	WON-LOST	WINNING	LAST 12	STRENGTH OF	OPP. STRENGTH	TEAM	ADJ.	CONF.	ADJ CONF.
Average RPI Loss: 184	RECORD	PCT. RANK	GAMES	SCHEDULE	OF SCHEDULE	RPI	RPI	RPI	RPI
DIV. I ONLY	13- 15	189	5- 7	318	310	256	258	27	26
DIV. I NON-CONF.	7- 7	152	0- 0	295	328	236	241	24	24
TOTALS	RPI 1-25	RPI 26-50	W-L RECORDS	RPI 51-100	RPI 150+				
13- 15	0- 0	0- 0	OVERALL	0- 1	12- 8				
9- 5	0- 0	0- 0	HOME	0- 0	9- 2				
4- 10	0- 0	0- 0	AWAY	0- 1	3- 6				
0- 0	0- 0	0- 0	NEUTRAL	0- 0	0- 0				
7- 7	0- 0	0- 0	NON-CONFERENCE	0- 1	7- 3				
5- 2	0- 0	0- 0	HOME	0- 0	5- 1				
2- 5	0- 0	0- 0	AWAY	0- 1	2- 2				
0- 0	0- 0	0- 0	NEUTRAL	0- 0	0- 0				
6- 8	0- 0	0- 0	CONFERENCE	0- 0	5- 5				
4- 3	0- 0	0- 0	HOME	0- 0	4- 1				
2- 5	0- 0	0- 0	AWAY	0- 0	1- 4				
0- 0	0- 0	0- 0	NEUTRAL	0- 0	0- 0				

RPI S	Opponent	Score	RPI S	Opponent	Score	RPI S	Opponent	Score	RPI S	Opponent	Score	Team's RPI: 258
						66	A Oakland	57 79	103	H North Carolina St.	58 78	
									105	A Drake	59 69	
									127	A American	66 87	
									129	A Dartmouth	43 55	
									129	H Dartmouth	61 63	
									140	A Harvard	74 71	
									140	H Harvard	58 71	
									174	A Delaware	48 62	
									183	H Denver	67 56	
									191	A Princeton	63 68	
									191	H Princeton	59 69	
									228	H Navy	54 53	
									257	A Cornell	53 58	
									257	H Cornell	47 44	
									266	A Yale	61 63	
									266	H Yale	77 61	
									273	A Cal St. Fullerton	65 63	
									275	A Penn	64 72	
									275	H Penn	77 57	
									295	H Northern Colo.	77 74	
									302	A Cal St. Northridge	64 74	
									306	H Long Island	55 58	
									312	H Wagner	79 69	
									325	A Longwood	93 83	
									326	A Brown	76 51	
									326	H Brown	88 57	
LAST 12 Division I GAMES:												
275	A Penn	64 72	140	A Harvard	74 71							
191	A Princeton	63 68	129	A Dartmouth	43 55							
129	H Dartmouth	61 63	191	H Princeton	59 69							
140	H Harvard	58 71	275	H Penn	77 57							
266	H Yale	77 61	326	A Brown	76 51							
326	H Brown	88 57	266	A Yale	61 63							

Non-Div I Games:

Columbia

■ Loss,
 ■ Non-Conf, S Site,
 ■ Home
 ■ Away
 N Neutral

RPI	S	Opponent	Score
335	H	St. Francis (NY)	78 54

Columbia

C
o
l
u
m
b
i
a

C
o
l
u
m
b
i
a

Connecticut

Through Games Of Sunday, March 15, 2009

Average RPI Win:	72	WON-LOST	WINNING	LAST 12	STRENGTH OF	OPP. STRENGTH	TEAM	ADJ.	CONF.	ADJ CONF.
Average RPI Loss:	0	RECORD	PCT. RANK	GAMES	SCHEDULE	OF SCHEDULE	RPI	RPI	RPI	RPI
DIV. I ONLY	33- 0	1	12- 0	11	1	1	1	3	3	
DIV. I NON-CONF.	14- 0	1	0- 0	31	2	3	3	4	4	
TOTALS	RPI 1-25		RPI 26-50	W-L RECORDS		RPI 51-100		RPI 150+		
33- 0	10- 0		7- 0	OVERALL		8- 0		4- 0		
18- 0	7- 0		6- 0	HOME		2- 0		2- 0		
11- 0	2- 0		1- 0	AWAY		6- 0		0- 0		
4- 0	1- 0		0- 0	NEUTRAL		0- 0		2- 0		
14- 0	4- 0		2- 0	NON-CONFERENCE		2- 0		4- 0		
7- 0	2- 0		2- 0	HOME		1- 0		2- 0		
3- 0	1- 0		0- 0	AWAY		1- 0		0- 0		
4- 0	1- 0		0- 0	NEUTRAL		0- 0		2- 0		
19- 0	6- 0		5- 0	CONFERENCE		6- 0		0- 0		
11- 0	5- 0		4- 0	HOME		1- 0		0- 0		
8- 0	1- 0		1- 0	AWAY		5- 0		0- 0		
0- 0	0- 0		0- 0	NEUTRAL		0- 0		0- 0		

RPI	S	Opponent	Score	RPI	S	Opponent	Score	RPI	S	Opponent	Score	RPI	S	Opponent	Score
3	H	Oklahoma	106 78	31	H	DePaul	77 62	58	A	Marquette	83 49	107	H	Seton Hall	81 50
4	H	Louisville	93 65	35	H	Villanova	72 42	67	H	Hartford	78 41	113	A	South Carolina	77 48
4	H	Louisville	75 36	35	H	Villanova	74 47	71	A	St. John's (NY)	77 64	121	N	Penn St.	77 63
11	A	North Carolina	88 58	36	H	Georgia Tech	82 71	74	H	Syracuse	107 53	136	A	Providence	75 39
12	N	Florida St.	83 71	39	H	San Diego St.	99 55	77	A	Georgetown	80 61	182	N	Washington	109 51
15	H	Notre Dame	76 66	45	A	South Fla.	83 37	93	A	BYU	96 47	187	H	Holy Cross	96 37
16	H	Pittsburgh	95 42	45	H	South Fla.	79 42	96	A	Cincinnati	65 34	219	H	Rhode Island	91 43
17	A	Rutgers	69 59					98	A	West Virginia	85 55	295	N	Northern Colo.	85 40
17	H	Rutgers	75 56												
20	H	LSU	76 63												
LAST 12 Division I GAMES:															
4	H	Louisville	75 36	15	H	Notre Dame	76 66								
35	H	Villanova	72 42	136	A	Providence	75 39								
45	H	South Fla.	79 42	16	H	Pittsburgh	95 42								
17	A	Rutgers	69 59	71	A	St. John's (NY)	77 64								
107	H	Seton Hall	81 50	58	A	Marquette	83 49								
35	H	Villanova	74 47	17	H	Rutgers	75 56								

Non-Div I Games:

Connecticut

■ Loss,
■ Non-Conf, S Site,
■ Home
■ Away
N Neutral

Average RPI Win:	276	WON-LOST	WINNING	LAST 12	STRENGTH OF	OPP. STRENGTH	TEAM	ADJ.	CONF.	ADJ CONF.
Average RPI Loss:	132	RECORD	PCT. RANK	GAMES	SCHEDULE	OF SCHEDULE	RPI	RPI	RPI	RPI
DIV. I ONLY	14- 14	167	9- 3	184	291	189	188	30	30	
DIV. I NON-CONF.	2- 9	299	1- 0	72	68	233	232	31	31	
TOTALS	RPI 1-25	RPI 26-50	W-L RECORDS	RPI 51-100	RPI 150+					
14- 14	0- 2	0- 1	OVERALL	0- 2	14- 6					
8- 2	0- 1	0- 0	HOME	0- 0	8- 0					
6- 10	0- 1	0- 1	AWAY	0- 2	6- 5					
0- 2	0- 0	0- 0	NEUTRAL	0- 0	0- 1					
2- 9	0- 2	0- 1	NON-CONFERENCE	0- 2	2- 2					
1- 1	0- 1	0- 0	HOME	0- 0	1- 0					
1- 7	0- 1	0- 1	AWAY	0- 2	1- 2					
0- 1	0- 0	0- 0	NEUTRAL	0- 0	0- 0					
12- 5	0- 0	0- 0	CONFERENCE	0- 0	12- 4					
7- 1	0- 0	0- 0	HOME	0- 0	7- 0					
5- 3	0- 0	0- 0	AWAY	0- 0	5- 3					
0- 1	0- 0	0- 0	NEUTRAL	0- 0	0- 1					

RPI 1-25				RPI 26-50				RPI 51-100				RPI 101+ Team's RPI: 188			
RPI	S	Opponent	Score	RPI	S	Opponent	Score	RPI	S	Opponent	Score	RPI	S	Opponent	Score
8	H	Auburn	46 74	45	A	South Fla.	43 97	61	A	Wake Forest	53 74	104	H	N.C. A&T	57 75
21	A	Florida	34 75					80	A	George Washington	36 77	105	A	Drake	47 64
												121	N	Penn St.	61 76
												156	A	Pepperdine	36 54
												206	A	Md.-East. Shore	71 69
												206	H	Md.-East. Shore	60 56
												207	A	Delaware St.	51 52
												212	A	Hampton	63 80
												212	H	Hampton	60 59
												225	A	Morgan St.	53 56
												225	H	Morgan St.	61 53
												236	H	Robert Morris	62 52
												243	A	UMBC	63 76
												261	A	Florida A&M	54 50
												261	H	Florida A&M	57 45
												261	N	Florida A&M	43 64
												308	A	Howard	63 57
												308	H	Howard	61 46
												320	A	Bethune-Cookman	67 58
												320	H	Bethune-Cookman	69 61
												324	A	Winston-Salem	73 34
												334	A	South Carolina St.	69 51
												340	H	Norfolk St.	77 42
LAST 12 Division I GAMES:															
261	N	Florida A&M	43 64	320	H	Bethune-Cookman	69 61								
225	H	Morgan St.	61 53	324	A	Winston-Salem	73 34								
206	H	Md.-East. Shore	60 56	334	A	South Carolina St.	69 51								
308	A	Howard	63 57	206	A	Md.-East. Shore	71 69								
212	A	Hampton	63 80	207	A	Delaware St.	51 52								
261	H	Florida A&M	57 45	308	H	Howard	61 46								

Non-Div I Games:

Coppin St.

■ Loss,
 ■ Non-Conf, S Site,
 ■ Home
 ■ Away
 N Neutral

Average RPI Win: 269	WON-LOST	WINNING	LAST 12	STRENGTH OF	OPP. STRENGTH	TEAM	ADJ.	CONF.	ADJ CONF.
Average RPI Loss: 172	RECORD	PCT. RANK	GAMES	SCHEDULE	OF SCHEDULE	RPI	RPI	RPI	RPI
DIV. I ONLY	10- 16	234	5- 7	244	304	255	257	27	26
DIV. I NON-CONF.	4- 8	235	0- 0	176	314	245	247	24	24
TOTALS	RPI 1-25	RPI 26-50	W-L RECORDS	RPI 51-100	RPI 150+				
10- 16	0- 0	0- 0	OVERALL	0- 3	9- 9				
7- 4	0- 0	0- 0	HOME	0- 0	6- 3				
2- 11	0- 0	0- 0	AWAY	0- 3	2- 5				
1- 1	0- 0	0- 0	NEUTRAL	0- 0	1- 1				
4- 8	0- 0	0- 0	NON-CONFERENCE	0- 3	4- 4				
3- 1	0- 0	0- 0	HOME	0- 0	3- 1				
0- 6	0- 0	0- 0	AWAY	0- 3	0- 2				
1- 1	0- 0	0- 0	NEUTRAL	0- 0	1- 1				
6- 8	0- 0	0- 0	CONFERENCE	0- 0	5- 5				
4- 3	0- 0	0- 0	HOME	0- 0	3- 2				
2- 5	0- 0	0- 0	AWAY	0- 0	2- 3				
0- 0	0- 0	0- 0	NEUTRAL	0- 0	0- 0				

RPI S	Opponent	Score	RPI S	Opponent	Score	RPI S	Opponent	Score	RPI S	Opponent	Score	Team's RPI: 257
						64	A Fla. Gulf Coast	36 70	129	A Dartmouth	36 55	
						68	A St. Bonaventure	49 70	129	H Dartmouth	66 61	
						89	A Duquesne	49 93	130	A Miami (FL)	47 61	
									140	A Harvard	57 75	
									140	H Harvard	56 63	
									166	H Fairfield	58 54	
									180	A Bucknell	45 56	
									191	A Princeton	55 76	
									191	H Princeton	56 75	
									198	A IUPUI	57 66	
									213	H Binghamton	51 56	
									215	N Central Conn. St.	66 74	
									258	A Columbia	44 47	
									258	H Columbia	58 53	
									266	A Yale	57 42	
									266	H Yale	80 62	
									275	A Penn	50 62	
									275	H Penn	70 79	
									301	N Bryant	66 55	
									317	H Albany (NY)	50 46	
									326	A Brown	74 62	
									326	H Brown	68 58	
									335	H St. Francis (NY)	59 48	
LAST 12 Division I GAMES:												
191	A Princeton	55 76	129	A Dartmouth	36 55							
275	A Penn	50 62	140	A Harvard	57 75							
140	H Harvard	56 63	275	H Penn	70 79							
129	H Dartmouth	66 61	191	H Princeton	56 75							
326	H Brown	68 58	266	A Yale	57 42							
266	H Yale	80 62	326	A Brown	74 62							

Non-Div I Games:

Cornell

Average RPI Win: 172		WON-LOST	WINNING	LAST 12	STRENGTH OF		OPP. STRENGTH	TEAM	ADJ.	CONF.	ADJ CONF.
Average RPI Loss: 80		RECORD	PCT. RANK	GAMES	SCHEDULE		OF SCHEDULE	RPI	RPI	RPI	RPI
DIV. I ONLY		21- 11	74	9- 3	95		85	73	72	10	10
DIV. I NON-CONF.		5- 6	187	0- 0	64		17	112	111	9	9
<hr/>											
TOTALS	RPI 1-25	RPI 26-50		W-L RECORDS		RPI 51-100		RPI 150+			
21- 11	0- 2	0- 1		OVERALL		1- 3		15- 2			
11- 4	0- 1	0- 0		HOME		1- 2		8- 0			
8- 6	0- 1	0- 1		AWAY		0- 1		6- 1			
2- 1	0- 0	0- 0		NEUTRAL		0- 0		1- 1			
5- 6	0- 2	0- 1		NON-CONFERENCE		0- 2		4- 1			
3- 3	0- 1	0- 0		HOME		0- 2		3- 0			
2- 3	0- 1	0- 1		AWAY		0- 0		1- 1			
0- 0	0- 0	0- 0		NEUTRAL		0- 0		0- 0			
16- 5	0- 0	0- 0		CONFERENCE		1- 1		11- 1			
8- 1	0- 0	0- 0		HOME		1- 0		5- 0			
6- 3	0- 0	0- 0		AWAY		0- 1		5- 0			
2- 1	0- 0	0- 0		NEUTRAL		0- 0		1- 1			

RPI 1-25				RPI 26-50				RPI 51-100				Team's RPI: 72	RPI 101+			
RPI	S	Opponent	Score	RPI	S	Opponent	Score	RPI	S	Opponent	Score		RPI	S	Opponent	Score
3	A	Oklahoma	49 69	29	A	Kansas St.	55 64	53	A	Illinois St.	43 63		105	A	Drake	68 65
14	H	Iowa St.	59 63					53	H	Illinois St.	65 62		105	H	Drake	44 51
								54	H	Kansas	58 59		105	N	Drake	53 35
								69	H	Nebraska	67 72		114	A	Bradley	67 75
													114	H	Bradley	61 46
													131	A	Indiana St.	54 56
													131	H	Indiana St.	54 35
													134	A	St. Louis	68 56
													153	A	Evansville	50 47
													153	H	Evansville	68 57
													153	N	Evansville	45 47
													158	A	Arkansas St.	56 73
													172	A	UNI	67 59
													172	H	UNI	62 44
													176	A	North Dakota St.	51 40
													183	H	Denver	82 68
													197	H	Colorado St.	67 56
													202	A	Missouri St.	74 61
													202	H	Missouri St.	92 63
													214	A	Wichita St.	49 47
													214	H	Wichita St.	53 45
													214	N	Wichita St.	49 41
													229	A	Southern Ill.	55 43
													229	H	Southern Ill.	66 53
													254	H	UC Davis	61 58
LAST 12 Division I GAMES:																
				153	N	Evansville	45 47					172	A	UNI	67 59	
				105	N	Drake	53 35					114	A	Bradley	67 75	
				214	N	Wichita St.	49 41					229	H	Southern Ill.	66 53	
				53	H	Illinois St.	65 62					153	H	Evansville	68 57	
				131	H	Indiana St.	54 35					214	A	Wichita St.	49 47	
				105	H	Drake	44 51					202	A	Missouri St.	74 61	

Non-Div I Games:

Creighton

■ Loss,
■ Non-Conf,
■ S Site,
■ H Home
■ A Away
N Neutral

Average RPI Win:	253	WON-LOST	WINNING	LAST 12	STRENGTH OF	OPP. STRENGTH	TEAM	ADJ.	CONF.	ADJ CONF.
Average RPI Loss:	97	RECORD	PCT. RANK	GAMES	SCHEDULE	OF SCHEDULE	RPI	RPI	RPI	RPI
DIV. I ONLY	18- 10	86	11- 1	226	206	135	129	27	26	
DIV. I NON-CONF.	5- 9	233	0- 0	167	82	212	207	24	24	
TOTALS	RPI 1-25	RPI 26-50	W-L RECORDS	RPI 51-100	RPI 150+					
18- 10	0- 1	0- 2	OVERALL	0- 4	16- 2					
9- 3	0- 0	0- 1	HOME	0- 1	8- 1					
9- 6	0- 1	0- 0	AWAY	0- 3	8- 1					
0- 1	0- 0	0- 1	NEUTRAL	0- 0	0- 0					
5- 9	0- 1	0- 2	NON-CONFERENCE	0- 4	5- 1					
2- 3	0- 0	0- 1	HOME	0- 1	2- 1					
3- 5	0- 1	0- 0	AWAY	0- 3	3- 0					
0- 1	0- 0	0- 1	NEUTRAL	0- 0	0- 0					
13- 1	0- 0	0- 0	CONFERENCE	0- 0	11- 1					
7- 0	0- 0	0- 0	HOME	0- 0	6- 0					
6- 1	0- 0	0- 0	AWAY	0- 0	5- 1					
0- 0	0- 0	0- 0	NEUTRAL	0- 0	0- 0					

RPI 1-25				RPI 26-50				RPI 51-100				RPI 101+ Team's RPI: 129			
RPI	S	Opponent	Score	RPI	S	Opponent	Score	RPI	S	Opponent	Score	RPI	S	Opponent	Score
24	A	Temple	29 65	40	H	Boston College	51 85	67	A	Hartford	40 73	115	A	Vermont	77 82
				50	N	Michigan St.	52 60	71	H	St. John's (NY)	39 74	140	A	Harvard	59 55
								75	A	Arkansas	57 66	140	H	Harvard	64 51
								84	A	SMU	63 65	174	A	Delaware	59 49
												187	H	Holy Cross	45 57
												191	A	Princeton	71 67
												191	H	Princeton	43 42
												257	A	Cornell	61 66
												257	H	Cornell	55 36
												258	A	Columbia	63 61
												258	H	Columbia	55 43
												266	A	Yale	51 42
												266	H	Yale	61 51
												275	A	Penn	56 39
												275	H	Penn	55 36
												283	A	New Hampshire	62 49
												301	A	Bryant	71 56
												309	H	Stony Brook	59 47
												312	H	Wagner	69 56
												326	A	Brown	58 27
												326	H	Brown	64 43
LAST 12 Division I GAMES:															
140	H	Harvard	64 51	275	H	Penn	55 36								
326	H	Brown	64 43	257	H	Cornell	55 36								
266	H	Yale	61 51	258	H	Columbia	55 43								
258	A	Columbia	63 61	266	A	Yale	51 42								
257	A	Cornell	61 66	326	A	Brown	58 27								
191	H	Princeton	43 42	275	A	Penn	56 39								

Non-Div I Games:

Dartmouth

■ Loss,
■ Non-Conf,
■ S Site,
■ H Home
■ A Away
N Neutral

Average RPI Win:	233	WON-LOST	WINNING	LAST 12	STRENGTH OF	OPP. STRENGTH	TEAM	ADJ.	CONF.	ADJ CONF.
Average RPI Loss:	120	RECORD	PCT. RANK	GAMES	SCHEDULE	OF SCHEDULE	RPI	RPI	RPI	RPI
DIV. I ONLY	12- 18	221	4- 8	128	169	196	192	19	19	
DIV. I NON-CONF.	1- 8	322	0- 0	63	25	251	248	19	19	
TOTALS	RPI 1-25	RPI 26-50	W-L RECORDS	RPI 51-100	RPI 150+					
12- 18	0- 2	0- 1	OVERALL	2- 6	10- 3					
6- 5	0- 0	0- 1	HOME	2- 1	4- 2					
6- 10	0- 2	0- 0	AWAY	0- 4	6- 1					
0- 3	0- 0	0- 0	NEUTRAL	0- 1	0- 0					
1- 8	0- 2	0- 1	NON-CONFERENCE	0- 2	1- 0					
0- 1	0- 0	0- 1	HOME	0- 0	0- 0					
1- 5	0- 2	0- 0	AWAY	0- 1	1- 0					
0- 2	0- 0	0- 0	NEUTRAL	0- 1	0- 0					
11- 10	0- 0	0- 0	CONFERENCE	2- 4	9- 3					
6- 4	0- 0	0- 0	HOME	2- 1	4- 2					
5- 5	0- 0	0- 0	AWAY	0- 3	5- 1					
0- 1	0- 0	0- 0	NEUTRAL	0- 0	0- 0					

RPI 1-25				RPI 26-50				RPI 51-100				RPI 101+ Team's RPI: 192			
RPI	S	Opponent	Score	RPI	S	Opponent	Score	RPI	S	Opponent	Score	RPI	S	Opponent	Score
23	A	Xavier	60 84	38	H	Charlotte	64 72	90	N	Mississippi	50 55	108	A	Col. of Charleston	53 54
25	A	Vanderbilt	50 82					92	A	Chattanooga	69 76	108	H	Col. of Charleston	71 74
								92	H	Chattanooga	89 80	108	N	Col. of Charleston	54 65
								96	A	Cincinnati	42 60	113	A	South Carolina	47 68
								98	A	Western Caro.	66 72	116	A	Towson	58 76
								98	H	Western Caro.	84 66	143	N	St. Joseph's	68 78
								100	A	Samford	65 74	184	A	Ga. Southern	65 57
								100	H	Samford	67 78	184	H	Ga. Southern	65 54
												209	A	UNC Greensboro	61 55
												209	H	UNC Greensboro	61 74
												250	A	Winthrop	61 40
												269	A	Appalachian St.	95 75
												269	H	Appalachian St.	57 77
												274	A	Furman	66 63
												274	H	Furman	67 57
												319	A	Elon	79 65
												319	H	Elon	72 58
												321	A	Wofford	72 86
												321	H	Wofford	83 68
LAST 12 Division I GAMES:															
108	N	Col. of Charleston	54 65	209	H	UNC Greensboro	61 74								
274	A	Furman	66 63	319	A	Elon	79 65								
108	A	Col. of Charleston	53 54	321	A	Wofford	72 86								
184	A	Ga. Southern	65 57	98	A	Western Caro.	66 72								
100	H	Samford	67 78	269	H	Appalachian St.	57 77								
92	H	Chattanooga	89 80	100	A	Samford	65 74								

Non-Div I Games:

Davidson

■ Loss,
 ■ Non-Conf,
 ■ S Site,
 ■ H Home
 ■ A Away
 N Neutral

Average RPI Win:	183	WON-LOST	WINNING	LAST 12	STRENGTH OF	OPP. STRENGTH	TEAM	ADJ.	CONF.	ADJ CONF.
Average RPI Loss:	51	RECORD	PCT. RANK	GAMES	SCHEDULE	OF SCHEDULE	RPI	RPI	RPI	RPI
DIV. I ONLY	20- 13	105	7- 5	82	84	78	76	7	7	
DIV. I NON-CONF.	11- 5	84	0- 0	153	104	86	84	7	7	
TOTALS	RPI 1-25	RPI 26-50	W-L RECORDS	RPI 51-100	RPI 150+					
20- 13	1- 5	0- 4	OVERALL	2- 3	11- 1					
9- 4	0- 1	0- 1	HOME	1- 1	7- 1					
7- 7	0- 4	0- 2	AWAY	1- 1	3- 0					
4- 2	1- 0	0- 1	NEUTRAL	0- 1	1- 0					
11- 5	0- 2	0- 1	NON-CONFERENCE	1- 1	7- 1					
4- 2	0- 0	0- 1	HOME	0- 0	4- 1					
5- 2	0- 2	0- 0	AWAY	1- 0	2- 0					
2- 1	0- 0	0- 0	NEUTRAL	0- 1	1- 0					
9- 8	1- 3	0- 3	CONFERENCE	1- 2	4- 0					
5- 2	0- 1	0- 0	HOME	1- 1	3- 0					
2- 5	0- 2	0- 2	AWAY	0- 1	1- 0					
2- 1	1- 0	0- 1	NEUTRAL	0- 0	0- 0					

RPI	S	Opponent	Score	RPI	S	Opponent	Score	RPI	S	Opponent	Score	RPI	S	Opponent	Score
13	A	Ohio St.	61 76	38	A	Charlotte	57 60	68	A	St. Bonaventure	45 55	120	A	Butler	69 49
18	A	Texas	40 66	43	A	Richmond	51 60	80	H	George Washington	52 64	121	A	Penn St.	67 66
23	A	Xavier	57 78	43	N	Richmond	48 54	88	N	Old Dominion	58 70	134	A	St. Louis	73 68
23	H	Xavier	49 51	46	H	Bowling Green	68 77	89	H	Duquesne	77 75	134	N	St. Louis	74 52
23	N	Xavier	63 60					96	A	Cincinnati	59 56	143	H	St. Joseph's	84 57
24	A	Temple	52 62									148	N	Central Mich.	78 76
LAST 12 Division I GAMES:															
43	N	Richmond	48 54	43	A	Richmond	51 60	152	H	Miami (OH)	66 69	181	A	Wright St.	59 56
23	N	Xavier	63 60	23	A	Xavier	57 78	217	H	Massachusetts	86 65	219	A	Rhode Island	46 36
134	N	St. Louis	74 52	265	H	Fordham	82 45	228	A	Navy	64 58	233	H	La Salle	71 49
143	H	St. Joseph's	84 57	217	H	Massachusetts	86 65	237	N	St. Mary's (CA)	68 62	241	H	Eastern Mich.	61 54
219	A	Rhode Island	46 36	68	A	St. Bonaventure	45 55	263	H	Chicago St.	75 70	265	H	Fordham	82 45
233	H	La Salle	71 49	24	A	Temple	52 62	285	H	Loyola (IL)	85 55	292	H	Lipscomb	76 36

Non-Div I Games:

Dayton

■ Loss,
 ■ Non-Conf,
 ■ S Site,
 ■ H Home
 ■ A Away
 N Neutral

Average RPI Win:	138	WON-LOST	WINNING	LAST 12	STRENGTH OF	OPP. STRENGTH	TEAM	ADJ.	CONF.	ADJ CONF.
Average RPI Loss:	24	RECORD	PCT. RANK	GAMES	SCHEDULE	OF SCHEDULE	RPI	RPI	RPI	RPI
DIV. I ONLY	23- 9	48	8- 4	43	43	30	31	3	3	
DIV. I NON-CONF.	12- 2	25	0- 0	184	114	54	55	4	4	
TOTALS	RPI 1-25	RPI 26-50	W-L RECORDS	RPI 51-100	RPI 150+					
23- 9	2- 6	1- 2	OVERALL	9- 1	9- 0					
13- 2	1- 1	1- 1	HOME	5- 0	4- 0					
7- 6	1- 4	0- 1	AWAY	3- 1	3- 0					
3- 1	0- 1	0- 0	NEUTRAL	1- 0	2- 0					
12- 2	0- 1	1- 0	NON-CONFERENCE	2- 1	9- 0					
7- 0	0- 0	1- 0	HOME	2- 0	4- 0					
3- 2	0- 1	0- 0	AWAY	0- 1	3- 0					
2- 0	0- 0	0- 0	NEUTRAL	0- 0	2- 0					
11- 7	2- 5	0- 2	CONFERENCE	7- 0	0- 0					
6- 2	1- 1	0- 1	HOME	3- 0	0- 0					
4- 4	1- 3	0- 1	AWAY	3- 0	0- 0					
1- 1	0- 1	0- 0	NEUTRAL	1- 0	0- 0					

RPI	S	Opponent	Score	RPI	S	Opponent	Score	Team's RPI: 31	RPI	S	Opponent	Score	RPI	S	Opponent	Score
1	A	Connecticut	62 77	35	A	Villanova	46 50		53	H	Illinois St.	80 68	107	H	Seton Hall	80 39
4	A	Louisville	60 78	42	H	Green Bay	76 68		58	H	Marquette	74 60	136	H	Providence	87 64
9	A	Tennessee	67 88	45	H	South Fla.	69 76		67	H	Hartford	80 71	186	H	Northern Ill.	83 70
15	A	Notre Dame	59 62						71	A	St. John's (NY)	59 58	190	A	Ill.-Chicago	90 67
15	H	Notre Dame	62 86						74	A	Syracuse	87 79	202	A	Missouri St.	72 57
16	A	Pittsburgh	69 62						77	H	Georgetown	57 51	229	H	Southern Ill.	85 42
16	N	Pittsburgh	59 62						79	A	New Mexico	66 68	230	H	Southern U.	86 54
17	H	Rutgers	60 58						96	A	Cincinnati	67 47	235	H	Northwestern	60 51
									98	H	West Virginia	74 56	271	N	Idaho St.	73 55
									98	N	West Virginia	75 72	285	A	Loyola (IL)	68 64
													329	N	Alcorn St.	90 42
LAST 12 Division I GAMES:																
16	N	Pittsburgh	59 62	35	A	Villanova	46 50		53	H	Illinois St.	80 68	107	H	Seton Hall	80 39
98	N	West Virginia	75 72	107	H	Seton Hall	80 39		58	H	Marquette	74 60	136	H	Providence	87 64
96	A	Cincinnati	67 47	15	A	Notre Dame	59 62		67	H	Hartford	80 71	186	H	Northern Ill.	83 70
58	H	Marquette	74 60	77	H	Georgetown	57 51		71	A	St. John's (NY)	59 58	190	A	Ill.-Chicago	90 67
45	H	South Fla.	69 76	98	H	West Virginia	74 56		74	A	Syracuse	87 79	202	A	Missouri St.	72 57
74	A	Syracuse	87 79	71	A	St. John's (NY)	59 58		77	H	Georgetown	57 51	229	H	Southern Ill.	85 42

Non-Div I Games:

DePaul

Average RPI Win:	214	WON-LOST	WINNING	LAST 12	STRENGTH OF	OPP. STRENGTH	TEAM	ADJ.	CONF.	ADJ CONF.
Average RPI Loss:	119	RECORD	PCT. RANK	GAMES	SCHEDULE	OF SCHEDULE	RPI	RPI	RPI	RPI
DIV. I ONLY	15- 15	167	6- 6	164	131	175	174	9	9	
DIV. I NON-CONF.	8- 3	64	0- 0	272	276	117	118	10	10	
TOTALS	RPI 1-25	RPI 26-50	W-L RECORDS	RPI 51-100	RPI 150+					
15- 15	0- 0	1- 2	OVERALL	0- 4	13- 6					
7- 5	0- 0	0- 1	HOME	0- 2	6- 1					
7- 9	0- 0	1- 1	AWAY	0- 2	6- 5					
1- 1	0- 0	0- 0	NEUTRAL	0- 0	1- 0					
8- 3	0- 0	1- 0	NON-CONFERENCE	0- 0	7- 2					
2- 1	0- 0	0- 0	HOME	0- 0	2- 0					
5- 2	0- 0	1- 0	AWAY	0- 0	4- 2					
1- 0	0- 0	0- 0	NEUTRAL	0- 0	1- 0					
7- 12	0- 0	0- 2	CONFERENCE	0- 4	6- 4					
5- 4	0- 0	0- 1	HOME	0- 2	4- 1					
2- 7	0- 0	0- 1	AWAY	0- 2	2- 3					
0- 1	0- 0	0- 0	NEUTRAL	0- 0	0- 0					

RPI S	Opponent	Score	RPI S	Opponent	Score	RPI S	Opponent	Score	RPI S	Opponent	Score	Team's RPI: 174
33	A VCU	45 68	33	H VCU	63 70	57	H James Madison	53 70	116	A Towson	55 71	
35	A Villanova	52 49	63	A Drexel	33 54	63	H Drexel	40 56	116	H Towson	64 59	
			63	H Drexel	40 56	88	A Old Dominion	55 70	116	N Towson	37 40	
									129	H Dartmouth	49 59	
									151	A Loyola Marymount	66 60	
									155	A Hofstra	49 58	
									155	H Hofstra	53 62	
									157	A Quinnipiac	41 50	
									168	A UNC Wilmington	53 59	
									170	H William & Mary	62 51	
									195	A Northeastern	65 58	
									195	H Northeastern	64 53	
									206	A Md.-East. Shore	64 45	
									210	A Georgia St.	48 55	
									210	H Georgia St.	62 51	
									217	A Massachusetts	56 42	
									233	A La Salle	71 57	
									248	A Buffalo	45 63	
									258	H Columbia	62 48	
									298	A George Mason	64 42	
									298	H George Mason	70 53	
									309	N Stony Brook	70 43	
									322	H Maine	55 40	
LAST 12 Division I GAMES:												
116	N Towson	37 40	88	A Old Dominion	55 70	170	H William & Mary	62 51				
298	A George Mason	64 42	33	H VCU	63 70	155	A Hofstra	49 58				
210	H Georgia St.	62 51	116	H Towson	64 59	195	A Northeastern	65 58				
195	H Northeastern	64 53	63	A Drexel	33 54							

Non-Div I Games:

Delaware

■ Loss,
■ Non-Conf,
■ S Site,
■ Home
■ A Away
N Neutral

Average RPI Win:	261	WON-LOST	WINNING	LAST 12	STRENGTH OF	OPP. STRENGTH	TEAM	ADJ.	CONF.	ADJ CONF.
Average RPI Loss:	161	RECORD	PCT. RANK	GAMES	SCHEDULE	OF SCHEDULE	RPI	RPI	RPI	RPI
DIV. I ONLY	14- 15	179	7- 5	213	292	206	207	30	30	
DIV. I NON-CONF.	3- 9	276	0- 0	119	85	234	237	31	31	
TOTALS	RPI 1-25	RPI 26-50	W-L RECORDS	RPI 51-100	RPI 150+					
14- 15	0- 2	0- 1	OVERALL	0- 1	13- 9					
10- 1	0- 0	0- 0	HOME	0- 0	9- 0					
4- 13	0- 2	0- 1	AWAY	0- 1	4- 8					
0- 1	0- 0	0- 0	NEUTRAL	0- 0	0- 1					
3- 9	0- 2	0- 1	NON-CONFERENCE	0- 1	3- 4					
2- 1	0- 0	0- 0	HOME	0- 0	2- 0					
1- 8	0- 2	0- 1	AWAY	0- 1	1- 4					
0- 0	0- 0	0- 0	NEUTRAL	0- 0	0- 0					
11- 6	0- 0	0- 0	CONFERENCE	0- 0	10- 5					
8- 0	0- 0	0- 0	HOME	0- 0	7- 0					
3- 5	0- 0	0- 0	AWAY	0- 0	3- 4					
0- 1	0- 0	0- 0	NEUTRAL	0- 0	0- 1					

RPI 1-25				RPI 26-50				RPI 51-100				RPI 101+ Team's RPI: 207			
RPI	S	Opponent	Score	RPI	S	Opponent	Score	RPI	S	Opponent	Score	RPI	S	Opponent	Score
2	A	Maryland	46 73	50	A	Michigan St.	41 71	74	A	Syracuse	37 56	104	A	N.C. A&T	51 56
13	A	Ohio St.	35 68									104	H	N.C. A&T	68 66
												137	H	Kent St.	56 66
												170	A	William & Mary	41 54
												188	H	Coppin St.	52 51
												195	A	Northeastern	61 38
												206	A	Md.-East. Shore	52 55
												206	H	Md.-East. Shore	59 57
												210	A	Georgia St.	50 55
												212	A	Hampton	64 68
												212	N	Hampton	56 58
												222	A	St. Peter's	40 49
												225	A	Morgan St.	59 56
												225	H	Morgan St.	60 50
												228	A	Navy	45 55
												261	A	Florida A&M	33 58
												261	H	Florida A&M	62 31
												282	H	Fairleigh Dickinson	46 35
												308	A	Howard	45 32
												320	A	Bethune-Cookman	55 65
												320	H	Bethune-Cookman	54 51
												324	H	Winston-Salem	42 35
												334	H	South Carolina St.	62 49
												340	A	Norfolk St.	70 64
												340	H	Norfolk St.	79 47
LAST 12 Division I GAMES:															
		212 N Hampton	56 58			340 H Norfolk St.	79 47								
		206 A Md.-East. Shore	52 55			308 A Howard	45 32								
		225 A Morgan St.	59 56			212 A Hampton	64 68								
		261 A Florida A&M	33 58			225 H Morgan St.	60 50								
		320 A Bethune-Cookman	55 65			188 H Coppin St.	52 51								
		104 H N.C. A&T	68 66			261 H Florida A&M	62 31								

Non-Div I Games: Cheyney 80 50

Delaware St.

■ Loss,
 ■ Non-Conf,
 ■ S Site,
 ■ Home
 ■ A Away
 N Neutral

Average RPI Win:	215	WON-LOST	WINNING	LAST 12	STRENGTH OF	OPP. STRENGTH	TEAM	ADJ.	CONF.	ADJ CONF.
Average RPI Loss:	140	RECORD	PCT. RANK	GAMES	SCHEDULE	OF SCHEDULE	RPI	RPI	RPI	RPI
DIV. I ONLY	16- 15	157	6- 6	225	144	183	183	13	13	
DIV. I NON-CONF.	5- 6	187	0- 0	230	168	201	202	13	13	
TOTALS	RPI 1-25	RPI 26-50	W-L RECORDS	RPI 51-100	RPI 150+					
16- 15	0- 1	0- 1	OVERALL	1- 4	14- 8					
11- 4	0- 1	0- 1	HOME	1- 1	9- 0					
4- 10	0- 0	0- 0	AWAY	0- 2	4- 8					
1- 1	0- 0	0- 0	NEUTRAL	0- 1	1- 0					
5- 6	0- 0	0- 1	NON-CONFERENCE	0- 2	5- 2					
3- 3	0- 0	0- 1	HOME	0- 1	3- 0					
2- 3	0- 0	0- 0	AWAY	0- 1	2- 2					
0- 0	0- 0	0- 0	NEUTRAL	0- 0	0- 0					
11- 9	0- 1	0- 0	CONFERENCE	1- 2	9- 6					
8- 1	0- 1	0- 0	HOME	1- 0	6- 0					
2- 7	0- 0	0- 0	AWAY	0- 1	2- 6					
1- 1	0- 0	0- 0	NEUTRAL	0- 1	1- 0					

RPI 1-25	RPI 26-50	RPI 51-100	RPI 101+ Team's RPI: 183
RPI S Opponent Score	RPI S Opponent Score	RPI S Opponent Score	RPI S Opponent Score
22 H Middle Tenn. 49 77	48 H Montana 63 68	69 H Nebraska 55 76	119 H South Ala. 61 56
		72 A Creighton 68 82	144 H Wyoming 54 61
		73 A UALR 53 58	158 A Arkansas St. 65 72
		73 N UALR 60 70	158 H Arkansas St. 64 63
		95 H Western Ky. 66 50	162 A Utah Valley 72 87
			176 H North Dakota St. 56 49
			177 A Troy 64 54
			179 A La.-Monroe 41 65
			179 H La.-Monroe 58 47
			185 A New Orleans 46 63
			185 H New Orleans 60 52
			194 A Fla. Atlantic 58 66
			194 H Fla. Atlantic 76 66
			197 A Colorado St. 69 53
			224 A North Texas 69 76
			224 H North Texas 61 48
			224 N North Texas 67 63
			245 A FIU 52 55
			254 H UC Davis 64 50
			258 A Columbia 56 67
			293 A Northern Ariz. 76 60
			304 H Air Force 84 42
			328 A La.-Lafayette 67 46
			328 H La.-Lafayette 74 59
LAST 12 Division I GAMES:			
73 N UALR 60 70	185 H New Orleans 60 52		
224 N North Texas 67 63	194 A Fla. Atlantic 58 66		
224 H North Texas 61 48	73 A UALR 53 58		
179 A La.-Monroe 41 65	22 H Middle Tenn. 49 77		
158 A Arkansas St. 65 72	177 A Troy 64 54		
328 H La.-Lafayette 74 59	119 H South Ala. 61 56		

Non-Div I Games:

Denver

■ Loss,
 ■ Non-Conf, S Site,
 ■ Home
 ■ Away
 N Neutral

Average RPI Win:	238	WON-LOST	WINNING	LAST 12	STRENGTH OF	OPP. STRENGTH	TEAM	ADJ.	CONF.	ADJ CONF.
Average RPI Loss:	120	RECORD	PCT. RANK	GAMES	SCHEDULE	OF SCHEDULE	RPI	RPI	RPI	RPI
DIV. I ONLY	12- 19	229	6- 6	166	155	227	221	15	15	
DIV. I NON-CONF.	4- 7	222	0- 0	135	97	198	196	14	14	
TOTALS	RPI 1-25	RPI 26-50	W-L RECORDS	RPI 51-100	RPI 150+					
12- 19	0- 1	0- 5	OVERALL	1- 1	10- 5					
7- 6	0- 0	0- 1	HOME	1- 0	6- 1					
5- 13	0- 1	0- 4	AWAY	0- 1	4- 4					
0- 0	0- 0	0- 0	NEUTRAL	0- 0	0- 0					
4- 7	0- 1	0- 2	NON-CONFERENCE	1- 1	3- 1					
2- 1	0- 0	0- 0	HOME	1- 0	1- 0					
2- 6	0- 1	0- 2	AWAY	0- 1	2- 1					
0- 0	0- 0	0- 0	NEUTRAL	0- 0	0- 0					
8- 12	0- 0	0- 3	CONFERENCE	0- 0	7- 4					
5- 5	0- 0	0- 1	HOME	0- 0	5- 1					
3- 7	0- 0	0- 2	AWAY	0- 0	2- 3					
0- 0	0- 0	0- 0	NEUTRAL	0- 0	0- 0					

RPI	S	Opponent	Score	RPI	S	Opponent	Score	RPI	S	Opponent	Score	RPI	S	Opponent	Score	Team's RPI: 221
14	A	Iowa St.	39 75	42	A	Green Bay	43 62	56	H	Georgia	70 66	106	A	Canisius	59 80	
				42	A	Green Bay	46 60	96	A	Cincinnati	59 66	120	A	Butler	42 60	
				42	H	Green Bay	44 59					120	H	Butler	48 71	
				46	A	Bowling Green	42 72					123	A	Cleveland St.	50 60	
				50	A	Michigan St.	48 85					123	H	Cleveland St.	55 70	
LAST 12 Division I GAMES:																
				42	A	Green Bay	46 60	315	A	Youngstown St.	70 62	131	H	Indiana St.	60 74	
				285	H	Loyola (IL)	72 67	42	H	Green Bay	44 59	145	A	Valparaiso	62 47	
				285	H	Loyola (IL)	57 49	211	H	Milwaukee	59 50	145	H	Valparaiso	65 70	
				190	H	Ill.-Chicago	63 55	120	A	Butler	42 60	181	A	Wright St.	58 65	
				181	H	Wright St.	50 63	145	A	Valparaiso	62 47	181	H	Wright St.	50 63	
				123	A	Cleveland St.	50 60	181	A	Wright St.	58 65	190	A	Ill.-Chicago	66 69	
												190	H	Ill.-Chicago	63 55	
												199	H	Morehead St.	60 54	
												211	A	Milwaukee	57 75	
												211	H	Milwaukee	59 50	
												241	A	Eastern Mich.	76 75	
												285	A	Loyola (IL)	71 64	
												285	H	Loyola (IL)	57 49	
												285	H	Loyola (IL)	72 67	
												315	A	Youngstown St.	70 62	
												315	H	Youngstown St.	73 50	
												317	A	Albany (NY)	49 62	
												333	A	Colgate	61 51	

Non-Div I Games:

Detroit

■ Loss,
■ Non-Conf, S Site,
■ Home
■ Away
N Neutral

Drake

Average RPI Win: **198**
 Average RPI Loss: **90**

WON-LOST
 RECORD

WINNING
 PCT. RANK

LAST 12
 GAMES

Through Games Of Sunday, March 15, 2009

STRENGTH OF
 SCHEDULE

OPP. STRENGTH
 OF SCHEDULE

TEAM
 RPI

ADJ.
 RPI

CONF.
 RPI

ADJ CONF.
 RPI

DIV. I ONLY	19- 12	100	7- 5	126	102	102	105	10	10
DIV. I NON-CONF.	6- 5	133	0- 0	145	198	138	138	9	9
TOTALS	RPI 1-25	RPI 26-50	W-L RECORDS	RPI 51-100	RPI 150+				
19- 12	0- 1	0- 2	OVERALL	1- 5	16- 2				
11- 3	0- 0	0- 1	HOME	0- 2	9- 0				
7- 8	0- 1	0- 1	AWAY	1- 2	6- 2				
1- 1	0- 0	0- 0	NEUTRAL	0- 1	1- 0				
6- 5	0- 1	0- 2	NON-CONFERENCE	0- 1	6- 1				
4- 1	0- 0	0- 1	HOME	0- 0	4- 0				
2- 4	0- 1	0- 1	AWAY	0- 1	2- 1				
0- 0	0- 0	0- 0	NEUTRAL	0- 0	0- 0				
13- 7	0- 0	0- 0	CONFERENCE	1- 4	10- 1				
7- 2	0- 0	0- 0	HOME	0- 2	5- 0				
5- 4	0- 0	0- 0	AWAY	1- 1	4- 1				
1- 1	0- 0	0- 0	NEUTRAL	0- 1	1- 0				

RPI 1-25				RPI 26-50				RPI 51-100				RPI 101+				Team's RPI: 105	
RPI	S	Opponent	Score	RPI	S	Opponent	Score	RPI	S	Opponent	Score	RPI	S	Opponent	Score		
14	A	Iowa St.	52 65	37	H	Iowa	53 71	53	A	Illinois St.	51 61	114	A	Bradley	80 87		
				42	A	Green Bay	53 64					114	H	Bradley	71 51		
								59	A	Wisconsin	39 55	131	A	Indiana St.	38 50		
								72	A	Creighton	51 44	131	H	Indiana St.	63 38		
								72	H	Creighton	65 68	153	A	Evansville	62 61		
								72	N	Creighton	35 53	153	H	Evansville	69 47		
												172	A	UNI	58 60		
												172	H	UNI	70 60		
												172	N	UNI	68 57		
												188	H	Coppin St.	64 47		
												202	A	Missouri St.	66 60		
												202	H	Missouri St.	56 44		
												214	A	Wichita St.	65 50		
												214	H	Wichita St.	80 60		
												229	A	Southern Ill.	79 69		
												229	H	Southern Ill.	57 46		
												234	H	Texas St.	72 54		
												258	H	Columbia	69 59		
												259	H	Western Mich.	67 55		
												263	A	Chicago St.	66 78		
												268	A	Tennessee Tech	69 58		
												296	A	Weber St.	63 48		
LAST 12 Division I GAMES:																	
				72	N	Creighton	35 53	172	A	UNI	58 60						
				172	N	UNI	68 57	153	H	Evansville	69 47						
				131	H	Indiana St.	63 38	229	H	Southern Ill.	57 46						
				53	H	Illinois St.	57 64	202	A	Missouri St.	66 60						
				72	A	Creighton	51 44	214	A	Wichita St.	65 50						
				114	A	Bradley	80 87	72	H	Creighton	65 68						

D
r
a
k
eD
r
a
k
e

Non-Div I Games:

Drake

Loss, Non-Conf, S Site, H Home A Away N Neutral

Average RPI Win: 169	WON-LOST	WINNING	LAST 12	STRENGTH OF	OPP. STRENGTH	TEAM	ADJ.	CONF.	ADJ CONF.
Average RPI Loss: 130	RECORD	PCT. RANK	GAMES	SCHEDULE	OF SCHEDULE	RPI	RPI	RPI	RPI
DIV. I ONLY	24- 8	36	12- 0	129	105	61	63	9	9
DIV. I NON-CONF.	5- 6	187	0- 0	217	152	196	197	10	10
TOTALS	RPI 1-25	RPI 26-50	W-L RECORDS	RPI 51-100	RPI 150+				
24- 8	0- 0	1- 1	OVERALL	3- 2	15- 4				
10- 2	0- 0	1- 1	HOME	1- 0	6- 1				
11- 4	0- 0	0- 0	AWAY	1- 1	8- 2				
3- 2	0- 0	0- 0	NEUTRAL	1- 1	1- 1				
5- 6	0- 0	0- 1	NON-CONFERENCE	0- 1	3- 3				
1- 2	0- 0	0- 1	HOME	0- 0	0- 1				
3- 2	0- 0	0- 0	AWAY	0- 0	2- 1				
1- 2	0- 0	0- 0	NEUTRAL	0- 1	1- 1				
19- 2	0- 0	1- 0	CONFERENCE	3- 1	12- 1				
9- 0	0- 0	1- 0	HOME	1- 0	6- 0				
8- 2	0- 0	0- 0	AWAY	1- 1	6- 1				
2- 0	0- 0	0- 0	NEUTRAL	1- 0	0- 0				

RPI S	Opponent	Score	RPI S	Opponent	Score	RPI S	Opponent	Score	RPI S	Opponent	Score
33	H VCU	74 69	43	H Richmond	60 73	52	N Minnesota	50 74	116	A Towson	59 45
						57	A James Madison	56 60	116	H Towson	60 41
						57	A James Madison	64 58	116	N Towson	53 48
						88	H Old Dominion	67 55	127	A American	65 74
						88	N Old Dominion	62 41	128	A Colorado	67 63
									143	H St. Joseph's	76 61
									155	A Hofstra	57 50
									155	H Hofstra	71 66
									168	A UNC Wilmington	55 50
									170	A William & Mary	57 63
									170	H William & Mary	76 74
									173	H Army	49 55
									174	A Delaware	56 40
									174	H Delaware	54 33
									180	A Bucknell	44 35
									187	N Holy Cross	58 63
									195	A Northeastern	58 53
									195	H Northeastern	61 51
									210	A Georgia St.	72 53
									210	H Georgia St.	74 65
									233	A La Salle	46 48
									275	A Penn	62 52
									298	A George Mason	71 52
									298	H George Mason	64 47
									322	N Maine	87 55
LAST 12 Division I GAMES:											
57	A James Madison	64 58	195	A Northeastern	58 53						
88	N Old Dominion	62 41	174	H Delaware	54 33						
116	N Towson	53 48	210	A Georgia St.	72 53						
116	A Towson	59 45	88	H Old Dominion	67 55						
298	H George Mason	64 47	170	H William & Mary	76 74						
33	H VCU	74 69	298	A George Mason	71 52						

Non-Div I Games:

Drexel

■ Loss,
 ■ Non-Conf, S Site,
 ■ Home
 ■ Away
 N Neutral

Average RPI Win: 88		WON-LOST	WINNING	LAST 12	STRENGTH OF		OPP. STRENGTH	TEAM	ADJ.	CONF.	ADJ CONF.
Average RPI Loss: 19		RECORD	PCT. RANK	GAMES	SCHEDULE		OF SCHEDULE	RPI	RPI	RPI	RPI
DIV. I ONLY		26- 5	16	9- 3	7		2	5	5	2	2
DIV. I NON-CONF.		13- 1	6	1- 0	77		8	13	12	3	3
TOTALS		RPI 1-25	RPI 26-50		W-L RECORDS		RPI 51-100		RPI 150+		
26- 5	8- 4	3- 0		OVERALL		4- 1		4- 0			
14- 0	4- 0	3- 0		HOME		1- 0		2- 0			
8- 3	2- 3	0- 0		AWAY		3- 0		0- 0			
4- 2	2- 1	0- 0		NEUTRAL		0- 1		2- 0			
13- 1	3- 0	1- 0		NON-CONFERENCE		3- 1		4- 0			
7- 0	2- 0	1- 0		HOME		1- 0		2- 0			
4- 0	1- 0	0- 0		AWAY		2- 0		0- 0			
2- 1	0- 0	0- 0		NEUTRAL		0- 1		2- 0			
13- 4	5- 4	2- 0		CONFERENCE		1- 0		0- 0			
7- 0	2- 0	2- 0		HOME		0- 0		0- 0			
4- 3	1- 3	0- 0		AWAY		1- 0		0- 0			
2- 1	2- 1	0- 0		NEUTRAL		0- 0		0- 0			

RPI	S	Opponent	Score	RPI	S	Opponent	Score	RPI	S	Opponent	Score	RPI	S	Opponent	Score
2	A	Maryland	59 77	36	H	Georgia Tech	60 34	60	A	Southern California	97 89	103	A	North Carolina St.	61 58
2	H	Maryland	68 65	37	H	Iowa	71 47	61	A	Wake Forest	83 50	109	H	Clemson	77 53
2	N	Maryland	89 92	40	H	Boston College	69 58	65	H	Oklahoma St.	77 68	130	H	Miami (FL)	73 58
9	A	Tennessee	62 54					67	N	Hartford	51 53	132	A	Virginia Tech	57 52
10	H	Stanford	56 52					95	A	Western Ky.	59 56	132	H	Virginia Tech	62 46
11	A	North Carolina	60 75									136	A	Providence	66 49
11	H	North Carolina	81 79									142	H	Michigan	60 45
12	A	Florida St.	75 82									157	H	Quinnipiac	78 50
12	N	Florida St.	75 57									195	N	Siena	86 41
19	A	Virginia	81 67									230	N	Southern U.	93 52
19	N	Virginia	76 53									322	H	Maine	98 31
24	H	Temple	87 52												
LAST 12 Division I GAMES:															
		2 N Maryland	89 92			132 H Virginia Tech	62 46								
		12 N Florida St.	75 57			9 A Tennessee	62 54								
		19 N Virginia	76 53			109 H Clemson	77 53								
		11 H North Carolina	81 79			11 A North Carolina	60 75								
		61 A Wake Forest	83 50			19 A Virginia	81 67								
		2 A Maryland	59 77			40 H Boston College	69 58								

Non-Div I Games:

Duke

Average RPI Win:	203	WON-LOST	WINNING	LAST 12	STRENGTH OF	OPP. STRENGTH	TEAM	ADJ.	CONF.	ADJ CONF.
Average RPI Loss:	61	RECORD	PCT. RANK	GAMES	SCHEDULE	OF SCHEDULE	RPI	RPI	RPI	RPI
DIV. I ONLY	20- 11	80	9- 3	131	92	89	89	7	7	
DIV. I NON-CONF.	10- 5	85	0- 0	258	151	128	132	7	7	
TOTALS	RPI 1-25	RPI 26-50	W-L RECORDS	RPI 51-100	RPI 150+					
20- 11	1- 3	1- 2	OVERALL	1- 4	15- 0					
11- 3	1- 1	1- 0	HOME	0- 1	7- 0					
7- 7	0- 1	0- 2	AWAY	1- 3	6- 0					
2- 1	0- 1	0- 0	NEUTRAL	0- 0	2- 0					
10- 5	0- 2	0- 0	NON-CONFERENCE	0- 1	10- 0					
5- 2	0- 1	0- 0	HOME	0- 0	5- 0					
4- 2	0- 0	0- 0	AWAY	0- 1	4- 0					
1- 1	0- 1	0- 0	NEUTRAL	0- 0	1- 0					
10- 6	1- 1	1- 2	CONFERENCE	1- 3	5- 0					
6- 1	1- 0	1- 0	HOME	0- 1	2- 0					
3- 5	0- 1	0- 2	AWAY	1- 2	2- 0					
1- 0	0- 0	0- 0	NEUTRAL	0- 0	1- 0					

RPI S	Opponent	Score	RPI S	Opponent	Score	RPI S	Opponent	Score	RPI S	Opponent	Score
8 N	Auburn	67 87	38 A	Charlotte	78 83	68 A	St. Bonaventure	70 68	110 H	Missouri	65 76
16 H	Pittsburgh	47 66	38 A	Charlotte	57 81	68 H	St. Bonaventure	55 61	116 A	Towson	56 59
23 A	Xavier	45 82	43 H	Richmond	59 55	76 A	Dayton	75 77	134 H	St. Louis	84 66
24 H	Temple	68 57				80 A	George Washington	82 85	143 H	St. Joseph's	53 51
						98 A	West Virginia	41 59	193 H	St. Francis (PA)	87 59
									199 H	Morehead St.	83 57
									213 A	Binghamton	68 56
									217 A	Massachusetts	75 61
									217 N	Massachusetts	72 51
									219 H	Rhode Island	71 54
									233 A	La Salle	66 51
									236 A	Robert Morris	63 59
									244 A	Mt. St. Mary's	66 59
									249 A	IPFW	77 64
									257 H	Cornell	93 49
									265 H	Fordham	65 57
									275 H	Penn	78 45
									305 H	Niagara	100 42
									326 N	Brown	84 54
LAST 12 Division I GAMES:											
38 A	Charlotte	57 81	217 A	Massachusetts	75 61						
217 N	Massachusetts	72 51	134 H	St. Louis	84 66						
219 H	Rhode Island	71 54	38 A	Charlotte	78 83						
233 A	La Salle	66 51	143 H	St. Joseph's	53 51						
265 H	Fordham	65 57	43 H	Richmond	59 55						
68 A	St. Bonaventure	70 68	68 H	St. Bonaventure	55 61						

Non-Div I Games:

Duquesne

■ Loss,
 ■ Non-Conf,
 S Site,
 ■ Home
 ■ Away
 N Neutral

East Carolina

Through Games Of Sunday, March 15, 2009

Average RPI Win:	210	WON-LOST	WINNING	LAST 12	STRENGTH OF	OPP. STRENGTH	TEAM	ADJ.	CONF.	ADJ CONF.
Average RPI Loss:	112	RECORD	PCT. RANK	GAMES	SCHEDULE	OF SCHEDULE	RPI	RPI	RPI	RPI
DIV. I ONLY	18- 13	114	6- 6	147	154	123	125	11	11	
DIV. I NON-CONF.	9- 4	80	0- 0	122	279	85	87	11	11	
TOTALS	RPI 1-25	RPI 26-50	W-L RECORDS	RPI 51-100	RPI 150+					
18- 13	0- 1	0- 2	OVERALL	0- 2	16- 3					
12- 2	0- 0	0- 0	HOME	0- 0	10- 0					
3- 9	0- 1	0- 1	AWAY	0- 1	3- 3					
3- 2	0- 0	0- 1	NEUTRAL	0- 1	3- 0					
9- 4	0- 1	0- 2	NON-CONFERENCE	0- 0	9- 0					
5- 1	0- 0	0- 0	HOME	0- 0	5- 0					
2- 2	0- 1	0- 1	AWAY	0- 0	2- 0					
2- 1	0- 0	0- 1	NEUTRAL	0- 0	2- 0					
9- 9	0- 0	0- 0	CONFERENCE	0- 2	7- 3					
7- 1	0- 0	0- 0	HOME	0- 0	5- 0					
1- 7	0- 0	0- 0	AWAY	0- 1	1- 3					
1- 1	0- 0	0- 0	NEUTRAL	0- 1	1- 0					

RPI S	Opponent	Score	RPI S	Opponent	Score	RPI S	Opponent	Score	RPI S	Opponent	Score	Team's RPI: 125
19	A Virginia	67 80	33	A VCU	67 78	84	A SMU	73 80	104	H N.C. A&T	53 72	
			34	N Marist	58 62	84	N SMU	69 77	111	H Houston	65 66	
									117	A UCF	72 83	
									117	H UCF	86 83	
									124	A Tulane	69 72	
									135	A Southern Miss.	60 68	
									135	H Southern Miss.	64 58	
									154	A Marshall	83 85	
									154	H Marshall	70 47	
									160	H UTEP	73 43	
									168	A UNC Wilmington	68 63	
									169	N Mercer	61 57	
									194	N Fla. Atlantic	68 63	
									200	A Memphis	68 74	
									200	H Memphis	83 66	
									204	A UAB	70 60	
									204	H UAB	70 64	
									204	N UAB	73 59	
									212	H Hampton	74 58	
									245	A FIU	66 47	
									251	H Rice	79 54	
									252	A Tulsa	64 67	
									264	H Gardner-Webb	81 54	
									269	H Appalachian St.	80 75	
									289	H N.C. Central	98 39	
									339	H Presbyterian	61 28	
LAST 12 Division I GAMES:												
			84	N SMU	69 77		117	H UCF	86 83			
			204	N UAB	73 59		135	H Southern Miss.	64 58			
			111	H Houston	65 66		124	A Tulane	69 72			
			251	H Rice	79 54		160	H UTEP	73 43			
			204	A UAB	70 60		135	A Southern Miss.	60 68			
			200	A Memphis	68 74		117	A UCF	72 83			

Non-Div I Games:

East Carolina

Loss, Non-Conf, S Site, H Home A Away N Neutral

Average RPI Win:	206	WON-LOST	WINNING	LAST 12	STRENGTH OF	OPP. STRENGTH	TEAM	ADJ.	CONF.	ADJ CONF.
Average RPI Loss:	114	RECORD	PCT. RANK	GAMES	SCHEDULE	OF SCHEDULE	RPI	RPI	RPI	RPI
DIV. I ONLY	20- 10	69	9- 3	111	169	83	82	18	18	
DIV. I NON-CONF.	8- 8	152	2- 2	66	122	109	109	17	17	
TOTALS	RPI 1-25	RPI 26-50	W-L RECORDS	RPI 51-100	RPI 150+					
20- 10	0- 1	0- 0	OVERALL	2- 5	15- 4					
9- 3	0- 1	0- 0	HOME	0- 1	8- 1					
9- 7	0- 0	0- 0	AWAY	2- 4	6- 3					
2- 0	0- 0	0- 0	NEUTRAL	0- 0	1- 0					
8- 8	0- 1	0- 0	NON-CONFERENCE	2- 5	6- 2					
4- 2	0- 1	0- 0	HOME	0- 1	4- 0					
4- 6	0- 0	0- 0	AWAY	2- 4	2- 2					
0- 0	0- 0	0- 0	NEUTRAL	0- 0	0- 0					
12- 2	0- 0	0- 0	CONFERENCE	0- 0	9- 2					
5- 1	0- 0	0- 0	HOME	0- 0	4- 1					
5- 1	0- 0	0- 0	AWAY	0- 0	4- 1					
2- 0	0- 0	0- 0	NEUTRAL	0- 0	1- 0					

RPI 1-25				RPI 26-50				RPI 51-100 Team's RPI: 82				RPI 101+			
RPI	S	Opponent	Score	RPI	S	Opponent	Score	RPI	S	Opponent	Score	RPI	S	Opponent	Score
25	H	Vanderbilt	55 66					56	A	Georgia	57 77	141	A	Jacksonville	65 54
								61	A	Wake Forest	66 72	141	H	Jacksonville	86 77
								64	A	Fla. Gulf Coast	75 67	141	N	Jacksonville	58 52
								64	H	Fla. Gulf Coast	69 71	153	A	Evansville	73 83
								78	A	Kentucky	59 50	165	A	Kennesaw St.	79 78
								81	A	Liberty	54 64	165	H	Kennesaw St.	73 66
								92	A	Chattanooga	71 77	169	A	Mercer	61 77
												169	H	Mercer	79 90
												169	N	Mercer	82 60
												178	A	Belmont	86 76
												178	H	Belmont	69 51
												242	A	S.C. Upstate	90 84
												242	H	S.C. Upstate	80 68
												256	A	Campbell	72 64
												256	H	Campbell	87 57
												267	A	North Fla.	73 80
												267	H	North Fla.	56 42
												269	H	Appalachian St.	72 68
												288	A	Stetson	53 52
												288	H	Stetson	92 63
												292	A	Lipscomb	68 55
												292	H	Lipscomb	70 51
LAST 12 Division I GAMES:															
				141	N	Jacksonville	58 52	178	A	Belmont	86 76				
				169	N	Mercer	82 60	292	A	Lipscomb	68 55				
				169	H	Mercer	79 90	64	H	Fla. Gulf Coast	69 71				
				165	H	Kennesaw St.	73 66	288	H	Stetson	92 63				
				242	A	S.C. Upstate	90 84	267	A	North Fla.	73 80				
				256	A	Campbell	72 64	141	A	Jacksonville	65 54				

Non-Div I Games:

East Tenn. St.

■ Loss,
 ■ Non-Conf,
 ■ S Site,
 ■ Home
 ■ Away
 N Neutral

Average RPI Win:	246	WON-LOST	WINNING	LAST 12	STRENGTH OF	OPP. STRENGTH	TEAM	ADJ.	CONF.	ADJ CONF.
Average RPI Loss:	138	RECORD	PCT. RANK	GAMES	SCHEDULE	OF SCHEDULE	RPI	RPI	RPI	RPI
DIV. I ONLY	23- 9	48	10- 2	291	264	125	122	28	28	
DIV. I NON-CONF.	6- 5	133	1- 0	231	115	165	164	27	26	
TOTALS	RPI 1-25	RPI 26-50	W-L RECORDS	RPI 51-100	RPI 150+					
23- 9	0- 0	0- 0	OVERALL	1- 2	22- 2					
13- 1	0- 0	0- 0	HOME	1- 0	12- 0					
8- 7	0- 0	0- 0	AWAY	0- 2	8- 1					
2- 1	0- 0	0- 0	NEUTRAL	0- 0	2- 1					
6- 5	0- 0	0- 0	NON-CONFERENCE	1- 2	5- 0					
4- 0	0- 0	0- 0	HOME	1- 0	3- 0					
0- 5	0- 0	0- 0	AWAY	0- 2	0- 0					
2- 0	0- 0	0- 0	NEUTRAL	0- 0	2- 0					
17- 4	0- 0	0- 0	CONFERENCE	0- 0	17- 2					
9- 1	0- 0	0- 0	HOME	0- 0	9- 0					
8- 2	0- 0	0- 0	AWAY	0- 0	8- 1					
0- 1	0- 0	0- 0	NEUTRAL	0- 0	0- 1					

RPI 1-25				RPI 26-50				RPI 51-100				RPI 101+				Team's RPI: 122	
RPI	S	Opponent	Score	RPI	S	Opponent	Score	RPI	S	Opponent	Score	RPI	S	Opponent	Score		
								53	A	Illinois St.	73	75	114	A	Bradley	69	71
								84	H	SMU	71	65	118	A	Illinois	45	49
								96	A	Cincinnati	47	52	131	A	Indiana St.	51	64
													150	A	Murray St.	51	60
													150	H	Murray St.	69	84
													152	H	Miami (OH)	82	74
													189	A	Austin Peay	69	56
													189	H	Austin Peay	81	70
													189	N	Austin Peay	65	69
													190	H	Ill.-Chicago	58	48
													199	A	Morehead St.	64	55
													199	H	Morehead St.	70	52
													205	A	Tennessee St.	64	48
													205	A	Tennessee St.	89	79
													205	H	Tennessee St.	83	45
													240	A	Southeast Mo. St.	51	58
													240	H	Southeast Mo. St.	73	53
													249	H	IPFW	90	63
													268	A	Tennessee Tech	50	46
													268	H	Tennessee Tech	76	55
													268	H	Tennessee Tech	71	65
													284	N	Mississippi Val.	73	50
													310	A	Eastern Ky.	70	59
													310	H	Eastern Ky.	78	44
													318	A	Jacksonville St.	71	58
													318	H	Jacksonville St.	71	58
LAST 12 Division I GAMES:																	
				189	N	Austin Peay	65	69	338	H	Tenn.-Martin	63	53				
				205	A	Tennessee St.	64	48	310	A	Eastern Ky.	70	59				
				268	H	Tennessee Tech	71	65	199	A	Morehead St.	64	55				
				205	A	Tennessee St.	89	79	240	H	Southeast Mo. St.	73	53				
				189	A	Austin Peay	69	56	190	H	Ill.-Chicago	58	48				
				150	H	Murray St.	69	84	318	H	Jacksonville St.	71	58				

Non-Div I Games: SIU Edwardsville 76 58

Eastern Ill.

RPI	S	Opponent	Score	
331	N	Savannah St.	62	40
338	A	Tenn.-Martin	55	49
338	H	Tenn.-Martin	63	53

Eastern Ill.

E
a
s
t
e
r
n
I
l
l
.

E
a
s
t
e
r
n
I
l
l
.

Average RPI Win:	305	WON-LOST	WINNING	LAST 12	STRENGTH OF	OPP. STRENGTH	TEAM	ADJ.	CONF.	ADJ CONF.
Average RPI Loss:	176	RECORD	PCT. RANK	GAMES	SCHEDULE	OF SCHEDULE	RPI	RPI	RPI	RPI
DIV. I ONLY	5- 18	309	1- 10	265	293	311	310	28	28	
DIV. I NON-CONF.	1- 4	294	0- 0	77	78	230	230	27	26	
TOTALS	RPI 1-25	RPI 26-50	W-L RECORDS	RPI 51-100	RPI 150+					
5- 18	0- 1	0- 0	OVERALL	0- 2	5- 11					
3- 8	0- 0	0- 0	HOME	0- 1	3- 5					
2- 10	0- 1	0- 0	AWAY	0- 1	2- 6					
0- 0	0- 0	0- 0	NEUTRAL	0- 0	0- 0					
1- 4	0- 1	0- 0	NON-CONFERENCE	0- 2	1- 1					
0- 2	0- 0	0- 0	HOME	0- 1	0- 1					
1- 2	0- 1	0- 0	AWAY	0- 1	1- 0					
0- 0	0- 0	0- 0	NEUTRAL	0- 0	0- 0					
4- 14	0- 0	0- 0	CONFERENCE	0- 0	4- 10					
3- 6	0- 0	0- 0	HOME	0- 0	3- 4					
1- 8	0- 0	0- 0	AWAY	0- 0	1- 6					
0- 0	0- 0	0- 0	NEUTRAL	0- 0	0- 0					

RPI 1-25				RPI 26-50				RPI 51-100				RPI 101+ Team's RPI: 310			
RPI	S	Opponent	Score	RPI	S	Opponent	Score	RPI	S	Opponent	Score	RPI	S	Opponent	Score
25	A	Vanderbilt	38 80					65	A	Oklahoma St.	35 90	122	A	Eastern Ill.	44 78
								95	H	Western Ky.	54 80	122	H	Eastern Ill.	59 70
												150	A	Murray St.	60 80
												150	H	Murray St.	61 73
												181	H	Wright St.	47 53
												189	A	Austin Peay	66 70
												189	H	Austin Peay	51 67
												199	A	Morehead St.	46 63
												199	H	Morehead St.	48 70
												205	A	Tennessee St.	52 61
												205	H	Tennessee St.	56 67
												240	A	Southeast Mo. St.	54 71
												240	H	Southeast Mo. St.	56 66
												263	A	Chicago St.	71 61
												268	A	Tennessee Tech	64 82
												268	H	Tennessee Tech	66 50
												318	A	Jacksonville St.	55 73
												318	H	Jacksonville St.	67 62
												338	A	Tenn.-Martin	63 60
												338	H	Tenn.-Martin	58 52
LAST 12 Division I GAMES:															
150	A	Murray St.	60 80	268	A	Tennessee Tech	64 82								
338	A	Tenn.-Martin	63 60	205	H	Tennessee St.	56 67								
199	H	Morehead St.	48 70	189	H	Austin Peay	51 67								
122	H	Eastern Ill.	59 70	199	A	Morehead St.	46 63								
240	H	Southeast Mo. St.	56 66	240	A	Southeast Mo. St.	54 71								
318	A	Jacksonville St.	55 73	122	A	Eastern Ill.	44 78								

Non-Div I Games: Bluefield St. 70 37 Ohio Valley 83 53 Houston Baptist 69 81 SIU Edwardsville 44 54 Eastern Ky.

Loss, Non-Conf, S Site, H Home A Away N Neutral

Average RPI Win:	228	WON-LOST	WINNING	LAST 12	STRENGTH OF	OPP. STRENGTH	TEAM	ADJ.	CONF.	ADJ CONF.
Average RPI Loss:	123	RECORD	PCT. RANK	GAMES	SCHEDULE	OF SCHEDULE	RPI	RPI	RPI	RPI
DIV. I ONLY	7- 20	298	4- 8	104	135	244	241	12	12	
DIV. I NON-CONF.	3- 7	255	0- 0	59	123	185	184	12	12	
TOTALS	RPI 1-25	RPI 26-50	W-L RECORDS	RPI 51-100	RPI 150+					
7- 20	0- 1	0- 4	OVERALL	0- 3	7- 6					
6- 7	0- 1	0- 2	HOME	0- 0	6- 2					
1- 10	0- 0	0- 1	AWAY	0- 2	1- 3					
0- 3	0- 0	0- 1	NEUTRAL	0- 1	0- 1					
3- 7	0- 1	0- 1	NON-CONFERENCE	0- 3	3- 1					
3- 2	0- 1	0- 0	HOME	0- 0	3- 1					
0- 3	0- 0	0- 0	AWAY	0- 2	0- 0					
0- 2	0- 0	0- 1	NEUTRAL	0- 1	0- 0					
4- 13	0- 0	0- 3	CONFERENCE	0- 0	4- 5					
3- 5	0- 0	0- 2	HOME	0- 0	3- 1					
1- 7	0- 0	0- 1	AWAY	0- 0	1- 3					
0- 1	0- 0	0- 0	NEUTRAL	0- 0	0- 1					

RPI 1-25				RPI 26-50				RPI 51-100				RPI 101+ Team's RPI: 241			
RPI	S	Opponent	Score	RPI	S	Opponent	Score	RPI	S	Opponent	Score	RPI	S	Opponent	Score
15	H	Notre Dame	63 83	44	N	TCU	55 71	53	A	Illinois St.	47 83	123	A	Cleveland St.	67 76
				46	H	Bowling Green	55 69	57	N	James Madison	76 80	137	A	Kent St.	52 84
				47	A	Ball St.	55 62	76	A	Dayton	54 61	148	A	Central Mich.	62 95
				47	H	Ball St.	59 68					148	H	Central Mich.	56 77
												149	A	Toledo	61 73
												149	H	Toledo	67 80
												152	A	Miami (OH)	56 45
												152	N	Miami (OH)	69 75
												186	A	Northern Ill.	62 69
												186	H	Northern Ill.	53 49
												195	H	Siena	68 54
												201	A	Akron	57 71
												203	H	Ohio	41 52
												221	H	Detroit	75 76
												248	H	Buffalo	69 58
												259	A	Western Mich.	67 76
												259	H	Western Mich.	69 66
												263	H	Chicago St.	68 61
												296	H	Weber St.	77 47
LAST 12 Division I GAMES:															
152	N	Miami (OH)	69 75	152	A	Miami (OH)	56 45								
148	A	Central Mich.	62 95	248	H	Buffalo	69 58								
259	H	Western Mich.	69 66	201	A	Akron	57 71								
149	A	Toledo	61 73	203	H	Ohio	41 52								
47	H	Ball St.	59 68	137	A	Kent St.	52 84								
186	H	Northern Ill.	53 49	46	H	Bowling Green	55 69								

Non-Div I Games: North Dakota 71 80 Madonna 92 38

Eastern Mich.

Loss, Non-Conf, S Site, H Home A Away N Neutral

Average RPI Win:	263	WON-LOST	WINNING	LAST 12	STRENGTH OF	OPP. STRENGTH	TEAM	ADJ.	CONF.	ADJ CONF.
Average RPI Loss:	183	RECORD	PCT. RANK	GAMES	SCHEDULE	OF SCHEDULE	RPI	RPI	RPI	RPI
DIV. I ONLY	8- 19	283	2- 10	240	276	282	281	25	25	
DIV. I NON-CONF.	3- 8	268	0- 0	173	207	257	255	25	25	
TOTALS	RPI 1-25	RPI 26-50	W-L RECORDS	RPI 51-100	RPI 150+					
8- 19	0- 0	0- 3	OVERALL	0- 3	8- 10					
6- 6	0- 0	0- 2	HOME	0- 1	6- 2					
2- 12	0- 0	0- 1	AWAY	0- 1	2- 8					
0- 1	0- 0	0- 0	NEUTRAL	0- 1	0- 0					
3- 8	0- 0	0- 1	NON-CONFERENCE	0- 1	3- 3					
2- 2	0- 0	0- 1	HOME	0- 0	2- 0					
1- 5	0- 0	0- 0	AWAY	0- 0	1- 3					
0- 1	0- 0	0- 0	NEUTRAL	0- 1	0- 0					
5- 11	0- 0	0- 2	CONFERENCE	0- 2	5- 7					
4- 4	0- 0	0- 1	HOME	0- 1	4- 2					
1- 7	0- 0	0- 1	AWAY	0- 1	1- 5					
0- 0	0- 0	0- 0	NEUTRAL	0- 0	0- 0					

RPI S	Opponent	Score	RPI S	Opponent	Score	RPI S	Opponent	Score	RPI S	Opponent	Score	Team's RPI: 281
32	H Gonzaga	56 71	56	N Georgia	51 75	126	H Portland	66 73				
48	A Montana	53 72	97	A Portland St.	60 72	138	A Cal Poly	62 71				
48	H Montana	56 81	97	H Portland St.	55 65	139	A Nevada	49 64				
						164	A UNLV	70 69				
						220	A Utah St.	65 71				
						223	A Montana St.	67 85				
						223	H Montana St.	90 75				
						226	A Idaho	70 80				
						239	H Pacific	63 58				
						271	A Idaho St.	54 71				
						271	H Idaho St.	59 69				
						290	H San Francisco	80 70				
						293	A Northern Ariz.	68 70				
						293	H Northern Ariz.	70 64				
						295	A Northern Colo.	58 80				
						295	H Northern Colo.	53 55				
						296	A Weber St.	82 68				
						296	H Weber St.	69 56				
						300	A Sacramento St.	67 74				
						300	H Sacramento St.	69 64				
						302	A Cal St. Northridge	47 54				
LAST 12 Division I GAMES:												
223	A Montana St.	67 85	293	A Northern Ariz.	68 70							
48	A Montana	53 72	300	A Sacramento St.	67 74							
97	A Portland St.	60 72	48	H Montana	56 81							
295	A Northern Colo.	58 80	223	H Montana St.	90 75							
271	H Idaho St.	59 69	97	H Portland St.	55 65							
296	H Weber St.	69 56	295	H Northern Colo.	53 55							

Non-Div I Games: Eastern Ore. 72 46 Montana Tech 73 63

Eastern Wash.

■ Loss,
 ■ Non-Conf,
 ■ S Site,
 ■ Home
 ■ Away
 N Neutral

Average RPI Win:	247	WON-LOST	WINNING	LAST 12	STRENGTH OF	OPP. STRENGTH	TEAM	ADJ.	CONF.	ADJ CONF.
Average RPI Loss:	177	RECORD	PCT. RANK	GAMES	SCHEDULE	OF SCHEDULE	RPI	RPI	RPI	RPI
DIV. I ONLY	4- 26	328	3- 8	209	253	317	319	19	19	
DIV. I NON-CONF.	1- 7	321	0- 0	250	313	327	326	19	19	
TOTALS	RPI 1-25	RPI 26-50	W-L RECORDS	RPI 51-100	RPI 150+					
4- 26	0- 1	0- 0	OVERALL	0- 7	4- 14					
1- 12	0- 0	0- 0	HOME	0- 3	1- 8					
2- 12	0- 1	0- 0	AWAY	0- 3	2- 5					
1- 2	0- 0	0- 0	NEUTRAL	0- 1	1- 1					
1- 7	0- 1	0- 0	NON-CONFERENCE	0- 0	1- 4					
1- 2	0- 0	0- 0	HOME	0- 0	1- 2					
0- 4	0- 1	0- 0	AWAY	0- 0	0- 1					
0- 1	0- 0	0- 0	NEUTRAL	0- 0	0- 1					
3- 19	0- 0	0- 0	CONFERENCE	0- 7	3- 10					
0- 10	0- 0	0- 0	HOME	0- 3	0- 6					
2- 8	0- 0	0- 0	AWAY	0- 3	2- 4					
1- 1	0- 0	0- 0	NEUTRAL	0- 1	1- 0					

RPI 1-25				RPI 26-50				RPI 51-100				RPI 101+ Team's RPI: 319			
RPI	S	Opponent	Score	RPI	S	Opponent	Score	RPI	S	Opponent	Score	RPI	S	Opponent	Score
16	A	Pittsburgh	49 84					92	A	Chattanooga	51 70	103	A	North Carolina St.	41 65
								92	H	Chattanooga	56 82	104	A	N.C. A&T	60 90
								98	A	Western Caro.	61 77	108	A	Col. of Charleston	42 68
								98	H	Western Caro.	50 78	108	H	Col. of Charleston	55 85
								98	N	Western Caro.	52 71	184	A	Ga. Southern	29 59
								100	A	Samford	55 67	184	H	Ga. Southern	58 67
								100	H	Samford	50 61	184	N	Ga. Southern	57 54
												189	H	Austin Peay	53 81
												192	A	Davidson	58 72
												192	H	Davidson	65 79
												209	A	UNC Greensboro	54 47
												209	H	UNC Greensboro	39 45
												260	A	High Point	48 82
												269	A	Appalachian St.	73 55
												269	H	Appalachian St.	59 63
												274	A	Furman	76 78
												274	H	Furman	60 74
												296	N	Weber St.	80 85
												321	A	Wofford	61 63
												321	H	Wofford	51 56
												324	H	Winston-Salem	62 59
												325	H	Longwood	54 58
LAST 12 Division I GAMES:															
				98	N	Western Caro.	52 71	269	A	Appalachian St.	73 55				
				184	N	Ga. Southern	57 54	192	H	Davidson	65 79				
				209	A	UNC Greensboro	54 47	92	H	Chattanooga	56 82				
				274	H	Furman	60 74	100	H	Samford	50 61				
				321	H	Wofford	51 56	184	A	Ga. Southern	29 59				
				98	A	Western Caro.	61 77	108	A	Col. of Charleston	42 68				

Non-Div I Games: Southern Va. 74 33

Elon

Evansville

Through Games Of Sunday, March 15, 2009

Average RPI Win:	165	WON-LOST	WINNING	LAST 12	STRENGTH OF	OPP. STRENGTH	TEAM	ADJ.	CONF.	ADJ CONF.
Average RPI Loss:	125	RECORD	PCT. RANK	GAMES	SCHEDULE	OF SCHEDULE	RPI	RPI	RPI	RPI
DIV. I ONLY	15- 18	194	6- 6	94	109	152	153	10	10	
DIV. I NON-CONF.	7- 4	99	0- 0	81	176	81	80	9	9	
TOTALS	RPI 1-25	RPI 26-50	W-L RECORDS	RPI 51-100	RPI 150+					
15- 18	0- 1	0- 1	OVERALL	4- 4	8- 6					
7- 7	0- 0	0- 0	HOME	1- 2	4- 2					
3- 11	0- 1	0- 1	AWAY	1- 2	2- 4					
5- 0	0- 0	0- 0	NEUTRAL	2- 0	2- 0					
7- 4	0- 1	0- 1	NON-CONFERENCE	2- 0	4- 1					
4- 1	0- 0	0- 0	HOME	1- 0	2- 0					
2- 3	0- 1	0- 1	AWAY	1- 0	1- 1					
1- 0	0- 0	0- 0	NEUTRAL	0- 0	1- 0					
8- 14	0- 0	0- 0	CONFERENCE	2- 4	4- 5					
3- 6	0- 0	0- 0	HOME	0- 2	2- 2					
1- 8	0- 0	0- 0	AWAY	0- 2	1- 3					
4- 0	0- 0	0- 0	NEUTRAL	2- 0	1- 0					

RPI S	Opponent	Score	RPI S	Opponent	Score	RPI S	Opponent	Score	RPI S	Opponent	Score	Team's RPI: 153
15	A Notre Dame	61 96	47	A Ball St.	78 81	53	A Illinois St.	62 75	105	A Drake	47 69	
						53	H Illinois St.	54 67	105	H Drake	61 62	
						53	N Illinois St.	73 60	114	A Bradley	54 65	
						72	A Creighton	57 68	114	H Bradley	68 80	
						72	H Creighton	47 50	114	N Bradley	84 81	
						72	N Creighton	47 45	120	H Butler	52 70	
						82	H East Tenn. St.	83 73	131	A Indiana St.	59 66	
						100	A Samford	58 54	131	H Indiana St.	65 58	
									150	H Murray St.	57 52	
									172	A UNI	43 62	
									172	H UNI	62 65	
									181	H Wright St.	63 59	
									202	A Missouri St.	67 80	
									202	H Missouri St.	63 76	
									204	N UAB	62 47	
									211	A Milwaukee	62 61	
									214	A Wichita St.	63 56	
									214	H Wichita St.	64 49	
									229	A Southern Ill.	59 65	
									229	H Southern Ill.	70 65	
									229	N Southern Ill.	58 53	
									268	A Tennessee Tech	71 75	
									292	H Lipscomb	74 50	
LAST 12 Division I GAMES:												
						72	N Creighton	47 45	202	A Missouri St.	67 80	
						114	N Bradley	84 81	53	H Illinois St.	54 67	
									131	H Indiana St.	65 58	
									105	A Drake	47 69	
									72	A Creighton	57 68	
									114	H Bradley	68 80	

Non-Div I Games:

Evansville

Loss, Non-Conf, S Site, H Home A Away N Neutral

Average RPI Win:	211	WON-LOST	WINNING	LAST 12	STRENGTH OF	OPP. STRENGTH	TEAM	ADJ.	CONF.	ADJ CONF.
Average RPI Loss:	117	RECORD	PCT. RANK	GAMES	SCHEDULE	OF SCHEDULE	RPI	RPI	RPI	RPI
DIV. I ONLY	6- 24	315	2- 10	77	116	246	245	13	13	
DIV. I NON-CONF.	2- 9	299	0- 0	41	62	218	217	13	13	
TOTALS	RPI 1-25	RPI 26-50	W-L RECORDS	RPI 51-100	RPI 150+					
6- 24	0- 3	0- 3	OVERALL	0- 4	5- 8					
4- 12	0- 2	0- 1	HOME	0- 2	3- 4					
2- 12	0- 1	0- 2	AWAY	0- 2	2- 4					
0- 0	0- 0	0- 0	NEUTRAL	0- 0	0- 0					
2- 9	0- 1	0- 3	NON-CONFERENCE	0- 1	1- 1					
2- 5	0- 1	0- 1	HOME	0- 0	1- 1					
0- 4	0- 0	0- 2	AWAY	0- 1	0- 0					
0- 0	0- 0	0- 0	NEUTRAL	0- 0	0- 0					
4- 15	0- 2	0- 0	CONFERENCE	0- 3	4- 7					
2- 7	0- 1	0- 0	HOME	0- 2	2- 3					
2- 8	0- 1	0- 0	AWAY	0- 1	2- 4					
0- 0	0- 0	0- 0	NEUTRAL	0- 0	0- 0					

RPI	S	Opponent	Score	RPI	S	Opponent	Score	RPI	S	Opponent	Score	RPI	S	Opponent	Score	RPI	S	Opponent	Score	Team's RPI: 245
8	H	Auburn	52 63	40	A	Boston College	65 93	73	H	UALR	51 62	103	H	North Carolina St.	58 42					
22	A	Middle Tenn.	35 68	42	H	Green Bay	45 68	95	A	Western Ky.	74 83	119	A	South Ala.	52 66					
22	H	Middle Tenn.	54 74	45	A	South Fla.	71 99	95	H	Western Ky.	47 54	119	A	South Ala.	44 50					
								98	A	West Virginia	59 67	119	H	South Ala.	47 65					
												125	H	East Carolina	47 66					
												130	H	Miami (FL)	49 66					
												141	A	Jacksonville	43 51					
												158	A	Arkansas St.	63 51					
												158	H	Arkansas St.	55 44					
												177	A	Troy	58 69					
												177	H	Troy	61 62					
												179	A	La.-Monroe	31 53					
												183	H	Denver	55 52					
												184	H	Ga. Southern	49 61					
												185	A	New Orleans	40 59					
												194	A	Fla. Atlantic	82 94					
												194	H	Fla. Atlantic	48 57					
												224	H	North Texas	43 58					
												328	A	La.-Lafayette	64 44					
												334	H	South Carolina St.	64 56					
LAST 12 Division I GAMES:																				
119	A	South Ala.	44 50	158	H	Arkansas St.	55 44													
194	H	Fla. Atlantic	48 57	328	A	La.-Lafayette	64 44													
22	H	Middle Tenn.	54 74	73	H	UALR	51 62													
95	A	Western Ky.	74 83	185	A	New Orleans	40 59													
177	H	Troy	61 62	179	A	La.-Monroe	31 53													
119	A	South Ala.	52 66	224	H	North Texas	43 58													

Non-Div I Games:

FIU

■ Loss,
■ Non-Conf,
■ S Site,
■ H Home
■ A Away
N Neutral

Fairfield

Through Games Of Sunday, March 15, 2009

Average RPI Win:	224	WON-LOST	WINNING	LAST 12	STRENGTH OF	OPP. STRENGTH	TEAM	ADJ.	CONF.	ADJ CONF.
Average RPI Loss:	153	RECORD	PCT. RANK	GAMES	SCHEDULE	OF SCHEDULE	RPI	RPI	RPI	RPI
DIV. I ONLY	18- 13	114	7- 5	218	184	163	166	16	16	
DIV. I NON-CONF.	5- 6	187	0- 0	261	195	219	220	16	16	
TOTALS	RPI 1-25	RPI 26-50	W-L RECORDS	RPI 51-100	RPI 150+					
18- 13	0- 0	1- 3	OVERALL	1- 1	15- 7					
6- 5	0- 0	0- 2	HOME	1- 0	5- 2					
10- 5	0- 0	1- 0	AWAY	0- 1	8- 4					
2- 3	0- 0	0- 1	NEUTRAL	0- 0	2- 1					
5- 6	0- 0	0- 2	NON-CONFERENCE	1- 1	4- 3					
1- 1	0- 0	0- 1	HOME	1- 0	0- 0					
3- 3	0- 0	0- 0	AWAY	0- 1	3- 2					
1- 2	0- 0	0- 1	NEUTRAL	0- 0	1- 1					
13- 7	0- 0	1- 1	CONFERENCE	0- 0	11- 4					
5- 4	0- 0	0- 1	HOME	0- 0	5- 2					
7- 2	0- 0	1- 0	AWAY	0- 0	5- 2					
1- 1	0- 0	0- 0	NEUTRAL	0- 0	1- 0					

RPI S	Opponent	Score	RPI S	Opponent	Score	RPI S	Opponent	Score	RPI S	Opponent	Score	Team's RPI: 166
34	A Marist	73 65	34	H Marist	52 64	54	A Kansas	60 80	106	A Canisius	54 46	
35	H Villanova	45 61	35	H Villanova	45 61	82	H Sacred Heart	59 58	106	H Canisius	51 55	
40	N Boston College	57 62	40	N Boston College	57 62				106	N Canisius	55 62	
LAST 12 Division I GAMES:												
106	N Canisius	55 62	34	H Marist	52 64	106	A Canisius	51 55	175	A Iona	55 58	
195	N Siena	61 55	305	H Niagara	66 65	106	N Canisius	55 62	175	H Iona	44 62	
255	A Manhattan	56 67	279	A Rider	67 65	195	A Siena	68 57	195	A Siena	73 47	
279	H Rider	46 51	232	A Loyola (MD)	60 41	195	N Siena	61 55	222	A St. Peter's	46 38	
195	A Siena	68 57	195	H Siena	73 47	222	H St. Peter's	65 60	225	N Morgan St.	55 57	
106	H Canisius	51 55	255	H Manhattan	70 51	232	H Loyola (MD)	71 50	232	A Loyola (MD)	60 41	
						244	A Mt. St. Mary's	59 66	249	A IPFW	57 51	
						255	A Manhattan	56 67	255	H Manhattan	70 51	
						257	A Cornell	54 58	257	A Rider	67 65	
						279	H Rider	46 51	279	H Rider	46 51	
						297	A UNC Asheville	69 49	297	A UNC Asheville	69 49	
						305	A Niagara	76 63	305	H Niagara	66 65	
						305	H Niagara	66 65	312	N Wagner	81 59	
						322	A Maine	64 56	322	A Maine	64 56	

Non-Div I Games:

Fairfield

■ Loss,
 ■ Non-Conf,
 ■ S Site,
 ■ H Home
 ■ A Away
 N Neutral

Average RPI Win:	277	WON-LOST	WINNING	LAST 12	STRENGTH OF	OPP. STRENGTH	TEAM	ADJ.	CONF.	ADJ CONF.
Average RPI Loss:	197	RECORD	PCT. RANK	GAMES	SCHEDULE	OF SCHEDULE	RPI	RPI	RPI	RPI
DIV. I ONLY	10- 20	256	6- 6	245	327	279	282	26	27	
DIV. I NON-CONF.	1- 10	329	0- 2	192	337	326	327	28	28	
TOTALS	RPI 1-25	RPI 26-50	W-L RECORDS	RPI 51-100	RPI 150+					
10- 20	0- 0	0- 0	OVERALL	0- 3	10- 17					
6- 8	0- 0	0- 0	HOME	0- 1	6- 7					
4- 11	0- 0	0- 0	AWAY	0- 2	4- 9					
0- 1	0- 0	0- 0	NEUTRAL	0- 0	0- 1					
1- 10	0- 0	0- 0	NON-CONFERENCE	0- 2	1- 8					
1- 4	0- 0	0- 0	HOME	0- 1	1- 3					
0- 6	0- 0	0- 0	AWAY	0- 1	0- 5					
0- 0	0- 0	0- 0	NEUTRAL	0- 0	0- 0					
9- 10	0- 0	0- 0	CONFERENCE	0- 1	9- 9					
5- 4	0- 0	0- 0	HOME	0- 0	5- 4					
4- 5	0- 0	0- 0	AWAY	0- 1	4- 4					
0- 1	0- 0	0- 0	NEUTRAL	0- 0	0- 1					

RPI 1-25				RPI 26-50				RPI 51-100				RPI 101+ Team's RPI: 282						
RPI	S	Opponent	Score	RPI	S	Opponent	Score	RPI	S	Opponent	Score	RPI	S	Opponent	Score			
								68	A	St. Bonaventure	47	71	157	A	Quinnipiac	53	74	
								82	A	Sacred Heart	45	81	157	H	Quinnipiac	80	66	
								86	H	Lehigh	54	90	161	A	Monmouth	60	56	
												161	H	Monmouth	40	60		
												173	A	Army	46	56		
												173	H	Army	37	50		
												191	A	Princeton	47	62		
												193	A	St. Francis (PA)	52	75		
												193	H	St. Francis (PA)	61	78		
												207	A	Delaware St.	35	46		
												215	A	Central Conn. St.	57	71		
												215	H	Central Conn. St.	69	71		
												215	N	Central Conn. St.	51	62		
												222	A	St. Peter's	54	68		
												236	H	Robert Morris	57	62		
												244	A	Mt. St. Mary's	34	62		
												244	H	Mt. St. Mary's	73	69		
												279	H	Rider	64	65		
												301	A	Bryant	53	59		
												301	H	Bryant	59	51		
LAST 12 Division I GAMES:												306	A	Long Island	60	41		
				215	N	Central Conn. St.	51	62	335	A	St. Francis (NY)	64	43	306	H	Long Island	54	39
				306	H	Long Island	54	39	312	A	Wagner	72	66	312	A	Wagner	72	66
				193	A	St. Francis (PA)	52	75	244	H	Mt. St. Mary's	73	69	312	H	Wagner	68	66
				157	A	Quinnipiac	53	74	173	H	Army	37	50	327	H	NJIT	69	79
				301	A	Bryant	53	59	306	A	Long Island	60	41	335	A	St. Francis (NY)	64	43
				215	H	Central Conn. St.	69	71	335	H	St. Francis (NY)	70	64					

Non-Div I Games:

Fairleigh Dickinson

■ Loss,
 ■ Non-Conf,
 ■ S Site,
 ■ Home
 ■ A Away
 N Neutral

RPI	S	Opponent	Score
335	H	St. Francis (NY)	70 64

F
a
i
r
l
e
i
g
h
D
i
c
k
i
n
s
o
n

F
a
i
r
l
e
i
g
h
D
i
c
k
i
n
s
o
n

Fairleigh Dickinson

Average RPI Win:	201	WON-LOST	WINNING	LAST 12	STRENGTH OF	OPP. STRENGTH	TEAM	ADJ.	CONF.	ADJ CONF.
Average RPI Loss:	137	RECORD	PCT. RANK	GAMES	SCHEDULE	OF SCHEDULE	RPI	RPI	RPI	RPI
DIV. I ONLY	12- 17	218	6- 6	143	136	192	194	13	13	
DIV. I NON-CONF.	3- 7	255	0- 0	178	177	249	253	13	13	
TOTALS	RPI 1-25	RPI 26-50	W-L RECORDS	RPI 51-100	RPI 150+					
12- 17	1- 3	0- 0	OVERALL	0- 3	9- 9					
8- 7	1- 1	0- 0	HOME	0- 2	6- 4					
4- 8	0- 2	0- 0	AWAY	0- 1	3- 4					
0- 2	0- 0	0- 0	NEUTRAL	0- 0	0- 1					
3- 7	0- 2	0- 0	NON-CONFERENCE	0- 0	2- 4					
2- 3	0- 1	0- 0	HOME	0- 0	2- 2					
1- 2	0- 1	0- 0	AWAY	0- 0	0- 1					
0- 2	0- 0	0- 0	NEUTRAL	0- 0	0- 1					
9- 10	1- 1	0- 0	CONFERENCE	0- 3	7- 5					
6- 4	1- 0	0- 0	HOME	0- 2	4- 2					
3- 6	0- 1	0- 0	AWAY	0- 1	3- 3					
0- 0	0- 0	0- 0	NEUTRAL	0- 0	0- 0					

RPI	S	Opponent	Score	RPI	S	Opponent	Score	RPI	S	Opponent	Score	RPI	S	Opponent	Score	Team's RPI: 194
6	A	Baylor	45 90					73	H	UALR	40 45	117	A	UCF	68 63	
18	H	Texas	38 87					95	A	Western Ky.	48 66	119	A	South Ala.	45 71	
22	A	Middle Tenn.	64 90					95	H	Western Ky.	77 79	119	H	South Ala.	67 66	
22	H	Middle Tenn.	73 70									125	N	East Carolina	63 68	
												158	A	Arkansas St.	54 44	
												169	N	Mercer	68 74	
												177	A	Troy	53 62	
												177	H	Troy	52 58	
												179	H	La.-Monroe	76 63	
												183	A	Denver	66 76	
												183	H	Denver	66 58	
												184	H	Ga. Southern	67 83	
												185	A	New Orleans	55 65	
												185	H	New Orleans	61 67	
												190	A	Ill.-Chicago	40 53	
												224	A	North Texas	70 69	
												245	A	FIU	57 48	
												245	H	FIU	94 82	
												268	H	Tennessee Tech	70 64	
												320	H	Bethune-Cookman	83 69	
												328	H	La.-Lafayette	61 50	
												334	H	South Carolina St.	78 79	
LAST 12 Division I GAMES:																
185	H	New Orleans	61 67	177	H	Troy	52 58									
245	A	FIU	57 48	185	A	New Orleans	55 65									
95	A	Western Ky.	48 66	328	H	La.-Lafayette	61 50									
22	H	Middle Tenn.	73 70	73	H	UALR	40 45									
119	A	South Ala.	45 71	158	A	Arkansas St.	54 44									
183	H	Denver	66 58	179	H	La.-Monroe	76 63									

Non-Div I Games:

Fla. Atlantic

Average RPI Win:	215	WON-LOST	WINNING	LAST 12	STRENGTH OF	OPP. STRENGTH	TEAM	ADJ.	CONF.	ADJ CONF.
Average RPI Loss:	140	RECORD	PCT. RANK	GAMES	SCHEDULE	OF SCHEDULE	RPI	RPI	RPI	RPI
DIV. I ONLY	24- 4	12	11- 0	233	194	62	64	31	31	
DIV. I NON-CONF.	17- 4	41	7- 0	196	232	70	71	30	30	
TOTALS	RPI 1-25	RPI 26-50	W-L RECORDS	RPI 51-100	RPI 150+					
24- 4	1- 1	0- 0	OVERALL	1- 1	19- 2					
13- 1	1- 0	0- 0	HOME	0- 1	10- 0					
10- 3	0- 1	0- 0	AWAY	1- 0	8- 2					
1- 0	0- 0	0- 0	NEUTRAL	0- 0	1- 0					
17- 4	1- 1	0- 0	NON-CONFERENCE	1- 1	12- 2					
10- 1	1- 0	0- 0	HOME	0- 1	7- 0					
7- 3	0- 1	0- 0	AWAY	1- 0	5- 2					
0- 0	0- 0	0- 0	NEUTRAL	0- 0	0- 0					
7- 0	0- 0	0- 0	CONFERENCE	0- 0	7- 0					
3- 0	0- 0	0- 0	HOME	0- 0	3- 0					
3- 0	0- 0	0- 0	AWAY	0- 0	3- 0					
1- 0	0- 0	0- 0	NEUTRAL	0- 0	1- 0					

RPI S	Opponent	Score	RPI S	Opponent	Score	RPI S	Opponent	Score	RPI S	Opponent	Score
12	A Florida St.	62 81				82	A East Tenn. St.	71 69	117	H UCF	77 64
21	H Florida	88 86				82	H East Tenn. St.	67 75	141	A Jacksonville	68 67
									141	H Jacksonville	64 56
									165	A Kennesaw St.	78 72
									165	H Kennesaw St.	88 79
									169	A Mercer	85 76
									169	H Mercer	65 58
									178	A Belmont	55 60
									178	H Belmont	77 65
									209	A UNC Greensboro	66 50
									242	A S.C. Upstate	102 53
									242	H S.C. Upstate	70 61
									256	A Campbell	75 51
									256	H Campbell	73 46
									257	H Cornell	70 36
									267	A North Fla.	57 48
									267	H North Fla.	63 46
									288	A Stetson	68 77
									288	H Stetson	77 66
									292	A Lipscomb	81 51
									292	H Lipscomb	89 46
									307	H Santa Clara	73 62
									320	A Bethune-Cookman	76 59
									324	N Winston-Salem	57 43

LAST 12 Division I GAMES:

256	A	Campbell	75	51	242	A	S.C. Upstate	102	53
141	A	Jacksonville	68	67	178	H	Belmont	77	65
267	A	North Fla.	57	48	292	H	Lipscomb	89	46
169	H	Mercer	65	58	288	H	Stetson	77	66
165	H	Kennesaw St.	88	79	267	H	North Fla.	63	46
82	A	East Tenn. St.	71	69	141	H	Jacksonville	64	56

Non-Div I Games: Johnson & Wales (FL97 40

Fla. Gulf Coast

Through Games of Sunday, March 13, 1999									
Average RPI Win: 128	WON-LOST	WINNING	LAST 12	STRENGTH OF	OPP. STRENGTH	TEAM	ADJ.	CONF.	ADJ CONF.
Average RPI Loss: 37	RECORD	PCT. RANK	GAMES	SCHEDULE	OF SCHEDULE	RPI	RPI	RPI	RPI
DIV. I ONLY	23- 7	32	7- 5	51	46	22	21	4	4
DIV. I NON-CONF.	14- 1	5	0- 0	99	119	18	17	5	5

TOTALS	RPI 1-25	RPI 26-50	W-L RECORDS	RPI 51-100	RPI 150+				
23- 7	3- 4	2- 0	OVERALL	5- 3	8- 0				
14- 1	2- 0	1- 0	HOME	3- 1	5- 0				
7- 5	1- 3	0- 0	AWAY	2- 2	2- 0				
2- 1	0- 1	1- 0	NEUTRAL	0- 0	1- 0				
14- 1	2- 0	1- 0	NON-CONFERENCE	0- 1	8- 0				
8- 0	1- 0	0- 0	HOME	0- 0	5- 0				
4- 1	1- 0	0- 0	AWAY	0- 1	2- 0				
2- 0	0- 0	1- 0	NEUTRAL	0- 0	1- 0				
9- 6	1- 4	1- 0	CONFERENCE	5- 2	0- 0				
6- 1	1- 0	1- 0	HOME	3- 1	0- 0				
3- 4	0- 3	0- 0	AWAY	2- 1	0- 0				
0- 1	0- 1	0- 0	NEUTRAL	0- 0	0- 0				

RPI	S	Opponent	Score	RPI	S	Opponent	Score	RPI	S	Opponent	Score	RPI	S	Opponent	Score
8	A	Auburn	65 81	30	N	Arizona St.	65 60	56	A	Georgia	75 84	103	A	North Carolina St.	66 61
9	H	Tennessee	66 57	41	H	Mississippi St.	80 66	56	H	Georgia	61 45	113	A	South Carolina	77 63
9	N	Tennessee	67 71					64	A	Fla. Gulf Coast	86 88	113	H	South Carolina	82 66
12	A	Florida St.	72 57					75	A	Arkansas	94 78	115	H	Vermont	85 76
16	H	Pittsburgh	90 83					75	H	Arkansas	74 83	141	H	Jacksonville	74 51
20	A	LSU	47 66					78	H	Kentucky	74 59	152	H	Miami (OH)	75 56
25	A	Vanderbilt	68 84					90	H	Mississippi	75 54	188	H	Coppin St.	75 34
								94	A	Alabama	92 71	203	A	Ohio	74 56
												204	A	UAB	77 75
												229	N	Southern Ill.	67 56
												261	H	Florida A&M	77 55
												288	H	Stetson	82 46
												331	H	Savannah St.	75 55
LAST 12 Division I GAMES:															
		9 N Tennessee	67 71			9 H Tennessee	66 57								
		56 A Georgia	75 84			94 A Alabama	92 71								
		113 H South Carolina	82 66			75 A Arkansas	94 78								
		75 H Arkansas	74 83			78 H Kentucky	74 59								
		20 A LSU	47 66			90 H Mississippi	75 54								
		25 A Vanderbilt	68 84			56 H Georgia	61 45								

Non-Div I Games:

Florida

■ Loss,
 ■ Non-Conf, S Site,
 ■ Home
 ■ Away
 N Neutral

Average RPI Win:	294	WON-LOST	WINNING	LAST 12	STRENGTH OF	OPP. STRENGTH	TEAM	ADJ.	CONF.	ADJ CONF.
Average RPI Loss:	167	RECORD	PCT. RANK	GAMES	SCHEDULE	OF SCHEDULE	RPI	RPI	RPI	RPI
DIV. I ONLY	13- 17	206	5- 7	317	298	266	261	30	30	
DIV. I NON-CONF.	4- 7	222	0- 1	283	138	262	261	31	31	
TOTALS	RPI 1-25	RPI 26-50	W-L RECORDS	RPI 51-100	RPI 150+					
13- 17	0- 2	0- 1	OVERALL	0- 1	13- 10					
8- 4	0- 1	0- 0	HOME	0- 0	8- 3					
3- 12	0- 1	0- 1	AWAY	0- 1	3- 6					
2- 1	0- 0	0- 0	NEUTRAL	0- 0	2- 1					
4- 7	0- 2	0- 1	NON-CONFERENCE	0- 1	4- 1					
3- 1	0- 1	0- 0	HOME	0- 0	3- 0					
1- 6	0- 1	0- 1	AWAY	0- 1	1- 1					
0- 0	0- 0	0- 0	NEUTRAL	0- 0	0- 0					
9- 10	0- 0	0- 0	CONFERENCE	0- 0	9- 9					
5- 3	0- 0	0- 0	HOME	0- 0	5- 3					
2- 6	0- 0	0- 0	AWAY	0- 0	2- 5					
2- 1	0- 0	0- 0	NEUTRAL	0- 0	2- 1					

RPI 1-25					
RPI	S	Opponent	Score		
16	H	Pittsburgh	59	89	
21	A	Florida	55	77	

RPI 26-50					
RPI	S	Opponent	Score		
36	A	Georgia Tech	42	77	

RPI 51-100					
RPI	S	Opponent	Score		
94	A	Alabama	68	70	

Team's RPI: 261					
RPI	S	Opponent	Score		
104	A	N.C. A&T	44	68	
117	A	UCF	69	71	
130	A	Miami (FL)	69	83	
188	A	Coppin St.	45	57	
188	H	Coppin St.	50	54	
188	N	Coppin St.	64	43	
206	A	Md.-East. Shore	38	45	
206	H	Md.-East. Shore	68	72	
207	A	Delaware St.	31	62	
207	H	Delaware St.	58	33	
212	H	Hampton	68	59	
212	N	Hampton	58	70	
225	A	Morgan St.	53	63	
225	H	Morgan St.	64	76	
277	H	Alabama St.	69	47	
308	H	Howard	69	53	
320	A	Bethune-Cookman	57	50	
320	H	Bethune-Cookman	58	57	
324	A	Winston-Salem	64	69	
324	H	Winston-Salem	69	59	
331	A	Savannah St.	48	34	
331	H	Savannah St.	72	44	
334	A	South Carolina St.	75	82	
334	H	South Carolina St.	82	45	
334	N	South Carolina St.	54	50	
340	A	Norfolk St.	78	52	

LAST 12 Division I GAMES:

212	N	Hampton	58	70	207	H	Delaware St.	58	33
188	N	Coppin St.	64	43	206	H	Md.-East. Shore	68	72
334	N	South Carolina St.	54	50	188	A	Coppin St.	45	57
320	A	Bethune-Cookman	57	50	225	A	Morgan St.	53	63
334	A	South Carolina St.	75	82	340	A	Norfolk St.	78	52
324	A	Winston-Salem	64	69	104	A	N.C. A&T	44	68

Non-Div I Games:	Albany St. (GA)	64	46
------------------	-----------------	----	----

Florida A&M

Loss, Non-Conf, S Site, H Home A Away N Neutral

Average RPI Win:	100	WON-LOST	WINNING	LAST 12	STRENGTH OF	OPP. STRENGTH	TEAM	ADJ.	CONF.	ADJ CONF.
Average RPI Loss:	54	RECORD	PCT. RANK	GAMES	SCHEDULE	OF SCHEDULE	RPI	RPI	RPI	RPI
DIV. I ONLY	25- 7	26	9- 3	8	23	12	12	2	2	
DIV. I NON-CONF.	12- 4	52	0- 0	24	41	21	21	3	3	
TOTALS	RPI 1-25	RPI 26-50	W-L RECORDS	RPI 51-100	RPI 150+					
25- 7	6- 5	3- 0	OVERALL	2- 0	4- 1					
12- 3	3- 3	1- 0	HOME	1- 0	2- 0					
10- 0	3- 0	1- 0	AWAY	1- 0	1- 0					
3- 4	0- 2	1- 0	NEUTRAL	0- 0	1- 1					
12- 4	3- 2	0- 0	NON-CONFERENCE	1- 0	4- 1					
7- 1	1- 1	0- 0	HOME	1- 0	2- 0					
3- 0	2- 0	0- 0	AWAY	0- 0	1- 0					
2- 3	0- 1	0- 0	NEUTRAL	0- 0	1- 1					
13- 3	3- 3	3- 0	CONFERENCE	1- 0	0- 0					
5- 2	2- 2	1- 0	HOME	0- 0	0- 0					
7- 0	1- 0	1- 0	AWAY	1- 0	0- 0					
1- 1	0- 1	1- 0	NEUTRAL	0- 0	0- 0					

RPI 1-25				RPI 26-50				RPI 51-100				RPI 101+			
RPI	S	Opponent	Score	RPI	S	Opponent	Score	RPI	S	Opponent	Score	RPI	S	Opponent	Score
1	N	Connecticut	71 83	36	H	Georgia Tech	59 49	61	A	Wake Forest	58 47	103	A	North Carolina St.	64 59
2	H	Maryland	71 72	40	A	Boston College	64 53	64	H	Fla. Gulf Coast	81 62	108	H	Col. of Charleston	70 57
5	H	Duke	82 75	40	N	Boston College	83 71					109	A	Clemson	75 58
5	N	Duke	57 75									109	H	Clemson	80 54
7	H	Texas A&M	60 53									117	H	UCF	82 70
11	H	North Carolina	77 70									121	H	Penn St.	73 60
19	A	Virginia	80 75									130	A	Miami (FL)	75 59
19	H	Virginia	63 68									130	H	Miami (FL)	59 58
20	A	LSU	61 57									132	A	Virginia Tech	67 63
21	H	Florida	57 72									145	N	Valparaiso	74 80
24	A	Temple	86 67									150	N	Murray St.	85 50
LAST 12 Division I GAMES:															
		5 N Duke	57 75			11 H North Carolina	77 70								
		40 N Boston College	83 71			130 A Miami (FL)	75 59								
		61 A Wake Forest	58 47			40 A Boston College	64 53								
		19 H Virginia	63 68			2 H Maryland	71 72								
		130 H Miami (FL)	59 58			5 H Duke	82 75								
		109 A Clemson	75 58			19 A Virginia	80 75								

Non-Div I Games:

Florida St.

Average RPI Win:	274	WON-LOST	WINNING	LAST 12	STRENGTH OF	OPP. STRENGTH	TEAM	ADJ.	CONF.	ADJ CONF.
Average RPI Loss:	129	RECORD	PCT. RANK	GAMES	SCHEDULE	OF SCHEDULE	RPI	RPI	RPI	RPI
DIV. I ONLY	8- 21	289	1- 11	178	160	264	265	7	7	
DIV. I NON-CONF.	7- 8	178	0- 0	274	331	235	239	7	7	
TOTALS	RPI 1-25	RPI 26-50	W-L RECORDS	RPI 51-100	RPI 150+					
8- 21	0- 2	0- 2	OVERALL	0- 6	8- 9					
6- 10	0- 1	0- 1	HOME	0- 2	6- 5					
1- 10	0- 1	0- 1	AWAY	0- 4	1- 3					
1- 1	0- 0	0- 0	NEUTRAL	0- 0	1- 1					
7- 8	0- 0	0- 0	NON-CONFERENCE	0- 2	7- 6					
6- 3	0- 0	0- 0	HOME	0- 0	6- 3					
0- 4	0- 0	0- 0	AWAY	0- 2	0- 2					
1- 1	0- 0	0- 0	NEUTRAL	0- 0	1- 1					
1- 13	0- 2	0- 2	CONFERENCE	0- 4	1- 3					
0- 7	0- 1	0- 1	HOME	0- 2	0- 2					
1- 6	0- 1	0- 1	AWAY	0- 2	1- 1					
0- 0	0- 0	0- 0	NEUTRAL	0- 0	0- 0					

RPI 1-25				RPI 26-50				RPI 51-100				RPI 101+ Team's RPI: 265			
RPI	S	Opponent	Score	RPI	S	Opponent	Score	RPI	S	Opponent	Score	RPI	S	Opponent	Score
23	A	Xavier	47 75	38	A	Charlotte	38 60	68	H	St. Bonaventure	48 56	134	A	St. Louis	48 64
24	H	Temple	43 59	43	H	Richmond	44 62	76	A	Dayton	45 82	143	H	St. Joseph's	52 68
								77	A	Georgetown	46 58	168	N	UNC Wilmington	48 53
								80	H	George Washington	52 55	175	A	Iona	69 72
								86	A	Lehigh	55 69	180	H	Bucknell	46 47
								89	A	Duquesne	57 65	191	H	Princeton	57 69
												203	N	Ohio	55 51
												209	A	UNC Greensboro	39 50
												215	H	Central Conn. St.	66 64
												217	H	Massachusetts	62 71
												219	A	Rhode Island	46 49
												228	H	Navy	66 70
												233	A	La Salle	48 45
												233	H	La Salle	41 42
												255	H	Manhattan	62 49
												301	H	Bryant	70 51
												321	H	Wofford	55 53
												327	H	NJIT	57 45
												340	H	Norfolk St.	71 44
LAST 12 Division I GAMES:															
23	A	Xavier	47 75	233	A	La Salle	48 45								
43	H	Richmond	44 62	24	H	Temple	43 59								
89	A	Duquesne	57 65	38	A	Charlotte	38 60								
143	H	St. Joseph's	52 68	233	H	La Salle	41 42								
68	H	St. Bonaventure	48 56	219	A	Rhode Island	46 49								
76	A	Dayton	45 82	80	H	George Washington	52 55								

Non-Div I Games:

Fordham

■ Loss,
 ■ Non-Conf,
 S Site,
 ■ Home
 ■ Away
 N Neutral

Average RPI Win:	218	WON-LOST	WINNING	LAST 12	STRENGTH OF	OPP. STRENGTH	TEAM	ADJ.	CONF.	ADJ CONF.
Average RPI Loss:	161	RECORD	PCT. RANK	GAMES	SCHEDULE	OF SCHEDULE	RPI	RPI	RPI	RPI
DIV. I ONLY	24- 8	36	10- 2	206	239	91	91	24	24	
DIV. I NON-CONF.	9- 4	80	0- 0	102	162	73	72	23	23	
TOTALS	RPI 1-25	RPI 26-50	W-L RECORDS	RPI 51-100	RPI 150+					
24- 8	0- 1	1- 1	OVERALL	1- 1	18- 5					
12- 3	0- 0	1- 0	HOME	1- 1	8- 2					
9- 4	0- 1	0- 0	AWAY	0- 0	7- 3					
3- 1	0- 0	0- 1	NEUTRAL	0- 0	3- 0					
9- 4	0- 1	1- 1	NON-CONFERENCE	1- 1	6- 1					
5- 1	0- 0	1- 0	HOME	1- 1	3- 0					
3- 2	0- 1	0- 0	AWAY	0- 0	2- 1					
1- 1	0- 0	0- 1	NEUTRAL	0- 0	1- 0					
15- 4	0- 0	0- 0	CONFERENCE	0- 0	12- 4					
7- 2	0- 0	0- 0	HOME	0- 0	5- 2					
6- 2	0- 0	0- 0	AWAY	0- 0	5- 2					
2- 0	0- 0	0- 0	NEUTRAL	0- 0	2- 0					

RPI 1-25				RPI 26-50				RPI 51-100 Team's RPI: 91				RPI 101+			
RPI	S	Opponent	Score	RPI	S	Opponent	Score	RPI	S	Opponent	Score	RPI	S	Opponent	Score
10	A	Stanford	62 100	38	N	Charlotte	69 70	85	H	UC Santa Barbara	71 54	139	A	Nevada	63 60
				44	H	TCU	75 71	98	H	West Virginia	63 68	139	H	Nevada	56 49
												139	H	Nevada	65 53
												146	A	Cal St. Bakersfield	97 88
												151	H	Loyola Marymount	85 59
												158	A	Louisiana Tech	78 53
												158	H	Louisiana Tech	62 80
												164	A	UNLV	65 42
												220	A	Utah St.	67 54
												220	H	Utah St.	68 59
												220	N	Utah St.	57 54
												226	A	Idaho	47 59
												226	H	Idaho	52 55
												227	A	Boise St.	70 58
												227	H	Boise St.	62 52
												239	A	Pacific	70 84
												246	N	Sam Houston St.	76 63
												286	H	Long Beach St.	76 63
												287	A	Hawaii	71 45
												287	H	Hawaii	78 50
												287	N	Hawaii	65 50
												291	A	New Mexico St.	74 80
												291	H	New Mexico St.	69 52
												300	A	Sacramento St.	74 68
												302	H	Cal St. Northridge	68 29
												337	A	San Jose St.	76 47
LAST 12 Division I GAMES:															
				139	H	Nevada	56 49					139	H	Nevada	65 53
				220	N	Utah St.	57 54					227	A	Boise St.	70 58
				287	N	Hawaii	65 50					226	A	Idaho	47 59
				220	A	Utah St.	67 54					337	A	San Jose St.	76 47
				291	H	New Mexico St.	69 52					139	A	Nevada	63 60
				158	H	Louisiana Tech	62 80					220	H	Utah St.	68 59

Non-Div I Games:

Fresno St.

Fresno St.

RPI S Opponent Score

Through Games Of Sunday, March 15, 2009

RPI	S	Opponent	Score
337	H	San Jose St.	73 44

F
r
e
s
n
o
s
t
.

F
r
e
s
n
o
s
t
.

Fresno St.

Average RPI Win: 284	WON-LOST	WINNING	LAST 12	STRENGTH OF	OPP. STRENGTH	TEAM	ADJ.	CONF.	ADJ CONF.
Average RPI Loss: 147	RECORD	PCT. RANK	GAMES	SCHEDULE	OF SCHEDULE	RPI	RPI	RPI	RPI
DIV. I ONLY	11- 18	236	2- 10	311	195	276	274	19	19
DIV. I NON-CONF.	5- 3	109	0- 0	332	159	220	221	19	19
TOTALS	RPI 1-25	RPI 26-50	W-L RECORDS	RPI 51-100	RPI 150+				
11- 18	0- 1	0- 0	OVERALL	0- 7	10- 8				
7- 7	0- 0	0- 0	HOME	0- 3	6- 3				
4- 10	0- 1	0- 0	AWAY	0- 4	4- 4				
0- 1	0- 0	0- 0	NEUTRAL	0- 0	0- 1				
5- 3	0- 1	0- 0	NON-CONFERENCE	0- 1	4- 1				
4- 0	0- 0	0- 0	HOME	0- 0	3- 0				
1- 3	0- 1	0- 0	AWAY	0- 1	1- 1				
0- 0	0- 0	0- 0	NEUTRAL	0- 0	0- 0				
6- 15	0- 0	0- 0	CONFERENCE	0- 6	6- 7				
3- 7	0- 0	0- 0	HOME	0- 3	3- 3				
3- 7	0- 0	0- 0	AWAY	0- 3	3- 3				
0- 1	0- 0	0- 0	NEUTRAL	0- 0	0- 1				

RPI 1-25				RPI 26-50				RPI 51-100				RPI 101+ Team's RPI: 274			
RPI	S	Opponent	Score	RPI	S	Opponent	Score	RPI	S	Opponent	Score	RPI	S	Opponent	Score
18	A	Texas	51 105					78	A	Kentucky	35 74	108	A	Col. of Charleston	55 64
								92	A	Chattanooga	52 68	108	H	Col. of Charleston	53 64
								92	H	Chattanooga	38 82	109	H	Clemson	82 68
								98	A	Western Caro.	42 57	184	A	Ga. Southern	57 66
								98	H	Western Caro.	74 83	184	H	Ga. Southern	69 74
								100	A	Samford	40 62	192	A	Davidson	57 67
								100	H	Samford	52 58	192	H	Davidson	63 66
												209	A	UNC Greensboro	66 63
												209	H	UNC Greensboro	54 61
												251	A	Rice	62 66
												269	A	Appalachian St.	64 77
												269	H	Appalachian St.	75 66
												269	N	Appalachian St.	60 63
												297	H	UNC Asheville	71 30
												303	A	Charleston So.	78 68
												319	A	Elon	74 60
												319	H	Elon	78 76
												321	A	Wofford	69 60
												321	H	Wofford	70 69
												324	H	Winston-Salem	69 52
												334	H	South Carolina St.	75 41
LAST 12 Division I GAMES:															
269	N	Appalachian St.	60 63	321	A	Wofford	69 60								
192	H	Davidson	63 66	108	H	Col. of Charleston	53 64								
319	A	Elon	74 60	269	A	Appalachian St.	64 77								
209	H	UNC Greensboro	54 61	92	A	Chattanooga	52 68								
184	A	Ga. Southern	57 66	100	A	Samford	40 62								
98	A	Western Caro.	42 57	184	H	Ga. Southern	69 74								

Non-Div I Games: Berry

77 45

Furman

Ga. Southern

Through Games Of Sunday, March 15, 2009

Average RPI Win:	239	WON-LOST	WINNING	LAST 12	STRENGTH OF	OPP. STRENGTH	TEAM	ADJ.	CONF.	ADJ CONF.
Average RPI Loss:	137	RECORD	PCT. RANK	GAMES	SCHEDULE	OF SCHEDULE	RPI	RPI	RPI	RPI
DIV. I ONLY	15- 14	152	5- 7	210	197	182	184	19	19	
DIV. I NON-CONF.	4- 4	152	0- 0	71	95	111	113	19	19	
TOTALS	RPI 1-25	RPI 26-50	W-L RECORDS	RPI 51-100	RPI 150+					
15- 14	0- 2	0- 1	OVERALL	3- 3	12- 6					
8- 4	0- 1	0- 0	HOME	2- 1	6- 1					
7- 8	0- 1	0- 0	AWAY	1- 2	6- 4					
0- 2	0- 0	0- 1	NEUTRAL	0- 0	0- 1					
4- 4	0- 2	0- 1	NON-CONFERENCE	0- 0	4- 1					
1- 1	0- 1	0- 0	HOME	0- 0	1- 0					
3- 2	0- 1	0- 0	AWAY	0- 0	3- 1					
0- 1	0- 0	0- 1	NEUTRAL	0- 0	0- 0					
11- 10	0- 0	0- 0	CONFERENCE	3- 3	8- 5					
7- 3	0- 0	0- 0	HOME	2- 1	5- 1					
4- 6	0- 0	0- 0	AWAY	1- 2	3- 3					
0- 1	0- 0	0- 0	NEUTRAL	0- 0	0- 1					

RPI 1-25				RPI 26-50				RPI 51-100				RPI 101+ Team's RPI: 184			
RPI	S	Opponent	Score	RPI	S	Opponent	Score	RPI	S	Opponent	Score	RPI	S	Opponent	Score
8	H	Auburn	45 71	34	N	Marist	45 60	92	A	Chattanooga	48 58	108	A	Col. of Charleston	42 52
15	A	Notre Dame	36 85					92	H	Chattanooga	66 65	108	H	Col. of Charleston	43 63
								98	A	Western Caro.	62 50	165	A	Kennesaw St.	61 82
								98	H	Western Caro.	67 62	192	A	Davidson	54 65
								100	A	Samford	47 55	192	H	Davidson	57 65
								100	H	Samford	46 55	194	A	Fla. Atlantic	83 67
												209	A	UNC Greensboro	53 71
												209	H	UNC Greensboro	53 45
												245	A	FIU	61 49
												260	A	High Point	80 69
												269	A	Appalachian St.	59 68
												269	H	Appalachian St.	69 53
												274	A	Furman	74 69
												274	H	Furman	66 57
												297	H	UNC Asheville	52 39
												319	A	Elon	67 58
												319	H	Elon	59 29
												319	N	Elon	54 57
												321	A	Wofford	62 61
												321	H	Wofford	70 48
LAST 12 Division I GAMES:															
319	N	Elon	54 57	100	A	Samford	47 55								
269	A	Appalachian St.	59 68	92	A	Chattanooga	48 58								
321	A	Wofford	62 61	98	H	Western Caro.	67 62								
192	H	Davidson	57 65	319	H	Elon	59 29								
108	H	Col. of Charleston	43 63	209	H	UNC Greensboro	53 45								
274	H	Furman	66 57	108	A	Col. of Charleston	42 52								

Non-Div I Games: Brewton Parker 93 44

Ga. Southern

■ Loss,
 ■ Non-Conf,
 ■ S Site,
 ■ Home
 ■ A Away
 N Neutral

Average RPI Win:	285	WON-LOST	WINNING	LAST 12	STRENGTH OF	OPP. STRENGTH	TEAM	ADJ.	CONF.	ADJ CONF.
Average RPI Loss:	193	RECORD	PCT. RANK	GAMES	SCHEDULE	OF SCHEDULE	RPI	RPI	RPI	RPI
DIV. I ONLY	14- 15	179	6- 6	328	316	262	264	29	29	
DIV. I NON-CONF.	6- 6	152	0- 1	338	321	290	290	29	29	
TOTALS	RPI 1-25	RPI 26-50	W-L RECORDS	RPI 51-100	RPI 150+					
14- 15	0- 0	0- 1	OVERALL	0- 4	14- 8					
8- 2	0- 0	0- 0	HOME	0- 1	8- 1					
4- 11	0- 0	0- 0	AWAY	0- 2	4- 7					
2- 2	0- 0	0- 1	NEUTRAL	0- 1	2- 0					
6- 6	0- 0	0- 1	NON-CONFERENCE	0- 1	6- 2					
3- 0	0- 0	0- 0	HOME	0- 0	3- 0					
2- 5	0- 0	0- 0	AWAY	0- 1	2- 2					
1- 1	0- 0	0- 1	NEUTRAL	0- 0	1- 0					
8- 9	0- 0	0- 0	CONFERENCE	0- 3	8- 6					
5- 2	0- 0	0- 0	HOME	0- 1	5- 1					
2- 6	0- 0	0- 0	AWAY	0- 1	2- 5					
1- 1	0- 0	0- 0	NEUTRAL	0- 1	1- 0					

RPI S	Opponent	Score	RPI S	Opponent	Score	RPI S	Opponent	Score	RPI S	Opponent	Score	Team's RPI: 264
46 N	Bowling Green	56 79	77 A	Georgetown	52 72	111 A	Houston	58 79	125 A	East Carolina	54 81	
			81 A	Liberty	42 55	250 A	Winthrop	65 62	250 H	Winthrop	54 53	
			81 H	Liberty	51 58	253 A	Coastal Caro.	54 70	253 H	Coastal Caro.	57 60	
			81 N	Liberty	50 51	260 A	High Point	78 76	260 A	High Point	44 55	
						260 H	High Point	63 60	262 A	Radford	74 82	
						262 H	Radford	55 53	262 N	Radford	61 50	
						269 A	Appalachian St.	77 62	289 H	N.C. Central	73 60	
						292 N	Lipscomb	66 64	297 A	UNC Asheville	59 67	
						297 H	UNC Asheville	74 61	303 A	Charleston So.	68 80	
						303 H	Charleston So.	60 50	321 A	Wofford	72 78	
						324 A	Winston-Salem	64 55	334 H	South Carolina St.	81 74	
						339 A	Presbyterian	53 62	339 H	Presbyterian	56 48	
LAST 12 Division I GAMES:												
81 N	Liberty	50 51	339 A	Presbyterian	53 62							
260 A	High Point	78 76	297 H	UNC Asheville	74 61							
262 N	Radford	61 50	260 H	High Point	63 60							
253 H	Coastal Caro.	57 60	81 H	Liberty	51 58							
303 A	Charleston So.	68 80	262 H	Radford	55 53							
250 A	Winthrop	65 62	253 A	Coastal Caro.	54 70							

Non-Div I Games: Virginia-Wise 97 49 Montreat 85 57 Tenn. Temple 83 51

Gardner-Webb

Loss, Non-Conf, S Site, H Home A Away N Neutral

George Mason

Through Games Of Sunday, March 15, 2009

Average RPI Win:	219	WON-LOST	WINNING	LAST 12	STRENGTH OF	OPP. STRENGTH	TEAM	ADJ.	CONF.	ADJ CONF.
Average RPI Loss:	149	RECORD	PCT. RANK	GAMES	SCHEDULE	OF SCHEDULE	RPI	RPI	RPI	RPI
DIV. I ONLY	4- 26	328	2- 10	140	152	300	298	9	9	
DIV. I NON-CONF.	2- 9	299	0- 0	279	311	321	321	10	10	
TOTALS	RPI 1-25	RPI 26-50	W-L RECORDS	RPI 51-100	RPI 150+					
4- 26	0- 0	0- 2	OVERALL	1- 5	3- 14					
3- 11	0- 0	0- 1	HOME	1- 2	2- 5					
1- 14	0- 0	0- 1	AWAY	0- 3	1- 8					
0- 1	0- 0	0- 0	NEUTRAL	0- 0	0- 1					
2- 9	0- 0	0- 1	NON-CONFERENCE	0- 0	2- 5					
1- 4	0- 0	0- 1	HOME	0- 0	1- 1					
1- 5	0- 0	0- 0	AWAY	0- 0	1- 4					
0- 0	0- 0	0- 0	NEUTRAL	0- 0	0- 0					
2- 17	0- 0	0- 1	CONFERENCE	1- 5	1- 9					
2- 7	0- 0	0- 0	HOME	1- 2	1- 4					
0- 9	0- 0	0- 1	AWAY	0- 3	0- 4					
0- 1	0- 0	0- 0	NEUTRAL	0- 0	0- 1					

RPI S	Opponent	Score	RPI S	Opponent	Score	RPI S	Opponent	Score	RPI S	Opponent	Score	Team's RPI: 298
33	A VCU	43 67	43	H Richmond	46 75	57	A James Madison	65 70	116	A Towson	52 67	
						57	H James Madison	65 90	116	H Towson	47 68	
						63	A Drexel	47 64	132	H Virginia Tech	52 69	
						63	H Drexel	52 71	141	A Jacksonville	49 69	
						88	A Old Dominion	42 73	143	H St. Joseph's	59 72	
						88	H Old Dominion	63 57	155	H Hofstra	59 71	
									168	A UNC Wilmington	40 69	
									168	H UNC Wilmington	52 68	
									168	N UNC Wilmington	47 56	
									170	A William & Mary	63 74	
									174	A Delaware	53 70	
									174	H Delaware	42 64	
									180	H Bucknell	51 62	
									195	A Northeastern	47 57	
									195	H Northeastern	43 59	
									210	H Georgia St.	63 59	
									243	A UMBC	60 89	
									250	A Winthrop	42 58	
									260	A High Point	55 66	
									269	H Appalachian St.	65 57	
									308	A Howard	64 42	
									325	A Longwood	42 52	
LAST 12 Division I GAMES:												
168	N UNC Wilmington	47 56	170	A William & Mary	63 74							
174	H Delaware	42 64	168	A UNC Wilmington	40 69							
63	A Drexel	47 64	210	H Georgia St.	63 59							
155	H Hofstra	59 71	63	H Drexel	52 71							
88	H Old Dominion	63 57	195	A Northeastern	47 57							
116	A Towson	52 67	168	H UNC Wilmington	52 68							

Non-Div I Games:

George Mason

■ Loss,
 ■ Non-Conf,
 ■ S Site,
 ■ H Home
 ■ A Away
 N Neutral

Average RPI Win:	159	WON-LOST	WINNING	LAST 12	STRENGTH OF	OPP. STRENGTH	TEAM	ADJ.	CONF.	ADJ CONF.
Average RPI Loss:	66	RECORD	PCT. RANK	GAMES	SCHEDULE	OF SCHEDULE	RPI	RPI	RPI	RPI
DIV. I ONLY	17- 13	123	7- 5	64	67	77	80	7	7	
DIV. I NON-CONF.	8- 7	147	0- 0	51	11	83	83	7	7	
TOTALS	RPI 1-25	RPI 26-50	W-L RECORDS	RPI 51-100	RPI 150+					
17- 13	0- 6	1- 3	OVERALL	4- 2	9- 2					
13- 4	0- 3	1- 1	HOME	3- 0	7- 0					
4- 8	0- 3	0- 2	AWAY	1- 2	2- 1					
0- 1	0- 0	0- 0	NEUTRAL	0- 0	0- 1					
8- 7	0- 4	1- 0	NON-CONFERENCE	1- 2	5- 1					
8- 2	0- 2	1- 0	HOME	1- 0	5- 0					
0- 5	0- 2	0- 0	AWAY	0- 2	0- 1					
0- 0	0- 0	0- 0	NEUTRAL	0- 0	0- 0					
9- 6	0- 2	0- 3	CONFERENCE	3- 0	4- 1					
5- 2	0- 1	0- 1	HOME	2- 0	2- 0					
4- 3	0- 1	0- 2	AWAY	1- 0	2- 0					
0- 1	0- 0	0- 0	NEUTRAL	0- 0	0- 1					

RPI 1-25				RPI 26-50				RPI 51-100				RPI 101+			
RPI	S	Opponent	Score	RPI	S	Opponent	Score	RPI	S	Opponent	Score	RPI	S	Opponent	Score
7	A	Texas A&M	59 78	35	H	Villanova	67 60	67	H	Hartford	67 65	119	H	South Ala.	64 59
8	H	Auburn	51 65	38	A	Charlotte	57 59	68	H	St. Bonaventure	66 60	134	A	St. Louis	67 62
9	H	Tennessee	59 71	43	A	Richmond	65 66	76	A	Dayton	64 52	143	H	St. Joseph's	66 60
17	A	Rutgers	47 57	43	H	Richmond	49 55	78	A	Kentucky	48 67	177	H	Troy	63 61
23	A	Xavier	62 82					89	H	Duquesne	85 82	188	H	Coppin St.	77 36
24	H	Temple	49 59					95	A	Western Ky.	64 72	191	H	Princeton	77 56
												217	H	Massachusetts	83 62
												219	H	Rhode Island	55 48
												219	N	Rhode Island	58 62
												232	H	Loyola (MD)	53 35
												233	A	La Salle	72 70
												243	H	UMBC	75 56
												251	A	Rice	68 78
												265	A	Fordham	55 52
LAST 12 Division I GAMES:															
219	N	Rhode Island	58 62	23	A	Xavier	62 82								
24	H	Temple	49 59	219	H	Rhode Island	55 48								
38	A	Charlotte	57 59	43	H	Richmond	49 55								
68	H	St. Bonaventure	66 60	233	A	La Salle	72 70								
217	H	Massachusetts	83 62	76	A	Dayton	64 52								
134	A	St. Louis	67 62	89	H	Duquesne	85 82								

Non-Div I Games:

George Washington

■ Loss,
 ■ Non-Conf,
 ■ S Site,
 ■ H Home
 ■ A Away
 N Neutral

Average RPI Win:	162	WON-LOST	WINNING	LAST 12	STRENGTH OF	OPP. STRENGTH	TEAM	ADJ.	CONF.	ADJ CONF.
Average RPI Loss:	52	RECORD	PCT. RANK	GAMES	SCHEDULE	OF SCHEDULE	RPI	RPI	RPI	RPI
DIV. I ONLY	17- 13	123	5- 7	60	70	75	77	3	3	
DIV. I NON-CONF.	10- 3	49	0- 0	200	264	84	85	4	4	
TOTALS	RPI 1-25	RPI 26-50	W-L RECORDS	RPI 51-100	RPI 150+					
17- 13	0- 5	1- 3	OVERALL	6- 1	7- 1					
9- 5	0- 3	0- 1	HOME	4- 1	4- 0					
7- 7	0- 2	1- 2	AWAY	2- 0	2- 1					
1- 1	0- 0	0- 0	NEUTRAL	0- 0	1- 0					
10- 3	0- 0	0- 1	NON-CONFERENCE	1- 0	7- 1					
6- 0	0- 0	0- 0	HOME	1- 0	4- 0					
3- 3	0- 0	0- 1	AWAY	0- 0	2- 1					
1- 0	0- 0	0- 0	NEUTRAL	0- 0	1- 0					
7- 10	0- 5	1- 2	CONFERENCE	5- 1	0- 0					
3- 5	0- 3	0- 1	HOME	3- 1	0- 0					
4- 4	0- 2	1- 1	AWAY	2- 0	0- 0					
0- 1	0- 0	0- 0	NEUTRAL	0- 0	0- 0					

RPI 1-25				RPI 26-50				RPI 51-100				Team's RPI: 77	RPI 101+			
RPI	S	Opponent	Score	RPI	S	Opponent	Score	RPI	S	Opponent	Score		RPI	S	Opponent	Score
1	H	Connecticut	61 80	31	A	DePaul	51 57	57	H	James Madison	62 59		103	A	North Carolina St.	58 61
4	H	Louisville	58 74	33	A	VCU	61 71	58	H	Marquette	65 80		107	A	Seton Hall	54 64
15	A	Notre Dame	63 84	35	H	Villanova	53 58	71	A	St. John's (NY)	64 48		107	N	Seton Hall	45 70
16	H	Pittsburgh	39 50	45	A	South Fla.	86 68	74	A	Syracuse	73 72		127	A	American	69 54
17	A	Rutgers	47 60					74	H	Syracuse	80 73		136	A	Providence	57 55
								96	H	Cincinnati	69 61		148	H	Central Mich.	82 77
								98	H	West Virginia	79 73		151	A	Loyola Marymount	49 54
													176	N	North Dakota St.	60 41
													212	H	Hampton	82 55
													264	H	Gardner-Webb	72 52
													265	H	Fordham	58 46
													269	H	Appalachian St.	63 46
													318	A	Jacksonville St.	74 63
													326	A	Brown	83 42
LAST 12 Division I GAMES:																
107	N	Seton Hall	45 70	96	H	Cincinnati	69 61	17	A	Rutgers	47 60					
107	A	Seton Hall	54 64	31	A	DePaul	51 57	1	H	Connecticut	61 80					
35	H	Villanova	53 58	31	A	DePaul	51 57	16	H	Pittsburgh	39 50					
74	A	Syracuse	73 72	45	A	South Fla.	86 68									
98	H	West Virginia	79 73													
136	A	Providence	57 55													

Non-Div I Games:

Georgetown

■ Loss,
 ■ Non-Conf,
 ■ S Site,
 ■ H Home
 ■ A Away
 N Neutral

Average RPI Win: 147		WON-LOST	WINNING	LAST 12	STRENGTH OF		OPP. STRENGTH	TEAM	ADJ.	CONF.	ADJ CONF.
Average RPI Loss: 45		RECORD	PCT. RANK	GAMES	SCHEDULE		OF SCHEDULE	RPI	RPI	RPI	RPI
DIV. I ONLY		18- 13	114	6- 6	28		57	53	56	4	4
DIV. I NON-CONF.		10- 5	85	0- 0	160		128	95	95	5	5
TOTALS		RPI 1-25	RPI 26-50		W-L RECORDS		RPI 51-100		RPI 150+		
18- 13	3- 9	1- 1		OVERALL		5- 2		7- 1			
11- 3	3- 2	1- 0		HOME		1- 1		4- 0			
4- 9	0- 6	0- 1		AWAY		3- 1		1- 1			
3- 1	0- 1	0- 0		NEUTRAL		1- 0		2- 0			
10- 5	0- 3	0- 1		NON-CONFERENCE		2- 0		7- 1			
6- 1	0- 1	0- 0		HOME		1- 0		4- 0			
2- 4	0- 2	0- 1		AWAY		1- 0		1- 1			
2- 0	0- 0	0- 0		NEUTRAL		0- 0		2- 0			
8- 8	3- 6	1- 0		CONFERENCE		3- 2		0- 0			
5- 2	3- 1	1- 0		HOME		0- 1		0- 0			
2- 5	0- 4	0- 0		AWAY		2- 1		0- 0			
1- 1	0- 1	0- 0		NEUTRAL		1- 0		0- 0			

RPI S	Opponent	Score	RPI S	Opponent	Score	RPI S	Opponent	Score	Team's RPI: 56	RPI S	Opponent	Score
8	A Auburn	59 65	36	A Georgia Tech	42 57	66	A Oakland	64 61		109	H Clemson	67 50
8	H Auburn	67 58	41	H Mississippi St.	69 57	75	H Arkansas	64 77		113	H South Carolina	69 63
9	A Tennessee	43 73				78	A Kentucky	61 57		204	A UAB	73 49
17	A Rutgers	34 45				78	N Kentucky	82 64		221	A Detroit	66 70
19	A Virginia	60 62				82	H East Tenn. St.	77 57		268	H Tennessee Tech	72 46
20	H LSU	46 57				90	A Mississippi	54 62		273	N Cal St. Fullerton	85 64
21	A Florida	45 61				94	A Alabama	63 61		277	H Alabama St.	85 35
21	H Florida	84 75								281	N Eastern Wash.	75 51
23	H Xavier	44 56								289	H N.C. Central	85 31
25	A Vanderbilt	64 80								331	H Savannah St.	74 28
25	H Vanderbilt	66 55										
25	N Vanderbilt	61 69										
LAST 12 Division I GAMES:												
25	N Vanderbilt	61 69	25	A Vanderbilt	64 80							
78	N Kentucky	82 64	75	H Arkansas	64 77							
21	H Florida	84 75	9	A Tennessee	43 73							
78	A Kentucky	61 57	41	H Mississippi St.	69 57							
8	A Auburn	59 65	8	H Auburn	67 58							
20	H LSU	46 57	94	A Alabama	63 61							

Non-Div I Games:

Georgia

■ Loss,
■ Non-Conf,
■ S Site,
■ H Home
■ A Away
N Neutral

Average RPI Win:	225	WON-LOST	WINNING	LAST 12	STRENGTH OF	OPP. STRENGTH	TEAM	ADJ.	CONF.	ADJ CONF.
Average RPI Loss:	126	RECORD	PCT. RANK	GAMES	SCHEDULE	OF SCHEDULE	RPI	RPI	RPI	RPI
DIV. I ONLY	12- 18	221	2- 10	161	146	210	210	9	9	
DIV. I NON-CONF.	8- 3	64	0- 0	296	309	144	147	10	10	
TOTALS	RPI 1-25	RPI 26-50	W-L RECORDS	RPI 51-100	RPI 150+					
12- 18	0- 0	0- 3	OVERALL	1- 4	10- 8					
10- 5	0- 0	0- 1	HOME	1- 2	9- 1					
1- 12	0- 0	0- 2	AWAY	0- 2	0- 6					
1- 1	0- 0	0- 0	NEUTRAL	0- 0	1- 1					
8- 3	0- 0	0- 1	NON-CONFERENCE	0- 0	7- 1					
6- 0	0- 0	0- 0	HOME	0- 0	6- 0					
1- 3	0- 0	0- 1	AWAY	0- 0	0- 1					
1- 0	0- 0	0- 0	NEUTRAL	0- 0	1- 0					
4- 15	0- 0	0- 2	CONFERENCE	1- 4	3- 7					
4- 5	0- 0	0- 1	HOME	1- 2	3- 1					
0- 9	0- 0	0- 1	AWAY	0- 2	0- 5					
0- 1	0- 0	0- 0	NEUTRAL	0- 0	0- 1					

RPI S	Opponent	Score	RPI S	Opponent	Score	RPI S	Opponent	Score	RPI S	Opponent	Score	Team's RPI: 210
33	A VCU	60 63	33	H VCU	39 56	57	H James Madison	62 63	108	A Col. of Charleston	49 51	
36	A Georgia Tech	56 74	63	A Drexel	65 74	63	A Drexel	53 72	109	A Clemson	82 75	
			63	H Drexel	53 72	88	A Old Dominion	46 62	116	A Towson	67 71	
			88	A Old Dominion	75 62	88	H Old Dominion	75 62	116	H Towson	54 61	
									155	H Hofstra	49 59	
									168	A UNC Wilmington	49 61	
									168	H UNC Wilmington	70 67	
									170	A William & Mary	68 82	
									174	A Delaware	51 62	
									174	H Delaware	55 48	
									195	A Northeastern	66 68	
									195	H Northeastern	71 51	
									195 N	Northeastern	45 68	
									204	A UAB	63 72	
									207	H Delaware St.	55 50	
									250	H Winthrop	73 42	
									276	H A&M-Corpus Christi	69 57	
									277	H Alabama St.	83 42	
									284	H Mississippi Val.	70 60	
									298	A George Mason	59 63	
									328 N	La.-Lafayette	68 58	
									339	H Presbyterian	82 42	
LAST 12 Division I GAMES:												
195 N	Northeastern	45 68	63	H Drexel	53 72	195	A Northeastern	66 68	298	A George Mason	59 63	
33	H VCU	39 56	174	A Delaware	51 62	116	H Towson	54 61	170	A William & Mary	68 82	
168	H UNC Wilmington	70 67	57	H James Madison	62 63	88	H Old Dominion	75 62				
33	A VCU	60 63										

Non-Div I Games:

Georgia St.

■ Loss,
 ■ Non-Conf,
 ■ S Site,
 ■ H Home
 ■ A Away
 N Neutral

Average RPI Win:	152	WON-LOST	WINNING	LAST 12	STRENGTH OF	OPP. STRENGTH	TEAM	ADJ.	CONF.	ADJ CONF.
Average RPI Loss:	29	RECORD	PCT. RANK	GAMES	SCHEDULE	OF SCHEDULE	RPI	RPI	RPI	RPI
DIV. I ONLY	21- 9	57	7- 5	45	54	35	36	2	2	
DIV. I NON-CONF.	13- 2	22	1- 0	114	126	35	39	3	3	
TOTALS	RPI 1-25	RPI 26-50	W-L RECORDS	RPI 51-100	RPI 150+					
21- 9	2- 6	1- 1	OVERALL	1- 1	9- 0					
13- 2	2- 1	1- 1	HOME	1- 0	5- 0					
4- 5	0- 4	0- 0	AWAY	0- 1	1- 0					
4- 2	0- 1	0- 0	NEUTRAL	0- 0	3- 0					
13- 2	0- 2	1- 0	NON-CONFERENCE	1- 0	9- 0					
8- 0	0- 0	1- 0	HOME	1- 0	5- 0					
1- 1	0- 1	0- 0	AWAY	0- 0	1- 0					
4- 1	0- 1	0- 0	NEUTRAL	0- 0	3- 0					
8- 7	2- 4	0- 1	CONFERENCE	0- 1	0- 0					
5- 2	2- 1	0- 1	HOME	0- 0	0- 0					
3- 4	0- 3	0- 0	AWAY	0- 1	0- 0					
0- 1	0- 0	0- 0	NEUTRAL	0- 0	0- 0					

RPI 1-25				RPI 26-50				RPI 51-100				RPI 101+			
RPI	S	Opponent	Score	RPI	S	Opponent	Score	RPI	S	Opponent	Score	RPI	S	Opponent	Score
1	A	Connecticut	71 82	40	H	Boston College	64 65	56	H	Georgia	57 42	103	H	North Carolina St.	67 54
2	H	Maryland	79 87	50	H	Michigan St.	70 57	61	A	Wake Forest	60 68	109	A	Clemson	89 54
5	A	Duke	34 60									109	H	Clemson	49 41
11	A	North Carolina	50 73									109	N	Clemson	69 81
11	H	North Carolina	66 62									112	N	Texas-Arlington	63 56
12	A	Florida St.	49 59									124	H	Tulane	69 52
18	N	Texas	68 76									130	A	Miami (FL)	68 50
19	H	Virginia	74 66									130	H	Miami (FL)	68 42
												132	A	Virginia Tech	73 68
												165	H	Kennesaw St.	77 49
												171	N	Oregon	74 59
												177	H	Troy	73 49
												210	H	Georgia St.	74 56
												250	N	Winthrop	65 27
												261	H	Florida A&M	77 42
												268	N	Tennessee Tech	68 56
												284	H	Mississippi Val.	72 37
												331	A	Savannah St.	89 34
LAST 12 Division I GAMES:															
109	N	Clemson	69 81	331	A	Savannah St.	89 34	103	H	North Carolina St.	67 54				
19	H	Virginia	74 66	61	A	Wake Forest	60 68	109	H	Clemson	49 41				
132	A	Virginia Tech	73 68	130	H	Miami (FL)	68 42	5	A	Duke	34 60				
109	A	Clemson	89 54												
2	H	Maryland	79 87												
11	A	North Carolina	50 73												

Non-Div I Games:

Georgia Tech

Average RPI Win: 173	WON-LOST	WINNING	LAST 12	STRENGTH OF	OPP. STRENGTH	TEAM	ADJ.	CONF.	ADJ CONF.
Average RPI Loss: 77	RECORD	PCT. RANK	GAMES	SCHEDULE	OF SCHEDULE	RPI	RPI	RPI	RPI
DIV. I ONLY	25- 6	21	10- 2	89	115	34	32	14	14
DIV. I NON-CONF.	11- 4	57	0- 0	22	34	23	22	15	15
TOTALS	RPI 1-25	RPI 26-50	W-L RECORDS	RPI 51-100	RPI 150+				
25- 6	1- 1	2- 1	OVERALL	1- 2	14- 1				
11- 3	0- 1	0- 1	HOME	1- 0	7- 0				
10- 3	0- 0	1- 0	AWAY	0- 2	6- 1				
4- 0	1- 0	1- 0	NEUTRAL	0- 0	1- 0				
11- 4	1- 1	2- 1	NON-CONFERENCE	1- 2	4- 0				
5- 2	0- 1	0- 1	HOME	1- 0	2- 0				
4- 2	0- 0	1- 0	AWAY	0- 2	2- 0				
2- 0	1- 0	1- 0	NEUTRAL	0- 0	0- 0				
14- 2	0- 0	0- 0	CONFERENCE	0- 0	10- 1				
6- 1	0- 0	0- 0	HOME	0- 0	5- 0				
6- 1	0- 0	0- 0	AWAY	0- 0	4- 1				
2- 0	0- 0	0- 0	NEUTRAL	0- 0	1- 0				

RPI 1-25				RPI 26-50				Team's RPI: 32				RPI 51-100				RPI 101+			
RPI	S	Opponent	Score	RPI	S	Opponent	Score	RPI	S	Opponent	Score	RPI	S	Opponent	Score	RPI	S	Opponent	Score
9	H	Tennessee	58 77	26	H	South Dakota St.	64 78	58	A	Marquette	77 80	126	A	Portland	60 49				
19	N	Virginia	69 62	48	A	Montana	69 63	85	A	UC Santa Barbara	47 59	126	H	Portland	67 70				
				49	N	Utah	60 55	97	H	Portland St.	86 61	143	H	St. Joseph's	93 70				
												144	A	Wyoming	68 58				
												144	H	Wyoming	67 38				
												147	A	San Diego	109 73				
												147	H	San Diego	77 67				
												147	N	San Diego	66 55				
												151	A	Loyola Marymount	81 78				
												151	H	Loyola Marymount	83 58				
												151	N	Loyola Marymount	74 63				
												156	A	Pepperdine	62 72				
												156	H	Pepperdine	66 43				
												162	H	Utah Valley	95 79				
												182	A	Washington	64 59				
												223	H	Montana St.	100 47				
												237	A	St. Mary's (CA)	91 63				
												237	H	St. Mary's (CA)	84 56				
												281	A	Eastern Wash.	71 56				
												290	A	San Francisco	63 42				
												290	H	San Francisco	71 35				
												307	A	Santa Clara	65 47				
												307	H	Santa Clara	92 63				
LAST 12 Division I GAMES:																			
				147	N	San Diego	66 55					290	H	San Francisco	71 35				
				151	N	Loyola Marymount	74 63					237	H	St. Mary's (CA)	84 56				
				147	H	San Diego	77 67					126	H	Portland	67 70				
				307	H	Santa Clara	92 63					147	A	San Diego	109 73				
				156	A	Pepperdine	62 72					237	A	St. Mary's (CA)	91 63				
				151	A	Loyola Marymount	81 78					151	H	Loyola Marymount	83 58				

Non-Div I Games: Eastern Ore. 101 44

Gonzaga

■ Loss,
 ■ Non-Conf,
 ■ S Site,
 ■ H Home
 ■ A Away
 N Neutral

Average RPI Win:	288	WON-LOST	WINNING	LAST 12	STRENGTH OF	OPP. STRENGTH	TEAM	ADJ.	CONF.	ADJ CONF.
Average RPI Loss:	226	RECORD	PCT. RANK	GAMES	SCHEDULE	OF SCHEDULE	RPI	RPI	RPI	RPI
DIV. I ONLY	8- 21	289	3- 9	300	340	315	314	32	32	
DIV. I NON-CONF.	2- 8	294	0- 0	165	318	284	282	32	32	
TOTALS	RPI 1-25	RPI 26-50	W-L RECORDS	RPI 51-100	RPI 150+					
8- 21	0- 0	0- 1	OVERALL	0- 1	8- 18					
6- 7	0- 0	0- 0	HOME	0- 1	6- 6					
2- 13	0- 0	0- 1	AWAY	0- 0	2- 11					
0- 1	0- 0	0- 0	NEUTRAL	0- 0	0- 1					
2- 8	0- 0	0- 1	NON-CONFERENCE	0- 1	2- 5					
2- 2	0- 0	0- 0	HOME	0- 1	2- 1					
0- 6	0- 0	0- 1	AWAY	0- 0	0- 4					
0- 0	0- 0	0- 0	NEUTRAL	0- 0	0- 0					
6- 13	0- 0	0- 0	CONFERENCE	0- 0	6- 13					
4- 5	0- 0	0- 0	HOME	0- 0	4- 5					
2- 7	0- 0	0- 0	AWAY	0- 0	2- 7					
0- 1	0- 0	0- 0	NEUTRAL	0- 0	0- 1					

RPI S	Opponent	Score	RPI S	Opponent	Score	RPI S	Opponent	Score	RPI S	Opponent	Score	Team's RPI: 314
45	A South Fla.	62 126	73	H UALR	60 61	130	A Miami (FL)	65 83	158	A Louisiana Tech	46 75	
						163	A Lamar	49 58	167	A Prairie View	42 74	
						167	H Prairie View	43 62	167	N Prairie View	35 64	
						205	A Tennessee St.	78 80	218	H Stephen F. Austin	65 64	
						230	A Southern U.	36 35	230	H Southern U.	54 53	
						231	H Northwestern St.	50 68	277	A Alabama St.	49 50	
						277	H Alabama St.	65 67	278	A Ark.-Pine Bluff	63 77	
						278	H Ark.-Pine Bluff	55 58	284	A Mississippi Val.	45 66	
						284	H Mississippi Val.	58 61	294	A Alabama A&M	60 72	
						294	H Alabama A&M	53 54	315	A Texas Southern	42 44	
						315	H Texas Southern	69 58	323	A Jackson St.	58 59	
						323	H Jackson St.	61 58	329	A Alcorn St.	51 44	
						329	H Alcorn St.	67 64	330	A Central Ark.	62 70	
LAST 12 Division I GAMES:												
167	N Prairie View	35 64	315	H Texas Southern	69 58							
277	H Alabama St.	65 67	167	H Prairie View	43 62							
294	H Alabama A&M	53 54	329	A Alcorn St.	51 44							
284	A Mississippi Val.	45 66	230	A Southern U.	36 35							
278	A Ark.-Pine Bluff	63 77	284	H Mississippi Val.	58 61							
323	A Jackson St.	58 59	278	H Ark.-Pine Bluff	55 58							

Non-Div I Games:

Grambling

■ Loss,
 ■ Non-Conf,
 ■ S Site,
 ■ H Home
 ■ A Away
 N Neutral

RPI	S	Opponent	Score
332	H	Centenary (LA)	77 63

G
r
a
m
b
l
i
n
g

G
r
a
m
b
l
i
n
g

Grambling

Average RPI Win:	192	WON-LOST	WINNING	LAST 12	STRENGTH OF	OPP. STRENGTH	TEAM	ADJ.	CONF.	ADJ CONF.
Average RPI Loss:	48	RECORD	PCT. RANK	GAMES	SCHEDULE	OF SCHEDULE	RPI	RPI	RPI	RPI
DIV. I ONLY	28- 3	5	12- 0	204	127	42	42	15	15	
DIV. I NON-CONF.	7- 3	76	0- 0	139	31	75	73	14	14	
TOTALS	RPI 1-25	RPI 26-50	W-L RECORDS	RPI 51-100	RPI 150+					
28- 3	0- 0	0- 1	OVERALL	1- 2	19- 0					
15- 2	0- 0	0- 0	HOME	0- 2	11- 0					
13- 1	0- 0	0- 1	AWAY	1- 0	8- 0					
0- 0	0- 0	0- 0	NEUTRAL	0- 0	0- 0					
7- 3	0- 0	0- 1	NON-CONFERENCE	1- 2	4- 0					
3- 2	0- 0	0- 0	HOME	0- 2	2- 0					
4- 1	0- 0	0- 1	AWAY	1- 0	2- 0					
0- 0	0- 0	0- 0	NEUTRAL	0- 0	0- 0					
21- 0	0- 0	0- 0	CONFERENCE	0- 0	15- 0					
12- 0	0- 0	0- 0	HOME	0- 0	9- 0					
9- 0	0- 0	0- 0	AWAY	0- 0	6- 0					
0- 0	0- 0	0- 0	NEUTRAL	0- 0	0- 0					

RPI S	Opponent	Score	RPI S	Opponent	Score	RPI S	Opponent	Score	RPI S	Opponent	Score
31	A DePaul	68 76	53	H Illinois St.	49 60	105	H Drake	64 53			
			58	A Marquette	68 56	120	A Butler	69 64			
			59	H Wisconsin	47 59	120	H Butler	58 53			
						123	A Cleveland St.	65 49			
						123	H Cleveland St.	69 54			
						130	A Miami (FL)	63 61			
						145	A Valparaiso	68 60			
						145	H Valparaiso	76 45			
						172	A UNI	76 49			
						181	A Wright St.	62 51			
						181	H Wright St.	67 36			
						181	H Wright St.	70 39			
						190	A Ill.-Chicago	62 51			
						190	H Ill.-Chicago	73 52			
						202	H Missouri St.	80 56			
						211	A Milwaukee	47 36			
						211	H Milwaukee	65 41			
						211	H Milwaukee	66 56			
						221	A Detroit	59 44			
						221	H Detroit	62 43			
						221	H Detroit	60 46			
						245	A FIU	68 45			
						263	H Chicago St.	66 48			
						285	A Loyola (IL)	74 54			
						285	H Loyola (IL)	88 44			
						315	A Youngstown St.	62 42			
LAST 12 Division I GAMES:											
211	H Milwaukee	65 41	285	H Loyola (IL)	88 44						
181	H Wright St.	67 36	190	H Ill.-Chicago	73 52						
221	H Detroit	60 46	221	A Detroit	59 44						
211	H Milwaukee	66 56	181	A Wright St.	62 51						
120	A Butler	69 64	123	H Cleveland St.	69 54						
145	A Valparaiso	68 60	315	H Youngstown St.	79 42						

Non-Div I Games: North Dakota 66 41

Green Bay

■ Loss,
 ■ Non-Conf, S Site,
 ■ Home
 ■ Away
 N Neutral

RPI	S	Opponent	Score
315	H	Youngstown St.	79 42

G
r
e
e
n
B
a
y

G
r
e
e
n
B
a
y

Green Bay

Average RPI Win:	271	WON-LOST	WINNING	LAST 12	STRENGTH OF	OPP. STRENGTH	TEAM	ADJ.	CONF.	ADJ CONF.
Average RPI Loss:	139	RECORD	PCT. RANK	GAMES	SCHEDULE	OF SCHEDULE	RPI	RPI	RPI	RPI
DIV. I ONLY	16- 16	167	8- 4	258	285	222	212	30	30	
DIV. I NON-CONF.	4- 8	235	1- 0	124	56	205	199	31	31	
TOTALS	RPI 1-25	RPI 26-50	W-L RECORDS	RPI 51-100	RPI 150+					
16- 16	0- 1	0- 2	OVERALL	0- 2	15- 6					
7- 5	0- 0	0- 1	HOME	0- 1	7- 1					
5- 10	0- 1	0- 1	AWAY	0- 1	5- 5					
4- 1	0- 0	0- 0	NEUTRAL	0- 0	3- 0					
4- 8	0- 1	0- 2	NON-CONFERENCE	0- 2	3- 1					
1- 3	0- 0	0- 1	HOME	0- 1	1- 0					
2- 5	0- 1	0- 1	AWAY	0- 1	2- 1					
1- 0	0- 0	0- 0	NEUTRAL	0- 0	0- 0					
12- 8	0- 0	0- 0	CONFERENCE	0- 0	12- 5					
6- 2	0- 0	0- 0	HOME	0- 0	6- 1					
3- 5	0- 0	0- 0	AWAY	0- 0	3- 4					
3- 1	0- 0	0- 0	NEUTRAL	0- 0	3- 0					

RPI 1-25				RPI 26-50				RPI 51-100				RPI 101+ Team's RPI: 212			
RPI	S	Opponent	Score	RPI	S	Opponent	Score	RPI	S	Opponent	Score	RPI	S	Opponent	Score
24	A	Temple	50 79	38	H	Charlotte	46 69	77	A	Georgetown	55 82	104	A	N.C. A&T	72 81
				48	A	Montana	47 88	94	H	Alabama	60 69	104	H	N.C. A&T	69 75
												104	N	N.C. A&T	54 76
												125	A	East Carolina	58 74
												134	H	St. Louis	52 65
												139	N	Nevada	62 59
												168	A	UNC Wilmington	57 69
												170	A	William & Mary	72 59
												188	A	Coppin St.	59 60
												188	H	Coppin St.	80 63
												206	H	Md.-East. Shore	57 47
												207	H	Delaware St.	68 64
												207	N	Delaware St.	58 56
												225	A	Morgan St.	55 77
												225	H	Morgan St.	87 90
												261	A	Florida A&M	59 68
												261	N	Florida A&M	70 58
												308	A	Howard	49 69
												308	H	Howard	64 52
												320	A	Bethune-Cookman	67 59
												324	A	Winston-Salem	65 48
												324	H	Winston-Salem	66 53
												334	A	South Carolina St.	77 59
												334	H	South Carolina St.	67 62
												340	A	Norfolk St.	73 48
												340	H	Norfolk St.	87 57
LAST 12 Division I GAMES:															
				104	N	N.C. A&T	54 76	340	A	Norfolk St.	73 48				
				261	N	Florida A&M	70 58	225	H	Morgan St.	87 90				
				207	N	Delaware St.	58 56	188	H	Coppin St.	80 63				
				340	N	Norfolk St.	68 49	324	A	Winston-Salem	65 48				
				308	A	Howard	49 69	334	A	South Carolina St.	77 59				
				104	A	N.C. A&T	72 81	206	H	Md.-East. Shore	57 47				

Non-Div I Games:

Hampton

■ Loss,
■ Non-Conf,
■ S Site,
■ H Home
■ A Away
N Neutral

RPI	S	Opponent	Score
340	N	Norfolk St.	68 49

H
a
m
p
t
o
n

H
a
m
p
t
o
n

Hampton

Average RPI Win:	220	WON-LOST	WINNING	LAST 12	STRENGTH OF	OPP. STRENGTH	TEAM	ADJ.	CONF.	ADJ CONF.
Average RPI Loss:	60	RECORD	PCT. RANK	GAMES	SCHEDULE	OF SCHEDULE	RPI	RPI	RPI	RPI
DIV. I ONLY	20- 11	80	9- 3	73	145	74	67	22	22	
DIV. I NON-CONF.	5- 8	213	0- 1	1	12	45	42	18	18	
TOTALS	RPI 1-25	RPI 26-50	W-L RECORDS	RPI 51-100	RPI 150+					
20- 11	1- 3	0- 3	OVERALL	1- 3	13- 1					
11- 3	0- 0	0- 1	HOME	0- 1	7- 0					
7- 8	0- 3	0- 2	AWAY	0- 2	6- 1					
2- 0	1- 0	0- 0	NEUTRAL	1- 0	0- 0					
5- 8	1- 3	0- 3	NON-CONFERENCE	1- 1	0- 1					
3- 1	0- 0	0- 1	HOME	0- 0	0- 0					
0- 7	0- 3	0- 2	AWAY	0- 1	0- 1					
2- 0	1- 0	0- 0	NEUTRAL	1- 0	0- 0					
15- 3	0- 0	0- 0	CONFERENCE	0- 2	13- 0					
8- 2	0- 0	0- 0	HOME	0- 1	7- 0					
7- 1	0- 0	0- 0	AWAY	0- 1	6- 0					
0- 0	0- 0	0- 0	NEUTRAL	0- 0	0- 0					

RPI 1-25				RPI 26-50				RPI 51-100				Team's RPI: 67		RPI 101+			
RPI	S	Opponent	Score	RPI	S	Opponent	Score	RPI	S	Opponent	Score			RPI	S	Opponent	Score
1	A	Connecticut	41 78	31	A	DePaul	71 80	80	A	George Washington	65 67			115	A	Vermont	56 52
4	A	Louisville	42 70	34	H	Marist	73 78	81	N	Liberty	46 39			115	H	Vermont	57 47
5	N	Duke	53 51	46	A	Bowling Green	52 56	87	A	Boston U.	65 76			115	H	Vermont	56 66
13	A	Ohio St.	45 63					87	H	Boston U.	75 80			129	H	Dartmouth	73 40
														136	H	Providence	69 50
														143	H	St. Joseph's	80 56
														157	A	Quinnipiac	61 73
														213	A	Binghamton	74 54
														213	H	Binghamton	63 54
														243	A	UMBC	72 43
														243	H	UMBC	85 52
														283	A	New Hampshire	59 32
														283	H	New Hampshire	57 37
														309	A	Stony Brook	79 56
														309	H	Stony Brook	81 67
														309	H	Stony Brook	68 53
														317	A	Albany (NY)	83 51
														317	H	Albany (NY)	73 47
														322	A	Maine	77 46
														322	H	Maine	82 34
LAST 12 Division I GAMES:																	
				115	H	Vermont	56 66					317	A	Albany (NY)	83 51		
				309	H	Stony Brook	68 53					243	A	UMBC	72 43		
				283	H	New Hampshire	57 37					34	H	Marist	73 78		
				115	H	Vermont	57 47					213	A	Binghamton	74 54		
				309	A	Stony Brook	79 56					322	H	Maine	82 34		
				87	H	Boston U.	75 80					283	A	New Hampshire	59 32		

Non-Div I Games:

Hartford

■ Loss,
 ■ Non-Conf,
 ■ S Site,
 ■ H Home
 ■ A Away
 N Neutral

Average RPI Win: 236		WON-LOST	WINNING	LAST 12	STRENGTH OF		OPP. STRENGTH	TEAM	ADJ.	CONF.	ADJ CONF.
Average RPI Loss: 140		RECORD	PCT. RANK	GAMES	SCHEDULE		OF SCHEDULE	RPI	RPI	RPI	RPI
DIV. I ONLY		19- 9	66	10- 2	269		221	133	140	27	26
DIV. I NON-CONF.		8- 6	128	0- 0	194		127	141	143	24	24
TOTALS		RPI 1-25	RPI 26-50		W-L RECORDS		RPI 51-100		RPI 150+		
19- 9	0- 0	0- 1		OVERALL		1- 2		17- 3			
8- 3	0- 0	0- 1		HOME		0- 0		7- 1			
10- 4	0- 0	0- 0		AWAY		1- 2		9- 0			
1- 2	0- 0	0- 0		NEUTRAL		0- 0		1- 2			
8- 6	0- 0	0- 1		NON-CONFERENCE		1- 2		6- 2			
3- 1	0- 0	0- 1		HOME		0- 0		2- 0			
4- 3	0- 0	0- 0		AWAY		1- 2		3- 0			
1- 2	0- 0	0- 0		NEUTRAL		0- 0		1- 2			
11- 3	0- 0	0- 0		CONFERENCE		0- 0		11- 1			
5- 2	0- 0	0- 0		HOME		0- 0		5- 1			
6- 1	0- 0	0- 0		AWAY		0- 0		6- 0			
0- 0	0- 0	0- 0		NEUTRAL		0- 0		0- 0			

[illegible]

Non-Div I Games:

Harvard

Loss, Non-Conf, S Site, H Home A Away N Neutral

Average RPI Win:	262	WON-LOST	WINNING	LAST 12	STRENGTH OF	OPP. STRENGTH	TEAM	ADJ.	CONF.	ADJ CONF.
Average RPI Loss:	160	RECORD	PCT. RANK	GAMES	SCHEDULE	OF SCHEDULE	RPI	RPI	RPI	RPI
DIV. I ONLY	8- 23	300	5- 7	224	215	290	287	24	24	
DIV. I NON-CONF.	3- 10	285	0- 0	154	106	258	257	23	23	
TOTALS	RPI 1-25	RPI 26-50	W-L RECORDS	RPI 51-100	RPI 150+					
8- 23	0- 1	0- 2	OVERALL	0- 3	8- 12					
5- 11	0- 1	0- 2	HOME	0- 1	5- 5					
1- 7	0- 0	0- 0	AWAY	0- 1	1- 5					
2- 5	0- 0	0- 0	NEUTRAL	0- 1	2- 2					
3- 10	0- 1	0- 2	NON-CONFERENCE	0- 0	3- 4					
2- 6	0- 1	0- 2	HOME	0- 0	2- 2					
0- 0	0- 0	0- 0	AWAY	0- 0	0- 0					
1- 4	0- 0	0- 0	NEUTRAL	0- 0	1- 2					
5- 13	0- 0	0- 0	CONFERENCE	0- 3	5- 8					
3- 5	0- 0	0- 0	HOME	0- 1	3- 3					
1- 7	0- 0	0- 0	AWAY	0- 1	1- 5					
1- 1	0- 0	0- 0	NEUTRAL	0- 1	1- 0					

RPI 1-25				RPI 26-50				RPI 51-100				RPI 101+ Team's RPI: 287			
RPI	S	Opponent	Score	RPI	S	Opponent	Score	RPI	S	Opponent	Score	RPI	S	Opponent	Score
10	H	Stanford	54 83	28	H	Purdue	74 90	91	A	Fresno St.	50 78	128	H	Colorado	55 67
				39	H	San Diego St.	48 71	91	H	Fresno St.	45 71	132	N	Arizona	50 62
								91	N	Fresno St.	50 65	139	A	Nevada	57 75
												139	H	Nevada	50 69
												149	N	Toledo	61 67
												151	N	Loyola Marymount	47 63
												156	H	Pepperdine	52 65
												158	A	Louisiana Tech	56 68
												158	H	Louisiana Tech	71 89
												162	H	Utah Valley	77 70
												208	H	Washington St.	48 66
												208	H	Washington St.	65 59
												220	A	Utah St.	63 61
												220	H	Utah St.	43 52
												226	A	Idaho	50 66
												226	H	Idaho	60 63
												227	A	Boise St.	61 70
												227	H	Boise St.	68 67
												291	A	New Mexico St.	57 69
												291	H	New Mexico St.	54 51
												293	N	Northern Ariz.	58 61
												313	N	UC Irvine	74 46
												337	A	San Jose St.	50 54
												337	H	San Jose St.	64 48
												337	N	San Jose St.	70 57
LAST 12 Division I GAMES:															
				91	N	Fresno St.	50 65	291	H	New Mexico St.	54 51				
				337	N	San Jose St.	70 57	291	A	New Mexico St.	57 69				
				139	A	Nevada	57 75	158	A	Louisiana Tech	56 68				
				227	H	Boise St.	68 67	337	H	San Jose St.	64 48				
				226	H	Idaho	60 63	226	A	Idaho	50 66				
				158	H	Louisiana Tech	71 89	220	A	Utah St.	63 61				

Non-Div I Games:

Hawaii

■ Loss,
■ Non-Conf, S Site,
■ Home
■ Away
N Neutral

Average RPI Win:	273	WON-LOST	WINNING	LAST 12	STRENGTH OF	OPP. STRENGTH	TEAM	ADJ.	CONF.	ADJ CONF.
Average RPI Loss:	188	RECORD	PCT. RANK	GAMES	SCHEDULE	OF SCHEDULE	RPI	RPI	RPI	RPI
DIV. I ONLY	13- 16	200	6- 6	313	295	260	260	29	29	
DIV. I NON-CONF.	4- 9	251	1- 0	311	229	310	308	29	29	
TOTALS	RPI 1-25	RPI 26-50	W-L RECORDS	RPI 51-100	RPI 150+					
13- 16	0- 1	0- 0	OVERALL	1- 2	12- 11					
10- 3	0- 0	0- 0	HOME	1- 0	9- 3					
3- 12	0- 1	0- 0	AWAY	0- 2	3- 7					
0- 1	0- 0	0- 0	NEUTRAL	0- 0	0- 1					
4- 9	0- 1	0- 0	NON-CONFERENCE	0- 1	4- 5					
3- 1	0- 0	0- 0	HOME	0- 0	3- 1					
1- 7	0- 1	0- 0	AWAY	0- 1	1- 3					
0- 1	0- 0	0- 0	NEUTRAL	0- 0	0- 1					
9- 7	0- 0	0- 0	CONFERENCE	1- 1	8- 6					
7- 2	0- 0	0- 0	HOME	1- 0	6- 2					
2- 5	0- 0	0- 0	AWAY	0- 1	2- 4					
0- 0	0- 0	0- 0	NEUTRAL	0- 0	0- 0					

RPI 1-25				RPI 26-50				RPI 51-100				RPI 101+ Team's RPI: 260			
RPI	S	Opponent	Score	RPI	S	Opponent	Score	RPI	S	Opponent	Score	RPI	S	Opponent	Score
19	A	Virginia	48 78					75	A	Arkansas	46 63	101	A	UTSA	59 65
								81	A	Liberty	42 65	113	A	South Carolina	52 73
								81	H	Liberty	58 53	167	N	Prairie View	57 87
												169	A	Mercer	69 79
												184	H	Ga. Southern	69 80
												209	A	UNC Greensboro	69 74
												250	A	Winthrop	54 55
												250	H	Winthrop	73 62
												253	A	Coastal Caro.	67 66
												253	H	Coastal Caro.	71 63
												256	A	Campbell	56 67
												262	A	Radford	60 76
												262	H	Radford	65 55
												264	A	Gardner-Webb	60 63
												264	H	Gardner-Webb	76 78
												264	H	Gardner-Webb	55 44
												297	A	UNC Asheville	59 68
												297	H	UNC Asheville	59 51
												297	H	UNC Asheville	72 67
												298	H	George Mason	66 55
												303	A	Charleston So.	73 68
												303	H	Charleston So.	79 82
												319	H	Elon	82 48
												339	A	Presbyterian	64 52
												339	H	Presbyterian	75 33
LAST 12 Division I GAMES:															
264	H	Gardner-Webb	76 78	262	A	Radford	60 76								
297	H	UNC Asheville	72 67	264	A	Gardner-Webb	60 63								
81	H	Liberty	58 53	303	H	Charleston So.	79 82								
250	H	Winthrop	73 62	253	H	Coastal Caro.	71 63								
339	A	Presbyterian	64 52	81	A	Liberty	42 65								
297	A	UNC Asheville	59 68	297	H	UNC Asheville	59 51								

Non-Div I Games: Chowan 75 57 Emory & Henry 125 45

High Point

Loss, Non-Conf, S Site, H Home A Away N Neutral

Average RPI Win: 221	WON-LOST	WINNING	LAST 12	STRENGTH OF	OPP. STRENGTH	TEAM	ADJ.	CONF.	ADJ CONF.
Average RPI Loss: 103	RECORD	PCT. RANK	GAMES	SCHEDULE	OF SCHEDULE	RPI	RPI	RPI	RPI
DIV. I ONLY	16- 14	144	4- 8	172	122	161	155	9	9
DIV. I NON-CONF.	8- 3	64	0- 0	324	260	171	170	10	10
TOTALS	RPI 1-25	RPI 26-50	W-L RECORDS	RPI 51-100	RPI 150+				
16- 14	0- 0	0- 4	OVERALL	1- 4	13- 6				
8- 5	0- 0	0- 1	HOME	1- 2	6- 2				
6- 7	0- 0	0- 2	AWAY	0- 2	5- 3				
2- 2	0- 0	0- 1	NEUTRAL	0- 0	2- 1				
8- 3	0- 0	0- 2	NON-CONFERENCE	0- 0	8- 1				
4- 0	0- 0	0- 0	HOME	0- 0	4- 0				
2- 2	0- 0	0- 1	AWAY	0- 0	2- 1				
2- 1	0- 0	0- 1	NEUTRAL	0- 0	2- 0				
8- 11	0- 0	0- 2	CONFERENCE	1- 4	5- 5				
4- 5	0- 0	0- 1	HOME	1- 2	2- 2				
4- 5	0- 0	0- 1	AWAY	0- 2	3- 2				
0- 1	0- 0	0- 0	NEUTRAL	0- 0	0- 1				

RPI S	Opponent	Score	RPI S	Opponent	Score	RPI S	Opponent	Score	RPI S	Opponent	Score	Team's RPI: 155
30	N Arizona St.	54 80	57	A James Madison	50 62	116	A Towson	56 53				
33	A VCU	58 83	57	H James Madison	68 71	116	H Towson	57 55				
33	H VCU	43 55	63	A Drexel	66 71	168	A UNC Wilmington	62 72				
40	A Boston College	60 71	63	H Drexel	50 57	168	H UNC Wilmington	53 58				
			88	H Old Dominion	66 51	170	H William & Mary	55 45				
						170	N William & Mary	62 63				
						174	A Delaware	62 53				
						174	H Delaware	58 49				
						175	A Iona	57 61				
						195	A Northeastern	51 55				
						195	H Northeastern	52 57				
						210	A Georgia St.	59 49				
						222	A St. Peter's	64 57				
						229	N Southern Ill.	71 67				
						248	A Buffalo	80 73				
						251	H Rice	68 58				
						255	H Manhattan	81 61				
						298	A George Mason	71 59				
						322	H Maine	60 56				
						327	N NJIT	60 43				
						335	H St. Francis (NY)	70 46				
LAST 12 Division I GAMES:												
170	N William & Mary	62 63	168	A UNC Wilmington	62 72							
195	A Northeastern	51 55	57	A James Madison	50 62							
168	H UNC Wilmington	53 58	116	A Towson	56 53							
298	A George Mason	71 59	174	H Delaware	58 49							
33	H VCU	43 55	57	H James Madison	68 71							
88	H Old Dominion	66 51	63	H Drexel	50 57							

Non-Div I Games:

Hofstra

■ Loss,
 ■ Non-Conf, S Site,
 ■ Home
 ■ Away
 N Neutral

Holy Cross

Through Games Of Sunday, March 15, 2009

Average RPI Win:	213	WON-LOST	WINNING	LAST 12	STRENGTH OF	OPP. STRENGTH	TEAM	ADJ.	CONF.	ADJ CONF.
Average RPI Loss:	157	RECORD	PCT. RANK	GAMES	SCHEDULE	OF SCHEDULE	RPI	RPI	RPI	RPI
DIV. I ONLY	13- 17	206	5- 7	117	226	186	187	17	17	
DIV. I NON-CONF.	5- 10	235	0- 0	158	171	224	224	22	22	
TOTALS	RPI 1-25	RPI 26-50	W-L RECORDS	RPI 51-100	RPI 150+					
13- 17	0- 1	0- 1	OVERALL	1- 2	9- 9					
7- 6	0- 0	0- 1	HOME	0- 1	6- 3					
4- 9	0- 1	0- 0	AWAY	0- 1	3- 4					
2- 2	0- 0	0- 0	NEUTRAL	1- 0	0- 2					
5- 10	0- 1	0- 1	NON-CONFERENCE	1- 0	2- 5					
2- 4	0- 0	0- 1	HOME	0- 0	2- 2					
1- 5	0- 1	0- 0	AWAY	0- 0	0- 2					
2- 1	0- 0	0- 0	NEUTRAL	1- 0	0- 1					
8- 7	0- 0	0- 0	CONFERENCE	0- 2	7- 4					
5- 2	0- 0	0- 0	HOME	0- 1	4- 1					
3- 4	0- 0	0- 0	AWAY	0- 1	3- 2					
0- 1	0- 0	0- 0	NEUTRAL	0- 0	0- 1					

RPI 1-25				RPI 26-50				RPI 51-100				RPI 101+ Team's RPI: 187			
RPI	S	Opponent	Score	RPI	S	Opponent	Score	RPI	S	Opponent	Score	RPI	S	Opponent	Score
1	A	Connecticut	37 96	40	H	Boston College	69 82	63	N	Drexel	63 58	110	N	Missouri	94 93
								86	A	Lehigh	60 71	115	A	Vermont	53 71
								86	H	Lehigh	70 72	127	A	American	58 64
												127	H	American	58 55
												129	A	Dartmouth	57 45
												140	H	Harvard	57 73
												143	A	St. Joseph's	53 74
												173	A	Army	62 63
												173	H	Army	57 41
												173	N	Army	47 54
												180	A	Bucknell	44 58
												180	H	Bucknell	66 60
												195	A	Northeastern	47 66
												219	A	Rhode Island	53 60
												222	H	St. Peter's	52 60
												228	A	Navy	67 58
												228	H	Navy	50 59
												238	A	Lafayette	60 45
												238	H	Lafayette	82 64
												266	H	Yale	63 65
												280	N	Western Ill.	55 64
												301	H	Bryant	73 54
												322	H	Maine	68 63
												333	A	Colgate	72 52
												333	H	Colgate	75 57
LAST 12 Division I GAMES:															
				173	N	Army	47 54					173	A	Army	62 63
				86	A	Lehigh	60 71					238	H	Lafayette	82 64
				333	H	Colgate	75 57					86	H	Lehigh	70 72
				127	H	American	58 55					333	A	Colgate	72 52
				228	A	Navy	67 58					127	A	American	58 64
				180	A	Bucknell	44 58					228	H	Navy	50 59

Non-Div I Games:

Holy Cross

■ Loss,
 ■ Non-Conf, S Site,
 ■ Home
 ■ Away
 N Neutral

Average RPI Win: 191	WON-LOST	WINNING	LAST 12	STRENGTH OF	OPP. STRENGTH	TEAM	ADJ.	CONF.	ADJ CONF.
Average RPI Loss: 112	RECORD	PCT. RANK	GAMES	SCHEDULE	OF SCHEDULE	RPI	RPI	RPI	RPI
DIV. I ONLY	19- 10	78	8- 4	171	119	108	111	11	11
DIV. I NON-CONF.	8- 4	85	0- 0	149	143	92	93	11	11
TOTALS	RPI 1-25	RPI 26-50	W-L RECORDS	RPI 51-100	RPI 150+				
19- 10	0- 0	0- 2	OVERALL	1- 3	12- 3				
12- 2	0- 0	0- 0	HOME	1- 0	7- 2				
6- 6	0- 0	0- 1	AWAY	0- 3	4- 1				
1- 2	0- 0	0- 1	NEUTRAL	0- 0	1- 0				
8- 4	0- 0	0- 2	NON-CONFERENCE	0- 2	6- 0				
6- 0	0- 0	0- 0	HOME	0- 0	4- 0				
1- 3	0- 0	0- 1	AWAY	0- 2	1- 0				
1- 1	0- 0	0- 1	NEUTRAL	0- 0	1- 0				
11- 6	0- 0	0- 0	CONFERENCE	1- 1	6- 3				
6- 2	0- 0	0- 0	HOME	1- 0	3- 2				
5- 3	0- 0	0- 0	AWAY	0- 1	3- 1				
0- 1	0- 0	0- 0	NEUTRAL	0- 0	0- 0				

RPI S	Opponent	Score	RPI S	Opponent	Score	RPI S	Opponent	Score	RPI S	Opponent	Score	Team's RPI: 111
40	N Boston College	56 62	44	A TCU	72 91	54	A Kansas	56 73	117	H UCF	80 65	
						70	A Oregon St.	47 69	117	N UCF	66 79	
						84	A SMU	56 59	124	A Tulane	58 56	
						84	H SMU	75 73	124	H Tulane	60 53	
									125	A East Carolina	66 65	
									130	H Miami (FL)	70 64	
									135	A Southern Miss.	65 74	
									138	H Cal Poly	68 57	
									154	A Marshall	67 58	
									160	A UTEP	67 74	
									160	H UTEP	72 75	
									200	H Memphis	83 65	
									201	H Akron	74 59	
									204	H UAB	61 50	
									216	H Southeastern La.	73 58	
									224	A North Texas	80 66	
									248	N Buffalo	80 62	
									251	A Rice	66 56	
									251	H Rice	70 50	
									252	A Tulsa	68 46	
									252	H Tulsa	55 59	
									264	H Gardner-Webb	79 58	
									315	H Texas Southern	64 44	
LAST 12 Division I GAMES:												
117	N UCF	66 79	124	H Tulane	60 53							
125	A East Carolina	66 65	251	H Rice	70 50							
154	A Marshall	67 58	251	A Rice	66 56							
252	H Tulsa	55 59	252	A Tulsa	68 46							
84	H SMU	75 73	84	A SMU	56 59							
160	H UTEP	72 75	117	H UCF	80 65							

Non-Div I Games:

Houston

■ Loss,
 ■ Non-Conf,
 ■ S Site,
 ■ Home
 ■ A Away
 N Neutral

Average RPI Win: 305		WON-LOST	WINNING	LAST 12	STRENGTH OF	OPP. STRENGTH	TEAM	ADJ.	CONF.	ADJ CONF.
Average RPI Loss: 194		RECORD	PCT. RANK	GAMES	SCHEDULE	OF SCHEDULE	RPI	RPI	RPI	RPI
DIV. I ONLY		9- 22	285	6- 6	302	324	307	308	30	30
DIV. I NON-CONF.		1- 12	337	0- 1	308	295	336	335	31	31
TOTALS	RPI 1-25		RPI 26-50		W-L RECORDS		RPI 51-100		RPI 150+	
9- 22	0- 0		0- 0		OVERALL		0- 1		9- 16	
5- 9	0- 0		0- 0		HOME		0- 0		5- 7	
3- 11	0- 0		0- 0		AWAY		0- 1		3- 8	
1- 2	0- 0		0- 0		NEUTRAL		0- 0		1- 1	
1- 12	0- 0		0- 0		NON-CONFERENCE		0- 1		1- 9	
1- 5	0- 0		0- 0		HOME		0- 0		1- 4	
0- 6	0- 0		0- 0		AWAY		0- 1		0- 4	
0- 1	0- 0		0- 0		NEUTRAL		0- 0		0- 1	
8- 10	0- 0		0- 0		CONFERENCE		0- 0		8- 7	
4- 4	0- 0		0- 0		HOME		0- 0		4- 3	
3- 5	0- 0		0- 0		AWAY		0- 0		3- 4	
1- 1	0- 0		0- 0		NEUTRAL		0- 0		1- 0	

[illegible]

Non-Div I Games:

Howard

Loss, Non-Conf, S Site, H Home A Away N Neutral

RPI	S	Opponent	Score	
334	A	South Carolina St.	73	56
334	H	South Carolina St.	64	46
340	A	Norfolk St.	72	54
340	H	Norfolk St.	71	45

Howard

H
o
w
a
r
d

H
o
w
a
r
d

Average RPI Win:	258	WON-LOST	WINNING	LAST 12	STRENGTH OF	OPP. STRENGTH	TEAM	ADJ.	CONF.	ADJ CONF.
Average RPI Loss:	129	RECORD	PCT. RANK	GAMES	SCHEDULE	OF SCHEDULE	RPI	RPI	RPI	RPI
DIV. I ONLY	15- 15	167	6- 6	229	199	193	198	20	20	
DIV. I NON-CONF.	4- 6	206	0- 0	238	102	221	223	21	21	
TOTALS	RPI 1-25	RPI 26-50	W-L RECORDS	RPI 51-100	RPI 150+					
15- 15	0- 0	0- 4	OVERALL	0- 4	14- 6					
6- 5	0- 0	0- 1	HOME	0- 1	6- 3					
6- 7	0- 0	0- 2	AWAY	0- 3	6- 2					
3- 3	0- 0	0- 1	NEUTRAL	0- 0	2- 1					
4- 6	0- 0	0- 1	NON-CONFERENCE	0- 2	3- 2					
1- 1	0- 0	0- 0	HOME	0- 0	1- 1					
1- 3	0- 0	0- 1	AWAY	0- 2	1- 0					
2- 2	0- 0	0- 0	NEUTRAL	0- 0	1- 1					
11- 9	0- 0	0- 3	CONFERENCE	0- 2	11- 4					
5- 4	0- 0	0- 1	HOME	0- 1	5- 2					
5- 4	0- 0	0- 1	AWAY	0- 1	5- 2					
1- 1	0- 0	0- 1	NEUTRAL	0- 0	1- 0					

RPI S	Opponent	Score	RPI S	Opponent	Score	RPI S	Opponent	Score	RPI S	Opponent	Score	Team's RPI: 198
26	A South Dakota St.	49 96	26	H South Dakota St.	48 64	66	A Oakland	53 71	132	N Virginia Tech	64 52	
26	H South Dakota St.	48 64	26	N South Dakota St.	53 68	66	H Oakland	63 72	141	N Jacksonville	56 59	
26	N South Dakota St.	53 68	28	A Purdue	44 80	78	A Kentucky	60 82	176	A North Dakota St.	41 61	
						96	A Cincinnati	58 67	176	H North Dakota St.	63 41	
									181	N Wright St.	57 59	
									186	A Northern Ill.	72 58	
									242	H S.C. Upstate	63 73	
									247	A Oral Roberts	62 57	
									247	H Oral Roberts	59 51	
									249	A IPFW	70 61	
									249	H IPFW	56 61	
									249	N IPFW	61 59	
									257	H Cornell	66 57	
									270	A UMKC	48 58	
									270	H UMKC	75 80	
									280	A Western Ill.	59 43	
									280	H Western Ill.	67 38	
									299	A Southern Utah	76 53	
									299	H Southern Utah	68 47	
									308	N Howard	61 45	
									332	A Centenary (LA)	57 55	
									332	H Centenary (LA)	65 53	
LAST 12 Division I GAMES:												
26	N South Dakota St.	53 68	247	A Oral Roberts	62 57							
249	N IPFW	61 59	26	H South Dakota St.	48 64							
280	A Western Ill.	59 43	176	H North Dakota St.	63 41							
249	H IPFW	56 61	299	A Southern Utah	76 53							
66	H Oakland	63 72	270	A UMKC	48 58							
332	A Centenary (LA)	57 55	66	A Oakland	53 71							

Non-Div I Games: Ind.-Southeast 66 40

IUPUI

■ Loss,
 ■ Non-Conf,
 ■ S Site,
 ■ Home
 ■ A Away
 N Neutral

Average RPI Win: 240		WON-LOST	WINNING	LAST 12	STRENGTH OF	OPP. STRENGTH	TEAM	ADJ.	CONF.	ADJ CONF.
Average RPI Loss: 169		RECORD	PCT. RANK	GAMES	SCHEDULE	OF SCHEDULE	RPI	RPI	RPI	RPI
DIV. I ONLY		13- 15	189	7- 5	237	259	225	226	24	24
DIV. I NON-CONF.		3- 8	268	0- 0	191	203	261	264	23	23
TOTALS		RPI 1-25	RPI 26-50	W-L RECORDS		RPI 51-100	RPI 150+			
13- 15	0- 0		0- 1	OVERALL		2- 1	10- 9			
7- 6	0- 0		0- 1	HOME		1- 0	6- 4			
5- 8	0- 0		0- 0	AWAY		1- 1	4- 4			
1- 1	0- 0		0- 0	NEUTRAL		0- 0	0- 1			
3- 8	0- 0		0- 1	NON-CONFERENCE		0- 1	2- 4			
2- 3	0- 0		0- 1	HOME		0- 0	2- 2			
0- 5	0- 0		0- 0	AWAY		0- 1	0- 2			
1- 0	0- 0		0- 0	NEUTRAL		0- 0	0- 0			
10- 7	0- 0		0- 0	CONFERENCE		2- 0	8- 5			
5- 3	0- 0		0- 0	HOME		1- 0	4- 2			
5- 3	0- 0		0- 0	AWAY		1- 0	4- 2			
0- 1	0- 0		0- 0	NEUTRAL		0- 0	0- 1			

[illegible]

Non-Div I Games:

Idaho

Loss, Non-Conf, S Site, H Home A Away N Neutral

Average RPI Win:	289	WON-LOST	WINNING	LAST 12	STRENGTH OF	OPP. STRENGTH	TEAM	ADJ.	CONF.	ADJ CONF.
Average RPI Loss:	165	RECORD	PCT. RANK	GAMES	SCHEDULE	OF SCHEDULE	RPI	RPI	RPI	RPI
DIV. I ONLY	10- 20	256	6- 6	230	280	269	271	25	25	
DIV. I NON-CONF.	2- 10	308	0- 0	233	233	311	312	25	25	
TOTALS	RPI 1-25	RPI 26-50	W-L RECORDS	RPI 51-100	RPI 150+					
10- 20	0- 0	0- 4	OVERALL	0- 3	10- 11					
3- 7	0- 0	0- 1	HOME	0- 1	3- 4					
5- 11	0- 0	0- 2	AWAY	0- 2	5- 6					
2- 2	0- 0	0- 1	NEUTRAL	0- 0	2- 1					
2- 10	0- 0	0- 1	NON-CONFERENCE	0- 1	2- 6					
0- 2	0- 0	0- 0	HOME	0- 0	0- 1					
1- 6	0- 0	0- 0	AWAY	0- 1	1- 4					
1- 2	0- 0	0- 1	NEUTRAL	0- 0	1- 1					
8- 10	0- 0	0- 3	CONFERENCE	0- 2	8- 5					
3- 5	0- 0	0- 1	HOME	0- 1	3- 3					
4- 5	0- 0	0- 2	AWAY	0- 1	4- 2					
1- 0	0- 0	0- 0	NEUTRAL	0- 0	1- 0					

RPI S	Opponent	Score	RPI S	Opponent	Score	RPI S	Opponent	Score	RPI S	Opponent	Score	Team's RPI: 271
31	N DePaul	55 73	79	A New Mexico	47 82	128	A Colorado	57 73				
48	A Montana	56 70	97	A Portland St.	61 71	144	H Wyoming	55 61				
48	A Montana	48 70	97	H Portland St.	61 70	151	A Loyola Marymount	55 69				
48	H Montana	39 73				162	A Utah Valley	65 76				
						176	N North Dakota St.	55 68				
						220	A Utah St.	58 43				
						223	A Montana St.	52 71				
						223	H Montana St.	72 81				
						227	A Boise St.	58 65				
						237	H St. Mary's (CA)	71 75				
						281	A Eastern Wash.	69 59				
						281	H Eastern Wash.	71 54				
						293	A Northern Ariz.	62 60				
						293	H Northern Ariz.	60 66				
						295	A Northern Colo.	60 55				
						295	H Northern Colo.	63 58				
						296	A Weber St.	60 74				
						296	H Weber St.	77 78				
						299	A Southern Utah	61 75				
						300	A Sacramento St.	70 64				
						300	H Sacramento St.	64 57				
						300	N Sacramento St.	78 76				
						329	N Alcorn St.	67 50				
LAST 12 Division I GAMES:												
48	A Montana	56 70	223	H Montana St.	72 81							
300	N Sacramento St.	78 76	281	A Eastern Wash.	69 59							
296	A Weber St.	60 74	97	A Portland St.	61 71							
293	A Northern Ariz.	62 60	295	H Northern Colo.	63 58							
300	A Sacramento St.	70 64	296	H Weber St.	77 78							
48	H Montana	39 73	300	H Sacramento St.	64 57							

Non-Div I Games: Montana Western 83 60

Idaho St.

■ Loss,
 ■ Non-Conf,
 ■ S Site,
 ■ Home
 ■ A Away
 N Neutral

DIV. I ONLY				THROUGH GAMES OF SUNDAY, MARCH 13, 1965						
Average RPI Win:	225	WON-LOST	WINNING	LAST 12	STRENGTH OF	OPP. STRENGTH	TEAM	ADJ.	CONF.	ADJ CONF.
Average RPI Loss:	130	RECORD	PCT. RANK	GAMES	SCHEDULE	OF SCHEDULE	RPI	RPI	RPI	RPI
DIV. I ONLY	13- 16	200	3- 9	149	195	190	190	15	15	
DIV. I NON-CONF.	5- 5	152	0- 1	75	266	119	116	14	14	

TOTALS	RPI 1-25	RPI 26-50		W-L RECORDS		RPI 51-100		RPI 150+		
13- 16	0- 0	0- 3		OVERALL		0- 0		10- 4		
10- 5	0- 0	0- 2		HOME		0- 0		7- 0		
2- 11	0- 0	0- 1		AWAY		0- 0		2- 4		
1- 0	0- 0	0- 0		NEUTRAL		0- 0		1- 0		
5- 5	0- 0	0- 1		NON-CONFERENCE		0- 0		3- 1		
4- 2	0- 0	0- 1		HOME		0- 0		2- 0		
0- 3	0- 0	0- 0		AWAY		0- 0		0- 1		
1- 0	0- 0	0- 0		NEUTRAL		0- 0		1- 0		
8- 11	0- 0	0- 2		CONFERENCE		0- 0		7- 3		
6- 3	0- 0	0- 1		HOME		0- 0		5- 0		
2- 8	0- 0	0- 1		AWAY		0- 0		2- 3		
0- 0	0- 0	0- 0		NEUTRAL		0- 0		0- 0		

[illegible]

Non-Div I Games:	SIU Edwardsville	70	54
------------------	------------------	----	----

Ill.-Chicago

■ Loss, ■ Non-Conf, S Site, H Home A Away N Neutral

Average RPI Win:	168	WON-LOST	WINNING	LAST 12	STRENGTH OF	OPP. STRENGTH	TEAM	ADJ.	CONF.	ADJ CONF.
Average RPI Loss:	115	RECORD	PCT. RANK	GAMES	SCHEDULE	OF SCHEDULE	RPI	RPI	RPI	RPI
DIV. I ONLY	24- 7	29	9- 3	122	107	51	53	10	10	
DIV. I NON-CONF.	9- 3	52	0- 0	92	184	58	58	9	9	
TOTALS	RPI 1-25	RPI 26-50	W-L RECORDS	RPI 51-100	RPI 150+					
24- 7	0- 0	2- 1	OVERALL	1- 1	15- 2					
11- 1	0- 0	1- 0	HOME	1- 0	5- 1					
10- 4	0- 0	1- 1	AWAY	0- 1	7- 0					
3- 2	0- 0	0- 0	NEUTRAL	0- 0	3- 1					
9- 3	0- 0	2- 1	NON-CONFERENCE	0- 0	6- 0					
3- 0	0- 0	1- 0	HOME	0- 0	1- 0					
3- 2	0- 0	1- 1	AWAY	0- 0	2- 0					
3- 1	0- 0	0- 0	NEUTRAL	0- 0	3- 0					
15- 4	0- 0	0- 0	CONFERENCE	1- 1	9- 2					
8- 1	0- 0	0- 0	HOME	1- 0	4- 1					
7- 2	0- 0	0- 0	AWAY	0- 1	5- 0					
0- 1	0- 0	0- 0	NEUTRAL	0- 0	0- 1					

RPI S	Opponent	Score	RPI S	Opponent	Score	RPI S	Opponent	Score	RPI S	Opponent	Score
31	A DePaul	68 80	72	A Creighton	62 65	105	A Drake	64 57	214	H Wichita St.	94 68
42	A Green Bay	60 49	72	H Creighton	63 43	105	H Drake	61 51	202	H Missouri St.	70 59
47	H Ball St.	91 68				114	A Bradley	74 58	209	N UNC Greensboro	95 51
						114	H Bradley	82 61	214	H Wichita St.	94 68
						122	H Eastern Ill.	75 73	229	A Southern Ill.	71 68
						123	N Cleveland St.	50 64	229	H Southern Ill.	75 51
						124	A Tulane	62 75	236	N Robert Morris	94 82
						131	A Indiana St.	65 72	241	H Eastern Mich.	83 47
						131	H Indiana St.	69 48	259	N Western Mich.	82 51
						153	A Evansville	67 54	280	A Western Ill.	80 49
						153	H Evansville	75 62			
						153	N Evansville	60 73			
						172	A UNI	67 55			
						172	H UNI	73 76			
						186	A Northern Ill.	89 67			
						202	A Missouri St.	83 70			
						202	H Missouri St.	70 59			
						209	N UNC Greensboro	95 51			
						214	A Wichita St.	73 70			
						214	H Wichita St.	94 68			
						229	A Southern Ill.	71 68			
						229	H Southern Ill.	75 51			
						236	N Robert Morris	94 82			
						241	H Eastern Mich.	83 47			
						259	N Western Mich.	82 51			
						280	A Western Ill.	80 49			

LAST 12 Division I GAMES:

153	N	Evansville	60	73	229	A	Southern Ill.	71	68
72	A	Creighton	62	65	214	H	Wichita St.	94	68
105	A	Drake	64	57	202	H	Missouri St.	70	59
172	H	UNI	73	76	131	H	Indiana St.	69	48
114	H	Bradley	82	61	172	A	UNI	67	55
153	A	Evansville	67	54	114	A	Bradley	74	58

Non-Div I Games:

Illinois St.

Average RPI Win: 125		WON-LOST	WINNING	LAST 12	STRENGTH OF		OPP. STRENGTH	TEAM	ADJ.	CONF.	ADJ CONF.
Average RPI Loss: 47		RECORD	PCT. RANK	GAMES	SCHEDULE		OF SCHEDULE	RPI	RPI	RPI	RPI
DIV. I ONLY		19- 10	78	5- 7	88		19	56	55	5	5
DIV. I NON-CONF.		7- 2	48	0- 0	40		46	27	27	2	2
TOTALS		RPI 1-25	RPI 26-50		W-L RECORDS		RPI 51-100		RPI 150+		
19- 10	0- 4	4- 3		OVERALL		3- 1		4- 0			
8- 4	0- 2	3- 1		HOME		1- 0		1- 0			
9- 5	0- 2	1- 1		AWAY		2- 1		2- 0			
2- 1	0- 0	0- 1		NEUTRAL		0- 0		1- 0			
7- 2	0- 2	1- 0		NON-CONFERENCE		1- 0		2- 0			
2- 1	0- 1	1- 0		HOME		0- 0		0- 0			
4- 1	0- 1	0- 0		AWAY		1- 0		1- 0			
1- 0	0- 0	0- 0		NEUTRAL		0- 0		1- 0			
12- 8	0- 2	3- 3		CONFERENCE		2- 1		2- 0			
6- 3	0- 1	2- 1		HOME		1- 0		1- 0			
5- 4	0- 1	1- 1		AWAY		1- 1		1- 0			
1- 1	0- 0	0- 1		NEUTRAL		0- 0		0- 0			

RPI S	Opponent	Score	RPI S	Opponent	Score	RPI S	Opponent	Score	RPI S	Opponent	Score
13	A Ohio St.	51 59	28	H Purdue	71 57	52	A Minnesota	62 70	110	A Missouri	63 54
13	H Ohio St.	67 79	28	N Purdue	64 68	59	A Wisconsin	67 61	118	A Illinois	52 61
22	A Middle Tenn.	59 65	37	A Iowa	67 69	59	H Wisconsin	64 61	118	H Illinois	59 66
23	H Xavier	59 62	37	H Iowa	76 54	98	A West Virginia	77 73	120	H Butler	63 41
			47	H Ball St.	84 68				121	A Penn St.	84 77
			50	A Michigan St.	62 48				121	H Penn St.	65 55
			50	H Michigan St.	65 71				130	A Miami (FL)	69 54
									142	A Michigan	60 50
									142	H Michigan	67 61
									142	N Michigan	68 50
									235	A Northwestern	85 67
									235	H Northwestern	81 57
									237	A St. Mary's (CA)	80 63
									262	N Radford	74 47
LAST 12 Division I GAMES:											
28	N Purdue	64 68	50	H Michigan St.	65 71						
142	N Michigan	68 50	118	H Illinois	59 66						
142	H Michigan	67 61	37	A Iowa	67 69						
13	H Ohio St.	67 79	13	A Ohio St.	51 59						
235	A Northwestern	85 67	121	H Penn St.	65 55						
59	A Wisconsin	67 61	118	A Illinois	52 61						

Non-Div I Games:

Indiana

Average RPI Win: 157		WON-LOST	WINNING	LAST 12	STRENGTH OF		OPP. STRENGTH	TEAM	ADJ.	CONF.	ADJ CONF.
Average RPI Loss: 125		RECORD	PCT. RANK	GAMES	SCHEDULE		OF SCHEDULE	RPI	RPI	RPI	RPI
DIV. I ONLY		14- 16	185	4- 8	84		111	134	131	10	10
DIV. I NON-CONF.		4- 7	222	0- 0	43		158	156	154	9	9
<hr/>											
TOTALS	RPI 1-25	RPI 26-50		W-L RECORDS		RPI 51-100		RPI 150+			
14- 16	0- 0	0- 2		OVERALL		2- 3		8- 6			
9- 4	0- 0	0- 1		HOME		2- 1		4- 2			
5- 11	0- 0	0- 1		AWAY		0- 2		4- 4			
0- 1	0- 0	0- 0		NEUTRAL		0- 0		0- 0			
4- 7	0- 0	0- 2		NON-CONFERENCE		0- 1		2- 2			
1- 3	0- 0	0- 1		HOME		0- 1		0- 1			
3- 4	0- 0	0- 1		AWAY		0- 0		2- 1			
0- 0	0- 0	0- 0		NEUTRAL		0- 0		0- 0			
10- 9	0- 0	0- 0		CONFERENCE		2- 2		6- 4			
8- 1	0- 0	0- 0		HOME		2- 0		4- 1			
2- 7	0- 0	0- 0		AWAY		0- 2		2- 3			
0- 1	0- 0	0- 0		NEUTRAL		0- 0		0- 0			

RPI S	Opponent	Score	RPI S	Opponent	Score	RPI S	Opponent	Score	RPI S	Opponent	Score	Team's RPI: 131
29	H Kansas St.	43 58	53	A Illinois St.	48 69	105	A Drake	38 63				
47	A Ball St.	63 82	53	H Illinois St.	72 65	105	H Drake	50 38				
			58	H Marquette	53 77	114	A Bradley	62 81				
			72	A Creighton	35 54	114	H Bradley	62 58				
			72	H Creighton	56 54	114	N Bradley	49 70				
						120	A Butler	66 63				
						122	H Eastern Ill.	64 51				
						124	A Tulane	55 66				
						148	A Central Mich.	83 84				
						153	A Evansville	58 65				
						153	H Evansville	66 59				
						158	H Arkansas St.	68 76				
						172	A UNI	66 59				
						172	H UNI	56 51				
						185	A New Orleans	31 42				
						202	A Missouri St.	53 77				
						202	H Missouri St.	40 53				
						214	A Wichita St.	52 48				
						214	H Wichita St.	71 50				
						221	A Detroit	74 60				
						229	A Southern Ill.	71 74				
						229	H Southern Ill.	63 37				
						240	A Southeast Mo. St.	75 72				
LAST 12 Division I GAMES:												
114	N Bradley	49 70	153	A Evansville	58 65							
105	A Drake	38 63	202	H Missouri St.	40 53							
72	A Creighton	35 54	214	H Wichita St.	71 50							
114	H Bradley	62 58	53	A Illinois St.	48 69							
172	H UNI	56 51	114	A Bradley	62 81							
229	A Southern Ill.	71 74	172	A UNI	66 59							

Non-Div I Games:

Indiana St.

■ Loss,
 ■ Non-Conf,
 ■ S Site,
 ■ H Home
 ■ A Away
 N Neutral

Average RPI Win: 227	WON-LOST	WINNING	LAST 12	STRENGTH OF	OPP. STRENGTH	TEAM	ADJ.	CONF.	ADJ CONF.
Average RPI Loss: 154	RECORD	PCT. RANK	GAMES	SCHEDULE	OF SCHEDULE	RPI	RPI	RPI	RPI
DIV. I ONLY	18- 13	114	8- 4	239	187	172	175	16	16
DIV. I NON-CONF.	7- 4	99	0- 0	299	206	172	175	16	16
TOTALS	RPI 1-25	RPI 26-50	W-L RECORDS	RPI 51-100	RPI 150+				
18- 13	0- 0	0- 4	OVERALL	1- 0	17- 7				
8- 5	0- 0	0- 1	HOME	0- 0	8- 3				
9- 7	0- 0	0- 2	AWAY	1- 0	8- 4				
1- 1	0- 0	0- 1	NEUTRAL	0- 0	1- 0				
7- 4	0- 0	0- 1	NON-CONFERENCE	1- 0	6- 3				
3- 1	0- 0	0- 0	HOME	0- 0	3- 1				
4- 3	0- 0	0- 1	AWAY	1- 0	3- 2				
0- 0	0- 0	0- 0	NEUTRAL	0- 0	0- 0				
11- 9	0- 0	0- 3	CONFERENCE	0- 0	11- 4				
5- 4	0- 0	0- 1	HOME	0- 0	5- 2				
5- 4	0- 0	0- 1	AWAY	0- 0	5- 2				
1- 1	0- 0	0- 1	NEUTRAL	0- 0	1- 0				

RPI 1-25	RPI 26-50	RPI 51-100	RPI 101+	Team's RPI: 175
RPI S Opponent Score	RPI S Opponent Score	RPI S Opponent Score	RPI S Opponent Score	
	28 Purdue 65 82	98 West Virginia 52 44	106 Canisius 67 70	
	34 Marist 58 81		106 Canisius 51 68	
	34 Marist 60 69		155 Hofstra 61 57	
	34 N Marist 69 76		161 Monmouth 53 51	
			166 Fairfield 62 44	
			166 Fairfield 58 55	
			195 Siena 45 70	
			195 Siena 70 59	
			206 Md.-East. Shore 80 47	
			214 Wichita St. 64 66	
			222 St. Peter's 52 57	
			222 St. Peter's 75 54	
			222 N St. Peter's 63 57	
			232 Loyola (MD) 58 55	
			232 Loyola (MD) 79 55	
			239 Pacific 62 66	
			255 Manhattan 72 65	
			255 Manhattan 56 57	
			259 Western Mich. 44 54	
			265 Fordham 72 69	
			279 Rider 92 81	
			279 Rider 58 61	
			290 San Francisco 68 64	
			305 Niagara 73 52	
			305 Niagara 65 56	
			335 St. Francis (NY) 67 49	
LAST 12 Division I GAMES:				
34 N Marist 69 76	255 Manhattan 72 65			
222 N St. Peter's 63 57	222 St. Peter's 52 57			
222 St. Peter's 75 54	34 Marist 60 69			
106 Canisius 67 70	232 Loyola (MD) 58 55			
305 Niagara 73 52	305 Niagara 65 56			
195 Siena 70 59	232 Loyola (MD) 79 55			

Non-Div I Games:

Iona

Average RPI Win: 111		WON-LOST	WINNING	LAST 12	STRENGTH OF		OPP. STRENGTH	TEAM	ADJ.	CONF.	ADJ CONF.
Average RPI Loss: 36		RECORD	PCT. RANK	GAMES	SCHEDULE		OF SCHEDULE	RPI	RPI	RPI	RPI
DIV. I ONLY		21- 10	67	9- 3	53		11	37	37	5	5
DIV. I NON-CONF.		7- 4	99	0- 0	21		7	39	37	2	2
TOTALS		RPI 1-25	RPI 26-50		W-L RECORDS		RPI 51-100		RPI 150+		
21- 10	2- 2	0- 5		OVERALL		7- 3		4- 0			
13- 1	2- 0	0- 1		HOME		4- 0		3- 0			
6- 6	0- 1	0- 2		AWAY		1- 3		1- 0			
2- 3	0- 1	0- 2		NEUTRAL		2- 0		0- 0			
7- 4	1- 1	0- 2		NON-CONFERENCE		2- 1		2- 0			
5- 0	1- 0	0- 0		HOME		1- 0		2- 0			
1- 2	0- 1	0- 0		AWAY		0- 1		0- 0			
1- 2	0- 0	0- 2		NEUTRAL		1- 0		0- 0			
14- 6	1- 1	0- 3		CONFERENCE		5- 2		2- 0			
8- 1	1- 0	0- 1		HOME		3- 0		1- 0			
5- 4	0- 0	0- 2		AWAY		1- 2		1- 0			
1- 1	0- 1	0- 0		NEUTRAL		1- 0		0- 0			

RPI S	Opponent	Score	RPI S	Opponent	Score	Team's RPI: 37	RPI S	Opponent	Score	RPI S	Opponent	Score
5	A Duke	47 71	27	N California	43 76		51	N Texas Tech	56 48	105	A Drake	71 53
13	H Ohio St.	85 75	28	A Purdue	49 60		52	A Minnesota	58 64	118	A Illinois	72 62
13	N Ohio St.	56 72	28	H Purdue	60 69		52	H Minnesota	74 57	118	H Illinois	69 56
14	H Iowa St.	66 46	45	N South Fla.	79 82		52	N Minnesota	79 64	121	A Penn St.	63 57
			50	A Michigan St.	56 68		54	A Kansas	55 76	121	H Penn St.	97 89
							55	A Indiana	54 76	136	H Providence	64 46
							55	H Indiana	69 67	142	A Michigan	68 64
							59	A Wisconsin	73 63	142	H Michigan	77 69
							59	H Wisconsin	72 65	172	H UNI	72 46
							87	H Boston U.	83 58	234	H Texas St.	87 45
										235	A Northwestern	86 79
										235	H Northwestern	74 46
LAST 12 Division I GAMES:												
13	N Ohio St.	56 72	121	A Penn St.	63 57							
52	N Minnesota	79 64	13	H Ohio St.	85 75							
235	A Northwestern	86 79	52	A Minnesota	58 64							
118	H Illinois	69 56	55	H Indiana	69 67							
142	A Michigan	68 64	121	H Penn St.	97 89							
59	H Wisconsin	72 65	50	A Michigan St.	56 68							

Non-Div I Games:

Iowa

Average RPI Win:	109	WON-LOST	WINNING	LAST 12	STRENGTH OF	OPP. STRENGTH	TEAM	ADJ.	CONF.	ADJ CONF.
Average RPI Loss:	20	RECORD	PCT. RANK	GAMES	SCHEDULE	OF SCHEDULE	RPI	RPI	RPI	RPI
DIV. I ONLY	23- 8	41	8- 4	18	14	14	14	1	1	
DIV. I NON-CONF.	11- 2	29	0- 0	54	58	19	19	1	1	
TOTALS	RPI 1-25	RPI 26-50	W-L RECORDS	RPI 51-100	RPI 150+					
23- 8	3- 5	2- 2	OVERALL	7- 1	6- 0					
14- 1	2- 1	1- 0	HOME	4- 0	4- 0					
6- 5	0- 2	0- 2	AWAY	3- 1	1- 0					
3- 2	1- 2	1- 0	NEUTRAL	0- 0	1- 0					
11- 2	1- 1	1- 1	NON-CONFERENCE	2- 0	6- 0					
7- 0	1- 0	0- 0	HOME	1- 0	4- 0					
2- 1	0- 0	0- 1	AWAY	1- 0	1- 0					
2- 1	0- 1	1- 0	NEUTRAL	0- 0	1- 0					
12- 6	2- 4	1- 1	CONFERENCE	5- 1	0- 0					
7- 1	1- 1	1- 0	HOME	3- 0	0- 0					
4- 4	0- 2	0- 1	AWAY	2- 1	0- 0					
1- 1	1- 1	0- 0	NEUTRAL	0- 0	0- 0					

RPI	S	Opponent	Score	RPI	S	Opponent	Score	RPI	S	Opponent	Score	RPI	S	Opponent	Score
3	A	Oklahoma	49 58	29	A	Kansas St.	52 59	51	A	Texas Tech	59 52	105	H	Drake	65 52
6	A	Baylor	57 68	29	H	Kansas St.	60 50	52	H	Minnesota	58 42	110	A	Missouri	62 47
6	N	Baylor	57 63	37	A	Iowa	46 66	54	A	Kansas	47 58	110	H	Missouri	65 42
7	H	Texas A&M	67 50	39	N	San Diego St.	87 71	54	H	Kansas	59 49	128	A	Colorado	53 47
10	N	Stanford	45 83					65	H	Oklahoma St.	63 55	128	H	Colorado	76 63
18	H	Texas	52 55					69	A	Nebraska	62 48	167	N	Prairie View	75 59
18	N	Texas	59 55					69	H	Nebraska	61 38	172	A	UNI	79 54
25	H	Vanderbilt	55 51					72	A	Creighton	63 59	221	H	Detroit	75 39
												249	H	IPFW	84 57
												270	H	UMKC	77 45
												305	H	Niagara	89 39
LAST 12 Division I GAMES:															
6	N	Baylor	57 63	54	A	Kansas	47 58								
18	N	Texas	59 55	69	H	Nebraska	61 38								
54	H	Kansas	59 49	18	H	Texas	52 55								
110	A	Missouri	62 47	3	A	Oklahoma	49 58								
51	A	Texas Tech	59 52	128	A	Colorado	53 47								
128	H	Colorado	76 63	7	H	Texas A&M	67 50								

Non-Div I Games: North Dakota 76 46

Iowa St.

■ Loss,
 ■ Non-Conf, S Site,
 ■ Home
 ■ Away
 N Neutral

Average RPI Win:	313	WON-LOST	WINNING	LAST 12	STRENGTH OF	OPP. STRENGTH	TEAM	ADJ.	CONF.	ADJ CONF.
Average RPI Loss:	220	RECORD	PCT. RANK	GAMES	SCHEDULE	OF SCHEDULE	RPI	RPI	RPI	RPI
DIV. I ONLY	8- 20	288	5- 7	331	334	323	323	32	32	
DIV. I NON-CONF.	3- 7	255	0- 0	278	269	286	284	32	32	
TOTALS	RPI 1-25	RPI 26-50	W-L RECORDS	RPI 51-100	RPI 150+					
8- 20	0- 0	0- 2	OVERALL	0- 1	8- 16					
6- 5	0- 0	0- 0	HOME	0- 0	6- 5					
1- 12	0- 0	0- 2	AWAY	0- 0	1- 10					
1- 3	0- 0	0- 0	NEUTRAL	0- 1	1- 1					
3- 7	0- 0	0- 2	NON-CONFERENCE	0- 1	3- 3					
2- 0	0- 0	0- 0	HOME	0- 0	2- 0					
0- 4	0- 0	0- 2	AWAY	0- 0	0- 2					
1- 3	0- 0	0- 0	NEUTRAL	0- 1	1- 1					
5- 13	0- 0	0- 0	CONFERENCE	0- 0	5- 13					
4- 5	0- 0	0- 0	HOME	0- 0	4- 5					
1- 8	0- 0	0- 0	AWAY	0- 0	1- 8					
0- 0	0- 0	0- 0	NEUTRAL	0- 0	0- 0					

RPI S	Opponent	Score	RPI S	Opponent	Score	RPI S	Opponent	Score	RPI S	Opponent	Score	Team's RPI: 323
45	A South Fla.	51 110	49	A Utah	49 77	74	N Syracuse	74 85	124	N Tulane	48 74	
									167	A Prairie View	64 85	
									167	H Prairie View	38 58	
									185	N New Orleans	52 71	
									205	A Tennessee St.	46 62	
									230	A Southern U.	40 43	
									230	H Southern U.	55 62	
									272	A McNeese St.	45 49	
									277	A Alabama St.	45 60	
									277	H Alabama St.	45 57	
									278	A Ark.-Pine Bluff	61 71	
									278	H Ark.-Pine Bluff	63 68	
									284	A Mississippi Val.	68 70	
									284	H Mississippi Val.	68 65	
									294	A Alabama A&M	61 67	
									294	H Alabama A&M	72 52	
									302	N Cal St. Northridge	73 65	
									314	A Grambling	58 61	
									314	H Grambling	59 58	
									315	A Texas Southern	45 54	
									315	H Texas Southern	73 52	
									329	A Alcorn St.	72 61	
									329	H Alcorn St.	55 58	
									330	H Central Ark.	75 58	
									336	H Nicholls St.	82 44	
LAST 12 Division I GAMES:												
294	H Alabama A&M	72 52	315	H Texas Southern	73 52							
277	H Alabama St.	45 57	230	A Southern U.	40 43							
278	A Ark.-Pine Bluff	61 71	329	A Alcorn St.	72 61							
284	A Mississippi Val.	68 70	278	H Ark.-Pine Bluff	63 68							
314	H Grambling	59 58	284	H Mississippi Val.	68 65							
167	H Prairie View	38 58	314	A Grambling	58 61							

Non-Div I Games:

Jackson St.

■ Loss,
 ■ Non-Conf,
 ■ S Site,
 ■ Home
 ■ A Away
 N Neutral

Jacksonville

Through Games Of Sunday, March 15, 2009

Average RPI Win: 232	WON-LOST	WINNING	LAST 12	STRENGTH OF	OPP. STRENGTH	TEAM	ADJ.	CONF.	ADJ CONF.
Average RPI Loss: 116	RECORD	PCT. RANK	GAMES	SCHEDULE	OF SCHEDULE	RPI	RPI	RPI	RPI
DIV. I ONLY	19- 13	109	8- 4	191	166	139	141	18	18
DIV. I NON-CONF.	9- 8	150	2- 2	148	146	142	142	17	17
TOTALS	RPI 1-25	RPI 26-50	W-L RECORDS	RPI 51-100	RPI 150+				
19- 13	0- 1	0- 1	OVERALL	1- 5	18- 4				
8- 6	0- 0	0- 1	HOME	0- 2	8- 2				
8- 6	0- 1	0- 0	AWAY	0- 2	8- 2				
3- 1	0- 0	0- 0	NEUTRAL	1- 1	2- 0				
9- 8	0- 1	0- 1	NON-CONFERENCE	1- 2	8- 2				
4- 4	0- 0	0- 1	HOME	0- 1	4- 1				
3- 4	0- 1	0- 0	AWAY	0- 1	3- 1				
2- 0	0- 0	0- 0	NEUTRAL	1- 0	1- 0				
10- 5	0- 0	0- 0	CONFERENCE	0- 3	10- 2				
4- 2	0- 0	0- 0	HOME	0- 1	4- 1				
5- 2	0- 0	0- 0	AWAY	0- 1	5- 1				
1- 1	0- 0	0- 0	NEUTRAL	0- 1	1- 0				

RPI 1-25				RPI 26-50				RPI 51-100				RPI 101+ Team's RPI: 141			
RPI	S	Opponent	Score	RPI	S	Opponent	Score	RPI	S	Opponent	Score	RPI	S	Opponent	Score
21	A	Florida	51 74	29	H	Kansas St.	43 53	64	A	Fla. Gulf Coast	56 64	113	A	South Carolina	50 58
								64	H	Fla. Gulf Coast	67 68	117	H	UCF	71 75
								82	A	East Tenn. St.	77 86	165	A	Kennesaw St.	69 64
								82	H	East Tenn. St.	54 65	165	H	Kennesaw St.	70 56
								82	N	East Tenn. St.	52 58	169	A	Mercer	61 54
								84	N	SMU	67 65	169	H	Mercer	78 60
												178	A	Belmont	43 45
												178	H	Belmont	45 51
												178	N	Belmont	51 49
												198	N	IUPUI	59 56
												242	A	S.C. Upstate	78 58
												242	H	S.C. Upstate	64 69
												245	H	FIU	51 43
												253	A	Coastal Caro.	44 63
												256	A	Campbell	72 57
												256	H	Campbell	73 51
												267	A	North Fla.	61 42
												267	H	North Fla.	64 56
												288	A	Stetson	66 43
												288	H	Stetson	67 51
												292	A	Lipscomb	71 42
												292	A	Lipscomb	63 51
												292	H	Lipscomb	63 57
												298	H	George Mason	69 49
LAST 12 Division I GAMES:															
				82	N	East Tenn. St.	52 58	288	H	Stetson	67 51				
				178	N	Belmont	51 49	267	H	North Fla.	64 56				
				292	A	Lipscomb	63 51	256	H	Campbell	73 51				
				178	A	Belmont	43 45	169	A	Mercer	61 54				
				292	A	Lipscomb	71 42	165	A	Kennesaw St.	69 64				
				64	H	Fla. Gulf Coast	67 68	242	H	S.C. Upstate	64 69				

Non-Div I Games:

Jacksonville

Loss, Non-Conf, S Site, H Home A Away N Neutral

Average RPI Win:	296	WON-LOST	WINNING	LAST 12	STRENGTH OF	OPP. STRENGTH	TEAM	ADJ.	CONF.	ADJ CONF.
Average RPI Loss:	190	RECORD	PCT. RANK	GAMES	SCHEDULE	OF SCHEDULE	RPI	RPI	RPI	RPI
DIV. I ONLY	6- 23	311	3- 9	286	305	320	318	28	28	
DIV. I NON-CONF.	2- 8	294	0- 1	252	294	312	313	27	26	
TOTALS	RPI 1-25	RPI 26-50	W-L RECORDS	RPI 51-100	RPI 150+					
6- 23	0- 0	0- 0	OVERALL	0- 2	6- 15					
3- 9	0- 0	0- 0	HOME	0- 2	3- 5					
1- 12	0- 0	0- 0	AWAY	0- 0	1- 8					
2- 2	0- 0	0- 0	NEUTRAL	0- 0	2- 2					
2- 8	0- 0	0- 0	NON-CONFERENCE	0- 2	2- 5					
0- 3	0- 0	0- 0	HOME	0- 2	0- 1					
0- 3	0- 0	0- 0	AWAY	0- 0	0- 2					
2- 2	0- 0	0- 0	NEUTRAL	0- 0	2- 2					
4- 15	0- 0	0- 0	CONFERENCE	0- 0	4- 10					
3- 6	0- 0	0- 0	HOME	0- 0	3- 4					
1- 9	0- 0	0- 0	AWAY	0- 0	1- 6					
0- 0	0- 0	0- 0	NEUTRAL	0- 0	0- 0					

RPI S	Opponent	Score	RPI S	Opponent	Score	RPI S	Opponent	Score	RPI S	Opponent	Score	Team's RPI: 318
						77	H Georgetown	63 74	103	A North Carolina St.	38 76	
						100	H Samford	55 68	122	A Eastern Ill.	58 71	
									122	H Eastern Ill.	58 71	
									150	A Murray St.	69 79	
									150	A Murray St.	56 71	
									150	H Murray St.	86 93	
									165	H Kennesaw St.	51 69	
									177	A Troy	56 59	
									189	A Austin Peay	57 82	
									189	H Austin Peay	75 71	
									199	A Morehead St.	56 71	
									199	H Morehead St.	77 87	
									205	A Tennessee St.	50 65	
									205	H Tennessee St.	52 57	
									214	N Wichita St.	45 65	
									218	N Stephen F. Austin	51 61	
									240	A Southeast Mo. St.	37 57	
									240	H Southeast Mo. St.	60 82	
									268	A Tennessee Tech	60 84	
									268	H Tennessee Tech	46 78	
									276	N A&M-Corpus Christi	48 45	
									294	A Alabama A&M	56 69	
									310	A Eastern Ky.	62 67	
									310	H Eastern Ky.	73 55	
									325	N Longwood	50 42	
									338	A Tenn.-Martin	64 58	
LAST 12 Division I GAMES:												
150	A	Murray St.	69	79	338	A	Tenn.-Martin	64	58			
268	H	Tennessee Tech	46	78	310	H	Eastern Ky.	73	55			
165	H	Kennesaw St.	51	69	199	H	Morehead St.	77	87			
205	H	Tennessee St.	52	57	122	A	Eastern Ill.	58	71			
189	H	Austin Peay	75	71	240	A	Southeast Mo. St.	37	57			
150	A	Murray St.	56	71	189	A	Austin Peay	57	82			

Non-Div I Games: West Ga. 71 62

Jacksonville St.

RPI	S	Opponent	Score
338	H	Tenn.-Martin	55 49

Jacksonville St.
t.

Jacksonville St.

Jacksonville St.

Average RPI Win:	179	WON-LOST	WINNING	LAST 12	STRENGTH OF	OPP. STRENGTH	TEAM	ADJ.	CONF.	ADJ CONF.
Average RPI Loss:	74	RECORD	PCT. RANK	GAMES	SCHEDULE	OF SCHEDULE	RPI	RPI	RPI	RPI
DIV. I ONLY	23- 9	48	9- 3	96	96	57	57	9	9	
DIV. I NON-CONF.	7- 4	99	0- 0	180	63	106	106	10	10	
TOTALS	RPI 1-25	RPI 26-50	W-L RECORDS	RPI 51-100	RPI 150+					
23- 9	0- 1	1- 3	OVERALL	4- 2	17- 1					
13- 3	0- 0	1- 1	HOME	3- 1	8- 1					
9- 5	0- 1	0- 1	AWAY	1- 1	8- 0					
1- 1	0- 0	0- 1	NEUTRAL	0- 0	1- 0					
7- 4	0- 1	0- 1	NON-CONFERENCE	1- 1	6- 0					
4- 0	0- 0	0- 0	HOME	1- 0	3- 0					
2- 3	0- 1	0- 0	AWAY	0- 1	2- 0					
1- 1	0- 0	0- 1	NEUTRAL	0- 0	1- 0					
16- 5	0- 0	1- 2	CONFERENCE	3- 1	11- 1					
9- 3	0- 0	1- 1	HOME	2- 1	5- 1					
7- 2	0- 0	0- 1	AWAY	1- 0	6- 0					
0- 0	0- 0	0- 0	NEUTRAL	0- 0	0- 0					

RPI	S	Opponent	Score	RPI	S	Opponent	Score	RPI	S	Opponent	Score	RPI	S	Opponent	Score
2	A	Maryland	76 90	33	A	VCU	43 61	63	H	Drexel	60 56	116	A	Towson	51 61
				33	H	VCU	65 57	63	H	Drexel	58 64	116	H	Towson	74 56
				33	H	VCU	48 81	77	A	Georgetown	59 62	132	A	Virginia Tech	70 72
				40	N	Boston College	63 71	81	H	Liberty	77 64	155	A	Hofstra	71 68
								88	A	Old Dominion	72 67	155	H	Hofstra	62 50
								88	H	Old Dominion	73 57	168	A	UNC Wilmington	74 65
												168	H	UNC Wilmington	63 68
												170	A	William & Mary	73 72
												170	H	William & Mary	73 57
												174	A	Delaware	70 53
												180	H	Bucknell	76 56
												195	A	Siena	87 62
												195	H	Northeastern	51 49
												195	H	Northeastern	74 66
												210	A	Georgia St.	63 62
												241	N	Eastern Mich.	80 76
												243	H	UMBC	104 63
												262	H	Radford	85 61
												298	A	George Mason	90 65
												298	H	George Mason	70 65
												335	A	St. Francis (NY)	72 53
LAST 12 Division I GAMES:															
63	H	Drexel	58 64	210	A	Georgia St.	63 62								
33	H	VCU	65 57	168	H	UNC Wilmington	63 68								
195	H	Northeastern	51 49	33	A	VCU	43 61								
168	A	UNC Wilmington	74 65	155	H	Hofstra	62 50								
88	H	Old Dominion	73 57	195	H	Northeastern	74 66								
170	A	William & Mary	73 72	170	H	William & Mary	73 57								

Non-Div I Games:

James Madison

■ Loss,
 ■ Non-Conf, S Site,
 ■ Home
 ■ Away
 N Neutral

Kansas

Through Games Of Sunday, March 15, 2009

Average RPI Win:	128	WON-LOST	WINNING	LAST 12	STRENGTH OF	OPP. STRENGTH	TEAM	ADJ.	CONF.	ADJ CONF.
Average RPI Loss:	45	RECORD	PCT. RANK	GAMES	SCHEDULE	OF SCHEDULE	RPI	RPI	RPI	RPI
DIV. I ONLY	18- 13	114	6- 6	39	17	55	54	1	1	
DIV. I NON-CONF.	11- 2	29	0- 0	132	125	46	46	1	1	
TOTALS	RPI 1-25	RPI 26-50	W-L RECORDS	RPI 51-100	RPI 150+					
18- 13	2- 5	1- 2	OVERALL	5- 4	6- 0					
13- 3	2- 1	1- 1	HOME	2- 1	5- 0					
4- 9	0- 3	0- 1	AWAY	2- 3	1- 0					
1- 1	0- 1	0- 0	NEUTRAL	1- 0	0- 0					
11- 2	0- 0	1- 0	NON-CONFERENCE	2- 2	6- 0					
8- 0	0- 0	1- 0	HOME	1- 0	5- 0					
3- 2	0- 0	0- 0	AWAY	1- 2	1- 0					
0- 0	0- 0	0- 0	NEUTRAL	0- 0	0- 0					
7- 11	2- 5	0- 2	CONFERENCE	3- 2	0- 0					
5- 3	2- 1	0- 1	HOME	1- 1	0- 0					
1- 7	0- 3	0- 1	AWAY	1- 1	0- 0					
1- 1	0- 1	0- 0	NEUTRAL	1- 0	0- 0					

RPI S Opponent	Score	RPI S Opponent	Score	RPI S Opponent	Score	RPI S Opponent	Score
3 H Oklahoma	54 69	29 A Kansas St.	39 72	51 H Texas Tech	49 57	110 A Missouri	60 74
3 N Oklahoma	59 76	29 H Kansas St.	50 59	58 A Marquette	57 67	110 H Missouri	75 58
6 H Baylor	69 45	37 H Iowa	76 55	62 A UCLA	64 67	111 H Houston	73 56
7 A Texas A&M	60 73			65 A Oklahoma St.	67 52	128 A Colorado	62 69
14 A Iowa St.	49 59			69 A Nebraska	58 67	128 H Colorado	65 54
14 H Iowa St.	58 47			69 H Nebraska	70 57	134 A St. Louis	75 56
18 A Texas	66 74			69 N Nebraska	61 56	156 A Pepperdine	82 54
				72 A Creighton	59 58	166 H Fairfield	80 60
				82 H Sacred Heart	106 64	185 H New Orleans	64 42
						280 H Western Ill.	66 43
						291 H New Mexico St.	91 49
						337 H San Jose St.	93 49
LAST 12 Division I GAMES:							
3 N Oklahoma	59 76	14 H Iowa St.	58 47				
69 N Nebraska	61 56	128 A Colorado	62 69				
14 A Iowa St.	49 59	3 H Oklahoma	54 69				
6 H Baylor	69 45	18 A Texas	66 74				
69 H Nebraska	70 57	110 A Missouri	60 74				
65 A Oklahoma St.	67 52	128 H Colorado	65 54				

Non-Div I Games:

Kansas

Loss, Non-Conf, S Site, H Home A Away N Neutral

Average RPI Win:	127	WON-LOST	WINNING	LAST 12	STRENGTH OF	OPP. STRENGTH	TEAM	ADJ.	CONF.	ADJ CONF.
Average RPI Loss:	31	RECORD	PCT. RANK	GAMES	SCHEDULE	OF SCHEDULE	RPI	RPI	RPI	RPI
DIV. I ONLY	24- 7	29	6- 6	70	20	28	29	1	1	
DIV. I NON-CONF.	13- 0	1	0- 0	225	147	28	28	1	1	
TOTALS	RPI 1-25	RPI 26-50	W-L RECORDS	RPI 51-100	RPI 150+					
24- 7	2- 5	0- 0	OVERALL	7- 1	7- 0					
13- 1	2- 1	0- 0	HOME	5- 0	2- 0					
10- 5	0- 3	0- 0	AWAY	2- 1	5- 0					
1- 1	0- 1	0- 0	NEUTRAL	0- 0	0- 0					
13- 0	0- 0	0- 0	NON-CONFERENCE	2- 0	7- 0					
6- 0	0- 0	0- 0	HOME	2- 0	2- 0					
7- 0	0- 0	0- 0	AWAY	0- 0	5- 0					
0- 0	0- 0	0- 0	NEUTRAL	0- 0	0- 0					
11- 7	2- 5	0- 0	CONFERENCE	5- 1	0- 0					
7- 1	2- 1	0- 0	HOME	3- 0	0- 0					
3- 5	0- 3	0- 0	AWAY	2- 1	0- 0					
1- 1	0- 1	0- 0	NEUTRAL	0- 0	0- 0					

RPI	S	Opponent	Score	RPI	S	Opponent	Score	Team's RPI: 29	RPI	S	Opponent	Score	RPI	S	Opponent	Score
3	A	Oklahoma	48 64						51	A	Texas Tech	60 48	101	H	UTSA	80 51
6	A	Baylor	50 59						54	A	Kansas	59 50	110	A	Missouri	43 52
7	H	Texas A&M	45 71						54	H	Kansas	72 39	110	H	Missouri	58 54
7	N	Texas A&M	63 65						65	H	Oklahoma St.	79 71	112	H	Texas-Arlington	73 63
14	A	Iowa St.	50 60						69	A	Nebraska	47 52	128	A	Colorado	71 61
14	H	Iowa St.	59 52						69	H	Nebraska	51 40	128	H	Colorado	72 60
18	H	Texas	66 50						72	H	Creighton	64 55	128	N	Colorado	68 51
									75	H	Arkansas	65 56	131	A	Indiana St.	58 43
													141	A	Jacksonville	53 43
													158	A	Arkansas St.	69 58
													160	A	UTEP	65 44
													182	A	Washington	73 60
													208	A	Washington St.	74 58
													235	A	Northwestern	57 52
													329	H	Alcorn St.	80 22
													330	H	Central Ark.	81 38
LAST 12 Division I GAMES:																
		7 N Texas A&M	63 65			128 H Colorado	72 60									
		128 N Colorado	68 51			110 A Missouri	43 52									
		128 A Colorado	71 61			65 H Oklahoma St.	79 71									
		18 H Texas	66 50			6 A Baylor	50 59									
		7 H Texas A&M	45 71			110 H Missouri	58 54									
		69 A Nebraska	47 52			14 A Iowa St.	50 60									

Non-Div I Games:

Kansas St.

Average RPI Win:	246	WON-LOST	WINNING	LAST 12	STRENGTH OF	OPP. STRENGTH	TEAM	ADJ.	CONF.	ADJ CONF.
Average RPI Loss:	113	RECORD	PCT. RANK	GAMES	SCHEDULE	OF SCHEDULE	RPI	RPI	RPI	RPI
DIV. I ONLY	15- 14	152	7- 5	142	192	164	165	31	31	
DIV. I NON-CONF.	11- 11	152	6- 3	146	190	160	163	30	30	
TOTALS	RPI 1-25	RPI 26-50	W-L RECORDS	RPI 51-100	RPI 150+					
15- 14	0- 1	0- 2	OVERALL	0- 4	15- 3					
7- 5	0- 0	0- 0	HOME	0- 2	7- 1					
8- 9	0- 1	0- 2	AWAY	0- 2	8- 2					
0- 0	0- 0	0- 0	NEUTRAL	0- 0	0- 0					
11- 11	0- 1	0- 2	NON-CONFERENCE	0- 2	11- 2					
5- 4	0- 0	0- 0	HOME	0- 1	5- 1					
6- 7	0- 1	0- 2	AWAY	0- 1	6- 1					
0- 0	0- 0	0- 0	NEUTRAL	0- 0	0- 0					
4- 3	0- 0	0- 0	CONFERENCE	0- 2	4- 1					
2- 1	0- 0	0- 0	HOME	0- 1	2- 0					
2- 2	0- 0	0- 0	AWAY	0- 1	2- 1					
0- 0	0- 0	0- 0	NEUTRAL	0- 0	0- 0					

RPI 1-25				RPI 26-50				RPI 51-100				RPI 101+ Team's RPI: 165			
RPI	S	Opponent	Score	RPI	S	Opponent	Score	RPI	S	Opponent	Score	RPI	S	Opponent	Score
11	A	North Carolina	68 102	36	A	Georgia Tech	49 77	64	A	Fla. Gulf Coast	79 88	108	H	Col. of Charleston	79 86
				43	A	Richmond	62 79	64	H	Fla. Gulf Coast	72 78	109	A	Clemson	65 78
								82	A	East Tenn. St.	66 73	141	A	Jacksonville	56 70
								82	H	East Tenn. St.	78 79	141	H	Jacksonville	64 69
												169	A	Mercer	56 66
												169	H	Mercer	64 50
												177	A	Troy	64 58
												178	A	Belmont	61 59
												178	H	Belmont	68 46
												184	H	Ga. Southern	82 61
												242	A	S.C. Upstate	66 71
												242	H	S.C. Upstate	80 63
												256	A	Campbell	66 48
												256	H	Campbell	73 57
												267	A	North Fla.	60 50
												267	H	North Fla.	50 46
												288	A	Stetson	64 51
												288	H	Stetson	65 77
												292	A	Lipscomb	66 64
												292	H	Lipscomb	88 78
												318	A	Jacksonville St.	69 51
												325	A	Longwood	61 41
LAST 12 Division I GAMES:															
242	A	S.C. Upstate	66 71	64	A	Fla. Gulf Coast	79 88	169	H	Mercer	64 50	141	H	Jacksonville	64 69
82	A	East Tenn. St.	66 73	267	H	North Fla.	50 46	256	H	Campbell	73 57	169	A	Mercer	56 66
318	A	Jacksonville St.	69 51	141	H	Jacksonville	64 69								
292	H	Lipscomb	88 78												
178	H	Belmont	68 46												
288	A	Stetson	64 51												

Non-Div I Games:

Kennesaw St.

Average RPI Win:	211	WON-LOST	WINNING	LAST 12	STRENGTH OF	OPP. STRENGTH	TEAM	ADJ.	CONF.	ADJ CONF.
Average RPI Loss:	135	RECORD	PCT. RANK	GAMES	SCHEDULE	OF SCHEDULE	RPI	RPI	RPI	RPI
DIV. I ONLY	18- 10	86	6- 6	246	147	132	137	12	12	
DIV. I NON-CONF.	10- 1	17	0- 0	255	239	62	64	12	12	
TOTALS	RPI 1-25	RPI 26-50	W-L RECORDS	RPI 51-100	RPI 150+					
18- 10	0- 0	0- 3	OVERALL	0- 0	16- 4					
11- 1	0- 0	0- 1	HOME	0- 0	11- 0					
7- 7	0- 0	0- 2	AWAY	0- 0	5- 3					
0- 2	0- 0	0- 0	NEUTRAL	0- 0	0- 1					
10- 1	0- 0	0- 0	NON-CONFERENCE	0- 0	8- 0					
4- 0	0- 0	0- 0	HOME	0- 0	4- 0					
6- 0	0- 0	0- 0	AWAY	0- 0	4- 0					
0- 1	0- 0	0- 0	NEUTRAL	0- 0	0- 0					
8- 9	0- 0	0- 3	CONFERENCE	0- 0	8- 4					
7- 1	0- 0	0- 1	HOME	0- 0	7- 0					
1- 7	0- 0	0- 2	AWAY	0- 0	1- 3					
0- 1	0- 0	0- 0	NEUTRAL	0- 0	0- 1					

RPI S	Opponent	Score	RPI S	Opponent	Score	RPI S	Opponent	Score	RPI S	Opponent	Score	Team's RPI: 137
46	A Bowling Green	54 61	46	H Bowling Green	71 77	109	N Clemson	53 68	115	A Vermont	77 71	
47	A Ball St.	70 77				123	A Cleveland St.	84 77	148	A Central Mich.	94 109	
						149	A Toledo	51 54	152	A Miami (OH)	60 71	
						152	H Miami (OH)	79 62	168	A UNC Wilmington	69 54	
						185	A New Orleans	73 69	186	H Northern Ill.	67 50	
						201	A Akron	62 64	201	H Akron	59 55	
						203	A Ohio	58 68	203	H Ohio	78 74	
						206	H Md.-East. Shore	77 47	207	A Delaware St.	66 56	
						214	A Wichita St.	65 58	236	H Robert Morris	76 60	
						241	H Eastern Mich.	84 52	248	A Buffalo	79 61	
						248	H Buffalo	72 53	248	N Buffalo	54 66	
						259	H Western Mich.	70 59	291	H New Mexico St.	84 82	
						315	H Youngstown St.	95 58				
LAST 12 Division I GAMES:												
248	N Buffalo	54 66	149	A Toledo	51 54							
201	H Akron	59 55	47	A Ball St.	70 77							
248	H Buffalo	72 53	186	H Northern Ill.	67 50							
46	A Bowling Green	54 61	148	A Central Mich.	94 109							
203	A Ohio	58 68	241	H Eastern Mich.	84 52							
152	H Miami (OH)	79 62	259	H Western Mich.	70 59							

Non-Div I Games: Seattle 89 77

Kent St.

■ Loss,
 ■ Non-Conf,
 ■ S Site,
 ■ Home
 ■ A Away
 N Neutral

Average RPI Win:	151	WON-LOST	WINNING	LAST 12	STRENGTH OF	OPP. STRENGTH	TEAM	ADJ.	CONF.	ADJ CONF.
Average RPI Loss:	46	RECORD	PCT. RANK	GAMES	SCHEDULE	OF SCHEDULE	RPI	RPI	RPI	RPI
DIV. I ONLY	15- 15	167	3- 9	30	45	79	78	4	4	
DIV. I NON-CONF.	10- 5	85	0- 0	68	139	68	69	5	5	
TOTALS	RPI 1-25	RPI 26-50	W-L RECORDS	RPI 51-100	RPI 150+					
15- 15	1- 8	0- 1	OVERALL	5- 5	6- 0					
10- 6	1- 2	0- 1	HOME	4- 2	3- 0					
4- 8	0- 6	0- 0	AWAY	1- 2	2- 0					
1- 1	0- 0	0- 0	NEUTRAL	0- 1	1- 0					
10- 5	0- 2	0- 0	NON-CONFERENCE	3- 2	6- 0					
7- 2	0- 0	0- 0	HOME	3- 1	3- 0					
2- 3	0- 2	0- 0	AWAY	0- 1	2- 0					
1- 0	0- 0	0- 0	NEUTRAL	0- 0	1- 0					
5- 10	1- 6	0- 1	CONFERENCE	2- 3	0- 0					
3- 4	1- 2	0- 1	HOME	1- 1	0- 0					
2- 5	0- 4	0- 0	AWAY	1- 1	0- 0					
0- 1	0- 0	0- 0	NEUTRAL	0- 1	0- 0					

RPI	S	Opponent	Score	RPI	S	Opponent	Score	RPI	S	Opponent	Score	RPI	S	Opponent	Score
4	A	Louisville	59 75	41	H	Mississippi St.	45 52	56	H	Georgia	57 61	104	H	N.C. A&T	72 63
8	A	Auburn	69 81					56	N	Georgia	64 82	113	A	South Carolina	70 53
9	A	Tennessee	64 69					75	H	Arkansas	72 63	113	H	South Carolina	61 47
9	H	Tennessee	66 56					80	H	George Washington	67 48	142	H	Michigan	60 70
20	A	LSU	56 57					82	H	East Tenn. St.	50 59	152	A	Miami (OH)	80 55
20	H	LSU	56 59					85	H	UC Santa Barbara	69 58	198	H	IUPUI	82 60
21	A	Florida	59 74					90	A	Mississippi	60 69	266	N	Yale	87 82
23	A	Xavier	44 67					94	A	Alabama	67 57	274	H	Furman	74 35
25	H	Vanderbilt	62 72					95	A	Western Ky.	57 66	294	H	Alabama A&M	65 45
								96	H	Cincinnati	58 55	306	A	Long Island	46 43
LAST 12 Division I GAMES:															
		56 N Georgia	64 82			25 H Vanderbilt	62 72								
		113 A South Carolina	70 53			113 H South Carolina	61 47								
		56 H Georgia	57 61			90 A Mississippi	60 69								
		20 A LSU	56 57			21 A Florida	59 74								
		9 H Tennessee	66 56			20 H LSU	56 59								
		8 A Auburn	69 81			41 H Mississippi St.	45 52								

Non-Div I Games:

Kentucky

■ Loss,
 ■ Non-Conf, S Site,
 ■ Home
 ■ Away
 N Neutral

Average RPI Win: 118		WON-LOST	WINNING	LAST 12	STRENGTH OF		OPP. STRENGTH	TEAM	ADJ.	CONF.	ADJ CONF.
Average RPI Loss: 21		RECORD	PCT. RANK	GAMES	SCHEDULE		OF SCHEDULE	RPI	RPI	RPI	RPI
DIV. I ONLY		18- 10	86	9- 3	6		42	20	20	4	4
DIV. I NON-CONF.		7- 5	124	0- 0	15		71	53	53	5	5
TOTALS		RPI 1-25	RPI 26-50		W-L RECORDS		RPI 51-100		RPI 150+		
18- 10	2- 8	1- 2		OVERALL		8- 0		5- 0			
10- 6	2- 5	0- 1		HOME		4- 0		3- 0			
7- 3	0- 2	0- 1		AWAY		4- 0		2- 0			
1- 1	0- 1	1- 0		NEUTRAL		0- 0		0- 0			
7- 5	0- 5	0- 0		NON-CONFERENCE		1- 0		5- 0			
5- 4	0- 4	0- 0		HOME		1- 0		3- 0			
2- 1	0- 1	0- 0		AWAY		0- 0		2- 0			
0- 0	0- 0	0- 0		NEUTRAL		0- 0		0- 0			
11- 5	2- 3	1- 2		CONFERENCE		7- 0		0- 0			
5- 2	2- 1	0- 1		HOME		3- 0		0- 0			
5- 2	0- 1	0- 1		AWAY		4- 0		0- 0			
1- 1	0- 1	1- 0		NEUTRAL		0- 0		0- 0			

RPI S	Opponent	Score	RPI S	Opponent	Score	RPI S	Opponent	Score	RPI S	Opponent	Score
1	A Connecticut	63 76	41	A Mississippi St.	55 65	56	A Georgia	57 46	113	A South Carolina	63 56
8	H Auburn	55 66	41	H Mississippi St.	36 38	69	H Nebraska	64 50	124	H Tulane	63 47
9	H Tennessee	63 61	41	N Mississippi St.	63 58	75	A Arkansas	62 42	158	H Louisiana Tech	51 41
12	H Florida St.	57 61				75	H Arkansas	68 53	185	A New Orleans	67 48
15	H Notre Dame	53 62				78	A Kentucky	59 56	216	H Southeastern La.	65 40
21	H Florida	66 47				78	H Kentucky	57 56	315	H Texas Southern	61 30
22	H Middle Tenn.	75 79				90	A Mississippi	59 48	332	A Centenary (LA)	74 31
23	H Xavier	48 57				94	H Alabama	55 34			
25	A Vanderbilt	67 75									
25	N Vanderbilt	47 61									
LAST 12 Division I GAMES:											
25	N Vanderbilt	47 61	21	H Florida	66 47						
41	N Mississippi St.	63 58	41	A Mississippi St.	55 65						
90	A Mississippi	59 48	75	H Arkansas	68 53						
9	H Tennessee	63 61	8	H Auburn	55 66						
78	H Kentucky	57 56	113	A South Carolina	63 56						
56	A Georgia	57 46	78	A Kentucky	59 56						

Non-Div I Games:

LSU

Average RPI Win:	210	WON-LOST	WINNING	LAST 12	STRENGTH OF	OPP. STRENGTH	TEAM	ADJ.	CONF.	ADJ CONF.
Average RPI Loss:	132	RECORD	PCT. RANK	GAMES	SCHEDULE	OF SCHEDULE	RPI	RPI	RPI	RPI
DIV. I ONLY	10- 19	252	1- 11	154	101	232	233	7	7	
DIV. I NON-CONF.	9- 6	119	0- 0	236	237	154	156	7	7	
TOTALS	RPI 1-25	RPI 26-50	W-L RECORDS	RPI 51-100	RPI 150+					
10- 19	0- 2	1- 2	OVERALL	1- 5	7- 8					
4- 9	0- 0	0- 2	HOME	1- 2	3- 4					
4- 10	0- 2	1- 0	AWAY	0- 3	3- 4					
2- 0	0- 0	0- 0	NEUTRAL	0- 0	1- 0					
9- 6	0- 0	1- 0	NON-CONFERENCE	1- 1	6- 5					
4- 2	0- 0	0- 0	HOME	1- 0	3- 2					
3- 4	0- 0	1- 0	AWAY	0- 1	2- 3					
2- 0	0- 0	0- 0	NEUTRAL	0- 0	1- 0					
1- 13	0- 2	0- 2	CONFERENCE	0- 4	1- 3					
0- 7	0- 0	0- 2	HOME	0- 2	0- 2					
1- 6	0- 2	0- 0	AWAY	0- 2	1- 1					
0- 0	0- 0	0- 0	NEUTRAL	0- 0	0- 0					

RPI 1-25				RPI 26-50				RPI 51-100				RPI 101+ Team's RPI: 233			
RPI	S	Opponent	Score	RPI	S	Opponent	Score	RPI	S	Opponent	Score	RPI	S	Opponent	Score
23	A	Xavier	42 72	35	A	Villanova	67 62	63	H	Drexel	48 46	134	H	St. Louis	73 77
24	A	Temple	55 62	38	H	Charlotte	62 67	68	A	St. Bonaventure	57 62	143	A	St. Joseph's	42 59
				43	H	Richmond	48 67	76	A	Dayton	49 71	145	N	Valparaiso	67 62
								80	H	George Washington	70 72	152	A	Miami (OH)	50 63
								86	A	Lehigh	49 53	174	H	Delaware	57 71
								89	H	Duquesne	51 66	213	H	Binghamton	47 53
												217	A	Massachusetts	66 82
												219	H	Rhode Island	48 54
												225	A	Morgan St.	70 71
												232	A	Loyola (MD)	75 63
												237	A	St. Mary's (CA)	55 61
												238	H	Lafayette	61 57
												262	N	Radford	65 52
												265	A	Fordham	42 41
												265	H	Fordham	45 48
												275	A	Penn	61 58
												279	H	Rider	63 47
												306	H	Long Island	71 57
LAST 12 Division I GAMES:															
217	A	Massachusetts	66 82	265	H	Fordham	45 48								
89	H	Duquesne	51 66	80	H	George Washington	70 72								
76	A	Dayton	49 71	219	H	Rhode Island	48 54								
23	A	Xavier	42 72	265	A	Fordham	42 41								
38	H	Charlotte	62 67	24	A	Temple	55 62								
143	A	St. Joseph's	42 59	134	H	St. Louis	73 77								

Non-Div I Games:

La Salle

■ Loss,
 ■ Non-Conf,
 ■ S Site,
 ■ H Home
 ■ A Away
 N Neutral

La.-Lafayette

Through Games Of Sunday, March 15, 2009

Average RPI Win:	315	WON-LOST	WINNING	LAST 12	STRENGTH OF	OPP. STRENGTH	TEAM	ADJ.	CONF.	ADJ CONF.
Average RPI Loss:	171	RECORD	PCT. RANK	GAMES	SCHEDULE	OF SCHEDULE	RPI	RPI	RPI	RPI
DIV. I ONLY	3- 27	332	0- 12	261	203	329	328	13	13	
DIV. I NON-CONF.	3- 8	268	0- 0	318	324	324	323	13	13	
TOTALS	RPI 1-25	RPI 26-50	W-L RECORDS	RPI 51-100	RPI 150+					
3- 27	0- 1	0- 1	OVERALL	0- 4	3- 19					
1- 14	0- 0	0- 1	HOME	0- 2	1- 10					
1- 12	0- 1	0- 0	AWAY	0- 2	1- 8					
1- 1	0- 0	0- 0	NEUTRAL	0- 0	1- 1					
3- 8	0- 0	0- 1	NON-CONFERENCE	0- 1	3- 5					
1- 5	0- 0	0- 1	HOME	0- 1	1- 3					
1- 2	0- 0	0- 0	AWAY	0- 0	1- 1					
1- 1	0- 0	0- 0	NEUTRAL	0- 0	1- 1					
0- 19	0- 1	0- 0	CONFERENCE	0- 3	0- 14					
0- 9	0- 0	0- 0	HOME	0- 1	0- 7					
0- 10	0- 1	0- 0	AWAY	0- 2	0- 7					
0- 0	0- 0	0- 0	NEUTRAL	0- 0	0- 0					

RPI 1-25				RPI 26-50				RPI 51-100				RPI 101+ Team's RPI: 328			
RPI	S	Opponent	Score	RPI	S	Opponent	Score	RPI	S	Opponent	Score	RPI	S	Opponent	Score
22	A	Middle Tenn.	57 85	41	H	Mississippi St.	38 71	73	A	UALR	35 39	119	H	South Ala.	52 66
								73	H	UALR	46 77	124	A	Tulane	65 80
								90	H	Mississippi	48 74	158	H	Arkansas St.	66 74
								95	A	Western Ky.	62 102	169	H	Mercer	62 71
												177	A	Troy	65 68
												177	A	Troy	47 69
												177	H	Troy	52 93
												179	A	La.-Monroe	53 82
												179	H	La.-Monroe	70 81
												183	A	Denver	59 74
												183	H	Denver	46 67
												185	A	New Orleans	46 56
												185	H	New Orleans	62 74
												194	A	Fla. Atlantic	50 61
												210	N	Georgia St.	58 68
												224	A	North Texas	63 75
												224	H	North Texas	56 57
												245	H	FIU	44 64
												272	H	McNeese St.	46 56
												277	N	Alabama St.	51 49
												315	A	Texas Southern	39 51
												331	H	Savannah St.	69 42
												332	H	Centenary (LA)	69 75
												336	A	Nicholls St.	71 57
LAST 12 Division I GAMES:															
177	A	Troy	65 68	179	A	La.-Monroe	53 82	224	A	North Texas	63 75	245	H	FIU	44 64
73	A	UALR	35 39	194	A	Fla. Atlantic	50 61	22	A	Middle Tenn.	57 85	119	H	South Ala.	52 66
177	H	Troy	52 93	20	A	Fla. Atlantic	50 61								
185	H	New Orleans	62 74												
183	A	Denver	59 74												
158	H	Arkansas St.	66 74												

Non-Div I Games:

La.-Lafayette

■ Loss,
 ■ Non-Conf, S Site,
 ■ Home
 ■ Away
 N Neutral

Average RPI Win:	211	WON-LOST	WINNING	LAST 12	STRENGTH OF	OPP. STRENGTH	TEAM	ADJ.	CONF.	ADJ CONF.
Average RPI Loss:	137	RECORD	PCT. RANK	GAMES	SCHEDULE	OF SCHEDULE	RPI	RPI	RPI	RPI
DIV. I ONLY	13- 16	200	4- 8	125	200	180	179	13	13	
DIV. I NON-CONF.	5- 4	132	0- 0	152	316	152	145	13	13	
TOTALS	RPI 1-25	RPI 26-50	W-L RECORDS	RPI 51-100	RPI 150+					
13- 16	0- 1	0- 0	OVERALL	1- 5	10- 8					
8- 4	0- 0	0- 0	HOME	0- 2	6- 1					
4- 11	0- 1	0- 0	AWAY	1- 2	3- 7					
1- 1	0- 0	0- 0	NEUTRAL	0- 1	1- 0					
5- 4	0- 0	0- 0	NON-CONFERENCE	0- 1	4- 2					
2- 1	0- 0	0- 0	HOME	0- 0	1- 0					
2- 3	0- 0	0- 0	AWAY	0- 1	2- 2					
1- 0	0- 0	0- 0	NEUTRAL	0- 0	1- 0					
8- 12	0- 1	0- 0	CONFERENCE	1- 4	6- 6					
6- 3	0- 0	0- 0	HOME	0- 2	5- 1					
2- 8	0- 1	0- 0	AWAY	1- 1	1- 5					
0- 1	0- 0	0- 0	NEUTRAL	0- 1	0- 0					

RPI 1-25			RPI 26-50			RPI 51-100			RPI 101+			Team's RPI: 179			
RPI	S	Opponent	Score	RPI	S	Opponent	Score	RPI	S	Opponent	Score				
22	A	Middle Tenn.	75 91					73	A	UALR	50 68	119	A	South Ala.	48 63
								73	H	UALR	63 71	119	H	South Ala.	67 58
								73	N	UALR	40 52	124	H	Tulane	60 62
								75	A	Arkansas	38 77	135	H	Southern Miss.	75 57
								95	A	Western Ky.	71 62	154	A	Marshall	69 67
								95	H	Western Ky.	58 62	158	A	Arkansas St.	54 64
												158	H	Arkansas St.	63 66
												163	A	Lamar	67 73
												177	H	Troy	70 42
												183	A	Denver	47 58
												183	H	Denver	65 41
												185	A	New Orleans	43 57
												185	H	New Orleans	64 61
												194	A	Fla. Atlantic	63 76
												224	A	North Texas	70 78
												225	N	Morgan St.	59 57
												231	H	Northwestern St.	62 57
												245	H	FIU	53 31
												272	A	McNeese St.	54 62
												328	A	La.-Lafayette	81 70
												328	H	La.-Lafayette	82 53
												332	A	Centenary (LA)	76 60
LAST 12 Division I GAMES:															
				73	N	UALR	40 52					73	H	UALR	63 71
				95	A	Western Ky.	71 62					328	H	La.-Lafayette	82 53
				158	H	Arkansas St.	63 66					185	A	New Orleans	43 57
				183	H	Denver	65 41					95	H	Western Ky.	58 62
				119	A	South Ala.	48 63					22	A	Middle Tenn.	75 91
				224	A	North Texas	70 78					245	H	FIU	53 31

Non-Div I Games: SIU Edwardsville 82 54 Ark.-Monticello 74 47

La.-Monroe

Loss, Non-Conf, S Site, H Home A Away N Neutral

Average RPI Win: 252		WON-LOST	WINNING	LAST 12	STRENGTH OF	OPP. STRENGTH	TEAM	ADJ.	CONF.	ADJ CONF.
Average RPI Loss: 145		RECORD	PCT. RANK	GAMES	SCHEDULE	OF SCHEDULE	RPI	RPI	RPI	RPI
DIV. I ONLY		10- 22	274	2- 10	103	275	235	238	17	17
DIV. I NON-CONF.		6- 9	206	0- 0	130	263	194	195	22	22
TOTALS		RPI 1-25	RPI 26-50	W-L RECORDS	RPI 51-100	RPI 150+				
10- 22	0- 2		0- 1	OVERALL	0- 4	9- 10				
7- 6	0- 0		0- 0	HOME	0- 1	7- 4				
1- 14	0- 2		0- 1	AWAY	0- 3	1- 6				
2- 2	0- 0		0- 0	NEUTRAL	0- 0	1- 0				
6- 9	0- 2		0- 1	NON-CONFERENCE	0- 1	6- 2				
6- 0	0- 0		0- 0	HOME	0- 0	6- 0				
0- 7	0- 2		0- 1	AWAY	0- 1	0- 2				
0- 2	0- 0		0- 0	NEUTRAL	0- 0	0- 0				
4- 13	0- 0		0- 0	CONFERENCE	0- 3	3- 8				
1- 6	0- 0		0- 0	HOME	0- 1	1- 4				
1- 7	0- 0		0- 0	AWAY	0- 2	1- 4				
2- 0	0- 0		0- 0	NEUTRAL	0- 0	1- 0				

RPI 1-25					
RPI	S	Opponent	Score		
17	A	Rutgers	29	61	
22	A	Middle Tenn.	47	85	
RPI 26-50					
RPI	S	Opponent	Score		
34	A	Marist	55	66	
RPI 51-100					
RPI	S	Opponent	Score		
86	A	Lehigh	51	73	
86	A	Lehigh	56	64	
86	H	Lehigh	58	73	
98	A	Western Caro.	51	68	
RPI 101+					
RPI	S	Opponent	Score		
102	N	UC Riverside	41	54	
104	N	N.C. A&T	63	65	
127	A	American	54	75	
127	H	American	61	72	
127	N	American	58	56	
132	A	Virginia Tech	44	66	
173	A	Army	55	60	
173	H	Army	46	56	
180	A	Bucknell	40	58	
180	H	Bucknell	75	58	
187	A	Holy Cross	64	82	
187	H	Holy Cross	45	60	
191	H	Princeton	66	64	
228	A	Navy	48	53	
228	H	Navy	57	60	
228	N	Navy	62	55	
233	A	La Salle	57	61	
244	A	Mt. St. Mary's	54	58	
251	H	Rice	79	76	
275	H	Penn	59	55	
301	H	Bryant	64	57	
311	H	Tex.-Pan American	57	51	
327	H	NJIT	70	49	
333	A	Colgate	64	52	
333	H	Colgate	61	62	

Team's RPI: 238					
LAST 12 Division I GAMES:					
86	A	Lehigh	56	64	
228	N	Navy	62	55	
127	N	American	58	56	
127	A	American	54	75	
173	A	Army	55	60	
86	H	Lehigh	58	73	
180	A	Bucknell	40	58	
228	H	Navy	57	60	
333	H	Colgate	61	62	
187	A	Holy Cross	64	82	
127	H	American	61	72	
173	H	Army	46	56	

Non-Div I Games:

Lafayette

Loss, Non-Conf, S Site, H Home A Away N Neutral

Average RPI Win:	262	WON-LOST	WINNING	LAST 12	STRENGTH OF	OPP. STRENGTH	TEAM	ADJ.	CONF.	ADJ CONF.
Average RPI Loss:	124	RECORD	PCT. RANK	GAMES	SCHEDULE	OF SCHEDULE	RPI	RPI	RPI	RPI
DIV. I ONLY	18- 10	86	7- 5	279	228	159	163	21	21	
DIV. I NON-CONF.	8- 3	64	1- 0	314	202	157	161	26	27	
TOTALS	RPI 1-25	RPI 26-50	W-L RECORDS	RPI 51-100	RPI 150+					
18- 10	0- 2	0- 0	OVERALL	0- 1	17- 3					
12- 2	0- 0	0- 0	HOME	0- 0	11- 1					
4- 7	0- 2	0- 0	AWAY	0- 1	4- 2					
2- 1	0- 0	0- 0	NEUTRAL	0- 0	2- 0					
8- 3	0- 2	0- 0	NON-CONFERENCE	0- 1	8- 0					
7- 0	0- 0	0- 0	HOME	0- 0	7- 0					
0- 3	0- 2	0- 0	AWAY	0- 1	0- 0					
1- 0	0- 0	0- 0	NEUTRAL	0- 0	1- 0					
10- 7	0- 0	0- 0	CONFERENCE	0- 0	9- 3					
5- 2	0- 0	0- 0	HOME	0- 0	4- 1					
4- 4	0- 0	0- 0	AWAY	0- 0	4- 2					
1- 1	0- 0	0- 0	NEUTRAL	0- 0	1- 0					

RPI 1-25				RPI 26-50				RPI 51-100				RPI 101+ Team's RPI: 163			
RPI	S	Opponent	Score	RPI	S	Opponent	Score	RPI	S	Opponent	Score	RPI	S	Opponent	Score
6	A	Baylor	36 83					51	A	Texas Tech	50 59	101	A	UTSA	68 69
18	A	Texas	45 82									101	H	UTSA	45 77
												112	A	Texas-Arlington	59 66
												112	H	Texas-Arlington	65 60
												112	N	Texas-Arlington	62 67
												179	H	La.-Monroe	73 67
												216	A	Southeastern La.	53 64
												218	H	Stephen F. Austin	71 52
												218	N	Stephen F. Austin	76 64
												231	A	Northwestern St.	80 77
												234	A	Texas St.	71 56
												234	H	Texas St.	64 61
												246	A	Sam Houston St.	77 90
												246	H	Sam Houston St.	89 88
												272	H	McNeese St.	67 58
												276	A	A&M-Corpus Christi	68 44
												276	H	A&M-Corpus Christi	55 71
												278	H	Ark.-Pine Bluff	77 54
												284	H	Mississippi Val.	72 47
												305	N	Niagara	64 54
												314	H	Grambling	58 49
												315	H	Texas Southern	79 52
												329	H	Alcorn St.	57 49
												330	H	Central Ark.	79 61
												336	A	Nicholls St.	67 55
LAST 12 Division I GAMES:															
				112	N	Texas-Arlington	62 67			231	A	Northwestern St.	80 77		
				218	N	Stephen F. Austin	76 64			246	H	Sam Houston St.	89 88		
				336	A	Nicholls St.	67 55			234	A	Texas St.	71 56		
				276	H	A&M-Corpus Christi	55 71			218	H	Stephen F. Austin	71 52		
				101	H	UTSA	45 77			330	H	Central Ark.	79 61		
				112	A	Texas-Arlington	59 66			101	A	UTSA	68 69		

Non-Div I Games: LSU-Shreveport 69 56 North Dakota 58 72 Paul Quinn 109 63

Lamar

Loss, Non-Conf, S Site, H Home A Away N Neutral

Average RPI Win: 231	WON-LOST	WINNING	LAST 12	STRENGTH OF	OPP. STRENGTH	TEAM	ADJ.	CONF.	ADJ CONF.
Average RPI Loss: 126	RECORD	PCT. RANK	GAMES	SCHEDULE	OF SCHEDULE	RPI	RPI	RPI	RPI
DIV. I ONLY	26- 6	17	11- 1	258	232	84	86	17	17
DIV. I NON-CONF.	11- 4	57	0- 0	287	235	122	129	22	22
TOTALS	RPI 1-25	RPI 26-50	W-L RECORDS	RPI 51-100	RPI 150+				
26- 6	0- 0	0- 1	OVERALL	1- 1	24- 2				
17- 0	0- 0	0- 0	HOME	0- 0	16- 0				
9- 6	0- 0	0- 1	AWAY	1- 1	8- 2				
0- 0	0- 0	0- 0	NEUTRAL	0- 0	0- 0				
11- 4	0- 0	0- 1	NON-CONFERENCE	1- 1	10- 1				
7- 0	0- 0	0- 0	HOME	0- 0	7- 0				
4- 4	0- 0	0- 1	AWAY	1- 1	3- 1				
0- 0	0- 0	0- 0	NEUTRAL	0- 0	0- 0				
15- 2	0- 0	0- 0	CONFERENCE	0- 0	14- 1				
10- 0	0- 0	0- 0	HOME	0- 0	9- 0				
5- 2	0- 0	0- 0	AWAY	0- 0	5- 1				
0- 0	0- 0	0- 0	NEUTRAL	0- 0	0- 0				

RPI S	Opponent	Score	RPI S	Opponent	Score	RPI S	Opponent	Score	RPI S	Opponent	Score
			35	A Villanova	52 58	74	A Syracuse	60 69	127	A American	56 65
						82	A Sacred Heart	77 75	127	H American	77 69
									143	A St. Joseph's	63 71
									173	A Army	52 54
									173	H Army	66 57
									173	H Army	61 42
									180	A Bucknell	66 53
									180	H Bucknell	69 60
									187	A Holy Cross	72 70
									187	H Holy Cross	71 60
									191	H Princeton	63 43
									193	A St. Francis (PA)	82 62
									201	A Akron	59 67
									213	H Binghamton	78 45
									228	A Navy	66 63
									228	H Navy	66 48
									233	H La Salle	53 49
									238	A Lafayette	73 58
									238	H Lafayette	64 56
									238	H Lafayette	73 51
									265	H Fordham	69 55
									267	H North Fla.	67 47
									275	H Penn	83 52
									282	A Fairleigh Dickinson	90 54
									301	H Bryant	68 55
									327	A NJIT	65 54
LAST 12 Division I GAMES:											
238	H	Lafayette	64	56	333	A	Colgate	71	42		
173	H	Army	61	42	173	H	Army	66	57		
333	H	Colgate	78	54	228	H	Navy	66	48		
187	H	Holy Cross	71	60	127	A	American	56	65		
180	H	Bucknell	69	60	187	A	Holy Cross	72	70		
238	A	Lafayette	73	58	180	A	Bucknell	66	53		

Non-Div I Games:

Lehigh

RPI	S	Opponent	Score	
333	A	Colgate	71	42
333	H	Colgate	61	43
333	H	Colgate	78	54

L
e
h
i
g
h

L
e
h
i
g
h

Lehigh

Average RPI Win:	250	WON-LOST	WINNING	LAST 12	STRENGTH OF	OPP. STRENGTH	TEAM	ADJ.	CONF.	ADJ CONF.
Average RPI Loss:	83	RECORD	PCT. RANK	GAMES	SCHEDULE	OF SCHEDULE	RPI	RPI	RPI	RPI
DIV. I ONLY	23- 8	41	11- 1	132	296	80	81	29	29	
DIV. I NON-CONF.	7- 7	152	1- 0	44	144	104	101	29	29	
TOTALS	RPI 1-25	RPI 26-50	W-L RECORDS	RPI 51-100	RPI 150+					
23- 8	0- 2	0- 1	OVERALL	1- 3	19- 1					
9- 2	0- 1	0- 1	HOME	1- 0	8- 0					
9- 4	0- 1	0- 0	AWAY	0- 2	8- 1					
5- 2	0- 0	0- 0	NEUTRAL	0- 1	3- 0					
7- 7	0- 2	0- 1	NON-CONFERENCE	1- 3	3- 0					
2- 2	0- 1	0- 1	HOME	1- 0	1- 0					
3- 3	0- 1	0- 0	AWAY	0- 2	2- 0					
2- 2	0- 0	0- 0	NEUTRAL	0- 1	0- 0					
16- 1	0- 0	0- 0	CONFERENCE	0- 0	16- 1					
7- 0	0- 0	0- 0	HOME	0- 0	7- 0					
6- 1	0- 0	0- 0	AWAY	0- 0	6- 1					
3- 0	0- 0	0- 0	NEUTRAL	0- 0	3- 0					

RPI 1-25				RPI 26-50				RPI 51-100				Team's RPI: 81	RPI 101+			
RPI	S	Opponent	Score	RPI	S	Opponent	Score	RPI	S	Opponent	Score		RPI	S	Opponent	Score
8	H	Auburn	53 64	33	H	VCU	57 59	57	A	James Madison	64 77		102	N	UC Riverside	45 44
25	A	Vanderbilt	50 67					67	N	Hartford	39 46		104	N	N.C. A&T	72 58
								82	H	East Tenn. St.	64 54		119	N	South Ala.	61 65
								98	A	Western Caro.	53 73		132	A	Virginia Tech	45 43
													250	A	Winthrop	55 51
													250	H	Winthrop	63 48
													250	N	Winthrop	61 42
													253	A	Coastal Caro.	77 44
													253	H	Coastal Caro.	65 40
													260	A	High Point	53 58
													260	H	High Point	65 42
													262	A	Radford	80 61
													262	H	Radford	80 38
													264	A	Gardner-Webb	58 51
													264	H	Gardner-Webb	55 42
													264	N	Gardner-Webb	51 50
													297	A	UNC Asheville	75 48
													297	H	UNC Asheville	77 41
													303	A	Charleston So.	81 59
													303	H	Charleston So.	76 51
													303	N	Charleston So.	74 64
													324	A	Winston-Salem	55 43
													339	A	Presbyterian	59 49
													339	H	Presbyterian	71 33
LAST 12 Division I GAMES:																
				264	N	Gardner-Webb	51 50						297	H	UNC Asheville	77 41
				250	N	Winthrop	61 42						303	A	Charleston So.	81 59
				303	N	Charleston So.	74 64						253	A	Coastal Caro.	77 44
				260	A	High Point	53 58						250	H	Winthrop	63 48
				262	A	Radford	80 61						264	A	Gardner-Webb	58 51
				339	H	Presbyterian	71 33						262	H	Radford	80 38

Non-Div I Games: St. Paul's 92 68

Liberty

■ Loss,
■ Non-Conf,
■ S Site,
■ H Home
■ A Away
N Neutral

Average RPI Win: 248	WON-LOST	WINNING	LAST 12	STRENGTH OF	OPP. STRENGTH	TEAM	ADJ.	CONF.	ADJ CONF.
Average RPI Loss: 167	RECORD	PCT. RANK	GAMES	SCHEDULE	OF SCHEDULE	RPI	RPI	RPI	RPI
DIV. I ONLY	6- 24	315	2- 10	157	237	293	292	18	18
DIV. I NON-CONF.	4- 13	283	2- 2	159	297	268	269	17	17
TOTALS	RPI 1-25	RPI 26-50	W-L RECORDS	RPI 51-100	RPI 150+				
6- 24	0- 0	0- 1	OVERALL	0- 6	6- 14				
5- 10	0- 0	0- 0	HOME	0- 3	5- 5				
1- 13	0- 0	0- 1	AWAY	0- 3	1- 8				
0- 1	0- 0	0- 0	NEUTRAL	0- 0	0- 1				
4- 13	0- 0	0- 1	NON-CONFERENCE	0- 4	4- 8				
4- 4	0- 0	0- 0	HOME	0- 2	4- 2				
0- 8	0- 0	0- 1	AWAY	0- 2	0- 5				
0- 1	0- 0	0- 0	NEUTRAL	0- 0	0- 1				
2- 11	0- 0	0- 0	CONFERENCE	0- 2	2- 6				
1- 6	0- 0	0- 0	HOME	0- 1	1- 3				
1- 5	0- 0	0- 0	AWAY	0- 1	1- 3				
0- 0	0- 0	0- 0	NEUTRAL	0- 0	0- 0				

RPI 1-25				RPI 26-50				RPI 51-100				RPI 101+				Team's RPI: 292	
RPI	S	Opponent	Score	RPI	S	Opponent	Score	RPI	S	Opponent	Score	RPI	S	Opponent	Score		
				46	A	Bowling Green	52 71	64	A	Fla. Gulf Coast	46 89	141	A	Jacksonville	57 63		
								64	H	Fla. Gulf Coast	51 81	141	H	Jacksonville	51 63		
								76	A	Dayton	36 76	141	H	Jacksonville	42 71		
								82	A	East Tenn. St.	51 70	153	A	Evansville	50 74		
								82	H	East Tenn. St.	55 68	165	A	Kennesaw St.	78 88		
								100	H	Samford	48 62	165	H	Kennesaw St.	64 66		
												169	A	Mercer	56 68		
												169	H	Mercer	48 64		
												178	A	Belmont	76 66		
												178	H	Belmont	60 61		
												189	A	Austin Peay	54 65		
												205	H	Tennessee St.	63 55		
												242	A	S.C. Upstate	54 59		
												242	H	S.C. Upstate	94 77		
												256	A	Campbell	56 70		
												256	H	Campbell	69 45		
												264	N	Gardner-Webb	64 66		
												267	A	North Fla.	51 52		
												267	H	North Fla.	56 54		
												268	H	Tennessee Tech	55 72		
												288	A	Stetson	46 63		
												288	H	Stetson	51 65		
												338	H	Tenn.-Martin	61 56		
LAST 12 Division I GAMES:																	
				141	H	Jacksonville	51 63	82	H	East Tenn. St.	55 68						
				267	H	North Fla.	56 54	178	H	Belmont	60 61						
				141	H	Jacksonville	42 71	256	A	Campbell	56 70						
				165	A	Kennesaw St.	78 88	288	A	Stetson	46 63						
				169	A	Mercer	56 68	64	A	Fla. Gulf Coast	46 89						
				242	H	S.C. Upstate	94 77	169	H	Mercer	48 64						

Non-Div I Games:

Lipscomb

■ Loss,
■ Non-Conf, S Site,
■ Home
■ Away
N Neutral

Average RPI Win:	288	WON-LOST	WINNING	LAST 12	STRENGTH OF	OPP. STRENGTH	TEAM	ADJ.	CONF.	ADJ CONF.
Average RPI Loss:	157	RECORD	PCT. RANK	GAMES	SCHEDULE	OF SCHEDULE	RPI	RPI	RPI	RPI
DIV. I ONLY	8- 21	289	5- 7	235	243	287	286	23	23	
DIV. I NON-CONF.	4- 9	251	1- 0	170	243	244	240	20	20	
TOTALS	RPI 1-25	RPI 26-50	W-L RECORDS	RPI 51-100	RPI 150+					
8- 21	0- 0	0- 1	OVERALL	0- 6	8- 8					
4- 10	0- 0	0- 1	HOME	0- 3	4- 4					
4- 11	0- 0	0- 0	AWAY	0- 3	4- 4					
0- 0	0- 0	0- 0	NEUTRAL	0- 0	0- 0					
4- 9	0- 0	0- 1	NON-CONFERENCE	0- 4	4- 2					
3- 3	0- 0	0- 1	HOME	0- 2	3- 0					
1- 6	0- 0	0- 0	AWAY	0- 2	1- 2					
0- 0	0- 0	0- 0	NEUTRAL	0- 0	0- 0					
4- 12	0- 0	0- 0	CONFERENCE	0- 2	4- 6					
1- 7	0- 0	0- 0	HOME	0- 1	1- 4					
3- 5	0- 0	0- 0	AWAY	0- 1	3- 2					
0- 0	0- 0	0- 0	NEUTRAL	0- 0	0- 0					

RPI S	Opponent	Score	RPI S	Opponent	Score	RPI S	Opponent	Score	RPI S	Opponent	Score	Team's RPI: 286
39	H San Diego St.	59 67	69	A Nebraska	44 76	102	A UC Riverside	41 57				
			85	A UC Santa Barbara	48 66	102	H UC Riverside	48 64				
			85	H UC Santa Barbara	62 74	132	A Arizona	47 56				
			91	A Fresno St.	63 76	138	A Cal Poly	66 74				
			93	H BYU	49 66	138	H Cal Poly	63 70				
			97	H Portland St.	56 71	146	A Cal St. Bakersfield	57 73				
						151	A Loyola Marymount	63 83				
						208	A Washington St.	50 68				
						226	A Idaho	55 54				
						239	A Pacific	92 98				
						239	H Pacific	62 76				
						254	A UC Davis	68 64				
						254	H UC Davis	54 55				
						273	A Cal St. Fullerton	54 51				
						273	H Cal St. Fullerton	61 70				
						291	H New Mexico St.	74 61				
						302	A Cal St. Northridge	84 88				
						302	H Cal St. Northridge	63 50				
						311	H Tex.-Pan American	78 58				
						313	A UC Irvine	66 65				
						313	H UC Irvine	62 68				
						337	H San Jose St.	83 59				
LAST 12 Division I GAMES:												
85	H UC Santa Barbara	62 74	302	H Cal St. Northridge	63 50							
138	H Cal Poly	63 70	239	A Pacific	92 98							
273	H Cal St. Fullerton	61 70	254	A UC Davis	68 64							
313	A UC Irvine	66 65	313	H UC Irvine	62 68							
102	H UC Riverside	48 64	273	A Cal St. Fullerton	54 51							
311	H Tex.-Pan American	78 58	102	A UC Riverside	41 57							

Non-Div I Games:

Long Beach St.

■ Loss,
 ■ Non-Conf, S Site,
 ■ Home
 ■ Away
 N Neutral

Long Island

Through Games Of Sunday, March 15, 2009

Average RPI Win:	257	WON-LOST	WINNING	LAST 12	STRENGTH OF	OPP. STRENGTH	TEAM	ADJ.	CONF.	ADJ CONF.
Average RPI Loss:	202	RECORD	PCT. RANK	GAMES	SCHEDULE	OF SCHEDULE	RPI	RPI	RPI	RPI
DIV. I ONLY	9- 20	275	3- 9	323	262	304	306	26	27	
DIV. I NON-CONF.	5- 6	187	0- 0	319	208	270	267	28	28	
TOTALS	RPI 1-25	RPI 26-50	W-L RECORDS	RPI 51-100	RPI 150+					
9- 20	0- 0	0- 0	OVERALL	0- 4	9- 15					
3- 10	0- 0	0- 0	HOME	0- 3	3- 7					
5- 8	0- 0	0- 0	AWAY	0- 1	5- 6					
1- 2	0- 0	0- 0	NEUTRAL	0- 0	1- 2					
5- 6	0- 0	0- 0	NON-CONFERENCE	0- 2	5- 3					
2- 2	0- 0	0- 0	HOME	0- 2	2- 0					
2- 2	0- 0	0- 0	AWAY	0- 0	2- 1					
1- 2	0- 0	0- 0	NEUTRAL	0- 0	1- 2					
4- 14	0- 0	0- 0	CONFERENCE	0- 2	4- 12					
1- 8	0- 0	0- 0	HOME	0- 1	1- 7					
3- 6	0- 0	0- 0	AWAY	0- 1	3- 5					
0- 0	0- 0	0- 0	NEUTRAL	0- 0	0- 0					

RPI S	Opponent	Score	RPI S	Opponent	Score	RPI S	Opponent	Score	RPI S	Opponent	Score	Team's RPI: 306
						71	H St. John's (NY)	46 65	147	A San Diego	54 69	
						78	H Kentucky	43 46	157	A Quinnipiac	52 49	
						82	A Sacred Heart	53 66	157	H Quinnipiac	59 76	
						82	H Sacred Heart	55 66	161	A Monmouth	57 59	
									161	H Monmouth	44 50	
									193	A St. Francis (PA)	48 71	
									193	H St. Francis (PA)	66 46	
									215	H Central Conn. St.	49 66	
									217	N Massachusetts	51 53	
									222	H St. Peter's	64 60	
									233	A La Salle	57 71	
									234	N Texas St.	61 63	
									236	A Robert Morris	43 57	
									244	A Mt. St. Mary's	47 46	
									244	H Mt. St. Mary's	63 65	
									258	A Columbia	58 55	
									282	A Fairleigh Dickinson	39 54	
									282	H Fairleigh Dickinson	41 60	
									283	H New Hampshire	74 60	
									291	N New Mexico St.	74 52	
									312	A Wagner	51 53	
									312	H Wagner	51 53	
									326	A Brown	52 47	
									335	A St. Francis (NY)	64 52	
									335	H St. Francis (NY)	48 49	
LAST 12 Division I GAMES:												
282	A	Fairleigh Dickinson	39	54	244	H	Mt. St. Mary's	63	65			
335	A	St. Francis (NY)	64	52	82	A	Sacred Heart	53	66			
193	H	St. Francis (PA)	66	46	282	H	Fairleigh Dickinson	41	60			
157	H	Quinnipiac	59	76	157	A	Quinnipiac	52	49			
161	H	Monmouth	44	50	161	A	Monmouth	57	59			
312	H	Wagner	51	53	236	A	Robert Morris	43	57			

Non-Div I Games:

Long Island

Loss, Non-Conf, S Site, H Home A Away N Neutral

Average RPI Win:	290	WON-LOST	WINNING	LAST 12	STRENGTH OF	OPP. STRENGTH	TEAM	ADJ.	CONF.	ADJ CONF.
Average RPI Loss:	204	RECORD	PCT. RANK	GAMES	SCHEDULE	OF SCHEDULE	RPI	RPI	RPI	RPI
DIV. I ONLY	8- 21	289	3- 9	336	282	325	325	31	31	
DIV. I NON-CONF.	4- 13	283	1- 3	239	195	287	289	30	30	
TOTALS	RPI 1-25	RPI 26-50	W-L RECORDS	RPI 51-100	RPI 150+					
8- 21	0- 1	0- 2	OVERALL	0- 2	8- 15					
4- 7	0- 0	0- 1	HOME	0- 0	4- 6					
3- 11	0- 1	0- 1	AWAY	0- 2	3- 6					
1- 3	0- 0	0- 0	NEUTRAL	0- 0	1- 3					
4- 13	0- 1	0- 2	NON-CONFERENCE	0- 2	4- 7					
3- 4	0- 0	0- 1	HOME	0- 0	3- 3					
1- 7	0- 1	0- 1	AWAY	0- 2	1- 2					
0- 2	0- 0	0- 0	NEUTRAL	0- 0	0- 2					
4- 8	0- 0	0- 0	CONFERENCE	0- 0	4- 8					
1- 3	0- 0	0- 0	HOME	0- 0	1- 3					
2- 4	0- 0	0- 0	AWAY	0- 0	2- 4					
1- 1	0- 0	0- 0	NEUTRAL	0- 0	1- 1					

RPI 1-25				RPI 26-50				RPI 51-100				RPI 101+ Team's RPI: 325			
RPI	S	Opponent	Score	RPI	S	Opponent	Score	RPI	S	Opponent	Score	RPI	S	Opponent	Score
19	A	Virginia	50 88	33	A	VCU	49 79	74	A	Syracuse	40 72	132	A	Virginia Tech	57 73
				43	H	Richmond	47 72	98	A	West Virginia	51 76	162	A	Utah Valley	73 81
												165	H	Kennesaw St.	41 61
												168	N	UNC Wilmington	50 71
												193	H	St. Francis (PA)	78 66
												206	H	Md.-East. Shore	55 57
												215	H	Central Conn. St.	74 81
												244	H	Mt. St. Mary's	58 54
												250	A	Winthrop	50 73
												256	A	Campbell	42 53
												258	H	Columbia	83 93
												267	A	North Fla.	46 38
												289	A	N.C. Central	59 67
												289	H	N.C. Central	66 71
												298	H	George Mason	52 42
												311	N	Tex.-Pan American	60 65
												318	N	Jacksonville St.	42 50
												319	A	Elon	58 54
												327	A	NJIT	67 83
												327	H	NJIT	84 80
												331	A	Savannah St.	49 61
												331	H	Savannah St.	54 59
												331	N	Savannah St.	76 60
												339	A	Presbyterian	50 35
LAST 12 Division I GAMES:															
				331	N	Savannah St.	76 60	327	A	NJIT	67 83				
				162	A	Utah Valley	73 81	250	A	Winthrop	50 73				
				311	N	Tex.-Pan American	60 65	331	A	Savannah St.	49 61				
				331	H	Savannah St.	54 59	19	A	Virginia	50 88				
				289	H	N.C. Central	66 71	244	H	Mt. St. Mary's	58 54				
				339	A	Presbyterian	50 35	132	A	Virginia Tech	57 73				

Non-Div I Games:

Longwood

■ Loss,
■ Non-Conf,
■ S Site,
■ H Home
■ A Away
N Neutral

Average RPI Win:	246	WON-LOST	WINNING	LAST 12	STRENGTH OF	OPP. STRENGTH	TEAM	ADJ.	CONF.	ADJ CONF.
Average RPI Loss:	123	RECORD	PCT. RANK	GAMES	SCHEDULE	OF SCHEDULE	RPI	RPI	RPI	RPI
DIV. I ONLY	20- 12	94	10- 2	262	198	157	158	24	24	
DIV. I NON-CONF.	7- 7	152	0- 0	220	91	175	177	23	23	
TOTALS	RPI 1-25	RPI 26-50	W-L RECORDS	RPI 51-100	RPI 150+					
20- 12	0- 3	0- 1	OVERALL	2- 2	16- 4					
12- 3	0- 0	0- 0	HOME	1- 2	9- 1					
6- 9	0- 3	0- 1	AWAY	1- 0	5- 3					
2- 0	0- 0	0- 0	NEUTRAL	0- 0	2- 0					
7- 7	0- 3	0- 1	NON-CONFERENCE	1- 1	5- 2					
6- 1	0- 0	0- 0	HOME	1- 1	4- 0					
0- 6	0- 3	0- 1	AWAY	0- 0	0- 2					
1- 0	0- 0	0- 0	NEUTRAL	0- 0	1- 0					
13- 5	0- 0	0- 0	CONFERENCE	1- 1	11- 2					
6- 2	0- 0	0- 0	HOME	0- 1	5- 1					
6- 3	0- 0	0- 0	AWAY	1- 0	5- 1					
1- 0	0- 0	0- 0	NEUTRAL	0- 0	1- 0					

RPI 1-25				RPI 26-50				RPI 51-100				RPI 101+ Team's RPI: 158			
RPI	S	Opponent	Score	RPI	S	Opponent	Score	RPI	S	Opponent	Score	RPI	S	Opponent	Score
9	A	Tennessee	59 94	41	A	Mississippi St.	42 72	73	H	UALR	77 61	132	H	Arizona	68 53
19	A	Virginia	52 68					91	A	Fresno St.	80 62	139	A	Nevada	88 91
20	A	LSU	41 51					91	H	Fresno St.	53 78	139	A	Nevada	57 64
								95	H	Western Ky.	59 60	139	H	Nevada	77 59
												200	A	Memphis	60 67
												220	A	Utah St.	90 82
												220	H	Utah St.	53 46
												226	A	Idaho	67 63
												226	H	Idaho	70 60
												227	A	Boise St.	42 52
												227	H	Boise St.	61 66
												243	N	UMBC	83 62
												246	H	Sam Houston St.	82 59
												272	A	McNeese St.	66 71
												287	A	Hawaii	89 71
												287	H	Hawaii	68 56
												291	A	New Mexico St.	78 69
												291	H	New Mexico St.	77 51
												291	N	New Mexico St.	81 68
												314	H	Grambling	75 46
												330	H	Central Ark.	77 36
												336	H	Nicholls St.	90 33
												337	A	San Jose St.	87 69
												337	H	San Jose St.	70 53
LAST 12 Division I GAMES:															
139	A	Nevada	88 91	337	A	San Jose St.	87 69								
291	N	New Mexico St.	81 68	139	H	Nevada	77 59								
291	A	New Mexico St.	78 69	287	H	Hawaii	68 56								
91	A	Fresno St.	80 62	227	H	Boise St.	61 66								
220	H	Utah St.	53 46	226	H	Idaho	70 60								
287	A	Hawaii	89 71	291	H	New Mexico St.	77 51								

Non-Div I Games:

Louisiana Tech

■ Loss,
 ■ Non-Conf,
 ■ S Site,
 ■ H Home
 ■ A Away
 N Neutral

Louisville

Through Games Of Sunday, March 15, 2009

Average RPI Win:	86	WON-LOST	WINNING	LAST 12	STRENGTH OF	OPP. STRENGTH	TEAM	ADJ.	CONF.	ADJ CONF.
Average RPI Loss:	60	RECORD	PCT. RANK	GAMES	SCHEDULE	OF SCHEDULE	RPI	RPI	RPI	RPI
DIV. I ONLY	29- 4	6	10- 2	9	18	4	4	3	3	
DIV. I NON-CONF.	13- 1	6	0- 0	28	64	8	7	4	4	
TOTALS	RPI 1-25	RPI 26-50	W-L RECORDS	RPI 51-100	RPI 150+					
29- 4	7- 2	5- 0	OVERALL	9- 1	4- 0					
15- 1	2- 0	2- 0	HOME	5- 1	3- 0					
11- 3	3- 2	3- 0	AWAY	3- 0	1- 0					
3- 0	2- 0	0- 0	NEUTRAL	1- 0	0- 0					
13- 1	2- 0	2- 0	NON-CONFERENCE	3- 0	4- 0					
8- 0	0- 0	1- 0	HOME	2- 0	3- 0					
4- 1	2- 0	1- 0	AWAY	0- 0	1- 0					
1- 0	0- 0	0- 0	NEUTRAL	1- 0	0- 0					
16- 3	5- 2	3- 0	CONFERENCE	6- 1	0- 0					
7- 1	2- 0	1- 0	HOME	3- 1	0- 0					
7- 2	1- 2	2- 0	AWAY	3- 0	0- 0					
2- 0	2- 0	0- 0	NEUTRAL	0- 0	0- 0					

RPI	S	Opponent	Score	RPI	S	Opponent	Score	RPI	S	Opponent	Score	RPI	S	Opponent	Score
1	A	Connecticut	36 75	31	H	DePaul	78 60	58	A	Marquette	66 61	107	H	Seton Hall	76 47
1	A	Connecticut	65 93	35	A	Villanova	70 56	67	H	Hartford	70 42	115	H	Vermont	67 56
15	A	Notre Dame	71 66	45	A	South Fla.	76 60	71	H	St. John's (NY)	89 60	136	A	Providence	81 49
16	H	Pittsburgh	75 51	47	H	Ball St.	82 51	74	H	Syracuse	78 57	139	A	Nevada	82 85
16	N	Pittsburgh	69 63	49	A	Utah	59 48	77	A	Georgetown	74 58	148	H	Central Mich.	95 72
17	H	Rutgers	64 59					78	H	Kentucky	75 59	189	H	Austin Peay	72 42
17	N	Rutgers	87 82					94	N	Alabama	73 56	199	H	Morehead St.	66 38
22	A	Middle Tenn.	67 44					96	A	Cincinnati	67 52	268	A	Tennessee Tech	82 49
23	A	Xavier	65 55					96	H	Cincinnati	66 50	283	H	New Hampshire	82 40
								98	H	West Virginia	70 79				
LAST 12 Division I GAMES:															
		1 A Connecticut	36 75			71 H St. John's (NY)	89 60								
		16 N Pittsburgh	69 63			96 A Cincinnati	67 52								
		17 N Rutgers	87 82			15 A Notre Dame	71 66								
		58 A Marquette	66 61			98 H West Virginia	70 79								
		16 H Pittsburgh	75 51			74 H Syracuse	78 57								
		35 A Villanova	70 56			136 A Providence	81 49								

Non-Div I Games:

Louisville

■ Loss,
■ Non-Conf,
■ S Site,
■ H Home
■ A Away
N Neutral

Average RPI Win:	250	WON-LOST	WINNING	LAST 12	STRENGTH OF	OPP. STRENGTH	TEAM	ADJ.	CONF.	ADJ CONF.
Average RPI Loss:	143	RECORD	PCT. RANK	GAMES	SCHEDULE	OF SCHEDULE	RPI	RPI	RPI	RPI
DIV. I ONLY	5- 21	318	3- 9	153	174	289	285	15	15	
DIV. I NON-CONF.	2- 5	264	0- 0	37	148	179	178	14	14	
TOTALS	RPI 1-25	RPI 26-50	W-L RECORDS	RPI 51-100	RPI 150+					
5- 21	0- 1	0- 3	OVERALL	0- 1	4- 9					
2- 9	0- 0	0- 2	HOME	0- 0	1- 4					
3- 12	0- 1	0- 1	AWAY	0- 1	3- 5					
0- 0	0- 0	0- 0	NEUTRAL	0- 0	0- 0					
2- 5	0- 1	0- 1	NON-CONFERENCE	0- 1	1- 1					
1- 1	0- 0	0- 1	HOME	0- 0	0- 0					
1- 4	0- 1	0- 0	AWAY	0- 1	1- 1					
0- 0	0- 0	0- 0	NEUTRAL	0- 0	0- 0					
3- 16	0- 0	0- 2	CONFERENCE	0- 0	3- 8					
1- 8	0- 0	0- 1	HOME	0- 0	1- 4					
2- 8	0- 0	0- 1	AWAY	0- 0	2- 4					
0- 0	0- 0	0- 0	NEUTRAL	0- 0	0- 0					

RPI 1-25				RPI 26-50				RPI 51-100				RPI 101+ Team's RPI: 285			
RPI	S	Opponent	Score	RPI	S	Opponent	Score	RPI	S	Opponent	Score	RPI	S	Opponent	Score
15	A	Notre Dame	45 89	31	H	DePaul	64 68	76	A	Dayton	55 85	114	A	Bradley	60 67
				42	A	Green Bay	44 88					120	A	Butler	45 64
				42	H	Green Bay	54 74					120	H	Butler	63 71
												123	A	Cleveland St.	52 87
												123	H	Cleveland St.	62 67
												145	A	Valparaiso	52 69
												145	H	Valparaiso	60 85
												148	H	Central Mich.	87 82
												181	A	Wright St.	44 64
												181	H	Wright St.	55 72
												190	A	Ill.-Chicago	50 64
												190	H	Ill.-Chicago	47 53
												211	A	Milwaukee	70 66
												211	H	Milwaukee	74 83
												221	A	Detroit	49 57
												221	A	Detroit	67 72
												221	H	Detroit	64 71
												263	A	Chicago St.	74 59
												291	A	New Mexico St.	56 64
												315	A	Youngstown St.	56 42
												315	H	Youngstown St.	70 52
				LAST 12 Division I GAMES:											
				221	A	Detroit	67 72	211	A	Milwaukee	70 66				
				221	A	Detroit	49 57	120	H	Butler	63 71				
				181	A	Wright St.	44 64	145	H	Valparaiso	60 85				
				123	H	Cleveland St.	62 67	190	A	Ill.-Chicago	50 64				
				315	H	Youngstown St.	70 52	315	A	Youngstown St.	56 42				
				42	A	Green Bay	44 88	123	A	Cleveland St.	52 87				

Non-Div I Games:	Robert Morris-Chi.	81	63	Western N.M.	103	71	SIU Edwardsville	56	42
------------------	--------------------	----	----	--------------	-----	----	------------------	----	----

Loyola (IL)

Loss, Non-Conf, S Site, H Home A Away N Neutral

Average RPI Win:	230	WON-LOST	WINNING	LAST 12	STRENGTH OF	OPP. STRENGTH	TEAM	ADJ.	CONF.	ADJ CONF.
Average RPI Loss:	146	RECORD	PCT. RANK	GAMES	SCHEDULE	OF SCHEDULE	RPI	RPI	RPI	RPI
DIV. I ONLY	10- 20	256	2- 10	113	191	229	232	16	16	
DIV. I NON-CONF.	5- 5	152	0- 0	30	145	94	96	16	16	
TOTALS	RPI 1-25	RPI 26-50	W-L RECORDS	RPI 51-100	RPI 150+					
10- 20	0- 1	0- 4	OVERALL	0- 1	9- 11					
5- 9	0- 1	0- 1	HOME	0- 0	5- 5					
3- 10	0- 0	0- 2	AWAY	0- 1	3- 6					
2- 1	0- 0	0- 1	NEUTRAL	0- 0	1- 0					
5- 5	0- 1	0- 1	NON-CONFERENCE	0- 1	4- 1					
2- 3	0- 1	0- 0	HOME	0- 0	2- 1					
2- 2	0- 0	0- 1	AWAY	0- 1	2- 0					
1- 0	0- 0	0- 0	NEUTRAL	0- 0	0- 0					
5- 15	0- 0	0- 3	CONFERENCE	0- 0	5- 10					
3- 6	0- 0	0- 1	HOME	0- 0	3- 4					
1- 8	0- 0	0- 1	AWAY	0- 0	1- 6					
1- 1	0- 0	0- 1	NEUTRAL	0- 0	1- 0					

RPI	S	Opponent	Score	RPI	S	Opponent	Score	RPI	S	Opponent	Score	RPI	S	Opponent	Score	Team's RPI: 232
2	H	Maryland	52 83	34	A	Marist	53 86	80	A	George Washington	35 53	106	A	Canisius	44 61	
				34	H	Marist	44 86					106	H	Canisius	58 64	
				34	N	Marist	27 81					116	H	Towson	66 75	
				45	A	South Fla.	46 94					140	N	Harvard	78 69	
												166	A	Fairfield	50 71	
												166	H	Fairfield	41 60	
												173	A	Army	64 56	
												175	A	Iona	55 79	
												175	H	Iona	55 58	
												180	H	Bucknell	61 52	
												195	A	Siena	46 65	
												195	H	Siena	71 77	
												222	A	St. Peter's	52 76	
												222	H	St. Peter's	68 50	
												233	H	La Salle	63 75	
												243	A	UMBC	80 76	
												244	H	Mt. St. Mary's	55 54	
												255	A	Manhattan	78 65	
												255	H	Manhattan	54 60	
												255	N	Manhattan	68 63	
												279	A	Rider	47 62	
												279	H	Rider	86 78	
												305	A	Niagara	65 70	
												305	H	Niagara	64 63	
LAST 12 Division I GAMES:																
		34	N	Marist	27	81				305	H	Niagara	64	63		
		255	N	Manhattan	68	63				34	A	Marist	53	86		
		195	H	Siena	71	77				195	A	Siena	46	65		
		305	A	Niagara	65	70				166	H	Fairfield	41	60		
		106	A	Canisius	44	61				175	H	Iona	55	58		
		255	H	Manhattan	54	60				106	H	Canisius	58	64		

Non-Div I Games:

Loyola (MD)

■ Loss,
■ Non-Conf,
■ S Site,
■ H Home
■ A Away
N Neutral

Average RPI Win:	212	WON-LOST	WINNING	LAST 12	STRENGTH OF	OPP. STRENGTH	TEAM	ADJ.	CONF.	ADJ CONF.
Average RPI Loss:	136	RECORD	PCT. RANK	GAMES	SCHEDULE	OF SCHEDULE	RPI	RPI	RPI	RPI
DIV. I ONLY	18- 12	106	5- 7	221	165	150	151	14	14	
DIV. I NON-CONF.	10- 4	71	0- 0	193	240	96	92	15	15	
TOTALS	RPI 1-25	RPI 26-50	W-L RECORDS	RPI 51-100	RPI 150+					
18- 12	0- 0	0- 4	OVERALL	1- 1	11- 5					
10- 4	0- 0	0- 1	HOME	1- 0	8- 2					
5- 6	0- 0	0- 2	AWAY	0- 1	1- 3					
3- 2	0- 0	0- 1	NEUTRAL	0- 0	2- 0					
10- 4	0- 0	0- 1	NON-CONFERENCE	1- 1	6- 1					
6- 1	0- 0	0- 0	HOME	1- 0	5- 1					
2- 2	0- 0	0- 1	AWAY	0- 1	0- 0					
2- 1	0- 0	0- 0	NEUTRAL	0- 0	1- 0					
8- 8	0- 0	0- 3	CONFERENCE	0- 0	5- 4					
4- 3	0- 0	0- 1	HOME	0- 0	3- 1					
3- 4	0- 0	0- 1	AWAY	0- 0	1- 3					
1- 1	0- 0	0- 1	NEUTRAL	0- 0	1- 0					

RPI 1-25				RPI 26-50				RPI 51-100				RPI 101+				Team's RPI: 151
RPI	S	Opponent	Score	RPI	S	Opponent	Score	RPI	S	Opponent	Score	RPI	S	Opponent	Score	
				32	A	Gonzaga	58 83	77	H	Georgetown	54 49	126	A	Portland	64 53	
				32	H	Gonzaga	78 81	91	A	Fresno St.	59 85	126	H	Portland	55 57	
				32	N	Gonzaga	63 74					132	N	Arizona	88 93	
				39	A	San Diego St.	70 85					138	A	Cal Poly	86 77	
												146	A	Cal St. Bakersfield	73 70	
												147	A	San Diego	65 59	
												147	H	San Diego	78 61	
												149	N	Toledo	81 74	
												156	A	Pepperdine	66 67	
												156	H	Pepperdine	68 44	
												164	H	UNLV	84 68	
												174	H	Delaware	60 66	
												227	H	Boise St.	72 68	
												237	A	St. Mary's (CA)	59 61	
												237	H	St. Mary's (CA)	68 52	
												271	H	Idaho St.	69 55	
												286	H	Long Beach St.	83 63	
												287	N	Hawaii	63 47	
												290	A	San Francisco	61 65	
												290	H	San Francisco	56 58	
												307	A	Santa Clara	71 58	
												307	H	Santa Clara	59 56	
												307	N	Santa Clara	71 60	
												337	H	San Jose St.	81 66	
LAST 12 Division I GAMES:																
				32	N	Gonzaga	63 74					307	A	Santa Clara	71 58	
				307	N	Santa Clara	71 60					147	A	San Diego	65 59	
				237	A	St. Mary's (CA)	59 61					156	H	Pepperdine	68 44	
				290	A	San Francisco	61 65					290	H	San Francisco	56 58	
				126	H	Portland	55 57					307	H	Santa Clara	59 56	
				32	H	Gonzaga	78 81					32	A	Gonzaga	58 83	

Non-Div I Games:

Loyola Marymount

■ Loss,
 ■ Non-Conf,
 ■ S Site,
 ■ Home
 ■ A Away
 N Neutral

Average RPI Win: 272	WON-LOST	WINNING	LAST 12	STRENGTH OF	OPP. STRENGTH	TEAM	ADJ.	CONF.	ADJ CONF.
Average RPI Loss: 183	RECORD	PCT. RANK	GAMES	SCHEDULE	OF SCHEDULE	RPI	RPI	RPI	RPI
DIV. I ONLY	5- 25	322	3- 9	281	233	322	322	22	22
DIV. I NON-CONF.	2- 11	313	0- 0	182	257	302	303	18	18
TOTALS	RPI 1-25	RPI 26-50	W-L RECORDS	RPI 51-100	RPI 150+				
5- 25	0- 1	0- 0	OVERALL	0- 5	5- 15				
4- 8	0- 0	0- 0	HOME	0- 2	4- 5				
0- 15	0- 1	0- 0	AWAY	0- 2	0- 9				
1- 2	0- 0	0- 0	NEUTRAL	0- 1	1- 1				
2- 11	0- 1	0- 0	NON-CONFERENCE	0- 1	2- 7				
1- 3	0- 0	0- 0	HOME	0- 0	1- 3				
0- 7	0- 1	0- 0	AWAY	0- 0	0- 4				
1- 1	0- 0	0- 0	NEUTRAL	0- 1	1- 0				
3- 14	0- 0	0- 0	CONFERENCE	0- 4	3- 8				
3- 5	0- 0	0- 0	HOME	0- 2	3- 2				
0- 8	0- 0	0- 0	AWAY	0- 2	0- 5				
0- 1	0- 0	0- 0	NEUTRAL	0- 0	0- 1				

RPI 1-25				RPI 26-50				RPI 51-100				RPI 101+ Team's RPI: 322			
RPI	S	Opponent	Score	RPI	S	Opponent	Score	RPI	S	Opponent	Score	RPI	S	Opponent	Score
5	A	Duke	31 98					63	N	Drexel	55 87	115	A	Vermont	51 86
								67	A	Hartford	34 82	115	H	Vermont	44 61
								67	H	Hartford	46 77	140	A	Harvard	50 73
								87	A	Boston U.	57 71	143	A	St. Joseph's	46 74
								87	H	Boston U.	72 87	155	A	Hofstra	56 60
												166	H	Fairfield	56 64
												174	A	Delaware	40 55
												187	A	Holy Cross	63 68
												213	A	Binghamton	46 66
												213	H	Binghamton	49 62
												215	A	Central Conn. St.	57 65
												217	N	Massachusetts	54 45
												236	H	Robert Morris	54 52
												243	A	UMBC	58 68
												243	H	UMBC	74 77
												283	A	New Hampshire	47 51
												283	H	New Hampshire	57 49
												309	A	Stony Brook	39 57
												309	H	Stony Brook	66 61
												317	A	Albany (NY)	44 70
												317	H	Albany (NY)	59 51
												317	N	Albany (NY)	43 63
												326	H	Brown	52 65
												327	H	NJIT	60 68
LAST 12 Division I GAMES:															
317	N	Albany (NY)	43 63	243	H	UMBC	74 77								
309	H	Stony Brook	66 61	283	H	New Hampshire	57 49								
87	A	Boston U.	57 71	67	A	Hartford	34 82								
115	H	Vermont	44 61	309	A	Stony Brook	39 57								
213	A	Binghamton	46 66	213	H	Binghamton	49 62								
317	H	Albany (NY)	59 51	87	H	Boston U.	72 87								

Non-Div I Games:

Maine

■ Loss,
 ■ Non-Conf, S Site,
 ■ Home
 ■ Away
 N Neutral

Average RPI Win:	241	WON-LOST	WINNING	LAST 12	STRENGTH OF	OPP. STRENGTH	TEAM	ADJ.	CONF.	ADJ CONF.
Average RPI Loss:	160	RECORD	PCT. RANK	GAMES	SCHEDULE	OF SCHEDULE	RPI	RPI	RPI	RPI
DIV. I ONLY	10- 20	256	4- 8	208	202	257	255	16	16	
DIV. I NON-CONF.	3- 8	268	0- 0	190	268	263	263	16	16	
TOTALS	RPI 1-25	RPI 26-50	W-L RECORDS	RPI 51-100	RPI 150+					
10- 20	0- 0	0- 2	OVERALL	1- 2	9- 12					
4- 9	0- 0	0- 1	HOME	1- 1	3- 5					
6- 10	0- 0	0- 1	AWAY	0- 1	6- 6					
0- 1	0- 0	0- 0	NEUTRAL	0- 0	0- 1					
3- 8	0- 0	0- 0	NON-CONFERENCE	1- 2	2- 4					
1- 3	0- 0	0- 0	HOME	1- 1	0- 1					
2- 5	0- 0	0- 0	AWAY	0- 1	2- 3					
0- 0	0- 0	0- 0	NEUTRAL	0- 0	0- 0					
7- 12	0- 0	0- 2	CONFERENCE	0- 0	7- 8					
3- 6	0- 0	0- 1	HOME	0- 0	3- 4					
4- 5	0- 0	0- 1	AWAY	0- 0	4- 3					
0- 1	0- 0	0- 0	NEUTRAL	0- 0	0- 1					

RPI 1-25				RPI 26-50				RPI 51-100				RPI 101+				Team's RPI: 255	
RPI	S	Opponent	Score	RPI	S	Opponent	Score	RPI	S	Opponent	Score	RPI	S	Opponent	Score		
				34	A	Marist	44 70	71	H	St. John's (NY)	54 63	106	A	Canisius	53 76		
				34	H	Marist	82 91	82	H	Sacred Heart	68 62	106	H	Canisius	59 67		
								97	A	Portland St.	61 76	115	H	Vermont	50 69		
												126	A	Portland	66 84		
												155	A	Hofstra	61 81		
												166	A	Fairfield	51 70		
												166	H	Fairfield	67 56		
												173	H	Army	47 51		
												175	A	Iona	57 56		
												175	H	Iona	65 72		
												195	A	Siena	53 58		
												195	H	Siena	55 64		
												217	A	Massachusetts	68 71		
												222	A	St. Peter's	55 56		
												222	H	St. Peter's	73 50		
												232	A	Loyola (MD)	60 54		
												232	H	Loyola (MD)	65 78		
												232	N	Loyola (MD)	63 68		
												265	A	Fordham	49 62		
												279	A	Rider	71 55		
												279	H	Rider	66 76		
												305	A	Niagara	84 73		
												305	H	Niagara	77 58		
												309	A	Stony Brook	70 60		
												335	A	St. Francis (NY)	63 59		
LAST 12 Division I GAMES:																	
				232	N	Loyola (MD)	63 68	175	H	Iona	65 72						
				166	H	Fairfield	67 56	305	H	Niagara	77 58						
				222	A	St. Peter's	55 56	195	A	Siena	53 58						
				34	H	Marist	82 91	34	A	Marist	44 70						
				232	A	Loyola (MD)	60 54	166	A	Fairfield	51 70						
				279	A	Rider	71 55	195	H	Siena	55 64						

Non-Div I Games:

Manhattan

■ Loss,
 ■ Non-Conf,
 ■ S Site,
 ■ H Home
 ■ A Away
 N Neutral

Average RPI Win: 199	WON-LOST	WINNING	LAST 12	STRENGTH OF	OPP. STRENGTH	TEAM	ADJ.	CONF.	ADJ CONF.
Average RPI Loss: 92	RECORD	PCT. RANK	GAMES	SCHEDULE	OF SCHEDULE	RPI	RPI	RPI	RPI
DIV. I ONLY	29- 3	3	11- 1	144	173	33	34	16	16
DIV. I NON-CONF.	10- 1	17	1- 0	80	94	16	16	16	16
TOTALS	RPI 1-25	RPI 26-50	W-L RECORDS	RPI 51-100	RPI 150+				
29- 3	0- 1	0- 0	OVERALL	3- 0	22- 1				
11- 2	0- 0	0- 0	HOME	2- 0	9- 1				
13- 1	0- 1	0- 0	AWAY	1- 0	10- 0				
5- 0	0- 0	0- 0	NEUTRAL	0- 0	3- 0				
10- 1	0- 1	0- 0	NON-CONFERENCE	3- 0	5- 0				
4- 0	0- 0	0- 0	HOME	2- 0	2- 0				
4- 1	0- 1	0- 0	AWAY	1- 0	2- 0				
2- 0	0- 0	0- 0	NEUTRAL	0- 0	1- 0				
19- 2	0- 0	0- 0	CONFERENCE	0- 0	17- 1				
7- 2	0- 0	0- 0	HOME	0- 0	7- 1				
9- 0	0- 0	0- 0	AWAY	0- 0	8- 0				
3- 0	0- 0	0- 0	NEUTRAL	0- 0	2- 0				

RPI 1-25				RPI 26-50		Team's RPI: 34		RPI 51-100				RPI 101+			
RPI	S	Opponent	Score	RPI	S	Opponent	Score	RPI	S	Opponent	Score	RPI	S	Opponent	Score
3	A	Oklahoma	57 83					67	A	Hartford	78 73	106	A	Canisius	70 52
								68	H	St. Bonaventure	48 45	106	H	Canisius	60 68
								87	H	Boston U.	73 62	106	N	Canisius	78 63
												125	N	East Carolina	62 58
												140	A	Harvard	76 63
												166	A	Fairfield	64 52
												166	H	Fairfield	65 73
												175	A	Iona	69 60
												175	H	Iona	81 58
												175	N	Iona	76 69
												184	N	Ga. Southern	60 45
												195	A	Northeastern	93 65
												195	A	Siena	65 55
												195	H	Siena	78 49
												222	A	St. Peter's	71 58
												222	H	St. Peter's	78 58
												232	A	Loyola (MD)	86 44
												232	H	Loyola (MD)	86 53
												232	N	Loyola (MD)	81 27
												238	H	Lafayette	66 55
												252	A	Tulsa	73 53
												255	A	Manhattan	91 82
												255	H	Manhattan	70 44
												279	A	Rider	69 45
												279	H	Rider	81 56
												305	A	Niagara	60 38
LAST 12 Division I GAMES:															
106	N	Canisius	78 63	67	A	Hartford	78 73	166	A	Fairfield	64 52	232	H	Loyola (MD)	86 53
175	N	Iona	76 69	106	H	Canisius	60 68	175	A	Iona	69 60	255	A	Manhattan	91 82
232	N	Loyola (MD)	81 27	175	A	Iona	69 60	279	A	Rider	69 45	279	H	Rider	81 56
279	H	Rider	81 56	255	H	Manhattan	70 44								
195	H	Siena	78 49												
255	A	Manhattan	91 82												

Non-Div I Games:

Marist

■ Loss,
 ■ Non-Conf,
 S Site,
 ■ Home
 ■ Away
 N Neutral

RPI	S	Opponent	Score	
305	H	Niagara	98	51
317	H	Albany (NY)	74	56

M
a
r
i
s
t

M
a
r
i
s
t

Marist

MARQUETTE				THROUGH GAMES OF SUNDAY, MARCH 19, 1995						
Average RPI Win:	108	WON-LOST	WINNING	LAST 12	STRENGTH OF	OPP. STRENGTH	TEAM	ADJ.	CONF.	ADJ CONF.
Average RPI Loss:	60	RECORD	PCT. RANK	GAMES	SCHEDULE	OF SCHEDULE	RPI	RPI	RPI	RPI
DIV. I ONLY	16- 15	157	4- 8	17	26	58	58	3	3	
DIV. I NON-CONF.	9- 5	96	0- 0	45	47	61	61	4	4	

TOTALS	RPI 1-25	RPI 26-50		W-L RECORDS		RPI 51-100		RPI 150+		
16- 15	1- 5	3- 4		OVERALL		7- 3		4- 1		
9- 8	1- 3	2- 3		HOME		4- 1		2- 1		
7- 6	0- 2	1- 1		AWAY		3- 1		2- 0		
0- 1	0- 0	0- 0		NEUTRAL		0- 1		0- 0		
9- 5	0- 1	1- 2		NON-CONFERENCE		3- 1		4- 1		
5- 4	0- 1	1- 2		HOME		2- 0		2- 1		
4- 1	0- 0	0- 0		AWAY		1- 1		2- 0		
0- 0	0- 0	0- 0		NEUTRAL		0- 0		0- 0		
7- 10	1- 4	2- 2		CONFERENCE		4- 2		0- 0		
4- 4	1- 2	1- 1		HOME		2- 1		0- 0		
3- 5	0- 2	1- 1		AWAY		2- 0		0- 0		
0- 1	0- 0	0- 0		NEUTRAL		0- 1		0- 0		

RPI S	Opponent	Score	RPI S	Opponent	Score	RPI S	Opponent	Score	RPI S	Opponent	Score
1	H Connecticut	49 83	31	A DePaul	60 74	54	H Kansas	67 57	107	A Seton Hall	55 65
4	H Louisville	61 66	32	H Gonzaga	80 77	59	A Wisconsin	48 67	131	A Indiana St.	77 53
15	H Notre Dame	75 65	35	H Villanova	45 46	66	A Oakland	78 68	136	A Providence	49 51
16	A Pittsburgh	54 86	42	H Green Bay	56 68	71	H St. John's (NY)	69 56	171	H Oregon	69 39
17	A Rutgers	53 76	45	A South Fla.	71 56	74	H Syracuse	55 66	211	H Milwaukee	62 63
19	H Virginia	71 76	45	H South Fla.	68 60	77	A Georgetown	80 65	235	A Northwestern	55 54
			49	H Utah	76 79	82	H Sacred Heart	77 55	247	H Oral Roberts	89 67
						96	A Cincinnati	67 61	259	A Western Mich.	89 58
						96	N Cincinnati	54 60			
						98	H West Virginia	79 59			
LAST 12 Division I GAMES:											
96	N Cincinnati	54 60	98	H West Virginia	79 59						
4	H Louisville	61 66	35	H Villanova	45 46						
31	A DePaul	60 74	1	H Connecticut	49 83						
136	A Providence	49 51	45	A South Fla.	71 56						
71	H St. John's (NY)	69 56	16	A Pittsburgh	54 86						
96	A Cincinnati	67 61	74	H Syracuse	55 66						

Non-Div I Games:

Marquette

■ Loss,
■ Non-Conf, S Site,
■ Home
■ Away
N Neutral

Average RPI Win: 199		WON-LOST	WINNING	LAST 12	STRENGTH OF		OPP. STRENGTH	TEAM	ADJ.	CONF.	ADJ CONF.
Average RPI Loss: 122		RECORD	PCT. RANK	GAMES	SCHEDULE		OF SCHEDULE	RPI	RPI	RPI	RPI
DIV. I ONLY		16- 15	157	5- 7	146		138	156	154	11	11
DIV. I NON-CONF.		6- 6	152	0- 0	150		164	161	162	11	11
TOTALS		RPI 1-25	RPI 26-50		W-L RECORDS		RPI 51-100		RPI 150+		
16- 15	0- 0	0- 2		OVERALL		1- 1		13- 3			
8- 7	0- 0	0- 1		HOME		0- 0		6- 2			
5- 5	0- 0	0- 0		AWAY		1- 0		4- 1			
3- 3	0- 0	0- 1		NEUTRAL		0- 1		3- 0			
6- 6	0- 0	0- 2		NON-CONFERENCE		0- 1		5- 2			
4- 3	0- 0	0- 1		HOME		0- 0		3- 2			
1- 1	0- 0	0- 0		AWAY		0- 0		1- 0			
1- 2	0- 0	0- 1		NEUTRAL		0- 1		1- 0			
10- 9	0- 0	0- 0		CONFERENCE		1- 0		8- 1			
4- 4	0- 0	0- 0		HOME		0- 0		3- 0			
4- 4	0- 0	0- 0		AWAY		1- 0		3- 1			
2- 1	0- 0	0- 0		NEUTRAL		0- 0		2- 0			

[illegible]

Non-Div I Games:	Houston Baptist	91	50
------------------	-----------------	----	----

Marshall

Loss, Non-Conf, S Site, H Home A Away N Neutral

RPI	S	Opponent	Score
297	N	UNC Asheville	89 68

M
a
r
s
h
a
l
l

M
a
r
s
h
a
l
l

Marshall

Average RPI Win: 73		WON-LOST	WINNING	LAST 12	STRENGTH OF		OPP. STRENGTH	TEAM	ADJ.	CONF.	ADJ CONF.
Average RPI Loss: 21		RECORD	PCT. RANK	GAMES	SCHEDULE		OF SCHEDULE	RPI	RPI	RPI	RPI
DIV. I ONLY		28- 4	8	12- 0	3		10	3	2	2	2
DIV. I NON-CONF.		13- 2	22	1- 0	12		16	5	5	3	3
<hr/>											
TOTALS	RPI 1-25	RPI 26-50		W-L RECORDS		RPI 51-100		RPI 150+			
28- 4	7- 3	8- 1		OVERALL		5- 0		3- 0			
13- 0	4- 0	2- 0		HOME		3- 0		2- 0			
9- 4	1- 3	4- 1		AWAY		1- 0		1- 0			
6- 0	2- 0	2- 0		NEUTRAL		1- 0		0- 0			
13- 2	1- 1	5- 1		NON-CONFERENCE		3- 0		3- 0			
6- 0	1- 0	1- 0		HOME		2- 0		2- 0			
4- 2	0- 1	2- 1		AWAY		1- 0		1- 0			
3- 0	0- 0	2- 0		NEUTRAL		0- 0		0- 0			
15- 2	6- 2	3- 0		CONFERENCE		2- 0		0- 0			
7- 0	3- 0	1- 0		HOME		1- 0		0- 0			
5- 2	1- 2	2- 0		AWAY		0- 0		0- 0			
3- 0	2- 0	0- 0		NEUTRAL		1- 0		0- 0			

RPI	S	Opponent	Score	RPI	S	Opponent	Score	RPI	S	Opponent	Score	RPI	S	Opponent	Score
5	A	Duke	65 68	26	N	South Dakota St.	68 56	57	H	James Madison	90 76	103	H	North Carolina St.	87 66
5	H	Duke	77 59	28	A	Purdue	70 59	61	H	Wake Forest	92 65	109	A	Clemson	65 56
5	N	Duke	92 89	36	A	Georgia Tech	87 79	61	N	Wake Forest	72 70	118	N	Illinois	79 52
11	H	North Carolina	77 71	40	A	Boston College	85 81	62	H	UCLA	88 65	130	A	Miami (FL)	89 64
11	N	North Carolina	95 84	40	H	Boston College	86 74	88	A	Old Dominion	74 65	132	H	Virginia Tech	96 79
12	A	Florida St.	72 71	41	H	Mississippi St.	80 73					207	H	Delaware St.	73 46
16	A	Pittsburgh	57 86	43	A	Richmond	83 65					232	A	Loyola (MD)	83 52
17	H	Rutgers	67 47	44	A	TCU	68 80					297	H	UNC Asheville	90 57
19	A	Virginia	81 89	48	N	Montana	71 58								
19	H	Virginia	94 78												
LAST 12 Division I GAMES:															
		5 N Duke	92 89			36 A Georgia Tech	87 79								
		11 N North Carolina	95 84			17 H Rutgers	67 47								
		61 N Wake Forest	72 70			19 H Virginia	94 78								
		130 A Miami (FL)	89 64			40 A Boston College	85 81								
		40 H Boston College	86 74			103 H North Carolina St.	87 66								
		5 H Duke	77 59			12 A Florida St.	72 71								

Non-Div I Games:

Maryland

Massachusetts

Through Games Of Sunday, March 15, 2009

Average RPI Win:	232	WON-LOST	WINNING	LAST 12	STRENGTH OF	OPP. STRENGTH	TEAM	ADJ.	CONF.	ADJ CONF.
Average RPI Loss:	101	RECORD	PCT. RANK	GAMES	SCHEDULE	OF SCHEDULE	RPI	RPI	RPI	RPI
DIV. I ONLY	12- 18	221	4- 8	195	98	219	217	7	7	
DIV. I NON-CONF.	7- 8	178	0- 0	302	192	242	244	7	7	
TOTALS	RPI 1-25	RPI 26-50	W-L RECORDS	RPI 51-100	RPI 150+					
12- 18	1- 1	0- 3	OVERALL	0- 7	10- 2					
7- 8	1- 1	0- 1	HOME	0- 2	6- 1					
4- 7	0- 0	0- 2	AWAY	0- 3	3- 0					
1- 3	0- 0	0- 0	NEUTRAL	0- 2	1- 1					
7- 8	0- 0	0- 1	NON-CONFERENCE	0- 2	6- 2					
4- 4	0- 0	0- 0	HOME	0- 1	4- 1					
2- 2	0- 0	0- 1	AWAY	0- 0	1- 0					
1- 2	0- 0	0- 0	NEUTRAL	0- 1	1- 1					
5- 10	1- 1	0- 2	CONFERENCE	0- 5	4- 0					
3- 4	1- 1	0- 1	HOME	0- 1	2- 0					
2- 5	0- 0	0- 1	AWAY	0- 3	2- 0					
0- 1	0- 0	0- 0	NEUTRAL	0- 1	0- 0					

RPI S	Opponent	Score	RPI S	Opponent	Score	RPI S	Opponent	Score	RPI S	Opponent	Score	Team's RPI: 217
23	H Xavier	54 83	38	H Charlotte	53 67	52	N Minnesota	67 86	107	H Seton Hall	74 79	
24	H Temple	71 60	40	A Boston College	55 89	68	A St. Bonaventure	44 67	115	A Vermont	69 83	
			43	A Richmond	68 82	76	A Dayton	65 86	128	A Colorado	70 62	
						80	A George Washington	62 83	134	H St. Louis	67 70	
						87	H Boston U.	75 82	136	H Providence	63 75	
						89	H Duquesne	61 75	143	A St. Joseph's	63 77	
						89	N Duquesne	51 72	174	H Delaware	42 56	
									195	H Northeastern	80 51	
									219	A Rhode Island	70 53	
									219	H Rhode Island	58 52	
									233	H La Salle	82 66	
									255	H Manhattan	71 68	
									265	A Fordham	71 62	
									283	H New Hampshire	67 51	
									306	N Long Island	53 51	
									322	N Maine	45 54	
									326	A Brown	64 41	
									327	H NJIT	63 50	
LAST 12 Division I GAMES:												
			89	N Duquesne	51 72	24	H Temple	71 60				
			233	H La Salle	82 66	76	A Dayton	65 86				
			143	A St. Joseph's	63 77	219	A Rhode Island	70 53				
			219	H Rhode Island	58 52	134	H St. Louis	67 70				
			80	A George Washington	62 83	43	A Richmond	68 82				
			89	H Duquesne	61 75	23	H Xavier	54 83				

Non-Div I Games:

Massachusetts

Loss, Non-Conf, S Site, H Home A Away N Neutral

Average RPI Win:	277	WON-LOST	WINNING	LAST 12	STRENGTH OF	OPP. STRENGTH	TEAM	ADJ.	CONF.	ADJ CONF.
Average RPI Loss:	186	RECORD	PCT. RANK	GAMES	SCHEDULE	OF SCHEDULE	RPI	RPI	RPI	RPI
DIV. I ONLY	12- 16	212	4- 8	324	303	272	272	21	21	
DIV. I NON-CONF.	7- 6	142	1- 0	334	306	267	266	26	27	
TOTALS	RPI 1-25	RPI 26-50	W-L RECORDS	RPI 51-100	RPI 150+					
12- 16	0- 0	0- 0	OVERALL	0- 2	12- 11					
9- 3	0- 0	0- 0	HOME	0- 0	9- 1					
3- 11	0- 0	0- 0	AWAY	0- 2	3- 9					
0- 2	0- 0	0- 0	NEUTRAL	0- 0	0- 1					
7- 6	0- 0	0- 0	NON-CONFERENCE	0- 2	7- 4					
5- 0	0- 0	0- 0	HOME	0- 0	5- 0					
2- 5	0- 0	0- 0	AWAY	0- 2	2- 3					
0- 1	0- 0	0- 0	NEUTRAL	0- 0	0- 1					
5- 10	0- 0	0- 0	CONFERENCE	0- 0	5- 7					
4- 3	0- 0	0- 0	HOME	0- 0	4- 1					
1- 6	0- 0	0- 0	AWAY	0- 0	1- 6					
0- 1	0- 0	0- 0	NEUTRAL	0- 0	0- 0					

RPI 1-25				RPI 26-50				RPI 51-100				RPI 101+ Team's RPI: 272					
RPI	S	Opponent	Score	RPI	S	Opponent	Score	RPI	S	Opponent	Score	RPI	S	Opponent	Score		
								65	A	Oklahoma St.	56	89	101	H	UTSA	50	61
								100	A	Samford	48	67	101	N	UTSA	52	71
													112	H	Texas-Arlington	47	73
													158	H	Louisiana Tech	71	66
													163	A	Lamar	58	67
													179	H	La.-Monroe	62	54
													185	A	New Orleans	65	70
													204	N	UAB	53	56
													216	A	Southeastern La.	50	53
													216	H	Southeastern La.	57	53
													218	A	Stephen F. Austin	50	55
													218	H	Stephen F. Austin	56	67
													231	A	Northwestern St.	64	77
													231	H	Northwestern St.	75	66
													234	A	Texas St.	48	62
													246	A	Sam Houston St.	71	81
													252	A	Tulsa	56	58
													276	H	A&M-Corpus Christi	68	54
													278	H	Ark.-Pine Bluff	73	64
													323	H	Jackson St.	49	45
													328	A	La.-Lafayette	56	46
													330	A	Central Ark.	69	71
													330	H	Central Ark.	70	60
													332	A	Centenary (LA)	74	72
													336	A	Nicholls St.	87	66
													336	H	Nicholls St.	70	55
LAST 12 Division I GAMES:																	
				101	N	UTSA	52	71					231	H	Northwestern St.	75	66
				330	H	Central Ark.	70	60					218	H	Stephen F. Austin	56	67
				216	A	Southeastern La.	50	53					112	H	Texas-Arlington	47	73
				336	H	Nicholls St.	70	55					234	A	Texas St.	48	62
				246	A	Sam Houston St.	71	81					231	A	Northwestern St.	64	77
				276	H	A&M-Corpus Christi	68	54					218	A	Stephen F. Austin	50	55

Non-Div I Games: Houston Baptist 71 63 Ark.-Monticello 89 57

McNeese St.

Loss, Non-Conf, S Site, H Home A Away N Neutral

Average RPI Win:	287	WON-LOST	WINNING	LAST 12	STRENGTH OF	OPP. STRENGTH	TEAM	ADJ.	CONF.	ADJ CONF.
Average RPI Loss:	158	RECORD	PCT. RANK	GAMES	SCHEDULE	OF SCHEDULE	RPI	RPI	RPI	RPI
DIV. I ONLY	15- 14	152	7- 5	220	336	201	206	30	30	
DIV. I NON-CONF.	3- 7	255	0- 0	210	326	269	268	31	31	
TOTALS	RPI 1-25	RPI 26-50	W-L RECORDS	RPI 51-100	RPI 150+					
15- 14	0- 0	0- 0	OVERALL	0- 1	15- 8					
7- 5	0- 0	0- 0	HOME	0- 1	7- 2					
7- 7	0- 0	0- 0	AWAY	0- 0	7- 5					
1- 2	0- 0	0- 0	NEUTRAL	0- 0	1- 1					
3- 7	0- 0	0- 0	NON-CONFERENCE	0- 1	3- 4					
1- 3	0- 0	0- 0	HOME	0- 1	1- 1					
2- 3	0- 0	0- 0	AWAY	0- 0	2- 2					
0- 1	0- 0	0- 0	NEUTRAL	0- 0	0- 1					
12- 7	0- 0	0- 0	CONFERENCE	0- 0	12- 4					
6- 2	0- 0	0- 0	HOME	0- 0	6- 1					
5- 4	0- 0	0- 0	AWAY	0- 0	5- 3					
1- 1	0- 0	0- 0	NEUTRAL	0- 0	1- 0					

RPI 1-25				RPI 26-50				RPI 51-100				RPI 101+				Team's RPI: 206	
RPI	S	Opponent	Score	RPI	S	Opponent	Score	RPI	S	Opponent	Score	RPI	S	Opponent	Score		
								74	H	Syracuse	28	68	104	A	N.C. A&T	46	82
												104	H	N.C. A&T	68	89	
												104	N	N.C. A&T	56	74	
												127	H	American	40	66	
												137	A	Kent St.	47	77	
												173	A	Army	43	56	
												174	H	Delaware	45	64	
												175	A	Iona	47	80	
												188	A	Coppin St.	56	60	
												188	H	Coppin St.	69	71	
												207	A	Delaware St.	57	59	
												207	H	Delaware St.	55	52	
												212	A	Hampton	47	57	
												225	A	Morgan St.	68	58	
												225	H	Morgan St.	67	58	
												225	N	Morgan St.	70	59	
												243	N	UMBC	70	92	
												261	A	Florida A&M	72	68	
												261	H	Florida A&M	45	38	
												289	A	N.C. Central	71	66	
												308	A	Howard	54	49	
												320	A	Bethune-Cookman	70	60	
												320	H	Bethune-Cookman	72	65	
												324	H	Winston-Salem	75	58	
												325	A	Longwood	57	55	
												334	H	South Carolina St.	73	61	
LAST 12 Division I GAMES:																	
				104	N	N.C. A&T	56	74		340	H	Norfolk St.	95	64			
				225	N	Morgan St.	70	59		104	H	N.C. A&T	68	89			
				207	H	Delaware St.	55	52		212	A	Hampton	47	57			
				188	A	Coppin St.	56	60		308	A	Howard	54	49			
				320	A	Bethune-Cookman	70	60		188	H	Coppin St.	69	71			
				261	A	Florida A&M	72	68		225	H	Morgan St.	67	58			

Non-Div I Games:

Md.-East. Shore

■ Loss,
 ■ Non-Conf,
 ■ S Site,
 ■ Home
 ■ A Away
 N Neutral

Md.-East. Shore

RPI S Opponent Score

Through Games Of Sunday, March 15, 2009

RPI	S	Opponent	Score
340	A	Norfolk St.	88 76
340	H	Norfolk St.	95 64

Md.-East. Shore

Md.-East. Shore

Average RPI Win: 214		WON-LOST	WINNING	LAST 12	STRENGTH OF	OPP. STRENGTH	TEAM	ADJ.	CONF.	ADJ CONF.
Average RPI Loss: 125		RECORD	PCT. RANK	GAMES	SCHEDULE	OF SCHEDULE	RPI	RPI	RPI	RPI
DIV. I ONLY		12- 18	221	4- 8	141	156	199	200	11	11
DIV. I NON-CONF.		7- 6	142	0- 0	116	259	132	133	11	11
TOTALS		RPI 1-25	RPI 26-50		W-L RECORDS		RPI 51-100		RPI 150+	
12- 18	0- 0	0- 1		OVERALL		0- 3		10- 6		
6- 9	0- 0	0- 0		HOME		0- 2		5- 3		
5- 7	0- 0	0- 1		AWAY		0- 1		4- 2		
1- 2	0- 0	0- 0		NEUTRAL		0- 0		1- 1		
7- 6	0- 0	0- 1		NON-CONFERENCE		0- 2		7- 1		
5- 2	0- 0	0- 0		HOME		0- 1		5- 0		
1- 3	0- 0	0- 1		AWAY		0- 1		1- 1		
1- 1	0- 0	0- 0		NEUTRAL		0- 0		1- 0		
5- 12	0- 0	0- 0		CONFERENCE		0- 1		3- 5		
1- 7	0- 0	0- 0		HOME		0- 1		0- 3		
4- 4	0- 0	0- 0		AWAY		0- 0		3- 1		
0- 1	0- 0	0- 0		NEUTRAL		0- 0		0- 1		

[illegible]

Non-Div I Games:

Memphis

■ Loss, ■ Non-Conf, S Site, H Home A Away N Neutral

Average RPI Win: 241	WON-LOST	WINNING	LAST 12	STRENGTH OF	OPP. STRENGTH	TEAM	ADJ.	CONF.	ADJ CONF.
Average RPI Loss: 129	RECORD	PCT. RANK	GAMES	SCHEDULE	OF SCHEDULE	RPI	RPI	RPI	RPI
DIV. I ONLY	17- 14	138	7- 5	186	193	166	169	18	18
DIV. I NON-CONF.	8- 9	175	1- 3	161	227	174	174	17	17
TOTALS	RPI 1-25	RPI 26-50	W-L RECORDS	RPI 51-100	RPI 150+				
17- 14	0- 2	0- 0	OVERALL	2- 3	15- 5				
9- 2	0- 0	0- 0	HOME	1- 1	8- 0				
6- 10	0- 2	0- 0	AWAY	1- 1	5- 5				
2- 2	0- 0	0- 0	NEUTRAL	0- 1	2- 0				
8- 9	0- 2	0- 0	NON-CONFERENCE	0- 2	8- 3				
4- 1	0- 0	0- 0	HOME	0- 1	4- 0				
3- 7	0- 2	0- 0	AWAY	0- 1	3- 3				
1- 1	0- 0	0- 0	NEUTRAL	0- 0	1- 0				
9- 5	0- 0	0- 0	CONFERENCE	2- 1	7- 2				
5- 1	0- 0	0- 0	HOME	1- 0	4- 0				
3- 3	0- 0	0- 0	AWAY	1- 0	2- 2				
1- 1	0- 0	0- 0	NEUTRAL	0- 1	1- 0				

RPI 1-25				RPI 26-50				RPI 51-100				RPI 101+ Team's RPI: 169			
RPI	S	Opponent	Score	RPI	S	Opponent	Score	RPI	S	Opponent	Score	RPI	S	Opponent	Score
7	A	Texas A&M	45 73					64	A	Fla. Gulf Coast	58 65	119	A	South Ala.	82 96
12	A	Florida St.	54 74					64	H	Fla. Gulf Coast	76 85	125	N	East Carolina	57 61
								82	A	East Tenn. St.	90 79	141	A	Jacksonville	60 78
								82	H	East Tenn. St.	77 61	141	H	Jacksonville	54 61
								82	N	East Tenn. St.	60 82	165	A	Kennesaw St.	50 64
												165	H	Kennesaw St.	66 56
												178	A	Belmont	69 71
												178	H	Belmont	70 61
												194	N	Fla. Atlantic	74 68
												214	A	Wichita St.	59 71
												242	A	S.C. Upstate	59 71
												242	H	S.C. Upstate	79 75
												256	A	Campbell	50 56
												256	H	Campbell	67 49
												260	H	High Point	79 69
												267	A	North Fla.	70 44
												267	H	North Fla.	65 61
												288	A	Stetson	71 67
												288	H	Stetson	58 44
												288	N	Stetson	84 51
												292	A	Lipscomb	64 48
												292	H	Lipscomb	68 56
												328	A	La.-Lafayette	71 62
												334	A	South Carolina St.	78 54
LAST 12 Division I GAMES:															
				82	N	East Tenn. St.	60 82	64	A	Fla. Gulf Coast	58 65				
				288	N	Stetson	84 51	288	A	Stetson	71 67				
				82	A	East Tenn. St.	90 79	165	A	Kennesaw St.	50 64				
				242	A	S.C. Upstate	59 71	141	H	Jacksonville	54 61				
				178	H	Belmont	70 61	267	H	North Fla.	65 61				
				292	H	Lipscomb	68 56	256	H	Campbell	67 49				

Non-Div I Games:

Mercer

■ Loss,
 ■ Non-Conf,
 ■ S Site,
 ■ Home
 ■ A Away
 N Neutral

Average RPI Win:	234	WON-LOST	WINNING	LAST 12	STRENGTH OF	OPP. STRENGTH	TEAM	ADJ.	CONF.	ADJ CONF.
Average RPI Loss:	38	RECORD	PCT. RANK	GAMES	SCHEDULE	OF SCHEDULE	RPI	RPI	RPI	RPI
DIV. I ONLY	12- 17	218	2- 9	65	68	128	130	2	2	
DIV. I NON-CONF.	10- 4	71	0- 0	268	262	118	121	3	3	
TOTALS	RPI 1-25	RPI 26-50	W-L RECORDS	RPI 51-100	RPI 150+					
12- 17	0- 7	0- 6	OVERALL	0- 2	9- 0					
9- 9	0- 3	0- 3	HOME	0- 2	8- 0					
3- 7	0- 4	0- 2	AWAY	0- 0	1- 0					
0- 1	0- 0	0- 1	NEUTRAL	0- 0	0- 0					
10- 4	0- 1	0- 1	NON-CONFERENCE	0- 1	9- 0					
8- 3	0- 1	0- 1	HOME	0- 1	8- 0					
2- 1	0- 0	0- 0	AWAY	0- 0	1- 0					
0- 0	0- 0	0- 0	NEUTRAL	0- 0	0- 0					
2- 13	0- 6	0- 5	CONFERENCE	0- 1	0- 0					
1- 6	0- 2	0- 2	HOME	0- 1	0- 0					
1- 6	0- 4	0- 2	AWAY	0- 0	0- 0					
0- 1	0- 0	0- 1	NEUTRAL	0- 0	0- 0					

RPI	S	Opponent	Score	RPI	S	Opponent	Score	RPI	S	Opponent	Score	RPI	S	Opponent	Score	Team's RPI: 130
2	H	Maryland	64 89	36	A	Georgia Tech	42 68	55	H	Indiana	54 69	103	H	North Carolina St.	72 60	
5	A	Duke	58 73	36	H	Georgia Tech	50 68	61	H	Wake Forest	69 78	109	H	Clemson	68 74	
8	H	Auburn	53 68	40	A	Boston College	54 62					111	A	Houston	64 70	
11	A	North Carolina	76 90	40	H	Boston College	64 71					117	A	UCF	66 59	
12	A	Florida St.	58 59	40	N	Boston College	59 76					132	A	Virginia Tech	59 56	
12	H	Florida St.	59 75	42	H	Green Bay	61 63					189	H	Austin Peay	64 51	
19	A	Virginia	75 84									213	H	Binghamton	72 37	
												245	A	FIU	66 49	
												257	H	Cornell	61 47	
												261	H	Florida A&M	83 69	
												307	H	Santa Clara	60 44	
												314	H	Grambling	83 65	
												326	H	Brown	81 41	
												340	H	Norfolk St.	91 42	
LAST 12 Division I GAMES:																
40	N	Boston College	59 76	132	A	Virginia Tech	59 56									
2	H	Maryland	64 89	12	H	Florida St.	59 75									
11	A	North Carolina	76 90	61	H	Wake Forest	69 78									
12	A	Florida St.	58 59	36	A	Georgia Tech	42 68									
19	A	Virginia	75 84	103	H	North Carolina St.	72 60									
40	H	Boston College	64 71	40	A	Boston College	54 62									

Non-Div I Games: SIU Edwardsville 83 72

Miami (FL)

Average RPI Win:	197	WON-LOST	WINNING	LAST 12	STRENGTH OF	OPP. STRENGTH	TEAM	ADJ.	CONF.	ADJ CONF.
Average RPI Loss:	124	RECORD	PCT. RANK	GAMES	SCHEDULE	OF SCHEDULE	RPI	RPI	RPI	RPI
DIV. I ONLY	16- 15	157	5- 7	136	140	153	152	12	12	
DIV. I NON-CONF.	8- 5	110	0- 0	121	165	103	100	12	12	
TOTALS	RPI 1-25	RPI 26-50	W-L RECORDS	RPI 51-100	RPI 150+					
16- 15	0- 1	1- 3	OVERALL	1- 2	10- 5					
7- 6	0- 0	1- 0	HOME	0- 1	3- 3					
6- 8	0- 1	0- 2	AWAY	1- 1	5- 2					
3- 1	0- 0	0- 1	NEUTRAL	0- 0	2- 0					
8- 5	0- 1	0- 0	NON-CONFERENCE	1- 2	5- 0					
3- 2	0- 0	0- 0	HOME	0- 1	2- 0					
3- 3	0- 1	0- 0	AWAY	1- 1	2- 0					
2- 0	0- 0	0- 0	NEUTRAL	0- 0	1- 0					
8- 10	0- 0	1- 3	CONFERENCE	0- 0	5- 5					
4- 4	0- 0	1- 0	HOME	0- 0	1- 3					
3- 5	0- 0	0- 2	AWAY	0- 0	3- 2					
1- 1	0- 0	0- 1	NEUTRAL	0- 0	1- 0					

RPI 1-25				RPI 26-50				RPI 51-100				RPI 101+ Team's RPI: 152			
RPI	S	Opponent	Score	RPI	S	Opponent	Score	RPI	S	Opponent	Score	RPI	S	Opponent	Score
21	A	Florida	56 75	46	A	Bowling Green	79 87	61	A	Wake Forest	59 81	116	N	Towson	69 68
				46	H	Bowling Green	45 40	76	A	Dayton	69 66	120	H	Butler	81 86
				47	A	Ball St.	66 81	78	H	Kentucky	55 80	122	A	Eastern Ill.	74 82
				47	N	Ball St.	51 76					137	A	Kent St.	62 79
												137	H	Kent St.	71 60
												148	H	Central Mich.	83 78
												149	H	Toledo	64 66
												150	H	Murray St.	73 69
												181	A	Wright St.	77 60
												186	A	Northern Ill.	66 80
												201	A	Akron	83 63
												201	H	Akron	56 68
												203	A	Ohio	48 60
												203	H	Ohio	53 66
												233	H	La Salle	63 50
												241	H	Eastern Mich.	45 56
												241	N	Eastern Mich.	75 69
												248	A	Buffalo	68 67
												248	H	Buffalo	67 57
												249	H	IPFW	73 57
												259	A	Western Mich.	69 63
												304	A	Air Force	66 56
												311	N	Tex.-Pan American	66 44
LAST 12 Division I GAMES:															
				47	N	Ball St.	51 76	137	A	Kent St.	62 79				
				241	N	Eastern Mich.	75 69	241	H	Eastern Mich.	45 56				
				248	H	Buffalo	67 57	186	A	Northern Ill.	66 80				
				46	H	Bowling Green	45 40	148	H	Central Mich.	83 78				
				203	A	Ohio	48 60	259	A	Western Mich.	69 63				
				201	H	Akron	56 68	47	A	Ball St.	66 81				

Non-Div I Games:

Miami (OH)

■ Loss,
■ Non-Conf, S Site,
■ Home
■ Away
N Neutral

Michigan

Through Games Of Sunday, March 15, 2009

Average RPI Win: 104		WON-LOST	WINNING	LAST 12	STRENGTH OF		OPP. STRENGTH	TEAM	ADJ.	CONF.	ADJ CONF.
Average RPI Loss: 65		RECORD	PCT. RANK	GAMES	SCHEDULE		OF SCHEDULE	RPI	RPI	RPI	RPI
DIV. I ONLY		10- 20	256	1- 11	46		12	146	142	5	5
DIV. I NON-CONF.		7- 4	99	0- 0	23		3	37	35	2	2
TOTALS		RPI 1-25	RPI 26-50		W-L RECORDS		RPI 51-100		RPI 150+		
10- 20	2- 4	0- 5		OVERALL		3- 7		2- 2			
7- 7	2- 2	0- 2		HOME		2- 2		1- 0			
2- 12	0- 2	0- 3		AWAY		1- 4		0- 2			
1- 1	0- 0	0- 0		NEUTRAL		0- 1		1- 0			
7- 4	2- 2	0- 0		NON-CONFERENCE		2- 1		1- 1			
4- 1	2- 1	0- 0		HOME		1- 0		0- 0			
2- 3	0- 1	0- 0		AWAY		1- 1		0- 1			
1- 0	0- 0	0- 0		NEUTRAL		0- 0		1- 0			
3- 16	0- 2	0- 5		CONFERENCE		1- 6		1- 1			
3- 6	0- 1	0- 2		HOME		1- 2		1- 0			
0- 9	0- 1	0- 3		AWAY		0- 3		0- 1			
0- 1	0- 0	0- 0		NEUTRAL		0- 1		0- 0			

RPI	S	Opponent	Score	RPI	S	Opponent	Score	RPI	S	Opponent	Score	RPI	S	Opponent	Score	Team's RPI: 142
5	A	Duke	45 60	28	A	Purdue	53 70	52	A	Minnesota	46 52	103	H	North Carolina St.	63 52	
7	H	Texas A&M	56 59	37	A	Iowa	69 77	52	H	Minnesota	59 60	118	H	Illinois	52 44	
13	A	Ohio St.	50 70	37	H	Iowa	64 68	55	A	Indiana	61 67	121	A	Penn St.	58 76	
13	H	Ohio St.	44 52	50	A	Michigan St.	27 52	55	H	Indiana	50 60	121	H	Penn St.	56 64	
15	H	Notre Dame	63 59	50	H	Michigan St.	37 41	55	N	Indiana	50 68	135	A	Southern Miss.	61 51	
25	H	Vanderbilt	50 42					59	A	Wisconsin	54 58	178	N	Belmont	64 60	
								59	H	Wisconsin	70 42	201	A	Akron	49 58	
								60	A	Southern California	53 81	235	A	Northwestern	57 60	
								78	A	Kentucky	70 60	235	H	Northwestern	66 54	
								96	H	Cincinnati	65 50					
LAST 12 Division I GAMES:																
55	N	Indiana	50 68	121	H	Penn St.	56 64									
55	A	Indiana	61 67	235	A	Northwestern	57 60									
28	A	Purdue	53 70	59	H	Wisconsin	70 42									
37	H	Iowa	64 68	13	H	Ohio St.	44 52									
50	A	Michigan St.	27 52	37	A	Iowa	69 77									
52	H	Minnesota	59 60	55	H	Indiana	50 60									

Non-Div I Games:

Michigan

■ Loss,
 ■ Non-Conf,
 ■ S Site,
 ■ H Home
 ■ A Away
 N Neutral

Average RPI Win:	138	WON-LOST	WINNING	LAST 12	STRENGTH OF	OPP. STRENGTH	TEAM	ADJ.	CONF.	ADJ CONF.
Average RPI Loss:	43	RECORD	PCT. RANK	GAMES	SCHEDULE	OF SCHEDULE	RPI	RPI	RPI	RPI
DIV. I ONLY	20- 10	69	8- 4	78	49	52	50	5	5	
DIV. I NON-CONF.	7- 4	99	0- 0	85	88	77	77	2	2	
TOTALS	RPI 1-25	RPI 26-50	W-L RECORDS	RPI 51-100	RPI 150+					
20- 10	1- 3	3- 1	OVERALL	3- 6	7- 0					
12- 2	1- 0	2- 0	HOME	2- 2	5- 0					
6- 7	0- 3	1- 1	AWAY	1- 3	1- 0					
2- 1	0- 0	0- 0	NEUTRAL	0- 1	1- 0					
7- 4	0- 2	0- 1	NON-CONFERENCE	1- 1	5- 0					
5- 0	0- 0	0- 0	HOME	1- 0	4- 0					
0- 4	0- 2	0- 1	AWAY	0- 1	0- 0					
2- 0	0- 0	0- 0	NEUTRAL	0- 0	1- 0					
13- 6	1- 1	3- 0	CONFERENCE	2- 5	2- 0					
7- 2	1- 0	2- 0	HOME	1- 2	1- 0					
6- 3	0- 1	1- 0	AWAY	1- 2	1- 0					
0- 1	0- 0	0- 0	NEUTRAL	0- 1	0- 0					

RPI 1-25				RPI 26-50				Team's RPI: 50		RPI 51-100				RPI 101+			
RPI	S	Opponent	Score	RPI	S	Opponent	Score			RPI	S	Opponent	Score	RPI	S	Opponent	Score
13	A	Ohio St.	49 67	28	A	Purdue	68 62			52	A	Minnesota	44 60	118	A	Illinois	63 50
13	H	Ohio St.	52 46	28	H	Purdue	57 55			52	H	Minnesota	51 66	121	A	Penn St.	67 60
15	A	Notre Dame	72 78	36	A	Georgia Tech	57 70			55	A	Indiana	71 65	121	H	Penn St.	70 59
23	A	Xavier	66 71	37	H	Iowa	68 56			55	H	Indiana	48 62	129	N	Dartmouth	60 52
										59	A	Wisconsin	51 54	142	A	Michigan	41 37
										59	H	Wisconsin	59 50	142	H	Michigan	52 27
										59	N	Wisconsin	50 56	157	N	Quinnipiac	81 48
										68	A	St. Bonaventure	52 63	207	H	Delaware St.	71 41
										88	H	Old Dominion	74 48	221	H	Detroit	85 48
														235	A	Northwestern	74 54
														235	H	Northwestern	64 52
														305	H	Niagara	116 50
														309	H	Stony Brook	73 42
LAST 12 Division I GAMES:																	
		59	N	Wisconsin			50	56			13	H	Ohio St.			52	46
		28	H	Purdue			57	55			118	A	Illinois			63	50
		52	H	Minnesota			51	66			52	A	Minnesota			44	60
		59	A	Wisconsin			51	54			37	H	Iowa			68	56
		142	H	Michigan			52	27			59	H	Wisconsin			59	50
		55	A	Indiana			71	65			235	A	Northwestern			74	54

Non-Div I Games:

Michigan St.

Average RPI Win:	160	WON-LOST	WINNING	LAST 12	STRENGTH OF	OPP. STRENGTH	TEAM	ADJ.	CONF.	ADJ CONF.
Average RPI Loss:	62	RECORD	PCT. RANK	GAMES	SCHEDULE	OF SCHEDULE	RPI	RPI	RPI	RPI
DIV. I ONLY	28- 5	13	11- 1	81	86	21	22	13	13	
DIV. I NON-CONF.	8- 4	85	0- 0	26	4	31	32	13	13	
TOTALS	RPI 1-25	RPI 26-50	W-L RECORDS	RPI 51-100	RPI 150+					
28- 5	1- 3	0- 0	OVERALL	7- 1	16- 1					
15- 1	0- 1	0- 0	HOME	4- 0	9- 0					
10- 4	1- 2	0- 0	AWAY	2- 1	6- 1					
3- 0	0- 0	0- 0	NEUTRAL	1- 0	1- 0					
8- 4	1- 3	0- 0	NON-CONFERENCE	3- 1	3- 0					
6- 1	0- 1	0- 0	HOME	3- 0	2- 0					
2- 3	1- 2	0- 0	AWAY	0- 1	1- 0					
0- 0	0- 0	0- 0	NEUTRAL	0- 0	0- 0					
20- 1	0- 0	0- 0	CONFERENCE	4- 0	13- 1					
9- 0	0- 0	0- 0	HOME	1- 0	7- 0					
8- 1	0- 0	0- 0	AWAY	2- 0	5- 1					
3- 0	0- 0	0- 0	NEUTRAL	1- 0	1- 0					

RPI	S	Opponent	Score
3	A	Oklahoma	65 85
4	H	Louisville	44 67
9	A	Tennessee	52 81
20	A	LSU	79 75

RPI	S	Opponent	Score

RPI	S	Opponent	Score
55	H	Indiana	65 59
73	A	UALR	67 62
73	N	UALR	74 54
92	H	Chattanooga	73 65
94	H	Alabama	77 67
95	A	Western Ky.	68 56
95	H	Western Ky.	87 61
98	A	Western Caro.	59 68

RPI	S	Opponent	Score
119	A	South Ala.	80 57
119	H	South Ala.	90 64
119	N	South Ala.	77 71
132	H	Arizona	77 57
158	H	Arkansas St.	91 51
177	A	Troy	75 60
177	H	Troy	82 46
179	H	La.-Monroe	91 75
183	A	Denver	77 49
185	A	New Orleans	87 53
185	N	New Orleans	82 47
189	H	Austin Peay	62 53
194	A	Fla. Atlantic	70 73
194	H	Fla. Atlantic	90 64
224	A	North Texas	72 52
224	H	North Texas	113 58
238	H	Lafayette	85 47
245	A	FIU	74 54
245	H	FIU	68 35
268	A	Tennessee Tech	101 66
328	H	La.-Lafayette	85 57

LAST 12 Division I GAMES:

73	N	UALR	74	54	119	H	South Ala.	90	64
119	N	South Ala.	77	71	224	H	North Texas	113	58
185	N	New Orleans	82	47	177	A	Troy	75	60
95	H	Western Ky.	87	61	183	A	Denver	77	49
245	A	FIU	74	54	179	H	La.-Monroe	91	75
194	A	Fla. Atlantic	70	73	328	H	La.-Lafayette	85	57

Non-Div I Games:

Middle Tenn.

■ Loss,
 ■ Non-Conf,
 ■ S Site,
 ■ Home
 ■ A Away
 N Neutral

Average RPI Win:	206	WON-LOST	WINNING	LAST 12	STRENGTH OF	OPP. STRENGTH	TEAM	ADJ.	CONF.	ADJ CONF.
Average RPI Loss:	131	RECORD	PCT. RANK	GAMES	SCHEDULE	OF SCHEDULE	RPI	RPI	RPI	RPI
DIV. I ONLY	14- 18	204	6- 6	228	110	217	211	15	15	
DIV. I NON-CONF.	4- 6	206	0- 0	290	14	237	234	14	14	
TOTALS	RPI 1-25	RPI 26-50	W-L RECORDS	RPI 51-100	RPI 150+					
14- 18	0- 0	0- 3	OVERALL	1- 2	9- 6					
6- 7	0- 0	0- 1	HOME	0- 0	4- 3					
7- 10	0- 0	0- 2	AWAY	1- 1	5- 3					
1- 1	0- 0	0- 0	NEUTRAL	0- 1	0- 0					
4- 6	0- 0	0- 0	NON-CONFERENCE	1- 2	2- 2					
1- 2	0- 0	0- 0	HOME	0- 0	0- 1					
3- 3	0- 0	0- 0	AWAY	1- 1	2- 1					
0- 1	0- 0	0- 0	NEUTRAL	0- 1	0- 0					
10- 12	0- 0	0- 3	CONFERENCE	0- 0	7- 4					
5- 5	0- 0	0- 1	HOME	0- 0	4- 2					
4- 7	0- 0	0- 2	AWAY	0- 0	3- 2					
1- 0	0- 0	0- 0	NEUTRAL	0- 0	0- 0					

RPI 1-25				RPI 26-50				RPI 51-100				RPI 101+ Team's RPI: 211			
RPI	S	Opponent	Score	RPI	S	Opponent	Score	RPI	S	Opponent	Score	RPI	S	Opponent	Score
				42	A	Green Bay	56 66	58	A	Marquette	63 62	103	A	North Carolina St.	42 77
				42	A	Green Bay	41 65	59	A	Wisconsin	69 71	118	H	Illinois	61 63
				42	H	Green Bay	36 47	60	N	Southern California	65 77	120	A	Butler	71 74
												120	A	Butler	53 52
												120	H	Butler	63 58
												123	A	Cleveland St.	49 54
												123	H	Cleveland St.	45 53
												123	N	Cleveland St.	63 57
												145	A	Valparaiso	64 67
												145	H	Valparaiso	65 83
												148	H	Central Mich.	78 77
												153	H	Evansville	61 62
												181	A	Wright St.	70 64
												181	H	Wright St.	41 61
												186	A	Northern Ill.	71 61
												190	A	Ill.-Chicago	57 71
												190	H	Ill.-Chicago	70 49
												208	A	Washington St.	52 73
												221	A	Detroit	50 59
												221	H	Detroit	75 57
												285	A	Loyola (IL)	83 74
												285	H	Loyola (IL)	66 70
												304	A	Air Force	57 48
												315	A	Youngstown St.	72 60
												315	H	Youngstown St.	78 51
												315	H	Youngstown St.	70 49

LAST 12 Division I GAMES:

42	A Green Bay	41 65	120	A Butler	71 74
123	N Cleveland St.	63 57	190	H Ill.-Chicago	70 49
120	A Butler	53 52	285	H Loyola (IL)	66 70
315	H Youngstown St.	70 49	181	A Wright St.	70 64
42	A Green Bay	56 66	221	A Detroit	50 59
145	A Valparaiso	64 67	315	H Youngstown St.	78 51

Non-Div I Games: SIU Edwardsville 88 65

Milwaukee

■ Loss,
 ■ Non-Conf,
 ■ S Site,
 ■ Home
 ■ A Away
 N Neutral

Average RPI Win:	132	WON-LOST	WINNING	LAST 12	STRENGTH OF	OPP. STRENGTH	TEAM	ADJ.	CONF.	ADJ CONF.
Average RPI Loss:	55	RECORD	PCT. RANK	GAMES	SCHEDULE	OF SCHEDULE	RPI	RPI	RPI	RPI
DIV. I ONLY	19- 11	91	6- 6	61	48	54	52	5	5	
DIV. I NON-CONF.	8- 3	64	0- 0	27	96	32	33	2	2	
TOTALS	RPI 1-25	RPI 26-50	W-L RECORDS	RPI 51-100	RPI 150+					
19- 11	1- 3	4- 5	OVERALL	2- 1	6- 1					
11- 4	0- 1	3- 2	HOME	1- 0	4- 0					
6- 6	1- 2	1- 2	AWAY	0- 1	1- 1					
2- 1	0- 0	0- 1	NEUTRAL	1- 0	1- 0					
8- 3	0- 2	1- 1	NON-CONFERENCE	1- 0	5- 0					
5- 1	0- 0	1- 1	HOME	0- 0	3- 0					
1- 2	0- 2	0- 0	AWAY	0- 0	1- 0					
2- 0	0- 0	0- 0	NEUTRAL	1- 0	1- 0					
11- 8	1- 1	3- 4	CONFERENCE	1- 1	1- 1					
6- 3	0- 1	2- 1	HOME	1- 0	1- 0					
5- 4	1- 0	1- 2	AWAY	0- 1	0- 1					
0- 1	0- 0	0- 1	NEUTRAL	0- 0	0- 0					

RPI	S	Opponent	Score	RPI	S	Opponent	Score	RPI	S	Opponent	Score	RPI	S	Opponent	Score
10	A	Stanford	55 68	26	H	South Dakota St.	55 65	55	H	Indiana	70 62	118	A	Illinois	52 48
13	A	Ohio St.	59 56	28	A	Purdue	43 56	59	A	Wisconsin	52 62	118	H	Illinois	50 61
13	H	Ohio St.	62 73	28	H	Purdue	40 55	63	N	Drexel	74 50	121	A	Penn St.	63 61
14	A	Iowa St.	42 58	37	A	Iowa	57 74					121	H	Penn St.	69 55
				37	H	Iowa	64 58					127	H	American	79 62
				37	N	Iowa	64 79					142	A	Michigan	60 59
				40	H	Boston College	80 60					142	H	Michigan	52 46
				50	A	Michigan St.	66 51					176	H	North Dakota St.	68 56
				50	H	Michigan St.	60 44					217	N	Massachusetts	86 67
												235	A	Northwestern	53 62
												235	H	Northwestern	43 40
												237	H	St. Mary's (CA)	98 72
												266	H	Yale	87 63
												307	A	Santa Clara	70 45
LAST 12 Division I GAMES:															
				37	N	Iowa	64 79	28	H	Purdue	40 55				
				118	H	Illinois	50 61	37	H	Iowa	64 58				
				50	A	Michigan St.	66 51	121	A	Penn St.	63 61				
				235	A	Northwestern	53 62	50	H	Michigan St.	60 44				
				13	H	Ohio St.	62 73	235	H	Northwestern	43 40				
				142	A	Michigan	60 59	28	A	Purdue	43 56				

Non-Div I Games:

Minnesota

■ Loss,
■ Non-Conf,
■ S Site,
■ H Home
■ A Away
N Neutral

Mississippi

Through Games Of Sunday, March 15, 2009

Average RPI Win:	167	WON-LOST	WINNING	LAST 12	STRENGTH OF	OPP. STRENGTH	TEAM	ADJ.	CONF.	ADJ CONF.
Average RPI Loss:	49	RECORD	PCT. RANK	GAMES	SCHEDULE	OF SCHEDULE	RPI	RPI	RPI	RPI
DIV. I ONLY	17- 14	138	4- 8	83	64	90	90	4	4	
DIV. I NON-CONF.	11- 4	57	0- 0	234	199	97	99	5	5	
TOTALS	RPI 1-25	RPI 26-50	W-L RECORDS	RPI 51-100	RPI 150+					
17- 14	1- 6	0- 2	OVERALL	5- 4	8- 0					
11- 5	1- 2	0- 1	HOME	4- 1	6- 0					
3- 7	0- 3	0- 1	AWAY	0- 2	1- 0					
3- 2	0- 1	0- 0	NEUTRAL	1- 1	1- 0					
11- 4	0- 1	0- 0	NON-CONFERENCE	1- 2	8- 0					
7- 2	0- 1	0- 0	HOME	1- 1	6- 0					
2- 1	0- 0	0- 0	AWAY	0- 0	1- 0					
2- 1	0- 0	0- 0	NEUTRAL	0- 1	1- 0					
6- 10	1- 5	0- 2	CONFERENCE	4- 2	0- 0					
4- 3	1- 1	0- 1	HOME	3- 0	0- 0					
1- 6	0- 3	0- 1	AWAY	0- 2	0- 0					
1- 1	0- 1	0- 0	NEUTRAL	1- 0	0- 0					

RPI	S	Opponent	Score	RPI	S	Opponent	Score	RPI	S	Opponent	Score	RPI	S	Opponent	Score
8	A	Auburn	65 72	41	A	Mississippi St.	64 69	56	H	Georgia	62 54	103	A	North Carolina St.	42 46
8	N	Auburn	65 71	41	H	Mississippi St.	50 66	61	N	Wake Forest	58 77	104	N	N.C. A&T	80 64
9	A	Tennessee	59 60					73	H	UALR	61 64	113	A	South Carolina	66 65
18	H	Texas	50 74					75	A	Arkansas	59 70	113	H	South Carolina	67 76
20	H	LSU	48 59					75	N	Arkansas	65 60	117	A	UCF	85 67
21	A	Florida	54 75					78	H	Kentucky	69 60	192	N	Davidson	55 50
25	H	Vanderbilt	71 69					88	H	Old Dominion	79 72	200	H	Memphis	84 63
								94	A	Alabama	59 67	216	H	Southeastern La.	85 73
								94	H	Alabama	73 43	231	H	Northwestern St.	92 64
												251	H	Rice	81 48
												328	A	La.-Lafayette	74 48
												329	H	Alcorn St.	63 40
												336	H	Nicholls St.	83 32
LAST 12 Division I GAMES:															
8	N	Auburn	65 71	41	H	Mississippi St.	50 66								
75	N	Arkansas	65 60	113	A	South Carolina	66 65								
20	H	LSU	48 59	8	A	Auburn	65 72								
25	H	Vanderbilt	71 69	78	H	Kentucky	69 60								
94	A	Alabama	59 67	9	A	Tennessee	59 60								
75	A	Arkansas	59 70	21	A	Florida	54 75								

Non-Div I Games:

Mississippi

■ Loss,
 ■ Non-Conf,
 ■ S Site,
 ■ Home
 ■ A Away
 N Neutral

Average RPI Win:	159	WON-LOST	WINNING	LAST 12	STRENGTH OF	OPP. STRENGTH	TEAM	ADJ.	CONF.	ADJ CONF.
Average RPI Loss:	25	RECORD	PCT. RANK	GAMES	SCHEDULE	OF SCHEDULE	RPI	RPI	RPI	RPI
DIV. I ONLY	22- 9	53	7- 5	66	58	41	41	4	4	
DIV. I NON-CONF.	13- 2	22	1- 0	185	250	57	57	5	5	
TOTALS	RPI 1-25	RPI 26-50	W-L RECORDS	RPI 51-100	RPI 150+					
22- 9	3- 7	1- 0	OVERALL	4- 2	11- 0					
12- 4	2- 3	0- 0	HOME	1- 1	8- 0					
8- 4	1- 3	1- 0	AWAY	3- 1	2- 0					
2- 1	0- 1	0- 0	NEUTRAL	0- 0	1- 0					
13- 2	0- 2	1- 0	NON-CONFERENCE	0- 0	11- 0					
8- 1	0- 1	0- 0	HOME	0- 0	8- 0					
4- 1	0- 1	1- 0	AWAY	0- 0	2- 0					
1- 0	0- 0	0- 0	NEUTRAL	0- 0	1- 0					
9- 7	3- 5	0- 0	CONFERENCE	4- 2	0- 0					
4- 3	2- 2	0- 0	HOME	1- 1	0- 0					
4- 3	1- 2	0- 0	AWAY	3- 1	0- 0					
1- 1	0- 1	0- 0	NEUTRAL	0- 0	0- 0					

RPI 1-25				RPI 26-50				Team's RPI: 41				RPI 51-100				RPI 101+			
RPI	S	Opponent	Score	RPI	S	Opponent	Score	RPI	S	Opponent	Score	RPI	S	Opponent	Score	RPI	S	Opponent	Score
2	A	Maryland	73 80	49	A	Utah	63 51	56	A	Georgia	57 69	113	H	South Carolina	58 41				
8	H	Auburn	58 63					75	H	Arkansas	62 65	113	N	South Carolina	49 39				
9	A	Tennessee	68 82					78	A	Kentucky	52 45	135	A	Southern Miss.	72 61				
9	H	Tennessee	56 63					90	A	Mississippi	66 50	154	N	Marshall	73 65				
20	A	LSU	38 36					90	H	Mississippi	69 64	158	H	Louisiana Tech	72 42				
20	H	LSU	65 55					94	A	Alabama	67 49	162	A	Utah Valley	71 63				
20	N	LSU	58 63									200	H	Memphis	81 49				
21	A	Florida	66 80									204	H	UAB	87 46				
23	H	Xavier	42 51									231	H	Northwestern St.	99 75				
25	H	Vanderbilt	66 61									278	H	Ark.-Pine Bluff	94 52				
												284	H	Mississippi Val.	69 46				
												328	A	La.-Lafayette	71 38				
												331	H	Savannah St.	97 33				
												336	H	Nicholls St.	97 25				
LAST 12 Division I GAMES:																			
		20 N LSU	58 63			90 A Mississippi	66 50												
		113 N South Carolina	49 39			20 H LSU	65 55												
		94 A Alabama	67 49			25 H Vanderbilt	66 61												
		113 H South Carolina	58 41			56 A Georgia	57 69												
		9 A Tennessee	68 82			331 H Savannah St.	97 33												
		8 H Auburn	58 63			75 H Arkansas	62 65												

Non-Div I Games:

Mississippi St.

■ Loss,
■ Non-Conf, S Site,
■ Home
■ Away
N Neutral

Average RPI Win:	294	WON-LOST	WINNING	LAST 12	STRENGTH OF	OPP. STRENGTH	TEAM	ADJ.	CONF.	ADJ CONF.
Average RPI Loss:	201	RECORD	PCT. RANK	GAMES	SCHEDULE	OF SCHEDULE	RPI	RPI	RPI	RPI
DIV. I ONLY	12- 19	229	8- 4	307	326	284	284	32	32	
DIV. I NON-CONF.	1- 9	327	0- 0	131	124	298	294	32	32	
TOTALS	RPI 1-25	RPI 26-50	W-L RECORDS	RPI 51-100	RPI 150+					
12- 19	0- 0	0- 2	OVERALL	0- 2	12- 14					
6- 3	0- 0	0- 0	HOME	0- 0	6- 3					
3- 12	0- 0	0- 2	AWAY	0- 1	3- 9					
3- 4	0- 0	0- 0	NEUTRAL	0- 1	3- 2					
1- 9	0- 0	0- 2	NON-CONFERENCE	0- 2	1- 4					
0- 0	0- 0	0- 0	HOME	0- 0	0- 0					
0- 6	0- 0	0- 2	AWAY	0- 1	0- 3					
1- 3	0- 0	0- 0	NEUTRAL	0- 1	1- 1					
11- 10	0- 0	0- 0	CONFERENCE	0- 0	11- 10					
6- 3	0- 0	0- 0	HOME	0- 0	6- 3					
3- 6	0- 0	0- 0	AWAY	0- 0	3- 6					
2- 1	0- 0	0- 0	NEUTRAL	0- 0	2- 1					

RPI S	Opponent	Score	RPI S	Opponent	Score	RPI S	Opponent	Score	RPI S	Opponent	Score	Team's RPI: 284
36	A Georgia Tech	37 72	75	N Arkansas	46 79	122	N Eastern Ill.	50 73	160	A UTEP	52 85	
41	A Mississippi St.	46 69	96	A Cincinnati	45 66	163	A Lamar	47 72	167	A Prairie View	53 74	
						167	H Prairie View	52 60	167	H Georgia St.	60 70	
						210	A Georgia St.	60 70	219	N Rhode Island	46 63	
						230	A Southern U.	61 56	230	H Southern U.	52 48	
						230	N Southern U.	56 64	277	A Alabama St.	81 87	
						277	H Alabama St.	66 62	277	N Alabama St.	48 43	
						278	A Ark.-Pine Bluff	52 65	278	H Ark.-Pine Bluff	61 56	
						294	A Alabama A&M	67 61	294	H Alabama A&M	40 56	
						314	A Grambling	61 58	314	H Grambling	66 45	
						315	A Texas Southern	48 53	315	H Texas Southern	56 58	
						323	A Jackson St.	65 68	323	H Jackson St.	70 68	
						329	A Alcorn St.	50 52	329	H Alcorn St.	62 53	
						329	N Alcorn St.	56 36	329	N Alcorn St.	56 36	
LAST 12 Division I GAMES:												
230	N Southern U.	56 64	167	A Prairie View	53 74	230	H Southern U.	52 48	329	H Alcorn St.	62 53	
277	N Alabama St.	48 43	277	A Alabama St.	81 87	294	A Alabama A&M	67 61	329	N Alcorn St.	56 36	
278	H Ark.-Pine Bluff	61 56	314	A Grambling	61 58							
314	H Grambling	66 45										
323	H Jackson St.	70 68										
315	A Texas Southern	48 53										

Non-Div I Games: Paul Quinn 85 53

Mississippi Val.

Loss, Non-Conf, S Site, H Home A Away N Neutral

RPI	S	Opponent	Score
331	N	Savannah St.	62 42

Mississippi Valley.

Mississippi Valley.

Mississippi Val.a
l

Average RPI Win:	159	WON-LOST	WINNING	LAST 12	STRENGTH OF	OPP. STRENGTH	TEAM	ADJ.	CONF.	ADJ CONF.
Average RPI Loss:	51	RECORD	PCT. RANK	GAMES	SCHEDULE	OF SCHEDULE	RPI	RPI	RPI	RPI
DIV. I ONLY	13- 17	206	3- 9	50	35	113	110	1	1	
DIV. I NON-CONF.	9- 4	80	0- 0	187	170	98	98	1	1	
TOTALS	RPI 1-25	RPI 26-50	W-L RECORDS	RPI 51-100	RPI 150+					
13- 17	0- 7	1- 2	OVERALL	4- 5	5- 1					
9- 7	0- 3	1- 1	HOME	2- 2	4- 0					
4- 8	0- 3	0- 1	AWAY	2- 3	1- 0					
0- 2	0- 1	0- 0	NEUTRAL	0- 0	0- 1					
9- 4	0- 0	0- 1	NON-CONFERENCE	2- 1	5- 1					
6- 2	0- 0	0- 1	HOME	0- 1	4- 0					
3- 1	0- 0	0- 0	AWAY	2- 0	1- 0					
0- 1	0- 0	0- 0	NEUTRAL	0- 0	0- 1					
4- 13	0- 7	1- 1	CONFERENCE	2- 4	0- 0					
3- 5	0- 3	1- 0	HOME	2- 1	0- 0					
1- 7	0- 3	0- 1	AWAY	0- 3	0- 0					
0- 1	0- 1	0- 0	NEUTRAL	0- 0	0- 0					

RPI	S	Opponent	Score	RPI	S	Opponent	Score	RPI	S	Opponent	Score	RPI	S	Opponent	Score	Team's RPI: 110
3	A	Oklahoma	56 78	26	H	South Dakota St.	50 55	51	A	Texas Tech	56 63	114	H	Bradley	83 54	
6	A	Baylor	43 72	29	A	Kansas St.	54 58	54	A	Kansas	58 75	118	A	Illinois	55 65	
7	H	Texas A&M	56 62	29	H	Kansas St.	52 43	54	H	Kansas	74 60	128	A	Colorado	66 55	
14	A	Iowa St.	42 65					55	H	Indiana	54 63	128	H	Colorado	56 61	
14	H	Iowa St.	47 62					65	H	Oklahoma St.	60 68	149	H	Toledo	70 50	
18	H	Texas	56 66					69	A	Nebraska	52 65	187	N	Holy Cross	93 94	
18	N	Texas	59 62					69	H	Nebraska	67 66	235	A	Northwestern	69 63	
								75	A	Arkansas	56 55	240	H	Southeast Mo. St.	60 31	
								89	A	Duquesne	76 65	263	H	Chicago St.	63 42	
												280	H	Western Ill.	61 54	
												338	H	Tenn.-Martin	74 23	
LAST 12 Division I GAMES:																
18	N	Texas	59 62	29	H	Kansas St.	52 43	5	H	Nebraska	67 66	6	A	Baylor	43 72	
51	A	Texas Tech	56 63	6	A	Baylor	43 72	54	H	Kansas	74 60	29	A	Kansas St.	54 58	
14	H	Iowa St.	47 62	54	H	Kansas	74 60	3	A	Oklahoma	56 78	65	H	Oklahoma St.	60 68	
128	A	Colorado	66 55	29	A	Kansas St.	54 58									
18	H	Texas	56 66	3	A	Oklahoma	56 78									
69	A	Nebraska	52 65	65	H	Oklahoma St.	60 68									

Non-Div I Games:

Missouri

Average RPI Win:	155	WON-LOST	WINNING	LAST 12	STRENGTH OF	OPP. STRENGTH	TEAM	ADJ.	CONF.	ADJ CONF.
Average RPI Loss:	137	RECORD	PCT. RANK	GAMES	SCHEDULE	OF SCHEDULE	RPI	RPI	RPI	RPI
DIV. I ONLY	10- 20	256	5- 7	98	113	202	202	10	10	
DIV. I NON-CONF.	4- 7	222	0- 0	56	175	166	165	9	9	
TOTALS	RPI 1-25	RPI 26-50	W-L RECORDS	RPI 51-100	RPI 150+					
10- 20	0- 0	0- 2	OVERALL	2- 5	6- 8					
6- 8	0- 0	0- 1	HOME	1- 3	4- 2					
2- 11	0- 0	0- 1	AWAY	0- 2	1- 5					
2- 1	0- 0	0- 0	NEUTRAL	1- 0	1- 1					
4- 7	0- 0	0- 2	NON-CONFERENCE	2- 1	2- 3					
2- 3	0- 0	0- 1	HOME	1- 1	1- 1					
0- 4	0- 0	0- 1	AWAY	0- 0	0- 2					
2- 0	0- 0	0- 0	NEUTRAL	1- 0	1- 0					
6- 13	0- 0	0- 0	CONFERENCE	0- 4	4- 5					
4- 5	0- 0	0- 0	HOME	0- 2	3- 1					
2- 7	0- 0	0- 0	AWAY	0- 2	1- 3					
0- 1	0- 0	0- 0	NEUTRAL	0- 0	0- 1					

RPI S	Opponent	Score	RPI S	Opponent	Score	RPI S	Opponent	Score	RPI S	Opponent	Score	Team's RPI: 202
31	H DePaul	57 72	53	A Illinois St.	59 70	105	A Drake	44 56				
42	A Green Bay	56 80	53	H Illinois St.	70 83	105	H Drake	60 66				
			72	A Creighton	63 92	114	A Bradley	71 81				
			72	H Creighton	61 74	114	H Bradley	59 68				
			73	H UALR	53 49	131	A Indiana St.	53 40				
			92	N Chattanooga	77 68	131	H Indiana St.	77 53				
			95	H Western Ky.	70 77	134	A St. Louis	53 68				
						153	A Evansville	76 63				
						153	H Evansville	80 67				
						158	H Arkansas St.	61 52				
						172	A UNI	64 72				
						172	H UNI	62 65				
						214	A Wichita St.	62 66				
						214	H Wichita St.	75 65				
						214	N Wichita St.	51 52				
						218	N Stephen F. Austin	82 63				
						229	A Southern Ill.	58 69				
						229	H Southern Ill.	69 57				
						240	A Southeast Mo. St.	64 67				
						247	H Oral Roberts	51 56				
						252	A Tulsa	56 64				
LAST 12 Division I GAMES:												
214	N Wichita St.	51 52	131	A Indiana St.	53 40							
172	A UNI	64 72	53	A Illinois St.	59 70							
114	A Bradley	71 81	105	H Drake	60 66							
229	H Southern Ill.	69 57	72	H Creighton	61 74							
153	H Evansville	80 67	229	A Southern Ill.	58 69							
214	H Wichita St.	75 65	153	A Evansville	76 63							

Non-Div I Games:

Missouri St.

Average RPI Win:	257	WON-LOST	WINNING	LAST 12	STRENGTH OF	OPP. STRENGTH	TEAM	ADJ.	CONF.	ADJ CONF.
Average RPI Loss:	140	RECORD	PCT. RANK	GAMES	SCHEDULE	OF SCHEDULE	RPI	RPI	RPI	RPI
DIV. I ONLY	18- 13	114	8- 4	182	286	155	161	26	27	
DIV. I NON-CONF.	6- 5	133	1- 0	162	231	145	148	28	28	
TOTALS	RPI 1-25	RPI 26-50	W-L RECORDS	RPI 51-100	RPI 150+					
18- 13	0- 1	0- 1	OVERALL	0- 4	18- 7					
9- 4	0- 0	0- 0	HOME	0- 1	9- 3					
7- 9	0- 1	0- 1	AWAY	0- 3	7- 4					
2- 0	0- 0	0- 0	NEUTRAL	0- 0	2- 0					
6- 5	0- 1	0- 1	NON-CONFERENCE	0- 1	6- 2					
3- 1	0- 0	0- 0	HOME	0- 0	3- 1					
2- 4	0- 1	0- 1	AWAY	0- 1	2- 1					
1- 0	0- 0	0- 0	NEUTRAL	0- 0	1- 0					
12- 8	0- 0	0- 0	CONFERENCE	0- 3	12- 5					
6- 3	0- 0	0- 0	HOME	0- 1	6- 2					
5- 5	0- 0	0- 0	AWAY	0- 2	5- 3					
1- 0	0- 0	0- 0	NEUTRAL	0- 0	1- 0					

RPI 1-25				RPI 26-50				RPI 51-100				RPI 101+ Team's RPI: 161			
RPI	S	Opponent	Score	RPI	S	Opponent	Score	RPI	S	Opponent	Score	RPI	S	Opponent	Score
19	A	Virginia	45 73	35	A	Villanova	49 61	71	A	St. John's (NY)	48 52	157	A	Quinnipiac	52 57
								82	A	Sacred Heart	54 64	157	H	Quinnipiac	60 48
								82	A	Sacred Heart	50 70	157	N	Quinnipiac	69 67
								82	H	Sacred Heart	65 77	160	A	UTEP	54 49
												175	H	Iona	51 53
												191	A	Princeton	41 52
												193	A	St. Francis (PA)	48 64
												215	A	Central Conn. St.	67 51
												215	H	Central Conn. St.	49 51
												220	N	Utah St.	48 44
												222	A	St. Peter's	59 47
												236	A	Robert Morris	55 61
												236	H	Robert Morris	77 69
												244	A	Mt. St. Mary's	52 49
												244	H	Mt. St. Mary's	57 50
												279	H	Rider	50 48
												282	A	Fairleigh Dickinson	60 40
												282	H	Fairleigh Dickinson	56 60
												301	H	Bryant	67 49
												306	A	Long Island	50 44
												306	H	Long Island	59 57
												308	H	Howard	46 28
												312	H	Wagner	67 56
												335	A	St. Francis (NY)	63 56
												335	H	St. Francis (NY)	71 54
LAST 12 Division I GAMES:															
				82	A	Sacred Heart	54 64	306	A	Long Island	50 44				
				157	N	Quinnipiac	69 67	244	H	Mt. St. Mary's	57 50				
				215	A	Central Conn. St.	67 51	301	H	Bryant	67 49				
				312	H	Wagner	67 56	335	H	St. Francis (NY)	71 54				
				236	H	Robert Morris	77 69	193	A	St. Francis (PA)	48 64				
				82	A	Sacred Heart	50 70	236	A	Robert Morris	55 61				

Non-Div I Games:

Monmouth

Non-Conference				Through Games Of Sunday, March 19, 1905						
Average RPI Win:	227	WON-LOST	WINNING	LAST 12	STRENGTH OF	OPP. STRENGTH	TEAM	ADJ.	CONF.	ADJ CONF.
Average RPI Loss:	39	RECORD	PCT. RANK	GAMES	SCHEDULE	OF SCHEDULE	RPI	RPI	RPI	RPI
DIV. I ONLY		27- 4	10	11- 1	180	210	47	48	25	25
DIV. I NON-CONF.		10- 3	49	0- 0	61	54	36	36	25	25

TOTALS	RPI 1-25		RPI 26-50		W-L RECORDS		RPI 51-100		RPI 150+	
27- 4	0- 1		0- 2		OVERALL		2- 1		21- 0	
16- 1	0- 0		0- 1		HOME		2- 0		11- 0	
10- 1	0- 0		0- 0		AWAY		0- 1		10- 0	
1- 2	0- 1		0- 1		NEUTRAL		0- 0		0- 0	
10- 3	0- 1		0- 2		NON-CONFERENCE		0- 0		6- 0	
6- 1	0- 0		0- 1		HOME		0- 0		3- 0	
3- 0	0- 0		0- 0		AWAY		0- 0		3- 0	
1- 2	0- 1		0- 1		NEUTRAL		0- 0		0- 0	
17- 1	0- 0		0- 0		CONFERENCE		2- 1		15- 0	
10- 0	0- 0		0- 0		HOME		2- 0		8- 0	
7- 1	0- 0		0- 0		AWAY		0- 1		7- 0	
0- 0	0- 0		0- 0		NEUTRAL		0- 0		0- 0	

RPI 1-25					
RPI	S	Opponent	Score		
2	N	Maryland	58	71	
RPI 26-50					
RPI	S	Opponent	Score		
26	N	South Dakota St.	59	64	
32	H	Gonzaga	63	69	
Team's RPI: 48					
RPI 51-100					
RPI	S	Opponent	Score		
97	A	Portland St.	62	72	
97	H	Portland St.	69	62	
97	H	Portland St.	70	60	
RPI 101+					
RPI	S	Opponent	Score		
118	N	Illinois	59	57	
126	H	Portland	68	41	
139	H	Nevada	59	51	
144	H	Wyoming	71	64	
171	A	Oregon	60	52	
183	A	Denver	68	63	
197	H	Colorado St.	68	53	
212	H	Hampton	88	47	
223	A	Montana St.	67	60	
223	H	Montana St.	95	75	
226	A	Idaho	55	36	
227	H	Boise St.	72	51	
271	A	Idaho St.	73	39	
271	H	Idaho St.	70	56	
271	H	Idaho St.	70	48	
281	A	Eastern Wash.	81	56	
281	H	Eastern Wash.	72	53	
293	A	Northern Ariz.	74	49	
293	H	Northern Ariz.	76	48	
295	A	Northern Colo.	80	65	
295	H	Northern Colo.	71	51	
296	A	Weber St.	75	51	
296	H	Weber St.	82	54	
300	A	Sacramento St.	77	67	
300	H	Sacramento St.	75	48	
LAST 12 Division I GAMES:					
97	H	Portland St.	69	62	
271	H	Idaho St.	70	56	
97	H	Portland St.	70	60	
281	H	Eastern Wash.	72	53	
295	H	Northern Colo.	71	51	
271	A	Idaho St.	73	39	
296	A	Weber St.	75	51	
293	H	Northern Ariz.	76	48	
300	H	Sacramento St.	75	48	
223	A	Montana St.	67	60	
281	A	Eastern Wash.	81	56	
97	A	Portland St.	62	72	

Non-Div I Games: Mont. St.-Northern 69 34

Montana

■ Loss, ■ Non-Conf, S Site, H Home A Away N Neutral

Average RPI Win:	246	WON-LOST	WINNING	LAST 12	STRENGTH OF	OPP. STRENGTH	TEAM	ADJ.	CONF.	ADJ CONF.
Average RPI Loss:	166	RECORD	PCT. RANK	GAMES	SCHEDULE	OF SCHEDULE	RPI	RPI	RPI	RPI
DIV. I ONLY	13- 15	189	7- 5	212	270	211	223	25	25	
DIV. I NON-CONF.	4- 6	206	0- 0	94	163	170	172	25	25	
TOTALS	RPI 1-25	RPI 26-50	W-L RECORDS	RPI 51-100	RPI 150+					
13- 15	0- 0	0- 4	OVERALL	2- 3	11- 8					
7- 4	0- 0	0- 1	HOME	1- 1	6- 2					
4- 9	0- 0	0- 3	AWAY	1- 1	3- 5					
2- 2	0- 0	0- 0	NEUTRAL	0- 1	2- 1					
4- 6	0- 0	0- 2	NON-CONFERENCE	1- 1	3- 3					
2- 1	0- 0	0- 0	HOME	1- 0	1- 1					
1- 4	0- 0	0- 2	AWAY	0- 1	1- 1					
1- 1	0- 0	0- 0	NEUTRAL	0- 0	1- 1					
9- 9	0- 0	0- 2	CONFERENCE	1- 2	8- 5					
5- 3	0- 0	0- 1	HOME	0- 1	5- 1					
3- 5	0- 0	0- 1	AWAY	1- 0	2- 4					
1- 1	0- 0	0- 0	NEUTRAL	0- 1	1- 0					

RPI 1-25				RPI 26-50				RPI 51-100				RPI 101+				Team's RPI: 223	
RPI	S	Opponent	Score	RPI	S	Opponent	Score	RPI	S	Opponent	Score	RPI	S	Opponent	Score		
				32	A	Gonzaga	47 100	60	A	Southern California	61 82	162	A	Utah Valley	94 71		
				39	A	San Diego St.	70 85	97	A	Portland St.	94 90	177	N	Troy	78 82		
				48	A	Montana	75 95	97	H	Portland St.	61 75	208	A	Washington St.	66 78		
				48	H	Montana	60 67	97	N	Portland St.	64 71	226	H	Idaho	64 52		
								98	H	Western Caro.	90 82	227	H	Boise St.	65 70		
												271	A	Idaho St.	81 72		
												271	H	Idaho St.	71 52		
												281	A	Eastern Wash.	75 90		
												281	H	Eastern Wash.	85 67		
												293	A	Northern Ariz.	61 76		
												293	H	Northern Ariz.	60 79		
												293	N	Northern Ariz.	74 64		
												295	A	Northern Colo.	82 88		
												295	H	Northern Colo.	78 69		
												296	A	Weber St.	79 56		
												296	H	Weber St.	65 62		
												300	A	Sacramento St.	86 88		
												300	H	Sacramento St.	78 63		
												317	N	Albany (NY)	75 71		
LAST 12 Division I GAMES:																	
				97	N	Portland St.	64 71	271	A	Idaho St.	81 72						
				293	N	Northern Ariz.	74 64	300	H	Sacramento St.	78 63						
				281	H	Eastern Wash.	85 67	293	H	Northern Ariz.	60 79						
				97	H	Portland St.	61 75	48	H	Montana	60 67						
				295	H	Northern Colo.	78 69	97	A	Portland St.	94 90						
				296	A	Weber St.	79 56	281	A	Eastern Wash.	75 90						

Non-Div I Games: Great Falls 100 62 North Dakota 85 78

Montana St.

Loss, Non-Conf, S Site, H Home A Away N Neutral

Average RPI Win:	251	WON-LOST	WINNING	LAST 12	STRENGTH OF	OPP. STRENGTH	TEAM	ADJ.	CONF.	ADJ CONF.
Average RPI Loss:	157	RECORD	PCT. RANK	GAMES	SCHEDULE	OF SCHEDULE	RPI	RPI	RPI	RPI
DIV. I ONLY	15- 14	152	6- 6	252	263	200	199	28	28	
DIV. I NON-CONF.	4- 6	206	0- 0	109	101	173	171	27	26	
TOTALS	RPI 1-25	RPI 26-50	W-L RECORDS	RPI 51-100	RPI 150+					
15- 14	0- 1	0- 0	OVERALL	0- 1	12- 7					
10- 3	0- 0	0- 0	HOME	0- 0	7- 2					
4- 10	0- 1	0- 0	AWAY	0- 1	4- 5					
1- 1	0- 0	0- 0	NEUTRAL	0- 0	1- 0					
4- 6	0- 1	0- 0	NON-CONFERENCE	0- 1	2- 2					
3- 0	0- 0	0- 0	HOME	0- 0	1- 0					
0- 5	0- 1	0- 0	AWAY	0- 1	0- 2					
1- 1	0- 0	0- 0	NEUTRAL	0- 0	1- 0					
11- 8	0- 0	0- 0	CONFERENCE	0- 0	10- 5					
7- 3	0- 0	0- 0	HOME	0- 0	6- 2					
4- 5	0- 0	0- 0	AWAY	0- 0	4- 3					
0- 0	0- 0	0- 0	NEUTRAL	0- 0	0- 0					

RPI 1-25			RPI 26-50			RPI 51-100			RPI 101+ Team's RPI: 199		
RPI	S	Opponent	Score	RPI	S	Opponent	Score	RPI	S	Opponent	Score
4	A	Louisville	38 66					89	A	Duquesne	57 83
									H	Texas-Arlington	70 65
									A	Eastern Ill.	52 70
									H	Eastern Ill.	55 64
									H	St. Louis	98 86
									N	Central Mich.	88 95
									A	Toledo	69 78
									A	Murray St.	71 75
									H	Murray St.	84 76
									A	Marshall	51 56
									A	Austin Peay	52 73
									H	Austin Peay	74 78
									H	Austin Peay	59 61
									H	Ohio	56 52
									A	Tennessee St.	68 72
									H	Tennessee St.	60 51
									A	Detroit	54 60
									A	Southeast Mo. St.	74 68
									H	Southeast Mo. St.	55 54
									A	Tennessee Tech	67 72
									H	Tennessee Tech	64 52
									N	New Hampshire	73 46
									A	Eastern Ky.	70 48
									H	Eastern Ky.	63 46
									A	Jacksonville St.	87 77
									H	Jacksonville St.	71 56
									A	Tenn.-Martin	72 50

LAST 12 Division I GAMES:

189	H	Austin Peay	74 78	268	A	Tennessee Tech	67 72
338	A	Tenn.-Martin	72 50	318	A	Jacksonville St.	87 77
150	A	Murray St.	71 75	189	H	Austin Peay	59 61
310	A	Eastern Ky.	70 48	205	H	Tennessee St.	60 51
240	H	Southeast Mo. St.	55 54	310	H	Eastern Ky.	63 46
122	H	Eastern Ill.	55 64	122	A	Eastern Ill.	52 70

Non-Div I Games: SIU Edwardsville 77 63 Houston Baptist 70 62

Morehead St.

Loss, Non-Conf, S Site, H Home A Away N Neutral

RPI	S	Opponent	Score
338	H	Tenn.-Martin	82 54

Morehead St.

M
o
r
e
h
e
a
d
s
t
.

M
o
r
e
h
e
a
d
s
t
.

Average RPI Win:	242	WON-LOST	WINNING	LAST 12	STRENGTH OF	OPP. STRENGTH	TEAM	ADJ.	CONF.	ADJ CONF.
Average RPI Loss:	214	RECORD	PCT. RANK	GAMES	SCHEDULE	OF SCHEDULE	RPI	RPI	RPI	RPI
DIV. I ONLY	15- 13	141	5- 7	287	320	220	225	30	30	
DIV. I NON-CONF.	6- 4	119	0- 1	204	299	149	153	31	31	
TOTALS	RPI 1-25	RPI 26-50	W-L RECORDS	RPI 51-100	RPI 150+					
15- 13	0- 0	0- 1	OVERALL	0- 0	14- 11					
8- 4	0- 0	0- 0	HOME	0- 0	7- 3					
4- 7	0- 0	0- 1	AWAY	0- 0	4- 6					
3- 2	0- 0	0- 0	NEUTRAL	0- 0	3- 2					
6- 4	0- 0	0- 1	NON-CONFERENCE	0- 0	5- 3					
2- 1	0- 0	0- 0	HOME	0- 0	1- 1					
1- 2	0- 0	0- 1	AWAY	0- 0	1- 1					
3- 1	0- 0	0- 0	NEUTRAL	0- 0	3- 1					
9- 9	0- 0	0- 0	CONFERENCE	0- 0	9- 8					
6- 3	0- 0	0- 0	HOME	0- 0	6- 2					
3- 5	0- 0	0- 0	AWAY	0- 0	3- 5					
0- 1	0- 0	0- 0	NEUTRAL	0- 0	0- 1					

RPI 1-25	RPI 26-50	RPI 51-100	RPI 101+	Team's RPI: 225
RPI S Opponent Score	RPI S Opponent Score	RPI S Opponent Score	RPI S Opponent Score	
	33 VCU 43 71		104 N.C. A&T 64 82	
			127 American 57 54	
			166 N Fairfield 57 55	
			170 N William & Mary 70 48	
			179 N La.-Monroe 57 59	
			188 Coppin St. 53 61	
			188 Coppin St. 56 53	
			205 N Tennessee St. 63 57	
			206 Md.-East. Shore 58 67	
			206 Md.-East. Shore 58 68	
			206 N Md.-East. Shore 59 70	
			207 Delaware St. 50 60	
			207 Delaware St. 56 59	
			212 Hampton 90 87	
			212 Hampton 77 55	
			233 La Salle 71 70	
			261 Florida A&M 76 64	
			261 Florida A&M 63 53	
			289 N.C. Central 63 53	
			289 N.C. Central 48 63	
			308 Howard 54 58	
			308 Howard 61 34	
			320 Bethune-Cookman 78 83	
			320 Bethune-Cookman 69 64	
			324 Winston-Salem 61 66	
			334 South Carolina St. 62 59	
LAST 12 Division I GAMES:				
206 N Md.-East. Shore 59 70	261 Florida A&M 63 53			
188 Coppin St. 53 61	334 South Carolina St. 62 59			
207 Delaware St. 56 59	324 Winston-Salem 61 66			
212 Hampton 90 87	207 Delaware St. 50 60			
308 Howard 54 58	206 Md.-East. Shore 58 67			
320 Bethune-Cookman 69 64	212 Hampton 77 55			

Non-Div I Games: Bowie St. 71 58 Fayetteville St. 81 54

Morgan St.

RPI	S	Opponent	Score
340	H	Norfolk St.	65 57

M
o
r
g
a
n
S
t
.

M
o
r
g
a
n
S
t
.

Morgan St.

Average RPI Win:	275	WON-LOST	WINNING	LAST 12	STRENGTH OF	OPP. STRENGTH	TEAM	ADJ.	CONF.	ADJ CONF.
Average RPI Loss:	174	RECORD	PCT. RANK	GAMES	SCHEDULE	OF SCHEDULE	RPI	RPI	RPI	RPI
DIV. I ONLY	14- 16	185	7- 5	288	299	243	244	26	27	
DIV. I NON-CONF.	6- 5	133	1- 1	281	303	202	204	28	28	
TOTALS	RPI 1-25	RPI 26-50	W-L RECORDS	RPI 51-100	RPI 150+					
14- 16	0- 1	0- 0	OVERALL	0- 4	14- 10					
8- 7	0- 0	0- 0	HOME	0- 2	8- 5					
6- 9	0- 1	0- 0	AWAY	0- 2	6- 5					
0- 0	0- 0	0- 0	NEUTRAL	0- 0	0- 0					
6- 5	0- 1	0- 0	NON-CONFERENCE	0- 1	6- 2					
5- 1	0- 0	0- 0	HOME	0- 1	5- 0					
1- 4	0- 1	0- 0	AWAY	0- 0	1- 2					
0- 0	0- 0	0- 0	NEUTRAL	0- 0	0- 0					
8- 11	0- 0	0- 0	CONFERENCE	0- 3	8- 8					
3- 6	0- 0	0- 0	HOME	0- 1	3- 5					
5- 5	0- 0	0- 0	AWAY	0- 2	5- 3					
0- 0	0- 0	0- 0	NEUTRAL	0- 0	0- 0					

RPI	S	Opponent	Score	RPI	S	Opponent	Score	RPI	S	Opponent	Score	RPI	S	Opponent	Score	Team's RPI: 244
19	A	Virginia	55 65					82	A	Sacred Heart	52 65	106	A	Canisius	62 77	
								82	A	Sacred Heart	59 73	157	A	Quinnipiac	70 64	
								82	H	Sacred Heart	56 71	161	A	Monmouth	50 57	
								89	H	Duquesne	59 66	161	H	Monmouth	49 52	
												166	H	Fairfield	66 59	
												193	H	St. Francis (PA)	60 68	
												215	A	Central Conn. St.	41 66	
												215	H	Central Conn. St.	47 60	
												232	A	Loyola (MD)	54 55	
												236	A	Robert Morris	57 56	
												236	H	Robert Morris	46 60	
												238	H	Lafayette	58 54	
												262	H	Radford	53 46	
												275	H	Penn	65 53	
												282	A	Fairleigh Dickinson	69 73	
												282	H	Fairleigh Dickinson	62 34	
												301	H	Bryant	71 68	
												306	A	Long Island	65 63	
												306	H	Long Island	46 47	
												312	A	Wagner	77 61	
												312	H	Wagner	55 42	
												325	A	Longwood	54 58	
												333	A	Colgate	60 39	
												335	A	St. Francis (NY)	59 50	
												335	H	St. Francis (NY)	63 45	
LAST 12 Division I GAMES:																
82	A	Sacred Heart	59 73	161	A	Monmouth	50 57									
301	H	Bryant	71 68	306	A	Long Island	65 63									
236	A	Robert Morris	57 56	282	A	Fairleigh Dickinson	69 73									
312	A	Wagner	77 61	157	A	Quinnipiac	70 64									
193	H	St. Francis (PA)	60 68	312	H	Wagner	55 42									
335	H	St. Francis (NY)	63 45	325	A	Longwood	54 58									

Non-Div I Games:

Mt. St. Mary's

Average RPI Win:	250	WON-LOST	WINNING	LAST 12	STRENGTH OF	OPP. STRENGTH	TEAM	ADJ.	CONF.	ADJ CONF.
Average RPI Loss:	165	RECORD	PCT. RANK	GAMES	SCHEDULE	OF SCHEDULE	RPI	RPI	RPI	RPI
DIV. I ONLY	19- 8	56	10- 2	303	279	149	150	28	28	
DIV. I NON-CONF.	2- 5	264	0- 0	195	105	253	251	27	26	
TOTALS	RPI 1-25	RPI 26-50	W-L RECORDS	RPI 51-100	RPI 150+					
19- 8	0- 1	0- 0	OVERALL	0- 1	17- 6					
11- 0	0- 0	0- 0	HOME	0- 0	10- 0					
8- 6	0- 0	0- 0	AWAY	0- 1	7- 5					
0- 2	0- 1	0- 0	NEUTRAL	0- 0	0- 1					
2- 5	0- 1	0- 0	NON-CONFERENCE	0- 1	2- 3					
1- 0	0- 0	0- 0	HOME	0- 0	1- 0					
1- 4	0- 0	0- 0	AWAY	0- 1	1- 3					
0- 1	0- 1	0- 0	NEUTRAL	0- 0	0- 0					
17- 3	0- 0	0- 0	CONFERENCE	0- 0	15- 3					
10- 0	0- 0	0- 0	HOME	0- 0	9- 0					
7- 2	0- 0	0- 0	AWAY	0- 0	6- 2					
0- 1	0- 0	0- 0	NEUTRAL	0- 0	0- 1					

RPI 1-25			RPI 26-50			RPI 51-100			RPI 101+ Team's RPI: 150		
RPI	S	Opponent	Score	RPI	S	Opponent	Score	RPI	S	Opponent	Score
12	N	Florida St.	50 85					122	A	Eastern Ill.	84 69
								122	H	Eastern Ill.	60 51
								152	A	Miami (OH)	69 73
								153	A	Evansville	52 57
								189	A	Austin Peay	94 76
								189	H	Austin Peay	87 77
								189	N	Austin Peay	84 90
								197	A	Colorado St.	75 70
								199	A	Morehead St.	76 84
								199	H	Morehead St.	75 71
								205	A	Tennessee St.	97 93
								205	H	Tennessee St.	82 73
								240	A	Southeast Mo. St.	51 69
								240	H	Southeast Mo. St.	80 65
								268	A	Tennessee Tech	69 47
								268	H	Tennessee Tech	91 84
								277	A	Alabama St.	59 61
								294	H	Alabama A&M	90 69
								310	A	Eastern Ky.	73 61
								310	H	Eastern Ky.	80 60
								318	A	Jacksonville St.	93 86
								318	H	Jacksonville St.	79 69
								318	H	Jacksonville St.	71 56
								338	A	Tenn.-Martin	64 62
								338	H	Tenn.-Martin	82 68
LAST 12 Division I GAMES:											
189	N	Austin Peay	84 90	240	A	Southeast Mo. St.	51 69	318	H	Jacksonville St.	79 69
318	H	Jacksonville St.	79 69	318	H	Jacksonville St.	71 56	318	H	Jacksonville St.	71 56
310	H	Eastern Ky.	80 60	268	H	Tennessee Tech	91 84	338	A	Tenn.-Martin	64 62
199	H	Morehead St.	75 71	189	A	Austin Peay	94 76	338	H	Tenn.-Martin	82 68
338	H	Tenn.-Martin	82 68	205	A	Tennessee St.	97 93				
122	A	Eastern Ill.	84 69	240	H	Southeast Mo. St.	80 65				

Non-Div I Games: Bethel (TN) 100 68 Houston Baptist 80 60 Mid-Continent 103 53

Murray St.

Loss, Non-Conf, S Site, H Home A Away N Neutral

Average RPI Win:	254	WON-LOST	WINNING	LAST 12	STRENGTH OF	OPP. STRENGTH	TEAM	ADJ.	CONF.	ADJ CONF.
Average RPI Loss:	119	RECORD	PCT. RANK	GAMES	SCHEDULE	OF SCHEDULE	RPI	RPI	RPI	RPI
DIV. I ONLY	26- 6	17	11- 1	301	289	103	104	30	30	
DIV. I NON-CONF.	8- 5	110	1- 0	241	137	140	139	31	31	
TOTALS	RPI 1-25	RPI 26-50	W-L RECORDS	RPI 51-100	RPI 150+					
26- 6	0- 1	1- 0	OVERALL	0- 3	24- 2					
10- 0	0- 0	0- 0	HOME	0- 0	10- 0					
11- 4	0- 1	1- 0	AWAY	0- 1	9- 2					
5- 2	0- 0	0- 0	NEUTRAL	0- 2	5- 0					
8- 5	0- 1	1- 0	NON-CONFERENCE	0- 3	6- 1					
2- 0	0- 0	0- 0	HOME	0- 0	2- 0					
4- 3	0- 1	1- 0	AWAY	0- 1	2- 1					
2- 2	0- 0	0- 0	NEUTRAL	0- 2	2- 0					
18- 1	0- 0	0- 0	CONFERENCE	0- 0	18- 1					
8- 0	0- 0	0- 0	HOME	0- 0	8- 0					
7- 1	0- 0	0- 0	AWAY	0- 0	7- 1					
3- 0	0- 0	0- 0	NEUTRAL	0- 0	3- 0					

RPI 1-25				RPI 26-50				RPI 51-100				RPI 101+ Team's RPI: 104			
RPI	S	Opponent	Score	RPI	S	Opponent	Score	RPI	S	Opponent	Score	RPI	S	Opponent	Score
8	A	Auburn	74 95	38	A	Charlotte	87 80	78	A	Kentucky	63 72	125	A	East Carolina	72 53
								81	N	Liberty	58 72	188	A	Coppin St.	75 57
								90	N	Mississippi	64 80	206	A	Md.-East. Shore	89 68
												206	H	Md.-East. Shore	82 46
												206	N	Md.-East. Shore	74 56
												207	A	Delaware St.	66 68
												207	H	Delaware St.	56 51
												212	A	Hampton	75 69
												212	H	Hampton	81 72
												212	N	Hampton	76 54
												225	A	Morgan St.	82 64
												238	N	Lafayette	65 63
												248	N	Buffalo	85 76
												250	A	Winthrop	60 62
												256	A	Campbell	72 54
												261	H	Florida A&M	68 44
												308	A	Howard	67 49
												308	H	Howard	84 60
												308	N	Howard	80 52
												319	H	Elon	90 60
												320	H	Bethune-Cookman	90 68
												324	A	Winston-Salem	73 40
												324	H	Winston-Salem	84 46
												334	A	South Carolina St.	90 61
												334	H	South Carolina St.	83 74
												340	A	Norfolk St.	97 65
LAST 12 Division I GAMES:															
				212	N	Hampton	76 54					334	H	South Carolina St.	83 74
				206	N	Md.-East. Shore	74 56					324	H	Winston-Salem	84 46
				308	N	Howard	80 52					207	A	Delaware St.	66 68
				340	A	Norfolk St.	97 65					206	A	Md.-East. Shore	89 68
				212	H	Hampton	81 72					320	H	Bethune-Cookman	90 68
				308	H	Howard	84 60					261	H	Florida A&M	68 44

Non-Div I Games:

N.C. A&T

■ Loss,
 ■ Non-Conf, S Site,
 ■ Home
 ■ Away
 N Neutral

RPI	S	Opponent	Score
340	H	Norfolk St.	90 59

N.C. A&T

N
.
C
.
A
&
T

N
.
C
.
A
&
T

N.C. Central

Through Games Of Sunday, March 15, 2009

Average RPI Win:	298	WON-LOST	WINNING	LAST 12	STRENGTH OF	OPP. STRENGTH	TEAM	ADJ.	CONF.	ADJ CONF.
Average RPI Loss:	172	RECORD	PCT. RANK	GAMES	SCHEDULE	OF SCHEDULE	RPI	RPI	RPI	RPI
DIV. I ONLY	10- 17	242	7- 5	322	255	286	289	31	31	
DIV. I NON-CONF.	5- 15	276	3- 3	242	169	280	283	30	30	
TOTALS	RPI 1-25	RPI 26-50	W-L RECORDS	RPI 51-100	RPI 150+					
10- 17	0- 2	0- 1	OVERALL	0- 3	10- 9					
5- 3	0- 0	0- 0	HOME	0- 0	5- 3					
4- 13	0- 2	0- 1	AWAY	0- 3	4- 5					
1- 1	0- 0	0- 0	NEUTRAL	0- 0	1- 1					
5- 15	0- 2	0- 1	NON-CONFERENCE	0- 3	5- 7					
3- 3	0- 0	0- 0	HOME	0- 0	3- 3					
2- 11	0- 2	0- 1	AWAY	0- 3	2- 3					
0- 1	0- 0	0- 0	NEUTRAL	0- 0	0- 1					
5- 2	0- 0	0- 0	CONFERENCE	0- 0	5- 2					
2- 0	0- 0	0- 0	HOME	0- 0	2- 0					
2- 2	0- 0	0- 0	AWAY	0- 0	2- 2					
1- 0	0- 0	0- 0	NEUTRAL	0- 0	1- 0					

RPI 1-25				RPI 26-50				RPI 51-100				RPI 101+ Team's RPI: 289			
RPI	S	Opponent	Score	RPI	S	Opponent	Score	RPI	S	Opponent	Score	RPI	S	Opponent	Score
3	A	Oklahoma	25 89	33	A	VCU	44 80	56	A	Georgia	31 85	125	A	East Carolina	39 98
11	A	North Carolina	45 98					61	A	Wake Forest	48 63	132	A	Virginia Tech	45 81
								98	A	West Virginia	31 70	205	H	Tennessee St.	64 60
												206	H	Md.-East. Shore	66 71
												225	A	Morgan St.	63 48
												225	H	Morgan St.	53 63
												236	A	Robert Morris	55 60
												248	N	Buffalo	54 65
												259	H	Western Mich.	67 66
												263	A	Chicago St.	47 68
												264	A	Gardner-Webb	60 73
												304	A	Air Force	47 68
												311	N	Tex.-Pan American	62 57
												320	H	Bethune-Cookman	56 62
												324	A	Winston-Salem	68 66
												325	A	Longwood	71 66
												325	H	Longwood	67 59
												331	A	Savannah St.	44 47
												331	H	Savannah St.	52 40
												334	H	South Carolina St.	72 60
												340	A	Norfolk St.	77 61
LAST 12 Division I GAMES:															
325	A	Longwood	71 66	331	H	Savannah St.	52 40	225	A	Morgan St.	63 48				
331	A	Savannah St.	44 47	340	A	Norfolk St.	77 61	325	H	Longwood	67 59				
324	A	Winston-Salem	68 66	263	A	Chicago St.	47 68	259	H	Western Mich.	67 66				
61	A	Wake Forest	48 63												
11	A	North Carolina	45 98												
236	A	Robert Morris	55 60												

Non-Div I Games:

N.C. Central

Loss, Non-Conf, S Site, H Home A Away N Neutral

Average RPI Win:	316	WON-LOST	WINNING	LAST 12	STRENGTH OF	OPP. STRENGTH	TEAM	ADJ.	CONF.	ADJ CONF.
Average RPI Loss:	217	RECORD	PCT. RANK	GAMES	SCHEDULE	OF SCHEDULE	RPI	RPI	RPI	RPI
DIV. I ONLY	8- 21	289	4- 8	337	330	326	327	31	31	
DIV. I NON-CONF.	3- 11	291	0- 0	304	251	322	322	30	30	
TOTALS	RPI 1-25	RPI 26-50	W-L RECORDS	RPI 51-100	RPI 150+					
8- 21	0- 0	0- 1	OVERALL	0- 2	8- 17					
3- 5	0- 0	0- 0	HOME	0- 1	3- 3					
4- 12	0- 0	0- 1	AWAY	0- 0	4- 11					
1- 4	0- 0	0- 0	NEUTRAL	0- 1	1- 3					
3- 11	0- 0	0- 1	NON-CONFERENCE	0- 2	3- 7					
0- 2	0- 0	0- 0	HOME	0- 1	0- 0					
3- 6	0- 0	0- 1	AWAY	0- 0	3- 5					
0- 3	0- 0	0- 0	NEUTRAL	0- 1	0- 2					
5- 10	0- 0	0- 0	CONFERENCE	0- 0	5- 10					
3- 3	0- 0	0- 0	HOME	0- 0	3- 3					
1- 6	0- 0	0- 0	AWAY	0- 0	1- 6					
1- 1	0- 0	0- 0	NEUTRAL	0- 0	1- 1					

RPI S	Opponent	Score	RPI S	Opponent	Score	RPI S	Opponent	Score	RPI S	Opponent	Score	Team's RPI: 327
40	A Boston College	50 78	86	H Lehigh	54 65	127	H American	63 70	155	N Hofstra	43 60	
			98	N West Virginia	42 76	162	A Utah Valley	66 75	162	A Utah Valley	86 94	
						162	H Utah Valley	58 70	170	N William & Mary	46 58	
						217	A Massachusetts	50 63	238	A Lafayette	49 70	
						263	A Chicago St.	60 71	263	H Chicago St.	64 66	
						265	A Fordham	45 57	266	A Yale	66 74	
						282	A Fairleigh Dickinson	79 69	301	A Bryant	62 66	
						301	H Bryant	47 48	311	A Tex.-Pan American	56 68	
						311	H Tex.-Pan American	69 54	311	N Tex.-Pan American	49 45	
						312	A Wagner	73 82	317	A Albany (NY)	58 47	
						322	A Maine	68 60	325	A Longwood	80 84	
						325	H Longwood	83 67	331	A Savannah St.	65 56	
						331	H Savannah St.	68 41	331	N Savannah St.	56 64	
LAST 12 Division I GAMES:												
311	N Tex.-Pan American	49 45	301	H Bryant	47 48	325	A Longwood	80 84	325	H Longwood	83 67	
331	N Savannah St.	56 64	325	H Longwood	83 67	331	A Savannah St.	65 56	331	H Savannah St.	68 41	
162	A Utah Valley	66 75	162	H Utah Valley	58 70	331	N Savannah St.	56 64				
162	A Utah Valley	86 94	263	H Chicago St.	64 66							
331	H Savannah St.	68 41	301	A Bryant	62 66							
311	A Tex.-Pan American	56 68	311	H Tex.-Pan American	69 54							

Non-Div I Games:

NJIT

■ Loss,
 ■ Non-Conf,
 ■ S Site,
 ■ H Home
 ■ A Away
 N Neutral

Average RPI Win:	236	WON-LOST	WINNING	LAST 12	STRENGTH OF	OPP. STRENGTH	TEAM	ADJ.	CONF.	ADJ CONF.
Average RPI Loss:	189	RECORD	PCT. RANK	GAMES	SCHEDULE	OF SCHEDULE	RPI	RPI	RPI	RPI
DIV. I ONLY	16- 15	157	7- 5	295	249	224	228	17	17	
DIV. I NON-CONF.	7- 8	178	0- 0	329	296	275	276	22	22	
TOTALS	RPI 1-25	RPI 26-50	W-L RECORDS	RPI 51-100	RPI 150+					
16- 15	0- 0	0- 0	OVERALL	0- 3	14- 11					
6- 6	0- 0	0- 0	HOME	0- 2	5- 4					
9- 7	0- 0	0- 0	AWAY	0- 1	8- 5					
1- 2	0- 0	0- 0	NEUTRAL	0- 0	1- 2					
7- 8	0- 0	0- 0	NON-CONFERENCE	0- 1	7- 6					
3- 2	0- 0	0- 0	HOME	0- 1	3- 1					
4- 5	0- 0	0- 0	AWAY	0- 0	4- 4					
0- 1	0- 0	0- 0	NEUTRAL	0- 0	0- 1					
9- 7	0- 0	0- 0	CONFERENCE	0- 2	7- 5					
3- 4	0- 0	0- 0	HOME	0- 1	2- 3					
5- 2	0- 0	0- 0	AWAY	0- 1	4- 1					
1- 1	0- 0	0- 0	NEUTRAL	0- 0	1- 1					

RPI S	Opponent	Score	RPI S	Opponent	Score	RPI S	Opponent	Score	RPI S	Opponent	Score	Team's RPI: 228
						76	H Dayton	58 64	116	A Towson	53 65	
						86	A Lehigh	48 66	127	A American	68 61	
						86	H Lehigh	63 66	127	H American	59 56	
									173	A Army	44 39	
									173	H Army	50 58	
									180	A Bucknell	50 66	
									180	H Bucknell	54 66	
									180 N	Bucknell	53 51	
									187	A Holy Cross	59 50	
									187	H Holy Cross	58 67	
									193	H St. Francis (PA)	76 66	
									203	H Ohio	48 63	
									207	H Delaware St.	55 45	
									234 N	Texas St.	58 77	
									238	A Lafayette	60 57	
									238	H Lafayette	53 48	
									238 N	Lafayette	55 62	
									243	A UMBC	77 85	
									258	A Columbia	53 54	
									262	H Radford	61 44	
									265	A Fordham	70 66	
									275	A Penn	58 61	
									279	A Rider	71 64	
									304	A Air Force	62 65	
									308	A Howard	59 49	
									324	A Winston-Salem	53 49	
LAST 12 Division I GAMES:												
			238 N	Lafayette	55 62	238	A Lafayette	60 57				
			180 N	Bucknell	53 51	86	A Lehigh	48 66				
			333	A Colgate	65 35	180	H Bucknell	54 66				
			127	H American	59 56	333	H Colgate	48 40				
			173	H Army	50 58	127	A American	68 61				
			187	H Holy Cross	58 67	173	A Army	44 39				

Non-Div I Games:

Navy

■ Loss,
 ■ Non-Conf, S Site,
 ■ Home
 ■ Away
 N Neutral

RPI	S	Opponent	Score	
333	A	Colgate	65	35
333	H	Colgate	48	40

N
a
v
y

N
a
v
y

Navy

Average RPI Win: 141		WON-LOST	WINNING	LAST 12	STRENGTH OF	OPP. STRENGTH	TEAM	ADJ.	CONF.	ADJ CONF.
Average RPI Loss: 47		RECORD	PCT. RANK	GAMES	SCHEDULE	OF SCHEDULE	RPI	RPI	RPI	RPI
DIV. I ONLY		15- 15	167	5- 7	26	41	71	69	1	1
DIV. I NON-CONF.		9- 4	80	0- 0	60	166	60	59	1	1
TOTALS		RPI 1-25	RPI 26-50	W-L RECORDS	RPI 51-100	RPI 150+				
15- 15	0- 8	2- 1	OVERALL	4- 3	5- 1					
11- 4	0- 4	2- 0	HOME	2- 0	4- 0					
3- 10	0- 4	0- 1	AWAY	2- 2	1- 1					
1- 1	0- 0	0- 0	NEUTRAL	0- 1	0- 0					
9- 4	0- 2	1- 0	NON-CONFERENCE	1- 1	5- 1					
6- 1	0- 1	1- 0	HOME	0- 0	4- 0					
2- 3	0- 1	0- 0	AWAY	1- 1	1- 1					
1- 0	0- 0	0- 0	NEUTRAL	0- 0	0- 0					
6- 11	0- 6	1- 1	CONFERENCE	3- 2	0- 0					
5- 3	0- 3	1- 0	HOME	2- 0	0- 0					
1- 7	0- 3	0- 1	AWAY	1- 1	0- 0					
0- 1	0- 0	0- 0	NEUTRAL	0- 1	0- 0					

RPI 1-25				RPI 26-50				RPI 51-100				Team's RPI: 69		RPI 101+			
RPI	S	Opponent	Score	RPI	S	Opponent	Score	RPI	S	Opponent	Score		RPI	S	Opponent	Score	
3	H	Oklahoma	56 77	29	A	Kansas St.	40 51	51	H	Texas Tech	62 56		110	A	Missouri	66 67	
6	H	Baylor	71 76	29	H	Kansas St.	52 47	54	A	Kansas	57 70		110	H	Missouri	65 52	
7	A	Texas A&M	43 86	30	H	Arizona St.	62 58	54	H	Kansas	67 58		120	N	Butler	67 54	
13	H	Ohio St.	65 69					54	N	Kansas	56 61		128	A	Colorado	73 75	
14	A	Iowa St.	38 61					65	A	Oklahoma St.	82 74		128	H	Colorado	75 64	
14	H	Iowa St.	48 62					72	A	Creighton	72 67		146	H	Cal St. Bakersfield	70 57	
18	A	Texas	60 74					79	A	New Mexico	51 62		160	A	UTEP	53 63	
20	A	LSU	50 64										183	A	Denver	76 55	
													247	H	Oral Roberts	70 51	
													286	H	Long Beach St.	76 44	
													296	H	Weber St.	96 47	
													299	H	Southern Utah	65 57	
LAST 12 Division I GAMES:																	
				54	N	Kansas	56 61	14	A	Iowa St.	38 61						
				65	A	Oklahoma St.	82 74	51	H	Texas Tech	62 56						
				128	H	Colorado	75 64	7	A	Texas A&M	43 86						
				54	A	Kansas	57 70	6	H	Baylor	71 76						
				29	H	Kansas St.	52 47	128	A	Colorado	73 75						
				110	H	Missouri	65 52	29	A	Kansas St.	40 51						

Non-Div I Games:

Nebraska

Loss, Non-Conf, S Site, H Home A Away N Neutral

Average RPI Win:	227	WON-LOST	WINNING	LAST 12	STRENGTH OF	OPP. STRENGTH	TEAM	ADJ.	CONF.	ADJ CONF.
Average RPI Loss:	133	RECORD	PCT. RANK	GAMES	SCHEDULE	OF SCHEDULE	RPI	RPI	RPI	RPI
DIV. I ONLY	18- 14	129	5- 7	134	225	138	139	24	24	
DIV. I NON-CONF.	6- 7	182	0- 0	69	83	120	117	23	23	
TOTALS	RPI 1-25	RPI 26-50	W-L RECORDS	RPI 51-100	RPI 150+					
18- 14	1- 0	0- 2	OVERALL	0- 6	16- 6					
13- 3	1- 0	0- 0	HOME	0- 2	11- 1					
5- 10	0- 0	0- 2	AWAY	0- 4	5- 4					
0- 1	0- 0	0- 0	NEUTRAL	0- 0	0- 1					
6- 7	1- 0	0- 2	NON-CONFERENCE	0- 3	4- 2					
5- 1	1- 0	0- 0	HOME	0- 1	3- 0					
1- 5	0- 0	0- 2	AWAY	0- 2	1- 1					
0- 1	0- 0	0- 0	NEUTRAL	0- 0	0- 1					
12- 7	0- 0	0- 0	CONFERENCE	0- 3	12- 4					
8- 2	0- 0	0- 0	HOME	0- 1	8- 1					
4- 5	0- 0	0- 0	AWAY	0- 2	4- 3					
0- 0	0- 0	0- 0	NEUTRAL	0- 0	0- 0					

RPI	S	Opponent	Score	RPI	S	Opponent	Score	RPI	S	Opponent	Score	RPI	S	Opponent	Score	Team's RPI: 139
4	H	Louisville	85 82	27	A	California	53 67	62	A	UCLA	47 62	102	H	UC Riverside	52 47	
				48	A	Montana	51 59	85	A	UC Santa Barbara	37 59	158	A	Louisiana Tech	59 77	
								91	A	Fresno St.	49 56	158	H	Louisiana Tech	64 57	
								91	A	Fresno St.	53 65	158	H	Louisiana Tech	91 88	
								91	H	Fresno St.	60 63	164	A	UNLV	53 66	
								93	H	BYU	63 81	172	H	UNI	71 63	
												212	N	Hampton	59 62	
												220	A	Utah St.	56 49	
												220	H	Utah St.	52 63	
												226	A	Idaho	57 39	
												226	H	Idaho	69 53	
												227	A	Boise St.	74 75	
												227	H	Boise St.	77 45	
												227	H	Boise St.	73 65	
												237	H	St. Mary's (CA)	99 91	
												281	H	Eastern Wash.	64 49	
												287	A	Hawaii	69 50	
												287	H	Hawaii	75 57	
												291	A	New Mexico St.	51 54	
												291	H	New Mexico St.	61 56	
												307	A	Santa Clara	67 53	
												337	A	San Jose St.	66 52	
												337	H	San Jose St.	61 50	
LAST 12 Division I GAMES:																
				91	A	Fresno St.	49 56	227	A	Boise St.	74 75					
				158	H	Louisiana Tech	91 88	226	H	Idaho	69 53					
				227	H	Boise St.	73 65	158	A	Louisiana Tech	59 77					
				287	H	Hawaii	75 57	291	A	New Mexico St.	51 54					
				226	A	Idaho	57 39	220	H	Utah St.	52 63					
				91	A	Fresno St.	53 65	91	H	Fresno St.	60 63					

Non-Div I Games:

Nevada

■ Loss,
■ Non-Conf, S Site,
■ Home
■ Away
N Neutral

Average RPI Win:	293	WON-LOST	WINNING	LAST 12	STRENGTH OF	OPP. STRENGTH	TEAM	ADJ.	CONF.	ADJ CONF.
Average RPI Loss:	153	RECORD	PCT. RANK	GAMES	SCHEDULE	OF SCHEDULE	RPI	RPI	RPI	RPI
DIV. I ONLY	8- 23	300	3- 9	196	248	283	283	22	22	
DIV. I NON-CONF.	2- 12	317	0- 0	110	281	279	279	18	18	
TOTALS	RPI 1-25	RPI 26-50	W-L RECORDS	RPI 51-100	RPI 150+					
8- 23	0- 2	0- 1	OVERALL	0- 4	8- 9					
5- 7	0- 0	0- 0	HOME	0- 2	5- 2					
3- 12	0- 2	0- 1	AWAY	0- 2	3- 5					
0- 4	0- 0	0- 0	NEUTRAL	0- 0	0- 2					
2- 12	0- 2	0- 1	NON-CONFERENCE	0- 0	2- 5					
1- 3	0- 0	0- 0	HOME	0- 0	1- 1					
1- 6	0- 2	0- 1	AWAY	0- 0	1- 2					
0- 3	0- 0	0- 0	NEUTRAL	0- 0	0- 2					
6- 11	0- 0	0- 0	CONFERENCE	0- 4	6- 4					
4- 4	0- 0	0- 0	HOME	0- 2	4- 1					
2- 6	0- 0	0- 0	AWAY	0- 2	2- 3					
0- 1	0- 0	0- 0	NEUTRAL	0- 0	0- 0					

RPI 1-25				RPI 26-50				RPI 51-100				RPI 101+ Team's RPI: 283			
RPI	S	Opponent	Score	RPI	S	Opponent	Score	RPI	S	Opponent	Score	RPI	S	Opponent	Score
4	A	Louisville	40 82	40	A	Boston College	43 85	67	A	Hartford	37 57	106	H	Canisius	37 64
23	A	Xavier	36 62					67	H	Hartford	32 59	115	A	Vermont	48 70
								87	A	Boston U.	62 79	115	H	Vermont	48 69
								87	H	Boston U.	53 75	115	N	Vermont	45 57
												129	H	Dartmouth	49 62
												140	A	Harvard	58 81
												148	N	Central Mich.	62 72
												195	H	Northeastern	70 62
												199	N	Morehead St.	46 73
												213	A	Binghamton	59 76
												213	H	Binghamton	53 56
												217	A	Massachusetts	51 67
												243	A	UMBC	85 95
												243	H	UMBC	73 65
												266	N	Yale	55 76
												301	H	Bryant	66 69
												306	A	Long Island	60 74
												309	A	Stony Brook	75 65
												309	H	Stony Brook	50 49
												317	A	Albany (NY)	66 62
												317	H	Albany (NY)	66 54
												322	A	Maine	49 57
												322	H	Maine	51 47
												333	A	Colgate	89 61
LAST 12 Division I GAMES:															
115	N	Vermont	45 57	87	H	Boston U.	53 75	322	A	Maine	49 57	67	A	Hartford	37 57
67	A	Hartford	37 57	243	H	UMBC	73 65	67	H	Hartford	32 59	213	H	Binghamton	53 56
213	H	Binghamton	53 56	115	H	Vermont	48 69	213	A	Binghamton	59 76	317	A	Albany (NY)	66 62
317	A	Albany (NY)	66 62	213	A	Binghamton	59 76	115	A	Vermont	48 70	309	H	Stony Brook	50 49
309	H	Stony Brook	50 49					115	A	Vermont	48 70	115	A	Vermont	48 70
115	A	Vermont	48 70												

Non-Div I Games:

New Hampshire

■ Loss,
 ■ Non-Conf,
 ■ S Site,
 ■ Home
 ■ A Away
 N Neutral

New Mexico

Through Games Of Sunday, March 15, 2009

Average RPI Win:	186	WON-LOST	WINNING	LAST 12	STRENGTH OF	OPP. STRENGTH	TEAM	ADJ.	CONF.	ADJ CONF.
Average RPI Loss:	59	RECORD	PCT. RANK	GAMES	SCHEDULE	OF SCHEDULE	RPI	RPI	RPI	RPI
DIV. I ONLY	22- 10	61	6- 6	148	79	81	79	8	8	
DIV. I NON-CONF.	11- 2	29	0- 0	137	51	42	44	8	8	
TOTALS	RPI 1-25	RPI 26-50	W-L RECORDS	RPI 51-100	RPI 150+					
22- 10	0- 2	2- 6	OVERALL	4- 0	15- 1					
16- 2	0- 0	2- 2	HOME	3- 0	10- 0					
4- 7	0- 2	0- 3	AWAY	1- 0	3- 1					
2- 1	0- 0	0- 1	NEUTRAL	0- 0	2- 0					
11- 2	0- 2	1- 0	NON-CONFERENCE	2- 0	8- 0					
10- 0	0- 0	1- 0	HOME	2- 0	7- 0					
1- 2	0- 2	0- 0	AWAY	0- 0	1- 0					
0- 0	0- 0	0- 0	NEUTRAL	0- 0	0- 0					
11- 8	0- 0	1- 6	CONFERENCE	2- 0	7- 1					
6- 2	0- 0	1- 2	HOME	1- 0	3- 0					
3- 5	0- 0	0- 3	AWAY	1- 0	2- 1					
2- 1	0- 0	0- 1	NEUTRAL	0- 0	2- 0					

RPI 1-25				RPI 26-50				RPI 51-100				RPI 101+			
RPI	S	Opponent	Score	RPI	S	Opponent	Score	RPI	S	Opponent	Score	RPI	S	Opponent	Score
7	A	Texas A&M	51 83	31	H	DePaul	68 66	51	H	Texas Tech	63 54	144	A	Wyoming	50 52
10	A	Stanford	46 84	39	A	San Diego St.	64 75	69	H	Nebraska	62 51	144	H	Wyoming	63 45
				39	H	San Diego St.	52 57	93	A	BYU	61 57	160	H	UTEP	66 43
				44	A	TCU	38 41	93	H	BYU	52 37	162	H	Utah Valley	84 70
				44	H	TCU	75 63					164	A	UNLV	51 57
				49	A	Utah	54 57					164	H	UNLV	75 49
				49	H	Utah	50 53					170	H	William & Mary	68 51
				49	N	Utah	55 56					197	A	Colorado St.	76 68
LAST 12 Division I GAMES:															
				49	N	Utah	55 56	44	A	TCU	38 41	197	H	Colorado St.	78 56
				197	N	Colorado St.	62 48	39	A	San Diego St.	64 75	197	N	Colorado St.	62 48
				304	N	Air Force	84 41	93	H	BYU	52 37	224	H	North Texas	66 63
				144	H	Wyoming	63 45	304	H	Air Force	79 33	271	H	Idaho St.	82 47
				49	A	Utah	54 57	164	A	UNLV	51 57	291	A	New Mexico St.	78 64
				197	H	Colorado St.	78 56	144	A	Wyoming	50 52	291	H	New Mexico St.	80 48
												304	A	Air Force	73 39
												304	H	Air Force	79 33
												304	N	Air Force	84 41
												329	H	Alcorn St.	94 38

Non-Div I Games:

New Mexico

■ Loss,
 ■ Non-Conf,
 ■ S Site,
 ■ Home
 ■ A Away
 N Neutral

Average RPI Win:	247	WON-LOST	WINNING	LAST 12	STRENGTH OF	OPP. STRENGTH	TEAM	ADJ.	CONF.	ADJ CONF.
Average RPI Loss:	185	RECORD	PCT. RANK	GAMES	SCHEDULE	OF SCHEDULE	RPI	RPI	RPI	RPI
DIV. I ONLY	9- 22	285	3- 9	248	287	291	291	24	24	
DIV. I NON-CONF.	4- 10	264	0- 0	248	305	276	277	23	23	
TOTALS	RPI 1-25	RPI 26-50	W-L RECORDS	RPI 51-100	RPI 150+					
9- 22	0- 0	0- 0	OVERALL	1- 4	7- 15					
8- 6	0- 0	0- 0	HOME	1- 1	6- 4					
1- 13	0- 0	0- 0	AWAY	0- 3	1- 8					
0- 3	0- 0	0- 0	NEUTRAL	0- 0	0- 3					
4- 10	0- 0	0- 0	NON-CONFERENCE	0- 3	4- 5					
4- 2	0- 0	0- 0	HOME	0- 1	4- 0					
0- 6	0- 0	0- 0	AWAY	0- 2	0- 3					
0- 2	0- 0	0- 0	NEUTRAL	0- 0	0- 2					
5- 12	0- 0	0- 0	CONFERENCE	1- 1	3- 10					
4- 4	0- 0	0- 0	HOME	1- 0	2- 4					
1- 7	0- 0	0- 0	AWAY	0- 1	1- 5					
0- 1	0- 0	0- 0	NEUTRAL	0- 0	0- 1					

RPI S	Opponent	Score	RPI S	Opponent	Score	RPI S	Opponent	Score	RPI S	Opponent	Score	Team's RPI: 291
						54	A Kansas	49 91	137	A Kent St.	82 84	
						79	A New Mexico	48 80	138	H Cal Poly	53 75	
						79	H New Mexico	64 78	139	A Nevada	56 61	
						91	A Fresno St.	52 69	139	H Nevada	54 51	
						91	H Fresno St.	80 74	158	A Louisiana Tech	51 77	
									158	H Louisiana Tech	69 78	
									158	N Louisiana Tech	68 81	
									160	A UTEP	50 54	
									160	H UTEP	77 67	
									190	N Ill.-Chicago	63 83	
									220	A Utah St.	58 72	
									220	H Utah St.	52 69	
									226	A Idaho	49 70	
									226	H Idaho	54 57	
									227	A Boise St.	48 63	
									227	H Boise St.	77 79	
									276	H A&M-Corpus Christi	74 47	
									285	H Loyola (IL)	64 56	
									286	A Long Beach St.	61 74	
									287	A Hawaii	51 54	
									287	H Hawaii	69 57	
									295	A Northern Colo.	50 59	
									306	N Long Island	52 74	
									313	H UC Irvine	78 55	
									337	A San Jose St.	64 50	
									337	H San Jose St.	68 51	
LAST 12 Division I GAMES:												
			158	N Louisiana Tech	68 81		287	H Hawaii	69 57			
			158	H Louisiana Tech	69 78		139	H Nevada	54 51			
			91	A Fresno St.	52 69		226	H Idaho	54 57			
			220	H Utah St.	52 69		227	H Boise St.	77 79			
			337	A San Jose St.	64 50		158	A Louisiana Tech	51 77			
			287	A Hawaii	51 54		226	A Idaho	49 70			

Non-Div I Games:

New Mexico St.

■ Loss,
 ■ Non-Conf, S Site,
 ■ Home
 ■ Away
 N Neutral

Average RPI Win:	238	WON-LOST	WINNING	LAST 12	STRENGTH OF	OPP. STRENGTH	TEAM	ADJ.	CONF.	ADJ CONF.
Average RPI Loss:	112	RECORD	PCT. RANK	GAMES	SCHEDULE	OF SCHEDULE	RPI	RPI	RPI	RPI
DIV. I ONLY	14- 17	195	5- 7	152	163	188	185	13	13	
DIV. I NON-CONF.	5- 6	187	0- 0	168	238	182	181	13	13	
TOTALS	RPI 1-25	RPI 26-50	W-L RECORDS	RPI 51-100	RPI 150+					
14- 17	0- 3	0- 0	OVERALL	0- 6	13- 6					
8- 6	0- 2	0- 0	HOME	0- 1	7- 2					
5- 10	0- 0	0- 0	AWAY	0- 5	5- 4					
1- 1	0- 1	0- 0	NEUTRAL	0- 0	1- 0					
5- 6	0- 1	0- 0	NON-CONFERENCE	0- 3	4- 1					
3- 2	0- 1	0- 0	HOME	0- 0	2- 0					
1- 4	0- 0	0- 0	AWAY	0- 3	1- 1					
1- 0	0- 0	0- 0	NEUTRAL	0- 0	1- 0					
9- 11	0- 2	0- 0	CONFERENCE	0- 3	9- 5					
5- 4	0- 1	0- 0	HOME	0- 1	5- 2					
4- 6	0- 0	0- 0	AWAY	0- 2	4- 3					
0- 1	0- 1	0- 0	NEUTRAL	0- 0	0- 0					

RPI 1-25				RPI 26-50				RPI 51-100				RPI 101+ Team's RPI: 185			
RPI	S	Opponent	Score	RPI	S	Opponent	Score	RPI	S	Opponent	Score	RPI	S	Opponent	Score
20	H	LSU	48 67					54	A	Kansas	42 64	119	A	South Ala.	60 68
22	H	Middle Tenn.	53 87					65	A	Oklahoma St.	54 84	131	H	Indiana St.	42 31
22	N	Middle Tenn.	47 82					73	A	UALR	42 52	137	H	Kent St.	69 73
								73	H	UALR	45 61	158	A	Arkansas St.	61 63
								95	A	Western Ky.	65 75	158	H	Arkansas St.	41 47
								100	A	Samford	46 58	177	A	Troy	64 59
												179	A	La.-Monroe	61 64
												179	H	La.-Monroe	57 43
												183	A	Denver	52 60
												183	H	Denver	63 46
												194	A	Fla. Atlantic	67 61
												194	H	Fla. Atlantic	65 55
												216	H	Southeastern La.	61 47
												218	A	Stephen F. Austin	63 66
												224	A	North Texas	84 70
												224	H	North Texas	52 62
												245	H	FIU	59 40
												272	H	McNeese St.	70 65
												323	N	Jackson St.	71 52
												328	A	La.-Lafayette	74 62
												328	H	La.-Lafayette	56 46
												336	A	Nicholls St.	84 55
LAST 12 Division I GAMES:															
		22	N	Middle Tenn.	47	82				224	H	North Texas	52	62	
		194	A	Fla. Atlantic	67	61				179	H	La.-Monroe	57	43	
		73	A	UALR	42	52				194	H	Fla. Atlantic	65	55	
		328	A	La.-Lafayette	74	62				119	A	South Ala.	60	68	
		158	H	Arkansas St.	41	47				245	H	FIU	59	40	
		183	A	Denver	52	60				22	H	Middle Tenn.	53	87	

Non-Div I Games:

New Orleans

■ Loss,
■ Non-Conf,
■ S Site,
■ H Home
■ A Away
N Neutral

Average RPI Win: 275		WON-LOST	WINNING	LAST 12	STRENGTH OF		OPP. STRENGTH	TEAM	ADJ.	CONF.	ADJ CONF.
Average RPI Loss: 154		RECORD	PCT. RANK	GAMES	SCHEDULE		OF SCHEDULE	RPI	RPI	RPI	RPI
DIV. I ONLY		3- 28	334	2- 10	130		177	306	305	16	16
DIV. I NON-CONF.		1- 10	329	0- 0	84		90	271	270	16	16
TOTALS		RPI 1-25	RPI 26-50		W-L RECORDS		RPI 51-100		RPI 150+		
3- 28	0- 1	0- 3		OVERALL		0- 4		3- 16			
1- 11	0- 0	0- 1		HOME		0- 2		1- 7			
1- 15	0- 1	0- 2		AWAY		0- 2		1- 8			
1- 2	0- 0	0- 0		NEUTRAL		0- 0		1- 1			
1- 10	0- 1	0- 1		NON-CONFERENCE		0- 4		1- 3			
0- 3	0- 0	0- 0		HOME		0- 2		0- 1			
1- 6	0- 1	0- 1		AWAY		0- 2		1- 1			
0- 1	0- 0	0- 0		NEUTRAL		0- 0		0- 1			
2- 18	0- 0	0- 2		CONFERENCE		0- 0		2- 13			
1- 8	0- 0	0- 1		HOME		0- 0		1- 6			
0- 9	0- 0	0- 1		AWAY		0- 0		0- 7			
1- 1	0- 0	0- 0		NEUTRAL		0- 0		1- 0			

[illegible]

Non-Div I Games:

Niagara

Loss, Non-Conf, S Site, H Home A Away N Neutral

Average RPI Win:	288	WON-LOST	WINNING	LAST 12	STRENGTH OF	OPP. STRENGTH	TEAM	ADJ.	CONF.	ADJ CONF.
Average RPI Loss:	210	RECORD	PCT. RANK	GAMES	SCHEDULE	OF SCHEDULE	RPI	RPI	RPI	RPI
DIV. I ONLY	2- 25	335	2- 10	296	311	336	336	21	21	
DIV. I NON-CONF.	1- 12	337	1- 0	322	315	337	337	26	27	
TOTALS	RPI 1-25	RPI 26-50	W-L RECORDS	RPI 51-100	RPI 150+					
2- 25	0- 0	0- 1	OVERALL	0- 1	2- 18					
2- 10	0- 0	0- 0	HOME	0- 0	2- 9					
0- 15	0- 0	0- 1	AWAY	0- 1	0- 9					
0- 0	0- 0	0- 0	NEUTRAL	0- 0	0- 0					
1- 12	0- 0	0- 1	NON-CONFERENCE	0- 1	1- 7					
1- 4	0- 0	0- 0	HOME	0- 0	1- 3					
0- 8	0- 0	0- 1	AWAY	0- 1	0- 4					
0- 0	0- 0	0- 0	NEUTRAL	0- 0	0- 0					
1- 13	0- 0	0- 0	CONFERENCE	0- 0	1- 11					
1- 6	0- 0	0- 0	HOME	0- 0	1- 6					
0- 7	0- 0	0- 0	AWAY	0- 0	0- 5					
0- 0	0- 0	0- 0	NEUTRAL	0- 0	0- 0					

RPI	S	Opponent	Score	RPI	S	Opponent	Score	RPI	S	Opponent	Score	RPI	S	Opponent	Score	Team's RPI: 336
41	A	Mississippi St.	25 97	90	A	Mississippi	32 83	101	A	UTSA	33 86	112	A	Texas-Arlington	58 91	
								119	A	South Ala.	30 83	124	H	Tulane	66 108	
								135	A	Southern Miss.	41 101	158	A	Louisiana Tech	33 90	
								163	H	Lamar	55 67	185	H	New Orleans	55 84	
								216	A	Southeastern La.	46 84	216	H	Southeastern La.	46 85	
								218	A	Stephen F. Austin	55 60	218	H	Stephen F. Austin	56 92	
								231	A	Northwestern St.	58 73	231	H	Northwestern St.	68 81	
								234	H	Texas St.	58 70	246	H	Sam Houston St.	76 74	
								272	A	McNeese St.	55 70	272	H	McNeese St.	66 87	
								276	A	A&M-Corpus Christi	57 84	323	A	Jackson St.	44 82	
								328	H	La.-Lafayette	57 71	329	H	Alcorn St.	56 66	
								330	A	Central Ark.	64 76	330	H	Central Ark.	71 64	
								332	A	Centenary (LA)	63 74					
LAST 12 Division I GAMES:																
163	H	Lamar	55 67	246	H	Sam Houston St.	76 74	276	A	A&M-Corpus Christi	57 84	218	A	Stephen F. Austin	55 60	
112	A	Texas-Arlington	58 91	272	H	McNeese St.	66 87	216	H	Southeastern La.	46 85	231	H	Northwestern St.	68 81	
272	A	McNeese St.	55 70	231	A	Northwestern St.	68 81									
330	H	Central Ark.	71 64													
234	H	Texas St.	58 70													
216	A	Southeastern La.	46 84													

Non-Div I Games:

Nicholls St.

■ Loss,
 ■ Non-Conf,
 ■ S Site,
 ■ Home
 ■ A Away
 N Neutral

Average RPI Win:	334	WON-LOST	WINNING	LAST 12	STRENGTH OF	OPP. STRENGTH	TEAM	ADJ.	CONF.	ADJ CONF.
Average RPI Loss:	222	RECORD	PCT. RANK	GAMES	SCHEDULE	OF SCHEDULE	RPI	RPI	RPI	RPI
DIV. I ONLY	1- 27	340	1- 11	330	307	340	340	30	30	
DIV. I NON-CONF.	0- 11	340	0- 1	336	243	340	340	31	31	
TOTALS	RPI 1-25	RPI 26-50	W-L RECORDS	RPI 51-100	RPI 150+					
1- 27	0- 0	0- 1	OVERALL	0- 1	1- 21					
1- 9	0- 0	0- 0	HOME	0- 0	1- 8					
0- 16	0- 0	0- 1	AWAY	0- 1	0- 11					
0- 2	0- 0	0- 0	NEUTRAL	0- 0	0- 2					
0- 11	0- 0	0- 1	NON-CONFERENCE	0- 1	0- 7					
0- 2	0- 0	0- 0	HOME	0- 0	0- 2					
0- 8	0- 0	0- 1	AWAY	0- 1	0- 4					
0- 1	0- 0	0- 0	NEUTRAL	0- 0	0- 1					
1- 16	0- 0	0- 0	CONFERENCE	0- 0	1- 14					
1- 7	0- 0	0- 0	HOME	0- 0	1- 6					
0- 8	0- 0	0- 0	AWAY	0- 0	0- 7					
0- 1	0- 0	0- 0	NEUTRAL	0- 0	0- 1					

RPI S	Opponent	Score	RPI S	Opponent	Score	RPI S	Opponent	Score	RPI S	Opponent	Score	Team's RPI: 340
49	A Utah	40 79	88	A Old Dominion	54 97	104	A N.C. A&T	59 90	104	H N.C. A&T	65 97	
						107	A Seton Hall	43 95	130	A Miami (FL)	42 91	
						170	A William & Mary	38 98	188	A Coppin St.	42 77	
						206	A Md.-East. Shore	64 95	206	H Md.-East. Shore	76 88	
						207	A Delaware St.	47 79	207	H Delaware St.	64 70	
						212	A Hampton	57 87	212	H Hampton	48 73	
						212	N Hampton	49 68	225	A Morgan St.	57 65	
						261	H Florida A&M	52 78	265	A Fordham	44 71	
						288	A Stetson	70 84	289	H N.C. Central	61 77	
						308	A Howard	45 71	308	H Howard	54 72	
						320	H Bethune-Cookman	65 80	324	A Winston-Salem	67 69	
						324	H Winston-Salem	57 78	333	N Colgate	54 78	
						334	A South Carolina St.	62 81	334	H South Carolina St.	75 52	
LAST 12 Division I GAMES:												
212	N Hampton	49 68	206	A Md.-East. Shore	64 95	207	A Delaware St.	47 79	261	H Florida A&M	52 78	
104	H N.C. A&T	65 97	320	H Bethune-Cookman	65 80	308	A Howard	45 71	334	A South Carolina St.	62 81	
308	H Howard	54 72	212	A Hampton	57 87							
212	H Hampton	48 73										
324	H Winston-Salem	57 78										
334	H South Carolina St.	75 52										

Non-Div I Games:

Norfolk St.

■ Loss,
 ■ Non-Conf,
 ■ S Site,
 ■ Home
 ■ A Away
 N Neutral

Average RPI Win:	123	WON-LOST	WINNING	LAST 12	STRENGTH OF	OPP. STRENGTH	TEAM	ADJ.	CONF.	ADJ CONF.
Average RPI Loss:	10	RECORD	PCT. RANK	GAMES	SCHEDULE	OF SCHEDULE	RPI	RPI	RPI	RPI
DIV. I ONLY	26- 6	17	8- 3	13	30	11	11	2	2	
DIV. I NON-CONF.	15- 1	4	1- 0	35	61	9	9	3	3	
TOTALS	RPI 1-25	RPI 26-50	W-L RECORDS	RPI 51-100	RPI 150+					
26- 6	5- 5	3- 1	OVERALL	3- 0	8- 0					
17- 1	3- 1	2- 0	HOME	2- 0	7- 0					
5- 4	2- 3	1- 1	AWAY	0- 0	0- 0					
4- 1	0- 1	0- 0	NEUTRAL	1- 0	1- 0					
15- 1	3- 1	1- 0	NON-CONFERENCE	2- 0	8- 0					
10- 1	1- 1	1- 0	HOME	1- 0	7- 0					
2- 0	2- 0	0- 0	AWAY	0- 0	0- 0					
3- 0	0- 0	0- 0	NEUTRAL	1- 0	1- 0					
11- 5	2- 4	2- 1	CONFERENCE	1- 0	0- 0					
7- 0	2- 0	1- 0	HOME	1- 0	0- 0					
3- 4	0- 3	1- 1	AWAY	0- 0	0- 0					
1- 1	0- 1	0- 0	NEUTRAL	0- 0	0- 0					

RPI	S	Opponent	Score
1	H	Connecticut	58 88
2	A	Maryland	71 77
2	N	Maryland	84 95
3	A	Oklahoma	80 79
5	A	Duke	79 81
5	H	Duke	75 60
12	A	Florida St.	70 77
13	A	Ohio St.	72 63
19	H	Virginia	103 74
23	H	Xavier	73 67

RPI	S	Opponent	Score
33	H	VCU	77 65
36	A	Georgia Tech	62 66
36	H	Georgia Tech	73 50
40	A	Boston College	92 68

RPI	S	Opponent	Score
61	H	Wake Forest	77 66
70	N	Oregon St.	82 78
98	H	Western Caro.	90 56

RPI	S	Opponent	Score
103	A	North Carolina St.	74 57
103	H	North Carolina St.	75 66
109	A	Clemson	83 74
109	N	Clemson	74 55
118	N	Illinois	68 59
130	H	Miami (FL)	90 76
132	H	Virginia Tech	93 77
165	H	Kennesaw St.	102 68
189	H	Austin Peay	93 61
239	N	Pacific	98 62
253	H	Coastal Caro.	95 44
259	H	Western Mich.	102 55
278	H	Ark.-Pine Bluff	105 49
289	H	N.C. Central	98 45
321	H	Wofford	96 42

LAST 12 Division I GAMES:

2	N	Maryland	84 95	36	H	Georgia Tech	73 50
109	N	Clemson	74 55	12	A	Florida St.	70 77
5	A	Duke	79 81	5	H	Duke	75 60
130	H	Miami (FL)	90 76	132	H	Virginia Tech	93 77
103	A	North Carolina St.	74 57	289	H	N.C. Central	98 45
40	A	Boston College	92 68	61	H	Wake Forest	77 66

Non-Div I Games: South Dakota 75 69

North Carolina

■ Loss,
 ■ Non-Conf, S Site,
 ■ Home
 ■ Away
 N Neutral

Average RPI Win:	140	WON-LOST	WINNING	LAST 12	STRENGTH OF	OPP. STRENGTH	TEAM	ADJ.	CONF.	ADJ CONF.
Average RPI Loss:	74	RECORD	PCT. RANK	GAMES	SCHEDULE	OF SCHEDULE	RPI	RPI	RPI	RPI
DIV. I ONLY	13- 17	206	5- 7	41	40	106	103	2	2	
DIV. I NON-CONF.	8- 7	147	0- 0	201	66	155	155	3	3	
TOTALS	RPI 1-25	RPI 26-50	W-L RECORDS	RPI 51-100	RPI 150+					
13- 17	1- 7	1- 3	OVERALL	4- 1	4- 2					
9- 6	1- 4	1- 1	HOME	3- 0	3- 0					
3- 8	0- 2	0- 2	AWAY	1- 0	1- 1					
1- 3	0- 1	0- 0	NEUTRAL	0- 1	0- 1					
8- 7	0- 2	1- 0	NON-CONFERENCE	2- 0	4- 2					
6- 2	0- 1	1- 0	HOME	2- 0	3- 0					
1- 3	0- 0	0- 0	AWAY	0- 0	1- 1					
1- 2	0- 1	0- 0	NEUTRAL	0- 0	0- 1					
5- 10	1- 5	0- 3	CONFERENCE	2- 1	0- 0					
3- 4	1- 3	0- 1	HOME	1- 0	0- 0					
2- 5	0- 2	0- 2	AWAY	1- 0	0- 0					
0- 1	0- 0	0- 0	NEUTRAL	0- 1	0- 0					

RPI 1-25				RPI 26-50				RPI 51-100				RPI 101+ Team's RPI: 103			
RPI	S	Opponent	Score	RPI	S	Opponent	Score	RPI	S	Opponent	Score	RPI	S	Opponent	Score
2	A	Maryland	66 87	36	A	Georgia Tech	54 67	61	A	Wake Forest	65 63	107	A	Seton Hall	65 71
5	H	Duke	58 61	38	H	Charlotte	62 55	61	H	Wake Forest	59 51	109	H	Clemson	69 43
8	N	Auburn	51 66	40	A	Boston College	52 58	61	N	Wake Forest	54 59	113	H	South Carolina	55 56
11	A	North Carolina	66 75	40	H	Boston College	51 62	77	H	Georgetown	61 58	127	N	American	73 63
11	H	North Carolina	57 74					90	H	Mississippi	46 42	130	A	Miami (FL)	60 72
12	H	Florida St.	59 64									132	A	Virginia Tech	57 46
19	H	Virginia	60 54									142	A	Michigan	52 63
21	H	Florida	61 66									211	H	Milwaukee	77 42
												245	A	FIU	42 58
												258	A	Columbia	78 58
												266	N	Yale	61 65
												318	H	Jacksonville St.	76 38
												319	H	Elon	65 41
LAST 12 Division I GAMES:															
				61	N	Wake Forest	54 59	61	H	Wake Forest	59 51				
				40	A	Boston College	52 58	36	A	Georgia Tech	54 67				
				109	H	Clemson	69 43	2	A	Maryland	66 87				
				11	H	North Carolina	57 74	132	A	Virginia Tech	57 46				
				61	A	Wake Forest	65 63	40	H	Boston College	51 62				
				19	H	Virginia	60 54	130	A	Miami (FL)	60 72				

Non-Div I Games:

North Carolina St.

■ Loss,
 ■ Non-Conf,
 ■ S Site,
 ■ H Home
 ■ A Away
 N Neutral

Average RPI Win:	266	WON-LOST	WINNING	LAST 12	STRENGTH OF	OPP. STRENGTH	TEAM	ADJ.	CONF.	ADJ CONF.
Average RPI Loss:	109	RECORD	PCT. RANK	GAMES	SCHEDULE	OF SCHEDULE	RPI	RPI	RPI	RPI
DIV. I ONLY	15- 13	141	8- 4	202	211	178	176	20	20	
DIV. I NON-CONF.	2- 6	276	1- 0	126	78	240	236	21	21	
TOTALS	RPI 1-25	RPI 26-50	W-L RECORDS	RPI 51-100	RPI 150+					
15- 13	0- 0	0- 2	OVERALL	0- 6	15- 4					
8- 4	0- 0	0- 1	HOME	0- 2	8- 1					
5- 6	0- 0	0- 1	AWAY	0- 2	5- 3					
2- 3	0- 0	0- 0	NEUTRAL	0- 2	2- 0					
2- 6	0- 0	0- 0	NON-CONFERENCE	0- 3	2- 2					
1- 2	0- 0	0- 0	HOME	0- 1	1- 1					
0- 2	0- 0	0- 0	AWAY	0- 1	0- 1					
1- 2	0- 0	0- 0	NEUTRAL	0- 1	1- 0					
13- 7	0- 0	0- 2	CONFERENCE	0- 3	13- 2					
7- 2	0- 0	0- 1	HOME	0- 1	7- 0					
5- 4	0- 0	0- 1	AWAY	0- 1	5- 2					
1- 1	0- 0	0- 0	NEUTRAL	0- 1	1- 0					

RPI 1-25				RPI 26-50				RPI 51-100				RPI 101+				Team's RPI: 176	
RPI	S	Opponent	Score	RPI	S	Opponent	Score	RPI	S	Opponent	Score	RPI	S	Opponent	Score		
				26	A	South Dakota St.	48 64	52	A	Minnesota	56 68	144	N	Wyoming	51 68		
				26	H	South Dakota St.	36 70	66	A	Oakland	47 61	162	H	Utah Valley	90 75		
								66	H	Oakland	54 75	172	H	UNI	73 77		
								66	N	Oakland	48 67	183	A	Denver	49 56		
								72	H	Creighton	40 51	198	A	IUPUI	41 63		
								77	N	Georgetown	41 60	198	H	IUPUI	61 41		
												247	A	Oral Roberts	64 55		
												247	H	Oral Roberts	76 57		
												249	A	IPFW	63 59		
												249	H	IPFW	72 65		
												270	A	UMKC	62 68		
												270	H	UMKC	89 70		
												271	N	Idaho St.	68 55		
												280	A	Western Ill.	55 45		
												280	H	Western Ill.	52 46		
												280	N	Western Ill.	46 43		
												299	A	Southern Utah	75 67		
												299	H	Southern Utah	68 57		
												332	A	Centenary (LA)	56 52		
												332	H	Centenary (LA)	87 40		
LAST 12 Division I GAMES:																	
				66	N	Oakland	48 67	270	H	UMKC	89 70						
				280	N	Western Ill.	46 43	299	H	Southern Utah	68 57						
				332	A	Centenary (LA)	56 52	280	A	Western Ill.	55 45						
				247	A	Oral Roberts	64 55	198	A	IUPUI	41 63						
				162	H	Utah Valley	90 75	66	H	Oakland	54 75						
				26	H	South Dakota St.	36 70	249	H	IPFW	72 65						

Non-Div I Games: Valley City St. 78 49

North Dakota St.

■ Loss,
■ Non-Conf, S Site,
■ Home
■ Away
N Neutral

North Fla.

Average RPI Win:	243	WON-LOST	WINNING	LAST 12	STRENGTH OF	OPP. STRENGTH	TEAM	ADJ.	CONF.	ADJ CONF.
Average RPI Loss:	169	RECORD	PCT. RANK	GAMES	SCHEDULE	OF SCHEDULE	RPI	RPI	RPI	RPI
DIV. I ONLY	8- 21	289	6- 6	160	244	267	267	31	31	
DIV. I NON-CONF.	7- 15	250	5- 3	205	286	256	259	30	30	
TOTALS	RPI 1-25	RPI 26-50	W-L RECORDS	RPI 51-100	RPI 150+					
8- 21	0- 1	0- 1	OVERALL	1- 4	7- 12					
6- 8	0- 1	0- 0	HOME	1- 1	5- 5					
2- 12	0- 0	0- 1	AWAY	0- 3	2- 7					
0- 1	0- 0	0- 0	NEUTRAL	0- 0	0- 0					
7- 15	0- 1	0- 1	NON-CONFERENCE	1- 2	6- 8					
5- 5	0- 1	0- 0	HOME	1- 0	4- 3					
2- 9	0- 0	0- 1	AWAY	0- 2	2- 5					
0- 1	0- 0	0- 0	NEUTRAL	0- 0	0- 0					
1- 6	0- 0	0- 0	CONFERENCE	0- 2	1- 4					
1- 3	0- 0	0- 0	HOME	0- 1	1- 2					
0- 3	0- 0	0- 0	AWAY	0- 1	0- 2					
0- 0	0- 0	0- 0	NEUTRAL	0- 0	0- 0					

RPI 1-25				RPI 26-50				RPI 51-100				RPI 101+ Team's RPI: 267			
RPI	S	Opponent	Score	RPI	S	Opponent	Score	RPI	S	Opponent	Score	RPI	S	Opponent	Score
12	H	Florida St.	49 60	45	A	South Fla.	44 90	64	A	Fla. Gulf Coast	46 63	141	A	Jacksonville	56 64
								64	H	Fla. Gulf Coast	48 57	141	H	Jacksonville	42 61
								82	A	East Tenn. St.	42 56	145	N	Valparaiso	49 58
								82	H	East Tenn. St.	80 73	165	A	Kennesaw St.	46 50
								86	A	Lehigh	47 67	165	H	Kennesaw St.	50 60
												169	A	Mercer	61 65
												169	H	Mercer	44 70
												178	A	Belmont	64 57
												178	H	Belmont	34 60
												216	A	Southeastern La.	46 66
												242	A	S.C. Upstate	50 69
												242	H	S.C. Upstate	74 64
												256	A	Campbell	38 61
												256	H	Campbell	61 51
												276	H	A&M-Corpus Christi	47 58
												288	A	Stetson	62 52
												288	H	Stetson	60 56
												292	A	Lipscomb	54 56
												292	H	Lipscomb	52 51
												320	A	Bethune-Cookman	56 68
												321	H	Wofford	71 60
												325	H	Longwood	38 46
LAST 12 Division I GAMES:															
292	A	Lipscomb	54 56	165	A	Kennesaw St.	46 50								
178	A	Belmont	64 57	169	A	Mercer	61 65								
288	H	Stetson	60 56	82	H	East Tenn. St.	80 73								
64	H	Fla. Gulf Coast	48 57	242	H	S.C. Upstate	74 64								
141	A	Jacksonville	56 64	64	A	Fla. Gulf Coast	46 63								
256	H	Campbell	61 51	288	A	Stetson	62 52								

N
o
r
t
h
F
l
a
.

N
o
r
t
h
F
l
a
.

Non-Div I Games:

North Fla.

Loss, Non-Conf, S Site, H Home A Away N Neutral

North Texas

Through Games Of Sunday, March 15, 2009

Average RPI Win:	218	WON-LOST	WINNING	LAST 12	STRENGTH OF	OPP. STRENGTH	TEAM	ADJ.	CONF.	ADJ CONF.
Average RPI Loss:	134	RECORD	PCT. RANK	GAMES	SCHEDULE	OF SCHEDULE	RPI	RPI	RPI	RPI
DIV. I ONLY	11- 20	251	4- 8	127	168	226	224	13	13	
DIV. I NON-CONF.	4- 7	222	0- 0	144	219	214	209	13	13	
TOTALS	RPI 1-25	RPI 26-50	W-L RECORDS	RPI 51-100	RPI 150+					
11- 20	0- 2	0- 0	OVERALL	0- 6	9- 10					
4- 7	0- 1	0- 0	HOME	0- 1	3- 4					
7- 11	0- 1	0- 0	AWAY	0- 5	6- 4					
0- 2	0- 0	0- 0	NEUTRAL	0- 0	0- 2					
4- 7	0- 0	0- 0	NON-CONFERENCE	0- 3	2- 3					
1- 1	0- 0	0- 0	HOME	0- 0	0- 0					
3- 5	0- 0	0- 0	AWAY	0- 3	2- 2					
0- 1	0- 0	0- 0	NEUTRAL	0- 0	0- 1					
7- 13	0- 2	0- 0	CONFERENCE	0- 3	7- 7					
3- 6	0- 1	0- 0	HOME	0- 1	3- 4					
4- 6	0- 1	0- 0	AWAY	0- 2	4- 2					
0- 1	0- 0	0- 0	NEUTRAL	0- 0	0- 1					

RPI	S	Opponent	Score	RPI	S	Opponent	Score	RPI	S	Opponent	Score	RPI	S	Opponent	Score	Team's RPI: 224
22	A	Middle Tenn.	58 113					65	A	Oklahoma St.	54 80	101	A	UTSA	65 61	
22	H	Middle Tenn.	52 72					73	A	UALR	61 70	111	H	Houston	66 80	
								73	H	UALR	52 57	119	A	South Ala.	74 77	
								79	A	New Mexico	63 66	145	H	Valparaiso	71 67	
								84	A	SMU	57 74	154	A	Marshall	69 78	
								95	A	Western Ky.	66 80	158	A	Arkansas St.	67 76	
												158	A	Arkansas St.	80 74	
												158	H	Arkansas St.	63 73	
												177	H	Troy	78 80	
												179	H	La.-Monroe	78 70	
												183	A	Denver	48 61	
												183	H	Denver	76 69	
												183	N	Denver	63 67	
												185	A	New Orleans	62 52	
												185	H	New Orleans	70 84	
												194	H	Fla. Atlantic	69 70	
												245	A	FIU	58 43	
												246	A	Sam Houston St.	72 79	
												270	A	UMKC	80 74	
												276	A	A&M-Corpus Christi	61 53	
												303	N	Charleston So.	95 97	
												328	A	La.-Lafayette	57 56	
												328	H	La.-Lafayette	75 63	
LAST 12 Division I GAMES:																
183	N	Denver	63 67	22	A	Middle Tenn.	58 113	185	A	New Orleans	62 52	328	H	La.-Lafayette	75 63	
158	A	Arkansas St.	80 74	119	A	South Ala.	74 77	95	A	Western Ky.	66 80	177	H	Troy	78 80	
183	A	Denver	48 61	73	H	UALR	52 57									
158	A	Arkansas St.	67 76													
73	H	UALR	52 57													
179	H	La.-Monroe	78 70													

Non-Div I Games:

North Texas

Loss, Non-Conf, S Site, H Home A Away N Neutral

Northeastern

Through Games Of Sunday, March 15, 2009

Average RPI Win:	212	WON-LOST	WINNING	LAST 12	STRENGTH OF	OPP. STRENGTH	TEAM	ADJ.	CONF.	ADJ CONF.
Average RPI Loss:	119	RECORD	PCT. RANK	GAMES	SCHEDULE	OF SCHEDULE	RPI	RPI	RPI	RPI
DIV. I ONLY	12- 19	229	5- 7	124	118	194	195	9	9	
DIV. I NON-CONF.	3- 8	268	0- 0	171	184	255	256	10	10	
TOTALS	RPI 1-25	RPI 26-50	W-L RECORDS	RPI 51-100	RPI 150+					
12- 19	0- 0	0- 2	OVERALL	0- 9	12- 6					
6- 8	0- 0	0- 1	HOME	0- 3	6- 2					
5- 11	0- 0	0- 1	AWAY	0- 6	5- 4					
1- 0	0- 0	0- 0	NEUTRAL	0- 0	1- 0					
3- 8	0- 0	0- 1	NON-CONFERENCE	0- 3	3- 3					
1- 4	0- 0	0- 1	HOME	0- 1	1- 1					
2- 4	0- 0	0- 0	AWAY	0- 2	2- 2					
0- 0	0- 0	0- 0	NEUTRAL	0- 0	0- 0					
9- 11	0- 0	0- 1	CONFERENCE	0- 6	9- 3					
5- 4	0- 0	0- 0	HOME	0- 2	5- 1					
3- 7	0- 0	0- 1	AWAY	0- 4	3- 2					
1- 0	0- 0	0- 0	NEUTRAL	0- 0	1- 0					

RPI S	Opponent	Score	RPI S	Opponent	Score	RPI S	Opponent	Score	RPI S	Opponent	Score	Team's RPI: 195
33	A VCU	39 68	34	H Marist	65 93	57	A James Madison	66 74	116	H Towson	58 62	
						57	A James Madison	49 51	140	H Harvard	72 78	
						63	A Drexel	51 61	155	A Hofstra	57 52	
						63	H Drexel	53 58	155	H Hofstra	55 51	
						71	A St. John's (NY)	52 70	168	H UNC Wilmington	54 50	
						87	H Boston U.	68 71	170	A William & Mary	68 58	
						88	A Old Dominion	54 70	170	H William & Mary	59 55	
						88	H Old Dominion	56 66	174	A Delaware	53 64	
						98	A West Virginia	42 79	174	H Delaware	58 65	
									187	H Holy Cross	66 47	
									207	H Delaware St.	38 61	
									210	A Georgia St.	51 71	
									210	H Georgia St.	68 66	
									210 N	Georgia St.	68 45	
									217	A Massachusetts	51 80	
									219	A Rhode Island	56 53	
									283	A New Hampshire	62 70	
									298	A George Mason	59 43	
									298	H George Mason	57 47	
									309	A Stony Brook	62 51	
LAST 12 Division I GAMES:												
57	A James Madison	49 51	170	A William & Mary	68 58							
210 N	Georgia St.	68 45	116	H Towson	58 62							
155	H Hofstra	55 51	210	H Georgia St.	68 66							
33	A VCU	39 68	57	A James Madison	66 74							
174	A Delaware	53 64	88	A Old Dominion	54 70							
63	H Drexel	53 58	298	H George Mason	57 47							

Non-Div I Games:

Northeastern

■ Loss,
 ■ Non-Conf,
 ■ S Site,
 ■ H Home
 ■ A Away
 N Neutral

Average RPI Win:	273	WON-LOST	WINNING	LAST 12	STRENGTH OF	OPP. STRENGTH	TEAM	ADJ.	CONF.	ADJ CONF.
Average RPI Loss:	183	RECORD	PCT. RANK	GAMES	SCHEDULE	OF SCHEDULE	RPI	RPI	RPI	RPI
DIV. I ONLY	9- 20	275	4- 8	277	278	288	293	25	25	
DIV. I NON-CONF.	3- 9	276	0- 0	254	254	292	295	25	25	
TOTALS	RPI 1-25	RPI 26-50	W-L RECORDS	RPI 51-100	RPI 150+					
9- 20	0- 0	0- 4	OVERALL	0- 2	9- 13					
4- 8	0- 0	0- 1	HOME	0- 1	4- 5					
3- 11	0- 0	0- 3	AWAY	0- 1	3- 7					
2- 1	0- 0	0- 0	NEUTRAL	0- 0	2- 1					
3- 9	0- 0	0- 2	NON-CONFERENCE	0- 0	3- 6					
2- 3	0- 0	0- 0	HOME	0- 0	2- 2					
0- 6	0- 0	0- 2	AWAY	0- 0	0- 4					
1- 0	0- 0	0- 0	NEUTRAL	0- 0	1- 0					
6- 11	0- 0	0- 2	CONFERENCE	0- 2	6- 7					
2- 5	0- 0	0- 1	HOME	0- 1	2- 3					
3- 5	0- 0	0- 1	AWAY	0- 1	3- 3					
1- 1	0- 0	0- 0	NEUTRAL	0- 0	1- 1					

RPI S	Opponent	Score	RPI S	Opponent	Score	RPI S	Opponent	Score	RPI S	Opponent	Score	Team's RPI: 293
30	A Arizona St.	65 91	45	A South Fla.	43 82	48	A Montana	48 76	48	H Montana	49 74	
97	A Portland St.	58 87	97	H Portland St.	57 69	114	H Bradley	66 83	156	H Pepperdine	60 75	
						158	A Arkansas St.	40 71	183	H Denver	60 76	
						200	A Memphis	47 64	220	A Utah St.	56 64	
						223	A Montana St.	79 60	223	H Montana St.	76 61	
						223	N Montana St.	64 74	270	H UMKC	52 49	
						271	A Idaho St.	66 60	271	H Idaho St.	60 62	
						281	A Eastern Wash.	64 70	281	H Eastern Wash.	70 68	
						287	N Hawaii	61 58	295	A Northern Colo.	53 59	
						295	N Northern Colo.	64 49	296	A Weber St.	51 73	
						296	H Weber St.	60 63	299	A Southern Utah	64 76	
						300	A Sacramento St.	61 58	300	H Sacramento St.	80 83	
						307	H Santa Clara	68 51				
LAST 12 Division I GAMES:												
223	N Montana St.	64 74	223	A Montana St.	79 60							
295	N Northern Colo.	64 49	281	H Eastern Wash.	70 68							
271	H Idaho St.	60 62	97	H Portland St.	57 69							
296	H Weber St.	60 63	295	A Northern Colo.	53 59							
300	H Sacramento St.	80 83	296	A Weber St.	51 73							
48	A Montana	48 76	271	A Idaho St.	66 60							

Non-Div I Games: North Dakota 71 94

Northern Ariz.

Average RPI Win:	270	WON-LOST	WINNING	LAST 12	STRENGTH OF	OPP. STRENGTH	TEAM	ADJ.	CONF.	ADJ CONF.
Average RPI Loss:	195	RECORD	PCT. RANK	GAMES	SCHEDULE	OF SCHEDULE	RPI	RPI	RPI	RPI
DIV. I ONLY	10- 18	246	2- 9	327	213	294	295	25	25	
DIV. I NON-CONF.	5- 7	200	0- 0	326	116	278	278	25	25	
TOTALS	RPI 1-25	RPI 26-50	W-L RECORDS	RPI 51-100	RPI 150+					
10- 18	0- 2	0- 2	OVERALL	0- 2	10- 12					
6- 4	0- 0	0- 1	HOME	0- 1	6- 2					
2- 11	0- 0	0- 1	AWAY	0- 1	2- 9					
2- 3	0- 2	0- 0	NEUTRAL	0- 0	2- 1					
5- 7	0- 2	0- 0	NON-CONFERENCE	0- 0	5- 5					
2- 0	0- 0	0- 0	HOME	0- 0	2- 0					
1- 5	0- 0	0- 0	AWAY	0- 0	1- 5					
2- 2	0- 2	0- 0	NEUTRAL	0- 0	2- 0					
5- 11	0- 0	0- 2	CONFERENCE	0- 2	5- 7					
4- 4	0- 0	0- 1	HOME	0- 1	4- 2					
1- 6	0- 0	0- 1	AWAY	0- 1	1- 4					
0- 1	0- 0	0- 0	NEUTRAL	0- 0	0- 1					

RPI 1-25			RPI 26-50			RPI 51-100			RPI 101+ Team's RPI: 295		
RPI	S	Opponent	Score	RPI	S	Opponent	Score	RPI	S	Opponent	Score
1	N	Connecticut	40 85	48	A	Montana	51 71	97	A	Portland St.	71 92
12	N	Florida St.	32 75	48	H	Montana	65 80	97	H	Portland St.	71 89
LAST 12 Division I GAMES:											
300	A	Sacramento St.	60 74	271	A	Idaho St.	58 63	304	A	Air Force	73 53
293	N	Northern Ariz.	49 64	296	A	Weber St.	55 66	337	H	San Jose St.	101 63
223	A	Montana St.	69 78	293	H	Northern Ariz.	59 53				
48	A	Montana	51 71	300	H	Sacramento St.	53 71				
281	H	Eastern Wash.	80 58	48	H	Montana	65 80				
97	H	Portland St.	71 89	223	H	Montana St.	88 82				

Non-Div I Games: Johnson & Wales (C092 31 Black Hills St. 80 46

Northern Colo.

Loss, Non-Conf, S Site, H Home A Away N Neutral

Northern Ill.

Through Games Of Sunday, March 15, 2009

Average RPI Win:	206	WON-LOST	WINNING	LAST 12	STRENGTH OF	OPP. STRENGTH	TEAM	ADJ.	CONF.	ADJ CONF.
Average RPI Loss:	146	RECORD	PCT. RANK	GAMES	SCHEDULE	OF SCHEDULE	RPI	RPI	RPI	RPI
DIV. I ONLY	15- 15	167	6- 6	201	149	181	186	12	12	
DIV. I NON-CONF.	5- 8	213	0- 0	202	242	225	227	12	12	
TOTALS	RPI 1-25	RPI 26-50	W-L RECORDS	RPI 51-100	RPI 150+					
15- 15	0- 0	1- 3	OVERALL	0- 2	12- 6					
7- 6	0- 0	1- 1	HOME	0- 1	5- 3					
7- 7	0- 0	0- 2	AWAY	0- 1	6- 1					
1- 2	0- 0	0- 0	NEUTRAL	0- 0	1- 2					
5- 8	0- 0	0- 1	NON-CONFERENCE	0- 2	5- 4					
1- 4	0- 0	0- 0	HOME	0- 1	1- 3					
3- 3	0- 0	0- 1	AWAY	0- 1	3- 0					
1- 1	0- 0	0- 0	NEUTRAL	0- 0	1- 1					
10- 7	0- 0	1- 2	CONFERENCE	0- 0	7- 2					
6- 2	0- 0	1- 1	HOME	0- 0	4- 0					
4- 4	0- 0	0- 1	AWAY	0- 0	3- 1					
0- 1	0- 0	0- 0	NEUTRAL	0- 0	0- 1					

RPI 1-25				RPI 26-50				RPI 51-100				RPI 101+				Team's RPI: 186	
RPI	S	Opponent	Score	RPI	S	Opponent	Score	RPI	S	Opponent	Score	RPI	S	Opponent	Score		
				31	A	DePaul	70 83	53	H	Illinois St.	67 89	114	A	Bradley	62 77		
				46	H	Bowling Green	70 76	59	A	Wisconsin	64 70	137	A	Kent St.	50 67		
				47	A	Ball St.	54 65					148	A	Central Mich.	75 70		
				47	H	Ball St.	76 72					148	H	Central Mich.	81 66		
												149	A	Toledo	66 78		
												149	H	Toledo	68 72		
												152	H	Miami (OH)	80 66		
												172	A	UNI	58 46		
												190	H	Ill.-Chicago	85 79		
												198	H	IUPUI	58 72		
												201	H	Akron	73 66		
												203	A	Ohio	67 59		
												211	H	Milwaukee	61 71		
												229	A	Southern Ill.	67 55		
												241	A	Eastern Mich.	49 53		
												241	H	Eastern Mich.	69 62		
												243	N	UMBC	73 88		
												248	A	Buffalo	70 63		
												248	N	Buffalo	52 57		
												259	A	Western Mich.	73 69		
												259	H	Western Mich.	71 65		
												263	H	Chicago St.	68 76		
												280	A	Western Ill.	70 48		
												312	N	Wagner	70 56		
LAST 12 Division I GAMES:																	
				248	N	Buffalo	52 57	248	A	Buffalo	70 63						
				259	A	Western Mich.	73 69	152	H	Miami (OH)	80 66						
				47	A	Ball St.	54 65	137	A	Kent St.	50 67						
				148	H	Central Mich.	81 66	201	H	Akron	73 66						
				149	H	Toledo	68 72	46	H	Bowling Green	70 76						
				241	A	Eastern Mich.	49 53	203	A	Ohio	67 59						

Non-Div I Games:

Northern Ill.

■ Loss,
■ Non-Conf,
■ S Site,
■ H Home
■ A Away
N Neutral

Northwestern

Through Games Of Sunday, March 15, 2009

Average RPI Win:	170	WON-LOST	WINNING	LAST 12	STRENGTH OF	OPP. STRENGTH	TEAM	ADJ.	CONF.	ADJ CONF.
Average RPI Loss:	72	RECORD	PCT. RANK	GAMES	SCHEDULE	OF SCHEDULE	RPI	RPI	RPI	RPI
DIV. I ONLY	5- 23	321	2- 10	74	36	239	235	5	5	
DIV. I NON-CONF.	2- 7	288	0- 0	166	70	259	258	2	2	
TOTALS	RPI 1-25	RPI 26-50	W-L RECORDS	RPI 51-100	RPI 150+					
5- 23	0- 2	0- 8	OVERALL	2- 6	2- 1					
5- 9	0- 1	0- 4	HOME	2- 2	2- 0					
0- 13	0- 1	0- 4	AWAY	0- 3	0- 1					
0- 1	0- 0	0- 0	NEUTRAL	0- 1	0- 0					
2- 7	0- 0	0- 2	NON-CONFERENCE	0- 2	2- 1					
2- 3	0- 0	0- 1	HOME	0- 1	2- 0					
0- 4	0- 0	0- 1	AWAY	0- 1	0- 1					
0- 0	0- 0	0- 0	NEUTRAL	0- 0	0- 0					
3- 16	0- 2	0- 6	CONFERENCE	2- 4	0- 0					
3- 6	0- 1	0- 3	HOME	2- 1	0- 0					
0- 9	0- 1	0- 3	AWAY	0- 2	0- 0					
0- 1	0- 0	0- 0	NEUTRAL	0- 1	0- 0					

RPI 1-25				RPI 26-50				RPI 51-100				RPI 101+ Team's RPI: 235			
RPI	S	Opponent	Score	RPI	S	Opponent	Score	RPI	S	Opponent	Score	RPI	S	Opponent	Score
13	A	Ohio St.	55 81	28	A	Purdue	44 70	52	A	Minnesota	40 43	109	A	Clemson	75 78
13	H	Ohio St.	59 68	28	H	Purdue	57 67	52	H	Minnesota	62 53	110	H	Missouri	63 69
				29	H	Kansas St.	52 57	55	A	Indiana	57 81	118	A	Illinois	46 60
				31	A	DePaul	51 60	55	H	Indiana	67 85	118	H	Illinois	44 45
				37	A	Iowa	46 74	58	H	Marquette	54 55	121	A	Penn St.	50 65
				37	H	Iowa	79 86	59	H	Wisconsin	49 46	142	A	Michigan	54 66
				50	A	Michigan St.	52 64	59	N	Wisconsin	51 60	142	H	Michigan	60 57
				50	H	Michigan St.	54 74	75	A	Arkansas	44 60	263	A	Chicago St.	69 76
												280	H	Western Ill.	71 54
												315	H	Texas Southern	68 51
LAST 12 Division I GAMES:															
				59	N	Wisconsin	51 60	118	A	Illinois	46 60				
				37	H	Iowa	79 86	142	H	Michigan	60 57				
				121	A	Penn St.	50 65	28	A	Purdue	44 70				
				52	H	Minnesota	62 53	118	H	Illinois	44 45				
				55	H	Indiana	67 85	52	A	Minnesota	40 43				
				13	A	Ohio St.	55 81	50	H	Michigan St.	54 74				

Non-Div I Games: Houston Baptist 68 60 North Dakota 67 65

Northwestern

Loss, Non-Conf, S Site, H Home A Away N Neutral

Average RPI Win:	281	WON-LOST	WINNING	LAST 12	STRENGTH OF	OPP. STRENGTH	TEAM	ADJ.	CONF.	ADJ CONF.
Average RPI Loss:	165	RECORD	PCT. RANK	GAMES	SCHEDULE	OF SCHEDULE	RPI	RPI	RPI	RPI
DIV. I ONLY	15- 13	141	5- 7	305	312	231	231	21	21	
DIV. I NON-CONF.	7- 5	124	1- 0	331	308	248	250	26	27	
TOTALS	RPI 1-25	RPI 26-50	W-L RECORDS	RPI 51-100	RPI 150+					
15- 13	0- 0	0- 2	OVERALL	0- 1	15- 7					
10- 1	0- 0	0- 0	HOME	0- 0	10- 1					
4- 10	0- 0	0- 2	AWAY	0- 1	4- 5					
1- 2	0- 0	0- 0	NEUTRAL	0- 0	1- 1					
7- 5	0- 0	0- 2	NON-CONFERENCE	0- 1	7- 2					
4- 0	0- 0	0- 0	HOME	0- 0	4- 0					
3- 4	0- 0	0- 2	AWAY	0- 1	3- 1					
0- 1	0- 0	0- 0	NEUTRAL	0- 0	0- 1					
8- 8	0- 0	0- 0	CONFERENCE	0- 0	8- 5					
6- 1	0- 0	0- 0	HOME	0- 0	6- 1					
1- 6	0- 0	0- 0	AWAY	0- 0	1- 4					
1- 1	0- 0	0- 0	NEUTRAL	0- 0	1- 0					

[illegible]

Non-Div I Games:	LSU-Shreveport	68	32	Southern Ark.	76	65	Ark.-Monticello	86	69
------------------	----------------	----	----	---------------	----	----	-----------------	----	----

Northwestern St.

Loss, Non-Conf, S Site, H Home A Away N Neutral

Notre Dame

Through Games Of Sunday, March 15, 2009

Average RPI Win:	93	WON-LOST	WINNING	LAST 12	STRENGTH OF	OPP. STRENGTH	TEAM	ADJ.	CONF.	ADJ CONF.
Average RPI Loss:	39	RECORD	PCT. RANK	GAMES	SCHEDULE	OF SCHEDULE	RPI	RPI	RPI	RPI
DIV. I ONLY	22- 8	45	7- 5	23	7	15	15	3	3	
DIV. I NON-CONF.	11- 1	13	0- 0	79	13	14	14	4	4	
TOTALS	RPI 1-25	RPI 26-50	W-L RECORDS	RPI 51-100	RPI 150+					
22- 8	2- 4	7- 2	OVERALL	6- 1	4- 0					
11- 2	0- 2	3- 0	HOME	5- 0	3- 0					
10- 5	2- 2	4- 1	AWAY	0- 1	1- 0					
1- 1	0- 0	0- 1	NEUTRAL	1- 0	0- 0					
11- 1	2- 0	4- 0	NON-CONFERENCE	0- 0	4- 0					
5- 0	0- 0	2- 0	HOME	0- 0	3- 0					
6- 1	2- 0	2- 0	AWAY	0- 0	1- 0					
0- 0	0- 0	0- 0	NEUTRAL	0- 0	0- 0					
11- 7	0- 4	3- 2	CONFERENCE	6- 1	0- 0					
6- 2	0- 2	1- 0	HOME	5- 0	0- 0					
4- 4	0- 2	2- 1	AWAY	0- 1	0- 0					
1- 1	0- 0	0- 1	NEUTRAL	1- 0	0- 0					

RPI S	Opponent	Score	RPI S	Opponent	Score	RPI S	Opponent	Score	RPI S	Opponent	Score
1	A Connecticut	66 76	28	H Purdue	62 51	58	A Marquette	65 75	107	A Seton Hall	66 60
4	H Louisville	66 71	31	A DePaul	86 62	71	H St. John's (NY)	70 67	136	A Providence	65 56
16	A Pittsburgh	70 82	31	H DePaul	62 59	71	N St. John's (NY)	62 45	142	A Michigan	59 63
17	H Rutgers	68 78	35	A Villanova	48 55	74	H Syracuse	90 79	145	A Valparaiso	63 55
20	A LSU	62 53	35	N Villanova	47 58	77	H Georgetown	84 63	153	H Evansville	96 61
25	A Vanderbilt	59 57	38	A Charlotte	68 61	96	H Cincinnati	66 50	184	H Ga. Southern	85 36
			40	A Boston College	102 54	98	H West Virginia	72 66	241	A Eastern Mich.	83 63
			45	A South Fla.	86 79				285	H Loyola (IL)	89 45
			50	H Michigan St.	78 72						
LAST 12 Division I GAMES:											
			35	N Villanova	47 58	45	A South Fla.	86 79			
			71	N St. John's (NY)	62 45	4	H Louisville	66 71			
			98	H West Virginia	72 66	31	H DePaul	62 59			
			136	A Providence	65 56	16	A Pittsburgh	70 82			
			74	H Syracuse	90 79	96	H Cincinnati	66 50			
			1	A Connecticut	66 76	17	H Rutgers	68 78			

Non-Div I Games:

Notre Dame

Loss, Non-Conf, S Site, H Home A Away N Neutral

Current Season				Through Games Of Sunday, March 19, 1989						
Average RPI Win:	223	WON-LOST	WINNING	LAST 12	STRENGTH OF	OPP. STRENGTH	TEAM	ADJ.	CONF.	ADJ CONF.
Average RPI Loss:	82	RECORD	PCT. RANK	GAMES	SCHEDULE	OF SCHEDULE	RPI	RPI	RPI	RPI
DIV. I ONLY	25- 6	21	10- 2	192	188	67	66	20	20	
DIV. I NON-CONF.	7- 3	76	0- 0	163	42	82	81	21	21	

TOTALS	RPI 1-25	RPI 26-50		W-L RECORDS		RPI 51-100		RPI 150+		
25- 6	0- 0	1- 3		OVERALL		1- 2		21- 1		
12- 2	0- 0	1- 0		HOME		1- 2		10- 0		
9- 3	0- 0	0- 2		AWAY		0- 0		8- 1		
4- 1	0- 0	0- 1		NEUTRAL		0- 0		3- 0		
7- 3	0- 0	0- 1		NON-CONFERENCE		1- 2		4- 0		
3- 2	0- 0	0- 0		HOME		1- 2		2- 0		
2- 1	0- 0	0- 1		AWAY		0- 0		1- 0		
2- 0	0- 0	0- 0		NEUTRAL		0- 0		1- 0		
18- 3	0- 0	1- 2		CONFERENCE		0- 0		17- 1		
9- 0	0- 0	1- 0		HOME		0- 0		8- 0		
7- 2	0- 0	0- 1		AWAY		0- 0		7- 1		
2- 1	0- 0	0- 1		NEUTRAL		0- 0		2- 0		

[illegible]

Non-Div I Games: Rochester College 88 23

Oakland

■ Loss, ■ Non-Conf, S Site, H Home A Away N Neutral

Average RPI Win:	203	WON-LOST	WINNING	LAST 12	STRENGTH OF	OPP. STRENGTH	TEAM	ADJ.	CONF.	ADJ CONF.
Average RPI Loss:	137	RECORD	PCT. RANK	GAMES	SCHEDULE	OF SCHEDULE	RPI	RPI	RPI	RPI
DIV. I ONLY	13- 18	214	6- 6	177	132	205	203	12	12	
DIV. I NON-CONF.	5- 8	213	1- 0	207	135	222	218	12	12	
TOTALS	RPI 1-25	RPI 26-50	W-L RECORDS	RPI 51-100	RPI 150+					
13- 18	0- 1	0- 3	OVERALL	0- 1	11- 6					
6- 5	0- 1	0- 1	HOME	0- 0	4- 2					
6- 10	0- 0	0- 2	AWAY	0- 1	6- 3					
1- 3	0- 0	0- 0	NEUTRAL	0- 0	1- 1					
5- 8	0- 1	0- 0	NON-CONFERENCE	0- 1	4- 3					
2- 1	0- 1	0- 0	HOME	0- 0	1- 0					
3- 5	0- 0	0- 0	AWAY	0- 1	3- 2					
0- 2	0- 0	0- 0	NEUTRAL	0- 0	0- 1					
8- 10	0- 0	0- 3	CONFERENCE	0- 0	7- 3					
4- 4	0- 0	0- 1	HOME	0- 0	3- 2					
3- 5	0- 0	0- 2	AWAY	0- 0	3- 1					
1- 1	0- 0	0- 0	NEUTRAL	0- 0	1- 0					

RPI 1-25				RPI 26-50				RPI 51-100				RPI 101+ Team's RPI: 203			
RPI	S	Opponent	Score	RPI	S	Opponent	Score	RPI	S	Opponent	Score	RPI	S	Opponent	Score
21	H	Florida	56 74	46	A	Bowling Green	64 79	74	A	Syracuse	62 67	109	A	Clemson	57 60
				46	H	Bowling Green	52 62					113	N	South Carolina	34 43
				47	A	Ball St.	72 80					119	A	South Ala.	64 68
												123	H	Cleveland St.	76 66
												137	A	Kent St.	74 78
												137	H	Kent St.	68 58
												148	H	Central Mich.	65 72
												149	A	Toledo	51 60
												149	N	Toledo	70 77
												152	A	Miami (OH)	66 53
												152	H	Miami (OH)	60 48
												154	A	Marshall	67 53
												162	H	Utah Valley	83 74
												186	H	Northern Ill.	59 67
												199	A	Morehead St.	52 56
												200	A	Memphis	69 72
												201	A	Akron	57 58
												201	H	Akron	65 60
												228	A	Navy	63 48
												241	A	Eastern Mich.	52 41
												248	A	Buffalo	84 81
												248	H	Buffalo	80 77
												259	H	Western Mich.	56 74
												259	N	Western Mich.	68 57
												265	N	Fordham	51 55
												339	A	Presbyterian	68 37
LAST 12 Division I GAMES:															
				149	N	Toledo	70 77					248	H	Buffalo	80 77
				259	N	Western Mich.	68 57					162	H	Utah Valley	83 74
				46	A	Bowling Green	64 79					47	A	Ball St.	72 80
				201	A	Akron	57 58					259	H	Western Mich.	56 74
				152	H	Miami (OH)	60 48					149	A	Toledo	51 60
				137	H	Kent St.	68 58					241	A	Eastern Mich.	52 41

Non-Div I Games:

Ohio

■ Loss,
■ Non-Conf,
■ S Site,
■ Home
■ A Away
N Neutral

Average RPI Win: 99				Through Games Of Sunday, March 13, 1999						
Average RPI Loss: 32	WON-LOST RECORD	WINNING PCT. RANK	LAST 12 GAMES	STRENGTH OF SCHEDULE	OPP. STRENGTH OF SCHEDULE	TEAM RPI	ADJ. RPI	CONF. RPI	ADJ CONF. RPI	
DIV. I ONLY	27- 5	14	10- 2	29	27	13	13	5	5	
DIV. I NON-CONF.	9- 2	37	0- 0	6	38	6	6	2	2	
TOTALS	RPI 1-25	RPI 26-50	W-L RECORDS	RPI 51-100	RPI 150+					
27- 5	0- 2	5- 2	OVERALL	10- 1	4- 0					
16- 2	0- 1	2- 0	HOME	6- 1	3- 0					
8- 3	0- 1	1- 2	AWAY	4- 0	1- 0					
3- 0	0- 0	2- 0	NEUTRAL	0- 0	0- 0					
9- 2	0- 2	0- 0	NON-CONFERENCE	5- 0	2- 0					
8- 1	0- 1	0- 0	HOME	4- 0	2- 0					
1- 1	0- 1	0- 0	AWAY	1- 0	0- 0					
0- 0	0- 0	0- 0	NEUTRAL	0- 0	0- 0					
18- 3	0- 0	5- 2	CONFERENCE	5- 1	2- 0					
8- 1	0- 0	2- 0	HOME	2- 1	1- 0					
7- 2	0- 0	1- 2	AWAY	3- 0	1- 0					
3- 0	0- 0	2- 0	NEUTRAL	0- 0	0- 0					

RPI	S	Opponent	Score	RPI	S	Opponent	Score	RPI	S	Opponent	Score	RPI	S	Opponent	Score
8	A	Auburn	80 87	28	A	Purdue	71 60	52	A	Minnesota	73 62	118	A	Illinois	67 35
11	H	North Carolina	63 72	28	H	Purdue	59 47	52	H	Minnesota	56 59	118	H	Illinois	68 51
				28	N	Purdue	67 66	55	A	Indiana	79 67	118	N	Illinois	70 53
				37	A	Iowa	75 85	55	H	Indiana	59 51	120	H	Butler	75 56
				37	N	Iowa	72 56	59	A	Wisconsin	55 42	121	H	Penn St.	74 63
				50	A	Michigan St.	46 52	59	H	Wisconsin	75 53	123	H	Cleveland St.	68 54
				50	H	Michigan St.	67 49	67	H	Hartford	63 45	142	A	Michigan	52 44
								69	A	Nebraska	69 65	142	H	Michigan	70 50
								74	H	Syracuse	78 71	173	H	Army	92 58
								76	H	Dayton	76 61	207	H	Delaware St.	68 35
								87	H	Boston U.	72 47	235	A	Northwestern	68 59
												235	H	Northwestern	81 55
LAST 12 Division I GAMES:															
				28	N	Purdue	67 66	52	A	Minnesota	73 62				
				37	N	Iowa	72 56	235	H	Northwestern	81 55				
				118	N	Illinois	70 53	37	A	Iowa	75 85				
				121	H	Penn St.	74 63	50	A	Michigan St.	46 52				
				59	H	Wisconsin	75 53	28	H	Purdue	59 47				
				55	A	Indiana	79 67	55	H	Indiana	59 51				

Non-Div I Games:

Ohio St.

Average RPI Win: 72		WON-LOST	WINNING	LAST 12	STRENGTH OF		OPP. STRENGTH	TEAM	ADJ.	CONF.	ADJ CONF.
Average RPI Loss: 7		RECORD	PCT. RANK	GAMES	SCHEDULE		OF SCHEDULE	RPI	RPI	RPI	RPI
DIV. I ONLY		28- 4	8	10- 2	2		4	2	3	1	1
DIV. I NON-CONF.		12- 2	25	1- 0	4		26	1	1	1	1
TOTALS		RPI 1-25	RPI 26-50		W-L RECORDS		RPI 51-100		RPI 150+		
28- 4	8- 4	4- 0		OVERALL		8- 0		3- 0			
16- 1	6- 1	3- 0		HOME		3- 0		2- 0			
9- 2	2- 2	0- 0		AWAY		4- 0		1- 0			
3- 1	0- 1	1- 0		NEUTRAL		1- 0		0- 0			
12- 2	2- 2	3- 0		NON-CONFERENCE		1- 0		3- 0			
8- 1	2- 1	2- 0		HOME		1- 0		2- 0			
2- 1	0- 1	0- 0		AWAY		0- 0		1- 0			
2- 0	0- 0	1- 0		NEUTRAL		0- 0		0- 0			
16- 2	6- 2	1- 0		CONFERENCE		7- 0		0- 0			
8- 0	4- 0	1- 0		HOME		2- 0		0- 0			
7- 1	2- 1	0- 0		AWAY		4- 0		0- 0			
1- 1	0- 1	0- 0		NEUTRAL		1- 0		0- 0			

RPI	S	Opponent	Score	RPI	S	Opponent	Score	RPI	S	Opponent	Score	RPI	S	Opponent	Score
1	A	Connecticut	78 106	27	N	California	86 75	51	A	Texas Tech	80 72	102	H	UC Riverside	88 57
6	A	Baylor	56 51	29	H	Kansas St.	64 48	51	H	Texas Tech	61 49	110	H	Missouri	78 56
6	H	Baylor	66 58	30	H	Arizona St.	70 57	54	A	Kansas	69 54	128	A	Colorado	72 58
7	A	Texas A&M	56 57	34	H	Marist	83 57	54	N	Kansas	76 59	134	A	St. Louis	87 61
7	H	Texas A&M	71 59					65	A	Oklahoma St.	93 75	146	N	Cal St. Bakersfield	105 84
7	N	Texas A&M	62 74					65	H	Oklahoma St.	73 63	158	A	Arkansas St.	87 57
9	H	Tennessee	80 70					69	A	Nebraska	77 56	252	H	Tulsa	94 42
11	H	North Carolina	79 80					72	H	Creighton	69 49	289	H	N.C. Central	89 25
14	H	Iowa St.	58 49												
18	A	Texas	74 62												
18	H	Texas	89 69												
22	H	Middle Tenn.	85 65												
LAST 12 Division I GAMES:															
		7 N Texas A&M	62 74			6 H Baylor	66 58								
		54 N Kansas	76 59			51 A Texas Tech	80 72								
		18 A Texas	74 62			54 A Kansas	69 54								
		51 H Texas Tech	61 49			14 H Iowa St.	58 49								
		65 H Oklahoma St.	73 63			65 A Oklahoma St.	93 75								
		7 A Texas A&M	56 57			9 H Tennessee	80 70								

Non-Div I Games:

Oklahoma

■ Loss,
■ Non-Conf, S Site,
■ Home
■ Away
N Neutral

Average RPI Win:	179	WON-LOST	WINNING	LAST 12	STRENGTH OF	OPP. STRENGTH	TEAM	ADJ.	CONF.	ADJ CONF.
Average RPI Loss:	23	RECORD	PCT. RANK	GAMES	SCHEDULE	OF SCHEDULE	RPI	RPI	RPI	RPI
DIV. I ONLY	16- 15	157	2- 10	27	29	65	65	1	1	
DIV. I NON-CONF.	11- 2	29	0- 0	198	287	66	66	1	1	
TOTALS	RPI 1-25	RPI 26-50	W-L RECORDS	RPI 51-100	RPI 150+					
16- 15	1- 10	1- 1	OVERALL	2- 4	9- 0					
10- 7	0- 4	1- 0	HOME	0- 3	8- 0					
4- 7	1- 5	0- 1	AWAY	1- 1	1- 0					
2- 1	0- 1	0- 0	NEUTRAL	1- 0	0- 0					
11- 2	0- 1	1- 0	NON-CONFERENCE	0- 1	9- 0					
9- 0	0- 0	1- 0	HOME	0- 0	8- 0					
1- 2	0- 1	0- 0	AWAY	0- 1	1- 0					
1- 0	0- 0	0- 0	NEUTRAL	0- 0	0- 0					
5- 13	1- 9	0- 1	CONFERENCE	2- 3	0- 0					
1- 7	0- 4	0- 0	HOME	0- 3	0- 0					
3- 5	1- 4	0- 1	AWAY	1- 0	0- 0					
1- 1	0- 1	0- 0	NEUTRAL	1- 0	0- 0					

RPI	S	Opponent	Score	RPI	S	Opponent	Score	RPI	S	Opponent	Score	RPI	S	Opponent	Score
3	A	Oklahoma	63 73	29	A	Kansas St.	71 79	51	A	Texas Tech	65 60	110	A	Missouri	68 60
3	H	Oklahoma	75 93	44	H	TCU	85 80	51	H	Texas Tech	70 74	128	H	Colorado	79 43
5	A	Duke	68 77					51	N	Texas Tech	63 57	135	N	Southern Miss.	75 72
6	A	Baylor	57 75					54	H	Kansas	52 67	164	A	UNLV	88 73
6	H	Baylor	62 64					69	H	Nebraska	74 82	185	H	New Orleans	84 54
6	N	Baylor	62 67					73	A	UALR	51 65	224	H	North Texas	80 54
7	A	Texas A&M	49 79									247	H	Oral Roberts	58 48
7	H	Texas A&M	50 60									272	H	McNeese St.	89 56
14	A	Iowa St.	55 63									278	H	Ark.-Pine Bluff	91 45
18	A	Texas	58 52									310	H	Eastern Ky.	90 35
18	H	Texas	74 91									311	H	Tex.-Pan American	85 36
												332	H	Centenary (LA)	100 57
LAST 12 Division I GAMES:															
		6 N Baylor	62 67			51 H Texas Tech	70 74								
		51 N Texas Tech	63 57			18 A Texas	58 52								
		69 H Nebraska	74 82			29 A Kansas St.	71 79								
		7 A Texas A&M	49 79			6 H Baylor	62 64								
		3 A Oklahoma	63 73			3 H Oklahoma	75 93								
		54 H Kansas	52 67			18 H Texas	74 91								

Non-Div I Games:

Oklahoma St.

Average RPI Win:	169	WON-LOST	WINNING	LAST 12	STRENGTH OF	OPP. STRENGTH	TEAM	ADJ.	CONF.	ADJ CONF.
Average RPI Loss:	85	RECORD	PCT. RANK	GAMES	SCHEDULE	OF SCHEDULE	RPI	RPI	RPI	RPI
DIV. I ONLY	17- 13	123	6- 6	86	81	88	88	9	9	
DIV. I NON-CONF.	5- 5	152	0- 0	65	6	91	90	10	10	
TOTALS	RPI 1-25	RPI 26-50	W-L RECORDS	RPI 51-100	RPI 150+					
17- 13	1- 3	1- 2	OVERALL	1- 5	12- 3					
11- 3	1- 2	1- 0	HOME	0- 1	7- 0					
3- 9	0- 1	0- 2	AWAY	0- 3	3- 3					
3- 1	0- 0	0- 0	NEUTRAL	1- 1	2- 0					
5- 5	1- 3	0- 1	NON-CONFERENCE	1- 1	2- 0					
3- 2	1- 2	0- 0	HOME	0- 0	1- 0					
0- 3	0- 1	0- 1	AWAY	0- 1	0- 0					
2- 0	0- 0	0- 0	NEUTRAL	1- 0	1- 0					
12- 8	0- 0	1- 1	CONFERENCE	0- 4	10- 3					
8- 1	0- 0	1- 0	HOME	0- 1	6- 0					
3- 6	0- 0	0- 1	AWAY	0- 2	3- 3					
1- 1	0- 0	0- 0	NEUTRAL	0- 1	1- 0					

RPI	S	Opponent	Score	RPI	S	Opponent	Score	RPI	S	Opponent	Score	RPI	S	Opponent	Score
2	H	Maryland	65 74	33	A	VCU	51 58	57	A	James Madison	57 73	116	H	Towson	65 57
9	H	Tennessee	76 81	33	H	VCU	69 68	57	H	James Madison	67 72	143	H	St. Joseph's	74 51
18	A	Texas	44 78	50	A	Michigan St.	48 74	63	A	Drexel	55 67	155	A	Hofstra	51 66
19	H	Virginia	78 70					63	N	Drexel	41 62	168	A	UNC Wilmington	79 70
								76	N	Dayton	70 58	168	H	UNC Wilmington	66 46
								90	A	Mississippi	72 79	168	N	UNC Wilmington	61 56
												170	A	William & Mary	66 48
												170	H	William & Mary	87 72
												174	H	Delaware	70 55
												195	A	Northeastern	66 56
												195	H	Northeastern	70 54
												210	A	Georgia St.	62 75
												210	H	Georgia St.	62 46
												237	N	St. Mary's (CA)	93 63
												298	A	George Mason	57 63
												298	H	George Mason	73 42
												340	H	Norfolk St.	97 54
LAST 12 Division I GAMES:															
63	N	Drexel	41 62	155	A	Hofstra	51 66								
168	N	UNC Wilmington	61 56	174	H	Delaware	70 55								
170	H	William & Mary	87 72	63	A	Drexel	55 67								
57	A	James Madison	57 73	168	H	UNC Wilmington	66 46								
116	H	Towson	65 57	195	H	Northeastern	70 54								
298	A	George Mason	57 63	33	A	VCU	51 58								

Non-Div I Games:

Old Dominion

■ Loss,
■ Non-Conf,
■ S Site,
■ H Home
■ A Away
N Neutral

Oral Roberts

Through Games Of Sunday, March 15, 2009

Average RPI Win:	267	WON-LOST	WINNING	LAST 12	STRENGTH OF	OPP. STRENGTH	TEAM	ADJ.	CONF.	ADJ CONF.
Average RPI Loss:	141	RECORD	PCT. RANK	GAMES	SCHEDULE	OF SCHEDULE	RPI	RPI	RPI	RPI
DIV. I ONLY	12- 17	218	4- 8	267	186	245	247	20	20	
DIV. I NON-CONF.	6- 4	119	0- 0	297	73	176	179	21	21	
TOTALS	RPI 1-25	RPI 26-50	W-L RECORDS	RPI 51-100	RPI 150+					
12- 17	0- 0	0- 3	OVERALL	0- 5	12- 8					
8- 5	0- 0	0- 1	HOME	0- 1	8- 3					
3- 10	0- 0	0- 1	AWAY	0- 4	3- 5					
1- 2	0- 0	0- 1	NEUTRAL	0- 0	1- 0					
6- 4	0- 0	0- 0	NON-CONFERENCE	0- 3	6- 0					
4- 0	0- 0	0- 0	HOME	0- 0	4- 0					
1- 3	0- 0	0- 0	AWAY	0- 3	1- 0					
1- 1	0- 0	0- 0	NEUTRAL	0- 0	1- 0					
6- 13	0- 0	0- 3	CONFERENCE	0- 2	6- 8					
4- 5	0- 0	0- 1	HOME	0- 1	4- 3					
2- 7	0- 0	0- 1	AWAY	0- 1	2- 5					
0- 1	0- 0	0- 1	NEUTRAL	0- 0	0- 0					

RPI 1-25			RPI 26-50			RPI 51-100			RPI 101+			Team's RPI: 247			
RPI	S	Opponent	Score	RPI	S	Opponent	Score	RPI	S	Opponent	Score	RPI	S	Opponent	Score
				26	A	South Dakota St.	52 76	58	A	Marquette	67 89	101	N	UTSA	62 74
				26	H	South Dakota St.	64 71	65	A	Oklahoma St.	48 58	176	A	North Dakota St.	57 76
				26	N	South Dakota St.	49 77	66	A	Oakland	75 79	176	H	North Dakota St.	55 64
								66	H	Oakland	48 62	198	A	IUPUI	51 59
								69	A	Nebraska	51 70	198	H	IUPUI	57 62
												202	A	Missouri St.	56 51
												214	H	Wichita St.	89 76
												242	N	S.C. Upstate	82 60
												246	H	Sam Houston St.	83 41
												249	A	IPFW	64 67
												249	H	IPFW	78 71
												252	H	Tulsa	65 50
												270	A	UMKC	58 55
												270	H	UMKC	68 59
												280	A	Western Ill.	71 81
												280	H	Western Ill.	58 63
												299	A	Southern Utah	76 74
												299	H	Southern Utah	64 59
												330	H	Central Ark.	75 42
												332	A	Centenary (LA)	56 67
												332	H	Centenary (LA)	95 42
LAST 12 Division I GAMES:															
				26	N	South Dakota St.	49 77	198	H	IUPUI	57 62				
				26	H	South Dakota St.	64 71	66	A	Oakland	75 79				
				176	H	North Dakota St.	55 64	249	A	IPFW	64 67				
				299	A	Southern Utah	76 74	332	A	Centenary (LA)	56 67				
				270	A	UMKC	58 55	270	H	UMKC	68 59				
				280	H	Western Ill.	58 63	299	H	Southern Utah	64 59				

Non-Div I Games: Houston Baptist 101 59

Oral Roberts

Loss, Non-Conf, S Site, H Home A Away N Neutral

Oregon

Average RPI Win: 179	WON-LOST	WINNING	LAST 12	STRENGTH OF	OPP. STRENGTH	TEAM	ADJ.	CONF.	ADJ CONF.
Average RPI Loss: 62	RECORD	PCT. RANK	GAMES	SCHEDULE	OF SCHEDULE	RPI	RPI	RPI	RPI
DIV. I ONLY	9- 21	278	2- 10	44	59	173	171	6	6
DIV. I NON-CONF.	4- 7	222	1- 0	17	59	113	112	6	6

TOTALS	RPI 1-25	RPI 26-50	W-L RECORDS	RPI 51-100	RPI 150+
9- 21	0- 3	0- 8	OVERALL	1- 7	5- 2
5- 10	0- 2	0- 4	HOME	0- 3	2- 1
4- 9	0- 1	0- 3	AWAY	1- 4	3- 0
0- 2	0- 0	0- 1	NEUTRAL	0- 0	0- 1
4- 7	0- 1	0- 4	NON-CONFERENCE	0- 2	2- 0
3- 3	0- 1	0- 2	HOME	0- 0	1- 0
1- 3	0- 0	0- 1	AWAY	0- 2	1- 0
0- 1	0- 0	0- 1	NEUTRAL	0- 0	0- 0
5- 14	0- 2	0- 4	CONFERENCE	1- 5	3- 2
2- 7	0- 1	0- 2	HOME	0- 3	1- 1
3- 6	0- 1	0- 2	AWAY	1- 2	2- 0
0- 1	0- 0	0- 0	NEUTRAL	0- 0	0- 1

RPI S Opponent Score	RPI S Opponent Score	RPI S Opponent Score	RPI S Opponent Score
6 H Baylor 71 81	26 A South Dakota St. 63 80	58 A Marquette 39 69	126 H Portland 64 55
10 A Stanford 49 68	27 A California 42 84	60 A Southern California 56 66	132 A Arizona 44 68
10 H Stanford 57 85	27 H California 50 65	60 H Southern California 64 94	132 H Arizona 68 55
	30 A Arizona St. 56 68	62 A UCLA 73 56	144 H Wyoming 51 45
	30 H Arizona St. 53 81	62 H UCLA 69 70	182 A Washington 75 55
	36 N Georgia Tech 59 74	70 A Oregon St. 41 70	182 H Washington 77 69
	48 H Montana 52 60	70 H Oregon St. 42 61	182 N Washington 43 69
	49 H Utah 49 63	93 A BYU 45 67	208 A Washington St. 57 41
			208 H Washington St. 45 58
			239 H Pacific 76 71
			337 A San Jose St. 69 68
LAST 12 Division I GAMES:			
182 N Washington 43 69	182 H Washington 77 69		
60 H Southern California 64 94	208 H Washington St. 45 58		
62 H UCLA 69 70	132 A Arizona 44 68		
70 A Oregon St. 41 70	30 A Arizona St. 56 68		
10 A Stanford 49 68	70 H Oregon St. 42 61		
27 A California 42 84	126 H Portland 64 55		

Non-Div I Games:

Oregon

Loss, Non-Conf, S Site, H Home A Away N Neutral

Oregon St.

Through Games Of Sunday, March 15, 2009

Average RPI Win:	160	WON-LOST	WINNING	LAST 12	STRENGTH OF	OPP. STRENGTH	TEAM	ADJ.	CONF.	ADJ CONF.
Average RPI Loss:	49	RECORD	PCT. RANK	GAMES	SCHEDULE	OF SCHEDULE	RPI	RPI	RPI	RPI
DIV. I ONLY	18- 11	95	8- 4	80	71	69	70	6	6	
DIV. I NON-CONF.	9- 1	20	1- 0	90	161	22	23	6	6	
TOTALS	RPI 1-25	RPI 26-50	W-L RECORDS	RPI 51-100	RPI 150+					
18- 11	0- 3	0- 4	OVERALL	5- 3	9- 1					
11- 3	0- 1	0- 2	HOME	3- 0	5- 0					
6- 6	0- 1	0- 2	AWAY	1- 2	4- 1					
1- 2	0- 1	0- 0	NEUTRAL	1- 1	0- 0					
9- 1	0- 1	0- 0	NON-CONFERENCE	3- 0	4- 0					
5- 0	0- 0	0- 0	HOME	1- 0	2- 0					
3- 0	0- 0	0- 0	AWAY	1- 0	2- 0					
1- 1	0- 1	0- 0	NEUTRAL	1- 0	0- 0					
9- 10	0- 2	0- 4	CONFERENCE	2- 3	5- 1					
6- 3	0- 1	0- 2	HOME	2- 0	3- 0					
3- 6	0- 1	0- 2	AWAY	0- 2	2- 1					
0- 1	0- 0	0- 0	NEUTRAL	0- 1	0- 0					

RPI S	Opponent	Score	RPI S	Opponent	Score	RPI S	Opponent	Score	RPI S	Opponent	Score
10 A	Stanford	43 72	27 A	California	40 62	60 A	Southern California	54 78	111 H	Houston	69 47
10 H	Stanford	54 69	27 H	California	72 77	60 H	Southern California	61 58	132 A	Arizona	63 55
11 N	North Carolina	78 82	30 A	Arizona St.	54 65	62 A	UCLA	53 60	132 H	Arizona	68 43
			30 H	Arizona St.	36 61	62 H	UCLA	61 58	146 H	Cal St. Bakersfield	66 56
						62 N	UCLA	56 62	164 H	UNLV	91 54
						75 N	Arkansas	69 56	171 A	Oregon	61 42
						85 A	UC Santa Barbara	70 51	171 H	Oregon	70 41
						97 H	Portland St.	58 24	182 A	Washington	69 55
									182 H	Washington	77 63
									208 A	Washington St.	52 65
									208 H	Washington St.	52 42
									290 A	San Francisco	83 66
									300 H	Sacramento St.	100 45
									313 A	UC Irvine	71 42
LAST 12 Division I GAMES:											
62 N	UCLA	56 62	10 A	Stanford	43 72						
62 H	UCLA	61 58	208 H	Washington St.	52 42						
60 H	Southern California	61 58	182 H	Washington	77 63						
171 H	Oregon	70 41	30 A	Arizona St.	54 65						
85 A	UC Santa Barbara	70 51	132 A	Arizona	63 55						
27 A	California	40 62	171 A	Oregon	61 42						

Non-Div I Games: Western Ore. 66 32

Oregon St.

Loss, Non-Conf, S Site, H Home A Away N Neutral

Average RPI Win:	236	WON-LOST	WINNING	LAST 12	STRENGTH OF	OPP. STRENGTH	TEAM	ADJ.	CONF.	ADJ CONF.
Average RPI Loss:	176	RECORD	PCT. RANK	GAMES	SCHEDULE	OF SCHEDULE	RPI	RPI	RPI	RPI
DIV. I ONLY	13- 16	200	4- 8	254	241	237	239	23	23	
DIV. I NON-CONF.	5- 7	200	0- 1	151	211	192	194	20	20	
TOTALS	RPI 1-25	RPI 26-50	W-L RECORDS	RPI 51-100	RPI 150+					
13- 16	0- 1	0- 0	OVERALL	3- 2	10- 8					
11- 2	0- 0	0- 0	HOME	3- 0	8- 0					
2- 11	0- 0	0- 0	AWAY	0- 1	2- 7					
0- 3	0- 1	0- 0	NEUTRAL	0- 1	0- 1					
5- 7	0- 1	0- 0	NON-CONFERENCE	2- 1	3- 4					
5- 0	0- 0	0- 0	HOME	2- 0	3- 0					
0- 5	0- 0	0- 0	AWAY	0- 0	0- 4					
0- 2	0- 1	0- 0	NEUTRAL	0- 1	0- 0					
8- 9	0- 0	0- 0	CONFERENCE	1- 1	7- 4					
6- 2	0- 0	0- 0	HOME	1- 0	5- 0					
2- 6	0- 0	0- 0	AWAY	0- 1	2- 3					
0- 1	0- 0	0- 0	NEUTRAL	0- 0	0- 1					

RPI S	Opponent	Score	RPI S	Opponent	Score	RPI S	Opponent	Score	RPI S	Opponent	Score	Team's RPI: 239
11 N	North Carolina	62 98				75 N	Arkansas	61 78	102 A	UC Riverside	56 65	
						85 A	UC Santa Barbara	54 76	102 H	UC Riverside	55 74	
						85 H	UC Santa Barbara	59 50	138 A	Cal Poly	58 68	
						91 H	Fresno St.	84 70	138 H	Cal Poly	64 74	
						97 H	Portland St.	68 50	146 A	Cal St. Bakersfield	70 85	
									171 A	Oregon	71 76	
									175 H	Iona	66 62	
									226 A	Idaho	51 61	
									237 A	St. Mary's (CA)	70 71	
									254 A	UC Davis	39 58	
									254 H	UC Davis	63 60	
									273 A	Cal St. Fullerton	51 62	
									273 H	Cal St. Fullerton	72 66	
									273 N	Cal St. Fullerton	62 64	
									281 A	Eastern Wash.	58 63	
									286 A	Long Beach St.	76 62	
									286 H	Long Beach St.	98 92	
									295 H	Northern Colo.	72 64	
									300 H	Sacramento St.	76 64	
									302 A	Cal St. Northridge	61 70	
									302 H	Cal St. Northridge	63 58	
									313 A	UC Irvine	48 44	
									313 H	UC Irvine	61 37	
LAST 12 Division I GAMES:												
273 N	Cal St. Fullerton	62 64	313 A	UC Irvine	48 44							
302 A	Cal St. Northridge	61 70	273 A	Cal St. Fullerton	51 62							
146 A	Cal St. Bakersfield	70 85	286 H	Long Beach St.	98 92							
254 A	UC Davis	39 58	102 H	UC Riverside	55 74							
138 H	Cal Poly	64 74	254 H	UC Davis	63 60							
85 H	UC Santa Barbara	59 50	85 A	UC Santa Barbara	54 76							

Non-Div I Games: Seattle 71 65

Pacific

■ Loss,
 ■ Non-Conf, S Site,
 ■ Home
 ■ Away
 N Neutral

Average RPI Win:	287	WON-LOST	WINNING	LAST 12	STRENGTH OF	OPP. STRENGTH	TEAM	ADJ.	CONF.	ADJ CONF.
Average RPI Loss:	157	RECORD	PCT. RANK	GAMES	SCHEDULE	OF SCHEDULE	RPI	RPI	RPI	RPI
DIV. I ONLY	9- 19	271	6- 6	249	252	277	275	27	26	
DIV. I NON-CONF.	3- 11	291	0- 0	226	193	289	292	24	24	
TOTALS	RPI 1-25	RPI 26-50	W-L RECORDS	RPI 51-100	RPI 150+					
9- 19	0- 1	0- 1	OVERALL	0- 3	9- 8					
5- 9	0- 1	0- 1	HOME	0- 1	5- 2					
4- 10	0- 0	0- 0	AWAY	0- 2	4- 6					
0- 0	0- 0	0- 0	NEUTRAL	0- 0	0- 0					
3- 11	0- 1	0- 1	NON-CONFERENCE	0- 3	3- 4					
1- 6	0- 1	0- 1	HOME	0- 1	1- 1					
2- 5	0- 0	0- 0	AWAY	0- 2	2- 3					
0- 0	0- 0	0- 0	NEUTRAL	0- 0	0- 0					
6- 8	0- 0	0- 0	CONFERENCE	0- 0	6- 4					
4- 3	0- 0	0- 0	HOME	0- 0	4- 1					
2- 5	0- 0	0- 0	AWAY	0- 0	2- 3					
0- 0	0- 0	0- 0	NEUTRAL	0- 0	0- 0					

RPI 1-25				RPI 26-50				RPI 51-100				RPI 101+				Team's RPI: 275	
RPI	S	Opponent	Score	RPI	S	Opponent	Score	RPI	S	Opponent	Score	RPI	S	Opponent	Score		
24	H	Temple	70 81	35	H	Villanova	43 45	63	H	Drexel	52 62	107	H	Seton Hall	49 76		
								86	A	Lehigh	52 83	129	A	Dartmouth	36 55		
								89	A	Duquesne	45 78	129	H	Dartmouth	39 56		
												140	A	Harvard	54 69		
												140	H	Harvard	63 72		
												143	H	St. Joseph's	60 66		
												191	A	Princeton	49 64		
												191	H	Princeton	55 72		
												228	H	Navy	61 58		
												233	H	La Salle	58 61		
												238	A	Lafayette	55 59		
												244	A	Mt. St. Mary's	53 65		
												257	A	Cornell	79 70		
												257	H	Cornell	62 50		
												258	A	Columbia	57 77		
												258	H	Columbia	72 64		
												266	A	Yale	51 61		
												266	H	Yale	62 46		
												279	A	Rider	63 76		
												326	A	Brown	55 48		
												326	H	Brown	66 49		
												333	A	Colgate	49 46		
												335	A	St. Francis (NY)	62 49		
LAST 12 Division I GAMES:																	
191	H	Princeton	55 72	129	A	Dartmouth	36 55										
258	H	Columbia	72 64	266	H	Yale	62 46										
257	H	Cornell	62 50	326	H	Brown	66 49										
326	A	Brown	55 48	257	A	Cornell	79 70										
266	A	Yale	51 61	258	A	Columbia	57 77										
140	A	Harvard	54 69	129	H	Dartmouth	39 56										

Non-Div I Games:

Penn

■ Loss,
■ Non-Conf, S Site,
■ Home
■ Away
N Neutral

Average RPI Win: 161		WON-LOST	WINNING	LAST 12	STRENGTH OF		OPP. STRENGTH	TEAM	ADJ.	CONF.	ADJ CONF.
Average RPI Loss: 41		RECORD	PCT. RANK	GAMES	SCHEDULE		OF SCHEDULE	RPI	RPI	RPI	RPI
DIV. I ONLY		11- 18	236	4- 8	47		16	121	121	5	5
DIV. I NON-CONF.		5- 5	152	0- 0	13		21	64	63	2	2
TOTALS		RPI 1-25	RPI 26-50		W-L RECORDS		RPI 51-100		RPI 150+		
11- 18		0- 5	0- 6		OVERALL		1- 6		5- 0		
8- 6		0- 0	0- 3		HOME		1- 3		4- 0		
2- 9		0- 3	0- 3		AWAY		0- 3		0- 0		
1- 3		0- 2	0- 0		NEUTRAL		0- 0		1- 0		
5- 5		0- 4	0- 0		NON-CONFERENCE		0- 1		4- 0		
4- 1		0- 0	0- 0		HOME		0- 1		3- 0		
0- 2		0- 2	0- 0		AWAY		0- 0		0- 0		
1- 2		0- 2	0- 0		NEUTRAL		0- 0		1- 0		
6- 13		0- 1	0- 6		CONFERENCE		1- 5		1- 0		
4- 5		0- 0	0- 3		HOME		1- 2		1- 0		
2- 7		0- 1	0- 3		AWAY		0- 3		0- 0		
0- 1		0- 0	0- 0		NEUTRAL		0- 0		0- 0		

RPI	S	Opponent	Score	RPI	S	Opponent	Score	RPI	S	Opponent	Score	RPI	S	Opponent	Score	Team's RPI: 121
1	N	Connecticut	63 77	28	A	Purdue	48 59	52	A	Minnesota	55 69	113	H	South Carolina	56 42	
7	N	Texas A&M	57 61	28	H	Purdue	51 69	52	H	Minnesota	61 63	118	A	Illinois	67 56	
12	A	Florida St.	60 73	37	A	Iowa	89 97	55	A	Indiana	55 65	118	H	Illinois	54 51	
13	A	Ohio St.	63 74	37	H	Iowa	57 63	55	H	Indiana	77 84	118	N	Illinois	49 58	
16	A	Pittsburgh	59 80	50	A	Michigan St.	59 70	59	A	Wisconsin	52 58	142	A	Michigan	64 56	
				50	H	Michigan St.	60 67	59	H	Wisconsin	58 56	142	H	Michigan	76 58	
								76	H	Dayton	66 67	167	H	Prairie View	80 49	
												180	H	Bucknell	81 44	
												188	N	Coppin St.	76 61	
												235	H	Northwestern	65 50	
												309	H	Stony Brook	97 58	
LAST 12 Division I GAMES:																
118	N	Illinois	49 58	59	A	Wisconsin	52 58									
13	A	Ohio St.	63 74	142	A	Michigan	64 56									
235	H	Northwestern	65 50	52	H	Minnesota	61 63									
118	A	Illinois	67 56	37	A	Iowa	89 97									
28	H	Purdue	51 69	55	A	Indiana	55 65									
37	H	Iowa	57 63	59	H	Wisconsin	58 56									

Non-Div I Games:

Penn St.

■ Loss,
■ Non-Conf,
■ S Site,
■ H Home
■ A Away
N Neutral

Pepperdine

Through Games Of Sunday, March 15, 2009

Average RPI Win:	218	WON-LOST	WINNING	LAST 12	STRENGTH OF	OPP. STRENGTH	TEAM	ADJ.	CONF.	ADJ CONF.
Average RPI Loss:	114	RECORD	PCT. RANK	GAMES	SCHEDULE	OF SCHEDULE	RPI	RPI	RPI	RPI
DIV. I ONLY	16- 13	133	7- 5	215	121	167	156	14	14	
DIV. I NON-CONF.	7- 7	152	0- 0	228	75	177	173	15	15	
TOTALS	RPI 1-25	RPI 26-50	W-L RECORDS	RPI 51-100	RPI 150+					
16- 13	0- 1	1- 1	OVERALL	1- 3	11- 3					
10- 5	0- 1	1- 0	HOME	1- 2	6- 1					
6- 6	0- 0	0- 1	AWAY	0- 1	5- 2					
0- 2	0- 0	0- 0	NEUTRAL	0- 0	0- 0					
7- 7	0- 1	0- 0	NON-CONFERENCE	1- 3	5- 1					
4- 4	0- 1	0- 0	HOME	1- 2	2- 1					
3- 2	0- 0	0- 0	AWAY	0- 1	3- 0					
0- 1	0- 0	0- 0	NEUTRAL	0- 0	0- 0					
9- 6	0- 0	1- 1	CONFERENCE	0- 0	6- 2					
6- 1	0- 0	1- 0	HOME	0- 0	4- 0					
3- 4	0- 0	0- 1	AWAY	0- 0	2- 2					
0- 1	0- 0	0- 0	NEUTRAL	0- 0	0- 0					

RPI 1-25					RPI 26-50					RPI 51-100					RPI 101+ Team's RPI: 156				
RPI	S	Opponent	Score		RPI	S	Opponent	Score		RPI	S	Opponent	Score		RPI	S	Opponent	Score	
7	H	Texas A&M	60	70	32	A	Gonzaga	43	66	54	H	Kansas	54	82	126	A	Portland	56	59
					32	H	Gonzaga	72	62	60	H	Southern California	55	69	126	H	Portland	64	55
										62	A	UCLA	55	66	128	N	Colorado	55	63
										85	H	UC Santa Barbara	76	57	138	H	Cal Poly	79	72
															146	A	Cal St. Bakersfield	51	66
															147	A	San Diego	66	56
															147	H	San Diego	57	69
															147	N	San Diego	69	76
															151	A	Loyola Marymount	44	68
															151	H	Loyola Marymount	67	66
															182	H	Washington	53	67
															188	H	Coppin St.	54	36
															237	A	St. Mary's (CA)	58	76
															237	H	St. Mary's (CA)	62	56
															273	A	Cal St. Fullerton	58	40
															287	A	Hawaii	65	52
															290	A	San Francisco	55	47
															290	H	San Francisco	73	47
															293	A	Northern Ariz.	75	60
															307	A	Santa Clara	59	49
															307	H	Santa Clara	51	48
															337	H	San Jose St.	75	46
LAST 12 Division I GAMES:																			
					147	N	San Diego	69	76	307	A	Santa Clara	59	49					
					290	A	San Francisco	55	47	151	A	Loyola Marymount	44	68					
					237	A	St. Mary's (CA)	58	76	307	H	Santa Clara	51	48					
					32	H	Gonzaga	72	62	290	H	San Francisco	73	47					
					126	H	Portland	64	55	126	A	Portland	56	59					
					147	A	San Diego	66	56	32	A	Gonzaga	43	66					

Non-Div I Games:

Pepperdine

Loss, Non-Conf, S Site, H Home A Away N Neutral

Pittsburgh				Through Games Of Sunday, March 13, 1999						
Average RPI Win:	118	WON-LOST	WINNING	LAST 12	STRENGTH OF	OPP. STRENGTH	TEAM	ADJ.	CONF.	ADJ CONF.
Average RPI Loss:	29	RECORD	PCT. RANK	GAMES	SCHEDULE	OF SCHEDULE	RPI	RPI	RPI	RPI
DIV. I ONLY	22- 7	34	9- 3	33	13	16	16	3	3	
DIV. I NON-CONF.	9- 2	37	0- 0	209	32	63	62	4	4	

TOTALS	RPI 1-25	RPI 26-50		W-L RECORDS		RPI 51-100		RPI 150+		
22- 7	3- 5	3- 1		OVERALL		9- 0		5- 0		
13- 1	2- 0	2- 1		HOME		5- 0		3- 0		
8- 4	1- 3	0- 0		AWAY		4- 0		2- 0		
1- 2	0- 2	1- 0		NEUTRAL		0- 0		0- 0		
9- 2	1- 2	0- 0		NON-CONFERENCE		2- 0		5- 0		
6- 0	1- 0	0- 0		HOME		1- 0		3- 0		
3- 1	0- 1	0- 0		AWAY		1- 0		2- 0		
0- 1	0- 1	0- 0		NEUTRAL		0- 0		0- 0		
13- 5	2- 3	3- 1		CONFERENCE		7- 0		0- 0		
7- 1	1- 0	2- 1		HOME		4- 0		0- 0		
5- 3	1- 2	0- 0		AWAY		3- 0		0- 0		
1- 1	0- 1	1- 0		NEUTRAL		0- 0		0- 0		

RPI	S	Opponent	Score	RPI	S	Opponent	Score	RPI	S	Opponent	Score	RPI	S	Opponent	Score
1	A	Connecticut	42 95	31	H	DePaul	62 69	58	H	Marquette	86 54	107	A	Seton Hall	76 40
2	H	Maryland	86 57	31	N	DePaul	62 59	71	H	St. John's (NY)	79 60	121	H	Penn St.	80 59
4	A	Louisville	51 75	35	H	Villanova	70 54	74	A	Syracuse	77 75	136	A	Providence	69 77
4	N	Louisville	63 69	45	H	South Fla.	79 47	77	A	Georgetown	50 39	259	A	Western Mich.	88 60
7	N	Texas A&M	50 56					89	A	Duquesne	66 47	261	A	Florida A&M	89 59
15	H	Notre Dame	82 70					95	H	Western Ky.	93 50	312	H	Wagner	98 41
17	A	Rutgers	61 53					96	H	Cincinnati	68 53	315	H	Youngstown St.	99 42
21	A	Florida	83 90					98	A	West Virginia	72 60	319	H	Elon	84 49
								98	H	West Virginia	72 63				
LAST 12 Division I GAMES:															
		4 N Louisville	63 69			35 H Villanova	70 54								
		31 N DePaul	62 59			1 A Connecticut	42 95								
		71 H St. John's (NY)	79 60			17 A Rutgers	61 53								
		4 A Louisville	51 75			15 H Notre Dame	82 70								
		98 A West Virginia	72 60			58 H Marquette	86 54								
		96 H Cincinnati	68 53			77 A Georgetown	50 39								

Non-Div I Games: West Virginia St. 85 37

Pittsburgh

Average RPI Win: 217	WON-LOST	WINNING	LAST 12	STRENGTH OF	OPP. STRENGTH	TEAM	ADJ.	CONF.	ADJ CONF.
Average RPI Loss: 119	RECORD	PCT. RANK	GAMES	SCHEDULE	OF SCHEDULE	RPI	RPI	RPI	RPI
DIV. I ONLY	17- 12	112	8- 4	150	171	124	126	14	14
DIV. I NON-CONF.	7- 7	152	0- 1	117	201	148	150	15	15
TOTALS	RPI 1-25	RPI 26-50	W-L RECORDS	RPI 51-100	RPI 150+				
17- 12	0- 0	1- 3	OVERALL	1- 2	14- 4				
8- 4	0- 0	0- 1	HOME	0- 1	8- 1				
8- 6	0- 0	1- 2	AWAY	0- 1	6- 3				
1- 2	0- 0	0- 0	NEUTRAL	1- 0	0- 0				
7- 7	0- 0	0- 2	NON-CONFERENCE	1- 2	6- 2				
4- 1	0- 0	0- 0	HOME	0- 1	4- 0				
2- 5	0- 0	0- 2	AWAY	0- 1	2- 2				
1- 1	0- 0	0- 0	NEUTRAL	1- 0	0- 0				
10- 5	0- 0	1- 1	CONFERENCE	0- 0	8- 2				
4- 3	0- 0	0- 1	HOME	0- 0	4- 1				
6- 1	0- 0	1- 0	AWAY	0- 0	4- 1				
0- 1	0- 0	0- 0	NEUTRAL	0- 0	0- 0				

RPI S	Opponent	Score	RPI S	Opponent	Score	RPI S	Opponent	Score	RPI S	Opponent	Score	Team's RPI: 126
28	A Purdue	50 70	28	A Purdue	50 70	87	N Boston U.	74 62	136	N Providence	61 68	
32	A Gonzaga	70 67	32	A Gonzaga	70 67	93	H BYU	37 65	147	A San Diego	74 66	
32	H Gonzaga	49 60	32	H Gonzaga	49 60	97	A Portland St.	56 72	147	H San Diego	64 71	
48	A Montana	41 68	48	A Montana	41 68				147	N San Diego	64 74	
LAST 12 Division I GAMES:												
147	N San Diego	64 74	290	H San Francisco	79 41	237	A Gonzaga	70 67	255	H Manhattan	84 66	
307	H Santa Clara	61 53	32	A Gonzaga	70 67	237	A St. Mary's (CA)	64 63	281	A Eastern Wash.	73 66	
147	H San Diego	64 71	237	A St. Mary's (CA)	64 63	147	A San Diego	74 66	290	A San Francisco	68 50	
151	A Loyola Marymount	57 55	147	A San Diego	74 66	171	A Oregon	55 64	290	H San Francisco	79 41	
156	A Pepperdine	55 64	171	A Oregon	55 64	156	H Pepperdine	59 56	300	H Sacramento St.	63 59	
237	H St. Mary's (CA)	74 62	156	H Pepperdine	59 56	307	A Santa Clara	50 38	307	H Santa Clara	61 53	

Non-Div I Games: Seattle

51 56

Portland

Loss,
Non-Conf,
S Site,
H Home
A Away
N Neutral

Average RPI Win:	246	WON-LOST	WINNING	LAST 12	STRENGTH OF	OPP. STRENGTH	TEAM	ADJ.	CONF.	ADJ CONF.
Average RPI Loss:	109	RECORD	PCT. RANK	GAMES	SCHEDULE	OF SCHEDULE	RPI	RPI	RPI	RPI
DIV. I ONLY	21- 9	57	9- 3	162	269	100	97	25	25	
DIV. I NON-CONF.	6- 6	152	0- 0	86	179	121	120	25	25	
TOTALS	RPI 1-25	RPI 26-50	W-L RECORDS	RPI 51-100	RPI 150+					
21- 9	0- 0	1- 3	OVERALL	1- 3	18- 3					
10- 2	0- 0	1- 0	HOME	1- 0	7- 2					
10- 7	0- 0	0- 3	AWAY	0- 3	10- 1					
1- 0	0- 0	0- 0	NEUTRAL	0- 0	1- 0					
6- 6	0- 0	0- 1	NON-CONFERENCE	1- 3	4- 2					
3- 1	0- 0	0- 0	HOME	1- 0	1- 1					
3- 5	0- 0	0- 1	AWAY	0- 3	3- 1					
0- 0	0- 0	0- 0	NEUTRAL	0- 0	0- 0					
15- 3	0- 0	1- 2	CONFERENCE	0- 0	14- 1					
7- 1	0- 0	1- 0	HOME	0- 0	6- 1					
7- 2	0- 0	0- 2	AWAY	0- 0	7- 0					
1- 0	0- 0	0- 0	NEUTRAL	0- 0	1- 0					

RPI S	Opponent	Score	RPI S	Opponent	Score	RPI S	Opponent	Score	RPI S	Opponent	Score
32	A Gonzaga	61 86	48	A Montana	62 69	48	A Montana	60 70	48	H Montana	72 62
32	A Gonzaga	61 86	48	A Montana	62 69	48	A Montana	60 70	48	H Montana	72 62
70	A Oregon St.	24 58	74	A Syracuse	77 82	85	A UC Santa Barbara	61 67	93	H BYU	73 64
126	H Portland	72 56	162	H Utah Valley	92 102	213	A Binghamton	62 52	220	A Utah St.	67 57
223	A Montana St.	75 61	223	H Montana St.	90 94	223	N Montana St.	71 64	239	A Pacific	50 68
255	H Manhattan	76 61	271	A Idaho St.	70 61	271	H Idaho St.	71 61	281	A Eastern Wash.	65 55
281	H Eastern Wash.	72 60	286	A Long Beach St.	71 56	293	A Northern Ariz.	69 57	293	H Northern Ariz.	87 58
295	A Northern Colo.	89 71	295	H Northern Colo.	92 71	296	A Weber St.	76 63	296	H Weber St.	62 49
300	A Sacramento St.	74 65	300	H Sacramento St.	81 66						
LAST 12 Division I GAMES:											
48	A Montana	62 69	296	H Weber St.	62 49	271	H Idaho St.	71 61	300	A Sacramento St.	74 65
223	N Montana St.	71 64	293	A Northern Ariz.	69 57	223	H Montana St.	90 94	48	H Montana	72 62
48	A Montana	60 70	223	H Montana St.	90 94						
223	A Montana St.	75 61									
281	H Eastern Wash.	72 60									
295	A Northern Colo.	89 71									

Non-Div I Games: Seattle 86 75

Portland St.

Loss, Non-Conf, S Site, H Home A Away N Neutral

Average RPI Win:	293	WON-LOST	WINNING	LAST 12	STRENGTH OF	OPP. STRENGTH	TEAM	ADJ.	CONF.	ADJ CONF.
Average RPI Loss:	117	RECORD	PCT. RANK	GAMES	SCHEDULE	OF SCHEDULE	RPI	RPI	RPI	RPI
DIV. I ONLY	22- 10	61	12- 0	319	284	171	167	32	32	
DIV. I NON-CONF.	2- 9	299	0- 0	199	18	272	272	32	32	
TOTALS	RPI 1-25	RPI 26-50	W-L RECORDS	RPI 51-100	RPI 150+					
22- 10	0- 2	0- 2	OVERALL	0- 1	22- 4					
10- 1	0- 0	0- 0	HOME	0- 0	10- 1					
8- 5	0- 1	0- 0	AWAY	0- 1	8- 2					
4- 4	0- 1	0- 2	NEUTRAL	0- 0	4- 1					
2- 9	0- 2	0- 2	NON-CONFERENCE	0- 1	2- 3					
1- 1	0- 0	0- 0	HOME	0- 0	1- 1					
0- 4	0- 1	0- 0	AWAY	0- 1	0- 1					
1- 4	0- 1	0- 2	NEUTRAL	0- 0	1- 1					
20- 1	0- 0	0- 0	CONFERENCE	0- 0	20- 1					
9- 0	0- 0	0- 0	HOME	0- 0	9- 0					
8- 1	0- 0	0- 0	AWAY	0- 0	8- 1					
3- 0	0- 0	0- 0	NEUTRAL	0- 0	3- 0					

RPI S	Opponent	Score	RPI S	Opponent	Score	RPI S	Opponent	Score	RPI S	Opponent	Score	Team's RPI: 167
14 N	Iowa St.	59 75	28 N	Purdue	51 65	51 A	Texas Tech	55 72	121 A	Penn St.	49 80	
17 A	Rutgers	56 58	39 N	San Diego St.	53 58				197 N	Colorado St.	48 56	
									218 H	Stephen F. Austin	58 69	
									230 A	Southern U.	58 63	
									230 H	Southern U.	59 51	
									230 N	Southern U.	74 49	
									251 A	Rice	45 47	
									260 N	High Point	87 57	
									277 A	Alabama St.	78 41	
									277 H	Alabama St.	73 38	
									278 A	Ark.-Pine Bluff	83 77	
									278 H	Ark.-Pine Bluff	70 53	
									278 N	Ark.-Pine Bluff	71 60	
									284 A	Mississippi Val.	60 52	
									284 H	Mississippi Val.	74 53	
									294 A	Alabama A&M	73 57	
									294 H	Alabama A&M	73 49	
									302 H	Cal St. Northridge	78 58	
									314 A	Grambling	62 43	
									314 H	Grambling	74 42	
									314 N	Grambling	64 35	
									315 A	Texas Southern	73 57	
									315 H	Texas Southern	62 33	
									323 A	Jackson St.	58 38	
									323 H	Jackson St.	85 64	
									329 A	Alcorn St.	78 34	
LAST 12 Division I GAMES:												
230 N	Southern U.	74 49	277 A	Alabama St.	78 41							
278 N	Ark.-Pine Bluff	71 60	278 H	Ark.-Pine Bluff	70 53							
314 N	Grambling	64 35	284 H	Mississippi Val.	74 53							
230 H	Southern U.	59 51	323 A	Jackson St.	58 38							
329 H	Alcorn St.	72 44	314 A	Grambling	62 43							
294 A	Alabama A&M	73 57	315 A	Texas Southern	73 57							

Non-Div I Games: Houston Baptist 69 57

Prairie View

Loss, Non-Conf, S Site, H Home A Away N Neutral

RPI	S	Opponent	Score
329	H	Alcorn St.	72 44

P
r
a
i
r
i
e
V
i
e
w

P
r
a
i
r
i
e
V
i
e
w

Prairie View

Presbyterian

Through Games Of Sunday, March 15, 2009

Average RPI Win: 299	WON-LOST	WINNING	LAST 12	STRENGTH OF	OPP. STRENGTH	TEAM	ADJ.	CONF.	ADJ CONF.
Average RPI Loss: 222	RECORD	PCT. RANK	GAMES	SCHEDULE	OF SCHEDULE	RPI	RPI	RPI	RPI
DIV. I ONLY	2- 25	335	1- 10	326	308	339	339	31	31
DIV. I NON-CONF.	2- 23	336	1- 9	301	323	334	336	30	30
TOTALS	RPI 1-25	RPI 26-50	W-L RECORDS	RPI 51-100	RPI 150+				
2- 25	0- 0	0- 0	OVERALL	0- 3	2- 19				
2- 11	0- 0	0- 0	HOME	0- 1	2- 10				
0- 14	0- 0	0- 0	AWAY	0- 2	0- 9				
0- 0	0- 0	0- 0	NEUTRAL	0- 0	0- 0				
2- 23	0- 0	0- 0	NON-CONFERENCE	0- 3	2- 17				
2- 9	0- 0	0- 0	HOME	0- 1	2- 8				
0- 14	0- 0	0- 0	AWAY	0- 2	0- 9				
0- 0	0- 0	0- 0	NEUTRAL	0- 0	0- 0				
0- 2	0- 0	0- 0	CONFERENCE	0- 0	0- 2				
0- 2	0- 0	0- 0	HOME	0- 0	0- 2				
0- 0	0- 0	0- 0	AWAY	0- 0	0- 0				
0- 0	0- 0	0- 0	NEUTRAL	0- 0	0- 0				

RPI 1-25				RPI 26-50				RPI 51-100				RPI 101+				Team's RPI: 339	
RPI	S	Opponent	Score	RPI	S	Opponent	Score	RPI	S	Opponent	Score	RPI	S	Opponent	Score		
								61	A	Wake Forest	31	83	109	A	Clemson	35	66
								81	A	Liberty	33	71	125	A	East Carolina	28	61
								81	H	Liberty	49	59	132	A	Virginia Tech	31	64
													173	A	Army	33	66
													203	H	Ohio	37	68
													210	A	Georgia St.	42	82
													242	H	S.C. Upstate	55	63
													250	A	Winthrop	48	77
													250	H	Winthrop	35	47
													253	A	Coastal Caro.	39	56
													253	H	Coastal Caro.	39	55
													260	A	High Point	33	75
													260	H	High Point	52	64
													262	A	Radford	35	57
													262	H	Radford	36	75
													264	A	Gardner-Webb	48	56
													264	H	Gardner-Webb	62	53
													288	H	Stetson	63	67
													297	A	UNC Asheville	36	62
													297	H	UNC Asheville	58	67
													303	A	Charleston So.	48	61
													303	H	Charleston So.	47	50
													325	H	Longwood	35	50
													333	H	Colgate	62	50
LAST 12 Division I GAMES:																	
253	H	Coastal Caro.	39	55	325	H	Longwood	35	50								
303	H	Charleston So.	47	50	297	H	UNC Asheville	58	67								
81	A	Liberty	33	71	250	A	Winthrop	48	77								
262	A	Radford	35	57	253	A	Coastal Caro.	39	56								
260	H	High Point	52	64	303	A	Charleston So.	48	61								
264	H	Gardner-Webb	62	53	264	A	Gardner-Webb	48	56								

Non-Div I Games: Montreat 57 45 Allen 77 42

Presbyterian

Loss, Non-Conf, S Site, H Home A Away N Neutral

Average RPI Win:	271	WON-LOST	WINNING	LAST 12	STRENGTH OF	OPP. STRENGTH	TEAM	ADJ.	CONF.	ADJ CONF.
Average RPI Loss:	119	RECORD	PCT. RANK	GAMES	SCHEDULE	OF SCHEDULE	RPI	RPI	RPI	RPI
DIV. I ONLY	14- 14	167	8- 4	217	212	191	191	27	26	
DIV. I NON-CONF.	5- 9	233	0- 0	140	109	204	200	24	24	
TOTALS	RPI 1-25	RPI 26-50	W-L RECORDS	RPI 51-100	RPI 150+					
14- 14	0- 1	0- 1	OVERALL	0- 4	14- 2					
8- 4	0- 0	0- 0	HOME	0- 1	8- 1					
6- 9	0- 1	0- 1	AWAY	0- 3	6- 1					
0- 1	0- 0	0- 0	NEUTRAL	0- 0	0- 0					
5- 9	0- 1	0- 1	NON-CONFERENCE	0- 4	5- 1					
4- 1	0- 0	0- 0	HOME	0- 1	4- 0					
1- 7	0- 1	0- 1	AWAY	0- 3	1- 1					
0- 1	0- 0	0- 0	NEUTRAL	0- 0	0- 0					
9- 5	0- 0	0- 0	CONFERENCE	0- 0	9- 1					
4- 3	0- 0	0- 0	HOME	0- 0	4- 1					
5- 2	0- 0	0- 0	AWAY	0- 0	5- 0					
0- 0	0- 0	0- 0	NEUTRAL	0- 0	0- 0					

RPI 1-25				RPI 26-50				RPI 51-100				RPI 101+ Team's RPI: 191			
RPI	S	Opponent	Score	RPI	S	Opponent	Score	RPI	S	Opponent	Score	RPI	S	Opponent	Score
17	A	Rutgers	35 83	27	A	California	53 75	74	A	Syracuse	61 70	127	A	American	44 59
								80	A	George Washington	56 77	129	A	Dartmouth	42 43
								82	H	Sacred Heart	56 64	129	H	Dartmouth	67 71
								86	A	Lehigh	43 63	134	N	St. Louis	51 53
												140	A	Harvard	50 54
												140	H	Harvard	73 82
												161	H	Monmouth	52 41
												238	A	Lafayette	64 66
												257	A	Cornell	75 56
												257	H	Cornell	76 55
												258	A	Columbia	69 59
												258	H	Columbia	68 63
												265	A	Fordham	69 57
												266	A	Yale	61 53
												266	H	Yale	54 56
												275	A	Penn	72 55
												275	H	Penn	64 49
												279	H	Rider	68 54
												282	H	Fairleigh Dickinson	62 47
												309	H	Stony Brook	88 41
												326	A	Brown	61 38
												326	H	Brown	66 41
LAST 12 Division I GAMES:															
275	A	Penn	72 55	140	A	Harvard	50 54								
257	H	Cornell	76 55	326	H	Brown	66 41								
258	H	Columbia	68 63	266	H	Yale	54 56								
266	A	Yale	61 53	258	A	Columbia	69 59								
326	A	Brown	61 38	257	A	Cornell	75 56								
129	A	Dartmouth	42 43	140	H	Harvard	73 82								

Non-Div I Games:

Princeton

■ Loss,
■ Non-Conf,
■ S Site,
■ H Home
■ A Away
N Neutral

Average RPI Win:	157	WON-LOST	WINNING	LAST 12	STRENGTH OF	OPP. STRENGTH	TEAM	ADJ.	CONF.	ADJ CONF.
Average RPI Loss:	66	RECORD	PCT. RANK	GAMES	SCHEDULE	OF SCHEDULE	RPI	RPI	RPI	RPI
DIV. I ONLY	10- 20	256	3- 9	34	47	141	136	3	3	
DIV. I NON-CONF.	6- 7	182	0- 0	115	132	158	157	4	4	
TOTALS	RPI 1-25	RPI 26-50	W-L RECORDS	RPI 51-100	RPI 150+					
10- 20	1- 5	0- 5	OVERALL	2- 6	4- 2					
4- 8	1- 4	0- 2	HOME	1- 1	1- 1					
4- 11	0- 1	0- 3	AWAY	1- 4	2- 1					
2- 1	0- 0	0- 0	NEUTRAL	0- 1	1- 0					
6- 7	0- 1	0- 1	NON-CONFERENCE	0- 1	4- 2					
2- 2	0- 1	0- 0	HOME	0- 0	1- 1					
2- 5	0- 0	0- 1	AWAY	0- 1	2- 1					
2- 0	0- 0	0- 0	NEUTRAL	0- 0	1- 0					
4- 13	1- 4	0- 4	CONFERENCE	2- 5	0- 0					
2- 6	1- 3	0- 2	HOME	1- 1	0- 0					
2- 6	0- 1	0- 2	AWAY	1- 3	0- 0					
0- 1	0- 0	0- 0	NEUTRAL	0- 1	0- 0					

RPI	S	Opponent	Score	RPI	S	Opponent	Score	RPI	S	Opponent	Score	RPI	S	Opponent	Score	Team's RPI: 136
1	H	Connecticut	39 75	31	A	DePaul	64 87	58	H	Marquette	51 49	107	A	Seton Hall	59 51	
4	H	Louisville	49 81	35	A	Villanova	48 64	67	A	Hartford	50 69	115	A	Vermont	67 73	
5	H	Duke	49 66	35	H	Villanova	54 57	71	A	St. John's (NY)	52 57	124	A	Tulane	46 68	
15	H	Notre Dame	56 65	37	A	Iowa	46 64	74	A	Syracuse	72 78	126	N	Portland	68 61	
16	H	Pittsburgh	77 69	45	H	South Fla.	62 86	77	H	Georgetown	55 57	140	H	Harvard	70 58	
17	A	Rutgers	42 55					96	A	Cincinnati	82 71	157	A	Quinnipiac	69 78	
								98	A	West Virginia	50 59	217	A	Massachusetts	75 63	
								98	N	West Virginia	48 53	219	H	Rhode Island	49 55	
												240	N	Southeast Mo. St.	67 59	
												248	A	Buffalo	67 63	
												326	H	Brown	62 39	
LAST 12 Division I GAMES:																
		98 N West Virginia	48 53			77 H Georgetown	55 57									
		74 A Syracuse	72 78			98 A West Virginia	50 59									
		15 H Notre Dame	56 65			96 A Cincinnati	82 71									
		58 H Marquette	51 49			4 H Louisville	49 81									
		17 A Rutgers	42 55			35 A Villanova	48 64									
		1 H Connecticut	39 75			107 A Seton Hall	59 51									

Non-Div I Games:

Providence

■ Loss,
■ Non-Conf,
■ S Site,
■ H Home
■ A Away
N Neutral

Average RPI Win: 115		WON-LOST	WINNING	LAST 12	STRENGTH OF		OPP. STRENGTH	TEAM	ADJ.	CONF.	ADJ CONF.
Average RPI Loss: 37		RECORD	PCT. RANK	GAMES	SCHEDULE		OF SCHEDULE	RPI	RPI	RPI	RPI
DIV. I ONLY		22- 10	61	9- 3	21		38	25	28	5	5
DIV. I NON-CONF.		7- 4	99	0- 0	8		50	24	25	2	2
<hr/>											
TOTALS	RPI 1-25	RPI 26-50		W-L RECORDS		RPI 51-100		RPI 150+			
22- 10	1- 6	2- 2		OVERALL		7- 1		6- 0			
12- 3	1- 2	1- 1		HOME		3- 0		3- 0			
7- 5	0- 2	1- 1		AWAY		2- 1		2- 0			
3- 2	0- 2	0- 0		NEUTRAL		2- 0		1- 0			
7- 4	1- 3	0- 0		NON-CONFERENCE		1- 0		4- 0			
5- 1	1- 1	0- 0		HOME		1- 0		2- 0			
1- 2	0- 1	0- 0		AWAY		0- 0		1- 0			
1- 1	0- 1	0- 0		NEUTRAL		0- 0		1- 0			
15- 6	0- 3	2- 2		CONFERENCE		6- 1		2- 0			
7- 2	0- 1	1- 1		HOME		2- 0		1- 0			
6- 3	0- 1	1- 1		AWAY		2- 1		1- 0			
2- 1	0- 1	0- 0		NEUTRAL		2- 0		0- 0			

RPI S	Opponent	Score	RPI S	Opponent	Score	Team's RPI: 28	RPI S	Opponent	Score	RPI S	Opponent	Score
2	H Maryland	59 70	37	A Iowa	69 60		52	A Minnesota	55 40	118	A Illinois	53 42
10	N Stanford	70 78	37	H Iowa	60 49		52	H Minnesota	56 43	118	H Illinois	68 50
13	A Ohio St.	47 59	50	A Michigan St.	55 57		55	A Indiana	57 71	121	A Penn St.	69 51
13	H Ohio St.	60 71	50	H Michigan St.	62 68		55	N Indiana	68 64	121	H Penn St.	59 48
13	N Ohio St.	66 67					59	A Wisconsin	52 51	126	H Portland	70 50
15	A Notre Dame	51 62					59	H Wisconsin	66 49	142	H Michigan	70 53
18	H Texas	66 55					59	N Wisconsin	70 56	145	A Valparaiso	60 71
							66	H Oakland	68 40	167	N Prairie View	65 51
										175	H Iona	82 65
										198	H IUPUI	80 44
										235	A Northwestern	67 57
										235	H Northwestern	70 44
										287	A Hawaii	90 74
LAST 12 Division I GAMES:												
13	N Ohio St.	66 67	118	H Illinois	68 50							
59	N Wisconsin	70 56	52	A Minnesota	55 40							
55	N Indiana	68 64	59	H Wisconsin	66 49							
50	A Michigan St.	55 57	13	A Ohio St.	47 59							
142	H Michigan	70 53	235	H Northwestern	70 44							
121	A Penn St.	69 51	59	A Wisconsin	52 51							

Non-Div I Games:

Purdue

■ Loss,
■ Non-Conf, S Site,
■ Home
■ Away
N Neutral

Quinnipiac

Through Games Of Sunday, March 15, 2009

Average RPI Win:	235	WON-LOST	WINNING	LAST 12	STRENGTH OF	OPP. STRENGTH	TEAM	ADJ.	CONF.	ADJ CONF.
Average RPI Loss:	167	RECORD	PCT. RANK	GAMES	SCHEDULE	OF SCHEDULE	RPI	RPI	RPI	RPI
DIV. I ONLY	18- 11	95	6- 6	236	254	154	157	26	27	
DIV. I NON-CONF.	7- 3	76	1- 0	208	140	101	103	28	28	
TOTALS	RPI 1-25	RPI 26-50	W-L RECORDS	RPI 51-100	RPI 150+					
18- 11	0- 1	0- 1	OVERALL	1- 2	15- 7					
10- 3	0- 0	0- 0	HOME	1- 1	8- 2					
8- 6	0- 1	0- 0	AWAY	0- 1	7- 4					
0- 2	0- 0	0- 1	NEUTRAL	0- 0	0- 1					
7- 3	0- 1	0- 1	NON-CONFERENCE	1- 0	4- 1					
4- 0	0- 0	0- 0	HOME	1- 0	2- 0					
3- 2	0- 1	0- 0	AWAY	0- 0	2- 1					
0- 1	0- 0	0- 1	NEUTRAL	0- 0	0- 0					
11- 8	0- 0	0- 0	CONFERENCE	0- 2	11- 6					
6- 3	0- 0	0- 0	HOME	0- 1	6- 2					
5- 4	0- 0	0- 0	AWAY	0- 1	5- 3					
0- 1	0- 0	0- 0	NEUTRAL	0- 0	0- 1					

RPI 1-25				RPI 26-50				RPI 51-100				RPI 101+ Team's RPI: 157			
RPI	S	Opponent	Score	RPI	S	Opponent	Score	RPI	S	Opponent	Score	RPI	S	Opponent	Score
5	A	Duke	50 78	50	N	Michigan St.	48 81	67	H	Hartford	73 61	115	A	Vermont	72 53
								82	A	Sacred Heart	56 72	136	H	Providence	78 69
								82	H	Sacred Heart	57 69	161	A	Monmouth	48 60
												161	H	Monmouth	57 52
												161	N	Monmouth	67 69
												174	H	Delaware	50 41
												193	A	St. Francis (PA)	59 70
												193	H	St. Francis (PA)	77 66
												215	A	Central Conn. St.	63 57
												215	H	Central Conn. St.	79 68
												236	A	Robert Morris	74 57
												236	H	Robert Morris	51 49
												244	H	Mt. St. Mary's	64 70
												266	A	Yale	73 77
												282	A	Fairleigh Dickinson	66 80
												282	H	Fairleigh Dickinson	74 53
												301	H	Bryant	66 49
												306	A	Long Island	76 59
												306	H	Long Island	49 52
												309	A	Stony Brook	59 45
												312	A	Wagner	78 52
												312	H	Wagner	77 65
												326	A	Brown	79 62
												335	A	St. Francis (NY)	60 45
LAST 12 Division I GAMES:															
				161	N	Monmouth	67 69	236	A	Robert Morris	74 57				
				312	H	Wagner	77 65	82	A	Sacred Heart	56 72				
				215	H	Central Conn. St.	79 68	301	H	Bryant	66 49				
				282	H	Fairleigh Dickinson	74 53	244	H	Mt. St. Mary's	64 70				
				306	A	Long Island	76 59	306	H	Long Island	49 52				
				193	A	St. Francis (PA)	59 70	82	H	Sacred Heart	57 69				

Non-Div I Games:

Quinnipiac

Loss, Non-Conf, S Site, H Home A Away N Neutral

Average RPI Win:	284	WON-LOST	WINNING	LAST 12	STRENGTH OF	OPP. STRENGTH	TEAM	ADJ.	CONF.	ADJ CONF.
Average RPI Loss:	169	RECORD	PCT. RANK	GAMES	SCHEDULE	OF SCHEDULE	RPI	RPI	RPI	RPI
DIV. I ONLY	9- 18	256	6- 6	207	300	265	262	29	29	
DIV. I NON-CONF.	2- 10	308	1- 0	183	194	296	290	29	29	
TOTALS	RPI 1-25	RPI 26-50	W-L RECORDS	RPI 51-100	RPI 150+					
9- 18	0- 1	0- 1	OVERALL	0- 4	9- 9					
6- 4	0- 0	0- 1	HOME	0- 1	6- 1					
3- 11	0- 1	0- 0	AWAY	0- 2	3- 6					
0- 3	0- 0	0- 0	NEUTRAL	0- 1	0- 2					
2- 10	0- 1	0- 1	NON-CONFERENCE	0- 2	2- 3					
1- 2	0- 0	0- 1	HOME	0- 0	1- 0					
1- 6	0- 1	0- 0	AWAY	0- 1	1- 2					
0- 2	0- 0	0- 0	NEUTRAL	0- 1	0- 1					
7- 8	0- 0	0- 0	CONFERENCE	0- 2	7- 6					
5- 2	0- 0	0- 0	HOME	0- 1	5- 1					
2- 5	0- 0	0- 0	AWAY	0- 1	2- 4					
0- 1	0- 0	0- 0	NEUTRAL	0- 0	0- 1					

RPI 1-25				RPI 26-50				RPI 51-100				RPI 101+ Team's RPI: 262			
RPI	S	Opponent	Score	RPI	S	Opponent	Score	RPI	S	Opponent	Score	RPI	S	Opponent	Score
25	A	Vanderbilt	41 78	33	H	VCU	51 74	55	N	Indiana	47 74	116	A	Towson	53 59
								57	A	James Madison	61 85	127	H	American	45 68
								81	A	Liberty	38 80	132	A	Virginia Tech	54 78
								81	H	Liberty	61 80	228	A	Navy	44 61
												233	N	La Salle	52 65
												244	A	Mt. St. Mary's	46 53
												250	A	Winthrop	54 50
												250	H	Winthrop	49 63
												253	A	Coastal Caro.	67 59
												253	H	Coastal Caro.	65 56
												260	A	High Point	55 65
												260	H	High Point	76 60
												264	A	Gardner-Webb	53 55
												264	H	Gardner-Webb	82 74
												264	N	Gardner-Webb	50 61
												297	A	UNC Asheville	50 52
												297	H	UNC Asheville	53 48
												303	A	Charleston So.	63 80
												303	H	Charleston So.	76 67
												339	A	Presbyterian	75 36
												339	H	Presbyterian	57 35
LAST 12 Division I GAMES:															
264	N	Gardner-Webb	50 61	260	H	High Point	76 60								
81	H	Liberty	61 80	250	H	Winthrop	49 63								
297	H	UNC Asheville	53 48	264	A	Gardner-Webb	53 55								
339	H	Presbyterian	57 35	81	A	Liberty	38 80								
253	A	Coastal Caro.	67 59	303	H	Charleston So.	76 67								
303	A	Charleston So.	63 80	253	H	Coastal Caro.	65 56								

Non-Div I Games: Southern Va. 78 58

Radford

Rhode Island

Through Games Of Sunday, March 15, 2009

Average RPI Win:	209	WON-LOST	WINNING	LAST 12	STRENGTH OF	OPP. STRENGTH	TEAM	ADJ.	CONF.	ADJ CONF.
Average RPI Loss:	120	RECORD	PCT. RANK	GAMES	SCHEDULE	OF SCHEDULE	RPI	RPI	RPI	RPI
DIV. I ONLY	10- 21	269	2- 10	106	106	215	219	7	7	
DIV. I NON-CONF.	7- 8	178	0- 0	172	273	184	188	7	7	
TOTALS	RPI 1-25	RPI 26-50	W-L RECORDS	RPI 51-100	RPI 150+					
10- 21	0- 3	0- 3	OVERALL	2- 5	7- 6					
3- 11	0- 0	0- 2	HOME	0- 2	3- 4					
5- 8	0- 3	0- 0	AWAY	1- 3	3- 1					
2- 2	0- 0	0- 1	NEUTRAL	1- 0	1- 1					
7- 8	0- 1	0- 0	NON-CONFERENCE	1- 1	5- 4					
2- 5	0- 0	0- 0	HOME	0- 1	2- 3					
4- 2	0- 1	0- 0	AWAY	1- 0	2- 0					
1- 1	0- 0	0- 0	NEUTRAL	0- 0	1- 1					
3- 13	0- 2	0- 3	CONFERENCE	1- 4	2- 2					
1- 6	0- 0	0- 2	HOME	0- 1	1- 1					
1- 6	0- 2	0- 0	AWAY	0- 3	1- 1					
1- 1	0- 0	0- 1	NEUTRAL	1- 0	0- 0					

RPI 1-25				RPI 26-50				RPI 51-100				RPI 101+ Team's RPI: 219			
RPI	S	Opponent	Score	RPI	S	Opponent	Score	RPI	S	Opponent	Score	RPI	S	Opponent	Score
1	A	Connecticut	43 91	38	H	Charlotte	39 60	68	A	St. Bonaventure	48 54	106	H	Canisius	67 68
23	A	Xavier	29 69	43	H	Richmond	54 59	76	H	Dayton	36 46	127	A	American	58 77
24	A	Temple	48 95	43	N	Richmond	48 64	80	A	George Washington	48 55	134	H	St. Louis	43 63
								80	N	George Washington	62 58	136	A	Providence	55 49
								82	A	Sacred Heart	62 50	143	H	St. Joseph's	61 69
								87	H	Boston U.	45 50	187	H	Holy Cross	60 53
								89	A	Duquesne	54 71	195	A	Siena	66 60
												195	H	Northeastern	53 56
												215	H	Central Conn. St.	58 66
												217	A	Massachusetts	52 58
												217	H	Massachusetts	53 70
												233	A	La Salle	54 48
												265	H	Fordham	49 46
												276	N	A&M-Corpus Christi	67 75
												284	N	Mississippi Val.	63 46
												301	H	Bryant	64 57
												317	H	Albany (NY)	59 69
												326	A	Brown	75 59
LAST 12 Division I GAMES:															
43	N	Richmond	48 64	43	H	Richmond	54 59								
80	N	George Washington	62 58	68	A	St. Bonaventure	48 54								
89	A	Duquesne	54 71	80	A	George Washington	48 55								
76	H	Dayton	36 46	217	H	Massachusetts	53 70								
217	A	Massachusetts	52 58	143	H	St. Joseph's	61 69								
134	H	St. Louis	43 63	233	A	La Salle	54 48								

Non-Div I Games:

Rhode Island

■ Loss,
 ■ Non-Conf,
 ■ S Site,
 ■ H Home
 ■ A Away
 N Neutral

Average RPI Win: 220	WON-LOST	WINNING	LAST 12	STRENGTH OF	OPP. STRENGTH	TEAM	ADJ.	CONF.	ADJ CONF.
Average RPI Loss: 129	RECORD	PCT. RANK	GAMES	SCHEDULE	OF SCHEDULE	RPI	RPI	RPI	RPI
DIV. I ONLY	7- 23	306	2- 10	116	141	258	251	11	11
DIV. I NON-CONF.	5- 8	213	0- 0	96	177	178	175	11	11
TOTALS	RPI 1-25	RPI 26-50	W-L RECORDS	RPI 51-100	RPI 150+				
7- 23	0- 1	0- 0	OVERALL	1- 5	5- 8				
6- 9	0- 1	0- 0	HOME	1- 2	4- 3				
0- 13	0- 0	0- 0	AWAY	0- 3	0- 5				
1- 1	0- 0	0- 0	NEUTRAL	0- 0	1- 0				
5- 8	0- 1	0- 0	NON-CONFERENCE	1- 3	4- 2				
4- 3	0- 1	0- 0	HOME	1- 1	3- 0				
0- 5	0- 0	0- 0	AWAY	0- 2	0- 2				
1- 0	0- 0	0- 0	NEUTRAL	0- 0	1- 0				
2- 15	0- 0	0- 0	CONFERENCE	0- 2	1- 6				
2- 6	0- 0	0- 0	HOME	0- 1	1- 3				
0- 8	0- 0	0- 0	AWAY	0- 1	0- 3				
0- 1	0- 0	0- 0	NEUTRAL	0- 0	0- 0				

RPI 1-25				RPI 26-50				RPI 51-100				RPI 101+ Team's RPI: 251			
RPI	S	Opponent	Score	RPI	S	Opponent	Score	RPI	S	Opponent	Score	RPI	S	Opponent	Score
6	H	Baylor	58 83					62	H	UCLA	64 82	101	A	UTSA	50 81
								73	A	UALR	53 56	111	A	Houston	50 70
								80	H	George Washington	78 68	111	H	Houston	56 66
								84	A	SMU	52 68	112	H	Texas-Arlington	72 77
								84	H	SMU	41 63	117	A	UCF	52 77
								90	A	Mississippi	48 81	117	N	UCF	64 66
												124	A	Tulane	63 91
												124	H	Tulane	62 54
												125	A	East Carolina	54 79
												135	H	Southern Miss.	50 65
												154	A	Marshall	51 61
												155	A	Hofstra	58 68
												160	A	UTEP	60 76
												160	H	UTEP	57 69
												167	H	Prairie View	47 45
												200	H	Memphis	69 72
												204	H	UAB	68 69
												238	A	Lafayette	76 79
												252	A	Tulsa	60 71
												252	H	Tulsa	62 56
												274	H	Furman	66 62
												302	H	Cal St. Northridge	76 55
												338	N	Tenn.-Martin	66 57
LAST 12 Division I GAMES:															
117	N	UCF	64 66	160	H	UTEP	57 69								
154	A	Marshall	51 61	111	A	Houston	50 70								
125	A	East Carolina	54 79	111	H	Houston	56 66								
84	H	SMU	41 63	84	A	SMU	52 68								
252	H	Tulsa	62 56	252	A	Tulsa	60 71								
124	H	Tulane	62 54	135	H	Southern Miss.	50 65								

Non-Div I Games:

Rice

■ Loss,
 ■ Non-Conf,
 ■ S Site,
 ■ H Home
 ■ A Away
 N Neutral

RICHMOND				THROUGH GAMES OF SUNDAY, MARCH 13, 1965						
Average RPI Win:	161	WON-LOST	WINNING	LAST 12	STRENGTH OF	OPP. STRENGTH	TEAM	ADJ.	CONF.	ADJ CONF.
Average RPI Loss:	58	RECORD	PCT. RANK	GAMES	SCHEDULE	OF SCHEDULE	RPI	RPI	RPI	RPI
DIV. I ONLY	23- 9	48	7- 5	63	87	43	43	7	7	
DIV. I NON-CONF.	12- 3	42	0- 0	58	121	30	30	7	7	
<hr/>										
TOTALS	RPI 1-25	RPI 26-50		W-L RECORDS		RPI 51-100		RPI 150+		
23- 9	0- 3	1- 3		OVERALL		8- 1		13- 0		
9- 4	0- 2	1- 1		HOME		4- 0		3- 0		
10- 4	0- 1	0- 1		AWAY		3- 1		7- 0		
4- 1	0- 0	0- 1		NEUTRAL		1- 0		3- 0		
12- 3	0- 1	1- 1		NON-CONFERENCE		3- 0		8- 0		
4- 2	0- 1	1- 0		HOME		1- 0		2- 0		
6- 0	0- 0	0- 0		AWAY		2- 0		4- 0		
2- 1	0- 0	0- 1		NEUTRAL		0- 0		2- 0		
11- 6	0- 2	0- 2		CONFERENCE		5- 1		5- 0		
5- 2	0- 1	0- 1		HOME		3- 0		1- 0		
4- 4	0- 1	0- 1		AWAY		1- 1		3- 0		
2- 0	0- 0	0- 0		NEUTRAL		1- 0		1- 0		

RPI 1-25				RPI 26-50				Team's RPI: 43	RPI 51-100				RPI 101+			
RPI	S	Opponent	Score	RPI	S	Opponent	Score		RPI	S	Opponent	Score	RPI	S	Opponent	Score
2	H	Maryland	65 83	33	H	VCU	56 48		61	H	Wake Forest	45 33	116	H	Towson	48 56
23	H	Xavier	55 68	38	A	Charlotte	54 59		63	A	Drexel	73 60	134	H	St. Louis	66 58
24	A	Temple	52 65	38	H	Charlotte	55 62		68	H	St. Bonaventure	71 64	143	A	St. Joseph's	42 70
				47	N	Ball St.	71 77		76	H	Dayton	60 51	154	A	Marshall	74 49
									76	N	Dayton	54 48	165	H	Kennesaw St.	79 62
									80	A	George Washington	55 49	170	H	William & Mary	63 47
									80	H	George Washington	66 65	177	N	Troy	53 48
									89	A	Duquesne	55 59	178	N	Belmont	65 52
									92	A	Chattanooga	64 46	217	H	Massachusetts	82 68
													219	A	Rhode Island	59 54
													219	N	Rhode Island	64 48
													233	A	La Salle	67 48
													265	A	Fordham	62 44
													298	A	George Mason	75 46
													317	A	Albany (NY)	62 48
													325	A	Longwood	72 47
LAST 12 Division I GAMES:																
				38	A	Charlotte	54 59		76	H	Dayton	60 51				
				76	N	Dayton	54 48		219	A	Rhode Island	59 54				
				219	N	Rhode Island	64 48		23	H	Xavier	55 68				
				134	H	St. Louis	66 58		80	A	George Washington	55 49				
				265	A	Fordham	62 44		89	A	Duquesne	55 59				
				24	A	Temple	52 65		38	H	Charlotte	55 62				

Non-Div I Games:

Richmond

■ Loss,
 ■ Non-Conf, S Site,
 ■ Home
 ■ Away
 N Neutral

Average RPI Win: 243	WON-LOST	WINNING	LAST 12	STRENGTH OF	OPP. STRENGTH	TEAM	ADJ.	CONF.	ADJ CONF.
Average RPI Loss: 182	RECORD	PCT. RANK	GAMES	SCHEDULE	OF SCHEDULE	RPI	RPI	RPI	RPI
DIV. I ONLY	10- 20	256	4- 8	280	216	278	279	16	16
DIV. I NON-CONF.	3- 8	268	0- 0	285	312	307	307	16	16
TOTALS	RPI 1-25	RPI 26-50	W-L RECORDS	RPI 51-100	RPI 150+				
10- 20	0- 1	0- 2	OVERALL	0- 0	9- 15				
4- 9	0- 0	0- 1	HOME	0- 0	4- 7				
6- 9	0- 1	0- 1	AWAY	0- 0	5- 6				
0- 2	0- 0	0- 0	NEUTRAL	0- 0	0- 2				
3- 8	0- 1	0- 0	NON-CONFERENCE	0- 0	3- 6				
2- 2	0- 0	0- 0	HOME	0- 0	2- 2				
1- 5	0- 1	0- 0	AWAY	0- 0	1- 3				
0- 1	0- 0	0- 0	NEUTRAL	0- 0	0- 1				
7- 12	0- 0	0- 2	CONFERENCE	0- 0	6- 9				
2- 7	0- 0	0- 1	HOME	0- 0	2- 5				
5- 4	0- 0	0- 1	AWAY	0- 0	4- 3				
0- 1	0- 0	0- 0	NEUTRAL	0- 0	0- 1				

RPI 1-25				RPI 26-50				RPI 51-100				RPI 101+ Team's RPI: 279			
RPI	S	Opponent	Score	RPI	S	Opponent	Score	RPI	S	Opponent	Score	RPI	S	Opponent	Score
19	A	Virginia	38 83	34	A	Marist	56 81					106	A	Canisius	56 55
				34	H	Marist	45 69					106	H	Canisius	59 71
												107	A	Seton Hall	48 64
												161	A	Monmouth	48 50
												166	A	Fairfield	51 46
												166	H	Fairfield	65 67
												175	A	Iona	61 58
												175	H	Iona	81 92
												191	A	Princeton	54 68
												195	A	Siena	54 58
												195	H	Siena	56 70
												222	A	St. Peter's	63 74
												222	H	St. Peter's	59 69
												228	H	Navy	64 71
												232	A	Loyola (MD)	78 86
												232	H	Loyola (MD)	62 47
												233	A	La Salle	47 63
												243	N	UMBC	55 76
												255	A	Manhattan	76 66
												255	H	Manhattan	55 71
												275	H	Penn	76 63
												282	A	Fairleigh Dickinson	65 64
												305	A	Niagara	72 59
												305	H	Niagara	56 40
												305	N	Niagara	67 71
												311	H	Tex.-Pan American	52 57
LAST 12 Division I GAMES:															
				305	N	Niagara	67 71					222	A	St. Peter's	63 74
				34	A	Marist	56 81					166	H	Fairfield	65 67
				166	A	Fairfield	51 46					106	A	Canisius	56 55
				222	H	St. Peter's	59 69					305	A	Niagara	72 59
				305	H	Niagara	56 40					195	H	Siena	56 70
				255	H	Manhattan	55 71					106	H	Canisius	59 71

Non-Div I Games:

Rider

■ Loss,
 ■ Non-Conf,
 ■ S Site,
 ■ H Home
 ■ A Away
 N Neutral

RPI	S	Opponent	Score
333	H	Colgate	68 56

R
i
d
e
r

R
i
d
e
r

Rider

Average RPI Win:	265	WON-LOST	WINNING	LAST 12	STRENGTH OF	OPP. STRENGTH	TEAM	ADJ.	CONF.	ADJ CONF.
Average RPI Loss:	160	RECORD	PCT. RANK	GAMES	SCHEDULE	OF SCHEDULE	RPI	RPI	RPI	RPI
DIV. I ONLY	13- 18	214	4- 8	196	290	233	236	26	27	
DIV. I NON-CONF.	4- 8	235	2- 0	143	288	227	228	28	28	
TOTALS	RPI 1-25	RPI 26-50	W-L RECORDS	RPI 51-100	RPI 150+					
13- 18	0- 1	0- 1	OVERALL	0- 4	13- 11					
10- 4	0- 0	0- 0	HOME	0- 2	10- 2					
3- 12	0- 1	0- 1	AWAY	0- 1	3- 8					
0- 2	0- 0	0- 0	NEUTRAL	0- 1	0- 1					
4- 8	0- 1	0- 1	NON-CONFERENCE	0- 2	4- 3					
4- 1	0- 0	0- 0	HOME	0- 1	4- 0					
0- 6	0- 1	0- 1	AWAY	0- 0	0- 3					
0- 1	0- 0	0- 0	NEUTRAL	0- 1	0- 0					
9- 10	0- 0	0- 0	CONFERENCE	0- 2	9- 8					
6- 3	0- 0	0- 0	HOME	0- 1	6- 2					
3- 6	0- 0	0- 0	AWAY	0- 1	3- 5					
0- 1	0- 0	0- 0	NEUTRAL	0- 0	0- 1					

RPI 1-25				RPI 26-50				RPI 51-100				RPI 101+ Team's RPI: 236			
RPI	S	Opponent	Score	RPI	S	Opponent	Score	RPI	S	Opponent	Score	RPI	S	Opponent	Score
23	A	Xavier	49 79	47	A	Ball St.	81 85	53	N	Illinois St.	82 94	137	A	Kent St.	60 76
								82	A	Sacred Heart	70 83	157	A	Quinnipiac	49 51
								82	H	Sacred Heart	60 61	157	H	Quinnipiac	57 74
								89	H	Duquesne	59 63	161	A	Monmouth	69 77
												161	H	Monmouth	61 55
												181	H	Wright St.	65 57
												188	A	Coppin St.	52 62
												193	A	St. Francis (PA)	58 74
												193	H	St. Francis (PA)	79 59
												193	N	St. Francis (PA)	60 72
												201	A	Akron	75 82
												215	A	Central Conn. St.	63 76
												215	H	Central Conn. St.	66 51
												244	A	Mt. St. Mary's	60 46
												244	H	Mt. St. Mary's	56 57
												282	A	Fairleigh Dickinson	62 57
												289	H	N.C. Central	60 55
												301	H	Bryant	91 80
												306	H	Long Island	57 43
												308	H	Howard	64 54
												312	A	Wagner	61 49
												312	H	Wagner	67 45
												322	A	Maine	52 54
												335	A	St. Francis (NY)	60 61
												335	H	St. Francis (NY)	73 47
LAST 12 Division I GAMES:															
193	N	St. Francis (PA)	60 72	82	H	Sacred Heart	60 61	335	A	St. Francis (NY)	60 61				
193	A	St. Francis (PA)	58 74	215	A	Central Conn. St.	63 76	301	H	Bryant	91 80				
244	H	Mt. St. Mary's	56 57	161	A	Monmouth	69 77	161	H	Monmouth	61 55				
312	A	Wagner	61 49	289	H	N.C. Central	60 55								
157	H	Quinnipiac	57 74												

Non-Div I Games:

Robert Morris

■ Loss,
■ Non-Conf,
■ S Site,
■ H Home
■ A Away
N Neutral

Average RPI Win:	104	WON-LOST	WINNING	LAST 12	STRENGTH OF	OPP. STRENGTH	TEAM	ADJ.	CONF.	ADJ CONF.
Average RPI Loss:	19	RECORD	PCT. RANK	GAMES	SCHEDULE	OF SCHEDULE	RPI	RPI	RPI	RPI
DIV. I ONLY	18- 12	106	6- 5	4	9	17	17	3	3	
DIV. I NON-CONF.	8- 4	85	0- 1	9	10	17	18	4	4	
TOTALS	RPI 1-25	RPI 26-50	W-L RECORDS	RPI 51-100	RPI 150+					
18- 12	2- 8	1- 3	OVERALL	7- 1	4- 0					
11- 4	0- 3	0- 1	HOME	6- 0	3- 0					
5- 7	2- 4	1- 2	AWAY	1- 1	0- 0					
2- 1	0- 1	0- 0	NEUTRAL	0- 0	1- 0					
8- 4	1- 3	0- 1	NON-CONFERENCE	2- 0	4- 0					
6- 1	0- 1	0- 0	HOME	2- 0	3- 0					
1- 3	1- 2	0- 1	AWAY	0- 0	0- 0					
1- 0	0- 0	0- 0	NEUTRAL	0- 0	1- 0					
10- 8	1- 5	1- 2	CONFERENCE	5- 1	0- 0					
5- 3	0- 2	0- 1	HOME	4- 0	0- 0					
4- 4	1- 2	1- 1	AWAY	1- 1	0- 0					
1- 1	0- 1	0- 0	NEUTRAL	0- 0	0- 0					

RPI	S	Opponent	Score
1	A	Connecticut	56 75
1	H	Connecticut	59 69
2	A	Maryland	47 67
4	A	Louisville	59 64
4	N	Louisville	82 87
9	H	Tennessee	51 55
10	A	Stanford	47 81
15	A	Notre Dame	78 68
16	H	Pittsburgh	53 61
24	A	Temple	64 60

RPI	S	Opponent	Score
27	A	California	52 66
31	A	DePaul	58 60
35	A	Villanova	60 51
45	H	South Fla.	56 59

RPI	S	Opponent	Score
56	H	Georgia	45 34
58	H	Marquette	76 53
71	A	St. John's (NY)	65 48
74	A	Syracuse	54 68
77	H	Georgetown	60 47
80	H	George Washington	57 47
96	H	Cincinnati	71 52
98	H	West Virginia	60 44

RPI	S	Opponent	Score
107	A	Seton Hall	73 58
107	N	Seton Hall	79 45
136	H	Providence	55 42
143	H	St. Joseph's	86 59
167	H	Prairie View	58 56
173	N	Army	59 38
191	H	Princeton	83 35
238	H	Lafayette	61 29

LAST 12 Division I GAMES:

4 N Louisville	82 87	107 A Seton Hall	73 58
107 N Seton Hall	79 45	2 A Maryland	47 67
1 H Connecticut	59 69	16 H Pittsburgh	53 61
71 A St. John's (NY)	65 48	77 H Georgetown	60 47
96 H Cincinnati	71 52	1 A Connecticut	56 75
136 H Providence	55 42	45 H South Fla.	56 59

Non-Div I Games: Farmingdale St. 85 25

Rutgers

■ Loss,
 ■ Non-Conf, S Site,
 ■ Home
 ■ Away
 N Neutral

S.C. Upstate

Through Games Of Sunday, March 15, 2009

Average RPI Win:	253	WON-LOST	WINNING	LAST 12	STRENGTH OF	OPP. STRENGTH	TEAM	ADJ.	CONF.	ADJ CONF.
Average RPI Loss:	156	RECORD	PCT. RANK	GAMES	SCHEDULE	OF SCHEDULE	RPI	RPI	RPI	RPI
DIV. I ONLY	12- 16	212	4- 8	264	221	242	242	31	31	
DIV. I NON-CONF.	9- 12	198	3- 6	269	277	238	242	30	30	
TOTALS	RPI 1-25	RPI 26-50	W-L RECORDS	RPI 51-100	RPI 150+					
12- 16	0- 0	0- 0	OVERALL	0- 5	11- 8					
8- 4	0- 0	0- 0	HOME	0- 2	8- 1					
4- 10	0- 0	0- 0	AWAY	0- 2	3- 6					
0- 2	0- 0	0- 0	NEUTRAL	0- 1	0- 1					
9- 12	0- 0	0- 0	NON-CONFERENCE	0- 3	8- 6					
6- 3	0- 0	0- 0	HOME	0- 1	6- 1					
3- 7	0- 0	0- 0	AWAY	0- 1	2- 4					
0- 2	0- 0	0- 0	NEUTRAL	0- 1	0- 1					
3- 4	0- 0	0- 0	CONFERENCE	0- 2	3- 2					
2- 1	0- 0	0- 0	HOME	0- 1	2- 0					
1- 3	0- 0	0- 0	AWAY	0- 1	1- 2					
0- 0	0- 0	0- 0	NEUTRAL	0- 0	0- 0					

RPI 1-25			RPI 26-50			RPI 51-100			RPI 101+			Team's RPI: 242
RPI	S	Opponent	Score	RPI	S	Opponent	Score	RPI	S	Opponent	Score	
						64 A Fla. Gulf Coast	61 70	113 A South Carolina		57 71		
						64 H Fla. Gulf Coast	53 102	132 A Virginia Tech		62 68		
						66 N Oakland	60 64	141 A Jacksonville		69 64		
						82 A East Tenn. St.	68 80	141 H Jacksonville		58 78		
						82 H East Tenn. St.	84 90	165 A Kennesaw St.		63 80		
								165 H Kennesaw St.		71 66		
								169 A Mercer		75 79		
								169 H Mercer		71 59		
								178 A Belmont		61 67		
								178 H Belmont		49 64		
								198 A IUPUI		73 63		
								247 N Oral Roberts		60 82		
								256 A Campbell		58 62		
								256 H Campbell		69 61		
								267 A North Fla.		64 74		
								267 H North Fla.		69 50		
								288 A Stetson		57 54		
								288 H Stetson		75 61		
								292 A Lipscomb		77 94		
								292 H Lipscomb		59 54		
								303 H Charleston So.		87 70		
								334 H South Carolina St.		90 80		
								339 A Presbyterian		63 55		
LAST 12 Division I GAMES:												
						165 H Kennesaw St.	71 66	288 H Stetson		75 61		
						169 H Mercer	71 59	64 H Fla. Gulf Coast		53 102		
						82 H East Tenn. St.	84 90	132 A Virginia Tech		62 68		
						256 A Campbell	58 62	141 A Jacksonville		69 64		
						292 A Lipscomb	77 94	267 A North Fla.		64 74		
						178 A Belmont	61 67	82 A East Tenn. St.		68 80		

Non-Div I Games: Montreat 93 52

S.C. Upstate

■ Loss,
 ■ Non-Conf,
 ■ S Site,
 ■ Home
 ■ A Away
 N Neutral

SMU										
Average RPI Win:	183	WON-LOST	WINNING	LAST 12	STRENGTH OF	OPP. STRENGTH	TEAM	ADJ.	CONF.	ADJ CONF.
Average RPI Loss:	103	RECORD	PCT. RANK	GAMES	SCHEDULE	OF SCHEDULE	RPI	RPI	RPI	RPI
DIV. I ONLY	20- 11	80	8- 4	112	114	85	84	11	11	
DIV. I NON-CONF.	7- 6	142	0- 0	74	99	99	97	11	11	

TOTALS	RPI 1-25	RPI 26-50	W-L RECORDS	RPI 51-100	RPI 150+					
20- 11	0- 1	1- 1	OVERALL	0- 1	12- 1					
12- 3	0- 0	0- 1	HOME	0- 0	8- 1					
6- 6	0- 1	1- 0	AWAY	0- 1	4- 0					
2- 2	0- 0	0- 0	NEUTRAL	0- 0	0- 0					
7- 6	0- 1	1- 1	NON-CONFERENCE	0- 1	4- 0					
5- 2	0- 0	0- 1	HOME	0- 0	4- 0					
1- 3	0- 1	1- 0	AWAY	0- 1	0- 0					
1- 1	0- 0	0- 0	NEUTRAL	0- 0	0- 0					
13- 5	0- 0	0- 0	CONFERENCE	0- 0	8- 1					
7- 1	0- 0	0- 0	HOME	0- 0	4- 1					
5- 3	0- 0	0- 0	AWAY	0- 0	4- 0					
1- 1	0- 0	0- 0	NEUTRAL	0- 0	0- 0					

RPI 1-25				RPI 26-50				RPI 51-100				Team's RPI: 84	RPI 101+			
RPI	S	Opponent	Score	RPI	S	Opponent	Score	RPI	S	Opponent	Score		RPI	S	Opponent	Score
7	A	Texas A&M	48 80	38	H	Charlotte	74 76	75	A	Arkansas	69 78		111	A	Houston	73 75
				44	A	TCU	79 75						111	H	Houston	59 56
													112	H	Texas-Arlington	79 85
													117	A	UCF	68 78
													117	N	UCF	51 62
													122	A	Eastern Ill.	65 71
													124	A	Tulane	59 56
													124	H	Tulane	61 49
													125	H	East Carolina	80 73
													125	N	East Carolina	77 69
													129	H	Dartmouth	65 63
													132	N	Virginia Tech	63 56
													135	A	Southern Miss.	65 75
													141	N	Jacksonville	65 67
													154	H	Marshall	63 70
													160	A	UTEP	70 64
													160	H	UTEP	78 65
													200	A	Memphis	71 57
													204	H	UAB	81 51
													224	H	North Texas	74 57
													246	H	Sam Houston St.	73 52
													251	A	Rice	63 41
													251	H	Rice	68 52
													252	A	Tulsa	65 53
													252	H	Tulsa	67 56
													276	H	A&M-Corpus Christi	73 65

LAST 12 Division I GAMES:																
				117	N	UCF	51 62			204	H	UAB	81 51			
				125	N	East Carolina	77 69			200	A	Memphis	71 57			
				160	H	UTEP	78 65			117	A	UCF	68 78			
				124	H	Tulane	61 49			135	A	Southern Miss.	65 75			
				251	A	Rice	63 41			251	H	Rice	68 52			
				111	A	Houston	73 75			111	H	Houston	59 56			

Non-Div I Games:

SMU

■ Loss,
 ■ Non-Conf,
 ■ S Site,
 ■ Home
 ■ A Away
 N Neutral

RPI	S	Opponent	Score
278	H	Ark.-Pine Bluff	92 75

SMU

S
M
U

Average RPI Win: 282		WON-LOST	WINNING	LAST 12	STRENGTH OF	OPP. STRENGTH	TEAM	ADJ.	CONF.	ADJ CONF.
Average RPI Loss: 180		RECORD	PCT. RANK	GAMES	SCHEDULE	OF SCHEDULE	RPI	RPI	RPI	RPI
DIV. I ONLY		9- 21	278	6- 6	298	257	299	300	25	25
DIV. I NON-CONF.		2- 11	313	0- 0	288	204	328	325	25	25
TOTALS	RPI 1-25	RPI 26-50		W-L RECORDS		RPI 51-100		RPI 150+		
9- 21	0- 0	0- 3		OVERALL		0- 5		9- 12		
5- 7	0- 0	0- 1		HOME		0- 2		5- 4		
4- 12	0- 0	0- 2		AWAY		0- 3		4- 6		
0- 2	0- 0	0- 0		NEUTRAL		0- 0		0- 2		
2- 11	0- 0	0- 1		NON-CONFERENCE		0- 3		2- 6		
1- 3	0- 0	0- 0		HOME		0- 1		1- 2		
1- 7	0- 0	0- 1		AWAY		0- 2		1- 3		
0- 1	0- 0	0- 0		NEUTRAL		0- 0		0- 1		
7- 10	0- 0	0- 2		CONFERENCE		0- 2		7- 6		
4- 4	0- 0	0- 1		HOME		0- 1		4- 2		
3- 5	0- 0	0- 1		AWAY		0- 1		3- 3		
0- 1	0- 0	0- 0		NEUTRAL		0- 0		0- 1		

[illegible]

Non-Div I Games:

Sacramento St.

Loss, Non-Conf, S Site, H Home A Away N Neutral

Sacred Heart

Through Games Of Sunday, March 15, 2009

Average RPI Win:	236	WON-LOST	WINNING	LAST 12	STRENGTH OF	OPP. STRENGTH	TEAM	ADJ.	CONF.	ADJ CONF.
Average RPI Loss:	125	RECORD	PCT. RANK	GAMES	SCHEDULE	OF SCHEDULE	RPI	RPI	RPI	RPI
DIV. I ONLY	25- 7	26	12- 0	199	268	82	82	26	27	
DIV. I NON-CONF.	4- 7	222	1- 0	218	153	232	233	28	28	
TOTALS	RPI 1-25	RPI 26-50	W-L RECORDS	RPI 51-100	RPI 150+					
25- 7	0- 0	0- 1	OVERALL	0- 3	25- 3					
15- 2	0- 0	0- 0	HOME	0- 1	15- 1					
10- 5	0- 0	0- 1	AWAY	0- 2	10- 2					
0- 0	0- 0	0- 0	NEUTRAL	0- 0	0- 0					
4- 7	0- 0	0- 1	NON-CONFERENCE	0- 3	4- 3					
3- 2	0- 0	0- 0	HOME	0- 1	3- 1					
1- 5	0- 0	0- 1	AWAY	0- 2	1- 2					
0- 0	0- 0	0- 0	NEUTRAL	0- 0	0- 0					
21- 0	0- 0	0- 0	CONFERENCE	0- 0	21- 0					
12- 0	0- 0	0- 0	HOME	0- 0	12- 0					
9- 0	0- 0	0- 0	AWAY	0- 0	9- 0					
0- 0	0- 0	0- 0	NEUTRAL	0- 0	0- 0					

RPI S	Opponent	Score	RPI S	Opponent	Score	RPI S	Opponent	Score	RPI S	Opponent	Score
			35 A	Villanova	52 69	54 A	Kansas	64 106	157 A	Quinnipiac	69 57
						58 A	Marquette	55 77	157 H	Quinnipiac	72 56
						86 H	Lehigh	75 77	161 A	Monmouth	77 65
									161 H	Monmouth	64 54
									161 H	Monmouth	70 50
									166 A	Fairfield	58 59
									191 A	Princeton	64 56
									193 A	St. Francis (PA)	76 69
									193 H	St. Francis (PA)	74 66
									193 H	St. Francis (PA)	76 64
									213 H	Binghamton	79 61
									215 A	Central Conn. St.	81 62
									215 H	Central Conn. St.	76 64
									219 H	Rhode Island	50 62
									236 A	Robert Morris	61 60
									236 H	Robert Morris	83 70
									244 A	Mt. St. Mary's	71 56
									244 H	Mt. St. Mary's	65 52
									244 H	Mt. St. Mary's	73 59
									255 A	Manhattan	62 68
									282 H	Fairleigh Dickinson	81 45
									301 H	Bryant	64 50
									306 A	Long Island	66 55
									306 H	Long Island	66 53
									309 H	Stony Brook	81 42
									312 A	Wagner	80 68
LAST 12 Division I GAMES:											
193 H	St. Francis (PA)	74 66	161 H	Monmouth	70 50						
161 H	Monmouth	64 54	193 A	St. Francis (PA)	76 69						
244 H	Mt. St. Mary's	73 59	236 A	Robert Morris	61 60						
335 A	St. Francis (NY)	60 51	157 H	Quinnipiac	72 56						
301 H	Bryant	64 50	306 H	Long Island	66 53						
215 A	Central Conn. St.	81 62	335 H	St. Francis (NY)	75 44						

Non-Div I Games:

Sacred Heart

■ Loss,
 ■ Non-Conf,
 ■ S Site,
 ■ Home
 ■ A Away
 N Neutral

RPI	S	Opponent	Score	
335	A	St. Francis (NY)	60	51
335	H	St. Francis (NY)	75	44

Sacred Heart

Average RPI Win:	258	WON-LOST	WINNING	LAST 12	STRENGTH OF	OPP. STRENGTH	TEAM	ADJ.	CONF.	ADJ CONF.
Average RPI Loss:	153	RECORD	PCT. RANK	GAMES	SCHEDULE	OF SCHEDULE	RPI	RPI	RPI	RPI
DIV. I ONLY	9- 20	275	4- 8	139	251	247	246	21	21	
DIV. I NON-CONF.	4- 10	264	1- 0	134	226	239	235	26	27	
TOTALS	RPI 1-25	RPI 26-50	W-L RECORDS	RPI 51-100	RPI 150+					
9- 20	0- 1	0- 1	OVERALL	0- 4	9- 9					
7- 5	0- 0	0- 0	HOME	0- 0	7- 2					
2- 14	0- 1	0- 1	AWAY	0- 3	2- 7					
0- 1	0- 0	0- 0	NEUTRAL	0- 1	0- 0					
4- 10	0- 1	0- 1	NON-CONFERENCE	0- 4	4- 3					
3- 2	0- 0	0- 0	HOME	0- 0	3- 1					
1- 7	0- 1	0- 1	AWAY	0- 3	1- 2					
0- 1	0- 0	0- 0	NEUTRAL	0- 1	0- 0					
5- 10	0- 0	0- 0	CONFERENCE	0- 0	5- 6					
4- 3	0- 0	0- 0	HOME	0- 0	4- 1					
1- 7	0- 0	0- 0	AWAY	0- 0	1- 5					
0- 0	0- 0	0- 0	NEUTRAL	0- 0	0- 0					

RPI 1-25				RPI 26-50				RPI 51-100				RPI 101+ Team's RPI: 246			
RPI	S	Opponent	Score	RPI	S	Opponent	Score	RPI	S	Opponent	Score	RPI	S	Opponent	Score
8	A	Auburn	54 119	44	A	TCU	75 89	73	A	UALR	52 81	101	A	UTSA	54 85
								84	A	SMU	52 73	101	H	UTSA	62 67
								91	N	Fresno St.	63 76	112	A	Texas-Arlington	73 87
								94	A	Alabama	50 90	112	H	Texas-Arlington	65 83
												135	H	Southern Miss.	60 72
												158	A	Louisiana Tech	59 82
												163	A	Lamar	88 89
												163	H	Lamar	90 77
												201	H	Akron	60 61
												216	A	Southeastern La.	64 82
												218	H	Stephen F. Austin	68 65
												224	H	North Texas	79 72
												231	A	Northwestern St.	82 85
												234	A	Texas St.	88 83
												234	H	Texas St.	78 63
												247	A	Oral Roberts	41 83
												272	H	McNeese St.	81 71
												276	A	A&M-Corpus Christi	76 88
												276	H	A&M-Corpus Christi	62 67
												315	A	Texas Southern	63 58
												330	H	Central Ark.	62 58
												332	H	Centenary (LA)	83 80
												336	A	Nicholls St.	74 76
LAST 12 Division I GAMES:															
234	A	Texas St.	88 83	276	H	A&M-Corpus Christi	62 67								
231	A	Northwestern St.	82 85	336	A	Nicholls St.	74 76								
112	H	Texas-Arlington	65 83	330	H	Central Ark.	62 58								
272	H	McNeese St.	81 71	101	H	UTSA	62 67								
101	A	UTSA	54 85	276	A	A&M-Corpus Christi	76 88								
163	A	Lamar	88 89	163	H	Lamar	90 77								

Non-Div I Games:

Sam Houston St.

Average RPI Win: 228	WON-LOST	WINNING	LAST 12	STRENGTH OF	OPP. STRENGTH	TEAM	ADJ.	CONF.	ADJ CONF.
Average RPI Loss: 107	RECORD	PCT. RANK	GAMES	SCHEDULE	OF SCHEDULE	RPI	RPI	RPI	RPI
DIV. I ONLY	22- 7	34	8- 4	251	190	95	100	19	19
DIV. I NON-CONF.	5- 2	71	0- 0	282	87	115	115	19	19
TOTALS	RPI 1-25	RPI 26-50	W-L RECORDS	RPI 51-100	RPI 150+				
22- 7	0- 1	0- 0	OVERALL	2- 4	18- 2				
10- 3	0- 0	0- 0	HOME	0- 2	9- 1				
11- 3	0- 1	0- 0	AWAY	2- 1	8- 1				
1- 1	0- 0	0- 0	NEUTRAL	0- 1	1- 0				
5- 2	0- 1	0- 0	NON-CONFERENCE	1- 0	4- 1				
2- 1	0- 0	0- 0	HOME	0- 0	2- 1				
3- 1	0- 1	0- 0	AWAY	1- 0	2- 0				
0- 0	0- 0	0- 0	NEUTRAL	0- 0	0- 0				
17- 5	0- 0	0- 0	CONFERENCE	1- 4	14- 1				
8- 2	0- 0	0- 0	HOME	0- 2	7- 0				
8- 2	0- 0	0- 0	AWAY	1- 1	6- 1				
1- 1	0- 0	0- 0	NEUTRAL	0- 1	1- 0				

RPI 1-25				RPI 26-50				RPI 51-100 Team's RPI: 100				RPI 101+			
RPI	S	Opponent	Score	RPI	S	Opponent	Score	RPI	S	Opponent	Score	RPI	S	Opponent	Score
6	A	Baylor	51 63					92	A	Chattanooga	54 55	108	A	Col. of Charleston	64 58
								92	H	Chattanooga	48 72	108	H	Col. of Charleston	61 41
								94	A	Alabama	61 55	153	H	Evansville	54 58
								98	A	Western Caro.	69 41	184	A	Ga. Southern	55 46
								98	H	Western Caro.	53 55	184	H	Ga. Southern	55 47
								98	N	Western Caro.	53 66	185	H	New Orleans	58 46
												192	A	Davidson	78 67
												192	H	Davidson	74 65
												209	A	UNC Greensboro	37 49
												209	H	UNC Greensboro	44 41
												209	N	UNC Greensboro	58 49
												269	A	Appalachian St.	59 47
												269	H	Appalachian St.	87 51
												272	H	McNeese St.	67 48
												274	A	Furman	58 52
												274	H	Furman	62 40
												292	A	Lipscomb	62 48
												318	A	Jacksonville St.	68 55
												319	A	Elon	61 50
												319	H	Elon	67 55
												321	A	Wofford	67 62
												321	H	Wofford	81 60
LAST 12 Division I GAMES:															
				98	N	Western Caro.	53 66	184	H	Ga. Southern	55 47				
				209	N	UNC Greensboro	58 49	108	H	Col. of Charleston	61 41				
				92	H	Chattanooga	48 72	209	A	UNC Greensboro	37 49				
				98	H	Western Caro.	53 55	319	A	Elon	61 50				
				192	A	Davidson	78 67	321	H	Wofford	81 60				
				269	A	Appalachian St.	59 47	274	H	Furman	62 40				

Non-Div I Games:

Samford

Average RPI Win:	216	WON-LOST	WINNING	LAST 12	STRENGTH OF	OPP. STRENGTH	TEAM	ADJ.	CONF.	ADJ CONF.
Average RPI Loss:	127	RECORD	PCT. RANK	GAMES	SCHEDULE	OF SCHEDULE	RPI	RPI	RPI	RPI
DIV. I ONLY	17- 13	123	7- 5	173	167	148	147	14	14	
DIV. I NON-CONF.	7- 5	124	0- 0	181	222	136	134	15	15	
TOTALS	RPI 1-25	RPI 26-50	W-L RECORDS	RPI 51-100	RPI 150+					
17- 13	0- 0	1- 3	OVERALL	0- 2	13- 5					
8- 6	0- 0	1- 1	HOME	0- 0	6- 3					
5- 6	0- 0	0- 1	AWAY	0- 2	4- 2					
4- 1	0- 0	0- 1	NEUTRAL	0- 0	3- 0					
7- 5	0- 0	1- 0	NON-CONFERENCE	0- 2	5- 1					
5- 2	0- 0	1- 0	HOME	0- 0	3- 1					
1- 3	0- 0	0- 0	AWAY	0- 2	1- 0					
1- 0	0- 0	0- 0	NEUTRAL	0- 0	1- 0					
10- 8	0- 0	0- 3	CONFERENCE	0- 0	8- 4					
3- 4	0- 0	0- 1	HOME	0- 0	3- 2					
4- 3	0- 0	0- 1	AWAY	0- 0	3- 2					
3- 1	0- 0	0- 1	NEUTRAL	0- 0	2- 0					

RPI S	Opponent	Score	RPI S	Opponent	Score	RPI S	Opponent	Score	RPI S	Opponent	Score	Team's RPI: 147
32	A Gonzaga	67 77	32	A Gonzaga	73 109	62	A UCLA	58 95	107	H Seton Hall	74 72	
32	H Gonzaga	73 109	32	N Gonzaga	55 66	85	A UC Santa Barbara	66 75	126	A Portland	71 64	
32	N Gonzaga	55 66	39	H San Diego St.	63 60				126	H Portland	66 74	
									126	N Portland	74 64	
									132	A Arizona	58 66	
									138	H Cal Poly	64 70	
									151	A Loyola Marymount	61 78	
									151	H Loyola Marymount	59 65	
									156	A Pepperdine	69 57	
									156	H Pepperdine	56 66	
									156	N Pepperdine	76 69	
									162	N Utah Valley	81 70	
									190	H Ill.-Chicago	78 65	
									237	A St. Mary's (CA)	74 76	
									237	H St. Mary's (CA)	94 52	
									273	H Cal St. Fullerton	65 62	
									290	A San Francisco	68 49	
									290	H San Francisco	69 62	
									290	N San Francisco	73 64	
									302	A Cal St. Northridge	64 51	
									306	H Long Island	69 54	
									307	A Santa Clara	70 54	
									307	H Santa Clara	67 54	
									313	H UC Irvine	53 58	
LAST 12 Division I GAMES:												
32	N Gonzaga	55 66	237	H St. Mary's (CA)	94 52							
126	N Portland	74 64	156	H Pepperdine	56 66							
156	N Pepperdine	76 69	151	H Loyola Marymount	59 65							
290	N San Francisco	73 64	290	A San Francisco	68 49							
32	A Gonzaga	67 77	307	A Santa Clara	70 54							
126	A Portland	71 64	32	H Gonzaga	73 109							

Non-Div I Games: UC San Diego 66 51 BYU-Hawaii 93 61

San Diego

Loss, Non-Conf, S Site, H Home A Away N Neutral

Average RPI Win:	167	WON-LOST	WINNING	LAST 12	STRENGTH OF	OPP. STRENGTH	TEAM	ADJ.	CONF.	ADJ CONF.
Average RPI Loss:	64	RECORD	PCT. RANK	GAMES	SCHEDULE	OF SCHEDULE	RPI	RPI	RPI	RPI
DIV. I ONLY	23- 7	32	10- 2	76	91	38	39	8	8	
DIV. I NON-CONF.	9- 3	52	0- 0	48	156	43	45	8	8	
TOTALS	RPI 1-25	RPI 26-50	W-L RECORDS	RPI 51-100	RPI 150+					
23- 7	1- 2	2- 3	OVERALL	4- 0	14- 0					
14- 0	1- 0	2- 0	HOME	2- 0	7- 0					
8- 5	0- 1	0- 2	AWAY	2- 0	6- 0					
1- 2	0- 1	0- 1	NEUTRAL	0- 0	1- 0					
9- 3	1- 2	0- 0	NON-CONFERENCE	0- 0	7- 0					
6- 0	1- 0	0- 0	HOME	0- 0	4- 0					
2- 2	0- 1	0- 0	AWAY	0- 0	2- 0					
1- 1	0- 1	0- 0	NEUTRAL	0- 0	1- 0					
14- 4	0- 0	2- 3	CONFERENCE	4- 0	7- 0					
8- 0	0- 0	2- 0	HOME	2- 0	3- 0					
6- 3	0- 0	0- 2	AWAY	2- 0	4- 0					
0- 1	0- 0	0- 1	NEUTRAL	0- 0	0- 0					

RPI 1-25				RPI 26-50				Team's RPI: 39	RPI 51-100				RPI 101+			
RPI	S	Opponent	Score	RPI	S	Opponent	Score		RPI	S	Opponent	Score	RPI	S	Opponent	Score
1	A	Connecticut	55 99	44	A	TCU	62 65		79	A	New Mexico	57 52	102	H	UC Riverside	54 52
14	N	Iowa St.	71 87	44	H	TCU	68 63		79	H	New Mexico	75 64	144	A	Wyoming	61 64
18	H	Texas	60 55	49	A	Utah	52 58		93	A	BYU	59 47	144	H	Wyoming	49 42
				49	H	Utah	55 49		93	H	BYU	56 36	147	A	San Diego	60 63
				49	N	Utah	58 63						151	H	Loyola Marymount	85 70
													164	A	UNLV	61 55
													164	A	UNLV	71 63
													164	H	UNLV	83 58
													167	N	Prairie View	58 53
													197	A	Colorado St.	68 66
													197	H	Colorado St.	62 61
													223	H	Montana St.	85 70
													231	H	Northwestern St.	67 47
													286	A	Long Beach St.	67 59
													287	A	Hawaii	71 48
													300	H	Sacramento St.	75 47
													304	A	Air Force	55 37
													304	H	Air Force	79 28
LAST 12 Division I GAMES:																
		49	N	Utah	58	63			79	H	New Mexico	75	64			
		164	A	UNLV	71	63			144	A	Wyoming	61	64			
		164	A	UNLV	61	55			49	H	Utah	55	49			
		197	A	Colorado St.	68	66			304	A	Air Force	55	37			
		44	H	TCU	68	63			164	H	UNLV	83	58			
		93	A	BYU	59	47			197	H	Colorado St.	62	61			

Non-Div I Games:

San Diego St.

San Francisco

Through Games Of Sunday, March 15, 2009

Average RPI Win:	237	WON-LOST	WINNING	LAST 12	STRENGTH OF	OPP. STRENGTH	TEAM	ADJ.	CONF.	ADJ CONF.
Average RPI Loss:	159	RECORD	PCT. RANK	GAMES	SCHEDULE	OF SCHEDULE	RPI	RPI	RPI	RPI
DIV. I ONLY	6- 22	310	3- 9	187	182	292	290	14	14	
DIV. I NON-CONF.	3- 10	285	0- 0	219	261	285	286	15	15	
TOTALS	RPI 1-25	RPI 26-50	W-L RECORDS	RPI 51-100	RPI 150+					
6- 22	0- 1	0- 2	OVERALL	0- 2	6- 10					
3- 9	0- 0	0- 1	HOME	0- 1	3- 5					
2- 11	0- 1	0- 1	AWAY	0- 0	2- 5					
1- 2	0- 0	0- 0	NEUTRAL	0- 1	1- 0					
3- 10	0- 1	0- 0	NON-CONFERENCE	0- 2	3- 5					
1- 4	0- 0	0- 0	HOME	0- 1	1- 3					
1- 5	0- 1	0- 0	AWAY	0- 0	1- 2					
1- 1	0- 0	0- 0	NEUTRAL	0- 1	1- 0					
3- 12	0- 0	0- 2	CONFERENCE	0- 0	3- 5					
2- 5	0- 0	0- 1	HOME	0- 0	2- 2					
1- 6	0- 0	0- 1	AWAY	0- 0	1- 3					
0- 1	0- 0	0- 0	NEUTRAL	0- 0	0- 0					

RPI	S	Opponent	Score	RPI	S	Opponent	Score	RPI	S	Opponent	Score	RPI	S	Opponent	Score	RPI	S	Opponent	Score
9	A	Tennessee	39 68	32	A	Gonzaga	35 71	70	H	Oregon St.	66 83	126	A	Portland	41 79	126	H	Portland	50 68
				32	H	Gonzaga	42 63	92	N	Chattanooga	52 75	138	A	Cal Poly	83 85	144	A	Wyoming	60 82
												147	A	San Diego	62 69	147	H	San Diego	49 68
												147	N	San Diego	64 73	151	A	Loyola Marymount	58 56
												151	H	Loyola Marymount	65 61	156	A	Pepperdine	47 73
												156	H	Pepperdine	47 55	175	H	Iona	64 68
												208	H	Washington St.	71 83	218	N	Stephen F. Austin	70 59
												237	A	St. Mary's (CA)	62 89	237	H	St. Mary's (CA)	47 59
												254	A	UC Davis	49 56	273	H	Cal St. Fullerton	57 60
												281	A	Eastern Wash.	70 80	295	H	Northern Colo.	73 65
												300	A	Sacramento St.	64 55	307	A	Santa Clara	46 51
												307	H	Santa Clara	48 45				
LAST 12 Division I GAMES:																			
147	N	San Diego	64 73	147	H	San Diego	49 68	237	H	St. Mary's (CA)	47 59	151	A	Loyola Marymount	58 56	156	A	Pepperdine	47 73
156	H	Pepperdine	47 55	307	H	Santa Clara	48 45	32	H	Gonzaga	42 63								
151	H	Loyola Marymount	65 61																
307	A	Santa Clara	46 51																
32	A	Gonzaga	35 71																
126	A	Portland	41 79																

Non-Div I Games: Academy of Art 80 50

San Francisco

Loss, Non-Conf, S Site, H Home A Away N Neutral

Average RPI Win:	294	WON-LOST	WINNING	LAST 12	STRENGTH OF	OPP. STRENGTH	TEAM	ADJ.	CONF.	ADJ CONF.
Average RPI Loss:	203	RECORD	PCT. RANK	GAMES	SCHEDULE	OF SCHEDULE	RPI	RPI	RPI	RPI
DIV. I ONLY	2- 27	338	0- 12	306	265	337	337	24	24	
DIV. I NON-CONF.	1- 11	334	0- 0	312	275	335	334	23	23	
TOTALS	RPI 1-25	RPI 26-50	W-L RECORDS	RPI 51-100	RPI 150+					
2- 27	0- 0	0- 1	OVERALL	0- 3	2- 20					
2- 11	0- 0	0- 1	HOME	0- 1	2- 7					
0- 14	0- 0	0- 0	AWAY	0- 2	0- 11					
0- 2	0- 0	0- 0	NEUTRAL	0- 0	0- 2					
1- 11	0- 0	0- 1	NON-CONFERENCE	0- 1	1- 8					
1- 4	0- 0	0- 1	HOME	0- 0	1- 2					
0- 6	0- 0	0- 0	AWAY	0- 1	0- 5					
0- 1	0- 0	0- 0	NEUTRAL	0- 0	0- 1					
1- 16	0- 0	0- 0	CONFERENCE	0- 2	1- 12					
1- 7	0- 0	0- 0	HOME	0- 1	1- 5					
0- 8	0- 0	0- 0	AWAY	0- 1	0- 6					
0- 1	0- 0	0- 0	NEUTRAL	0- 0	0- 1					

RPI S	Opponent	Score	RPI S	Opponent	Score	RPI S	Opponent	Score	RPI S	Opponent	Score	Team's RPI: 337
27	H California	40 76	54	A Kansas	49 93	139	A Nevada	50 61	139	H Nevada	52 66	
			91	A Fresno St.	44 73	146	H Cal St. Bakersfield	59 78	151	A Loyola Marymount	66 81	
			91	H Fresno St.	47 76	156	A Pepperdine	46 75	158	A Louisiana Tech	53 70	
						158	H Louisiana Tech	69 87	171	H Oregon	68 69	
						220	A Utah St.	51 62	220	H Utah St.	54 64	
						226	A Idaho	41 64	226	H Idaho	47 66	
						227	A Boise St.	53 58	227	H Boise St.	45 56	
						286	A Long Beach St.	59 83	287	A Hawaii	48 64	
						287	H Hawaii	54 50	287	N Hawaii	57 70	
						291	A New Mexico St.	51 68	291	H New Mexico St.	50 64	
						295	A Northern Colo.	63 101	300	H Sacramento St.	49 48	
						302	A Cal St. Northridge	63 69	307	H Santa Clara	39 56	
						309	N Stony Brook	38 56				
LAST 12 Division I GAMES:												
287	N Hawaii	57 70	227	A Boise St.	53 58							
220	A Utah St.	51 62	91	H Fresno St.	47 76							
227	H Boise St.	45 56	287	A Hawaii	48 64							
291	H New Mexico St.	50 64	139	A Nevada	50 61							
158	H Louisiana Tech	69 87	91	A Fresno St.	44 73							
226	A Idaho	41 64	139	H Nevada	52 66							

Non-Div I Games: Seattle

62 **94**

San Jose St.

Average RPI Win:	282	WON-LOST	WINNING	LAST 12	STRENGTH OF	OPP. STRENGTH	TEAM	ADJ.	CONF.	ADJ CONF.
Average RPI Loss:	157	RECORD	PCT. RANK	GAMES	SCHEDULE	OF SCHEDULE	RPI	RPI	RPI	RPI
DIV. I ONLY	4- 27	330	2- 10	180	201	311	307	14	14	
DIV. I NON-CONF.	2- 13	320	0- 0	189	291	314	314	15	15	
TOTALS	RPI 1-25	RPI 26-50	W-L RECORDS	RPI 51-100	RPI 150+					
4- 27	0- 0	0- 3	OVERALL	0- 4	4- 13					
1- 11	0- 0	0- 1	HOME	0- 2	1- 5					
1- 15	0- 0	0- 2	AWAY	0- 2	1- 7					
2- 1	0- 0	0- 0	NEUTRAL	0- 0	2- 1					
2- 13	0- 0	0- 1	NON-CONFERENCE	0- 4	2- 5					
0- 5	0- 0	0- 0	HOME	0- 2	0- 2					
1- 8	0- 0	0- 1	AWAY	0- 2	1- 3					
1- 0	0- 0	0- 0	NEUTRAL	0- 0	1- 0					
2- 14	0- 0	0- 2	CONFERENCE	0- 0	2- 8					
1- 6	0- 0	0- 1	HOME	0- 0	1- 3					
0- 7	0- 0	0- 1	AWAY	0- 0	0- 4					
1- 1	0- 0	0- 0	NEUTRAL	0- 0	1- 1					

RPI S	Opponent	Score	RPI S	Opponent	Score	RPI S	Opponent	Score	RPI S	Opponent	Score	Team's RPI: 307
32	A Gonzaga	63 92	32	H Gonzaga	47 65	52	H Minnesota	45 70	126	A Portland	53 61	
49	A Utah	53 73				64	A Fla. Gulf Coast	62 73	126	H Portland	38 50	
						85	A UC Santa Barbara	37 55	130	A Miami (FL)	44 60	
						98	H West Virginia	54 72	139	H Nevada	53 67	
									146	A Cal St. Bakersfield	65 73	
									147	A San Diego	54 67	
									147	H San Diego	54 70	
									151	A Loyola Marymount	56 59	
									151	H Loyola Marymount	58 71	
									151	N Loyola Marymount	60 71	
									156	A Pepperdine	48 51	
									156	H Pepperdine	49 59	
									227	H Boise St.	51 57	
									237	A St. Mary's (CA)	54 68	
									237	H St. Mary's (CA)	55 58	
									237	N St. Mary's (CA)	82 55	
									254	A UC Davis	54 62	
									263	N Chicago St.	52 48	
									273	A Cal St. Fullerton	46 62	
									290	A San Francisco	45 48	
									290	H San Francisco	51 46	
									293	A Northern Ariz.	51 68	
									300	H Sacramento St.	52 62	
									337	A San Jose St.	56 39	
LAST 12 Division I GAMES:												
151	N Loyola Marymount	60 71	156	H Pepperdine	49 59							
237	N St. Mary's (CA)	82 55	237	A St. Mary's (CA)	54 68							
126	A Portland	53 61	147	H San Diego	54 70							
32	A Gonzaga	63 92	156	A Pepperdine	48 51							
290	H San Francisco	51 46	151	A Loyola Marymount	56 59							
151	H Loyola Marymount	58 71	290	A San Francisco	45 48							

Non-Div I Games:

Santa Clara

Loss, Non-Conf, S Site, H Home A Away N Neutral

Average RPI Win:	317	WON-LOST	WINNING	LAST 12	STRENGTH OF	OPP. STRENGTH	TEAM	ADJ.	CONF.	ADJ CONF.
Average RPI Loss:	204	RECORD	PCT. RANK	GAMES	SCHEDULE	OF SCHEDULE	RPI	RPI	RPI	RPI
DIV. I ONLY	5- 22	320	4- 6	308	329	331	331	31	31	
DIV. I NON-CONF.	1- 17	339	0- 3	188	298	329	329	30	30	
TOTALS	RPI 1-25	RPI 26-50	W-L RECORDS	RPI 51-100	RPI 150+					
5- 22	0- 1	0- 2	OVERALL	0- 3	5- 14					
3- 5	0- 0	0- 1	HOME	0- 0	3- 3					
1- 13	0- 1	0- 1	AWAY	0- 3	1- 8					
1- 4	0- 0	0- 0	NEUTRAL	0- 0	1- 3					
1- 17	0- 1	0- 2	NON-CONFERENCE	0- 3	1- 9					
1- 4	0- 0	0- 1	HOME	0- 0	1- 2					
0- 11	0- 1	0- 1	AWAY	0- 3	0- 6					
0- 2	0- 0	0- 0	NEUTRAL	0- 0	0- 1					
4- 5	0- 0	0- 0	CONFERENCE	0- 0	4- 5					
2- 1	0- 0	0- 0	HOME	0- 0	2- 1					
1- 2	0- 0	0- 0	AWAY	0- 0	1- 2					
1- 2	0- 0	0- 0	NEUTRAL	0- 0	1- 2					

RPI 1-25				RPI 26-50				RPI 51-100				RPI 101+ Team's RPI: 331			
RPI	S	Opponent	Score	RPI	S	Opponent	Score	RPI	S	Opponent	Score	RPI	S	Opponent	Score
21	A	Florida	55 75	36	H	Georgia Tech	34 89	51	A	Texas Tech	39 80	108	H	Col. of Charleston	54 61
				41	A	Mississippi St.	33 97	56	A	Georgia	28 74	122	N	Eastern Ill.	40 62
								96	A	Cincinnati	34 64	160	A	UTEP	46 103
												216	A	Southeastern La.	60 73
												261	A	Florida A&M	44 72
												261	H	Florida A&M	34 48
												263	N	Chicago St.	39 74
												284	N	Mississippi Val.	42 62
												289	A	N.C. Central	40 52
												289	H	N.C. Central	47 44
												303	A	Charleston So.	57 79
												303	H	Charleston So.	43 74
												320	A	Bethune-Cookman	46 61
												320	H	Bethune-Cookman	58 57
												325	A	Longwood	59 54
												325	H	Longwood	61 49
												325	N	Longwood	60 76
												327	A	NJIT	41 68
												327	H	NJIT	56 65
												327	N	NJIT	64 56
												328	A	La.-Lafayette	42 69
LAST 12 Division I GAMES:															
				325	N	Longwood	60 76	36	H	Georgia Tech	34 89				
				327	N	NJIT	64 56	325	H	Longwood	61 49				
				263	N	Chicago St.	39 74	51	A	Texas Tech	39 80				
				327	A	NJIT	41 68	41	A	Mississippi St.	33 97				
				325	A	Longwood	59 54	289	A	N.C. Central	40 52				
				289	H	N.C. Central	47 44	108	H	Col. of Charleston	54 61				

Non-Div I Games: Morris 69 65 Talladega 62 59 Edward Waters 68 31 Columbia (SC) 81 47 Savannah St.

Average RPI Win:	175	WON-LOST	WINNING	LAST 12	STRENGTH OF	OPP. STRENGTH	TEAM	ADJ.	CONF.	ADJ CONF.
Average RPI Loss:	50	RECORD	PCT. RANK	GAMES	SCHEDULE	OF SCHEDULE	RPI	RPI	RPI	RPI
DIV. I ONLY	16- 14	144	4- 8	102	52	105	107	3	3	
DIV. I NON-CONF.	11- 1	13	1- 0	315	271	90	91	4	4	
TOTALS	RPI 1-25	RPI 26-50	W-L RECORDS	RPI 51-100	RPI 150+					
16- 14	0- 6	0- 3	OVERALL	5- 3	8- 0					
9- 6	0- 3	0- 1	HOME	2- 1	5- 0					
6- 7	0- 2	0- 2	AWAY	2- 2	3- 0					
1- 1	0- 1	0- 0	NEUTRAL	1- 0	0- 0					
11- 1	0- 0	0- 0	NON-CONFERENCE	0- 0	8- 0					
7- 0	0- 0	0- 0	HOME	0- 0	5- 0					
4- 1	0- 0	0- 0	AWAY	0- 0	3- 0					
0- 0	0- 0	0- 0	NEUTRAL	0- 0	0- 0					
5- 13	0- 6	0- 3	CONFERENCE	5- 3	0- 0					
2- 6	0- 3	0- 1	HOME	2- 1	0- 0					
2- 6	0- 2	0- 2	AWAY	2- 2	0- 0					
1- 1	0- 1	0- 0	NEUTRAL	1- 0	0- 0					

RPI	S	Opponent	Score	RPI	S	Opponent	Score	RPI	S	Opponent	Score	RPI	S	Opponent	Score	RPI	S	Opponent	Score	Team's RPI: 107
1	A	Connecticut	50 81	31	A	DePaul	39 80	58	H	Marquette	65 55	103	H	North Carolina St.	71 65					
4	A	Louisville	47 76	35	H	Villanova	51 54	71	A	St. John's (NY)	57 78	128	H	Colorado	77 40					
15	H	Notre Dame	60 66	45	A	South Fla.	51 80	71	H	St. John's (NY)	84 89	136	H	Providence	51 59					
16	H	Pittsburgh	40 76					74	A	Syracuse	70 66	143	A	St. Joseph's	74 67					
17	H	Rutgers	58 73					77	H	Georgetown	64 54	147	A	San Diego	72 74					
17	N	Rutgers	45 79					77	N	Georgetown	70 45	154	H	Marshall	73 52					
								96	A	Cincinnati	62 72	217	A	Massachusetts	79 74					
								98	A	West Virginia	55 47	222	A	St. Peter's	66 51					
												243	H	UMBC	81 70					
												275	A	Penn	76 49					
												279	H	Rider	64 48					
												312	H	Wagner	90 59					
												340	H	Norfolk St.	95 43					
LAST 12 Division I GAMES:																				
17	N	Rutgers	45 79	45	A	South Fla.	51 80													
77	N	Georgetown	70 45	31	A	DePaul	39 80													
77	H	Georgetown	64 54	35	H	Villanova	51 54													
1	A	Connecticut	50 81	98	A	West Virginia	55 47													
71	A	St. John's (NY)	57 78	71	H	St. John's (NY)	84 89													
17	H	Rutgers	58 73	275	A	Penn	76 49													

Non-Div I Games: Caldwell

93 44

Seton Hall

■ Loss,
 ■ Non-Conf,
 ■ S Site,
 ■ Home
 ■ Away
 N Neutral

Average RPI Win:	246	WON-LOST	WINNING	LAST 12	STRENGTH OF	OPP. STRENGTH	TEAM	ADJ.	CONF.	ADJ CONF.
Average RPI Loss:	127	RECORD	PCT. RANK	GAMES	SCHEDULE	OF SCHEDULE	RPI	RPI	RPI	RPI
DIV. I ONLY	10- 18	246	5- 7	99	181	198	195	16	16	
DIV. I NON-CONF.	1- 8	322	0- 0	16	86	216	214	16	16	
TOTALS	RPI 1-25	RPI 26-50	W-L RECORDS	RPI 51-100	RPI 150+					
10- 18	0- 1	0- 2	OVERALL	0- 4	9- 8					
5- 8	0- 0	0- 1	HOME	0- 2	5- 3					
4- 8	0- 0	0- 1	AWAY	0- 2	4- 4					
1- 2	0- 1	0- 0	NEUTRAL	0- 0	0- 1					
1- 8	0- 1	0- 0	NON-CONFERENCE	0- 4	0- 2					
0- 4	0- 0	0- 0	HOME	0- 2	0- 1					
0- 3	0- 0	0- 0	AWAY	0- 2	0- 1					
1- 1	0- 1	0- 0	NEUTRAL	0- 0	0- 0					
9- 10	0- 0	0- 2	CONFERENCE	0- 0	9- 6					
5- 4	0- 0	0- 1	HOME	0- 0	5- 2					
4- 5	0- 0	0- 1	AWAY	0- 0	4- 3					
0- 1	0- 0	0- 0	NEUTRAL	0- 0	0- 1					

RPI 1-25				RPI 26-50				RPI 51-100				RPI 101+				Team's RPI: 195	
RPI	S	Opponent	Score	RPI	S	Opponent	Score	RPI	S	Opponent	Score	RPI	S	Opponent	Score		
5	N	Duke	41 86	34	A	Marist	49 78	57	H	James Madison	62 87	106	A	Canisius	60 78		
				34	H	Marist	55 65	66	A	Oakland	67 87	106	H	Canisius	58 65		
								74	H	Syracuse	75 89	140	H	Harvard	49 72		
								87	A	Boston U.	61 84	140	N	Harvard	54 49		
												166	A	Fairfield	47 73		
												166	H	Fairfield	57 68		
												166	N	Fairfield	55 61		
												175	A	Iona	59 70		
												175	H	Iona	70 45		
												219	H	Rhode Island	60 66		
												222	A	St. Peter's	57 61		
												222	H	St. Peter's	48 68		
												232	A	Loyola (MD)	77 71		
												232	H	Loyola (MD)	65 46		
												241	A	Eastern Mich.	54 68		
												255	A	Manhattan	64 55		
												255	H	Manhattan	58 53		
												279	A	Rider	70 56		
												279	H	Rider	58 54		
												305	A	Niagara	63 54		
												305	H	Niagara	81 59		
LAST 12 Division I GAMES:																	
166	N	Fairfield	55 61	106	H	Canisius	58 65										
232	A	Loyola (MD)	77 71	232	H	Loyola (MD)	65 46										
34	A	Marist	49 78	255	H	Manhattan	58 53										
166	H	Fairfield	57 68	166	A	Fairfield	47 73										
175	A	Iona	59 70	279	A	Rider	70 56										
222	H	St. Peter's	48 68	255	A	Manhattan	64 55										

Non-Div I Games:

Siena

■ Loss,
 ■ Non-Conf,
 ■ S Site,
 ■ Home
 ■ A Away
 N Neutral

Average RPI Win:	203	WON-LOST	WINNING	LAST 12	STRENGTH OF	OPP. STRENGTH	TEAM	ADJ.	CONF.	ADJ CONF.
Average RPI Loss:	116	RECORD	PCT. RANK	GAMES	SCHEDULE	OF SCHEDULE	RPI	RPI	RPI	RPI
DIV. I ONLY	20- 11	80	7- 5	188	126	116	119	13	13	
DIV. I NON-CONF.	8- 2	42	0- 0	253	236	87	89	13	13	
TOTALS	RPI 1-25	RPI 26-50	W-L RECORDS	RPI 51-100	RPI 150+					
20- 11	0- 3	0- 0	OVERALL	2- 3	17- 5					
13- 2	0- 1	0- 0	HOME	1- 1	11- 0					
5- 8	0- 1	0- 0	AWAY	0- 2	5- 5					
2- 1	0- 1	0- 0	NEUTRAL	1- 0	1- 0					
8- 2	0- 0	0- 0	NON-CONFERENCE	1- 1	6- 1					
5- 0	0- 0	0- 0	HOME	0- 0	4- 0					
2- 2	0- 0	0- 0	AWAY	0- 1	2- 1					
1- 0	0- 0	0- 0	NEUTRAL	1- 0	0- 0					
12- 9	0- 3	0- 0	CONFERENCE	1- 2	11- 4					
8- 2	0- 1	0- 0	HOME	1- 1	7- 0					
3- 6	0- 1	0- 0	AWAY	0- 1	3- 4					
1- 1	0- 1	0- 0	NEUTRAL	0- 0	1- 0					

RPI S	Opponent	Score	RPI S	Opponent	Score	RPI S	Opponent	Score	RPI S	Opponent	Score	Team's RPI: 119
22	A Middle Tenn.	64 90				73	H UALR	44 53	135	H Southern Miss.	66 64	
22	H Middle Tenn.	57 80				80	A George Washington	59 64	158	A Arkansas St.	69 68	
22	N Middle Tenn.	71 77				81	N Liberty	65 61	169	H Mercer	96 82	
						95	A Western Ky.	67 69	177	A Troy	63 66	
						95	H Western Ky.	66 59	177	H Troy	68 60	
									177	N Troy	52 39	
									179	A La.-Monroe	58 67	
									179	H La.-Monroe	63 48	
									183	A Denver	56 61	
									185	H New Orleans	68 60	
									194	A Fla. Atlantic	66 67	
									194	H Fla. Atlantic	71 45	
									200	A Memphis	66 49	
									203	H Ohio	68 64	
									204	H UAB	77 64	
									224	H North Texas	77 74	
									230	A Southern U.	58 62	
									245	A FIU	65 47	
									245	H FIU	66 52	
									245	H FIU	50 44	
									280	A Western Ill.	55 49	
									328	A La.-Lafayette	66 52	
									336	H Nicholls St.	83 30	
LAST 12 Division I GAMES:												
22	N Middle Tenn.	71 77	194	H Fla. Atlantic	71 45							
177	N Troy	52 39	245	H FIU	66 52							
245	H FIU	50 44	95	A Western Ky.	67 69							
177	A Troy	63 66	224	H North Texas	77 74							
179	H La.-Monroe	63 48	185	H New Orleans	68 60							
22	A Middle Tenn.	64 90	183	A Denver	56 61							

Non-Div I Games: Houston Baptist 83 48

South Ala.

Average RPI Win:	153	WON-LOST	WINNING	LAST 12	STRENGTH OF	OPP. STRENGTH	TEAM	ADJ.	CONF.	ADJ CONF.
Average RPI Loss:	48	RECORD	PCT. RANK	GAMES	SCHEDULE	OF SCHEDULE	RPI	RPI	RPI	RPI
DIV. I ONLY	10- 18	246	2- 10	20	34	115	113	4	4	
DIV. I NON-CONF.	8- 5	110	0- 0	49	43	69	67	5	5	
TOTALS	RPI 1-25	RPI 26-50	W-L RECORDS	RPI 51-100	RPI 150+					
10- 18	0- 8	1- 2	OVERALL	2- 6	5- 0					
6- 9	0- 6	1- 0	HOME	1- 2	3- 0					
2- 8	0- 2	0- 1	AWAY	1- 4	0- 0					
2- 1	0- 0	0- 1	NEUTRAL	0- 0	2- 0					
8- 5	0- 2	1- 0	NON-CONFERENCE	0- 1	5- 0					
5- 3	0- 2	1- 0	HOME	0- 0	3- 0					
1- 2	0- 0	0- 0	AWAY	0- 1	0- 0					
2- 0	0- 0	0- 0	NEUTRAL	0- 0	2- 0					
2- 13	0- 6	0- 2	CONFERENCE	2- 5	0- 0					
1- 6	0- 4	0- 0	HOME	1- 2	0- 0					
1- 6	0- 2	0- 1	AWAY	1- 3	0- 0					
0- 1	0- 0	0- 1	NEUTRAL	0- 0	0- 0					

RPI	S	Opponent	Score	RPI	S	Opponent	Score	RPI	S	Opponent	Score	RPI	S	Opponent	Score	Team's RPI: 113
1	H	Connecticut	48 77	38	H	Charlotte	78 76	56	A	Georgia	63 69	103	A	North Carolina St.	56 55	
8	H	Auburn	76 80	41	A	Mississippi St.	41 58	61	A	Wake Forest	57 74	109	H	Clemson	45 52	
9	A	Tennessee	56 68	41	N	Mississippi St.	39 49	75	A	Arkansas	54 58	121	A	Penn St.	42 56	
10	H	Stanford	47 78					78	A	Kentucky	47 61	141	H	Jacksonville	58 50	
20	H	LSU	56 63					78	H	Kentucky	53 70	168	N	UNC Wilmington	57 54	
21	A	Florida	66 82					90	A	Mississippi	76 67	192	H	Davidson	68 47	
21	H	Florida	63 77					90	H	Mississippi	65 66	203	N	Ohio	43 34	
25	H	Vanderbilt	56 66					94	H	Alabama	68 57	242	H	S.C. Upstate	71 57	
												260	H	High Point	73 52	
LAST 12 Division I GAMES:																
41	N	Mississippi St.	39 49	90	H	Mississippi	65 66									
78	H	Kentucky	53 70	78	A	Kentucky	47 61									
41	A	Mississippi St.	41 58	20	H	LSU	56 63									
21	A	Florida	66 82	25	H	Vanderbilt	56 66									
94	H	Alabama	68 57	90	A	Mississippi	76 67									
75	A	Arkansas	54 58	9	A	Tennessee	56 68									

Non-Div I Games:

South Carolina

■ Loss,
 ■ Non-Conf,
 ■ S Site,
 ■ H Home
 ■ A Away
 N Neutral

Average RPI Win: 289		WON-LOST	WINNING	LAST 12	STRENGTH OF	OPP. STRENGTH	TEAM	ADJ.	CONF.	ADJ CONF.
Average RPI Loss: 236		RECORD	PCT. RANK	GAMES	SCHEDULE	OF SCHEDULE	RPI	RPI	RPI	RPI
DIV. I ONLY		6- 23	311	2- 10	333	338	334	334	30	30
DIV. I NON-CONF.		3- 9	276	0- 1	325	332	331	331	31	31
TOTALS		RPI 1-25	RPI 26-50	W-L RECORDS	RPI 51-100	RPI 150+				
6- 23	0- 0		0- 0	OVERALL	0- 0	6- 20				
3- 8	0- 0		0- 0	HOME	0- 0	3- 7				
3- 14	0- 0		0- 0	AWAY	0- 0	3- 12				
0- 1	0- 0		0- 0	NEUTRAL	0- 0	0- 1				
3- 9	0- 0		0- 0	NON-CONFERENCE	0- 0	3- 8				
1- 2	0- 0		0- 0	HOME	0- 0	1- 2				
2- 7	0- 0		0- 0	AWAY	0- 0	2- 6				
0- 0	0- 0		0- 0	NEUTRAL	0- 0	0- 0				
3- 14	0- 0		0- 0	CONFERENCE	0- 0	3- 12				
2- 6	0- 0		0- 0	HOME	0- 0	2- 5				
1- 7	0- 0		0- 0	AWAY	0- 0	1- 6				
0- 1	0- 0		0- 0	NEUTRAL	0- 0	0- 1				

[illegible]

Non-Div I Games:

South Carolina St.

Loss, Non-Conf, S Site, H Home A Away N Neutral

RPI	S	Opponent	Score	
324	H	Winston-Salem	64	44
340	A	Norfolk St.	52	75
340	H	Norfolk St.	81	62

South Carolina St.
S
t
.

S
o
u
t
h
C
a
r
o
l
i
n
a
S
t
.

S
o
u
t
h
C
a
r
o
l
i
n
a
S
t
.

Average RPI Win:	190	WON-LOST	WINNING	LAST 12	STRENGTH OF	OPP. STRENGTH	TEAM	ADJ.	CONF.	ADJ CONF.
Average RPI Loss:	34	RECORD	PCT. RANK	GAMES	SCHEDULE	OF SCHEDULE	RPI	RPI	RPI	RPI
DIV. I ONLY	31- 2	2	12- 0	138	153	24	26	20	20	
DIV. I NON-CONF.	11- 1	13	0- 0	32	9	7	8	21	21	
TOTALS	RPI 1-25	RPI 26-50	W-L RECORDS	RPI 51-100	RPI 150+					
31- 2	0- 1	3- 0	OVERALL	4- 1	21- 0					
14- 0	0- 0	1- 0	HOME	2- 0	10- 0					
12- 1	0- 0	1- 0	AWAY	1- 1	9- 0					
5- 1	0- 1	1- 0	NEUTRAL	1- 0	2- 0					
11- 1	0- 1	3- 0	NON-CONFERENCE	2- 0	3- 0					
5- 0	0- 0	1- 0	HOME	1- 0	2- 0					
4- 0	0- 0	1- 0	AWAY	1- 0	1- 0					
2- 1	0- 1	1- 0	NEUTRAL	0- 0	0- 0					
20- 1	0- 0	0- 0	CONFERENCE	2- 1	18- 0					
9- 0	0- 0	0- 0	HOME	1- 0	8- 0					
8- 1	0- 0	0- 0	AWAY	0- 1	8- 0					
3- 0	0- 0	0- 0	NEUTRAL	1- 0	2- 0					

RPI 1-25				RPI 26-50				Team's RPI: 26				RPI 51-100				RPI 101+			
RPI	S	Opponent	Score	RPI	S	Opponent	Score	RPI	S	Opponent	Score	RPI	S	Opponent	Score	RPI	S	Opponent	Score
2	N	Maryland	56 68	32	A	Gonzaga	78 64	52	A	Minnesota	65 55	110	A	Missouri	55 50				
				48	N	Montana	64 59	59	H	Wisconsin	64 44	118	N	Illinois	62 60				
				49	H	Utah	70 58	66	A	Oakland	51 67	145	H	Valparaiso	74 58				
								66	H	Oakland	88 75	171	H	Oregon	80 63				
								66	N	Oakland	79 69	172	A	UNI	82 69				
												176	A	North Dakota St.	70 36				
												176	H	North Dakota St.	64 48				
												198	A	IUPUI	64 48				
												198	H	IUPUI	96 49				
												198	N	IUPUI	68 53				
												247	A	Oral Roberts	71 64				
												247	H	Oral Roberts	76 52				
												247	N	Oral Roberts	77 49				
												249	A	IPFW	71 48				
												249	H	IPFW	83 56				
												254	H	UC Davis	59 47				
												270	A	UMKC	83 63				
												270	H	UMKC	93 61				
												280	A	Western Ill.	52 31				
												280	H	Western Ill.	81 47				
												299	A	Southern Utah	87 50				
												299	H	Southern Utah	87 42				
												332	A	Centenary (LA)	97 52				
												332	H	Centenary (LA)	63 41				
LAST 12 Division I GAMES:																			
				66	N	Oakland	79 69	299	H	Southern Utah	87 42								
				198	N	IUPUI	68 53	270	H	UMKC	93 61								
				247	N	Oral Roberts	77 49	198	A	IUPUI	64 48								
				247	A	Oral Roberts	71 64	280	A	Western Ill.	52 31								
				332	A	Centenary (LA)	97 52	249	H	IPFW	83 56								
				176	A	North Dakota St.	70 36	66	H	Oakland	88 75								

Non-Div I Games:

South Dakota St.

■ Loss,
 ■ Non-Conf, S Site,
 ■ Home
 ■ Away
 N Neutral

Average RPI Win:	158	WON-LOST	WINNING	LAST 12	STRENGTH OF	OPP. STRENGTH	TEAM	ADJ.	CONF.	ADJ CONF.
Average RPI Loss:	36	RECORD	PCT. RANK	GAMES	SCHEDULE	OF SCHEDULE	RPI	RPI	RPI	RPI
DIV. I ONLY	22- 10	61	7- 5	67	55	45	45	3	3	
DIV. I NON-CONF.	13- 1	6	0- 0	264	221	59	60	4	4	
TOTALS	RPI 1-25	RPI 26-50	W-L RECORDS	RPI 51-100	RPI 150+					
22- 10	1- 5	3- 1	OVERALL	5- 4	10- 0					
13- 5	0- 3	0- 0	HOME	2- 2	10- 0					
6- 4	1- 2	2- 0	AWAY	1- 2	0- 0					
3- 1	0- 0	1- 1	NEUTRAL	2- 0	0- 0					
13- 1	0- 0	1- 1	NON-CONFERENCE	1- 0	10- 0					
10- 0	0- 0	0- 0	HOME	0- 0	10- 0					
1- 0	0- 0	0- 0	AWAY	0- 0	0- 0					
2- 1	0- 0	1- 1	NEUTRAL	1- 0	0- 0					
9- 9	1- 5	2- 0	CONFERENCE	4- 4	0- 0					
3- 5	0- 3	0- 0	HOME	2- 2	0- 0					
5- 4	1- 2	2- 0	AWAY	1- 2	0- 0					
1- 0	0- 0	0- 0	NEUTRAL	1- 0	0- 0					

RPI	S	Opponent	Score	RPI	S	Opponent	Score	Team's RPI: 45	RPI	S	Opponent	Score	RPI	S	Opponent	Score
1	A	Connecticut	42 79	27	N	California	55 85		51	N	Texas Tech	71 61	107	H	Seton Hall	80 51
1	H	Connecticut	37 83	31	A	DePaul	76 69		58	A	Marquette	60 68	124	A	Tulane	80 66
4	H	Louisville	60 76	35	A	Villanova	52 50		58	H	Marquette	56 71	136	A	Providence	86 62
15	H	Notre Dame	79 86	37	N	Iowa	82 79		71	H	St. John's (NY)	81 71	188	H	Coppin St.	97 43
16	A	Pittsburgh	47 79						74	A	Syracuse	88 79	215	H	Central Conn. St.	100 41
17	A	Rutgers	59 56						77	H	Georgetown	68 86	230	H	Southern U.	100 47
									96	H	Cincinnati	84 78	232	H	Loyola (MD)	94 46
									96	N	Cincinnati	68 58	245	H	FIU	99 71
									98	A	West Virginia	75 90	267	H	North Fla.	90 44
													288	H	Stetson	103 55
													293	H	Northern Ariz.	82 43
													314	H	Grambling	126 62
													323	H	Jackson St.	110 51
LAST 12 Division I GAMES:																
1	A	Connecticut	42 79	15	H	Notre Dame	79 86									
96	N	Cincinnati	68 58	107	H	Seton Hall	80 51									
35	A	Villanova	52 50	74	A	Syracuse	88 79									
96	H	Cincinnati	84 78	58	H	Marquette	56 71									
31	A	DePaul	76 69	17	A	Rutgers	59 56									
98	A	West Virginia	75 90	77	H	Georgetown	68 86									

Non-Div I Games:

South Fla.

Average RPI Win:	257	WON-LOST	WINNING	LAST 12	STRENGTH OF	OPP. STRENGTH	TEAM	ADJ.	CONF.	ADJ CONF.
Average RPI Loss:	164	RECORD	PCT. RANK	GAMES	SCHEDULE	OF SCHEDULE	RPI	RPI	RPI	RPI
DIV. I ONLY	13- 15	189	5- 6	284	274	240	240	28	28	
DIV. I NON-CONF.	3- 6	235	0- 0	186	98	229	226	27	26	
TOTALS	RPI 1-25	RPI 26-50	W-L RECORDS	RPI 51-100	RPI 150+					
13- 15	0- 1	0- 0	OVERALL	1- 0	10- 8					
9- 4	0- 0	0- 0	HOME	1- 0	6- 3					
4- 9	0- 1	0- 0	AWAY	0- 0	4- 4					
0- 2	0- 0	0- 0	NEUTRAL	0- 0	0- 1					
3- 6	0- 1	0- 0	NON-CONFERENCE	1- 0	2- 1					
3- 1	0- 0	0- 0	HOME	1- 0	2- 0					
0- 3	0- 1	0- 0	AWAY	0- 0	0- 0					
0- 2	0- 0	0- 0	NEUTRAL	0- 0	0- 1					
10- 9	0- 0	0- 0	CONFERENCE	0- 0	8- 7					
6- 3	0- 0	0- 0	HOME	0- 0	4- 3					
4- 6	0- 0	0- 0	AWAY	0- 0	4- 4					
0- 0	0- 0	0- 0	NEUTRAL	0- 0	0- 0					

RPI 1-25				RPI 26-50				RPI 51-100				RPI 101+ Team's RPI: 240			
RPI	S	Opponent	Score	RPI	S	Opponent	Score	RPI	S	Opponent	Score	RPI	S	Opponent	Score
12	A	Florida St.	31 62					73	H	UALR	57 45	110	A	Missouri	31 60
												122	A	Eastern Ill.	53 73
												122	H	Eastern Ill.	58 51
												131	H	Indiana St.	72 75
												135	A	Southern Miss.	47 64
												136	N	Providence	59 67
												150	A	Murray St.	65 80
												150	H	Murray St.	69 51
												189	A	Austin Peay	74 80
												189	H	Austin Peay	50 61
												199	A	Morehead St.	54 55
												199	H	Morehead St.	68 74
												202	H	Missouri St.	67 64
												205	A	Tennessee St.	66 77
												205	A	Tennessee St.	54 70
												205	H	Tennessee St.	55 59
												268	A	Tennessee Tech	56 41
												268	H	Tennessee Tech	61 55
												277	N	Alabama St.	53 60
												310	A	Eastern Ky.	66 56
												310	H	Eastern Ky.	71 54
												318	A	Jacksonville St.	82 60
												318	H	Jacksonville St.	57 37
												330	H	Central Ark.	60 41
												338	A	Tenn.-Martin	62 54
												338	H	Tenn.-Martin	58 39
LAST 12 Division I GAMES:															
205	A	Tennessee St.	66 77	310	A	Eastern Ky.	66 56								
189	A	Austin Peay	74 80	122	A	Eastern Ill.	53 73								
205	A	Tennessee St.	54 70	268	H	Tennessee Tech	61 55								
338	H	Tenn.-Martin	58 39	318	H	Jacksonville St.	57 37								
150	H	Murray St.	69 51	150	A	Murray St.	65 80								
199	A	Morehead St.	54 55	338	A	Tenn.-Martin	62 54								

Non-Div I Games: Bethel (TN) 73 54 Harris-Stowe 73 45

Southeast Mo. St.

Loss, Non-Conf, S Site, H Home A Away N Neutral

Average RPI Win:	273	WON-LOST	WINNING	LAST 12	STRENGTH OF	OPP. STRENGTH	TEAM	ADJ.	CONF.	ADJ CONF.
Average RPI Loss:	161	RECORD	PCT. RANK	GAMES	SCHEDULE	OF SCHEDULE	RPI	RPI	RPI	RPI
DIV. I ONLY	17- 11	104	9- 3	329	281	213	216	21	21	
DIV. I NON-CONF.	8- 5	110	2- 0	333	256	231	231	26	27	
TOTALS	RPI 1-25	RPI 26-50	W-L RECORDS	RPI 51-100	RPI 150+					
17- 11	0- 1	0- 0	OVERALL	0- 2	16- 6					
12- 2	0- 0	0- 0	HOME	0- 1	12- 1					
5- 8	0- 1	0- 0	AWAY	0- 1	4- 4					
0- 1	0- 0	0- 0	NEUTRAL	0- 0	0- 1					
8- 5	0- 1	0- 0	NON-CONFERENCE	0- 2	8- 1					
6- 1	0- 0	0- 0	HOME	0- 1	6- 0					
2- 4	0- 1	0- 0	AWAY	0- 1	2- 1					
0- 0	0- 0	0- 0	NEUTRAL	0- 0	0- 0					
9- 6	0- 0	0- 0	CONFERENCE	0- 0	8- 5					
6- 1	0- 0	0- 0	HOME	0- 0	6- 1					
3- 4	0- 0	0- 0	AWAY	0- 0	2- 3					
0- 1	0- 0	0- 0	NEUTRAL	0- 0	0- 1					

RPI 1-25				RPI 26-50				RPI 51-100				RPI 101+ Team's RPI: 216			
RPI	S	Opponent	Score	RPI	S	Opponent	Score	RPI	S	Opponent	Score	RPI	S	Opponent	Score
20	A	LSU	40 65					90	A	Mississippi	73 85	101	A	UTSA	57 58
								94	H	Alabama	48 59	111	A	Houston	58 73
												112	A	Texas-Arlington	82 74
												163	H	Lamar	64 53
												185	A	New Orleans	47 61
												218	A	Stephen F. Austin	66 69
												218	H	Stephen F. Austin	58 63
												230	H	Southern U.	49 43
												231	A	Northwestern St.	43 66
												231	H	Northwestern St.	69 64
												231	N	Northwestern St.	45 51
												234	H	Texas St.	67 58
												246	H	Sam Houston St.	82 64
												267	H	North Fla.	66 46
												272	A	McNeese St.	53 57
												272	H	McNeese St.	53 50
												276	A	A&M-Corpus Christi	76 72
												288	H	Stetson	66 60
												329	H	Alcorn St.	74 40
												330	A	Central Ark.	65 55
												330	H	Central Ark.	71 54
												331	H	Savannah St.	73 60
												332	A	Centenary (LA)	78 52
												336	A	Nicholls St.	85 46
												336	H	Nicholls St.	84 46
LAST 12 Division I GAMES:															
231	N	Northwestern St.	45 51	112	A	Texas-Arlington	82 74								
231	H	Northwestern St.	69 64	336	H	Nicholls St.	84 46								
272	H	McNeese St.	53 50	101	A	UTSA	57 58								
330	A	Central Ark.	65 55	234	H	Texas St.	67 58								
276	A	A&M-Corpus Christi	76 72	336	A	Nicholls St.	85 46								
218	H	Stephen F. Austin	58 63	330	H	Central Ark.	71 54								

Non-Div I Games: William Carey 94 58 Millsaps 63 32

Southeastern La.

■ Loss,
 ■ Non-Conf, S Site,
 ■ Home
 ■ Away
 N Neutral

Average RPI Win:	141	WON-LOST	WINNING	LAST 12	STRENGTH OF	OPP. STRENGTH	TEAM	ADJ.	CONF.	ADJ CONF.
Average RPI Loss:	50	RECORD	PCT. RANK	GAMES	SCHEDULE	OF SCHEDULE	RPI	RPI	RPI	RPI
DIV. I ONLY	17- 15	149	6- 6	19	69	60	60	6	6	
DIV. I NON-CONF.	6- 5	133	0- 0	19	92	67	68	6	6	
TOTALS	RPI 1-25	RPI 26-50	W-L RECORDS	RPI 51-100	RPI 150+					
17- 15	0- 4	2- 6	OVERALL	3- 3	9- 1					
11- 6	0- 3	2- 2	HOME	3- 0	4- 0					
5- 6	0- 1	0- 3	AWAY	0- 2	4- 0					
1- 3	0- 0	0- 1	NEUTRAL	0- 1	1- 1					
6- 5	0- 1	0- 2	NON-CONFERENCE	1- 1	3- 1					
4- 1	0- 1	0- 0	HOME	1- 0	1- 0					
1- 1	0- 0	0- 1	AWAY	0- 0	1- 0					
1- 3	0- 0	0- 1	NEUTRAL	0- 1	1- 1					
11- 10	0- 3	2- 4	CONFERENCE	2- 2	6- 0					
7- 5	0- 2	2- 2	HOME	2- 0	3- 0					
4- 5	0- 1	0- 2	AWAY	0- 2	3- 0					
0- 0	0- 0	0- 0	NEUTRAL	0- 0	0- 0					

RPI 1-25				RPI 26-50				RPI 51-100 Team's RPI: 60				RPI 101+			
RPI	S	Opponent	Score	RPI	S	Opponent	Score	RPI	S	Opponent	Score	RPI	S	Opponent	Score
5	H	Duke	89 97	27	A	California	71 73	62	A	UCLA	75 87	132	A	Arizona	77 71
10	A	Stanford	53 81	27	H	California	69 67	62	H	UCLA	87 76	132	H	Arizona	61 74
10	H	Stanford	74 85	27	H	California	64 66	70	A	Oregon St.	58 61	140	H	Harvard	95 74
10	H	Stanford	64 89	30	A	Arizona St.	71 83	70	H	Oregon St.	78 54	142	H	Michigan	81 53
				30	H	Arizona St.	69 72	85	H	UC Santa Barbara	62 53	156	A	Pepperdine	69 55
				30	H	Arizona St.	70 65	93	N	BYU	64 65	162	N	Utah Valley	64 66
				38	N	Charlotte	60 62					171	A	Oregon	94 64
				49	A	Utah	77 87					171	H	Oregon	66 56
LAST 12 Division I GAMES:															
10	H	Stanford	64 89	27	H	California	64 66								
27	H	California	69 67	182	A	Washington	77 53								
30	H	Arizona St.	70 65	208	A	Washington St.	68 57								
171	A	Oregon	94 64	132	H	Arizona	61 74								
70	A	Oregon St.	58 61	30	H	Arizona St.	69 72								
10	H	Stanford	74 85	62	H	UCLA	87 76								

Non-Div I Games:

Southern California

■ Loss,
 ■ Non-Conf,
 ■ S Site,
 ■ H Home
 ■ A Away
 N Neutral

Average RPI Win:	196	WON-LOST	WINNING	LAST 12	STRENGTH OF	OPP. STRENGTH	TEAM	ADJ.	CONF.	ADJ CONF.
Average RPI Loss:	125	RECORD	PCT. RANK	GAMES	SCHEDULE	OF SCHEDULE	RPI	RPI	RPI	RPI
DIV. I ONLY	9- 19	271	5- 7	136	104	234	229	10	10	
DIV. I NON-CONF.	4- 5	194	0- 0	175	209	190	187	9	9	
TOTALS	RPI 1-25	RPI 26-50	W-L RECORDS	RPI 51-100	RPI 150+					
9- 19	0- 1	0- 1	OVERALL	0- 4	7- 8					
8- 5	0- 0	0- 0	HOME	0- 2	6- 1					
1- 11	0- 0	0- 1	AWAY	0- 2	1- 5					
0- 3	0- 1	0- 0	NEUTRAL	0- 0	0- 2					
4- 5	0- 1	0- 1	NON-CONFERENCE	0- 0	3- 3					
3- 1	0- 0	0- 0	HOME	0- 0	2- 1					
1- 2	0- 0	0- 1	AWAY	0- 0	1- 1					
0- 2	0- 1	0- 0	NEUTRAL	0- 0	0- 1					
5- 14	0- 0	0- 0	CONFERENCE	0- 4	4- 5					
5- 4	0- 0	0- 0	HOME	0- 2	4- 0					
0- 9	0- 0	0- 0	AWAY	0- 2	0- 4					
0- 1	0- 0	0- 0	NEUTRAL	0- 0	0- 1					









































































RPI 1-25				RPI 26-50				RPI 51-100				RPI 101+				Team's RPI: 229	
RPI	S	Opponent	Score	RPI	S	Opponent	Score	RPI	S	Opponent	Score	RPI	S	Opponent	Score		
21	N	Florida	56 67	31	A	DePaul	42 85	53	A	Illinois St.	51 75	105	A	Drake	46 57		
								53	H	Illinois St.	68 71	105	H	Drake	69 79		
								72	A	Creighton	53 66	114	A	Bradley	49 73		
								72	H	Creighton	43 55	114	H	Bradley	48 60		
												131	A	Indiana St.	37 63		
												131	H	Indiana St.	74 71		
												134	H	St. Louis	85 77		
												153	A	Evansville	65 70		
												153	H	Evansville	65 59		
												153	N	Evansville	53 58		
												155	N	Hofstra	67 71		
												158	H	Arkansas St.	79 76		
												172	A	UNI	41 54		
												172	H	UNI	58 40		
												186	H	Northern Ill.	55 67		
												202	A	Missouri St.	57 69		
												202	H	Missouri St.	69 58		
												214	A	Wichita St.	64 73		
												214	H	Wichita St.	76 66		
												263	A	Chicago St.	68 71		
												268	H	Tennessee Tech	74 67		
												330	A	Central Ark.	69 68		
LAST 12 Division I GAMES:																	
				153	N	Evansville	53 58					72	A	Creighton	53 66		
				153	H	Evansville	65 59					105	A	Drake	46 57		
				202	A	Missouri St.	57 69					172	H	UNI	58 40		
				214	A	Wichita St.	64 73					114	H	Bradley	48 60		
				131	H	Indiana St.	74 71					202	H	Missouri St.	69 58		
				53	H	Illinois St.	68 71					214	H	Wichita St.	76 66		

Non-Div I Games:

Southern Ill.

■ Loss,
 ■ Non-Conf,
 ■ S Site,
 ■ Home
 ■ A Away
 N Neutral

Average RPI Win: 200	WON-LOST	WINNING	LAST 12	STRENGTH OF	OPP. STRENGTH	TEAM	ADJ.	CONF.	ADJ CONF.
Average RPI Loss: 122	RECORD	PCT. RANK	GAMES	SCHEDULE	OF SCHEDULE	RPI	RPI	RPI	RPI
DIV. I ONLY	19- 12	100	7- 5	205	129	129	135	11	11
DIV. I NON-CONF.	6- 6	152	0- 0	275	218	213	213	11	11
TOTALS	RPI 1-25	RPI 26-50	W-L RECORDS	RPI 51-100	RPI 150+				
19- 12	0- 0	0- 1	OVERALL	1- 2	14- 3				
11- 3	0- 0	0- 1	HOME	1- 0	7- 1				
6- 7	0- 0	0- 0	AWAY	0- 1	5- 2				
2- 2	0- 0	0- 0	NEUTRAL	0- 1	2- 0				
6- 6	0- 0	0- 1	NON-CONFERENCE	0- 2	6- 1				
4- 2	0- 0	0- 1	HOME	0- 0	4- 0				
1- 3	0- 0	0- 0	AWAY	0- 1	1- 1				
1- 1	0- 0	0- 0	NEUTRAL	0- 1	1- 0				
13- 6	0- 0	0- 0	CONFERENCE	1- 0	8- 2				
7- 1	0- 0	0- 0	HOME	1- 0	3- 1				
5- 4	0- 0	0- 0	AWAY	0- 0	4- 1				
1- 1	0- 0	0- 0	NEUTRAL	0- 0	1- 0				

RPI S	Opponent	Score	RPI S	Opponent	Score	RPI S	Opponent	Score	RPI S	Opponent	Score	Team's RPI: 135
			41   Mississippi St.	61   72		65 N	 Oklahoma St.	72   75		111  Houston	74 65	
						73  UALR	44   66			117  UCF	59   65	
						84  SMU	75 65			117  UCF	69 64	
										117 N UCF	54   65	
										119  South Ala.	64   66	
										124  Tulane	72 55	
										124  Tulane	60   77	
										125  East Carolina	58   64	
										125  East Carolina	68 60	
										142  Michigan	51   61	
										154  Marshall	69 61	
										154  Marshall	70 64	
										154 N Marshall	64 56	
										160  UTEP	87   105	
										179  La.-Monroe	57   75	
										200  Memphis	74 65	
										200  Memphis	74   77	
										204  UAB	79 67	
										204  UAB	71 52	
										205  Tennessee St.	79 57	
										240  Southeast Mo. St.	64 47	
										246  Sam Houston St.	72 60	
										251  Rice	65 50	
										252  Tulsa	72 43	
										302 N Cal St. Northridge	73 68	
										329  Alcorn St.	79 47	
LAST 12 Division I GAMES:												
			117 N UCF	54   65		124  Tulane	60   77					
			154 N Marshall	64 56		154  Marshall	69 61					
			124  Tulane	72 55		125  East Carolina	58   64					
			200  Memphis	74   77		252  Tulsa	72 43					
			204  UAB	71 52		84  SMU	75 65					
			160  UTEP	87   105		125  East Carolina	68 60					

Non-Div I Games: William Carey 80 71

Southern Miss.

 Loss,  Non-Conf, S Site,  Home  Away N Neutral

RPI	S	Opponent	Score
336	H	Nicholls St.	101 41

Southern Miss.

S
o
u
t
h
e
r
n
M
i
s
s
.

S
o
u
t
h
e
r
n
M
i
s
s

Average RPI Win:	280	WON-LOST	WINNING	LAST 12	STRENGTH OF	OPP. STRENGTH	TEAM	ADJ.	CONF.	ADJ CONF.
Average RPI Loss:	204	RECORD	PCT. RANK	GAMES	SCHEDULE	OF SCHEDULE	RPI	RPI	RPI	RPI
DIV. I ONLY	14- 13	150	6- 6	274	339	230	230	32	32	
DIV. I NON-CONF.	1- 5	308	0- 0	5	107	159	160	32	32	
TOTALS	RPI 1-25	RPI 26-50	W-L RECORDS	RPI 51-100	RPI 150+					
14- 13	0- 1	0- 2	OVERALL	0- 0	13- 10					
7- 3	0- 0	0- 0	HOME	0- 0	6- 3					
5- 8	0- 0	0- 2	AWAY	0- 0	5- 6					
2- 2	0- 1	0- 0	NEUTRAL	0- 0	2- 1					
1- 5	0- 1	0- 2	NON-CONFERENCE	0- 0	0- 2					
1- 0	0- 0	0- 0	HOME	0- 0	0- 0					
0- 4	0- 0	0- 2	AWAY	0- 0	0- 2					
0- 1	0- 1	0- 0	NEUTRAL	0- 0	0- 0					
13- 8	0- 0	0- 0	CONFERENCE	0- 0	13- 8					
6- 3	0- 0	0- 0	HOME	0- 0	6- 3					
5- 4	0- 0	0- 0	AWAY	0- 0	5- 4					
2- 1	0- 0	0- 0	NEUTRAL	0- 0	2- 1					

RPI 1-25				RPI 26-50				RPI 51-100				RPI 101+ Team's RPI: 230			
RPI	S	Opponent	Score	RPI	S	Opponent	Score	RPI	S	Opponent	Score	RPI	S	Opponent	Score
5	N	Duke	52 93	31	A	DePaul	54 86					119	H	South Ala.	62 58
				45	A	South Fla.	47 100					167	A	Prairie View	51 59
												167	H	Prairie View	63 58
												167	N	Prairie View	49 74
												216	A	Southeastern La.	43 49
												231	A	Northwestern St.	53 66
												277	A	Alabama St.	57 52
												277	H	Alabama St.	47 51
												278	A	Ark.-Pine Bluff	54 43
												278	H	Ark.-Pine Bluff	52 46
												284	A	Mississippi Val.	48 52
												284	H	Mississippi Val.	56 61
												284	N	Mississippi Val.	64 56
												294	A	Alabama A&M	56 54
												294	H	Alabama A&M	55 37
												314	A	Grambling	53 54
												314	H	Grambling	35 36
												315	A	Texas Southern	56 59
												315	H	Texas Southern	71 42
												315	N	Texas Southern	57 49
												323	A	Jackson St.	62 55
												323	H	Jackson St.	43 40
												329	A	Alcorn St.	65 59
												329	H	Alcorn St.	67 56
LAST 12 Division I GAMES:															
				167	N	Prairie View	49 74			294	H	Alabama A&M	55 37		
				284	N	Mississippi Val.	64 56			277	H	Alabama St.	47 51		
				315	N	Texas Southern	57 49			284	A	Mississippi Val.	48 52		
				167	A	Prairie View	51 59			278	A	Ark.-Pine Bluff	54 43		
				315	A	Texas Southern	56 59			323	H	Jackson St.	43 40		
				329	H	Alcorn St.	67 56			314	H	Grambling	35 36		

Non-Div I Games: Tougaloo 73 50 Southern-N.O. 86 37

Southern U.

Loss, Non-Conf, S Site, H Home A Away N Neutral

Southern Utah

Through Games Of Sunday, March 15, 2009

Average RPI Win:	263	WON-LOST	WINNING	LAST 12	STRENGTH OF	OPP. STRENGTH	TEAM	ADJ.	CONF.	ADJ CONF.
Average RPI Loss:	180	RECORD	PCT. RANK	GAMES	SCHEDULE	OF SCHEDULE	RPI	RPI	RPI	RPI
DIV. I ONLY	7- 20	298	3- 9	253	247	298	299	20	20	
DIV. I NON-CONF.	2- 7	288	0- 0	256	255	303	301	21	21	
TOTALS	RPI 1-25	RPI 26-50	W-L RECORDS	RPI 51-100	RPI 150+					
7- 20	0- 0	0- 2	OVERALL	1- 3	6- 15					
6- 6	0- 0	0- 1	HOME	1- 0	5- 5					
1- 14	0- 0	0- 1	AWAY	0- 3	1- 10					
0- 0	0- 0	0- 0	NEUTRAL	0- 0	0- 0					
2- 7	0- 0	0- 0	NON-CONFERENCE	0- 2	2- 5					
2- 1	0- 0	0- 0	HOME	0- 0	2- 1					
0- 6	0- 0	0- 0	AWAY	0- 2	0- 4					
0- 0	0- 0	0- 0	NEUTRAL	0- 0	0- 0					
5- 13	0- 0	0- 2	CONFERENCE	1- 1	4- 10					
4- 5	0- 0	0- 1	HOME	1- 0	3- 4					
1- 8	0- 0	0- 1	AWAY	0- 1	1- 6					
0- 0	0- 0	0- 0	NEUTRAL	0- 0	0- 0					

RPI S	Opponent	Score	RPI S	Opponent	Score	RPI S	Opponent	Score	RPI S	Opponent	Score	Team's RPI: 299
26	A South Dakota St.	42 87	26	H South Dakota St.	50 87	66	A Oakland	55 56	162	A Utah Valley	50 72	
						66	H Oakland	73 72	164	A UNLV	58 71	
						69	A Nebraska	57 65	176	A North Dakota St.	57 68	
						93	A BYU	64 70	176	H North Dakota St.	67 75	
									198	A IUPUI	47 68	
									198	H IUPUI	53 76	
									220	A Utah St.	37 52	
									227	A Boise St.	60 74	
									247	A Oral Roberts	59 64	
									247	H Oral Roberts	74 76	
									249	A IPFW	56 64	
									249	H IPFW	67 69	
									254	H UC Davis	44 64	
									270	A UMKC	57 60	
									270	H UMKC	68 52	
									271	H Idaho St.	75 61	
									280	A Western Ill.	48 59	
									280	H Western Ill.	51 48	
									293	H Northern Ariz.	76 64	
									332	A Centenary (LA)	59 37	
									332	H Centenary (LA)	84 68	
LAST 12 Division I GAMES:												
66	A Oakland	55 56	270	A UMKC	57 60							
249	A IPFW	56 64	198	H IUPUI	53 76							
247	H Oral Roberts	74 76	280	H Western Ill.	51 48							
332	H Centenary (LA)	84 68	332	A Centenary (LA)	59 37							
26	A South Dakota St.	42 87	247	A Oral Roberts	59 64							
176	A North Dakota St.	57 68	176	H North Dakota St.	67 75							

Non-Div I Games: Western Ore. 85 52 Westminster (UT) 85 67

Southern Utah

Loss, Non-Conf, S Site, H Home A Away N Neutral

St. Bonaventure

Through Games Of Sunday, March 15, 2009

Average RPI Win:	187	WON-LOST	WINNING	LAST 12	STRENGTH OF	OPP. STRENGTH	TEAM	ADJ.	CONF.	ADJ CONF.
Average RPI Loss:	61	RECORD	PCT. RANK	GAMES	SCHEDULE	OF SCHEDULE	RPI	RPI	RPI	RPI
DIV. I ONLY	21- 10	67	7- 5	93	99	66	68	7	7	
DIV. I NON-CONF.	11- 4	57	0- 0	142	247	79	82	7	7	
TOTALS	RPI 1-25	RPI 26-50	W-L RECORDS	RPI 51-100	RPI 150+					
21- 10	1- 2	2- 3	OVERALL	2- 4	13- 0					
12- 2	1- 0	2- 0	HOME	1- 2	7- 0					
8- 7	0- 1	0- 3	AWAY	1- 2	6- 0					
1- 1	0- 1	0- 0	NEUTRAL	0- 0	0- 0					
11- 4	0- 0	1- 2	NON-CONFERENCE	0- 2	9- 0					
6- 1	0- 0	1- 0	HOME	0- 1	4- 0					
5- 3	0- 0	0- 2	AWAY	0- 1	5- 0					
0- 0	0- 0	0- 0	NEUTRAL	0- 0	0- 0					
10- 6	1- 2	1- 1	CONFERENCE	2- 2	4- 0					
6- 1	1- 0	1- 0	HOME	1- 1	3- 0					
3- 4	0- 1	0- 1	AWAY	1- 1	1- 0					
1- 1	0- 1	0- 0	NEUTRAL	0- 0	0- 0					

RPI	S	Opponent	Score	RPI	S	Opponent	Score	RPI	S	Opponent	Score	RPI	S	Opponent	Score
23	A	Xavier	59 74	34	A	Marist	45 48	66	A	Oakland	72 76	106	H	Canisius	60 56
24	H	Temple	55 52	38	H	Charlotte	73 65	74	H	Syracuse	68 69	134	A	St. Louis	57 64
24	N	Temple	63 67	43	A	Richmond	64 71	76	H	Dayton	55 45	143	A	St. Joseph's	64 52
				46	A	Bowling Green	59 77	80	A	George Washington	60 66	143	N	St. Joseph's	72 65
				50	H	Michigan St.	63 52	89	A	Duquesne	61 55	201	A	Akron	71 67
								89	H	Duquesne	68 70	213	H	Binghamton	66 51
												217	H	Massachusetts	67 44
												219	H	Rhode Island	54 48
												233	H	La Salle	62 57
												248	A	Buffalo	77 58
												249	H	IPFW	69 58
												257	H	Cornell	70 49
												265	A	Fordham	56 48
												266	A	Yale	68 35
												282	H	Fairleigh Dickinson	71 47
												301	A	Bryant	67 58
												305	A	Niagara	64 43
LAST 12 Division I GAMES:															
		24 N Temple	63 67			265 A Fordham	56 48								
		143 N St. Joseph's	72 65			219 H Rhode Island	54 48								
		38 H Charlotte	73 65			143 A St. Joseph's	64 52								
		134 A St. Louis	57 64			76 H Dayton	55 45								
		80 A George Washington	60 66			23 A Xavier	59 74								
		89 H Duquesne	68 70			89 A Duquesne	61 55								

Non-Div I Games:

St. Bonaventure

■ Loss,
 ■ Non-Conf,
 ■ S Site,
 ■ Home
 ■ A Away
 N Neutral

Average RPI Win:	293	WON-LOST	WINNING	LAST 12	STRENGTH OF	OPP. STRENGTH	TEAM	ADJ.	CONF.	ADJ CONF.
Average RPI Loss:	221	RECORD	PCT. RANK	GAMES	SCHEDULE	OF SCHEDULE	RPI	RPI	RPI	RPI
DIV. I ONLY	4- 25	326	1- 11	321	313	335	335	26	27	
DIV. I NON-CONF.	1- 10	329	0- 1	320	336	338	338	28	28	
TOTALS	RPI 1-25	RPI 26-50	W-L RECORDS	RPI 51-100	RPI 150+					
4- 25	0- 0	0- 0	OVERALL	0- 3	4- 22					
2- 13	0- 0	0- 0	HOME	0- 2	2- 11					
2- 12	0- 0	0- 0	AWAY	0- 1	2- 11					
0- 0	0- 0	0- 0	NEUTRAL	0- 0	0- 0					
1- 10	0- 0	0- 0	NON-CONFERENCE	0- 1	1- 9					
1- 5	0- 0	0- 0	HOME	0- 1	1- 4					
0- 5	0- 0	0- 0	AWAY	0- 0	0- 5					
0- 0	0- 0	0- 0	NEUTRAL	0- 0	0- 0					
3- 15	0- 0	0- 0	CONFERENCE	0- 2	3- 13					
1- 8	0- 0	0- 0	HOME	0- 1	1- 7					
2- 7	0- 0	0- 0	AWAY	0- 1	2- 6					
0- 0	0- 0	0- 0	NEUTRAL	0- 0	0- 0					

RPI 1-25				RPI 26-50				RPI 51-100				RPI 101+ Team's RPI: 335			
RPI	S	Opponent	Score	RPI	S	Opponent	Score	RPI	S	Opponent	Score	RPI	S	Opponent	Score
								57	H	James Madison	53 72	155	A	Hofstra	46 70
								82	A	Sacred Heart	44 75	157	H	Quinnipiac	45 60
								82	H	Sacred Heart	51 60	161	A	Monmouth	54 71
												161	H	Monmouth	56 63
												175	H	Iona	49 67
												193	A	St. Francis (PA)	71 97
												193	H	St. Francis (PA)	54 66
												215	A	Central Conn. St.	52 64
												236	A	Robert Morris	47 73
												236	H	Robert Morris	61 60
												244	A	Mt. St. Mary's	45 63
												244	H	Mt. St. Mary's	50 59
												255	H	Manhattan	59 63
												257	A	Cornell	48 59
												258	A	Columbia	54 78
												275	H	Penn	49 62
												282	A	Fairleigh Dickinson	64 70
												282	H	Fairleigh Dickinson	43 64
												301	A	Bryant	50 53
												301	H	Bryant	55 62
												306	A	Long Island	49 48
												306	H	Long Island	52 64
												312	A	Wagner	65 58
												312	H	Wagner	58 65
												317	H	Albany (NY)	63 60
												333	A	Colgate	54 56
LAST 12 Division I GAMES:															
				82	H	Sacred Heart	51 60					236	H	Robert Morris	61 60
				306	H	Long Island	52 64					161	A	Monmouth	54 71
				301	H	Bryant	55 62					82	A	Sacred Heart	44 75
				215	A	Central Conn. St.	52 64					282	A	Fairleigh Dickinson	64 70
				244	A	Mt. St. Mary's	45 63					312	H	Wagner	58 65
				282	H	Fairleigh Dickinson	43 64					193	H	St. Francis (PA)	54 66

Non-Div I Games:

St. Francis (NY)

■ Loss,
 ■ Non-Conf,
 ■ S Site,
 ■ Home
 ■ Away
 N Neutral

Average RPI Win:	269	WON-LOST	WINNING	LAST 12	STRENGTH OF	OPP. STRENGTH	TEAM	ADJ.	CONF.	ADJ CONF.
Average RPI Loss:	146	RECORD	PCT. RANK	GAMES	SCHEDULE	OF SCHEDULE	RPI	RPI	RPI	RPI
DIV. I ONLY	15- 17	184	8- 4	169	294	195	193	26	27	
DIV. I NON-CONF.	2- 9	299	0- 0	98	245	260	260	28	28	
TOTALS	RPI 1-25	RPI 26-50	W-L RECORDS	RPI 51-100	RPI 150+					
15- 17	0- 1	0- 2	OVERALL	0- 6	15- 8					
8- 5	0- 0	0- 1	HOME	0- 2	8- 2					
5- 12	0- 1	0- 1	AWAY	0- 4	5- 6					
2- 0	0- 0	0- 0	NEUTRAL	0- 0	2- 0					
2- 9	0- 1	0- 2	NON-CONFERENCE	0- 3	2- 3					
1- 3	0- 0	0- 1	HOME	0- 1	1- 1					
1- 6	0- 1	0- 1	AWAY	0- 2	1- 2					
0- 0	0- 0	0- 0	NEUTRAL	0- 0	0- 0					
13- 8	0- 0	0- 0	CONFERENCE	0- 3	13- 5					
7- 2	0- 0	0- 0	HOME	0- 1	7- 1					
4- 6	0- 0	0- 0	AWAY	0- 2	4- 4					
2- 0	0- 0	0- 0	NEUTRAL	0- 0	2- 0					

RPI 1-25				RPI 26-50				RPI 51-100				RPI 101+ Team's RPI: 193			
RPI	S	Opponent	Score	RPI	S	Opponent	Score	RPI	S	Opponent	Score	RPI	S	Opponent	Score
19	A	Virginia	66 82	40	A	Boston College	68 99	82	A	Sacred Heart	66 74	157	A	Quinnipiac	66 77
				46	H	Bowling Green	74 98	82	A	Sacred Heart	64 76	157	H	Quinnipiac	70 59
								82	H	Sacred Heart	69 76	161	H	Monmouth	64 48
								86	H	Lehigh	62 82	180	H	Bucknell	56 61
								89	A	Duquesne	59 87	215	A	Central Conn. St.	67 70
								96	A	Cincinnati	65 75	215	H	Central Conn. St.	64 71
												215	N	Central Conn. St.	73 62
												228	A	Navy	66 76
												236	A	Robert Morris	59 79
												236	H	Robert Morris	74 58
												236	N	Robert Morris	72 60
												244	A	Mt. St. Mary's	68 60
												282	A	Fairleigh Dickinson	78 61
												282	H	Fairleigh Dickinson	75 52
												301	H	Bryant	80 75
												306	A	Long Island	46 66
												306	H	Long Island	71 48
												312	A	Wagner	61 55
												312	H	Wagner	66 51
												315	A	Youngstown St.	61 54
												325	A	Longwood	66 78
												335	A	St. Francis (NY)	66 54
												335	H	St. Francis (NY)	97 71
LAST 12 Division I GAMES:															
				82	A	Sacred Heart	66 74	244	A	Mt. St. Mary's	68 60				
				215	N	Central Conn. St.	73 62	157	H	Quinnipiac	70 59				
				236	N	Robert Morris	72 60	82	H	Sacred Heart	69 76				
				236	H	Robert Morris	74 58	215	A	Central Conn. St.	67 70				
				282	H	Fairleigh Dickinson	75 52	312	A	Wagner	61 55				
				306	A	Long Island	46 66	161	H	Monmouth	64 48				

Non-Div I Games:

St. Francis (PA)

■ Loss,
■ Non-Conf,
■ S Site,
■ Home
■ A Away
N Neutral

Average RPI Win:	167	WON-LOST	WINNING	LAST 12	STRENGTH OF	OPP. STRENGTH	TEAM	ADJ.	CONF.	ADJ CONF.
Average RPI Loss:	35	RECORD	PCT. RANK	GAMES	SCHEDULE	OF SCHEDULE	RPI	RPI	RPI	RPI
DIV. I ONLY	17- 14	138	4- 8	37	62	68	71	3	3	
DIV. I NON-CONF.	12- 1	10	0- 0	123	233	29	31	4	4	
TOTALS	RPI 1-25	RPI 26-50	W-L RECORDS	RPI 51-100	RPI 150+					
17- 14	0- 7	1- 3	OVERALL	3- 4	8- 0					
11- 5	0- 2	1- 1	HOME	1- 2	6- 0					
5- 8	0- 4	0- 2	AWAY	1- 2	2- 0					
1- 1	0- 1	0- 0	NEUTRAL	1- 0	0- 0					
12- 1	0- 1	1- 0	NON-CONFERENCE	1- 0	8- 0					
8- 0	0- 0	1- 0	HOME	0- 0	6- 0					
4- 1	0- 1	0- 0	AWAY	1- 0	2- 0					
0- 0	0- 0	0- 0	NEUTRAL	0- 0	0- 0					
5- 13	0- 6	0- 3	CONFERENCE	2- 4	0- 0					
3- 5	0- 2	0- 1	HOME	1- 2	0- 0					
1- 7	0- 3	0- 2	AWAY	0- 2	0- 0					
1- 1	0- 1	0- 0	NEUTRAL	1- 0	0- 0					

RPI	S	Opponent	Score	RPI	S	Opponent	Score	RPI	S	Opponent	Score	RPI	S	Opponent	Score
1	H	Connecticut	64 77	31	H	DePaul	58 59	58	A	Marquette	56 69	107	A	Seton Hall	89 84
4	A	Louisville	60 89	35	A	Villanova	33 49	74	H	Syracuse	78 79	107	H	Seton Hall	78 57
6	A	Baylor	65 75	40	H	Boston College	72 63	74	N	Syracuse	63 61	115	H	Vermont	70 58
15	A	Notre Dame	67 70	45	A	South Fla.	71 81	77	H	Georgetown	48 64	129	A	Dartmouth	74 39
15	N	Notre Dame	45 62					87	A	Boston U.	74 66	136	H	Providence	57 52
16	A	Pittsburgh	60 79					96	H	Cincinnati	60 53	161	H	Monmouth	52 48
17	H	Rutgers	48 65					98	A	West Virginia	61 63	173	H	Army	61 54
												195	H	Northeastern	70 52
												248	H	Buffalo	81 57
												255	A	Manhattan	63 54
												306	A	Long Island	65 46
												308	H	Howard	66 36
												309	H	Stony Brook	61 49
LAST 12 Division I GAMES:															
15	N	Notre Dame	45 62	4	A	Louisville	60 89								
74	N	Syracuse	63 61	74	H	Syracuse	78 79								
16	A	Pittsburgh	60 79	1	H	Connecticut	64 77								
17	H	Rutgers	48 65	96	H	Cincinnati	60 53								
107	H	Seton Hall	78 57	35	A	Villanova	33 49								
58	A	Marquette	56 69	107	A	Seton Hall	89 84								

Non-Div I Games:

St. John's (NY)

■ Loss,
 ■ Non-Conf,
 ■ S Site,
 ■ H Home
 ■ A Away
 N Neutral

St. Joseph's

Through Games Of Sunday, March 15, 2009

Average RPI Win:	198	WON-LOST	WINNING	LAST 12	STRENGTH OF	OPP. STRENGTH	TEAM	ADJ.	CONF.	ADJ CONF.
Average RPI Loss:	66	RECORD	PCT. RANK	GAMES	SCHEDULE	OF SCHEDULE	RPI	RPI	RPI	RPI
DIV. I ONLY	13- 17	206	4- 8	92	78	147	143	7	7	
DIV. I NON-CONF.	8- 7	147	0- 0	156	44	133	130	7	7	
TOTALS	RPI 1-25	RPI 26-50	W-L RECORDS	RPI 51-100	RPI 150+					
13- 17	0- 4	2- 2	OVERALL	1- 8	10- 0					
8- 5	0- 2	2- 1	HOME	1- 1	5- 0					
4- 10	0- 2	0- 1	AWAY	0- 6	4- 0					
1- 2	0- 0	0- 0	NEUTRAL	0- 1	1- 0					
8- 7	0- 1	1- 1	NON-CONFERENCE	1- 3	6- 0					
5- 1	0- 0	1- 0	HOME	1- 0	3- 0					
2- 5	0- 1	0- 1	AWAY	0- 3	2- 0					
1- 1	0- 0	0- 0	NEUTRAL	0- 0	1- 0					
5- 10	0- 3	1- 1	CONFERENCE	0- 5	4- 0					
3- 4	0- 2	1- 1	HOME	0- 1	2- 0					
2- 5	0- 1	0- 0	AWAY	0- 3	2- 0					
0- 1	0- 0	0- 0	NEUTRAL	0- 1	0- 0					

RPI	S	Opponent	Score	RPI	S	Opponent	Score	RPI	S	Opponent	Score	RPI	S	Opponent	Score	Team's RPI: 143
17	A	Rutgers	59 86	32	A	Gonzaga	70 93	63	A	Drexel	61 76	107	H	Seton Hall	67 74	
23	H	Xavier	41 42	35	H	Villanova	66 57	67	A	Hartford	56 80	132	N	Virginia Tech	63 66	
24	A	Temple	48 60	38	H	Charlotte	55 69	68	H	St. Bonaventure	52 64	134	A	St. Louis	72 75	
24	H	Temple	53 58	43	H	Richmond	70 42	68	N	St. Bonaventure	65 72	187	H	Holy Cross	74 53	
								76	A	Dayton	57 84	192	N	Davidson	78 68	
								80	A	George Washington	60 66	201	H	Akron	77 59	
								86	H	Lehigh	71 63	217	H	Massachusetts	77 63	
								88	A	Old Dominion	51 74	219	A	Rhode Island	69 61	
								89	A	Duquesne	51 53	233	H	La Salle	59 42	
												265	A	Fordham	68 52	
												275	A	Penn	66 60	
												298	A	George Mason	72 59	
												322	H	Maine	74 46	
LAST 12 Division I GAMES:																
68	N	St. Bonaventure	65 72	233	H	La Salle	59 42									
76	A	Dayton	57 84	68	H	St. Bonaventure	52 64									
217	H	Massachusetts	77 63	89	A	Duquesne	51 53									
38	H	Charlotte	55 69	219	A	Rhode Island	69 61									
265	A	Fordham	68 52	23	H	Xavier	41 42									
24	A	Temple	48 60	134	A	St. Louis	72 75									

Non-Div I Games:

St. Joseph's

Loss, Non-Conf, S Site, H Home A Away N Neutral

Average RPI Win:	183	WON-LOST	WINNING	LAST 12	STRENGTH OF	OPP. STRENGTH	TEAM	ADJ.	CONF.	ADJ CONF.
Average RPI Loss:	77	RECORD	PCT. RANK	GAMES	SCHEDULE	OF SCHEDULE	RPI	RPI	RPI	RPI
DIV. I ONLY	12- 18	221	4- 8	57	82	137	134	7	7	
DIV. I NON-CONF.	6- 9	206	0- 0	67	60	150	144	7	7	
TOTALS	RPI 1-25	RPI 26-50	W-L RECORDS	RPI 51-100	RPI 150+					
12- 18	0- 3	1- 4	OVERALL	1- 7	8- 2					
6- 8	0- 2	1- 1	HOME	1- 5	3- 0					
5- 8	0- 1	0- 2	AWAY	0- 1	4- 2					
1- 2	0- 0	0- 1	NEUTRAL	0- 1	1- 0					
6- 9	0- 1	1- 1	NON-CONFERENCE	0- 3	4- 2					
3- 4	0- 1	1- 0	HOME	0- 3	2- 0					
2- 4	0- 0	0- 0	AWAY	0- 0	1- 2					
1- 1	0- 0	0- 1	NEUTRAL	0- 0	1- 0					
6- 9	0- 2	0- 3	CONFERENCE	1- 4	4- 0					
3- 4	0- 1	0- 1	HOME	1- 2	1- 0					
3- 4	0- 1	0- 2	AWAY	0- 1	3- 0					
0- 1	0- 0	0- 0	NEUTRAL	0- 1	0- 0					

RPI	S	Opponent	Score	RPI	S	Opponent	Score	RPI	S	Opponent	Score	RPI	S	Opponent	Score	Team's RPI: 134
3	H	Oklahoma	61 87	38	A	Charlotte	56 66	54	H	Kansas	56 75	106	A	Canisius	64 67	
23	H	Xavier	67 70	38	H	Charlotte	58 70	66	H	Oakland	60 68	128	A	Colorado	63 76	
24	A	Temple	56 76	43	A	Richmond	58 66	68	H	St. Bonaventure	64 57	143	H	St. Joseph's	75 72	
				44	N	TCU	59 73	72	H	Creighton	56 68	144	A	Wyoming	74 59	
				47	H	Ball St.	79 69	76	H	Dayton	68 73	191	N	Princeton	53 51	
								76	N	Dayton	52 74	199	A	Morehead St.	86 98	
								80	H	George Washington	62 67	202	H	Missouri St.	68 53	
								89	A	Duquesne	66 84	212	A	Hampton	65 52	
												217	A	Massachusetts	70 67	
												219	A	Rhode Island	63 43	
												229	A	Southern Ill.	77 85	
												233	A	La Salle	77 73	
												259	H	Western Mich.	68 67	
												265	H	Fordham	64 48	
LAST 12 Division I GAMES:																
				76	N	Dayton	52 74	89	A	Duquesne	66 84					
				43	A	Richmond	58 66	24	A	Temple	56 76					
				68	H	St. Bonaventure	64 57	38	H	Charlotte	58 70					
				23	H	Xavier	67 70	217	A	Massachusetts	70 67					
				219	A	Rhode Island	63 43	143	H	St. Joseph's	75 72					
				80	H	George Washington	62 67	38	A	Charlotte	56 66					

Non-Div I Games:

St. Louis

St. Mary's (CA)

Through Games Of Sunday, March 15, 2009

Average RPI Win:	239	WON-LOST	WINNING	LAST 12	STRENGTH OF	OPP. STRENGTH	TEAM	ADJ.	CONF.	ADJ CONF.
Average RPI Loss:	128	RECORD	PCT. RANK	GAMES	SCHEDULE	OF SCHEDULE	RPI	RPI	RPI	RPI
DIV. I ONLY	10- 19	252	5- 7	159	148	238	237	14	14	
DIV. I NON-CONF.	3- 11	291	0- 0	111	131	252	252	15	15	
TOTALS	RPI 1-25	RPI 26-50	W-L RECORDS	RPI 51-100	RPI 150+					
10- 19	0- 1	0- 3	OVERALL	0- 4	9- 6					
7- 4	0- 0	0- 1	HOME	0- 1	6- 1					
3- 12	0- 1	0- 2	AWAY	0- 1	3- 4					
0- 3	0- 0	0- 0	NEUTRAL	0- 2	0- 1					
3- 11	0- 1	0- 1	NON-CONFERENCE	0- 4	3- 3					
2- 2	0- 0	0- 0	HOME	0- 1	2- 1					
1- 7	0- 1	0- 1	AWAY	0- 1	1- 2					
0- 2	0- 0	0- 0	NEUTRAL	0- 2	0- 0					
7- 8	0- 0	0- 2	CONFERENCE	0- 0	6- 3					
5- 2	0- 0	0- 1	HOME	0- 0	4- 0					
2- 5	0- 0	0- 1	AWAY	0- 0	2- 2					
0- 1	0- 0	0- 0	NEUTRAL	0- 0	0- 1					

RPI 1-25				RPI 26-50				RPI 51-100				RPI 101+ Team's RPI: 237			
RPI	S	Opponent	Score	RPI	S	Opponent	Score	RPI	S	Opponent	Score	RPI	S	Opponent	Score
18	A	Texas	76 110	27	A	California	44 85	52	A	Minnesota	72 98	126	A	Portland	62 74
				32	A	Gonzaga	56 84	55	H	Indiana	63 80	126	H	Portland	63 64
				32	H	Gonzaga	63 91	76	N	Dayton	62 68	139	A	Nevada	91 99
								88	N	Old Dominion	63 93	146	A	Cal St. Bakersfield	73 93
												147	A	San Diego	52 94
												147	H	San Diego	76 74
												151	A	Loyola Marymount	52 68
												151	H	Loyola Marymount	61 59
												156	A	Pepperdine	56 62
												156	H	Pepperdine	76 58
												227	A	Boise St.	60 68
												233	H	La Salle	61 55
												239	H	Pacific	71 70
												254	H	UC Davis	69 85
												271	A	Idaho St.	75 71
												273	A	Cal St. Fullerton	74 88
												290	A	San Francisco	59 47
												290	H	San Francisco	89 62
												307	A	Santa Clara	58 55
												307	H	Santa Clara	68 54
												307	N	Santa Clara	55 82
LAST 12 Division I GAMES:															
				307	N	Santa Clara	55 82	307	H	Santa Clara	68 54				
				151	H	Loyola Marymount	61 59	290	A	San Francisco	59 47				
				156	H	Pepperdine	76 58	126	H	Portland	63 64				
				147	A	San Diego	52 94	32	H	Gonzaga	63 91				
				126	A	Portland	62 74	147	H	San Diego	76 74				
				32	A	Gonzaga	56 84	156	A	Pepperdine	56 62				

Non-Div I Games: Seattle 84 71

St. Mary's (CA)

Loss, Non-Conf, S Site, H Home A Away N Neutral

St. Peter's

Through Games Of Sunday, March 15, 2009

Average RPI Win:	231	WON-LOST	WINNING	LAST 12	STRENGTH OF	OPP. STRENGTH	TEAM	ADJ.	CONF.	ADJ CONF.
Average RPI Loss:	170	RECORD	PCT. RANK	GAMES	SCHEDULE	OF SCHEDULE	RPI	RPI	RPI	RPI
DIV. I ONLY	13- 15	189	8- 4	238	208	221	222	16	16	
DIV. I NON-CONF.	3- 6	235	0- 0	291	272	283	280	16	16	
TOTALS	RPI 1-25	RPI 26-50	W-L RECORDS	RPI 51-100	RPI 150+					
13- 15	0- 0	0- 2	OVERALL	0- 0	12- 11					
9- 6	0- 0	0- 1	HOME	0- 0	8- 4					
4- 8	0- 0	0- 1	AWAY	0- 0	4- 6					
0- 1	0- 0	0- 0	NEUTRAL	0- 0	0- 1					
3- 6	0- 0	0- 0	NON-CONFERENCE	0- 0	3- 5					
2- 4	0- 0	0- 0	HOME	0- 0	2- 3					
1- 2	0- 0	0- 0	AWAY	0- 0	1- 2					
0- 0	0- 0	0- 0	NEUTRAL	0- 0	0- 0					
10- 9	0- 0	0- 2	CONFERENCE	0- 0	9- 6					
7- 2	0- 0	0- 1	HOME	0- 0	6- 1					
3- 6	0- 0	0- 1	AWAY	0- 0	3- 4					
0- 1	0- 0	0- 0	NEUTRAL	0- 0	0- 1					

RPI 1-25	RPI 26-50	RPI 51-100	RPI 101+	Team's RPI: 222
RPI S Opponent Score	RPI S Opponent Score	RPI S Opponent Score	RPI S Opponent Score	
	34 Marist 58 78		106 Canisius 64 70	
	34 Marist 58 71		106 Canisius 55 44	
			107 Seton Hall 51 66	
			155 Hofstra 57 64	
			161 Monmouth 47 59	
			166 Fairfield 60 65	
			166 Fairfield 38 46	
			170 William & Mary 51 60	
			175 Iona 54 75	
			175 Iona 57 52	
			175 N Iona 57 63	
			187 Holy Cross 60 52	
			195 Siena 68 48	
			195 Siena 61 57	
			207 Delaware St. 49 40	
			232 Loyola (MD) 50 68	
			232 Loyola (MD) 76 52	
			255 Manhattan 50 73	
			255 Manhattan 56 55	
			279 Rider 69 59	
			279 Rider 74 63	
			282 Fairleigh Dickinson 68 54	
			305 Niagara 66 58	
			305 Niagara 64 46	
			306 Long Island 60 64	
			312 Wagner 53 58	
LAST 12 Division I GAMES:				
175 N Iona 57 63	279 Rider 74 63			
175 Iona 54 75	175 Iona 57 52			
255 Manhattan 56 55	305 Niagara 66 58			
279 Rider 69 59	106 Canisius 64 70			
106 Canisius 55 44	34 Marist 58 71			
195 Siena 68 48	305 Niagara 64 46			

Non-Div I Games:

St. Peter's

Loss, Non-Conf, S Site, Home Away N Neutral

Average RPI Win: 105		WON-LOST	WINNING	LAST 12	STRENGTH OF		OPP. STRENGTH	TEAM	ADJ.	CONF.	ADJ CONF.
Average RPI Loss: 12		RECORD	PCT. RANK	GAMES	SCHEDULE		OF SCHEDULE	RPI	RPI	RPI	RPI
DIV. I ONLY		29- 4	6	12- 0	31		15	9	10	6	6
DIV. I NON-CONF.		9- 3	52	0- 0	11		1	12	10	6	6
TOTALS		RPI 1-25	RPI 26-50		W-L RECORDS		RPI 51-100		RPI 150+		
29- 4	2- 3	4- 1		OVERALL		11- 0		8- 0			
14- 0	1- 0	2- 0		HOME		6- 0		4- 0			
11- 4	0- 3	1- 1		AWAY		4- 0		4- 0			
4- 0	1- 0	1- 0		NEUTRAL		1- 0		0- 0			
9- 3	2- 3	1- 0		NON-CONFERENCE		3- 0		2- 0			
5- 0	1- 0	0- 0		HOME		3- 0		1- 0			
2- 3	0- 3	0- 0		AWAY		0- 0		1- 0			
2- 0	1- 0	1- 0		NEUTRAL		0- 0		0- 0			
20- 1	0- 0	3- 1		CONFERENCE		8- 0		6- 0			
9- 0	0- 0	2- 0		HOME		3- 0		3- 0			
9- 1	0- 0	1- 1		AWAY		4- 0		3- 0			
2- 0	0- 0	0- 0		NEUTRAL		1- 0		0- 0			

RPI	S	Opponent	Score	RPI	S	Opponent	Score	RPI	S	Opponent	Score	RPI	S	Opponent	Score
5	A	Duke	52 56	27	A	California	54 57	52	H	Minnesota	68 55	113	A	South Carolina	78 47
6	A	Baylor	65 81	27	H	California	58 41	60	A	Southern California	85 74	132	A	Arizona	70 61
9	A	Tennessee	69 79	28	N	Purdue	78 70	60	A	Southern California	89 64	132	H	Arizona	70 67
14	N	Iowa St.	83 45	30	A	Arizona St.	64 61	60	H	Southern California	81 53	132	N	Arizona	77 46
17	H	Rutgers	81 47	30	H	Arizona St.	77 68	62	A	UCLA	69 58	171	A	Oregon	85 57
								62	H	UCLA	68 51	171	H	Oregon	68 49
								62	N	UCLA	73 47	182	A	Washington	76 54
								70	A	Oregon St.	69 54	182	H	Washington	112 35
								70	H	Oregon St.	72 43	208	A	Washington St.	76 46
								79	H	New Mexico	84 46	208	H	Washington St.	102 53
								91	H	Fresno St.	100 62	254	H	UC Davis	84 49
												287	A	Hawaii	83 54
LAST 12 Division I GAMES:															
60	A	Southern California	89 64	62	A	UCLA	69 58								
62	N	UCLA	73 47	171	H	Oregon	68 49								
132	N	Arizona	77 46	70	H	Oregon St.	72 43								
30	H	Arizona St.	77 68	27	H	California	58 41								
132	H	Arizona	70 67	182	A	Washington	76 54								
60	A	Southern California	85 74	208	A	Washington St.	76 46								

Non-Div I Games:

Stanford

Average RPI Win:	267	WON-LOST	WINNING	LAST 12	STRENGTH OF	OPP. STRENGTH	TEAM	ADJ.	CONF.	ADJ CONF.
Average RPI Loss:	163	RECORD	PCT. RANK	GAMES	SCHEDULE	OF SCHEDULE	RPI	RPI	RPI	RPI
DIV. I ONLY	14- 14	167	7- 5	256	266	212	218	21	21	
DIV. I NON-CONF.	6- 7	182	1- 0	280	154	223	225	26	27	
TOTALS	RPI 1-25	RPI 26-50	W-L RECORDS	RPI 51-100	RPI 150+					
14- 14	0- 3	0- 0	OVERALL	0- 0	14- 9					
8- 3	0- 1	0- 0	HOME	0- 0	8- 0					
5- 8	0- 2	0- 0	AWAY	0- 0	5- 6					
1- 3	0- 0	0- 0	NEUTRAL	0- 0	1- 3					
6- 7	0- 3	0- 0	NON-CONFERENCE	0- 0	6- 4					
3- 1	0- 1	0- 0	HOME	0- 0	3- 0					
2- 4	0- 2	0- 0	AWAY	0- 0	2- 2					
1- 2	0- 0	0- 0	NEUTRAL	0- 0	1- 2					
8- 7	0- 0	0- 0	CONFERENCE	0- 0	8- 5					
5- 2	0- 0	0- 0	HOME	0- 0	5- 0					
3- 4	0- 0	0- 0	AWAY	0- 0	3- 4					
0- 1	0- 0	0- 0	NEUTRAL	0- 0	0- 1					

RPI 1-25				RPI 26-50				RPI 51-100				RPI 101+ Team's RPI: 218			
RPI	S	Opponent	Score	RPI	S	Opponent	Score	RPI	S	Opponent	Score	RPI	S	Opponent	Score
6	A	Baylor	42 77									101	H	UTSA	51 65
7	H	Texas A&M	36 77									112	H	Texas-Arlington	65 76
8	A	Auburn	56 79									163	A	Lamar	52 71
												163	N	Lamar	64 76
												167	A	Prairie View	69 58
												185	H	New Orleans	66 63
												200	A	Memphis	52 64
												202	N	Missouri St.	63 82
												216	A	Southeastern La.	63 58
												216	H	Southeastern La.	69 66
												231	A	Northwestern St.	69 76
												231	H	Northwestern St.	82 64
												234	A	Texas St.	60 73
												246	A	Sam Houston St.	65 68
												252	H	Tulsa	59 55
												272	A	McNeese St.	67 56
												272	H	McNeese St.	55 50
												276	H	A&M-Corpus Christi	87 54
												290	N	San Francisco	59 70
												314	A	Grambling	64 65
												318	N	Jacksonville St.	61 51
												330	A	Central Ark.	78 46
												330	H	Central Ark.	76 66
												336	A	Nicholls St.	92 56
												336	H	Nicholls St.	60 55
LAST 12 Division I GAMES:															
				163	N	Lamar	64 76					272	A	McNeese St.	67 56
				101	H	UTSA	51 65					231	H	Northwestern St.	82 64
				330	A	Central Ark.	78 46					163	A	Lamar	52 71
				276	H	A&M-Corpus Christi	87 54					336	H	Nicholls St.	60 55
				234	A	Texas St.	60 73					272	H	McNeese St.	55 50
				216	A	Southeastern La.	63 58					231	A	Northwestern St.	69 76

Non-Div I Games: Houston Baptist 82 72

Stephen F. Austin

■ Loss,
 ■ Non-Conf,
 ■ S Site,
 ■ Home
 ■ A Away
 N Neutral

Average RPI Win:	259	WON-LOST	WINNING	LAST 12	STRENGTH OF	OPP. STRENGTH	TEAM	ADJ.	CONF.	ADJ CONF.
Average RPI Loss:	165	RECORD	PCT. RANK	GAMES	SCHEDULE	OF SCHEDULE	RPI	RPI	RPI	RPI
DIV. I ONLY	8- 22	296	1- 11	222	236	285	288	18	18	
DIV. I NON-CONF.	5- 12	263	0- 4	245	302	274	275	17	17	
TOTALS	RPI 1-25	RPI 26-50	W-L RECORDS	RPI 51-100	RPI 150+					
8- 22	0- 1	0- 1	OVERALL	1- 4	7- 14					
4- 7	0- 0	0- 0	HOME	1- 1	3- 5					
4- 13	0- 1	0- 1	AWAY	0- 3	4- 7					
0- 2	0- 0	0- 0	NEUTRAL	0- 0	0- 2					
5- 12	0- 1	0- 1	NON-CONFERENCE	1- 2	4- 8					
2- 3	0- 0	0- 0	HOME	1- 0	1- 3					
3- 8	0- 1	0- 1	AWAY	0- 2	3- 4					
0- 1	0- 0	0- 0	NEUTRAL	0- 0	0- 1					
3- 10	0- 0	0- 0	CONFERENCE	0- 2	3- 6					
2- 4	0- 0	0- 0	HOME	0- 1	2- 2					
1- 5	0- 0	0- 0	AWAY	0- 1	1- 3					
0- 1	0- 0	0- 0	NEUTRAL	0- 0	0- 1					

RPI 1-25				RPI 26-50				RPI 51-100				RPI 101+ Team's RPI: 288			
RPI	S	Opponent	Score	RPI	S	Opponent	Score	RPI	S	Opponent	Score	RPI	S	Opponent	Score
21	A	Florida	46 82	45	A	South Fla.	55 103	64	A	Fla. Gulf Coast	66 77	141	A	Jacksonville	51 67
								64	H	Fla. Gulf Coast	77 68	141	H	Jacksonville	43 66
								75	A	Arkansas	44 85	165	A	Kennesaw St.	77 65
								82	A	East Tenn. St.	63 92	165	H	Kennesaw St.	51 64
								82	H	East Tenn. St.	52 53	169	A	Mercer	44 58
												169	H	Mercer	67 71
												169	N	Mercer	51 84
												178	A	Belmont	60 63
												178	H	Belmont	70 72
												204	A	UAB	58 73
												216	A	Southeastern La.	60 66
												242	A	S.C. Upstate	61 75
												242	H	S.C. Upstate	54 57
												253	N	Coastal Caro.	49 51
												256	A	Campbell	57 67
												256	H	Campbell	60 50
												267	A	North Fla.	56 60
												267	H	North Fla.	52 62
												292	A	Lipscomb	65 51
												292	H	Lipscomb	63 46
												320	A	Bethune-Cookman	74 73
												339	A	Presbyterian	67 63
												340	H	Norfolk St.	84 70
LAST 12 Division I GAMES:															
169	N	Mercer	51 84	242	A	S.C. Upstate	61 75								
256	A	Campbell	57 67	82	A	East Tenn. St.	63 92								
267	A	North Fla.	56 60	292	H	Lipscomb	63 46								
141	A	Jacksonville	51 67	178	H	Belmont	70 72								
165	H	Kennesaw St.	51 64	64	A	Fla. Gulf Coast	66 77								
169	H	Mercer	67 71	141	H	Jacksonville	43 66								

Non-Div I Games:

Stetson

■ Loss,
■ Non-Conf,
■ S Site,
■ Home
■ A Away
N Neutral

Average RPI Win: 283	WON-LOST	WINNING	LAST 12	STRENGTH OF	OPP. STRENGTH	TEAM	ADJ.	CONF.	ADJ CONF.
Average RPI Loss: 160	RECORD	PCT. RANK	GAMES	SCHEDULE	OF SCHEDULE	RPI	RPI	RPI	RPI
DIV. I ONLY	6- 23	311	4- 8	263	205	308	309	22	22
DIV. I NON-CONF.	2- 10	308	0- 0	222	205	308	305	18	18
TOTALS	RPI 1-25	RPI 26-50	W-L RECORDS	RPI 51-100	RPI 150+				
6- 23	0- 0	0- 1	OVERALL	0- 7	6- 11				
4- 8	0- 0	0- 0	HOME	0- 2	4- 5				
1- 14	0- 0	0- 1	AWAY	0- 5	1- 5				
1- 1	0- 0	0- 0	NEUTRAL	0- 0	1- 1				
2- 10	0- 0	0- 1	NON-CONFERENCE	0- 2	2- 5				
1- 3	0- 0	0- 0	HOME	0- 0	1- 3				
0- 6	0- 0	0- 1	AWAY	0- 2	0- 1				
1- 1	0- 0	0- 0	NEUTRAL	0- 0	1- 1				
4- 13	0- 0	0- 0	CONFERENCE	0- 5	4- 6				
3- 5	0- 0	0- 0	HOME	0- 2	3- 2				
1- 8	0- 0	0- 0	AWAY	0- 3	1- 4				
0- 0	0- 0	0- 0	NEUTRAL	0- 0	0- 0				

RPI S	Opponent	Score	RPI S	Opponent	Score	RPI S	Opponent	Score	RPI S	Opponent	Score	Team's RPI: 309
50	A Michigan St.	42 73	67	A Hartford	67 81	115	A Vermont	42 77				
			67	A Hartford	53 68	115	H Vermont	53 69				
			67	H Hartford	56 79	121	A Penn St.	58 97				
			71	A St. John's (NY)	49 61	129	A Dartmouth	47 59				
			82	A Sacred Heart	42 81	157	H Quinnipiac	45 59				
			87	A Boston U.	71 89	174	N Delaware	43 70				
			87	H Boston U.	59 72	191	A Princeton	41 88				
						195	H Northeastern	51 62				
						213	A Binghamton	86 91				
						213	H Binghamton	62 51				
						243	A UMBC	58 77				
						243	H UMBC	78 62				
						255	H Manhattan	60 70				
						266	H Yale	73 68				
						283	A New Hampshire	49 50				
						283	H New Hampshire	65 75				
						317	A Albany (NY)	64 56				
						317	H Albany (NY)	40 57				
						322	A Maine	61 66				
						322	H Maine	57 39				
						337	N San Jose St.	56 38				
LAST 12 Division I GAMES:												
67	A Hartford	53 68	115	H Vermont	53 69							
322	A Maine	61 66	213	H Binghamton	62 51							
317	H Albany (NY)	40 57	87	A Boston U.	71 89							
67	H Hartford	56 79	322	H Maine	57 39							
283	A New Hampshire	49 50	243	H UMBC	78 62							
243	A UMBC	58 77	317	A Albany (NY)	64 56							

Non-Div I Games:

Stony Brook

■ Loss,
 ■ Non-Conf,
 ■ S Site,
 ■ Home
 ■ A Away
 N Neutral

Average RPI Win:	162	WON-LOST	WINNING	LAST 12	STRENGTH OF	OPP. STRENGTH	TEAM	ADJ.	CONF.	ADJ CONF.
Average RPI Loss:	45	RECORD	PCT. RANK	GAMES	SCHEDULE	OF SCHEDULE	RPI	RPI	RPI	RPI
DIV. I ONLY	16- 13	133	3- 9	42	63	72	74	3	3	
DIV. I NON-CONF.	11- 1	13	0- 0	133	270	33	38	4	4	
TOTALS	RPI 1-25	RPI 26-50	W-L RECORDS	RPI 51-100	RPI 150+					
16- 13	1- 5	0- 3	OVERALL	6- 4	8- 0					
9- 6	1- 1	0- 3	HOME	2- 1	5- 0					
6- 6	0- 4	0- 0	AWAY	4- 2	2- 0					
1- 1	0- 0	0- 0	NEUTRAL	0- 1	1- 0					
11- 1	0- 1	0- 0	NON-CONFERENCE	3- 0	8- 0					
7- 0	0- 0	0- 0	HOME	2- 0	5- 0					
3- 1	0- 1	0- 0	AWAY	1- 0	2- 0					
1- 0	0- 0	0- 0	NEUTRAL	0- 0	1- 0					
5- 12	1- 4	0- 3	CONFERENCE	3- 4	0- 0					
2- 6	1- 1	0- 3	HOME	0- 1	0- 0					
3- 5	0- 3	0- 0	AWAY	3- 2	0- 0					
0- 1	0- 0	0- 0	NEUTRAL	0- 1	0- 0					

RPI	S	Opponent	Score	RPI	S	Opponent	Score	RPI	S	Opponent	Score	RPI	S	Opponent	Score
1	A	Connecticut	53 107	31	H	DePaul	79 87	58	A	Marquette	66 55	107	H	Seton Hall	66 70
4	A	Louisville	57 78	35	H	Villanova	51 69	68	A	St. Bonaventure	69 68	136	H	Providence	78 72
13	A	Ohio St.	71 78	45	H	South Fla.	79 88	71	A	St. John's (NY)	79 78	191	H	Princeton	70 61
15	A	Notre Dame	79 90					71	N	St. John's (NY)	61 63	195	A	Siena	89 75
16	H	Pittsburgh	75 77					77	A	Georgetown	73 80	203	H	Ohio	67 62
17	H	Rutgers	68 54					77	H	Georgetown	72 73	206	A	Md.-East. Shore	68 28
								86	H	Lehigh	69 60	207	H	Delaware St.	56 37
								96	A	Cincinnati	71 70	305	H	Niagara	93 54
								97	H	Portland St.	82 77	323	N	Jackson St.	85 74
								98	A	West Virginia	68 69	325	H	Longwood	72 40
LAST 12 Division I GAMES:															
71	N	St. John's (NY)	61 63	71	A	St. John's (NY)	79 78								
136	H	Providence	78 72	45	H	South Fla.	79 88								
98	A	West Virginia	68 69	4	A	Louisville	57 78								
15	A	Notre Dame	79 90	35	H	Villanova	51 69								
77	H	Georgetown	72 73	58	A	Marquette	66 55								
31	H	DePaul	79 87	16	H	Pittsburgh	75 77								

Non-Div I Games: Alas. Anchorage 57 58

Syracuse

TCUTCU

TCU

Page 308

Average RPI Win:	129	WON-LOST	WINNING	LAST 12	STRENGTH OF	OPP. STRENGTH	TEAM	ADJ.	CONF.	ADJ CONF.
Average RPI Loss:	54	RECORD	PCT. RANK	GAMES	SCHEDULE	OF SCHEDULE	RPI	RPI	RPI	RPI
DIV. I ONLY	21- 9	57	10- 2	22	73	27	24	7	7	
DIV. I NON-CONF.	9- 5	96	1- 0	10	24	26	24	7	7	
TOTALS	RPI 1-25	RPI 26-50	W-L RECORDS	RPI 51-100	RPI 150+					
21- 9	1- 4	4- 2	OVERALL	3- 2	5- 1					
11- 2	1- 2	2- 0	HOME	1- 0	3- 0					
9- 7	0- 2	2- 2	AWAY	1- 2	2- 1					
1- 0	0- 0	0- 0	NEUTRAL	1- 0	0- 0					
9- 5	0- 4	2- 1	NON-CONFERENCE	0- 0	2- 0					
4- 2	0- 2	1- 0	HOME	0- 0	1- 0					
5- 3	0- 2	1- 1	AWAY	0- 0	1- 0					
0- 0	0- 0	0- 0	NEUTRAL	0- 0	0- 0					
12- 4	1- 0	2- 1	CONFERENCE	3- 2	3- 1					
7- 0	1- 0	1- 0	HOME	1- 0	2- 0					
4- 4	0- 0	1- 1	AWAY	1- 2	1- 1					
1- 0	0- 0	0- 0	NEUTRAL	1- 0	0- 0					

RPI	S	Opponent	Score	RPI	S	Opponent	Score	RPI	S	Opponent	Score	RPI	S	Opponent	Score
5	A	Duke	52 87	35	A	Villanova	56 65	68	A	St. Bonaventure	52 55	118	A	Illinois	66 47
8	A	Auburn	76 95	38	A	Charlotte	50 73	68	N	St. Bonaventure	67 63	124	A	Tulane	75 71
12	H	Florida St.	67 86	38	A	Charlotte	77 73	76	H	Dayton	62 52	129	H	Dartmouth	65 29
17	H	Rutgers	60 64	43	H	Richmond	65 52	80	A	George Washington	59 49	134	H	St. Louis	76 56
23	H	Xavier	74 65	46	H	Bowling Green	70 55	89	A	Duquesne	57 68	143	A	St. Joseph's	58 53
				47	A	Ball St.	78 73					143	H	St. Joseph's	60 48
												148	A	Central Mich.	80 58
												149	H	Toledo	73 46
												212	H	Hampton	79 50
												217	A	Massachusetts	60 71
												219	H	Rhode Island	95 48
												233	H	La Salle	62 55
												265	A	Fordham	59 43
												275	A	Penn	81 70
LAST 12 Division I GAMES:															
38	A	Charlotte	50 73	143	H	St. Joseph's	60 48								
68	N	St. Bonaventure	67 63	217	A	Massachusetts	60 71								
80	A	George Washington	59 49	134	H	St. Louis	76 56								
23	H	Xavier	74 65	265	A	Fordham	59 43								
43	H	Richmond	65 52	76	H	Dayton	62 52								
38	A	Charlotte	77 73	148	A	Central Mich.	80 58								

Non-Div I Games:

Temple

Average RPI Win:	231	WON-LOST	WINNING	LAST 12	STRENGTH OF	OPP. STRENGTH	TEAM	ADJ.	CONF.	ADJ CONF.
Average RPI Loss:	209	RECORD	PCT. RANK	GAMES	SCHEDULE	OF SCHEDULE	RPI	RPI	RPI	RPI
DIV. I ONLY	1- 26	339	0- 11	285	297	338	338	28	28	
DIV. I NON-CONF.	1- 8	322	0- 0	213	253	319	320	27	26	
TOTALS	RPI 1-25	RPI 26-50	W-L RECORDS	RPI 51-100	RPI 150+					
1- 26	0- 2	0- 0	OVERALL	0- 0	1- 19					
0- 10	0- 0	0- 0	HOME	0- 0	0- 8					
0- 14	0- 2	0- 0	AWAY	0- 0	0- 9					
1- 2	0- 0	0- 0	NEUTRAL	0- 0	1- 2					
1- 8	0- 2	0- 0	NON-CONFERENCE	0- 0	1- 5					
0- 1	0- 0	0- 0	HOME	0- 0	0- 1					
0- 5	0- 2	0- 0	AWAY	0- 0	0- 2					
1- 2	0- 0	0- 0	NEUTRAL	0- 0	1- 2					
0- 18	0- 0	0- 0	CONFERENCE	0- 0	0- 14					
0- 9	0- 0	0- 0	HOME	0- 0	0- 7					
0- 9	0- 0	0- 0	AWAY	0- 0	0- 7					
0- 0	0- 0	0- 0	NEUTRAL	0- 0	0- 0					

RPI 1-25				RPI 26-50				RPI 51-100				RPI 101+ Team's RPI: 338			
RPI	S	Opponent	Score	RPI	S	Opponent	Score	RPI	S	Opponent	Score	RPI	S	Opponent	Score
23	A	Xavier	41 73									110	A	Missouri	23 74
25	A	Vanderbilt	29 86									122	A	Eastern Ill.	53 63
												122	H	Eastern Ill.	49 55
												150	A	Murray St.	68 82
												150	H	Murray St.	62 64
												178	A	Belmont	48 72
												189	A	Austin Peay	54 77
												189	H	Austin Peay	55 71
												199	A	Morehead St.	54 82
												199	H	Morehead St.	50 72
												205	A	Tennessee St.	53 89
												205	H	Tennessee St.	54 61
												231	N	Northwestern St.	59 53
												240	A	Southeast Mo. St.	39 58
												240	H	Southeast Mo. St.	54 62
												250	N	Winthrop	49 54
												251	N	Rice	57 66
												268	A	Tennessee Tech	56 63
												268	H	Tennessee Tech	55 61
												292	A	Lipscomb	56 61
												310	A	Eastern Ky.	52 58
												310	H	Eastern Ky.	60 63
												311	H	Tex.-Pan American	48 59
												318	A	Jacksonville St.	49 55
												318	H	Jacksonville St.	58 64
LAST 12 Division I GAMES:															
199	H	Morehead St.	50 72	318	H	Jacksonville St.	58 64								
310	H	Eastern Ky.	60 63	205	A	Tennessee St.	53 89								
150	A	Murray St.	68 82	189	A	Austin Peay	54 77								
240	A	Southeast Mo. St.	39 58	122	H	Eastern Ill.	49 55								
122	A	Eastern Ill.	53 63	240	H	Southeast Mo. St.	54 62								
268	H	Tennessee Tech	55 61	318	A	Jacksonville St.	49 55								

Non-Div I Games: SIU Edwardsville 73 70 Houston Baptist 52 63

Tenn.-Martin

Loss, Non-Conf, S Site, H Home A Away N Neutral

Tennessee

Through Games Of Sunday, March 15, 2009

Through Games of Sunday, March 13, 1995									
Average RPI Win: 75	WON-LOST	WINNING	LAST 12	STRENGTH OF	OPP. STRENGTH	TEAM	ADJ.	CONF.	ADJ CONF.
Average RPI Loss: 21	RECORD	PCT. RANK	GAMES	SCHEDULE	OF SCHEDULE	RPI	RPI	RPI	RPI
DIV. I ONLY	22- 10	61	6- 6	1	6	10	9	4	4
DIV. I NON-CONF.	11- 4	57	0- 2	2	5	4	4	5	5

TOTALS	RPI 1-25	RPI 26-50	W-L RECORDS	RPI 51-100	RPI 150+				
22- 10	5- 9	4- 0	OVERALL	10- 1	2- 0				
13- 2	3- 2	2- 0	HOME	5- 0	2- 0				
7- 7	1- 6	2- 0	AWAY	4- 1	0- 0				
2- 1	1- 1	0- 0	NEUTRAL	1- 0	0- 0				
11- 4	3- 4	2- 0	NON-CONFERENCE	4- 0	2- 0				
6- 2	2- 2	1- 0	HOME	1- 0	2- 0				
5- 2	1- 2	1- 0	AWAY	3- 0	0- 0				
0- 0	0- 0	0- 0	NEUTRAL	0- 0	0- 0				
11- 6	2- 5	2- 0	CONFERENCE	6- 1	0- 0				
7- 0	1- 0	1- 0	HOME	4- 0	0- 0				
2- 5	0- 4	1- 0	AWAY	1- 1	0- 0				
2- 1	1- 1	0- 0	NEUTRAL	1- 0	0- 0				

RPI 1-25				Team's RPI: 9	RPI 26-50				RPI 51-100				RPI 101+					
RPI	S	Opponent	Score		RPI	S	Opponent	Score		RPI	S	Opponent	Score		RPI	S	Opponent	Score
3	A	Oklahoma	70 80		31	H	DePaul	88 67		56	H	Georgia	73 43		113	H	South Carolina	68 56
5	H	Duke	54 62		32	A	Gonzaga	77 58		75	A	Arkansas	76 67		158	H	Louisiana Tech	94 59
8	A	Auburn	68 82		41	A	Mississippi St.	63 56		78	A	Kentucky	56 66		290	H	San Francisco	68 39
8	N	Auburn	58 78		41	H	Mississippi St.	82 68		78	H	Kentucky	69 64					
10	H	Stanford	79 69							80	A	George Washington	71 59					
17	A	Rutgers	55 51							88	A	Old Dominion	81 76					
18	A	Texas	59 73							90	H	Mississippi	60 59					
19	H	Virginia	82 83							92	A	Chattanooga	66 63					
20	A	LSU	61 63							94	H	Alabama	80 61					
21	A	Florida	57 66							94	N	Alabama	68 49					
21	N	Florida	71 67							98	H	Western Caro.	83 56					
22	H	Middle Tenn.	81 52															
25	A	Vanderbilt	58 74															
25	H	Vanderbilt	75 66															
LAST 12 Division I GAMES:																		
		8 N Auburn	58 78				78 A Kentucky	56 66										
		21 N Florida	71 67				5 H Duke	54 62										
		94 N Alabama	68 49				94 H Alabama	80 61										
		25 H Vanderbilt	75 66				21 A Florida	57 66										
		20 A LSU	61 63				56 H Georgia	73 43										
		41 H Mississippi St.	82 68				3 A Oklahoma	70 80										

Non-Div I Games:

Tennessee

■ Loss,
 ■ Non-Conf, S Site,
 ■ Home
 ■ Away
 N Neutral

Tennessee St.

Through Games Of Sunday, March 15, 2009

Average RPI Win:	276	WON-LOST	WINNING	LAST 12	STRENGTH OF	OPP. STRENGTH	TEAM	ADJ.	CONF.	ADJ CONF.
Average RPI Loss:	166	RECORD	PCT. RANK	GAMES	SCHEDULE	OF SCHEDULE	RPI	RPI	RPI	RPI
DIV. I ONLY	17- 13	123	8- 4	292	319	203	205	28	28	
DIV. I NON-CONF.	3- 7	255	0- 0	276	325	297	298	27	26	
TOTALS	RPI 1-25	RPI 26-50	W-L RECORDS	RPI 51-100	RPI 150+					
17- 13	0- 1	0- 0	OVERALL	0- 0	17- 6					
10- 3	0- 0	0- 0	HOME	0- 0	10- 0					
7- 9	0- 1	0- 0	AWAY	0- 0	7- 5					
0- 1	0- 0	0- 0	NEUTRAL	0- 0	0- 1					
3- 7	0- 1	0- 0	NON-CONFERENCE	0- 0	3- 5					
2- 0	0- 0	0- 0	HOME	0- 0	2- 0					
1- 6	0- 1	0- 0	AWAY	0- 0	1- 4					
0- 1	0- 0	0- 0	NEUTRAL	0- 0	0- 1					
14- 6	0- 0	0- 0	CONFERENCE	0- 0	14- 1					
8- 3	0- 0	0- 0	HOME	0- 0	8- 0					
6- 3	0- 0	0- 0	AWAY	0- 0	6- 1					
0- 0	0- 0	0- 0	NEUTRAL	0- 0	0- 0					

RPI 1-25				RPI 26-50				RPI 51-100				RPI 101+ Team's RPI: 205			
RPI	S	Opponent	Score	RPI	S	Opponent	Score	RPI	S	Opponent	Score	RPI	S	Opponent	Score
25	A	Vanderbilt	82 98									122	A	Eastern Ill.	45 83
												122	H	Eastern Ill.	48 64
												122	H	Eastern Ill.	79 89
												135	A	Southern Miss.	57 79
												150	A	Murray St.	73 82
												150	H	Murray St.	93 97
												154	A	Marshall	56 78
												178	A	Belmont	72 78
												189	A	Austin Peay	69 61
												189	H	Austin Peay	56 52
												199	A	Morehead St.	51 60
												199	H	Morehead St.	72 68
												225	N	Morgan St.	57 63
												240	A	Southeast Mo. St.	59 55
												240	H	Southeast Mo. St.	77 66
												240	H	Southeast Mo. St.	70 54
												268	A	Tennessee Tech	67 57
												268	H	Tennessee Tech	79 75
												289	A	N.C. Central	60 64
												292	A	Lipscomb	55 63
												294	A	Alabama A&M	59 54
												310	A	Eastern Ky.	67 56
												310	H	Eastern Ky.	61 52
												314	H	Grambling	80 78
												318	A	Jacksonville St.	57 52
												318	H	Jacksonville St.	65 50
LAST 12 Division I GAMES:															
122	H	Eastern Ill.	48 64	189	A	Austin Peay	69 61								
240	H	Southeast Mo. St.	77 66	338	H	Tenn.-Martin	89 53								
122	H	Eastern Ill.	79 89	150	H	Murray St.	93 97								
240	H	Southeast Mo. St.	70 54	310	A	Eastern Ky.	67 56								
318	A	Jacksonville St.	57 52	199	A	Morehead St.	51 60								
268	A	Tennessee Tech	67 57	268	H	Tennessee Tech	79 75								

Non-Div I Games: Cumberland (TN) 99 46

Tennessee St.

Loss, Non-Conf, S Site, H Home A Away N Neutral

RPI	S	Opponent	Score
323	H	Jackson St.	62 46
338	A	Tenn.-Martin	61 54
338	H	Tenn.-Martin	89 53

Tennessee St.

Tennessee Tech

Through Games Of Sunday, March 15, 2009

Average RPI Win:	273	WON-LOST	WINNING	LAST 12	STRENGTH OF	OPP. STRENGTH	TEAM	ADJ.	CONF.	ADJ CONF.
Average RPI Loss:	156	RECORD	PCT. RANK	GAMES	SCHEDULE	OF SCHEDULE	RPI	RPI	RPI	RPI
DIV. I ONLY	9- 21	278	5- 7	211	235	270	268	28	28	
DIV. I NON-CONF.	2- 9	299	0- 0	97	35	247	243	27	26	
TOTALS	RPI 1-25	RPI 26-50	W-L RECORDS	RPI 51-100	RPI 150+					
9- 21	0- 2	0- 1	OVERALL	0- 1	9- 11					
6- 8	0- 2	0- 0	HOME	0- 0	6- 3					
3- 12	0- 0	0- 0	AWAY	0- 1	3- 8					
0- 1	0- 0	0- 1	NEUTRAL	0- 0	0- 0					
2- 9	0- 2	0- 1	NON-CONFERENCE	0- 1	2- 4					
1- 4	0- 2	0- 0	HOME	0- 0	1- 1					
1- 4	0- 0	0- 0	AWAY	0- 1	1- 3					
0- 1	0- 0	0- 1	NEUTRAL	0- 0	0- 0					
7- 12	0- 0	0- 0	CONFERENCE	0- 0	7- 7					
5- 4	0- 0	0- 0	HOME	0- 0	5- 2					
2- 8	0- 0	0- 0	AWAY	0- 0	2- 5					
0- 0	0- 0	0- 0	NEUTRAL	0- 0	0- 0					

RPI 1-25				RPI 26-50				RPI 51-100				RPI 101+ Team's RPI: 268			
RPI	S	Opponent	Score	RPI	S	Opponent	Score	RPI	S	Opponent	Score	RPI	S	Opponent	Score
4	H	Louisville	49 82	36	N	Georgia Tech	56 68	56	A	Georgia	46 72	105	H	Drake	58 69
22	H	Middle Tenn.	66 101									122	A	Eastern Ill.	55 76
												122	A	Eastern Ill.	65 71
												122	H	Eastern Ill.	46 50
												150	A	Murray St.	84 91
												150	H	Murray St.	47 69
												153	H	Evansville	75 71
												178	A	Belmont	62 68
												189	A	Austin Peay	81 83
												189	H	Austin Peay	69 53
												194	A	Fla. Atlantic	64 70
												199	A	Morehead St.	52 64
												199	H	Morehead St.	72 67
												200	H	Memphis	61 63
												205	A	Tennessee St.	75 79
												205	H	Tennessee St.	57 67
												229	A	Southern Ill.	67 74
												240	A	Southeast Mo. St.	55 61
												240	H	Southeast Mo. St.	41 56
												292	A	Lipscomb	72 55
												310	A	Eastern Ky.	50 66
												310	H	Eastern Ky.	82 64
												318	A	Jacksonville St.	78 46
												318	H	Jacksonville St.	84 60
												338	A	Tenn.-Martin	61 55
												338	H	Tenn.-Martin	63 56
LAST 12 Division I GAMES:															
122	A	Eastern Ill.	65 71	199	H	Morehead St.	72 67								
318	A	Jacksonville St.	78 46	310	H	Eastern Ky.	82 64								
189	H	Austin Peay	69 53	240	A	Southeast Mo. St.	55 61								
205	H	Tennessee St.	57 67	122	A	Eastern Ill.	55 76								
338	A	Tenn.-Martin	61 55	205	A	Tennessee St.	75 79								
150	A	Murray St.	84 91	189	A	Austin Peay	81 83								

Non-Div I Games:

Tennessee Tech

■ Loss,
■ Non-Conf,
■ S Site,
■ H Home
■ A Away
N Neutral

Average RPI Win:	291	WON-LOST	WINNING	LAST 12	STRENGTH OF	OPP. STRENGTH	TEAM	ADJ.	CONF.	ADJ CONF.
Average RPI Loss:	223	RECORD	PCT. RANK	GAMES	SCHEDULE	OF SCHEDULE	RPI	RPI	RPI	RPI
DIV. I ONLY	10- 16	234	3- 8	339	323	310	311	31	31	
DIV. I NON-CONF.	6- 8	198	0- 2	335	265	304	304	30	30	
TOTALS	RPI 1-25	RPI 26-50	W-L RECORDS	RPI 51-100	RPI 150+					
10- 16	0- 1	0- 0	OVERALL	0- 1	10- 12					
6- 3	0- 0	0- 0	HOME	0- 0	6- 2					
3- 9	0- 1	0- 0	AWAY	0- 1	3- 6					
1- 4	0- 0	0- 0	NEUTRAL	0- 0	1- 4					
6- 8	0- 1	0- 0	NON-CONFERENCE	0- 1	6- 6					
3- 1	0- 0	0- 0	HOME	0- 0	3- 1					
3- 6	0- 1	0- 0	AWAY	0- 1	3- 4					
0- 1	0- 0	0- 0	NEUTRAL	0- 0	0- 1					
4- 8	0- 0	0- 0	CONFERENCE	0- 0	4- 6					
3- 2	0- 0	0- 0	HOME	0- 0	3- 1					
0- 3	0- 0	0- 0	AWAY	0- 0	0- 2					
1- 3	0- 0	0- 0	NEUTRAL	0- 0	1- 3					

RPI 1-25				RPI 26-50				RPI 51-100				RPI 101+ Team's RPI: 311			
RPI	S	Opponent	Score	RPI	S	Opponent	Score	RPI	S	Opponent	Score	RPI	S	Opponent	Score
6	A	Baylor	27 73					65	A	Oklahoma St.	36 85	146	A	Cal St. Bakersfield	64 72
												146	H	Cal St. Bakersfield	57 73
												152	N	Miami (OH)	44 66
												162	H	Utah Valley	57 56
												177	H	Troy	39 54
												238	A	Lafayette	51 57
												263	A	Chicago St.	47 55
												263	H	Chicago St.	55 49
												263	N	Chicago St.	48 60
												276	A	A&M-Corpus Christi	35 54
												276	H	A&M-Corpus Christi	56 53
												278	A	Ark.-Pine Bluff	53 65
												279	A	Rider	57 52
												286	A	Long Beach St.	58 78
												289	N	N.C. Central	57 62
												304	H	Air Force	53 41
												315	A	Texas Southern	47 38
												317	H	Albany (NY)	54 49
												325	N	Longwood	65 60
												327	A	NJIT	54 69
												327	H	NJIT	68 56
												327	N	NJIT	45 49
												330	H	Central Ark.	53 56
												338	A	Tenn.-Martin	59 48
LAST 12 Division I GAMES:															
327	N	NJIT	45 49	286	A	Long Beach St.	58 78	327	N	NJIT	45 49	330	H	Central Ark.	53 56
263	N	Chicago St.	48 60	263	H	Chicago St.	55 49	327	A	NJIT	54 69	338	A	Tenn.-Martin	59 48
325	N	Longwood	65 60	276	A	A&M-Corpus Christi	35 54	146	H	Cal St. Bakersfield	57 73				
263	A	Chicago St.	47 55	327	A	NJIT	54 69	162	H	Utah Valley	57 56				
327	H	NJIT	68 56												
146	A	Cal St. Bakersfield	64 72												

Non-Div I Games: Tex. A&M Int'l 84 47 Schreiner 73 36 Houston Baptist 67 56 Texas Lutheran 97 66

Tex.-Pan American

Loss, Non-Conf, S Site, H Home A Away N Neutral

Average RPI Win:	107	WON-LOST	WINNING	LAST 12	STRENGTH OF	OPP. STRENGTH	TEAM	ADJ.	CONF.	ADJ CONF.
Average RPI Loss:	23	RECORD	PCT. RANK	GAMES	SCHEDULE	OF SCHEDULE	RPI	RPI	RPI	RPI
DIV. I ONLY	21- 11	74	6- 6	10	8	18	18	1	1	
DIV. I NON-CONF.	12- 2	25	0- 0	29	48	15	15	1	1	
TOTALS	RPI 1-25	RPI 26-50	W-L RECORDS	RPI 51-100	RPI 150+					
21- 11	3- 6	2- 3	OVERALL	7- 2	6- 0					
12- 4	1- 3	1- 0	HOME	5- 1	4- 0					
6- 6	2- 2	0- 3	AWAY	2- 1	1- 0					
3- 1	0- 1	1- 0	NEUTRAL	0- 0	1- 0					
12- 2	1- 0	2- 2	NON-CONFERENCE	3- 0	6- 0					
8- 0	1- 0	1- 0	HOME	2- 0	4- 0					
2- 2	0- 0	0- 2	AWAY	1- 0	1- 0					
2- 0	0- 0	1- 0	NEUTRAL	0- 0	1- 0					
9- 9	2- 6	0- 1	CONFERENCE	4- 2	0- 0					
4- 4	0- 3	0- 0	HOME	3- 1	0- 0					
4- 4	2- 2	0- 1	AWAY	1- 1	0- 0					
1- 1	0- 1	0- 0	NEUTRAL	0- 0	0- 0					

RPI	S	Opponent	Score	RPI	S	Opponent	Score	RPI	S	Opponent	Score	RPI	S	Opponent	Score
3	A	Oklahoma	69 89	28	A	Purdue	55 66	51	A	Texas Tech	62 65	110	A	Missouri	66 56
3	H	Oklahoma	62 74	29	A	Kansas St.	50 66	51	H	Texas Tech	77 46	110	N	Missouri	62 59
6	A	Baylor	58 55	30	H	Arizona St.	81 71	54	H	Kansas	74 66	128	H	Colorado	62 32
6	H	Baylor	57 66	36	N	Georgia Tech	76 68	65	A	Oklahoma St.	91 74	160	N	UTEP	79 40
7	A	Texas A&M	65 76	39	A	San Diego St.	55 60	65	H	Oklahoma St.	52 58	163	H	Lamar	82 45
7	H	Texas A&M	54 68					69	H	Nebraska	74 60	194	A	Fla. Atlantic	87 38
9	H	Tennessee	73 59					76	H	Dayton	66 40	237	H	St. Mary's (CA)	110 76
14	A	Iowa St.	55 52					88	H	Old Dominion	78 44	274	H	Furman	105 51
14	N	Iowa St.	55 59					90	A	Mississippi	74 50	276	H	A&M-Corpus Christi	87 36
LAST 12 Division I GAMES:															
14	N	Iowa St.	55 59	7	A	Texas A&M	65 76								
110	N	Missouri	62 59	65	H	Oklahoma St.	52 58								
3	H	Oklahoma	62 74	14	A	Iowa St.	55 52								
29	A	Kansas St.	50 66	54	H	Kansas	74 66								
6	H	Baylor	57 66	51	H	Texas Tech	77 46								
110	A	Missouri	66 56	65	A	Oklahoma St.	91 74								

Non-Div I Games:

Texas

■ Loss,
 ■ Non-Conf,
 ■ S Site,
 ■ H Home
 ■ A Away
 N Neutral

Team Rank				Through Games Of Sunday, March 13, 1999						
Average RPI Win:	85	WON-LOST	WINNING	LAST 12	STRENGTH OF	OPP. STRENGTH	TEAM	ADJ.	CONF.	ADJ CONF.
Average RPI Loss:	14	RECORD	PCT. RANK	GAMES	SCHEDULE	OF SCHEDULE	RPI	RPI	RPI	RPI
DIV. I ONLY	25- 7	26	8- 4	5	3	7	7	1	1	
DIV. I NON-CONF.	12- 1	10	0- 0	55	29	11	13	1	1	
<hr/>										
TOTALS	RPI 1-25	RPI 26-50		W-L RECORDS		RPI 51-100		RPI 150+		
25- 7	5- 6	3- 0		OVERALL		8- 1		4- 0		
13- 1	2- 1	1- 0		HOME		7- 0		2- 0		
8- 5	1- 4	1- 0		AWAY		1- 1		2- 0		
4- 1	2- 1	1- 0		NEUTRAL		0- 0		0- 0		
12- 1	1- 1	1- 0		NON-CONFERENCE		3- 0		4- 0		
6- 0	0- 0	1- 0		HOME		3- 0		2- 0		
4- 1	0- 1	0- 0		AWAY		0- 0		2- 0		
2- 0	1- 0	0- 0		NEUTRAL		0- 0		0- 0		
13- 6	4- 5	2- 0		CONFERENCE		5- 1		0- 0		
7- 1	2- 1	0- 0		HOME		4- 0		0- 0		
4- 4	1- 3	1- 0		AWAY		1- 1		0- 0		
2- 1	1- 1	1- 0		NEUTRAL		0- 0		0- 0		

RPI	S	Opponent	Score	RPI	S	Opponent	Score	RPI	S	Opponent	Score	RPI	S	Opponent	Score
3	A	Oklahoma	59 71	29	A	Kansas St.	71 45	51	A	Texas Tech	53 60	110	A	Missouri	62 56
3	H	Oklahoma	57 56	29	N	Kansas St.	65 63	51	H	Texas Tech	67 56	121	N	Penn St.	61 57
3	N	Oklahoma	74 62	44	H	TCU	64 50	54	H	Kansas	73 60	128	H	Colorado	79 50
6	A	Baylor	60 64					65	A	Oklahoma St.	60 50	132	A	Arizona	54 44
6	H	Baylor	61 64					65	H	Oklahoma St.	79 49	142	A	Michigan	59 56
6	N	Baylor	63 72					69	H	Nebraska	86 43	156	A	Pepperdine	70 60
12	A	Florida St.	53 60					79	H	New Mexico	83 51	169	H	Mercer	73 45
14	A	Iowa St.	50 67					80	H	George Washington	78 59	218	A	Stephen F. Austin	77 36
16	N	Pittsburgh	56 50					84	H	SMU	80 48	234	H	Texas St.	94 45
18	A	Texas	68 54												
18	H	Texas	76 65												
LAST 12 Division I GAMES:															
		6 N Baylor	63 72			3 H Oklahoma	57 56								
		3 N Oklahoma	74 62			18 H Texas	76 65								
		29 N Kansas St.	65 63			128 H Colorado	79 50								
		6 A Baylor	60 64			51 A Texas Tech	53 60								
		65 H Oklahoma St.	79 49			69 H Nebraska	86 43								
		29 A Kansas St.	71 45			14 A Iowa St.	50 67								

Non-Div I Games:

Texas A&M

Texas Southern

Through Games Of Sunday, March 15, 2009

Average RPI Win:	281	WON-LOST	WINNING	LAST 12	STRENGTH OF	OPP. STRENGTH	TEAM	ADJ.	CONF.	ADJ CONF.
Average RPI Loss:	235	RECORD	PCT. RANK	GAMES	SCHEDULE	OF SCHEDULE	RPI	RPI	RPI	RPI
DIV. I ONLY	10- 19	252	4- 8	335	328	314	315	32	32	
DIV. I NON-CONF.	2- 8	294	0- 0	310	217	330	330	32	32	
TOTALS	RPI 1-25	RPI 26-50	W-L RECORDS	RPI 51-100	RPI 150+					
10- 19	0- 1	0- 0	OVERALL	0- 0	9- 17					
6- 6	0- 0	0- 0	HOME	0- 0	6- 6					
2- 12	0- 1	0- 0	AWAY	0- 0	2- 10					
2- 1	0- 0	0- 0	NEUTRAL	0- 0	1- 1					
2- 8	0- 1	0- 0	NON-CONFERENCE	0- 0	1- 6					
1- 2	0- 0	0- 0	HOME	0- 0	1- 2					
0- 6	0- 1	0- 0	AWAY	0- 0	0- 4					
1- 0	0- 0	0- 0	NEUTRAL	0- 0	0- 0					
8- 11	0- 0	0- 0	CONFERENCE	0- 0	8- 11					
5- 4	0- 0	0- 0	HOME	0- 0	5- 4					
2- 6	0- 0	0- 0	AWAY	0- 0	2- 6					
1- 1	0- 0	0- 0	NEUTRAL	0- 0	1- 1					

RPI 1-25				RPI 26-50				RPI 51-100				RPI 101+ Team's RPI: 315			
RPI	S	Opponent	Score	RPI	S	Opponent	Score	RPI	S	Opponent	Score	RPI	S	Opponent	Score
20	A	LSU	30 61									111	A	Houston	44 64
												112	N	Texas-Arlington	67 57
												163	A	Lamar	52 79
												167	A	Prairie View	33 62
												167	H	Prairie View	57 73
												230	A	Southern U.	42 71
												230	H	Southern U.	59 56
												230	N	Southern U.	49 57
												235	A	Northwestern	51 68
												246	H	Sam Houston St.	58 63
												252	A	Tulsa	53 72
												276	A	A&M-Corpus Christi	51 56
												277	H	Alabama St.	39 51
												277	N	Alabama St.	65 47
												278	A	Ark.-Pine Bluff	48 52
												278	H	Ark.-Pine Bluff	45 54
												284	A	Mississippi Val.	58 56
												284	H	Mississippi Val.	53 48
												294	A	Alabama A&M	40 52
												294	H	Alabama A&M	42 58
												311	H	Tex.-Pan American	38 47
												314	A	Grambling	58 69
												314	H	Grambling	44 42
												323	A	Jackson St.	52 73
												323	H	Jackson St.	54 45
												328	H	La.-Lafayette	51 39
LAST 12 Division I GAMES:															
				230	N	Southern U.	49 57					278	H	Ark.-Pine Bluff	45 54
				329	H	Alcorn St.	62 58					314	A	Grambling	58 69
				230	H	Southern U.	59 56					323	A	Jackson St.	52 73
				277	N	Alabama St.	65 47					167	H	Prairie View	57 73
				294	A	Alabama A&M	40 52					277	H	Alabama St.	39 51
				284	H	Mississippi Val.	53 48					294	H	Alabama A&M	42 58

Non-Div I Games: Houston Baptist 51 74

Texas Southern

Loss, Non-Conf, S Site, H Home A Away N Neutral

RPI	S	Opponent	Score	
329	A	Alcorn St.	58	44
329	H	Alcorn St.	62	58

Texas Southern

Average RPI Win:	280	WON-LOST	WINNING	LAST 12	STRENGTH OF	OPP. STRENGTH	TEAM	ADJ.	CONF.	ADJ CONF.
Average RPI Loss:	139	RECORD	PCT. RANK	GAMES	SCHEDULE	OF SCHEDULE	RPI	RPI	RPI	RPI
DIV. I ONLY	8- 16	256	4- 8	118	245	236	234	21	21	
DIV. I NON-CONF.	3- 6	235	0- 0	73	141	180	180	26	27	
TOTALS	RPI 1-25	RPI 26-50	W-L RECORDS	RPI 51-100	RPI 150+					
8- 16	0- 2	0- 1	OVERALL	0- 0	8- 8					
4- 4	0- 0	0- 0	HOME	0- 0	4- 2					
2- 11	0- 2	0- 1	AWAY	0- 0	2- 5					
2- 1	0- 0	0- 0	NEUTRAL	0- 0	2- 1					
3- 6	0- 2	0- 1	NON-CONFERENCE	0- 0	3- 2					
1- 0	0- 0	0- 0	HOME	0- 0	1- 0					
0- 5	0- 2	0- 1	AWAY	0- 0	0- 1					
2- 1	0- 0	0- 0	NEUTRAL	0- 0	2- 1					
5- 10	0- 0	0- 0	CONFERENCE	0- 0	5- 6					
3- 4	0- 0	0- 0	HOME	0- 0	3- 2					
2- 6	0- 0	0- 0	AWAY	0- 0	2- 4					
0- 0	0- 0	0- 0	NEUTRAL	0- 0	0- 0					

RPI 1-25				RPI 26-50				RPI 51-100				RPI 101+ Team's RPI: 234			
RPI	S	Opponent	Score	RPI	S	Opponent	Score	RPI	S	Opponent	Score	RPI	S	Opponent	Score
6	A	Baylor	55 95	37	A	Iowa	45 87					101	A	UTSA	70 80
7	A	Texas A&M	45 94									101	H	UTSA	52 56
												105	A	Drake	54 72
												112	A	Texas-Arlington	53 67
												112	H	Texas-Arlington	66 71
												160	A	UTEP	74 85
												163	A	Lamar	61 64
												163	H	Lamar	56 71
												216	A	Southeastern La.	58 67
												218	H	Stephen F. Austin	73 60
												220	N	Utah St.	47 50
												228	N	Navy	77 58
												231	A	Northwestern St.	72 80
												246	A	Sam Houston St.	63 78
												246	H	Sam Houston St.	83 88
												272	H	McNeese St.	62 48
												276	A	A&M-Corpus Christi	66 62
												276	H	A&M-Corpus Christi	69 65
												306	N	Long Island	63 61
												330	H	Central Ark.	75 61
												336	A	Nicholls St.	70 58
LAST 12 Division I GAMES:															
246	H	Sam Houston St.	83 88	276	A	A&M-Corpus Christi	66 62								
101	A	UTSA	70 80	272	H	McNeese St.	62 48								
231	A	Northwestern St.	72 80	216	A	Southeastern La.	58 67								
218	H	Stephen F. Austin	73 60	112	H	Texas-Arlington	66 71								
336	A	Nicholls St.	70 58	101	H	UTSA	52 56								
163	H	Lamar	56 71	163	A	Lamar	61 64								

Non-Div I Games: Paul Quinn 96 60 Concordia (TX) 68 58 Huston-Tillotson 92 55 Texas-Dallas 68 45 Texas St.

Loss, Non-Conf, S Site, H Home A Away N Neutral

Average RPI Win:	137	WON-LOST	WINNING	LAST 12	STRENGTH OF	OPP. STRENGTH	TEAM	ADJ.	CONF.	ADJ CONF.
Average RPI Loss:	32	RECORD	PCT. RANK	GAMES	SCHEDULE	OF SCHEDULE	RPI	RPI	RPI	RPI
DIV. I ONLY	16- 15	157	4- 8	12	21	50	51	1	1	
DIV. I NON-CONF.	10- 4	71	1- 0	57	172	55	54	1	1	
TOTALS	RPI 1-25	RPI 26-50	W-L RECORDS	RPI 51-100	RPI 150+					
16- 15	2- 7	0- 4	OVERALL	4- 4	7- 0					
13- 5	2- 3	0- 1	HOME	2- 1	7- 0					
3- 6	0- 4	0- 0	AWAY	2- 2	0- 0					
0- 4	0- 0	0- 3	NEUTRAL	0- 1	0- 0					
10- 4	0- 0	0- 3	NON-CONFERENCE	2- 1	7- 0					
10- 0	0- 0	0- 0	HOME	2- 0	7- 0					
0- 1	0- 0	0- 0	AWAY	0- 1	0- 0					
0- 3	0- 0	0- 3	NEUTRAL	0- 0	0- 0					
6- 11	2- 7	0- 1	CONFERENCE	2- 3	0- 0					
3- 5	2- 3	0- 1	HOME	0- 1	0- 0					
3- 5	0- 4	0- 0	AWAY	2- 1	0- 0					
0- 1	0- 0	0- 0	NEUTRAL	0- 1	0- 0					

RPI	S	Opponent	Score	RPI	S	Opponent	Score	RPI	S	Opponent	Score	RPI	S	Opponent	Score
3	A	Oklahoma	49 61	27	N	California	54 68	54	A	Kansas	57 49	110	H	Missouri	63 56
3	H	Oklahoma	72 80	29	H	Kansas St.	48 60	62	H	UCLA	72 62	112	H	Texas-Arlington	72 57
6	A	Baylor	53 83	37	N	Iowa	48 56	65	A	Oklahoma St.	74 70	128	A	Colorado	66 60
6	H	Baylor	64 76	45	N	South Fla.	61 71	65	H	Oklahoma St.	60 65	163	H	Lamar	59 50
7	A	Texas A&M	56 67					65	N	Oklahoma St.	57 63	164	H	UNLV	75 63
7	H	Texas A&M	60 53					69	A	Nebraska	56 62	167	H	Prairie View	72 55
14	H	Iowa St.	52 59					75	H	Arkansas	75 60	208	H	Washington St.	82 69
18	A	Texas	46 77					79	A	New Mexico	54 63	226	H	Idaho	90 55
18	H	Texas	65 62									300	H	Sacramento St.	83 46
												331	H	Savannah St.	80 39
LAST 12 Division I GAMES:															
65	N	Oklahoma St.	57 63	3	H	Oklahoma	72 80								
110	H	Missouri	63 56	69	A	Nebraska	56 62								
3	A	Oklahoma	49 61	7	H	Texas A&M	60 53								
14	H	Iowa St.	52 59	18	A	Texas	46 77								
6	A	Baylor	53 83	331	H	Savannah St.	80 39								
65	A	Oklahoma St.	74 70	65	H	Oklahoma St.	60 65								

Non-Div I Games:

Texas Tech

■ Loss,
■ Non-Conf,
■ S Site,
■ H Home
■ A Away
N Neutral

Average RPI Win:	225	WON-LOST	WINNING	LAST 12	STRENGTH OF	OPP. STRENGTH	TEAM	ADJ.	CONF.	ADJ CONF.
Average RPI Loss:	131	RECORD	PCT. RANK	GAMES	SCHEDULE	OF SCHEDULE	RPI	RPI	RPI	RPI
DIV. I ONLY	20- 10	69	10- 2	158	214	109	112	21	21	
DIV. I NON-CONF.	5- 7	200	1- 0	214	108	208	210	26	27	
TOTALS	RPI 1-25	RPI 26-50	W-L RECORDS	RPI 51-100	RPI 150+					
20- 10	0- 0	0- 3	OVERALL	1- 1	17- 5					
7- 1	0- 0	0- 0	HOME	0- 0	6- 1					
10- 6	0- 0	0- 2	AWAY	1- 1	8- 3					
3- 3	0- 0	0- 1	NEUTRAL	0- 0	3- 1					
5- 7	0- 0	0- 3	NON-CONFERENCE	1- 1	4- 3					
0- 0	0- 0	0- 0	HOME	0- 0	0- 0					
4- 5	0- 0	0- 2	AWAY	1- 1	3- 2					
1- 2	0- 0	0- 1	NEUTRAL	0- 0	1- 1					
15- 3	0- 0	0- 0	CONFERENCE	0- 0	13- 2					
7- 1	0- 0	0- 0	HOME	0- 0	6- 1					
6- 1	0- 0	0- 0	AWAY	0- 0	5- 1					
2- 1	0- 0	0- 0	NEUTRAL	0- 0	2- 0					

[illegible]

Non-Div I Games:	Midwestern St.	90	49	Houston Baptist	66	57
------------------	----------------	----	----	-----------------	----	----

Texas-Arlington

Loss, Non-Conf, S Site, H Home A Away N Neutral

Average RPI Win:	212	WON-LOST	WINNING	LAST 12	STRENGTH OF	OPP. STRENGTH	TEAM	ADJ.	CONF.	ADJ CONF.
Average RPI Loss:	108	RECORD	PCT. RANK	GAMES	SCHEDULE	OF SCHEDULE	RPI	RPI	RPI	RPI
DIV. I ONLY	16- 13	133	7- 5	179	117	151	149	12	12	
DIV. I NON-CONF.	4- 7	222	0- 0	263	89	250	246	12	12	
TOTALS	RPI 1-25	RPI 26-50	W-L RECORDS	RPI 51-100	RPI 150+					
16- 13	0- 1	0- 4	OVERALL	0- 1	13- 3					
9- 2	0- 0	0- 1	HOME	0- 0	7- 0					
4- 9	0- 1	0- 2	AWAY	0- 1	4- 2					
3- 2	0- 0	0- 1	NEUTRAL	0- 0	2- 1					
4- 7	0- 1	0- 0	NON-CONFERENCE	0- 1	3- 2					
2- 1	0- 0	0- 0	HOME	0- 0	2- 0					
0- 5	0- 1	0- 0	AWAY	0- 1	0- 1					
2- 1	0- 0	0- 0	NEUTRAL	0- 0	1- 1					
12- 6	0- 0	0- 4	CONFERENCE	0- 0	10- 1					
7- 1	0- 0	0- 1	HOME	0- 0	5- 0					
4- 4	0- 0	0- 2	AWAY	0- 0	4- 1					
1- 1	0- 0	0- 1	NEUTRAL	0- 0	1- 0					

RPI 1-25				RPI 26-50				RPI 51-100				RPI 101+ Team's RPI: 149			
RPI	S	Opponent	Score	RPI	S	Opponent	Score	RPI	S	Opponent	Score	RPI	S	Opponent	Score
24	A	Temple	46 73	46	A	Bowling Green	53 70	96	A	Cincinnati	59 60	110	A	Missouri	50 70
				46	N	Bowling Green	66 79					114	H	Bradley	65 73
				47	A	Ball St.	53 67					123	A	Cleveland St.	63 68
				47	H	Ball St.	69 75					132	N	Arizona	64 63
												137	H	Kent St.	54 51
												148	A	Central Mich.	70 80
												148	H	Central Mich.	76 65
												151	N	Loyola Marymount	74 81
												152	A	Miami (OH)	66 64
												186	A	Northern Ill.	72 68
												186	H	Northern Ill.	78 66
												199	H	Morehead St.	78 69
												201	A	Akron	62 64
												203	H	Ohio	60 51
												203	N	Ohio	77 70
												241	A	Eastern Mich.	80 67
												241	H	Eastern Mich.	73 61
												248	H	Buffalo	67 59
												249	A	IPFW	60 72
												259	A	Western Mich.	69 64
												259	H	Western Mich.	64 49
												287	N	Hawaii	67 61
												315	H	Youngstown St.	69 61
LAST 12 Division I GAMES:															
				46	N	Bowling Green	66 79	259	H	Western Mich.	64 49				
				203	N	Ohio	77 70	137	H	Kent St.	54 51				
				47	H	Ball St.	69 75	46	A	Bowling Green	53 70				
				148	A	Central Mich.	70 80	203	H	Ohio	60 51				
				241	H	Eastern Mich.	73 61	248	H	Buffalo	67 59				
				186	A	Northern Ill.	72 68	201	A	Akron	62 64				

Non-Div I Games: North Dakota 68 60 SIU Edwardsville 80 58

Toledo

Loss, Non-Conf, S Site, H Home A Away N Neutral

Average RPI Win:	184	WON-LOST	WINNING	LAST 12	STRENGTH OF	OPP. STRENGTH	TEAM	ADJ.	CONF.	ADJ CONF.
Average RPI Loss:	122	RECORD	PCT. RANK	GAMES	SCHEDULE	OF SCHEDULE	RPI	RPI	RPI	RPI
DIV. I ONLY	17- 13	123	5- 7	106	133	114	116	9	9	
DIV. I NON-CONF.	8- 2	42	0- 0	112	241	56	56	10	10	
TOTALS	RPI 1-25	RPI 26-50	W-L RECORDS	RPI 51-100	RPI 150+					
17- 13	0- 0	1- 1	OVERALL	2- 5	13- 7					
9- 4	0- 0	0- 1	HOME	2- 1	7- 2					
6- 7	0- 0	1- 0	AWAY	0- 3	5- 4					
2- 2	0- 0	0- 0	NEUTRAL	0- 1	1- 1					
8- 2	0- 0	1- 0	NON-CONFERENCE	1- 0	5- 2					
4- 0	0- 0	0- 0	HOME	1- 0	3- 0					
3- 1	0- 0	1- 0	AWAY	0- 0	2- 1					
1- 1	0- 0	0- 0	NEUTRAL	0- 0	0- 1					
9- 11	0- 0	0- 1	CONFERENCE	1- 5	8- 5					
5- 4	0- 0	0- 1	HOME	1- 1	4- 2					
3- 6	0- 0	0- 0	AWAY	0- 3	3- 3					
1- 1	0- 0	0- 0	NEUTRAL	0- 1	1- 0					

RPI 1-25			RPI 26-50			RPI 51-100			RPI 101+			Team's RPI: 116			
RPI	S	Opponent	Score	RPI	S	Opponent	Score	RPI	S	Opponent	Score	RPI	S	Opponent	Score
33	H	VCU	34 63	43	A	Richmond	56 48	57	A	James Madison	56 74	115	N	Vermont	51 48
								57	H	James Madison	61 51	152	N	Miami (OH)	68 69
								63	A	Drexel	41 60	155	A	Hofstra	55 57
								63	H	Drexel	45 59	155	H	Hofstra	53 56
								63	N	Drexel	48 53	168	H	UNC Wilmington	63 54
								88	A	Old Dominion	57 65	170	A	William & Mary	50 61
								89	H	Duquesne	59 56	170	H	William & Mary	60 61
												174	A	Delaware	59 64
												174	H	Delaware	71 55
												174	N	Delaware	40 37
												180	A	Bucknell	62 51
												192	H	Davidson	76 58
												195	A	Northeastern	62 58
												210	A	Georgia St.	61 54
												210	H	Georgia St.	71 67
												228	H	Navy	65 53
												232	A	Loyola (MD)	75 66
												243	A	UMBC	68 69
												262	H	Radford	59 53
												298	A	George Mason	68 47
												298	H	George Mason	67 52
LAST 12 Division I GAMES:															
63	N	Drexel	48 53	298	H	George Mason	67 52								
174	N	Delaware	40 37	195	A	Northeastern	62 58								
63	H	Drexel	45 59	33	H	VCU	34 63								
170	A	William & Mary	50 61	155	H	Hofstra	53 56								
88	A	Old Dominion	57 65	210	A	Georgia St.	61 54								
174	H	Delaware	71 55	174	A	Delaware	59 64								

Non-Div I Games:

Towson

Average RPI Win:	233	WON-LOST	WINNING	LAST 12	STRENGTH OF	OPP. STRENGTH	TEAM	ADJ.	CONF.	ADJ CONF.
Average RPI Loss:	109	RECORD	PCT. RANK	GAMES	SCHEDULE	OF SCHEDULE	RPI	RPI	RPI	RPI
DIV. I ONLY	15- 14	152	8- 4	198	142	177	177	13	13	
DIV. I NON-CONF.	4- 5	194	0- 0	179	174	189	189	13	13	
TOTALS	RPI 1-25	RPI 26-50	W-L RECORDS	RPI 51-100	RPI 150+					
15- 14	0- 2	0- 2	OVERALL	1- 3	13- 5					
8- 4	0- 1	0- 0	HOME	1- 0	6- 3					
6- 7	0- 1	0- 1	AWAY	0- 3	6- 1					
1- 3	0- 0	0- 1	NEUTRAL	0- 0	1- 1					
4- 5	0- 0	0- 2	NON-CONFERENCE	0- 1	4- 2					
1- 1	0- 0	0- 0	HOME	0- 0	1- 1					
2- 2	0- 0	0- 1	AWAY	0- 1	2- 0					
1- 2	0- 0	0- 1	NEUTRAL	0- 0	1- 1					
11- 9	0- 2	0- 0	CONFERENCE	1- 2	9- 3					
7- 3	0- 1	0- 0	HOME	1- 0	5- 2					
4- 5	0- 1	0- 0	AWAY	0- 2	4- 1					
0- 1	0- 0	0- 0	NEUTRAL	0- 0	0- 0					

RPI 1-25				RPI 26-50				RPI 51-100				RPI 101+ Team's RPI: 177			
RPI	S	Opponent	Score	RPI	S	Opponent	Score	RPI	S	Opponent	Score	RPI	S	Opponent	Score
22	A	Middle Tenn.	46 82	36	A	Georgia Tech	49 73	73	A	UALR	46 75	119	A	South Ala.	60 68
22	H	Middle Tenn.	60 75	43	N	Richmond	48 53	80	A	George Washington	61 63	119	H	South Ala.	66 63
								95	A	Western Ky.	66 75	119	N	South Ala.	39 52
								95	H	Western Ky.	60 57	158	H	Arkansas St.	74 69
												165	H	Kennesaw St.	58 64
												179	A	La.-Monroe	42 70
												183	H	Denver	54 64
												185	H	New Orleans	59 64
												189	A	Austin Peay	65 61
												194	A	Fla. Atlantic	58 52
												194	H	Fla. Atlantic	62 53
												201	N	Akron	52 58
												223	N	Montana St.	82 78
												224	A	North Texas	80 78
												245	A	FIU	62 61
												245	H	FIU	69 58
												311	A	Tex.-Pan American	54 39
												318	H	Jacksonville St.	59 56
												328	A	La.-Lafayette	93 52
												328	H	La.-Lafayette	69 47
												328	H	La.-Lafayette	68 65
LAST 12 Division I GAMES:															
				119	N	South Ala.	39 52	22	H	Middle Tenn.	60 75				
				328	H	La.-Lafayette	68 65	194	A	Fla. Atlantic	58 52				
				119	H	South Ala.	66 63	158	H	Arkansas St.	74 69				
				328	A	La.-Lafayette	93 52	183	H	Denver	54 64				
				245	A	FIU	62 61	224	A	North Texas	80 78				
				95	H	Western Ky.	60 57	73	A	UALR	46 75				

Non-Div I Games: Spring Hill 93 45

Troy

■ Loss,
 ■ Non-Conf,
 ■ S Site,
 ■ Home
 ■ A Away
 N Neutral

Average RPI Win: 203		WON-LOST	WINNING	LAST 12	STRENGTH OF	OPP. STRENGTH	TEAM	ADJ.	CONF.	ADJ CONF.
Average RPI Loss: 95		RECORD	PCT. RANK	GAMES	SCHEDULE	OF SCHEDULE	RPI	RPI	RPI	RPI
DIV. I ONLY		18- 14	129	7- 5	155	100	130	124	11	11
DIV. I NON-CONF.		8- 6	128	0- 0	118	57	108	105	11	11
TOTALS		RPI 1-25	RPI 26-50		W-L RECORDS		RPI 51-100		RPI 150+	
18- 14	0- 2	0- 4		OVERALL		1- 2		12- 3		
11- 6	0- 1	0- 1		HOME		1- 1		5- 1		
6- 8	0- 1	0- 3		AWAY		0- 1		6- 2		
1- 0	0- 0	0- 0		NEUTRAL		0- 0		1- 0		
8- 6	0- 2	0- 4		NON-CONFERENCE		1- 0		5- 0		
5- 2	0- 1	0- 1		HOME		1- 0		2- 0		
2- 4	0- 1	0- 3		AWAY		0- 0		2- 0		
1- 0	0- 0	0- 0		NEUTRAL		0- 0		1- 0		
10- 8	0- 0	0- 0		CONFERENCE		0- 2		7- 3		
6- 4	0- 0	0- 0		HOME		0- 1		3- 1		
4- 4	0- 0	0- 0		AWAY		0- 1		4- 2		
0- 0	0- 0	0- 0		NEUTRAL		0- 0		0- 0		

[illegible]

Non-Div I Games:

Tulane

Loss, Non-Conf, S Site, H Home A Away N Neutral

Average RPI Win:	229	WON-LOST	WINNING	LAST 12	STRENGTH OF	OPP. STRENGTH	TEAM	ADJ.	CONF.	ADJ CONF.
Average RPI Loss:	140	RECORD	PCT. RANK	GAMES	SCHEDULE	OF SCHEDULE	RPI	RPI	RPI	RPI
DIV. I ONLY	7- 22	303	2- 10	110	175	253	252	11	11	
DIV. I NON-CONF.	4- 8	235	0- 0	88	292	199	203	11	11	
TOTALS	RPI 1-25	RPI 26-50	W-L RECORDS	RPI 51-100	RPI 150+					
7- 22	0- 1	0- 1	OVERALL	0- 3	5- 9					
6- 8	0- 0	0- 1	HOME	0- 1	5- 3					
1- 14	0- 1	0- 0	AWAY	0- 2	0- 6					
0- 0	0- 0	0- 0	NEUTRAL	0- 0	0- 0					
4- 8	0- 1	0- 1	NON-CONFERENCE	0- 1	4- 3					
4- 2	0- 0	0- 1	HOME	0- 0	4- 0					
0- 6	0- 1	0- 0	AWAY	0- 1	0- 3					
0- 0	0- 0	0- 0	NEUTRAL	0- 0	0- 0					
3- 14	0- 0	0- 0	CONFERENCE	0- 2	1- 6					
2- 6	0- 0	0- 0	HOME	0- 1	1- 3					
1- 8	0- 0	0- 0	AWAY	0- 1	0- 3					
0- 0	0- 0	0- 0	NEUTRAL	0- 0	0- 0					

RPI 1-25				RPI 26-50				RPI 51-100				RPI 101+ Team's RPI: 252			
RPI	S	Opponent	Score	RPI	S	Opponent	Score	RPI	S	Opponent	Score	RPI	S	Opponent	Score
3	A	Oklahoma	42 94	34	H	Marist	53 73	73	A	UALR	46 63	101	A	UTSA	54 63
								84	A	SMU	56 67	111	A	Houston	59 55
								84	H	SMU	53 65	111	H	Houston	46 68
												112	H	Texas-Arlington	65 67
												117	A	UCF	69 72
												124	A	Tulane	41 78
												124	A	Tulane	44 49
												124	H	Tulane	56 64
												125	H	East Carolina	67 64
												135	A	Southern Miss.	43 72
												154	H	Marshall	37 51
												160	A	UTEP	60 68
												160	H	UTEP	53 63
												200	H	Memphis	60 65
												202	H	Missouri St.	64 56
												204	A	UAB	63 72
												218	A	Stephen F. Austin	55 59
												247	A	Oral Roberts	50 65
												251	A	Rice	56 62
												251	H	Rice	71 60
												270	A	UMKC	55 61
												272	H	McNeese St.	58 56
												315	H	Texas Southern	72 53
												330	H	Central Ark.	63 38
LAST 12 Division I GAMES:															
124	A	Tulane	44 49	204	A	UAB	63 72								
124	H	Tulane	56 64	135	A	Southern Miss.	43 72								
160	H	UTEP	53 63	117	A	UCF	69 72								
111	A	Houston	59 55	111	H	Houston	46 68								
251	A	Rice	56 62	251	H	Rice	71 60								
200	H	Memphis	60 65	124	A	Tulane	41 78								

Non-Div I Games:

Tulsa

Average RPI Win:	233	WON-LOST	WINNING	LAST 12	STRENGTH OF	OPP. STRENGTH	TEAM	ADJ.	CONF.	ADJ CONF.
Average RPI Loss:	108	RECORD	PCT. RANK	GAMES	SCHEDULE	OF SCHEDULE	RPI	RPI	RPI	RPI
DIV. I ONLY	10- 20	256	3- 9	105	128	209	204	11	11	
DIV. I NON-CONF.	5- 8	213	0- 0	62	142	163	159	11	11	
TOTALS	RPI 1-25	RPI 26-50	W-L RECORDS	RPI 51-100	RPI 150+					
10- 20	0- 2	0- 2	OVERALL	0- 2	9- 4					
7- 8	0- 2	0- 0	HOME	0- 1	6- 2					
2- 10	0- 0	0- 2	AWAY	0- 1	2- 1					
1- 2	0- 0	0- 0	NEUTRAL	0- 0	1- 1					
5- 8	0- 2	0- 2	NON-CONFERENCE	0- 1	5- 1					
4- 3	0- 2	0- 0	HOME	0- 1	4- 0					
0- 4	0- 0	0- 2	AWAY	0- 0	0- 0					
1- 1	0- 0	0- 0	NEUTRAL	0- 0	1- 1					
5- 12	0- 0	0- 0	CONFERENCE	0- 1	4- 3					
3- 5	0- 0	0- 0	HOME	0- 0	2- 2					
2- 6	0- 0	0- 0	AWAY	0- 1	2- 1					
0- 1	0- 0	0- 0	NEUTRAL	0- 0	0- 0					

RPI 1-25				RPI 26-50				RPI 51-100				RPI 101+ Team's RPI: 204			
RPI	S	Opponent	Score	RPI	S	Opponent	Score	RPI	S	Opponent	Score	RPI	S	Opponent	Score
8	H	Auburn	62 91	38	A	Charlotte	57 79	56	H	Georgia	49 73	111	A	Houston	50 61
21	H	Florida	75 77	41	A	Mississippi St.	46 87	84	A	SMU	51 81	117	A	UCF	59 74
												117	H	UCF	67 74
												119	A	South Ala.	64 77
												124	H	Tulane	51 49
												125	A	East Carolina	64 70
												125	H	East Carolina	60 70
												125	N	East Carolina	59 73
												135	A	Southern Miss.	52 71
												135	H	Southern Miss.	67 79
												148	A	Central Mich.	72 96
												153	N	Evansville	47 62
												154	A	Marshall	53 64
												154	H	Marshall	50 67
												160	H	UTEP	64 58
												200	A	Memphis	71 62
												200	H	Memphis	60 65
												210	H	Georgia St.	72 63
												251	A	Rice	69 68
												252	H	Tulsa	72 63
												272	N	McNeese St.	56 53
												277	H	Alabama St.	51 47
												288	H	Stetson	73 58
												294	H	Alabama A&M	65 53
LAST 12 Division I GAMES:															
125	N	East Carolina	59 73	252	H	Tulsa	72 63								
117	A	UCF	59 74	200	H	Memphis	60 65								
135	A	Southern Miss.	52 71	160	H	UTEP	64 58								
125	H	East Carolina	60 70	124	H	Tulane	51 49								
154	H	Marshall	50 67	125	A	East Carolina	64 70								
84	A	SMU	51 81	154	A	Marshall	53 64								

Non-Div I Games:

UAB

■ Loss,
 ■ Non-Conf,
 ■ S Site,
 ■ H Home
 ■ A Away
 N Neutral

Average RPI Win:	193	WON-LOST	WINNING	LAST 12	STRENGTH OF	OPP. STRENGTH	TEAM	ADJ.	CONF.	ADJ CONF.
Average RPI Loss:	134	RECORD	PCT. RANK	GAMES	SCHEDULE	OF SCHEDULE	RPI	RPI	RPI	RPI
DIV. I ONLY	25- 6	21	10- 2	223	130	70	73	13	13	
DIV. I NON-CONF.	7- 3	76	0- 0	298	155	143	146	13	13	
TOTALS	RPI 1-25	RPI 26-50	W-L RECORDS	RPI 51-100	RPI 150+					
25- 6	0- 2	0- 0	OVERALL	4- 0	19- 4					
13- 1	0- 1	0- 0	HOME	2- 0	10- 0					
10- 4	0- 0	0- 0	AWAY	2- 0	7- 4					
2- 1	0- 1	0- 0	NEUTRAL	0- 0	2- 0					
7- 3	0- 0	0- 0	NON-CONFERENCE	2- 0	4- 3					
5- 0	0- 0	0- 0	HOME	1- 0	3- 0					
2- 3	0- 0	0- 0	AWAY	1- 0	1- 3					
0- 0	0- 0	0- 0	NEUTRAL	0- 0	0- 0					
18- 3	0- 2	0- 0	CONFERENCE	2- 0	15- 1					
8- 1	0- 1	0- 0	HOME	1- 0	7- 0					
8- 1	0- 0	0- 0	AWAY	1- 0	6- 1					
2- 1	0- 1	0- 0	NEUTRAL	0- 0	2- 0					

RPI S	Opponent	Score	RPI S	Opponent	Score	RPI S	Opponent	Score	RPI S	Opponent	Score
22	H Middle Tenn.	62 67				65	H Oklahoma St.	65 51	119	A South Ala.	53 44
22	N Middle Tenn.	54 74				90	A Mississippi	64 61	135	H Southern Miss.	66 44
						95	A Western Ky.	78 66	158	A Arkansas St.	55 56
						95	H Western Ky.	56 40	158	A Louisiana Tech	61 77
									158	H Arkansas St.	65 47
									177	H Troy	75 46
									179	A La.-Monroe	71 63
									179	H La.-Monroe	68 50
									179	N La.-Monroe	52 40
									183	H Denver	58 53
									183	N Denver	70 60
									185	A New Orleans	61 45
									185	H New Orleans	52 42
									194	A Fla. Atlantic	45 40
									202	A Missouri St.	49 53
									224	A North Texas	57 52
									224	H North Texas	70 61
									240	A Southeast Mo. St.	45 57
									245	A FIU	62 51
									246	H Sam Houston St.	81 52
									251	H Rice	56 53
									252	H Tulsa	63 46
									314	A Grambling	61 60
									328	A La.-Lafayette	77 46
									328	H La.-Lafayette	39 35

LAST 12 Division I GAMES:

22	N Middle Tenn.	54 74	95	H Western Ky.	56 40
183	N Denver	70 60	179	A La.-Monroe	71 63
179	N La.-Monroe	52 40	158	A Arkansas St.	55 56
328	H La.-Lafayette	39 35	183	H Denver	58 53
185	H New Orleans	52 42	245	A FIU	62 51
224	A North Texas	57 52	194	A Fla. Atlantic	45 40

Non-Div I Games: Southern Ark. 72 43

UALR

Loss, Non-Conf, S Site, H Home A Away N Neutral

Average RPI Win:	287	WON-LOST	WINNING	LAST 12	STRENGTH OF	OPP. STRENGTH	TEAM	ADJ.	CONF.	ADJ CONF.
Average RPI Loss:	148	RECORD	PCT. RANK	GAMES	SCHEDULE	OF SCHEDULE	RPI	RPI	RPI	RPI
DIV. I ONLY	11- 17	227	4- 8	255	230	249	254	23	23	
DIV. I NON-CONF.	4- 7	222	0- 1	147	181	211	215	20	20	
TOTALS	RPI 1-25	RPI 26-50	W-L RECORDS	RPI 51-100	RPI 150+					
11- 17	0- 1	0- 2	OVERALL	0- 3	11- 6					
5- 7	0- 0	0- 1	HOME	0- 1	5- 2					
6- 9	0- 1	0- 1	AWAY	0- 2	6- 3					
0- 1	0- 0	0- 0	NEUTRAL	0- 0	0- 1					
4- 7	0- 1	0- 2	NON-CONFERENCE	0- 1	4- 2					
2- 2	0- 0	0- 1	HOME	0- 0	2- 0					
2- 5	0- 1	0- 1	AWAY	0- 1	2- 2					
0- 0	0- 0	0- 0	NEUTRAL	0- 0	0- 0					
7- 10	0- 0	0- 0	CONFERENCE	0- 2	7- 4					
3- 5	0- 0	0- 0	HOME	0- 1	3- 2					
4- 4	0- 0	0- 0	AWAY	0- 1	4- 1					
0- 1	0- 0	0- 0	NEUTRAL	0- 0	0- 1					

RPI 1-25				RPI 26-50				RPI 51-100				RPI 101+ Team's RPI: 254			
RPI	S	Opponent	Score	RPI	S	Opponent	Score	RPI	S	Opponent	Score	RPI	S	Opponent	Score
10	A	Stanford	49 84	26	A	South Dakota St.	47 59	72	A	Creighton	58 61	102	A	UC Riverside	52 56
				30	H	Arizona St.	59 73	85	A	UC Santa Barbara	51 64	102	H	UC Riverside	44 47
								85	H	UC Santa Barbara	50 69	138	A	Cal Poly	60 64
												138	H	Cal Poly	47 62
												146	H	Cal St. Bakersfield	71 80
												183	A	Denver	50 64
												237	A	St. Mary's (CA)	85 69
												239	A	Pacific	60 63
												239	H	Pacific	58 39
												273	A	Cal St. Fullerton	60 47
												273	H	Cal St. Fullerton	59 71
												286	A	Long Beach St.	55 54
												286	H	Long Beach St.	64 68
												290	H	San Francisco	56 49
												299	A	Southern Utah	64 44
												300	A	Sacramento St.	45 53
												302	A	Cal St. Northridge	53 50
												302	H	Cal St. Northridge	86 66
												302 N		Cal St. Northridge	56 64
												307	H	Santa Clara	62 54
												313	A	UC Irvine	56 24
												313	H	UC Irvine	68 56
LAST 12 Division I GAMES:															
302 N		Cal St. Northridge	56 64	273	A	Cal St. Fullerton	60 47								
302	A	Cal St. Northridge	53 50	313	A	UC Irvine	56 24								
239	H	Pacific	58 39	102	H	UC Riverside	44 47								
146	H	Cal St. Bakersfield	71 80	286	H	Long Beach St.	64 68								
85	H	UC Santa Barbara	50 69	239	A	Pacific	60 63								
138	H	Cal Poly	47 62	138	A	Cal Poly	60 64								

Non-Div I Games: Seattle

59 65

UC Davis

■ Loss,
 ■ Non-Conf,
 ■ S Site,
 ■ Home
 ■ A Away
 N Neutral

Average RPI Win:	253	WON-LOST	WINNING	LAST 12	STRENGTH OF	OPP. STRENGTH	TEAM	ADJ.	CONF.	ADJ CONF.
Average RPI Loss:	194	RECORD	PCT. RANK	GAMES	SCHEDULE	OF SCHEDULE	RPI	RPI	RPI	RPI
DIV. I ONLY	7- 23	306	4- 8	294	261	313	313	23	23	
DIV. I NON-CONF.	3- 10	285	0- 0	265	290	306	309	20	20	
TOTALS	RPI 1-25	RPI 26-50	W-L RECORDS	RPI 51-100	RPI 150+					
7- 23	0- 0	0- 1	OVERALL	0- 3	6- 13					
2- 11	0- 0	0- 0	HOME	0- 2	2- 6					
5- 10	0- 0	0- 1	AWAY	0- 1	4- 5					
0- 2	0- 0	0- 0	NEUTRAL	0- 0	0- 2					
3- 10	0- 0	0- 1	NON-CONFERENCE	0- 1	2- 6					
0- 5	0- 0	0- 0	HOME	0- 1	0- 3					
3- 4	0- 0	0- 1	AWAY	0- 0	2- 2					
0- 1	0- 0	0- 0	NEUTRAL	0- 0	0- 1					
4- 13	0- 0	0- 0	CONFERENCE	0- 2	4- 7					
2- 6	0- 0	0- 0	HOME	0- 1	2- 3					
2- 6	0- 0	0- 0	AWAY	0- 1	2- 3					
0- 1	0- 0	0- 0	NEUTRAL	0- 0	0- 1					

RPI S	Opponent	Score	RPI S	Opponent	Score	RPI S	Opponent	Score	RPI S	Opponent	Score	Team's RPI: 313
30	A Arizona St.	23 75	70	H Oregon St.	42 71	102	A UC Riverside	43 64				
			85	A UC Santa Barbara	38 51	102	H UC Riverside	35 50				
			85	H UC Santa Barbara	38 50	138	A Cal Poly	51 61				
						138	H Cal Poly	49 54				
						146	A Cal St. Bakersfield	43 67				
						146	H Cal St. Bakersfield	63 85				
						147	A San Diego	58 53				
						160	A UTEP	55 54				
						209	H UNC Greensboro	71 76				
						239	A Pacific	37 61				
						239	H Pacific	44 48				
						254	A UC Davis	56 68				
						254	H UC Davis	24 56				
						259	H Western Mich.	43 64				
						266	H Yale	66 75				
						273	A Cal St. Fullerton	49 76				
						273	H Cal St. Fullerton	67 59				
						273	N Cal St. Fullerton	43 61				
						286	A Long Beach St.	68 62				
						286	H Long Beach St.	65 66				
						287	N Hawaii	46 74				
						291	A New Mexico St.	55 78				
						296	A Weber St.	53 66				
						300	A Sacramento St.	54 53				
						302	A Cal St. Northridge	57 53				
						302	H Cal St. Northridge	48 46				
LAST 12 Division I GAMES:												
273	N	Cal St. Fullerton	43	61	254	H	UC Davis	24	56			
273	H	Cal St. Fullerton	67	59	85	A	UC Santa Barbara	38	51			
102	H	UC Riverside	35	50	138	A	Cal Poly	51	61			
286	H	Long Beach St.	65	66	286	A	Long Beach St.	68	62			
302	A	Cal St. Northridge	57	53	102	A	UC Riverside	43	64			
239	H	Pacific	44	48	302	H	Cal St. Northridge	48	46			

Non-Div I Games:

UC Irvine

■ Loss,
■ Non-Conf,
■ S Site,
■ Home
■ A Away
N Neutral

UC Riverside

Through Games Of Sunday, March 15, 2009

Average RPI Win:	238	WON-LOST	WINNING	LAST 12	STRENGTH OF	OPP. STRENGTH	TEAM	ADJ.	CONF.	ADJ CONF.
Average RPI Loss:	92	RECORD	PCT. RANK	GAMES	SCHEDULE	OF SCHEDULE	RPI	RPI	RPI	RPI
DIV. I ONLY	18- 11	95	10- 2	121	183	107	102	23	23	
DIV. I NON-CONF.	4- 8	235	1- 0	25	37	130	126	20	20	
TOTALS	RPI 1-25	RPI 26-50	W-L RECORDS	RPI 51-100	RPI 150+					
18- 11	1- 1	0- 2	OVERALL	0- 3	14- 1					
10- 1	1- 0	0- 0	HOME	0- 1	7- 0					
7- 7	0- 1	0- 2	AWAY	0- 1	6- 1					
1- 3	0- 0	0- 0	NEUTRAL	0- 1	1- 0					
4- 8	1- 1	0- 2	NON-CONFERENCE	0- 1	2- 1					
3- 0	1- 0	0- 0	HOME	0- 0	1- 0					
0- 6	0- 1	0- 2	AWAY	0- 0	0- 1					
1- 2	0- 0	0- 0	NEUTRAL	0- 1	1- 0					
14- 3	0- 0	0- 0	CONFERENCE	0- 2	12- 0					
7- 1	0- 0	0- 0	HOME	0- 1	6- 0					
7- 1	0- 0	0- 0	AWAY	0- 1	6- 0					
0- 1	0- 0	0- 0	NEUTRAL	0- 0	0- 0					

RPI 1-25				RPI 26-50				RPI 51-100				RPI 101+ Team's RPI: 102			
RPI	S	Opponent	Score	RPI	S	Opponent	Score	RPI	S	Opponent	Score	RPI	S	Opponent	Score
3	A	Oklahoma	57 88	30	A	Arizona St.	45 68	81	N	Liberty	44 45	114	N	Bradley	56 59
25	H	Vanderbilt	50 47	39	A	San Diego St.	52 54	85	A	UC Santa Barbara	40 47	132	A	Arizona	48 53
								85	H	UC Santa Barbara	59 65	138	A	Cal Poly	66 48
												138	H	Cal Poly	74 61
												138	N	Cal Poly	57 58
												139	A	Nevada	47 52
												146	H	Cal St. Bakersfield	79 69
												164	A	UNLV	61 71
												238	N	Lafayette	54 41
												239	A	Pacific	74 55
												239	H	Pacific	65 56
												254	A	UC Davis	47 44
												254	H	UC Davis	56 52
												266	H	Yale	72 65
												273	A	Cal St. Fullerton	65 55
												273	H	Cal St. Fullerton	69 56
												286	A	Long Beach St.	64 48
												286	H	Long Beach St.	57 41
												302	A	Cal St. Northridge	72 62
												302	H	Cal St. Northridge	62 41
												313	A	UC Irvine	50 35
												313	H	UC Irvine	64 43
LAST 12 Division I GAMES:															
				138	N	Cal Poly	57 58					302	H	Cal St. Northridge	62 41
				138	H	Cal Poly	74 61					146	H	Cal St. Bakersfield	79 69
				85	H	UC Santa Barbara	59 65					254	A	UC Davis	47 44
				313	A	UC Irvine	50 35					239	A	Pacific	74 55
				273	A	Cal St. Fullerton	65 55					273	H	Cal St. Fullerton	69 56
				286	A	Long Beach St.	64 48					313	H	UC Irvine	64 43

Non-Div I Games: North Dakota 70 63

UC Riverside

■ Loss,
 ■ Non-Conf,
 ■ S Site,
 ■ Home
 ■ A Away
 N Neutral

Average RPI Win: 214		WON-LOST	WINNING	LAST 12	STRENGTH OF		OPP. STRENGTH	TEAM	ADJ.	CONF.	ADJ CONF.
Average RPI Loss: 124		RECORD	PCT. RANK	GAMES	SCHEDULE		OF SCHEDULE	RPI	RPI	RPI	RPI
DIV. I ONLY		22- 9	53	9- 3	151		209	86	85	23	23
DIV. I NON-CONF.		5- 8	213	0- 2	50		93	147	141	20	20
TOTALS		RPI 1-25	RPI 26-50		W-L RECORDS		RPI 51-100		RPI 150+		
22- 9	0- 0	1- 0		OVERALL		1- 4		13- 2			
13- 2	0- 0	1- 0		HOME		1- 1		7- 0			
7- 7	0- 0	0- 0		AWAY		0- 3		5- 2			
2- 0	0- 0	0- 0		NEUTRAL		0- 0		1- 0			
5- 8	0- 0	1- 0		NON-CONFERENCE		1- 4		1- 1			
5- 2	0- 0	1- 0		HOME		1- 1		1- 0			
0- 6	0- 0	0- 0		AWAY		0- 3		0- 1			
0- 0	0- 0	0- 0		NEUTRAL		0- 0		0- 0			
17- 1	0- 0	0- 0		CONFERENCE		0- 0		12- 1			
8- 0	0- 0	0- 0		HOME		0- 0		6- 0			
7- 1	0- 0	0- 0		AWAY		0- 0		5- 1			
2- 0	0- 0	0- 0		NEUTRAL		0- 0		1- 0			

[illegible]

Non-Div I Games:

UC Santa Barbara

■ Loss, ■ Non-Conf, S Site, H Home A Away N Neutral

Average RPI Win:	173	WON-LOST	WINNING	LAST 12	STRENGTH OF	OPP. STRENGTH	TEAM	ADJ.	CONF.	ADJ CONF.
Average RPI Loss:	96	RECORD	PCT. RANK	GAMES	SCHEDULE	OF SCHEDULE	RPI	RPI	RPI	RPI
DIV. I ONLY	17- 16	166	9- 3	91	90	118	117	11	11	
DIV. I NON-CONF.	2- 11	313	0- 0	53	15	226	222	11	11	
TOTALS	RPI 1-25	RPI 26-50	W-L RECORDS	RPI 51-100	RPI 150+					
17- 16	0- 2	0- 1	OVERALL	2- 5	10- 2					
9- 4	0- 0	0- 0	HOME	1- 2	6- 1					
4- 9	0- 1	0- 0	AWAY	0- 2	3- 1					
4- 3	0- 1	0- 1	NEUTRAL	1- 1	1- 0					
2- 11	0- 2	0- 1	NON-CONFERENCE	0- 5	1- 1					
1- 4	0- 0	0- 0	HOME	0- 2	1- 1					
1- 4	0- 1	0- 0	AWAY	0- 2	0- 0					
0- 3	0- 1	0- 1	NEUTRAL	0- 1	0- 0					
15- 5	0- 0	0- 0	CONFERENCE	2- 0	9- 1					
8- 0	0- 0	0- 0	HOME	1- 0	5- 0					
3- 5	0- 0	0- 0	AWAY	0- 0	3- 1					
4- 0	0- 0	0- 0	NEUTRAL	1- 0	1- 0					

RPI S	Opponent	Score	RPI S	Opponent	Score	RPI S	Opponent	Score	RPI S	Opponent	Score	Team's RPI: 117
6 N	Baylor	67 79	35 N	Villanova	50 68	59 N	Wisconsin	61 65	111 A	Houston	65 80	
12 A	Florida St.	70 82				61 H	Wake Forest	75 82	111 N	Houston	79 66	
						64 A	Fla. Gulf Coast	64 77	124 A	Tulane	64 73	
						84 H	SMU	78 68	125 A	East Carolina	83 86	
						84 N	SMU	62 51	125 H	East Carolina	83 72	
						90 H	Mississippi	67 85	128 A	Colorado	59 86	
						94 A	Alabama	53 67	130 H	Miami (FL)	59 66	
									135 A	Southern Miss.	64 69	
									135 H	Southern Miss.	65 59	
									135 N	Southern Miss.	65 54	
									141 A	Jacksonville	75 71	
									154 A	Marshall	68 50	
									154 H	Marshall	75 67	
									160 A	UTEP	49 61	
									194 H	Fla. Atlantic	63 68	
									200 A	Memphis	85 67	
									200 H	Memphis	82 67	
									204 A	UAB	74 67	
									204 H	UAB	74 59	
									251 H	Rice	77 52	
									251 N	Rice	66 64	
									252 H	Tulsa	72 69	
									261 H	Florida A&M	71 69	
LAST 12 Division I GAMES:												
135 N	Southern Miss.	65 54	124 A	Tulane	64 73							
84 N	SMU	62 51	160 A	UTEP	49 61							
111 N	Houston	79 66	125 A	East Carolina	83 86							
251 N	Rice	66 64	154 A	Marshall	68 50							
204 H	UAB	74 59	84 H	SMU	78 68							
200 H	Memphis	82 67	252 H	Tulsa	72 69							

Non-Div I Games:

UCF

■ Loss,
 ■ Non-Conf,
 ■ S Site,
 ■ H Home
 ■ A Away
 N Neutral

Average RPI Win:	151	WON-LOST	WINNING	LAST 12	STRENGTH OF	OPP. STRENGTH	TEAM	ADJ.	CONF.	ADJ CONF.
Average RPI Loss:	54	RECORD	PCT. RANK	GAMES	SCHEDULE	OF SCHEDULE	RPI	RPI	RPI	RPI
DIV. I ONLY	19- 12	100	5- 7	62	61	63	62	6	6	
DIV. I NON-CONF.	9- 2	37	0- 0	95	76	40	40	6	6	
TOTALS	RPI 1-25	RPI 26-50	W-L RECORDS	RPI 51-100	RPI 150+					
19- 12	0- 4	1- 3	OVERALL	4- 3	8- 2					
13- 3	0- 1	1- 1	HOME	3- 0	5- 1					
5- 8	0- 2	0- 2	AWAY	0- 3	3- 1					
1- 1	0- 1	0- 0	NEUTRAL	1- 0	0- 0					
9- 2	0- 1	0- 0	NON-CONFERENCE	1- 1	4- 0					
7- 0	0- 0	0- 0	HOME	1- 0	3- 0					
2- 2	0- 1	0- 0	AWAY	0- 1	1- 0					
0- 0	0- 0	0- 0	NEUTRAL	0- 0	0- 0					
10- 10	0- 3	1- 3	CONFERENCE	3- 2	4- 2					
6- 3	0- 1	1- 1	HOME	2- 0	2- 1					
3- 6	0- 1	0- 2	AWAY	0- 2	2- 1					
1- 1	0- 1	0- 0	NEUTRAL	1- 0	0- 0					

RPI 1-25				RPI 26-50				RPI 51-100				Team's RPI: 62	RPI 101+			
RPI	S	Opponent	Score	RPI	S	Opponent	Score	RPI	S	Opponent	Score		RPI	S	Opponent	Score
2	A	Maryland	65 88	27	A	California	48 64	51	A	Texas Tech	62 72		132	A	Arizona	48 38
10	A	Stanford	51 68	27	H	California	71 56	54	H	Kansas	67 64		132	H	Arizona	58 39
10	H	Stanford	58 69	30	A	Arizona St.	44 68	60	A	Southern California	76 87		138	A	Cal Poly	57 48
10	N	Stanford	47 73	30	H	Arizona St.	66 69	60	H	Southern California	87 75		139	H	Nevada	62 47
								70	A	Oregon St.	58 61		146	H	Cal St. Bakersfield	104 57
								70	H	Oregon St.	60 53		147	H	San Diego	95 58
								70	N	Oregon St.	62 56		156	H	Pepperdine	66 55
													171	A	Oregon	70 69
													171	H	Oregon	56 73
													182	A	Washington	49 59
													182	H	Washington	74 66
													208	A	Washington St.	65 50
													208	H	Washington St.	83 48
													251	A	Rice	82 64
													273	H	Cal St. Fullerton	78 62
													302	H	Cal St. Northridge	96 53
LAST 12 Division I GAMES:																
				10	N	Stanford	47 73					208	A	Washington St.	65 50	
				70	N	Oregon St.	62 56					182	A	Washington	49 59	
				70	A	Oregon St.	58 61					30	H	Arizona St.	66 69	
				171	A	Oregon	70 69					132	H	Arizona	58 39	
				27	H	California	71 56					60	A	Southern California	76 87	
				10	H	Stanford	58 69					10	A	Stanford	51 68	

Non-Div I Games:

UCLA

■ Loss,
 ■ Non-Conf,
 ■ S Site,
 ■ Home
 ■ A Away
 N Neutral

U
M
B
C

UMBC

Average RPI Win: 252

Average RPI Loss: 157

WON-LOST RECORD

WINNING PCT. RANK

LAST 12 GAMES

STRENGTH OF SCHEDULE

OPP. STRENGTH OF SCHEDULE

TEAM RPI

ADJ. RPI

CONF. RPI

ADJ CONF. RPI

DIV. I ONLY

DIV. I NON-CONF.

TOTALS

RPI 1-25

RPI 26-50

W-L RECORDS

RPI 51-100

RPI 150+

14- 16

9- 4

1- 10

4- 2

8- 5

4- 1

0- 3

4- 1

6- 11

5- 3

1- 7

0- 1

0- 0

0- 0

0- 0

0- 0

0- 0

0- 0

0- 0

0- 0

0- 0

0- 0

0- 0

OVERALL

HOME

AWAY

NEUTRAL

NON-CONFERENCE

HOME

AWAY

NEUTRAL

CONFERENCE

HOME

AWAY

NEUTRAL

299

204

241

243

22

22

227

189

139

140

18

18

0- 6

0- 2

0- 4

0- 0

0- 2

0- 0

0- 2

0- 0

0- 4

0- 2

0- 2

0- 0

13- 7

8- 1

1- 4

4- 2

7- 2

3- 1

0- 0

4- 1

6- 5

5- 0

1- 4

0- 1

RPI 1-25

RPI 26-50

RPI 51-100

RPI 101+

Team's RPI: 243

RPI S Opponent Score

RPI S Opponent Score

RPI S Opponent Score

RPI S Opponent Score

57 A James Madison 63 104

67 A Hartford 52 85

67 H Hartford 43 72

80 A George Washington 56 75

87 A Boston U. 57 84

87 H Boston U. 65 73

107 A Seton Hall 70 81

115 A Vermont 52 81

115 H Vermont 49 73

116 H Towson 69 68

158 N Louisiana Tech 62 83

186 N Northern Ill. 88 73

188 H Coppin St. 76 63

206 N Md.-East. Shore 92 70

213 A Binghamton 50 70

213 H Binghamton 78 63

213 N Binghamton 54 66

228 H Navy 85 77

232 H Loyola (MD) 76 80

259 N Western Mich. 81 69

279 N Rider 76 55

283 A New Hampshire 65 73

283 H New Hampshire 95 85

298 H George Mason 89 60

309 A Stony Brook 62 78

309 H Stony Brook 77 58

317 A Albany (NY) 80 92

317 H Albany (NY) 76 63

322 A Maine 77 74

322 H Maine 68 58

LAST 12 Division I GAMES:

213 N Binghamton 54 66

87 H Boston U. 65 73

213 A Binghamton 50 70

317 A Albany (NY) 80 92

309 H Stony Brook 77 58

67 H Hartford 43 72

322 A Maine 77 74

115 H Vermont 49 73

283 A New Hampshire 65 73

309 A Stony Brook 62 78

87 A Boston U. 57 84

213 H Binghamton 78 63

U
M
B
C

Non-Div I Games:

UMBC

Loss, Non-Conf, S Site, H Home A Away N Neutral

Average RPI Win:	264	WON-LOST	WINNING	LAST 12	STRENGTH OF	OPP. STRENGTH	TEAM	ADJ.	CONF.	ADJ CONF.
Average RPI Loss:	165	RECORD	PCT. RANK	GAMES	SCHEDULE	OF SCHEDULE	RPI	RPI	RPI	RPI
DIV. I ONLY	10- 18	246	4- 8	275	220	268	270	20	20	
DIV. I NON-CONF.	3- 6	235	0- 0	306	160	291	293	21	21	
TOTALS	RPI 1-25	RPI 26-50	W-L RECORDS	RPI 51-100	RPI 150+					
10- 18	0- 1	0- 2	OVERALL	0- 3	10- 9					
7- 5	0- 0	0- 1	HOME	0- 1	7- 3					
3- 11	0- 1	0- 1	AWAY	0- 1	3- 6					
0- 2	0- 0	0- 0	NEUTRAL	0- 1	0- 0					
3- 6	0- 1	0- 0	NON-CONFERENCE	0- 0	3- 2					
2- 1	0- 0	0- 0	HOME	0- 0	2- 1					
1- 4	0- 1	0- 0	AWAY	0- 0	1- 1					
0- 1	0- 0	0- 0	NEUTRAL	0- 0	0- 0					
7- 12	0- 0	0- 2	CONFERENCE	0- 3	7- 7					
5- 4	0- 0	0- 1	HOME	0- 1	5- 2					
2- 7	0- 0	0- 1	AWAY	0- 1	2- 5					
0- 1	0- 0	0- 0	NEUTRAL	0- 1	0- 0					

RPI 1-25				RPI 26-50				RPI 51-100				RPI 101+ Team's RPI: 270			
RPI	S	Opponent	Score	RPI	S	Opponent	Score	RPI	S	Opponent	Score	RPI	S	Opponent	Score
14	A	Iowa St.	45 77	26	A	South Dakota St.	61 93	66	A	Oakland	55 66	128	A	Colorado	49 71
				26	H	South Dakota St.	63 83	66	H	Oakland	70 82	138	A	Cal Poly	62 69
								66	N	Oakland	66 73	146	N	Cal St. Bakersfield	61 78
												176	A	North Dakota St.	70 89
												176	H	North Dakota St.	68 62
												198	A	IUPUI	80 75
												198	H	IUPUI	58 48
												224	H	North Texas	74 80
												247	A	Oral Roberts	59 68
												247	H	Oral Roberts	55 58
												249	A	IPFW	48 68
												249	H	IPFW	64 60
												252	H	Tulsa	61 55
												280	A	Western Ill.	57 61
												280	H	Western Ill.	51 57
												293	A	Northern Ariz.	49 52
												295	H	Northern Colo.	69 49
												299	A	Southern Utah	52 68
												299	H	Southern Utah	60 57
												304	A	Air Force	64 59
												332	A	Centenary (LA)	66 58
												332	H	Centenary (LA)	74 44
LAST 12 Division I GAMES:															
				66	N	Oakland	66 73	26	A	South Dakota St.	61 93				
				249	A	IPFW	48 68	299	H	Southern Utah	60 57				
				66	A	Oakland	55 66	280	H	Western Ill.	51 57				
				332	H	Centenary (LA)	74 44	198	H	IUPUI	58 48				
				247	H	Oral Roberts	55 58	247	A	Oral Roberts	59 68				
				176	A	North Dakota St.	70 89	332	A	Centenary (LA)	66 58				

Non-Div I Games: Central Mo. 67 53 SIU Edwardsville 69 56

UMKC

Loss, Non-Conf, S Site, H Home A Away N Neutral

UNC Asheville

Through Games Of Sunday, March 15, 2009

Average RPI Win:	271	WON-LOST	WINNING	LAST 12	STRENGTH OF	OPP. STRENGTH	TEAM	ADJ.	CONF.	ADJ CONF.
Average RPI Loss:	200	RECORD	PCT. RANK	GAMES	SCHEDULE	OF SCHEDULE	RPI	RPI	RPI	RPI
DIV. I ONLY	8- 19	283	3- 9	273	309	295	297	29	29	
DIV. I NON-CONF.	3- 9	276	1- 0	270	267	301	302	29	29	
TOTALS	RPI 1-25	RPI 26-50	W-L RECORDS	RPI 51-100	RPI 150+					
8- 19	0- 1	0- 1	OVERALL	1- 2	7- 15					
6- 7	0- 0	0- 1	HOME	1- 1	5- 5					
2- 11	0- 1	0- 0	AWAY	0- 1	2- 9					
0- 1	0- 0	0- 0	NEUTRAL	0- 0	0- 1					
3- 9	0- 1	0- 1	NON-CONFERENCE	1- 0	2- 7					
2- 4	0- 0	0- 1	HOME	1- 0	1- 3					
1- 4	0- 1	0- 0	AWAY	0- 0	1- 3					
0- 1	0- 0	0- 0	NEUTRAL	0- 0	0- 1					
5- 10	0- 0	0- 0	CONFERENCE	0- 2	5- 8					
4- 3	0- 0	0- 0	HOME	0- 1	4- 2					
1- 7	0- 0	0- 0	AWAY	0- 1	1- 6					
0- 0	0- 0	0- 0	NEUTRAL	0- 0	0- 0					

RPI 1-25				RPI 26-50				RPI 51-100				RPI 101+ Team's RPI: 297			
RPI	S	Opponent	Score	RPI	S	Opponent	Score	RPI	S	Opponent	Score	RPI	S	Opponent	Score
2	A	Maryland	57 90	38	H	Charlotte	50 72	81	A	Liberty	41 77	154	N	Marshall	68 89
								81	H	Liberty	48 75	166	H	Fairfield	49 69
								98	H	Western Caro.	90 71	170	H	William & Mary	50 62
												184	A	Ga. Southern	39 52
												250	A	Winthrop	58 72
												250	H	Winthrop	47 56
												253	A	Coastal Caro.	55 68
												253	H	Coastal Caro.	70 75
												256	A	Campbell	53 65
												260	A	High Point	67 72
												260	A	High Point	51 59
												260	H	High Point	68 59
												262	A	Radford	48 53
												262	H	Radford	52 50
												264	A	Gardner-Webb	61 74
												264	H	Gardner-Webb	67 59
												274	A	Furman	30 71
												303	A	Charleston So.	70 66
												303	H	Charleston So.	87 83
												334	H	South Carolina St.	64 67
												339	A	Presbyterian	67 58
												339	H	Presbyterian	62 36
LAST 12 Division I GAMES:															
260	A	High Point	67 72	339	A	Presbyterian	67 58	253	H	Coastal Caro.	70 75	303	H	Charleston So.	87 83
250	A	Winthrop	58 72	250	H	Winthrop	47 56	260	A	High Point	51 59	81	H	Liberty	48 75
262	A	Radford	48 53	264	A	Gardner-Webb	61 74								
81	A	Liberty	41 77												
260	H	High Point	68 59												

Non-Div I Games: Montreat 64 58 Carson-Newman 74 78 Johnson C. Smith 84 78

UNC Asheville

Loss, Non-Conf, S Site, H Home A Away N Neutral

UNC Greensboro

Through Games Of Sunday, March 15, 2009

Average RPI Win:	250	WON-LOST	WINNING	LAST 12	STRENGTH OF	OPP. STRENGTH	TEAM	ADJ.	CONF.	ADJ CONF.
Average RPI Loss:	136	RECORD	PCT. RANK	GAMES	SCHEDULE	OF SCHEDULE	RPI	RPI	RPI	RPI
DIV. I ONLY	13- 18	214	6- 6	163	238	214	209	19	19	
DIV. I NON-CONF.	3- 6	235	0- 0	76	228	187	183	19	19	
TOTALS	RPI 1-25	RPI 26-50	W-L RECORDS	RPI 51-100	RPI 150+					
13- 18	0- 0	0- 1	OVERALL	1- 9	11- 6					
7- 7	0- 0	0- 1	HOME	1- 3	5- 3					
5- 9	0- 0	0- 0	AWAY	0- 4	5- 3					
1- 2	0- 0	0- 0	NEUTRAL	0- 2	1- 0					
3- 6	0- 0	0- 1	NON-CONFERENCE	0- 3	3- 1					
2- 2	0- 0	0- 1	HOME	0- 1	2- 0					
1- 3	0- 0	0- 0	AWAY	0- 1	1- 1					
0- 1	0- 0	0- 0	NEUTRAL	0- 1	0- 0					
10- 12	0- 0	0- 0	CONFERENCE	1- 6	8- 5					
5- 5	0- 0	0- 0	HOME	1- 2	3- 3					
4- 6	0- 0	0- 0	AWAY	0- 3	4- 2					
1- 1	0- 0	0- 0	NEUTRAL	0- 1	1- 0					

RPI	S	Opponent	Score	RPI	S	Opponent	Score	RPI	S	Opponent	Score	RPI	S	Opponent	Score	Team's RPI: 209
46	H	Bowling Green	53	71	53	N	Illinois St.	51	95	108	A	Col. of Charleston	51	71		
					61	A	Wake Forest	27	62	108	H	Col. of Charleston	70	55		
					64	H	Fla. Gulf Coast	50	66	132	A	Virginia Tech	53	59		
					92	A	Chattanooga	53	70	168	A	UNC Wilmington	50	53		
					92	H	Chattanooga	48	58	184	A	Ga. Southern	45	53		
					98	A	Western Caro.	49	57	184	H	Ga. Southern	71	53		
					98	H	Western Caro.	58	66	192	A	Davidson	74	61		
					100	A	Samford	41	44	192	H	Davidson	55	61		
					100	H	Samford	49	37	260	H	High Point	74	69		
					100	N	Samford	49	58	265	H	Fordham	50	39		
										269	A	Appalachian St.	68	73		
										269	H	Appalachian St.	74	60		
										274	A	Furman	61	54		
										274	H	Furman	63	66		
										313	A	UC Irvine	76	71		
										319	A	Elon	45	39		
										319	H	Elon	47	54		
										321	A	Wofford	74	62		
										321	H	Wofford	68	56		
										321	N	Wofford	83	64		
LAST 12 Division I GAMES:																
		100	N	Samford	49	58			98	H	Western Caro.	58	66			
		321	N	Wofford	83	64			192	A	Davidson	74	61			
		319	H	Elon	47	54			100	H	Samford	49	37			
		269	H	Appalachian St.	74	60			92	H	Chattanooga	48	58			
		274	A	Furman	61	54			108	A	Col. of Charleston	51	71			
		321	A	Wofford	74	62			184	A	Ga. Southern	45	53			

Non-Div I Games:

UNC Greensboro

■ Loss,
 ■ Non-Conf,
 ■ S Site,
 ■ H Home
 ■ A Away
 N Neutral

UNC Wilmington

Through Games Of Sunday, March 15, 2009

Average RPI Win:	215	WON-LOST	WINNING	LAST 12	STRENGTH OF	OPP. STRENGTH	TEAM	ADJ.	CONF.	ADJ CONF.
Average RPI Loss:	109	RECORD	PCT. RANK	GAMES	SCHEDULE	OF SCHEDULE	RPI	RPI	RPI	RPI
DIV. I ONLY	16- 15	157	6- 6	167	124	168	168	9	9	
DIV. I NON-CONF.	6- 5	133	0- 0	251	280	181	182	10	10	
TOTALS	RPI 1-25	RPI 26-50	W-L RECORDS	RPI 51-100	RPI 150+					
16- 15	0- 0	1- 1	OVERALL	1- 7	14- 3					
8- 5	0- 0	1- 0	HOME	0- 3	7- 0					
4- 8	0- 0	0- 1	AWAY	1- 3	3- 3					
4- 2	0- 0	0- 0	NEUTRAL	0- 1	4- 0					
6- 5	0- 0	0- 0	NON-CONFERENCE	0- 2	6- 0					
2- 2	0- 0	0- 0	HOME	0- 0	2- 0					
1- 2	0- 0	0- 0	AWAY	0- 2	1- 0					
3- 1	0- 0	0- 0	NEUTRAL	0- 0	3- 0					
10- 10	0- 0	1- 1	CONFERENCE	1- 5	8- 3					
6- 3	0- 0	1- 0	HOME	0- 3	5- 0					
3- 6	0- 0	0- 1	AWAY	1- 1	2- 3					
1- 1	0- 0	0- 0	NEUTRAL	0- 1	1- 0					

RPI 1-25				RPI 26-50				RPI 51-100				RPI 101+				Team's RPI: 168	
RPI	S	Opponent	Score	RPI	S	Opponent	Score	RPI	S	Opponent	Score	RPI	S	Opponent	Score		
				33	A	VCU	42 64	57	A	James Madison	68 63	113	N	South Carolina	54 57		
				33	H	VCU	73 60	57	H	James Madison	65 74	116	A	Towson	54 63		
								61	A	Wake Forest	58 72	125	H	East Carolina	63 68		
								63	H	Drexel	50 55	137	H	Kent St.	54 69		
								88	A	Old Dominion	46 66	155	A	Hofstra	58 53		
								88	H	Old Dominion	70 79	155	H	Hofstra	72 62		
								88	N	Old Dominion	56 61	170	A	William & Mary	55 59		
								98	A	Western Caro.	63 73	170	H	William & Mary	70 66		
												174	H	Delaware	59 53		
												195	A	Northeastern	50 54		
												209	H	UNC Greensboro	53 50		
												210	A	Georgia St.	67 70		
												210	H	Georgia St.	61 49		
												212	H	Hampton	69 57		
												253	A	Coastal Caro.	56 51		
												265	N	Fordham	53 48		
												298	A	George Mason	68 52		
												298	H	George Mason	69 40		
												298	N	George Mason	56 47		
												324	N	Winston-Salem	65 50		
												325	N	Longwood	71 50		
LAST 12 Division I GAMES:																	
				88	N	Old Dominion	56 61	57	A	James Madison	68 63						
				298	N	George Mason	56 47	155	H	Hofstra	72 62						
				57	H	James Madison	65 74	298	H	George Mason	69 40						
				155	A	Hofstra	58 53	88	A	Old Dominion	46 66						
				210	A	Georgia St.	67 70	33	A	VCU	42 64						
				170	H	William & Mary	70 66	63	H	Drexel	50 55						

Non-Div I Games:

UNC Wilmington

■ Loss,
 ■ Non-Conf,
 ■ S Site,
 ■ Home
 ■ A Away
 N Neutral

Average RPI Win: 171		WON-LOST	WINNING	LAST 12	STRENGTH OF		OPP. STRENGTH	TEAM	ADJ.	CONF.	ADJ CONF.
Average RPI Loss: 109		RECORD	PCT. RANK	GAMES	SCHEDULE		OF SCHEDULE	RPI	RPI	RPI	RPI
DIV. I ONLY		11- 18	236	5- 6	75		97	174	172	10	10
DIV. I NON-CONF.		2- 8	294	0- 0	38		53	206	205	9	9
TOTALS		RPI 1-25	RPI 26-50		W-L RECORDS		RPI 51-100		RPI 150+		
11- 18	0- 1	0- 3		OVERALL		1- 4		8- 4			
7- 7	0- 1	0- 2		HOME		0- 2		5- 1			
4- 9	0- 0	0- 1		AWAY		1- 1		3- 3			
0- 2	0- 0	0- 0		NEUTRAL		0- 1		0- 0			
2- 8	0- 1	0- 3		NON-CONFERENCE		0- 1		2- 2			
1- 4	0- 1	0- 2		HOME		0- 0		1- 1			
1- 3	0- 0	0- 1		AWAY		0- 0		1- 1			
0- 1	0- 0	0- 0		NEUTRAL		0- 1		0- 0			
9- 10	0- 0	0- 0		CONFERENCE		1- 3		6- 2			
6- 3	0- 0	0- 0		HOME		0- 2		4- 0			
3- 6	0- 0	0- 0		AWAY		1- 1		2- 2			
0- 1	0- 0	0- 0		NEUTRAL		0- 0		0- 0			

RPI S	Opponent	Score	RPI S	Opponent	Score	RPI S	Opponent	Score	RPI S	Opponent	Score	Team's RPI: 172
14	H Iowa St.	54 79	26	H South Dakota St.	69 82	53	A Illinois St.	76 73	105	A Drake	60 70	
			37	A Iowa	46 72	53	H Illinois St.	55 67	105	H Drake	60 58	
			42	H Green Bay	49 76	72	A Creighton	44 62	105	N Drake	57 68	
						72	H Creighton	59 67	114	A Bradley	58 69	
						94	N Alabama	56 76	114	H Bradley	92 76	
									131	A Indiana St.	51 56	
									131	H Indiana St.	59 66	
									139	A Nevada	63 71	
									153	A Evansville	65 62	
									153	H Evansville	62 43	
									176	A North Dakota St.	77 73	
									186	H Northern Ill.	46 58	
									197	A Colorado St.	53 55	
									202	A Missouri St.	65 62	
									202	H Missouri St.	72 64	
									214	A Wichita St.	53 64	
									214	H Wichita St.	80 48	
									229	A Southern Ill.	40 58	
									229	H Southern Ill.	54 41	
									280	H Western Ill.	67 52	
LAST 12 Division I GAMES:												
105	N Drake	57 68	105	H Drake	60 58							
202	H Missouri St.	72 64	114	A Bradley	58 69							
214	H Wichita St.	80 48	229	A Southern Ill.	40 58							
53	A Illinois St.	76 73	153	A Evansville	65 62							
131	A Indiana St.	51 56	53	H Illinois St.	55 67							
72	H Creighton	59 67	131	H Indiana St.	59 66							

Non-Div I Games: South Dakota 67 76

UNI

Loss, Non-Conf, S Site, H Home A Away N Neutral

RPI 1-25				RPI 26-50				RPI 51-100				RPI 101+				Team's RPI: 164	
RPI	S	Opponent	Score	RPI	S	Opponent	Score	RPI	S	Opponent	Score	RPI	S	Opponent	Score		
				39	A	San Diego St.	58 83	51	A	Texas Tech	63 75	102	H	UC Riverside	71 61		
				39	H	San Diego St.	55 61	65	H	Oklahoma St.	73 88	139	H	Nevada	66 53		
				39	H	San Diego St.	63 71	70	A	Oregon St.	54 91	144	A	Wyoming	71 64		
				44	A	TCU	46 75	79	A	New Mexico	49 75	144	H	Wyoming	44 50		
				44	H	TCU	61 66	79	H	New Mexico	57 51	151	A	Loyola Marymount	68 84		
				44	H	TCU	84 75	91	H	Fresno St.	42 65	197	A	Colorado St.	55 85		
				49	A	Utah	50 67	93	A	BYU	52 53	197	H	Colorado St.	69 70		
				49	H	Utah	68 55	93	H	BYU	66 58	220	H	Utah St.	65 47		
								93	H	BYU	62 67	273	H	Cal St. Fullerton	76 65		
												281	H	Eastern Wash.	69 70		
												299	H	Southern Utah	71 58		
												300	H	Sacramento St.	92 71		
												302	H	Cal St. Northridge	88 69		
												304	A	Air Force	64 63		
												304	H	Air Force	78 64		
LAST 12 Division I GAMES:																	
				39	H	San Diego St.	63 71	93	A	BYU	52 53						
				44	H	TCU	84 75	144	H	Wyoming	44 50						
				93	H	BYU	66 58	197	A	Colorado St.	55 85						
				39	H	San Diego St.	55 61	44	A	TCU	46 75						
				304	A	Air Force	64 63	79	H	New Mexico	57 51						
				49	H	Utah	68 55	39	A	San Diego St.	58 83						

UNLV

Page 342

Average RPI Win:	204	WON-LOST	WINNING	LAST 12	STRENGTH OF	OPP. STRENGTH	TEAM	ADJ.	CONF.	ADJ CONF.
Average RPI Loss:	139	RECORD	PCT. RANK	GAMES	SCHEDULE	OF SCHEDULE	RPI	RPI	RPI	RPI
DIV. I ONLY	17- 12	112	7- 5	232	137	157	160	11	11	
DIV. I NON-CONF.	6- 6	152	0- 0	286	212	217	219	11	11	
TOTALS	RPI 1-25	RPI 26-50	W-L RECORDS	RPI 51-100	RPI 150+					
17- 12	0- 1	0- 1	OVERALL	1- 3	11- 5					
11- 5	0- 0	0- 1	HOME	1- 1	7- 2					
5- 5	0- 0	0- 0	AWAY	0- 2	3- 2					
1- 2	0- 1	0- 0	NEUTRAL	0- 0	1- 1					
6- 6	0- 1	0- 1	NON-CONFERENCE	1- 1	5- 3					
5- 3	0- 0	0- 1	HOME	1- 0	4- 2					
0- 2	0- 0	0- 0	AWAY	0- 1	0- 1					
1- 1	0- 1	0- 0	NEUTRAL	0- 0	1- 0					
11- 6	0- 0	0- 0	CONFERENCE	0- 2	6- 2					
6- 2	0- 0	0- 0	HOME	0- 1	3- 0					
5- 3	0- 0	0- 0	AWAY	0- 1	3- 1					
0- 1	0- 0	0- 0	NEUTRAL	0- 0	0- 1					

RPI 1-25				RPI 26-50				RPI 51-100				RPI 101+				Team's RPI: 160	
RPI	S	Opponent	Score	RPI	S	Opponent	Score	RPI	S	Opponent	Score	RPI	S	Opponent	Score		
18	N	Texas	40 79	29	H	Kansas St.	44 65	69	H	Nebraska	63 53	111	A	Houston	75 72		
								79	A	New Mexico	43 66	111	H	Houston	74 67		
								84	A	SMU	65 78	117	H	UCF	61 49		
								84	H	SMU	64 70	124	A	Tulane	73 60		
												124	H	Tulane	48 57		
												125	A	East Carolina	43 73		
												135	H	Southern Miss.	105 87		
												154	H	Marshall	71 62		
												154	N	Marshall	70 72		
												161	H	Monmouth	49 54		
												200	A	Memphis	73 53		
												204	A	UAB	58 64		
												234	H	Texas St.	85 74		
												251	A	Rice	69 57		
												251	H	Rice	76 60		
												252	A	Tulsa	63 53		
												252	H	Tulsa	68 60		
												284	H	Mississippi Val.	85 52		
												291	A	New Mexico St.	67 77		
												291	H	New Mexico St.	54 50		
												300	N	Sacramento St.	67 49		
												313	H	UC Irvine	54 55		
												331	H	Savannah St.	103 46		
LAST 12 Division I GAMES:																	
		154	N	Marshall			70	72			251	A	Rice			69	57
		84	A	SMU			65	78			154	H	Marshall			71	62
		252	A	Tulsa			63	53			125	A	East Carolina			43	73
		135	H	Southern Miss.			105	87			204	A	UAB			58	64
		117	H	UCF			61	49			200	A	Memphis			73	53
		111	A	Houston			75	72			84	H	SMU			64	70

Non-Div I Games: Eastern N.M. 87 44

UTEP

Loss, Non-Conf, S Site, H Home A Away N Neutral

Average RPI Win: 239	WON-LOST	WINNING	LAST 12	STRENGTH OF	OPP. STRENGTH	TEAM	ADJ.	CONF.	ADJ CONF.
Average RPI Loss: 120	RECORD	PCT. RANK	GAMES	SCHEDULE	OF SCHEDULE	RPI	RPI	RPI	RPI
DIV. I ONLY	22- 8	45	11- 1	214	246	101	101	21	21
DIV. I NON-CONF.	6- 6	152	1- 0	267	187	203	206	26	27
TOTALS	RPI 1-25	RPI 26-50	W-L RECORDS	RPI 51-100	RPI 150+				
22- 8	0- 0	0- 2	OVERALL	0- 1	21- 3				
11- 3	0- 0	0- 0	HOME	0- 0	11- 2				
7- 4	0- 0	0- 2	AWAY	0- 0	7- 1				
4- 1	0- 0	0- 0	NEUTRAL	0- 1	3- 0				
6- 6	0- 0	0- 2	NON-CONFERENCE	0- 1	6- 3				
4- 2	0- 0	0- 0	HOME	0- 0	4- 2				
1- 3	0- 0	0- 2	AWAY	0- 0	1- 1				
1- 1	0- 0	0- 0	NEUTRAL	0- 1	1- 0				
16- 2	0- 0	0- 0	CONFERENCE	0- 0	15- 0				
7- 1	0- 0	0- 0	HOME	0- 0	7- 0				
6- 1	0- 0	0- 0	AWAY	0- 0	6- 0				
3- 0	0- 0	0- 0	NEUTRAL	0- 0	2- 0				

RPI S	Opponent	Score	RPI S	Opponent	Score	RPI S	Opponent	Score	RPI S	Opponent	Score	Team's RPI: 101
29	A Kansas St.	51 80	66	N Oakland	57 70	112	A Texas-Arlington	59 76				
44	A TCU	60 73				112	H Texas-Arlington	60 69				
						112	N Texas-Arlington	74 63				
						158	H Arkansas St.	59 73				
						163	A Lamar	77 45				
						163	H Lamar	69 68				
						197	H Colorado St.	67 58				
						214	A Wichita St.	51 54				
						216	H Southeastern La.	58 57				
						218	A Stephen F. Austin	65 51				
						224	H North Texas	61 65				
						231	H Northwestern St.	74 69				
						231	N Northwestern St.	58 47				
						234	A Texas St.	56 52				
						234	H Texas St.	80 70				
						246	A Sam Houston St.	67 62				
						246	H Sam Houston St.	85 54				
						247	N Oral Roberts	74 62				
						251	H Rice	81 50				
						252	H Tulsa	63 54				
						260	H High Point	65 59				
						272	A McNeese St.	61 50				
						272	N McNeese St.	71 52				
						276	A A&M-Corpus Christi	72 54				
						276	H A&M-Corpus Christi	69 63				
						330	A Central Ark.	97 89				
						216	H Southeastern La.	58 57				
LAST 12 Division I GAMES:												
						112	N Texas-Arlington	74 63				
						231	N Northwestern St.	58 47				
						272	N McNeese St.	71 52				
						218	A Stephen F. Austin	65 51				
						234	H Texas St.	80 70				
						163	A Lamar	77 45				
						231	N Northwestern St.	58 47				
						246	H Sam Houston St.	85 54				
						276	A A&M-Corpus Christi	72 54				
						112	H Texas-Arlington	60 69				
						330	A Central Ark.	97 89				
						216	H Southeastern La.	58 57				

Non-Div I Games: Huston-Tillotson 93 55 Tex. A&M Int'l 85 53

UTSA

Loss, Non-Conf, S Site, H Home A Away N Neutral

RPI	S	Opponent	Score
336	H	Nicholls St.	86 33

UTSA

U
T
S
A

U
T
S
A

Average RPI Win:	155	WON-LOST	WINNING	LAST 12	STRENGTH OF	OPP. STRENGTH	TEAM	ADJ.	CONF.	ADJ CONF.
Average RPI Loss:	74	RECORD	PCT. RANK	GAMES	SCHEDULE	OF SCHEDULE	RPI	RPI	RPI	RPI
DIV. I ONLY	21- 9	57	9- 3	79	83	49	49	8	8	
DIV. I NON-CONF.	6- 6	152	0- 0	128	49	137	135	8	8	
TOTALS	RPI 1-25	RPI 26-50	W-L RECORDS	RPI 51-100	RPI 150+					
21- 9	0- 2	3- 5	OVERALL	7- 0	9- 2					
12- 2	0- 1	2- 1	HOME	3- 0	6- 0					
7- 5	0- 0	0- 3	AWAY	3- 0	3- 2					
2- 2	0- 1	1- 1	NEUTRAL	1- 0	0- 0					
6- 6	0- 2	0- 3	NON-CONFERENCE	2- 0	4- 1					
4- 2	0- 1	0- 1	HOME	1- 0	3- 0					
2- 2	0- 0	0- 1	AWAY	1- 0	1- 1					
0- 2	0- 1	0- 1	NEUTRAL	0- 0	0- 0					
15- 3	0- 0	3- 2	CONFERENCE	5- 0	5- 1					
8- 0	0- 0	2- 0	HOME	2- 0	3- 0					
5- 3	0- 0	0- 2	AWAY	2- 0	2- 1					
2- 0	0- 0	1- 0	NEUTRAL	1- 0	0- 0					

RPI 1-25				RPI 26-50				Team's RPI: 49				RPI 51-100				RPI 101+			
RPI	S	Opponent	Score	RPI	S	Opponent	Score	RPI	S	Opponent	Score	RPI	S	Opponent	Score	RPI	S	Opponent	Score
4	H	Louisville	48 59	26	A	South Dakota St.	58 70	58	A	Marquette	79 76	144	A	Wyoming	70 52				
19	N	Virginia	57 65	32	N	Gonzaga	55 60	60	H	Southern California	87 77	144	H	Wyoming	64 57				
				39	A	San Diego St.	49 55	79	A	New Mexico	53 50	164	A	UNLV	55 68				
				39	H	San Diego St.	58 52	79	H	New Mexico	57 54	164	H	UNLV	67 50				
				39	N	San Diego St.	63 58	79	N	New Mexico	56 55	171	A	Oregon	63 49				
				41	H	Mississippi St.	51 63	93	A	BYU	63 55	197	A	Colorado St.	74 48				
				44	A	TCU	47 53	93	H	BYU	59 54	197	H	Colorado St.	74 45				
				44	H	TCU	73 63					296	A	Weber St.	63 65				
												304	A	Air Force	57 32				
												304	H	Air Force	68 43				
												307	H	Santa Clara	73 53				
												323	H	Jackson St.	77 49				
												340	H	Norfolk St.	79 40				
LAST 12 Division I GAMES:																			
				39	N	San Diego St.	63 58	197	H	Colorado St.	74 45								
				79	N	New Mexico	56 55	304	A	Air Force	57 32								
				44	A	TCU	47 53	39	A	San Diego St.	49 55								
				79	H	New Mexico	57 54	144	H	Wyoming	64 57								
				93	H	BYU	59 54	44	H	TCU	73 63								
				164	A	UNLV	55 68	79	A	New Mexico	53 50								

Non-Div I Games: Westminster (UT) 69 49

Utah

Average RPI Win:	266	WON-LOST	WINNING	LAST 12	STRENGTH OF	OPP. STRENGTH	TEAM	ADJ.	CONF.	ADJ CONF.
Average RPI Loss:	154	RECORD	PCT. RANK	GAMES	SCHEDULE	OF SCHEDULE	RPI	RPI	RPI	RPI
DIV. I ONLY	15- 15	167	7- 5	260	277	218	220	24	24	
DIV. I NON-CONF.	5- 7	200	0- 0	271	283	246	249	23	23	
TOTALS	RPI 1-25	RPI 26-50	W-L RECORDS	RPI 51-100	RPI 150+					
15- 15	0- 0	0- 0	OVERALL	0- 5	14- 8					
7- 7	0- 0	0- 0	HOME	0- 2	7- 3					
6- 6	0- 0	0- 0	AWAY	0- 2	5- 4					
2- 2	0- 0	0- 0	NEUTRAL	0- 1	2- 1					
5- 7	0- 0	0- 0	NON-CONFERENCE	0- 2	5- 4					
3- 3	0- 0	0- 0	HOME	0- 1	3- 1					
1- 3	0- 0	0- 0	AWAY	0- 1	1- 2					
1- 1	0- 0	0- 0	NEUTRAL	0- 0	1- 1					
10- 8	0- 0	0- 0	CONFERENCE	0- 3	9- 4					
4- 4	0- 0	0- 0	HOME	0- 1	4- 2					
5- 3	0- 0	0- 0	AWAY	0- 1	4- 2					
1- 1	0- 0	0- 0	NEUTRAL	0- 1	1- 0					

RPI S	Opponent	Score	RPI S	Opponent	Score	RPI S	Opponent	Score	RPI S	Opponent	Score	Team's RPI: 220
						91	A Fresno St.	59 68	126	H Portland	51 64	
						91	H Fresno St.	54 67	139	A Nevada	63 52	
						91	N Fresno St.	54 57	139	H Nevada	49 56	
						93	A BYU	60 61	158	A Louisiana Tech	46 53	
						97	H Portland St.	57 67	158	H Louisiana Tech	82 90	
									161	N Monmouth	44 48	
									162	A Utah Valley	79 84	
									164	A UNLV	47 65	
									226	A Idaho	63 71	
									226	H Idaho	70 64	
									226	N Idaho	59 58	
									227	A Boise St.	65 61	
									227	H Boise St.	58 44	
									234	N Texas St.	50 47	
									271	H Idaho St.	43 58	
									281	H Eastern Wash.	71 65	
									287	A Hawaii	52 43	
									287	H Hawaii	61 63	
									291	A New Mexico St.	69 52	
									291	H New Mexico St.	72 58	
									293	H Northern Ariz.	64 56	
									296	A Weber St.	44 41	
									299	H Southern Utah	52 37	
									337	A San Jose St.	64 54	
									337	H San Jose St.	62 51	
LAST 12 Division I GAMES:												
			91	N Fresno St.	54 57	226	H Idaho	70 64				
			226	N Idaho	59 58	227	A Boise St.	65 61				
			91	H Fresno St.	54 67	139	A Nevada	63 52				
			337	H San Jose St.	62 51	91	A Fresno St.	59 68				
			158	A Louisiana Tech	46 53	287	H Hawaii	61 63				
			291	A New Mexico St.	69 52	287	A Hawaii	52 43				

Non-Div I Games: Mont. St.-Northern 42 39

Utah St.

■ Loss,
■ Non-Conf,
■ S Site,
■ Home
■ A Away
N Neutral

Average RPI Win: 250		WON-LOST	WINNING	LAST 12	STRENGTH OF	OPP. STRENGTH	TEAM	ADJ.	CONF.	ADJ CONF.
Average RPI Loss: 163		RECORD	PCT. RANK	GAMES	SCHEDULE	OF SCHEDULE	RPI	RPI	RPI	RPI
DIV. I ONLY		15- 10	106	9- 2	193	318	160	162	31	31
DIV. I NON-CONF.		8- 9	175	2- 2	136	248	168	169	30	30
TOTALS		RPI 1-25	RPI 26-50	W-L RECORDS	RPI 51-100	RPI 150+				
15- 10	0- 0		0- 2	OVERALL	2- 1	13- 5				
10- 2	0- 0		0- 1	HOME	0- 0	10- 1				
4- 7	0- 0		0- 1	AWAY	1- 1	3- 4				
1- 1	0- 0		0- 0	NEUTRAL	1- 0	0- 0				
8- 9	0- 0		0- 2	NON-CONFERENCE	2- 1	6- 4				
5- 2	0- 0		0- 1	HOME	0- 0	5- 1				
2- 6	0- 0		0- 1	AWAY	1- 1	1- 3				
1- 1	0- 0		0- 0	NEUTRAL	1- 0	0- 0				
7- 1	0- 0		0- 0	CONFERENCE	0- 0	7- 1				
5- 0	0- 0		0- 0	HOME	0- 0	5- 0				
2- 1	0- 0		0- 0	AWAY	0- 0	2- 1				
0- 0	0- 0		0- 0	NEUTRAL	0- 0	0- 0				

RPI 1-25				RPI 26-50				RPI 51-100				RPI 101+ Team's RPI: 162			
RPI	S	Opponent	Score	RPI	S	Opponent	Score	RPI	S	Opponent	Score	RPI	S	Opponent	Score
				32	A	Gonzaga	79 95	60	N	Southern California	66 64	126	A	Portland	60 86
				41	H	Mississippi St.	63 71	79	A	New Mexico	70 84	147	N	San Diego	70 81
								97	A	Portland St.	102 92	176	A	North Dakota St.	75 90
												183	H	Denver	87 72
												203	A	Ohio	74 83
												220	H	Utah St.	84 79
												223	H	Montana St.	71 94
												227	A	Boise St.	73 70
												263	A	Chicago St.	79 66
												263	H	Chicago St.	80 55
												263	H	Chicago St.	79 50
												271	H	Idaho St.	76 65
												287	A	Hawaii	70 77
												296	H	Weber St.	81 73
												299	H	Southern Utah	72 50
												311	A	Tex.-Pan American	56 57
												325	H	Longwood	81 73
												327	A	NJIT	70 58
												327	H	NJIT	94 86
												327	H	NJIT	75 66
LAST 12 Division I GAMES:															
				263	H	Chicago St.	80 55	263	A	Chicago St.	79 66				
				325	H	Longwood	81 73	327	A	NJIT	70 58				
				327	H	NJIT	75 66	263	H	Chicago St.	79 50				
				327	H	NJIT	94 86	296	H	Weber St.	81 73				
				176	A	North Dakota St.	75 90	183	H	Denver	87 72				
				203	A	Ohio	74 83	299	H	Southern Utah	72 50				

Non-Div I Games:	Mesa St.	83	39	Johnson & Wales (CC85	27
------------------	----------	----	----	-----------------------	----

Utah Valley

Loss, Non-Conf, S Site, H Home A Away N Neutral

Page 348

Average RPI Win:	174	WON-LOST	WINNING	LAST 12	STRENGTH OF	OPP. STRENGTH	TEAM	ADJ.	CONF.	ADJ CONF.
Average RPI Loss:	72	RECORD	PCT. RANK	GAMES	SCHEDULE	OF SCHEDULE	RPI	RPI	RPI	RPI
DIV. I ONLY	26- 6	17	10- 2	85	125	32	33	9	9	
DIV. I NON-CONF.	10- 2	33	0- 0	91	222	41	41	10	10	
TOTALS	RPI 1-25	RPI 26-50	W-L RECORDS	RPI 51-100	RPI 150+					
26- 6	0- 1	0- 1	OVERALL	5- 3	17- 1					
16- 0	0- 0	0- 0	HOME	3- 0	10- 0					
9- 6	0- 1	0- 1	AWAY	2- 3	6- 1					
1- 0	0- 0	0- 0	NEUTRAL	0- 0	1- 0					
10- 2	0- 1	0- 1	NON-CONFERENCE	2- 0	5- 0					
7- 0	0- 0	0- 0	HOME	1- 0	3- 0					
3- 2	0- 1	0- 1	AWAY	1- 0	2- 0					
0- 0	0- 0	0- 0	NEUTRAL	0- 0	0- 0					
16- 4	0- 0	0- 0	CONFERENCE	3- 3	12- 1					
9- 0	0- 0	0- 0	HOME	2- 0	7- 0					
6- 4	0- 0	0- 0	AWAY	1- 3	4- 1					
1- 0	0- 0	0- 0	NEUTRAL	0- 0	1- 0					

RPI	S	Opponent	Score	RPI	S	Opponent	Score	Team's RPI: 33	RPI	S	Opponent	Score	RPI	S	Opponent	Score
11	A	North Carolina	65 77	43	A	Richmond	48 56		57	A	James Madison	81 48	116	A	Towson	63 34
									57	A	James Madison	57 65	124	H	Tulane	65 49
									57	H	James Madison	61 43	125	H	East Carolina	78 67
									63	A	Drexel	69 74	127	H	American	67 63
									77	H	Georgetown	71 61	155	A	Hofstra	55 43
									81	A	Liberty	59 57	155	H	Hofstra	83 58
									88	A	Old Dominion	68 69	168	A	UNC Wilmington	60 73
									88	H	Old Dominion	58 51	168	H	UNC Wilmington	64 42
													170	A	William & Mary	75 61
													170	H	William & Mary	69 52
													170	N	William & Mary	72 52
													174	A	Delaware	70 63
													174	H	Delaware	68 45
													195	H	Northeastern	68 39
													210	A	Georgia St.	56 39
													210	H	Georgia St.	63 60
													225	H	Morgan St.	71 43
													262	A	Radford	74 51
													289	H	N.C. Central	80 44
													298	H	George Mason	67 43
													317	A	Albany (NY)	67 53
													325	H	Longwood	79 49
LAST 12 Division I GAMES:																
				57	A	James Madison	57 65		210	H	Georgia St.	63 60				
				170	N	William & Mary	72 52		57	H	James Madison	61 43				
				210	A	Georgia St.	56 39		116	A	Towson	63 34				
				195	H	Northeastern	68 39		174	A	Delaware	70 63				
				63	A	Drexel	69 74		168	H	UNC Wilmington	64 42				
				155	A	Hofstra	55 43		88	H	Old Dominion	58 51				

Non-Div I Games:

VCU

■ Loss,
 ■ Non-Conf, S Site,
 ■ Home
 ■ Away
 N Neutral

Valparaiso

Through Games Of Sunday, March 15, 2009

Average RPI Win:	185	WON-LOST	WINNING	LAST 12	STRENGTH OF	OPP. STRENGTH	TEAM	ADJ.	CONF.	ADJ CONF.
Average RPI Loss:	147	RECORD	PCT. RANK	GAMES	SCHEDULE	OF SCHEDULE	RPI	RPI	RPI	RPI
DIV. I ONLY	16- 14	144	6- 6	135	143	145	145	15	15	
DIV. I NON-CONF.	6- 5	133	1- 0	34	55	80	78	14	14	
TOTALS	RPI 1-25	RPI 26-50	W-L RECORDS	RPI 51-100	RPI 150+					
16- 14	1- 1	2- 3	OVERALL	0- 0	11- 7					
9- 5	0- 1	2- 1	HOME	0- 0	6- 2					
5- 8	0- 0	0- 2	AWAY	0- 0	4- 4					
2- 1	1- 0	0- 0	NEUTRAL	0- 0	1- 1					
6- 5	1- 1	2- 1	NON-CONFERENCE	0- 0	3- 2					
3- 1	0- 1	2- 0	HOME	0- 0	1- 0					
1- 3	0- 0	0- 1	AWAY	0- 0	1- 1					
2- 1	1- 0	0- 0	NEUTRAL	0- 0	1- 1					
10- 9	0- 0	0- 2	CONFERENCE	0- 0	8- 5					
6- 4	0- 0	0- 1	HOME	0- 0	5- 2					
4- 5	0- 0	0- 1	AWAY	0- 0	3- 3					
0- 0	0- 0	0- 0	NEUTRAL	0- 0	0- 0					

RPI 1-25			RPI 26-50			RPI 51-100			RPI 101+ Team's RPI: 145		
RPI	S	Opponent	Score	RPI	S	Opponent	Score	RPI	S	Opponent	Score
12	N	Florida St.	80 74	26	A	South Dakota St.	58 74	120	A	Butler	44 77
15	H	Notre Dame	55 63	28	H	Purdue	71 60	120	H	Butler	75 65
				42	A	Green Bay	45 76	123	A	Cleveland St.	70 52
				42	H	Green Bay	60 68	123	H	Cleveland St.	55 68
				46	H	Bowling Green	69 58	148	A	Central Mich.	80 86
								181	A	Wright St.	44 54
								181	H	Wright St.	59 64
								181	H	Wright St.	64 58
								190	A	Ill.-Chicago	50 61
								190	H	Ill.-Chicago	66 64
								197	A	Colorado St.	64 53
								211	A	Milwaukee	83 65
								211	H	Milwaukee	67 64
								221	A	Detroit	70 65
								221	H	Detroit	47 62
								224	A	North Texas	67 71
								233	N	La Salle	62 67
								263	H	Chicago St.	69 60
								267	N	North Fla.	58 49
								285	A	Loyola (IL)	85 60
								285	H	Loyola (IL)	69 52
								315	A	Youngstown St.	38 54
								315	H	Youngstown St.	86 43
LAST 12 Division I GAMES:											
181	H	Wright St.	59 64	263	H	Chicago St.	69 60				
315	A	Youngstown St.	38 54	190	A	Ill.-Chicago	50 61				
123	A	Cleveland St.	70 52	285	A	Loyola (IL)	85 60				
211	H	Milwaukee	67 64	181	H	Wright St.	64 58				
42	H	Green Bay	60 68	221	H	Detroit	47 62				
120	H	Butler	75 65	42	A	Green Bay	45 76				

Non-Div I Games:

Valparaiso

■ Loss,
■ Non-Conf, S Site,
■ Home
■ Away
N Neutral

Vanderbilt

Through Games Of Sunday, March 15, 2009

Through Games of Sunday, March 13, 1995									
Average RPI Win: 121	WON-LOST	WINNING	LAST 12	STRENGTH OF	OPP. STRENGTH	TEAM	ADJ.	CONF.	ADJ CONF.
Average RPI Loss: 59	RECORD	PCT. RANK	GAMES	SCHEDULE	OF SCHEDULE	RPI	RPI	RPI	RPI
DIV. I ONLY	24- 8	36	9- 3	55	31	26	25	4	4
DIV. I NON-CONF.	11- 4	57	0- 0	215	112	89	88	5	5

TOTALS	RPI 1-25	RPI 26-50	W-L RECORDS	RPI 51-100	RPI 150+				
24- 8	6- 3	0- 1	OVERALL	9- 2	7- 0				
15- 1	4- 1	0- 0	HOME	4- 0	6- 0				
6- 7	0- 2	0- 1	AWAY	4- 2	1- 0				
3- 0	2- 0	0- 0	NEUTRAL	1- 0	0- 0				
11- 4	0- 2	0- 0	NON-CONFERENCE	3- 0	7- 0				
8- 1	0- 1	0- 0	HOME	1- 0	6- 0				
3- 3	0- 1	0- 0	AWAY	2- 0	1- 0				
0- 0	0- 0	0- 0	NEUTRAL	0- 0	0- 0				
13- 4	6- 1	0- 1	CONFERENCE	6- 2	0- 0				
7- 0	4- 0	0- 0	HOME	3- 0	0- 0				
3- 4	0- 1	0- 1	AWAY	2- 2	0- 0				
3- 0	2- 0	0- 0	NEUTRAL	1- 0	0- 0				

RPI S	Opponent	Score	RPI S	Opponent	Score	RPI S	Opponent	Score	RPI S	Opponent	Score
8	H Auburn	73 70	41	A Mississippi St.	61 66	56	A Georgia	55 66	102	A UC Riverside	47 50
8	N Auburn	61 54				56	H Georgia	80 64	113	A South Carolina	66 56
9	A Tennessee	66 75				56	N Georgia	69 61	132	H Virginia Tech	72 43
9	H Tennessee	74 58				75	H Arkansas	72 61	142	A Michigan	42 50
14	A Iowa St.	51 55				78	A Kentucky	72 62	192	H Davidson	82 50
15	H Notre Dame	57 59				81	H Liberty	67 50	205	H Tennessee St.	98 82
20	H LSU	75 67				82	A East Tenn. St.	66 55	262	H Radford	78 41
20	N LSU	61 47				90	A Mississippi	69 71	273	A Cal St. Fullerton	83 67
21	H Florida	84 68				94	A Alabama	85 76	276	H A&M-Corpus Christi	85 51
						94	H Alabama	88 64	310	H Eastern Ky.	80 38
						95	A Western Ky.	90 72	338	H Tenn.-Martin	86 29
LAST 12 Division I GAMES:											
8	N Auburn	61 54	56	H Georgia	80 64						
20	N LSU	61 47	21	H Florida	84 68						
56	N Georgia	69 61	78	A Kentucky	72 62						
9	A Tennessee	66 75	41	A Mississippi St.	61 66						
90	A Mississippi	69 71	94	H Alabama	88 64						
8	H Auburn	73 70	75	H Arkansas	72 61						

Non-Div I Games:

Vanderbilt

Loss, Non-Conf, S Site, H Home A Away N Neutral

Average RPI Win:	237	WON-LOST	WINNING	LAST 12	STRENGTH OF	OPP. STRENGTH	TEAM	ADJ.	CONF.	ADJ CONF.
Average RPI Loss:	87	RECORD	PCT. RANK	GAMES	SCHEDULE	OF SCHEDULE	RPI	RPI	RPI	RPI
DIV. I ONLY	20- 11	80	10- 2	168	178	117	115	22	22	
DIV. I NON-CONF.	5- 7	200	0- 0	46	77	129	127	18	18	
TOTALS	RPI 1-25	RPI 26-50	W-L RECORDS	RPI 51-100	RPI 150+					
20- 11	0- 2	0- 0	OVERALL	2- 5	16- 1					
10- 4	0- 0	0- 0	HOME	0- 2	8- 1					
8- 6	0- 2	0- 0	AWAY	1- 3	7- 0					
2- 1	0- 0	0- 0	NEUTRAL	1- 0	1- 0					
5- 7	0- 2	0- 0	NON-CONFERENCE	0- 1	3- 1					
4- 2	0- 0	0- 0	HOME	0- 0	2- 1					
1- 4	0- 2	0- 0	AWAY	0- 1	1- 0					
0- 1	0- 0	0- 0	NEUTRAL	0- 0	0- 0					
15- 4	0- 0	0- 0	CONFERENCE	2- 4	13- 0					
6- 2	0- 0	0- 0	HOME	0- 2	6- 0					
7- 2	0- 0	0- 0	AWAY	1- 2	6- 0					
2- 0	0- 0	0- 0	NEUTRAL	1- 0	1- 0					

RPI	S	Opponent	Score	RPI	S	Opponent	Score	RPI	S	Opponent	Score	RPI	S	Opponent	Score	Team's RPI: 115
4	A	Louisville	56 67					67	A	Hartford	66 56	116	N	Towson	48 51	
21	A	Florida	76 85					67	A	Hartford	47 57	129	H	Dartmouth	82 77	
								67	H	Hartford	52 56	136	H	Providence	73 67	
								71	A	St. John's (NY)	58 70	137	H	Kent St.	71 77	
								87	A	Boston U.	47 58	140	A	Harvard	67 69	
								87	H	Boston U.	61 64	157	H	Quinnipiac	53 72	
								87	N	Boston U.	74 66	187	H	Holy Cross	71 53	
												213	A	Binghamton	64 38	
												213	H	Binghamton	84 57	
												217	H	Massachusetts	83 69	
												243	A	UMBC	73 49	
												243	H	UMBC	81 52	
												255	A	Manhattan	69 50	
												283	A	New Hampshire	69 48	
												283	H	New Hampshire	70 48	
												283	N	New Hampshire	57 45	
												309	A	Stony Brook	69 53	
												309	H	Stony Brook	77 42	
												317	A	Albany (NY)	77 54	
												317	H	Albany (NY)	48 32	
												322	A	Maine	61 44	
												322	H	Maine	86 51	
LAST 12 Division I GAMES:																
		87	N	Boston U.	74	66				283	H	New Hampshire	70	48		
		67	A	Hartford	66	56				309	A	Stony Brook	69	53		
		283	N	New Hampshire	57	45				317	H	Albany (NY)	48	32		
		213	H	Binghamton	84	57				243	A	UMBC	73	49		
		67	A	Hartford	47	57				87	H	Boston U.	61	64		
		322	A	Maine	61	44				213	A	Binghamton	64	38		

Non-Div I Games: North Dakota 63 49

Vermont

■ Loss,
 ■ Non-Conf,
 ■ S Site,
 ■ Home
 ■ A Away
 N Neutral

Average RPI Win:	102	WON-LOST	WINNING	LAST 12	STRENGTH OF	OPP. STRENGTH	TEAM	ADJ.	CONF.	ADJ CONF.
Average RPI Loss:	67	RECORD	PCT. RANK	GAMES	SCHEDULE	OF SCHEDULE	RPI	RPI	RPI	RPI
DIV. I ONLY	19- 13	109	7- 5	14	32	36	35	3	3	
DIV. I NON-CONF.	8- 6	128	0- 0	42	74	78	79	4	4	
TOTALS	RPI 1-25	RPI 26-50	W-L RECORDS	RPI 51-100	RPI 150+					
19- 13	3- 6	1- 1	OVERALL	7- 3	4- 2					
9- 5	2- 2	1- 1	HOME	4- 0	1- 2					
8- 6	0- 3	0- 0	AWAY	3- 2	3- 0					
2- 2	1- 1	0- 0	NEUTRAL	0- 1	0- 0					
8- 6	1- 1	0- 0	NON-CONFERENCE	2- 2	4- 2					
4- 2	1- 0	0- 0	HOME	2- 0	1- 2					
3- 2	0- 0	0- 0	AWAY	0- 1	3- 0					
1- 2	0- 1	0- 0	NEUTRAL	0- 1	0- 0					
11- 7	2- 5	1- 1	CONFERENCE	5- 1	0- 0					
5- 3	1- 2	1- 1	HOME	2- 0	0- 0					
5- 4	0- 3	0- 0	AWAY	3- 1	0- 0					
1- 0	1- 0	0- 0	NEUTRAL	0- 0	0- 0					

RPI S	Opponent	Score	RPI S	Opponent	Score	Team's RPI: 35	RPI S	Opponent	Score	RPI S	Opponent	Score
1 A	Connecticut	47 74	31 H	DePaul	50 46		58 A	Marquette	46 45	107 A	Seton Hall	54 51
1 A	Connecticut	42 72	45 H	South Fla.	50 52		59 N	Wisconsin	45 47	117 N	UCF	68 50
4 H	Louisville	56 70					71 H	St. John's (NY)	49 33	136 A	Providence	57 54
6 N	Baylor	57 62					74 A	Syracuse	69 51	136 H	Providence	64 48
15 H	Notre Dame	55 48					77 A	Georgetown	58 53	143 A	St. Joseph's	57 66
15 N	Notre Dame	58 47					80 A	George Washington	60 67	161 H	Monmouth	61 49
16 A	Pittsburgh	54 70					82 H	Sacred Heart	69 52	166 A	Fairfield	61 45
17 H	Rutgers	51 60					86 H	Lehigh	58 52	174 H	Delaware	49 52
24 H	Temple	65 56					96 A	Cincinnati	54 61	213 A	Binghamton	55 37
							98 H	West Virginia	54 52	233 H	La Salle	62 67
										275 A	Penn	45 43
LAST 12 Division I GAMES:												
1 A	Connecticut	42 72	16 A	Pittsburgh	54 70							
15 N	Notre Dame	58 47	31 H	DePaul	50 46							
45 H	South Fla.	50 52	58 A	Marquette	46 45							
77 A	Georgetown	58 53	107 A	Seton Hall	54 51							
1 A	Connecticut	47 74	71 H	St. John's (NY)	49 33							
4 H	Louisville	56 70	74 A	Syracuse	69 51							

Non-Div I Games:

Villanova

■ Loss,
■ Non-Conf, S Site,
■ Home
■ Away
N Neutral

Average RPI Win: 127		WON-LOST	WINNING	LAST 12	STRENGTH OF		OPP. STRENGTH	TEAM	ADJ.	CONF.	ADJ CONF.
Average RPI Loss: 33		RECORD	PCT. RANK	GAMES	SCHEDULE		OF SCHEDULE	RPI	RPI	RPI	RPI
DIV. I ONLY		23- 9	48	7- 5	25		25	19	19	2	2
DIV. I NON-CONF.		14- 2	21	1- 0	100		69	25	26	3	3
TOTALS		RPI 1-25	RPI 26-50		W-L RECORDS		RPI 51-100		RPI 150+		
23- 9		3- 5	2- 2		OVERALL		3- 1		7- 0		
15- 2		1- 2	1- 0		HOME		2- 0		7- 0		
6- 5		2- 2	0- 1		AWAY		1- 1		0- 0		
2- 2		0- 1	1- 1		NEUTRAL		0- 0		0- 0		
14- 2		1- 0	1- 1		NON-CONFERENCE		2- 1		7- 0		
10- 0		0- 0	0- 0		HOME		1- 0		7- 0		
3- 1		1- 0	0- 0		AWAY		1- 1		0- 0		
1- 1		0- 0	1- 1		NEUTRAL		0- 0		0- 0		
9- 7		2- 5	1- 1		CONFERENCE		1- 0		0- 0		
5- 2		1- 2	1- 0		HOME		1- 0		0- 0		
3- 4		1- 2	0- 1		AWAY		0- 0		0- 0		
1- 1		0- 1	0- 0		NEUTRAL		0- 0		0- 0		

RPI	S	Opponent	Score	RPI	S	Opponent	Score	RPI	S	Opponent	Score	RPI	S	Opponent	Score
2	A	Maryland	78 94	32	N	Gonzaga	62 69	56	H	Georgia	62 60	103	A	North Carolina St.	54 60
2	H	Maryland	89 81	36	A	Georgia Tech	66 74	58	A	Marquette	76 71	109	A	Clemson	75 67
5	H	Duke	67 81	40	H	Boston College	90 70	61	H	Wake Forest	77 59	118	A	Illinois	63 39
5	N	Duke	53 76	49	N	Utah	65 57	88	A	Old Dominion	70 78	125	H	East Carolina	80 67
9	A	Tennessee	83 82									128	H	Colorado	77 43
11	A	North Carolina	74 103									130	H	Miami (FL)	84 75
12	A	Florida St.	68 63									132	A	Virginia Tech	75 69
12	H	Florida St.	75 80									132	H	Virginia Tech	69 61
												132	N	Virginia Tech	66 57
												158	H	Louisiana Tech	68 52
												161	H	Monmouth	73 45
												193	H	St. Francis (PA)	82 66
												244	H	Mt. St. Mary's	65 55
												260	H	High Point	78 48
												279	H	Rider	83 38
												325	H	Longwood	88 50
LAST 12 Division I GAMES:															
5	N	Duke	53 76	103	A	North Carolina St.	54 60								
132	N	Virginia Tech	66 57	2	A	Maryland	78 94								
36	A	Georgia Tech	66 74	132	H	Virginia Tech	69 61								
12	A	Florida St.	68 63	5	H	Duke	67 81								
40	H	Boston College	90 70	325	H	Longwood	88 50								
130	H	Miami (FL)	84 75	2	H	Maryland	89 81								

Non-Div I Games:

Virginia

■ Loss,
 ■ Non-Conf, S Site,
 ■ Home
 ■ Away
 N Neutral

Average RPI Win:	214	WON-LOST	WINNING	LAST 12	STRENGTH OF	OPP. STRENGTH	TEAM	ADJ.	CONF.	ADJ CONF.
Average RPI Loss:	51	RECORD	PCT. RANK	GAMES	SCHEDULE	OF SCHEDULE	RPI	RPI	RPI	RPI
DIV. I ONLY	12- 18	221	4- 8	59	65	131	132	2	2	
DIV. I NON-CONF.	10- 5	85	2- 0	260	220	135	137	3	3	
TOTALS	RPI 1-25	RPI 26-50	W-L RECORDS	RPI 51-100	RPI 150+					
12- 18	0- 9	0- 2	OVERALL	2- 4	8- 1					
9- 7	0- 3	0- 1	HOME	2- 1	7- 0					
2- 8	0- 5	0- 1	AWAY	0- 2	1- 0					
1- 3	0- 1	0- 0	NEUTRAL	0- 1	0- 1					
10- 5	0- 1	0- 0	NON-CONFERENCE	1- 3	8- 1					
8- 1	0- 0	0- 0	HOME	1- 1	7- 0					
1- 2	0- 1	0- 0	AWAY	0- 1	1- 0					
1- 2	0- 0	0- 0	NEUTRAL	0- 1	0- 1					
2- 13	0- 8	0- 2	CONFERENCE	1- 1	0- 0					
1- 6	0- 3	0- 1	HOME	1- 0	0- 0					
1- 6	0- 4	0- 1	AWAY	0- 1	0- 0					
0- 1	0- 1	0- 0	NEUTRAL	0- 0	0- 0					

RPI S	Opponent	Score	RPI S	Opponent	Score	RPI S	Opponent	Score	RPI S	Opponent	Score	Team's RPI: 132
2	A Maryland	79 96	36	H Georgia Tech	68 73	57	H James Madison	72 70	103	H North Carolina St.	46 57	
5	A Duke	46 62	40	A Boston College	62 73	59	A Wisconsin	52 61	109	A Clemson	65 61	
5	H Duke	52 57				61	A Wake Forest	44 66	130	H Miami (FL)	56 59	
11	A North Carolina	77 93				61	H Wake Forest	79 55	143	N St. Joseph's	66 63	
12	H Florida St.	63 67				81	H Liberty	43 45	198	N IUPUI	52 64	
19	A Virginia	61 69				84	N SMU	56 63	209	H UNC Greensboro	59 53	
19	H Virginia	69 75							238	H Lafayette	66 44	
19	N Virginia	57 66							242	H S.C. Upstate	68 62	
25	A Vanderbilt	43 72							262	H Radford	78 54	
LAST 12 Division I GAMES:												
19	N Virginia	57 66	19	A Virginia	61 69							
36	H Georgia Tech	68 73	11	A North Carolina	77 93							
61	H Wake Forest	79 55	242	H S.C. Upstate	68 62							
5	A Duke	46 62	103	H North Carolina St.	46 57							
61	A Wake Forest	44 66	109	A Clemson	65 61							
130	H Miami (FL)	56 59	325	H Longwood	73 57							

Non-Div I Games:

Virginia Tech

■ Loss,
 ■ Non-Conf,
 ■ S Site,
 ■ Home
 ■ A Away
 N Neutral

RPI	S	Opponent	Score
335	H	St. Francis (NY)	58 65

Wagner

W
a
g
n
e
r

W
a
g
n
e
r

Wake Forest

Through Games Of Sunday, March 15, 2009

Average RPI Win:	154	WON-LOST	WINNING	LAST 12	STRENGTH OF	OPP. STRENGTH	TEAM	ADJ.	CONF.	ADJ CONF.
Average RPI Loss:	49	RECORD	PCT. RANK	GAMES	SCHEDULE	OF SCHEDULE	RPI	RPI	RPI	RPI
DIV. I ONLY	19- 11	91	6- 6	90	44	64	61	2	2	
DIV. I NON-CONF.	13- 1	6	1- 0	221	150	48	47	3	3	
TOTALS	RPI 1-25	RPI 26-50	W-L RECORDS	RPI 51-100	RPI 150+					
19- 11	0- 6	3- 1	OVERALL	2- 0	8- 0					
13- 4	0- 2	2- 0	HOME	1- 0	8- 0					
4- 6	0- 3	1- 1	AWAY	0- 0	0- 0					
2- 1	0- 1	0- 0	NEUTRAL	1- 0	0- 0					
13- 1	0- 0	1- 1	NON-CONFERENCE	2- 0	8- 0					
10- 0	0- 0	0- 0	HOME	1- 0	8- 0					
2- 1	0- 0	1- 1	AWAY	0- 0	0- 0					
1- 0	0- 0	0- 0	NEUTRAL	1- 0	0- 0					
6- 10	0- 6	2- 0	CONFERENCE	0- 0	0- 0					
3- 4	0- 2	2- 0	HOME	0- 0	0- 0					
2- 5	0- 3	0- 0	AWAY	0- 0	0- 0					
1- 1	0- 1	0- 0	NEUTRAL	0- 0	0- 0					

RPI S	Opponent	Score	RPI S	Opponent	Score	RPI S	Opponent	Score	Team's RPI: 61	RPI S	Opponent	Score
2	A Maryland	65 92	36	H Georgia Tech	68 60	82	H East Tenn. St.	72 66		103	A North Carolina St.	51 59
2	N Maryland	70 72	38	A Charlotte	75 67	90	N Mississippi	77 58		103	H North Carolina St.	63 65
5	H Duke	50 83	40	H Boston College	52 48					103	N North Carolina St.	59 54
11	A North Carolina	66 77	43	A Richmond	33 45					109	A Clemson	71 66
12	H Florida St.	47 58								109	H Clemson	60 64
19	A Virginia	59 77								113	H South Carolina	74 57
										117	A UCF	82 75
										130	A Miami (FL)	78 69
										132	A Virginia Tech	55 79
										132	H Virginia Tech	66 44
										152	H Miami (OH)	81 59
										168	H UNC Wilmington	72 58
										188	H Coppin St.	74 53
										209	H UNC Greensboro	62 27
										269	H Appalachian St.	68 35
										289	H N.C. Central	63 48
										324	H Winston-Salem	76 38
										339	H Presbyterian	83 31
LAST 12 Division I GAMES:												
2	N Maryland	70 72	132	H Virginia Tech	66 44							
103	N North Carolina St.	59 54	103	A North Carolina St.	51 59							
12	H Florida St.	47 58	109	A Clemson	71 66							
5	H Duke	50 83	289	H N.C. Central	63 48							
132	A Virginia Tech	55 79	36	H Georgia Tech	68 60							
103	H North Carolina St.	63 65	130	A Miami (FL)	78 69							

Non-Div I Games:

Wake Forest

■ Loss,
 ■ Non-Conf,
 ■ S Site,
 ■ Home
 ■ A Away
 N Neutral

Average RPI Win:	149	WON-LOST	WINNING	LAST 12	STRENGTH OF	OPP. STRENGTH	TEAM	ADJ.	CONF.	ADJ CONF.
Average RPI Loss:	84	RECORD	PCT. RANK	GAMES	SCHEDULE	OF SCHEDULE	RPI	RPI	RPI	RPI
DIV. I ONLY	7- 22	303	3- 9	40	60	187	182	6	6	
DIV. I NON-CONF.	3- 6	235	0- 0	18	72	126	124	6	6	
TOTALS	RPI 1-25	RPI 26-50	W-L RECORDS	RPI 51-100	RPI 150+					
7- 22	1- 3	0- 7	OVERALL	1- 5	5- 4					
3- 10	0- 1	0- 4	HOME	1- 2	2- 1					
2- 9	0- 1	0- 2	AWAY	0- 3	2- 2					
2- 3	1- 1	0- 1	NEUTRAL	0- 0	1- 1					
3- 6	1- 1	0- 2	NON-CONFERENCE	0- 0	2- 2					
1- 3	0- 0	0- 2	HOME	0- 0	1- 0					
1- 1	0- 0	0- 0	AWAY	0- 0	1- 1					
1- 2	1- 1	0- 0	NEUTRAL	0- 0	0- 1					
4- 16	0- 2	0- 5	CONFERENCE	1- 5	3- 2					
2- 7	0- 1	0- 2	HOME	1- 2	1- 1					
1- 8	0- 1	0- 2	AWAY	0- 3	1- 1					
1- 1	0- 0	0- 1	NEUTRAL	0- 0	1- 0					

RPI	S	Opponent	Score	RPI	S	Opponent	Score	RPI	S	Opponent	Score	RPI	S	Opponent	Score	Team's RPI: 182
1	N	Connecticut	51 109	27	A	California	34 62	60	A	Southern California	82 90	109	H	Clemson	67 85	
10	A	Stanford	35 112	27	H	California	40 70	60	H	Southern California	53 77	132	A	Arizona	62 72	
10	H	Stanford	54 76	27	N	California	41 61	62	A	UCLA	66 74	132	H	Arizona	51 65	
12	N	Florida St.	62 60	29	H	Kansas St.	60 73	62	H	UCLA	59 49	156	A	Pepperdine	67 53	
				30	A	Arizona St.	32 55	70	A	Oregon St.	63 77	171	A	Oregon	69 77	
				30	H	Arizona St.	64 80	70	H	Oregon St.	55 69	171	H	Oregon	55 75	
				32	H	Gonzaga	59 64					171	N	Oregon	69 43	
LAST 12 Division I GAMES:																
				27	N	California	41 61	62	H	UCLA	59 49	208	A	Washington St.	62 55	
				171	N	Oregon	69 43	171	A	Oregon	69 77	208	H	Washington St.	71 58	
				208	A	Washington St.	62 55	70	A	Oregon St.	63 77	227	H	Boise St.	74 51	
				132	A	Arizona	62 72	10	H	Stanford	54 76	295	N	Northern Colo.	63 65	
				30	A	Arizona St.	32 55	27	H	California	40 70	296	A	Weber St.	66 77	
				60	H	Southern California	53 77	30	H	Arizona St.	64 80					

Non-Div I Games: Seattle 82 56

Washington

Loss, Non-Conf, S Site, H Home A Away N Neutral

Average RPI Win:	205	WON-LOST	WINNING	LAST 12	STRENGTH OF	OPP. STRENGTH	TEAM	ADJ.	CONF.	ADJ CONF.
Average RPI Loss:	94	RECORD	PCT. RANK	GAMES	SCHEDULE	OF SCHEDULE	RPI	RPI	RPI	RPI
DIV. I ONLY	11- 19	244	3- 9	156	74	207	208	6	6	
DIV. I NON-CONF.	7- 4	99	0- 0	303	274	183	186	6	6	
TOTALS	RPI 1-25	RPI 26-50	W-L RECORDS	RPI 51-100	RPI 150+					
11- 19	0- 2	0- 5	OVERALL	1- 6	8- 5					
5- 8	0- 1	0- 3	HOME	1- 2	3- 2					
6- 9	0- 1	0- 2	AWAY	0- 4	5- 2					
0- 2	0- 0	0- 0	NEUTRAL	0- 0	0- 1					
7- 4	0- 0	0- 1	NON-CONFERENCE	0- 1	7- 2					
3- 1	0- 0	0- 1	HOME	0- 0	3- 0					
4- 2	0- 0	0- 0	AWAY	0- 1	4- 1					
0- 1	0- 0	0- 0	NEUTRAL	0- 0	0- 1					
4- 15	0- 2	0- 4	CONFERENCE	1- 5	1- 3					
2- 7	0- 1	0- 2	HOME	1- 2	0- 2					
2- 7	0- 1	0- 2	AWAY	0- 3	1- 1					
0- 1	0- 0	0- 0	NEUTRAL	0- 0	0- 0					

RPI	S	Opponent	Score	RPI	S	Opponent	Score	RPI	S	Opponent	Score	RPI	S	Opponent	Score	RPI	S	Opponent	Score	Team's RPI: 208
10	A	Stanford	53	102	27	A	California	45	68	51	A	Texas Tech	69	82	132	A	Arizona	63	56	
10	H	Stanford	46	76	27	H	California	57	77	60	A	Southern California	57	78	132	H	Arizona	68	58	
					29	H	Kansas St.	58	74	60	H	Southern California	57	68	132	N	Arizona	72	79	
					30	A	Arizona St.	35	76	62	A	UCLA	48	83	171	A	Oregon	58	45	
					30	H	Arizona St.	47	66	62	H	UCLA	50	65	171	H	Oregon	41	57	
										70	A	Oregon St.	42	52	182	A	Washington	58	71	
										70	H	Oregon St.	65	52	182	H	Washington	55	62	
															211	H	Milwaukee	73	52	
															223	H	Montana St.	78	66	
															226	A	Idaho	53	50	
															227	A	Boise St.	85	76	
															286	H	Long Beach St.	68	50	
															287	A	Hawaii	66	48	
															287	A	Hawaii	59	65	
															290	A	San Francisco	83	71	
															295	N	Northern Colo.	79	86	
LAST 12 Division I GAMES:																				
132	N	Arizona	72	79	70	A	Oregon St.	42	52											
182	H	Washington	55	62	171	A	Oregon	58	45											
30	A	Arizona St.	35	76	27	H	California	57	77											
132	A	Arizona	63	56	10	H	Stanford	46	76											
62	H	UCLA	50	65	132	H	Arizona	68	58											
60	H	Southern California	57	68	30	H	Arizona St.	47	66											

Non-Div I Games:

Washington St.

■ Loss,
 ■ Non-Conf,
 ■ S Site,
 ■ Home
 ■ A Away
 N Neutral

Average RPI Win:	254	WON-LOST	WINNING	LAST 12	STRENGTH OF	OPP. STRENGTH	TEAM	ADJ.	CONF.	ADJ CONF.
Average RPI Loss:	186	RECORD	PCT. RANK	GAMES	SCHEDULE	OF SCHEDULE	RPI	RPI	RPI	RPI
DIV. I ONLY	9- 19	271	5- 7	310	217	296	296	25	25	
DIV. I NON-CONF.	4- 8	235	0- 1	307	113	288	287	25	25	
TOTALS	RPI 1-25	RPI 26-50	W-L RECORDS	RPI 51-100	RPI 150+					
9- 19	0- 0	1- 2	OVERALL	0- 4	8- 11					
6- 8	0- 0	1- 1	HOME	0- 1	5- 4					
2- 10	0- 0	0- 1	AWAY	0- 3	2- 6					
1- 1	0- 0	0- 0	NEUTRAL	0- 0	1- 1					
4- 8	0- 0	1- 0	NON-CONFERENCE	0- 2	3- 4					
3- 3	0- 0	1- 0	HOME	0- 0	2- 1					
0- 4	0- 0	0- 0	AWAY	0- 2	0- 2					
1- 1	0- 0	0- 0	NEUTRAL	0- 0	1- 1					
5- 11	0- 0	0- 2	CONFERENCE	0- 2	5- 7					
3- 5	0- 0	0- 1	HOME	0- 1	3- 3					
2- 6	0- 0	0- 1	AWAY	0- 1	2- 4					
0- 0	0- 0	0- 0	NEUTRAL	0- 0	0- 0					

RPI 1-25				RPI 26-50				RPI 51-100				RPI 101+				Team's RPI: 296	
RPI	S	Opponent	Score	RPI	S	Opponent	Score	RPI	S	Opponent	Score	RPI	S	Opponent	Score		
				48	A	Montana	54 82	69	A	Nebraska	47 96	105	H	Drake	48 63		
				48	H	Montana	51 75	93	A	BYU	69 76	144	H	Wyoming	75 78		
				49	H	Utah	65 63	97	A	Portland St.	49 62	162	A	Utah Valley	73 81		
								97	H	Portland St.	63 76	182	H	Washington	77 66		
												220	H	Utah St.	41 44		
												223	A	Montana St.	62 65		
												223	H	Montana St.	56 79		
												241	A	Eastern Mich.	47 77		
												271	A	Idaho St.	78 77		
												271	H	Idaho St.	74 60		
												281	A	Eastern Wash.	56 69		
												281	H	Eastern Wash.	68 82		
												293	A	Northern Ariz.	63 60		
												293	H	Northern Ariz.	73 51		
												295	A	Northern Colo.	53 66		
												295	H	Northern Colo.	66 55		
												300	A	Sacramento St.	53 59		
												300	H	Sacramento St.	57 68		
												313	H	UC Irvine	66 53		
												315	N	Youngstown St.	60 67		
												319	N	Elon	85 80		
LAST 12 Division I GAMES:																	
				271	H	Idaho St.	74 60	281	A	Eastern Wash.	56 69						
				300	A	Sacramento St.	53 59	295	H	Northern Colo.	66 55						
				293	A	Northern Ariz.	63 60	271	A	Idaho St.	78 77						
				223	H	Montana St.	56 79	162	A	Utah Valley	73 81						
				48	H	Montana	51 75	293	H	Northern Ariz.	73 51						
				97	A	Portland St.	49 62	300	H	Sacramento St.	57 68						

Non-Div I Games: Westminster (UT) 84 73

Weber St.

■ Loss,
 ■ Non-Conf,
 ■ S Site,
 ■ Home
 ■ A Away
 N Neutral

West Virginia

Through Games Of Sunday, March 15, 2009

Average RPI Win:	176	WON-LOST	WINNING	LAST 12	STRENGTH OF	OPP. STRENGTH	TEAM	ADJ.	CONF.	ADJ CONF.
Average RPI Loss:	52	RECORD	PCT. RANK	GAMES	SCHEDULE	OF SCHEDULE	RPI	RPI	RPI	RPI
DIV. I ONLY	16- 14	144	5- 7	87	66	97	98	3	3	
DIV. I NON-CONF.	10- 2	33	0- 0	300	300	107	107	4	4	
TOTALS	RPI 1-25	RPI 26-50	W-L RECORDS	RPI 51-100	RPI 150+					
16- 14	1- 5	1- 3	OVERALL	4- 4	8- 1					
9- 6	0- 2	1- 0	HOME	3- 2	4- 1					
3- 7	1- 3	0- 2	AWAY	1- 2	1- 0					
4- 1	0- 0	0- 1	NEUTRAL	0- 0	3- 0					
10- 2	0- 0	0- 0	NON-CONFERENCE	2- 1	8- 1					
5- 2	0- 0	0- 0	HOME	1- 1	4- 1					
2- 0	0- 0	0- 0	AWAY	1- 0	1- 0					
3- 0	0- 0	0- 0	NEUTRAL	0- 0	3- 0					
6- 12	1- 5	1- 3	CONFERENCE	2- 3	0- 0					
4- 4	0- 2	1- 0	HOME	2- 1	0- 0					
1- 7	1- 3	0- 2	AWAY	0- 2	0- 0					
1- 1	0- 0	0- 1	NEUTRAL	0- 0	0- 0					

RPI S	Opponent	Score	RPI S	Opponent	Score	RPI S	Opponent	Score	RPI S	Opponent	Score
1	H Connecticut	55 85	31	A DePaul	56 74	55	H Indiana	73 77	107	H Seton Hall	47 55
4	A Louisville	79 70	31	N DePaul	72 75	58	A Marquette	59 79	136	H Providence	59 50
15	A Notre Dame	66 72	35	A Villanova	52 54	71	H St. John's (NY)	63 61	136	N Providence	53 48
16	A Pittsburgh	63 72	45	H South Fla.	90 75	74	H Syracuse	69 68	154	N Marshall	74 65
16	H Pittsburgh	60 72				77	A Georgetown	73 79	175	H Iona	44 52
17	A Rutgers	44 60				89	H Duquesne	59 41	195	H Northeastern	79 42
						91	A Fresno St.	68 63	245	H FIU	67 59
						96	H Cincinnati	55 61	289	H N.C. Central	70 31
									307	A Santa Clara	72 54
									325	H Longwood	76 51
									326	N Brown	66 49
									327	N NJIT	76 42
LAST 12 Division I GAMES:											
31	N DePaul	72 75	77	A Georgetown	73 79						
136	N Providence	53 48	58	A Marquette	59 79						
15	A Notre Dame	66 72	136	H Providence	59 50						
74	H Syracuse	69 68	4	A Louisville	79 70						
16	H Pittsburgh	60 72	107	H Seton Hall	47 55						
45	H South Fla.	90 75	31	A DePaul	56 74						

Non-Div I Games: Mercyhurst 88 38

West Virginia

Loss, Non-Conf, S Site, H Home A Away N Neutral

Average RPI Win:	205	WON-LOST	WINNING	LAST 12	STRENGTH OF	OPP. STRENGTH	TEAM	ADJ.	CONF.	ADJ CONF.
Average RPI Loss:	137	RECORD	PCT. RANK	GAMES	SCHEDULE	OF SCHEDULE	RPI	RPI	RPI	RPI
DIV. I ONLY	21- 11	74	10- 2	133	176	99	98	19	19	
DIV. I NON-CONF.	4- 5	194	0- 1	47	27	110	110	19	19	
TOTALS	RPI 1-25	RPI 26-50	W-L RECORDS	RPI 51-100	RPI 150+					
21- 11	1- 2	0- 0	OVERALL	4- 2	14- 5					
11- 4	1- 0	0- 0	HOME	1- 2	8- 1					
7- 7	0- 2	0- 0	AWAY	2- 0	5- 4					
3- 0	0- 0	0- 0	NEUTRAL	1- 0	1- 0					
4- 5	1- 2	0- 0	NON-CONFERENCE	1- 0	2- 2					
4- 1	1- 0	0- 0	HOME	1- 0	2- 0					
0- 4	0- 2	0- 0	AWAY	0- 0	0- 2					
0- 0	0- 0	0- 0	NEUTRAL	0- 0	0- 0					
17- 6	0- 0	0- 0	CONFERENCE	3- 2	12- 3					
7- 3	0- 0	0- 0	HOME	0- 2	6- 1					
7- 3	0- 0	0- 0	AWAY	2- 0	5- 2					
3- 0	0- 0	0- 0	NEUTRAL	1- 0	1- 0					

RPI	S	Opponent	Score	RPI	S	Opponent	Score	RPI	S	Opponent	Score	RPI	S	Opponent	Score
9	A	Tennessee	56 83					81	H	Liberty	73 53	108	A	Col. of Charleston	56 61
11	A	North Carolina	56 90					92	A	Chattanooga	56 52	108	H	Col. of Charleston	80 68
22	H	Middle Tenn.	68 59					92	H	Chattanooga	71 84	108	N	Col. of Charleston	101 87
								100	A	Samford	55 53	109	H	Clemson	64 73
								100	H	Samford	41 69	168	H	UNC Wilmington	73 63
								100	N	Samford	66 53	184	A	Ga. Southern	62 67
												184	H	Ga. Southern	50 62
												192	A	Davidson	66 84
												192	H	Davidson	72 66
												209	A	UNC Greensboro	66 58
												209	H	UNC Greensboro	57 49
												223	A	Montana St.	82 90
												238	H	Lafayette	68 51
												269	A	Appalachian St.	92 55
												269	H	Appalachian St.	75 50
												274	A	Furman	83 74
												274	H	Furman	57 42
												297	A	UNC Asheville	71 90
												319	A	Elon	78 50
												319	H	Elon	77 61
												319	N	Elon	71 52
												321	A	Wofford	91 66
												321	H	Wofford	77 55

LAST 12 Division I GAMES:

108	N	Col. of Charleston	101 87	319	H	Elon	77 61
100	N	Samford	66 53	209	A	UNC Greensboro	66 58
319	N	Elon	71 52	274	H	Furman	57 42
321	H	Wofford	77 55	269	H	Appalachian St.	75 50
100	A	Samford	55 53	109	H	Clemson	64 73
92	A	Chattanooga	56 52	184	A	Ga. Southern	62 67

Non-Div I Games:

Western Caro.

■ Loss,
 ■ Non-Conf,
 ■ S Site,
 ■ Home
 ■ Away
 N Neutral

Average RPI Win:	273	WON-LOST	WINNING	LAST 12	STRENGTH OF	OPP. STRENGTH	TEAM	ADJ.	CONF.	ADJ CONF.
Average RPI Loss:	149	RECORD	PCT. RANK	GAMES	SCHEDULE	OF SCHEDULE	RPI	RPI	RPI	RPI
DIV. I ONLY	8- 21	289	3- 9	227	179	281	280	20	20	
DIV. I NON-CONF.	1- 9	327	0- 0	216	45	316	315	21	21	
TOTALS	RPI 1-25	RPI 26-50	W-L RECORDS	RPI 51-100	RPI 150+					
8- 21	0- 0	0- 2	OVERALL	0- 5	8- 12					
4- 8	0- 0	0- 1	HOME	0- 2	4- 4					
3- 12	0- 0	0- 1	AWAY	0- 3	3- 7					
1- 1	0- 0	0- 0	NEUTRAL	0- 0	1- 1					
1- 9	0- 0	0- 0	NON-CONFERENCE	0- 3	1- 4					
0- 3	0- 0	0- 0	HOME	0- 1	0- 1					
0- 6	0- 0	0- 0	AWAY	0- 2	0- 3					
1- 0	0- 0	0- 0	NEUTRAL	0- 0	1- 0					
7- 12	0- 0	0- 2	CONFERENCE	0- 2	7- 8					
4- 5	0- 0	0- 1	HOME	0- 1	4- 3					
3- 6	0- 0	0- 1	AWAY	0- 1	3- 4					
0- 1	0- 0	0- 0	NEUTRAL	0- 0	0- 1					

RPI S	Opponent	Score	RPI S	Opponent	Score	RPI S	Opponent	Score	RPI S	Opponent	Score	Team's RPI: 280
26	A South Dakota St.	47 81	26	H South Dakota St.	31 52	53	H Illinois St.	49 80	110	A Missouri	54 61	
						54	A Kansas	43 66	119	H South Ala.	49 55	
						66	A Oakland	47 61	172	A UNI	52 67	
						66	H Oakland	43 57	176	A North Dakota St.	46 52	
						75	A Arkansas	53 70	176	H North Dakota St.	45 55	
									176	N North Dakota St.	43 46	
									186	H Northern Ill.	48 70	
									187	N Holy Cross	64 55	
									198	A IUPUI	38 67	
									198	H IUPUI	43 59	
									214	A Wichita St.	46 65	
									235	A Northwestern	54 71	
									247	A Oral Roberts	63 58	
									247	H Oral Roberts	81 71	
									249	A IPFW	51 55	
									249	H IPFW	61 78	
									270	A UMKC	57 51	
									270	H UMKC	61 57	
									299	A Southern Utah	48 51	
									299	H Southern Utah	59 48	
									332	A Centenary (LA)	73 60	
									332	H Centenary (LA)	76 52	
LAST 12 Division I GAMES:												
176	N North Dakota St.	43 46	176	H North Dakota St.	45 55							
198	H IUPUI	43 59	26	H South Dakota St.	31 52							
66	H Oakland	43 57	270	A UMKC	57 51							
249	H IPFW	61 78	299	A Southern Utah	48 51							
247	A Oral Roberts	63 58	249	A IPFW	51 55							
332	A Centenary (LA)	73 60	66	A Oakland	47 61							

Non-Div I Games: Robert Morris-Chi. 70 53

Western Ill.

Average RPI Win:	192	WON-LOST	WINNING	LAST 12	STRENGTH OF	OPP. STRENGTH	TEAM	ADJ.	CONF.	ADJ CONF.
Average RPI Loss:	85	RECORD	PCT. RANK	GAMES	SCHEDULE	OF SCHEDULE	RPI	RPI	RPI	RPI
DIV. I ONLY	16- 13	133	6- 6	72	103	98	95	13	13	
DIV. I NON-CONF.	6- 4	119	0- 0	20	33	51	52	13	13	
TOTALS	RPI 1-25	RPI 26-50	W-L RECORDS	RPI 51-100	RPI 150+					
16- 13	0- 5	0- 1	OVERALL	2- 2	12- 4					
10- 6	0- 3	0- 1	HOME	2- 1	6- 1					
6- 7	0- 2	0- 0	AWAY	0- 1	6- 3					
0- 0	0- 0	0- 0	NEUTRAL	0- 0	0- 0					
6- 4	0- 3	0- 1	NON-CONFERENCE	2- 0	3- 0					
3- 3	0- 2	0- 1	HOME	2- 0	0- 0					
3- 1	0- 1	0- 0	AWAY	0- 0	3- 0					
0- 0	0- 0	0- 0	NEUTRAL	0- 0	0- 0					
10- 9	0- 2	0- 0	CONFERENCE	0- 2	9- 4					
7- 3	0- 1	0- 0	HOME	0- 1	6- 1					
3- 6	0- 1	0- 0	AWAY	0- 1	3- 3					
0- 0	0- 0	0- 0	NEUTRAL	0- 0	0- 0					

RPI	S	Opponent	Score
5	H	Duke	56 59
16	A	Pittsburgh	50 93
22	A	Middle Tenn.	61 87
22	H	Middle Tenn.	56 68
25	H	Vanderbilt	72 90

RPI	S	Opponent	Score
47	H	Ball St.	71 72

RPI	S	Opponent	Score
73	A	UALR	40 56
73	H	UALR	66 78
78	H	Kentucky	66 57
80	H	George Washington	72 64

RPI	S	Opponent	Score
119	A	South Ala.	59 66
119	H	South Ala.	69 67
150	H	Murray St.	95 78
158	A	Louisiana Tech	60 59
158	A	Arkansas St.	67 78
177	A	Troy	57 60
177	H	Troy	75 66
179	A	La.-Monroe	62 58
179	H	La.-Monroe	62 71
183	A	Denver	50 66
185	H	New Orleans	75 65
194	A	Fla. Atlantic	79 77
194	H	Fla. Atlantic	66 48
202	A	Missouri St.	77 70
224	H	North Texas	80 66
245	A	FIU	54 47
245	H	FIU	83 74
310	A	Eastern Ky.	80 54
328	H	La.-Lafayette	102 62

LAST 12 Division I GAMES:

179	H	La.-Monroe	62 71	119	H	South Ala.	69 67
22	A	Middle Tenn.	61 87	179	A	La.-Monroe	62 58
194	H	Fla. Atlantic	66 48	158	A	Arkansas St.	67 78
245	H	FIU	83 74	224	H	North Texas	80 66
73	A	UALR	40 56	183	A	Denver	50 66
177	A	Troy	57 60	328	H	La.-Lafayette	102 62

Non-Div I Games:

Western Ky.

Average RPI Win:	230	WON-LOST	WINNING	LAST 12	STRENGTH OF	OPP. STRENGTH	TEAM	ADJ.	CONF.	ADJ CONF.
Average RPI Loss:	139	RECORD	PCT. RANK	GAMES	SCHEDULE	OF SCHEDULE	RPI	RPI	RPI	RPI
DIV. I ONLY	7- 23	306	2- 10	120	151	259	259	12	12	
DIV. I NON-CONF.	4- 9	251	0- 0	93	191	207	208	12	12	
TOTALS	RPI 1-25	RPI 26-50	W-L RECORDS	RPI 51-100	RPI 150+					
7- 23	0- 2	0- 3	OVERALL	0- 2	7- 9					
3- 8	0- 1	0- 2	HOME	0- 1	3- 2					
4- 12	0- 1	0- 1	AWAY	0- 0	4- 5					
0- 3	0- 0	0- 0	NEUTRAL	0- 1	0- 2					
4- 9	0- 2	0- 0	NON-CONFERENCE	0- 2	4- 3					
1- 2	0- 1	0- 0	HOME	0- 1	1- 0					
3- 5	0- 1	0- 0	AWAY	0- 0	3- 2					
0- 2	0- 0	0- 0	NEUTRAL	0- 1	0- 1					
3- 14	0- 0	0- 3	CONFERENCE	0- 0	3- 6					
2- 6	0- 0	0- 2	HOME	0- 0	2- 2					
1- 7	0- 0	0- 1	AWAY	0- 0	1- 3					
0- 1	0- 0	0- 0	NEUTRAL	0- 0	0- 1					

RPI 1-25				RPI 26-50				RPI 51-100				RPI 101+ Team's RPI: 259			
RPI	S	Opponent	Score	RPI	S	Opponent	Score	RPI	S	Opponent	Score	RPI	S	Opponent	Score
11	A	North Carolina	55 102	46	H	Bowling Green	77 79	53	N	Illinois St.	51 82	105	A	Drake	55 67
16	H	Pittsburgh	60 88	47	A	Ball St.	61 80	58	H	Marquette	58 89	134	A	St. Louis	67 68
				47	H	Ball St.	67 70					137	A	Kent St.	59 70
												148	A	Central Mich.	87 98
												148	H	Central Mich.	60 64
												149	A	Toledo	49 64
												149	H	Toledo	64 69
												152	H	Miami (OH)	63 69
												175	A	Iona	54 44
												186	A	Northern Ill.	65 71
												186	H	Northern Ill.	69 73
												190	A	Ill.-Chicago	45 54
												201	H	Akron	61 47
												203	A	Ohio	74 56
												203	N	Ohio	57 68
												215	A	Central Conn. St.	68 52
												241	A	Eastern Mich.	66 69
												241	H	Eastern Mich.	76 67
												243	N	UMBC	69 81
												248	A	Buffalo	64 72
												263	H	Chicago St.	72 63
												289	A	N.C. Central	66 67
												313	A	UC Irvine	64 43
LAST 12 Division I GAMES:															
		203	N	Ohio	57	68				201	H	Akron	61	47	
		186	H	Northern Ill.	69	73				203	A	Ohio	74	56	
		241	A	Eastern Mich.	66	69				46	H	Bowling Green	77	79	
		47	A	Ball St.	61	80				152	H	Miami (OH)	63	69	
		148	H	Central Mich.	60	64				248	A	Buffalo	64	72	
		149	A	Toledo	49	64				137	A	Kent St.	59	70	

Non-Div I Games:

Western Mich.

■ Loss,
■ Non-Conf,
■ S Site,
■ Home
■ A Away
N Neutral

Average RPI Win:	208	WON-LOST	WINNING	LAST 12	STRENGTH OF	OPP. STRENGTH	TEAM	ADJ.	CONF.	ADJ CONF.
Average RPI Loss:	133	RECORD	PCT. RANK	GAMES	SCHEDULE	OF SCHEDULE	RPI	RPI	RPI	RPI
DIV. I ONLY	13- 18	214	3- 9	200	123	216	214	10	10	
DIV. I NON-CONF.	8- 3	64	0- 0	277	301	123	131	9	9	
TOTALS	RPI 1-25	RPI 26-50	W-L RECORDS	RPI 51-100	RPI 150+					
13- 18	0- 0	0- 0	OVERALL	0- 5	11- 7					
10- 7	0- 0	0- 0	HOME	0- 2	9- 1					
1- 10	0- 0	0- 0	AWAY	0- 2	0- 6					
2- 1	0- 0	0- 0	NEUTRAL	0- 1	2- 0					
8- 3	0- 0	0- 0	NON-CONFERENCE	0- 0	7- 2					
7- 1	0- 0	0- 0	HOME	0- 0	6- 0					
0- 2	0- 0	0- 0	AWAY	0- 0	0- 2					
1- 0	0- 0	0- 0	NEUTRAL	0- 0	1- 0					
5- 15	0- 0	0- 0	CONFERENCE	0- 5	4- 5					
3- 6	0- 0	0- 0	HOME	0- 2	3- 1					
1- 8	0- 0	0- 0	AWAY	0- 2	0- 4					
1- 1	0- 0	0- 0	NEUTRAL	0- 1	1- 0					

RPI 1-25			RPI 26-50			RPI 51-100			RPI 101+ Team's RPI: 214		
RPI	S	Opponent	Score	RPI	S	Opponent	Score	RPI	S	Opponent	Score
						53 A Illinois St.	68 94	101 H UTSA		54 51	
						53 H Illinois St.	70 73	105 A Drake		60 80	
						72 A Creighton	45 53	105 H Drake		50 65	
						72 H Creighton	47 49	114 A Bradley		70 68	
						72 N Creighton	41 49	114 H Bradley		49 69	
								131 A Indiana St.		50 71	
								131 H Indiana St.		48 52	
								137 H Kent St.		58 65	
								153 A Evansville		49 64	
								153 H Evansville		56 63	
								169 H Mercer		71 59	
								172 A UNI		48 80	
								172 H UNI		64 53	
								175 H Iona		66 64	
								197 H Colorado St.		76 69	
								200 A Memphis		54 61	
								202 A Missouri St.		65 75	
								202 H Missouri St.		66 62	
								202 N Missouri St.		52 51	
								229 A Southern Ill.		66 76	
								229 H Southern Ill.		73 64	
								247 A Oral Roberts		76 89	
								269 H Appalachian St.		63 46	
								278 H Ark.-Pine Bluff		73 60	
								280 H Western Ill.		65 46	
								318 N Jacksonville St.		65 45	
LAST 12 Division I GAMES:											
						72 N Creighton	41 49	202 A Missouri St.		65 75	
						202 N Missouri St.	52 51	53 A Illinois St.		68 94	
						114 A Bradley	70 68	131 A Indiana St.		50 71	
						172 A UNI	48 80	72 H Creighton		47 49	
						153 H Evansville	56 63	105 H Drake		50 65	
						229 H Southern Ill.	73 64	153 A Evansville		49 64	

Non-Div I Games:

Wichita St.

■ Loss,
 ■ Non-Conf,
 ■ S Site,
 ■ H Home
 ■ A Away
 N Neutral

William & Mary

Through Games Of Sunday, March 15, 2009

Average RPI Win:	211	WON-LOST	WINNING	LAST 12	STRENGTH OF	OPP. STRENGTH	TEAM	ADJ.	CONF.	ADJ CONF.
Average RPI Loss:	112	RECORD	PCT. RANK	GAMES	SCHEDULE	OF SCHEDULE	RPI	RPI	RPI	RPI
DIV. I ONLY	14- 17	195	4- 8	101	159	165	170	9	9	
DIV. I NON-CONF.	7- 4	99	0- 0	262	329	164	166	10	10	
TOTALS	RPI 1-25	RPI 26-50	W-L RECORDS	RPI 51-100	RPI 150+					
14- 17	0- 0	0- 4	OVERALL	1- 6	10- 7					
8- 5	0- 0	0- 1	HOME	1- 2	6- 2					
3- 10	0- 0	0- 2	AWAY	0- 4	2- 4					
3- 2	0- 0	0- 1	NEUTRAL	0- 0	2- 1					
7- 4	0- 0	0- 1	NON-CONFERENCE	0- 1	6- 2					
3- 1	0- 0	0- 0	HOME	0- 0	3- 1					
2- 2	0- 0	0- 1	AWAY	0- 1	2- 0					
2- 1	0- 0	0- 0	NEUTRAL	0- 0	1- 1					
7- 13	0- 0	0- 3	CONFERENCE	1- 5	4- 5					
5- 4	0- 0	0- 1	HOME	1- 2	3- 1					
1- 8	0- 0	0- 1	AWAY	0- 3	0- 4					
1- 1	0- 0	0- 1	NEUTRAL	0- 0	1- 0					

RPI 1-25				RPI 26-50				RPI 51-100				RPI 101+				Team's RPI: 170	
RPI	S	Opponent	Score	RPI	S	Opponent	Score	RPI	S	Opponent	Score	RPI	S	Opponent	Score		
				33	A	VCU	52 69	57	A	James Madison	57 73	116	A	Towson	61 60		
				33	H	VCU	61 75	57	H	James Madison	72 73	116	H	Towson	61 50		
				33	N	VCU	52 72	63	A	Drexel	74 76	120	N	Butler	53 50		
				43	A	Richmond	47 63	63	H	Drexel	63 57	155	A	Hofstra	45 55		
								79	A	New Mexico	51 68	155	N	Hofstra	63 62		
								88	A	Old Dominion	72 87	168	A	UNC Wilmington	66 70		
								88	H	Old Dominion	48 66	168	H	UNC Wilmington	59 55		
												174	A	Delaware	51 62		
												195	A	Northeastern	55 59		
												195	H	Northeastern	58 68		
												207	H	Delaware St.	54 41		
												210	H	Georgia St.	82 68		
												212	H	Hampton	59 72		
												222	A	St. Peter's	60 51		
												225	N	Morgan St.	48 70		
												297	A	UNC Asheville	62 50		
												298	H	George Mason	74 63		
												308	H	Howard	80 55		
												327	N	NJIT	58 46		
												340	H	Norfolk St.	98 38		
LAST 12 Division I GAMES:																	
				33	N	VCU	52 72	195	H	Northeastern	58 68						
				155	N	Hofstra	63 62	298	H	George Mason	74 63						
				88	A	Old Dominion	72 87	174	A	Delaware	51 62						
				116	H	Towson	61 50	63	A	Drexel	74 76						
				57	H	James Madison	72 73	57	A	James Madison	57 73						
				168	A	UNC Wilmington	66 70	210	H	Georgia St.	82 68						

Non-Div I Games:

William & Mary

Loss, Non-Conf, S Site, H Home A Away N Neutral

WILSON STATE				THROUGH GAMES OF SUNDAY, MARCH 19, 1966						
Average RPI Win:	301	WON-LOST	WINNING	LAST 12	STRENGTH OF	OPP. STRENGTH	TEAM	ADJ.	CONF.	ADJ CONF.
Average RPI Loss:	210	RECORD	PCT. RANK	GAMES	SCHEDULE	OF SCHEDULE	RPI	RPI	RPI	RPI
DIV. I ONLY	6- 23	311	5- 7	292	337	324	324	31	31	
DIV. I NON-CONF.	6- 21	288	5- 6	289	338	323	328	30	30	

TOTALS	RPI 1-25		RPI 26-50		W-L RECORDS		RPI 51-100		RPI 150+	
6- 23	0- 0		0- 1		OVERALL		0- 3		6- 17	
5- 9	0- 0		0- 0		HOME		0- 1		5- 7	
1- 11	0- 0		0- 0		AWAY		0- 1		1- 9	
0- 3	0- 0		0- 1		NEUTRAL		0- 1		0- 1	
6- 21	0- 0		0- 1		NON-CONFERENCE		0- 2		6- 16	
5- 8	0- 0		0- 0		HOME		0- 1		5- 6	
1- 11	0- 0		0- 0		AWAY		0- 1		1- 9	
0- 2	0- 0		0- 1		NEUTRAL		0- 0		0- 1	
0- 2	0- 0		0- 0		CONFERENCE		0- 1		0- 1	
0- 1	0- 0		0- 0		HOME		0- 0		0- 1	
0- 0	0- 0		0- 0		AWAY		0- 0		0- 0	
0- 1	0- 0		0- 0		NEUTRAL		0- 1		0- 0	

RPI 1-25				RPI 26-50				RPI 51-100				RPI 101+				Team's RPI: 324	
RPI	S	Opponent	Score	RPI	S	Opponent	Score	RPI	S	Opponent	Score	RPI	S	Opponent	Score		
				46	N	Bowling Green	43 80	61	A	Wake Forest	38 76	104	A	N.C. A&T	46 84		
								64	N	Fla. Gulf Coast	43 57	104	H	N.C. A&T	40 73		
								81	H	Liberty	43 55	168	N	UNC Wilmington	50 65		
												188	H	Coppin St.	34 73		
												206	A	Md.-East. Shore	58 75		
												207	A	Delaware St.	35 42		
												212	A	Hampton	53 66		
												212	H	Hampton	48 65		
												225	H	Morgan St.	66 61		
												228	H	Navy	49 53		
												256	H	Campbell	56 69		
												261	A	Florida A&M	59 69		
												261	H	Florida A&M	69 64		
												264	H	Gardner-Webb	55 64		
												274	A	Furman	52 69		
												289	H	N.C. Central	66 68		
												308	A	Howard	36 63		
												308	H	Howard	59 56		
												319	A	Elon	59 62		
												320	A	Bethune-Cookman	56 67		
												320	H	Bethune-Cookman	50 54		
												334	A	South Carolina St.	44 64		
												334	H	South Carolina St.	68 60		
												340	A	Norfolk St.	78 57		
												340	H	Norfolk St.	69 67		
LAST 12 Division I GAMES:																	
				334	H	South Carolina St.	68 60	308	H	Howard	59 56						
				320	H	Bethune-Cookman	50 54	289	H	N.C. Central	66 68						
				261	H	Florida A&M	69 64	188	H	Coppin St.	34 73						
				340	A	Norfolk St.	78 57	225	H	Morgan St.	66 61						
				104	A	N.C. A&T	46 84	320	A	Bethune-Cookman	56 67						
				212	H	Hampton	48 65	261	A	Florida A&M	59 69						

Non-Div I Games:

Winston-Salem

■ Loss, ■ Non-Conf, S Site, H Home A Away N Neutral

Average RPI Win:	284	WON-LOST	WINNING	LAST 12	STRENGTH OF	OPP. STRENGTH	TEAM	ADJ.	CONF.	ADJ CONF.
Average RPI Loss:	171	RECORD	PCT. RANK	GAMES	SCHEDULE	OF SCHEDULE	RPI	RPI	RPI	RPI
DIV. I ONLY	14- 15	179	8- 4	309	301	248	250	29	29	
DIV. I NON-CONF.	6- 7	182	2- 0	327	284	273	273	29	29	
TOTALS	RPI 1-25	RPI 26-50	W-L RECORDS	RPI 51-100	RPI 150+					
14- 15	0- 1	0- 1	OVERALL	0- 3	13- 9					
7- 6	0- 0	0- 0	HOME	0- 1	6- 5					
5- 6	0- 1	0- 0	AWAY	0- 1	5- 3					
2- 3	0- 0	0- 1	NEUTRAL	0- 1	2- 1					
6- 7	0- 1	0- 1	NON-CONFERENCE	0- 0	5- 4					
4- 2	0- 0	0- 0	HOME	0- 0	3- 2					
1- 3	0- 1	0- 0	AWAY	0- 0	1- 1					
1- 2	0- 0	0- 1	NEUTRAL	0- 0	1- 1					
8- 8	0- 0	0- 0	CONFERENCE	0- 3	8- 5					
3- 4	0- 0	0- 0	HOME	0- 1	3- 3					
4- 3	0- 0	0- 0	AWAY	0- 1	4- 2					
1- 1	0- 0	0- 0	NEUTRAL	0- 1	1- 0					

RPI 1-25			RPI 26-50			RPI 51-100			RPI 101+ Team's RPI: 250		
RPI	S	Opponent	Score	RPI	S	Opponent	Score	RPI	S	Opponent	Score
23	A	Xavier	43 66	36	N	Georgia Tech	27 65	81	A	Liberty	48 63
								81	H	Liberty	51 55
								81	N	Liberty	42 61
								104	H	N.C. A&T	62 60
								109	A	Clemson	68 76
								192	H	Davidson	40 61
								200	N	Memphis	46 52
								210	A	Georgia St.	42 73
								253	A	Coastal Caro.	76 68
								253	H	Coastal Caro.	34 51
								253	N	Coastal Caro.	67 48
								256	H	Campbell	43 54
								260	A	High Point	62 73
								260	H	High Point	55 54
								262	A	Radford	63 49
								262	H	Radford	50 54
								264	A	Gardner-Webb	53 54
								264	H	Gardner-Webb	62 65
								297	A	UNC Asheville	56 47
								297	H	UNC Asheville	72 58
								298	H	George Mason	58 42
								303	A	Charleston So.	72 64
								303	H	Charleston So.	57 46
								325	H	Longwood	73 50
								338	N	Tenn.-Martin	54 49
								339	A	Presbyterian	47 35
								339	H	Presbyterian	77 48
LAST 12 Division I GAMES:											
		81	N	Liberty	42	61	264	H	Gardner-Webb	62	65
		253	N	Coastal Caro.	67	48	81	A	Liberty	48	63
		303	H	Charleston So.	57	46	262	A	Radford	63	49
		297	H	UNC Asheville	72	58	325	H	Longwood	73	50
		253	A	Coastal Caro.	76	68	339	H	Presbyterian	77	48
		260	A	High Point	62	73	303	A	Charleston So.	72	64

Non-Div I Games: Johnson C. Smith 61 38 Newberry 67 55

Winthrop

Loss, Non-Conf, S Site, H Home A Away N Neutral

Average RPI Win:	105	WON-LOST	WINNING	LAST 12	STRENGTH OF	OPP. STRENGTH	TEAM	ADJ.	CONF.	ADJ CONF.
Average RPI Loss:	62	RECORD	PCT. RANK	GAMES	SCHEDULE	OF SCHEDULE	RPI	RPI	RPI	RPI
DIV. I ONLY	18- 14	129	4- 8	36	33	59	59	5	5	
DIV. I NON-CONF.	10- 1	17	0- 0	7	39	2	2	2	2	
<hr/>										
TOTALS	RPI 1-25	RPI 26-50	W-L RECORDS	RPI 51-100	RPI 150+					
18- 14	1- 2	4- 7	OVERALL	2- 2	3- 1					
11- 4	0- 1	1- 2	HOME	2- 1	2- 0					
2- 9	0- 1	1- 4	AWAY	0- 1	0- 1					
5- 1	1- 0	2- 1	NEUTRAL	0- 0	1- 0					
10- 1	1- 0	2- 1	NON-CONFERENCE	1- 0	2- 0					
6- 0	0- 0	0- 0	HOME	1- 0	2- 0					
1- 1	0- 0	1- 1	AWAY	0- 0	0- 0					
3- 0	1- 0	1- 0	NEUTRAL	0- 0	0- 0					
8- 13	0- 2	2- 6	CONFERENCE	1- 2	1- 1					
5- 4	0- 1	1- 2	HOME	1- 1	0- 0					
1- 8	0- 1	0- 3	AWAY	0- 1	0- 1					
2- 1	0- 0	1- 1	NEUTRAL	0- 0	1- 0					

RPI 1-25				RPI 26-50				RPI 51-100				Team's RPI: 59	RPI 101+			
RPI	S	Opponent	Score	RPI	S	Opponent	Score	RPI	S	Opponent	Score		RPI	S	Opponent	Score
6	N	Baylor	59 58	26	A	South Dakota St.	44 64	52	H	Minnesota	62 52		105	H	Drake	55 39
13	A	Ohio St.	53 75	28	A	Purdue	49 66	55	A	Indiana	61 64		106	H	Canisius	69 54
13	H	Ohio St.	42 55	28	H	Purdue	51 52	55	H	Indiana	61 67		117	N	UCF	65 61
				28	N	Purdue	56 70	58	H	Marquette	67 48		118	A	Illinois	53 38
				35	N	Villanova	47 45						118	H	Illinois	61 43
				37	A	Iowa	65 72						121	A	Penn St.	56 58
				37	H	Iowa	63 73						121	H	Penn St.	58 52
				42	A	Green Bay	59 47						132	H	Virginia Tech	61 52
				50	A	Michigan St.	50 59						142	A	Michigan	42 70
				50	H	Michigan St.	54 51						142	H	Michigan	58 54
				50	N	Michigan St.	56 50						186	H	Northern Ill.	70 64
													211	H	Milwaukee	71 69
													235	A	Northwestern	46 49
													235	N	Northwestern	60 51
<hr/>																
LAST 12 Division I GAMES:																
				28	N	Purdue	56 70	55	H	Indiana	61 67					
				50	N	Michigan St.	56 50	121	H	Penn St.	58 52					
				235	N	Northwestern	60 51	28	A	Purdue	49 66					
				13	A	Ohio St.	53 75	142	A	Michigan	42 70					
				50	H	Michigan St.	54 51	28	H	Purdue	51 52					
				37	A	Iowa	65 72	50	A	Michigan St.	50 59					

Non-Div I Games:

Wisconsin

■ Loss,
 ■ Non-Conf,
 ■ S Site,
 ■ Home
 ■ A Away
 N Neutral

Average RPI Win: 274	WON-LOST	WINNING	LAST 12	STRENGTH OF	OPP. STRENGTH	TEAM	ADJ.	CONF.	ADJ CONF.
Average RPI Loss: 182	RECORD	PCT. RANK	GAMES	SCHEDULE	OF SCHEDULE	RPI	RPI	RPI	RPI
DIV. I ONLY	4- 24	325	2- 10	234	256	321	321	19	19
DIV. I NON-CONF.	1- 6	317	0- 0	259	320	325	324	19	19
TOTALS	RPI 1-25	RPI 26-50	W-L RECORDS	RPI 51-100	RPI 150+				
4- 24	0- 1	0- 0	OVERALL	0- 6	4- 15				
3- 9	0- 0	0- 0	HOME	0- 3	3- 5				
1- 14	0- 1	0- 0	AWAY	0- 3	1- 9				
0- 1	0- 0	0- 0	NEUTRAL	0- 0	0- 1				
1- 6	0- 1	0- 0	NON-CONFERENCE	0- 0	1- 5				
1- 1	0- 0	0- 0	HOME	0- 0	1- 1				
0- 5	0- 1	0- 0	AWAY	0- 0	0- 4				
0- 0	0- 0	0- 0	NEUTRAL	0- 0	0- 0				
3- 18	0- 0	0- 0	CONFERENCE	0- 6	3- 10				
2- 8	0- 0	0- 0	HOME	0- 3	2- 4				
1- 9	0- 0	0- 0	AWAY	0- 3	1- 5				
0- 1	0- 0	0- 0	NEUTRAL	0- 0	0- 1				

RPI 1-25				RPI 26-50				RPI 51-100				RPI 101+ Team's RPI: 321			
RPI	S	Opponent	Score	RPI	S	Opponent	Score	RPI	S	Opponent	Score	RPI	S	Opponent	Score
11	A	North Carolina	42 96					92	A	Chattanooga	46 57	108	A	Col. of Charleston	53 75
								92	H	Chattanooga	61 82	108	H	Col. of Charleston	57 64
								98	A	Western Caro.	55 77	180	A	Bucknell	66 74
								98	H	Western Caro.	66 91	184	A	Ga. Southern	48 70
								100	A	Samford	60 81	184	H	Ga. Southern	61 62
								100	H	Samford	62 67	192	A	Davidson	68 83
												192	H	Davidson	86 72
												209	A	UNC Greensboro	56 68
												209	H	UNC Greensboro	62 74
												209	N	UNC Greensboro	64 83
												253	H	Coastal Caro.	64 67
												264	H	Gardner-Webb	78 72
												265	A	Fordham	53 55
												267	A	North Fla.	60 71
												269	A	Appalachian St.	68 72
												269	H	Appalachian St.	60 65
												274	A	Furman	69 70
												274	H	Furman	60 69
												319	A	Elon	56 51
												319	H	Elon	63 61
												320	A	Bethune-Cookman	70 75
LAST 12 Division I GAMES:															
209	N	UNC Greensboro	64 83	269	A	Appalachian St.	68 72	274	H	Furman	60 69	269	H	Appalachian St.	60 65
98	A	Western Caro.	55 77	274	H	Furman	60 69	192	H	Davidson	86 72	100	A	Samford	60 81
184	H	Ga. Southern	61 62	269	H	Appalachian St.	60 65	92	A	Chattanooga	46 57				
319	A	Elon	56 51	192	H	Davidson	86 72								
209	H	UNC Greensboro	62 74	100	A	Samford	60 81								
108	A	Col. of Charleston	53 75												

Non-Div I Games: Southern Va. 96 59

Wofford

■ Loss,
 ■ Non-Conf, S Site,
 ■ Home
 ■ Away
 N Neutral

Average RPI Win:	230	WON-LOST	WINNING	LAST 12	STRENGTH OF	OPP. STRENGTH	TEAM	ADJ.	CONF.	ADJ CONF.
Average RPI Loss:	118	RECORD	PCT. RANK	GAMES	SCHEDULE	OF SCHEDULE	RPI	RPI	RPI	RPI
DIV. I ONLY	14- 16	185	6- 6	165	158	185	181	15	15	
DIV. I NON-CONF.	3- 7	255	0- 0	210	110	254	254	14	14	
TOTALS	RPI 1-25	RPI 26-50	W-L RECORDS	RPI 51-100	RPI 150+					
14- 16	0- 0	0- 4	OVERALL	0- 3	11- 5					
7- 6	0- 0	0- 1	HOME	0- 2	5- 2					
6- 9	0- 0	0- 3	AWAY	0- 0	5- 3					
1- 1	0- 0	0- 0	NEUTRAL	0- 1	1- 0					
3- 7	0- 0	0- 1	NON-CONFERENCE	0- 3	3- 3					
1- 3	0- 0	0- 0	HOME	0- 2	1- 1					
1- 3	0- 0	0- 1	AWAY	0- 0	1- 2					
1- 1	0- 0	0- 0	NEUTRAL	0- 1	1- 0					
11- 9	0- 0	0- 3	CONFERENCE	0- 0	8- 2					
6- 3	0- 0	0- 1	HOME	0- 0	4- 1					
5- 6	0- 0	0- 2	AWAY	0- 0	4- 1					
0- 0	0- 0	0- 0	NEUTRAL	0- 0	0- 0					

RPI S	Opponent	Score	RPI S	Opponent	Score	RPI S	Opponent	Score	RPI S	Opponent	Score	Team's RPI: 181
42	A Green Bay	39 70	42	A Green Bay	36 67	76	H Dayton	56 59	120	A Butler	45 58	
42	A Green Bay		42	A Green Bay		93	N BYU	50 56	120	H Butler	41 46	
42	H Green Bay	51 62	42	H Green Bay	51 62	96	H Cincinnati	41 56	123	A Cleveland St.	43 51	
47	A Ball St.	61 65							123	H Cleveland St.	55 52	
LAST 12 Division I GAMES:												
42	A Green Bay	36 67	123	A Cleveland St.	43 51	145	A Valparaiso	64 59	145	A Valparaiso	58 64	
145	A Valparaiso	64 59	211	H Milwaukee	64 70	145	H Valparaiso	54 44	145	H Valparaiso	54 44	
190	H Ill.-Chicago	49 48	42	H Green Bay	51 62	152	H Miami (OH)	60 77	153	A Evansville	59 63	
285	H Loyola (IL)	64 44	145	A Valparaiso	58 64	190	A Ill.-Chicago	47 60	190	H Ill.-Chicago	49 48	
221	A Detroit	63 50	120	A Butler	45 58	198	N IUPUI	59 57	211	A Milwaukee	61 41	
315	A Youngstown St.	68 51	221	H Detroit	65 58	211	H Milwaukee	64 70	221	A Detroit	63 50	
			221	H Detroit	65 58	221	H Detroit	65 58	221	H Detroit	65 58	
						236	A Robert Morris	57 65	249	H IPFW	63 57	
						285	A Loyola (IL)	72 55	285	H Loyola (IL)	64 44	
						310	A Eastern Ky.	53 47	310	A Eastern Ky.	53 47	
						315	A Youngstown St.	68 51	315	H Youngstown St.	72 41	

Non-Div I Games: BYU-Hawaii 71 51

Wright St.

Wyoming

Through Games Of Sunday, March 15, 2009

Average RPI Win:	201	WON-LOST	WINNING	LAST 12	STRENGTH OF	OPP. STRENGTH	TEAM	ADJ.	CONF.	ADJ CONF.
Average RPI Loss:	84	RECORD	PCT. RANK	GAMES	SCHEDULE	OF SCHEDULE	RPI	RPI	RPI	RPI
DIV. I ONLY	14- 14	167	7- 5	119	89	142	144	8	8	
DIV. I NON-CONF.	6- 5	133	0- 0	138	183	134	136	8	8	
TOTALS	RPI 1-25	RPI 26-50	W-L RECORDS	RPI 51-100	RPI 150+					
14- 14	0- 0	1- 8	OVERALL	2- 2	11- 3					
6- 6	0- 0	1- 3	HOME	1- 1	4- 1					
7- 7	0- 0	0- 5	AWAY	1- 1	6- 1					
1- 1	0- 0	0- 0	NEUTRAL	0- 0	1- 1					
6- 5	0- 0	0- 3	NON-CONFERENCE	0- 0	6- 1					
2- 2	0- 0	0- 1	HOME	0- 0	2- 0					
3- 3	0- 0	0- 2	AWAY	0- 0	3- 1					
1- 0	0- 0	0- 0	NEUTRAL	0- 0	1- 0					
8- 9	0- 0	1- 5	CONFERENCE	2- 2	5- 2					
4- 4	0- 0	1- 2	HOME	1- 1	2- 1					
4- 4	0- 0	0- 3	AWAY	1- 1	3- 0					
0- 1	0- 0	0- 0	NEUTRAL	0- 0	0- 1					

RPI 1-25				RPI 26-50				RPI 51-100				RPI 101+ Team's RPI: 144			
RPI	S	Opponent	Score	RPI	S	Opponent	Score	RPI	S	Opponent	Score	RPI	S	Opponent	Score
				32	A	Gonzaga	38 67	79	A	New Mexico	45 63	134	H	St. Louis	59 74
				32	H	Gonzaga	58 68	79	H	New Mexico	52 50	164	A	UNLV	50 44
				39	A	San Diego St.	42 49	93	A	BYU	57 55	164	H	UNLV	64 71
				39	H	San Diego St.	64 61	93	H	BYU	45 58	171	A	Oregon	45 51
				44	A	TCU	47 60					176	N	North Dakota St.	68 51
				44	H	TCU	78 81					183	A	Denver	61 54
				48	A	Montana	64 71					197	A	Colorado St.	64 61
				49	A	Utah	57 64					197	H	Colorado St.	71 62
				49	H	Utah	52 70					197	N	Colorado St.	56 64
LAST 12 Division I GAMES:															
				197	N	Colorado St.	56 64	164	A	UNLV	50 44				
				79	A	New Mexico	45 63	39	H	San Diego St.	64 61				
				93	A	BYU	57 55	49	A	Utah	57 64				
				304	H	Air Force	65 34	79	H	New Mexico	52 50				
				197	H	Colorado St.	71 62	93	H	BYU	45 58				
				44	A	TCU	47 60	304	A	Air Force	52 41				

Non-Div I Games: North Dakota 100 75 Adams St. 58 48

Wyoming

Loss, Non-Conf, S Site, H Home A Away N Neutral

Average RPI Win:	139	WON-LOST	WINNING	LAST 12	STRENGTH OF	OPP. STRENGTH	TEAM	ADJ.	CONF.	ADJ CONF.
Average RPI Loss:	40	RECORD	PCT. RANK	GAMES	SCHEDULE	OF SCHEDULE	RPI	RPI	RPI	RPI
DIV. I ONLY	25- 6	21	10- 2	68	72	23	23	7	7	
DIV. I NON-CONF.	12- 4	52	0- 0	83	23	44	43	7	7	
TOTALS	RPI 1-25	RPI 26-50	W-L RECORDS	RPI 51-100	RPI 150+					
25- 6	1- 3	4- 1	OVERALL	8- 2	10- 0					
15- 1	0- 1	1- 0	HOME	5- 0	9- 0					
10- 4	1- 2	3- 1	AWAY	3- 1	1- 0					
0- 1	0- 0	0- 0	NEUTRAL	0- 1	0- 0					
12- 4	1- 2	2- 1	NON-CONFERENCE	3- 1	6- 0					
8- 1	0- 1	1- 0	HOME	1- 0	6- 0					
4- 3	1- 1	1- 1	AWAY	2- 1	0- 0					
0- 0	0- 0	0- 0	NEUTRAL	0- 0	0- 0					
13- 2	0- 1	2- 0	CONFERENCE	5- 1	4- 0					
7- 0	0- 0	0- 0	HOME	4- 0	3- 0					
6- 1	0- 1	2- 0	AWAY	1- 0	1- 0					
0- 1	0- 0	0- 0	NEUTRAL	0- 1	0- 0					

RPI	S	Opponent	Score	RPI	S	Opponent	Score	RPI	S	Opponent	Score	RPI	S	Opponent	Score
4	H	Louisville	55 65	30	A	Arizona St.	57 75	55	A	Indiana	62 59	134	A	St. Louis	70 67
11	A	North Carolina	67 73	38	A	Charlotte	67 49	56	A	Georgia	56 44	143	A	St. Joseph's	42 41
20	A	LSU	57 48	41	A	Mississippi St.	51 42	68	H	St. Bonaventure	74 59	192	H	Davidson	84 60
24	A	Temple	65 74	43	A	Richmond	68 55	76	A	Dayton	51 49	201	H	Akron	69 44
				50	H	Michigan St.	71 66	76	H	Dayton	78 57	217	A	Massachusetts	83 54
								76	N	Dayton	60 63	219	H	Rhode Island	69 29
								78	H	Kentucky	67 44	233	H	La Salle	72 42
								80	H	George Washington	82 62	236	H	Robert Morris	79 49
								89	H	Duquesne	82 45	250	H	Winthrop	66 43
								96	A	Cincinnati	55 65	265	H	Fordham	75 47
												283	H	New Hampshire	62 36
												338	H	Tenn.-Martin	73 41
LAST 12 Division I GAMES:															
		76	N	Dayton	60	63			80	H	George Washington	82	62		
		265	H	Fordham	75	47			43	A	Richmond	68	55		
		24	A	Temple	65	74			68	H	St. Bonaventure	74	59		
		134	A	St. Louis	70	67			143	A	St. Joseph's	42	41		
		233	H	La Salle	72	42			219	H	Rhode Island	69	29		
		76	H	Dayton	78	57			217	A	Massachusetts	83	54		

Non-Div I Games:

Xavier

■ Loss,
■ Non-Conf,
■ S Site,
■ H Home
■ A Away
N Neutral

Average RPI Win:	247	WON-LOST	WINNING	LAST 12	STRENGTH OF	OPP. STRENGTH	TEAM	ADJ.	CONF.	ADJ CONF.
Average RPI Loss:	180	RECORD	PCT. RANK	GAMES	SCHEDULE	OF SCHEDULE	RPI	RPI	RPI	RPI
DIV. I ONLY	11- 17	227	3- 9	289	273	263	266	27	26	
DIV. I NON-CONF.	7- 7	152	0- 0	249	258	197	198	24	24	
TOTALS	RPI 1-25	RPI 26-50	W-L RECORDS	RPI 51-100	RPI 150+					
11- 17	0- 0	0- 0	OVERALL	0- 3	10- 9					
5- 7	0- 0	0- 0	HOME	0- 1	5- 4					
4- 9	0- 0	0- 0	AWAY	0- 1	4- 5					
2- 1	0- 0	0- 0	NEUTRAL	0- 1	1- 0					
7- 7	0- 0	0- 0	NON-CONFERENCE	0- 3	6- 3					
3- 2	0- 0	0- 0	HOME	0- 1	3- 1					
2- 4	0- 0	0- 0	AWAY	0- 1	2- 2					
2- 1	0- 0	0- 0	NEUTRAL	0- 1	1- 0					
4- 10	0- 0	0- 0	CONFERENCE	0- 0	4- 6					
2- 5	0- 0	0- 0	HOME	0- 0	2- 3					
2- 5	0- 0	0- 0	AWAY	0- 0	2- 3					
0- 0	0- 0	0- 0	NEUTRAL	0- 0	0- 0					

RPI	S	Opponent	Score	RPI	S	Opponent	Score	RPI	S	Opponent	Score	RPI	S	Opponent	Score	Team's RPI: 266
52	A	Minnesota	63	87	102	A	UC Riverside	65	72	103	N	North Carolina St.	65	61		
68	H	St. Bonaventure	35	68	129	A	Dartmouth	51	61	129	H	Dartmouth	42	51		
78	N	Kentucky	82	87	140	A	Harvard	57	91	140	H	Harvard	63	70		
					157	H	Quinnipiac	77	73	173	A	Army	60	62		
					180	H	Bucknell	70	73	187	A	Holy Cross	65	63		
					191	A	Princeton	56	54	191	H	Princeton	53	61		
					257	A	Cornell	62	80	257	H	Cornell	42	57		
					258	A	Columbia	61	77	258	H	Columbia	63	61		
					275	A	Penn	46	62	275	H	Penn	61	51		
					283	N	New Hampshire	76	55	301	H	Bryant	77	71		
					309	A	Stony Brook	68	73	313	A	UC Irvine	75	66		
					326	A	Brown	71	37	326	H	Brown	62	64		
					327	H	NJIT	74	66							
LAST 12 Division I GAMES:																
140	A	Harvard	57	91	275	A	Penn	46	62							
129	A	Dartmouth	51	61	191	A	Princeton	56	54							
191	H	Princeton	53	61	129	H	Dartmouth	42	51							
275	H	Penn	61	51	140	H	Harvard	63	70							
258	A	Columbia	61	77	257	H	Cornell	42	57							
257	A	Cornell	62	80	258	H	Columbia	63	61							

Non-Div I Games:

Yale

■ Loss,
 ■ Non-Conf,
 ■ S Site,
 ■ H Home
 ■ A Away
 N Neutral

Average RPI Win:	214	WON-LOST	WINNING	LAST 12	STRENGTH OF	OPP. STRENGTH	TEAM	ADJ.	CONF.	ADJ CONF.
Average RPI Loss:	165	RECORD	PCT. RANK	GAMES	SCHEDULE	OF SCHEDULE	RPI	RPI	RPI	RPI
DIV. I ONLY	3- 27	332	1- 11	189	180	319	315	15	15	
DIV. I NON-CONF.	2- 9	299	0- 0	157	214	277	274	14	14	
TOTALS	RPI 1-25	RPI 26-50	W-L RECORDS	RPI 51-100	RPI 150+					
3- 27	0- 1	0- 3	OVERALL	0- 0	2- 14					
2- 11	0- 0	0- 1	HOME	0- 0	1- 8					
0- 16	0- 1	0- 2	AWAY	0- 0	0- 6					
1- 0	0- 0	0- 0	NEUTRAL	0- 0	1- 0					
2- 9	0- 1	0- 1	NON-CONFERENCE	0- 0	2- 3					
1- 3	0- 0	0- 0	HOME	0- 0	1- 3					
0- 6	0- 1	0- 1	AWAY	0- 0	0- 0					
1- 0	0- 0	0- 0	NEUTRAL	0- 0	1- 0					
1- 18	0- 0	0- 2	CONFERENCE	0- 0	0- 11					
1- 8	0- 0	0- 1	HOME	0- 0	0- 5					
0- 10	0- 0	0- 1	AWAY	0- 0	0- 6					
0- 0	0- 0	0- 0	NEUTRAL	0- 0	0- 0					

RPI 1-25				RPI 26-50				RPI 51-100				RPI 101+ Team's RPI: 315			
RPI	S	Opponent	Score	RPI	S	Opponent	Score	RPI	S	Opponent	Score	RPI	S	Opponent	Score
16	A	Pittsburgh	42 99	42	A	Green Bay	42 79					106	A	Canisius	38 56
				42	H	Green Bay	42 62					120	A	Butler	50 84
				46	A	Bowling Green	61 94					120	H	Butler	42 61
												123	A	Cleveland St.	35 65
												123	H	Cleveland St.	51 80
												137	A	Kent St.	58 95
												145	A	Valparaiso	43 86
												145	H	Valparaiso	54 38
												148	A	Central Mich.	50 78
												149	A	Toledo	61 69
												181	A	Wright St.	41 72
												181	H	Wright St.	51 68
												190	A	Ill.-Chicago	64 68
												190	H	Ill.-Chicago	42 57
												193	H	St. Francis (PA)	54 61
												201	H	Akron	58 52
												211	A	Milwaukee	49 70
												211	A	Milwaukee	51 78
												211	H	Milwaukee	60 72
												221	A	Detroit	50 73
												221	H	Detroit	62 70
												248	H	Buffalo	42 66
												285	A	Loyola (IL)	52 70
												285	H	Loyola (IL)	42 56
												296	N	Weber St.	67 60
												305	H	Niagara	51 65
LAST 12 Division I GAMES:															
211	A	Milwaukee	49 70	221	H	Detroit	62 70								
145	H	Valparaiso	54 38	123	A	Cleveland St.	35 65								
120	H	Butler	42 61	211	A	Milwaukee	51 78								
190	A	Ill.-Chicago	64 68	42	A	Green Bay	42 79								
285	A	Loyola (IL)	52 70	285	H	Loyola (IL)	42 56								
181	H	Wright St.	51 68	190	H	Ill.-Chicago	42 57								

Non-Div I Games:

Youngstown St.

■ Loss,
■ Non-Conf, S Site,
■ Home
■ Away
N Neutral