

Average RPI Win:	242	WON-LOST	WINNING	LAST 12	STRENGTH OF	OPP. STRENGTH	TEAM	ADJ.	CONF.	ADJ CONF.
Average RPI Loss:	172	RECORD	PCT. RANK	GAMES	SCHEDULE	OF SCHEDULE	RPI	RPI	RPI	RPI
DIV. I ONLY	21- 10	70	8- 4	260	280	140	144	26	26	
DIV. I NON-CONF.	8- 5	115	0- 0	246	296	157	163	26	25	
TOTALS	RPI 1-25	RPI 26-50	W-L RECORDS	RPI 51-100	RPI 101-150	RPI 150+				
21- 10	0- 1	0- 1	OVERALL	1- 0	1- 2	19- 6				
11- 2	0- 0	0- 0	HOME	1- 0	1- 0	9- 2				
7- 4	0- 0	0- 1	AWAY	0- 0	0- 1	7- 2				
3- 4	0- 1	0- 0	NEUTRAL	0- 0	0- 1	3- 2				
8- 5	0- 1	0- 1	NON-CONFERENCE	1- 0	0- 0	7- 3				
5- 1	0- 0	0- 0	HOME	1- 0	0- 0	4- 1				
2- 1	0- 0	0- 1	AWAY	0- 0	0- 0	2- 0				
1- 3	0- 1	0- 0	NEUTRAL	0- 0	0- 0	1- 2				
13- 5	0- 0	0- 0	CONFERENCE	0- 0	1- 2	12- 3				
6- 1	0- 0	0- 0	HOME	0- 0	1- 0	5- 1				
5- 3	0- 0	0- 0	AWAY	0- 0	0- 1	5- 2				
2- 1	0- 0	0- 0	NEUTRAL	0- 0	0- 1	2- 0				

RPI S	Opponent	Score	RPI S	Opponent	Score	RPI S	Opponent	Score	RPI S	Opponent	Score	Team's RPI: 144
25 N	Georgia	58 77	42 A	TCU	74 78	92 H	Houston	81 76	107 A	Lamar	63 69	
									107 H	Lamar	79 64	
									107 N	Lamar	59 86	
									154 N	Drake	46 56	
									165 A	UTSA	37 58	
									165 H	UTSA	52 48	
									166 H	Alabama	96 90	
									168 H	Stephen F. Austin	68 69	
									178 H	Colorado St.	70 58	
									200 A	Texas-Arlington	65 57	
									200 H	Texas-Arlington	72 66	
									221 H	Central Ark.	86 65	
									246 A	Sam Houston St.	76 69	
									246 H	Sam Houston St.	81 80	
									246 N	Sam Houston St.	99 79	
									255 A	Northwestern St.	75 66	
									255 N	Northwestern St.	74 66	
									271 A	Texas Southern	71 62	
									290 A	Southeastern La.	75 67	
									305 A	Tex.-Pan American	61 60	
									305 H	Tex.-Pan American	76 84	
									309 N	Chicago St.	58 72	
									316 H	Air Force	65 46	
									323 A	Texas St.	72 59	
									323 H	Texas St.	78 72	
									333 H	McNeese St.	72 62	
LAST 12 Division I GAMES:												
			107 N	Lamar	59 86		290 A	Southeastern La.	75 67			
			255 N	Northwestern St.	74 66		333 H	McNeese St.	72 62			
			246 N	Sam Houston St.	99 79		165 A	UTSA	37 58			
			200 A	Texas-Arlington	65 57		246 H	Sam Houston St.	81 80			
			107 H	Lamar	79 64		323 A	Texas St.	72 59			
			168 H	Stephen F. Austin	68 69		337 A	Nicholls St.	58 61			

Non-Div I Games: Incarnate Word 62 51

A&M-Corpus Christi

■ Loss,
 ■ Non-Conf, S Site,
 ■ Home
 ■ Away
 N Neutral

A
&
M
-
C
o
r
p
u
s
C
h
r
i
s
t
i

A&M-Corpus Christi
RPI S Opponent Score

Through Games Of Sunday, March 14, 2010

RPI	S	Opponent	Score	
337	A	Nicholls St.	58	61
338	N	Jackson St.	57	44

A
&
M
-
C
o
r
p
u
s
C
h
r
i
s
t
i

A&M-Corpus Christi

Average RPI Win:	309	WON-LOST	WINNING	LAST 12	STRENGTH OF	OPP. STRENGTH	TEAM	ADJ.	CONF.	ADJ CONF.
Average RPI Loss:	136	RECORD	PCT. RANK	GAMES	SCHEDULE	OF SCHEDULE	RPI	RPI	RPI	RPI
DIV. I ONLY	1- 27	344	0- 12	87	155	318	316	7	7	
DIV. I NON-CONF.	1- 10	329	0- 0	208	337	332	332	7	7	
TOTALS	RPI 1-25	RPI 26-50	W-L RECORDS	RPI 51-100	RPI 101-150	RPI 150+				
1- 27	0- 0	0- 2	OVERALL	0- 7	0- 7	1- 11				
1- 13	0- 0	0- 1	HOME	0- 3	0- 3	1- 6				
0- 12	0- 0	0- 1	AWAY	0- 3	0- 4	0- 4				
0- 2	0- 0	0- 0	NEUTRAL	0- 1	0- 0	0- 1				
1- 10	0- 0	0- 0	NON-CONFERENCE	0- 0	0- 1	1- 9				
1- 5	0- 0	0- 0	HOME	0- 0	0- 0	1- 5				
0- 4	0- 0	0- 0	AWAY	0- 0	0- 1	0- 3				
0- 1	0- 0	0- 0	NEUTRAL	0- 0	0- 0	0- 1				
0- 17	0- 0	0- 2	CONFERENCE	0- 7	0- 6	0- 2				
0- 8	0- 0	0- 1	HOME	0- 3	0- 3	0- 1				
0- 8	0- 0	0- 1	AWAY	0- 3	0- 3	0- 1				
0- 1	0- 0	0- 0	NEUTRAL	0- 1	0- 0	0- 0				

RPI S	Opponent	Score	RPI S	Opponent	Score	RPI S	Opponent	Score	RPI S	Opponent	Score	Team's RPI: 316
42	A TCU	47 77	42	H TCU	35 72	52	A San Diego St.	52 87	106	A BYU	46 77	
						52	H San Diego St.	48 68	106	H BYU	53 78	
						71	A Utah	48 73	113	A Wyoming	37 98	
						71	H Utah	47 67	113	H Wyoming	60 87	
						71	N Utah	40 63	144	A A&M-Corpus Christi	46 65	
						74	A New Mexico	42 62	149	A UNLV	55 69	
						74	H New Mexico	46 65	149	H UNLV	76 77	
									154	H Drake	67 85	
									157	H Bradley	45 62	
									170	H Portland	65 73	
									174	H Denver	62 64	
									178	A Colorado St.	46 80	
									178	H Colorado St.	68 74	
									204	A Navy	48 54	
									229	H Northern Colo.	53 72	
									231	A Stony Brook	60 72	
									270	N Tennessee Tech	49 81	
									302	A Army	42 60	
									309	H Chicago St.	68 48	
LAST 12 Division I GAMES:												
71	N Utah	40 63	106	H BYU	53 78							
52	A San Diego St.	52 87	178	A Colorado St.	46 80							
113	H Wyoming	60 87	42	A TCU	47 77							
149	A UNLV	55 69	52	H San Diego St.	48 68							
71	A Utah	48 73	113	A Wyoming	37 98							
74	H New Mexico	46 65	149	H UNLV	76 77							

Non-Div I Games: Western St. 74 66 Adams St. 65 59

Air Force

■ Loss,
 ■ Non-Conf, S Site,
 ■ Home
 ■ Away
 N Neutral

Average RPI Win: 240	WON-LOST	WINNING	LAST 12	STRENGTH OF	OPP. STRENGTH	TEAM	ADJ.	CONF.	ADJ CONF.
Average RPI Loss: 114	RECORD	PCT. RANK	GAMES	SCHEDULE	OF SCHEDULE	RPI	RPI	RPI	RPI
DIV. I ONLY	17- 13	117	8- 4	193	199	157	155	16	16
DIV. I NON-CONF.	5- 7	203	0- 0	275	270	251	251	15	15
TOTALS	RPI 1-25	RPI 26-50	W-L RECORDS	RPI 51-100	RPI 101-150	RPI 150+			
17- 13	0- 0	0- 4	OVERALL	2- 3	1- 3	14- 3			
10- 2	0- 0	0- 2	HOME	0- 0	1- 0	9- 0			
5- 9	0- 0	0- 1	AWAY	1- 3	0- 2	4- 3			
2- 2	0- 0	0- 1	NEUTRAL	1- 0	0- 1	1- 0			
5- 7	0- 0	0- 1	NON-CONFERENCE	0- 2	0- 2	5- 2			
3- 1	0- 0	0- 1	HOME	0- 0	0- 0	3- 0			
1- 5	0- 0	0- 0	AWAY	0- 2	0- 1	1- 2			
1- 1	0- 0	0- 0	NEUTRAL	0- 0	0- 1	1- 0			
12- 6	0- 0	0- 3	CONFERENCE	2- 1	1- 1	9- 1			
7- 1	0- 0	0- 1	HOME	0- 0	1- 0	6- 0			
4- 4	0- 0	0- 1	AWAY	1- 1	0- 1	3- 1			
1- 1	0- 0	0- 1	NEUTRAL	1- 0	0- 0	0- 0			

RPI 1-25				RPI 26-50				RPI 51-100				RPI 101+ Team's RPI: 155			
RPI	S	Opponent	Score	RPI	S	Opponent	Score	RPI	S	Opponent	Score	RPI	S	Opponent	Score
				33	H	Temple	43 55	61	A	Toledo	68 74	114	A	Robert Morris	67 74
				47	A	Bowling Green	62 74	62	A	Lehigh	57 59	133	A	Kent St.	64 67
				47	H	Bowling Green	56 66	72	A	St. Bonaventure	37 67	133	H	Kent St.	62 55
				47	N	Bowling Green	49 81	90	A	Eastern Mich.	73 66	141	N	Tulsa	64 70
								90	N	Eastern Mich.	72 46	177	A	Ball St.	66 64
												197	H	Central Mich.	62 55
												217	A	Niagara	60 71
												228	A	Wright St.	49 63
												235	H	IPFW	68 66
												241	A	Miami (OH)	55 40
												241	H	Miami (OH)	72 65
												253	H	Western Mich.	58 44
												254	H	Northern Ill.	57 39
												283	A	Ohio	63 64
												283	A	Buffalo	63 57
												283	H	Ohio	69 41
												283	H	Buffalo	72 56
												309	A	Chicago St.	62 55
												332	N	Rider	79 43
												339	H	IUPUI	63 49
												341	H	Youngstown St.	75 63
LAST 12 Division I GAMES:															
				47	N	Bowling Green	49 81	283	A	Buffalo	63 57				
				90	N	Eastern Mich.	72 46	61	A	Toledo	68 74				
				283	H	Ohio	69 41	254	H	Northern Ill.	57 39				
				241	H	Miami (OH)	72 65	197	H	Central Mich.	62 55				
				133	A	Kent St.	64 67	90	A	Eastern Mich.	73 66				
				47	H	Bowling Green	56 66	177	A	Ball St.	66 64				

Non-Div I Games: Lake Erie 76 51

Akron

■ Loss,
 ■ Non-Conf,
 ■ S Site,
 ■ Home
 ■ A Away
 N Neutral

Alabama

Through Games Of Sunday, March 14, 2010

Average RPI Win:	204	WON-LOST	WINNING	LAST 12	STRENGTH OF	OPP. STRENGTH	TEAM	ADJ.	CONF.	ADJ CONF.
Average RPI Loss:	82	RECORD	PCT. RANK	GAMES	SCHEDULE	OF SCHEDULE	RPI	RPI	RPI	RPI
DIV. I ONLY	12- 18	231	4- 8	105	76	165	166	4	4	
DIV. I NON-CONF.	8- 5	115	0- 0	286	323	186	187	3	3	
TOTALS	RPI 1-25	RPI 26-50	W-L RECORDS	RPI 51-100	RPI 101-150	RPI 150+				
12- 18	0- 6	0- 3	OVERALL	3- 4	1- 2	8- 3				
7- 6	0- 2	0- 2	HOME	2- 1	0- 1	5- 0				
3- 10	0- 3	0- 1	AWAY	1- 2	1- 1	1- 3				
2- 2	0- 1	0- 0	NEUTRAL	0- 1	0- 0	2- 0				
8- 5	0- 0	0- 0	NON-CONFERENCE	0- 1	0- 1	8- 3				
5- 0	0- 0	0- 0	HOME	0- 0	0- 0	5- 0				
1- 4	0- 0	0- 0	AWAY	0- 0	0- 1	1- 3				
2- 1	0- 0	0- 0	NEUTRAL	0- 1	0- 0	2- 0				
4- 13	0- 6	0- 3	CONFERENCE	3- 3	1- 1	0- 0				
2- 6	0- 2	0- 2	HOME	2- 1	0- 1	0- 0				
2- 6	0- 3	0- 1	AWAY	1- 2	1- 0	0- 0				
0- 1	0- 1	0- 0	NEUTRAL	0- 0	0- 0	0- 0				

RPI 1-25				RPI 26-50				RPI 51-100				RPI 101+ Team's RPI: 166			
RPI	S	Opponent	Score	RPI	S	Opponent	Score	RPI	S	Opponent	Score	RPI	S	Opponent	Score
3	H	Tennessee	67 74	29	H	LSU	41 78	53	H	South Carolina	68 80	116	A	Arkansas	69 58
19	A	Kentucky	63 88	45	A	Mississippi St.	44 77	63	N	Illinois	55 64	116	H	Arkansas	62 66
21	A	Vanderbilt	61 70	45	H	Mississippi St.	47 71	69	A	Auburn	62 74	144	A	A&M-Corpus Christi	90 96
25	A	Georgia	47 76					69	H	Auburn	55 53	160	A	UCF	64 62
25	H	Georgia	44 52					77	A	Mississippi	56 70	201	A	Florida A&M	52 61
25	N	Georgia	66 73					85	A	Florida	66 61	222	N	Cal St. Bakersfield	87 79
								85	H	Florida	82 58	226	H	Southern Miss.	87 61
												232	A	Belmont	67 69
												255	H	Northwestern St.	61 56
												270	N	Tennessee Tech	73 68
												290	H	Southeastern La.	68 55
												291	A	Alabama St.	67 72
												327	H	Presbyterian	71 38
												338	H	Jackson St.	79 39
LAST 12 Division I GAMES:															
25	N	Georgia	66 73	69	H	Auburn	55 53								
85	A	Florida	66 61	45	A	Mississippi St.	44 77								
45	H	Mississippi St.	47 71	29	H	LSU	41 78								
116	A	Arkansas	69 58	21	A	Vanderbilt	61 70								
3	H	Tennessee	67 74	116	H	Arkansas	62 66								
25	A	Georgia	47 76	85	H	Florida	82 58								

Non-Div I Games:

Alabama

■ Loss,
 ■ Non-Conf,
 ■ S Site,
 ■ H Home
 ■ A Away
 N Neutral

Alabama A&M

Through Games Of Sunday, March 14, 2010

Average RPI Win:	283	WON-LOST	WINNING	LAST 12	STRENGTH OF	OPP. STRENGTH	TEAM	ADJ.	CONF.	ADJ CONF.
Average RPI Loss:	230	RECORD	PCT. RANK	GAMES	SCHEDULE	OF SCHEDULE	RPI	RPI	RPI	RPI
DIV. I ONLY	14- 13	157	7- 5	330	332	254	259	32	32	
DIV. I NON-CONF.	2- 5	270	0- 0	239	133	275	275	32	32	
TOTALS	RPI 1-25	RPI 26-50	W-L RECORDS	RPI 51-100	RPI 101-150	RPI 150+				
14- 13	0- 1	0- 0	OVERALL	0- 1	0- 1	14- 10				
7- 4	0- 0	0- 0	HOME	0- 0	0- 0	7- 4				
6- 8	0- 1	0- 0	AWAY	0- 1	0- 1	6- 5				
1- 1	0- 0	0- 0	NEUTRAL	0- 0	0- 0	1- 1				
2- 5	0- 1	0- 0	NON-CONFERENCE	0- 1	0- 1	2- 2				
1- 1	0- 0	0- 0	HOME	0- 0	0- 0	1- 1				
1- 4	0- 1	0- 0	AWAY	0- 1	0- 1	1- 1				
0- 0	0- 0	0- 0	NEUTRAL	0- 0	0- 0	0- 0				
12- 8	0- 0	0- 0	CONFERENCE	0- 0	0- 0	12- 8				
6- 3	0- 0	0- 0	HOME	0- 0	0- 0	6- 3				
5- 4	0- 0	0- 0	AWAY	0- 0	0- 0	5- 4				
1- 1	0- 0	0- 0	NEUTRAL	0- 0	0- 0	1- 1				

RPI	S	Opponent	Score	RPI	S	Opponent	Score	RPI	S	Opponent	Score	RPI	S	Opponent	Score	Team's RPI: 259
9	A	Ohio St.	54 78					69	A	Auburn	56 83	124	A	Arizona	50 86	
												190	A	Southern U.	57 67	
												190	H	Southern U.	65 62	
												197	H	Central Mich.	74 61	
												236	A	Prairie View	50 78	
												236	H	Prairie View	68 62	
												271	A	Texas Southern	45 71	
												271	H	Texas Southern	55 56	
												281	H	Murray St.	61 72	
												291	A	Alabama St.	60 50	
												291	H	Alabama St.	73 63	
												291	N	Alabama St.	53 61	
												297	A	Grambling	55 51	
												297	H	Grambling	53 50	
												298	A	Ark.-Pine Bluff	57 55	
												298	H	Ark.-Pine Bluff	59 75	
												299	A	Alcorn St.	45 59	
												299	H	Alcorn St.	78 70	
												299	N	Alcorn St.	66 63	
												301	A	Tennessee St.	76 67	
												313	A	Mississippi Val.	60 56	
												313	H	Mississippi Val.	75 64	
												315	A	Jacksonville St.	71 74	
												338	A	Jackson St.	70 53	
												338	H	Jackson St.	55 61	
LAST 12 Division I GAMES:																

Non-Div I Games: Miles 76 57 Stillman 65 49

Alabama A&M

Loss, Non-Conf, S Site, H Home A Away N Neutral

Average RPI Win:	282	WON-LOST	WINNING	LAST 12	STRENGTH OF	OPP. STRENGTH	TEAM	ADJ.	CONF.	ADJ CONF.
Average RPI Loss:	235	RECORD	PCT. RANK	GAMES	SCHEDULE	OF SCHEDULE	RPI	RPI	RPI	RPI
DIV. I ONLY	12- 17	223	6- 6	318	345	286	291	32	32	
DIV. I NON-CONF.	2- 6	282	0- 0	284	316	319	320	32	32	
TOTALS	RPI 1-25	RPI 26-50	W-L RECORDS	RPI 51-100	RPI 101-150	RPI 150+				
12- 17	0- 1	0- 0	OVERALL	0- 1	0- 0	12- 15				
7- 5	0- 0	0- 0	HOME	0- 0	0- 0	7- 5				
3- 11	0- 1	0- 0	AWAY	0- 1	0- 0	3- 9				
2- 1	0- 0	0- 0	NEUTRAL	0- 0	0- 0	2- 1				
2- 6	0- 1	0- 0	NON-CONFERENCE	0- 1	0- 0	2- 4				
1- 2	0- 0	0- 0	HOME	0- 0	0- 0	1- 2				
1- 4	0- 1	0- 0	AWAY	0- 1	0- 0	1- 2				
0- 0	0- 0	0- 0	NEUTRAL	0- 0	0- 0	0- 0				
10- 11	0- 0	0- 0	CONFERENCE	0- 0	0- 0	10- 11				
6- 3	0- 0	0- 0	HOME	0- 0	0- 0	6- 3				
2- 7	0- 0	0- 0	AWAY	0- 0	0- 0	2- 7				
2- 1	0- 0	0- 0	NEUTRAL	0- 0	0- 0	2- 1				

RPI S	Opponent	Score	RPI S	Opponent	Score	RPI S	Opponent	Score	RPI S	Opponent	Score	Team's RPI: 291
25	A Georgia	48 75				67	A Syracuse	66 74	166	H Alabama	72 67	
									190	A Southern U.	39 55	
									190	H Southern U.	41 44	
									190	N Southern U.	47 60	
									201	H Florida A&M	59 61	
									236	A Prairie View	71 77	
									236	H Prairie View	50 69	
									236	N Prairie View	50 48	
									250	A North Florida	58 54	
									259	A Alabama A&M	63 73	
									259	H Alabama A&M	50 60	
									259	N Alabama A&M	61 53	
									271	A Texas Southern	49 54	
									271	H Texas Southern	56 42	
									297	A Grambling	47 48	
									297	H Grambling	54 43	
									298	A Ark.-Pine Bluff	55 70	
									298	H Ark.-Pine Bluff	61 58	
									299	A Alcorn St.	54 68	
									299	H Alcorn St.	63 53	
									313	A Mississippi Val.	65 63	
									313	H Mississippi Val.	48 46	
									322	A Colgate	57 66	
									330	A Savannah St.	36 45	
									330	H Savannah St.	49 50	
									338	A Jackson St.	58 45	
LAST 12 Division I GAMES:												
			190	N Southern U.	47 60		271	A Texas Southern	49 54			
			259	N Alabama A&M	61 53		190	H Southern U.	41 44			
			236	N Prairie View	50 48		299	H Alcorn St.	63 53			
			338	H Jackson St.	72 45		259	A Alabama A&M	63 73			
			297	H Grambling	54 43		298	A Ark.-Pine Bluff	55 70			
			236	A Prairie View	71 77		313	A Mississippi Val.	65 63			

Non-Div I Games: Mobile 63 50

Alabama St.

■ Loss,
 ■ Non-Conf,
 ■ S Site,
 ■ Home
 ■ A Away
 N Neutral

RPI	S	Opponent	Score
338	H	Jackson St.	72 45

Alabama St.

Albany (NY)

Through Games Of Sunday, March 14, 2010

Average RPI Win:	272	WON-LOST	WINNING	LAST 12	STRENGTH OF	OPP. STRENGTH	TEAM	ADJ.	CONF.	ADJ CONF.
Average RPI Loss:	158	RECORD	PCT. RANK	GAMES	SCHEDULE	OF SCHEDULE	RPI	RPI	RPI	RPI
DIV. I ONLY	11- 19	251	4- 8	279	197	266	268	14	14	
DIV. I NON-CONF.	7- 6	153	0- 0	320	310	245	250	14	14	
TOTALS	RPI 1-25	RPI 26-50	W-L RECORDS	RPI 51-100	RPI 101-150	RPI 150+				
11- 19	0- 1	0- 5	OVERALL	0- 0	0- 3	11- 10				
7- 7	0- 0	0- 2	HOME	0- 0	0- 1	7- 4				
4- 11	0- 1	0- 2	AWAY	0- 0	0- 2	4- 6				
0- 1	0- 0	0- 1	NEUTRAL	0- 0	0- 0	0- 0				
7- 6	0- 1	0- 0	NON-CONFERENCE	0- 0	0- 1	7- 4				
5- 1	0- 0	0- 0	HOME	0- 0	0- 0	5- 1				
2- 5	0- 1	0- 0	AWAY	0- 0	0- 1	2- 3				
0- 0	0- 0	0- 0	NEUTRAL	0- 0	0- 0	0- 0				
4- 13	0- 0	0- 5	CONFERENCE	0- 0	0- 2	4- 6				
2- 6	0- 0	0- 2	HOME	0- 0	0- 1	2- 3				
2- 6	0- 0	0- 2	AWAY	0- 0	0- 1	2- 3				
0- 1	0- 0	0- 1	NEUTRAL	0- 0	0- 0	0- 0				

RPI 1-25				RPI 26-50				RPI 51-100				RPI 101+ Team's RPI: 268			
RPI	S	Opponent	Score	RPI	S	Opponent	Score	RPI	S	Opponent	Score	RPI	S	Opponent	Score
4	A	Nebraska	41 88	27	A	Hartford	36 59					120	A	Hofstra	49 62
				27	H	Hartford	57 63					132	A	Boston U.	56 71
				39	A	Vermont	47 92					132	H	Boston U.	65 69
				39	H	Vermont	63 72					175	H	Fairfield	63 52
				39	N	Vermont	36 61					198	A	UMBC	40 51
												198	H	UMBC	57 62
												225	A	Binghamton	60 65
												225	H	Binghamton	65 51
												231	A	Stony Brook	37 46
												231	H	Stony Brook	59 52
												243	H	Rhode Island	60 65
												258	A	Canisius	41 52
												260	A	Siena	61 65
												266	A	Maine	62 57
												266	H	Maine	58 61
												267	A	Brown	64 55
												275	A	New Hampshire	64 62
												275	H	New Hampshire	77 87
												287	H	Wagner	63 56
												294	A	Fordham	56 76
LAST 12 Division I GAMES:															
				39	N	Vermont	36 61	132	H	Boston U.	65 69	302	H	Army	53 49
				266	A	Maine	62 57	231	H	Stony Brook	59 52	307	H	Cornell	80 55
				27	H	Hartford	57 63	39	H	Vermont	63 72	318	A	NJIT	52 49
				275	A	New Hampshire	64 62	225	A	Binghamton	60 65	340	H	St. Francis (NY)	70 49
				198	A	UMBC	40 51	266	H	Maine	58 61				
				225	H	Binghamton	65 51	27	A	Hartford	36 59				

Non-Div I Games:

Albany (NY)

Loss, Non-Conf, S Site, H Home A Away N Neutral

Average RPI Win: 288	WON-LOST	WINNING	LAST 12	STRENGTH OF	OPP. STRENGTH	TEAM	ADJ.	CONF.	ADJ CONF.
Average RPI Loss: 199	RECORD	PCT. RANK	GAMES	SCHEDULE	OF SCHEDULE	RPI	RPI	RPI	RPI
DIV. I ONLY	8- 20	291	4- 8	240	325	299	299	32	32
DIV. I NON-CONF.	0- 9	339	0- 0	57	79	295	290	32	32
TOTALS	RPI 1-25	RPI 26-50	W-L RECORDS	RPI 51-100	RPI 101-150	RPI 150+			
8- 20	0- 1	0- 1	OVERALL	0- 0	0- 5	8- 13			
7- 3	0- 0	0- 0	HOME	0- 0	0- 1	7- 2			
1- 15	0- 1	0- 1	AWAY	0- 0	0- 3	1- 10			
0- 2	0- 0	0- 0	NEUTRAL	0- 0	0- 1	0- 1			
0- 9	0- 1	0- 1	NON-CONFERENCE	0- 0	0- 5	0- 2			
0- 1	0- 0	0- 0	HOME	0- 0	0- 1	0- 0			
0- 7	0- 1	0- 1	AWAY	0- 0	0- 3	0- 2			
0- 1	0- 0	0- 0	NEUTRAL	0- 0	0- 1	0- 0			
8- 11	0- 0	0- 0	CONFERENCE	0- 0	0- 0	8- 11			
7- 2	0- 0	0- 0	HOME	0- 0	0- 0	7- 2			
1- 8	0- 0	0- 0	AWAY	0- 0	0- 0	1- 8			
0- 1	0- 0	0- 0	NEUTRAL	0- 0	0- 0	0- 1			

RPI 1-25				RPI 26-50				RPI 51-100				RPI 101+ Team's RPI: 299					
RPI	S	Opponent	Score	RPI	S	Opponent	Score	RPI	S	Opponent	Score	RPI	S	Opponent	Score		
14	A	Florida St.	50 78	45	A	Mississippi St.	67 108					107	A	Lamar	62 94		
												107	H	Lamar	61 77		
												116	N	Arkansas	78 87		
												136	A	UAB	62 76		
												139	A	UTEP	43 78		
												153	A	New Mexico St.	54 76		
												190	A	Southern U.	43 70		
												190	H	Southern U.	61 74		
												226	A	Southern Miss.	53 69		
												236	A	Prairie View	47 76		
												236	H	Prairie View	72 66		
												259	A	Alabama A&M	70 78		
												259	H	Alabama A&M	59 45		
												259	N	Alabama A&M	63 66		
												271	A	Texas Southern	57 70		
												271	H	Texas Southern	74 69		
												291	A	Alabama St.	53 63		
												291	H	Alabama St.	68 54		
												297	A	Grambling	74 82		
												297	H	Grambling	65 60		
LAST 12 Division I GAMES:																	
		259	N	Alabama A&M	63 66			298	H	Ark.-Pine Bluff	84 67			298	A	Ark.-Pine Bluff	58 78
		236	H	Prairie View	72 66			313	H	Mississippi Val.	56 66			298	H	Ark.-Pine Bluff	84 67
		271	H	Texas Southern	74 69			297	A	Grambling	74 82			313	A	Mississippi Val.	52 51
		190	H	Southern U.	61 74			338	A	Jackson St.	45 49			313	H	Mississippi Val.	56 66
		259	A	Alabama A&M	70 78			190	A	Southern U.	43 70			338	A	Jackson St.	45 49
		291	A	Alabama St.	53 63			338	H	Jackson St.	60 41			338	H	Jackson St.	60 41

Non-Div I Games:

Alcorn St.

■ Loss,
 ■ Non-Conf,
 ■ S Site,
 ■ Home
 ■ A Away
 N Neutral

Average RPI Win: 261		WON-LOST	WINNING	LAST 12	STRENGTH OF		OPP. STRENGTH	TEAM	ADJ.	CONF.	ADJ CONF.
Average RPI Loss: 106		RECORD	PCT. RANK	GAMES	SCHEDULE		OF SCHEDULE	RPI	RPI	RPI	RPI
DIV. I ONLY		22- 9	50	10- 2	171		295	108	109	24	24
DIV. I NON-CONF.		7- 7	160	0- 0	127		285	148	149	27	27
TOTALS		RPI 1-25	RPI 26-50	W-L RECORDS		RPI 51-100	RPI 101-150	RPI 150+			
22- 9	0- 0	0- 1		OVERALL		1- 4	0- 2	21- 2			
11- 2	0- 0	0- 1		HOME		1- 1	0- 0	10- 0			
8- 6	0- 0	0- 0		AWAY		0- 3	0- 2	8- 1			
3- 1	0- 0	0- 0		NEUTRAL		0- 0	0- 0	3- 1			
7- 7	0- 0	0- 1		NON-CONFERENCE		0- 2	0- 2	7- 2			
4- 2	0- 0	0- 1		HOME		0- 1	0- 0	4- 0			
2- 4	0- 0	0- 0		AWAY		0- 1	0- 2	2- 1			
1- 1	0- 0	0- 0		NEUTRAL		0- 0	0- 0	1- 1			
15- 2	0- 0	0- 0		CONFERENCE		1- 2	0- 0	14- 0			
7- 0	0- 0	0- 0		HOME		1- 0	0- 0	6- 0			
6- 2	0- 0	0- 0		AWAY		0- 2	0- 0	6- 0			
2- 0	0- 0	0- 0		NEUTRAL		0- 0	0- 0	2- 0			

[illegible]

Non-Div I Games:

American

■ Loss, ■ Non-Conf, S Site, H Home A Away N Neutral

Average RPI Win: 228		WON-LOST	WINNING	LAST 12	STRENGTH OF	OPP. STRENGTH	TEAM	ADJ.	CONF.	ADJ CONF.
Average RPI Loss: 120		RECORD	PCT. RANK	GAMES	SCHEDULE	OF SCHEDULE	RPI	RPI	RPI	RPI
DIV. I ONLY		19- 12	94	9- 3	156	210	126	126	19	20
DIV. I NON-CONF.		4- 5	198	0- 0	37	116	118	115	19	19
TOTALS	RPI 1-25	RPI 26-50		W-L RECORDS		RPI 51-100	RPI 101-150	RPI 150+		
19- 12	0- 0	0- 1		OVERALL		1- 5	3- 5	15- 1		
8- 6	0- 0	0- 0		HOME		1- 2	1- 3	6- 1		
9- 5	0- 0	0- 1		AWAY		0- 3	2- 1	7- 0		
2- 1	0- 0	0- 0		NEUTRAL		0- 0	0- 1	2- 0		
4- 5	0- 0	0- 1		NON-CONFERENCE		1- 3	0- 1	3- 0		
2- 2	0- 0	0- 0		HOME		1- 1	0- 1	1- 0		
1- 3	0- 0	0- 1		AWAY		0- 2	0- 0	1- 0		
1- 0	0- 0	0- 0		NEUTRAL		0- 0	0- 0	1- 0		
15- 7	0- 0	0- 0		CONFERENCE		0- 2	3- 4	12- 1		
6- 4	0- 0	0- 0		HOME		0- 1	1- 2	5- 1		
8- 2	0- 0	0- 0		AWAY		0- 1	2- 1	6- 0		
1- 1	0- 0	0- 0		NEUTRAL		0- 0	0- 1	1- 0		

RPI 1-25			
RPI	S	Opponent	Score
RPI 26-50			
RPI	S	Opponent	Score
47	A	Bowling Green	68 89
RPI 51-100			
RPI	S	Opponent	Score
60	A	Gardner-Webb	58 70
75	A	Chattanooga	56 59
75	H	Chattanooga	53 60
84	H	Richmond	56 78
87	H	East Tenn. St.	92 87
96	A	Pittsburgh	56 63
RPI 101+			
RPI	S	Opponent	Score
119	H	Charlotte	57 74
129	A	Col. of Charleston	66 63
129	H	Col. of Charleston	70 54
143	A	Samford	66 55
143	H	Samford	65 71
143	N	Samford	53 66
146	A	Ga. Southern	73 77
146	H	Ga. Southern	68 73
180	A	Marshall	63 58
189	A	Davidson	68 59
189	H	Davidson	72 61
219	H	George Mason	74 54
241	N	Miami (OH)	79 76
248	A	UNC Greensboro	72 57
248	H	UNC Greensboro	67 49
272	A	Western Caro.	53 52
272	H	Western Caro.	73 59
288	A	Wofford	62 54
288	H	Wofford	76 62
292	A	Elon	73 54
292	H	Elon	85 66
310	A	Furman	58 53
310	H	Furman	56 73
310	N	Furman	71 53
LAST 12 Division I GAMES:			
143	N	Samford	53 66
310	N	Furman	71 53
146	A	Ga. Southern	73 77
288	H	Wofford	76 62
129	H	Col. of Charleston	70 54
248	H	UNC Greensboro	67 49
143	A	Samford	66 55
75	A	Chattanooga	56 59
272	H	Western Caro.	73 59
292	A	Elon	73 54
310	A	Furman	58 53
288	A	Wofford	62 54

Non-Div I Games:

Appalachian St.

■ Loss, ■ Non-Conf, S Site, H Home A Away N Neutral

Average RPI Win:	186	WON-LOST	WINNING	LAST 12	STRENGTH OF	OPP. STRENGTH	TEAM	ADJ.	CONF.	ADJ CONF.
Average RPI Loss:	55	RECORD	PCT. RANK	GAMES	SCHEDULE	OF SCHEDULE	RPI	RPI	RPI	RPI
DIV. I ONLY	14- 17	197	5- 7	77	60	127	124	6	6	
DIV. I NON-CONF.	7- 4	104	1- 0	132	147	99	96	6	6	
TOTALS	RPI 1-25	RPI 26-50	W-L RECORDS	RPI 51-100	RPI 101-150	RPI 150+				
14- 17	0- 5	0- 3	OVERALL	2- 7	2- 1	10- 1				
8- 6	0- 2	0- 1	HOME	2- 3	2- 0	4- 0				
4- 10	0- 2	0- 2	AWAY	0- 4	0- 1	4- 1				
2- 1	0- 1	0- 0	NEUTRAL	0- 0	0- 0	2- 0				
7- 4	0- 0	0- 1	NON-CONFERENCE	1- 2	1- 0	5- 1				
4- 1	0- 0	0- 0	HOME	1- 1	1- 0	2- 0				
2- 3	0- 0	0- 1	AWAY	0- 1	0- 0	2- 1				
1- 0	0- 0	0- 0	NEUTRAL	0- 0	0- 0	1- 0				
7- 13	0- 5	0- 2	CONFERENCE	1- 5	1- 1	5- 0				
4- 5	0- 2	0- 1	HOME	1- 2	1- 0	2- 0				
2- 7	0- 2	0- 1	AWAY	0- 3	0- 1	2- 0				
1- 1	0- 1	0- 0	NEUTRAL	0- 0	0- 0	1- 0				

RPI	S	Opponent	Score	RPI	S	Opponent	Score	RPI	S	Opponent	Score	RPI	S	Opponent	Score	Team's RPI: 124
2	A	Stanford	62 83	32	A	Georgia Tech	48 70	52	A	San Diego St.	38 57	127	H	Nevada	84 57	
2	H	Stanford	48 75	36	A	Southern California	53 55	59	A	California	53 73	145	A	Washington	59 69	
2	N	Stanford	52 72	36	H	Southern California	78 81	59	H	California	52 58	145	H	Washington	80 50	
22	A	UCLA	61 70					66	A	Arizona St.	49 57	163	A	UC Riverside	53 65	
22	H	UCLA	58 67					66	H	Arizona St.	67 73	169	A	Iona	75 70	
								74	H	New Mexico	61 81	179	A	Washington St.	67 60	
								77	H	Mississippi	65 59	179	H	Washington St.	73 66	
								100	A	Oregon	74 92	179	N	Washington St.	62 60	
								100	H	Oregon	119 112	185	A	San Diego	65 55	
												215	A	Oregon St.	60 55	
												215	H	Oregon St.	62 53	
												241	N	Miami (OH)	91 67	
												259	H	Alabama A&M	86 50	
												335	H	Cal St. Northridge	73 50	
LAST 12 Division I GAMES:																
		2 N Stanford	52 72			66 A Arizona St.	49 57									
		179 N Washington St.	62 60			335 H Cal St. Northridge	73 50									
		22 A UCLA	61 70			215 A Oregon St.	60 55									
		36 A Southern California	53 55			100 A Oregon	74 92									
		2 H Stanford	48 75			145 H Washington	80 50									
		59 H California	52 58			179 H Washington St.	73 66									

Non-Div I Games:

Arizona

■ Loss,
 ■ Non-Conf, S Site,
 ■ Home
 ■ Away
 N Neutral

Average RPI Win:	153	WON-LOST	WINNING	LAST 12	STRENGTH OF	OPP. STRENGTH	TEAM	ADJ.	CONF.	ADJ CONF.
Average RPI Loss:	49	RECORD	PCT. RANK	GAMES	SCHEDULE	OF SCHEDULE	RPI	RPI	RPI	RPI
DIV. I ONLY	17- 13	117	5- 7	49	55	64	66	6	6	
DIV. I NON-CONF.	8- 3	69	0- 0	20	60	28	30	6	6	
TOTALS	RPI 1-25	RPI 26-50	W-L RECORDS	RPI 51-100	RPI 101-150	RPI 150+				
17- 13	0- 7	0- 2	OVERALL	5- 2	4- 1	8- 1				
10- 4	0- 2	0- 1	HOME	3- 0	3- 0	4- 1				
6- 6	0- 3	0- 1	AWAY	1- 1	1- 1	4- 0				
1- 3	0- 2	0- 0	NEUTRAL	1- 1	0- 0	0- 0				
8- 3	0- 3	0- 0	NON-CONFERENCE	2- 0	1- 0	5- 0				
5- 0	0- 0	0- 0	HOME	1- 0	1- 0	3- 0				
2- 1	0- 1	0- 0	AWAY	0- 0	0- 0	2- 0				
1- 2	0- 2	0- 0	NEUTRAL	1- 0	0- 0	0- 0				
9- 10	0- 4	0- 2	CONFERENCE	3- 2	3- 1	3- 1				
5- 4	0- 2	0- 1	HOME	2- 0	2- 0	1- 1				
4- 5	0- 2	0- 1	AWAY	1- 1	1- 1	2- 0				
0- 1	0- 0	0- 0	NEUTRAL	0- 1	0- 0	0- 0				

RPI S	Opponent	Score	RPI S	Opponent	Score	RPI S	Opponent	Score	RPI S	Opponent	Score
2	A Stanford	48 71	36	A Southern California	52 62	59	A California	63 61	105	H South Dakota St.	73 64
2	H Stanford	43 62	36	H Southern California	56 60	59	H California	57 50	124	A Arizona	73 67
6	N Texas A&M	62 72				59	N California	50 60	124	H Arizona	57 49
11	A Xavier	46 59				86	H Pepperdine	62 52	145	A Washington	56 62
15	N Baylor	66 70				87	N East Tenn. St.	80 67	145	H Washington	67 61
22	A UCLA	59 63				100	A Oregon	81 82	179	A Washington St.	64 59
22	H UCLA	56 74				100	H Oregon	73 68	179	H Washington St.	62 66
									186	H Idaho St.	65 56
									188	A Hawaii	65 53
									203	A Yale	82 46
									209	H North Dakota	67 43
									215	A Oregon St.	62 49
									215	H Oregon St.	56 47
									310	H Furman	74 37
LAST 12 Division I GAMES:											
59	N California	50 60	100	A Oregon	81 82						
36	A Southern California	52 62	215	A Oregon St.	62 49						
22	A UCLA	59 63	179	H Washington St.	62 66						
59	H California	57 50	145	H Washington	67 61						
2	H Stanford	43 62	59	A California	63 61						
124	H Arizona	57 49	2	A Stanford	48 71						

Non-Div I Games:

Arizona St.

Loss, Non-Conf, S Site, H Home A Away N Neutral

THROUGH GAMES OF SUNDAY, MARCH 17, 2019										
Average RPI Win:	289	WON-LOST	WINNING	LAST 12	STRENGTH OF	OPP. STRENGTH	TEAM	ADJ.	CONF.	ADJ CONF.
Average RPI Loss:	188	RECORD	PCT. RANK	GAMES	SCHEDULE	OF SCHEDULE	RPI	RPI	RPI	RPI
DIV. I ONLY	8- 22	297	5- 7	223	291	298	298	32	32	
DIV. I NON-CONF.	1- 10	329	0- 0	82	29	262	260	32	32	

TOTALS	RPI 1-25	RPI 26-50		W-L RECORDS		RPI 51-100	RPI 101-150	RPI 150+		
8- 22	0- 2	0- 2		OVERALL		0- 2	0- 1	8- 15		
6- 3	0- 0	0- 0		HOME		0- 0	0- 0	6- 3		
2- 17	0- 2	0- 2		AWAY		0- 2	0- 1	2- 10		
0- 2	0- 0	0- 0		NEUTRAL		0- 0	0- 0	0- 2		
1- 10	0- 2	0- 2		NON-CONFERENCE		0- 2	0- 1	1- 3		
0- 0	0- 0	0- 0		HOME		0- 0	0- 0	0- 0		
1- 10	0- 2	0- 2		AWAY		0- 2	0- 1	1- 3		
0- 0	0- 0	0- 0		NEUTRAL		0- 0	0- 0	0- 0		
7- 12	0- 0	0- 0		CONFERENCE		0- 0	0- 0	7- 12		
6- 3	0- 0	0- 0		HOME		0- 0	0- 0	6- 3		
1- 7	0- 0	0- 0		AWAY		0- 0	0- 0	1- 7		
0- 2	0- 0	0- 0		NEUTRAL		0- 0	0- 0	0- 2		

RPI 1-25					
RPI	S	Opponent	Score		
7	A	Notre Dame	57	102	
13	A	Texas	53	114	
RPI 26-50					
RPI	S	Opponent	Score		
26	A	Iowa St.	64	80	
45	A	Mississippi St.	48	106	
RPI 51-100					
RPI	S	Opponent	Score		
58	A	Texas Tech	57	97	
77	A	Mississippi	56	98	
Team's RPI: 298					
RPI 101+					
RPI	S	Opponent	Score		
110	A	Missouri	50	81	
156	A	Wichita St.	56	68	
190	A	Southern U.	50	67	
190	H	Southern U.	53	60	
190	N	Southern U.	60	64	
213	A	Arkansas St.	58	72	
236	A	Prairie View	80	87	
236	H	Prairie View	72	59	
255	A	Northwestern St.	74	76	
259	A	Alabama A&M	75	59	
259	H	Alabama A&M	55	57	
271	A	Texas Southern	82	90	
271	H	Texas Southern	68	60	
291	A	Alabama St.	58	61	
291	H	Alabama St.	70	55	
297	A	Grambling	44	54	
297	H	Grambling	59	61	
299	A	Alcorn St.	67	84	
299	H	Alcorn St.	78	58	
305	A	Tex.-Pan American	69	58	
313	H	Mississippi Val.	91	72	
313	N	Mississippi Val.	68	80	
338	A	Jackson St.	64	67	
338	H	Jackson St.	65	46	
LAST 12 Division I GAMES:					
190	N	Southern U.	60	64	
313	H	Mississippi Val.	91	72	
338	A	Jackson St.	64	67	
297	A	Grambling	44	54	
271	H	Texas Southern	68	60	
236	H	Prairie View	72	59	
299	A	Alcorn St.	67	84	
190	A	Southern U.	50	67	
291	H	Alabama St.	70	55	
259	H	Alabama A&M	55	57	
338	H	Jackson St.	65	46	
297	H	Grambling	59	61	

Non-Div I Games:

Ark.-Pine Bluff

Loss, Non-Conf, S Site, H Home A Away N Neutral

Arkansas

Through Games Of Sunday, March 14, 2010

Average RPI Win:	146	WON-LOST	WINNING	LAST 12	STRENGTH OF	OPP. STRENGTH	TEAM	ADJ.	CONF.	ADJ CONF.
Average RPI Loss:	52	RECORD	PCT. RANK	GAMES	SCHEDULE	OF SCHEDULE	RPI	RPI	RPI	RPI
DIV. I ONLY	12- 18	231	4- 8	32	45	117	116	4	4	
DIV. I NON-CONF.	8- 5	115	0- 0	83	69	82	82	3	3	
TOTALS	RPI 1-25	RPI 26-50	W-L RECORDS	RPI 51-100	RPI 101-150	RPI 150+				
12- 18	0- 8	0- 4	OVERALL	6- 4	1- 0	5- 2				
5- 7	0- 3	0- 2	HOME	3- 1	0- 0	2- 1				
3- 8	0- 4	0- 1	AWAY	2- 3	0- 0	1- 0				
4- 3	0- 1	0- 1	NEUTRAL	1- 0	1- 0	2- 1				
8- 5	0- 1	0- 1	NON-CONFERENCE	3- 2	1- 0	4- 1				
4- 0	0- 0	0- 0	HOME	2- 0	0- 0	2- 0				
0- 3	0- 1	0- 0	AWAY	0- 2	0- 0	0- 0				
4- 2	0- 0	0- 1	NEUTRAL	1- 0	1- 0	2- 1				
4- 13	0- 7	0- 3	CONFERENCE	3- 2	0- 0	1- 1				
1- 7	0- 3	0- 2	HOME	1- 1	0- 0	0- 1				
3- 5	0- 3	0- 1	AWAY	2- 1	0- 0	1- 0				
0- 1	0- 1	0- 0	NEUTRAL	0- 0	0- 0	0- 0				

RPI	S	Opponent	Score	RPI	S	Opponent	Score	RPI	S	Opponent	Score	RPI	S	Opponent	Score	Team's RPI: 116
3	A	Tennessee	57 74	29	A	LSU	53 70	53	A	South Carolina	72 68	108	N	VCU	68 58	
8	A	Oklahoma	86 87	29	H	LSU	38 65	68	A	SMU	71 76	165	N	UTSA	55 71	
19	A	Kentucky	52 69	31	N	DePaul	45 46	69	A	Auburn	73 58	166	A	Alabama	66 62	
19	H	Kentucky	57 71	45	H	Mississippi St.	60 78	77	A	Mississippi	71 86	166	H	Alabama	58 69	
21	H	Vanderbilt	61 67					77	H	Mississippi	67 59	169	N	Iona	66 60	
21	N	Vanderbilt	64 65					82	N	Western Ky.	69 51	246	H	Sam Houston St.	106 78	
25	A	Georgia	48 69					85	H	Florida	53 59	299	N	Alcorn St.	87 78	
25	H	Georgia	63 73					87	H	East Tenn. St.	95 78	311	H	Coppin St.	72 51	
								89	H	Kansas St.	60 58					
								97	A	Northwestern	55 67					
LAST 12 Division I GAMES:																
21	N	Vanderbilt	64 65	69	A	Auburn	73 58									
25	A	Georgia	48 69	19	H	Kentucky	57 71									
29	A	LSU	53 70	3	A	Tennessee	57 74									
166	H	Alabama	58 69	21	H	Vanderbilt	61 67									
77	H	Mississippi	67 59	166	A	Alabama	66 62									
53	A	South Carolina	72 68	19	A	Kentucky	52 69									

Non-Div I Games:

Arkansas

■ Loss,
■ Non-Conf,
■ S Site,
■ H Home
■ A Away
N Neutral

Average RPI Win:	246	WON-LOST	WINNING	LAST 12	STRENGTH OF	OPP. STRENGTH	TEAM	ADJ.	CONF.	ADJ CONF.
Average RPI Loss:	127	RECORD	PCT. RANK	GAMES	SCHEDULE	OF SCHEDULE	RPI	RPI	RPI	RPI
DIV. I ONLY	13- 18	217	6- 6	189	169	215	213	15	15	
DIV. I NON-CONF.	5- 6	184	0- 0	272	115	220	221	16	16	
TOTALS	RPI 1-25	RPI 26-50	W-L RECORDS	RPI 51-100	RPI 101-150	RPI 150+				
13- 18	0- 1	0- 0	OVERALL	1- 7	0- 2	12- 8				
8- 6	0- 1	0- 0	HOME	0- 3	0- 1	8- 1				
4- 10	0- 0	0- 0	AWAY	1- 3	0- 0	3- 7				
1- 2	0- 0	0- 0	NEUTRAL	0- 1	0- 1	1- 0				
5- 6	0- 0	0- 0	NON-CONFERENCE	1- 2	0- 2	4- 2				
3- 2	0- 0	0- 0	HOME	0- 1	0- 1	3- 0				
2- 3	0- 0	0- 0	AWAY	1- 1	0- 0	1- 2				
0- 1	0- 0	0- 0	NEUTRAL	0- 0	0- 1	0- 0				
8- 12	0- 1	0- 0	CONFERENCE	0- 5	0- 0	8- 6				
5- 4	0- 1	0- 0	HOME	0- 2	0- 0	5- 1				
2- 7	0- 0	0- 0	AWAY	0- 2	0- 0	2- 5				
1- 1	0- 0	0- 0	NEUTRAL	0- 1	0- 0	1- 0				

RPI 1-25			RPI 26-50			RPI 51-100			RPI 101+ Team's RPI: 213		
RPI	S	Opponent	Score	RPI	S	Opponent	Score	RPI	S	Opponent	Score
23	H	Middle Tenn.	65 75					56	A	UALR	48 79
								56	H	UALR	49 75
								56	N	UALR	60 73
								65	A	Creighton	54 77
								76	H	Louisiana Tech	59 71
								82	A	Western Ky.	78 83
								82	H	Western Ky.	74 83
								89	A	Kansas St.	80 79

Non-Div I Games:

Arkansas St.

■ Loss,
■ Non-Conf,
■ S Site,
■ H Home
■ A Away
N Neutral

Average RPI Win: 301	WON-LOST	WINNING	LAST 12	STRENGTH OF	OPP. STRENGTH	TEAM	ADJ.	CONF.	ADJ CONF.
Average RPI Loss: 184	RECORD	PCT. RANK	GAMES	SCHEDULE	OF SCHEDULE	RPI	RPI	RPI	RPI
DIV. I ONLY	10- 18	260	3- 9	328	225	303	302	24	24
DIV. I NON-CONF.	5- 8	220	0- 0	334	181	306	303	27	27
TOTALS	RPI 1-25	RPI 26-50	W-L RECORDS	RPI 51-100	RPI 101-150	RPI 150+			
10- 18	0- 1	0- 1	OVERALL	0- 2	0- 3	10- 11			
7- 6	0- 1	0- 0	HOME	0- 1	0- 1	7- 3			
3- 12	0- 0	0- 1	AWAY	0- 1	0- 2	3- 8			
0- 0	0- 0	0- 0	NEUTRAL	0- 0	0- 0	0- 0			
5- 8	0- 1	0- 1	NON-CONFERENCE	0- 0	0- 1	5- 5			
4- 2	0- 1	0- 0	HOME	0- 0	0- 0	4- 1			
1- 6	0- 0	0- 1	AWAY	0- 0	0- 1	1- 4			
0- 0	0- 0	0- 0	NEUTRAL	0- 0	0- 0	0- 0			
5- 10	0- 0	0- 0	CONFERENCE	0- 2	0- 2	5- 6			
3- 4	0- 0	0- 0	HOME	0- 1	0- 1	3- 2			
2- 6	0- 0	0- 0	AWAY	0- 1	0- 1	2- 4			
0- 0	0- 0	0- 0	NEUTRAL	0- 0	0- 0	0- 0			

RPI 1-25				RPI 26-50				RPI 51-100				RPI 101+ Team's RPI: 302			
RPI	S	Opponent	Score	RPI	S	Opponent	Score	RPI	S	Opponent	Score	RPI	S	Opponent	Score
8	H	Oklahoma	46 59	32	A	Georgia Tech	47 76	62	A	Lehigh	40 70	109	A	American	49 64
								62	H	Lehigh	39 49	109	H	American	42 56
												147	A	Northeastern	45 77
												203	A	Yale	42 55
												204	A	Navy	53 64
												204	H	Navy	48 54
												214	H	Manhattan	52 65
												233	A	Loyola (MD)	48 63
												251	A	Troy	65 74
												262	A	Holy Cross	60 54
												262	A	Holy Cross	53 57
												262	H	Holy Cross	65 61
												268	A	Albany (NY)	49 53
												276	H	Fairleigh Dickinson	53 44
												287	H	Wagner	74 70
												296	A	Lafayette	52 54
												296	H	Lafayette	54 38
												316	H	Air Force	60 42
												320	A	Bucknell	49 37
												320	H	Bucknell	41 59
												322	A	Colgate	47 61
												322	H	Colgate	63 57
												328	H	Delaware St.	57 50
												340	A	St. Francis (NY)	68 56
LAST 12 Division I GAMES:															
262	A	Holy Cross	53 57	262	A	Holy Cross	60 54								
320	A	Bucknell	49 37	322	A	Colgate	47 61								
296	A	Lafayette	52 54	320	H	Bucknell	41 59								
204	H	Navy	48 54	296	H	Lafayette	54 38								
109	H	American	42 56	204	A	Navy	53 64								
62	H	Lehigh	39 49	109	A	American	49 64								

Non-Div I Games: Ramapo 58 42

Army

■ Loss,
 ■ Non-Conf, S Site,
 ■ Home
 ■ Away
 N Neutral

Average RPI Win: 144		WON-LOST	WINNING	LAST 12	STRENGTH OF		OPP. STRENGTH	TEAM	ADJ.	CONF.	ADJ CONF.
Average RPI Loss: 49		RECORD	PCT. RANK	GAMES	SCHEDULE		OF SCHEDULE	RPI	RPI	RPI	RPI
DIV. I ONLY		15- 16	174	4- 8	23		61	74	69	4	4
DIV. I NON-CONF.		9- 4	80	0- 0	22		176	42	42	3	3
TOTALS		RPI 1-25	RPI 26-50		W-L RECORDS		RPI 51-100	RPI 101-150		RPI 150+	
15- 16	2- 6	2- 3		OVERALL		2- 5	2- 1		7- 1		
8- 6	2- 2	0- 2		HOME		1- 1	1- 1		4- 0		
4- 9	0- 3	2- 1		AWAY		0- 4	1- 0		1- 1		
3- 1	0- 1	0- 0		NEUTRAL		1- 0	0- 0		2- 0		
9- 4	0- 2	0- 1		NON-CONFERENCE		1- 1	2- 0		6- 0		
5- 1	0- 1	0- 0		HOME		1- 0	1- 0		3- 0		
2- 3	0- 1	0- 1		AWAY		0- 1	1- 0		1- 0		
2- 0	0- 0	0- 0		NEUTRAL		0- 0	0- 0		2- 0		
6- 12	2- 4	2- 2		CONFERENCE		1- 4	0- 1		1- 1		
3- 5	2- 1	0- 2		HOME		0- 1	0- 1		1- 0		
2- 6	0- 2	2- 0		AWAY		0- 3	0- 0		0- 1		
1- 1	0- 1	0- 0		NEUTRAL		1- 0	0- 0		0- 0		

RPI	S	Opponent	Score	RPI	S	Opponent	Score	RPI	S	Opponent	Score	RPI	S	Opponent	Score
3	A	Tennessee	56 85	29	A	LSU	64 62	52	A	San Diego St.	55 66	116	H	Arkansas	58 73
6	H	Texas A&M	59 79	29	H	LSU	51 75	53	A	South Carolina	49 63	138	A	N.C. A&T	76 63
14	A	Florida St.	67 82	33	A	Temple	52 66	53	H	South Carolina	58 61	146	H	Ga. Southern	62 56
19	A	Kentucky	50 68	45	A	Mississippi St.	50 36	64	H	Liberty	70 64	166	A	Alabama	53 55
19	H	Kentucky	65 53	45	H	Mississippi St.	58 73	77	A	Mississippi	61 65	166	H	Alabama	74 62
19	N	Kentucky	54 65					85	A	Florida	68 71	196	A	South Ala.	71 50
21	H	Vanderbilt	60 61					85	N	Florida	74 61	201	N	Florida A&M	69 45
25	H	Georgia	67 53									244	H	George Washington	62 43
												251	H	Troy	70 65
												259	H	Alabama A&M	83 56
												286	N	Valparaiso	51 50
LAST 12 Division I GAMES:															
19	N	Kentucky	54 65	116	H	Arkansas	58 73								
85	N	Florida	74 61	166	A	Alabama	53 55								
19	H	Kentucky	65 53	53	H	South Carolina	58 61								
77	A	Mississippi	61 65	25	H	Georgia	67 53								
45	A	Mississippi St.	50 36	3	A	Tennessee	56 85								
29	H	LSU	51 75	19	A	Kentucky	50 68								

Non-Div I Games:

Auburn

■ Loss,
 ■ Non-Conf,
 ■ S Site,
 ■ H Home
 ■ A Away
 N Neutral

Average RPI Win:	268	WON-LOST	WINNING	LAST 12	STRENGTH OF	OPP. STRENGTH	TEAM	ADJ.	CONF.	ADJ CONF.
Average RPI Loss:	150	RECORD	PCT. RANK	GAMES	SCHEDULE	OF SCHEDULE	RPI	RPI	RPI	RPI
DIV. I ONLY	15- 17	181	8- 4	125	293	176	176	28	28	
DIV. I NON-CONF.	1- 10	329	0- 0	17	91	226	226	29	29	
TOTALS	RPI 1-25	RPI 26-50	W-L RECORDS	RPI 51-100	RPI 101-150	RPI 150+				
15- 17	0- 3	0- 1	OVERALL	0- 3	2- 2	13- 8				
9- 6	0- 1	0- 1	HOME	0- 2	1- 1	8- 1				
4- 10	0- 2	0- 0	AWAY	0- 1	0- 1	4- 6				
2- 1	0- 0	0- 0	NEUTRAL	0- 0	1- 0	1- 1				
1- 10	0- 3	0- 1	NON-CONFERENCE	0- 3	0- 1	1- 2				
0- 5	0- 1	0- 1	HOME	0- 2	0- 1	0- 0				
1- 4	0- 2	0- 0	AWAY	0- 1	0- 0	1- 1				
0- 1	0- 0	0- 0	NEUTRAL	0- 0	0- 0	0- 1				
14- 7	0- 0	0- 0	CONFERENCE	0- 0	2- 1	12- 6				
9- 1	0- 0	0- 0	HOME	0- 0	1- 0	8- 1				
3- 6	0- 0	0- 0	AWAY	0- 0	0- 1	3- 5				
2- 0	0- 0	0- 0	NEUTRAL	0- 0	1- 0	1- 0				

RPI 1-25				RPI 26-50				RPI 51-100				RPI 101+ Team's RPI: 176			
RPI	S	Opponent	Score	RPI	S	Opponent	Score	RPI	S	Opponent	Score	RPI	S	Opponent	Score
11	A	Xavier	41 87	37	H	James Madison	56 83	56	A	UALR	54 82	136	H	UAB	66 75
21	A	Vanderbilt	51 95					75	H	Chattanooga	66 76	148	A	Eastern Ill.	47 78
23	H	Middle Tenn.	73 84					96	H	Pittsburgh	75 76	148	H	Eastern Ill.	65 55
												148	N	Eastern Ill.	69 60
												161	A	Morehead St.	56 79
												161	H	Morehead St.	68 88
												161	N	Morehead St.	78 71
												251	A	Troy	41 71
												255	N	Northwestern St.	84 86
												264	A	Eastern Ky.	54 61
												264	H	Eastern Ky.	68 57
												270	A	Tennessee Tech	56 77
												270	H	Tennessee Tech	78 70
												270	H	Tennessee Tech	79 61
												281	A	Murray St.	76 72
												281	H	Murray St.	83 79
												285	A	UT Martin	70 79
												285	H	UT Martin	63 45
												301	A	Tennessee St.	57 68
												301	H	Tennessee St.	77 66
												315	A	Jacksonville St.	78 70
												315	H	Jacksonville St.	75 71
												324	A	Southeast Mo. St.	77 60
												324	H	Southeast Mo. St.	76 63
												331	A	Lipscomb	61 52
LAST 12 Division I GAMES:															

Non-Div I Games:

Austin Peay

■ Loss,
■ Non-Conf,
■ S Site,
■ H Home
■ A Away
N Neutral

Average RPI Win:	187	WON-LOST	WINNING	LAST 12	STRENGTH OF	OPP. STRENGTH	TEAM	ADJ.	CONF.	ADJ CONF.
Average RPI Loss:	106	RECORD	PCT. RANK	GAMES	SCHEDULE	OF SCHEDULE	RPI	RPI	RPI	RPI
DIV. I ONLY	20- 9	58	7- 5	198	105	103	106	7	7	
DIV. I NON-CONF.	9- 3	60	0- 0	321	262	149	150	7	7	
TOTALS	RPI 1-25	RPI 26-50	W-L RECORDS	RPI 51-100	RPI 101-150	RPI 150+				
20- 9	0- 0	1- 1	OVERALL	3- 5	4- 2	12- 1				
10- 2	0- 0	1- 0	HOME	2- 2	3- 0	4- 0				
8- 6	0- 0	0- 1	AWAY	1- 2	1- 2	6- 1				
2- 1	0- 0	0- 0	NEUTRAL	0- 1	0- 0	2- 0				
9- 3	0- 0	0- 0	NON-CONFERENCE	0- 1	1- 1	8- 1				
3- 1	0- 0	0- 0	HOME	0- 1	1- 0	2- 0				
4- 2	0- 0	0- 0	AWAY	0- 0	0- 1	4- 1				
2- 0	0- 0	0- 0	NEUTRAL	0- 0	0- 0	2- 0				
11- 6	0- 0	1- 1	CONFERENCE	3- 4	3- 1	4- 0				
7- 1	0- 0	1- 0	HOME	2- 1	2- 0	2- 0				
4- 4	0- 0	0- 1	AWAY	1- 2	1- 1	2- 0				
0- 1	0- 0	0- 0	NEUTRAL	0- 1	0- 0	0- 0				

RPI 1-25			RPI 26-50			RPI 51-100			RPI 101+			Team's RPI: 106
RPI	S	Opponent	Score	RPI	S	Opponent	Score	RPI	S	Opponent	Score	
42	A	TCU	40 64	42	H	TCU	70 65	52	A	San Diego St.	71 73	113 A Wyoming 54 69
								52	H	San Diego St.	73 63	113 H Wyoming 51 48
								52	N	San Diego St.	47 77	127 H Nevada 61 41
								71	A	Utah	69 52	145 A Washington 66 67
								71	H	Utah	54 37	149 A UNLV 71 61
								74	A	New Mexico	30 62	149 H UNLV 76 60
								74	H	New Mexico	57 60	170 H Portland 69 57
								89	H	Kansas St.	62 65	178 A Colorado St. 67 58
												178 H Colorado St. 72 54
												187 A Montana St. 79 54
												188 N Hawaii 81 44
												212 A Utah St. 61 48
												238 A Cal St. Fullerton 75 72
												306 N San Francisco 72 60
												316 A Air Force 78 53
												316 H Air Force 77 46
												317 A Weber St. 61 62
												334 A Southern Utah 72 39
												336 H Utah Valley 73 51
LAST 12 Division I GAMES:												
				52	N	San Diego St.	47 77	178	H	Colorado St.	72 54	
				42	H	TCU	70 65	316	A	Air Force	78 53	
				71	H	Utah	54 37	149	H	UNLV	76 60	
				74	A	New Mexico	30 62	42	A	TCU	40 64	
				52	A	San Diego St.	71 73	71	A	Utah	69 52	
				113	H	Wyoming	51 48	74	H	New Mexico	57 60	

Non-Div I Games:

BYU

■ Loss,
■ Non-Conf,
■ S Site,
■ H Home
■ A Away
N Neutral

Average RPI Win:	218	WON-LOST	WINNING	LAST 12	STRENGTH OF	OPP. STRENGTH	TEAM	ADJ.	CONF.	ADJ CONF.
Average RPI Loss:	135	RECORD	PCT. RANK	GAMES	SCHEDULE	OF SCHEDULE	RPI	RPI	RPI	RPI
DIV. I ONLY	14- 17	197	5- 7	152	168	179	177	16	16	
DIV. I NON-CONF.	6- 7	177	0- 0	160	187	170	167	15	15	
TOTALS	RPI 1-25	RPI 26-50	W-L RECORDS	RPI 51-100	RPI 101-150	RPI 150+				
14- 17	0- 0	1- 1	OVERALL	1- 7	1- 3	11- 6				
10- 5	0- 0	1- 1	HOME	1- 3	0- 0	8- 1				
4- 11	0- 0	0- 0	AWAY	0- 3	1- 3	3- 5				
0- 1	0- 0	0- 0	NEUTRAL	0- 1	0- 0	0- 0				
6- 7	0- 0	1- 0	NON-CONFERENCE	0- 3	1- 2	4- 2				
4- 2	0- 0	1- 0	HOME	0- 2	0- 0	3- 0				
2- 5	0- 0	0- 0	AWAY	0- 1	1- 2	1- 2				
0- 0	0- 0	0- 0	NEUTRAL	0- 0	0- 0	0- 0				
8- 10	0- 0	0- 1	CONFERENCE	1- 4	0- 1	7- 4				
6- 3	0- 0	0- 1	HOME	1- 1	0- 0	5- 1				
2- 6	0- 0	0- 0	AWAY	0- 2	0- 1	2- 3				
0- 1	0- 0	0- 0	NEUTRAL	0- 1	0- 0	0- 0				

RPI S	Opponent	Score	RPI S	Opponent	Score	RPI S	Opponent	Score	RPI S	Opponent	Score	Team's RPI: 177
47	H Bowling Green	76 80	54	A Michigan	67 87	101	A Butler	67 82				
50	H Illinois St.	86 80	61	A Toledo	48 62	110	A Missouri	55 66				
			61	H Toledo	73 69	112	A Duquesne	71 62				
			61	N Toledo	56 67	133	A Kent St.	63 72				
			70	H Green Bay	63 83	155	H Akron	64 66				
			82	H Western Ky.	58 61	197	A Central Mich.	80 87				
			90	A Eastern Mich.	54 64	197	H Central Mich.	77 74				
			90	H Eastern Mich.	57 63	209	A North Dakota	89 77				
						218	A North Dakota St.	57 65				
						241	A Miami (OH)	54 69				
						253	A Western Mich.	78 62				
						253	H Western Mich.	70 55				
						253	H Western Mich.	67 43				
						254	A Northern Ill.	64 62				
						254	H Northern Ill.	66 60				
						265	H SIU Edwardsville	64 40				
						283	A Ohio	59 62				
						283	H Buffalo	84 62				
						286	H Valparaiso	71 64				
						304	A Evansville	67 73				
						325	H Northern Ariz.	74 69				
LAST 12 Division I GAMES:												
61	N Toledo	56 67	90	H Eastern Mich.	57 63							
253	H Western Mich.	67 43	283	H Buffalo	84 62							
197	H Central Mich.	77 74	47	H Bowling Green	76 80							
61	A Toledo	48 62	241	A Miami (OH)	54 69							
254	H Northern Ill.	66 60	283	A Ohio	59 62							
253	A Western Mich.	78 62	155	H Akron	64 66							

Non-Div I Games:

Ball St.

■ Loss,
 ■ Non-Conf,
 ■ S Site,
 ■ H Home
 ■ A Away
 N Neutral

Average RPI Win:	119	WON-LOST	WINNING	LAST 12	STRENGTH OF	OPP. STRENGTH	TEAM	ADJ.	CONF.	ADJ CONF.
Average RPI Loss:	22	RECORD	PCT. RANK	GAMES	SCHEDULE	OF SCHEDULE	RPI	RPI	RPI	RPI
DIV. I ONLY	23- 9	45	8- 4	17	10	15	15	1	1	
DIV. I NON-CONF.	13- 1	7	0- 0	66	156	14	14	1	1	
TOTALS	RPI 1-25	RPI 26-50	W-L RECORDS	RPI 51-100	RPI 101-150	RPI 150+				
23- 9	4- 7	3- 1	OVERALL	6- 0	4- 1	6- 0				
15- 2	3- 2	1- 0	HOME	2- 0	3- 0	6- 0				
4- 6	1- 4	0- 1	AWAY	3- 0	0- 1	0- 0				
4- 1	0- 1	2- 0	NEUTRAL	1- 0	1- 0	0- 0				
13- 1	0- 1	2- 0	NON-CONFERENCE	3- 0	2- 0	6- 0				
9- 0	0- 0	0- 0	HOME	1- 0	2- 0	6- 0				
1- 1	0- 1	0- 0	AWAY	1- 0	0- 0	0- 0				
3- 0	0- 0	2- 0	NEUTRAL	1- 0	0- 0	0- 0				
10- 8	4- 6	1- 1	CONFERENCE	3- 0	2- 1	0- 0				
6- 2	3- 2	1- 0	HOME	1- 0	1- 0	0- 0				
3- 5	1- 3	0- 1	AWAY	2- 0	0- 1	0- 0				
1- 1	0- 1	0- 0	NEUTRAL	0- 0	1- 0	0- 0				

RPI	S	Opponent	Score	RPI	S	Opponent	Score	RPI	S	Opponent	Score	RPI	S	Opponent	Score
3	A	Tennessee	65 74	26	A	Iowa St.	45 69	58	A	Texas Tech	69 60	107	H	Lamar	87 65
4	H	Nebraska	56 65	30	N	Gonzaga	70 49	58	H	Texas Tech	65 48	110	A	Missouri	62 70
6	A	Texas A&M	65 63	44	H	Kansas	70 47	59	A	California	69 49	121	H	Colorado	76 42
6	H	Texas A&M	61 53	48	N	Boston College	68 55	66	N	Arizona St.	70 66	121	N	Colorado	72 65
8	A	Oklahoma	60 62					76	H	Louisiana Tech	77 67	140	H	Oral Roberts	101 76
8	H	Oklahoma	57 47					89	A	Kansas St.	65 47	171	H	Idaho	82 37
8	N	Oklahoma	54 59									270	H	Tennessee Tech	100 55
12	A	Oklahoma St.	65 78									300	H	La.-Lafayette	89 42
12	H	Oklahoma St.	80 69									305	H	Tex.-Pan American	100 46
13	A	Texas	50 61									315	H	Jacksonville St.	104 45
13	H	Texas	54 70									323	H	Texas St.	99 18
LAST 12 Division I GAMES:															
		8 N Oklahoma	54 59			12 H Oklahoma St.	80 69								
		121 N Colorado	72 65			58 H Texas Tech	65 48								
		13 H Texas	54 70			26 A Iowa St.	45 69								
		58 A Texas Tech	69 60			8 A Oklahoma	60 62								
		44 H Kansas	70 47			121 H Colorado	76 42								
		6 A Texas A&M	65 63			89 A Kansas St.	65 47								

Non-Div I Games:

Baylor

■ Loss,
 ■ Non-Conf, S Site,
 ■ Home
 ■ Away
 N Neutral

Belmont

Through Games Of Sunday, March 14, 2010

Average RPI Win:	259	WON-LOST	WINNING	LAST 12	STRENGTH OF	OPP. STRENGTH	TEAM	ADJ.	CONF.	ADJ CONF.
Average RPI Loss:	194	RECORD	PCT. RANK	GAMES	SCHEDULE	OF SCHEDULE	RPI	RPI	RPI	RPI
DIV. I ONLY	15- 15	165	6- 6	283	308	225	232	27	27	
DIV. I NON-CONF.	5- 7	203	0- 2	145	341	200	203	20	20	
TOTALS	RPI 1-25	RPI 26-50	W-L RECORDS	RPI 51-100	RPI 101-150	RPI 150+				
15- 15	0- 0	0- 0	OVERALL	0- 5	0- 0	15- 10				
7- 6	0- 0	0- 0	HOME	0- 2	0- 0	7- 4				
6- 7	0- 0	0- 0	AWAY	0- 2	0- 0	6- 5				
2- 2	0- 0	0- 0	NEUTRAL	0- 1	0- 0	2- 1				
5- 7	0- 0	0- 0	NON-CONFERENCE	0- 2	0- 0	5- 5				
3- 2	0- 0	0- 0	HOME	0- 1	0- 0	3- 1				
1- 4	0- 0	0- 0	AWAY	0- 1	0- 0	1- 3				
1- 1	0- 0	0- 0	NEUTRAL	0- 0	0- 0	1- 1				
10- 8	0- 0	0- 0	CONFERENCE	0- 3	0- 0	10- 5				
4- 4	0- 0	0- 0	HOME	0- 1	0- 0	4- 3				
5- 3	0- 0	0- 0	AWAY	0- 1	0- 0	5- 2				
1- 1	0- 0	0- 0	NEUTRAL	0- 1	0- 0	1- 0				

RPI S	Opponent	Score	RPI S	Opponent	Score	RPI S	Opponent	Score	RPI S	Opponent	Score	Team's RPI: 232
						87	A East Tenn. St.	65 87	162	A S.C. Upstate	73 90	
						87	H East Tenn. St.	67 81	162	H S.C. Upstate	54 57	
						87	N East Tenn. St.	63 77	166	H Alabama	69 67	
						98	A Fla. Gulf Coast	46 67	205	A Mercer	69 98	
						98	H Fla. Gulf Coast	48 81	205	H Mercer	53 40	
									215	N Oregon St.	52 76	
									221	H Central Ark.	85 76	
									226	H Southern Miss.	73 64	
									250	A North Florida	55 51	
									250	H North Florida	77 68	
									256	A Kennesaw St.	68 44	
									256	H Kennesaw St.	56 57	
									256	N Kennesaw St.	70 65	
									260	N Siena	70 60	
									269	A Campbell	70 59	
									269	H Campbell	67 74	
									270	A Tennessee Tech	69 72	
									280	A Jacksonville	74 53	
									280	H Jacksonville	44 54	
									285	A UT Martin	56 46	
									301	A Tennessee St.	66 74	
									314	A Stetson	79 52	
									314	H Stetson	74 69	
									331	A Lipscomb	68 74	
									331	H Lipscomb	66 53	
LAST 12 Division I GAMES:												
			87	N East Tenn. St.	63 77		162	A S.C. Upstate	73 90			
			256	N Kennesaw St.	70 65		250	H North Florida	77 68			
			256	H Kennesaw St.	56 57		280	H Jacksonville	44 54			
			205	H Mercer	53 40		87	A East Tenn. St.	65 87			
			98	A Fla. Gulf Coast	46 67		269	A Campbell	70 59			
			314	A Stetson	79 52		331	H Lipscomb	66 53			

Non-Div I Games:

Belmont

Loss, Non-Conf, S Site, H Home A Away N Neutral

Bethune-Cookman

Through Games Of Sunday, March 14, 2010


Average RPI Win:	281	WON-LOST	WINNING	LAST 12	STRENGTH OF	OPP. STRENGTH	TEAM	ADJ.	CONF.	ADJ CONF.
Average RPI Loss:	186	RECORD	PCT. RANK	GAMES	SCHEDULE	OF SCHEDULE	RPI	RPI	RPI	RPI
DIV. I ONLY	16- 15	160	7- 5	316	326	237	237	29	29	
DIV. I NON-CONF.	5- 7	203	1- 0	323	275	289	291	31	31	
TOTALS	RPI 1-25	RPI 26-50	W-L RECORDS	RPI 51-100	RPI 101-150	RPI 150+				
16- 15	0- 0	0- 0	OVERALL	0- 3	1- 3	15- 9				
8- 3	0- 0	0- 0	HOME	0- 0	1- 1	7- 2				
6- 10	0- 0	0- 0	AWAY	0- 3	0- 1	6- 6				
2- 2	0- 0	0- 0	NEUTRAL	0- 0	0- 1	2- 1				
5- 7	0- 0	0- 0	NON-CONFERENCE	0- 3	0- 0	5- 4				
3- 0	0- 0	0- 0	HOME	0- 0	0- 0	3- 0				
2- 6	0- 0	0- 0	AWAY	0- 3	0- 0	2- 3				
0- 1	0- 0	0- 0	NEUTRAL	0- 0	0- 0	0- 1				
11- 8	0- 0	0- 0	CONFERENCE	0- 0	1- 3	10- 5				
5- 3	0- 0	0- 0	HOME	0- 0	1- 1	4- 2				
4- 4	0- 0	0- 0	AWAY	0- 0	0- 1	4- 3				
2- 1	0- 0	0- 0	NEUTRAL	0- 0	0- 1	2- 0				

RPI 1-25			RPI 26-50			RPI 51-100			RPI 101+ Team's RPI: 237		
RPI	S	Opponent	Score	RPI	S	Opponent	Score	RPI	S	Opponent	Score
								80	A	Miami (FL)	46 88
								83	A	East Carolina	57 95
								98	A	Fla. Gulf Coast	48 80
								130	A	Hampton	44 81
								130	H	Hampton	62 53
								130	N	Hampton	38 58
								138	H	N.C. A&T	62 88
								160	A	UCF	46 80
								167	H	Fla. Atlantic	66 61
								201	A	Florida A&M	71 81
								201	H	Florida A&M	62 65
								206	A	Charleston So.	72 90
								216	A	Howard	48 47
								216	H	Howard	53 59
								242	A	Morgan St.	79 68
								242	N	Morgan St.	63 52
								250	A	North Florida	57 75
								263	A	Md.-East. Shore	61 54
								263	H	Md.-East. Shore	56 55
								264	N	Eastern Ky.	65 66
								308	A	South Carolina St.	67 71
								308	H	South Carolina St.	71 64
								311	A	Coppin St.	56 54
								314	A	Stetson	65 60
								328	A	Delaware St.	53 57
								328	H	Delaware St.	70 62
								337	H	Nicholls St.	83 69
								342	A	Winston-Salem	72 54
								342	H	Winston-Salem	74 40
LAST 12 Division I GAMES:											
								130	N	Hampton	38 58
								216	H	Howard	53 59
								130	H	Hampton	62 53
								263	A	Md.-East. Shore	61 54
								328	A	Delaware St.	53 57
								242	A	Morgan St.	79 68
								311	A	Coppin St.	56 54
								242	N	Morgan St.	63 52
								308	A	South Carolina St.	67 71
								263	A	Florida A&M	71 81
								342	A	Winston-Salem	72 54
								342	H	Winston-Salem	74 40

Non-Div I Games: Fla. Memorial 80 78

Bethune-Cookman

■ Loss,
 ■ Non-Conf,
 ■ S Site,
 ■ Home
 ■ Away
 N Neutral

RPI	S	Opponent	Score
343		Norfolk St.	79 61
343	N	Norfolk St.	76 66

B
e
t
h
u
n
e
-
C
o
o
k
m
a
n

B
e
t
h
u
n
e
-
C
o
o
k
m
a
n

Bethune-Cookman

Binghamton

Through Games Of Sunday, March 14, 2010

Average RPI Win:	256	WON-LOST	WINNING	LAST 12	STRENGTH OF	OPP. STRENGTH	TEAM	ADJ.	CONF.	ADJ CONF.
Average RPI Loss:	132	RECORD	PCT. RANK	GAMES	SCHEDULE	OF SCHEDULE	RPI	RPI	RPI	RPI
DIV. I ONLY	11- 19	251	5- 7	174	178	230	225	14	14	
DIV. I NON-CONF.	4- 9	256	0- 0	131	247	228	227	14	14	
TOTALS	RPI 1-25	RPI 26-50	W-L RECORDS	RPI 51-100	RPI 101-150	RPI 150+				
11- 19	0- 0	0- 4	OVERALL	0- 5	0- 3	11- 7				
6- 8	0- 0	0- 2	HOME	0- 3	0- 1	6- 2				
5- 9	0- 0	0- 2	AWAY	0- 1	0- 2	5- 4				
0- 2	0- 0	0- 0	NEUTRAL	0- 1	0- 0	0- 1				
4- 9	0- 0	0- 0	NON-CONFERENCE	0- 5	0- 1	4- 3				
1- 5	0- 0	0- 0	HOME	0- 3	0- 0	1- 2				
3- 3	0- 0	0- 0	AWAY	0- 1	0- 1	3- 1				
0- 1	0- 0	0- 0	NEUTRAL	0- 1	0- 0	0- 0				
7- 10	0- 0	0- 4	CONFERENCE	0- 0	0- 2	7- 4				
5- 3	0- 0	0- 2	HOME	0- 0	0- 1	5- 0				
2- 6	0- 0	0- 2	AWAY	0- 0	0- 1	2- 3				
0- 1	0- 0	0- 0	NEUTRAL	0- 0	0- 0	0- 1				

RPI 1-25				RPI 26-50				RPI 51-100				RPI 101+ Team's RPI: 225			
RPI	S	Opponent	Score	RPI	S	Opponent	Score	RPI	S	Opponent	Score	RPI	S	Opponent	Score
				27	A	Hartford	54 72	62	H	Lehigh	62 76	125	A	Villanova	43 53
				27	H	Hartford	65 70	67	A	Syracuse	74 87	132	A	Boston U.	56 79
				39	A	Vermont	43 76	72	H	St. Bonaventure	42 63	132	H	Boston U.	57 68
				39	H	Vermont	39 64	80	H	Miami (FL)	52 68	158	H	Sacred Heart	59 67
								83	N	East Carolina	82 86	198	A	UMBC	80 63
												198	H	UMBC	70 36
												217	H	Niagara	52 57
												231	A	Stony Brook	60 74
												231	H	Stony Brook	74 58
												231	N	Stony Brook	60 71
												245	A	Bryant	75 59
												258	A	Canisius	46 49
												260	A	Siena	76 70
												266	A	Maine	51 55
												266	H	Maine	72 62
												268	A	Albany (NY)	51 65
												268	H	Albany (NY)	65 60
												275	A	New Hampshire	78 61
												275	H	New Hampshire	83 59
												294	A	Fordham	49 45
												307	H	Cornell	74 42
LAST 12 Division I GAMES:															
				231	N	Stony Brook	60 71	198	H	UMBC	70 36				
				275	A	New Hampshire	78 61	231	A	Stony Brook	60 74				
				266	H	Maine	72 62	132	A	Boston U.	56 79				
				27	A	Hartford	54 72	268	H	Albany (NY)	65 60				
				268	A	Albany (NY)	51 65	275	H	New Hampshire	83 59				
				39	H	Vermont	39 64	266	A	Maine	51 55				

Non-Div I Games:

Binghamton

Loss, Non-Conf, S Site, H Home A Away N Neutral

Average RPI Win:	213	WON-LOST	WINNING	LAST 12	STRENGTH OF	OPP. STRENGTH	TEAM	ADJ.	CONF.	ADJ CONF.
Average RPI Loss:	117	RECORD	PCT. RANK	GAMES	SCHEDULE	OF SCHEDULE	RPI	RPI	RPI	RPI
DIV. I ONLY	18- 12	103	6- 6	241	132	149	150	12	12	
DIV. I NON-CONF.	10- 3	51	0- 0	290	208	117	119	12	12	
TOTALS	RPI 1-25	RPI 26-50	W-L RECORDS	RPI 51-100	RPI 101-150	RPI 150+				
18- 12	0- 0	0- 2	OVERALL	1- 3	3- 2	14- 5				
12- 2	0- 0	0- 1	HOME	1- 0	2- 0	9- 1				
5- 10	0- 0	0- 1	AWAY	0- 3	1- 2	4- 4				
1- 0	0- 0	0- 0	NEUTRAL	0- 0	0- 0	1- 0				
10- 3	0- 0	0- 0	NON-CONFERENCE	0- 2	2- 0	8- 1				
6- 0	0- 0	0- 0	HOME	0- 0	1- 0	5- 0				
3- 3	0- 0	0- 0	AWAY	0- 2	1- 0	2- 1				
1- 0	0- 0	0- 0	NEUTRAL	0- 0	0- 0	1- 0				
8- 9	0- 0	0- 2	CONFERENCE	1- 1	1- 2	6- 4				
6- 2	0- 0	0- 1	HOME	1- 0	1- 0	4- 1				
2- 7	0- 0	0- 1	AWAY	0- 1	0- 2	2- 3				
0- 0	0- 0	0- 0	NEUTRAL	0- 0	0- 0	0- 0				

RPI 1-25				RPI 26-50				RPI 51-100				RPI 101+				Team's RPI: 150	
RPI	S	Opponent	Score	RPI	S	Opponent	Score	RPI	S	Opponent	Score	RPI	S	Opponent	Score		
35	A	Fresno St.	66 73	35	A	Fresno St.	72 95	73	A	St. Mary's (CA)	72 83	113	H	Wyoming	73 67		
								76	A	Louisiana Tech	53 75	127	A	Nevada	52 64		
								76	H	Louisiana Tech	74 65	127	A	Nevada	59 64		
								100	A	Oregon	61 88	127	H	Nevada	65 51		
												149	A	UNLV	74 66		
												153	A	New Mexico St.	76 85		
												153	H	New Mexico St.	83 87		
												170	A	Portland	65 76		
												171	A	Idaho	81 84		
												171	H	Idaho	73 63		
												179	N	Washington St.	68 64		
												184	H	Portland St.	92 80		
												186	A	Idaho St.	76 60		
												187	H	Montana St.	74 68		
												188	A	Hawaii	64 66		
												188	H	Hawaii	73 64		
												212	A	Utah St.	57 47		
												212	H	Utah St.	70 63		
												274	H	Santa Clara	75 67		
												303	A	San Jose St.	80 62		
												303	H	San Jose St.	75 53		
												317	H	Weber St.	66 58		
												321	H	Seattle	57 47		
												336	A	Utah Valley	79 55		
LAST 12 Division I GAMES:																	
127	A	Nevada	59 64	171	H	Idaho	73 63										
76	H	Louisiana Tech	74 65	127	H	Nevada	65 51										
212	A	Utah St.	57 47	153	A	New Mexico St.	76 85										
35	H	Fresno St.	72 95	76	A	Louisiana Tech	53 75										
188	A	Hawaii	64 66	212	H	Utah St.	70 63										
303	A	San Jose St.	80 62	35	A	Fresno St.	66 73										

Non-Div I Games: Western Ore. 76 40

Boise St.

■ Loss,
 ■ Non-Conf,
 ■ S Site,
 ■ Home
 ■ A Away
 N Neutral

Boston College

Through Games Of Sunday, March 14, 2010

Average RPI Win:	95	WON-LOST	WINNING	LAST 12	STRENGTH OF	OPP. STRENGTH	TEAM	ADJ.	CONF.	ADJ CONF.
Average RPI Loss:	64	RECORD	PCT. RANK	GAMES	SCHEDULE	OF SCHEDULE	RPI	RPI	RPI	RPI
DIV. I ONLY	17- 15	153	6- 6	16	32	52	48	2	2	
DIV. I NON-CONF.	9- 6	126	0- 0	34	39	69	69	4	4	
TOTALS	RPI 1-25	RPI 26-50	W-L RECORDS	RPI 51-100	RPI 101-150	RPI 150+				
17- 15	2- 4	6- 4	OVERALL	3- 4	2- 2	4- 1				
10- 4	1- 1	3- 1	HOME	1- 2	1- 0	4- 0				
3- 9	0- 2	2- 2	AWAY	1- 2	0- 2	0- 1				
4- 2	1- 1	1- 1	NEUTRAL	1- 0	1- 0	0- 0				
9- 6	0- 2	2- 1	NON-CONFERENCE	2- 1	1- 1	4- 1				
5- 2	0- 0	0- 1	HOME	0- 1	1- 0	4- 0				
2- 3	0- 1	1- 0	AWAY	1- 0	0- 1	0- 1				
2- 1	0- 1	1- 0	NEUTRAL	1- 0	0- 0	0- 0				
8- 9	2- 2	4- 3	CONFERENCE	1- 3	1- 1	0- 0				
5- 2	1- 1	3- 0	HOME	1- 1	0- 0	0- 0				
1- 6	0- 1	1- 2	AWAY	0- 2	0- 1	0- 0				
2- 1	1- 0	0- 1	NEUTRAL	0- 0	1- 0	0- 0				

RPI 1-25			RPI 26-50			RPI 51-100			RPI 101+		
RPI	S	Opponent	Score	RPI	S	Opponent	Score	RPI	S	Opponent	Score
5	H	Duke	61 57	32	H	Georgia Tech	77 51	54	H	Michigan	70 76
14	A	Florida St.	64 85	34	A	North Carolina St.	62 73	59	N	California	81 69
14	N	Florida St.	67 60	34	H	North Carolina St.	83 66	68	A	SMU	69 68
15	N	Baylor	55 68	34	N	North Carolina St.	57 63	80	A	Miami (FL)	68 76
17	H	Virginia	68 70	35	N	Fresno St.	83 75	80	H	Miami (FL)	72 64
24	A	Rutgers	53 59	38	A	North Carolina	69 62	91	A	Clemson	65 68
				39	H	Vermont	65 84	94	H	Wake Forest	56 60
				43	A	Iowa	72 67				
				46	A	Maryland	65 72				
				46	H	Maryland	83 70				
LAST 12 Division I GAMES:											
				34	N	North Carolina St.	57 63	34	A	North Carolina St.	62 73
				14	N	Florida St.	67 60	94	H	Wake Forest	56 60
				115	N	Virginia Tech	62 49	38	A	North Carolina	69 62
				80	A	Miami (FL)	68 76	5	H	Duke	61 57
				46	H	Maryland	83 70	80	H	Miami (FL)	72 64
				115	A	Virginia Tech	64 69	91	A	Clemson	65 68

Non-Div I Games:

Boston College

Loss, Non-Conf, S Site, H Home A Away N Neutral

Average RPI Win:	217	WON-LOST	WINNING	LAST 12	STRENGTH OF	OPP. STRENGTH	TEAM	ADJ.	CONF.	ADJ CONF.
Average RPI Loss:	94	RECORD	PCT. RANK	GAMES	SCHEDULE	OF SCHEDULE	RPI	RPI	RPI	RPI
DIV. I ONLY	16- 14	144	7- 5	124	113	135	132	14	14	
DIV. I NON-CONF.	4- 8	240	0- 0	100	34	182	174	14	14	
TOTALS	RPI 1-25	RPI 26-50	W-L RECORDS	RPI 51-100	RPI 101-150	RPI 150+				
16- 14	0- 2	1- 6	OVERALL	1- 0	1- 2	13- 4				
8- 3	0- 0	1- 2	HOME	0- 0	1- 0	6- 1				
6- 10	0- 2	0- 3	AWAY	0- 0	0- 2	6- 3				
2- 1	0- 0	0- 1	NEUTRAL	1- 0	0- 0	1- 0				
4- 8	0- 2	0- 2	NON-CONFERENCE	1- 0	1- 2	2- 2				
2- 1	0- 0	0- 1	HOME	0- 0	1- 0	1- 0				
1- 7	0- 2	0- 1	AWAY	0- 0	0- 2	1- 2				
1- 0	0- 0	0- 0	NEUTRAL	1- 0	0- 0	0- 0				
12- 6	0- 0	1- 4	CONFERENCE	0- 0	0- 0	11- 2				
6- 2	0- 0	1- 1	HOME	0- 0	0- 0	5- 1				
5- 3	0- 0	0- 2	AWAY	0- 0	0- 0	5- 1				
1- 1	0- 0	0- 1	NEUTRAL	0- 0	0- 0	1- 0				

RPI S	Opponent	Score	RPI S	Opponent	Score	RPI S	Opponent	Score	RPI S	Opponent	Score	Team's RPI: 132
19 A	Kentucky	58 92	27 A	Hartford	38 61	53 N	South Carolina	68 67	118 A	Harvard	68 85	
20 A	St. John's (NY)	63 80	27 H	Hartford	44 52				122 A	St. Joseph's	58 71	
			39 A	Vermont	59 77				147 H	Northeastern	83 78	
			39 H	Vermont	73 64				198 A	UMBC	57 58	
			39 N	Vermont	52 69				198 H	UMBC	63 65	
			48 A	Boston College	61 69				198 N	UMBC	60 49	
			49 H	Marist	73 81				203 A	Yale	57 61	
									207 A	Massachusetts	73 79	
									225 A	Binghamton	68 57	
									225 H	Binghamton	79 56	
									231 A	Stony Brook	75 61	
									231 H	Stony Brook	69 59	
									243 H	Rhode Island	47 35	
									266 A	Maine	71 65	
									266 H	Maine	56 49	
									267 A	Brown	87 58	
									268 A	Albany (NY)	69 65	
									268 H	Albany (NY)	71 56	
									275 A	New Hampshire	66 59	
									275 H	New Hampshire	79 65	
LAST 12 Division I GAMES:												
			39 N	Vermont	52 69	268 A	Albany (NY)	69 65				
			198 N	UMBC	60 49	39 A	Vermont	59 77				
			275 H	New Hampshire	79 65	225 H	Binghamton	79 56				
			198 A	UMBC	57 58	266 H	Maine	56 49				
			27 A	Hartford	38 61	275 A	New Hampshire	66 59				
			231 H	Stony Brook	69 59	198 H	UMBC	63 65				

Non-Div I Games:

Boston U.

■ Loss,
 ■ Non-Conf, S Site,
 ■ Home
 ■ Away
 N Neutral

Bowling Green

Through Games Of Sunday, March 14, 2010

Average RPI Win:	202	WON-LOST	WINNING	LAST 12	STRENGTH OF	OPP. STRENGTH	TEAM	ADJ.	CONF.	ADJ CONF.
Average RPI Loss:	69	RECORD	PCT. RANK	GAMES	SCHEDULE	OF SCHEDULE	RPI	RPI	RPI	RPI
DIV. I ONLY	27- 6	19	10- 2	136	158	46	47	16	16	
DIV. I NON-CONF.	10- 4	75	0- 0	92	129	66	63	15	15	
TOTALS	RPI 1-25	RPI 26-50	W-L RECORDS	RPI 51-100	RPI 101-150	RPI 150+				
27- 6	1- 1	0- 2	OVERALL	2- 2	4- 0	20- 1				
13- 0	0- 0	0- 0	HOME	1- 0	2- 0	10- 0				
11- 6	1- 1	0- 2	AWAY	0- 2	2- 0	8- 1				
3- 0	0- 0	0- 0	NEUTRAL	1- 0	0- 0	2- 0				
10- 4	1- 1	0- 2	NON-CONFERENCE	0- 1	2- 0	7- 0				
5- 0	0- 0	0- 0	HOME	0- 0	1- 0	4- 0				
5- 4	1- 1	0- 2	AWAY	0- 1	1- 0	3- 0				
0- 0	0- 0	0- 0	NEUTRAL	0- 0	0- 0	0- 0				
17- 2	0- 0	0- 0	CONFERENCE	2- 1	2- 0	13- 1				
8- 0	0- 0	0- 0	HOME	1- 0	1- 0	6- 0				
6- 2	0- 0	0- 0	AWAY	0- 1	1- 0	5- 1				
3- 0	0- 0	0- 0	NEUTRAL	1- 0	0- 0	2- 0				

RPI 1-25				RPI 26-50				Team's RPI: 47				RPI 51-100				RPI 101+			
RPI	S	Opponent	Score	RPI	S	Opponent	Score	RPI	S	Opponent	Score	RPI	S	Opponent	Score	RPI	S	Opponent	Score
9	A	Ohio St.	72 91	27	A	Hartford	60 65	61	A	Toledo	63 66	126	H	Appalachian St.	89 68				
21	A	Vanderbilt	66 60	49	A	Marist	65 70	61	N	Toledo	62 53	131	A	Detroit	64 43				
								72	A	St. Bonaventure	54 70	133	A	Kent St.	89 61				
								90	H	Eastern Mich.	83 71	133	H	Kent St.	69 55				
												152	H	St. Francis (PA)	77 72				
												155	A	Akron	66 56				
												155	H	Akron	74 62				
												155	N	Akron	81 49				
												177	A	Ball St.	80 76				
												195	A	Oakland	81 66				
												197	A	Central Mich.	65 67				
												241	A	Miami (OH)	63 58				
												241	H	Miami (OH)	85 65				
												241	N	Miami (OH)	91 58				
												248	H	UNC Greensboro	80 51				
												253	H	Western Mich.	74 56				
												254	H	Northern Ill.	85 67				
												258	A	Canisius	67 42				
												265	H	SIU Edwardsville	70 57				
												283	A	Buffalo	81 64				
												283	A	Ohio	77 42				
												283	H	Buffalo	78 60				
												283	H	Ohio	73 57				
												309	H	Chicago St.	76 41				
												341	A	Youngstown St.	73 45				
LAST 12 Division I GAMES:																			
		61	N	Toledo			62	53			155	A	Akron			66	56		
		155	N	Akron			81	49			283	H	Ohio			73	57		
		241	N	Miami (OH)			91	58			197	A	Central Mich.			65	67		
		241	A	Miami (OH)			63	58			177	A	Ball St.			80	76		
		133	H	Kent St.			69	55			254	H	Northern Ill.			85	67		
		283	A	Buffalo			81	64			61	A	Toledo			63	66		

Non-Div I Games:

Bowling Green

■ Loss,
 ■ Non-Conf,
 ■ S Site,
 ■ Home
 ■ A Away
 N Neutral

Average RPI Win: 188	WON-LOST	WINNING	LAST 12	STRENGTH OF	OPP. STRENGTH	TEAM	ADJ.	CONF.	ADJ CONF.
Average RPI Loss: 125	RECORD	PCT. RANK	GAMES	SCHEDULE	OF SCHEDULE	RPI	RPI	RPI	RPI
DIV. I ONLY	16- 13	128	7- 5	216	95	158	157	11	11
DIV. I NON-CONF.	4- 6	210	0- 0	317	55	272	272	11	11
TOTALS	RPI 1-25	RPI 26-50	W-L RECORDS	RPI 51-100	RPI 101-150	RPI 150+			
16- 13	0- 0	0- 2	OVERALL	2- 2	4- 5	10- 4			
9- 3	0- 0	0- 1	HOME	1- 1	3- 1	5- 0			
7- 8	0- 0	0- 1	AWAY	1- 1	1- 3	5- 3			
0- 2	0- 0	0- 0	NEUTRAL	0- 0	0- 1	0- 1			
4- 6	0- 0	0- 0	NON-CONFERENCE	0- 2	1- 1	3- 3			
1- 2	0- 0	0- 0	HOME	0- 1	0- 1	1- 0			
3- 3	0- 0	0- 0	AWAY	0- 1	1- 0	2- 2			
0- 1	0- 0	0- 0	NEUTRAL	0- 0	0- 0	0- 1			
12- 7	0- 0	0- 2	CONFERENCE	2- 0	3- 4	7- 1			
8- 1	0- 0	0- 1	HOME	1- 0	3- 0	4- 0			
4- 5	0- 0	0- 1	AWAY	1- 0	0- 3	3- 1			
0- 1	0- 0	0- 0	NEUTRAL	0- 0	0- 1	0- 0			

RPI 1-25			RPI 26-50			RPI 51-100			RPI 101+			Team's RPI: 157			
RPI	S	Opponent	Score	RPI	S	Opponent	Score	RPI	S	Opponent	Score	RPI	S	Opponent	Score
				50	A	Illinois St.	58 71	56	H	UALR	51 58	101	A	Missouri St.	67 72
				50	H	Illinois St.	53 68	63	A	Illinois	45 67	101	H	Missouri St.	65 64
								65	A	Creighton	63 57	110	H	Missouri	46 52
								65	H	Creighton	72 62	117	A	UNI	60 84
												117	H	UNI	74 62
												117	N	UNI	50 70
												142	A	Indiana St.	57 70
												142	H	Indiana St.	59 54
												149	A	UNLV	83 68
												154	A	Drake	61 58
												154	H	Drake	63 55
												156	A	Wichita St.	55 69
												156	H	Wichita St.	58 55
												179	N	Washington St.	66 80
												208	H	Ill.-Chicago	79 64
												220	A	St. Louis	72 66
												229	A	Northern Colo.	58 75
												254	A	Northern Ill.	73 86
												279	A	Southern Ill.	60 45
												279	H	Southern Ill.	72 61
												304	A	Evansville	68 58
												304	H	Evansville	75 46
												316	A	Air Force	62 45
LAST 12 Division I GAMES:															
				117	N	UNI	50 70	65	H	Creighton	72 62				
				101	H	Missouri St.	65 64	117	A	UNI	60 84				
				156	H	Wichita St.	58 55	279	A	Southern Ill.	60 45				
				142	A	Indiana St.	57 70	304	A	Evansville	68 58				
				50	A	Illinois St.	58 71	50	H	Illinois St.	53 68				
				154	H	Drake	63 55	142	H	Indiana St.	59 54				

Non-Div I Games:

Bradley

■ Loss,
 ■ Non-Conf,
 ■ S Site,
 ■ H Home
 ■ A Away
 N Neutral

Average RPI Win: 280	WON-LOST	WINNING	LAST 12	STRENGTH OF	OPP. STRENGTH	TEAM	ADJ.	CONF.	ADJ CONF.
Average RPI Loss: 140	RECORD	PCT. RANK	GAMES	SCHEDULE	OF SCHEDULE	RPI	RPI	RPI	RPI
DIV. I ONLY	8- 20	291	4- 8	187	194	268	267	18	18
DIV. I NON-CONF.	3- 11	298	0- 0	186	190	282	282	17	17
TOTALS	RPI 1-25	RPI 26-50	W-L RECORDS	RPI 51-100	RPI 101-150	RPI 150+			
8- 20	0- 0	0- 0	OVERALL	0- 5	0- 8	8- 7			
5- 9	0- 0	0- 0	HOME	0- 2	0- 4	5- 3			
3- 9	0- 0	0- 0	AWAY	0- 2	0- 4	3- 3			
0- 2	0- 0	0- 0	NEUTRAL	0- 1	0- 0	0- 1			
3- 11	0- 0	0- 0	NON-CONFERENCE	0- 3	0- 4	3- 4			
2- 5	0- 0	0- 0	HOME	0- 1	0- 2	2- 2			
1- 4	0- 0	0- 0	AWAY	0- 1	0- 2	1- 1			
0- 2	0- 0	0- 0	NEUTRAL	0- 1	0- 0	0- 1			
5- 9	0- 0	0- 0	CONFERENCE	0- 2	0- 4	5- 3			
3- 4	0- 0	0- 0	HOME	0- 1	0- 2	3- 1			
2- 5	0- 0	0- 0	AWAY	0- 1	0- 2	2- 2			
0- 0	0- 0	0- 0	NEUTRAL	0- 0	0- 0	0- 0			

RPI 1-25			RPI 26-50			RPI 51-100				RPI 101+		Team's RPI: 267
RPI	S	Opponent	Score	RPI	S	Opponent	Score	RPI	S	Opponent	Score	
								51	A	Princeton	44	75
								51	H	Princeton	38	64
								53	N	South Carolina	46	73
								67	A	Syracuse	40	85
								81	H	Providence	50	83

Non-Div I Games:

Brown

■ Loss,
 ■ Non-Conf,
 ■ S Site,
 ■ H Home
 ■ A Away
 N Neutral

Average RPI Win: 261	WON-LOST	WINNING	LAST 12	STRENGTH OF	OPP. STRENGTH	TEAM	ADJ.	CONF.	ADJ CONF.
Average RPI Loss: 183	RECORD	PCT. RANK	GAMES	SCHEDULE	OF SCHEDULE	RPI	RPI	RPI	RPI
DIV. I ONLY	13- 16	200	7- 5	272	281	242	245	31	31
DIV. I NON-CONF.	13- 16	197	7- 5	259	312	235	243	30	30
TOTALS	RPI 1-25	RPI 26-50	W-L RECORDS	RPI 51-100	RPI 101-150	RPI 150+			
13- 16	0- 0	0- 0	OVERALL	0- 2	0- 4	13- 10			
8- 7	0- 0	0- 0	HOME	0- 1	0- 2	8- 4			
5- 8	0- 0	0- 0	AWAY	0- 1	0- 1	5- 6			
0- 1	0- 0	0- 0	NEUTRAL	0- 0	0- 1	0- 0			
13- 16	0- 0	0- 0	NON-CONFERENCE	0- 2	0- 4	13- 10			
8- 7	0- 0	0- 0	HOME	0- 1	0- 2	8- 4			
5- 8	0- 0	0- 0	AWAY	0- 1	0- 1	5- 6			
0- 1	0- 0	0- 0	NEUTRAL	0- 0	0- 1	0- 0			
0- 0	0- 0	0- 0	CONFERENCE	0- 0	0- 0	0- 0			
0- 0	0- 0	0- 0	HOME	0- 0	0- 0	0- 0			
0- 0	0- 0	0- 0	AWAY	0- 0	0- 0	0- 0			
0- 0	0- 0	0- 0	NEUTRAL	0- 0	0- 0	0- 0			

RPI S	Opponent	Score	RPI S	Opponent	Score	RPI S	Opponent	Score	RPI S	Opponent	Score	Team's RPI: 245
						62	H Lehigh	61 78	114	H Robert Morris	72 74	
						72	A St. Bonaventure	43 66	130	N Hampton	48 68	
									134	A Long Island	54 73	
									134	H Long Island	76 84	
									152	H St. Francis (PA)	89 76	
									158	A Sacred Heart	68 77	
									158	H Sacred Heart	64 76	
									164	A FIU	60 68	
									203	H Yale	69 62	
									210	A Dartmouth	47 57	
									211	A Monmouth	72 62	
									211	H Monmouth	63 50	
									225	H Binghamton	59 75	
									240	A Quinnipiac	67 42	
									240	H Quinnipiac	72 62	
									262	H Holy Cross	45 57	
									267	H Brown	72 79	
									276	A Fairleigh Dickinson	56 76	
									276	H Fairleigh Dickinson	57 53	
									277	A Central Conn. St.	59 73	
									277	H Central Conn. St.	80 71	
									287	A Wagner	74 60	
									289	A Mt. St. Mary's	51 56	
									296	H Lafayette	56 47	
									322	A Colgate	82 74	
									340	A St. Francis (NY)	73 58	
LAST 12 Division I GAMES:												
134	H Long Island	76 84	277	A Central Conn. St.	59 73							
340	A St. Francis (NY)	73 58	277	H Central Conn. St.	80 71							
289	A Mt. St. Mary's	51 56	211	H Monmouth	63 50							
287	A Wagner	74 60	276	H Fairleigh Dickinson	57 53							
114	H Robert Morris	72 74	158	A Sacred Heart	68 77							
152	H St. Francis (PA)	89 76	240	A Quinnipiac	67 42							

Non-Div I Games:

Bryant

RPI	S	Opponent	Score
340	H	St. Francis (NY)	55 41

B
r
y
a
n
t

B
r
y
a
n
t

Bryant

Average RPI Win: 292	WON-LOST	WINNING	LAST 12	STRENGTH OF	OPP. STRENGTH	TEAM	ADJ.	CONF.	ADJ CONF.
Average RPI Loss: 185	RECORD	PCT. RANK	GAMES	SCHEDULE	OF SCHEDULE	RPI	RPI	RPI	RPI
DIV. I ONLY	6- 21	312	3- 9	257	269	320	320	24	24
DIV. I NON-CONF.	3- 9	282	0- 0	308	224	323	323	27	27
TOTALS	RPI 1-25	RPI 26-50	W-L RECORDS	RPI 51-100	RPI 101-150	RPI 150+			
6- 21	0- 0	0- 0	OVERALL	0- 4	0- 4	6- 13			
4- 8	0- 0	0- 0	HOME	0- 2	0- 1	4- 5			
2- 11	0- 0	0- 0	AWAY	0- 1	0- 3	2- 7			
0- 2	0- 0	0- 0	NEUTRAL	0- 1	0- 0	0- 1			
3- 9	0- 0	0- 0	NON-CONFERENCE	0- 1	0- 2	3- 6			
2- 3	0- 0	0- 0	HOME	0- 1	0- 0	2- 2			
1- 5	0- 0	0- 0	AWAY	0- 0	0- 2	1- 3			
0- 1	0- 0	0- 0	NEUTRAL	0- 0	0- 0	0- 1			
3- 12	0- 0	0- 0	CONFERENCE	0- 3	0- 2	3- 7			
2- 5	0- 0	0- 0	HOME	0- 1	0- 1	2- 3			
1- 6	0- 0	0- 0	AWAY	0- 1	0- 1	1- 4			
0- 1	0- 0	0- 0	NEUTRAL	0- 1	0- 0	0- 0			

RPI S	Opponent	Score	RPI S	Opponent	Score	RPI S	Opponent	Score	RPI S	Opponent	Score	Team's RPI: 320
						62	A Lehigh	47 69	104	A Drexel	54 67	
						62	H Lehigh	41 56	109	A American	51 63	
						62	N Lehigh	58 72	109	H American	49 53	
						88	H Penn St.	62 77	135	A Towson	48 59	
									169	A Iona	55 62	
									198	H UMBC	63 68	
									203	H Yale	50 54	
									204	A Navy	40 70	
									204	H Navy	46 61	
									217	A Niagara	41 66	
									233	H Loyola (MD)	67 60	
									241	N Miami (OH)	54 75	
									262	A Holy Cross	60 65	
									262	H Holy Cross	42 55	
									283	A Buffalo	51 64	
									294	H Fordham	63 56	
									296	A Lafayette	54 60	
									296	H Lafayette	55 42	
									302	A Army	59 41	
									302	H Army	37 49	
									307	A Cornell	69 55	
									322	A Colgate	58 62	
									322	H Colgate	60 47	
LAST 12 Division I GAMES:												
			62	N Lehigh	58 72		109	H American	49 53			
			302	H Army	37 49		204	H Navy	46 61			
			62	H Lehigh	41 56		302	A Army	59 41			
			322	A Colgate	58 62		62	A Lehigh	47 69			
			296	A Lafayette	54 60		322	H Colgate	60 47			
			262	A Holy Cross	60 65		296	H Lafayette	55 42			

Non-Div I Games: Lycoming

93 50

Bucknell

Average RPI Win: 275		WON-LOST	WINNING	LAST 12	STRENGTH OF		OPP. STRENGTH	TEAM	ADJ.	CONF.	ADJ CONF.
Average RPI Loss: 141		RECORD	PCT. RANK	GAMES	SCHEDULE		OF SCHEDULE	RPI	RPI	RPI	RPI
DIV. I ONLY		7- 23	305	2- 10	190		165	288	283	16	16
DIV. I NON-CONF.		4- 9	256	0- 0	237		170	267	263	15	15
TOTALS		RPI 1-25	RPI 26-50		W-L RECORDS		RPI 51-100	RPI 101-150		RPI 150+	
7- 23	0- 0	0- 3		OVERALL		0- 7	0- 4		7- 9		
4- 8	0- 0	0- 2		HOME		0- 2	0- 1		4- 3		
3- 13	0- 0	0- 1		AWAY		0- 4	0- 2		3- 6		
0- 2	0- 0	0- 0		NEUTRAL		0- 1	0- 1		0- 0		
4- 9	0- 0	0- 1		NON-CONFERENCE		0- 4	0- 2		4- 2		
2- 2	0- 0	0- 1		HOME		0- 0	0- 0		2- 1		
2- 5	0- 0	0- 0		AWAY		0- 3	0- 1		2- 1		
0- 2	0- 0	0- 0		NEUTRAL		0- 1	0- 1		0- 0		
3- 14	0- 0	0- 2		CONFERENCE		0- 3	0- 2		3- 7		
2- 6	0- 0	0- 1		HOME		0- 2	0- 1		2- 2		
1- 8	0- 0	0- 1		AWAY		0- 1	0- 1		1- 5		
0- 0	0- 0	0- 0		NEUTRAL		0- 0	0- 0		0- 0		

RPI 1-25				RPI 26-50				RPI 51-100				RPI 101+				Team's RPI: 283	
RPI	S	Opponent	Score	RPI	S	Opponent	Score	RPI	S	Opponent	Score	RPI	S	Opponent	Score		
				33	H	Temple	55 65	61	H	Toledo	67 69	109	N	American	43 54		
				47	A	Bowling Green	60 78	72	A	St. Bonaventure	57 78	120	A	Hofstra	60 77		
				47	H	Bowling Green	64 81	81	A	Providence	63 86	133	A	Kent St.	66 68		
								88	N	Penn St.	65 86	133	H	Kent St.	55 67		
								90	A	Eastern Mich.	56 66	155	A	Akron	56 72		
								90	H	Eastern Mich.	65 78	155	H	Akron	57 63		
								99	A	Delaware	72 85	177	A	Ball St.	62 84		
												197	H	Central Mich.	60 52		
												217	A	Niagara	87 79		
												241	A	Miami (OH)	52 67		
												241	H	Miami (OH)	55 62		
												253	A	Western Mich.	50 46		
												254	A	Northern Ill.	88 93		
												258	H	Canisius	56 59		
												266	A	Maine	53 58		
												283	A	Ohio	58 61		
												283	H	Ohio	76 62		
												314	A	Stetson	65 53		
												320	H	Bucknell	64 51		
												341	H	Youngstown St.	92 38		
LAST 12 Division I GAMES:																	
				90	A	Eastern Mich.	56 66	177	A	Ball St.	62 84						
				133	H	Kent St.	55 67	197	H	Central Mich.	60 52						
				283	A	Ohio	58 61	90	H	Eastern Mich.	65 78						
				47	H	Bowling Green	64 81	253	A	Western Mich.	50 46						
				241	A	Miami (OH)	52 67	61	H	Toledo	67 69						
				155	H	Akron	57 63	254	A	Northern Ill.	88 93						

Non-Div I Games:

Buffalo

Loss, Non-Conf, S Site, H Home A Away N Neutral

Average RPI Win: 220	WON-LOST	WINNING	LAST 12	STRENGTH OF	OPP. STRENGTH	TEAM	ADJ.	CONF.	ADJ CONF.
Average RPI Loss: 93	RECORD	PCT. RANK	GAMES	SCHEDULE	OF SCHEDULE	RPI	RPI	RPI	RPI
DIV. I ONLY	23- 9	45	10- 2	212	167	102	101	20	19
DIV. I NON-CONF.	7- 4	104	0- 0	171	73	106	104	18	18
TOTALS	RPI 1-25	RPI 26-50	W-L RECORDS	RPI 51-100	RPI 101-150	RPI 150+			
23- 9	0- 1	0- 1	OVERALL	0- 3	6- 3	17- 1			
12- 2	0- 0	0- 0	HOME	0- 1	2- 0	10- 1			
10- 4	0- 1	0- 1	AWAY	0- 1	3- 1	7- 0			
1- 3	0- 0	0- 0	NEUTRAL	0- 1	1- 2	0- 0			
7- 4	0- 1	0- 1	NON-CONFERENCE	0- 1	2- 1	5- 0			
4- 0	0- 0	0- 0	HOME	0- 0	0- 0	4- 0			
3- 2	0- 1	0- 1	AWAY	0- 0	2- 0	1- 0			
0- 2	0- 0	0- 0	NEUTRAL	0- 1	0- 1	0- 0			
16- 5	0- 0	0- 0	CONFERENCE	0- 2	4- 2	12- 1			
8- 2	0- 0	0- 0	HOME	0- 1	2- 0	6- 1			
7- 2	0- 0	0- 0	AWAY	0- 1	1- 1	6- 0			
1- 1	0- 0	0- 0	NEUTRAL	0- 0	1- 1	0- 0			

RPI	S	Opponent	Score	RPI	S	Opponent	Score	RPI	S	Opponent	Score	RPI	S	Opponent	Score	Team's RPI: 101
19	A	Kentucky	66 87	40	A	Dayton	81 84	67	N	Syracuse	64 80	117	N	UNI	60 65	
								70	A	Green Bay	62 73	123	A	Cleveland St.	68 81	
								70	H	Green Bay	54 61	123	H	Cleveland St.	72 66	
												123	N	Cleveland St.	57 66	
												128	A	Cincinnati	65 48	
												131	A	Detroit	72 62	
												131	H	Detroit	65 44	
												131	N	Detroit	69 55	
												142	A	Indiana St.	67 60	
												177	H	Ball St.	82 67	
												208	A	Ill.-Chicago	64 59	
												208	H	Ill.-Chicago	70 75	
												220	A	St. Louis	69 57	
												227	A	Loyola (IL)	73 46	
												227	H	Loyola (IL)	72 53	
												228	A	Wright St.	51 48	
												228	H	Wright St.	77 61	
												228	H	Wright St.	70 57	
												235	H	IPFW	65 57	
												241	H	Miami (OH)	68 60	
												249	A	Milwaukee	71 70	
												249	H	Milwaukee	59 41	
												286	A	Valparaiso	66 52	
												286	H	Valparaiso	57 43	
												304	H	Evansville	77 41	
												341	A	Youngstown St.	74 48	
LAST 12 Division I GAMES:																

Non-Div I Games:

Butler

■ Loss,
 ■ Non-Conf, S Site,
 ■ Home
 ■ Away
 N Neutral

RPI	S	Opponent	Score
341	H	Youngstown St.	82 36

Butler

B
u
t
l
e
r

B
u
t
l
e
r

Average RPI Win:	242	WON-LOST	WINNING	LAST 12	STRENGTH OF	OPP. STRENGTH	TEAM	ADJ.	CONF.	ADJ CONF.
Average RPI Loss:	183	RECORD	PCT. RANK	GAMES	SCHEDULE	OF SCHEDULE	RPI	RPI	RPI	RPI
DIV. I ONLY	18- 11	93	7- 5	319	257	183	182	25	25	
DIV. I NON-CONF.	7- 5	130	0- 1	278	252	179	183	21	22	
TOTALS	RPI 1-25	RPI 26-50	W-L RECORDS	RPI 51-100	RPI 101-150	RPI 150+				
18- 11	0- 0	0- 0	OVERALL	1- 1	0- 0	17- 10				
12- 2	0- 0	0- 0	HOME	1- 1	0- 0	11- 1				
6- 8	0- 0	0- 0	AWAY	0- 0	0- 0	6- 8				
0- 1	0- 0	0- 0	NEUTRAL	0- 0	0- 0	0- 1				
7- 5	0- 0	0- 0	NON-CONFERENCE	1- 1	0- 0	6- 4				
4- 2	0- 0	0- 0	HOME	1- 1	0- 0	3- 1				
3- 3	0- 0	0- 0	AWAY	0- 0	0- 0	3- 3				
0- 0	0- 0	0- 0	NEUTRAL	0- 0	0- 0	0- 0				
11- 6	0- 0	0- 0	CONFERENCE	0- 0	0- 0	11- 6				
8- 0	0- 0	0- 0	HOME	0- 0	0- 0	8- 0				
3- 5	0- 0	0- 0	AWAY	0- 0	0- 0	3- 5				
0- 1	0- 0	0- 0	NEUTRAL	0- 0	0- 0	0- 1				

RPI S	Opponent	Score	RPI S	Opponent	Score	RPI S	Opponent	Score	RPI S	Opponent	Score	Team's RPI: 182
						63	H Illinois	47 56	151	A UC Davis	72 77	
						86	H Pepperdine	62 59	151	H UC Davis	69 48	
									153	H New Mexico St.	90 86	
									163	A UC Riverside	59 76	
									163	H UC Riverside	58 51	
									163	N UC Riverside	51 54	
									173	A Eastern Wash.	66 59	
									185	H San Diego	65 73	
									193	A Loyola Marymount	63 80	
									194	A UC Santa Barbara	70 85	
									194	H UC Santa Barbara	67 62	
									215	A Oregon St.	61 71	
									222	A Cal St. Bakersfield	81 83	
									222	H Cal St. Bakersfield	89 80	
									230	A Long Beach St.	65 72	
									230	H Long Beach St.	86 63	
									238	A Cal St. Fullerton	63 70	
									238	H Cal St. Fullerton	76 73	
									261	A UC Irvine	83 69	
									261	H UC Irvine	73 61	
									274	A Santa Clara	63 55	
									306	A San Francisco	73 52	
									321	H Seattle	94 66	
									326	A Pacific	63 53	
									326	H Pacific	99 66	
									335	A Cal St. Northridge	73 60	
LAST 12 Division I GAMES:												
			163	N UC Riverside	51 54	230	A Long Beach St.	65 72				
			261	A UC Irvine	83 69	326	H Pacific	99 66				
			194	A UC Santa Barbara	70 85	151	H UC Davis	69 48				
			238	A Cal St. Fullerton	63 70	222	A Cal St. Bakersfield	81 83				
			335	H Cal St. Northridge	100 78	194	H UC Santa Barbara	67 62				
			163	H UC Riverside	58 51	335	A Cal St. Northridge	73 60				

Non-Div I Games:

Cal Poly

■ Loss,
 ■ Non-Conf,
 ■ S Site,
 ■ H Home
 ■ A Away
 N Neutral

RPI	S	Opponent	Score
335	H	Cal St. Northridge	100 78

Cal Poly

C
a
l
P
o
l
y

C
a
l
P
o
l
y

Average RPI Win:	268	WON-LOST	WINNING	LAST 12	STRENGTH OF	OPP. STRENGTH	TEAM	ADJ.	CONF.	ADJ CONF.
Average RPI Loss:	150	RECORD	PCT. RANK	GAMES	SCHEDULE	OF SCHEDULE	RPI	RPI	RPI	RPI
DIV. I ONLY	16- 12	116	8- 4	337	190	223	222	31	31	
DIV. I NON-CONF.	14- 11	139	6- 3	293	243	197	202	30	30	
TOTALS	RPI 1-25	RPI 26-50	W-L RECORDS	RPI 51-100	RPI 101-150	RPI 150+				
16- 12	0- 0	0- 2	OVERALL	0- 2	0- 0	16- 8				
9- 5	0- 0	0- 0	HOME	0- 1	0- 0	9- 4				
6- 6	0- 0	0- 2	AWAY	0- 1	0- 0	6- 3				
1- 1	0- 0	0- 0	NEUTRAL	0- 0	0- 0	1- 1				
14- 11	0- 0	0- 2	NON-CONFERENCE	0- 2	0- 0	14- 7				
8- 5	0- 0	0- 0	HOME	0- 1	0- 0	8- 4				
5- 5	0- 0	0- 2	AWAY	0- 1	0- 0	5- 2				
1- 1	0- 0	0- 0	NEUTRAL	0- 0	0- 0	1- 1				
2- 1	0- 0	0- 0	CONFERENCE	0- 0	0- 0	2- 1				
1- 0	0- 0	0- 0	HOME	0- 0	0- 0	1- 0				
1- 1	0- 0	0- 0	AWAY	0- 0	0- 0	1- 1				
0- 0	0- 0	0- 0	NEUTRAL	0- 0	0- 0	0- 0				

RPI S	Opponent	Score	RPI S	Opponent	Score	RPI S	Opponent	Score	RPI S	Opponent	Score	Team's RPI: 222
35	A Fresno St.	54 64	73	A St. Mary's (CA)	80 94	151	H UC Davis	76 79				
36	A Southern California	56 93	80	H Miami (FL)	93 111	163	H UC Riverside	85 70				
						166	N Alabama	79 87				
						182	A Cal Poly	80 89				
						182	H Cal Poly	83 81				
						187	H Montana St.	76 78				
						188	H Hawaii	105 75				
						194	A UC Santa Barbara	51 79				
						194	H UC Santa Barbara	75 80				
						215	H Oregon St.	57 54				
						230	A Long Beach St.	72 68				
						238	H Cal St. Fullerton	61 78				
						241	H Miami (OH)	76 56				
						261	A UC Irvine	78 72				
						261	H UC Irvine	77 75				
						265	A SIU Edwardsville	68 69				
						274	A Santa Clara	78 76				
						303	H San Jose St.	86 64				
						321	A Seattle	64 44				
						321	H Seattle	65 47				
						326	A Pacific	76 63				
						328	N Delaware St.	74 37				
						335	A Cal St. Northridge	91 71				
						336	H Utah Valley	78 36				
LAST 12 Division I GAMES:												
194	H UC Santa Barbara	75 80	182	H Cal Poly	83 81							
265	A SIU Edwardsville	68 69	230	A Long Beach St.	72 68							
321	A Seattle	64 44	326	A Pacific	76 63							
238	H Cal St. Fullerton	61 78	151	H UC Davis	76 79							
261	A UC Irvine	78 72	321	H Seattle	65 47							
215	H Oregon St.	57 54	335	A Cal St. Northridge	91 71							

Non-Div I Games:

Cal St. Bakersfield

■ Loss,
■ Non-Conf,
■ S Site,
■ Home
■ A Away
N Neutral

Average RPI Win:	238	WON-LOST	WINNING	LAST 12	STRENGTH OF	OPP. STRENGTH	TEAM	ADJ.	CONF.	ADJ CONF.
Average RPI Loss:	179	RECORD	PCT. RANK	GAMES	SCHEDULE	OF SCHEDULE	RPI	RPI	RPI	RPI
DIV. I ONLY	15- 17	181	6- 6	296	220	236	238	25	25	
DIV. I NON-CONF.	6- 8	201	1- 0	213	164	205	210	21	22	
TOTALS	RPI 1-25	RPI 26-50	W-L RECORDS	RPI 51-100	RPI 101-150	RPI 150+				
15- 17	0- 1	0- 1	OVERALL	0- 1	0- 2	15- 12				
8- 5	0- 0	0- 0	HOME	0- 0	0- 1	8- 4				
5- 10	0- 1	0- 0	AWAY	0- 1	0- 1	5- 7				
2- 2	0- 0	0- 1	NEUTRAL	0- 0	0- 0	2- 1				
6- 8	0- 1	0- 1	NON-CONFERENCE	0- 1	0- 2	6- 3				
2- 3	0- 0	0- 0	HOME	0- 0	0- 1	2- 2				
3- 4	0- 1	0- 0	AWAY	0- 1	0- 1	3- 1				
1- 1	0- 0	0- 1	NEUTRAL	0- 0	0- 0	1- 0				
9- 9	0- 0	0- 0	CONFERENCE	0- 0	0- 0	9- 9				
6- 2	0- 0	0- 0	HOME	0- 0	0- 0	6- 2				
2- 6	0- 0	0- 0	AWAY	0- 0	0- 0	2- 6				
1- 1	0- 0	0- 0	NEUTRAL	0- 0	0- 0	1- 1				

RPI S	Opponent	Score	RPI S	Opponent	Score	RPI S	Opponent	Score	RPI S	Opponent	Score	Team's RPI: 238
8 A	Oklahoma	76 95	28 N	Wisconsin	44 57	100 A	Oregon	69 117	106 H	BYU	72 75	
									141 A	Tulsa	58 78	
									151 A	UC Davis	52 80	
									151 H	UC Davis	68 57	
									163 A	UC Riverside	51 53	
									163 H	UC Riverside	78 60	
									163 N	UC Riverside	54 73	
									173 H	Eastern Wash.	58 55	
									182 A	Cal Poly	73 76	
									182 H	Cal Poly	70 63	
									184 N	Portland St.	79 72	
									185 H	San Diego	58 64	
									193 H	Loyola Marymount	64 66	
									194 A	UC Santa Barbara	43 55	
									194 H	UC Santa Barbara	59 60	
									222 A	Cal St. Bakersfield	78 61	
									230 A	Long Beach St.	67 60	
									230 H	Long Beach St.	76 67	
									234 A	Sacramento St.	90 68	
									261 A	UC Irvine	65 73	
									261 H	UC Irvine	76 74	
									261 N	UC Irvine	89 76	
									303 A	San Jose St.	79 77	
									306 A	San Francisco	63 71	
									321 H	Seattle	82 76	
									326 A	Pacific	65 56	
LAST 12 Division I GAMES:												
			163 N	UC Riverside	54 73		222 A	Cal St. Bakersfield	78 61			
			261 N	UC Irvine	89 76		335 H	Cal St. Northridge	64 72			
			151 A	UC Davis	52 80		261 H	UC Irvine	76 74			
			326 A	Pacific	65 56		163 A	UC Riverside	51 53			
			182 H	Cal Poly	70 63		230 H	Long Beach St.	76 67			
			194 A	UC Santa Barbara	43 55		261 A	UC Irvine	65 73			

Non-Div I Games:

Cal St. Fullerton

■ Loss,
■ Non-Conf,
■ S Site,
■ Home
■ A Away
N Neutral

RPI	S	Opponent	Score
326	H	Pacific	82 65
335	A	Cal St. Northridge	53 66
335	H	Cal St. Northridge	64 72

Cal St. Fullerton

t
o
n

C
a
l
S
t
.
F
u
l
l
e
r
t
o
n

C
a
l
S
t
.
F
u
l
l
e
r
t
o
n

Average RPI Win:	255	WON-LOST	WINNING	LAST 12	STRENGTH OF	OPP. STRENGTH	TEAM	ADJ.	CONF.	ADJ CONF.
Average RPI Loss:	208	RECORD	PCT. RANK	GAMES	SCHEDULE	OF SCHEDULE	RPI	RPI	RPI	RPI
DIV. I ONLY	4- 24	330	1- 11	291	296	334	335	25	25	
DIV. I NON-CONF.	2- 10	309	0- 2	249	314	326	326	21	22	
TOTALS	RPI 1-25	RPI 26-50	W-L RECORDS	RPI 51-100	RPI 101-150	RPI 150+				
4- 24	0- 0	0- 1	OVERALL	0- 0	0- 1	4- 22				
2- 13	0- 0	0- 0	HOME	0- 0	0- 0	2- 13				
2- 11	0- 0	0- 1	AWAY	0- 0	0- 1	2- 9				
0- 0	0- 0	0- 0	NEUTRAL	0- 0	0- 0	0- 0				
2- 10	0- 0	0- 1	NON-CONFERENCE	0- 0	0- 1	2- 8				
1- 6	0- 0	0- 0	HOME	0- 0	0- 0	1- 6				
1- 4	0- 0	0- 1	AWAY	0- 0	0- 1	1- 2				
0- 0	0- 0	0- 0	NEUTRAL	0- 0	0- 0	0- 0				
2- 14	0- 0	0- 0	CONFERENCE	0- 0	0- 0	2- 14				
1- 7	0- 0	0- 0	HOME	0- 0	0- 0	1- 7				
1- 7	0- 0	0- 0	AWAY	0- 0	0- 0	1- 7				
0- 0	0- 0	0- 0	NEUTRAL	0- 0	0- 0	0- 0				

RPI S	Opponent	Score	RPI S	Opponent	Score	RPI S	Opponent	Score	RPI S	Opponent	Score	Team's RPI: 335
30	A Gonzaga	47 80							124	A Arizona	50 73	
									151	A UC Davis	53 62	
									151	H UC Davis	56 82	
									153	H New Mexico St.	72 79	
									163	A UC Riverside	61 74	
									163	H UC Riverside	53 75	
									173	A Eastern Wash.	50 68	
									182	A Cal Poly	78 100	
									182	H Cal Poly	60 73	
									185	A San Diego	54 90	
									194	A UC Santa Barbara	55 69	
									194	H UC Santa Barbara	54 67	
									222	H Cal St. Bakersfield	71 91	
									229	H Northern Colo.	42 79	
									230	A Long Beach St.	49 65	
									230	H Long Beach St.	67 86	
									236	H Prairie View	70 85	
									238	A Cal St. Fullerton	72 64	
									238	H Cal St. Fullerton	66 53	
									241	H Miami (OH)	68 50	
									261	A UC Irvine	64 69	
									261	H UC Irvine	65 82	
									303	A San Jose St.	62 61	
									312	H South Dakota	46 47	
									321	H Seattle	51 69	
									326	A Pacific	89 93	
LAST 12 Division I GAMES:												
326	A Pacific	89 93	238	A Cal St. Fullerton	72 64							
151	A UC Davis	53 62	321	H Seattle	51 69							
261	H UC Irvine	65 82	230	H Long Beach St.	67 86							
194	H UC Santa Barbara	54 67	163	H UC Riverside	53 75							
182	A Cal Poly	78 100	194	A UC Santa Barbara	55 69							
124	A Arizona	50 73	230	A Long Beach St.	49 65							

Non-Div I Games:

Cal St. Northridge

■ Loss,
 ■ Non-Conf,
 ■ S Site,
 ■ Home
 ■ A Away
 N Neutral

RPI	S	Opponent	Score
326	H	Pacific	70 76

Cal St. Northridge
i
d
g
e

C
a
l
s
t
.
N
o
r
t
h
r
i
d
g
e

California

Through Games Of Sunday, March 14, 2010

Average RPI Win:	145	WON-LOST	WINNING	LAST 12	STRENGTH OF	OPP. STRENGTH	TEAM	ADJ.	CONF.	ADJ CONF.
Average RPI Loss:	46	RECORD	PCT. RANK	GAMES	SCHEDULE	OF SCHEDULE	RPI	RPI	RPI	RPI
DIV. I ONLY	18- 13	110	7- 5	41	46	56	59	6	6	
DIV. I NON-CONF.	6- 5	144	0- 0	32	46	79	78	6	6	
TOTALS	RPI 1-25	RPI 26-50	W-L RECORDS	RPI 51-100	RPI 101-150	RPI 150+				
18- 13	0- 8	1- 2	OVERALL	4- 2	5- 0	8- 1				
9- 6	0- 4	1- 0	HOME	2- 1	2- 0	4- 1				
6- 5	0- 3	0- 1	AWAY	1- 1	2- 0	3- 0				
3- 2	0- 1	0- 1	NEUTRAL	1- 0	1- 0	1- 0				
6- 5	0- 3	0- 1	NON-CONFERENCE	1- 0	1- 0	4- 1				
3- 3	0- 2	0- 0	HOME	1- 0	0- 0	2- 1				
1- 1	0- 1	0- 0	AWAY	0- 0	0- 0	1- 0				
2- 1	0- 0	0- 1	NEUTRAL	0- 0	1- 0	1- 0				
12- 8	0- 5	1- 1	CONFERENCE	3- 2	4- 0	4- 0				
6- 3	0- 2	1- 0	HOME	1- 1	2- 0	2- 0				
5- 4	0- 2	0- 1	AWAY	1- 1	2- 0	2- 0				
1- 1	0- 1	0- 0	NEUTRAL	1- 0	0- 0	0- 0				

RPI	S	Opponent	Score	RPI	S	Opponent	Score	RPI	S	Opponent	Score	RPI	S	Opponent	Score
2	A	Stanford	58 79	36	A	Southern California	64 67	66	A	Arizona St.	50 57	124	A	Arizona	58 52
2	H	Stanford	48 63	36	H	Southern California	61 55	66	H	Arizona St.	61 63	124	H	Arizona	73 53
2	N	Stanford	44 64	48	N	Boston College	69 81	66	N	Arizona St.	60 50	127	N	Nevada	85 60
6	H	Texas A&M	61 68					73	H	St. Mary's (CA)	68 65	145	A	Washington	75 68
9	A	Ohio St.	71 83					100	A	Oregon	72 62	145	H	Washington	60 43
15	H	Baylor	49 69					100	H	Oregon	79 73	178	H	Colorado St.	78 44
22	A	UCLA	46 57									179	A	Washington St.	62 44
22	H	UCLA	32 44									179	H	Washington St.	75 68
												186	H	Idaho St.	100 43
												190	N	Southern U.	78 47
												215	A	Oregon St.	79 75
												215	H	Oregon St.	66 62
												230	A	Long Beach St.	80 71
												303	H	San Jose St.	66 68
LAST 12 Division I GAMES:															
		2 N Stanford	44 64			215 H Oregon St.	66 62								
		66 N Arizona St.	60 50			145 A Washington	75 68								
		2 H Stanford	48 63			179 A Washington St.	62 44								
		66 A Arizona St.	50 57			22 H UCLA	32 44								
		124 A Arizona	58 52			36 H Southern California	61 55								
		100 H Oregon	79 73			66 H Arizona St.	61 63								

Non-Div I Games:

California

Loss, Non-Conf, S Site, H Home A Away N Neutral

Average RPI Win: 280	WON-LOST	WINNING	LAST 12	STRENGTH OF	OPP. STRENGTH	TEAM	ADJ.	CONF.	ADJ CONF.
Average RPI Loss: 199	RECORD	PCT. RANK	GAMES	SCHEDULE	OF SCHEDULE	RPI	RPI	RPI	RPI
DIV. I ONLY	14- 16	184	3- 9	329	294	267	269	27	27
DIV. I NON-CONF.	6- 7	177	0- 2	253	328	233	233	20	20
TOTALS	RPI 1-25	RPI 26-50	W-L RECORDS	RPI 51-100	RPI 101-150	RPI 150+			
14- 16	0- 0	0- 0	OVERALL	0- 4	0- 0	14- 12			
8- 8	0- 0	0- 0	HOME	0- 2	0- 0	8- 6			
6- 8	0- 0	0- 0	AWAY	0- 2	0- 0	6- 6			
0- 0	0- 0	0- 0	NEUTRAL	0- 0	0- 0	0- 0			
6- 7	0- 0	0- 0	NON-CONFERENCE	0- 2	0- 0	6- 5			
3- 4	0- 0	0- 0	HOME	0- 1	0- 0	3- 3			
3- 3	0- 0	0- 0	AWAY	0- 1	0- 0	3- 2			
0- 0	0- 0	0- 0	NEUTRAL	0- 0	0- 0	0- 0			
8- 9	0- 0	0- 0	CONFERENCE	0- 2	0- 0	8- 7			
5- 4	0- 0	0- 0	HOME	0- 1	0- 0	5- 3			
3- 5	0- 0	0- 0	AWAY	0- 1	0- 0	3- 4			
0- 0	0- 0	0- 0	NEUTRAL	0- 0	0- 0	0- 0			

RPI 1-25			RPI 26-50			RPI 51-100			RPI 101+			Team's RPI: 269
RPI	S	Opponent	Score	RPI	S	Opponent	Score	RPI	S	Opponent	Score	
						87 East Tenn. St.	65 88	162 S.C. Upstate	75	72		
						87 East Tenn. St.	67 77	162 S.C. Upstate	74	76		
						98 Fla. Gulf Coast	43 76	183 High Point	57	78		
						98 Fla. Gulf Coast	59 64	199 Coastal Caro.	59	66		
								205 Mercer	52	64		
								205 Mercer	66	60		
								232 Belmont	74	67		
								232 Belmont	59	70		
								250 North Florida	48	74		
								250 North Florida	64	52		
								252 Longwood	55	72		
								252 Longwood	82	70		
								256 Kennesaw St.	65	75		
								256 Kennesaw St.	58	67		
								257 Winthrop	60	66		
								280 Jacksonville	57	63		
								280 Jacksonville	74	63		
								280 Jacksonville	46	52		
								288 Wofford	80	78		
								295 N.C. Central	79	63		
								314 Stetson	70	61		
								314 Stetson	61	46		
								319 UNC Asheville	78	67		
								331 Lipscomb	88	80		
								331 Lipscomb	60	58		
								342 Winston-Salem	84	54		
LAST 12 Division I GAMES:												
280	Jacksonville	46	52	256	Kennesaw St.	58	67					
250	North Florida	48	74	98	Fla. Gulf Coast	43	76					
280	Jacksonville	57	63	314	Stetson	70	61					
162	S.C. Upstate	74	76	331	Lipscomb	60	58					
87	East Tenn. St.	67	77	232	Belmont	59	70					
205	Mercer	66	60	87	East Tenn. St.	65	88					

Non-Div I Games:

Campbell

Loss, Non-Conf, S Site, Home Away N Neutral

Average RPI Win:	264	WON-LOST	WINNING	LAST 12	STRENGTH OF	OPP. STRENGTH	TEAM	ADJ.	CONF.	ADJ CONF.
Average RPI Loss:	163	RECORD	PCT. RANK	GAMES	SCHEDULE	OF SCHEDULE	RPI	RPI	RPI	RPI
DIV. I ONLY	12- 19	243	4- 8	248	230	255	258	21	21	
DIV. I NON-CONF.	5- 6	184	0- 0	276	201	230	232	23	24	
TOTALS	RPI 1-25	RPI 26-50	W-L RECORDS	RPI 51-100	RPI 101-150	RPI 150+				
12- 19	0- 0	0- 4	OVERALL	0- 2	1- 1	11- 12				
6- 8	0- 0	0- 2	HOME	0- 1	0- 0	6- 5				
5- 10	0- 0	0- 1	AWAY	0- 1	1- 1	4- 7				
1- 1	0- 0	0- 1	NEUTRAL	0- 0	0- 0	1- 0				
5- 6	0- 0	0- 1	NON-CONFERENCE	0- 2	1- 1	4- 2				
2- 3	0- 0	0- 1	HOME	0- 1	0- 0	2- 1				
3- 3	0- 0	0- 0	AWAY	0- 1	1- 1	2- 1				
0- 0	0- 0	0- 0	NEUTRAL	0- 0	0- 0	0- 0				
7- 13	0- 0	0- 3	CONFERENCE	0- 0	0- 0	7- 10				
4- 5	0- 0	0- 1	HOME	0- 0	0- 0	4- 4				
2- 7	0- 0	0- 1	AWAY	0- 0	0- 0	2- 6				
1- 1	0- 0	0- 1	NEUTRAL	0- 0	0- 0	1- 0				

RPI S	Opponent	Score	RPI S	Opponent	Score	RPI S	Opponent	Score	RPI S	Opponent	Score	Team's RPI: 258
			47 H	Bowling Green	42 67	57 A	Marquette	32 63	112 A	Duquesne	70 72	
			49 A	Marist	37 73	72 H	St. Bonaventure	47 65	131 A	Detroit	54 52	
			49 H	Marist	45 54				169 A	Iona	47 63	
			49 N	Marist	38 57				169 H	Iona	48 60	
									175 A	Fairfield	61 66	
									175 H	Fairfield	55 59	
									214 A	Manhattan	71 78	
									214 H	Manhattan	69 65	
									217 A	Niagara	49 52	
									217 H	Niagara	46 49	
									225 H	Binghamton	49 46	
									233 A	Loyola (MD)	73 67	
									233 H	Loyola (MD)	71 72	
									260 A	Siena	57 64	
									260 H	Siena	51 41	
									268 H	Albany (NY)	52 41	
									273 A	St. Peter's	59 66	
									273 H	St. Peter's	54 40	
									273 N	St. Peter's	65 57	
									275 H	New Hampshire	40 42	
									283 A	Buffalo	59 56	
									289 A	Mt. St. Mary's	51 55	
									332 A	Rider	78 48	
									332 H	Rider	77 58	
									341 A	Youngstown St.	74 52	
LAST 12 Division I GAMES:												
			49 N	Marist	38 57	169 A	Iona	47 63				
			273 N	St. Peter's	65 57	175 A	Fairfield	61 66				
			175 H	Fairfield	55 59	332 H	Rider	77 58				
			273 H	St. Peter's	54 40	233 H	Loyola (MD)	71 72				
			214 A	Manhattan	71 78	217 A	Niagara	49 52				
			217 H	Niagara	46 49	260 H	Siena	51 41				

Non-Div I Games:

Canisius

■ Loss,
 ■ Non-Conf,
 ■ S Site,
 ■ H Home
 ■ A Away
 N Neutral

Centenary (LA)

Through Games Of Sunday, March 14, 2010

Average RPI Win:	336	WON-LOST	WINNING	LAST 12	STRENGTH OF	OPP. STRENGTH	TEAM	ADJ.	CONF.	ADJ CONF.
Average RPI Loss:	223	RECORD	PCT. RANK	GAMES	SCHEDULE	OF SCHEDULE	RPI	RPI	RPI	RPI
DIV. I ONLY	2- 27	340	1- 11	333	320	345	345	30	30	
DIV. I NON-CONF.	1- 10	329	0- 0	316	308	344	344	28	28	
TOTALS	RPI 1-25	RPI 26-50	W-L RECORDS	RPI 51-100	RPI 101-150	RPI 150+				
2- 27	0- 0	0- 1	OVERALL	0- 2	0- 4	2- 20				
1- 11	0- 0	0- 0	HOME	0- 0	0- 2	1- 9				
1- 16	0- 0	0- 1	AWAY	0- 2	0- 2	1- 11				
0- 0	0- 0	0- 0	NEUTRAL	0- 0	0- 0	0- 0				
1- 10	0- 0	0- 1	NON-CONFERENCE	0- 2	0- 0	1- 7				
0- 3	0- 0	0- 0	HOME	0- 0	0- 0	0- 3				
1- 7	0- 0	0- 1	AWAY	0- 2	0- 0	1- 4				
0- 0	0- 0	0- 0	NEUTRAL	0- 0	0- 0	0- 0				
1- 17	0- 0	0- 0	CONFERENCE	0- 0	0- 4	1- 13				
1- 8	0- 0	0- 0	HOME	0- 0	0- 2	1- 6				
0- 9	0- 0	0- 0	AWAY	0- 0	0- 2	0- 7				
0- 0	0- 0	0- 0	NEUTRAL	0- 0	0- 0	0- 0				

RPI S	Opponent	Score	RPI S	Opponent	Score	RPI S	Opponent	Score	RPI S	Opponent	Score	Team's RPI: 345
29	A LSU	19 92	76	A Louisiana Tech	41 88	105	A South Dakota St.	35 82	105	H South Dakota St.	50 92	
			77	A Mississippi	38 87	140	A Oral Roberts	38 95	140	H Oral Roberts	65 95	
						195	A Oakland	46 66	195	H Oakland	32 75	
						218	A North Dakota St.	50 85	218	H North Dakota St.	61 67	
						223	A UMKC	54 80	223	H UMKC	66 81	
						235	A IPFW	28 68	235	H IPFW	46 76	
						246	H Sam Houston St.	49 74	255	H Northwestern St.	49 65	
						278	A La.-Monroe	42 62	290	A Southeastern La.	43 65	
						292	A Western Ill.	47 63	292	H Western Ill.	50 61	
						297	H Grambling	53 78	300	A La.-Lafayette	50 77	
						333	A McNeese St.	68 66	334	A Southern Utah	64 74	
						334	H Southern Utah	53 67	337	A Nicholls St.	46 56	
						339	A IUPUI	35 61	339	H IUPUI	67 57	
LAST 12 Division I GAMES:												
223	A UMKC	54 80	235	A IPFW	28 68	334	A Southern Utah	64 74	334	H Southern Utah	53 67	
334	A Southern Utah	64 74	105	H South Dakota St.	50 92	337	A Nicholls St.	46 56	339	A IUPUI	35 61	
140	A Oral Roberts	38 95	218	H North Dakota St.	61 67	339	H IUPUI	67 57				
339	H IUPUI	67 57	140	H Oral Roberts	65 95							
292	H Western Ill.	50 61	292	A Western Ill.	47 63							
195	A Oakland	46 66	339	A IUPUI	35 61							

Non-Div I Games:

Centenary (LA)

■ Loss,
 ■ Non-Conf, S Site,
 ■ Home
 ■ Away
 N Neutral

Average RPI Win: 276		WON-LOST	WINNING	LAST 12	STRENGTH OF	OPP. STRENGTH	TEAM	ADJ.	CONF.	ADJ CONF.
Average RPI Loss: 226		RECORD	PCT. RANK	GAMES	SCHEDULE	OF SCHEDULE	RPI	RPI	RPI	RPI
DIV. I ONLY		17- 8	68	9- 3	345	315	221	221	31	31
DIV. I NON-CONF.		15- 8	98	9- 3	329	336	213	214	30	30
TOTALS	RPI 1-25		RPI 26-50		W-L RECORDS	RPI 51-100		RPI 101-150		RPI 150+
17- 8	0- 0		0- 0		OVERALL	0- 0		2- 1		15- 7
11- 1	0- 0		0- 0		HOME	0- 0		2- 0		9- 1
6- 7	0- 0		0- 0		AWAY	0- 0		0- 1		6- 6
0- 0	0- 0		0- 0		NEUTRAL	0- 0		0- 0		0- 0
15- 8	0- 0		0- 0		NON-CONFERENCE	0- 0		2- 1		13- 7
10- 1	0- 0		0- 0		HOME	0- 0		2- 0		8- 1
5- 7	0- 0		0- 0		AWAY	0- 0		0- 1		5- 6
0- 0	0- 0		0- 0		NEUTRAL	0- 0		0- 0		0- 0
2- 0	0- 0		0- 0		CONFERENCE	0- 0		0- 0		2- 0
1- 0	0- 0		0- 0		HOME	0- 0		0- 0		1- 0
1- 0	0- 0		0- 0		AWAY	0- 0		0- 0		1- 0
0- 0	0- 0		0- 0		NEUTRAL	0- 0		0- 0		0- 0

[illegible][illegible]

Loss, Non-Conf, S Site, H Home A Away N Neutral

Average RPI Win:	268	WON-LOST	WINNING	LAST 12	STRENGTH OF	OPP. STRENGTH	TEAM	ADJ.	CONF.	ADJ CONF.
Average RPI Loss:	196	RECORD	PCT. RANK	GAMES	SCHEDULE	OF SCHEDULE	RPI	RPI	RPI	RPI
DIV. I ONLY	12- 18	231	5- 7	315	275	275	277	22	23	
DIV. I NON-CONF.	4- 8	240	1- 1	336	283	325	325	25	26	
TOTALS	RPI 1-25	RPI 26-50	W-L RECORDS	RPI 51-100	RPI 101-150	RPI 150+				
12- 18	0- 1	0- 0	OVERALL	0- 0	0- 5	12- 12				
4- 8	0- 0	0- 0	HOME	0- 0	0- 2	4- 6				
7- 7	0- 1	0- 0	AWAY	0- 0	0- 1	7- 5				
1- 3	0- 0	0- 0	NEUTRAL	0- 0	0- 2	1- 1				
4- 8	0- 1	0- 0	NON-CONFERENCE	0- 0	0- 1	4- 6				
2- 2	0- 0	0- 0	HOME	0- 0	0- 0	2- 2				
2- 4	0- 1	0- 0	AWAY	0- 0	0- 0	2- 3				
0- 2	0- 0	0- 0	NEUTRAL	0- 0	0- 1	0- 1				
8- 10	0- 0	0- 0	CONFERENCE	0- 0	0- 4	8- 6				
2- 6	0- 0	0- 0	HOME	0- 0	0- 2	2- 4				
5- 3	0- 0	0- 0	AWAY	0- 0	0- 1	5- 2				
1- 1	0- 0	0- 0	NEUTRAL	0- 0	0- 1	1- 0				

RPI 1-25				RPI 26-50				RPI 51-100				RPI 101+ Team's RPI: 277			
RPI	S	Opponent	Score	RPI	S	Opponent	Score	RPI	S	Opponent	Score	RPI	S	Opponent	Score
24	A	Rutgers	53 62									114	H	Robert Morris	53 63
												119	N	Charlotte	51 66
												134	A	Long Island	60 67
												134	H	Long Island	61 73
												134	N	Long Island	55 61
												152	H	St. Francis (PA)	45 64
												158	A	Sacred Heart	67 64
												158	H	Sacred Heart	49 54
												158	N	Sacred Heart	63 51
												211	A	Monmouth	62 79
												211	H	Monmouth	44 52
												240	A	Quinnipiac	78 70
												240	H	Quinnipiac	45 56
												243	H	Rhode Island	52 64
												245	A	Bryant	71 80
												245	H	Bryant	73 59
												262	H	Holy Cross	50 55
												266	A	Maine	58 61
												267	A	Brown	59 62
												275	A	New Hampshire	60 48
												276	A	Fairleigh Dickinson	76 73
												276	H	Fairleigh Dickinson	79 61
												287	A	Wagner	60 45
												289	A	Mt. St. Mary's	45 55
												294	H	Fordham	64 57
												318	N	NJIT	66 69
LAST 12 Division I GAMES:															
				134	N	Long Island	55 61					152	H	St. Francis (PA)	45 64
				158	N	Sacred Heart	63 51					114	H	Robert Morris	53 63
				340	A	St. Francis (NY)	64 59					245	H	Bryant	73 59
				134	H	Long Island	61 73					245	A	Bryant	71 80
				287	A	Wagner	60 45					276	H	Fairleigh Dickinson	79 61
				289	A	Mt. St. Mary's	45 55					211	H	Monmouth	44 52

Non-Div I Games:

Central Conn. St.

■ Loss,
 ■ Non-Conf,
 ■ S Site,
 ■ H Home
 ■ A Away
 N Neutral

C
e
n
t
r
a
l
C
o
n
n
.
S
t
.

RPI S Opponent Central Conn. St. Score

Through Games Of Sunday, March 14, 2010

RPI	S	Opponent	Score	
322	A	Colgate	61	43
340	A	St. Francis (NY)	64	59
340	H	St. Francis (NY)	69	51

C
e
n
t
r
a
l
C
o
n
n
.
S
t
.

Central Conn. St.
S
t
.

Average RPI Win:	205	WON-LOST	WINNING	LAST 12	STRENGTH OF	OPP. STRENGTH	TEAM	ADJ.	CONF.	ADJ CONF.
Average RPI Loss:	138	RECORD	PCT. RANK	GAMES	SCHEDULE	OF SCHEDULE	RPI	RPI	RPI	RPI
DIV. I ONLY	12- 18	231	5- 7	138	145	200	197	16	16	
DIV. I NON-CONF.	3- 9	282	0- 0	110	80	232	228	15	15	
TOTALS	RPI 1-25	RPI 26-50	W-L RECORDS	RPI 51-100	RPI 101-150	RPI 150+				
12- 18	0- 2	1- 1	OVERALL	2- 4	0- 4	9- 7				
10- 3	0- 1	1- 0	HOME	2- 1	0- 0	7- 1				
2- 12	0- 0	0- 1	AWAY	0- 3	0- 3	2- 5				
0- 3	0- 1	0- 0	NEUTRAL	0- 0	0- 1	0- 1				
3- 9	0- 2	0- 1	NON-CONFERENCE	1- 1	0- 2	2- 3				
2- 2	0- 1	0- 0	HOME	1- 0	0- 0	1- 1				
1- 5	0- 0	0- 1	AWAY	0- 1	0- 2	1- 1				
0- 2	0- 1	0- 0	NEUTRAL	0- 0	0- 0	0- 1				
9- 9	0- 0	1- 0	CONFERENCE	1- 3	0- 2	7- 4				
8- 1	0- 0	1- 0	HOME	1- 1	0- 0	6- 0				
1- 7	0- 0	0- 0	AWAY	0- 2	0- 1	1- 4				
0- 1	0- 0	0- 0	NEUTRAL	0- 0	0- 1	0- 0				

RPI 1-25				RPI 26-50				RPI 51-100				RPI 101+				Team's RPI: 197	
RPI	S	Opponent	Score	RPI	S	Opponent	Score	RPI	S	Opponent	Score	RPI	S	Opponent	Score		
13	N	Texas	83 94	31	A	DePaul	76 86	61	A	Toledo	60 74	133	A	Kent St.	76 82		
18	H	Georgetown	69 94	47	H	Bowling Green	67 65	61	H	Toledo	68 77	133	N	Kent St.	55 68		
								63	A	Illinois	59 77	136	A	UAB	59 70		
								78	H	Louisville	84 75	142	A	Indiana St.	57 76		
								90	A	Eastern Mich.	55 73	155	A	Akron	55 62		
								90	H	Eastern Mich.	113 107	177	A	Ball St.	74 77		
												177	H	Ball St.	87 80		
												216	H	Howard	88 60		
												227	H	Loyola (IL)	61 65		
												240	N	Quinnipiac	79 90		
												241	H	Miami (OH)	96 86		
												253	A	Western Mich.	56 64		
												253	H	Western Mich.	74 65		
												254	A	Northern Ill.	89 74		
												254	H	Northern Ill.	98 71		
												259	A	Alabama A&M	61 74		
												283	A	Buffalo	52 60		
												283	H	Ohio	59 56		
												283	H	Ohio	69 66		
												286	A	Valparaiso	70 68		
LAST 12 Division I GAMES:																	
				133	N	Kent St.	55 68					254	H	Northern Ill.	98 71		
				283	H	Ohio	69 66					47	H	Bowling Green	67 65		
				177	A	Ball St.	74 77					283	A	Buffalo	52 60		
				253	A	Western Mich.	56 64					155	A	Akron	55 62		
				61	H	Toledo	68 77					241	H	Miami (OH)	96 86		
				90	H	Eastern Mich.	113 107					133	A	Kent St.	76 82		

Non-Div I Games:

Central Mich.

■ Loss,
 ■ Non-Conf,
 ■ S Site,
 ■ Home
 ■ A Away
 N Neutral

Charleston So.

Through Games Of Sunday, March 14, 2010

Average RPI Win:	282	WON-LOST	WINNING	LAST 12	STRENGTH OF	OPP. STRENGTH	TEAM	ADJ.	CONF.	ADJ CONF.
Average RPI Loss:	132	RECORD	PCT. RANK	GAMES	SCHEDULE	OF SCHEDULE	RPI	RPI	RPI	RPI
DIV. I ONLY	14- 13	157	8- 4	251	238	204	206	17	17	
DIV. I NON-CONF.	7- 5	130	2- 0	319	271	219	220	22	23	
TOTALS	RPI 1-25	RPI 26-50	W-L RECORDS	RPI 51-100	RPI 101-150	RPI 150+				
14- 13	0- 0	0- 1	OVERALL	0- 5	0- 1	14- 6				
9- 4	0- 0	0- 0	HOME	0- 2	0- 0	9- 2				
5- 8	0- 0	0- 1	AWAY	0- 3	0- 1	5- 3				
0- 1	0- 0	0- 0	NEUTRAL	0- 0	0- 0	0- 1				
7- 5	0- 0	0- 1	NON-CONFERENCE	0- 1	0- 1	7- 2				
4- 2	0- 0	0- 0	HOME	0- 0	0- 0	4- 2				
3- 3	0- 0	0- 1	AWAY	0- 1	0- 1	3- 0				
0- 0	0- 0	0- 0	NEUTRAL	0- 0	0- 0	0- 0				
7- 8	0- 0	0- 0	CONFERENCE	0- 4	0- 0	7- 4				
5- 2	0- 0	0- 0	HOME	0- 2	0- 0	5- 0				
2- 5	0- 0	0- 0	AWAY	0- 2	0- 0	2- 3				
0- 1	0- 0	0- 0	NEUTRAL	0- 0	0- 0	0- 1				

RPI 1-25	RPI 26-50	RPI 51-100	RPI 101+ Team's RPI: 206
RPI S Opponent Score	RPI S Opponent Score	RPI S Opponent Score	RPI S Opponent Score
	38 A North Carolina 67 76	60 A Gardner-Webb 54 63	129 A Col. of Charleston 59 64
		60 H Gardner-Webb 45 58	165 H UTSA 73 75
		64 A Liberty 56 66	183 A High Point 56 68
		64 H Liberty 52 65	183 H High Point 66 60
		91 A Clemson 52 104	199 A Coastal Caro. 68 74
			199 H Coastal Caro. 72 65
			199 N Coastal Caro. 44 52
			205 H Mercer 77 87
			237 H Bethune-Cookman 90 72
			248 A UNC Greensboro 56 54
			257 A Winthrop 48 58
			257 H Winthrop 66 62
			282 A Radford 84 78
			282 H Radford 67 61
			308 H South Carolina St. 87 71
			319 A UNC Asheville 67 50
			319 H UNC Asheville 90 87
			327 A Presbyterian 64 49
			327 H Presbyterian 53 41
			330 A Savannah St. 69 36
			330 H Savannah St. 66 51
LAST 12 Division I GAMES:			
	199 N Coastal Caro. 44 52	199 H Coastal Caro. 72 65	
	257 H Winthrop 66 62	183 H High Point 66 60	
	327 H Presbyterian 53 41	319 H UNC Asheville 90 87	
	60 A Gardner-Webb 54 63	257 A Winthrop 48 58	
	64 A Liberty 56 66	327 A Presbyterian 64 49	
	282 A Radford 84 78	282 H Radford 67 61	

Non-Div I Games: Limestone 90 54 Bluefield Col. 95 55 Wingate 62 59

Charleston So.

Loss, Non-Conf, S Site, H Home A Away N Neutral

Average RPI Win:	205	WON-LOST	WINNING	LAST 12	STRENGTH OF	OPP. STRENGTH	TEAM	ADJ.	CONF.	ADJ CONF.
Average RPI Loss:	68	RECORD	PCT. RANK	GAMES	SCHEDULE	OF SCHEDULE	RPI	RPI	RPI	RPI
DIV. I ONLY	17- 13	117	7- 5	119	80	119	119	10	10	
DIV. I NON-CONF.	7- 7	160	0- 0	185	30	151	148	10	10	
TOTALS	RPI 1-25	RPI 26-50	W-L RECORDS	RPI 51-100	RPI 101-150	RPI 150+				
17- 13	0- 4	0- 2	OVERALL	3- 3	3- 3	11- 1				
12- 1	0- 0	0- 0	HOME	3- 1	1- 0	8- 0				
3- 9	0- 3	0- 2	AWAY	0- 1	1- 2	2- 1				
2- 3	0- 1	0- 0	NEUTRAL	0- 1	1- 1	1- 0				
7- 7	0- 2	0- 0	NON-CONFERENCE	1- 3	1- 2	5- 0				
5- 1	0- 0	0- 0	HOME	1- 1	0- 0	4- 0				
1- 4	0- 2	0- 0	AWAY	0- 1	1- 1	0- 0				
1- 2	0- 0	0- 0	NEUTRAL	0- 1	0- 1	1- 0				
10- 6	0- 2	0- 2	CONFERENCE	2- 0	2- 1	6- 1				
7- 0	0- 0	0- 0	HOME	2- 0	1- 0	4- 0				
2- 5	0- 1	0- 2	AWAY	0- 0	0- 1	2- 1				
1- 1	0- 1	0- 0	NEUTRAL	0- 0	1- 0	0- 0				

RPI	S	Opponent	Score	RPI	S	Opponent	Score	RPI	S	Opponent	Score	RPI	S	Opponent	Score	Team's RPI: 119
5	A	Duke	44 57	33	A	Temple	68 79	53	H	South Carolina	66 70	105	N	South Dakota St.	56 60	
7	A	Notre Dame	31 90	40	A	Dayton	55 70	72	H	St. Bonaventure	64 58	112	A	Duquesne	68 70	
11	A	Xavier	61 81					83	A	East Carolina	61 84	115	A	Virginia Tech	54 56	
11	N	Xavier	49 51					84	H	Richmond	60 46	122	H	St. Joseph's	67 58	
								91	H	Clemson	64 57	122	N	St. Joseph's	87 85	
								93	N	Indiana	61 72	126	A	Appalachian St.	74 57	
												207	H	Massachusetts	85 51	
												220	A	St. Louis	63 65	
												220	H	St. Louis	63 56	
												226	H	Southern Miss.	72 53	
												243	H	Rhode Island	57 44	
												244	A	George Washington	52 42	
												247	H	La Salle	69 60	
												272	H	Western Caro.	64 62	
												277	N	Central Conn. St.	66 51	
												294	A	Fordham	69 34	
												319	H	UNC Asheville	59 37	
												327	H	Presbyterian	72 36	
LAST 12 Division I GAMES:																
		11	N	Xavier	49	51				72	H	St. Bonaventure	64	58		
		122	N	St. Joseph's	87	85				243	H	Rhode Island	57	44		
		207	H	Massachusetts	85	51				40	A	Dayton	55	70		
		11	A	Xavier	61	81				220	H	St. Louis	63	56		
		220	A	St. Louis	63	65				84	H	Richmond	60	46		
		33	A	Temple	68	79				122	H	St. Joseph's	67	58		

Non-Div I Games:

Charlotte

Chattanooga

Through Games Of Sunday, March 14, 2010

Average RPI Win:	203	WON-LOST	WINNING	LAST 12	STRENGTH OF	OPP. STRENGTH	TEAM	ADJ.	CONF.	ADJ CONF.
Average RPI Loss:	137	RECORD	PCT. RANK	GAMES	SCHEDULE	OF SCHEDULE	RPI	RPI	RPI	RPI
DIV. I ONLY	24- 8	35	10- 2	150	189	73	75	19	20	
DIV. I NON-CONF.	5- 4	140	0- 0	74	53	90	90	19	19	
TOTALS	RPI 1-25	RPI 26-50	W-L RECORDS	RPI 51-100	RPI 101-150	RPI 150+				
24- 8	0- 2	0- 0	OVERALL	2- 1	8- 3	14- 2				
12- 2	0- 1	0- 0	HOME	1- 0	4- 1	7- 0				
8- 6	0- 1	0- 0	AWAY	0- 1	2- 2	6- 2				
4- 0	0- 0	0- 0	NEUTRAL	1- 0	2- 0	1- 0				
5- 4	0- 2	0- 0	NON-CONFERENCE	2- 1	0- 1	3- 0				
2- 2	0- 1	0- 0	HOME	1- 0	0- 1	1- 0				
2- 2	0- 1	0- 0	AWAY	0- 1	0- 0	2- 0				
1- 0	0- 0	0- 0	NEUTRAL	1- 0	0- 0	0- 0				
19- 4	0- 0	0- 0	CONFERENCE	0- 0	8- 2	11- 2				
10- 0	0- 0	0- 0	HOME	0- 0	4- 0	6- 0				
6- 4	0- 0	0- 0	AWAY	0- 0	2- 2	4- 2				
3- 0	0- 0	0- 0	NEUTRAL	0- 0	2- 0	1- 0				

RPI 1-25				RPI 26-50				RPI 51-100 Team's RPI: 75				RPI 101+			
RPI	S	Opponent	Score	RPI	S	Opponent	Score	RPI	S	Opponent	Score	RPI	S	Opponent	Score
19	A	Kentucky	55 65					84	N	Richmond	78 69	125	H	Villanova	59 64
25	H	Georgia	57 74					87	A	East Tenn. St.	61 85	126	A	Appalachian St.	60 53
								91	H	Clemson	69 56	126	H	Appalachian St.	59 56
												129	A	Col. of Charleston	50 62
												129	H	Col. of Charleston	64 53
												143	A	Samford	52 74
												143	H	Samford	92 62
												143	N	Samford	72 67
												146	A	Ga. Southern	70 48
												146	H	Ga. Southern	57 55
												146	N	Ga. Southern	60 49
												176	A	Austin Peay	76 66
												189	A	Davidson	64 62
												189	H	Davidson	65 54
												248	A	UNC Greensboro	67 54
												248	H	UNC Greensboro	82 63
												248	N	UNC Greensboro	82 64
												256	H	Kennesaw St.	76 61
												272	A	Western Caro.	49 51
												272	H	Western Caro.	68 66
												273	A	St. Peter's	66 50
												288	A	Wofford	78 72
												288	H	Wofford	89 71
												292	A	Elon	66 74
												292	H	Elon	83 64
												310	A	Furman	58 52
LAST 12 Division I GAMES:															
				143	N	Samford	72 67					126	H	Appalachian St.	59 56
				146	N	Ga. Southern	60 49					129	A	Col. of Charleston	50 62
				248	N	UNC Greensboro	82 64					146	A	Ga. Southern	70 48
				143	H	Samford	92 62					248	H	UNC Greensboro	82 63
				272	A	Western Caro.	49 51					292	H	Elon	83 64
				189	H	Davidson	65 54					288	A	Wofford	78 72

Non-Div I Games:

Chattanooga

■ Loss,
 ■ Non-Conf, S Site,
 ■ Home
 ■ Away
 N Neutral

RPI	S	Opponent	Score
310	H	Furman	69 56

C
h
a
t
t
a
n
o
o
g
a

C
h
a
t
t
a
n
o
o
g
a

Chattanooga

Average RPI Win:	291	WON-LOST	WINNING	LAST 12	STRENGTH OF	OPP. STRENGTH	TEAM	ADJ.	CONF.	ADJ CONF.
Average RPI Loss:	211	RECORD	PCT. RANK	GAMES	SCHEDULE	OF SCHEDULE	RPI	RPI	RPI	RPI
DIV. I ONLY	11- 19	251	5- 7	326	335	307	309	33	33	
DIV. I NON-CONF.	7- 16	266	2- 5	274	319	299	299	33	33	
TOTALS	RPI 1-25	RPI 26-50	W-L RECORDS	RPI 51-100	RPI 101-150	RPI 150+				
11- 19	0- 0	0- 2	OVERALL	0- 2	1- 1	10- 14				
7- 6	0- 0	0- 1	HOME	0- 1	0- 0	7- 4				
2- 12	0- 0	0- 1	AWAY	0- 1	0- 0	2- 10				
2- 1	0- 0	0- 0	NEUTRAL	0- 0	1- 1	1- 0				
7- 16	0- 0	0- 2	NON-CONFERENCE	0- 2	1- 1	6- 11				
4- 6	0- 0	0- 1	HOME	0- 1	0- 0	4- 4				
1- 9	0- 0	0- 1	AWAY	0- 1	0- 0	1- 7				
2- 1	0- 0	0- 0	NEUTRAL	0- 0	1- 1	1- 0				
4- 3	0- 0	0- 0	CONFERENCE	0- 0	0- 0	4- 3				
3- 0	0- 0	0- 0	HOME	0- 0	0- 0	3- 0				
1- 3	0- 0	0- 0	AWAY	0- 0	0- 0	1- 3				
0- 0	0- 0	0- 0	NEUTRAL	0- 0	0- 0	0- 0				

RPI S	Opponent	Score	RPI S	Opponent	Score	RPI S	Opponent	Score	RPI S	Opponent	Score	Team's RPI: 309
40	H Dayton	51 82	90	H Eastern Mich.	64 83	138	N N.C. A&T	57 62				
47	A Bowling Green	41 76	97	A Northwestern	64 85	144	N A&M-Corpus Christi	72 58				
						154	A Drake	60 82				
						155	H Akron	55 62				
						209	A North Dakota	59 76				
						209	H North Dakota	66 70				
						221	H Central Ark.	78 62				
						235	A IPFW	50 63				
						249	A Milwaukee	56 73				
						253	H Western Mich.	71 74				
						254	H Northern Ill.	61 66				
						257	N Winthrop	45 41				
						286	H Valparaiso	62 54				
						295	A N.C. Central	64 77				
						305	A Tex.-Pan American	60 70				
						305	H Tex.-Pan American	78 63				
						312	A South Dakota	49 73				
						312	H South Dakota	72 61				
						316	A Air Force	48 68				
						318	A NJIT	56 60				
						318	H NJIT	69 51				
						336	A Utah Valley	77 53				
						336	A Utah Valley	61 76				
						336	H Utah Valley	72 59				
						344	A Houston Baptist	71 57				
						344	H Houston Baptist	77 49				
LAST 12 Division I GAMES:												
336	A Utah Valley	61 76	312	A South Dakota	49 73							
318	H NJIT	69 51	305	H Tex.-Pan American	78 63							
312	H South Dakota	72 61	344	H Houston Baptist	77 49							
209	H North Dakota	66 70	336	H Utah Valley	72 59							
295	A N.C. Central	64 77	318	A NJIT	56 60							
209	A North Dakota	59 76	235	A IPFW	50 63							

Non-Div I Games: St. Francis (IL) 73 66

Chicago St.

■ Loss,
 ■ Non-Conf, S Site,
 ■ Home
 ■ Away
 N Neutral

Average RPI Win:	180	WON-LOST	WINNING	LAST 12	STRENGTH OF	OPP. STRENGTH	TEAM	ADJ.	CONF.	ADJ CONF.
Average RPI Loss:	52	RECORD	PCT. RANK	GAMES	SCHEDULE	OF SCHEDULE	RPI	RPI	RPI	RPI
DIV. I ONLY	12- 17	223	3- 9	55	34	125	128	3	3	
DIV. I NON-CONF.	7- 4	104	0- 0	184	141	119	123	5	5	
TOTALS	RPI 1-25	RPI 26-50	W-L RECORDS	RPI 51-100	RPI 101-150	RPI 150+				
12- 17	1- 8	0- 1	OVERALL	2- 5	2- 3	7- 0				
7- 9	1- 4	0- 0	HOME	0- 2	1- 3	5- 0				
3- 7	0- 3	0- 1	AWAY	2- 3	0- 0	1- 0				
2- 1	0- 1	0- 0	NEUTRAL	0- 0	1- 0	1- 0				
7- 4	0- 2	0- 0	NON-CONFERENCE	0- 1	1- 1	6- 0				
6- 2	0- 1	0- 0	HOME	0- 0	1- 1	5- 0				
0- 2	0- 1	0- 0	AWAY	0- 1	0- 0	0- 0				
1- 0	0- 0	0- 0	NEUTRAL	0- 0	0- 0	1- 0				
5- 13	1- 6	0- 1	CONFERENCE	2- 4	1- 2	1- 0				
1- 7	1- 3	0- 0	HOME	0- 2	0- 2	0- 0				
3- 5	0- 2	0- 1	AWAY	2- 2	0- 0	1- 0				
1- 1	0- 1	0- 0	NEUTRAL	0- 0	1- 0	0- 0				

RPI S	Opponent	Score	RPI S	Opponent	Score	RPI S	Opponent	Score	RPI S	Opponent	Score	Team's RPI: 128
1	A Connecticut	51 83	31	A DePaul	63 71	57	A Marquette	63 69	101	H Butler	48 65	
7	H Notre Dame	50 66				67	A Syracuse	66 62	103	H South Fla.	47 64	
10	H West Virginia	43 64				78	A Louisville	74 68	103	N South Fla.	63 51	
11	A Xavier	38 69				78	H Louisville	49 63	125	H Villanova	57 60	
18	H Georgetown	56 60				81	A Providence	44 59	131	H Detroit	65 58	
19	H Kentucky	57 68				93	A Indiana	57 64	191	A Seton Hall	64 47	
20	H St. John's (NY)	70 60				96	H Pittsburgh	60 72	210	H Dartmouth	55 35	
24	A Rutgers	33 44							228	H Wright St.	51 45	
24	N Rutgers	44 70							264	H Eastern Ky.	62 49	
									272	N Western Caro.	67 54	
									286	H Valparaiso	62 50	
									310	H Furman	85 46	
LAST 12 Division I GAMES:												
24	N Rutgers	44 70	81	A Providence	44 59							
103	N South Fla.	63 51	67	A Syracuse	66 62							
57	A Marquette	63 69	7	H Notre Dame	50 66							
96	H Pittsburgh	60 72	78	A Louisville	74 68							
10	H West Virginia	43 64	103	H South Fla.	47 64							
125	H Villanova	57 60	31	A DePaul	63 71							

Non-Div I Games: Alas. Anchorage 48 49

Cincinnati

Loss, Non-Conf, S Site, H Home A Away N Neutral

Average RPI Win:	156	WON-LOST	WINNING	LAST 12	STRENGTH OF	OPP. STRENGTH	TEAM	ADJ.	CONF.	ADJ CONF.
Average RPI Loss:	50	RECORD	PCT. RANK	GAMES	SCHEDULE	OF SCHEDULE	RPI	RPI	RPI	RPI
DIV. I ONLY	13- 18	217	4- 8	18	62	92	91	2	2	
DIV. I NON-CONF.	9- 7	138	0- 0	56	92	86	85	4	4	
TOTALS	RPI 1-25	RPI 26-50	W-L RECORDS	RPI 51-100	RPI 101-150	RPI 150+				
13- 18	0- 7	2- 5	OVERALL	4- 3	1- 3	6- 0				
9- 5	0- 4	2- 1	HOME	3- 0	0- 0	4- 0				
3- 11	0- 3	0- 3	AWAY	1- 2	0- 3	2- 0				
1- 2	0- 0	0- 1	NEUTRAL	0- 1	1- 0	0- 0				
9- 7	0- 3	0- 0	NON-CONFERENCE	2- 2	1- 2	6- 0				
5- 2	0- 2	0- 0	HOME	1- 0	0- 0	4- 0				
3- 4	0- 1	0- 0	AWAY	1- 1	0- 2	2- 0				
1- 1	0- 0	0- 0	NEUTRAL	0- 1	1- 0	0- 0				
4- 11	0- 4	2- 5	CONFERENCE	2- 1	0- 1	0- 0				
4- 3	0- 2	2- 1	HOME	2- 0	0- 0	0- 0				
0- 7	0- 2	0- 3	AWAY	0- 1	0- 1	0- 0				
0- 1	0- 0	0- 1	NEUTRAL	0- 0	0- 0	0- 0				

RPI	S	Opponent	Score	RPI	S	Opponent	Score	RPI	S	Opponent	Score	RPI	S	Opponent	Score
1	A	Connecticut	48 87	32	A	Georgia Tech	58 72	53	H	South Carolina	94 92	115	A	Virginia Tech	69 70
5	H	Duke	41 67	32	H	Georgia Tech	53 68	75	A	Chattanooga	56 69	119	A	Charlotte	57 64
14	A	Florida St.	50 67	34	H	North Carolina St.	69 56	80	H	Miami (FL)	73 72	120	N	Hofstra	69 68
14	H	Florida St.	50 80	34	N	North Carolina St.	54 59	84	N	Richmond	67 86	129	A	Col. of Charleston	55 68
17	A	Virginia	60 82	38	A	North Carolina	61 79	94	A	Wake Forest	43 63	162	H	S.C. Upstate	78 65
18	H	Georgetown	57 72	46	A	Maryland	51 71	94	H	Wake Forest	67 62	206	H	Charleston So.	104 52
25	H	Georgia	47 59	48	H	Boston College	68 65	97	A	Northwestern	69 68	256	A	Kennesaw St.	75 69
LAST 12 Division I GAMES:															
		34	N	North Carolina St.	54	59			32	H	Georgia Tech	53	68		
		94	H	Wake Forest	67	62			17	A	Virginia	60	82		
		115	A	Virginia Tech	69	70			34	H	North Carolina St.	69	56		
		80	H	Miami (FL)	73	72			48	H	Boston College	68	65		
		46	A	Maryland	51	71			94	A	Wake Forest	43	63		
		14	A	Florida St.	50	67			38	A	North Carolina	61	79		

Non-Div I Games:

Clemson

■ Loss,
■ Non-Conf,
■ S Site,
■ H Home
■ A Away
N Neutral

Average RPI Win:	209	WON-LOST	WINNING	LAST 12	STRENGTH OF	OPP. STRENGTH	TEAM	ADJ.	CONF.	ADJ CONF.
Average RPI Loss:	123	RECORD	PCT. RANK	GAMES	SCHEDULE	OF SCHEDULE	RPI	RPI	RPI	RPI
DIV. I ONLY	18- 13	110	9- 3	121	201	124	123	20	19	
DIV. I NON-CONF.	4- 6	210	0- 0	84	93	147	146	18	18	
TOTALS	RPI 1-25	RPI 26-50	W-L RECORDS	RPI 51-100	RPI 101-150	RPI 150+				
18- 13	0- 0	0- 1	OVERALL	2- 5	3- 3	13- 4				
10- 3	0- 0	0- 0	HOME	1- 1	2- 0	7- 2				
6- 9	0- 0	0- 1	AWAY	1- 3	0- 3	5- 2				
2- 1	0- 0	0- 0	NEUTRAL	0- 1	1- 0	1- 0				
4- 6	0- 0	0- 1	NON-CONFERENCE	1- 3	0- 1	3- 1				
2- 1	0- 0	0- 0	HOME	1- 0	0- 0	1- 1				
1- 4	0- 0	0- 1	AWAY	0- 2	0- 1	1- 0				
1- 1	0- 0	0- 0	NEUTRAL	0- 1	0- 0	1- 0				
14- 7	0- 0	0- 0	CONFERENCE	1- 2	3- 2	10- 3				
8- 2	0- 0	0- 0	HOME	0- 1	2- 0	6- 1				
5- 5	0- 0	0- 0	AWAY	1- 1	0- 2	4- 2				
1- 0	0- 0	0- 0	NEUTRAL	0- 0	1- 0	0- 0				

RPI 1-25				RPI 26-50				RPI 51-100				RPI 101+				Team's RPI: 123	
RPI	S	Opponent	Score	RPI	S	Opponent	Score	RPI	S	Opponent	Score	RPI	S	Opponent	Score		
				28	A	Wisconsin	68 70	57	N	Marquette	66 69	101	A	Butler	66 72		
								61	A	Toledo	62 72	101	H	Butler	81 68		
								70	A	Green Bay	83 75	101	N	Butler	66 57		
								70	A	Green Bay	59 68	131	A	Detroit	54 62		
								70	H	Green Bay	60 78	131	H	Detroit	70 60		
								90	A	Eastern Mich.	61 73	133	A	Kent St.	56 71		
								93	H	Indiana	77 75	169	N	Iona	64 58		
												180	H	Marshall	61 75		
												208	A	Ill.-Chicago	73 64		
												208	H	Ill.-Chicago	62 51		
												208	H	Ill.-Chicago	78 72		
												217	A	Niagara	70 59		
												227	A	Loyola (IL)	63 66		
												227	H	Loyola (IL)	64 74		
												228	A	Wright St.	58 60		
												228	H	Wright St.	63 52		
												249	A	Milwaukee	74 56		
												249	H	Milwaukee	73 61		
												283	H	Ohio	56 34		
												286	A	Valparaiso	82 59		
												286	H	Valparaiso	71 68		
												341	A	Youngstown St.	68 38		
												341	H	Youngstown St.	57 43		
LAST 12 Division I GAMES:																	
				101	N	Butler	66 57	131	H	Detroit	70 60						
				70	A	Green Bay	83 75	341	A	Youngstown St.	68 38						
				208	H	Ill.-Chicago	78 72	101	A	Butler	66 72						
				70	A	Green Bay	59 68	286	A	Valparaiso	82 59						
				249	A	Milwaukee	74 56	227	H	Loyola (IL)	64 74						
				228	H	Wright St.	63 52	208	H	Ill.-Chicago	62 51						

Non-Div I Games: Lake Erie 74 63

Cleveland St.

<div> <div>Average RPI Win: 263</div> <div>Average RPI Loss: 152</div> </div>				WON-LOST	WINNING	LAST 12	THROUGH GAMES OF SUNDAY, MARCH 11, 2018			
		RECORD	PCT. RANK	GAMES	STRENGTH OF SCHEDULE	OPP. STRENGTH OF SCHEDULE	TEAM RPI	ADJ. RPI	CONF. RPI	ADJ CONF. RPI
DIV. I ONLY		14- 12	140	5- 7	249	258	195	199	17	17
DIV. I NON-CONF.		7- 3	77	1- 1	341	299	215	215	22	23
TOTALS		RPI 1-25	RPI 26-50		W-L RECORDS		RPI 51-100	RPI 101-150	RPI 150+	
14- 12	0- 0	0- 1		OVERALL		0- 5	1- 0		13- 6	
8- 2	0- 0	0- 0		HOME		0- 2	1- 0		7- 0	
3- 9	0- 0	0- 1		AWAY		0- 2	0- 0		3- 6	
3- 1	0- 0	0- 0		NEUTRAL		0- 1	0- 0		3- 0	
7- 3	0- 0	0- 1		NON-CONFERENCE		0- 0	1- 0		6- 2	
3- 0	0- 0	0- 0		HOME		0- 0	1- 0		2- 0	
2- 3	0- 0	0- 1		AWAY		0- 0	0- 0		2- 2	
2- 0	0- 0	0- 0		NEUTRAL		0- 0	0- 0		2- 0	
7- 9	0- 0	0- 0		CONFERENCE		0- 5	0- 0		7- 4	
5- 2	0- 0	0- 0		HOME		0- 2	0- 0		5- 0	
1- 6	0- 0	0- 0		AWAY		0- 2	0- 0		1- 4	
1- 1	0- 0	0- 0		NEUTRAL		0- 1	0- 0		1- 0	

RPI 1-25				RPI 26-50				RPI 51-100				RPI 101+ Team's RPI: 199			
RPI	S	Opponent	Score	RPI	S	Opponent	Score	RPI	S	Opponent	Score	RPI	S	Opponent	Score
				38	A	North Carolina	49 88	60	A	Gardner-Webb	33 78	129	H	Col. of Charleston	57 53
								60	H	Gardner-Webb	68 74	181	A	UNC Wilmington	40 70
								60	N	Gardner-Webb	56 64	183	A	High Point	39 79
								64	A	Liberty	55 57	183	H	High Point	67 60
								64	H	Liberty	38 57	206	A	Charleston So.	65 72
												206	H	Charleston So.	74 68
												206	N	Charleston So.	52 44
												257	A	Winthrop	39 47
												257	H	Winthrop	59 57
												269	A	Campbell	66 59
												272	N	Western Caro.	72 64
												282	A	Radford	62 50
												282	H	Radford	62 49
												292	H	Elon	61 49
												319	A	UNC Asheville	48 59
												319	H	UNC Asheville	60 41
												327	A	Presbyterian	46 56
												327	H	Presbyterian	47 46
												330	A	Savannah St.	49 35
												330	N	Savannah St.	57 41
LAST 12 Division I GAMES:															
				60	N	Gardner-Webb	56 64	64	A	Liberty	55 57				
				206	N	Charleston So.	52 44	206	A	Charleston So.	65 72				
				327	H	Presbyterian	47 46	319	H	UNC Asheville	60 41				
				60	H	Gardner-Webb	68 74	183	H	High Point	67 60				
				257	A	Winthrop	39 47	327	A	Presbyterian	46 56				
				282	A	Radford	62 50	60	A	Gardner-Webb	33 78				

Non-Div I Games:	Southern Va.	89	20	Coker	81	46	Alas. Anchorage	47	89	Converse	65	47	Coastal Caro.
------------------	--------------	----	----	-------	----	----	-----------------	----	----	----------	----	----	---------------

Loss, Non-Conf, S Site, H Home A Away N Neutral

Average RPI Win:	228	WON-LOST	WINNING	LAST 12	STRENGTH OF	OPP. STRENGTH	TEAM	ADJ.	CONF.	ADJ CONF.
Average RPI Loss:	123	RECORD	PCT. RANK	GAMES	SCHEDULE	OF SCHEDULE	RPI	RPI	RPI	RPI
DIV. I ONLY	19- 11	89	7- 5	197	200	129	129	19	20	
DIV. I NON-CONF.	6- 3	88	1- 0	124	110	85	84	19	19	
TOTALS	RPI 1-25	RPI 26-50	W-L RECORDS	RPI 51-100	RPI 101-150	RPI 150+				
19- 11	0- 0	0- 2	OVERALL	3- 1	1- 6	15- 2				
11- 3	0- 0	0- 0	HOME	2- 0	0- 3	9- 0				
7- 6	0- 0	0- 1	AWAY	1- 1	1- 2	5- 2				
1- 2	0- 0	0- 1	NEUTRAL	0- 0	0- 1	1- 0				
6- 3	0- 0	0- 2	NON-CONFERENCE	2- 0	0- 0	4- 1				
4- 0	0- 0	0- 0	HOME	1- 0	0- 0	3- 0				
1- 2	0- 0	0- 1	AWAY	1- 0	0- 0	0- 1				
1- 1	0- 0	0- 1	NEUTRAL	0- 0	0- 0	1- 0				
13- 8	0- 0	0- 0	CONFERENCE	1- 1	1- 6	11- 1				
7- 3	0- 0	0- 0	HOME	1- 0	0- 3	6- 0				
6- 4	0- 0	0- 0	AWAY	0- 1	1- 2	5- 1				
0- 1	0- 0	0- 0	NEUTRAL	0- 0	0- 1	0- 0				

RPI S	Opponent	Score	RPI S	Opponent	Score	RPI S	Opponent	Score	RPI S	Opponent	Score	Team's RPI: 129
26	N Iowa St.	50 68	75	A Chattanooga	53 64	126	A Appalachian St.	54 70				
38	A North Carolina	57 88	75	H Chattanooga	62 50	126	H Appalachian St.	63 66				
			91	H Clemson	68 55	143	A Samford	47 70				
			97	A Northwestern	54 50	143	H Samford	50 57				
						146	A Ga. Southern	57 53				
						146	H Ga. Southern	41 52				
						146	N Ga. Southern	56 57				
						165	H UTSA	62 45				
						189	A Davidson	69 72				
						189	H Davidson	84 78				
						199	A Coastal Caro.	53 57				
						205	N Mercer	97 71				
						206	H Charleston So.	64 59				
						248	A UNC Greensboro	54 51				
						248	H UNC Greensboro	71 60				
						272	A Western Caro.	74 71				
						272	H Western Caro.	68 61				
						288	A Wofford	65 51				
						288	H Wofford	65 52				
						292	A Elon	64 57				
						292	H Elon	63 50				
						310	A Furman	77 74				
						310	H Furman	67 52				
						330	H Savannah St.	68 48				
LAST 12 Division I GAMES:												
146	N Ga. Southern	56 57	143	H Samford	50 57							
126	A Appalachian St.	54 70	272	A Western Caro.	74 71							
189	A Davidson	69 72	310	H Furman	67 52							
288	A Wofford	65 51	330	H Savannah St.	68 48							
146	H Ga. Southern	41 52	292	A Elon	64 57							
75	H Chattanooga	62 50	248	A UNC Greensboro	54 51							

Non-Div I Games:

Col. of Charleston

■ Loss,
 ■ Non-Conf, S Site,
 ■ Home
 ■ Away
 N Neutral

Average RPI Win: 294		WON-LOST	WINNING	LAST 12	STRENGTH OF		OPP. STRENGTH	TEAM	ADJ.	CONF.	ADJ CONF.
Average RPI Loss: 223		RECORD	PCT. RANK	GAMES	SCHEDULE		OF SCHEDULE	RPI	RPI	RPI	RPI
DIV. I ONLY		10- 19	266	4- 8	339		312	322	322	24	24
DIV. I NON-CONF.		5- 9	235	0- 0	343		338	337	337	27	27
TOTALS		RPI 1-25	RPI 26-50		W-L RECORDS		RPI 51-100	RPI 101-150		RPI 150+	
10- 19	0- 0	0- 0		OVERALL		0- 2	0- 3		10- 14		
8- 6	0- 0	0- 0		HOME		0- 1	0- 1		8- 4		
2- 12	0- 0	0- 0		AWAY		0- 1	0- 2		2- 9		
0- 1	0- 0	0- 0		NEUTRAL		0- 0	0- 0		0- 1		
5- 9	0- 0	0- 0		NON-CONFERENCE		0- 0	0- 1		5- 8		
4- 3	0- 0	0- 0		HOME		0- 0	0- 0		4- 3		
1- 6	0- 0	0- 0		AWAY		0- 0	0- 1		1- 5		
0- 0	0- 0	0- 0		NEUTRAL		0- 0	0- 0		0- 0		
5- 10	0- 0	0- 0		CONFERENCE		0- 2	0- 2		5- 6		
4- 3	0- 0	0- 0		HOME		0- 1	0- 1		4- 1		
1- 6	0- 0	0- 0		AWAY		0- 1	0- 1		1- 4		
0- 1	0- 0	0- 0		NEUTRAL		0- 0	0- 0		0- 1		

RPI 1-25				RPI 26-50				RPI 51-100				RPI 101+				Team's RPI: 322	
RPI	S	Opponent	Score	RPI	S	Opponent	Score	RPI	S	Opponent	Score	RPI	S	Opponent	Score		
								62	A	Lehigh	49	80	109	A	American	47	82
								62	H	Lehigh	45	57	109	H	American	58	80
													131	A	Detroit	44	67
													204	A	Navy	50	69
													204	H	Navy	56	54
													204	N	Navy	57	69
													216	H	Howard	47	50
													227	A	Loyola (IL)	57	86
													245	H	Bryant	74	82
													262	A	Holy Cross	56	65
													262	H	Holy Cross	65	78
													277	H	Central Conn. St.	43	61
													283	A	Ohio	40	74
													287	H	Wagner	72	59
													289	A	Mt. St. Mary's	56	45
													291	H	Alabama St.	66	57
													296	A	Lafayette	71	63
													296	H	Lafayette	60	57
													302	A	Army	57	63
													302	H	Army	61	47
													307	A	Cornell	64	74
													318	A	NJIT	41	52
													320	A	Bucknell	47	60
													320	H	Bucknell	62	58
													327	H	Presbyterian	63	47
													332	H	Rider	72	65
LAST 12 Division I GAMES:																	
				204	N	Navy	57	69	296	H	Lafayette	60	57				
				204	A	Navy	50	69	302	H	Army	61	47				
				262	H	Holy Cross	65	78	204	H	Navy	56	54				
				320	H	Bucknell	62	58	262	A	Holy Cross	56	65				
				62	A	Lehigh	49	80	320	A	Bucknell	47	60				
				109	A	American	47	82	62	H	Lehigh	45	57				

Non-Div I Games:

Colgate

Loss, Non-Conf, S Site, H Home A Away N Neutral

RPI	S	Opponent	Score
340	A	St. Francis (NY)	54 59

Colgate

C
o
l
g
a
t
e

C
o
l
g
a
t
e

Average RPI Win:	196	WON-LOST	WINNING	LAST 12	STRENGTH OF	OPP. STRENGTH	TEAM	ADJ.	CONF.	ADJ CONF.
Average RPI Loss:	38	RECORD	PCT. RANK	GAMES	SCHEDULE	OF SCHEDULE	RPI	RPI	RPI	RPI
DIV. I ONLY	13- 17	205	1- 11	59	33	120	121	1	1	
DIV. I NON-CONF.	10- 3	51	0- 0	241	219	100	101	1	1	
TOTALS	RPI 1-25	RPI 26-50	W-L RECORDS	RPI 51-100	RPI 101-150	RPI 150+				
13- 17	0- 9	0- 4	OVERALL	1- 3	4- 0	8- 1				
10- 8	0- 5	0- 2	HOME	0- 1	3- 0	7- 0				
2- 8	0- 3	0- 2	AWAY	1- 2	1- 0	0- 1				
1- 1	0- 1	0- 0	NEUTRAL	0- 0	0- 0	1- 0				
10- 3	0- 1	0- 0	NON-CONFERENCE	0- 1	2- 0	8- 1				
9- 1	0- 1	0- 0	HOME	0- 0	2- 0	7- 0				
0- 2	0- 0	0- 0	AWAY	0- 1	0- 0	0- 1				
1- 0	0- 0	0- 0	NEUTRAL	0- 0	0- 0	1- 0				
3- 14	0- 8	0- 4	CONFERENCE	1- 2	2- 0	0- 0				
1- 7	0- 4	0- 2	HOME	0- 1	1- 0	0- 0				
2- 6	0- 3	0- 2	AWAY	1- 1	1- 0	0- 0				
0- 1	0- 1	0- 0	NEUTRAL	0- 0	0- 0	0- 0				

RPI	S	Opponent	Score	RPI	S	Opponent	Score	RPI	S	Opponent	Score	RPI	S	Opponent	Score	Team's RPI: 121
4	A	Nebraska	73 89	26	A	Iowa St.	41 59	58	A	Texas Tech	61 74	110	A	Missouri	80 79	
4	H	Nebraska	64 80	26	H	Iowa St.	62 68	89	A	Kansas St.	63 57	110	H	Missouri	64 48	
6	H	Texas A&M	61 95	44	A	Kansas	64 75	89	H	Kansas St.	70 72	118	H	Harvard	67 65	
8	A	Oklahoma	55 65	44	H	Kansas	72 79	95	A	Minnesota	78 87	146	H	Ga. Southern	62 50	
12	H	Oklahoma St.	63 74									174	H	Denver	84 57	
13	H	Texas	50 74									178	A	Colorado St.	61 69	
15	A	Baylor	42 76									191	H	Seton Hall	80 54	
15	N	Baylor	65 72									203	H	Yale	78 71	
17	H	Virginia	59 74									208	N	Ill.-Chicago	63 49	
												261	H	UC Irvine	61 56	
												297	H	Grambling	92 43	
												303	H	San Jose St.	86 50	
												334	H	Southern Utah	88 36	
LAST 12 Division I GAMES:																
15	N	Baylor	65 72	44	H	Kansas	72 79									
26	A	Iowa St.	41 59	8	A	Oklahoma	55 65									
89	H	Kansas St.	70 72	13	H	Texas	50 74									
6	H	Texas A&M	61 95	15	A	Baylor	42 76									
110	A	Missouri	80 79	4	H	Nebraska	64 80									
4	A	Nebraska	73 89	44	A	Kansas	64 75									

Non-Div I Games:

Colorado

■ Loss,
■ Non-Conf, S Site,
■ Home
■ Away
N Neutral

Average RPI Win:	205	WON-LOST	WINNING	LAST 12	STRENGTH OF	OPP. STRENGTH	TEAM	ADJ.	CONF.	ADJ CONF.
Average RPI Loss:	106	RECORD	PCT. RANK	GAMES	SCHEDULE	OF SCHEDULE	RPI	RPI	RPI	RPI
DIV. I ONLY	13- 17	205	2- 10	149	99	177	178	7	7	
DIV. I NON-CONF.	8- 5	115	0- 0	270	225	158	161	7	7	
TOTALS	RPI 1-25	RPI 26-50	W-L RECORDS	RPI 51-100	RPI 101-150	RPI 150+				
13- 17	0- 0	0- 2	OVERALL	2- 7	3- 5	8- 3				
9- 5	0- 0	0- 1	HOME	2- 2	2- 2	5- 0				
3- 11	0- 0	0- 1	AWAY	0- 4	1- 3	2- 3				
1- 1	0- 0	0- 0	NEUTRAL	0- 1	0- 0	1- 0				
8- 5	0- 0	0- 0	NON-CONFERENCE	1- 1	1- 1	6- 3				
6- 0	0- 0	0- 0	HOME	1- 0	1- 0	4- 0				
1- 5	0- 0	0- 0	AWAY	0- 1	0- 1	1- 3				
1- 0	0- 0	0- 0	NEUTRAL	0- 0	0- 0	1- 0				
5- 12	0- 0	0- 2	CONFERENCE	1- 6	2- 4	2- 0				
3- 5	0- 0	0- 1	HOME	1- 2	1- 2	1- 0				
2- 6	0- 0	0- 1	AWAY	0- 3	1- 2	1- 0				
0- 1	0- 0	0- 0	NEUTRAL	0- 1	0- 0	0- 0				

RPI S	Opponent	Score	RPI S	Opponent	Score	RPI S	Opponent	Score	RPI S	Opponent	Score	Team's RPI: 178
42	A TCU		42	H TCU	61 73	52	A San Diego St.	38 59	106	A BYU	54 72	
						52	H San Diego St.	54 73	106	H BYU	58 67	
						59	A California	44 78	113	A Wyoming	52 69	
						71	A Utah	52 64	113	H Wyoming	61 64	
						71	H Utah	65 68	121	H Colorado	69 61	
						74	A New Mexico	50 65	144	A A&M-Corpus Christi	58 70	
						74	H New Mexico	67 60	149	A UNLV	66 65	
						74	N New Mexico	54 67	149	H UNLV	65 49	
						99	H Delaware	67 44	156	H Wichita St.	85 60	
									171	A Idaho	65 55	
									174	A Denver	55 68	
									202	H Montana	72 64	
									229	A Northern Colo.	56 65	
									279	N Southern Ill.	62 53	
									286	A Valparaiso	58 68	
									312	H South Dakota	52 47	
									316	A Air Force	74 68	
									316	H Air Force	80 46	
									323	H Texas St.	66 54	
LAST 12 Division I GAMES:												
74	N New Mexico	54 67	106	A BYU	54 72							
71	A Utah	52 64	316	H Air Force	80 46							
52	H San Diego St.	54 73	113	A Wyoming	52 69							
42	H TCU	61 73	71	H Utah	65 68							
74	A New Mexico	50 65	52	A San Diego St.	38 59							
149	H UNLV	65 49	42	A TCU	51 78							

Non-Div I Games:

Colorado St.

■ Loss,
 ■ Non-Conf,
 ■ S Site,
 ■ H Home
 ■ A Away
 N Neutral

Average RPI Win: 228	WON-LOST	WINNING	LAST 12	STRENGTH OF	OPP. STRENGTH	TEAM	ADJ.	CONF.	ADJ CONF.
Average RPI Loss: 96	RECORD	PCT. RANK	GAMES	SCHEDULE	OF SCHEDULE	RPI	RPI	RPI	RPI
DIV. I ONLY	18- 10	87	7- 5	132	204	112	111	18	18
DIV. I NON-CONF.	9- 5	100	0- 0	53	202	76	75	17	17
TOTALS	RPI 1-25	RPI 26-50	W-L RECORDS	RPI 51-100	RPI 101-150	RPI 150+			
18- 10	0- 1	0- 2	OVERALL	1- 2	3- 3	14- 2			
10- 4	0- 1	0- 0	HOME	1- 1	1- 1	8- 1			
8- 5	0- 0	0- 1	AWAY	0- 1	2- 2	6- 1			
0- 1	0- 0	0- 1	NEUTRAL	0- 0	0- 0	0- 0			
9- 5	0- 1	0- 2	NON-CONFERENCE	1- 0	3- 1	5- 1			
5- 2	0- 1	0- 0	HOME	1- 0	1- 0	3- 1			
4- 2	0- 0	0- 1	AWAY	0- 0	2- 1	2- 0			
0- 1	0- 0	0- 1	NEUTRAL	0- 0	0- 0	0- 0			
9- 5	0- 0	0- 0	CONFERENCE	0- 2	0- 2	9- 1			
5- 2	0- 0	0- 0	HOME	0- 1	0- 1	5- 0			
4- 3	0- 0	0- 0	AWAY	0- 1	0- 1	4- 1			
0- 0	0- 0	0- 0	NEUTRAL	0- 0	0- 0	0- 0			

RPI 1-25				RPI 26-50				RPI 51-100				RPI 101+ Team's RPI: 111			
RPI	S	Opponent	Score	RPI	S	Opponent	Score	RPI	S	Opponent	Score	RPI	S	Opponent	Score
20	H	St. John's (NY)	63 75	34	A	North Carolina St.	58 60	51	A	Princeton	57 69	109	H	American	66 56
				43	N	Iowa	69 72	51	H	Princeton	55 77	114	A	Robert Morris	64 63
								99	H	Delaware	75 63	118	A	Harvard	55 73
												118	H	Harvard	67 69
												127	A	Nevada	47 64
												134	A	Long Island	64 62
												158	H	Sacred Heart	79 55
												195	H	Oakland	58 61
												203	A	Yale	74 81
												203	H	Yale	64 47
												210	A	Dartmouth	72 59
												210	H	Dartmouth	66 59
												211	H	Monmouth	70 54
												214	H	Manhattan	69 66
												267	A	Brown	65 60
												267	H	Brown	54 41
												287	A	Wagner	73 49
												307	A	Cornell	68 44
												307	H	Cornell	68 47
												329	A	Penn	80 61
												329	H	Penn	71 58
												340	A	St. Francis (NY)	68 56
LAST 12 Division I GAMES:															
267	H	Brown	54 41	329	H	Penn	71 58	51	H	Princeton	55 77				
203	H	Yale	64 47	203	A	Yale	74 81	267	A	Brown	65 60				
51	A	Princeton	57 69	210	A	Dartmouth	72 59	118	A	Harvard	55 73				
329	A	Penn	80 61												
118	H	Harvard	67 69												
210	H	Dartmouth	66 59												

Non-Div I Games:

Columbia

■ Loss,
■ Non-Conf, S Site,
■ Home
■ Away
N Neutral

Connecticut

Through Games Of Sunday, March 14, 2010

COMBINED				THROUGH GAMES OF SUNDAY, MARCH 11, 1918						
Average RPI Win:	65	WON-LOST	WINNING	LAST 12	STRENGTH OF	OPP. STRENGTH	TEAM	ADJ.	CONF.	ADJ CONF.
Average RPI Loss:	0	RECORD	PCT. RANK	GAMES	SCHEDULE	OF SCHEDULE	RPI	RPI	RPI	RPI
DIV. I ONLY	33- 0	1	12- 0	1	7	1	1	3	3	
DIV. I NON-CONF.	14- 0	1	1- 0	2	5	2	2	5	5	
TOTALS	RPI 1-25		RPI 26-50	W-L RECORDS		RPI 51-100	RPI 101-150		RPI 150+	
33- 0	13- 0		4- 0	OVERALL		8- 0	5- 0		3- 0	
20- 0	8- 0		3- 0	HOME		4- 0	4- 0		1- 0	
12- 0	4- 0		1- 0	AWAY		4- 0	1- 0		2- 0	
1- 0	1- 0		0- 0	NEUTRAL		0- 0	0- 0		0- 0	
14- 0	5- 0		3- 0	NON-CONFERENCE		2- 0	2- 0		2- 0	
9- 0	1- 0		3- 0	HOME		2- 0	2- 0		1- 0	
4- 0	3- 0		0- 0	AWAY		0- 0	0- 0		1- 0	
1- 0	1- 0		0- 0	NEUTRAL		0- 0	0- 0		0- 0	
19- 0	8- 0		1- 0	CONFERENCE		6- 0	3- 0		1- 0	
11- 0	7- 0		0- 0	HOME		2- 0	2- 0		0- 0	
8- 0	1- 0		1- 0	AWAY		4- 0	1- 0		1- 0	
0- 0	0- 0		0- 0	NEUTRAL		0- 0	0- 0		0- 0	

RPI	S	Opponent	Score	RPI	S	Opponent	Score	RPI	S	Opponent	Score	RPI	S	Opponent	Score
2	H	Stanford	80 68	27	H	Hartford	80 45	57	A	Marquette	68 43	103	H	South Fla.	84 42
5	A	Duke	81 48	31	A	DePaul	95 62	67	A	Syracuse	87 66	120	H	Hofstra	91 46
7	A	Notre Dame	76 51	38	H	North Carolina	88 47	67	H	Syracuse	77 41	125	A	Villanova	74 35
7	H	Notre Dame	59 44	39	H	Vermont	84 42	78	A	Louisville	84 38	128	H	Cincinnati	83 51
7	H	Notre Dame	70 46					81	H	Providence	85 53	147	H	Northeastern	105 35
8	A	Oklahoma	76 60					84	H	Richmond	86 37	169	H	Iona	90 35
10	H	West Virginia	80 47					91	H	Clemson	87 48	191	A	Seton Hall	91 24
10	H	West Virginia	60 32					96	A	Pittsburgh	98 56	262	A	Holy Cross	87 34
13	N	Texas	83 58												
14	A	Florida St.	78 59												
18	H	Georgetown	84 62												
20	H	St. John's (NY)	66 52												
24	H	Rutgers	73 36												
LAST 12 Division I GAMES:															
10	H	West Virginia	60 32	81	H	Providence	85 53								
7	H	Notre Dame	59 44	8	A	Oklahoma	76 60								
67	H	Syracuse	77 41	20	H	St. John's (NY)	66 52								
7	A	Notre Dame	76 51	31	A	DePaul	95 62								
18	H	Georgetown	84 62	78	A	Louisville	84 38								
67	A	Syracuse	87 66	10	H	West Virginia	80 47								

Non-Div I Games:

Connecticut

■ Loss,
■ Non-Conf, S Site,
■ Home
■ Away
N Neutral

Average RPI Win: 292		WON-LOST	WINNING	LAST 12	STRENGTH OF	OPP. STRENGTH	TEAM	ADJ.	CONF.	ADJ CONF.
Average RPI Loss: 189		RECORD	PCT. RANK	GAMES	SCHEDULE	OF SCHEDULE	RPI	RPI	RPI	RPI
DIV. I ONLY		8- 19	286	3- 9	301	299	313	311	29	29
DIV. I NON-CONF.		3- 7	267	1- 0	226	87	261	257	31	31
TOTALS	RPI 1-25		RPI 26-50		W-L RECORDS		RPI 51-100		RPI 101-150	RPI 150+
8- 19	0- 1		0- 1		OVERALL		0- 1		1- 5	7- 11
4- 6	0- 0		0- 0		HOME		0- 0		0- 1	4- 5
4- 12	0- 1		0- 1		AWAY		0- 1		1- 4	3- 5
0- 1	0- 0		0- 0		NEUTRAL		0- 0		0- 0	0- 1
3- 7	0- 1		0- 1		NON-CONFERENCE		0- 1		0- 3	3- 1
2- 0	0- 0		0- 0		HOME		0- 0		0- 0	2- 0
1- 7	0- 1		0- 1		AWAY		0- 1		0- 3	1- 1
0- 0	0- 0		0- 0		NEUTRAL		0- 0		0- 0	0- 0
5- 12	0- 0		0- 0		CONFERENCE		0- 0		1- 2	4- 10
2- 6	0- 0		0- 0		HOME		0- 0		0- 1	2- 5
3- 5	0- 0		0- 0		AWAY		0- 0		1- 1	2- 4
0- 1	0- 0		0- 0		NEUTRAL		0- 0		0- 0	0- 1

[illegible]

Non-Div I Games:	St. Augustine's	57	41	West Virginia St.	75	57
------------------	-----------------	----	----	-------------------	----	----

Coppin St.

Loss, Non-Conf, S Site, H Home A Away N Neutral

Average RPI Win:	306	WON-LOST	WINNING	LAST 12	STRENGTH OF	OPP. STRENGTH	TEAM	ADJ.	CONF.	ADJ CONF.
Average RPI Loss:	158	RECORD	PCT. RANK	GAMES	SCHEDULE	OF SCHEDULE	RPI	RPI	RPI	RPI
DIV. I ONLY	6- 20	308	2- 10	227	229	308	307	18	18	
DIV. I NON-CONF.	4- 8	240	0- 0	233	292	264	265	17	17	
TOTALS	RPI 1-25	RPI 26-50	W-L RECORDS	RPI 51-100	RPI 101-150	RPI 150+				
6- 20	0- 0	0- 1	OVERALL	0- 4	0- 6	6- 9				
3- 9	0- 0	0- 0	HOME	0- 2	0- 3	3- 4				
2- 9	0- 0	0- 1	AWAY	0- 1	0- 2	2- 5				
1- 2	0- 0	0- 0	NEUTRAL	0- 1	0- 1	1- 0				
4- 8	0- 0	0- 1	NON-CONFERENCE	0- 2	0- 2	4- 3				
2- 3	0- 0	0- 0	HOME	0- 1	0- 1	2- 1				
1- 3	0- 0	0- 1	AWAY	0- 0	0- 0	1- 2				
1- 2	0- 0	0- 0	NEUTRAL	0- 1	0- 1	1- 0				
2- 12	0- 0	0- 0	CONFERENCE	0- 2	0- 4	2- 6				
1- 6	0- 0	0- 0	HOME	0- 1	0- 2	1- 3				
1- 6	0- 0	0- 0	AWAY	0- 1	0- 2	1- 3				
0- 0	0- 0	0- 0	NEUTRAL	0- 0	0- 0	0- 0				

RPI 1-25			RPI 26-50			RPI 51-100			RPI 101+			Team's RPI: 307			
RPI	S	Opponent	Score	RPI	S	Opponent	Score	RPI	S	Opponent	Score				
				31	A	DePaul	50 89	51	A	Princeton	59 96	111	A	Columbia	47 68
								51	H	Princeton	49 72	111	H	Columbia	44 68
								64	N	Liberty	40 70	112	H	Duquesne	69 74
								80	H	Miami (FL)	62 101	118	A	Harvard	53 69
												118	H	Harvard	53 74
												143	N	Samford	46 62
												203	A	Yale	50 74
												203	H	Yale	60 74
												210	A	Dartmouth	53 55
												210	H	Dartmouth	61 64
												214	A	Manhattan	71 67
												225	A	Binghamton	42 74
												267	A	Brown	54 61
												267	H	Brown	58 74
												268	A	Albany (NY)	55 80
												301	N	Tennessee St.	92 73
												320	H	Bucknell	55 69
												322	H	Colgate	74 64
												329	A	Penn	60 42
												329	H	Penn	59 52
												339	H	IUPUI	73 57
LAST 12 Division I GAMES:															
				203	H	Yale	60 74					51	H	Princeton	49 72
				267	H	Brown	58 74					329	H	Penn	59 52
				329	A	Penn	60 42					267	A	Brown	54 61
				51	A	Princeton	59 96					203	A	Yale	50 74
				210	H	Dartmouth	61 64					118	A	Harvard	53 69
				118	H	Harvard	53 74					210	A	Dartmouth	53 55

Non-Div I Games: Ithaca 81 54

Cornell

Loss, Non-Conf, S Site, H Home A Away N Neutral

Creighton

Through Games Of Sunday, March 14, 2010

Average RPI Win: 173		WON-LOST	WINNING	LAST 12	STRENGTH OF		OPP. STRENGTH	TEAM	ADJ.	CONF.	ADJ CONF.
Average RPI Loss: 86		RECORD	PCT. RANK	GAMES	SCHEDULE		OF SCHEDULE	RPI	RPI	RPI	RPI
DIV. I ONLY		20- 10	77	8- 4	93		85	68	65	11	11
DIV. I NON-CONF.		5- 4	140	0- 0	60		7	80	77	11	11
<hr/>											
TOTALS	RPI 1-25	RPI 26-50		W-L RECORDS		RPI 51-100		RPI 101-150		RPI 150+	
20- 10	0- 2	2- 1		OVERALL		1- 1		3- 4		14- 2	
11- 3	0- 1	1- 0		HOME		1- 0		2- 1		7- 1	
7- 6	0- 1	1- 1		AWAY		0- 1		1- 2		5- 1	
2- 1	0- 0	0- 0		NEUTRAL		0- 0		0- 1		2- 0	
<hr/>											
5- 4	0- 2	0- 1		NON-CONFERENCE		1- 1		0- 0		4- 0	
4- 1	0- 1	0- 0		HOME		1- 0		0- 0		3- 0	
1- 3	0- 1	0- 1		AWAY		0- 1		0- 0		1- 0	
0- 0	0- 0	0- 0		NEUTRAL		0- 0		0- 0		0- 0	
<hr/>											
15- 6	0- 0	2- 0		CONFERENCE		0- 0		3- 4		10- 2	
7- 2	0- 0	1- 0		HOME		0- 0		2- 1		4- 1	
6- 3	0- 0	1- 0		AWAY		0- 0		1- 2		4- 1	
2- 1	0- 0	0- 0		NEUTRAL		0- 0		0- 1		2- 0	

RPI 1-25				RPI 26-50				RPI 51-100				Team's RPI: 65	RPI 101+			
RPI	S	Opponent	Score	RPI	S	Opponent	Score	RPI	S	Opponent	Score		RPI	S	Opponent	Score
4	A	Nebraska	56 69	44	A	Kansas	56 77	57	A	Marquette	59 66		101	A	Missouri St.	64 70
8	H	Oklahoma	58 67	50	A	Illinois St.	69 44	89	H	Kansas St.	63 54		101	H	Missouri St.	67 82
				50	H	Illinois St.	60 57						117	A	UNI	57 73
													117	H	UNI	62 58
													117	N	UNI	53 54
													142	A	Indiana St.	55 44
													142	H	Indiana St.	66 53
													151	A	UC Davis	63 61
													154	A	Drake	77 57
													154	H	Drake	74 61
													154	N	Drake	65 62
													156	A	Wichita St.	58 48
													156	H	Wichita St.	89 48
													156	N	Wichita St.	76 59
													157	A	Bradley	62 72
													157	H	Bradley	57 63
													189	H	Davidson	77 58
													213	H	Arkansas St.	77 54
													220	H	St. Louis	69 58
													279	A	Southern Ill.	84 62
													279	H	Southern Ill.	63 41
													304	A	Evansville	63 37
													304	H	Evansville	42 41
LAST 12 Division I GAMES:																
				117	N	UNI	53 54						117	A	UNI	57 73
				156	N	Wichita St.	76 59						157	A	Bradley	62 72
				154	N	Drake	65 62						304	H	Evansville	42 41
				142	H	Indiana St.	66 53						279	H	Southern Ill.	63 41
				50	H	Illinois St.	60 57						156	A	Wichita St.	58 48
				154	A	Drake	77 57						101	A	Missouri St.	64 70

Non-Div I Games:

Creighton

■ Loss,
 ■ Non-Conf, S Site,
 ■ Home
 ■ Away
 N Neutral

Average RPI Win:	267	WON-LOST	WINNING	LAST 12	STRENGTH OF	OPP. STRENGTH	TEAM	ADJ.	CONF.	ADJ CONF.
Average RPI Loss:	108	RECORD	PCT. RANK	GAMES	SCHEDULE	OF SCHEDULE	RPI	RPI	RPI	RPI
DIV. I ONLY	11- 17	239	4- 8	162	147	212	210	18	18	
DIV. I NON-CONF.	5- 9	235	0- 0	125	62	191	189	17	17	
TOTALS	RPI 1-25	RPI 26-50	W-L RECORDS	RPI 51-100	RPI 101-150	RPI 150+				
11- 17	0- 0	0- 6	OVERALL	0- 3	1- 4	10- 4				
5- 8	0- 0	0- 3	HOME	0- 1	1- 1	4- 3				
5- 9	0- 0	0- 3	AWAY	0- 2	0- 3	5- 1				
1- 0	0- 0	0- 0	NEUTRAL	0- 0	0- 0	1- 0				
5- 9	0- 0	0- 6	NON-CONFERENCE	0- 1	0- 1	5- 1				
2- 4	0- 0	0- 3	HOME	0- 0	0- 0	2- 1				
2- 5	0- 0	0- 3	AWAY	0- 1	0- 1	2- 0				
1- 0	0- 0	0- 0	NEUTRAL	0- 0	0- 0	1- 0				
6- 8	0- 0	0- 0	CONFERENCE	0- 2	1- 3	5- 3				
3- 4	0- 0	0- 0	HOME	0- 1	1- 1	2- 2				
3- 4	0- 0	0- 0	AWAY	0- 1	0- 2	3- 1				
0- 0	0- 0	0- 0	NEUTRAL	0- 0	0- 0	0- 0				

RPI S	Opponent	Score	RPI S	Opponent	Score	RPI S	Opponent	Score	RPI S	Opponent	Score	Team's RPI: 210
			27	H Hartford	41 70	51	A Princeton	47 58	111	A Columbia	59 66	
			33	H Temple	38 64	51	H Princeton	43 64	111	H Columbia	59 72	
			36	A Southern California	46 78	67	A Syracuse	42 56	118	A Harvard	59 64	
			39	A Vermont	59 83				118	H Harvard	45 44	
			40	H Dayton	36 57				128	A Cincinnati	35 55	
			48	A Boston College	46 84				203	A Yale	42 58	
									203	H Yale	66 70	
									231	A Stony Brook	77 72	
									243	H Rhode Island	57 58	
									245	H Bryant	57 47	
									262	A Holy Cross	67 62	
									267	A Brown	51 29	
									267	H Brown	67 63	
									275	H New Hampshire	49 48	
									307	A Cornell	64 61	
									307	H Cornell	55 53	
									328	N Delaware St.	49 38	
									329	A Penn	51 37	
									329	H Penn	31 44	
LAST 12 Division I GAMES:												
			118	A Harvard	59 64	111	A Columbia	59 66				
			329	H Penn	31 44	203	H Yale	66 70				
			51	H Princeton	43 64	267	H Brown	67 63				
			267	A Brown	51 29	51	A Princeton	47 58				
			203	A Yale	42 58	329	A Penn	51 37				
			307	A Cornell	64 61	111	H Columbia	59 72				

Non-Div I Games:

Dartmouth

■ Loss,
■ Non-Conf,
■ S Site,
■ H Home
■ A Away
N Neutral

Average RPI Win:	246	WON-LOST	WINNING	LAST 12	STRENGTH OF	OPP. STRENGTH	TEAM	ADJ.	CONF.	ADJ CONF.
Average RPI Loss:	136	RECORD	PCT. RANK	GAMES	SCHEDULE	OF SCHEDULE	RPI	RPI	RPI	RPI
DIV. I ONLY	13- 15	193	6- 6	179	193	190	189	19	20	
DIV. I NON-CONF.	1- 6	319	0- 0	38	52	227	224	19	19	
TOTALS	RPI 1-25	RPI 26-50	W-L RECORDS	RPI 51-100	RPI 101-150	RPI 150+				
13- 15	0- 1	0- 1	OVERALL	0- 3	3- 6	10- 4				
7- 4	0- 0	0- 0	HOME	0- 1	2- 2	5- 1				
6- 8	0- 1	0- 1	AWAY	0- 2	1- 3	5- 1				
0- 3	0- 0	0- 0	NEUTRAL	0- 0	0- 1	0- 2				
1- 6	0- 1	0- 1	NON-CONFERENCE	0- 1	0- 1	1- 2				
1- 0	0- 0	0- 0	HOME	0- 0	0- 0	1- 0				
0- 4	0- 1	0- 1	AWAY	0- 1	0- 0	0- 1				
0- 2	0- 0	0- 0	NEUTRAL	0- 0	0- 1	0- 1				
12- 9	0- 0	0- 0	CONFERENCE	0- 2	3- 5	9- 2				
6- 4	0- 0	0- 0	HOME	0- 1	2- 2	4- 1				
6- 4	0- 0	0- 0	AWAY	0- 1	1- 3	5- 0				
0- 1	0- 0	0- 0	NEUTRAL	0- 0	0- 0	0- 1				

RPI 1-25			RPI 26-50			RPI 51-100			RPI 101+ Team's RPI: 189		
RPI	S	Opponent	Score	RPI	S	Opponent	Score	RPI	S	Opponent	Score
4	A	Nebraska	62 86	34	A	North Carolina St.	54 79	65	A	Creighton	58 77
								75	A	Chattanooga	54 65
								75	H	Chattanooga	62 64
								112	N	Duquesne	71 74
								126	A	Appalachian St.	61 72
								126	H	Appalachian St.	59 68
								129	A	Col. of Charleston	78 84
								129	H	Col. of Charleston	72 69
								143	A	Samford	57 73
								143	H	Samford	78 77
								146	A	Ga. Southern	68 50
								146	H	Ga. Southern	47 58
								192	A	William & Mary	63 74
								211	N	Monmouth	43 46
								248	A	UNC Greensboro	83 53
								248	H	UNC Greensboro	67 45
								252	H	Longwood	69 53
								272	A	Western Caro.	62 51
								272	H	Western Caro.	75 65
								288	A	Wofford	66 60
								288	H	Wofford	90 68
								292	A	Elon	82 73
								292	H	Elon	63 77
								310	A	Furman	81 78
								310	H	Furman	65 52
								310	N	Furman	67 73
LAST 12 Division I GAMES:											
		310	N	Furman	67	73		292	H	Elon	63 77
		310	H	Furman	65	52		248	A	UNC Greensboro	83 53
		146	H	Ga. Southern	47	58		288	A	Wofford	66 60
		129	H	Col. of Charleston	72	69		272	H	Western Caro.	75 65
		75	A	Chattanooga	54	65		126	A	Appalachian St.	61 72
		143	A	Samford	57	73		146	A	Ga. Southern	68 50

Non-Div I Games: Newberry 64 55

Davidson

■ Loss,
 ■ Non-Conf, S Site,
 ■ Home
 ■ Away
 N Neutral

Average RPI Win:	172	WON-LOST	WINNING	LAST 12	STRENGTH OF	OPP. STRENGTH	TEAM	ADJ.	CONF.	ADJ CONF.
Average RPI Loss:	51	RECORD	PCT. RANK	GAMES	SCHEDULE	OF SCHEDULE	RPI	RPI	RPI	RPI
DIV. I ONLY	24- 7	31	9- 3	78	94	37	40	10	10	
DIV. I NON-CONF.	12- 3	40	0- 0	128	97	56	58	10	10	
TOTALS	RPI 1-25	RPI 26-50	W-L RECORDS	RPI 51-100	RPI 101-150	RPI 150+				
24- 7	2- 2	1- 2	OVERALL	4- 2	3- 1	14- 0				
11- 2	1- 1	1- 0	HOME	2- 1	2- 0	5- 0				
10- 3	0- 1	0- 0	AWAY	1- 1	1- 1	8- 0				
3- 2	1- 0	0- 2	NEUTRAL	1- 0	0- 0	1- 0				
12- 3	2- 0	0- 1	NON-CONFERENCE	1- 2	1- 0	8- 0				
5- 1	1- 0	0- 0	HOME	0- 1	1- 0	3- 0				
5- 1	0- 0	0- 0	AWAY	1- 1	0- 0	4- 0				
2- 1	1- 0	0- 1	NEUTRAL	0- 0	0- 0	1- 0				
12- 4	0- 2	1- 1	CONFERENCE	3- 0	2- 1	6- 0				
6- 1	0- 1	1- 0	HOME	2- 0	1- 0	2- 0				
5- 2	0- 1	0- 0	AWAY	0- 0	1- 1	4- 0				
1- 1	0- 0	0- 1	NEUTRAL	1- 0	0- 0	0- 0				

RPI S	Opponent	Score	RPI S	Opponent	Score	Team's RPI: 40	RPI S	Opponent	Score	RPI S	Opponent	Score	RPI S	Opponent	Score
11	A Xavier	49 74	33	H Temple	71 63		61	A Toledo	65 68	101	H Butler	84 81			
11	H Xavier	79 80	33	N Temple	64 67		72	H St. Bonaventure	76 65	112	A Duquesne	75 53			
16	H Michigan St.	77 74	39	N Vermont	65 74		72	N St. Bonaventure	83 66	119	H Charlotte	70 55			
18	N Georgetown	62 59					78	H Louisville	63 65	122	A St. Joseph's	62 68			
							79	A Purdue	56 53	204	H Navy	84 54			
							84	H Richmond	83 31	207	A Massachusetts	74 60			
										208	A Ill.-Chicago	73 46			
										210	A Dartmouth	57 36			
										220	H St. Louis	73 54			
										228	H Wright St.	79 58			
										241	A Miami (OH)	84 75			
										243	H Rhode Island	75 56			
										244	A George Washington	59 55			
										247	A La Salle	62 46			
										249	H Milwaukee	86 52			
										294	A Fordham	72 42			
										309	A Chicago St.	82 51			
										321	N Seattle	75 37			
LAST 12 Division I GAMES:															
			33	N Temple	64 67		207	A Massachusetts	74 60						
			72	N St. Bonaventure	83 66		294	A Fordham	72 42						
			247	A La Salle	62 46		220	H St. Louis	73 54						
			243	H Rhode Island	75 56		119	H Charlotte	70 55						
			33	H Temple	71 63		11	A Xavier	49 74						
			11	H Xavier	79 80		112	A Duquesne	75 53						

Non-Div I Games:

Dayton

■ Loss,
 ■ Non-Conf, S Site,
 ■ Home
 ■ Away
 N Neutral

DePaul				Through Games Of Sunday, March 14, 2010						
Average RPI Win:	137	WON-LOST	WINNING	LAST 12	STRENGTH OF	OPP. STRENGTH	TEAM	ADJ.	CONF.	ADJ CONF.
Average RPI Loss:	31	RECORD	PCT. RANK	GAMES	SCHEDULE	OF SCHEDULE	RPI	RPI	RPI	RPI
DIV. I ONLY	21- 11	81	8- 4	24	50	29	31	3	3	
DIV. I NON-CONF.	11- 3	48	0- 0	64	123	33	34	5	5	

TOTALS	RPI 1-25	RPI 26-50		W-L RECORDS		RPI 51-100	RPI 101-150		RPI 150+	
21- 11	1- 8	1- 0		OVERALL		6- 3	5- 0		8- 0	
12- 2	0- 2	0- 0		HOME		4- 0	2- 0		6- 0	
6- 8	0- 5	1- 0		AWAY		1- 3	2- 0		2- 0	
3- 1	1- 1	0- 0		NEUTRAL		1- 0	1- 0		0- 0	
11- 3	1- 1	1- 0		NON-CONFERENCE		0- 2	2- 0		7- 0	
6- 0	0- 0	0- 0		HOME		0- 0	0- 0		6- 0	
3- 3	0- 1	1- 0		AWAY		0- 2	1- 0		1- 0	
2- 0	1- 0	0- 0		NEUTRAL		0- 0	1- 0		0- 0	
10- 8	0- 7	0- 0		CONFERENCE		6- 1	3- 0		1- 0	
6- 2	0- 2	0- 0		HOME		4- 0	2- 0		0- 0	
3- 5	0- 4	0- 0		AWAY		1- 1	1- 0		1- 0	
1- 1	0- 1	0- 0		NEUTRAL		1- 0	0- 0		0- 0	

D

e
p
a
u
l

RPI 1-25			Score
RPI S	Opponent		
1 H	Connecticut	62	95
2 A	Stanford	60	96
7 A	Notre Dame	66	90
10 A	West Virginia	57	64
10 N	West Virginia	41	47
14 N	Florida St.	75	60
18 A	Georgetown	65	74
20 H	St. John's (NY)	51	68
24 A	Rutgers	57	60

RPI 26-50			Score
RPI S	Opponent		
50 A	Illinois St.	63	61

Team's RPI: 31

RPI 51-100			Score
RPI S	Opponent		
57 A	Marquette	72	63
57 H	Marquette	73	63
57 N	Marquette	64	54
67 H	Syracuse	74	71
70 A	Green Bay	68	79
78 H	Louisville	76	70
81 A	Providence	66	70
96 H	Pittsburgh	68	57
97 A	Northwestern	55	59

RPI 101+			Score
RPI S	Opponent		
103 A	South Fla.	75	61
116 N	Arkansas	46	45
125 H	Villanova	64	60
128 H	Cincinnati	71	63
149 A	UNLV	82	48
185 H	San Diego	84	64
191 A	Seton Hall	73	69
197 H	Central Mich.	86	76
208 H	Ill.-Chicago	67	56
218 H	North Dakota St.	77	65
227 H	Loyola (IL)	73	30
254 A	Northern Ill.	78	67
307 H	Cornell	89	50

D

e
p
a
u
l

LAST 12 Division I GAMES:

10 N	West Virginia	41	47	7 A	Notre Dame	66	90
57 N	Marquette	64	54	1 H	Connecticut	62	95
103 A	South Fla.	75	61	125 H	Villanova	64	60
67 H	Syracuse	74	71	81 A	Providence	66	70
96 H	Pittsburgh	68	57	57 H	Marquette	73	63
57 A	Marquette	72	63	128 H	Cincinnati	71	63

Non-Div I Games:

DePaul

Average RPI Win:	182	WON-LOST	WINNING	LAST 12	STRENGTH OF	OPP. STRENGTH	TEAM	ADJ.	CONF.	ADJ CONF.
Average RPI Loss:	90	RECORD	PCT. RANK	GAMES	SCHEDULE	OF SCHEDULE	RPI	RPI	RPI	RPI
DIV. I ONLY	21- 11	81	8- 4	147	91	97	99	8	8	
DIV. I NON-CONF.	8- 3	69	0- 0	201	186	94	97	8	8	
TOTALS	RPI 1-25	RPI 26-50	W-L RECORDS	RPI 51-100	RPI 101-150	RPI 150+				
21- 11	0- 0	0- 1	OVERALL	1- 4	6- 5	14- 1				
11- 2	0- 0	0- 0	HOME	0- 1	3- 1	8- 0				
7- 8	0- 0	0- 1	AWAY	0- 2	2- 4	5- 1				
3- 1	0- 0	0- 0	NEUTRAL	1- 1	1- 0	1- 0				
8- 3	0- 0	0- 0	NON-CONFERENCE	1- 1	0- 1	7- 1				
4- 0	0- 0	0- 0	HOME	0- 0	0- 0	4- 0				
3- 3	0- 0	0- 0	AWAY	0- 1	0- 1	3- 1				
1- 0	0- 0	0- 0	NEUTRAL	1- 0	0- 0	0- 0				
13- 8	0- 0	0- 1	CONFERENCE	0- 3	6- 4	7- 0				
7- 2	0- 0	0- 0	HOME	0- 1	3- 1	4- 0				
4- 5	0- 0	0- 1	AWAY	0- 1	2- 3	2- 0				
2- 1	0- 0	0- 0	NEUTRAL	0- 1	1- 0	1- 0				

RPI S	Opponent	Score	RPI S	Opponent	Score	RPI S	Opponent	Score	RPI S	Opponent	Score
			37 A	James Madison	83 88	51 A	Princeton	59 68	104 A	Drexel	58 60
						55 A	Old Dominion	52 54	104 H	Drexel	67 70
						55 H	Old Dominion	59 60	104 N	Drexel	67 61
						55 N	Old Dominion	49 50	108 A	VCU	59 60
						92 N	Houston	72 43	111 A	Columbia	63 75
									120 A	Hofstra	71 65
									120 H	Hofstra	59 41
									135 A	Towson	45 56
									135 H	Towson	72 49
									147 A	Northeastern	61 53
									147 H	Northeastern	60 49
									152 A	St. Francis (PA)	77 64
									172 H	Georgia St.	68 65
									178 A	Colorado St.	44 67
									181 H	UNC Wilmington	63 59
									192 A	William & Mary	65 52
									192 H	William & Mary	84 55
									198 A	UMBC	70 61
									204 H	Navy	67 50
									207 H	Massachusetts	57 55
									219 A	George Mason	53 44
									219 H	George Mason	67 63
									219 N	George Mason	58 41
									247 H	La Salle	54 46
									266 A	Maine	52 50
									283 H	Buffalo	85 72
LAST 12 Division I GAMES:											
			55 N	Old Dominion	49 50	192 A	William & Mary	65 52			
			104 N	Drexel	67 61	37 A	James Madison	83 88			
			219 N	George Mason	58 41	172 H	Georgia St.	68 65			
			120 H	Hofstra	59 41	55 A	Old Dominion	52 54			
			135 A	Towson	45 56	219 H	George Mason	67 63			
			147 H	Northeastern	60 49	192 H	William & Mary	84 55			

Non-Div I Games:

Delaware

Average RPI Win:	308	WON-LOST	WINNING	LAST 12	STRENGTH OF	OPP. STRENGTH	TEAM	ADJ.	CONF.	ADJ CONF.
Average RPI Loss:	200	RECORD	PCT. RANK	GAMES	SCHEDULE	OF SCHEDULE	RPI	RPI	RPI	RPI
DIV. I ONLY	5- 24	324	3- 9	247	330	328	328	29	29	
DIV. I NON-CONF.	1- 11	333	0- 0	254	290	336	336	31	31	
TOTALS	RPI 1-25	RPI 26-50	W-L RECORDS	RPI 51-100	RPI 101-150	RPI 150+				
5- 24	0- 0	0- 0	OVERALL	0- 1	0- 6	5- 17				
4- 9	0- 0	0- 0	HOME	0- 0	0- 2	4- 7				
1- 12	0- 0	0- 0	AWAY	0- 1	0- 4	1- 7				
0- 3	0- 0	0- 0	NEUTRAL	0- 0	0- 0	0- 3				
1- 11	0- 0	0- 0	NON-CONFERENCE	0- 1	0- 3	1- 7				
1- 4	0- 0	0- 0	HOME	0- 0	0- 1	1- 3				
0- 5	0- 0	0- 0	AWAY	0- 1	0- 2	0- 2				
0- 2	0- 0	0- 0	NEUTRAL	0- 0	0- 0	0- 2				
4- 13	0- 0	0- 0	CONFERENCE	0- 0	0- 3	4- 10				
3- 5	0- 0	0- 0	HOME	0- 0	0- 1	3- 4				
1- 7	0- 0	0- 0	AWAY	0- 0	0- 2	1- 5				
0- 1	0- 0	0- 0	NEUTRAL	0- 0	0- 0	0- 1				

RPI S	Opponent	Score	RPI S	Opponent	Score	RPI S	Opponent	Score	RPI S	Opponent	Score	Team's RPI: 328
						67 A	Syracuse	20 72	130 A	Hampton	41 47	
									130 H	Hampton	43 62	
									133 A	Kent St.	48 57	
									134 A	Long Island	34 66	
									138 A	N.C. A&T	56 70	
									147 H	Northeastern	46 66	
									172 H	Georgia St.	42 66	
									191 A	Seton Hall	50 74	
									192 H	William & Mary	47 55	
									201 A	Florida A&M	40 53	
									201 H	Florida A&M	42 52	
									204 H	Navy	43 52	
									210 N	Dartmouth	38 49	
									216 H	Howard	44 48	
									222 N	Cal St. Bakersfield	37 74	
									237 A	Bethune-Cookman	62 70	
									237 H	Bethune-Cookman	57 53	
									242 A	Morgan St.	58 62	
									242 H	Morgan St.	52 53	
									263 A	Md.-East. Shore	61 74	
									263 H	Md.-East. Shore	55 58	
									263 N	Md.-East. Shore	45 52	
									302 A	Army	50 57	
									308 H	South Carolina St.	51 50	
									311 A	Coppin St.	37 58	
									311 H	Coppin St.	53 41	
LAST 12 Division I GAMES:												
			263 N	Md.-East. Shore	45 52		237 H	Bethune-Cookman	57 53			
			263 H	Md.-East. Shore	55 58		343 A	Norfolk St.	57 44			
			130 A	Hampton	41 47		138 A	N.C. A&T	56 70			
			311 H	Coppin St.	53 41		216 H	Howard	44 48			
			242 H	Morgan St.	52 53		130 H	Hampton	43 62			
			201 H	Florida A&M	42 52		311 A	Coppin St.	37 58			

Non-Div I Games: Lincoln (PA) 84 28

Delaware St.

■ Loss,
 ■ Non-Conf,
 ■ S Site,
 ■ Home
 ■ A Away
 N Neutral

RPI	S	Opponent	Score
342	H	Winston-Salem	57 39
343	A	Norfolk St.	57 44

Delaware St.

D
e
l
a
w
a
r
e
S
t
.

D
e
l
a
w
a
r
e
S
t
.

Average RPI Win:	247	WON-LOST	WINNING	LAST 12	STRENGTH OF	OPP. STRENGTH	TEAM	ADJ.	CONF.	ADJ CONF.
Average RPI Loss:	143	RECORD	PCT. RANK	GAMES	SCHEDULE	OF SCHEDULE	RPI	RPI	RPI	RPI
DIV. I ONLY	18- 13	110	5- 7	270	206	172	174	15	15	
DIV. I NON-CONF.	5- 6	184	0- 1	305	259	254	255	16	16	
TOTALS	RPI 1-25	RPI 26-50	W-L RECORDS	RPI 51-100	RPI 101-150	RPI 150+				
18- 13	0- 1	0- 0	OVERALL	0- 3	0- 2	18- 7				
9- 5	0- 0	0- 0	HOME	0- 2	0- 1	9- 2				
8- 7	0- 1	0- 0	AWAY	0- 1	0- 1	8- 4				
1- 1	0- 0	0- 0	NEUTRAL	0- 0	0- 0	1- 1				
5- 6	0- 0	0- 0	NON-CONFERENCE	0- 0	0- 2	5- 4				
3- 2	0- 0	0- 0	HOME	0- 0	0- 1	3- 1				
2- 4	0- 0	0- 0	AWAY	0- 0	0- 1	2- 3				
0- 0	0- 0	0- 0	NEUTRAL	0- 0	0- 0	0- 0				
13- 7	0- 1	0- 0	CONFERENCE	0- 3	0- 0	13- 3				
6- 3	0- 0	0- 0	HOME	0- 2	0- 0	6- 1				
6- 3	0- 1	0- 0	AWAY	0- 1	0- 0	6- 1				
1- 1	0- 0	0- 0	NEUTRAL	0- 0	0- 0	1- 1				

RPI S	Opponent	Score	RPI S	Opponent	Score	RPI S	Opponent	Score	RPI S	Opponent	Score	Team's RPI: 174
23	A Middle Tenn.	78 94				56	A UALR	58 64	113	H Wyoming	62 65	
						56	H UALR	50 58	121	A Colorado	57 84	
						82	H Western Ky.	70 73	151	A UC Davis	57 64	
									164	H FIU	62 48	
									167	H Fla. Atlantic	56 70	
									178	H Colorado St.	68 55	
									187	H Montana St.	82 48	
									196	A South Ala.	64 61	
									196	H South Ala.	71 68	
									202	A Montana	51 65	
									213	A Arkansas St.	58 74	
									213	H Arkansas St.	65 60	
									218	A North Dakota St.	50 62	
									224	A New Orleans	55 49	
									224	H New Orleans	61 54	
									224	N New Orleans	48 55	
									229	H Northern Colo.	72 74	
									239	A North Texas	65 58	
									251	A Troy	60 58	
									278	A La.-Monroe	62 56	
									278	H La.-Monroe	63 62	
									278	N La.-Monroe	69 57	
									300	A La.-Lafayette	75 66	
									300	H La.-Lafayette	76 63	
									303	A San Jose St.	66 61	
									316	A Air Force	64 62	
LAST 12 Division I GAMES:												
224	N	New Orleans	48	55	239	A	North Texas	65	58			
278	N	La.-Monroe	69	57	23	A	Middle Tenn.	78	94			
300	H	La.-Lafayette	76	63	167	H	Fla. Atlantic	56	70			
196	A	South Ala.	64	61	229	H	Northern Colo.	72	74			
224	A	New Orleans	55	49	213	A	Arkansas St.	58	74			
56	H	UALR	50	58	56	A	UALR	58	64			

Non-Div I Games:

Denver

■ Loss,
 ■ Non-Conf,
 ■ S Site,
 ■ Home
 ■ A Away
 N Neutral

RPI	S	Opponent	Score
325	H	Northern Ariz.	46 41

D
e
n
v
e
r

D
e
n
v
e
r

Denver

Average RPI Win:	236	WON-LOST	WINNING	LAST 12	STRENGTH OF	OPP. STRENGTH	TEAM	ADJ.	CONF.	ADJ CONF.
Average RPI Loss:	101	RECORD	PCT. RANK	GAMES	SCHEDULE	OF SCHEDULE	RPI	RPI	RPI	RPI
DIV. I ONLY	17- 14	129	9- 3	112	212	134	131	20	19	
DIV. I NON-CONF.	2- 9	305	0- 0	42	143	222	217	18	18	
TOTALS	RPI 1-25	RPI 26-50	W-L RECORDS	RPI 51-100	RPI 101-150	RPI 150+				
17- 14	0- 2	0- 1	OVERALL	1- 3	1- 6	15- 2				
10- 6	0- 1	0- 1	HOME	1- 2	1- 1	8- 1				
7- 7	0- 1	0- 0	AWAY	0- 1	0- 4	7- 1				
0- 1	0- 0	0- 0	NEUTRAL	0- 0	0- 1	0- 0				
2- 9	0- 2	0- 1	NON-CONFERENCE	0- 2	0- 2	2- 2				
1- 5	0- 1	0- 1	HOME	0- 2	0- 0	1- 1				
1- 4	0- 1	0- 0	AWAY	0- 0	0- 2	1- 1				
0- 0	0- 0	0- 0	NEUTRAL	0- 0	0- 0	0- 0				
15- 5	0- 0	0- 0	CONFERENCE	1- 1	1- 4	13- 0				
9- 1	0- 0	0- 0	HOME	1- 0	1- 1	7- 0				
6- 3	0- 0	0- 0	AWAY	0- 1	0- 2	6- 0				
0- 1	0- 0	0- 0	NEUTRAL	0- 0	0- 1	0- 0				

RPI S	Opponent	Score	RPI S	Opponent	Score	RPI S	Opponent	Score	RPI S	Opponent	Score	Team's RPI: 131
16	H Michigan St.	62 71	47	H Bowling Green	43 64	54	H Michigan	51 65	101	A Butler	44 65	
25	A Georgia	42 66				70	A Green Bay	46 71	101	H Butler	62 72	
						70	H Green Bay	71 55	101	N Butler	55 69	
						90	H Eastern Mich.	55 72	123	A Cleveland St.	60 70	
									123	H Cleveland St.	62 54	
									128	A Cincinnati	58 65	
									142	A Indiana St.	53 70	
									161	A Morehead St.	71 84	
									195	A Oakland	74 65	
									208	A Ill.-Chicago	64 61	
									208	H Ill.-Chicago	66 65	
									227	A Loyola (IL)	63 56	
									227	H Loyola (IL)	53 50	
									227	H Loyola (IL)	75 62	
									228	A Wright St.	58 54	
									228	H Wright St.	68 47	
									249	A Milwaukee	59 57	
									249	H Milwaukee	72 65	
									258	H Canisius	52 54	
									286	A Valparaiso	72 70	
									286	H Valparaiso	67 49	
									322	H Colgate	67 44	
									341	A Youngstown St.	80 62	
									341	H Youngstown St.	80 44	

LAST 12 Division I GAMES:

101	N Butler	55 69	101	H Butler	62 72
227	H Loyola (IL)	75 62	208	A Ill.-Chicago	64 61
228	A Wright St.	58 54	227	A Loyola (IL)	63 56
341	A Youngstown St.	80 62	249	H Milwaukee	72 65
123	A Cleveland St.	60 70	70	H Green Bay	71 55
286	H Valparaiso	67 49	123	H Cleveland St.	62 54

Average RPI Win:	201	WON-LOST	WINNING	LAST 12	STRENGTH OF	OPP. STRENGTH	TEAM	ADJ.	CONF.	ADJ CONF.
Average RPI Loss:	115	RECORD	PCT. RANK	GAMES	SCHEDULE	OF SCHEDULE	RPI	RPI	RPI	RPI
DIV. I ONLY	15- 15	165	4- 8	130	136	154	154	11	11	
DIV. I NON-CONF.	7- 3	77	0- 0	88	215	75	76	11	11	
TOTALS	RPI 1-25	RPI 26-50	W-L RECORDS	RPI 51-100	RPI 101-150	RPI 150+				
15- 15	0- 0	1- 3	OVERALL	1- 4	4- 3	9- 5				
9- 4	0- 0	1- 1	HOME	0- 1	2- 1	6- 1				
3- 10	0- 0	0- 2	AWAY	0- 2	1- 2	2- 4				
3- 1	0- 0	0- 0	NEUTRAL	1- 1	1- 0	1- 0				
7- 3	0- 0	1- 1	NON-CONFERENCE	1- 1	1- 0	4- 1				
4- 0	0- 0	1- 0	HOME	0- 0	0- 0	3- 0				
1- 3	0- 0	0- 1	AWAY	0- 1	0- 0	1- 1				
2- 0	0- 0	0- 0	NEUTRAL	1- 0	1- 0	0- 0				
8- 12	0- 0	0- 2	CONFERENCE	0- 3	3- 3	5- 4				
5- 4	0- 0	0- 1	HOME	0- 1	2- 1	3- 1				
2- 7	0- 0	0- 1	AWAY	0- 1	1- 2	1- 3				
1- 1	0- 0	0- 0	NEUTRAL	0- 1	0- 0	1- 0				

RPI S	Opponent	Score	RPI S	Opponent	Score	RPI S	Opponent	Score	RPI S	Opponent	Score	Team's RPI: 154
26	H Iowa St.	78 75	56	N UALR	66 65	101	A Missouri St.	78 87				
43	A Iowa	61 73	65	A Creighton	61 74	101	H Missouri St.	88 84				
50	A Illinois St.	58 77	65	H Creighton	57 77	117	A UNI	43 62				
50	H Illinois St.	66 80	65	N Creighton	62 65	117	H UNI	46 59				
			73	A St. Mary's (CA)	73 76	142	A Indiana St.	87 73				
						142	H Indiana St.	77 58				
						144	N A&M-Corpus Christi	56 46				
						156	A Wichita St.	63 66				
						156	H Wichita St.	68 54				
						157	A Bradley	55 63				
						157	H Bradley	58 61				
						209	H North Dakota	70 58				
						223	A UMKC	68 70				
						224	H New Orleans	67 40				
						279	A Southern Ill.	60 80				
						279	H Southern Ill.	74 56				
						304	A Evansville	67 53				
						304	H Evansville	69 48				
						304	N Evansville	73 62				
						309	H Chicago St.	82 60				
						316	A Air Force	85 67				
LAST 12 Division I GAMES:												
65	N Creighton	62 65	117	A UNI	43 62							
304	N Evansville	73 62	279	H Southern Ill.	74 56							
50	H Illinois St.	66 80	304	H Evansville	69 48							
142	H Indiana St.	77 58	101	A Missouri St.	78 87							
65	H Creighton	57 77	156	A Wichita St.	63 66							
157	A Bradley	55 63	65	A Creighton	61 74							

Non-Div I Games:

Drake

Average RPI Win:	153	WON-LOST	WINNING	LAST 12	STRENGTH OF	OPP. STRENGTH	TEAM	ADJ.	CONF.	ADJ CONF.
Average RPI Loss:	119	RECORD	PCT. RANK	GAMES	SCHEDULE	OF SCHEDULE	RPI	RPI	RPI	RPI
DIV. I ONLY	17- 13	117	5- 7	84	104	106	104	8	8	
DIV. I NON-CONF.	6- 5	144	0- 0	169	138	137	133	8	8	
TOTALS	RPI 1-25	RPI 26-50	W-L RECORDS	RPI 51-100	RPI 101-150	RPI 150+				
17- 13	0- 0	1- 2	OVERALL	3- 4	8- 3	5- 4				
10- 5	0- 0	1- 0	HOME	1- 2	4- 1	4- 2				
6- 7	0- 0	0- 2	AWAY	2- 1	4- 2	0- 2				
1- 1	0- 0	0- 0	NEUTRAL	0- 1	0- 0	1- 0				
6- 5	0- 0	0- 1	NON-CONFERENCE	1- 2	2- 1	3- 1				
3- 3	0- 0	0- 0	HOME	0- 2	1- 0	2- 1				
2- 2	0- 0	0- 1	AWAY	1- 0	1- 1	0- 0				
1- 0	0- 0	0- 0	NEUTRAL	0- 0	0- 0	1- 0				
11- 8	0- 0	1- 1	CONFERENCE	2- 2	6- 2	2- 3				
7- 2	0- 0	1- 0	HOME	1- 0	3- 1	2- 1				
4- 5	0- 0	0- 1	AWAY	1- 1	3- 1	0- 2				
0- 1	0- 0	0- 0	NEUTRAL	0- 1	0- 0	0- 0				

RPI S	Opponent	Score	RPI S	Opponent	Score	RPI S	Opponent	Score	RPI S	Opponent	Score	Team's RPI: 104
37	A James Madison	56 73	37	H James Madison	68 67	51	H Princeton	49 66	108	A VCU	70 62	
46	A Maryland	65 82				55	A Old Dominion	59 69	108	H VCU	55 53	
						84	A Richmond	67 52	109	H American	50 40	
						88	H Penn St.	61 71	120	A Hofstra	51 41	
						99	A Delaware	70 67	120	H Hofstra	67 68	
						99	H Delaware	60 58	122	A St. Joseph's	71 69	
						99	N Delaware	61 67	125	A Villanova	55 60	
									135	A Towson	48 53	
									135	H Towson	58 52	
									147	A Northeastern	91 84	
									147	H Northeastern	58 50	
									172	A Georgia St.	58 60	
									181	H UNC Wilmington	58 60	
									192	A William & Mary	65 71	
									192	H William & Mary	46 43	
									219	H George Mason	59 51	
									233	N Loyola (MD)	69 58	
									247	H La Salle	57 68	
									320	H Bucknell	67 54	
									329	H Penn	56 42	
LAST 12 Division I GAMES:												
99	N Delaware	61 67	108	A VCU	70 62							
192	A William & Mary	65 71	147	H Northeastern	58 50							
181	H UNC Wilmington	58 60	37	A James Madison	56 73							
172	A Georgia St.	58 60	135	A Towson	48 53							
120	H Hofstra	67 68	99	H Delaware	60 58							
135	H Towson	58 52	147	A Northeastern	91 84							

Non-Div I Games:

Drexel

Average RPI Win:	87	WON-LOST	WINNING	LAST 12	STRENGTH OF	OPP. STRENGTH	TEAM	ADJ.	CONF.	ADJ CONF.
Average RPI Loss:	19	RECORD	PCT. RANK	GAMES	SCHEDULE	OF SCHEDULE	RPI	RPI	RPI	RPI
DIV. I ONLY	27- 5	14	10- 2	6	9	5	5	2	2	
DIV. I NON-CONF.	12- 3	40	0- 0	11	9	7	7	4	4	
TOTALS	RPI 1-25	RPI 26-50	W-L RECORDS	RPI 51-100	RPI 101-150	RPI 150+				
27- 5	3- 3	11- 2	OVERALL	6- 0	4- 0	3- 0				
14- 1	3- 1	5- 0	HOME	2- 0	3- 0	1- 0				
8- 4	0- 2	3- 2	AWAY	2- 0	1- 0	2- 0				
5- 0	0- 0	3- 0	NEUTRAL	2- 0	0- 0	0- 0				
12- 3	1- 3	3- 0	NON-CONFERENCE	3- 0	2- 0	3- 0				
7- 1	1- 1	2- 0	HOME	1- 0	2- 0	1- 0				
3- 2	0- 2	1- 0	AWAY	0- 0	0- 0	2- 0				
2- 0	0- 0	0- 0	NEUTRAL	2- 0	0- 0	0- 0				
15- 2	2- 0	8- 2	CONFERENCE	3- 0	2- 0	0- 0				
7- 0	2- 0	3- 0	HOME	1- 0	1- 0	0- 0				
5- 2	0- 0	2- 2	AWAY	2- 0	1- 0	0- 0				
3- 0	0- 0	3- 0	NEUTRAL	0- 0	0- 0	0- 0				

RPI	S	Opponent	Score	RPI	S	Opponent	Score	RPI	S	Opponent	Score	RPI	S	Opponent	Score
1	H	Connecticut	48 81	32	A	Georgia Tech	64 50	57	N	Marquette	74 43	115	A	Virginia Tech	65 53
2	A	Stanford	55 71	32	N	Georgia Tech	67 55	80	A	Miami (FL)	69 62	115	H	Virginia Tech	69 38
6	A	Texas A&M	77 95	33	A	Temple	70 62	81	H	Providence	88 63	119	H	Charlotte	57 44
9	H	Ohio St.	83 67	34	H	North Carolina St.	70 39	82	N	Western Ky.	70 47	146	H	Ga. Southern	69 42
14	H	Florida St.	73 43	34	N	North Carolina St.	70 60	91	A	Clemson	67 41	266	A	Maine	75 34
17	H	Virginia	83 65	36	H	Southern California	78 72	94	H	Wake Forest	65 51	295	H	N.C. Central	117 28
				37	H	James Madison	79 65					344	A	Houston Baptist	104 35
				38	A	North Carolina	54 64								
				38	H	North Carolina	79 51								
				46	A	Maryland	58 57								
				46	H	Maryland	71 59								
				46	N	Maryland	66 64								
				48	A	Boston College	57 61								
LAST 12 Division I GAMES:															
				34	N	North Carolina St.	70 60	32	A	Georgia Tech	64 50				
				32	N	Georgia Tech	67 55	115	A	Virginia Tech	65 53				
				46	N	Maryland	66 64	34	H	North Carolina St.	70 39				
				38	A	North Carolina	54 64	38	H	North Carolina	79 51				
				17	H	Virginia	83 65	48	A	Boston College	57 61				
				46	H	Maryland	71 59	14	H	Florida St.	73 43				

Non-Div I Games:

Duke

■ Loss,
 ■ Non-Conf, S Site,
 ■ Home
 ■ Away
 N Neutral

Average RPI Win:	214	WON-LOST	WINNING	LAST 12	STRENGTH OF	OPP. STRENGTH	TEAM	ADJ.	CONF.	ADJ CONF.
Average RPI Loss:	71	RECORD	PCT. RANK	GAMES	SCHEDULE	OF SCHEDULE	RPI	RPI	RPI	RPI
DIV. I ONLY	20- 11	84	6- 6	151	112	109	112	10	10	
DIV. I NON-CONF.	10- 5	88	0- 0	212	194	123	125	10	10	
TOTALS	RPI 1-25	RPI 26-50	W-L RECORDS	RPI 51-100	RPI 101-150	RPI 150+				
20- 11	0- 2	0- 3	OVERALL	3- 2	1- 3	16- 1				
7- 6	0- 2	0- 1	HOME	0- 1	1- 1	6- 1				
11- 4	0- 0	0- 1	AWAY	3- 1	0- 2	8- 0				
2- 1	0- 0	0- 1	NEUTRAL	0- 0	0- 0	2- 0				
10- 5	0- 1	0- 0	NON-CONFERENCE	1- 1	0- 2	9- 1				
3- 3	0- 1	0- 0	HOME	0- 0	0- 1	3- 1				
6- 2	0- 0	0- 0	AWAY	1- 1	0- 1	5- 0				
1- 0	0- 0	0- 0	NEUTRAL	0- 0	0- 0	1- 0				
10- 6	0- 1	0- 3	CONFERENCE	2- 1	1- 1	7- 0				
4- 3	0- 1	0- 1	HOME	0- 1	1- 0	3- 0				
5- 2	0- 0	0- 1	AWAY	2- 0	0- 1	3- 0				
1- 1	0- 0	0- 1	NEUTRAL	0- 0	0- 0	1- 0				

RPI 1-25			RPI 26-50			RPI 51-100			RPI 101+ Team's RPI: 112		
RPI	S	Opponent	Score	RPI	S	Opponent	Score	RPI	S	Opponent	Score
10	H	West Virginia	52 73	33	A	Temple	41 52	62	A	Lehigh	52 62
11	H	Xavier	55 74	33	N	Temple	54 63	72	A	St. Bonaventure	57 52
				40	H	Dayton	53 75	72	H	St. Bonaventure	46 70
								84	A	Richmond	79 60
								96	A	Pittsburgh	72 63
LAST 12 Division I GAMES:											
		33 N Temple	54 63			11 H Xavier	55 74			110 A Missouri	66 72
		244 N George Washington	61 58			243 A Rhode Island	54 47			114 H Robert Morris	61 69
		122 A St. Joseph's	58 69			244 H George Washington	66 64			119 H Charlotte	70 68
		247 H La Salle	69 40			220 A St. Louis	61 54			122 A St. Joseph's	58 69
		72 H St. Bonaventure	46 70			84 A Richmond	79 60			152 A St. Francis (PA)	67 63
		33 A Temple	41 52			40 H Dayton	53 75			177 H Ball St.	62 71
										181 A UNC Wilmington	70 59
										189 N Davidson	74 71
										207 H Massachusetts	63 54
										217 A Niagara	100 69
										220 A St. Louis	61 54
										243 A Rhode Island	54 47
										244 H George Washington	66 64
										244 N George Washington	61 58
										247 H La Salle	69 40
										258 H Canisius	72 70
										283 H Ohio	52 50
										289 H Mt. St. Mary's	88 63
										294 A Fordham	69 63
										307 A Cornell	74 69
										329 A Penn	65 58

Non-Div I Games:

Duquesne

 Loss,
 Non-Conf,
 S Site,
 H Home
 A Away
N Neutral

East Carolina

Through Games Of Sunday, March 14, 2010

Average RPI Win:	169	WON-LOST	WINNING	LAST 12	STRENGTH OF	OPP. STRENGTH	TEAM	ADJ.	CONF.	ADJ CONF.
Average RPI Loss:	123	RECORD	PCT. RANK	GAMES	SCHEDULE	OF SCHEDULE	RPI	RPI	RPI	RPI
DIV. I ONLY	22- 10	60	6- 6	137	114	83	83	9	9	
DIV. I NON-CONF.	11- 2	28	0- 0	157	199	57	57	9	9	
TOTALS	RPI 1-25	RPI 26-50	W-L RECORDS	RPI 51-100	RPI 101-150	RPI 150+				
22- 10	0- 0	0- 2	OVERALL	1- 2	11- 2	10- 4				
12- 2	0- 0	0- 1	HOME	0- 0	6- 1	6- 0				
6- 6	0- 0	0- 0	AWAY	1- 2	4- 1	1- 3				
4- 2	0- 0	0- 1	NEUTRAL	0- 0	1- 0	3- 1				
11- 2	0- 0	0- 0	NON-CONFERENCE	0- 1	6- 0	5- 1				
6- 0	0- 0	0- 0	HOME	0- 0	3- 0	3- 0				
3- 1	0- 0	0- 0	AWAY	0- 1	3- 0	0- 0				
2- 1	0- 0	0- 0	NEUTRAL	0- 0	0- 0	2- 1				
11- 8	0- 0	0- 2	CONFERENCE	1- 1	5- 2	5- 3				
6- 2	0- 0	0- 1	HOME	0- 0	3- 1	3- 0				
3- 5	0- 0	0- 0	AWAY	1- 1	1- 1	1- 3				
2- 1	0- 0	0- 1	NEUTRAL	0- 0	1- 0	1- 0				

RPI S	Opponent	Score	RPI S	Opponent	Score	RPI S	Opponent	Score	RPI S	Opponent	Score
41	H Tulane	51 56	41	N Tulane	64 73	60	A Gardner-Webb	45 57	103	A South Fla.	63 60
						68	A SMU	59 73	108	H VCU	88 85
						92	A Houston	94 87	109	A American	70 65
									119	H Charlotte	84 61
									130	A Hampton	65 61
									135	H Towson	68 45
									136	A UAB	57 65
									136	H UAB	78 74
									137	A Memphis	77 76
									137	H Memphis	76 59
									137 N	Memphis	73 66
									139	H UTEP	64 54
									141	H Tulsa	57 61
									159	A Rice	74 77
									160	A UCF	50 60
									160	H UCF	73 62
									180	A Marshall	75 70
									180	H Marshall	78 54
									181	H UNC Wilmington	72 52
									198 N	UMBC	58 66
									225 N	Binghamton	86 82
									226	A Southern Miss.	55 59
									226	H Southern Miss.	76 50
									226 N	Southern Miss.	102 64
									237	H Bethune-Cookman	95 57
									272	H Western Caro.	70 59

LAST 12 Division I GAMES:

41 N Tulane	64 73	141 H Tulsa	57 61
137 N Memphis	73 66	41 H Tulane	51 56
226 N Southern Miss.	102 64	139 H UTEP	64 54
180 A Marshall	75 70	160 A UCF	50 60
137 A Memphis	77 76	226 A Southern Miss.	55 59
136 A UAB	57 65	137 H Memphis	76 59

Non-Div I Games:

East Carolina

Loss, Non-Conf, S Site, H Home A Away N Neutral

RPI	S	Opponent	Score
344	N	Houston Baptist	103 59

East Carolina

E
a
s
t
C
a
r
o
l
i
n
a

E
a
s
t
C
a
r
o
l
i
n
a

Average RPI Win:	243	WON-LOST	WINNING	LAST 12	STRENGTH OF	OPP. STRENGTH	TEAM	ADJ.	CONF.	ADJ CONF.
Average RPI Loss:	84	RECORD	PCT. RANK	GAMES	SCHEDULE	OF SCHEDULE	RPI	RPI	RPI	RPI
DIV. I ONLY	23- 8	39	11- 1	192	208	88	87	27	27	
DIV. I NON-CONF.	4- 8	240	1- 1	13	68	121	117	20	20	
TOTALS	RPI 1-25	RPI 26-50	W-L RECORDS	RPI 51-100	RPI 101-150	RPI 150+				
23- 8	0- 1	0- 2	OVERALL	2- 2	0- 2	21- 1				
11- 0	0- 0	0- 0	HOME	2- 0	0- 0	9- 0				
9- 7	0- 1	0- 2	AWAY	0- 1	0- 2	9- 1				
3- 1	0- 0	0- 0	NEUTRAL	0- 1	0- 0	3- 0				
4- 8	0- 1	0- 2	NON-CONFERENCE	2- 2	0- 2	2- 1				
3- 0	0- 0	0- 0	HOME	2- 0	0- 0	1- 0				
1- 7	0- 1	0- 2	AWAY	0- 1	0- 2	1- 1				
0- 1	0- 0	0- 0	NEUTRAL	0- 1	0- 0	0- 0				
19- 0	0- 0	0- 0	CONFERENCE	0- 0	0- 0	19- 0				
8- 0	0- 0	0- 0	HOME	0- 0	0- 0	8- 0				
8- 0	0- 0	0- 0	AWAY	0- 0	0- 0	8- 0				
3- 0	0- 0	0- 0	NEUTRAL	0- 0	0- 0	3- 0				

RPI 1-25				RPI 26-50				RPI 51-100 Team's RPI: 87				RPI 101+			
RPI	S	Opponent	Score	RPI	S	Opponent	Score	RPI	S	Opponent	Score	RPI	S	Opponent	Score
21	A	Vanderbilt	83 96	38	A	North Carolina	65 104	66	N	Arizona St.	67 80	116	A	Arkansas	78 95
				45	A	Mississippi St.	50 80	75	H	Chattanooga	85 61	126	A	Appalachian St.	87 92
								98	A	Fla. Gulf Coast	55 92	162	A	S.C. Upstate	78 85
								98	H	Fla. Gulf Coast	88 83	162	H	S.C. Upstate	88 67
												188	A	Hawaii	94 83
												205	A	Mercer	81 60
												205	H	Mercer	83 71
												232	A	Belmont	81 67
												232	H	Belmont	87 65
												232	N	Belmont	77 63
												250	A	North Florida	68 58
												250	H	North Florida	82 54
												250	N	North Florida	63 62
												256	A	Kennesaw St.	90 59
												256	H	Kennesaw St.	81 63
												269	A	Campbell	77 67
												269	H	Campbell	88 65
												280	A	Jacksonville	79 70
												280	H	Jacksonville	77 72
												314	A	Stetson	57 55
												314	H	Stetson	78 59
												314	N	Stetson	84 49
												331	A	Lipscomb	76 65
												331	H	Lipscomb	82 59
LAST 12 Division I GAMES:															
				250	N	North Florida	63 62	269	A	Campbell	77 67				
				232	N	Belmont	77 63	256	H	Kennesaw St.	81 63				
				314	N	Stetson	84 49	205	H	Mercer	83 71				
				280	A	Jacksonville	79 70	314	A	Stetson	57 55				
				250	A	North Florida	68 58	98	A	Fla. Gulf Coast	55 92				
				162	H	S.C. Upstate	88 67	232	H	Belmont	87 65				

Non-Div I Games:

East Tenn. St.

■ Loss,
■ Non-Conf,
■ S Site,
■ Home
■ A Away
N Neutral

Average RPI Win: 266		WON-LOST	WINNING	LAST 12	STRENGTH OF		OPP. STRENGTH	TEAM	ADJ.	CONF.	ADJ CONF.
Average RPI Loss: 149		RECORD	PCT. RANK	GAMES	SCHEDULE		OF SCHEDULE	RPI	RPI	RPI	RPI
DIV. I ONLY		22- 10	60	10- 2	292		271	144	148	28	28
DIV. I NON-CONF.		4- 7	229	1- 0	183		102	217	218	29	29
TOTALS		RPI 1-25	RPI 26-50	W-L RECORDS		RPI 51-100	RPI 101-150	RPI 150+			
22- 10	0- 1		0- 1	OVERALL		0- 1	0- 2	22- 5			
11- 2	0- 0		0- 1	HOME		0- 0	0- 1	11- 0			
9- 6	0- 1		0- 0	AWAY		0- 1	0- 0	9- 4			
2- 2	0- 0		0- 0	NEUTRAL		0- 0	0- 1	2- 1			
4- 7	0- 1		0- 1	NON-CONFERENCE		0- 1	0- 2	4- 2			
1- 2	0- 0		0- 1	HOME		0- 0	0- 1	1- 0			
2- 4	0- 1		0- 0	AWAY		0- 1	0- 0	2- 2			
1- 1	0- 0		0- 0	NEUTRAL		0- 0	0- 1	1- 0			
18- 3	0- 0		0- 0	CONFERENCE		0- 0	0- 0	18- 3			
10- 0	0- 0		0- 0	HOME		0- 0	0- 0	10- 0			
7- 2	0- 0		0- 0	AWAY		0- 0	0- 0	7- 2			
1- 1	0- 0		0- 0	NEUTRAL		0- 0	0- 0	1- 1			

RPI 1-25			
RPI	S	Opponent	Score
9	A	Ohio St.	68 91

RPI 26-50			
RPI	S	Opponent	Score
50	H	Illinois St.	66 82

RPI 51-100			
RPI	S	Opponent	Score
68	A	SMU	52 79

RPI 101+			
RPI	S	Opponent	Score
139	N	UTEP	80 84
142	H	Indiana St.	63 65
161	A	Morehead St.	62 60
161	H	Morehead St.	74 63
176	A	Austin Peay	55 65
176	H	Austin Peay	78 47
176	N	Austin Peay	60 69
208	A	Ill.-Chicago	56 62
229	N	Northern Colo.	74 70
235	A	IPFW	68 64
241	A	Miami (OH)	78 85
253	H	Western Mich.	66 58
264	A	Eastern Ky.	60 50
264	H	Eastern Ky.	69 41
265	A	SIU Edwardsville	74 63
270	A	Tennessee Tech	80 59
270	H	Tennessee Tech	79 68
281	A	Murray St.	76 71
281	H	Murray St.	64 57
285	A	UT Martin	64 71
285	H	UT Martin	74 47
285	N	UT Martin	65 51
301	A	Tennessee St.	70 57
301	H	Tennessee St.	79 67
301	H	Tennessee St.	73 56
315	A	Jacksonville St.	60 43

Team's RPI: 148			
-----------------	--	--	--

LAST 12 Division I GAMES:			
176 N Austin Peay	60 69	285 A UT Martin	64 71
285 N UT Martin	65 51	264 H Eastern Ky.	69 41
301 H Tennessee St.	73 56	161 H Morehead St.	74 63
301 H Tennessee St.	79 67	324 A Southeast Mo. St.	71 41
176 H Austin Peay	78 47	265 A SIU Edwardsville	74 63
281 A Murray St.	76 71	315 A Jacksonville St.	60 43

Non-Div I Games:	Brescia	110	28
------------------	---------	-----	----

Eastern Ill.

Loss, Non-Conf, S Site, H Home A Away N Neutral

E
a
s
t
e
r
n
I
l
l
.
.

Eastern Ill.
RPI S Opponent Score

Through Games Of Sunday, March 14, 2010

RPI	S	Opponent	Score	
315	H	Jacksonville St.	85	48
324	A	Southeast Mo. St.	71	41
324	H	Southeast Mo. St.	67	39

E
a
s
t
e
r
n
I
l
l
.
.

Eastern Ill.

Average RPI Win:	250	WON-LOST	WINNING	LAST 12	STRENGTH OF	OPP. STRENGTH	TEAM	ADJ.	CONF.	ADJ CONF.
Average RPI Loss:	208	RECORD	PCT. RANK	GAMES	SCHEDULE	OF SCHEDULE	RPI	RPI	RPI	RPI
DIV. I ONLY	11- 17	239	4- 8	280	297	265	264	28	28	
DIV. I NON-CONF.	3- 6	240	1- 0	138	168	212	209	29	29	
TOTALS	RPI 1-25	RPI 26-50	W-L RECORDS	RPI 51-100	RPI 101-150	RPI 150+				
11- 17	0- 1	0- 0	OVERALL	0- 1	1- 3	10- 12				
4- 8	0- 0	0- 0	HOME	0- 0	0- 1	4- 7				
5- 9	0- 1	0- 0	AWAY	0- 1	0- 2	5- 5				
2- 0	0- 0	0- 0	NEUTRAL	0- 0	1- 0	1- 0				
3- 6	0- 1	0- 0	NON-CONFERENCE	0- 1	1- 1	2- 3				
1- 2	0- 0	0- 0	HOME	0- 0	0- 0	1- 2				
0- 4	0- 1	0- 0	AWAY	0- 1	0- 1	0- 1				
2- 0	0- 0	0- 0	NEUTRAL	0- 0	1- 0	1- 0				
8- 11	0- 0	0- 0	CONFERENCE	0- 0	0- 2	8- 9				
3- 6	0- 0	0- 0	HOME	0- 0	0- 1	3- 5				
5- 5	0- 0	0- 0	AWAY	0- 0	0- 1	5- 4				
0- 0	0- 0	0- 0	NEUTRAL	0- 0	0- 0	0- 0				

RPI S	Opponent	Score	RPI S	Opponent	Score	RPI S	Opponent	Score	RPI S	Opponent	Score	Team's RPI: 264
10	A West Virginia	40 60				82	A Western Ky.	54 75	128	A Cincinnati	49 62	
									135	N Towson	54 50	
									148	A Eastern Ill.	41 69	
									148	H Eastern Ill.	50 60	
									161	A Morehead St.	79 67	
									161	H Morehead St.	58 59	
									167	H Fla. Atlantic	58 66	
									176	A Austin Peay	57 68	
									176	H Austin Peay	61 54	
									221	H Central Ark.	47 52	
									228	A Wright St.	44 65	
									237	N Bethune-Cookman	66 65	
									265	H SIU Edwardsville	58 53	
									270	A Tennessee Tech	47 75	
									270	H Tennessee Tech	61 60	
									281	A Murray St.	58 54	
									281	H Murray St.	64 79	
									285	A UT Martin	47 51	
									285	A UT Martin	56 53	
									285	H UT Martin	54 62	
									301	A Tennessee St.	54 61	
									301	H Tennessee St.	64 56	
									315	A Jacksonville St.	79 67	
									315	H Jacksonville St.	46 49	
									324	A Southeast Mo. St.	50 45	
									324	H Southeast Mo. St.	41 43	
LAST 12 Division I GAMES:												
285	A	UT Martin	47	51	315	H	Jacksonville St.	46	49			
281	H	Murray St.	64	79	270	H	Tennessee Tech	61	60			
285	H	UT Martin	54	62	301	A	Tennessee St.	54	61			
161	A	Morehead St.	79	67	176	A	Austin Peay	57	68			
148	A	Eastern Ill.	41	69	161	H	Morehead St.	58	59			
324	A	Southeast Mo. St.	50	45	265	H	SIU Edwardsville	58	53			

Non-Div I Games: Davis & Elkins 69 58

Eastern Ky.

Average RPI Win:	208	WON-LOST	WINNING	LAST 12	STRENGTH OF	OPP. STRENGTH	TEAM	ADJ.	CONF.	ADJ CONF.
Average RPI Loss:	112	RECORD	PCT. RANK	GAMES	SCHEDULE	OF SCHEDULE	RPI	RPI	RPI	RPI
DIV. I ONLY	20- 8	48	8- 4	157	164	85	90	16	16	
DIV. I NON-CONF.	8- 2	40	0- 0	65	158	32	33	15	15	
TOTALS	RPI 1-25	RPI 26-50	W-L RECORDS	RPI 51-100	RPI 101-150	RPI 150+				
20- 8	0- 1	0- 2	OVERALL	1- 1	4- 0	15- 4				
10- 2	0- 0	0- 0	HOME	1- 0	3- 0	6- 2				
10- 5	0- 1	0- 2	AWAY	0- 1	1- 0	9- 1				
0- 1	0- 0	0- 0	NEUTRAL	0- 0	0- 0	0- 1				
8- 2	0- 1	0- 1	NON-CONFERENCE	0- 0	3- 0	5- 0				
3- 0	0- 0	0- 0	HOME	0- 0	2- 0	1- 0				
5- 2	0- 1	0- 1	AWAY	0- 0	1- 0	4- 0				
0- 0	0- 0	0- 0	NEUTRAL	0- 0	0- 0	0- 0				
12- 6	0- 0	0- 1	CONFERENCE	1- 1	1- 0	10- 4				
7- 2	0- 0	0- 0	HOME	1- 0	1- 0	5- 2				
5- 3	0- 0	0- 1	AWAY	0- 1	0- 0	5- 1				
0- 1	0- 0	0- 0	NEUTRAL	0- 0	0- 0	0- 1				

RPI 1-25			RPI 26-50			RPI 51-100			Team's RPI: 90	RPI 101+		
RPI	S	Opponent	Score	RPI	S	Opponent	Score	RPI	S	Opponent	Score	
7	A	Notre Dame	59 69	33	A	Temple	46 64	61	A	Toledo	63 72	
				47	A	Bowling Green	71 83	61	H	Toledo	89 84	
LAST 12 Division I GAMES:												
		155 N Akron	46 72			177 A Ball St.	63 57			101 H Missouri St.	93 81	
		283 H Buffalo	66 56			241 H Miami (OH)	63 79			123 H Cleveland St.	73 61	
		61 H Toledo	89 84			133 H Kent St.	78 72			131 A Detroit	72 55	
		254 A Northern Ill.	78 72			283 A Buffalo	78 65			133 H Kent St.	78 72	
		253 H Western Mich.	65 52			155 H Akron	66 73			155 N Akron	46 72	
		197 A Central Mich.	107 113			283 A Ohio	56 53			177 A Ball St.	63 57	
						283 H Buffalo	66 56			177 H Ball St.	64 54	
						309 A Chicago St.	83 64			197 A Central Mich.	107 113	
										197 H Central Mich.	73 55	
										208 A Ill.-Chicago	61 49	
										209 H North Dakota	76 65	
										217 A Niagara	83 68	
										241 H Miami (OH)	63 79	
										253 A Western Mich.	61 52	
										253 H Western Mich.	65 52	
										254 A Northern Ill.	78 72	
										254 H Northern Ill.	72 63	
										260 A Siena	77 55	
										283 A Ohio	56 53	
										283 A Buffalo	78 65	
										283 H Buffalo	66 56	

Non-Div I Games: Marygrove 87 45 Rochester College 108 24

Eastern Mich.

Loss, Non-Conf, S Site, H Home A Away N Neutral

Average RPI Win:	239	WON-LOST	WINNING	LAST 12	STRENGTH OF	OPP. STRENGTH	TEAM	ADJ.	CONF.	ADJ CONF.
Average RPI Loss:	177	RECORD	PCT. RANK	GAMES	SCHEDULE	OF SCHEDULE	RPI	RPI	RPI	RPI
DIV. I ONLY	17- 11	99	7- 5	284	249	170	173	23	22	
DIV. I NON-CONF.	5- 6	184	1- 0	250	229	218	223	24	21	
TOTALS	RPI 1-25	RPI 26-50	W-L RECORDS	RPI 51-100	RPI 101-150	RPI 150+				
17- 11	0- 0	0- 1	OVERALL	0- 1	1- 1	16- 8				
10- 3	0- 0	0- 0	HOME	0- 0	0- 0	10- 3				
6- 8	0- 0	0- 1	AWAY	0- 1	0- 1	6- 5				
1- 0	0- 0	0- 0	NEUTRAL	0- 0	1- 0	0- 0				
5- 6	0- 0	0- 1	NON-CONFERENCE	0- 1	1- 1	4- 3				
3- 1	0- 0	0- 0	HOME	0- 0	0- 0	3- 1				
1- 5	0- 0	0- 1	AWAY	0- 1	0- 1	1- 2				
1- 0	0- 0	0- 0	NEUTRAL	0- 0	1- 0	0- 0				
12- 5	0- 0	0- 0	CONFERENCE	0- 0	0- 0	12- 5				
7- 2	0- 0	0- 0	HOME	0- 0	0- 0	7- 2				
5- 3	0- 0	0- 0	AWAY	0- 0	0- 0	5- 3				
0- 0	0- 0	0- 0	NEUTRAL	0- 0	0- 0	0- 0				

RPI 1-25			RPI 26-50			RPI 51-100			RPI 101+ Team's RPI: 173		
RPI	S	Opponent	Score	RPI	S	Opponent	Score	RPI	S	Opponent	Score
				30	A	Gonzaga	61 87	100	A	Oregon	48 86
								137	N	Memphis	58 54
								145	A	Washington	46 64
								170	A	Portland	72 64
								171	H	Idaho	54 51
								182	H	Cal Poly	59 66
								184	A	Portland St.	60 67
								184	H	Portland St.	78 68
								186	A	Idaho St.	63 71
								186	H	Idaho St.	70 60
								187	A	Montana St.	71 64
								187	H	Montana St.	57 65
								187	H	Montana St.	69 63
								202	A	Montana	60 75
								202	H	Montana	67 64
								229	A	Northern Colo.	51 49
								229	H	Northern Colo.	63 52
								234	A	Sacramento St.	90 85
								234	H	Sacramento St.	69 78
								238	A	Cal St. Fullerton	55 58
								261	A	UC Irvine	73 87
								317	A	Weber St.	70 56
								317	H	Weber St.	77 65
								321	H	Seattle	67 50
								325	A	Northern Ariz.	66 52
								325	H	Northern Ariz.	71 64
								335	H	Cal St. Northridge	68 50
LAST 12 Division I GAMES:											
				187	H	Montana St.	57 65	202	A	Montana	60 75
				184	H	Portland St.	78 68	187	A	Montana St.	71 64
				186	A	Idaho St.	63 71	234	H	Sacramento St.	69 78
				317	A	Weber St.	70 56	321	H	Seattle	67 50
				325	H	Northern Ariz.	71 64	184	A	Portland St.	60 67
				229	H	Northern Colo.	63 52	317	H	Weber St.	77 65

Non-Div I Games: Montana Tech 87 60 Corban 93 33

Eastern Wash.

■ Loss,
 ■ Non-Conf,
 ■ S Site,
 ■ Home
 ■ A Away
 N Neutral

Average RPI Win: 259		WON-LOST	WINNING	LAST 12	STRENGTH OF	OPP. STRENGTH	TEAM	ADJ.	CONF.	ADJ CONF.
Average RPI Loss: 180		RECORD	PCT. RANK	GAMES	SCHEDULE	OF SCHEDULE	RPI	RPI	RPI	RPI
DIV. I ONLY		10- 19	266	4- 7	314	232	293	292	19	20
DIV. I NON-CONF.		3- 4	201	0- 0	342	306	322	322	19	19
TOTALS	RPI 1-25	RPI 26-50		W-L RECORDS		RPI 51-100	RPI 101-150	RPI 150+		
10- 19	0- 0	0- 0		OVERALL		1- 1	1- 9	8- 9		
3- 9	0- 0	0- 0		HOME		1- 0	0- 4	2- 5		
6- 9	0- 0	0- 0		AWAY		0- 1	1- 4	5- 4		
1- 1	0- 0	0- 0		NEUTRAL		0- 0	0- 1	1- 0		
3- 4	0- 0	0- 0		NON-CONFERENCE		0- 0	0- 1	3- 3		
1- 1	0- 0	0- 0		HOME		0- 0	0- 0	1- 1		
2- 3	0- 0	0- 0		AWAY		0- 0	0- 1	2- 2		
0- 0	0- 0	0- 0		NEUTRAL		0- 0	0- 0	0- 0		
7- 15	0- 0	0- 0		CONFERENCE		1- 1	1- 8	5- 6		
2- 8	0- 0	0- 0		HOME		1- 0	0- 4	1- 4		
4- 6	0- 0	0- 0		AWAY		0- 1	1- 3	3- 2		
1- 1	0- 0	0- 0		NEUTRAL		0- 0	0- 1	1- 0		

[illegible]

Non-Div I Games:	Southern Va.	83	32	St. Andrews	104	27
------------------	--------------	----	----	-------------	-----	----

Elon

Loss, Non-Conf, S Site, H Home A Away N Neutral

RPI	S	Opponent	Score
342	A	Winston-Salem	71 59

Elon

Evansville

Through Games Of Sunday, March 14, 2010

Average RPI Win: 221	WON-LOST	WINNING	LAST 12	STRENGTH OF	OPP. STRENGTH	TEAM	ADJ.	CONF.	ADJ CONF.
Average RPI Loss: 144	RECORD	PCT. RANK	GAMES	SCHEDULE	OF SCHEDULE	RPI	RPI	RPI	RPI
DIV. I ONLY	4- 26	333	1- 11	144	150	309	304	11	11
DIV. I NON-CONF.	3- 8	271	0- 0	202	267	271	274	11	11
TOTALS	RPI 1-25	RPI 26-50	W-L RECORDS	RPI 51-100	RPI 101-150	RPI 150+			
4- 26	0- 0	0- 2	OVERALL	0- 4	0- 9	4- 11			
3- 11	0- 0	0- 1	HOME	0- 2	0- 4	3- 4			
1- 12	0- 0	0- 1	AWAY	0- 2	0- 4	1- 5			
0- 3	0- 0	0- 0	NEUTRAL	0- 0	0- 1	0- 2			
3- 8	0- 0	0- 0	NON-CONFERENCE	0- 2	0- 3	3- 3			
2- 3	0- 0	0- 0	HOME	0- 1	0- 1	2- 1			
1- 3	0- 0	0- 0	AWAY	0- 1	0- 1	1- 1			
0- 2	0- 0	0- 0	NEUTRAL	0- 0	0- 1	0- 1			
1- 18	0- 0	0- 2	CONFERENCE	0- 2	0- 6	1- 8			
1- 8	0- 0	0- 1	HOME	0- 1	0- 3	1- 3			
0- 9	0- 0	0- 1	AWAY	0- 1	0- 3	0- 4			
0- 1	0- 0	0- 0	NEUTRAL	0- 0	0- 0	0- 1			

RPI S	Opponent	Score	RPI S	Opponent	Score	RPI S	Opponent	Score	RPI S	Opponent	Score	Team's RPI: 304
50	A Illinois St.	46 75	50	H Illinois St.	50 67	65	A Creighton	41 42	101	A Missouri St.	60 83	
						65	H Creighton	37 63	101	A Butler	41 77	
						70	H Green Bay	37 83	101	H Missouri St.	57 86	
						79	A Purdue	42 73	117	A UNI	67 99	
									117	H UNI	52 71	
									125	N Villanova	49 56	
									142	A Indiana St.	31 55	
									142	H Indiana St.	50 71	
									143	H Samford	66 69	
									154	A Drake	48 69	
									154	H Drake	53 67	
									154	N Drake	62 73	
									156	A Wichita St.	43 68	
									156	H Wichita St.	83 78	
									157	A Bradley	46 75	
									157	H Bradley	58 68	
									177	H Ball St.	73 67	
									220	H St. Louis	76 69	
									249	H Milwaukee	68 77	
									256	N Kennesaw St.	65 70	
									279	A Southern Ill.	68 79	
									279	H Southern Ill.	63 65	
									281	A Murray St.	77 85	
									331	A Lipscomb	74 69	
LAST 12 Division I GAMES:												
154	N Drake	62 73	65	A Creighton	41 42	154	A Drake	48 69	117	H UNI	52 71	
279	H Southern Ill.	63 65	154	A Drake	48 69	157	H Bradley	58 68	101	H Missouri St.	57 86	
101	A Missouri St.	60 83	157	H Bradley	58 68	101	H Missouri St.	57 86	156	H Wichita St.	83 78	
156	A Wichita St.	43 68	101	H Missouri St.	57 86							
142	H Indiana St.	50 71	156	H Wichita St.	83 78							
50	H Illinois St.	50 67										

Non-Div I Games:

Evansville

Loss, Non-Conf, S Site, H Home A Away N Neutral

Average RPI Win: 228		WON-LOST	WINNING	LAST 12	STRENGTH OF		OPP. STRENGTH	TEAM	ADJ.	CONF.	ADJ CONF.
Average RPI Loss: 112		RECORD	PCT. RANK	GAMES	SCHEDULE		OF SCHEDULE	RPI	RPI	RPI	RPI
DIV. I ONLY		13- 16	200	7- 5	117		151	166	164	15	15
DIV. I NON-CONF.		4- 6	210	0- 0	63		132	143	139	16	16
TOTALS		RPI 1-25	RPI 26-50		W-L RECORDS		RPI 51-100	RPI 101-150		RPI 150+	
13- 16	0- 2	0- 2		OVERALL		0- 6	1- 1		12- 5		
7- 9	0- 1	0- 1		HOME		0- 4	1- 1		6- 2		
5- 6	0- 1	0- 1		AWAY		0- 2	0- 0		5- 2		
1- 1	0- 0	0- 0		NEUTRAL		0- 0	0- 0		1- 1		
4- 6	0- 0	0- 2		NON-CONFERENCE		0- 3	1- 1		3- 0		
3- 4	0- 0	0- 1		HOME		0- 2	1- 1		2- 0		
0- 2	0- 0	0- 1		AWAY		0- 1	0- 0		0- 0		
1- 0	0- 0	0- 0		NEUTRAL		0- 0	0- 0		1- 0		
9- 10	0- 2	0- 0		CONFERENCE		0- 3	0- 0		9- 5		
4- 5	0- 1	0- 0		HOME		0- 2	0- 0		4- 2		
5- 4	0- 1	0- 0		AWAY		0- 1	0- 0		5- 2		
0- 1	0- 0	0- 0		NEUTRAL		0- 0	0- 0		0- 1		

RPI 1-25				RPI 26-50				RPI 51-100				RPI 101+ Team's RPI: 164			
RPI	S	Opponent	Score	RPI	S	Opponent	Score	RPI	S	Opponent	Score	RPI	S	Opponent	Score
23	A	Middle Tenn.	58 90	32	H	Georgia Tech	57 68	56	H	UALR	44 52	122	H	St. Joseph's	48 64
23	H	Middle Tenn.	58 101	34	A	North Carolina St.	71 87	70	A	Green Bay	56 67	137	H	Memphis	81 72
								82	A	Western Ky.	62 73	167	A	Fla. Atlantic	77 75
								82	H	Western Ky.	61 64	167	H	Fla. Atlantic	59 42
								85	H	Florida	60 71	174	A	Denver	48 62
								98	H	Fla. Gulf Coast	62 76	196	A	South Ala.	62 50
												196	H	South Ala.	51 61
												213	H	Arkansas St.	65 61
												224	A	New Orleans	39 46
												239	A	North Texas	64 55
												239	H	North Texas	72 55
												239	N	North Texas	51 61
												245	H	Bryant	68 60
												251	A	Troy	55 47
												251	H	Troy	59 61
												253	N	Western Mich.	64 61
												278	H	La.-Monroe	63 55
												280	H	Jacksonville	67 41
												300	A	La.-Lafayette	77 51
LAST 12 Division I GAMES:															
				239	N	North Texas	51 61	239	H	North Texas	72 55				
				82	H	Western Ky.	61 64	300	A	La.-Lafayette	77 51				
				23	H	Middle Tenn.	58 101	167	A	Fla. Atlantic	77 75				
				167	H	Fla. Atlantic	59 42	56	H	UALR	44 52				
				251	A	Troy	55 47	213	H	Arkansas St.	65 61				
				196	A	South Ala.	62 50	82	A	Western Ky.	62 73				

Non-Div I Games:	Barry	65	43
------------------	-------	----	----

FIU

■ Loss, ■ Non-Conf, S Site, H Home A Away N Neutral

Fairfield

Through Games Of Sunday, March 14, 2010

Average RPI Win:	245	WON-LOST	WINNING	LAST 12	STRENGTH OF	OPP. STRENGTH	TEAM	ADJ.	CONF.	ADJ CONF.
Average RPI Loss:	180	RECORD	PCT. RANK	GAMES	SCHEDULE	OF SCHEDULE	RPI	RPI	RPI	RPI
DIV. I ONLY	19- 13	107	9- 3	271	262	173	175	21	21	
DIV. I NON-CONF.	6- 5	144	0- 0	322	281	240	241	23	24	
TOTALS	RPI 1-25	RPI 26-50	W-L RECORDS	RPI 51-100	RPI 101-150	RPI 150+				
19- 13	0- 0	1- 3	OVERALL	0- 0	0- 0	18- 10				
9- 4	0- 0	1- 0	HOME	0- 0	0- 0	8- 4				
8- 7	0- 0	0- 2	AWAY	0- 0	0- 0	8- 5				
2- 2	0- 0	0- 1	NEUTRAL	0- 0	0- 0	2- 1				
6- 5	0- 0	0- 1	NON-CONFERENCE	0- 0	0- 0	6- 4				
3- 1	0- 0	0- 0	HOME	0- 0	0- 0	3- 1				
3- 3	0- 0	0- 1	AWAY	0- 0	0- 0	3- 2				
0- 1	0- 0	0- 0	NEUTRAL	0- 0	0- 0	0- 1				
13- 8	0- 0	1- 2	CONFERENCE	0- 0	0- 0	12- 6				
6- 3	0- 0	1- 0	HOME	0- 0	0- 0	5- 3				
5- 4	0- 0	0- 1	AWAY	0- 0	0- 0	5- 3				
2- 1	0- 0	0- 1	NEUTRAL	0- 0	0- 0	2- 0				

RPI S	Opponent	Score	RPI S	Opponent	Score	RPI S	Opponent	Score	RPI S	Opponent	Score	Team's RPI: 175
26	A Iowa St.	37 67	49	A Marist	63 70	49	H Marist	61 60	49	N Marist	49 66	
158	H Sacred Heart	52 71	169	A Iona	63 75	169	H Iona	72 59	169	N Iona	61 57	
214	A Manhattan	53 69	214	H Manhattan	57 64	217	A Niagara	55 41	217	H Niagara	49 52	
219	A George Mason	65 70	223	N UMKC	63 66	231	A Stony Brook	65 49	233	A Loyola (MD)	63 58	
233	H Loyola (MD)	60 57	233	N Loyola (MD)	70 56	235	H IPFW	58 57	243	A Rhode Island	74 48	
258	A Canisius	59 55	258	H Canisius	66 61	260	A Siena	51 50	260	H Siena	50 67	
268	A Albany (NY)	52 63	273	A St. Peter's	41 55	273	H St. Peter's	57 49	289	H Mt. St. Mary's	68 54	
296	H Lafayette	52 29	332	A Rider	51 45							
LAST 12 Division I GAMES:												
49	N Marist	49 66	169	H Iona	72 59	260	A Siena	51 50	258	H Canisius	66 61	
233	N Loyola (MD)	70 56	49	H Marist	61 60	273	A St. Peter's	41 55	332	A Rider	51 45	
258	A Canisius	59 55	217	A Niagara	55 41	169	A Iona	63 75				
217	A Niagara	55 41										
332	H Rider	69 60										

Non-Div I Games:

Fairfield

■ Loss,
 ■ Non-Conf,
 ■ S Site,
 ■ H Home
 ■ A Away
 N Neutral

RPI	S	Opponent	Score
332	H	Rider	69 60
340	A	St. Francis (NY)	62 46

F
a
i
r
f
i
e
l
d

F
a
i
r
f
i
e
l
d

Fairfield

Average RPI Win:	270	WON-LOST	WINNING	LAST 12	STRENGTH OF	OPP. STRENGTH	TEAM	ADJ.	CONF.	ADJ CONF.
Average RPI Loss:	185	RECORD	PCT. RANK	GAMES	SCHEDULE	OF SCHEDULE	RPI	RPI	RPI	RPI
DIV. I ONLY	9- 20	276	4- 8	196	310	274	276	22	23	
DIV. I NON-CONF.	5- 8	220	0- 1	191	332	236	238	25	26	
TOTALS	RPI 1-25	RPI 26-50	W-L RECORDS	RPI 51-100	RPI 101-150	RPI 150+				
9- 20	0- 0	0- 0	OVERALL	0- 4	0- 3	9- 13				
7- 6	0- 0	0- 0	HOME	0- 1	0- 1	7- 4				
2- 14	0- 0	0- 0	AWAY	0- 3	0- 2	2- 9				
0- 0	0- 0	0- 0	NEUTRAL	0- 0	0- 0	0- 0				
5- 8	0- 0	0- 0	NON-CONFERENCE	0- 4	0- 0	5- 4				
4- 1	0- 0	0- 0	HOME	0- 1	0- 0	4- 0				
1- 7	0- 0	0- 0	AWAY	0- 3	0- 0	1- 4				
0- 0	0- 0	0- 0	NEUTRAL	0- 0	0- 0	0- 0				
4- 12	0- 0	0- 0	CONFERENCE	0- 0	0- 3	4- 9				
3- 5	0- 0	0- 0	HOME	0- 0	0- 1	3- 4				
1- 7	0- 0	0- 0	AWAY	0- 0	0- 2	1- 5				
0- 0	0- 0	0- 0	NEUTRAL	0- 0	0- 0	0- 0				

RPI S	Opponent	Score	RPI S	Opponent	Score	RPI S	Opponent	Score	RPI S	Opponent	Score	Team's RPI: 276
						51	H Princeton	44 77	114	A Robert Morris	50 79	
						62	A Lehigh	45 75	114	H Robert Morris	44 69	
						67	A Syracuse	45 65	134	A Long Island	65 66	
						72	A St. Bonaventure	49 66	152	A St. Francis (PA)	61 65	
									152	H St. Francis (PA)	53 50	
									158	A Sacred Heart	33 55	
									158	H Sacred Heart	48 64	
									211	A Monmouth	49 59	
									211	H Monmouth	63 68	
									216	H Howard	76 57	
									240	A Quinnipiac	62 71	
									240	H Quinnipiac	51 68	
									245	A Bryant	53 57	
									245	H Bryant	76 56	
									273	H St. Peter's	63 46	
									277	A Central Conn. St.	61 79	
									277	H Central Conn. St.	73 76	
									287	H Wagner	66 54	
									289	H Mt. St. Mary's	55 44	
									294	A Fordham	60 76	
									296	H Lafayette	69 39	
									302	A Army	44 53	
									318	A NJIT	61 69	
									332	A Rider	82 77	
									340	A St. Francis (NY)	65 44	
LAST 12 Division I GAMES:												
240	H Quinnipiac	51 68	211	A Monmouth	49 59							
158	A Sacred Heart	33 55	211	H Monmouth	63 68							
340	A St. Francis (NY)	65 44	277	A Central Conn. St.	61 79							
134	A Long Island	65 66	245	A Bryant	53 57							
289	H Mt. St. Mary's	55 44	152	H St. Francis (PA)	53 50							
287	H Wagner	66 54	114	H Robert Morris	44 69							

Non-Div I Games:

Fairleigh Dickinson

■ Loss,
 ■ Non-Conf,
 S Site,
 ■ Home
 ■ Away
 N Neutral

Fla. Atlantic

Through Games Of Sunday, March 14, 2010

Average RPI Win:	242	WON-LOST	WINNING	LAST 12	STRENGTH OF	OPP. STRENGTH	TEAM	ADJ.	CONF.	ADJ CONF.
Average RPI Loss:	111	RECORD	PCT. RANK	GAMES	SCHEDULE	OF SCHEDULE	RPI	RPI	RPI	RPI
DIV. I ONLY	13- 15	193	6- 6	143	170	171	167	15	15	
DIV. I NON-CONF.	3- 6	240	0- 0	113	166	201	197	16	16	
TOTALS	RPI 1-25	RPI 26-50	W-L RECORDS	RPI 51-100	RPI 101-150	RPI 150+				
13- 15	0- 2	0- 2	OVERALL	0- 4	0- 2	13- 5				
6- 7	0- 1	0- 0	HOME	0- 3	0- 1	6- 2				
7- 7	0- 1	0- 2	AWAY	0- 1	0- 1	7- 2				
0- 1	0- 0	0- 0	NEUTRAL	0- 0	0- 0	0- 1				
3- 6	0- 0	0- 2	NON-CONFERENCE	0- 1	0- 2	3- 1				
2- 2	0- 0	0- 0	HOME	0- 1	0- 1	2- 0				
1- 4	0- 0	0- 2	AWAY	0- 0	0- 1	1- 1				
0- 0	0- 0	0- 0	NEUTRAL	0- 0	0- 0	0- 0				
10- 9	0- 2	0- 0	CONFERENCE	0- 3	0- 0	10- 4				
4- 5	0- 1	0- 0	HOME	0- 2	0- 0	4- 2				
6- 3	0- 1	0- 0	AWAY	0- 1	0- 0	6- 1				
0- 1	0- 0	0- 0	NEUTRAL	0- 0	0- 0	0- 1				

RPI S	Opponent	Score	RPI S	Opponent	Score	RPI S	Opponent	Score	RPI S	Opponent	Score	Team's RPI: 167
23	A Middle Tenn.	76 92	26	A Iowa St.	40 80	56	H UALR	63 73	133	H Kent St.	66 84	
23	H Middle Tenn.	71 88	34	A North Carolina St.	70 84	77	H Mississippi	57 80	146	A Ga. Southern	43 60	
						82	A Western Ky.	57 76	160	H UCF	63 61	
						82	H Western Ky.	74 80	164	A FIU	42 59	
									164	H FIU	75 77	
									174	A Denver	70 56	
									196	A South Ala.	62 55	
									196	H South Ala.	58 68	
									213	H Arkansas St.	85 69	
									224	A New Orleans	48 30	
									224	N New Orleans	50 51	
									237	A Bethune-Cookman	61 66	
									239	A North Texas	94 76	
									251	A Troy	78 67	
									251	H Troy	83 60	
									264	A Eastern Ky.	66 58	
									278	H La.-Monroe	77 60	
									294	H Fordham	66 53	
									300	A La.-Lafayette	75 60	
									300	H La.-Lafayette	84 75	
LAST 12 Division I GAMES:												
224	N New Orleans	50 51	174	A Denver	70 56							
23	H Middle Tenn.	71 88	239	A North Texas	94 76							
82	H Western Ky.	74 80	164	H FIU	75 77							
251	A Troy	78 67	196	A South Ala.	62 55							
164	A FIU	42 59	213	H Arkansas St.	85 69							
300	H La.-Lafayette	84 75	56	H UALR	63 73							

Non-Div I Games: Webber Int'l 93 61

Fla. Atlantic

Loss, Non-Conf, S Site, H Home A Away N Neutral

Average RPI Win:	244	WON-LOST	WINNING	LAST 12	STRENGTH OF	OPP. STRENGTH	TEAM	ADJ.	CONF.	ADJ CONF.
Average RPI Loss:	104	RECORD	PCT. RANK	GAMES	SCHEDULE	OF SCHEDULE	RPI	RPI	RPI	RPI
DIV. I ONLY	24- 6	25	10- 2	268	226	95	98	31	31	
DIV. I NON-CONF.	21- 5	39	8- 1	260	264	93	95	30	30	
TOTALS	RPI 1-25	RPI 26-50	W-L RECORDS	RPI 51-100	RPI 101-150	RPI 150+				
24- 6	0- 1	0- 1	OVERALL	1- 2	2- 0	21- 2				
14- 0	0- 0	0- 0	HOME	1- 0	2- 0	11- 0				
9- 6	0- 1	0- 1	AWAY	0- 2	0- 0	9- 2				
1- 0	0- 0	0- 0	NEUTRAL	0- 0	0- 0	1- 0				
21- 5	0- 1	0- 1	NON-CONFERENCE	1- 2	2- 0	18- 1				
13- 0	0- 0	0- 0	HOME	1- 0	2- 0	10- 0				
8- 5	0- 1	0- 1	AWAY	0- 2	0- 0	8- 1				
0- 0	0- 0	0- 0	NEUTRAL	0- 0	0- 0	0- 0				
3- 1	0- 0	0- 0	CONFERENCE	0- 0	0- 0	3- 1				
1- 0	0- 0	0- 0	HOME	0- 0	0- 0	1- 0				
1- 1	0- 0	0- 0	AWAY	0- 0	0- 0	1- 1				
1- 0	0- 0	0- 0	NEUTRAL	0- 0	0- 0	1- 0				

RPI S	Opponent	Score	RPI S	Opponent	Score	RPI S	Opponent	Score	Team's RPI: 98	RPI S	Opponent	Score
16	A Michigan St.	71 94	32	A Georgia Tech	48 58	74	A New Mexico	64 80		139	H UTEP	66 54
						87	A East Tenn. St.	83 88		141	H Tulsa	66 53
						87	H East Tenn. St.	92 55		162	A S.C. Upstate	78 86
										162	H S.C. Upstate	71 56
										164	A FIU	76 62
										205	A Mercer	67 62
										205	H Mercer	84 77
										232	A Belmont	81 48
										232	H Belmont	67 46
										237	H Bethune-Cookman	80 48
										250	A North Florida	56 57
										250	H North Florida	58 47
										252	A Longwood	74 71
										256	A Kennesaw St.	75 64
										256	H Kennesaw St.	79 52
										269	A Campbell	64 59
										269	H Campbell	76 43
										280	A Jacksonville	63 55
										280	H Jacksonville	73 66
										314	A Stetson	70 43
										314	H Stetson	68 44
										321	N Seattle	51 38
										331	A Lipscomb	67 47
										331	H Lipscomb	64 45
										332	H Rider	78 46
LAST 12 Division I GAMES:												
252	A Longwood	74 71	280	A Jacksonville	63 55							
321	N Seattle	51 38	269	H Campbell	76 43							
162	A S.C. Upstate	78 86	87	H East Tenn. St.	92 55							
232	H Belmont	67 46	205	A Mercer	67 62							
331	H Lipscomb	64 45	256	A Kennesaw St.	75 64							
250	A North Florida	56 57	314	H Stetson	68 44							

Non-Div I Games:

Average RPI Win: 132		WON-LOST	WINNING	LAST 12	STRENGTH OF		OPP. STRENGTH	TEAM	ADJ.	CONF.	ADJ CONF.
Average RPI Loss: 66		RECORD	PCT. RANK	GAMES	SCHEDULE		OF SCHEDULE	RPI	RPI	RPI	RPI
DIV. I ONLY		14- 16	184	4- 8	35		51	87	85	4	4
DIV. I NON-CONF.		7- 6	153	0- 0	98		127	110	111	3	3
TOTALS		RPI 1-25	RPI 26-50		W-L RECORDS		RPI 51-100	RPI 101-150		RPI 150+	
14- 16	1- 9	2- 1		OVERALL		4- 2	2- 0		5- 4		
9- 7	1- 3	1- 1		HOME		2- 0	1- 0		4- 3		
5- 7	0- 5	1- 0		AWAY		2- 1	1- 0		1- 1		
0- 2	0- 1	0- 0		NEUTRAL		0- 1	0- 0		0- 0		
7- 6	0- 3	0- 0		NON-CONFERENCE		1- 1	1- 0		5- 2		
5- 3	0- 1	0- 0		HOME		0- 0	1- 0		4- 2		
2- 2	0- 1	0- 0		AWAY		1- 1	0- 0		1- 0		
0- 1	0- 1	0- 0		NEUTRAL		0- 0	0- 0		0- 0		
7- 10	1- 6	2- 1		CONFERENCE		3- 1	1- 0		0- 2		
4- 4	1- 2	1- 1		HOME		2- 0	0- 0		0- 1		
3- 5	0- 4	1- 0		AWAY		1- 0	1- 0		0- 1		
0- 1	0- 0	0- 0		NEUTRAL		0- 1	0- 0		0- 0		

RPI	S	Opponent	Score	RPI	S	Opponent	Score	RPI	S	Opponent	Score	RPI	S	Opponent	Score
3	A	Tennessee	44 83	29	H	LSU	30 70	53	H	South Carolina	59 56	116	A	Arkansas	59 53
3	H	Tennessee	64 66	45	A	Mississippi St.	55 52	55	A	Old Dominion	81 67	136	H	UAB	75 39
14	H	Florida St.	62 66	45	H	Mississippi St.	80 78	69	H	Auburn	71 68	164	A	FIU	71 60
19	A	Kentucky	51 77					69	N	Auburn	61 74	166	A	Alabama	58 82
20	N	St. John's (NY)	47 61					77	A	Mississippi	67 64	166	H	Alabama	61 66
21	A	Vanderbilt	60 71					96	A	Pittsburgh	58 81	183	H	High Point	68 75
21	H	Vanderbilt	58 66									190	H	Southern U.	62 35
24	A	Rutgers	38 51									201	H	Florida A&M	71 72
25	A	Georgia	52 61									280	H	Jacksonville	80 54
25	H	Georgia	64 57									283	H	Ohio	78 49
												314	H	Stetson	85 63
LAST 12 Division I GAMES:															
69	N	Auburn	61 74	29	H	LSU	30 70	45	H	Mississippi St.	80 78	21	H	Vanderbilt	58 66
166	H	Alabama	61 66	45	H	Mississippi St.	80 78	77	A	Mississippi	67 64	53	H	South Carolina	59 56
21	A	Vanderbilt	60 71	21	H	Vanderbilt	58 66	53	H	South Carolina	59 56	166	A	Alabama	58 82
25	H	Georgia	64 57	77	A	Mississippi	67 64								
19	A	Kentucky	51 77	53	H	South Carolina	59 56								
3	A	Tennessee	44 83	166	A	Alabama	58 82								

Non-Div I Games:

Florida

■ Loss,
■ Non-Conf, S Site,
■ Home
■ Away
N Neutral

Average RPI Win:	274	WON-LOST	WINNING	LAST 12	STRENGTH OF	OPP. STRENGTH	TEAM	ADJ.	CONF.	ADJ CONF.
Average RPI Loss:	159	RECORD	PCT. RANK	GAMES	SCHEDULE	OF SCHEDULE	RPI	RPI	RPI	RPI
DIV. I ONLY	17- 11	99	8- 4	325	278	203	201	29	29	
DIV. I NON-CONF.	8- 3	69	2- 0	331	108	162	157	31	31	
TOTALS	RPI 1-25	RPI 26-50	W-L RECORDS	RPI 51-100	RPI 101-150	RPI 150+				
17- 11	0- 1	0- 0	OVERALL	1- 1	1- 4	15- 5				
7- 4	0- 0	0- 0	HOME	0- 0	0- 2	7- 2				
10- 4	0- 1	0- 0	AWAY	1- 0	1- 1	8- 2				
0- 3	0- 0	0- 0	NEUTRAL	0- 1	0- 1	0- 1				
8- 3	0- 1	0- 0	NON-CONFERENCE	1- 1	1- 1	6- 0				
3- 0	0- 0	0- 0	HOME	0- 0	0- 0	3- 0				
5- 1	0- 1	0- 0	AWAY	1- 0	1- 0	3- 0				
0- 2	0- 0	0- 0	NEUTRAL	0- 1	0- 1	0- 0				
9- 8	0- 0	0- 0	CONFERENCE	0- 0	0- 3	9- 5				
4- 4	0- 0	0- 0	HOME	0- 0	0- 2	4- 2				
5- 3	0- 0	0- 0	AWAY	0- 0	0- 1	5- 2				
0- 1	0- 0	0- 0	NEUTRAL	0- 0	0- 0	0- 1				

RPI S	Opponent	Score	RPI S	Opponent	Score	RPI S	Opponent	Score	RPI S	Opponent	Score	Team's RPI: 201
19	A Kentucky	39 91				69	N Auburn	45 69	103	A South Fla.	73 68	
						85	A Florida	72 71	110	N Missouri	65 69	
									130	A Hampton	54 67	
									130	H Hampton	48 65	
									138	H N.C. A&T	72 79	
									166	H Alabama	61 52	
									216	A Howard	68 69	
									216	H Howard	48 49	
									216	N Howard	54 56	
									237	A Bethune-Cookman	65 62	
									237	H Bethune-Cookman	81 71	
									242	A Morgan St.	48 58	
									263	A Md.-East. Shore	75 67	
									263	H Md.-East. Shore	43 47	
									291	A Alabama St.	61 59	
									308	A South Carolina St.	83 80	
									308	H South Carolina St.	68 53	
									311	A Coppin St.	74 72	
									328	A Delaware St.	52 42	
									328	H Delaware St.	53 40	
									330	A Savannah St.	41 38	
									330	H Savannah St.	60 53	
									342	A Winston-Salem	66 52	
									342	H Winston-Salem	67 55	
									343	H Norfolk St.	58 47	
LAST 12 Division I GAMES:												
216	N	Howard	54	56	263	A	Md.-East. Shore	75	67			
237	H	Bethune-Cookman	81	71	328	A	Delaware St.	52	42			
308	A	South Carolina St.	83	80	311	A	Coppin St.	74	72			
342	A	Winston-Salem	66	52	242	A	Morgan St.	48	58			
130	H	Hampton	48	65	308	H	South Carolina St.	68	53			
216	H	Howard	48	49	342	H	Winston-Salem	67	55			

Non-Div I Games: Albany St. (GA) 64 42

Florida A&M

■ Loss,
■ Non-Conf,
■ S Site,
■ Home
■ A Away
N Neutral

Average RPI Win:	117	WON-LOST	WINNING	LAST 12	STRENGTH OF	OPP. STRENGTH	TEAM	ADJ.	CONF.	ADJ CONF.
Average RPI Loss:	33	RECORD	PCT. RANK	GAMES	SCHEDULE	OF SCHEDULE	RPI	RPI	RPI	RPI
DIV. I ONLY	26- 5	16	10- 2	67	14	14	14	2	2	
DIV. I NON-CONF.	14- 2	19	1- 0	166	25	34	32	4	4	
TOTALS	RPI 1-25	RPI 26-50	W-L RECORDS	RPI 51-100	RPI 101-150	RPI 150+				
26- 5	2- 2	6- 2	OVERALL	7- 1	3- 0	8- 0				
15- 1	1- 1	3- 0	HOME	4- 0	3- 0	4- 0				
9- 2	1- 1	3- 0	AWAY	3- 1	0- 0	2- 0				
2- 2	0- 0	0- 2	NEUTRAL	0- 0	0- 0	2- 0				
14- 2	0- 1	1- 1	NON-CONFERENCE	3- 0	2- 0	8- 0				
8- 1	0- 1	1- 0	HOME	1- 0	2- 0	4- 0				
4- 0	0- 0	0- 0	AWAY	2- 0	0- 0	2- 0				
2- 1	0- 0	0- 1	NEUTRAL	0- 0	0- 0	2- 0				
12- 3	2- 1	5- 1	CONFERENCE	4- 1	1- 0	0- 0				
7- 0	1- 0	2- 0	HOME	3- 0	1- 0	0- 0				
5- 2	1- 1	3- 0	AWAY	1- 1	0- 0	0- 0				
0- 1	0- 0	0- 1	NEUTRAL	0- 0	0- 0	0- 0				

RPI	S	Opponent	Score	RPI	S	Opponent	Score	RPI	S	Opponent	Score	RPI	S	Opponent	Score
1	H	Connecticut	59 78	31	N	DePaul	60 75	69	H	Auburn	82 67	110	H	Missouri	73 66
5	A	Duke	43 73	32	A	Georgia Tech	69 59	80	A	Miami (FL)	70 78	115	H	Virginia Tech	78 68
17	A	Virginia	59 58	33	H	Temple	77 64	80	H	Miami (FL)	87 62	118	H	Harvard	96 52
17	H	Virginia	68 50	34	H	North Carolina St.	74 71	85	A	Florida	66 62	160	A	UCF	70 58
				38	A	North Carolina	83 73	91	A	Clemson	80 50	165	N	UTSA	65 50
				46	A	Maryland	94 61	91	H	Clemson	67 50	172	A	Georgia St.	66 53
				48	H	Boston College	85 64	93	A	Indiana	82 74	188	N	Hawaii	83 39
				48	N	Boston College	60 67	94	H	Wake Forest	83 38	250	H	North Florida	79 50
												272	H	Western Caro.	80 47
												299	H	Alcorn St.	78 50
												314	H	Stetson	101 35
LAST 12 Division I GAMES:															
				48	N	Boston College	60 67	91	H	Clemson	67 50				
				46	A	Maryland	94 61	94	H	Wake Forest	83 38				
				80	H	Miami (FL)	87 62	38	A	North Carolina	83 73				
				17	A	Virginia	59 58	5	A	Duke	43 73				
				115	H	Virginia Tech	78 68	48	H	Boston College	85 64				
				32	A	Georgia Tech	69 59	118	H	Harvard	96 52				

Non-Div I Games:

Florida St.

■ Loss,
■ Non-Conf,
■ S Site,
■ H Home
■ A Away
N Neutral

Fordham

Through Games Of Sunday, March 14, 2010

Average RPI Win:	264	WON-LOST	WINNING	LAST 12	STRENGTH OF	OPP. STRENGTH	TEAM	ADJ.	CONF.	ADJ CONF.
Average RPI Loss:	155	RECORD	PCT. RANK	GAMES	SCHEDULE	OF SCHEDULE	RPI	RPI	RPI	RPI
DIV. I ONLY	8- 22	297	2- 10	261	149	296	294	10	10	
DIV. I NON-CONF.	6- 9	210	0- 0	311	291	284	288	10	10	
TOTALS	RPI 1-25	RPI 26-50	W-L RECORDS	RPI 51-100	RPI 101-150	RPI 150+				
8- 22	0- 1	0- 2	OVERALL	0- 4	0- 4	8- 11				
6- 8	0- 1	0- 1	HOME	0- 0	0- 2	6- 4				
1- 13	0- 0	0- 1	AWAY	0- 4	0- 1	1- 7				
1- 1	0- 0	0- 0	NEUTRAL	0- 0	0- 1	1- 0				
6- 9	0- 0	0- 0	NON-CONFERENCE	0- 2	0- 0	6- 7				
4- 3	0- 0	0- 0	HOME	0- 0	0- 0	4- 3				
1- 6	0- 0	0- 0	AWAY	0- 2	0- 0	1- 4				
1- 0	0- 0	0- 0	NEUTRAL	0- 0	0- 0	1- 0				
2- 13	0- 1	0- 2	CONFERENCE	0- 2	0- 4	2- 4				
2- 5	0- 1	0- 1	HOME	0- 0	0- 2	2- 1				
0- 7	0- 0	0- 1	AWAY	0- 2	0- 1	0- 3				
0- 1	0- 0	0- 0	NEUTRAL	0- 0	0- 1	0- 0				

RPI S Opponent	Score	RPI S Opponent	Score	RPI S Opponent	Score	RPI S Opponent	Score	Team's RPI: 294
11 H Xavier	59 74	33 A Temple	34 67	51 A Princeton	61 75	112 H Duquesne	63 69	
		40 H Dayton	42 72	72 A St. Bonaventure	36 60	119 H Charlotte	34 69	
				81 A Providence	57 62	122 A St. Joseph's	57 62	
				84 A Richmond	48 61	122 N St. Joseph's	62 76	
						167 A Fla. Atlantic	53 66	
						169 H Iona	70 64	
						198 H UMBC	56 62	
						207 A Massachusetts	50 60	
						214 A Manhattan	47 63	
						220 H St. Louis	60 71	
						225 H Binghamton	45 49	
						243 H Rhode Island	53 47	
						244 A George Washington	47 56	
						247 A La Salle	62 70	
						247 H La Salle	57 47	
						248 H UNC Greensboro	63 69	
						268 H Albany (NY)	76 56	
						273 A St. Peter's	61 59	
						276 H Fairleigh Dickinson	76 60	
						277 A Central Conn. St.	57 64	
						303 N San Jose St.	71 64	
						320 A Bucknell	56 63	
						332 H Rider	65 56	
LAST 12 Division I GAMES:								
122 N St. Joseph's	62 76	207 A Massachusetts	50 60					
11 H Xavier	59 74	84 A Richmond	48 61					
244 A George Washington	47 56	247 H La Salle	57 47					
220 H St. Louis	60 71	72 A St. Bonaventure	36 60					
247 A La Salle	62 70	243 H Rhode Island	53 47					
40 H Dayton	42 72	119 H Charlotte	34 69					

Non-Div I Games:

Fordham

Loss, Non-Conf, S Site, H Home A Away N Neutral

Average RPI Win:	182	WON-LOST	WINNING	LAST 12	STRENGTH OF	OPP. STRENGTH	TEAM	ADJ.	CONF.	ADJ CONF.
Average RPI Loss:	36	RECORD	PCT. RANK	GAMES	SCHEDULE	OF SCHEDULE	RPI	RPI	RPI	RPI
DIV. I ONLY	27- 6	19	11- 1	92	100	34	35	12	12	
DIV. I NON-CONF.	9- 5	100	0- 0	47	66	65	65	12	12	
TOTALS	RPI 1-25	RPI 26-50	W-L RECORDS	RPI 51-100	RPI 101-150	RPI 150+				
27- 6	0- 2	0- 3	OVERALL	3- 1	6- 0	18- 0				
13- 1	0- 1	0- 0	HOME	2- 0	3- 0	8- 0				
11- 3	0- 1	0- 2	AWAY	1- 0	2- 0	8- 0				
3- 2	0- 0	0- 1	NEUTRAL	0- 1	1- 0	2- 0				
9- 5	0- 2	0- 3	NON-CONFERENCE	1- 0	2- 0	6- 0				
5- 1	0- 1	0- 0	HOME	1- 0	1- 0	3- 0				
3- 3	0- 1	0- 2	AWAY	0- 0	0- 0	3- 0				
1- 1	0- 0	0- 1	NEUTRAL	0- 0	1- 0	0- 0				
18- 1	0- 0	0- 0	CONFERENCE	2- 1	4- 0	12- 0				
8- 0	0- 0	0- 0	HOME	1- 0	2- 0	5- 0				
8- 0	0- 0	0- 0	AWAY	1- 0	2- 0	5- 0				
2- 1	0- 0	0- 0	NEUTRAL	0- 1	0- 0	2- 0				

RPI 1-25			RPI 26-50			Team's RPI: 35	RPI 51-100			RPI 101+		
RPI	S	Opponent	Score	RPI	S	Opponent	Score	RPI	S	Opponent	Score	RPI
2	H	Stanford	46 68	36	A	Southern California	63 68	73	H	St. Mary's (CA)	94 81	127
10	A	West Virginia	52 72	42	A	TCU	52 63	76	A	Louisiana Tech	81 78	127
				48	N	Boston College	75 83	76	H	Louisiana Tech	71 61	130
								76	N	Louisiana Tech	66 68	N
												149
												150
												150
												153
												153
												171
												171
												171
												188
												188
												188
												193
												194
												212
												212
												222
												234
												261
												303
												303
												326
LAST 12 Division I GAMES:												

Non-Div I Games:

Fresno St.

Average RPI Win:	236	WON-LOST	WINNING	LAST 12	STRENGTH OF	OPP. STRENGTH	TEAM	ADJ.	CONF.	ADJ CONF.
Average RPI Loss:	171	RECORD	PCT. RANK	GAMES	SCHEDULE	OF SCHEDULE	RPI	RPI	RPI	RPI
DIV. I ONLY	7- 24	311	1- 11	253	182	315	310	19	20	
DIV. I NON-CONF.	2- 7	295	0- 0	304	82	321	320	19	19	
TOTALS	RPI 1-25	RPI 26-50	W-L RECORDS	RPI 51-100	RPI 101-150	RPI 150+				
7- 24	0- 1	0- 0	OVERALL	0- 4	2- 9	5- 10				
3- 10	0- 0	0- 0	HOME	0- 1	0- 5	3- 4				
3- 13	0- 1	0- 0	AWAY	0- 3	2- 3	1- 6				
1- 1	0- 0	0- 0	NEUTRAL	0- 0	0- 1	1- 0				
2- 7	0- 1	0- 0	NON-CONFERENCE	0- 2	0- 2	2- 2				
1- 2	0- 0	0- 0	HOME	0- 0	0- 1	1- 1				
1- 5	0- 1	0- 0	AWAY	0- 2	0- 1	1- 1				
0- 0	0- 0	0- 0	NEUTRAL	0- 0	0- 0	0- 0				
5- 17	0- 0	0- 0	CONFERENCE	0- 2	2- 7	3- 8				
2- 8	0- 0	0- 0	HOME	0- 1	0- 4	2- 3				
2- 8	0- 0	0- 0	AWAY	0- 1	2- 2	0- 5				
1- 1	0- 0	0- 0	NEUTRAL	0- 0	0- 1	1- 0				

RPI S	Opponent	Score	RPI S	Opponent	Score	RPI S	Opponent	Score	RPI S	Opponent	Score	Team's RPI: 310
17	A Virginia	43 74				66	A Arizona St.	37 74	126	A Appalachian St.	73 56	
						75	A Chattanooga	56 69	126	H Appalachian St.	53 58	
						75	H Chattanooga	52 58	126	N Appalachian St.	53 71	
						91	A Clemson	48 68	128	A Cincinnati	46 85	
									129	A Col. of Charleston	52 67	
									129	H Col. of Charleston	74 77	
									142	H Indiana St.	47 62	
									143	A Samford	56 52	
									143	H Samford	49 60	
									146	A Ga. Southern	50 54	
									146	H Ga. Southern	46 56	
									189	A Davidson	52 65	
									189	H Davidson	78 81	
									189	N Davidson	73 67	
									205	H Mercer	62 75	
									248	A UNC Greensboro	49 60	
									248	H UNC Greensboro	61 46	
									272	A Western Caro.	58 66	
									272	H Western Caro.	39 69	
									288	A Wofford	47 53	
									288	H Wofford	72 53	
									292	A Elon	61 63	
									292	H Elon	55 58	
									308	A South Carolina St.	54 59	
									314	H Stetson	76 60	
									342	A Winston-Salem	58 45	
LAST 12 Division I GAMES:												
			126	N Appalachian St.	53 71		288	A Wofford	47 53			
			189	N Davidson	73 67		272	H Western Caro.	39 69			
			189	A Davidson	52 65		126	H Appalachian St.	53 58			
			248	A UNC Greensboro	49 60		129	A Col. of Charleston	52 67			
			292	H Elon	55 58		143	H Samford	49 60			
			146	H Ga. Southern	46 56		75	H Chattanooga	52 58			

Non-Div I Games:

Furman

Ga. Southern

Through Games Of Sunday, March 14, 2010

Average RPI Win:	234	WON-LOST	WINNING	LAST 12	STRENGTH OF	OPP. STRENGTH	TEAM	ADJ.	CONF.	ADJ CONF.
Average RPI Loss:	125	RECORD	PCT. RANK	GAMES	SCHEDULE	OF SCHEDULE	RPI	RPI	RPI	RPI
DIV. I ONLY	18- 12	103	9- 3	204	179	142	146	19	20	
DIV. I NON-CONF.	4- 4	160	0- 0	238	49	181	181	19	19	
TOTALS	RPI 1-25	RPI 26-50	W-L RECORDS	RPI 51-100	RPI 101-150	RPI 150+				
18- 12	0- 1	0- 0	OVERALL	0- 4	4- 4	14- 3				
7- 5	0- 0	0- 0	HOME	0- 1	1- 2	6- 2				
10- 5	0- 1	0- 0	AWAY	0- 2	2- 2	8- 0				
1- 2	0- 0	0- 0	NEUTRAL	0- 1	1- 0	0- 1				
4- 4	0- 1	0- 0	NON-CONFERENCE	0- 1	0- 1	4- 1				
2- 0	0- 0	0- 0	HOME	0- 0	0- 0	2- 0				
2- 3	0- 1	0- 0	AWAY	0- 1	0- 1	2- 0				
0- 1	0- 0	0- 0	NEUTRAL	0- 0	0- 0	0- 1				
14- 8	0- 0	0- 0	CONFERENCE	0- 3	4- 3	10- 2				
5- 5	0- 0	0- 0	HOME	0- 1	1- 2	4- 2				
8- 2	0- 0	0- 0	AWAY	0- 1	2- 1	6- 0				
1- 1	0- 0	0- 0	NEUTRAL	0- 1	1- 0	0- 0				

RPI S	Opponent	Score	RPI S	Opponent	Score	RPI S	Opponent	Score	RPI S	Opponent	Score	Team's RPI: 146
5	A Duke	42 69				69	A Auburn	56 62	121	A Colorado	50 62	
						75	A Chattanooga	55 57	126	A Appalachian St.	73 68	
						75	H Chattanooga	48 70	126	H Appalachian St.	77 73	
						75	N Chattanooga	49 60	129	A Col. of Charleston	52 41	
									129	H Col. of Charleston	53 57	
									129	N Col. of Charleston	57 56	
									143	A Samford	49 74	
									143	H Samford	47 66	
									167	H Fla. Atlantic	60 43	
									189	A Davidson	58 47	
									189	H Davidson	50 68	
									205	A Mercer	76 45	
									224	N New Orleans	39 50	
									248	A UNC Greensboro	63 55	
									248	H UNC Greensboro	42 45	
									256	H Kennesaw St.	80 67	
									272	A Western Caro.	74 61	
									272	H Western Caro.	62 48	
									288	A Wofford	58 56	
									288	H Wofford	68 50	
									292	A Elon	71 66	
									292	H Elon	70 58	
									310	A Furman	56 46	
									310	H Furman	54 50	
									319	A UNC Asheville	56 38	
LAST 12 Division I GAMES:												
75	N Chattanooga	49 60	129	A Col. of Charleston	52 41							
129	N Col. of Charleston	57 56	143	H Samford	47 66							
126	H Appalachian St.	77 73	75	H Chattanooga	48 70							
189	A Davidson	58 47	272	H Western Caro.	62 48							
288	H Wofford	68 50	272	A Western Caro.	74 61							
310	A Furman	56 46	248	A UNC Greensboro	63 55							

Non-Div I Games: Brewton Parker 96 44

Ga. Southern

Loss, Non-Conf, S Site, H Home A Away N Neutral

Average RPI Win:	225	WON-LOST	WINNING	LAST 12	STRENGTH OF	OPP. STRENGTH	TEAM	ADJ.	CONF.	ADJ CONF.
Average RPI Loss:	119	RECORD	PCT. RANK	GAMES	SCHEDULE	OF SCHEDULE	RPI	RPI	RPI	RPI
DIV. I ONLY	26- 4	12	11- 1	226	224	60	60	17	17	
DIV. I NON-CONF.	11- 2	28	1- 0	301	223	101	102	22	23	
TOTALS	RPI 1-25	RPI 26-50	W-L RECORDS	RPI 51-100	RPI 101-150	RPI 150+				
26- 4	0- 0	0- 1	OVERALL	4- 2	1- 0	21- 1				
12- 2	0- 0	0- 0	HOME	2- 1	1- 0	9- 1				
10- 1	0- 0	0- 1	AWAY	2- 0	0- 0	8- 0				
4- 1	0- 0	0- 0	NEUTRAL	0- 1	0- 0	4- 0				
11- 2	0- 0	0- 1	NON-CONFERENCE	2- 1	1- 0	8- 0				
6- 1	0- 0	0- 0	HOME	1- 1	1- 0	4- 0				
3- 1	0- 0	0- 1	AWAY	1- 0	0- 0	2- 0				
2- 0	0- 0	0- 0	NEUTRAL	0- 0	0- 0	2- 0				
15- 2	0- 0	0- 0	CONFERENCE	2- 1	0- 0	13- 1				
6- 1	0- 0	0- 0	HOME	1- 0	0- 0	5- 1				
7- 0	0- 0	0- 0	AWAY	1- 0	0- 0	6- 0				
2- 1	0- 0	0- 0	NEUTRAL	0- 1	0- 0	2- 0				

RPI 1-25				RPI 26-50				RPI 51-100				Team's RPI: 60	RPI 101+			
RPI	S	Opponent	Score	RPI	S	Opponent	Score	RPI	S	Opponent	Score		RPI	S	Opponent	Score
				38	A	North Carolina	65 81	64	A	Liberty	59 56		126	H	Appalachian St.	70 58
								64	H	Liberty	70 65		161	N	Morehead St.	75 65
								64	N	Liberty	66 68		183	A	High Point	74 66
								79	A	Purdue	56 55		183	H	High Point	67 56
								83	H	East Carolina	57 45		199	A	Coastal Caro.	74 68
								92	H	Houston	64 86		199	H	Coastal Caro.	78 33
													199	N	Coastal Caro.	64 56
													206	A	Charleston So.	58 45
													206	H	Charleston So.	63 54
													252	H	Longwood	72 58
													257	A	Winthrop	85 62
													257	H	Winthrop	57 39
													282	A	Radford	84 80
													282	H	Radford	53 68
													288	H	Wofford	78 55
													295	A	N.C. Central	66 55
													305	N	Tex.-Pan American	74 57
													319	A	UNC Asheville	74 63
													319	H	UNC Asheville	70 54
													319	N	UNC Asheville	77 65
													327	A	Presbyterian	80 39
													327	H	Presbyterian	53 50
													342	H	Winston-Salem	70 38
LAST 12 Division I GAMES:																
				64	N	Liberty	66 68	327	H	Presbyterian	53 50					
				199	N	Coastal Caro.	64 56	319	A	UNC Asheville	74 63					
				319	N	UNC Asheville	77 65	183	A	High Point	74 66					
				199	A	Coastal Caro.	74 68	282	A	Radford	84 80					
				206	H	Charleston So.	63 54	64	A	Liberty	59 56					
				257	H	Winthrop	57 39	199	H	Coastal Caro.	78 33					

Non-Div I Games: Limestone 71 50 Converse 79 38

Gardner-Webb

Loss, Non-Conf, S Site, H Home A Away N Neutral

George Mason

Through Games Of Sunday, March 14, 2010

Average RPI Win:	224	WON-LOST	WINNING	LAST 12	STRENGTH OF	OPP. STRENGTH	TEAM	ADJ.	CONF.	ADJ CONF.
Average RPI Loss:	110	RECORD	PCT. RANK	GAMES	SCHEDULE	OF SCHEDULE	RPI	RPI	RPI	RPI
DIV. I ONLY	10- 20	270	2- 10	128	127	219	219	8	8	
DIV. I NON-CONF.	7- 4	104	0- 0	245	280	146	147	8	8	
TOTALS	RPI 1-25	RPI 26-50	W-L RECORDS	RPI 51-100	RPI 101-150	RPI 150+				
10- 20	0- 0	0- 2	OVERALL	0- 6	1- 9	9- 3				
9- 7	0- 0	0- 1	HOME	0- 2	1- 2	8- 2				
1- 12	0- 0	0- 1	AWAY	0- 3	0- 7	1- 1				
0- 1	0- 0	0- 0	NEUTRAL	0- 1	0- 0	0- 0				
7- 4	0- 0	0- 0	NON-CONFERENCE	0- 1	0- 3	7- 0				
7- 0	0- 0	0- 0	HOME	0- 0	0- 0	7- 0				
0- 4	0- 0	0- 0	AWAY	0- 1	0- 3	0- 0				
0- 0	0- 0	0- 0	NEUTRAL	0- 0	0- 0	0- 0				
3- 16	0- 0	0- 2	CONFERENCE	0- 5	1- 6	2- 3				
2- 7	0- 0	0- 1	HOME	0- 2	1- 2	1- 2				
1- 8	0- 0	0- 1	AWAY	0- 2	0- 4	1- 1				
0- 1	0- 0	0- 0	NEUTRAL	0- 1	0- 0	0- 0				

RPI S	Opponent	Score	RPI S	Opponent	Score	RPI S	Opponent	Score	RPI S	Opponent	Score	Team's RPI: 219
37	A James Madison	50 62	37	H James Madison	38 76	55	A Old Dominion	49 79	104	A Drexel	51 59	
						55	H Old Dominion	52 66	108	H VCU	55 65	
						84	A Richmond	52 78	115	A Virginia Tech	41 70	
						99	A Delaware	63 67	120	A Hofstra	49 59	
						99	H Delaware	44 53	120	H Hofstra	39 72	
						99	N Delaware	41 58	122	A St. Joseph's	46 65	
									126	A Appalachian St.	54 74	
									135	A Towson	46 60	
									147	A Northeastern	57 70	
									147	H Northeastern	72 61	
									172	A Georgia St.	47 43	
									172	H Georgia St.	36 46	
									175	H Fairfield	70 65	
									181	A UNC Wilmington	47 51	
									181	H UNC Wilmington	63 53	
									183	H High Point	76 57	
									192	H William & Mary	55 69	
									216	H Howard	62 55	
									244	H George Washington	63 53	
									280	H Jacksonville	57 49	
									295	H N.C. Central	72 57	
									343	H Norfolk St.	66 49	
LAST 12 Division I GAMES:												
99	N Delaware	41 58	55	H Old Dominion	52 66							
37	H James Madison	38 76	181	A UNC Wilmington	47 51							
172	A Georgia St.	47 43	99	A Delaware	63 67							
181	H UNC Wilmington	63 53	120	H Hofstra	39 72							
108	H VCU	55 65	147	A Northeastern	57 70							
120	A Hofstra	49 59	172	H Georgia St.	36 46							

Non-Div I Games:

George Mason

■ Loss,
 ■ Non-Conf,
 ■ S Site,
 ■ H Home
 ■ A Away
 N Neutral

Average RPI Win: 220	WON-LOST	WINNING	LAST 12	STRENGTH OF	OPP. STRENGTH	TEAM	ADJ.	CONF.	ADJ CONF.
Average RPI Loss: 111	RECORD	PCT. RANK	GAMES	SCHEDULE	OF SCHEDULE	RPI	RPI	RPI	RPI
DIV. I ONLY	6- 22	315	3- 9	101	79	248	244	10	10
DIV. I NON-CONF.	3- 10	290	0- 1	150	27	248	244	10	10
TOTALS	RPI 1-25	RPI 26-50	W-L RECORDS	RPI 51-100	RPI 101-150	RPI 150+			
6- 22	1- 3	0- 3	OVERALL	0- 5	0- 5	5- 6			
4- 8	1- 1	0- 1	HOME	0- 2	0- 1	3- 3			
2- 11	0- 1	0- 1	AWAY	0- 3	0- 3	2- 3			
0- 3	0- 1	0- 1	NEUTRAL	0- 0	0- 1	0- 0			
3- 10	1- 2	0- 1	NON-CONFERENCE	0- 2	0- 1	2- 4			
2- 3	1- 0	0- 0	HOME	0- 1	0- 0	1- 2			
1- 5	0- 1	0- 0	AWAY	0- 1	0- 1	1- 2			
0- 2	0- 1	0- 1	NEUTRAL	0- 0	0- 0	0- 0			
3- 12	0- 1	0- 2	CONFERENCE	0- 3	0- 4	3- 2			
2- 5	0- 1	0- 1	HOME	0- 1	0- 1	2- 1			
1- 6	0- 0	0- 1	AWAY	0- 2	0- 2	1- 1			
0- 1	0- 0	0- 0	NEUTRAL	0- 0	0- 1	0- 0			

RPI 1-25				RPI 26-50				RPI 51-100				RPI 101+ Team's RPI: 244			
RPI	S	Opponent	Score	RPI	S	Opponent	Score	RPI	S	Opponent	Score	RPI	S	Opponent	Score
3	A	Tennessee	53 93	33	A	Temple	51 61	69	A	Auburn	43 62	112	A	Duquesne	64 66
11	H	Xavier	56 72	40	H	Dayton	55 59	72	A	St. Bonaventure	50 74	112	N	Duquesne	58 61
16	N	Michigan St.	47 78	49	N	Marist	58 80	82	H	Western Ky.	65 74	119	H	Charlotte	42 52
24	H	Rutgers	45 43					84	A	Richmond	47 76	122	A	St. Joseph's	47 63
								84	H	Richmond	54 78	125	A	Villanova	44 55
												159	H	Rice	57 65
												180	H	Marshall	47 56
												207	A	Massachusetts	64 54
												219	A	George Mason	53 63
												220	H	St. Louis	60 65
												239	A	North Texas	84 82
												243	A	Rhode Island	51 59
												247	H	La Salle	58 50
												283	A	Ohio	58 70
												294	H	Fordham	56 47
												311	H	Coppin St.	68 64
LAST 12 Division I GAMES:															
112	N	Duquesne	58 61	112	A	Duquesne	64 66								
33	A	Temple	51 61	11	H	Xavier	56 72								
84	H	Richmond	54 78	122	A	St. Joseph's	47 63								
220	H	St. Louis	60 65	207	A	Massachusetts	64 54								
294	H	Fordham	56 47	247	H	La Salle	58 50								
72	A	St. Bonaventure	50 74	125	A	Villanova	44 55								

Non-Div I Games:

George Washington

■ Loss,
■ Non-Conf,
■ S Site,
■ H Home
■ A Away
N Neutral

Georgetown

Through Games Of Sunday, March 14, 2010

Average RPI Win: 121				Through Games Of Sunday, March 17, 2019						
WON-LOST		WINNING	LAST 12	STRENGTH OF	OPP. STRENGTH	TEAM	ADJ.	CONF.	ADJ CONF.	
RECORD		PCT. RANK	GAMES	SCHEDULE	OF SCHEDULE	RPI	RPI	RPI	RPI	
DIV. I ONLY		24- 6	25	8- 4	54	20	18	18	3	3
DIV. I NON-CONF.		11- 2	28	1- 0	174	38	47	47	5	5
TOTALS		RPI 1-25	RPI 26-50	W-L RECORDS		RPI 51-100	RPI 101-150	RPI 150+		
24- 6	3- 3		2- 2	OVERALL		8- 1	5- 0	6- 0		
12- 0	3- 0		2- 0	HOME		3- 0	1- 0	3- 0		
11- 4	0- 2		0- 1	AWAY		5- 1	4- 0	2- 0		
1- 2	0- 1		0- 1	NEUTRAL		0- 0	0- 0	1- 0		
11- 2	0- 0		1- 2	NON-CONFERENCE		4- 0	1- 0	5- 0		
4- 0	0- 0		1- 0	HOME		1- 0	0- 0	2- 0		
6- 1	0- 0		0- 1	AWAY		3- 0	1- 0	2- 0		
1- 1	0- 0		0- 1	NEUTRAL		0- 0	0- 0	1- 0		
13- 4	3- 3		1- 0	CONFERENCE		4- 1	4- 0	1- 0		
8- 0	3- 0		1- 0	HOME		2- 0	1- 0	1- 0		
5- 3	0- 2		0- 0	AWAY		2- 1	3- 0	0- 0		
0- 1	0- 1		0- 0	NEUTRAL		0- 0	0- 0	0- 0		

RPI S	Opponent	Score	RPI S	Opponent	Score	RPI S	Opponent	Score	RPI S	Opponent	Score
1	A Connecticut	62 84	31	H DePaul	74 65	57	A Marquette	45 52	101	A Missouri St.	79 55
7	H Notre Dame	76 66	34	H North Carolina St.	67 66	67	A Syracuse	83 81	103	A South Fla.	66 52
10	A West Virginia	46 55	37	A James Madison	76 79	78	H Louisville	60 56	103	H South Fla.	54 50
20	H St. John's (NY)	67 57	40	N Dayton	59 62	79	A Purdue	55 39	125	A Villanova	70 54
24	H Rutgers	59 50				81	H Providence	74 62	128	A Cincinnati	60 56
24	N Rutgers	56 63				84	A Richmond	78 63	191	H Seton Hall	71 49
						91	A Clemson	72 57	197	A Central Mich.	94 69
						94	H Wake Forest	73 56	247	A La Salle	71 40
						96	A Pittsburgh	66 63	288	H Wofford	90 57
									315	H Jacksonville St.	70 39
									321	N Seattle	68 54
LAST 12 Division I GAMES:											
24	N Rutgers	56 63	103	H South Fla.	54 50						
191	H Seton Hall	71 49	10	A West Virginia	46 55						
1	A Connecticut	62 84	96	A Pittsburgh	66 63						
315	H Jacksonville St.	70 39	20	H St. John's (NY)	67 57						
125	A Villanova	70 54	24	H Rutgers	59 50						
7	H Notre Dame	76 66	57	A Marquette	45 52						

Non-Div I Games: Southwest Baptist 82 41

Georgetown

Loss, Non-Conf, S Site, H Home A Away N Neutral

Average RPI Win: 118		WON-LOST	WINNING	LAST 12	STRENGTH OF		OPP. STRENGTH	TEAM	ADJ.	CONF.	ADJ CONF.
Average RPI Loss: 52		RECORD	PCT. RANK	GAMES	SCHEDULE		OF SCHEDULE	RPI	RPI	RPI	RPI
DIV. I ONLY		23- 8	39	5- 7	61		25	25	25	4	4
DIV. I NON-CONF.		13- 0	1	0- 0	90		36	8	8	3	3
TOTALS		RPI 1-25	RPI 26-50		W-L RECORDS		RPI 51-100	RPI 101-150		RPI 150+	
23- 8		5- 2	2- 2		OVERALL		4- 4	5- 0		7- 0	
14- 2		5- 0	2- 0		HOME		1- 2	3- 0		3- 0	
7- 5		0- 2	0- 1		AWAY		3- 2	1- 0		3- 0	
2- 1		0- 0	0- 1		NEUTRAL		0- 0	1- 0		1- 0	
13- 0		3- 0	1- 0		NON-CONFERENCE		2- 0	3- 0		4- 0	
8- 0		3- 0	1- 0		HOME		0- 0	2- 0		2- 0	
4- 0		0- 0	0- 0		AWAY		2- 0	0- 0		2- 0	
1- 0		0- 0	0- 0		NEUTRAL		0- 0	1- 0		0- 0	
10- 8		2- 2	1- 2		CONFERENCE		2- 4	2- 0		3- 0	
6- 2		2- 0	1- 0		HOME		1- 2	1- 0		1- 0	
3- 5		0- 2	0- 1		AWAY		1- 2	1- 0		1- 0	
1- 1		0- 0	0- 1		NEUTRAL		0- 0	0- 0		1- 0	

RPI	S	Opponent	Score
3	H	Tennessee	53 50
8	H	Oklahoma	62 51
17	H	Virginia	69 53
19	A	Kentucky	48 64
19	H	Kentucky	61 60
21	A	Vanderbilt	44 66
24	H	Rutgers	49 48

RPI	S	Opponent	Score
29	H	LSU	49 46
32	H	Georgia Tech	56 50
45	A	Mississippi St.	66 74
45	N	Mississippi St.	52 67

RPI	S	Opponent	Score
53	A	South Carolina	65 49
53	H	South Carolina	42 52
69	A	Auburn	53 67
75	A	Chattanooga	74 57
77	H	Mississippi	65 66
85	A	Florida	57 64
85	H	Florida	61 52
91	A	Clemson	59 47

RPI	S	Opponent	Score
116	A	Arkansas	73 63
116	H	Arkansas	69 48
131	H	Detroit	66 42
136	H	UAB	71 42
144	N	A&M-Corpus Christi	77 58
166	A	Alabama	52 44
166	H	Alabama	76 47
166	N	Alabama	73 66
226	A	Southern Miss.	84 55
291	H	Alabama St.	75 48
301	H	Tennessee St.	71 50
330	A	Savannah St.	80 45

LAST 12 Division I GAMES:

45	N	Mississippi St.	52	67	19	A	Kentucky	48	64
166	N	Alabama	73	66	53	H	South Carolina	42	52
116	H	Arkansas	69	48	29	H	LSU	49	46
53	A	South Carolina	65	49	69	A	Auburn	53	67
85	A	Florida	57	64	45	A	Mississippi St.	66	74
166	H	Alabama	76	47	77	H	Mississippi	65	66

Non-Div I Games:

Georgia

Georgia St.

Through Games Of Sunday, March 14, 2010

Average RPI Win:	234	WON-LOST	WINNING	LAST 12	STRENGTH OF	OPP. STRENGTH	TEAM	ADJ.	CONF.	ADJ CONF.
Average RPI Loss:	97	RECORD	PCT. RANK	GAMES	SCHEDULE	OF SCHEDULE	RPI	RPI	RPI	RPI
DIV. I ONLY	15- 15	165	4- 8	202	118	174	172	8	8	
DIV. I NON-CONF.	9- 2	35	0- 0	295	303	108	107	8	8	
TOTALS	RPI 1-25	RPI 26-50	W-L RECORDS	RPI 51-100	RPI 101-150	RPI 150+				
15- 15	0- 1	0- 3	OVERALL	0- 3	2- 7	13- 1				
9- 7	0- 1	0- 2	HOME	0- 1	2- 2	7- 1				
6- 7	0- 0	0- 1	AWAY	0- 2	0- 4	6- 0				
0- 1	0- 0	0- 0	NEUTRAL	0- 0	0- 1	0- 0				
9- 2	0- 1	0- 1	NON-CONFERENCE	0- 0	0- 0	9- 0				
5- 2	0- 1	0- 1	HOME	0- 0	0- 0	5- 0				
4- 0	0- 0	0- 0	AWAY	0- 0	0- 0	4- 0				
0- 0	0- 0	0- 0	NEUTRAL	0- 0	0- 0	0- 0				
6- 13	0- 0	0- 2	CONFERENCE	0- 3	2- 7	4- 1				
4- 5	0- 0	0- 1	HOME	0- 1	2- 2	2- 1				
2- 7	0- 0	0- 1	AWAY	0- 2	0- 4	2- 0				
0- 1	0- 0	0- 0	NEUTRAL	0- 0	0- 1	0- 0				

RPI 1-25				RPI 26-50				RPI 51-100				RPI 101+				Team's RPI: 172	
RPI	S	Opponent	Score	RPI	S	Opponent	Score	RPI	S	Opponent	Score	RPI	S	Opponent	Score		
14	H	Florida St.	53 66	32	H	Georgia Tech	50 62	55	A	Old Dominion	54 58	104	H	Drexel	60 58		
				37	A	James Madison	60 68	55	H	Old Dominion	61 63	108	A	VCU	39 53		
				37	H	James Madison	61 67	99	A	Delaware	65 68	108	H	VCU	60 76		
												120	A	Hofstra	49 58		
												135	A	Towson	50 55		
												135	H	Towson	71 62		
												147	A	Northeastern	40 50		
												147	H	Northeastern	53 61		
												147	N	Northeastern	42 46		
												169	A	Iona	64 56		
												181	A	UNC Wilmington	54 50		
												181	H	UNC Wilmington	63 53		
												192	H	William & Mary	63 60		
												219	A	George Mason	46 36		
												219	H	George Mason	43 47		
												251	H	Troy	61 45		
												256	A	Kennesaw St.	77 52		
												263	H	Md.-East. Shore	76 49		
												281	H	Murray St.	87 72		
												285	H	UT Martin	61 32		
												327	A	Presbyterian	58 44		
												328	A	Delaware St.	66 42		
												337	H	Nicholls St.	79 50		
LAST 12 Division I GAMES:																	
				147	N	Northeastern	42 46					99	A	Delaware	65 68		
				181	A	UNC Wilmington	54 50					135	A	Towson	50 55		
				219	H	George Mason	43 47					192	H	William & Mary	63 60		
				104	H	Drexel	60 58					147	H	Northeastern	53 61		
				147	A	Northeastern	40 50					108	A	VCU	39 53		
				55	H	Old Dominion	61 63					219	A	George Mason	46 36		

Non-Div I Games:

Georgia St.

■ Loss,
 ■ Non-Conf, S Site,
 ■ Home
 ■ Away
 N Neutral

Average RPI Win:	147	WON-LOST	WINNING	LAST 12	STRENGTH OF	OPP. STRENGTH	TEAM	ADJ.	CONF.	ADJ CONF.
Average RPI Loss:	22	RECORD	PCT. RANK	GAMES	SCHEDULE	OF SCHEDULE	RPI	RPI	RPI	RPI
DIV. I ONLY	23- 9	45	7- 5	50	64	32	32	2	2	
DIV. I NON-CONF.	14- 2	19	0- 0	152	171	41	41	4	4	
TOTALS	RPI 1-25	RPI 26-50	W-L RECORDS	RPI 51-100	RPI 101-150	RPI 150+				
23- 9	0- 6	2- 3	OVERALL	9- 0	4- 0	8- 0				
12- 2	0- 2	1- 0	HOME	5- 0	2- 0	4- 0				
8- 6	0- 3	1- 3	AWAY	3- 0	1- 0	3- 0				
3- 1	0- 1	0- 0	NEUTRAL	1- 0	1- 0	1- 0				
14- 2	0- 2	0- 0	NON-CONFERENCE	3- 0	3- 0	8- 0				
7- 0	0- 0	0- 0	HOME	2- 0	1- 0	4- 0				
5- 2	0- 2	0- 0	AWAY	1- 0	1- 0	3- 0				
2- 0	0- 0	0- 0	NEUTRAL	0- 0	1- 0	1- 0				
9- 7	0- 4	2- 3	CONFERENCE	6- 0	1- 0	0- 0				
5- 2	0- 2	1- 0	HOME	3- 0	1- 0	0- 0				
3- 4	0- 1	1- 3	AWAY	2- 0	0- 0	0- 0				
1- 1	0- 1	0- 0	NEUTRAL	1- 0	0- 0	0- 0				

RPI 1-25				RPI 26-50				Team's RPI: 32	RPI 51-100				RPI 101+			
RPI	S	Opponent	Score	RPI	S	Opponent	Score		RPI	S	Opponent	Score	RPI	S	Opponent	Score
5	H	Duke	50 64	34	A	North Carolina St.	46 54		80	A	Miami (FL)	77 73	115	H	Virginia Tech	61 47
5	N	Duke	55 67	38	A	North Carolina	78 89		80	H	Miami (FL)	80 73	124	H	Arizona	70 48
12	A	Oklahoma St.	64 70	38	H	North Carolina	64 57		88	A	Penn St.	64 60	130	N	Hampton	63 54
14	H	Florida St.	59 69	46	A	Maryland	61 60		91	A	Clemson	68 53	134	A	Long Island	73 56
17	A	Virginia	55 57	48	A	Boston College	51 77		91	H	Clemson	72 58	164	A	FIU	68 57
25	A	Georgia	50 56						94	H	Wake Forest	72 66	172	A	Georgia St.	62 50
									94	N	Wake Forest	52 45	191	N	Seton Hall	57 51
									98	H	Fla. Gulf Coast	58 48	256	A	Kennesaw St.	94 48
									100	H	Oregon	87 69	257	H	Winthrop	63 30
													302	H	Army	76 47
													313	H	Mississippi Val.	89 41
													330	H	Savannah St.	80 51
LAST 12 Division I GAMES:																
		5 N Duke	55 67			14 H Florida St.	59 69									
		94 N Wake Forest	52 45			91 A Clemson	68 53									
		34 A North Carolina St.	46 54			46 A Maryland	61 60									
		38 H North Carolina	64 57			115 H Virginia Tech	61 47									
		80 A Miami (FL)	77 73			80 H Miami (FL)	80 73									
		5 H Duke	50 64			17 A Virginia	55 57									

Non-Div I Games:

Georgia Tech

Average RPI Win:	186	WON-LOST	WINNING	LAST 12	STRENGTH OF	OPP. STRENGTH	TEAM	ADJ.	CONF.	ADJ CONF.
Average RPI Loss:	32	RECORD	PCT. RANK	GAMES	SCHEDULE	OF SCHEDULE	RPI	RPI	RPI	RPI
DIV. I ONLY	27- 4	9	12- 0	116	108	27	30	13	13	
DIV. I NON-CONF.	11- 4	64	0- 0	77	65	49	52	13	13	
TOTALS	RPI 1-25	RPI 26-50	W-L RECORDS	RPI 51-100	RPI 101-150	RPI 150+				
27- 4	0- 3	1- 0	OVERALL	5- 0	1- 1	20- 0				
16- 0	0- 0	1- 0	HOME	2- 0	1- 0	12- 0				
10- 2	0- 1	0- 0	AWAY	2- 0	0- 1	8- 0				
1- 2	0- 2	0- 0	NEUTRAL	1- 0	0- 0	0- 0				
11- 4	0- 3	1- 0	NON-CONFERENCE	0- 0	1- 1	9- 0				
8- 0	0- 0	1- 0	HOME	0- 0	1- 0	6- 0				
3- 2	0- 1	0- 0	AWAY	0- 0	0- 1	3- 0				
0- 2	0- 2	0- 0	NEUTRAL	0- 0	0- 0	0- 0				
16- 0	0- 0	0- 0	CONFERENCE	5- 0	0- 0	11- 0				
8- 0	0- 0	0- 0	HOME	2- 0	0- 0	6- 0				
7- 0	0- 0	0- 0	AWAY	2- 0	0- 0	5- 0				
1- 0	0- 0	0- 0	NEUTRAL	1- 0	0- 0	0- 0				

RPI 1-25				RPI 26-50				Team's RPI: 30				RPI 51-100				RPI 101+			
RPI	S	Opponent	Score	RPI	S	Opponent	Score	RPI	S	Opponent	Score	RPI	S	Opponent	Score	RPI	S	Opponent	Score
2	A	Stanford	74 105	36	H	Southern California	70 58	73	A	St. Mary's (CA)	88 75	105	A	South Dakota St.	71 75				
6	N	Texas A&M	76 80					73	H	St. Mary's (CA)	87 52	145	H	Washington	81 52				
15	N	Baylor	49 70					86	A	Pepperdine	107 64	170	A	Portland	70 58				
								86	H	Pepperdine	87 45	170	H	Portland	90 54				
								86	N	Pepperdine	76 48	171	A	Idaho	80 57				
												173	H	Eastern Wash.	87 61				
												184	A	Portland St.	64 57				
												185	A	San Diego	75 61				
												185	H	San Diego	75 46				
												187	A	Montana St.	87 72				
												193	A	Loyola Marymount	91 77				
												193	H	Loyola Marymount	73 40				
												194	H	UC Santa Barbara	88 52				
												202	H	Montana	75 48				
												209	H	North Dakota	85 46				
												261	H	UC Irvine	96 57				
												274	A	Santa Clara	83 52				
												274	H	Santa Clara	81 43				
												274	H	Santa Clara	87 47				
												306	A	San Francisco	83 35				
												306	H	San Francisco	93 53				
												335	H	Cal St. Northridge	80 47				
LAST 12 Division I GAMES:																			
		86	N	Pepperdine			76	48			185	A	San Diego		75	61			
		274	H	Santa Clara			87	47			73	A	St. Mary's (CA)		88	75			
		306	A	San Francisco			83	35			170	A	Portland		70	58			
		274	A	Santa Clara			83	52			306	H	San Francisco		93	53			
		86	H	Pepperdine			87	45			274	H	Santa Clara		81	43			
		193	H	Loyola Marymount			73	40			193	A	Loyola Marymount		91	77			

Non-Div I Games:

Gonzaga

■ Loss,
 ■ Non-Conf, S Site,
 ■ Home
 ■ Away
 N Neutral

Grambling

Through Games Of Sunday, March 14, 2010

Average RPI Win:	296	WON-LOST	WINNING	LAST 12	STRENGTH OF	OPP. STRENGTH	TEAM	ADJ.	CONF.	ADJ CONF.
Average RPI Loss:	223	RECORD	PCT. RANK	GAMES	SCHEDULE	OF SCHEDULE	RPI	RPI	RPI	RPI
DIV. I ONLY	12- 15	203	8- 4	340	334	295	297	32	32	
DIV. I NON-CONF.	2- 6	282	0- 0	328	235	331	328	32	32	
TOTALS	RPI 1-25	RPI 26-50	W-L RECORDS	RPI 51-100	RPI 101-150	RPI 150+				
12- 15	0- 0	0- 0	OVERALL	0- 1	0- 3	12- 11				
7- 5	0- 0	0- 0	HOME	0- 0	0- 1	7- 4				
5- 8	0- 0	0- 0	AWAY	0- 1	0- 1	5- 6				
0- 2	0- 0	0- 0	NEUTRAL	0- 0	0- 1	0- 1				
2- 6	0- 0	0- 0	NON-CONFERENCE	0- 1	0- 3	2- 2				
1- 2	0- 0	0- 0	HOME	0- 0	0- 1	1- 1				
1- 3	0- 0	0- 0	AWAY	0- 1	0- 1	1- 1				
0- 1	0- 0	0- 0	NEUTRAL	0- 0	0- 1	0- 0				
10- 9	0- 0	0- 0	CONFERENCE	0- 0	0- 0	10- 9				
6- 3	0- 0	0- 0	HOME	0- 0	0- 0	6- 3				
4- 5	0- 0	0- 0	AWAY	0- 0	0- 0	4- 5				
0- 1	0- 0	0- 0	NEUTRAL	0- 0	0- 0	0- 1				

RPI S	Opponent	Score	RPI S	Opponent	Score	RPI S	Opponent	Score	RPI S	Opponent	Score	Team's RPI: 297
						89	A Kansas St.	62 87	107	H Lamar	60 62	
									121	A Colorado	43 92	
									139	N UTEP	40 54	
									190	A Southern U.	40 65	
									190	H Southern U.	69 58	
									236	A Prairie View	68 65	
									236	H Prairie View	45 60	
									246	H Sam Houston St.	59 67	
									255	A Northwestern St.	62 93	
									259	A Alabama A&M	50 53	
									259	H Alabama A&M	51 55	
									271	A Texas Southern	59 52	
									271	H Texas Southern	72 78	
									271	N Texas Southern	57 63	
									291	A Alabama St.	43 54	
									291	H Alabama St.	48 47	
									298	A Ark.-Pine Bluff	61 59	
									298	H Ark.-Pine Bluff	54 44	
									299	A Alcorn St.	60 65	
									299	H Alcorn St.	82 74	
									313	A Mississippi Val.	51 60	
									313	H Mississippi Val.	60 54	
									337	H Nicholls St.	73 49	
									338	A Jackson St.	65 52	
									338	H Jackson St.	48 42	
									345	A Centenary (LA)	78 53	
LAST 12 Division I GAMES:												
			271	N Texas Southern	57 63		236	A Prairie View	68 65			
			259	A Alabama A&M	50 53		271	A Texas Southern	59 52			
			291	A Alabama St.	43 54		299	H Alcorn St.	82 74			
			313	H Mississippi Val.	60 54		190	H Southern U.	69 58			
			298	H Ark.-Pine Bluff	54 44		313	A Mississippi Val.	51 60			
			338	H Jackson St.	48 42		298	A Ark.-Pine Bluff	61 59			

Non-Div I Games: Tuskegee 72 57

Grambling

■ Loss,
 ■ Non-Conf, S Site,
 ■ Home
 ■ Away
 N Neutral

Average RPI Win:	203	WON-LOST	WINNING	LAST 12	STRENGTH OF	OPP. STRENGTH	TEAM	ADJ.	CONF.	ADJ CONF.
Average RPI Loss:	172	RECORD	PCT. RANK	GAMES	SCHEDULE	OF SCHEDULE	RPI	RPI	RPI	RPI
DIV. I ONLY	27- 4	9	10- 2	288	171	66	70	20	19	
DIV. I NON-CONF.	11- 0	1	0- 0	268	83	37	38	18	18	
TOTALS	RPI 1-25	RPI 26-50	W-L RECORDS	RPI 51-100	RPI 101-150	RPI 150+				
27- 4	0- 0	2- 0	OVERALL	1- 0	6- 2	18- 2				
15- 1	0- 0	1- 0	HOME	1- 0	4- 1	9- 0				
12- 3	0- 0	1- 0	AWAY	0- 0	2- 1	9- 2				
0- 0	0- 0	0- 0	NEUTRAL	0- 0	0- 0	0- 0				
11- 0	0- 0	2- 0	NON-CONFERENCE	1- 0	1- 0	7- 0				
5- 0	0- 0	1- 0	HOME	1- 0	1- 0	2- 0				
6- 0	0- 0	1- 0	AWAY	0- 0	0- 0	5- 0				
0- 0	0- 0	0- 0	NEUTRAL	0- 0	0- 0	0- 0				
16- 4	0- 0	0- 0	CONFERENCE	0- 0	5- 2	11- 2				
10- 1	0- 0	0- 0	HOME	0- 0	3- 1	7- 0				
6- 3	0- 0	0- 0	AWAY	0- 0	2- 1	4- 2				
0- 0	0- 0	0- 0	NEUTRAL	0- 0	0- 0	0- 0				

RPI S	Opponent	Score	RPI S	Opponent	Score	RPI S	Opponent	Score	RPI S	Opponent	Score
28	A Wisconsin	60 58	31	H DePaul	79 68	57	H Marquette	65 48	101	A Butler	61 54
									101	H Butler	73 62
									117	H UNI	82 69
									123	A Cleveland St.	78 60
									123	H Cleveland St.	68 59
									123	H Cleveland St.	75 83
									131	A Detroit	55 71
									131	H Detroit	71 46
									164	H FIU	67 56
									177	A Ball St.	83 63
									208	A Ill.-Chicago	72 81
									208	H Ill.-Chicago	64 45
									209	A North Dakota	74 56
									227	A Loyola (IL)	63 65
									227	H Loyola (IL)	72 49
									228	A Wright St.	74 50
									228	H Wright St.	68 41
									249	A Milwaukee	74 53
									249	H Milwaukee	72 48
									249	H Milwaukee	74 63
									279	H Southern Ill.	75 64
									286	A Valparaiso	69 44
									286	H Valparaiso	78 54
									304	A Evansville	83 37
									312	A South Dakota	53 40
									324	A Southeast Mo. St.	88 50
LAST 12 Division I GAMES:											
123	H Cleveland St.	75 83	227	H Loyola (IL)	72 49						
249	H Milwaukee	72 48	208	H Ill.-Chicago	64 45						
123	H Cleveland St.	68 59	249	H Milwaukee	74 63						
341	H Youngstown St.	84 45	228	A Wright St.	74 50						
101	A Butler	61 54	131	A Detroit	55 71						
286	A Valparaiso	69 44	286	H Valparaiso	78 54						

Non-Div I Games:

Green Bay

■ Loss,
 ■ Non-Conf, S Site,
 ■ Home
 ■ Away
 N Neutral

G
r
e
e
n
B
a
y

Green Bay
RPI S Opponent Score

Through Games Of Sunday, March 14, 2010

RPI	S	Opponent	Score	
341	A	Youngstown St.	76	60
341	H	Youngstown St.	84	45

G
r
e
e
n
B
a
y

Green Bay

Average RPI Win:	260	WON-LOST	WINNING	LAST 12	STRENGTH OF	OPP. STRENGTH	TEAM	ADJ.	CONF.	ADJ CONF.
Average RPI Loss:	117	RECORD	PCT. RANK	GAMES	SCHEDULE	OF SCHEDULE	RPI	RPI	RPI	RPI
DIV. I ONLY	20- 11	84	11- 1	191	279	130	130	29	29	
DIV. I NON-CONF.	5- 7	203	1- 0	114	56	159	155	31	31	
TOTALS	RPI 1-25	RPI 26-50	W-L RECORDS	RPI 51-100	RPI 101-150	RPI 150+				
20- 11	0- 0	0- 3	OVERALL	0- 4	1- 1	19- 3				
10- 3	0- 0	0- 1	HOME	0- 1	1- 0	9- 1				
6- 6	0- 0	0- 0	AWAY	0- 3	0- 1	6- 2				
4- 2	0- 0	0- 2	NEUTRAL	0- 0	0- 0	4- 0				
5- 7	0- 0	0- 3	NON-CONFERENCE	0- 4	0- 0	5- 0				
3- 2	0- 0	0- 1	HOME	0- 1	0- 0	3- 0				
1- 3	0- 0	0- 0	AWAY	0- 3	0- 0	1- 0				
1- 2	0- 0	0- 2	NEUTRAL	0- 0	0- 0	1- 0				
15- 4	0- 0	0- 0	CONFERENCE	0- 0	1- 1	14- 3				
7- 1	0- 0	0- 0	HOME	0- 0	1- 0	6- 1				
5- 3	0- 0	0- 0	AWAY	0- 0	0- 1	5- 2				
3- 0	0- 0	0- 0	NEUTRAL	0- 0	0- 0	3- 0				

RPI S	Opponent	Score	RPI S	Opponent	Score	RPI S	Opponent	Score	RPI S	Opponent	Score	Team's RPI: 130
32 N	Georgia Tech	54 63	55 A	Old Dominion	64 83	138 A	N.C. A&T	81 82				
33 H	Temple	51 54	68 A	SMU	71 84	138 H	N.C. A&T	90 80				
35 N	Fresno St.	54 66	83 H	East Carolina	61 65	181 H	UNC Wilmington	66 52				
			84 A	Richmond	46 64	192 H	William & Mary	71 66				
						201 A	Florida A&M	65 48				
						201 H	Florida A&M	67 54				
						216 A	Howard	47 48				
						216 H	Howard	55 43				
						237 A	Bethune-Cookman	53 62				
						237 H	Bethune-Cookman	81 44				
						237 N	Bethune-Cookman	58 38				
						242 H	Morgan St.	74 37				
						245 N	Bryant	68 48				
						263 A	Md.-East. Shore	64 48				
						263 N	Md.-East. Shore	65 41				
						282 H	Radford	63 43				
						308 A	South Carolina St.	67 47				
						308 N	South Carolina St.	57 46				
						311 H	Coppin St.	52 58				
						328 A	Delaware St.	62 43				
						328 H	Delaware St.	47 41				
						342 A	Winston-Salem	67 26				
						343 A	Norfolk St.	63 59				
						343 H	Norfolk St.	68 47				
LAST 12 Division I GAMES:												
308 N	South Carolina St.	57 46	237 A	Bethune-Cookman	53 62							
237 N	Bethune-Cookman	58 38	138 H	N.C. A&T	90 80							
263 N	Md.-East. Shore	65 41	343 H	Norfolk St.	68 47							
216 H	Howard	55 43	342 A	Winston-Salem	67 26							
328 H	Delaware St.	47 41	308 A	South Carolina St.	67 47							
201 A	Florida A&M	65 48	263 A	Md.-East. Shore	64 48							

Non-Div I Games:

Hampton

■ Loss,
■ Non-Conf,
■ S Site,
■ Home
■ A Away
N Neutral

Average RPI Win:	190	WON-LOST	WINNING	LAST 12	STRENGTH OF	OPP. STRENGTH	TEAM	ADJ.	CONF.	ADJ CONF.
Average RPI Loss:	43	RECORD	PCT. RANK	GAMES	SCHEDULE	OF SCHEDULE	RPI	RPI	RPI	RPI
DIV. I ONLY	27- 4	9	11- 1	113	117	26	27	14	14	
DIV. I NON-CONF.	9- 3	60	0- 0	23	33	22	21	14	14	
TOTALS	RPI 1-25	RPI 26-50	W-L RECORDS	RPI 51-100	RPI 101-150	RPI 150+				
27- 4	0- 1	4- 2	OVERALL	1- 1	4- 0	18- 0				
16- 1	0- 0	3- 1	HOME	1- 0	2- 0	10- 0				
11- 3	0- 1	1- 1	AWAY	0- 1	2- 0	8- 0				
0- 0	0- 0	0- 0	NEUTRAL	0- 0	0- 0	0- 0				
9- 3	0- 1	2- 1	NON-CONFERENCE	1- 1	2- 0	4- 0				
6- 0	0- 0	2- 0	HOME	1- 0	1- 0	2- 0				
3- 3	0- 1	0- 1	AWAY	0- 1	1- 0	2- 0				
0- 0	0- 0	0- 0	NEUTRAL	0- 0	0- 0	0- 0				
18- 1	0- 0	2- 1	CONFERENCE	0- 0	2- 0	14- 0				
10- 1	0- 0	1- 1	HOME	0- 0	1- 0	8- 0				
8- 0	0- 0	1- 0	AWAY	0- 0	1- 0	6- 0				
0- 0	0- 0	0- 0	NEUTRAL	0- 0	0- 0	0- 0				

RPI 1-25				RPI 26-50				Team's RPI: 27	RPI 51-100				RPI 101+			
RPI	S	Opponent	Score	RPI	S	Opponent	Score		RPI	S	Opponent	Score	RPI	S	Opponent	Score
1	A	Connecticut	45 80	33	H	Temple	65 54		78	H	Louisville	62 50	122	A	St. Joseph's	72 66
				39	A	Vermont	38 36		81	A	Providence	59 66	132	A	Boston U.	52 44
				39	H	Vermont	61 51						132	H	Boston U.	61 38
				39	H	Vermont	50 55						147	H	Northeastern	68 63
				47	H	Bowling Green	65 60						158	A	Sacred Heart	68 53
				49	A	Marist	47 68						198	A	UMBC	69 66
LAST 12 Division I GAMES:																
				39	H	Vermont	50 55		225	H	Binghamton	72 54	198	H	UMBC	85 45
				231	H	Stony Brook	65 43		266	A	Maine	59 32	210	A	Dartmouth	70 41
				275	H	New Hampshire	68 35		275	H	Binghamton	72 54	225	A	Binghamton	70 65
				39	H	Vermont	61 51		275	H	Binghamton	72 54	225	H	Binghamton	72 54
				268	A	Albany (NY)	63 57		198	H	UMBC	85 45	231	A	Stony Brook	60 42
				132	H	Boston U.	61 38		231	A	Stony Brook	60 42	231	H	Stony Brook	65 38
									231	H	Stony Brook	65 43	231	H	Stony Brook	65 43
									240	H	Quinnipiac	71 53	240	H	Quinnipiac	71 53
									266	A	Maine	59 32	266	A	Maine	59 32
									266	H	Maine	76 39	266	H	Maine	76 39
									268	A	Albany (NY)	63 57	268	A	Albany (NY)	63 57
									268	H	Albany (NY)	59 36	268	H	Albany (NY)	59 36
									275	A	New Hampshire	72 45	275	A	New Hampshire	72 45
									275	H	New Hampshire	68 35	275	H	New Hampshire	68 35
									275	H	New Hampshire	65 35	275	H	New Hampshire	65 35
									311	H	Coppin St.	51 44	311	H	Coppin St.	51 44

Non-Div I Games:

Hartford

■ Loss,
 ■ Non-Conf, S Site,
 ■ Home
 ■ Away
 N Neutral

Harvard

Through Games Of Sunday, March 14, 2010

Average RPI Win:	223	WON-LOST	WINNING	LAST 12	STRENGTH OF	OPP. STRENGTH	TEAM	ADJ.	CONF.	ADJ CONF.
Average RPI Loss:	116	RECORD	PCT. RANK	GAMES	SCHEDULE	OF SCHEDULE	RPI	RPI	RPI	RPI
DIV. I ONLY	20- 8	48	10- 2	228	175	116	118	18	18	
DIV. I NON-CONF.	9- 5	100	0- 0	193	142	113	120	17	17	
TOTALS	RPI 1-25	RPI 26-50	W-L RECORDS	RPI 51-100	RPI 101-150	RPI 150+				
20- 8	0- 1	1- 1	OVERALL	0- 2	4- 1	15- 3				
12- 1	0- 0	1- 0	HOME	0- 1	3- 0	8- 0				
7- 7	0- 1	0- 1	AWAY	0- 1	1- 1	6- 3				
1- 0	0- 0	0- 0	NEUTRAL	0- 0	0- 0	1- 0				
9- 5	0- 1	1- 1	NON-CONFERENCE	0- 0	2- 1	6- 2				
6- 0	0- 0	1- 0	HOME	0- 0	2- 0	3- 0				
2- 5	0- 1	0- 1	AWAY	0- 0	0- 1	2- 2				
1- 0	0- 0	0- 0	NEUTRAL	0- 0	0- 0	1- 0				
11- 3	0- 0	0- 0	CONFERENCE	0- 2	2- 0	9- 1				
6- 1	0- 0	0- 0	HOME	0- 1	1- 0	5- 0				
5- 2	0- 0	0- 0	AWAY	0- 1	1- 0	4- 1				
0- 0	0- 0	0- 0	NEUTRAL	0- 0	0- 0	0- 0				

RPI 1-25				RPI 26-50				RPI 51-100				RPI 101+				Team's RPI: 118			
RPI	S	Opponent	Score	RPI	S	Opponent	Score	RPI	S	Opponent	Score	RPI	S	Opponent	Score				
14	A	Florida St.	52 96	48	H	Boston College	82 81	51	A	Princeton	54 73	111	A	Columbia	69 67				
				49	A	Marist	70 85	51	H	Princeton	66 78	111	H	Columbia	73 55				
												121	A	Colorado	65 67				
												132	H	Boston U.	85 68				
												147	H	Northeastern	90 85				
												158	A	Sacred Heart	77 92				
												203	A	Yale	68 60				
												203	H	Yale	88 65				
												204	H	Navy	71 55				
												207	A	Massachusetts	72 60				
												210	A	Dartmouth	44 45				
												210	H	Dartmouth	64 59				
												224	N	New Orleans	60 57				
												262	H	Holy Cross	74 57				
												266	H	Maine	72 56				
												267	A	Brown	65 54				
												267	H	Brown	66 51				
												275	A	New Hampshire	65 78				
												307	A	Cornell	74 53				
												307	H	Cornell	69 53				
				LAST 12 Division I GAMES:												318	A	NJIT	69 53
				210	H	Dartmouth	64 59	307	A	Cornell	74 53	329	A	Penn	66 40				
				51	H	Princeton	66 78	267	H	Brown	66 51	329	H	Penn	55 52				
				329	H	Penn	55 52	203	H	Yale	88 65								
				203	A	Yale	68 60	329	A	Penn	66 40								
				267	A	Brown	65 54	51	A	Princeton	54 73								
				111	A	Columbia	69 67	307	H	Cornell	69 53								

Non-Div I Games:

Harvard

Loss, Non-Conf, S Site, H Home A Away N Neutral

Average RPI Win: 184		WON-LOST	WINNING	LAST 12	STRENGTH OF	OPP. STRENGTH	TEAM	ADJ.	CONF.	ADJ CONF.
Average RPI Loss: 116		RECORD	PCT. RANK	GAMES	SCHEDULE	OF SCHEDULE	RPI	RPI	RPI	RPI
DIV. I ONLY		9- 20	276	2- 10	69	133	196	188	12	12
DIV. I NON-CONF.		5- 7	203	0- 0	27	117	124	122	12	12
TOTALS	RPI 1-25	RPI 26-50		W-L RECORDS		RPI 51-100	RPI 101-150	RPI 150+		
9- 20	0- 2	0- 3		OVERALL		1- 4	3- 5	5- 6		
7- 6	0- 0	0- 1		HOME		0- 3	3- 1	4- 1		
1- 11	0- 1	0- 1		AWAY		0- 1	0- 3	1- 5		
1- 3	0- 1	0- 1		NEUTRAL		1- 0	0- 1	0- 0		
5- 7	0- 2	0- 0		NON-CONFERENCE		1- 2	2- 2	2- 1		
3- 2	0- 0	0- 0		HOME		0- 2	2- 0	1- 0		
1- 3	0- 1	0- 0		AWAY		0- 0	0- 1	1- 1		
1- 2	0- 1	0- 0		NEUTRAL		1- 0	0- 1	0- 0		
4- 13	0- 0	0- 3		CONFERENCE		0- 2	1- 3	3- 5		
4- 4	0- 0	0- 1		HOME		0- 1	1- 1	3- 1		
0- 8	0- 0	0- 1		AWAY		0- 1	0- 2	0- 4		
0- 1	0- 0	0- 1		NEUTRAL		0- 0	0- 0	0- 0		

RPI 1-25				RPI 26-50				RPI 51-100				RPI 101+				Team's RPI: 188	
RPI	S	Opponent	Score	RPI	S	Opponent	Score	RPI	S	Opponent	Score	RPI	S	Opponent	Score		
14	N	Florida St.	39 83	35	A	Fresno St.	42 83	66	H	Arizona St.	53 65	106	N	BYU	44 81		
22	A	UCLA	52 98	35	H	Fresno St.	69 78	76	A	Louisiana Tech	62 75	127	A	Nevada	56 76		
				35	N	Fresno St.	55 83	76	H	Louisiana Tech	71 79	127	H	Nevada	62 80		
								87	H	East Tenn. St.	83 94	133	H	Kent St.	63 60		
								89	N	Kansas St.	71 61	133	H	Kent St.	54 53		
												149	A	UNLV	54 67		
												150	A	Boise St.	64 73		
												150	H	Boise St.	66 64		
												153	A	New Mexico St.	51 73		
												153	H	New Mexico St.	67 75		
												163	A	UC Riverside	63 58		
												171	A	Idaho	59 74		
												171	H	Idaho	62 52		
												212	A	Utah St.	51 53		
												212	H	Utah St.	69 56		
												222	A	Cal St. Bakersfield	75 105		
												303	A	San Jose St.	61 68		
												303	H	San Jose St.	63 49		
												306	H	San Francisco	58 48		
LAST 12 Division I GAMES:																	
				35	N	Fresno St.	55 83	171	A	Idaho	59 74						
				212	A	Utah St.	51 53	153	H	New Mexico St.	67 75						
				150	H	Boise St.	66 64	35	H	Fresno St.	69 78						
				76	H	Louisiana Tech	71 79	303	H	San Jose St.	63 49						
				303	A	San Jose St.	61 68	150	A	Boise St.	64 73						
				127	A	Nevada	56 76	76	A	Louisiana Tech	62 75						

Non-Div I Games:	BYU-Hawaii	76	46
------------------	------------	----	----

Hawaii

■ Loss, ■ Non-Conf, S Site, H Home A Away N Neutral

Average RPI Win:	253	WON-LOST	WINNING	LAST 12	STRENGTH OF	OPP. STRENGTH	TEAM	ADJ.	CONF.	ADJ CONF.
Average RPI Loss:	136	RECORD	PCT. RANK	GAMES	SCHEDULE	OF SCHEDULE	RPI	RPI	RPI	RPI
DIV. I ONLY	17- 14	129	5- 7	264	198	182	183	17	17	
DIV. I NON-CONF.	9- 6	126	1- 0	325	159	206	212	22	23	
TOTALS	RPI 1-25	RPI 26-50	W-L RECORDS	RPI 51-100	RPI 101-150	RPI 150+				
17- 14	0- 0	0- 0	OVERALL	1- 7	0- 1	16- 6				
11- 4	0- 0	0- 0	HOME	0- 3	0- 0	11- 1				
4- 9	0- 0	0- 0	AWAY	1- 4	0- 1	3- 4				
2- 1	0- 0	0- 0	NEUTRAL	0- 0	0- 0	2- 1				
9- 6	0- 0	0- 0	NON-CONFERENCE	1- 2	0- 1	8- 3				
5- 1	0- 0	0- 0	HOME	0- 0	0- 0	5- 1				
2- 4	0- 0	0- 0	AWAY	1- 2	0- 1	1- 1				
2- 1	0- 0	0- 0	NEUTRAL	0- 0	0- 0	2- 1				
8- 8	0- 0	0- 0	CONFERENCE	0- 5	0- 0	8- 3				
6- 3	0- 0	0- 0	HOME	0- 3	0- 0	6- 0				
2- 5	0- 0	0- 0	AWAY	0- 2	0- 0	2- 3				
0- 0	0- 0	0- 0	NEUTRAL	0- 0	0- 0	0- 0				

RPI 1-25			RPI 26-50			RPI 51-100				RPI 101+			Team's RPI: 183		
RPI	S	Opponent	Score	RPI	S	Opponent	Score	RPI	S	Opponent	Score	RPI	S	Opponent	Score
								53	A	South Carolina	52 70	109	A	American	46 67
								60	A	Gardner-Webb	56 67	181	H	UNC Wilmington	67 66
								60	H	Gardner-Webb	66 74	192	N	William & Mary	66 58
								64	A	Liberty	48 73	199	A	Coastal Caro.	60 67
								64	H	Liberty	55 73	199	H	Coastal Caro.	79 39
								64	H	Liberty	62 75	204	N	Navy	67 70
								85	A	Florida	75 68	205	H	Mercer	81 71
								94	A	Wake Forest	52 76	206	A	Charleston So.	60 66
												206	H	Charleston So.	68 56
												219	A	George Mason	57 76
												248	H	UNC Greensboro	75 63
												252	H	Longwood	68 76
												257	A	Winthrop	50 56
												257	H	Winthrop	69 60
												257	H	Winthrop	68 65
												269	H	Campbell	78 57
												282	A	Radford	78 67
												282	H	Radford	88 74
												319	A	UNC Asheville	77 63
												319	H	UNC Asheville	78 49
												327	A	Presbyterian	69 64
												327	H	Presbyterian	72 61
												341	N	Youngstown St.	73 50
LAST 12 Division I GAMES:															
				64	H	Liberty	55 73			282	H	Radford	88 74		
				257	H	Winthrop	68 65			60	H	Gardner-Webb	66 74		
				64	A	Liberty	48 73			206	A	Charleston So.	60 66		
				257	A	Winthrop	50 56			199	A	Coastal Caro.	60 67		
				327	H	Presbyterian	72 61			64	H	Liberty	62 75		
				319	H	UNC Asheville	78 49			319	A	UNC Asheville	77 63		

Non-Div I Games:

High Point

■ Loss,
 ■ Non-Conf, S Site,
 ■ Home
 ■ Away
 N Neutral

Average RPI Win: 185	WON-LOST	WINNING	LAST 12	STRENGTH OF	OPP. STRENGTH	TEAM	ADJ.	CONF.	ADJ CONF.
Average RPI Loss: 103	RECORD	PCT. RANK	GAMES	SCHEDULE	OF SCHEDULE	RPI	RPI	RPI	RPI
DIV. I ONLY	19- 13	107	8- 4	164	83	121	120	8	8
DIV. I NON-CONF.	7- 5	130	0- 0	217	54	138	138	8	8
TOTALS	RPI 1-25	RPI 26-50	W-L RECORDS	RPI 51-100	RPI 101-150	RPI 150+			
19- 13	0- 1	1- 0	OVERALL	1- 6	4- 4	13- 2			
11- 3	0- 0	0- 0	HOME	1- 1	2- 2	8- 0			
7- 7	0- 1	1- 0	AWAY	0- 3	2- 1	4- 2			
1- 3	0- 0	0- 0	NEUTRAL	0- 2	0- 1	1- 0			
7- 5	0- 1	0- 0	NON-CONFERENCE	1- 3	0- 0	6- 1			
5- 0	0- 0	0- 0	HOME	1- 0	0- 0	4- 0			
2- 3	0- 1	0- 0	AWAY	0- 1	0- 0	2- 1			
0- 2	0- 0	0- 0	NEUTRAL	0- 2	0- 0	0- 0			
12- 8	0- 0	1- 0	CONFERENCE	0- 3	4- 4	7- 1			
6- 3	0- 0	0- 0	HOME	0- 1	2- 2	4- 0			
5- 4	0- 0	1- 0	AWAY	0- 2	2- 1	2- 1			
1- 1	0- 0	0- 0	NEUTRAL	0- 0	0- 1	1- 0			

RPI	S	Opponent	Score	RPI	S	Opponent	Score	RPI	S	Opponent	Score	RPI	S	Opponent	Score	Team's RPI: 120
1	A	Connecticut	46 91	37	A	James Madison	69 62	55	A	Old Dominion	46 51	104	A	Drexel	68 67	
								68	A	SMU	65 66	104	H	Drexel	41 51	
								81	H	Providence	72 68	108	H	VCU	74 66	
								84	N	Richmond	41 42	108	N	VCU	38 51	
								91	N	Clemson	68 69	135	A	Towson	47 41	
								99	A	Delaware	41 59	135	H	Towson	58 66	
								99	H	Delaware	65 71	147	A	Northeastern	52 56	
												147	H	Northeastern	53 37	
												159	A	Rice	71 90	
												172	H	Georgia St.	58 49	
												181	A	UNC Wilmington	78 69	
												181	H	UNC Wilmington	73 58	
												192	A	William & Mary	48 55	
												192	H	William & Mary	68 51	
												192	N	William & Mary	66 50	
												214	A	Manhattan	73 65	
												217	H	Niagara	70 48	
												219	A	George Mason	72 39	
												219	H	George Mason	59 49	
												231	H	Stony Brook	67 61	
												268	H	Albany (NY)	62 49	
												283	H	Buffalo	77 60	
												340	A	St. Francis (NY)	88 63	
LAST 12 Division I GAMES:																
		108	N	VCU	38	51				219	H	George Mason	59	49		
		192	N	William & Mary	66	50				147	A	Northeastern	52	56		
		99	A	Delaware	41	59				108	H	VCU	74	66		
		147	H	Northeastern	53	37				181	H	UNC Wilmington	73	58		
		135	A	Towson	47	41				219	A	George Mason	72	39		
		104	A	Drexel	68	67				55	A	Old Dominion	46	51		

Non-Div I Games:

Hofstra

■ Loss,
 ■ Non-Conf,
 ■ S Site,
 ■ Home
 ■ A Away
 N Neutral

Holy Cross

Average RPI Win: 291

WON-LOST

WINNING

LAST 12

Through Games Of Sunday, March 14, 2010

Average RPI Loss: 157

RECORD

PCT. RANK

GAMES

STRENGTH OF
SCHEDULEOPP. STRENGTH
OF SCHEDULETEAM
RPIADJ.
RPICONF.
RPIADJ CONF.
RPI

DIV. I ONLY	10- 21	275	5- 7	194	231	261	262	24	24
DIV. I NON-CONF.	4- 11	281	0- 0	195	107	259	261	27	27
TOTALS	RPI 1-25	RPI 26-50	W-L RECORDS	RPI 51-100	RPI 101-150	RPI 150+			
10- 21	0- 1	0- 2	OVERALL	0- 4	0- 4	10- 10			
4- 9	0- 1	0- 1	HOME	0- 1	0- 2	4- 4			
6- 9	0- 0	0- 1	AWAY	0- 2	0- 2	6- 4			
0- 3	0- 0	0- 0	NEUTRAL	0- 1	0- 0	0- 2			
4- 11	0- 1	0- 2	NON-CONFERENCE	0- 1	0- 2	4- 5			
1- 4	0- 1	0- 1	HOME	0- 0	0- 1	1- 1			
3- 4	0- 0	0- 1	AWAY	0- 0	0- 1	3- 2			
0- 3	0- 0	0- 0	NEUTRAL	0- 1	0- 0	0- 2			
6- 10	0- 0	0- 0	CONFERENCE	0- 3	0- 2	6- 5			
3- 5	0- 0	0- 0	HOME	0- 1	0- 1	3- 3			
3- 5	0- 0	0- 0	AWAY	0- 2	0- 1	3- 2			
0- 0	0- 0	0- 0	NEUTRAL	0- 0	0- 0	0- 0			

RPI 1-25				RPI 26-50				RPI 51-100				RPI 101+ Team's RPI: 262			
RPI	S	Opponent	Score	RPI	S	Opponent	Score	RPI	S	Opponent	Score	RPI	S	Opponent	Score
1	H	Connecticut	34 87	39	H	Vermont	56 78	62	A	Lehigh	52 58	109	A	American	61 70
				48	A	Boston College	57 90	62	A	Lehigh	57 73	109	H	American	51 64
								62	H	Lehigh	55 65	118	A	Harvard	57 74
								88	N	Penn St.	48 52	147	H	Northeastern	82 89
												203	A	Yale	60 66
												204	A	Navy	60 75
												204	H	Navy	69 77
												210	H	Dartmouth	62 67
												216	N	Howard	80 87
												243	H	Rhode Island	80 71
												245	A	Bryant	57 45
												247	N	La Salle	51 65
												266	A	Maine	61 59
												275	A	New Hampshire	72 80
												277	A	Central Conn. St.	55 50
												296	A	Lafayette	50 47
												296	H	Lafayette	39 43
												302	A	Army	61 65
												302	H	Army	54 60
												302	H	Army	57 53
												320	A	Bucknell	55 42
												320	H	Bucknell	65 60
												322	A	Colgate	78 65
												322	H	Colgate	65 56
LAST 12 Division I GAMES:															
				62	A	Lehigh	57 73	320	H	Bucknell	65 60				
				302	H	Army	57 53	302	H	Army	54 60				
				62	H	Lehigh	55 65	296	A	Lafayette	50 47				
				322	A	Colgate	78 65	62	A	Lehigh	52 58				
				109	A	American	61 70	322	H	Colgate	65 56				
				204	H	Navy	69 77	109	H	American	51 64				

Non-Div I Games:

Holy Cross

■ Loss,
 ■ Non-Conf,
 ■ S Site,
 ■ Home
 ■ A Away
 N Neutral

Average RPI Win: 147	WON-LOST	WINNING	LAST 12	STRENGTH OF	OPP. STRENGTH	TEAM	ADJ.	CONF.	ADJ CONF.
Average RPI Loss: 106	RECORD	PCT. RANK	GAMES	SCHEDULE	OF SCHEDULE	RPI	RPI	RPI	RPI
DIV. I ONLY	17- 14	129	7- 5	62	92	93	92	9	9
DIV. I NON-CONF.	6- 7	177	0- 0	52	101	120	116	9	9
TOTALS	RPI 1-25	RPI 26-50	W-L RECORDS	RPI 51-100	RPI 101-150	RPI 150+			
17- 14	0- 0	2- 3	OVERALL	2- 5	6- 3	7- 3			
7- 6	0- 0	1- 2	HOME	0- 3	3- 0	3- 1			
8- 6	0- 0	1- 1	AWAY	2- 1	2- 2	3- 2			
2- 2	0- 0	0- 0	NEUTRAL	0- 1	1- 1	1- 0			
6- 7	0- 0	0- 3	NON-CONFERENCE	1- 3	0- 1	5- 0			
2- 3	0- 0	0- 2	HOME	0- 1	0- 0	2- 0			
3- 3	0- 0	0- 1	AWAY	1- 1	0- 1	2- 0			
1- 1	0- 0	0- 0	NEUTRAL	0- 1	0- 0	1- 0			
11- 7	0- 0	2- 0	CONFERENCE	1- 2	6- 2	2- 3			
5- 3	0- 0	1- 0	HOME	0- 2	3- 0	1- 1			
5- 3	0- 0	1- 0	AWAY	1- 0	2- 1	1- 2			
1- 1	0- 0	0- 0	NEUTRAL	0- 0	1- 1	0- 0			

RPI 1-25				RPI 26-50				RPI 51-100				Team's RPI: 92				RPI 101+			
RPI	S	Opponent	Score	RPI	S	Opponent	Score	RPI	S	Opponent	Score	RPI	S	Opponent	Score	RPI	S	Opponent	Score
29	A	LSU	54 72	41	A	Tulane	70 68	51	H	Princeton	60 71	136	A	UAB	63 62				
41	A	Tulane	70 68	41	H	Tulane	74 62	60	A	Gardner-Webb	86 64	136	N	UAB	65 70				
42	H	TCU	61 66	44	H	Kansas	69 89	68	A	SMU	73 67	137	H	Memphis	68 62				
								68	H	SMU	67 74	139	A	UTEP	74 67				
								80	A	Miami (FL)	54 68	139	H	UTEP	84 54				
								83	H	East Carolina	87 94	139	N	UTEP	57 55				
								99	N	Delaware	43 72	141	A	Tulsa	62 65				
												141	H	Tulsa	77 69				
												144	A	A&M-Corpus Christi	76 81				
												159	A	Rice	72 53				
												159	H	Rice	81 58				
												160	A	UCF	66 78				
												165	A	UTSA	74 53				
												180	H	Marshall	61 66				
												200	A	Texas-Arlington	78 74				
												215	H	Oregon St.	49 32				
												226	A	Southern Miss.	68 77				
												239	H	North Texas	104 65				
												323	N	Texas St.	90 58				
LAST 12 Division I GAMES:																			
136	N	UAB	65 70	226	A	Southern Miss.	68 77												
139	N	UTEP	57 55	68	A	SMU	73 67												
159	H	Rice	81 58	141	A	Tulsa	62 65												
41	H	Tulane	74 62	137	H	Memphis	68 62												
139	H	UTEP	84 54	159	A	Rice	72 53												
160	A	UCF	66 78	68	H	SMU	67 74												

Non-Div I Games:

Houston

■ Loss,
 ■ Non-Conf,
 ■ S Site,
 ■ H Home
 ■ A Away
 N Neutral

Houston Baptist

Through Games Of Sunday, March 14, 2010

Average RPI Win:	312	WON-LOST	WINNING	LAST 12	STRENGTH OF	OPP. STRENGTH	TEAM	ADJ.	CONF.	ADJ CONF.
Average RPI Loss:	235	RECORD	PCT. RANK	GAMES	SCHEDULE	OF SCHEDULE	RPI	RPI	RPI	RPI
DIV. I ONLY	1- 25	343	1- 11	305	344	344	344	31	31	
DIV. I NON-CONF.	0- 20	339	0- 8	292	339	345	345	30	30	
TOTALS	RPI 1-25	RPI 26-50	W-L RECORDS	RPI 51-100	RPI 101-150	RPI 150+				
1- 25	0- 1	0- 2	OVERALL	0- 1	0- 1	1- 20				
1- 12	0- 1	0- 0	HOME	0- 0	0- 1	1- 10				
0- 9	0- 0	0- 2	AWAY	0- 0	0- 0	0- 7				
0- 4	0- 0	0- 0	NEUTRAL	0- 1	0- 0	0- 3				
0- 20	0- 1	0- 2	NON-CONFERENCE	0- 1	0- 1	0- 15				
0- 11	0- 1	0- 0	HOME	0- 0	0- 1	0- 9				
0- 6	0- 0	0- 2	AWAY	0- 0	0- 0	0- 4				
0- 3	0- 0	0- 0	NEUTRAL	0- 1	0- 0	0- 2				
1- 5	0- 0	0- 0	CONFERENCE	0- 0	0- 0	1- 5				
1- 1	0- 0	0- 0	HOME	0- 0	0- 0	1- 1				
0- 3	0- 0	0- 0	AWAY	0- 0	0- 0	0- 3				
0- 1	0- 0	0- 0	NEUTRAL	0- 0	0- 0	0- 1				

RPI	S	Opponent	Score	RPI	S	Opponent	Score	RPI	S	Opponent	Score	RPI	S	Opponent	Score	Team's RPI: 344
5	H	Duke	35 104	29	A	LSU	31 93	83	N	East Carolina	59 103	140	H	Oral Roberts	67 107	
				42	A	TCU	30 109					168	H	Stephen F. Austin	46 92	
												200	H	Texas-Arlington	65 77	
												209	A	North Dakota	66 80	
												209	H	North Dakota	53 75	
												215	H	Oregon St.	42 70	
												221	A	Central Ark.	66 106	
												285	H	UT Martin	53 66	
												295	N	N.C. Central	60 75	
												300	N	La.-Lafayette	76 86	
												305	A	Tex.-Pan American	66 79	
												305	H	Tex.-Pan American	76 77	
												305	N	Tex.-Pan American	61 69	
												309	A	Chicago St.	49 77	
												309	H	Chicago St.	57 71	
												312	A	South Dakota	45 76	
												312	H	South Dakota	74 70	
												318	A	NJIT	46 72	
												318	H	NJIT	70 83	
												333	H	McNeese St.	41 63	
												336	A	Utah Valley	69 81	
												336	H	Utah Valley	59 70	
LAST 12 Division I GAMES:																
305	N	Tex.-Pan American	61 69	305	A	Tex.-Pan American	66 79									
312	A	South Dakota	45 76	336	A	Utah Valley	69 81									
209	A	North Dakota	66 80	309	A	Chicago St.	49 77									
305	H	Tex.-Pan American	76 77	209	H	North Dakota	53 75									
336	H	Utah Valley	59 70	312	H	South Dakota	74 70									
318	A	NJIT	46 72	318	H	NJIT	70 83									

Non-Div I Games: Wiley 71 47 Huston-Tillotson 101 99

Houston Baptist

Loss, Non-Conf, S Site, H Home A Away N Neutral

Average RPI Win: 269	WON-LOST	WINNING	LAST 12	STRENGTH OF	OPP. STRENGTH	TEAM	ADJ.	CONF.	ADJ CONF.
Average RPI Loss: 192	RECORD	PCT. RANK	GAMES	SCHEDULE	OF SCHEDULE	RPI	RPI	RPI	RPI
DIV. I ONLY	16- 14	144	8- 4	277	329	214	216	29	29
DIV. I NON-CONF.	5- 7	203	1- 0	314	266	280	279	31	31
TOTALS	RPI 1-25	RPI 26-50	W-L RECORDS	RPI 51-100	RPI 101-150	RPI 150+			
16- 14	0- 0	0- 1	OVERALL	0- 0	1- 5	15- 8			
6- 5	0- 0	0- 0	HOME	0- 0	1- 3	5- 2			
8- 8	0- 0	0- 1	AWAY	0- 0	0- 2	8- 5			
2- 1	0- 0	0- 0	NEUTRAL	0- 0	0- 0	2- 1			
5- 7	0- 0	0- 1	NON-CONFERENCE	0- 0	0- 2	5- 4			
1- 2	0- 0	0- 0	HOME	0- 0	0- 2	1- 0			
3- 5	0- 0	0- 1	AWAY	0- 0	0- 0	3- 4			
1- 0	0- 0	0- 0	NEUTRAL	0- 0	0- 0	1- 0			
11- 7	0- 0	0- 0	CONFERENCE	0- 0	1- 3	10- 4			
5- 3	0- 0	0- 0	HOME	0- 0	1- 1	4- 2			
5- 3	0- 0	0- 0	AWAY	0- 0	0- 2	5- 1			
1- 1	0- 0	0- 0	NEUTRAL	0- 0	0- 0	1- 1			

RPI S	Opponent	Score	RPI S	Opponent	Score	RPI S	Opponent	Score	RPI S	Opponent	Score	Team's RPI: 216
			46 A	Maryland	51 79				109 H	American	59 71	
									130 A	Hampton	43 55	
									130 H	Hampton	48 47	
									134 H	Long Island	66 71	
									138 A	N.C. A&T	69 79	
									138 H	N.C. A&T	57 80	
									197 A	Central Mich.	60 88	
									201 A	Florida A&M	49 48	
									201 H	Florida A&M	69 68	
									201 N	Florida A&M	56 54	
									211 A	Monmouth	50 61	
									219 A	George Mason	55 62	
									237 A	Bethune-Cookman	59 53	
									237 H	Bethune-Cookman	47 48	
									242 H	Morgan St.	48 57	
									262 N	Holy Cross	87 80	
									263 A	Md.-East. Shore	55 51	
									263 H	Md.-East. Shore	62 57	
									276 A	Fairleigh Dickinson	57 76	
									280 H	Jacksonville	58 42	
									282 A	Radford	44 39	
									308 A	South Carolina St.	67 74	
									308 N	South Carolina St.	50 63	
									311 H	Coppin St.	59 45	
									322 A	Colgate	50 47	
									328 A	Delaware St.	48 44	
LAST 12 Division I GAMES:												
			308 N	South Carolina St.	50 63				343 H	Norfolk St.	71 41	
			201 N	Florida A&M	56 54				138 H	N.C. A&T	57 80	
			130 A	Hampton	43 55				308 A	South Carolina St.	67 74	
			263 H	Md.-East. Shore	62 57				342 A	Winston-Salem	55 44	
			237 A	Bethune-Cookman	59 53				328 A	Delaware St.	48 44	
			201 A	Florida A&M	49 48				263 A	Md.-East. Shore	55 51	

Non-Div I Games:

Howard

RPI	S	Opponent	Score	
342	A	Winston-Salem	55	44
343	A	Norfolk St.	55	46
343	H	Norfolk St.	71	41

H
o
w
a
r
d

H
o
w
a
r
d

Howard

Average RPI Win: 278	WON-LOST	WINNING	LAST 12	STRENGTH OF	OPP. STRENGTH	TEAM	ADJ.	CONF.	ADJ CONF.
Average RPI Loss: 147	RECORD	PCT. RANK	GAMES	SCHEDULE	OF SCHEDULE	RPI	RPI	RPI	RPI
DIV. I ONLY	12- 17	223	4- 8	215	298	239	235	30	30
DIV. I NON-CONF.	2- 8	300	0- 0	40	154	214	208	28	28
TOTALS	RPI 1-25	RPI 26-50	W-L RECORDS	RPI 51-100	RPI 101-150	RPI 150+			
12- 17	0- 1	0- 0	OVERALL	0- 3	2- 5	10- 8			
8- 4	0- 0	0- 0	HOME	0- 0	1- 2	7- 2			
4- 12	0- 1	0- 0	AWAY	0- 3	1- 2	3- 6			
0- 1	0- 0	0- 0	NEUTRAL	0- 0	0- 1	0- 0			
2- 8	0- 1	0- 0	NON-CONFERENCE	0- 3	0- 2	2- 2			
2- 1	0- 0	0- 0	HOME	0- 0	0- 1	2- 0			
0- 7	0- 1	0- 0	AWAY	0- 3	0- 1	0- 2			
0- 0	0- 0	0- 0	NEUTRAL	0- 0	0- 0	0- 0			
10- 9	0- 0	0- 0	CONFERENCE	0- 0	2- 3	8- 6			
6- 3	0- 0	0- 0	HOME	0- 0	1- 1	5- 2			
4- 5	0- 0	0- 0	AWAY	0- 0	1- 1	3- 4			
0- 1	0- 0	0- 0	NEUTRAL	0- 0	0- 1	0- 0			

RPI 1-25				RPI 26-50				RPI 51-100				RPI 101+ Team's RPI: 235			
RPI	S	Opponent	Score	RPI	S	Opponent	Score	RPI	S	Opponent	Score	RPI	S	Opponent	Score
7	A	Notre Dame	60 96					61	A	Toledo	47 61	101	A	Butler	57 65
								78	A	Louisville	62 91	105	A	South Dakota St.	62 83
								97	A	Northwestern	58 78	105	H	South Dakota St.	65 76
												105	N	South Dakota St.	52 93
												140	A	Oral Roberts	74 72
												140	H	Oral Roberts	96 83
												148	H	Eastern Ill.	64 68
												155	A	Akron	66 68
												175	A	Fairfield	57 58
												195	A	Oakland	68 82
												195	H	Oakland	64 58
												218	A	North Dakota St.	52 64
												218	H	North Dakota St.	68 72
												223	A	UMKC	61 64
												223	H	UMKC	64 76
												228	H	Wright St.	83 67
												292	A	Western Ill.	55 58
												292	H	Western Ill.	62 46
												309	H	Chicago St.	63 50
												334	A	Southern Utah	76 65
												334	H	Southern Utah	61 41
												339	A	IUPUI	66 49
												339	H	IUPUI	61 49
												345	A	Centenary (LA)	76 46
												345	H	Centenary (LA)	68 28
LAST 12 Division I GAMES:															
				105	N	South Dakota St.	52 93			140	H	Oral Roberts	96 83		
				195	A	Oakland	68 82			345	H	Centenary (LA)	68 28		
				218	H	North Dakota St.	68 72			292	A	Western Ill.	55 58		
				105	H	South Dakota St.	65 76			339	A	IUPUI	66 49		
				223	A	UMKC	61 64			105	A	South Dakota St.	62 83		
				334	A	Southern Utah	76 65			218	A	North Dakota St.	52 64		

Non-Div I Games: Indiana Tech 92 35

IPFW

■ Loss,
 ■ Non-Conf,
 ■ S Site,
 ■ Home
 ■ A Away
 N Neutral

Average RPI Win:	340	WON-LOST	WINNING	LAST 12	STRENGTH OF	OPP. STRENGTH	TEAM	ADJ.	CONF.	ADJ CONF.
Average RPI Loss:	201	RECORD	PCT. RANK	GAMES	SCHEDULE	OF SCHEDULE	RPI	RPI	RPI	RPI
DIV. I ONLY	2- 26	338	1- 11	290	303	340	339	30	30	
DIV. I NON-CONF.	0- 10	339	0- 0	175	182	333	333	28	28	
TOTALS	RPI 1-25	RPI 26-50	W-L RECORDS	RPI 51-100	RPI 101-150	RPI 150+				
2- 26	0- 1	0- 0	OVERALL	0- 3	0- 4	2- 18				
2- 9	0- 0	0- 0	HOME	0- 0	0- 2	2- 7				
0- 14	0- 1	0- 0	AWAY	0- 2	0- 2	0- 9				
0- 3	0- 0	0- 0	NEUTRAL	0- 1	0- 0	0- 2				
0- 10	0- 1	0- 0	NON-CONFERENCE	0- 3	0- 0	0- 6				
0- 2	0- 0	0- 0	HOME	0- 0	0- 0	0- 2				
0- 5	0- 1	0- 0	AWAY	0- 2	0- 0	0- 2				
0- 3	0- 0	0- 0	NEUTRAL	0- 1	0- 0	0- 2				
2- 16	0- 0	0- 0	CONFERENCE	0- 0	0- 4	2- 12				
2- 7	0- 0	0- 0	HOME	0- 0	0- 2	2- 5				
0- 9	0- 0	0- 0	AWAY	0- 0	0- 2	0- 7				
0- 0	0- 0	0- 0	NEUTRAL	0- 0	0- 0	0- 0				

RPI 1-25				RPI 26-50				RPI 51-100				RPI 101+ Team's RPI: 339			
RPI	S	Opponent	Score	RPI	S	Opponent	Score	RPI	S	Opponent	Score	RPI	S	Opponent	Score
9	A	Ohio St.	33 88					72	N	St. Bonaventure	39 69	105	A	South Dakota St.	55 77
								78	A	Louisville	58 88	105	H	South Dakota St.	77 85
								93	A	Indiana	52 75	140	A	Oral Roberts	43 114
												140	H	Oral Roberts	60 85
												155	A	Akron	49 63
												190	N	Southern U.	32 58
												195	A	Oakland	40 75
												195	H	Oakland	55 74
												218	A	North Dakota St.	59 73
												218	H	North Dakota St.	55 69
												223	A	UMKC	36 65
												223	H	UMKC	46 56
												235	A	IPFW	49 61
												235	H	IPFW	49 66
												254	H	Northern Ill.	55 71
												281	H	Murray St.	68 88
												287	N	Wagner	47 59
												292	A	Western Ill.	50 61
												292	H	Western Ill.	44 52
												307	A	Cornell	57 73
												334	A	Southern Utah	52 57
												334	H	Southern Utah	59 55
												345	A	Centenary (LA)	57 67
												345	H	Centenary (LA)	61 35
LAST 12 Division I GAMES:															
218	A	North Dakota St.	59 73	292	A	Western Ill.	50 61								
105	A	South Dakota St.	55 77	195	H	Oakland	55 74								
223	H	UMKC	46 56	235	H	IPFW	49 66								
334	H	Southern Utah	59 55	334	A	Southern Utah	52 57								
345	A	Centenary (LA)	57 67	223	A	UMKC	36 65								
140	A	Oral Roberts	43 114	140	H	Oral Roberts	60 85								

Non-Div I Games: Ind.-Southeast 61 44

IUPUI

Loss, Non-Conf, S Site, H Home A Away N Neutral

Average RPI Win: 187		WON-LOST	WINNING	LAST 12	STRENGTH OF		OPP. STRENGTH	TEAM	ADJ.	CONF.	ADJ CONF.
Average RPI Loss: 129		RECORD	PCT. RANK	GAMES	SCHEDULE		OF SCHEDULE	RPI	RPI	RPI	RPI
DIV. I ONLY		11- 20	264	7- 5	64		162	175	171	12	12
DIV. I NON-CONF.		2- 11	313	0- 0	51		240	249	246	12	12
TOTALS		RPI 1-25	RPI 26-50		W-L RECORDS		RPI 51-100	RPI 101-150		RPI 150+	
11- 20	0- 1	0- 4		OVERALL		0- 3	3- 3		8- 9		
6- 9	0- 0	0- 2		HOME		0- 2	2- 1		4- 4		
3- 9	0- 1	0- 1		AWAY		0- 1	1- 1		2- 5		
2- 2	0- 0	0- 1		NEUTRAL		0- 0	0- 1		2- 0		
2- 11	0- 1	0- 1		NON-CONFERENCE		0- 1	0- 2		2- 6		
1- 6	0- 0	0- 1		HOME		0- 1	0- 1		1- 3		
0- 4	0- 1	0- 0		AWAY		0- 0	0- 0		0- 3		
1- 1	0- 0	0- 0		NEUTRAL		0- 0	0- 1		1- 0		
9- 9	0- 0	0- 3		CONFERENCE		0- 2	3- 1		6- 3		
5- 3	0- 0	0- 1		HOME		0- 1	2- 0		3- 1		
3- 5	0- 0	0- 1		AWAY		0- 1	1- 1		2- 2		
1- 1	0- 0	0- 1		NEUTRAL		0- 0	0- 0		1- 0		

RPI 1-25			
RPI	S	Opponent	Score
15	A	Baylor	37 82
RPI 26-50			
RPI	S	Opponent	Score
30	H	Gonzaga	57 80
35	A	Fresno St.	38 85
35	H	Fresno St.	64 72
35	N	Fresno St.	66 80
RPI 51-100			
RPI	S	Opponent	Score
73	H	St. Mary's (CA)	67 74
76	A	Louisiana Tech	71 74
76	H	Louisiana Tech	56 63
RPI 101+			
RPI	S	Opponent	Score
107	N	Lamar	56 68
113	H	Wyoming	55 61
127	A	Nevada	69 62
127	H	Nevada	61 53
150	A	Boise St.	63 73
150	H	Boise St.	84 81
153	A	New Mexico St.	68 65
153	H	New Mexico St.	60 59
153	N	New Mexico St.	75 63
170	H	Portland	56 67
173	A	Eastern Wash.	51 54
178	H	Colorado St.	55 65
187	H	Montana St.	58 70
188	A	Hawaii	52 62
188	H	Hawaii	74 59
194	H	UC Santa Barbara	47 40
202	A	Montana	49 73
212	A	Utah St.	54 53
212	H	Utah St.	55 57
230	A	Long Beach St.	53 65
300	N	La.-Lafayette	90 66
303	A	San Jose St.	53 58
303	H	San Jose St.	74 59
Team's RPI: 171			
LAST 12 Division I GAMES:			
35	N	Fresno St.	66 80
153	N	New Mexico St.	75 63
127	A	Nevada	69 62
76	H	Louisiana Tech	56 63
212	A	Utah St.	54 53
303	H	San Jose St.	74 59
153	H	New Mexico St.	60 59
150	A	Boise St.	63 73
188	H	Hawaii	74 59
35	A	Fresno St.	38 85
127	H	Nevada	61 53
76	A	Louisiana Tech	71 74

Non-Div I Games:

Idaho

Loss, Non-Conf, S Site, H Home A Away N Neutral

Average RPI Win:	252	WON-LOST	WINNING	LAST 12	STRENGTH OF	OPP. STRENGTH	TEAM	ADJ.	CONF.	ADJ CONF.
Average RPI Loss:	133	RECORD	PCT. RANK	GAMES	SCHEDULE	OF SCHEDULE	RPI	RPI	RPI	RPI
DIV. I ONLY	13- 15	193	6- 6	175	213	191	186	23	22	
DIV. I NON-CONF.	3- 8	271	0- 0	69	64	193	190	24	21	
TOTALS	RPI 1-25	RPI 26-50	W-L RECORDS	RPI 51-100	RPI 101-150	RPI 150+				
13- 15	0- 1	0- 0	OVERALL	0- 5	0- 2	13- 7				
8- 3	0- 0	0- 0	HOME	0- 0	0- 1	8- 2				
4- 11	0- 1	0- 0	AWAY	0- 5	0- 1	4- 4				
1- 1	0- 0	0- 0	NEUTRAL	0- 0	0- 0	1- 1				
3- 8	0- 1	0- 0	NON-CONFERENCE	0- 5	0- 2	3- 0				
2- 1	0- 0	0- 0	HOME	0- 0	0- 1	2- 0				
0- 7	0- 1	0- 0	AWAY	0- 5	0- 1	0- 0				
1- 0	0- 0	0- 0	NEUTRAL	0- 0	0- 0	1- 0				
10- 7	0- 0	0- 0	CONFERENCE	0- 0	0- 0	10- 7				
6- 2	0- 0	0- 0	HOME	0- 0	0- 0	6- 2				
4- 4	0- 0	0- 0	AWAY	0- 0	0- 0	4- 4				
0- 1	0- 0	0- 0	NEUTRAL	0- 0	0- 0	0- 1				

RPI 1-25				RPI 26-50				RPI 51-100				RPI 101+ Team's RPI: 186			
RPI	S	Opponent	Score	RPI	S	Opponent	Score	RPI	S	Opponent	Score	RPI	S	Opponent	Score
4	A	Nebraska	41 88					59	A	California	43 100	113	A	Wyoming	40 76
								66	A	Arizona St.	56 65	150	H	Boise St.	60 76
								71	A	Utah	50 66	173	A	Eastern Wash.	60 70
								73	A	St. Mary's (CA)	69 76	173	H	Eastern Wash.	71 63
								95	A	Minnesota	44 79	184	A	Portland St.	45 61
												184	H	Portland St.	63 51
												184	N	Portland St.	61 75
												187	A	Montana St.	77 73
												187	H	Montana St.	72 83
												202	A	Montana	55 63
												202	H	Montana	53 67
												212	H	Utah St.	63 58
												212	N	Utah St.	56 53
												229	A	Northern Colo.	62 51
												229	H	Northern Colo.	74 65
												234	A	Sacramento St.	71 80
												234	H	Sacramento St.	69 67
												317	A	Weber St.	57 49
												317	H	Weber St.	79 75
												325	A	Northern Ariz.	71 64
												325	H	Northern Ariz.	67 60
												334	H	Southern Utah	61 48
LAST 12 Division I GAMES:															
				184	N	Portland St.	61 75	229	A	Northern Colo.	62 51				
				234	H	Sacramento St.	69 67	202	H	Montana	53 67				
				173	H	Eastern Wash.	71 63	187	H	Montana St.	72 83				
				184	H	Portland St.	63 51	234	A	Sacramento St.	71 80				
				317	H	Weber St.	79 75	184	A	Portland St.	45 61				
				325	A	Northern Ariz.	71 64	173	A	Eastern Wash.	60 70				

Non-Div I Games: Montana Western 63 50 Great Falls 86 42

Idaho St.

Loss, Non-Conf, S Site, H Home A Away N Neutral

Ill.-Chicago

Through Games Of Sunday, March 14, 2010

Average RPI Win:	224	WON-LOST	WINNING	LAST 12	STRENGTH OF	OPP. STRENGTH	TEAM	ADJ.	CONF.	ADJ CONF.
Average RPI Loss:	133	RECORD	PCT. RANK	GAMES	SCHEDULE	OF SCHEDULE	RPI	RPI	RPI	RPI
DIV. I ONLY	12- 18	231	5- 7	154	183	209	208	20	19	
DIV. I NON-CONF.	3- 8	271	0- 0	85	85	202	198	18	18	
TOTALS	RPI 1-25	RPI 26-50	W-L RECORDS	RPI 51-100	RPI 101-150	RPI 150+				
12- 18	0- 0	0- 3	OVERALL	1- 3	2- 7	9- 5				
5- 9	0- 0	0- 2	HOME	1- 1	1- 3	3- 3				
7- 8	0- 0	0- 1	AWAY	0- 2	1- 3	6- 2				
0- 1	0- 0	0- 0	NEUTRAL	0- 0	0- 1	0- 0				
3- 8	0- 0	0- 3	NON-CONFERENCE	0- 2	1- 1	2- 2				
2- 3	0- 0	0- 2	HOME	0- 1	1- 0	1- 0				
1- 4	0- 0	0- 1	AWAY	0- 1	0- 0	1- 2				
0- 1	0- 0	0- 0	NEUTRAL	0- 0	0- 1	0- 0				
9- 10	0- 0	0- 0	CONFERENCE	1- 1	1- 6	7- 3				
3- 6	0- 0	0- 0	HOME	1- 0	0- 3	2- 3				
6- 4	0- 0	0- 0	AWAY	0- 1	1- 3	5- 0				
0- 0	0- 0	0- 0	NEUTRAL	0- 0	0- 0	0- 0				

RPI S	Opponent	Score	RPI S	Opponent	Score	RPI S	Opponent	Score	RPI S	Opponent	Score	Team's RPI: 208
31	A DePaul	56 67	70	A Green Bay	45 64	101	A Butler	75 70				
40	H Dayton	46 73	70	H Green Bay	81 72	101	H Butler	59 64				
50	H Illinois St.	59 73	90	H Eastern Mich.	49 61	121	N Colorado	49 63				
			95	A Minnesota	58 94	123	A Cleveland St.	51 62				
						123	A Cleveland St.	72 78				
						123	H Cleveland St.	64 73				
						131	A Detroit	65 66				
						131	H Detroit	61 64				
						148	H Eastern Ill.	62 56				
						157	A Bradley	64 79				
						217	H Niagara	77 59				
						227	A Loyola (IL)	70 66				
						227	H Loyola (IL)	64 67				
						228	A Wright St.	57 47				
						228	H Wright St.	67 62				
						249	A Milwaukee	72 61				
						249	H Milwaukee	50 51				
						253	A Western Mich.	69 47				
						254	A Northern Ill.	55 62				
						286	A Valparaiso	60 51				
						286	H Valparaiso	77 88				
						341	A Youngstown St.	72 53				
						341	H Youngstown St.	78 59				
LAST 12 Division I GAMES:												
123	A Cleveland St.	72 78	131	H Detroit	61 64							
286	H Valparaiso	77 88	228	H Wright St.	67 62							
101	H Butler	59 64	341	A Youngstown St.	72 53							
227	H Loyola (IL)	64 67	123	A Cleveland St.	51 62							
249	A Milwaukee	72 61	227	A Loyola (IL)	70 66							
70	A Green Bay	45 64	70	H Green Bay	81 72							

Non-Div I Games:

Ill.-Chicago

■ Loss,
■ Non-Conf, S Site,
■ Home
■ Away
N Neutral

Average RPI Win:	123	WON-LOST	WINNING	LAST 12	STRENGTH OF	OPP. STRENGTH	TEAM	ADJ.	CONF.	ADJ CONF.
Average RPI Loss:	47	RECORD	PCT. RANK	GAMES	SCHEDULE	OF SCHEDULE	RPI	RPI	RPI	RPI
DIV. I ONLY	16- 14	144	5- 7	40	44	65	63	5	5	
DIV. I NON-CONF.	8- 2	40	0- 0	62	128	31	31	2	2	
TOTALS	RPI 1-25	RPI 26-50	W-L RECORDS	RPI 51-100	RPI 101-150	RPI 150+				
16- 14	0- 4	2- 4	OVERALL	8- 6	0- 0	6- 0				
9- 5	0- 1	1- 1	HOME	4- 3	0- 0	4- 0				
5- 8	0- 2	1- 3	AWAY	3- 3	0- 0	1- 0				
2- 1	0- 1	0- 0	NEUTRAL	1- 0	0- 0	1- 0				
8- 2	0- 0	1- 1	NON-CONFERENCE	1- 1	0- 0	6- 0				
4- 1	0- 0	0- 0	HOME	0- 1	0- 0	4- 0				
3- 1	0- 0	1- 1	AWAY	1- 0	0- 0	1- 0				
1- 0	0- 0	0- 0	NEUTRAL	0- 0	0- 0	1- 0				
8- 12	0- 4	1- 3	CONFERENCE	7- 5	0- 0	0- 0				
5- 4	0- 1	1- 1	HOME	4- 2	0- 0	0- 0				
2- 7	0- 2	0- 2	AWAY	2- 3	0- 0	0- 0				
1- 1	0- 1	0- 0	NEUTRAL	1- 0	0- 0	0- 0				

RPI	S	Opponent	Score	RPI	S	Opponent	Score	RPI	S	Opponent	Score	RPI	S	Opponent	Score
9	A	Ohio St.	61 72	28	A	Wisconsin	51 63	54	H	Michigan	48 64	157	H	Bradley	67 45
9	H	Ohio St.	47 76	28	H	Wisconsin	53 52	57	H	Marquette	55 65	166	N	Alabama	64 55
9	N	Ohio St.	55 66	33	A	Temple	78 82	79	A	Purdue	48 53	182	A	Cal Poly	56 47
16	A	Michigan St.	43 64	43	A	Iowa	67 77	79	H	Purdue	61 57	195	H	Oakland	64 50
				43	H	Iowa	65 74	88	A	Penn St.	66 70	197	H	Central Mich.	77 59
				50	A	Illinois St.	62 51	88	H	Penn St.	69 60	260	H	Siena	85 53
								93	A	Indiana	48 50				
								93	H	Indiana	54 67				
								93	N	Indiana	59 53				
								94	A	Wake Forest	65 50				
								95	A	Minnesota	61 48				
								95	H	Minnesota	64 62				
								97	A	Northwestern	58 48				
								97	H	Northwestern	81 50				
LAST 12 Division I GAMES:															
		9	N	Ohio St.	55	66			97	H	Northwestern	81	50		
		93	N	Indiana	59	53			93	H	Indiana	54	67		
		97	A	Northwestern	58	48			79	A	Purdue	48	53		
		79	H	Purdue	61	57			95	A	Minnesota	61	48		
		16	A	Michigan St.	43	64			54	H	Michigan	48	64		
		43	A	Iowa	67	77			88	A	Penn St.	66	70		

Non-Div I Games:

Illinois

Average RPI Win:	176	WON-LOST	WINNING	LAST 12	STRENGTH OF	OPP. STRENGTH	TEAM	ADJ.	CONF.	ADJ CONF.
Average RPI Loss:	80	RECORD	PCT. RANK	GAMES	SCHEDULE	OF SCHEDULE	RPI	RPI	RPI	RPI
DIV. I ONLY	24- 7	31	10- 2	114	106	49	50	11	11	
DIV. I NON-CONF.	7- 4	104	0- 0	115	58	88	87	11	11	
TOTALS	RPI 1-25	RPI 26-50	W-L RECORDS	RPI 51-100	RPI 101-150	RPI 150+				
24- 7	1- 0	0- 2	OVERALL	0- 3	9- 1	14- 1				
10- 3	0- 0	0- 1	HOME	0- 2	4- 0	6- 0				
12- 3	0- 0	0- 1	AWAY	0- 1	4- 0	8- 1				
2- 1	1- 0	0- 0	NEUTRAL	0- 0	1- 1	0- 0				
7- 4	1- 0	0- 2	NON-CONFERENCE	0- 1	2- 0	4- 1				
2- 2	0- 0	0- 1	HOME	0- 1	1- 0	1- 0				
4- 2	0- 0	0- 1	AWAY	0- 0	1- 0	3- 1				
1- 0	1- 0	0- 0	NEUTRAL	0- 0	0- 0	0- 0				
17- 3	0- 0	0- 0	CONFERENCE	0- 2	7- 1	10- 0				
8- 1	0- 0	0- 0	HOME	0- 1	3- 0	5- 0				
8- 1	0- 0	0- 0	AWAY	0- 1	3- 0	5- 0				
1- 1	0- 0	0- 0	NEUTRAL	0- 0	1- 1	0- 0				

RPI S	Opponent	Score	RPI S	Opponent	Score	Team's RPI: 50	RPI S	Opponent	Score	RPI S	Opponent	Score
22 N	UCLA	61 55	31 H	DePaul	61 63		63 H	Illinois	51 62	101 A	Missouri St.	81 72
			43 A	Iowa	67 75		65 A	Creighton	57 60	101 H	Missouri St.	82 72
							65 H	Creighton	44 69	105 H	South Dakota St.	79 67
										117 A	UNI	70 64
										117 H	UNI	69 66
										117 N	UNI	59 61
										142 A	Indiana St.	69 53
										142 H	Indiana St.	90 61
										142 N	Indiana St.	76 39
										148 A	Eastern Ill.	82 66
										154 A	Drake	80 66
										154 H	Drake	77 58
										156 A	Wichita St.	75 60
										156 H	Wichita St.	62 50
										157 A	Bradley	68 53
										157 H	Bradley	71 58
										177 A	Ball St.	80 86
										208 A	Ill.-Chicago	73 59
										249 A	Milwaukee	51 38
										254 H	Northern Ill.	85 57
										265 A	SIU Edwardsville	70 66
										279 A	Southern Ill.	80 63
										279 H	Southern Ill.	88 78
										304 A	Evansville	67 50
										304 H	Evansville	75 46
LAST 12 Division I GAMES:												
			117 N	UNI	59 61		279 A	Southern Ill.	80 63			
			142 N	Indiana St.	76 39		304 A	Evansville	67 50			
			154 A	Drake	80 66		101 H	Missouri St.	82 72			
			65 A	Creighton	57 60		156 H	Wichita St.	62 50			
			117 H	UNI	69 66		142 H	Indiana St.	90 61			
			157 H	Bradley	71 58		157 A	Bradley	68 53			

Non-Div I Games:

Illinois St.

Indiana

Through Games Of Sunday, March 14, 2010

Average RPI Win:	120	WON-LOST	WINNING	LAST 12	STRENGTH OF	OPP. STRENGTH	TEAM	ADJ.	CONF.	ADJ CONF.
Average RPI Loss:	57	RECORD	PCT. RANK	GAMES	SCHEDULE	OF SCHEDULE	RPI	RPI	RPI	RPI
DIV. I ONLY	14- 16	184	4- 8	46	30	98	93	5	5	
DIV. I NON-CONF.	7- 4	104	0- 0	137	61	92	92	2	2	
TOTALS	RPI 1-25	RPI 26-50	W-L RECORDS	RPI 51-100	RPI 101-150	RPI 150+				
14- 16	2- 4	0- 4	OVERALL	6- 6	3- 2	3- 0				
9- 6	1- 2	0- 2	HOME	5- 1	1- 1	2- 0				
4- 8	1- 1	0- 2	AWAY	1- 4	1- 1	1- 0				
1- 2	0- 1	0- 0	NEUTRAL	0- 1	1- 0	0- 0				
7- 4	0- 2	0- 0	NON-CONFERENCE	1- 0	3- 2	3- 0				
4- 2	0- 1	0- 0	HOME	1- 0	1- 1	2- 0				
2- 1	0- 0	0- 0	AWAY	0- 0	1- 1	1- 0				
1- 1	0- 1	0- 0	NEUTRAL	0- 0	1- 0	0- 0				
7- 12	2- 2	0- 4	CONFERENCE	5- 6	0- 0	0- 0				
5- 4	1- 1	0- 2	HOME	4- 1	0- 0	0- 0				
2- 7	1- 1	0- 2	AWAY	1- 4	0- 0	0- 0				
0- 1	0- 0	0- 0	NEUTRAL	0- 1	0- 0	0- 0				

RPI	S	Opponent	Score	RPI	S	Opponent	Score	RPI	S	Opponent	Score	RPI	S	Opponent	Score
9	A	Ohio St.	64 81	28	A	Wisconsin	58 66	54	A	Michigan	56 70	110	H	Missouri	71 76
9	H	Ohio St.	67 62	28	H	Wisconsin	47 55	54	H	Michigan	62 60	119	N	Charlotte	72 61
14	H	Florida St.	74 82	43	A	Iowa	64 76	61	H	Toledo	73 63	123	A	Cleveland St.	75 77
16	A	Michigan St.	68 63	43	H	Iowa	67 71	63	A	Illinois	67 54	128	H	Cincinnati	64 57
16	H	Michigan St.	44 53					63	H	Illinois	50 48	137	A	Memphis	78 74
17	N	Virginia	79 84					63	N	Illinois	53 59	220	A	St. Louis	74 61
								79	A	Purdue	66 76	285	H	UT Martin	80 46
								88	A	Penn St.	71 77	339	H	IUPUI	75 52
								88	H	Penn St.	77 68				
								95	H	Minnesota	50 59				
								97	A	Northwestern	73 78				
								97	H	Northwestern	61 55				
LAST 12 Division I GAMES:															
63	N	Illinois	53 59	43	H	Iowa	67 71								
88	H	Penn St.	77 68	63	A	Illinois	67 54								
43	A	Iowa	64 76	9	H	Ohio St.	67 62								
95	H	Minnesota	50 59	28	H	Wisconsin	47 55								
97	A	Northwestern	73 78	54	A	Michigan	56 70								
28	A	Wisconsin	58 66	97	H	Northwestern	61 55								

Non-Div I Games:

Indiana

■ Loss,
 ■ Non-Conf,
 ■ S Site,
 ■ H Home
 ■ A Away
 N Neutral

Average RPI Win:	219	WON-LOST	WINNING	LAST 12	STRENGTH OF	OPP. STRENGTH	TEAM	ADJ.	CONF.	ADJ CONF.
Average RPI Loss:	99	RECORD	PCT. RANK	GAMES	SCHEDULE	OF SCHEDULE	RPI	RPI	RPI	RPI
DIV. I ONLY	17- 14	129	6- 6	165	139	145	142	11	11	
DIV. I NON-CONF.	9- 2	35	0- 0	176	232	72	70	11	11	
TOTALS	RPI 1-25	RPI 26-50	W-L RECORDS	RPI 51-100	RPI 101-150	RPI 150+				
17- 14	0- 0	0- 3	OVERALL	1- 3	3- 4	13- 4				
8- 5	0- 0	0- 1	HOME	0- 1	2- 2	6- 1				
7- 7	0- 0	0- 1	AWAY	1- 1	1- 2	5- 3				
2- 2	0- 0	0- 1	NEUTRAL	0- 1	0- 0	2- 0				
9- 2	0- 0	0- 0	NON-CONFERENCE	1- 1	2- 1	6- 0				
3- 1	0- 0	0- 0	HOME	0- 0	1- 1	2- 0				
5- 0	0- 0	0- 0	AWAY	1- 0	1- 0	3- 0				
1- 1	0- 0	0- 0	NEUTRAL	0- 1	0- 0	1- 0				
8- 12	0- 0	0- 3	CONFERENCE	0- 2	1- 3	7- 4				
5- 4	0- 0	0- 1	HOME	0- 1	1- 1	4- 1				
2- 7	0- 0	0- 1	AWAY	0- 1	0- 2	2- 3				
1- 1	0- 0	0- 1	NEUTRAL	0- 0	0- 0	1- 0				

RPI S	Opponent	Score	RPI S	Opponent	Score	RPI S	Opponent	Score	RPI S	Opponent	Score	Team's RPI: 142
50	A Illinois St.	61 90	50	H Illinois St.	53 69	65	A Creighton	53 66	101	A Missouri St.	65 69	
50	H Illinois St.	53 69	50	N Illinois St.	39 76	65	H Creighton	44 55	101	H Missouri St.	58 69	
						68	N SMU	54 69	101	H Butler	60 67	
						89	A Kansas St.	77 73	117	A UNI	68 85	
									117	H UNI	70 62	
									131	H Detroit	70 53	
									148	A Eastern Ill.	65 63	
									154	A Drake	58 77	
									154	H Drake	73 87	
									156	A Wichita St.	61 65	
									156	H Wichita St.	81 59	
									157	A Bradley	54 59	
									157	H Bradley	70 57	
									162	A S.C. Upstate	80 72	
									197	H Central Mich.	76 57	
									223	N UMKC	69 65	
									265	A SIU Edwardsville	65 49	
									279	A Southern Ill.	70 62	
									279	H Southern Ill.	63 51	
									279	N Southern Ill.	73 57	
									304	A Evansville	71 50	
									304	H Evansville	55 31	
									310	A Furman	62 47	
									324	H Southeast Mo. St.	72 28	
LAST 12 Division I GAMES:												
50	N Illinois St.	39 76	304	A Evansville	71 50							
279	N Southern Ill.	73 57	279	A Southern Ill.	70 62							
65	A Creighton	53 66	156	H Wichita St.	81 59							
154	A Drake	58 77	101	H Missouri St.	58 69							
157	H Bradley	70 57	50	A Illinois St.	61 90							
117	H UNI	70 62	117	A UNI	68 85							

Non-Div I Games:

Indiana St.

Average RPI Win: 265	WON-LOST	WINNING	LAST 12	STRENGTH OF	OPP. STRENGTH	TEAM	ADJ.	CONF.	ADJ CONF.
Average RPI Loss: 137	RECORD	PCT. RANK	GAMES	SCHEDULE	OF SCHEDULE	RPI	RPI	RPI	RPI
DIV. I ONLY	18- 13	110	7- 5	250	209	167	169	21	21
DIV. I NON-CONF.	4- 7	229	0- 0	266	88	252	252	23	24
TOTALS	RPI 1-25	RPI 26-50	W-L RECORDS	RPI 51-100	RPI 101-150	RPI 150+			
18- 13	0- 2	0- 2	OVERALL	0- 0	0- 3	18- 6			
10- 4	0- 0	0- 1	HOME	0- 0	0- 1	10- 2			
7- 6	0- 2	0- 1	AWAY	0- 0	0- 0	7- 3			
1- 3	0- 0	0- 0	NEUTRAL	0- 0	0- 2	1- 1			
4- 7	0- 2	0- 0	NON-CONFERENCE	0- 0	0- 3	4- 2			
3- 2	0- 0	0- 0	HOME	0- 0	0- 1	3- 1			
1- 3	0- 2	0- 0	AWAY	0- 0	0- 0	1- 1			
0- 2	0- 0	0- 0	NEUTRAL	0- 0	0- 2	0- 0			
14- 6	0- 0	0- 2	CONFERENCE	0- 0	0- 0	14- 4			
7- 2	0- 0	0- 1	HOME	0- 0	0- 0	7- 1			
6- 3	0- 0	0- 1	AWAY	0- 0	0- 0	6- 2			
1- 1	0- 0	0- 0	NEUTRAL	0- 0	0- 0	1- 1			

RPI 1-25				RPI 26-50				RPI 51-100				RPI 101+ Team's RPI: 169			
RPI	S	Opponent	Score	RPI	S	Opponent	Score	RPI	S	Opponent	Score	RPI	S	Opponent	Score
1	A	Connecticut	35 90	49	A	Marist	58 68					116	N	Arkansas	60 66
7	A	Notre Dame	45 80	49	H	Marist	80 82					123	N	Cleveland St.	58 64
												124	H	Arizona	70 75
												172	H	Georgia St.	56 64
												175	A	Fairfield	59 72
												175	H	Fairfield	75 63
												175	N	Fairfield	57 61
												214	A	Manhattan	79 62
												214	H	Manhattan	64 53
												217	A	Niagara	59 51
												217	H	Niagara	71 55
												233	A	Loyola (MD)	72 70
												233	H	Loyola (MD)	59 71
												258	A	Canisius	60 48
												258	H	Canisius	63 47
												260	A	Siena	67 75
												260	H	Siena	69 55
												260	N	Siena	59 43
												263	A	Md.-East. Shore	53 50
												273	A	St. Peter's	57 41
												273	H	St. Peter's	61 45
												294	A	Fordham	64 70
												320	H	Bucknell	62 55
												326	H	Pacific	76 54
												332	A	Rider	85 60
												332	H	Rider	79 43

LAST 12 Division I GAMES:

175 N Fairfield	57 61	233 A Loyola (MD)	72 70
260 N Siena	59 43	258 H Canisius	63 47
332 H Rider	79 43	260 A Siena	67 75
49 H Marist	80 82	49 A Marist	58 68
273 A St. Peter's	57 41	175 H Fairfield	75 63
175 A Fairfield	59 72	332 A Rider	85 60

Non-Div I Games:

Iona

■ Loss,
 ■ Non-Conf,
 ■ S Site,
 ■ Home
 ■ A Away
 N Neutral

I
o
n
a

RPI S Iona Score

Through Games Of Sunday, March 14, 2010

RPI	S	Opponent	Score
340	H	St. Francis (NY)	85 51

I
o
n
a

Iona

Through Games of Sunday, March 11, 2018									
Average RPI Win: 93	WON-LOST	WINNING	LAST 12	STRENGTH OF	OPP. STRENGTH	TEAM	ADJ.	CONF.	ADJ CONF.
Average RPI Loss: 54	RECORD	PCT. RANK	GAMES	SCHEDULE	OF SCHEDULE	RPI	RPI	RPI	RPI
DIV. I ONLY	19- 13	107	9- 3	33	11	44	43	5	5
DIV. I NON-CONF.	7- 4	104	0- 0	39	12	58	56	2	2

TOTALS	RPI 1-25	RPI 26-50	W-L RECORDS	RPI 51-100	RPI 101-150	RPI 150+			
19- 13	2- 3	3- 3	OVERALL	8- 7	3- 0	3- 0			
12- 4	1- 0	2- 2	HOME	5- 2	1- 0	3- 0			
4- 7	0- 1	1- 1	AWAY	2- 5	1- 0	0- 0			
3- 2	1- 2	0- 0	NEUTRAL	1- 0	1- 0	0- 0			
7- 4	0- 1	1- 3	NON-CONFERENCE	0- 0	3- 0	3- 0			
5- 2	0- 0	1- 2	HOME	0- 0	1- 0	3- 0			
1- 1	0- 0	0- 1	AWAY	0- 0	1- 0	0- 0			
1- 1	0- 1	0- 0	NEUTRAL	0- 0	1- 0	0- 0			
12- 9	2- 2	2- 0	CONFERENCE	8- 7	0- 0	0- 0			
7- 2	1- 0	1- 0	HOME	5- 2	0- 0	0- 0			
3- 6	0- 1	1- 0	AWAY	2- 5	0- 0	0- 0			
2- 1	1- 1	0- 0	NEUTRAL	1- 0	0- 0	0- 0			

RPI 1-25				RPI 26-50				Team's RPI: 43				RPI 51-100				RPI 101+			
RPI	S	Opponent	Score	RPI	S	Opponent	Score	RPI	S	Opponent	Score	RPI	S	Opponent	Score	RPI	S	Opponent	Score
9	A	Ohio St.	82 86	26	A	Iowa St.	66 85	54	A	Michigan	46 63	105	H	South Dakota St.	82 69				
9	N	Ohio St.	64 66	28	A	Wisconsin	68 60	54	H	Michigan	51 54	111	N	Columbia	72 69				
10	N	West Virginia	66 69	28	H	Wisconsin	61 51	63	A	Illinois	74 65	117	A	UNI	81 70				
16	H	Michigan St.	77 66	44	H	Kansas	55 66	63	H	Illinois	77 67	154	H	Drake	73 61				
16	N	Michigan St.	59 54	48	H	Boston College	67 72	79	A	Purdue	59 81	192	H	William & Mary	78 54				
				50	H	Illinois St.	75 67	79	H	Purdue	70 50	274	H	Santa Clara	67 51				
LAST 12 Division I GAMES:																			
		9 N Ohio St.	64 66			95 H Minnesota	75 54												
		16 N Michigan St.	59 54			63 H Illinois	77 67												
		88 N Penn St.	82 75			93 A Indiana	71 67												
		28 A Wisconsin	68 60			16 H Michigan St.	77 66												
		93 H Indiana	76 64			9 A Ohio St.	82 86												
		97 A Northwestern	66 72			79 H Purdue	70 50												

Non-Div I Games:

Iowa

■ Loss,
 ■ Non-Conf,
 ■ S Site,
 ■ Home
 ■ A Away
 N Neutral

Average RPI Win:	137	WON-LOST	WINNING	LAST 12	STRENGTH OF	OPP. STRENGTH	TEAM	ADJ.	CONF.	ADJ CONF.
Average RPI Loss:	40	RECORD	PCT. RANK	GAMES	SCHEDULE	OF SCHEDULE	RPI	RPI	RPI	RPI
DIV. I ONLY	23- 7	34	8- 4	80	23	28	26	1	1	
DIV. I NON-CONF.	12- 1	9	0- 0	267	192	67	67	1	1	
TOTALS	RPI 1-25	RPI 26-50	W-L RECORDS	RPI 51-100	RPI 101-150	RPI 150+				
23- 7	3- 5	3- 0	OVERALL	3- 1	7- 0	7- 1				
16- 1	2- 1	2- 0	HOME	2- 0	4- 0	6- 0				
5- 5	1- 3	1- 0	AWAY	1- 1	2- 0	0- 1				
2- 1	0- 1	0- 0	NEUTRAL	0- 0	1- 0	1- 0				
12- 1	0- 0	1- 0	NON-CONFERENCE	1- 0	3- 0	7- 1				
9- 0	0- 0	1- 0	HOME	0- 0	2- 0	6- 0				
1- 1	0- 0	0- 0	AWAY	1- 0	0- 0	0- 1				
2- 0	0- 0	0- 0	NEUTRAL	0- 0	1- 0	1- 0				
11- 6	3- 5	2- 0	CONFERENCE	2- 1	4- 0	0- 0				
7- 1	2- 1	1- 0	HOME	2- 0	2- 0	0- 0				
4- 4	1- 3	1- 0	AWAY	0- 1	2- 0	0- 0				
0- 1	0- 1	0- 0	NEUTRAL	0- 0	0- 0	0- 0				

RPI	S	Opponent	Score	RPI	S	Opponent	Score	Team's RPI: 26	RPI	S	Opponent	Score	RPI	S	Opponent	Score
4	A	Nebraska	50 60	43	H	Iowa	85 66		58	H	Texas Tech	63 48	110	A	Missouri	65 39
4	H	Nebraska	49 57	44	A	Kansas	57 54		89	A	Kansas St.	67 73	110	H	Missouri	55 42
6	A	Texas A&M	44 68	44	H	Kansas	53 42		89	H	Kansas St.	48 39	117	H	UNI	76 51
8	H	Oklahoma	63 56						95	A	Minnesota	77 60	121	A	Colorado	68 62
12	A	Oklahoma St.	70 78										121	H	Colorado	59 41
12	N	Oklahoma St.	59 62										129	N	Col. of Charleston	68 50
13	A	Texas	73 71										138	H	N.C. A&T	66 62
15	H	Baylor	69 45										154	A	Drake	75 78
													167	H	Fla. Atlantic	80 40
													175	H	Fairfield	67 37
													296	H	Lafayette	67 25
													298	H	Ark.-Pine Bluff	80 64
													312	H	South Dakota	68 43
													313	H	Mississippi Val.	83 44
													329	N	Penn	78 38
LAST 12 Division I GAMES:																
12	N	Oklahoma St.	59 62	4	A	Nebraska	50 60									
121	H	Colorado	59 41	15	H	Baylor	69 45									
12	A	Oklahoma St.	70 78	110	A	Missouri	65 39									
89	H	Kansas St.	48 39	58	H	Texas Tech	63 48									
44	A	Kansas	57 54	89	A	Kansas St.	67 73									
110	H	Missouri	55 42	8	H	Oklahoma	63 56									

Non-Div I Games:

Iowa St.

■ Loss,
 ■ Non-Conf, S Site,
 ■ Home
 ■ Away
 N Neutral

Average RPI Win: 290		WON-LOST	WINNING	LAST 12	STRENGTH OF	OPP. STRENGTH	TEAM	ADJ.	CONF.	ADJ CONF.
Average RPI Loss: 246		RECORD	PCT. RANK	GAMES	SCHEDULE	OF SCHEDULE	RPI	RPI	RPI	RPI
DIV. I ONLY		6- 22	315	4- 8	331	341	338	338	32	32
DIV. I NON-CONF.		1- 9	327	0- 0	307	317	342	341	32	32
TOTALS		RPI 1-25	RPI 26-50	W-L RECORDS	RPI 51-100	RPI 101-150	RPI 150+			
6- 22	0- 0		0- 0	OVERALL	0- 0	0- 2	6- 20			
5- 5	0- 0		0- 0	HOME	0- 0	0- 0	5- 5			
1- 14	0- 0		0- 0	AWAY	0- 0	0- 1	1- 13			
0- 3	0- 0		0- 0	NEUTRAL	0- 0	0- 1	0- 2			
1- 9	0- 0		0- 0	NON-CONFERENCE	0- 0	0- 2	1- 7			
1- 0	0- 0		0- 0	HOME	0- 0	0- 0	1- 0			
0- 6	0- 0		0- 0	AWAY	0- 0	0- 1	0- 5			
0- 3	0- 0		0- 0	NEUTRAL	0- 0	0- 1	0- 2			
5- 13	0- 0		0- 0	CONFERENCE	0- 0	0- 0	5- 13			
4- 5	0- 0		0- 0	HOME	0- 0	0- 0	4- 5			
1- 8	0- 0		0- 0	AWAY	0- 0	0- 0	1- 8			
0- 0	0- 0		0- 0	NEUTRAL	0- 0	0- 0	0- 0			

[illegible]

Non-Div I Games:

Jackson St.

Loss, Non-Conf, S Site, H Home A Away N Neutral

RPI	S	Opponent	Score	
313	H	Mississippi Val.	70	65
337	A	Nicholls St.	48	56

J
a
c
k
s
o
n
s
t
.

J
a
c
k
s
o
n
s
t
.

Jackson St.

Jacksonville

Through Games Of Sunday, March 14, 2010

Average RPI Win: 273	WON-LOST	WINNING	LAST 12	STRENGTH OF	OPP. STRENGTH	TEAM	ADJ.	CONF.	ADJ CONF.
Average RPI Loss: 176	RECORD	PCT. RANK	GAMES	SCHEDULE	OF SCHEDULE	RPI	RPI	RPI	RPI
DIV. I ONLY	9- 20	276	5- 7	246	256	285	280	27	27
DIV. I NON-CONF.	0- 11	339	0- 2	86	203	317	310	20	20
TOTALS	RPI 1-25	RPI 26-50	W-L RECORDS	RPI 51-100	RPI 101-150	RPI 150+			
9- 20	0- 0	0- 0	OVERALL	0- 6	0- 1	9- 13			
6- 6	0- 0	0- 0	HOME	0- 2	0- 0	6- 4			
3- 14	0- 0	0- 0	AWAY	0- 4	0- 1	3- 9			
0- 0	0- 0	0- 0	NEUTRAL	0- 0	0- 0	0- 0			
0- 11	0- 0	0- 0	NON-CONFERENCE	0- 4	0- 1	0- 6			
0- 3	0- 0	0- 0	HOME	0- 1	0- 0	0- 2			
0- 8	0- 0	0- 0	AWAY	0- 3	0- 1	0- 4			
0- 0	0- 0	0- 0	NEUTRAL	0- 0	0- 0	0- 0			
9- 9	0- 0	0- 0	CONFERENCE	0- 2	0- 0	9- 7			
6- 3	0- 0	0- 0	HOME	0- 1	0- 0	6- 2			
3- 6	0- 0	0- 0	AWAY	0- 1	0- 0	3- 5			
0- 0	0- 0	0- 0	NEUTRAL	0- 0	0- 0	0- 0			

RPI 1-25			RPI 26-50			RPI 51-100				RPI 101+		Team's RPI: 280
RPI	S	Opponent	Score	RPI	S	Opponent	Score	RPI	S	Opponent	Score	
								85	A	Florida	54	80
								87	A	East Tenn. St.	72	77
								87	H	East Tenn. St.	70	79
								94	A	Wake Forest	47	64
								98	A	Fla. Gulf Coast	66	73
								98	H	Fla. Gulf Coast	55	63

Non-Div I Games: Florida Tech 77 53

Jacksonville

Loss, Non-Conf, S Site, H Home A Away N Neutral

Average RPI Win:	271	WON-LOST	WINNING	LAST 12	STRENGTH OF	OPP. STRENGTH	TEAM	ADJ.	CONF.	ADJ CONF.
Average RPI Loss:	215	RECORD	PCT. RANK	GAMES	SCHEDULE	OF SCHEDULE	RPI	RPI	RPI	RPI
DIV. I ONLY	8- 20	291	4- 8	278	323	312	315	28	28	
DIV. I NON-CONF.	2- 8	300	0- 1	189	305	300	300	29	29	
TOTALS	RPI 1-25	RPI 26-50	W-L RECORDS	RPI 51-100	RPI 101-150	RPI 150+				
8- 20	0- 2	0- 0	OVERALL	0- 0	0- 3	8- 15				
4- 7	0- 0	0- 0	HOME	0- 0	0- 1	4- 6				
3- 11	0- 2	0- 0	AWAY	0- 0	0- 2	3- 7				
1- 2	0- 0	0- 0	NEUTRAL	0- 0	0- 0	1- 2				
2- 8	0- 2	0- 0	NON-CONFERENCE	0- 0	0- 1	2- 5				
1- 1	0- 0	0- 0	HOME	0- 0	0- 0	1- 1				
0- 5	0- 2	0- 0	AWAY	0- 0	0- 1	0- 2				
1- 2	0- 0	0- 0	NEUTRAL	0- 0	0- 0	1- 2				
6- 12	0- 0	0- 0	CONFERENCE	0- 0	0- 2	6- 10				
3- 6	0- 0	0- 0	HOME	0- 0	0- 1	3- 5				
3- 6	0- 0	0- 0	AWAY	0- 0	0- 1	3- 5				
0- 0	0- 0	0- 0	NEUTRAL	0- 0	0- 0	0- 0				

RPI 1-25				RPI 26-50				RPI 51-100				RPI 101+ Team's RPI: 315			
RPI	S	Opponent	Score	RPI	S	Opponent	Score	RPI	S	Opponent	Score	RPI	S	Opponent	Score
15	A	Baylor	45 104									143	A	Samford	46 59
18	A	Georgetown	39 70									148	A	Eastern Ill.	48 85
												148	H	Eastern Ill.	43 60
												161	A	Morehead St.	53 80
												161	H	Morehead St.	70 60
												165	A	UTSA	69 81
												176	A	Austin Peay	71 75
												176	H	Austin Peay	70 78
												251	H	Troy	54 62
												256	A	Kennesaw St.	51 66
												259	H	Alabama A&M	74 71
												264	A	Eastern Ky.	49 46
												264	H	Eastern Ky.	67 79
												270	A	Tennessee Tech	61 77
												270	H	Tennessee Tech	59 68
												281	A	Murray St.	49 78
												281	H	Murray St.	60 71
												285	A	UT Martin	63 55
												285	H	UT Martin	56 51
												292	N	Western Ill.	43 49
												301	A	Tennessee St.	67 65
												301	H	Tennessee St.	82 75
												308	N	South Carolina St.	59 56
												324	A	Southeast Mo. St.	53 56
												324	H	Southeast Mo. St.	47 52
												324	H	Southeast Mo. St.	47 52
												330	N	Savannah St.	37 51
LAST 12 Division I GAMES:															
270	A	Tennessee Tech	61 77	264	A	Eastern Ky.	49 46								
18	A	Georgetown	39 70	161	A	Morehead St.	53 80								
301	A	Tennessee St.	67 65	148	H	Eastern Ill.	43 60								
176	A	Austin Peay	71 75	324	H	Southeast Mo. St.	47 52								
281	H	Murray St.	60 71	176	H	Austin Peay	70 78								
285	H	UT Martin	56 51	301	H	Tennessee St.	82 75								

Non-Div I Games: Talladega 76 64

Jacksonville St.

Loss, Non-Conf, S Site, H Home A Away N Neutral

Average RPI Win:	151	WON-LOST	WINNING	LAST 12	STRENGTH OF	OPP. STRENGTH	TEAM	ADJ.	CONF.	ADJ CONF.
Average RPI Loss:	110	RECORD	PCT. RANK	GAMES	SCHEDULE	OF SCHEDULE	RPI	RPI	RPI	RPI
DIV. I ONLY	26- 6	21	10- 2	98	81	35	37	8	8	
DIV. I NON-CONF.	10- 1	16	0- 0	120	41	21	22	8	8	
TOTALS	RPI 1-25	RPI 26-50	W-L RECORDS	RPI 51-100	RPI 101-150	RPI 150+				
26- 6	2- 1	0- 0	OVERALL	4- 1	8- 2	12- 2				
16- 2	1- 0	0- 0	HOME	2- 1	5- 1	8- 0				
10- 4	1- 1	0- 0	AWAY	2- 0	3- 1	4- 2				
0- 0	0- 0	0- 0	NEUTRAL	0- 0	0- 0	0- 0				
10- 1	2- 1	0- 0	NON-CONFERENCE	1- 0	1- 0	6- 0				
6- 0	1- 0	0- 0	HOME	0- 0	1- 0	4- 0				
4- 1	1- 1	0- 0	AWAY	1- 0	0- 0	2- 0				
0- 0	0- 0	0- 0	NEUTRAL	0- 0	0- 0	0- 0				
16- 5	0- 0	0- 0	CONFERENCE	3- 1	7- 2	6- 2				
10- 2	0- 0	0- 0	HOME	2- 1	4- 1	4- 0				
6- 3	0- 0	0- 0	AWAY	1- 0	3- 1	2- 2				
0- 0	0- 0	0- 0	NEUTRAL	0- 0	0- 0	0- 0				

RPI 1-25				RPI 26-50				RPI 51-100				RPI 101+			
RPI	S	Opponent	Score	RPI	S	Opponent	Score	RPI	S	Opponent	Score	RPI	S	Opponent	Score
5	A	Duke	65 79					55	A	Old Dominion	65 59	104	A	Drexel	67 68
17	A	Virginia	75 73					55	H	Old Dominion	58 67	104	H	Drexel	73 56
18	H	Georgetown	79 76					55	H	Old Dominion	67 53	108	A	VCU	71 56
								64	A	Liberty	60 50	108	H	VCU	79 72
								99	H	Delaware	88 83	108	H	VCU	79 70
												115	H	Virginia Tech	66 59
												120	H	Hofstra	62 69
												135	A	Towson	72 68
												135	H	Towson	67 35
												147	A	Northeastern	64 57
												172	A	Georgia St.	67 61
												172	H	Georgia St.	68 60
												176	A	Austin Peay	83 56
												181	A	UNC Wilmington	67 70
												181	H	UNC Wilmington	67 40
												192	A	William & Mary	56 64
												192	H	William & Mary	71 59
												219	A	George Mason	76 38
												219	H	George Mason	62 50
												252	H	Longwood	85 67
												253	H	Western Mich.	74 65
												260	H	Siena	85 57
												272	A	Western Caro.	80 63
												296	H	Lafayette	86 54
LAST 12 Division I GAMES:															
55	H	Old Dominion	67 53	55	A	Old Dominion	65 59								
108	H	VCU	79 70	99	H	Delaware	88 83								
181	H	UNC Wilmington	67 40	181	A	UNC Wilmington	67 70								
219	A	George Mason	76 38	192	A	William & Mary	56 64								
192	H	William & Mary	71 59	104	H	Drexel	73 56								
108	H	VCU	79 72	108	A	VCU	71 56								

Non-Div I Games:

James Madison

■ Loss,
 ■ Non-Conf, S Site,
 ■ Home
 ■ Away
 N Neutral

Kansas

Through Games Of Sunday, March 14, 2010

Average RPI Win:	111	WON-LOST	WINNING	LAST 12	STRENGTH OF	OPP. STRENGTH	TEAM	ADJ.	CONF.	ADJ CONF.
Average RPI Loss:	32	RECORD	PCT. RANK	GAMES	SCHEDULE	OF SCHEDULE	RPI	RPI	RPI	RPI
DIV. I ONLY	15- 15	165	4- 8	7	17	43	44	1	1	
DIV. I NON-CONF.	10- 3	51	0- 0	10	77	13	13	1	1	
TOTALS	RPI 1-25	RPI 26-50	W-L RECORDS	RPI 51-100	RPI 101-150	RPI 150+				
15- 15	1- 9	1- 3	OVERALL	5- 2	5- 0	3- 1				
11- 5	1- 4	0- 1	HOME	4- 0	3- 0	3- 0				
4- 7	0- 3	1- 1	AWAY	1- 2	2- 0	0- 1				
0- 3	0- 2	0- 1	NEUTRAL	0- 0	0- 0	0- 0				
10- 3	1- 1	1- 1	NON-CONFERENCE	4- 0	1- 0	3- 1				
8- 0	1- 0	0- 0	HOME	3- 0	1- 0	3- 0				
2- 1	0- 0	1- 0	AWAY	1- 0	0- 0	0- 1				
0- 2	0- 1	0- 1	NEUTRAL	0- 0	0- 0	0- 0				
5- 12	0- 8	0- 2	CONFERENCE	1- 2	4- 0	0- 0				
3- 5	0- 4	0- 1	HOME	1- 0	2- 0	0- 0				
2- 6	0- 3	0- 1	AWAY	0- 2	2- 0	0- 0				
0- 1	0- 1	0- 0	NEUTRAL	0- 0	0- 0	0- 0				

RPI S Opponent Score	RPI S Opponent Score	Team's RPI: 44	RPI S Opponent Score	RPI S Opponent Score
4 A Nebraska 52 77	26 A Iowa St. 42 53		54 H Michigan 77 66	110 A Missouri 61 59
4 H Nebraska 60 67	26 H Iowa St. 54 57		58 A Texas Tech 51 68	110 H Missouri 72 59
6 H Texas A&M 54 78	42 N TCU 69 74		65 H Creighton 77 56	121 A Colorado 79 72
8 A Oklahoma 69 81	43 A Iowa 66 55		86 H Pepperdine 82 63	121 H Colorado 75 64
11 N Xavier 71 76			89 A Kansas St. 35 59	140 H Oral Roberts 106 80
12 H Oklahoma St. 68 70			89 H Kansas St. 70 60	153 A New Mexico St. 60 61
12 N Oklahoma St. 69 76			92 A Houston 89 69	163 H UC Riverside 75 60
13 H Texas 82 85				223 H UMKC 81 53
15 A Baylor 47 70				229 H Northern Colo. 81 54
22 H UCLA 54 49				
LAST 12 Division I GAMES:				
12 N Oklahoma St. 69 76	121 A Colorado 79 72			
6 H Texas A&M 54 78	13 H Texas 82 85			
4 A Nebraska 52 77	4 H Nebraska 60 67			
15 A Baylor 47 70	89 H Kansas St. 70 60			
26 H Iowa St. 54 57	110 A Missouri 61 59			
58 A Texas Tech 51 68	121 H Colorado 75 64			

Non-Div I Games:

Kansas

Loss, Non-Conf, S Site, H Home A Away N Neutral

Average RPI Win:	127	WON-LOST	WINNING	LAST 12	STRENGTH OF	OPP. STRENGTH	TEAM	ADJ.	CONF.	ADJ CONF.
Average RPI Loss:	63	RECORD	PCT. RANK	GAMES	SCHEDULE	OF SCHEDULE	RPI	RPI	RPI	RPI
DIV. I ONLY	14- 18	204	3- 9	26	31	90	89	1	1	
DIV. I NON-CONF.	8- 6	137	0- 0	126	162	122	118	1	1	
<hr/>										
TOTALS	RPI 1-25	RPI 26-50	W-L RECORDS	RPI 51-100	RPI 101-150	RPI 150+				
14- 18	0- 8	2- 2	OVERALL	1- 3	6- 3	5- 2				
7- 8	0- 3	2- 0	HOME	0- 2	2- 2	3- 1				
4- 8	0- 4	0- 2	AWAY	0- 1	3- 1	1- 0				
3- 2	0- 1	0- 0	NEUTRAL	1- 0	1- 0	1- 1				
8- 6	0- 0	0- 0	NON-CONFERENCE	0- 2	3- 2	5- 2				
4- 3	0- 0	0- 0	HOME	0- 1	1- 1	3- 1				
2- 2	0- 0	0- 0	AWAY	0- 1	1- 1	1- 0				
2- 1	0- 0	0- 0	NEUTRAL	0- 0	1- 0	1- 1				
6- 12	0- 8	2- 2	CONFERENCE	1- 1	3- 1	0- 0				
3- 5	0- 3	2- 0	HOME	0- 1	1- 1	0- 0				
2- 6	0- 4	0- 2	AWAY	0- 0	2- 0	0- 0				
1- 1	0- 1	0- 0	NEUTRAL	1- 0	0- 0	0- 0				

RPI 1-25				RPI 26-50				RPI 51-100				Team's RPI: 89	RPI 101+			
RPI	S	Opponent	Score	RPI	S	Opponent	Score	RPI	S	Opponent	Score		RPI	S	Opponent	Score
4	A	Nebraska	56 71	26	A	Iowa St.	39 48	58	H	Texas Tech	67 75		101	H	Missouri St.	64 60
4	H	Nebraska	72 82	26	H	Iowa St.	73 67	58	N	Texas Tech	59 51		106	A	BYU	65 62
4	N	Nebraska	46 63	44	A	Kansas	60 70	65	A	Creighton	54 63		108	N	VCU	73 67
6	A	Texas A&M	63 69	44	H	Kansas	59 35	97	H	Northwestern	50 53		110	A	Missouri	65 50
8	H	Oklahoma	58 64										110	H	Missouri	37 33
12	A	Oklahoma St.	56 66										116	A	Arkansas	58 60
13	A	Texas	41 62										121	A	Colorado	72 70
15	H	Baylor	47 65										121	H	Colorado	57 63
													142	H	Indiana St.	73 77
													151	A	UC Davis	73 59
													165	N	UTSA	59 55
													179	H	Washington St.	70 63
													188	N	Hawaii	61 71
													203	H	Yale	78 59
													213	H	Arkansas St.	79 80
													297	H	Grambling	87 62
<hr/>																
LAST 12 Division I GAMES:																
		4 N Nebraska	46 63			8 H Oklahoma	58 64									
		58 N Texas Tech	59 51			13 A Texas	41 62									
		4 H Nebraska	72 82			6 A Texas A&M	63 69									
		121 A Colorado	72 70			110 H Missouri	37 33									
		26 A Iowa St.	39 48			44 A Kansas	60 70									
		58 H Texas Tech	67 75			15 H Baylor	47 65									

Non-Div I Games:

Kansas St.

Average RPI Win: 261	WON-LOST	WINNING	LAST 12	STRENGTH OF	OPP. STRENGTH	TEAM	ADJ.	CONF.	ADJ CONF.
Average RPI Loss: 171	RECORD	PCT. RANK	GAMES	SCHEDULE	OF SCHEDULE	RPI	RPI	RPI	RPI
DIV. I ONLY	11- 19	251	6- 6	230	241	259	256	27	27
DIV. I NON-CONF.	4- 9	256	1- 1	70	203	190	188	20	20
TOTALS	RPI 1-25	RPI 26-50	W-L RECORDS	RPI 51-100	RPI 101-150	RPI 150+			
11- 19	0- 0	0- 2	OVERALL	0- 6	0- 1	11- 10			
8- 7	0- 0	0- 1	HOME	0- 3	0- 0	8- 3			
2- 11	0- 0	0- 1	AWAY	0- 3	0- 1	2- 6			
1- 1	0- 0	0- 0	NEUTRAL	0- 0	0- 0	1- 1			
4- 9	0- 0	0- 2	NON-CONFERENCE	0- 4	0- 1	4- 2			
3- 4	0- 0	0- 1	HOME	0- 2	0- 0	3- 1			
0- 5	0- 0	0- 1	AWAY	0- 2	0- 1	0- 1			
1- 0	0- 0	0- 0	NEUTRAL	0- 0	0- 0	1- 0			
7- 10	0- 0	0- 0	CONFERENCE	0- 2	0- 0	7- 8			
5- 3	0- 0	0- 0	HOME	0- 1	0- 0	5- 2			
2- 6	0- 0	0- 0	AWAY	0- 1	0- 0	2- 5			
0- 1	0- 0	0- 0	NEUTRAL	0- 0	0- 0	0- 1			

RPI S	Opponent	Score	RPI S	Opponent	Score	RPI S	Opponent	Score	RPI S	Opponent	Score	Team's RPI: 256
			32 Georgia Tech	48 94		75 Chattanooga	61 76		146 Ga. Southern	67 80		
			38 North Carolina	44 89		87 East Tenn. St.	63 81		162 S.C. Upstate	66 73		
						87 East Tenn. St.	59 90		162 S.C. Upstate	69 68		
						91 Clemson	69 75		172 Georgia St.	52 77		
						98 Fla. Gulf Coast	52 79		205 Mercer	38 60		
						98 Fla. Gulf Coast	64 75		205 Mercer	52 51		
									232 Belmont	57 56		
									232 Belmont	44 68		
									232 N Belmont	65 70		
									250 North Florida	51 68		
									250 North Florida	63 59		
									252 Longwood	72 61		
									269 Campbell	67 58		
									269 Campbell	75 65		
									280 Jacksonville	55 67		
									280 Jacksonville	65 62		
									304 N Evansville	70 65		
									314 Stetson	59 62		
									314 Stetson	51 54		
									315 Jacksonville St.	66 51		
									331 Lipscomb	56 64		
									331 Lipscomb	70 52		
LAST 12 Division I GAMES:												
			232 N Belmont	65 70		269 Campbell	67 58					
			232 Belmont	57 56		162 S.C. Upstate	69 68					
			331 Lipscomb	56 64		205 Mercer	52 51					
			250 North Florida	63 59		314 Stetson	51 54					
			280 Jacksonville	65 62		98 Fla. Gulf Coast	64 75					
			87 East Tenn. St.	63 81		314 Stetson	59 62					

Non-Div I Games:

Kennesaw St.

Loss,
 Non-Conf, S Site, Home Away N Neutral

Average RPI Win:	220	WON-LOST	WINNING	LAST 12	STRENGTH OF	OPP. STRENGTH	TEAM	ADJ.	CONF.	ADJ CONF.
Average RPI Loss:	115	RECORD	PCT. RANK	GAMES	SCHEDULE	OF SCHEDULE	RPI	RPI	RPI	RPI
DIV. I ONLY	20- 10	77	9- 3	255	146	131	133	16	16	
DIV. I NON-CONF.	7- 5	130	0- 0	300	136	188	192	15	15	
TOTALS	RPI 1-25	RPI 26-50	W-L RECORDS	RPI 51-100	RPI 101-150	RPI 150+				
20- 10	0- 0	0- 3	OVERALL	1- 2	2- 0	17- 5				
11- 3	0- 0	0- 2	HOME	1- 0	1- 0	9- 1				
8- 6	0- 0	0- 1	AWAY	0- 1	1- 0	7- 4				
1- 1	0- 0	0- 0	NEUTRAL	0- 1	0- 0	1- 0				
7- 5	0- 0	0- 1	NON-CONFERENCE	0- 0	2- 0	5- 4				
4- 2	0- 0	0- 1	HOME	0- 0	1- 0	3- 1				
3- 3	0- 0	0- 0	AWAY	0- 0	1- 0	2- 3				
0- 0	0- 0	0- 0	NEUTRAL	0- 0	0- 0	0- 0				
13- 5	0- 0	0- 2	CONFERENCE	1- 2	0- 0	12- 1				
7- 1	0- 0	0- 1	HOME	1- 0	0- 0	6- 0				
5- 3	0- 0	0- 1	AWAY	0- 1	0- 0	5- 1				
1- 1	0- 0	0- 0	NEUTRAL	0- 1	0- 0	1- 0				

RPI S	Opponent	Score	RPI S	Opponent	Score	RPI S	Opponent	Score	RPI S	Opponent	Score	Team's RPI: 133
33	H Temple	63 68	61	H Toledo	62 59	114	A Robert Morris	62 57				
47	A Bowling Green	55 69	61	N Toledo	49 51	123	H Cleveland St.	71 56				
47	H Bowling Green	61 89	90	A Eastern Mich.	72 78	155	A Akron	55 62				
						155	H Akron	67 64				
						156	H Wichita St.	55 66				
						167	A Fla. Atlantic	84 66				
						177	H Ball St.	72 63				
						180	A Marshall	50 57				
						181	H UNC Wilmington	84 71				
						188	A Hawaii	53 54				
						188	A Hawaii	60 63				
						197	H Central Mich.	82 76				
						197	N Central Mich.	68 55				
						241	A Miami (OH)	50 39				
						241	H Miami (OH)	84 75				
						243	H Rhode Island	64 46				
						253	A Western Mich.	69 39				
						254	A Northern Ill.	80 71				
						283	A Ohio	80 74				
						283	A Buffalo	67 55				
						283	H Ohio	70 66				
						283	H Buffalo	68 66				
						328	H Delaware St.	57 48				
						341	A Youngstown St.	70 55				
LAST 12 Division I GAMES:												
61	N Toledo	49 51	241	H Miami (OH)	84 75							
197	N Central Mich.	68 55	253	A Western Mich.	69 39							
283	A Buffalo	67 55	90	A Eastern Mich.	72 78							
47	A Bowling Green	55 69	61	H Toledo	62 59							
155	H Akron	67 64	254	A Northern Ill.	80 71							
283	A Ohio	80 74	197	H Central Mich.	82 76							

Non-Div I Games:

Kent St.

■ Loss,
 ■ Non-Conf,
 ■ S Site,
 ■ H Home
 ■ A Away
 N Neutral

Average RPI Win:	126	WON-LOST	WINNING	LAST 12	STRENGTH OF	OPP. STRENGTH	TEAM	ADJ.	CONF.	ADJ CONF.
Average RPI Loss:	28	RECORD	PCT. RANK	GAMES	SCHEDULE	OF SCHEDULE	RPI	RPI	RPI	RPI
DIV. I ONLY	25- 7	29	8- 4	48	49	19	19	4	4	
DIV. I NON-CONF.	12- 1	9	0- 0	133	212	26	29	3	3	
TOTALS	RPI 1-25	RPI 26-50	W-L RECORDS	RPI 51-100	RPI 101-150	RPI 150+				
25- 7	2- 5	3- 0	OVERALL	7- 2	5- 0	8- 0				
17- 0	2- 0	0- 0	HOME	6- 0	3- 0	6- 0				
6- 6	0- 4	2- 0	AWAY	0- 2	2- 0	2- 0				
2- 1	0- 1	1- 0	NEUTRAL	1- 0	0- 0	0- 0				
12- 1	0- 1	0- 0	NON-CONFERENCE	2- 0	3- 0	7- 0				
9- 0	0- 0	0- 0	HOME	2- 0	2- 0	5- 0				
3- 1	0- 1	0- 0	AWAY	0- 0	1- 0	2- 0				
0- 0	0- 0	0- 0	NEUTRAL	0- 0	0- 0	0- 0				
13- 6	2- 4	3- 0	CONFERENCE	5- 2	2- 0	1- 0				
8- 0	2- 0	0- 0	HOME	4- 0	1- 0	1- 0				
3- 5	0- 3	2- 0	AWAY	0- 2	1- 0	0- 0				
2- 1	0- 1	1- 0	NEUTRAL	1- 0	0- 0	0- 0				

RPI	S	Opponent	Score	RPI	S	Opponent	Score	RPI	S	Opponent	Score	RPI	S	Opponent	Score
3	A	Tennessee	65 81	29	A	LSU	71 62	53	A	South Carolina	71 79	101	H	Butler	87 66
3	N	Tennessee	62 70	45	A	Mississippi St.	69 59	53	H	South Carolina	71 50	116	A	Arkansas	71 57
21	A	Vanderbilt	55 68	45	N	Mississippi St.	76 65	69	A	Auburn	53 65	116	H	Arkansas	69 52
21	H	Vanderbilt	63 53					69	H	Auburn	68 50	128	A	Cincinnati	68 57
23	A	Middle Tenn.	51 57					69	N	Auburn	65 54	132	H	Boston U.	92 58
25	A	Georgia	60 61					75	H	Chattanooga	65 55	161	A	Morehead St.	72 55
25	H	Georgia	64 48					77	H	Mississippi	80 66	166	H	Alabama	88 63
								78	H	Louisville	101 67	194	A	UC Santa Barbara	68 54
								85	H	Florida	77 51	201	H	Florida A&M	91 39
												241	H	Miami (OH)	107 53
												285	H	UT Martin	87 47
												313	H	Mississippi Val.	93 48
												333	H	McNeese St.	85 50
LAST 12 Division I GAMES:															
3	N	Tennessee	62 70	85	H	Florida	77 51	21	A	Vanderbilt	55 68				
45	N	Mississippi St.	76 65	25	H	Georgia	64 48	116	A	Arkansas	71 57				
69	N	Auburn	65 54	53	A	Auburn	53 65	77	H	Mississippi	80 66				
69	A	Auburn	53 65	45	A	Mississippi St.	69 59								
3	A	Tennessee	65 81												
53	H	South Carolina	71 50												

Non-Div I Games:

Kentucky

Average RPI Win: 132				Through Games of Sunday, March 11, 2018						
Average RPI Loss: 33	WON-LOST RECORD	WINNING PCT. RANK	LAST 12 GAMES	STRENGTH OF SCHEDULE	OPP. STRENGTH OF SCHEDULE	TEAM RPI	ADJ. RPI	CONF. RPI	ADJ CONF. RPI	
DIV. I ONLY	20- 9	58	6- 6	43	48	31	29	4	4	
DIV. I NON-CONF.	11- 1	15	0- 0	81	183	18	17	3	3	
<hr/>										
TOTALS	RPI 1-25	RPI 26-50	W-L RECORDS	RPI 51-100	RPI 101-150	RPI 150+				
20- 9	3- 6	2- 0	OVERALL	6- 3	3- 0	6- 0				
12- 4	2- 2	1- 0	HOME	2- 2	2- 0	5- 0				
8- 4	1- 3	1- 0	AWAY	4- 1	1- 0	1- 0				
0- 1	0- 1	0- 0	NEUTRAL	0- 0	0- 0	0- 0				
11- 1	2- 1	1- 0	NON-CONFERENCE	2- 0	1- 0	5- 0				
8- 0	1- 0	0- 0	HOME	1- 0	1- 0	5- 0				
3- 1	1- 1	1- 0	AWAY	1- 0	0- 0	0- 0				
0- 0	0- 0	0- 0	NEUTRAL	0- 0	0- 0	0- 0				
9- 8	1- 5	1- 0	CONFERENCE	4- 3	2- 0	1- 0				
4- 4	1- 2	1- 0	HOME	1- 2	1- 0	0- 0				
5- 3	0- 2	0- 0	AWAY	3- 1	1- 0	1- 0				
0- 1	0- 1	0- 0	NEUTRAL	0- 0	0- 0	0- 0				

RPI S	Opponent	Score	RPI S	Opponent	Score	Team's RPI: 29	RPI S	Opponent	Score	RPI S	Opponent	Score
3	A Tennessee	61 70	41	A Tulane	73 65		53	A South Carolina	70 58	116	A Arkansas	65 38
3	H Tennessee	43 55	45	H Mississippi St.	76 47		53	H South Carolina	69 52	116	H Arkansas	70 53
4	A Nebraska	63 77					69	A Auburn	75 51	138	H N.C. A&T	75 33
11	A Xavier	56 47					69	H Auburn	62 64	166	A Alabama	78 41
19	H Kentucky	62 71					76	A Louisiana Tech	77 74	224	H New Orleans	57 33
21	H Vanderbilt	55 39					77	A Mississippi	71 80	290	H Southeastern La.	72 27
21	N Vanderbilt	61 63					77	H Mississippi	101 102	337	H Nicholls St.	86 49
23	H Middle Tenn.	61 40					85	A Florida	70 30	344	H Houston Baptist	93 31
25	A Georgia	46 49					92	H Houston	72 54	345	H Centenary (LA)	92 19
LAST 12 Division I GAMES:												
21	N Vanderbilt	61 63	85	A Florida	70 30							
45	H Mississippi St.	76 47	77	H Mississippi	101 102							
116	H Arkansas	70 53	25	A Georgia	46 49							
3	A Tennessee	61 70	166	A Alabama	78 41							
21	H Vanderbilt	55 39	19	H Kentucky	62 71							
69	A Auburn	75 51	3	H Tennessee	43 55							

Non-Div I Games:

LSU

■ Loss,
 ■ Non-Conf,
 ■ S Site,
 ■ Home
 ■ A Away
 N Neutral

Average RPI Win:	243	WON-LOST	WINNING	LAST 12	STRENGTH OF	OPP. STRENGTH	TEAM	ADJ.	CONF.	ADJ CONF.
Average RPI Loss:	127	RECORD	PCT. RANK	GAMES	SCHEDULE	OF SCHEDULE	RPI	RPI	RPI	RPI
DIV. I ONLY	7- 22	304	2- 10	99	148	249	247	10	10	
DIV. I NON-CONF.	5- 10	240	0- 0	91	249	195	195	10	10	
TOTALS	RPI 1-25	RPI 26-50	W-L RECORDS	RPI 51-100	RPI 101-150	RPI 150+				
7- 22	0- 2	0- 2	OVERALL	0- 5	2- 6	5- 7				
2- 11	0- 2	0- 2	HOME	0- 3	0- 2	2- 2				
4- 11	0- 0	0- 0	AWAY	0- 2	2- 4	2- 5				
1- 0	0- 0	0- 0	NEUTRAL	0- 0	0- 0	1- 0				
5- 10	0- 1	0- 0	NON-CONFERENCE	0- 3	2- 3	3- 3				
1- 5	0- 1	0- 0	HOME	0- 2	0- 1	1- 1				
3- 5	0- 0	0- 0	AWAY	0- 1	2- 2	1- 2				
1- 0	0- 0	0- 0	NEUTRAL	0- 0	0- 0	1- 0				
2- 12	0- 1	0- 2	CONFERENCE	0- 2	0- 3	2- 4				
1- 6	0- 1	0- 2	HOME	0- 1	0- 1	1- 1				
1- 6	0- 0	0- 0	AWAY	0- 1	0- 2	1- 3				
0- 0	0- 0	0- 0	NEUTRAL	0- 0	0- 0	0- 0				

RPI 1-25				RPI 26-50				RPI 51-100				RPI 101+ Team's RPI: 247			
RPI	S	Opponent	Score	RPI	S	Opponent	Score	RPI	S	Opponent	Score	RPI	S	Opponent	Score
11	H	Xavier	47 73	33	H	Temple	34 55	51	H	Princeton	49 68	104	A	Drexel	68 57
18	H	Georgetown	40 71	40	H	Dayton	46 62	62	H	Lehigh	47 58	112	A	Duquesne	40 69
								72	H	St. Bonaventure	39 58	119	A	Charlotte	60 69
								84	A	Richmond	52 65	122	H	St. Joseph's	39 45
								99	A	Delaware	46 54	125	H	Villanova	41 44
												134	A	Long Island	77 73
												140	A	Oral Roberts	55 76
												141	A	Tulsa	39 62
												156	A	Wichita St.	43 56
												207	H	Massachusetts	57 62
												211	A	Monmouth	49 57
												220	A	St. Louis	51 62
												233	H	Loyola (MD)	55 69
												243	A	Rhode Island	75 63
												244	A	George Washington	50 58
												262	N	Holy Cross	65 51
												294	A	Fordham	47 57
												294	H	Fordham	70 62
												329	H	Penn	67 51
												332	A	Rider	55 54
LAST 12 Division I GAMES:															
40	H	Dayton	46 62	33	H	Temple	34 55								
112	A	Duquesne	40 69	294	A	Fordham	47 57								
243	A	Rhode Island	75 63	122	H	St. Joseph's	39 45								
207	H	Massachusetts	57 62	244	A	George Washington	50 58								
294	H	Fordham	70 62	72	H	St. Bonaventure	39 58								
220	A	St. Louis	51 62	11	H	Xavier	47 73								

Non-Div I Games:

La Salle

■ Loss,
 ■ Non-Conf,
 ■ S Site,
 ■ H Home
 ■ A Away
 N Neutral

La.-Lafayette

Through Games Of Sunday, March 14, 2010

Average RPI Win:	291	WON-LOST	WINNING	LAST 12	STRENGTH OF	OPP. STRENGTH	TEAM	ADJ.	CONF.	ADJ CONF.
Average RPI Loss:	164	RECORD	PCT. RANK	GAMES	SCHEDULE	OF SCHEDULE	RPI	RPI	RPI	RPI
DIV. I ONLY	9- 22	287	2- 10	281	236	300	300	15	15	
DIV. I NON-CONF.	5- 7	203	0- 0	315	329	290	294	16	16	
TOTALS	RPI 1-25	RPI 26-50	W-L RECORDS	RPI 51-100	RPI 101-150	RPI 150+				
9- 22	0- 2	0- 0	OVERALL	0- 3	0- 2	9- 15				
6- 7	0- 0	0- 0	HOME	0- 1	0- 0	6- 6				
2- 11	0- 2	0- 0	AWAY	0- 2	0- 0	2- 7				
1- 4	0- 0	0- 0	NEUTRAL	0- 0	0- 2	1- 2				
5- 7	0- 1	0- 0	NON-CONFERENCE	0- 0	0- 2	5- 4				
2- 2	0- 0	0- 0	HOME	0- 0	0- 0	2- 2				
2- 2	0- 1	0- 0	AWAY	0- 0	0- 0	2- 1				
1- 3	0- 0	0- 0	NEUTRAL	0- 0	0- 2	1- 1				
4- 15	0- 1	0- 0	CONFERENCE	0- 3	0- 0	4- 11				
4- 5	0- 0	0- 0	HOME	0- 1	0- 0	4- 4				
0- 9	0- 1	0- 0	AWAY	0- 2	0- 0	0- 6				
0- 1	0- 0	0- 0	NEUTRAL	0- 0	0- 0	0- 1				

RPI	S	Opponent	Score	RPI	S	Opponent	Score	RPI	S	Opponent	Score	RPI	S	Opponent	Score	Team's RPI: 300
15	A	Baylor	42 89					56	A	UALR	38 88	107	N	Lamar	58 66	
23	A	Middle Tenn.	54 83					56	H	UALR	49 56	138	N	N.C. A&T	78 95	
								82	A	Western Ky.	52 74	164	H	FIU	51 77	
												167	A	Fla. Atlantic	75 84	
												167	H	Fla. Atlantic	60 75	
												171	N	Idaho	66 90	
												174	A	Denver	63 76	
												174	H	Denver	66 75	
												190	H	Southern U.	51 62	
												196	A	South Ala.	59 79	
												196	N	South Ala.	76 82	
												213	A	Arkansas St.	56 67	
												213	H	Arkansas St.	58 87	
												224	H	New Orleans	47 44	
												239	A	North Texas	67 90	
												239	H	North Texas	80 78	
												251	H	Troy	70 67	
												271	H	Texas Southern	64 57	
												278	A	La.-Monroe	61 68	
												278	H	La.-Monroe	69 67	
												290	A	Southeastern La.	58 62	
												290	H	Southeastern La.	61 72	
												330	A	Savannah St.	53 35	
												333	A	McNeese St.	82 68	
												344	N	Houston Baptist	86 76	
												345	H	Centenary (LA)	77 50	
LAST 12 Division I GAMES:																
196	N	South Ala.	76 82	167	A	Fla. Atlantic	75 84									
174	A	Denver	63 76	56	H	UALR	49 56									
239	A	North Texas	67 90	164	H	FIU	51 77									
278	H	La.-Monroe	69 67	278	A	La.-Monroe	61 68									
213	H	Arkansas St.	58 87	213	A	Arkansas St.	56 67									
196	A	South Ala.	59 79	251	H	Troy	70 67									

Non-Div I Games:

La.-Lafayette

■ Loss,
■ Non-Conf,
■ S Site,
■ Home
■ A Away
N Neutral

Average RPI Win:	295	WON-LOST	WINNING	LAST 12	STRENGTH OF	OPP. STRENGTH	TEAM	ADJ.	CONF.	ADJ CONF.
Average RPI Loss:	149	RECORD	PCT. RANK	GAMES	SCHEDULE	OF SCHEDULE	RPI	RPI	RPI	RPI
DIV. I ONLY	10- 19	266	3- 9	294	218	280	278	15	15	
DIV. I NON-CONF.	6- 4	126	0- 0	330	300	231	230	16	16	
TOTALS	RPI 1-25	RPI 26-50	W-L RECORDS	RPI 51-100	RPI 101-150	RPI 150+				
10- 19	0- 1	0- 2	OVERALL	0- 3	0- 2	10- 11				
6- 7	0- 1	0- 0	HOME	0- 2	0- 1	6- 3				
3- 11	0- 0	0- 2	AWAY	0- 1	0- 1	3- 7				
1- 1	0- 0	0- 0	NEUTRAL	0- 0	0- 0	1- 1				
6- 4	0- 0	0- 2	NON-CONFERENCE	0- 0	0- 2	6- 0				
3- 1	0- 0	0- 0	HOME	0- 0	0- 1	3- 0				
2- 3	0- 0	0- 2	AWAY	0- 0	0- 1	2- 0				
1- 0	0- 0	0- 0	NEUTRAL	0- 0	0- 0	1- 0				
4- 15	0- 1	0- 0	CONFERENCE	0- 3	0- 0	4- 11				
3- 6	0- 1	0- 0	HOME	0- 2	0- 0	3- 3				
1- 8	0- 0	0- 0	AWAY	0- 1	0- 0	1- 7				
0- 1	0- 0	0- 0	NEUTRAL	0- 0	0- 0	0- 1				

RPI 1-25	RPI 26-50	RPI 51-100	RPI 101+ Team's RPI: 278
RPI S Opponent Score	RPI S Opponent Score	RPI S Opponent Score	RPI S Opponent Score
23 Middle Tenn. 55 74	41 Tulane 52 86	56 UALR 46 75	107 Lamar 56 88
	42 TCU 44 65	56 UALR 54 71	139 UTEP 56 58
		82 Western Ky. 59 83	164 FIU 55 63
			167 Fla. Atlantic 60 77
			174 Denver 62 63
			174 Denver 56 62
			174 N Denver 57 69
			196 South Ala. 62 74
			213 Arkansas St. 56 77
			224 New Orleans 63 58
			224 New Orleans 51 58
			239 North Texas 49 69
			239 North Texas 63 58
			251 Troy 52 65
			251 Troy 69 67
			255 Northwestern St. 68 57
			300 La.-Lafayette 67 69
			300 La.-Lafayette 68 61
			323 Texas St. 54 48
			333 McNeese St. 62 51
			337 Nicholls St. 76 53
			341 N Youngstown St. 76 67
			345 Centenary (LA) 62 42
LAST 12 Division I GAMES:			
174 N Denver 57 69	82 Western Ky. 59 83		
239 North Texas 63 58	300 La.-Lafayette 68 61		
300 La.-Lafayette 67 69	251 Troy 52 65		
224 New Orleans 51 58	224 New Orleans 63 58		
56 UALR 46 75	23 Middle Tenn. 55 74		
213 Arkansas St. 56 77	174 Denver 56 62		

Non-Div I Games:

La.-Monroe

Loss, Non-Conf, S Site, Home Away N Neutral

Lafayette

Through Games Of Sunday, March 14, 2010

Average RPI Win:	271	WON-LOST	WINNING	LAST 12	STRENGTH OF	OPP. STRENGTH	TEAM	ADJ.	CONF.	ADJ CONF.
Average RPI Loss:	180	RECORD	PCT. RANK	GAMES	SCHEDULE	OF SCHEDULE	RPI	RPI	RPI	RPI
DIV. I ONLY	6- 23	317	2- 10	133	305	292	296	24	24	
DIV. I NON-CONF.	2- 12	319	0- 0	104	301	281	285	27	27	
TOTALS	RPI 1-25	RPI 26-50	W-L RECORDS	RPI 51-100	RPI 101-150	RPI 150+				
6- 23	0- 0	0- 2	OVERALL	0- 5	0- 4	6- 12				
3- 9	0- 0	0- 0	HOME	0- 3	0- 2	3- 4				
3- 12	0- 0	0- 2	AWAY	0- 2	0- 1	3- 7				
0- 2	0- 0	0- 0	NEUTRAL	0- 0	0- 1	0- 1				
2- 12	0- 0	0- 2	NON-CONFERENCE	0- 3	0- 1	2- 6				
0- 5	0- 0	0- 0	HOME	0- 2	0- 1	0- 2				
2- 6	0- 0	0- 2	AWAY	0- 1	0- 0	2- 3				
0- 1	0- 0	0- 0	NEUTRAL	0- 0	0- 0	0- 1				
4- 11	0- 0	0- 0	CONFERENCE	0- 2	0- 3	4- 6				
3- 4	0- 0	0- 0	HOME	0- 1	0- 1	3- 2				
1- 6	0- 0	0- 0	AWAY	0- 1	0- 1	1- 4				
0- 1	0- 0	0- 0	NEUTRAL	0- 0	0- 1	0- 0				

RPI S	Opponent	Score	RPI S	Opponent	Score	RPI S	Opponent	Score	RPI S	Opponent	Score	Team's RPI: 296
26	A Iowa St.	25 67	37	A James Madison	54 86	51	A Princeton	47 80	109	A American	31 53	
						62	A Lehigh	58 68	109	H American	47 68	
						62	H Lehigh	51 66	109	N American	49 77	
						64	H Liberty	55 90	134	H Long Island	65 78	
						72	H St. Bonaventure	38 58	175	A Fairfield	29 52	
									204	A Navy	42 62	
									204	H Navy	46 43	
									211	A Monmouth	58 55	
									245	A Bryant	47 56	
									262	A Holy Cross	43 39	
									262	H Holy Cross	47 50	
									273	H St. Peter's	38 61	
									276	A Fairleigh Dickinson	39 69	
									289	H Mt. St. Mary's	48 59	
									302	A Army	38 54	
									302	H Army	54 52	
									319	N UNC Asheville	43 50	
									320	A Bucknell	42 55	
									320	H Bucknell	60 54	
									322	A Colgate	57 60	
									322	H Colgate	63 71	
									329	A Penn	62 56	
LAST 12 Division I GAMES:												
109	N American	49 77	322	A Colgate	57 60							
109	H American	47 68	262	H Holy Cross	47 50							
302	H Army	54 52	109	A American	31 53							
62	A Lehigh	58 68	302	A Army	38 54							
320	H Bucknell	60 54	62	H Lehigh	51 66							
204	A Navy	42 62	320	A Bucknell	42 55							

Non-Div I Games:

Lafayette

Loss, Non-Conf, S Site, H Home A Away N Neutral

Average RPI Win: 245	WON-LOST	WINNING	LAST 12	STRENGTH OF	OPP. STRENGTH	TEAM	ADJ.	CONF.	ADJ CONF.
Average RPI Loss: 112	RECORD	PCT. RANK	GAMES	SCHEDULE	OF SCHEDULE	RPI	RPI	RPI	RPI
DIV. I ONLY	24- 7	31	9- 3	258	222	101	107	26	26
DIV. I NON-CONF.	8- 5	115	0- 1	224	150	136	137	26	25
TOTALS	RPI 1-25	RPI 26-50	W-L RECORDS	RPI 51-100	RPI 101-150	RPI 150+			
24- 7	0- 2	0- 0	OVERALL	0- 2	2- 1	22- 2			
11- 0	0- 0	0- 0	HOME	0- 0	1- 0	10- 0			
8- 7	0- 2	0- 0	AWAY	0- 2	0- 1	8- 2			
5- 0	0- 0	0- 0	NEUTRAL	0- 0	1- 0	4- 0			
8- 5	0- 2	0- 0	NON-CONFERENCE	0- 2	0- 0	8- 1			
3- 0	0- 0	0- 0	HOME	0- 0	0- 0	3- 0			
3- 5	0- 2	0- 0	AWAY	0- 2	0- 0	3- 1			
2- 0	0- 0	0- 0	NEUTRAL	0- 0	0- 0	2- 0			
16- 2	0- 0	0- 0	CONFERENCE	0- 0	2- 1	14- 1			
8- 0	0- 0	0- 0	HOME	0- 0	1- 0	7- 0			
5- 2	0- 0	0- 0	AWAY	0- 0	0- 1	5- 1			
3- 0	0- 0	0- 0	NEUTRAL	0- 0	1- 0	2- 0			

RPI 1-25				RPI 26-50				RPI 51-100				RPI 101+ Team's RPI: 107			
RPI	S	Opponent	Score	RPI	S	Opponent	Score	RPI	S	Opponent	Score	RPI	S	Opponent	Score
6	A	Texas A&M	57 90					58	A	Texas Tech	56 70	144	A	A&M-Corpus Christi	64 79
15	A	Baylor	65 87					95	A	Minnesota	45 84	144	H	A&M-Corpus Christi	69 63
												144	N	A&M-Corpus Christi	86 59
												159	H	Rice	82 66
												165	A	UTSA	66 63
												165	H	UTSA	69 60
												168	A	Stephen F. Austin	92 87
												171	N	Idaho	68 56
												200	A	Texas-Arlington	67 63
												200	H	Texas-Arlington	79 73
												200	N	Texas-Arlington	70 61
												221	A	Central Ark.	77 92
												246	A	Sam Houston St.	65 73
												246	H	Sam Houston St.	86 68
												255	H	Northwestern St.	84 67
												278	A	La.-Monroe	88 56
												285	H	UT Martin	84 54
												290	H	Southeastern La.	85 58
												290	N	Southeastern La.	88 64
												297	A	Grambling	62 60
												299	A	Alcorn St.	77 61
												299	H	Alcorn St.	94 62
												300	N	La.-Lafayette	66 58
												323	A	Texas St.	82 59
												323	H	Texas St.	85 71
												333	A	McNeese St.	68 65
LAST 12 Division I GAMES:															
				144	N	A&M-Corpus Christi	86 59					200	H	Texas-Arlington	79 73
				200	N	Texas-Arlington	70 61					255	H	Northwestern St.	84 67
				290	N	Southeastern La.	88 64					246	A	Sam Houston St.	65 73
				337	H	Nicholls St.	81 52					323	H	Texas St.	85 71
				144	A	A&M-Corpus Christi	64 79					168	A	Stephen F. Austin	92 87
				165	A	UTSA	66 63					221	A	Central Ark.	77 92

Non-Div I Games: LSU-Shreveport 88 41 Huston-Tillotson 111 52

Lamar

■ Loss,
 ■ Non-Conf, S Site,
 ■ Home
 ■ Away
 N Neutral

RPI	S	Opponent	Score
337	H	Nicholls St.	81 52

L
a
m
a
r

L
a
m
a
r

Lamar

Average RPI Win: 244		WON-LOST	WINNING	LAST 12	STRENGTH OF		OPP. STRENGTH	TEAM	ADJ.	CONF.	ADJ CONF.
Average RPI Loss: 60		RECORD	PCT. RANK	GAMES	SCHEDULE		OF SCHEDULE	RPI	RPI	RPI	RPI
DIV. I ONLY		29- 3	6	12- 0	287		250	61	62	24	24
DIV. I NON-CONF.		13- 2	21	0- 0	219		230	71	74	27	27
TOTALS		RPI 1-25	RPI 26-50		W-L RECORDS		RPI 51-100	RPI 101-150		RPI 150+	
29- 3	0- 1	0- 0		OVERALL		1- 1	4- 1		24- 0		
17- 0	0- 0	0- 0		HOME		1- 0	4- 0		12- 0		
11- 3	0- 1	0- 0		AWAY		0- 1	0- 1		11- 0		
1- 0	0- 0	0- 0		NEUTRAL		0- 0	0- 0		1- 0		
13- 2	0- 1	0- 0		NON-CONFERENCE		1- 1	2- 0		10- 0		
8- 0	0- 0	0- 0		HOME		1- 0	2- 0		5- 0		
5- 2	0- 1	0- 0		AWAY		0- 1	0- 0		5- 0		
0- 0	0- 0	0- 0		NEUTRAL		0- 0	0- 0		0- 0		
16- 1	0- 0	0- 0		CONFERENCE		0- 0	2- 1		14- 0		
9- 0	0- 0	0- 0		HOME		0- 0	2- 0		7- 0		
6- 1	0- 0	0- 0		AWAY		0- 0	0- 1		6- 0		
1- 0	0- 0	0- 0		NEUTRAL		0- 0	0- 0		1- 0		

[illegible]

Non-Div I Games:

Lehigh

■ Loss, ■ Non-Conf, S Site, H Home A Away N Neutral

RPI	S	Opponent	Score	
322	H	Colgate	80	49
329	A	Penn	66	51
331	A	Lipscomb	77	60

L
e
h
i
g
h

L
e
h
i
g
h

Lehigh

Liberty

Through Games Of Sunday, March 14, 2010

Average RPI Win:	238	WON-LOST	WINNING	LAST 12	STRENGTH OF	OPP. STRENGTH	TEAM	ADJ.	CONF.	ADJ CONF.
Average RPI Loss:	49	RECORD	PCT. RANK	GAMES	SCHEDULE	OF SCHEDULE	RPI	RPI	RPI	RPI
DIV. I ONLY	26- 5	16	11- 1	222	205	62	64	17	17	
DIV. I NON-CONF.	11- 3	48	2- 0	294	180	109	109	22	23	
TOTALS	RPI 1-25	RPI 26-50	W-L RECORDS	RPI 51-100	RPI 101-150	RPI 150+				
26- 5	0- 1	1- 1	OVERALL	1- 3	1- 0	23- 0				
12- 2	0- 0	0- 1	HOME	0- 1	1- 0	11- 0				
10- 3	0- 1	0- 0	AWAY	0- 2	0- 0	10- 0				
4- 0	0- 0	1- 0	NEUTRAL	1- 0	0- 0	2- 0				
11- 3	0- 1	1- 1	NON-CONFERENCE	0- 1	1- 0	9- 0				
6- 1	0- 0	0- 1	HOME	0- 0	1- 0	5- 0				
3- 2	0- 1	0- 0	AWAY	0- 1	0- 0	3- 0				
2- 0	0- 0	1- 0	NEUTRAL	0- 0	0- 0	1- 0				
15- 2	0- 0	0- 0	CONFERENCE	1- 2	0- 0	14- 0				
6- 1	0- 0	0- 0	HOME	0- 1	0- 0	6- 0				
7- 1	0- 0	0- 0	AWAY	0- 1	0- 0	7- 0				
2- 0	0- 0	0- 0	NEUTRAL	1- 0	0- 0	1- 0				

RPI S	Opponent	Score	RPI S	Opponent	Score	RPI S	Opponent	Score	RPI S	Opponent	Score
17 A	Virginia	54 63	37 H	James Madison	50 60	60 A	Gardner-Webb	65 70	138 H	N.C. A&T	57 51
			41 N	Tulane	63 52	60 H	Gardner-Webb	56 59	183 A	High Point	75 62
						60 N	Gardner-Webb	68 66	183 A	High Point	73 55
						69 A	Auburn	64 70	183 H	High Point	73 48
									199 A	Coastal Caro.	57 38
									199 H	Coastal Caro.	57 55
									204 A	Navy	55 43
									206 A	Charleston So.	65 52
									206 H	Charleston So.	66 56
									248 H	UNC Greensboro	60 42
									252 H	Longwood	78 55
									257 A	Winthrop	52 18
									257 H	Winthrop	67 38
									282 A	Radford	63 45
									282 H	Radford	66 33
									282 N	Radford	70 52
									295 H	N.C. Central	64 44
									296 A	Lafayette	90 55
									307 N	Cornell	70 40
									319 A	UNC Asheville	94 66
									319 H	UNC Asheville	82 40
									327 A	Presbyterian	55 40
									327 H	Presbyterian	73 27
									342 H	Winston-Salem	71 26

LAST 12 Division I GAMES:

60 N	Gardner-Webb	68	66	319 A	UNC Asheville	94	66
183 A	High Point	73	55	206 H	Charleston So.	66	56
282 N	Radford	70	52	199 H	Coastal Caro.	57	55
183 H	High Point	73	48	257 A	Winthrop	52	18
282 H	Radford	66	33	60 H	Gardner-Webb	56	59
327 A	Presbyterian	55	40	295 H	N.C. Central	64	44

Non-Div I Games: Glenville St. 86 45

Liberty

Loss, Non-Conf, S Site, H Home A Away N Neutral

Average RPI Win: 270	WON-LOST	WINNING	LAST 12	STRENGTH OF	OPP. STRENGTH	TEAM	ADJ.	CONF.	ADJ CONF.
Average RPI Loss: 213	RECORD	PCT. RANK	GAMES	SCHEDULE	OF SCHEDULE	RPI	RPI	RPI	RPI
DIV. I ONLY	5- 25	327	1- 11	269	318	330	331	27	27
DIV. I NON-CONF.	2- 12	319	0- 2	155	342	313	313	20	20
TOTALS	RPI 1-25	RPI 26-50	W-L RECORDS	RPI 51-100	RPI 101-150	RPI 150+			
5- 25	0- 0	0- 0	OVERALL	0- 5	0- 0	5- 20			
4- 11	0- 0	0- 0	HOME	0- 3	0- 0	4- 8			
0- 13	0- 0	0- 0	AWAY	0- 2	0- 0	0- 11			
1- 1	0- 0	0- 0	NEUTRAL	0- 0	0- 0	1- 1			
2- 12	0- 0	0- 0	NON-CONFERENCE	0- 3	0- 0	2- 9			
1- 6	0- 0	0- 0	HOME	0- 2	0- 0	1- 4			
0- 5	0- 0	0- 0	AWAY	0- 1	0- 0	0- 4			
1- 1	0- 0	0- 0	NEUTRAL	0- 0	0- 0	1- 1			
3- 13	0- 0	0- 0	CONFERENCE	0- 2	0- 0	3- 11			
3- 5	0- 0	0- 0	HOME	0- 1	0- 0	3- 4			
0- 8	0- 0	0- 0	AWAY	0- 1	0- 0	0- 7			
0- 0	0- 0	0- 0	NEUTRAL	0- 0	0- 0	0- 0			

RPI 1-25			RPI 26-50			RPI 51-100				RPI 101+			Team's RPI: 331				
RPI	S	Opponent	Score	RPI	S	Opponent	Score	RPI	S	Opponent	Score	RPI	S	Opponent	Score		
								62	H	Lehigh	60	77	161	A	Morehead St.	53	62
								87	A	East Tenn. St.	59	82	162	A	S.C. Upstate	58	88
								87	H	East Tenn. St.	65	76	162	H	S.C. Upstate	51	63
								98	A	Fla. Gulf Coast	45	64	176	H	Austin Peay	52	61
								98	H	Fla. Gulf Coast	47	67	196	H	South Ala.	50	61
													205	A	Mercer	59	69
													205	H	Mercer	70	76
													221	H	Central Ark.	68	60
													232	A	Belmont	53	66
													232	H	Belmont	74	68
													250	A	North Florida	64	75
													250	H	North Florida	48	70
													256	A	Kennesaw St.	52	70
													256	H	Kennesaw St.	64	56
													269	A	Campbell	58	60
													269	H	Campbell	80	88
													270	A	Tennessee Tech	65	73
													280	A	Jacksonville	48	66
													280	H	Jacksonville	43	62
													301	A	Tennessee St.	69	72
													304	H	Evansville	69	74
													314	A	Stetson	45	56
													314	H	Stetson	79	60
													327	N	Presbyterian	52	45
													342	N	Winston-Salem	63	76
LAST 12 Division I GAMES:																	
				205	H	Mercer	70	76		250	H	North Florida	48	70			
				256	H	Kennesaw St.	64	56		269	A	Campbell	58	60			
				314	A	Stetson	45	56		87	A	East Tenn. St.	59	82			
				98	A	Fla. Gulf Coast	45	64		232	A	Belmont	53	66			
				162	A	S.C. Upstate	58	88		269	H	Campbell	80	88			
				280	H	Jacksonville	43	62		87	H	East Tenn. St.	65	76			

Non-Div I Games:

Lipscomb

■ Loss,
 ■ Non-Conf, S Site,
 ■ Home
 ■ Away
 N Neutral

Average RPI Win: 233		WON-LOST	WINNING	LAST 12	STRENGTH OF	OPP. STRENGTH	TEAM	ADJ.	CONF.	ADJ CONF.
Average RPI Loss: 166		RECORD	PCT. RANK	GAMES	SCHEDULE	OF SCHEDULE	RPI	RPI	RPI	RPI
DIV. I ONLY		13- 17	205	6- 6	235	219	228	230	25	25
DIV. I NON-CONF.		4- 9	256	0- 1	140	119	223	219	21	22
TOTALS		RPI 1-25	RPI 26-50	W-L RECORDS	RPI 51-100	RPI 101-150	RPI 150+			
13- 17	0- 0		0- 1	OVERALL	0- 4	0- 0	13- 12			
7- 7	0- 0		0- 1	HOME	0- 1	0- 0	7- 5			
4- 9	0- 0		0- 0	AWAY	0- 3	0- 0	4- 6			
2- 1	0- 0		0- 0	NEUTRAL	0- 0	0- 0	2- 1			
4- 9	0- 0		0- 1	NON-CONFERENCE	0- 4	0- 0	4- 4			
2- 4	0- 0		0- 1	HOME	0- 1	0- 0	2- 2			
0- 5	0- 0		0- 0	AWAY	0- 3	0- 0	0- 2			
2- 0	0- 0		0- 0	NEUTRAL	0- 0	0- 0	2- 0			
9- 8	0- 0		0- 0	CONFERENCE	0- 0	0- 0	9- 8			
5- 3	0- 0		0- 0	HOME	0- 0	0- 0	5- 3			
4- 4	0- 0		0- 0	AWAY	0- 0	0- 0	4- 4			
0- 1	0- 0		0- 0	NEUTRAL	0- 0	0- 0	0- 1			

[illegible]

Non-Div I Games:

Long Beach St.

Loss, Non-Conf, S Site, H Home A Away N Neutral

Long Island

Through Games Of Sunday, March 14, 2010

Average RPI Win:	266	WON-LOST	WINNING	LAST 12	STRENGTH OF	OPP. STRENGTH	TEAM	ADJ.	CONF.	ADJ CONF.
Average RPI Loss:	114	RECORD	PCT. RANK	GAMES	SCHEDULE	OF SCHEDULE	RPI	RPI	RPI	RPI
DIV. I ONLY	22- 10	60	10- 2	253	255	132	134	22	23	
DIV. I NON-CONF.	8- 5	115	1- 0	180	226	127	128	25	26	
TOTALS	RPI 1-25	RPI 26-50	W-L RECORDS	RPI 51-100	RPI 101-150	RPI 150+				
22- 10	0- 1	0- 2	OVERALL	0- 0	0- 3	22- 4				
10- 6	0- 0	0- 1	HOME	0- 0	0- 2	10- 3				
9- 4	0- 1	0- 1	AWAY	0- 0	0- 1	9- 1				
3- 0	0- 0	0- 0	NEUTRAL	0- 0	0- 0	3- 0				
8- 5	0- 1	0- 2	NON-CONFERENCE	0- 0	0- 1	8- 1				
4- 3	0- 0	0- 1	HOME	0- 0	0- 1	4- 1				
3- 2	0- 1	0- 1	AWAY	0- 0	0- 0	3- 0				
1- 0	0- 0	0- 0	NEUTRAL	0- 0	0- 0	1- 0				
14- 5	0- 0	0- 0	CONFERENCE	0- 0	0- 2	14- 3				
6- 3	0- 0	0- 0	HOME	0- 0	0- 1	6- 2				
6- 2	0- 0	0- 0	AWAY	0- 0	0- 1	6- 1				
2- 0	0- 0	0- 0	NEUTRAL	0- 0	0- 0	2- 0				

RPI S	Opponent	Score	RPI S	Opponent	Score	RPI S	Opponent	Score	RPI S	Opponent	Score	Team's RPI: 134
20	A St. John's (NY)	64 78	32	H Georgia Tech	56 73				111	H Columbia	62 64	
			41	A Tulane	59 82				114	A Robert Morris	46 56	
									114	H Robert Morris	65 76	
									152	A St. Francis (PA)	80 91	
									152	H St. Francis (PA)	69 82	
									152	H St. Francis (PA)	68 77	
									158	A Sacred Heart	66 56	
									209	N North Dakota	83 62	
									211	H Monmouth	68 55	
									216	A Howard	71 66	
									240	A Quinnipiac	66 54	
									240	N Quinnipiac	70 63	
									245	A Bryant	84 76	
									245	H Bryant	73 54	
									247	H La Salle	73 77	
									263	H Md.-East. Shore	81 71	
									267	H Brown	68 55	
									276	H Fairleigh Dickinson	66 65	
									277	A Central Conn. St.	73 61	
									277	H Central Conn. St.	67 60	
									277	N Central Conn. St.	61 55	
									287	A Wagner	74 60	
									287	H Wagner	67 60	
									289	A Mt. St. Mary's	62 59	
									289	H Mt. St. Mary's	59 48	
									296	A Lafayette	78 65	
LAST 12 Division I GAMES:												
152	H St. Francis (PA)	68 77	276	H Fairleigh Dickinson	66 65							
277	N Central Conn. St.	61 55	240	A Quinnipiac	66 54							
240	N Quinnipiac	70 63	158	A Sacred Heart	66 56							
245	A Bryant	84 76	340	H St. Francis (NY)	67 57							
277	A Central Conn. St.	73 61	340	A St. Francis (NY)	66 39							
211	H Monmouth	68 55	152	A St. Francis (PA)	80 91							

Non-Div I Games:

Long Island

Loss, Non-Conf, S Site, H Home A Away N Neutral

RPI	S	Opponent	Score	
328	H	Delaware St.	66	34
340	A	St. Francis (NY)	66	39
340	H	St. Francis (NY)	67	57

L
o
n
g
I
s
l
a
n
d

L
o
n
g
I
s
l
a
n
d

Long Island

Average RPI Win: 284		WON-LOST	WINNING	LAST 12	STRENGTH OF		OPP. STRENGTH	TEAM	ADJ.	CONF.	ADJ CONF.
Average RPI Loss: 153		RECORD	PCT. RANK	GAMES	SCHEDULE		OF SCHEDULE	RPI	RPI	RPI	RPI
DIV. I ONLY		9- 20	276	5- 7	142		273	252	252	31	31
DIV. I NON-CONF.		6- 16	271	2- 4	96		272	224	229	30	30
TOTALS		RPI 1-25	RPI 26-50		W-L RECORDS		RPI 51-100	RPI 101-150		RPI 150+	
9- 20	0- 2	0- 3		OVERALL		0- 3	0- 2		9- 10		
7- 5	0- 0	0- 1		HOME		0- 1	0- 1		7- 2		
2- 15	0- 2	0- 2		AWAY		0- 2	0- 1		2- 8		
0- 0	0- 0	0- 0		NEUTRAL		0- 0	0- 0		0- 0		
6- 16	0- 2	0- 3		NON-CONFERENCE		0- 2	0- 2		6- 7		
5- 3	0- 0	0- 1		HOME		0- 0	0- 1		5- 1		
1- 13	0- 2	0- 2		AWAY		0- 2	0- 1		1- 6		
0- 0	0- 0	0- 0		NEUTRAL		0- 0	0- 0		0- 0		
3- 4	0- 0	0- 0		CONFERENCE		0- 1	0- 0		3- 3		
2- 2	0- 0	0- 0		HOME		0- 1	0- 0		2- 1		
1- 2	0- 0	0- 0		AWAY		0- 0	0- 0		1- 2		
0- 0	0- 0	0- 0		NEUTRAL		0- 0	0- 0		0- 0		

RPI 1-25					RPI 26-50					RPI 51-100					RPI 101+					Team's RPI: 252	
RPI	S	Opponent	Score		RPI	S	Opponent	Score		RPI	S	Opponent	Score		RPI	S	Opponent	Score			
10	A	West Virginia	43	74	37	A	James Madison	67	85	60	A	Gardner-Webb	58	72	108	H	VCU	64	84		
17	A	Virginia	40	81	41	A	Tulane	58	73	64	A	Liberty	55	78	115	A	Virginia Tech	55	77		
					46	H	Maryland	40	85	98	H	Fla. Gulf Coast	71	74	161	H	Morehead St.	62	68		
															162	H	S.C. Upstate	59	71		
															183	A	High Point	76	68		
															189	A	Davidson	53	69		
															224	A	New Orleans	52	70		
															251	A	Troy	57	74		
															251	H	Troy	76	70		
															256	A	Kennesaw St.	61	72		
															257	H	Winthrop	62	51		
															269	A	Campbell	70	82		
															269	H	Campbell	72	55		
															295	A	N.C. Central	66	74		
															295	H	N.C. Central	67	43		
															305	H	Tex.-Pan American	72	62		
															321	A	Seattle	51	60		
															330	A	Savannah St.	60	36		
															330	H	Savannah St.	79	48		
															336	A	Utah Valley	60	75		
															336	H	Utah Valley	73	51		
LAST 12 Division I GAMES:																					
					98	H	Fla. Gulf Coast	71	74	251	H	Troy	76	70							
					295	H	N.C. Central	67	43	46	H	Maryland	40	85							
					295	A	N.C. Central	66	74	257	H	Winthrop	62	51							
					330	A	Savannah St.	60	36	321	A	Seattle	51	60							
					17	A	Virginia	40	81	336	A	Utah Valley	60	75							
					330	H	Savannah St.	79	48	64	A	Liberty	55	78							

Non-Div I Games:

Longwood

Loss, Non-Conf, S Site, H Home A Away N Neutral

Average RPI Win:	196	WON-LOST	WINNING	LAST 12	STRENGTH OF	OPP. STRENGTH	TEAM	ADJ.	CONF.	ADJ CONF.
Average RPI Loss:	81	RECORD	PCT. RANK	GAMES	SCHEDULE	OF SCHEDULE	RPI	RPI	RPI	RPI
DIV. I ONLY	23- 8	39	10- 2	168	131	76	76	12	12	
DIV. I NON-CONF.	9- 3	60	0- 0	218	177	95	93	12	12	
TOTALS	RPI 1-25	RPI 26-50	W-L RECORDS	RPI 51-100	RPI 101-150	RPI 150+				
23- 8	0- 1	1- 4	OVERALL	1- 0	4- 2	17- 1				
9- 4	0- 0	0- 3	HOME	0- 0	3- 0	6- 1				
11- 4	0- 1	0- 1	AWAY	1- 0	1- 2	9- 0				
3- 0	0- 0	1- 0	NEUTRAL	0- 0	0- 0	2- 0				
9- 3	0- 1	0- 2	NON-CONFERENCE	1- 0	1- 0	7- 0				
3- 2	0- 0	0- 2	HOME	0- 0	1- 0	2- 0				
5- 1	0- 1	0- 0	AWAY	1- 0	0- 0	4- 0				
1- 0	0- 0	0- 0	NEUTRAL	0- 0	0- 0	1- 0				
14- 5	0- 0	1- 2	CONFERENCE	0- 0	3- 2	10- 1				
6- 2	0- 0	0- 1	HOME	0- 0	2- 0	4- 1				
6- 3	0- 0	0- 1	AWAY	0- 0	1- 2	5- 0				
2- 0	0- 0	1- 0	NEUTRAL	0- 0	0- 0	1- 0				

RPI S	Opponent	Score	RPI S	Opponent	Score	RPI S	Opponent	Score	RPI S	Opponent	Score
15 A	Baylor	67 77	29 H	LSU	74 77	82 A	Western Ky.	63 52	127 A	Nevada	80 77
			35 A	Fresno St.	61 71				127 A	Nevada	56 69
			35 H	Fresno St.	78 81				127 H	Nevada	69 56
			35 N	Fresno St.	68 66				137 H	Memphis	86 76
			45 H	Mississippi St.	68 72				150 A	Boise St.	65 74
									150 H	Boise St.	75 53
									153 A	New Mexico St.	62 55
									153 H	New Mexico St.	78 64
									165 A	UTSA	82 72
									168 N	Stephen F. Austin	65 61
									171 A	Idaho	63 56
									171 H	Idaho	74 71
									188 A	Hawaii	79 71
									188 H	Hawaii	75 62
									212 A	Utah St.	74 54
									212 H	Utah St.	66 69
									212 N	Utah St.	82 65
									213 A	Arkansas St.	71 59
									226 A	Southern Miss.	76 68
									303 A	San Jose St.	92 48
									303 H	San Jose St.	81 66
									333 H	McNeese St.	94 61
									337 A	Nicholls St.	90 50
									345 H	Centenary (LA)	88 41
LAST 12 Division I GAMES:											
35 N	Fresno St.	68 66	35 H	Fresno St.	78 81						
127 A	Nevada	80 77	188 A	Hawaii	79 71						
212 N	Utah St.	82 65	153 A	New Mexico St.	62 55						
150 A	Boise St.	65 74	303 H	San Jose St.	81 66						
171 A	Idaho	63 56	212 A	Utah St.	74 54						
127 H	Nevada	69 56	150 H	Boise St.	75 53						

Non-Div I Games:

Louisiana Tech

Louisville

Through Games Of Sunday, March 14, 2010

Average RPI Win:	149	WON-LOST	WINNING	LAST 12	STRENGTH OF	OPP. STRENGTH	TEAM	ADJ.	CONF.	ADJ CONF.
Average RPI Loss:	46	RECORD	PCT. RANK	GAMES	SCHEDULE	OF SCHEDULE	RPI	RPI	RPI	RPI
DIV. I ONLY	14- 17	197	4- 8	19	38	79	78	3	3	
DIV. I NON-CONF.	8- 5	115	0- 0	28	59	62	60	5	5	
TOTALS	RPI 1-25	RPI 26-50	W-L RECORDS	RPI 51-100	RPI 101-150	RPI 150+				
14- 17	0- 10	1- 2	OVERALL	5- 2	3- 2	5- 1				
7- 6	0- 3	0- 0	HOME	3- 1	1- 2	3- 0				
4- 10	0- 6	1- 2	AWAY	0- 1	1- 0	2- 1				
3- 1	0- 1	0- 0	NEUTRAL	2- 0	1- 0	0- 0				
8- 5	0- 3	1- 1	NON-CONFERENCE	2- 0	1- 0	4- 1				
4- 1	0- 1	0- 0	HOME	1- 0	0- 0	3- 0				
2- 4	0- 2	1- 1	AWAY	0- 0	0- 0	1- 1				
2- 0	0- 0	0- 0	NEUTRAL	1- 0	1- 0	0- 0				
6- 12	0- 7	0- 1	CONFERENCE	3- 2	2- 2	1- 0				
3- 5	0- 2	0- 0	HOME	2- 1	1- 2	0- 0				
2- 6	0- 4	0- 1	AWAY	0- 1	1- 0	1- 0				
1- 1	0- 1	0- 0	NEUTRAL	1- 0	0- 0	0- 0				

RPI S	Opponent	Score	RPI S	Opponent	Score	RPI S	Opponent	Score	RPI S	Opponent	Score
1 H	Connecticut	38 84	27 A	Hartford	50 62	55 N	Old Dominion	82 75	103 H	South Fla.	60 63
3 A	Tennessee	56 86	31 A	DePaul	70 76	57 H	Marquette	77 61	117 N	UNI	81 53
7 H	Notre Dame	60 78	40 A	Dayton	65 63	67 H	Syracuse	58 64	125 H	Villanova	53 50
7 N	Notre Dame	52 89				71 H	Utah	60 55	128 A	Cincinnati	63 49
10 A	West Virginia	66 72				81 H	Providence	67 48	128 H	Cincinnati	68 74
18 A	Georgetown	56 60				96 A	Pittsburgh	69 72	191 A	Seton Hall	72 49
19 A	Kentucky	67 101				96 N	Pittsburgh	79 71	197 A	Central Mich.	75 84
20 A	St. John's (NY)	56 91							235 H	IPFW	91 62
23 H	Middle Tenn.	84 94							270 H	Tennessee Tech	84 54
24 A	Rutgers	52 72							275 A	New Hampshire	76 67
									339 H	IUPUI	88 58
LAST 12 Division I GAMES:											
7 N	Notre Dame	52 89	96 A	Pittsburgh	69 72						
96 N	Pittsburgh	79 71	20 A	St. John's (NY)	56 91						
24 A	Rutgers	52 72	1 H	Connecticut	38 84						
103 H	South Fla.	60 63	128 H	Cincinnati	68 74						
191 A	Seton Hall	72 49	10 A	West Virginia	66 72						
57 H	Marquette	77 61	125 H	Villanova	53 50						

Non-Div I Games:

Louisville

■ Loss,
 ■ Non-Conf,
 ■ S Site,
 ■ H Home
 ■ A Away
 N Neutral

Average RPI Win:	232	WON-LOST	WINNING	LAST 12	STRENGTH OF	OPP. STRENGTH	TEAM	ADJ.	CONF.	ADJ CONF.
Average RPI Loss:	163	RECORD	PCT. RANK	GAMES	SCHEDULE	OF SCHEDULE	RPI	RPI	RPI	RPI
DIV. I ONLY	14- 15	177	5- 7	295	196	224	227	20	19	
DIV. I NON-CONF.	5- 5	160	0- 0	310	200	239	240	18	18	
TOTALS	RPI 1-25	RPI 26-50	W-L RECORDS	RPI 51-100	RPI 101-150	RPI 150+				
14- 15	0- 0	0- 1	OVERALL	1- 2	2- 5	11- 7				
8- 5	0- 0	0- 0	HOME	1- 0	1- 2	6- 3				
6- 10	0- 0	0- 1	AWAY	0- 2	1- 3	5- 4				
0- 0	0- 0	0- 0	NEUTRAL	0- 0	0- 0	0- 0				
5- 5	0- 0	0- 1	NON-CONFERENCE	0- 1	0- 0	5- 3				
3- 1	0- 0	0- 0	HOME	0- 0	0- 0	3- 1				
2- 4	0- 0	0- 1	AWAY	0- 1	0- 0	2- 2				
0- 0	0- 0	0- 0	NEUTRAL	0- 0	0- 0	0- 0				
9- 10	0- 0	0- 0	CONFERENCE	1- 1	2- 5	6- 4				
5- 4	0- 0	0- 0	HOME	1- 0	1- 2	3- 2				
4- 6	0- 0	0- 0	AWAY	0- 1	1- 3	3- 2				
0- 0	0- 0	0- 0	NEUTRAL	0- 0	0- 0	0- 0				

RPI 1-25	RPI 26-50	RPI 51-100	RPI 101+	Team's RPI: 227
RPI S Opponent Score	RPI S Opponent Score	RPI S Opponent Score	RPI S Opponent Score	Score
	31 A DePaul 30 73	70 A Green Bay 49 72	101 A Butler 53 72	
		70 H Green Bay 65 63	101 H Butler 46 73	
		97 A Northwestern 58 85	123 A Cleveland St. 74 64	
			123 H Cleveland St. 66 63	
			131 A Detroit 62 75	
			131 A Detroit 50 53	
			131 H Detroit 56 63	
			156 A Wichita St. 54 62	
			197 A Central Mich. 65 61	
			208 A Ill.-Chicago 67 64	
			208 H Ill.-Chicago 66 70	
			217 H Niagara 65 62	
			228 A Wright St. 63 56	
			228 H Wright St. 77 68	
			249 A Milwaukee 51 60	
			249 H Milwaukee 66 80	
			253 A Western Mich. 80 87	
			254 H Northern Ill. 65 75	
			265 H SIU Edwardsville 85 66	
			286 A Valparaiso 39 48	
			286 H Valparaiso 62 61	
			292 A Western Ill. 48 27	
			322 H Colgate 86 57	
			341 A Youngstown St. 63 59	
			341 H Youngstown St. 75 49	
LAST 12 Division I GAMES:				
131 A Detroit 62 75	228 H Wright St. 77 68			
101 H Butler 46 73	131 H Detroit 56 63			
286 H Valparaiso 62 61	123 A Cleveland St. 74 64			
208 A Ill.-Chicago 67 64	341 A Youngstown St. 63 59			
70 A Green Bay 49 72	208 H Ill.-Chicago 66 70			
249 A Milwaukee 51 60	249 H Milwaukee 66 80			

Non-Div I Games: St. Xavier 69 64

Loyola (IL)

■ Loss,
 ■ Non-Conf,
 ■ S Site,
 ■ H Home
 ■ A Away
 N Neutral

Average RPI Win: 258		WON-LOST	WINNING	LAST 12	STRENGTH OF	OPP. STRENGTH	TEAM	ADJ.	CONF.	ADJ CONF.
Average RPI Loss: 166		RECORD	PCT. RANK	GAMES	SCHEDULE	OF SCHEDULE	RPI	RPI	RPI	RPI
DIV. I ONLY		14- 16	184	5- 7	265	237	226	233	21	21
DIV. I NON-CONF.		5- 6	184	0- 0	279	209	234	235	23	24
TOTALS		RPI 1-25	RPI 26-50	W-L RECORDS	RPI 51-100	RPI 101-150	RPI 150+			
14- 16	0- 0		0- 4	OVERALL	0- 0	0- 2	14- 10			
6- 5	0- 0		0- 1	HOME	0- 0	0- 0	6- 4			
7- 8	0- 0		0- 2	AWAY	0- 0	0- 1	7- 5			
1- 3	0- 0		0- 1	NEUTRAL	0- 0	0- 1	1- 1			
5- 6	0- 0		0- 2	NON-CONFERENCE	0- 0	0- 2	5- 2			
2- 0	0- 0		0- 0	HOME	0- 0	0- 0	2- 0			
2- 4	0- 0		0- 1	AWAY	0- 0	0- 1	2- 2			
1- 2	0- 0		0- 1	NEUTRAL	0- 0	0- 1	1- 0			
9- 10	0- 0		0- 2	CONFERENCE	0- 0	0- 0	9- 8			
4- 5	0- 0		0- 1	HOME	0- 0	0- 0	4- 4			
5- 4	0- 0		0- 1	AWAY	0- 0	0- 0	5- 3			
0- 1	0- 0		0- 0	NEUTRAL	0- 0	0- 0	0- 1			

RPI 1-25					
RPI	S	Opponent	Score		
41	N	Tulane	43	58	
46	A	Maryland	56	69	
49	A	Marist	60	63	
49	H	Marist	60	70	
LAST 12 Division I GAMES:					
175	N	Fairfield	56	70	
260	H	Siena	68	50	
214	A	Manhattan	45	41	
217	H	Niagara	71	63	
49	H	Marist	60	70	
169	H	Iona	70	72	
RPI 26-50					
RPI	S	Opponent	Score		
41	N	Tulane	43	58	
46	A	Maryland	56	69	
49	A	Marist	60	63	
49	H	Marist	60	70	
LAST 12 Division I GAMES:					
175	N	Fairfield	56	70	
260	H	Siena	68	50	
214	A	Manhattan	45	41	
217	H	Niagara	71	63	
49	H	Marist	60	70	
169	H	Iona	70	72	
RPI 51-100					
RPI	S	Opponent	Score		
104	N	Drexel	58	69	
135	A	Towson	66	68	
169	A	Iona	71	59	
169	H	Iona	70	72	
175	A	Fairfield	57	60	
175	H	Fairfield	58	63	
175	N	Fairfield	56	70	
198	H	UMBC	81	74	
204	A	Navy	57	67	
214	A	Manhattan	45	41	
214	H	Manhattan	74	57	
217	A	Niagara	56	61	
217	H	Niagara	71	63	
247	A	La Salle	69	55	
258	A	Canisius	72	71	
258	H	Canisius	67	73	
260	A	Siena	33	59	
260	H	Siena	68	50	
273	A	St. Peter's	69	59	
273	H	St. Peter's	53	57	
289	A	Mt. St. Mary's	48	45	
302	H	Army	63	48	
306	N	San Francisco	60	51	
320	A	Bucknell	60	67	
332	A	Rider	68	65	
332	H	Rider	64	50	
Team's RPI: 233					

Non-Div I Games:

Loyola (MD)

Loss, Non-Conf, S Site, H Home A Away N Neutral

Average RPI Win:	256	WON-LOST	WINNING	LAST 12	STRENGTH OF	OPP. STRENGTH	TEAM	ADJ.	CONF.	ADJ CONF.
Average RPI Loss:	95	RECORD	PCT. RANK	GAMES	SCHEDULE	OF SCHEDULE	RPI	RPI	RPI	RPI
DIV. I ONLY	13- 17	205	4- 8	158	135	189	193	13	13	
DIV. I NON-CONF.	7- 7	160	0- 0	158	130	150	152	13	13	
TOTALS	RPI 1-25	RPI 26-50	W-L RECORDS	RPI 51-100	RPI 101-150	RPI 150+				
13- 17	0- 1	0- 3	OVERALL	0- 8	0- 1	13- 4				
5- 9	0- 0	0- 2	HOME	0- 3	0- 1	5- 3				
7- 7	0- 1	0- 1	AWAY	0- 4	0- 0	7- 1				
1- 1	0- 0	0- 0	NEUTRAL	0- 1	0- 0	1- 0				
7- 7	0- 1	0- 1	NON-CONFERENCE	0- 3	0- 1	7- 1				
3- 4	0- 0	0- 1	HOME	0- 1	0- 1	3- 1				
4- 3	0- 1	0- 0	AWAY	0- 2	0- 0	4- 0				
0- 0	0- 0	0- 0	NEUTRAL	0- 0	0- 0	0- 0				
6- 10	0- 0	0- 2	CONFERENCE	0- 5	0- 0	6- 3				
2- 5	0- 0	0- 1	HOME	0- 2	0- 0	2- 2				
3- 4	0- 0	0- 1	AWAY	0- 2	0- 0	3- 1				
1- 1	0- 0	0- 0	NEUTRAL	0- 1	0- 0	1- 0				

RPI	S	Opponent	Score	RPI	S	Opponent	Score	RPI	S	Opponent	Score	RPI	S	Opponent	Score	Team's RPI: 193
22	A	UCLA	52 73	30	A	Gonzaga	40 73	52	H	San Diego St.	54 75	103	H	South Fla.	71 77	
				30	H	Gonzaga	77 91	68	A	SMU	58 78	170	A	Portland	71 58	
				35	H	Fresno St.	68 82	73	A	St. Mary's (CA)	63 72	170	H	Portland	91 94	
								73	H	St. Mary's (CA)	64 67	182	H	Cal Poly	80 63	
								74	A	New Mexico	55 74	185	A	San Diego	60 69	
								86	A	Pepperdine	65 82	185	H	San Diego	68 71	
								86	H	Pepperdine	62 72	194	A	UC Santa Barbara	65 40	
								86	N	Pepperdine	51 60	220	H	St. Louis	87 61	
												230	A	Long Beach St.	75 70	
												238	A	Cal St. Fullerton	66 64	
												261	H	UC Irvine	62 65	
												274	A	Santa Clara	60 56	
												274	H	Santa Clara	73 61	
												303	A	San Jose St.	66 47	
												306	A	San Francisco	63 55	
												306	H	San Francisco	58 48	
												306	N	San Francisco	61 54	
												321	H	Seattle	74 68	
LAST 12 Division I GAMES:																
				86	N	Pepperdine	51 60	306	H	San Francisco	58 48					
				306	N	San Francisco	61 54	274	H	Santa Clara	73 61					
				73	H	St. Mary's (CA)	64 67	86	H	Pepperdine	62 72					
				185	H	San Diego	68 71	73	A	St. Mary's (CA)	63 72					
				170	A	Portland	71 58	185	A	San Diego	60 69					
				30	A	Gonzaga	40 73	30	H	Gonzaga	77 91					

Non-Div I Games:

Loyola Marymount

■ Loss,
■ Non-Conf,
■ S Site,
■ H Home
■ A Away
N Neutral

Average RPI Win:	247	WON-LOST	WINNING	LAST 12	STRENGTH OF	OPP. STRENGTH	TEAM	ADJ.	CONF.	ADJ CONF.
Average RPI Loss:	154	RECORD	PCT. RANK	GAMES	SCHEDULE	OF SCHEDULE	RPI	RPI	RPI	RPI
DIV. I ONLY	8- 21	294	3- 9	173	175	264	266	14	14	
DIV. I NON-CONF.	4- 8	240	0- 0	118	228	208	213	14	14	
TOTALS	RPI 1-25	RPI 26-50	W-L RECORDS	RPI 51-100	RPI 101-150	RPI 150+				
8- 21	0- 2	0- 4	OVERALL	0- 1	0- 3	8- 11				
4- 9	0- 1	0- 2	HOME	0- 1	0- 1	4- 4				
3- 11	0- 1	0- 2	AWAY	0- 0	0- 2	3- 6				
1- 1	0- 0	0- 0	NEUTRAL	0- 0	0- 0	1- 1				
4- 8	0- 2	0- 0	NON-CONFERENCE	0- 1	0- 1	4- 4				
2- 3	0- 1	0- 0	HOME	0- 1	0- 0	2- 1				
1- 5	0- 1	0- 0	AWAY	0- 0	0- 1	1- 3				
1- 0	0- 0	0- 0	NEUTRAL	0- 0	0- 0	1- 0				
4- 13	0- 0	0- 4	CONFERENCE	0- 0	0- 2	4- 7				
2- 6	0- 0	0- 2	HOME	0- 0	0- 1	2- 3				
2- 6	0- 0	0- 2	AWAY	0- 0	0- 1	2- 3				
0- 1	0- 0	0- 0	NEUTRAL	0- 0	0- 0	0- 1				

RPI 1-25				RPI 26-50				RPI 51-100				RPI 101+ Team's RPI: 266			
RPI	S	Opponent	Score	RPI	S	Opponent	Score	RPI	S	Opponent	Score	RPI	S	Opponent	Score
5	H	Duke	34 75	27	A	Hartford	39 76	99	H	Delaware	50 52	118	A	Harvard	56 72
10	A	West Virginia	32 88	27	H	Hartford	32 59					132	A	Boston U.	49 56
				39	A	Vermont	49 80					132	H	Boston U.	65 71
				39	H	Vermont	44 64					165	A	UTSA	71 79
												168	N	Stephen F. Austin	87 84
												198	A	UMBC	45 57
												198	H	UMBC	52 61
												207	A	Massachusetts	65 49
												225	A	Binghamton	62 72
												225	H	Binghamton	55 51
												231	A	Stony Brook	47 59
												231	H	Stony Brook	59 64
												240	A	Quinnipiac	59 68
												262	H	Holy Cross	59 61
												268	A	Albany (NY)	61 58
												268	H	Albany (NY)	57 62
												275	A	New Hampshire	65 61
												275	H	New Hampshire	69 61
												275	N	New Hampshire	50 65
												277	H	Central Conn. St.	61 58
												283	H	Buffalo	58 53
												318	A	NJIT	50 63
LAST 12 Division I GAMES:															
275	N	New Hampshire	50 65	198	A	UMBC	45 57								
268	H	Albany (NY)	57 62	39	H	Vermont	44 64								
225	A	Binghamton	62 72	132	A	Boston U.	49 56								
275	H	New Hampshire	69 61	268	A	Albany (NY)	61 58								
231	A	Stony Brook	47 59	225	H	Binghamton	55 51								
27	H	Hartford	32 59	27	A	Hartford	39 76								

Non-Div I Games:

Maine

■ Loss,
 ■ Non-Conf,
 S Site,
 ■ Home
 ■ Away
 N Neutral

Average RPI Win:	248	WON-LOST	WINNING	LAST 12	STRENGTH OF	OPP. STRENGTH	TEAM	ADJ.	CONF.	ADJ CONF.
Average RPI Loss:	178	RECORD	PCT. RANK	GAMES	SCHEDULE	OF SCHEDULE	RPI	RPI	RPI	RPI
DIV. I ONLY	15- 15	165	7- 5	252	264	211	214	21	21	
DIV. I NON-CONF.	5- 6	184	0- 0	235	282	216	222	23	24	
TOTALS	RPI 1-25	RPI 26-50	W-L RECORDS	RPI 51-100	RPI 101-150	RPI 150+				
15- 15	0- 1	1- 2	OVERALL	0- 0	0- 2	14- 10				
11- 4	0- 0	1- 0	HOME	0- 0	0- 1	10- 3				
4- 10	0- 1	0- 2	AWAY	0- 0	0- 1	4- 6				
0- 1	0- 0	0- 0	NEUTRAL	0- 0	0- 0	0- 1				
5- 6	0- 1	0- 1	NON-CONFERENCE	0- 0	0- 2	5- 2				
4- 2	0- 0	0- 0	HOME	0- 0	0- 1	4- 1				
1- 4	0- 1	0- 1	AWAY	0- 0	0- 1	1- 1				
0- 0	0- 0	0- 0	NEUTRAL	0- 0	0- 0	0- 0				
10- 9	0- 0	1- 1	CONFERENCE	0- 0	0- 0	9- 8				
7- 2	0- 0	1- 0	HOME	0- 0	0- 0	6- 2				
3- 6	0- 0	0- 1	AWAY	0- 0	0- 0	3- 5				
0- 1	0- 0	0- 0	NEUTRAL	0- 0	0- 0	0- 1				

RPI 1-25				RPI 26-50				RPI 51-100				RPI 101+ Team's RPI: 214			
RPI	S	Opponent	Score	RPI	S	Opponent	Score	RPI	S	Opponent	Score	RPI	S	Opponent	Score
17	A	Virginia	68 86	39	A	Vermont	59 78					111	A	Columbia	66 69
				49	A	Marist	44 55					120	H	Hofstra	65 73
				49	H	Marist	65 62					158	A	Sacred Heart	45 64
												169	A	Iona	53 64
												169	H	Iona	62 79
												175	A	Fairfield	64 57
												175	H	Fairfield	69 53
												217	A	Niagara	70 54
												217	H	Niagara	55 53
												217	N	Niagara	54 66
												233	A	Loyola (MD)	57 74
												233	H	Loyola (MD)	41 45
												258	A	Canisius	65 69
												258	H	Canisius	78 71
												260	A	Siena	51 53
												260	H	Siena	74 53
												263	H	Md.-East. Shore	88 58
												273	A	St. Peter's	59 57
												273	H	St. Peter's	66 48
												292	H	Elon	83 67
												294	H	Fordham	63 47
												302	A	Army	65 52
												307	H	Cornell	67 71
												332	A	Rider	46 54
												332	H	Rider	56 44
												340	H	St. Francis (NY)	71 34
LAST 12 Division I GAMES:															
217	N	Niagara	54 66	217	H	Niagara	55 53								
49	H	Marist	65 62	273	A	St. Peter's	59 57								
233	H	Loyola (MD)	41 45	260	H	Siena	74 53								
258	H	Canisius	78 71	332	A	Rider	46 54								
260	A	Siena	51 53	273	H	St. Peter's	66 48								
49	A	Marist	44 55	175	A	Fairfield	64 57								

Non-Div I Games:

Manhattan

■ Loss,
■ Non-Conf,
■ S Site,
■ H Home
■ A Away
N Neutral

Average RPI Win:	204	WON-LOST	WINNING	LAST 12	STRENGTH OF	OPP. STRENGTH	TEAM	ADJ.	CONF.	ADJ CONF.
Average RPI Loss:	101	RECORD	PCT. RANK	GAMES	SCHEDULE	OF SCHEDULE	RPI	RPI	RPI	RPI
DIV. I ONLY	26- 7	28	9- 3	102	186	48	49	21	21	
DIV. I NON-CONF.	8- 4	88	0- 0	8	17	19	19	23	24	
TOTALS	RPI 1-25	RPI 26-50	W-L RECORDS	RPI 51-100	RPI 101-150	RPI 150+				
26- 7	0- 3	2- 0	OVERALL	0- 1	5- 0	19- 3				
15- 1	0- 1	2- 0	HOME	0- 0	4- 0	9- 0				
7- 5	0- 1	0- 0	AWAY	0- 1	1- 0	6- 3				
4- 1	0- 1	0- 0	NEUTRAL	0- 0	0- 0	4- 0				
8- 4	0- 3	2- 0	NON-CONFERENCE	0- 1	5- 0	1- 0				
6- 1	0- 1	2- 0	HOME	0- 0	4- 0	0- 0				
1- 2	0- 1	0- 0	AWAY	0- 1	1- 0	0- 0				
1- 1	0- 1	0- 0	NEUTRAL	0- 0	0- 0	1- 0				
18- 3	0- 0	0- 0	CONFERENCE	0- 0	0- 0	18- 3				
9- 0	0- 0	0- 0	HOME	0- 0	0- 0	9- 0				
6- 3	0- 0	0- 0	AWAY	0- 0	0- 0	6- 3				
3- 0	0- 0	0- 0	NEUTRAL	0- 0	0- 0	3- 0				

RPI S	Opponent	Score	RPI S	Opponent	Score	Team's RPI: 49	RPI S	Opponent	Score	RPI S	Opponent	Score
8	H Oklahoma	71 80	27	H Hartford	68 47		72	A St. Bonaventure	43 61	118	H Harvard	85 70
10	A West Virginia	50 55	47	H Bowling Green	70 65					132	A Boston U.	81 73
12	N Oklahoma St.	69 71								138	H N.C. A&T	80 64
										141	H Tulsa	69 52
										147	H Northeastern	76 69
										169	A Iona	82 80
										169	H Iona	68 58
										175	A Fairfield	60 61
										175	H Fairfield	70 63
										175	N Fairfield	66 49
										214	A Manhattan	62 65
										214	H Manhattan	55 44
										217	A Niagara	59 69
										217	H Niagara	73 56
										217	N Niagara	69 47
										233	A Loyola (MD)	70 60
										233	H Loyola (MD)	63 60
										244	N George Washington	80 58
										258	A Canisius	54 45
										258	H Canisius	73 37
										258	N Canisius	57 38
										260	A Siena	71 58
										260	H Siena	71 52
										273	A St. Peter's	70 55
										273	H St. Peter's	59 48
										332	A Rider	72 62
LAST 12 Division I GAMES:												
175	N	Fairfield	66	49	233	A	Loyola (MD)	70	60			
217	N	Niagara	69	47	214	H	Manhattan	55	44			
258	N	Canisius	57	38	332	H	Rider	84	39			
214	A	Manhattan	62	65	175	A	Fairfield	60	61			
169	A	Iona	82	80	169	H	Iona	68	58			
260	H	Siena	71	52	217	A	Niagara	59	69			

Non-Div I Games:

Marist

■ Loss,
 ■ Non-Conf,
 ■ S Site,
 ■ Home
 ■ A Away
 N Neutral

RPI	S	Opponent	Score
332	H	Rider	84 39

M
a
r
i
s
t

M
a
r
i
s
t

Marist

Average RPI Win: 145				Through Games of Sunday, March 11, 2018													
WON-LOST		WINNING		LAST 12		STRENGTH OF		OPP. STRENGTH		TEAM		ADJ.		CONF.		ADJ CONF.	
RECORD		PCT. RANK		GAMES		SCHEDULE		OF SCHEDULE		RPI		RPI		RPI		RPI	
DIV. I ONLY		16- 15		160		4- 8		15		54		58		57		3	
DIV. I NON-CONF.		9- 4		80		0- 0		19		113		36		37		5	
TOTALS		RPI 1-25		RPI 26-50		W-L RECORDS		RPI 51-100		RPI 101-150		RPI 150+					
16- 15		1- 6		0- 4		OVERALL		3- 5		6- 0		6- 0					
11- 4		1- 1		0- 2		HOME		2- 1		3- 0		5- 0					
3- 9		0- 4		0- 1		AWAY		1- 4		1- 0		1- 0					
2- 2		0- 1		0- 1		NEUTRAL		0- 0		2- 0		0- 0					
9- 4		0- 1		0- 1		NON-CONFERENCE		2- 2		2- 0		5- 0					
6- 1		0- 0		0- 1		HOME		1- 0		1- 0		4- 0					
2- 2		0- 0		0- 0		AWAY		1- 2		0- 0		1- 0					
1- 1		0- 1		0- 0		NEUTRAL		0- 0		1- 0		0- 0					
7- 11		1- 5		0- 3		CONFERENCE		1- 3		4- 0		1- 0					
5- 3		1- 1		0- 1		HOME		1- 1		2- 0		1- 0					
1- 7		0- 4		0- 1		AWAY		0- 2		1- 0		0- 0					
1- 1		0- 0		0- 1		NEUTRAL		0- 0		1- 0		0- 0					

RPI S	Opponent	Score	RPI S	Opponent	Score	RPI S	Opponent	Score	RPI S	Opponent	Score
1	H Connecticut	43 68	28	H Wisconsin	49 56	54	A Michigan	50 67	103	H South Fla.	63 50
5	N Duke	43 74	31	A DePaul	63 73	63	A Illinois	65 55	114	H Robert Morris	67 59
7	A Notre Dame	67 82	31	H DePaul	63 72	65	H Creighton	66 59	123	N Cleveland St.	69 66
10	A West Virginia	56 69	31	N DePaul	54 64	67	A Syracuse	60 69	125	A Villanova	71 54
18	H Georgetown	52 45				70	A Green Bay	48 65	125	N Villanova	53 49
20	A St. John's (NY)	58 71				78	A Louisville	61 77	128	H Cincinnati	69 63
24	A Rutgers	64 75				81	H Providence	44 53	152	H St. Francis (PA)	74 38
						96	H Pittsburgh	66 55	191	H Seton Hall	69 44
									195	H Oakland	79 62
									249	A Milwaukee	69 52
									258	H Canisius	63 32
									318	H NJIT	81 41
LAST 12 Division I GAMES:											
31	N DePaul	54 64	78	A Louisville	61 77						
125	N Villanova	53 49	81	H Providence	44 53						
128	H Cincinnati	69 63	103	H South Fla.	63 50						
10	A West Virginia	56 69	67	A Syracuse	60 69						
7	A Notre Dame	67 82	31	A DePaul	63 73						
31	H DePaul	63 72	18	H Georgetown	52 45						

Non-Div I Games:

Marquette

Marshall

Through Games Of Sunday, March 14, 2010

Average RPI Win:	189	WON-LOST	WINNING	LAST 12	STRENGTH OF	OPP. STRENGTH	TEAM	ADJ.	CONF.	ADJ CONF.
Average RPI Loss:	131	RECORD	PCT. RANK	GAMES	SCHEDULE	OF SCHEDULE	RPI	RPI	RPI	RPI
DIV. I ONLY	14- 16	184	3- 9	188	106	178	180	9	9	
DIV. I NON-CONF.	8- 5	115	0- 0	230	179	142	144	9	9	
TOTALS	RPI 1-25	RPI 26-50	W-L RECORDS	RPI 51-100	RPI 101-150	RPI 150+				
14- 16	0- 1	0- 1	OVERALL	1- 4	5- 4	8- 6				
8- 6	0- 0	0- 1	HOME	0- 2	3- 2	5- 1				
5- 8	0- 0	0- 0	AWAY	1- 2	2- 2	2- 4				
1- 2	0- 1	0- 0	NEUTRAL	0- 0	0- 0	1- 1				
8- 5	0- 1	0- 0	NON-CONFERENCE	0- 1	2- 1	6- 2				
4- 2	0- 0	0- 0	HOME	0- 0	1- 1	3- 1				
3- 2	0- 0	0- 0	AWAY	0- 1	1- 0	2- 1				
1- 1	0- 1	0- 0	NEUTRAL	0- 0	0- 0	1- 0				
6- 11	0- 0	0- 1	CONFERENCE	1- 3	3- 3	2- 4				
4- 4	0- 0	0- 1	HOME	0- 2	2- 1	2- 0				
2- 6	0- 0	0- 0	AWAY	1- 1	1- 2	0- 3				
0- 1	0- 0	0- 0	NEUTRAL	0- 0	0- 0	0- 1				

RPI 1-25				RPI 26-50				RPI 51-100				RPI 101+				Team's RPI: 180	
RPI	S	Opponent	Score	RPI	S	Opponent	Score	RPI	S	Opponent	Score	RPI	S	Opponent	Score		
10	N	West Virginia	42 74	41	H	Tulane	54 64	68	H	SMU	64 74	123	A	Cleveland St.	75 61		
								83	A	East Carolina	54 78	126	H	Appalachian St.	58 63		
								83	H	East Carolina	70 75	133	H	Kent St.	57 50		
								92	A	Houston	66 61	136	A	UAB	44 45		
								96	A	Pittsburgh	58 80	136	H	UAB	85 84		
												137	A	Memphis	53 62		
												137	H	Memphis	50 57		
												139	H	UTEP	65 56		
												141	A	Tulsa	57 49		
												159	A	Rice	61 63		
												160	A	UCF	47 56		
												160	H	UCF	74 60		
												160	N	UCF	57 59		
												161	A	Morehead St.	73 71		
												191	H	Seton Hall	52 53		
												226	A	Southern Miss.	39 67		
												226	H	Southern Miss.	58 56		
												241	N	Miami (OH)	83 76		
												244	A	George Washington	56 47		
												281	H	Murray St.	68 58		
												282	H	Radford	70 66		
												283	A	Ohio	48 63		
												285	H	UT Martin	65 48		
LAST 12 Division I GAMES:																	
160	N	UCF	57 59	41	H	Tulane	54 64	226	A	Southern Miss.	39 67	160	A	UCF	47 56		
83	H	East Carolina	70 75					136	H	UAB	85 84	137	H	Memphis	50 57		
136	A	UAB	44 45					136	H	UAB							
137	A	Memphis	53 62					137	H	Memphis	50 57						
68	H	SMU	64 74														
139	H	UTEP	65 56					141	A	Tulsa	57 49						

Non-Div I Games:

Marshall

■ Loss,
■ Non-Conf,
■ S Site,
■ H Home
■ A Away
N Neutral

Maryland

Through Games Of Sunday, March 14, 2010

Average RPI Win:	143	WON-LOST	WINNING	LAST 12	STRENGTH OF	OPP. STRENGTH	TEAM	ADJ.	CONF.	ADJ CONF.
Average RPI Loss:	38	RECORD	PCT. RANK	GAMES	SCHEDULE	OF SCHEDULE	RPI	RPI	RPI	RPI
DIV. I ONLY	19- 12	94	5- 7	42	42	47	46	2	2	
DIV. I NON-CONF.	13- 2	21	1- 0	164	121	45	46	4	4	
TOTALS	RPI 1-25	RPI 26-50	W-L RECORDS	RPI 51-100	RPI 101-150	RPI 150+				
19- 12	1- 5	2- 5	OVERALL	4- 1	5- 1	7- 0				
13- 5	0- 3	1- 1	HOME	3- 1	3- 0	6- 0				
5- 6	1- 1	0- 4	AWAY	1- 0	2- 1	1- 0				
1- 1	0- 1	1- 0	NEUTRAL	0- 0	0- 0	0- 0				
13- 2	0- 0	0- 1	NON-CONFERENCE	2- 0	4- 1	7- 0				
11- 0	0- 0	0- 0	HOME	2- 0	3- 0	6- 0				
2- 2	0- 0	0- 1	AWAY	0- 0	1- 1	1- 0				
0- 0	0- 0	0- 0	NEUTRAL	0- 0	0- 0	0- 0				
6- 10	1- 5	2- 4	CONFERENCE	2- 1	1- 0	0- 0				
2- 5	0- 3	1- 1	HOME	1- 1	0- 0	0- 0				
3- 4	1- 1	0- 3	AWAY	1- 0	1- 0	0- 0				
1- 1	0- 1	1- 0	NEUTRAL	0- 0	0- 0	0- 0				

RPI S Opponent	Score	RPI S Opponent	Score	Team's RPI: 46	RPI S Opponent	Score	RPI S Opponent	Score
5 A Duke	59 71	32 H Georgia Tech	60 61		55 H Old Dominion	84 67	104 H Drexel	82 65
5 H Duke	57 58	34 A North Carolina St.	45 73		80 H Miami (FL)	77 80	109 A American	75 64
5 N Duke	64 66	38 A North Carolina	64 75		91 H Clemson	71 51	115 A Virginia Tech	60 44
14 H Florida St.	61 94	38 N North Carolina	83 77		94 A Wake Forest	70 65	122 H St. Joseph's	79 69
17 A Virginia	61 60	45 A Mississippi St.	55 84		95 H Minnesota	66 45	135 A Towson	55 67
17 H Virginia	68 82	48 A Boston College	70 83				143 H Samford	76 49
		48 H Boston College	72 65				181 H UNC Wilmington	67 61
							216 H Howard	79 51
							231 H Stony Brook	76 44
							233 H Loyola (MD)	69 56
							252 A Longwood	85 40
							275 H New Hampshire	63 43
							295 H N.C. Central	88 39
LAST 12 Division I GAMES:								
5 N Duke	64 66	94 A Wake Forest	70 65					
38 N North Carolina	83 77	17 H Virginia	68 82					
14 H Florida St.	61 94	32 H Georgia Tech	60 61					
48 A Boston College	70 83	252 A Longwood	85 40					
5 A Duke	59 71	115 A Virginia Tech	60 44					
91 H Clemson	71 51	5 H Duke	57 58					

Non-Div I Games:

Maryland

Loss, Non-Conf, S Site, H Home A Away N Neutral

Massachusetts

Through Games Of Sunday, March 14, 2010

Average RPI Win:	215	WON-LOST	WINNING	LAST 12	STRENGTH OF	OPP. STRENGTH	TEAM	ADJ.	CONF.	ADJ CONF.
Average RPI Loss:	114	RECORD	PCT. RANK	GAMES	SCHEDULE	OF SCHEDULE	RPI	RPI	RPI	RPI
DIV. I ONLY	11- 19	251	4- 8	135	101	207	207	10	10	
DIV. I NON-CONF.	6- 9	210	0- 0	159	114	192	193	10	10	
TOTALS	RPI 1-25	RPI 26-50	W-L RECORDS	RPI 51-100	RPI 101-150	RPI 150+				
11- 19	0- 2	0- 3	OVERALL	0- 6	3- 4	8- 4				
4- 10	0- 1	0- 2	HOME	0- 3	3- 1	1- 3				
5- 8	0- 1	0- 1	AWAY	0- 2	0- 3	5- 1				
2- 1	0- 0	0- 0	NEUTRAL	0- 1	0- 0	2- 0				
6- 9	0- 1	0- 1	NON-CONFERENCE	0- 3	2- 2	4- 2				
2- 5	0- 1	0- 1	HOME	0- 1	2- 1	0- 1				
2- 4	0- 0	0- 0	AWAY	0- 2	0- 1	2- 1				
2- 0	0- 0	0- 0	NEUTRAL	0- 0	0- 0	2- 0				
5- 10	0- 1	0- 2	CONFERENCE	0- 3	1- 2	4- 2				
2- 5	0- 0	0- 1	HOME	0- 2	1- 0	1- 2				
3- 4	0- 1	0- 1	AWAY	0- 0	0- 2	3- 0				
0- 1	0- 0	0- 0	NEUTRAL	0- 1	0- 0	0- 0				

RPI S	Opponent	Score	RPI S	Opponent	Score	RPI S	Opponent	Score	RPI S	Opponent	Score	Team's RPI: 207
11	A Xavier	41 75	33	A Temple	54 66	72	H St. Bonaventure	54 69	112	A Duquesne	54 63	
20	H St. John's (NY)	52 82	39	H Vermont	38 57	80	A Miami (FL)	57 63	118	H Harvard	60 72	
			40	H Dayton	60 74	81	H Providence	54 72	119	A Charlotte	51 85	
						84	H Richmond	62 73	122	H St. Joseph's	75 62	
						84	N Richmond	47 54	125	H Villanova	55 47	
						99	A Delaware	55 57	132	H Boston U.	79 73	
									147	A Northeastern	64 73	
									159	N Rice	71 57	
									220	A St. Louis	62 59	
									240	N Quinnipiac	82 66	
									243	A Rhode Island	71 61	
									243	H Rhode Island	57 58	
									244	H George Washington	54 64	
									247	A La Salle	62 57	
									266	H Maine	49 65	
									267	A Brown	69 54	
									275	A New Hampshire	57 58	
									294	H Fordham	60 50	
									318	A NJIT	70 59	
LAST 12 Division I GAMES:												
84	N Richmond	47 54	33	A Temple	54 66							
119	A Charlotte	51 85	294	H Fordham	60 50							
122	H St. Joseph's	75 62	72	H St. Bonaventure	54 69							
11	A Xavier	41 75	243	A Rhode Island	71 61							
247	A La Salle	62 57	244	H George Washington	54 64							
40	H Dayton	60 74	112	A Duquesne	54 63							

Non-Div I Games:

Massachusetts

Loss, Non-Conf, S Site, H Home A Away N Neutral

Average RPI Win:	337	WON-LOST	WINNING	LAST 12	STRENGTH OF	OPP. STRENGTH	TEAM	ADJ.	CONF.	ADJ CONF.
Average RPI Loss:	195	RECORD	PCT. RANK	GAMES	SCHEDULE	OF SCHEDULE	RPI	RPI	RPI	RPI
DIV. I ONLY	5- 22	322	3- 9	313	313	333	333	26	26	
DIV. I NON-CONF.	2- 11	313	0- 1	256	330	328	330	26	25	
TOTALS	RPI 1-25	RPI 26-50	W-L RECORDS	RPI 51-100	RPI 101-150	RPI 150+				
5- 22	0- 1	0- 1	OVERALL	0- 1	0- 4	5- 15				
3- 11	0- 0	0- 0	HOME	0- 0	0- 3	3- 8				
2- 11	0- 1	0- 1	AWAY	0- 1	0- 1	2- 7				
0- 0	0- 0	0- 0	NEUTRAL	0- 0	0- 0	0- 0				
2- 11	0- 1	0- 1	NON-CONFERENCE	0- 1	0- 2	2- 6				
1- 6	0- 0	0- 0	HOME	0- 0	0- 2	1- 4				
1- 5	0- 1	0- 1	AWAY	0- 1	0- 0	1- 2				
0- 0	0- 0	0- 0	NEUTRAL	0- 0	0- 0	0- 0				
3- 11	0- 0	0- 0	CONFERENCE	0- 0	0- 2	3- 9				
2- 5	0- 0	0- 0	HOME	0- 0	0- 1	2- 4				
1- 6	0- 0	0- 0	AWAY	0- 0	0- 1	1- 5				
0- 0	0- 0	0- 0	NEUTRAL	0- 0	0- 0	0- 0				

RPI 1-25				RPI 26-50				RPI 51-100				RPI 101+ Team's RPI: 333			
RPI	S	Opponent	Score	RPI	S	Opponent	Score	RPI	S	Opponent	Score	RPI	S	Opponent	Score
19	A	Kentucky	50 85	41	A	Tulane	45 75	76	A	Louisiana Tech	61 94	107	H	Lamar	65 68
												141	H	Tulsa	45 86
												143	H	Samford	58 72
												144	A	A&M-Corpus Christi	62 72
												165	A	UTSA	61 68
												168	A	Stephen F. Austin	59 75
												168	H	Stephen F. Austin	75 85
												200	A	Texas-Arlington	65 77
												221	A	Central Ark.	77 81
												221	H	Central Ark.	58 76
												224	H	New Orleans	53 62
												246	H	Sam Houston St.	84 87
												255	A	Northwestern St.	52 69
												255	H	Northwestern St.	52 65
												278	A	La.-Monroe	51 62
												290	A	Southeastern La.	52 60
												290	H	Southeastern La.	55 61
												300	H	La.-Lafayette	68 82
												323	H	Texas St.	77 70
												337	A	Nicholls St.	54 52
												337	H	Nicholls St.	71 52
												343	H	Norfolk St.	68 55
												344	A	Houston Baptist	63 41
												345	H	Centenary (LA)	66 68
LAST 12 Division I GAMES:															
221	A	Central Ark.	77 81	168	H	Stephen F. Austin	75 85	200	A	Texas-Arlington	65 77				
290	H	Southeastern La.	55 61	323	H	Texas St.	77 70	255	H	Northwestern St.	52 65				
337	H	Nicholls St.	71 52	168	A	Stephen F. Austin	59 75	337	A	Nicholls St.	54 52				
246	H	Sam Houston St.	84 87												
144	A	A&M-Corpus Christi	62 72												
255	A	Northwestern St.	52 69												

Non-Div I Games: Texas Col. 76 51 Paul Quinn 101 40

McNeese St.

■ Loss,
 ■ Non-Conf,
 ■ S Site,
 ■ Home
 ■ A Away
 N Neutral

Average RPI Win: 304		WON-LOST	WINNING	LAST 12	STRENGTH OF		OPP. STRENGTH	TEAM	ADJ.	CONF.	ADJ CONF.
Average RPI Loss: 190		RECORD	PCT. RANK	GAMES	SCHEDULE		OF SCHEDULE	RPI	RPI	RPI	RPI
DIV. I ONLY		12- 16	212	5- 7	293		339	262	263	29	29
DIV. I NON-CONF.		3- 7	267	0- 0	283		325	304	302	31	31
TOTALS		RPI 1-25	RPI 26-50		W-L RECORDS		RPI 51-100	RPI 101-150		RPI 150+	
12- 16	0- 0	0- 0		OVERALL		0- 0	0- 5		12- 11		
6- 5	0- 0	0- 0		HOME		0- 0	0- 1		6- 4		
4- 10	0- 0	0- 0		AWAY		0- 0	0- 3		4- 7		
2- 1	0- 0	0- 0		NEUTRAL		0- 0	0- 1		2- 0		
3- 7	0- 0	0- 0		NON-CONFERENCE		0- 0	0- 2		3- 5		
2- 1	0- 0	0- 0		HOME		0- 0	0- 0		2- 1		
0- 6	0- 0	0- 0		AWAY		0- 0	0- 2		0- 4		
1- 0	0- 0	0- 0		NEUTRAL		0- 0	0- 0		1- 0		
9- 9	0- 0	0- 0		CONFERENCE		0- 0	0- 3		9- 6		
4- 4	0- 0	0- 0		HOME		0- 0	0- 1		4- 3		
4- 4	0- 0	0- 0		AWAY		0- 0	0- 1		4- 3		
1- 1	0- 0	0- 0		NEUTRAL		0- 0	0- 1		1- 0		

[illegible]

Non-Div I Games:

Md.-East. Shore

Loss, Non-Conf, S Site, H Home A Away N Neutral

Md.-East. Shore

RPI S Opponent Score

Through Games Of Sunday, March 14, 2010

RPI	S	Opponent	Score
342	H	Winston-Salem	65 38
343	A	Norfolk St.	76 56

Md.-East. Shore

Md.-East. Shore

Average RPI Win:	197	WON-LOST	WINNING	LAST 12	STRENGTH OF	OPP. STRENGTH	TEAM	ADJ.	CONF.	ADJ CONF.
Average RPI Loss:	112	RECORD	PCT. RANK	GAMES	SCHEDULE	OF SCHEDULE	RPI	RPI	RPI	RPI
DIV. I ONLY	17- 13	117	6- 6	161	130	137	137	9	9	
DIV. I NON-CONF.	7- 6	153	0- 0	236	245	180	182	9	9	
TOTALS	RPI 1-25	RPI 26-50	W-L RECORDS	RPI 51-100	RPI 101-150	RPI 150+				
17- 13	0- 0	0- 1	OVERALL	0- 8	4- 1	13- 3				
10- 5	0- 0	0- 0	HOME	0- 4	2- 0	8- 1				
6- 6	0- 0	0- 1	AWAY	0- 3	2- 1	4- 1				
1- 2	0- 0	0- 0	NEUTRAL	0- 1	0- 0	1- 1				
7- 6	0- 0	0- 0	NON-CONFERENCE	0- 3	1- 0	6- 3				
4- 3	0- 0	0- 0	HOME	0- 2	0- 0	4- 1				
2- 2	0- 0	0- 0	AWAY	0- 1	1- 0	1- 1				
1- 1	0- 0	0- 0	NEUTRAL	0- 0	0- 0	1- 1				
10- 7	0- 0	0- 1	CONFERENCE	0- 5	3- 1	7- 0				
6- 2	0- 0	0- 0	HOME	0- 2	2- 0	4- 0				
4- 4	0- 0	0- 1	AWAY	0- 2	1- 1	3- 0				
0- 1	0- 0	0- 0	NEUTRAL	0- 1	0- 0	0- 0				

RPI S	Opponent	Score	RPI S	Opponent	Score	RPI S	Opponent	Score	RPI S	Opponent	Score	Team's RPI: 137
41	A Tulane	61 86	68	H SMU	59 64	110	A Missouri	75 74				
			76	A Louisiana Tech	76 86	136	A UAB	53 64				
			77	H Mississippi	72 73	136	H UAB	67 56				
			83	A East Carolina	59 76	139	A UTEP	59 57				
			83	H East Carolina	76 77	141	H Tulsa	77 72				
			83	N East Carolina	66 73	159	H Rice	59 58				
			92	A Houston	62 68	160	A UCF	49 47				
			93	H Indiana	74 78	160	H UCF	76 72				
						164	A FIU	72 81				
						173	N Eastern Wash.	54 58				
						180	A Marshall	57 50				
						180	H Marshall	62 53				
						196	A South Ala.	55 50				
						220	H St. Louis	59 55				
						226	A Southern Miss.	60 57				
						226	H Southern Miss.	89 85				
						234	N Sacramento St.	98 83				
						255	H Northwestern St.	73 58				
						281	H Murray St.	59 69				
						285	H UT Martin	68 51				
						338	H Jackson St.	70 48				
LAST 12 Division I GAMES:												
83	N East Carolina	66 73	160	H UCF	76 72							
136	A UAB	53 64	226	H Southern Miss.	89 85							
83	H East Carolina	76 77	92	A Houston	62 68							
180	H Marshall	62 53	136	H UAB	67 56							
139	A UTEP	59 57	83	A East Carolina	59 76							
41	A Tulane	61 86	180	A Marshall	57 50							

Non-Div I Games:

Memphis

Average RPI Win: 269	WON-LOST	WINNING	LAST 12	STRENGTH OF	OPP. STRENGTH	TEAM	ADJ.	CONF.	ADJ CONF.
Average RPI Loss: 147	RECORD	PCT. RANK	GAMES	SCHEDULE	OF SCHEDULE	RPI	RPI	RPI	RPI
DIV. I ONLY	14- 16	184	4- 8	199	239	205	205	27	27
DIV. I NON-CONF.	4- 9	256	0- 3	25	193	154	153	20	20
TOTALS	RPI 1-25	RPI 26-50	W-L RECORDS	RPI 51-100	RPI 101-150	RPI 150+			
14- 16	0- 2	0- 0	OVERALL	0- 5	0- 2	14- 7			
7- 5	0- 0	0- 0	HOME	0- 2	0- 1	7- 2			
7- 10	0- 2	0- 0	AWAY	0- 3	0- 0	7- 5			
0- 1	0- 0	0- 0	NEUTRAL	0- 0	0- 1	0- 0			
4- 9	0- 2	0- 0	NON-CONFERENCE	0- 3	0- 2	4- 2			
0- 3	0- 0	0- 0	HOME	0- 1	0- 1	0- 1			
4- 5	0- 2	0- 0	AWAY	0- 2	0- 0	4- 1			
0- 1	0- 0	0- 0	NEUTRAL	0- 0	0- 1	0- 0			
10- 7	0- 0	0- 0	CONFERENCE	0- 2	0- 0	10- 5			
7- 2	0- 0	0- 0	HOME	0- 1	0- 0	7- 1			
3- 5	0- 0	0- 0	AWAY	0- 1	0- 0	3- 4			
0- 0	0- 0	0- 0	NEUTRAL	0- 0	0- 0	0- 0			

RPI	S	Opponent	Score	RPI	S	Opponent	Score	RPI	S	Opponent	Score	RPI	S	Opponent	Score	Team's RPI: 205
8	A	Oklahoma	66 108					58	A	Texas Tech	49 60	129	N	Col. of Charleston	71 97	
12	A	Oklahoma St.	68 100					87	A	East Tenn. St.	71 83	146	H	Ga. Southern	45 76	
								87	H	East Tenn. St.	60 81	162	A	S.C. Upstate	57 53	
								98	A	Fla. Gulf Coast	77 84	162	H	S.C. Upstate	78 87	
								98	H	Fla. Gulf Coast	62 67	183	A	High Point	71 81	
												206	A	Charleston So.	87 77	
												232	A	Belmont	40 53	
												232	H	Belmont	98 69	
												250	A	North Florida	54 48	
												250	H	North Florida	40 55	
												250	H	North Florida	61 47	
												256	A	Kennesaw St.	51 52	
												256	H	Kennesaw St.	60 38	
												257	A	Winthrop	58 49	
												269	A	Campbell	60 66	
												269	H	Campbell	64 52	
												280	A	Jacksonville	57 72	
												280	H	Jacksonville	63 46	
												310	A	Furman	75 62	
												314	A	Stetson	69 57	
												314	H	Stetson	65 51	
												331	A	Lipscomb	76 70	
												331	H	Lipscomb	69 59	
LAST 12 Division I GAMES:																
250	H	North Florida	40 55	87	A	East Tenn. St.	71 83									
331	A	Lipscomb	76 70	162	H	S.C. Upstate	78 87									
232	A	Belmont	40 53	256	A	Kennesaw St.	51 52									
280	H	Jacksonville	63 46	98	H	Fla. Gulf Coast	62 67									
250	H	North Florida	61 47	314	H	Stetson	65 51									
269	A	Campbell	60 66	98	A	Fla. Gulf Coast	77 84									

Non-Div I Games:

Mercer

■ Loss,
■ Non-Conf,
■ S Site,
■ Home
■ A Away
N Neutral

Average RPI Win:	174	WON-LOST	WINNING	LAST 12	STRENGTH OF	OPP. STRENGTH	TEAM	ADJ.	CONF.	ADJ CONF.
Average RPI Loss:	46	RECORD	PCT. RANK	GAMES	SCHEDULE	OF SCHEDULE	RPI	RPI	RPI	RPI
DIV. I ONLY	17- 13	117	3- 9	56	68	78	80	2	2	
DIV. I NON-CONF.	13- 2	21	1- 0	197	172	60	61	4	4	
TOTALS	RPI 1-25	RPI 26-50	W-L RECORDS	RPI 51-100	RPI 101-150	RPI 150+				
17- 13	1- 5	3- 4	OVERALL	1- 3	1- 1	11- 0				
10- 6	1- 4	2- 1	HOME	1- 0	0- 1	6- 0				
7- 6	0- 1	1- 3	AWAY	0- 2	1- 0	5- 0				
0- 1	0- 0	0- 0	NEUTRAL	0- 1	0- 0	0- 0				
13- 2	0- 2	0- 0	NON-CONFERENCE	1- 0	1- 0	11- 0				
7- 2	0- 2	0- 0	HOME	1- 0	0- 0	6- 0				
6- 0	0- 0	0- 0	AWAY	0- 0	1- 0	5- 0				
0- 0	0- 0	0- 0	NEUTRAL	0- 0	0- 0	0- 0				
4- 11	1- 3	3- 4	CONFERENCE	0- 3	0- 1	0- 0				
3- 4	1- 2	2- 1	HOME	0- 0	0- 1	0- 0				
1- 6	0- 1	1- 3	AWAY	0- 2	0- 0	0- 0				
0- 1	0- 0	0- 0	NEUTRAL	0- 1	0- 0	0- 0				

RPI 1-25				RPI 26-50				RPI 51-100 Team's RPI: 80				RPI 101+			
RPI	S	Opponent	Score	RPI	S	Opponent	Score	RPI	S	Opponent	Score	RPI	S	Opponent	Score
4	H	Nebraska	71 76	32	A	Georgia Tech	73 80	91	A	Clemson	72 73	115	H	Virginia Tech	69 73
5	H	Duke	62 69	32	H	Georgia Tech	73 77	92	H	Houston	68 54	136	A	UAB	70 54
13	H	Texas	65 76	34	A	North Carolina St.	64 66	94	A	Wake Forest	64 67	163	A	UC Riverside	86 63
14	A	Florida St.	62 87	38	H	North Carolina	80 69	94	N	Wake Forest	65 66	207	H	Massachusetts	63 57
14	H	Florida St.	78 70	46	A	Maryland	80 77					222	A	Cal St. Bakersfield	111 93
17	H	Virginia	63 69	48	A	Boston College	64 72					225	A	Binghamton	68 52
				48	H	Boston College	76 68					230	H	Long Beach St.	83 66
LAST 12 Division I GAMES:															
				94	N	Wake Forest	65 66	17	H	Virginia	63 69	237	H	Bethune-Cookman	88 46
				48	H	Boston College	76 68	265	H	SIU Edwardsville	85 60	240	H	Quinnipiac	93 48
				14	A	Florida St.	62 87	38	H	North Carolina	80 69	241	A	Miami (OH)	75 61
				32	H	Georgia Tech	73 77	48	A	Boston College	64 72	250	H	North Florida	80 36
				91	A	Clemson	72 73	32	A	Georgia Tech	73 80	265	H	SIU Edwardsville	85 60
				34	A	North Carolina St.	64 66	115	H	Virginia Tech	69 73	307	A	Cornell	101 62

Non-Div I Games:

Miami (FL)

■ Loss,
■ Non-Conf, S Site,
■ Home
■ Away
N Neutral

Average RPI Win:	232	WON-LOST	WINNING	LAST 12	STRENGTH OF	OPP. STRENGTH	TEAM	ADJ.	CONF.	ADJ CONF.
Average RPI Loss:	139	RECORD	PCT. RANK	GAMES	SCHEDULE	OF SCHEDULE	RPI	RPI	RPI	RPI
DIV. I ONLY	9- 22	287	5- 7	123	184	245	241	16	16	
DIV. I NON-CONF.	2- 11	313	0- 0	117	205	276	277	15	15	
TOTALS	RPI 1-25	RPI 26-50	W-L RECORDS	RPI 51-100	RPI 101-150	RPI 150+				
9- 22	0- 1	0- 4	OVERALL	1- 3	1- 5	7- 9				
6- 8	0- 0	0- 2	HOME	0- 2	1- 1	5- 3				
2- 10	0- 1	0- 1	AWAY	1- 1	0- 2	1- 5				
1- 4	0- 0	0- 1	NEUTRAL	0- 0	0- 2	1- 1				
2- 11	0- 1	0- 1	NON-CONFERENCE	0- 2	1- 3	1- 4				
1- 4	0- 0	0- 1	HOME	0- 2	1- 0	0- 1				
0- 4	0- 1	0- 0	AWAY	0- 0	0- 1	0- 2				
1- 3	0- 0	0- 0	NEUTRAL	0- 0	0- 2	1- 1				
7- 11	0- 0	0- 3	CONFERENCE	1- 1	0- 2	6- 5				
5- 4	0- 0	0- 1	HOME	0- 0	0- 1	5- 2				
2- 6	0- 0	0- 1	AWAY	1- 1	0- 1	1- 3				
0- 1	0- 0	0- 1	NEUTRAL	0- 0	0- 0	0- 0				

RPI 1-25				RPI 26-50				RPI 51-100				RPI 101+ Team's RPI: 241			
RPI	S	Opponent	Score	RPI	S	Opponent	Score	RPI	S	Opponent	Score	RPI	S	Opponent	Score
19	A	Kentucky	53 107	40	H	Dayton	75 84	61	A	Toledo	63 70	101	A	Butler	60 68
				47	A	Bowling Green	65 85	80	H	Miami (FL)	61 75	124	N	Arizona	67 91
				47	H	Bowling Green	58 63	90	A	Eastern Mich.	79 63	126	N	Appalachian St.	76 79
				47	N	Bowling Green	58 91	94	H	Wake Forest	62 78	133	A	Kent St.	75 84
												133	H	Kent St.	39 50
												148	H	Eastern Ill.	85 78
												155	A	Akron	65 72
												155	H	Akron	40 55
												177	H	Ball St.	69 54
												180	N	Marshall	76 83
												197	A	Central Mich.	86 96
												222	A	Cal St. Bakersfield	56 76
												228	H	Wright St.	68 75
												253	H	Western Mich.	69 75
												254	H	Northern Ill.	67 66
												254	H	Northern Ill.	96 51
												283	A	Buffalo	62 55
												283	A	Ohio	56 69
												283	H	Buffalo	67 52
												283	H	Ohio	66 58
												320	N	Bucknell	75 54
												335	A	Cal St. Northridge	50 68
LAST 12 Division I GAMES:															
				47	N	Bowling Green	58 91	133	A	Kent St.	75 84				
				254	H	Northern Ill.	67 66	90	A	Eastern Mich.	79 63				
				47	H	Bowling Green	58 63	253	H	Western Mich.	69 75				
				155	A	Akron	65 72	177	H	Ball St.	69 54				
				283	A	Ohio	56 69	197	A	Central Mich.	86 96				
				283	H	Buffalo	67 52	254	H	Northern Ill.	96 51				

Non-Div I Games:

Miami (OH)

■ Loss,
■ Non-Conf, S Site,
■ Home
■ Away
N Neutral

Michigan

Through Games Of Sunday, March 14, 2010

Average RPI Win:	96	WON-LOST	WINNING	LAST 12	STRENGTH OF	OPP. STRENGTH	TEAM	ADJ.	CONF.	ADJ CONF.
Average RPI Loss:	53	RECORD	PCT. RANK	GAMES	SCHEDULE	OF SCHEDULE	RPI	RPI	RPI	RPI
DIV. I ONLY	17- 13	117	7- 5	38	16	54	54	5	5	
DIV. I NON-CONF.	8- 2	40	0- 0	75	21	25	25	2	2	
TOTALS	RPI 1-25	RPI 26-50	W-L RECORDS	RPI 51-100	RPI 101-150	RPI 150+				
17- 13	1- 5	3- 3	OVERALL	8- 4	2- 0	3- 1				
8- 4	0- 2	1- 1	HOME	5- 1	0- 0	2- 0				
7- 8	1- 2	2- 2	AWAY	2- 3	2- 0	0- 1				
2- 1	0- 1	0- 0	NEUTRAL	1- 0	0- 0	1- 0				
8- 2	1- 0	1- 1	NON-CONFERENCE	1- 0	2- 0	3- 1				
3- 0	0- 0	0- 0	HOME	1- 0	0- 0	2- 0				
4- 2	1- 0	1- 1	AWAY	0- 0	2- 0	0- 1				
1- 0	0- 0	0- 0	NEUTRAL	0- 0	0- 0	1- 0				
9- 11	0- 5	2- 2	CONFERENCE	7- 4	0- 0	0- 0				
5- 4	0- 2	1- 1	HOME	4- 1	0- 0	0- 0				
3- 6	0- 2	1- 1	AWAY	2- 3	0- 0	0- 0				
1- 1	0- 1	0- 0	NEUTRAL	1- 0	0- 0	0- 0				

RPI	S	Opponent	Score	RPI	S	Opponent	Score	RPI	S	Opponent	Score	RPI	S	Opponent	Score
9	A	Ohio St.	56 59	28	A	Wisconsin	48 68	57	H	Marquette	67 50	115	A	Virginia Tech	71 51
9	H	Ohio St.	56 58	28	H	Wisconsin	61 73	63	A	Illinois	64 48	131	A	Detroit	65 51
11	A	Xavier	72 71	43	A	Iowa	54 51	79	H	Purdue	64 63	153	A	New Mexico St.	67 72
16	A	Michigan St.	71 86	43	H	Iowa	63 46	88	A	Penn St.	65 71	168	N	Stephen F. Austin	85 61
16	H	Michigan St.	45 50	44	A	Kansas	66 77	88	H	Penn St.	66 62	177	H	Ball St.	87 67
16	N	Michigan St.	50 61	48	A	Boston College	76 70	93	A	Indiana	60 62	226	H	Southern Miss.	91 54
								93	H	Indiana	70 56				
								95	A	Minnesota	65 54				
								95	H	Minnesota	74 40				
								97	A	Northwestern	60 64				
								97	H	Northwestern	59 63				
								97	N	Northwestern	67 54				
LAST 12 Division I GAMES:															
16	N	Michigan St.	50 61	16	H	Michigan St.	45 50								
97	N	Northwestern	67 54	95	H	Minnesota	74 40								
79	H	Purdue	64 63	97	A	Northwestern	60 64								
95	A	Minnesota	65 54	88	H	Penn St.	66 62								
28	H	Wisconsin	61 73	63	A	Illinois	64 48								
88	A	Penn St.	65 71	93	H	Indiana	70 56								

Non-Div I Games:

Michigan

■ Loss,
■ Non-Conf,
■ S Site,
■ H Home
■ A Away
N Neutral

Average RPI Win:	89	WON-LOST	WINNING	LAST 12	STRENGTH OF	OPP. STRENGTH	TEAM	ADJ.	CONF.	ADJ CONF.
Average RPI Loss:	42	RECORD	PCT. RANK	GAMES	SCHEDULE	OF SCHEDULE	RPI	RPI	RPI	RPI
DIV. I ONLY	22- 9	50	10- 2	20	15	17	16	5	5	
DIV. I NON-CONF.	9- 2	35	0- 0	12	15	6	6	2	2	
TOTALS	RPI 1-25	RPI 26-50	W-L RECORDS	RPI 51-100	RPI 101-150	RPI 150+				
22- 9	3- 2	1- 5	OVERALL	14- 2	2- 0	2- 0				
11- 4	1- 2	1- 1	HOME	8- 1	1- 0	0- 0				
7- 4	1- 0	0- 3	AWAY	5- 1	1- 0	0- 0				
4- 1	1- 0	0- 1	NEUTRAL	1- 0	0- 0	2- 0				
9- 2	2- 1	1- 1	NON-CONFERENCE	2- 0	2- 0	2- 0				
5- 1	1- 1	1- 0	HOME	2- 0	1- 0	0- 0				
1- 1	0- 0	0- 1	AWAY	0- 0	1- 0	0- 0				
3- 0	1- 0	0- 0	NEUTRAL	0- 0	0- 0	2- 0				
13- 7	1- 1	0- 4	CONFERENCE	12- 2	0- 0	0- 0				
6- 3	0- 1	0- 1	HOME	6- 1	0- 0	0- 0				
6- 3	1- 0	0- 2	AWAY	5- 1	0- 0	0- 0				
1- 1	0- 0	0- 1	NEUTRAL	1- 0	0- 0	0- 0				

RPI 1-25				Team's RPI: 16		RPI 26-50				RPI 51-100				RPI 101+			
RPI	S	Opponent	Score	RPI	S	Opponent	Score	RPI	S	Opponent	Score	RPI	S	Opponent	Score		
7	H	Notre Dame	67 68	28	A	Wisconsin	54 62	54	A	Michigan	50 45	131	A	Detroit	71 62		
9	A	Ohio St.	71 68	28	H	Wisconsin	45 48	54	H	Michigan	86 71	145	H	Washington	69 52		
9	H	Ohio St.	62 65	38	H	North Carolina	72 66	54	N	Michigan	61 50	244	N	George Washington	78 47		
11	H	Xavier	66 53	40	A	Dayton	74 77	63	H	Illinois	64 43	253	N	Western Mich.	74 51		
12	N	Oklahoma St.	93 90	43	A	Iowa	66 77	72	H	St. Bonaventure	67 59						
				43	N	Iowa	54 59	79	A	Purdue	79 64						
								79	H	Purdue	72 54						
								88	A	Penn St.	60 68						
								88	H	Penn St.	65 44						
								93	A	Indiana	53 44						
								93	H	Indiana	63 68						
								95	A	Minnesota	66 57						
								95	H	Minnesota	70 50						
								97	A	Northwestern	56 52						
								97	H	Northwestern	68 55						
								98	H	Fla. Gulf Coast	94 71						
LAST 12 Division I GAMES:																	
				43	N	Iowa	54 59	97	H	Northwestern	68 55						
				54	N	Michigan	61 50	54	A	Michigan	50 45						
				95	H	Minnesota	70 50	43	A	Iowa	66 77						
				79	A	Purdue	79 64	88	H	Penn St.	65 44						
				9	A	Ohio St.	71 68	97	A	Northwestern	56 52						
				63	H	Illinois	64 43	95	A	Minnesota	66 57						

Non-Div I Games:

Michigan St.

Average RPI Win: 178		WON-LOST	WINNING	LAST 12	STRENGTH OF	OPP. STRENGTH	TEAM	ADJ.	CONF.	ADJ CONF.
Average RPI Loss: 41		RECORD	PCT. RANK	GAMES	SCHEDULE	OF SCHEDULE	RPI	RPI	RPI	RPI
DIV. I ONLY		25- 5	18	12- 0	66	123	23	23	15	15
DIV. I NON-CONF.		5- 4	140	0- 0	7	16	39	40	16	16
TOTALS	RPI 1-25	RPI 26-50		W-L RECORDS		RPI 51-100	RPI 101-150	RPI 150+		
25- 5	1- 2	0- 1		OVERALL		5- 1	0- 1	19- 0		
12- 1	1- 1	0- 0		HOME		1- 0	0- 0	10- 0		
10- 4	0- 1	0- 1		AWAY		2- 1	0- 1	8- 0		
3- 0	0- 0	0- 0		NEUTRAL		2- 0	0- 0	1- 0		
5- 4	1- 2	0- 1		NON-CONFERENCE		1- 0	0- 1	3- 0		
3- 1	1- 1	0- 0		HOME		0- 0	0- 0	2- 0		
2- 3	0- 1	0- 1		AWAY		1- 0	0- 1	1- 0		
0- 0	0- 0	0- 0		NEUTRAL		0- 0	0- 0	0- 0		
20- 1	0- 0	0- 0		CONFERENCE		4- 1	0- 0	16- 0		
9- 0	0- 0	0- 0		HOME		1- 0	0- 0	8- 0		
8- 1	0- 0	0- 0		AWAY		1- 1	0- 0	7- 0		
3- 0	0- 0	0- 0		NEUTRAL		2- 0	0- 0	1- 0		

RPI 1-25				Team's RPI: 23	
RPI	S	Opponent	Score		
3	H	Tennessee	52	69	
11	A	Xavier	63	80	
19	H	Kentucky	57	51	

RPI 26-50			
RPI	S	Opponent	Score
29	A	LSU	40 61

RPI 51-100			
RPI	S	Opponent	Score
56	A	UALR	43 63
56	N	UALR	70 68
78	A	Louisville	94 84
82	A	Western Ky.	88 63
82	H	Western Ky.	68 54
82	N	Western Ky.	76 63

RPI 101+			
RPI	S	Opponent	Score
105	A	South Dakota St.	61 87
160	H	UCF	78 53
164	A	FIU	101 58
164	H	FIU	90 58
167	A	Fla. Atlantic	88 71
167	H	Fla. Atlantic	92 76
174	H	Denver	94 78
176	A	Austin Peay	84 73
196	A	South Ala.	100 52
196	H	South Ala.	100 78
213	A	Arkansas St.	75 65
224	A	New Orleans	102 57
224	H	New Orleans	78 60
239	H	North Texas	119 51
239	N	North Texas	106 66
251	A	Troy	106 84
251	H	Troy	84 51
270	H	Tennessee Tech	76 39
278	A	La.-Monroe	74 55
300	H	La.-Lafayette	83 54

LAST 12 Division I GAMES:															
56 N UALR				70		68		251 A Troy				106		84	
82 N Western Ky.				76		63		174 H Denver				94		78	
239 N North Texas				106		66		196 A South Ala.				100		52	
167 A Fla. Atlantic				88		71		251 H Troy				84		51	
164 A FIU				101		58		239 H North Texas				119		51	
196 H South Ala.				100		78		224 H New Orleans				78		60	

Non-Div I Games:

Middle Tenn.

Loss, Non-Conf, S Site, H Home A Away N Neutral

Average RPI Win:	270	WON-LOST	WINNING	LAST 12	STRENGTH OF	OPP. STRENGTH	TEAM	ADJ.	CONF.	ADJ CONF.
Average RPI Loss:	131	RECORD	PCT. RANK	GAMES	SCHEDULE	OF SCHEDULE	RPI	RPI	RPI	RPI
DIV. I ONLY	12- 19	243	3- 9	242	181	246	249	20	19	
DIV. I NON-CONF.	5- 6	184	0- 0	262	76	210	211	18	18	
TOTALS	RPI 1-25	RPI 26-50	W-L RECORDS	RPI 51-100	RPI 101-150	RPI 150+				
12- 19	0- 0	0- 3	OVERALL	0- 4	0- 7	12- 5				
5- 9	0- 0	0- 2	HOME	0- 2	0- 3	5- 2				
6- 10	0- 0	0- 1	AWAY	0- 2	0- 4	6- 3				
1- 0	0- 0	0- 0	NEUTRAL	0- 0	0- 0	1- 0				
5- 6	0- 0	0- 3	NON-CONFERENCE	0- 1	0- 1	5- 1				
2- 3	0- 0	0- 2	HOME	0- 1	0- 0	2- 0				
2- 3	0- 0	0- 1	AWAY	0- 0	0- 1	2- 1				
1- 0	0- 0	0- 0	NEUTRAL	0- 0	0- 0	1- 0				
7- 13	0- 0	0- 0	CONFERENCE	0- 3	0- 6	7- 4				
3- 6	0- 0	0- 0	HOME	0- 1	0- 3	3- 2				
4- 7	0- 0	0- 0	AWAY	0- 2	0- 3	4- 2				
0- 0	0- 0	0- 0	NEUTRAL	0- 0	0- 0	0- 0				

RPI S	Opponent	Score	RPI S	Opponent	Score	RPI S	Opponent	Score	RPI S	Opponent	Score	Team's RPI: 249
28	H Wisconsin	55 64	57	H Marquette	52 69	101	A Butler	41 59				
40	A Dayton	52 86	70	A Green Bay	63 74	101	H Butler	70 71				
50	H Illinois St.	38 51	70	A Green Bay	48 72	117	A UNI	59 68				
			70	H Green Bay	53 74	123	A Cleveland St.	61 73				
						123	H Cleveland St.	56 74				
						131	A Detroit	65 72				
						131	H Detroit	57 59				
						196	N South Ala.	72 54				
						208	A Ill.-Chicago	51 50				
						208	H Ill.-Chicago	61 72				
						227	A Loyola (IL)	80 66				
						227	H Loyola (IL)	60 51				
						228	A Wright St.	46 64				
						228	H Wright St.	50 67				
						254	H Northern Ill.	73 65				
						265	A SIU Edwardsville	85 60				
						286	A Valparaiso	58 70				
						286	A Valparaiso	71 57				
						286	H Valparaiso	54 48				
						304	A Evansville	77 68				
						309	H Chicago St.	73 56				
						321	A Seattle	63 68				
						341	A Youngstown St.	68 59				
						341	H Youngstown St.	73 39				
LAST 12 Division I GAMES:												
70	A Green Bay	48 72	208	H Ill.-Chicago	61 72							
286	A Valparaiso	71 57	227	H Loyola (IL)	60 51							
341	H Youngstown St.	73 39	70	A Green Bay	63 74							
123	H Cleveland St.	56 74	131	A Detroit	65 72							
286	A Valparaiso	58 70	228	A Wright St.	46 64							
101	A Butler	41 59	101	H Butler	70 71							

Non-Div I Games:

Milwaukee

■ Loss,
 ■ Non-Conf,
 ■ S Site,
 ■ Home
 ■ A Away
 N Neutral

Average RPI Win:	126	WON-LOST	WINNING	LAST 12	STRENGTH OF	OPP. STRENGTH	TEAM	ADJ.	CONF.	ADJ CONF.
Average RPI Loss:	45	RECORD	PCT. RANK	GAMES	SCHEDULE	OF SCHEDULE	RPI	RPI	RPI	RPI
DIV. I ONLY	13- 17	205	2- 10	28	40	96	95	5	5	
DIV. I NON-CONF.	7- 4	104	0- 0	29	63	59	59	2	2	
TOTALS	RPI 1-25	RPI 26-50	W-L RECORDS	RPI 51-100	RPI 101-150	RPI 150+				
13- 17	0- 5	2- 4	OVERALL	5- 8	2- 0	4- 0				
10- 6	0- 2	1- 2	HOME	3- 2	2- 0	4- 0				
2- 9	0- 2	0- 2	AWAY	2- 5	0- 0	0- 0				
1- 2	0- 1	1- 0	NEUTRAL	0- 1	0- 0	0- 0				
7- 4	0- 1	1- 2	NON-CONFERENCE	0- 1	2- 0	4- 0				
6- 1	0- 0	0- 1	HOME	0- 0	2- 0	4- 0				
0- 2	0- 0	0- 1	AWAY	0- 1	0- 0	0- 0				
1- 1	0- 1	1- 0	NEUTRAL	0- 0	0- 0	0- 0				
6- 13	0- 4	1- 2	CONFERENCE	5- 7	0- 0	0- 0				
4- 5	0- 2	1- 1	HOME	3- 2	0- 0	0- 0				
2- 7	0- 2	0- 1	AWAY	2- 4	0- 0	0- 0				
0- 1	0- 0	0- 0	NEUTRAL	0- 1	0- 0	0- 0				

RPI	S	Opponent	Score	RPI	S	Opponent	Score	RPI	S	Opponent	Score	RPI	S	Opponent	Score
9	A	Ohio St.	58 81	26	H	Iowa St.	60 77	54	A	Michigan	40 74	107	H	Lamar	84 45
9	H	Ohio St.	59 64	28	H	Wisconsin	74 76	54	H	Michigan	54 65	121	H	Colorado	87 78
11	N	Xavier	56 71	42	N	TCU	61 56	63	A	Illinois	62 64	186	H	Idaho St.	79 44
16	A	Michigan St.	50 70	43	A	Iowa	54 75	63	H	Illinois	48 61	208	H	Ill.-Chicago	94 58
16	H	Michigan St.	57 66	43	H	Iowa	72 69	71	A	Utah	59 60	218	H	North Dakota St.	65 37
				46	A	Maryland	45 66	79	A	Purdue	43 51	274	H	Santa Clara	91 51
								79	H	Purdue	74 47				
								88	A	Penn St.	59 52				
								88	H	Penn St.	56 48				
								88	N	Penn St.	52 63				
								93	A	Indiana	59 50				
								97	A	Northwestern	60 61				
								97	H	Northwestern	73 65				
LAST 12 Division I GAMES:															
				88	N	Penn St.	52 63	88	A	Penn St.	59 52				
				16	A	Michigan St.	50 70	54	A	Michigan	40 74				
				54	H	Michigan	54 65	28	H	Wisconsin	74 76				
				93	A	Indiana	59 50	63	H	Illinois	48 61				
				43	A	Iowa	54 75	9	A	Ohio St.	58 81				
				9	H	Ohio St.	59 64	16	H	Michigan St.	57 66				

Non-Div I Games:

Minnesota

■ Loss,
■ Non-Conf,
■ S Site,
■ H Home
■ A Away
N Neutral

Mississippi

Through Games Of Sunday, March 14, 2010

Average RPI Win:	160	WON-LOST	WINNING	LAST 12	STRENGTH OF	OPP. STRENGTH	TEAM	ADJ.	CONF.	ADJ CONF.
Average RPI Loss:	41	RECORD	PCT. RANK	GAMES	SCHEDULE	OF SCHEDULE	RPI	RPI	RPI	RPI
DIV. I ONLY	17- 14	129	3- 9	58	37	80	77	4	4	
DIV. I NON-CONF.	9- 4	80	0- 0	258	148	126	126	3	3	
TOTALS	RPI 1-25	RPI 26-50	W-L RECORDS	RPI 51-100	RPI 101-150	RPI 150+				
17- 14	1- 8	3- 1	OVERALL	3- 3	2- 2	8- 0				
9- 4	0- 3	2- 0	HOME	1- 1	1- 0	5- 0				
6- 9	1- 4	1- 1	AWAY	1- 2	1- 2	2- 0				
2- 1	0- 1	0- 0	NEUTRAL	1- 0	0- 0	1- 0				
9- 4	0- 2	0- 0	NON-CONFERENCE	1- 1	1- 1	7- 0				
4- 1	0- 1	0- 0	HOME	0- 0	0- 0	4- 0				
4- 3	0- 1	0- 0	AWAY	1- 1	1- 1	2- 0				
1- 0	0- 0	0- 0	NEUTRAL	0- 0	0- 0	1- 0				
8- 10	1- 6	3- 1	CONFERENCE	2- 2	1- 1	1- 0				
5- 3	0- 2	2- 0	HOME	1- 1	1- 0	1- 0				
2- 6	1- 3	1- 1	AWAY	0- 1	0- 1	0- 0				
1- 1	0- 1	0- 0	NEUTRAL	1- 0	0- 0	0- 0				

RPI 1-25				RPI 26-50				RPI 51-100 Team's RPI: 77				RPI 101+			
RPI	S	Opponent	Score	RPI	S	Opponent	Score	RPI	S	Opponent	Score	RPI	S	Opponent	Score
3	A	Tennessee	63 75	29	A	LSU	102 101	53	A	South Carolina	50 64	116	A	Arkansas	59 67
3	H	Tennessee	58 61	29	H	LSU	80 71	53	N	South Carolina	64 63	116	H	Arkansas	86 71
3	N	Tennessee	51 76	45	A	Mississippi St.	54 73	55	A	Old Dominion	66 75	124	A	Arizona	59 65
9	H	Ohio St.	77 79	45	H	Mississippi St.	66 58	56	A	UALR	70 51	137	A	Memphis	73 72
13	A	Texas	58 64					69	H	Auburn	65 61	166	H	Alabama	70 56
19	A	Kentucky	66 80					85	H	Florida	64 67	167	A	Fla. Atlantic	80 57
21	A	Vanderbilt	72 86									246	A	Sam Houston St.	95 61
21	H	Vanderbilt	59 68									290	H	Southeastern La.	80 42
25	A	Georgia	66 65									298	H	Ark.-Pine Bluff	98 56
												303	N	San Jose St.	78 33
												342	H	Winston-Salem	101 46
												345	H	Centenary (LA)	87 38
LAST 12 Division I GAMES:															
		3 N Tennessee	51 76			45 A Mississippi St.	54 73								
		53 N South Carolina	64 63			3 H Tennessee	58 61								
		3 A Tennessee	63 75			29 A LSU	102 101								
		69 H Auburn	65 61			19 A Kentucky	66 80								
		21 H Vanderbilt	59 68			85 H Florida	64 67								
		116 A Arkansas	59 67			53 A South Carolina	50 64								

Non-Div I Games:

Mississippi

■ Loss,
 ■ Non-Conf,
 ■ S Site,
 ■ H Home
 ■ A Away
 N Neutral

Mississippi St.

Through Games Of Sunday, March 14, 2010

Average RPI Win:	135	WON-LOST	WINNING	LAST 12	STRENGTH OF	OPP. STRENGTH	TEAM	ADJ.	CONF.	ADJ CONF.
Average RPI Loss:	39	RECORD	PCT. RANK	GAMES	SCHEDULE	OF SCHEDULE	RPI	RPI	RPI	RPI
DIV. I ONLY	19- 12	94	7- 5	45	41	50	45	4	4	
DIV. I NON-CONF.	9- 4	80	0- 0	101	74	74	73	3	3	
TOTALS	RPI 1-25	RPI 26-50	W-L RECORDS	RPI 51-100	RPI 101-150	RPI 150+				
19- 12	4- 6	1- 2	OVERALL	5- 4	2- 0	7- 0				
12- 4	2- 2	1- 0	HOME	2- 2	1- 0	6- 0				
6- 4	1- 1	0- 1	AWAY	3- 2	1- 0	1- 0				
1- 4	1- 3	0- 1	NEUTRAL	0- 0	0- 0	0- 0				
9- 4	0- 3	1- 1	NON-CONFERENCE	2- 0	1- 0	5- 0				
8- 0	0- 0	1- 0	HOME	1- 0	1- 0	5- 0				
1- 1	0- 1	0- 0	AWAY	1- 0	0- 0	0- 0				
0- 3	0- 2	0- 1	NEUTRAL	0- 0	0- 0	0- 0				
10- 8	4- 3	0- 1	CONFERENCE	3- 4	1- 0	2- 0				
4- 4	2- 2	0- 0	HOME	1- 2	0- 0	1- 0				
5- 3	1- 0	0- 1	AWAY	2- 2	1- 0	1- 0				
1- 1	1- 1	0- 0	NEUTRAL	0- 0	0- 0	0- 0				

RPI 1-25				RPI 26-50				Team's RPI: 45	RPI 51-100				RPI 101+			
RPI	S	Opponent	Score	RPI	S	Opponent	Score		RPI	S	Opponent	Score	RPI	S	Opponent	Score
3	H	Tennessee	48 75	29	A	LSU	47 76		53	A	South Carolina	55 53	116	A	Arkansas	78 60
11	A	Xavier	60 81	36	N	Southern California	60 64		69	A	Auburn	73 58	143	H	Samford	80 41
13	N	Texas	55 73	46	H	Maryland	84 55		69	H	Auburn	36 50	166	A	Alabama	71 47
19	H	Kentucky	59 69						76	A	Louisiana Tech	72 68	166	H	Alabama	77 44
19	N	Kentucky	65 76						77	A	Mississippi	58 66	226	H	Southern Miss.	85 52
21	A	Vanderbilt	65 56						77	H	Mississippi	73 54	298	H	Ark.-Pine Bluff	106 48
21	H	Vanderbilt	90 76						85	A	Florida	78 80	299	H	Alcorn St.	108 67
24	N	Rutgers	54 62						85	H	Florida	52 55	313	H	Mississippi Val.	88 53
25	H	Georgia	74 66						87	H	East Tenn. St.	80 50	336	H	Utah Valley	81 35
25	N	Georgia	67 52													
LAST 12 Division I GAMES:																
19	N	Kentucky	65 76	53	A	South Carolina	55 53									
25	N	Georgia	67 52	85	A	Florida	78 80									
29	A	LSU	47 76	166	H	Alabama	77 44									
166	A	Alabama	71 47	19	H	Kentucky	59 69									
69	H	Auburn	36 50	25	H	Georgia	74 66									
77	H	Mississippi	73 54	21	A	Vanderbilt	65 56									

Non-Div I Games:

Mississippi St.

■ Loss,
 ■ Non-Conf, S Site,
 ■ Home
 ■ Away
 N Neutral

Average RPI Win:	290	WON-LOST	WINNING	LAST 12	STRENGTH OF	OPP. STRENGTH	TEAM	ADJ.	CONF.	ADJ CONF.
Average RPI Loss:	202	RECORD	PCT. RANK	GAMES	SCHEDULE	OF SCHEDULE	RPI	RPI	RPI	RPI
DIV. I ONLY	6- 20	308	5- 7	208	321	310	313	32	32	
DIV. I NON-CONF.	0- 8	339	0- 0	14	51	250	249	32	32	
TOTALS	RPI 1-25	RPI 26-50	W-L RECORDS	RPI 51-100	RPI 101-150	RPI 150+				
6- 20	0- 2	0- 3	OVERALL	0- 0	0- 1	6- 14				
4- 4	0- 0	0- 0	HOME	0- 0	0- 0	4- 4				
1- 14	0- 2	0- 3	AWAY	0- 0	0- 1	1- 8				
1- 2	0- 0	0- 0	NEUTRAL	0- 0	0- 0	1- 2				
0- 8	0- 2	0- 3	NON-CONFERENCE	0- 0	0- 1	0- 2				
0- 0	0- 0	0- 0	HOME	0- 0	0- 0	0- 0				
0- 6	0- 2	0- 3	AWAY	0- 0	0- 1	0- 0				
0- 2	0- 0	0- 0	NEUTRAL	0- 0	0- 0	0- 2				
6- 12	0- 0	0- 0	CONFERENCE	0- 0	0- 0	6- 12				
4- 4	0- 0	0- 0	HOME	0- 0	0- 0	4- 4				
1- 8	0- 0	0- 0	AWAY	0- 0	0- 0	1- 8				
1- 0	0- 0	0- 0	NEUTRAL	0- 0	0- 0	1- 0				

RPI 1-25			RPI 26-50			RPI 51-100			RPI 101+			Team's RPI: 313
RPI	S	Opponent	Score	RPI	S	Opponent	Score	RPI	S	Opponent	Score	
11	A	Xavier	52 92	26	A	Iowa St.	44 83	136	A	UAB	60 84	
19	A	Kentucky	48 93	32	A	Georgia Tech	41 89	190	A	Southern U.	44 60	
				45	A	Mississippi St.	53 88	190	H	Southern U.	48 59	
								236	A	Prairie View	62 83	
								236	H	Prairie View	61 50	
								259	A	Alabama A&M	64 75	
								259	H	Alabama A&M	56 60	
								263	N	Md.-East. Shore	49 61	
								271	A	Texas Southern	66 67	
								271	H	Texas Southern	69 66	
								285	N	UT Martin	65 69	
								291	A	Alabama St.	46 48	
								291	H	Alabama St.	63 65	
								297	A	Grambling	54 60	
								297	H	Grambling	60 51	
								298	A	Ark.-Pine Bluff	72 91	
								298	N	Ark.-Pine Bluff	80 68	
								299	A	Alcorn St.	66 56	
								299	H	Alcorn St.	51 52	
								338	A	Jackson St.	65 70	
								338	H	Jackson St.	75 63	
LAST 12 Division I GAMES:												
298	A	Ark.-Pine Bluff	72 91	299	A	Alcorn St.	66 56					
297	A	Grambling	54 60	259	H	Alabama A&M	56 60					
338	A	Jackson St.	65 70	291	H	Alabama St.	63 65					
236	H	Prairie View	61 50	297	H	Grambling	60 51					
271	H	Texas Southern	69 66	338	H	Jackson St.	75 63					
190	A	Southern U.	44 60	236	A	Prairie View	62 83					

Non-Div I Games: Tougaloo 60 53 Talladega 73 60 Stillman 71 58

Mississippi Val.

Loss, Non-Conf, S Site, H Home A Away N Neutral

Average RPI Win:	171	WON-LOST	WINNING	LAST 12	STRENGTH OF	OPP. STRENGTH	TEAM	ADJ.	CONF.	ADJ CONF.
Average RPI Loss:	43	RECORD	PCT. RANK	GAMES	SCHEDULE	OF SCHEDULE	RPI	RPI	RPI	RPI
DIV. I ONLY	12- 18	231	1- 11	30	36	114	110	1	1	
DIV. I NON-CONF.	10- 3	51	0- 0	93	206	55	55	1	1	
TOTALS	RPI 1-25	RPI 26-50	W-L RECORDS	RPI 51-100	RPI 101-150	RPI 150+				
12- 18	1- 9	0- 4	OVERALL	2- 2	2- 3	7- 0				
9- 8	1- 3	0- 2	HOME	1- 1	2- 2	5- 0				
2- 9	0- 5	0- 2	AWAY	1- 1	0- 1	1- 0				
1- 1	0- 1	0- 0	NEUTRAL	0- 0	0- 0	1- 0				
10- 3	0- 2	0- 0	NON-CONFERENCE	1- 0	2- 1	7- 0				
7- 2	0- 1	0- 0	HOME	0- 0	2- 1	5- 0				
2- 1	0- 1	0- 0	AWAY	1- 0	0- 0	1- 0				
1- 0	0- 0	0- 0	NEUTRAL	0- 0	0- 0	1- 0				
2- 15	1- 7	0- 4	CONFERENCE	1- 2	0- 2	0- 0				
2- 6	1- 2	0- 2	HOME	1- 1	0- 1	0- 0				
0- 8	0- 4	0- 2	AWAY	0- 1	0- 1	0- 0				
0- 1	0- 1	0- 0	NEUTRAL	0- 0	0- 0	0- 0				

RPI	S	Opponent	Score	RPI	S	Opponent	Score	RPI	S	Opponent	Score	RPI	S	Opponent	Score	Team's RPI: 110
4	A	Nebraska	51 67	26	A	Iowa St.	42 55	58	H	Texas Tech	58 55	112	H	Duquesne	72 66	
4	H	Nebraska	78 82	26	H	Iowa St.	39 65	89	A	Kansas St.	33 37	117	H	UNI	74 57	
6	A	Texas A&M	55 65	44	A	Kansas	59 72	89	H	Kansas St.	50 65	121	A	Colorado	48 64	
8	H	Oklahoma	61 62	44	H	Kansas	59 61	93	A	Indiana	76 71	121	H	Colorado	79 80	
11	H	Xavier	60 68									137	H	Memphis	74 75	
12	A	Oklahoma St.	60 75									157	A	Bradley	52 46	
13	A	Texas	41 60									177	H	Ball St.	66 55	
13	N	Texas	59 64									201	N	Florida A&M	69 65	
14	A	Florida St.	66 73									239	H	North Texas	71 44	
15	H	Baylor	70 62									281	H	Murray St.	71 32	
												298	H	Ark.-Pine Bluff	81 50	
												305	H	Tex.-Pan American	83 34	
LAST 12 Division I GAMES:																
13	N	Texas	59 64	4	H	Nebraska	78 82									
58	H	Texas Tech	58 55	89	A	Kansas St.	33 37									
13	A	Texas	41 60	26	H	Iowa St.	39 65									
4	A	Nebraska	51 67	6	A	Texas A&M	55 65									
121	H	Colorado	79 80	44	H	Kansas	59 61									
26	A	Iowa St.	42 55	12	A	Oklahoma St.	60 75									

Non-Div I Games:

Missouri

■ Loss,
 ■ Non-Conf, S Site,
 ■ Home
 ■ Away
 N Neutral

Average RPI Win:	192	WON-LOST	WINNING	LAST 12	STRENGTH OF	OPP. STRENGTH	TEAM	ADJ.	CONF.	ADJ CONF.
Average RPI Loss:	108	RECORD	PCT. RANK	GAMES	SCHEDULE	OF SCHEDULE	RPI	RPI	RPI	RPI
DIV. I ONLY	20- 10	77	8- 4	169	121	104	101	11	11	
DIV. I NON-CONF.	8- 3	69	0- 0	204	136	91	91	11	11	
TOTALS	RPI 1-25	RPI 26-50	W-L RECORDS	RPI 51-100	RPI 101-150	RPI 150+				
20- 10	0- 1	0- 2	OVERALL	2- 2	7- 0	11- 5				
11- 3	0- 1	0- 1	HOME	1- 0	3- 0	7- 1				
8- 6	0- 0	0- 1	AWAY	1- 2	3- 0	4- 3				
1- 1	0- 0	0- 0	NEUTRAL	0- 0	1- 0	0- 1				
8- 3	0- 1	0- 0	NON-CONFERENCE	0- 2	3- 0	5- 0				
4- 1	0- 1	0- 0	HOME	0- 0	1- 0	3- 0				
3- 2	0- 0	0- 0	AWAY	0- 2	1- 0	2- 0				
1- 0	0- 0	0- 0	NEUTRAL	0- 0	1- 0	0- 0				
12- 7	0- 0	0- 2	CONFERENCE	2- 0	4- 0	6- 5				
7- 2	0- 0	0- 1	HOME	1- 0	2- 0	4- 1				
5- 4	0- 0	0- 1	AWAY	1- 0	2- 0	2- 3				
0- 1	0- 0	0- 0	NEUTRAL	0- 0	0- 0	0- 1				

RPI 1-25				RPI 26-50				RPI 51-100				RPI 101+				Team's RPI: 101	
RPI	S	Opponent	Score	RPI	S	Opponent	Score	RPI	S	Opponent	Score	RPI	S	Opponent	Score		
18	H	Georgetown	55 79	50	A	Illinois St.	72 82	65	A	Creighton	82 67	117	A	UNI	95 79		
				50	H	Illinois St.	72 81	65	H	Creighton	70 64	117	H	UNI	90 80		
								89	A	Kansas St.	60 64	139	N	UTEP	80 73		
								90	A	Eastern Mich.	81 93	140	A	Oral Roberts	99 81		
												141	H	Tulsa	88 73		
												142	A	Indiana St.	69 58		
												142	H	Indiana St.	69 65		
												154	A	Drake	84 88		
												154	H	Drake	87 78		
												156	A	Wichita St.	65 73		
												156	H	Wichita St.	85 92		
												156	N	Wichita St.	75 80		
												157	A	Bradley	64 65		
												157	H	Bradley	72 67		
												213	A	Arkansas St.	73 65		
												220	H	St. Louis	75 59		
												265	A	SIU Edwardsville	76 60		
												279	A	Southern Ill.	69 68		
												279	H	Southern Ill.	83 72		
												281	H	Murray St.	76 70		
												304	A	Evansville	86 57		
												304	H	Evansville	83 60		
												324	H	Southeast Mo. St.	72 46		
LAST 12 Division I GAMES:																	
				156	N	Wichita St.	75 80	50	A	Illinois St.	72 82						
				157	A	Bradley	64 65	142	A	Indiana St.	69 58						
				117	A	UNI	95 79	154	H	Drake	87 78						
				304	H	Evansville	83 60	65	H	Creighton	70 64						
				279	H	Southern Ill.	83 72	304	A	Evansville	86 57						
				156	A	Wichita St.	65 73	279	A	Southern Ill.	69 68						

Non-Div I Games:

Missouri St.

■ Loss,
 ■ Non-Conf, S Site,
 ■ Home
 ■ Away
 N Neutral

Average RPI Win: 238		WON-LOST	WINNING	LAST 12	STRENGTH OF	OPP. STRENGTH	TEAM	ADJ.	CONF.	ADJ CONF.
Average RPI Loss: 185		RECORD	PCT. RANK	GAMES	SCHEDULE	OF SCHEDULE	RPI	RPI	RPI	RPI
DIV. I ONLY		16- 14	144	7- 5	298	221	208	211	22	23
DIV. I NON-CONF.		5- 8	220	0- 1	324	188	298	297	25	26
TOTALS		RPI 1-25	RPI 26-50	W-L RECORDS		RPI 51-100	RPI 101-150	RPI 150+		
16- 14	0- 0		0- 1	OVERALL		0- 1	1- 3	15- 9		
10- 4	0- 0		0- 0	HOME		0- 0	0- 1	10- 3		
5- 10	0- 0		0- 1	AWAY		0- 1	1- 2	4- 6		
1- 0	0- 0		0- 0	NEUTRAL		0- 0	0- 0	1- 0		
5- 8		0- 0	0- 1	NON-CONFERENCE		0- 1	0- 1	5- 5		
4- 2		0- 0	0- 0	HOME		0- 0	0- 0	4- 2		
0- 6		0- 0	0- 1	AWAY		0- 1	0- 1	0- 3		
1- 0		0- 0	0- 0	NEUTRAL		0- 0	0- 0	1- 0		
11- 6		0- 0	0- 0	CONFERENCE		0- 0	1- 2	10- 4		
6- 2		0- 0	0- 0	HOME		0- 0	0- 1	6- 1		
5- 4		0- 0	0- 0	AWAY		0- 0	1- 1	4- 3		
0- 0		0- 0	0- 0	NEUTRAL		0- 0	0- 0	0- 0		

[illegible]

Non-Div I Games:

Monmouth

■ Loss, ■ Non-Conf, S Site, H Home A Away N Neutral

M
o
n
m
o
u
t
h

RPI S Opponent Score

Through Games Of Sunday, March 14, 2010

RPI	S	Opponent	Score	
332	A	Rider	41	56
340	A	St. Francis (NY)	65	30

M
o
n
m
o
u
t
h

Monmouth

Montana

Through Games Of Sunday, March 14, 2010

Average RPI Win: 223	WON-LOST	WINNING	LAST 12	STRENGTH OF	OPP. STRENGTH	TEAM	ADJ.	CONF.	ADJ CONF.
Average RPI Loss: 170	RECORD	PCT. RANK	GAMES	SCHEDULE	OF SCHEDULE	RPI	RPI	RPI	RPI
DIV. I ONLY	13- 14	180	7- 5	209	233	201	202	23	22
DIV. I NON-CONF.	3- 7	267	0- 0	108	125	211	207	24	21
TOTALS	RPI 1-25	RPI 26-50	W-L RECORDS	RPI 51-100	RPI 101-150	RPI 150+			
13- 14	0- 0	0- 1	OVERALL	0- 1	0- 2	13- 10			
9- 3	0- 0	0- 0	HOME	0- 1	0- 0	9- 2			
4- 8	0- 0	0- 1	AWAY	0- 0	0- 1	4- 6			
0- 3	0- 0	0- 0	NEUTRAL	0- 0	0- 1	0- 2			
3- 7	0- 0	0- 1	NON-CONFERENCE	0- 1	0- 2	3- 3			
3- 1	0- 0	0- 0	HOME	0- 1	0- 0	3- 0			
0- 4	0- 0	0- 1	AWAY	0- 0	0- 1	0- 2			
0- 2	0- 0	0- 0	NEUTRAL	0- 0	0- 1	0- 1			
10- 7	0- 0	0- 0	CONFERENCE	0- 0	0- 0	10- 7			
6- 2	0- 0	0- 0	HOME	0- 0	0- 0	6- 2			
4- 4	0- 0	0- 0	AWAY	0- 0	0- 0	4- 4			
0- 1	0- 0	0- 0	NEUTRAL	0- 0	0- 0	0- 1			

RPI 1-25			RPI 26-50			RPI 51-100			RPI 101+ Team's RPI: 202		
RPI	S	Opponent	Score	RPI	S	Opponent	Score	RPI	S	Opponent	Score
				30	A	Gonzaga	48 75	100	H	Oregon	81 86
								103	N	South Fla.	53 63
								113	A	Wyoming	38 68
								163	H	UC Riverside	65 55
								170	A	Portland	58 66
								171	H	Idaho	73 49
								173	A	Eastern Wash.	64 67
								173	H	Eastern Wash.	75 60
								174	H	Denver	65 51
								178	A	Colorado St.	64 72
								184	A	Portland St.	47 49
								184	H	Portland St.	60 72
								184	N	Portland St.	47 62
								186	A	Idaho St.	67 53
								186	H	Idaho St.	63 55
								187	A	Montana St.	76 67
								187	H	Montana St.	72 77
								220	N	St. Louis	55 72
								229	A	Northern Colo.	63 60
								229	H	Northern Colo.	65 54
								234	A	Sacramento St.	83 100
								234	H	Sacramento St.	77 61
								317	A	Weber St.	55 59
								317	H	Weber St.	73 67
								325	A	Northern Ariz.	72 66
								325	H	Northern Ariz.	54 48
LAST 12 Division I GAMES:											
				184	N	Portland St.	47 62	184	H	Portland St.	60 72
				229	A	Northern Colo.	63 60	186	A	Idaho St.	67 53
				325	A	Northern Ariz.	72 66	317	A	Weber St.	55 59
				187	H	Montana St.	72 77	325	H	Northern Ariz.	54 48
				234	A	Sacramento St.	83 100	229	H	Northern Colo.	65 54
				173	H	Eastern Wash.	75 60	187	A	Montana St.	76 67

Non-Div I Games: Great Falls 86 35 Montana Western 65 30

Montana

Loss, Non-Conf, S Site, H Home A Away N Neutral

Average RPI Win: 242		WON-LOST	WINNING	LAST 12	STRENGTH OF	OPP. STRENGTH	TEAM	ADJ.	CONF.	ADJ CONF.
Average RPI Loss: 176		RECORD	PCT. RANK	GAMES	SCHEDULE	OF SCHEDULE	RPI	RPI	RPI	RPI
DIV. I ONLY		17- 14	129	9- 3	233	289	181	187	23	22
DIV. I NON-CONF.		6- 6	160	0- 0	181	298	173	173	24	21
TOTALS		RPI 1-25	RPI 26-50	W-L RECORDS	RPI 51-100	RPI 101-150	RPI 150+			
17- 14	0- 0		0- 1	OVERALL	0- 0	0- 2	17- 11			
7- 7	0- 0		0- 1	HOME	0- 0	0- 1	7- 5			
9- 6	0- 0		0- 0	AWAY	0- 0	0- 1	9- 5			
1- 1	0- 0		0- 0	NEUTRAL	0- 0	0- 0	1- 1			
6- 6	0- 0		0- 1	NON-CONFERENCE	0- 0	0- 2	6- 3			
3- 3	0- 0		0- 1	HOME	0- 0	0- 1	3- 1			
3- 3	0- 0		0- 0	AWAY	0- 0	0- 1	3- 2			
0- 0	0- 0		0- 0	NEUTRAL	0- 0	0- 0	0- 0			
11- 8	0- 0		0- 0	CONFERENCE	0- 0	0- 0	11- 8			
4- 4	0- 0		0- 0	HOME	0- 0	0- 0	4- 4			
6- 3	0- 0		0- 0	AWAY	0- 0	0- 0	6- 3			
1- 1	0- 0		0- 0	NEUTRAL	0- 0	0- 0	1- 1			

[illegible]

Non-Div I Games: Mont. St.-Northern 89 59

Montana St.

Loss, Non-Conf, S Site, H Home A Away N Neutral

M
o
n
t
a
n
a
S
t
.

Montana St.
RPI S Opponent Score

Through Games Of Sunday, March 14, 2010

RPI	S	Opponent	Score	
325	A	Northern Ariz.	68	64
325	H	Northern Ariz.	64	76
326	A	Pacific	91	79
334	H	Southern Utah	62	43

M
o
n
t
a
n
a
S
t
.

Montana St.

Average RPI Win:	268	WON-LOST	WINNING	LAST 12	STRENGTH OF	OPP. STRENGTH	TEAM	ADJ.	CONF.	ADJ CONF.
Average RPI Loss:	164	RECORD	PCT. RANK	GAMES	SCHEDULE	OF SCHEDULE	RPI	RPI	RPI	RPI
DIV. I ONLY	21- 10	70	9- 3	308	290	160	161	28	28	
DIV. I NON-CONF.	6- 5	144	0- 0	232	217	171	172	29	29	
TOTALS	RPI 1-25	RPI 26-50	W-L RECORDS	RPI 51-100	RPI 101-150	RPI 150+				
21- 10	0- 1	0- 0	OVERALL	0- 2	2- 2	19- 5				
12- 5	0- 1	0- 0	HOME	0- 1	1- 1	11- 2				
9- 3	0- 0	0- 0	AWAY	0- 0	1- 1	8- 2				
0- 2	0- 0	0- 0	NEUTRAL	0- 1	0- 0	0- 1				
6- 5	0- 1	0- 0	NON-CONFERENCE	0- 2	2- 0	4- 2				
4- 3	0- 1	0- 0	HOME	0- 1	1- 0	3- 1				
2- 1	0- 0	0- 0	AWAY	0- 0	1- 0	1- 1				
0- 1	0- 0	0- 0	NEUTRAL	0- 1	0- 0	0- 0				
15- 5	0- 0	0- 0	CONFERENCE	0- 0	0- 2	15- 3				
8- 2	0- 0	0- 0	HOME	0- 0	0- 1	8- 1				
7- 2	0- 0	0- 0	AWAY	0- 0	0- 1	7- 1				
0- 1	0- 0	0- 0	NEUTRAL	0- 0	0- 0	0- 1				

RPI 1-25				RPI 26-50				RPI 51-100				RPI 101+ Team's RPI: 161			
RPI	S	Opponent	Score	RPI	S	Opponent	Score	RPI	S	Opponent	Score	RPI	S	Opponent	Score
19	H	Kentucky	55 72					60	N	Gardner-Webb	65 75	114	A	Robert Morris	58 57
								61	H	Toledo	61 77	131	H	Detroit	84 71
												148	A	Eastern Ill.	63 74
												148	H	Eastern Ill.	60 62
												176	A	Austin Peay	88 68
												176	H	Austin Peay	79 56
												176	N	Austin Peay	71 78
												180	H	Marshall	71 73
												252	A	Longwood	68 62
												264	A	Eastern Ky.	59 58
												264	H	Eastern Ky.	67 79
												265	A	SIU Edwardsville	64 67
												270	A	Tennessee Tech	71 63
												270	H	Tennessee Tech	80 45
												281	A	Murray St.	58 51
												281	H	Murray St.	95 90
												281	H	Murray St.	66 63
												285	A	UT Martin	59 42
												285	H	UT Martin	76 50
												301	A	Tennessee St.	76 65
												301	H	Tennessee St.	61 47
												315	A	Jacksonville St.	60 70
												315	H	Jacksonville St.	80 53
												324	A	Southeast Mo. St.	65 50
												324	H	Southeast Mo. St.	75 37
												327	H	Presbyterian	62 51
LAST 12 Division I GAMES:															
				176	N	Austin Peay	71 78					148	A	Eastern Ill.	63 74
				281	H	Murray St.	95 90					270	H	Tennessee Tech	80 45
				285	H	UT Martin	76 50					315	H	Jacksonville St.	80 53
				281	H	Murray St.	66 63					176	A	Austin Peay	88 68
				264	H	Eastern Ky.	67 79					301	A	Tennessee St.	76 65
				324	A	Southeast Mo. St.	65 50					264	A	Eastern Ky.	59 58

Non-Div I Games: Ky. Christian 78 44

Morehead St.

■ Loss,
 ■ Non-Conf, S Site,
 ■ Home
 ■ Away
 N Neutral

RPI	S	Opponent	Score
331	H	Lipscomb	62 53
342	H	Winston-Salem	68 45

M
o
r
e
h
e
a
d
s
t
.

M
o
r
e
h
e
a
d
s
t
.

Morehead St.

Average RPI Win:	285	WON-LOST	WINNING	LAST 12	STRENGTH OF	OPP. STRENGTH	TEAM	ADJ.	CONF.	ADJ CONF.
Average RPI Loss:	199	RECORD	PCT. RANK	GAMES	SCHEDULE	OF SCHEDULE	RPI	RPI	RPI	RPI
DIV. I ONLY	17- 13	117	8- 4	336	327	240	242	29	29	
DIV. I NON-CONF.	5- 8	220	1- 0	333	289	311	312	31	31	
TOTALS	RPI 1-25	RPI 26-50	W-L RECORDS	RPI 51-100	RPI 101-150	RPI 150+				
17- 13	0- 0	0- 0	OVERALL	0- 1	1- 4	16- 8				
9- 1	0- 0	0- 0	HOME	0- 0	1- 0	8- 1				
7- 7	0- 0	0- 0	AWAY	0- 0	0- 3	7- 4				
1- 5	0- 0	0- 0	NEUTRAL	0- 1	0- 1	1- 3				
5- 8	0- 0	0- 0	NON-CONFERENCE	0- 1	0- 2	5- 5				
2- 0	0- 0	0- 0	HOME	0- 0	0- 0	2- 0				
2- 4	0- 0	0- 0	AWAY	0- 0	0- 1	2- 3				
1- 4	0- 0	0- 0	NEUTRAL	0- 1	0- 1	1- 2				
12- 5	0- 0	0- 0	CONFERENCE	0- 0	1- 2	11- 3				
7- 1	0- 0	0- 0	HOME	0- 0	1- 0	6- 1				
5- 3	0- 0	0- 0	AWAY	0- 0	0- 2	5- 1				
0- 1	0- 0	0- 0	NEUTRAL	0- 0	0- 0	0- 1				

RPI S	Opponent	Score	RPI S	Opponent	Score	RPI S	Opponent	Score	RPI S	Opponent	Score	Team's RPI: 242
						84 N	Richmond	60 63	108 N	VCU	68 75	
									109 A	American	45 59	
									130 A	Hampton	37 74	
									138 A	N.C. A&T	56 67	
									138 H	N.C. A&T	73 69	
									191 A	Seton Hall	58 55	
									201 H	Florida A&M	58 48	
									216 A	Howard	57 48	
									237 H	Bethune-Cookman	68 79	
									237 N	Bethune-Cookman	52 63	
									240 N	Quinnipiac	57 68	
									248 A	UNC Greensboro	68 85	
									251 N	Troy	54 60	
									263 A	Md.-East. Shore	64 66	
									263 H	Md.-East. Shore	65 51	
									267 A	Brown	62 65	
									273 A	St. Peter's	51 55	
									281 N	Murray St.	83 74	
									295 H	N.C. Central	75 38	
									308 A	South Carolina St.	82 75	
									308 H	South Carolina St.	86 64	
									311 A	Coppin St.	61 50	
									311 H	Coppin St.	65 56	
									328 A	Delaware St.	53 52	
									328 H	Delaware St.	62 58	
									342 A	Winston-Salem	62 43	
LAST 12 Division I GAMES:												
			237 N	Bethune-Cookman	52 63		308 H	South Carolina St.	86 64			
			311 H	Coppin St.	65 56		342 H	Winston-Salem	73 44			
			138 H	N.C. A&T	73 69		237 H	Bethune-Cookman	68 79			
			343 H	Norfolk St.	80 62		201 H	Florida A&M	58 48			
			263 A	Md.-East. Shore	64 66		138 A	N.C. A&T	56 67			
			328 A	Delaware St.	53 52		343 A	Norfolk St.	70 55			

Non-Div I Games:

Morgan St.

■ Loss,
 ■ Non-Conf, S Site,
 ■ Home
 ■ Away
 N Neutral

RPI	S	Opponent	Score	
342	H	Winston-Salem	73	44
343	A	Norfolk St.	70	55
343	H	Norfolk St.	80	62

M
o
r
g
a
n
S
t
.

M
o
r
g
a
n
S
t
.

Morgan St.

Average RPI Win: 285				WON-LOST		WINNING		LAST 12		STRENGTH OF		OPP. STRENGTH		TEAM		ADJ.		CONF.		ADJ CONF.	
Average RPI Loss: 179				RECORD		PCT. RANK		GAMES		SCHEDULE		OF SCHEDULE		RPI		RPI		RPI		RPI	
DIV. I ONLY				10- 18		260		4- 8		309		259		289		289		22		23	
DIV. I NON-CONF.				5- 6		184		1- 0		318		256		265		266		25		26	
TOTALS		RPI 1-25		RPI 26-50		W-L RECORDS		RPI 51-100		RPI 101-150		RPI 150+									
10- 18		0- 0		0- 0		OVERALL		0- 1		0- 6		10- 11									
5- 7		0- 0		0- 0		HOME		0- 0		0- 2		5- 5									
5- 11		0- 0		0- 0		AWAY		0- 1		0- 4		5- 6									
0- 0		0- 0		0- 0		NEUTRAL		0- 0		0- 0		0- 0									
5- 6		0- 0		0- 0		NON-CONFERENCE		0- 1		0- 2		5- 3									
2- 2		0- 0		0- 0		HOME		0- 0		0- 0		2- 2									
3- 4		0- 0		0- 0		AWAY		0- 1		0- 2		3- 1									
0- 0		0- 0		0- 0		NEUTRAL		0- 0		0- 0		0- 0									
5- 12		0- 0		0- 0		CONFERENCE		0- 0		0- 4		5- 8									
3- 5		0- 0		0- 0		HOME		0- 0		0- 2		3- 3									
2- 7		0- 0		0- 0		AWAY		0- 0		0- 2		2- 5									
0- 0		0- 0		0- 0		NEUTRAL		0- 0		0- 0		0- 0									

[illegible]

Non-Div I Games:

Mt. St. Mary's

Loss, Non-Conf, S Site, H Home A Away N Neutral

RPI	S	Opponent	Score
340	H	St. Francis (NY)	60 47

M
t
.
S
t
.
M
a
r
y
'
s

M
t
.
S
t
.
M
a
r
y
'
s

Mt. St. Mary's

Average RPI Win: 286		WON-LOST	WINNING	LAST 12	STRENGTH OF	OPP. STRENGTH	TEAM	ADJ.	CONF.	ADJ CONF.
Average RPI Loss: 196		RECORD	PCT. RANK	GAMES	SCHEDULE	OF SCHEDULE	RPI	RPI	RPI	RPI
DIV. I ONLY		12- 17	223	5- 7	322	307	279	281	28	28
DIV. I NON-CONF.		4- 6	210	0- 0	312	265	283	283	29	29
TOTALS		RPI 1-25	RPI 26-50	W-L RECORDS	RPI 51-100	RPI 101-150	RPI 150+			
12- 17	0- 0		0- 0	OVERALL	0- 0	1- 4	11- 13			
6- 4	0- 0		0- 0	HOME	0- 0	0- 1	6- 3			
6- 12	0- 0		0- 0	AWAY	0- 0	1- 3	5- 9			
0- 1	0- 0		0- 0	NEUTRAL	0- 0	0- 0	0- 1			
4- 6	0- 0		0- 0	NON-CONFERENCE	0- 0	1- 2	3- 4			
1- 0	0- 0		0- 0	HOME	0- 0	0- 0	1- 0			
3- 5	0- 0		0- 0	AWAY	0- 0	1- 2	2- 3			
0- 1	0- 0		0- 0	NEUTRAL	0- 0	0- 0	0- 1			
8- 11	0- 0		0- 0	CONFERENCE	0- 0	0- 2	8- 9			
5- 4	0- 0		0- 0	HOME	0- 0	0- 1	5- 3			
3- 7	0- 0		0- 0	AWAY	0- 0	0- 1	3- 6			
0- 0	0- 0		0- 0	NEUTRAL	0- 0	0- 0	0- 0			

[illegible]

Non-Div I Games:	Mid-Continent	97	54
------------------	---------------	----	----

Murray St.

Loss, Non-Conf, S Site, H Home A Away N Neutral

RPI	S	Opponent	Score	
324	A	Southeast Mo. St.	90	72
324	H	Southeast Mo. St.	61	52
339	A	IUPUI	88	68

M
u
r
r
a
y
S
t
.

M
u
r
r
a
y
S
t
.

Murray St.

Average RPI Win:	275	WON-LOST	WINNING	LAST 12	STRENGTH OF	OPP. STRENGTH	TEAM	ADJ.	CONF.	ADJ CONF.
Average RPI Loss:	113	RECORD	PCT. RANK	GAMES	SCHEDULE	OF SCHEDULE	RPI	RPI	RPI	RPI
DIV. I ONLY	21- 10	70	9- 3	238	311	138	138	29	29	
DIV. I NON-CONF.	7- 7	160	1- 0	192	216	169	169	31	31	
TOTALS	RPI 1-25	RPI 26-50	W-L RECORDS	RPI 51-100	RPI 101-150	RPI 150+				
21- 10	0- 0	0- 3	OVERALL	0- 3	1- 2	20- 2				
9- 1	0- 0	0- 0	HOME	0- 1	1- 0	8- 0				
8- 8	0- 0	0- 3	AWAY	0- 2	0- 2	8- 1				
4- 1	0- 0	0- 0	NEUTRAL	0- 0	0- 0	4- 1				
7- 7	0- 0	0- 3	NON-CONFERENCE	0- 3	0- 1	7- 0				
1- 1	0- 0	0- 0	HOME	0- 1	0- 0	1- 0				
2- 6	0- 0	0- 3	AWAY	0- 2	0- 1	2- 0				
4- 0	0- 0	0- 0	NEUTRAL	0- 0	0- 0	4- 0				
14- 3	0- 0	0- 0	CONFERENCE	0- 0	1- 1	13- 2				
8- 0	0- 0	0- 0	HOME	0- 0	1- 0	7- 0				
6- 2	0- 0	0- 0	AWAY	0- 0	0- 1	6- 1				
0- 1	0- 0	0- 0	NEUTRAL	0- 0	0- 0	0- 1				

RPI	S	Opponent	Score	RPI	S	Opponent	Score	RPI	S	Opponent	Score	RPI	S	Opponent	Score	Team's RPI: 138
26	A	Iowa St.	62 66	64	A	Liberty	51 57	130	A	Hampton	80 90					
29	A	LSU	33 75	69	H	Auburn	63 76	130	H	Hampton	82 81					
49	A	Marist	64 80	74	A	New Mexico	55 77	135	A	Towson	69 74					
								201	A	Florida A&M	79 72					
								203	N	Yale	80 79					
								216	A	Howard	80 57					
								216	H	Howard	79 69					
								223	N	UMKC	71 64					
								237	A	Bethune-Cookman	88 62					
								242	A	Morgan St.	69 73					
								242	H	Morgan St.	67 56					
								263	H	Md.-East. Shore	76 46					
								295	A	N.C. Central	78 74					
								300	N	La.-Lafayette	95 78					
								308	A	South Carolina St.	67 60					
								308	H	South Carolina St.	83 63					
								308	N	South Carolina St.	60 61					
								309	N	Chicago St.	62 57					
								311	A	Coppin St.	72 53					
								311	H	Coppin St.	79 56					
								328	H	Delaware St.	70 56					
								342	A	Winston-Salem	79 53					
								342	H	Winston-Salem	63 31					
								343	A	Norfolk St.	81 51					
								343	H	Norfolk St.	79 59					
LAST 12 Division I GAMES:																
308	N	South Carolina St.	60 61	130	A	Hampton	80 90									
343	H	Norfolk St.	79 59	216	A	Howard	80 57									
242	A	Morgan St.	69 73	263	H	Md.-East. Shore	76 46									
311	A	Coppin St.	72 53	328	H	Delaware St.	70 56									
342	H	Winston-Salem	63 31	242	H	Morgan St.	67 56									
308	H	South Carolina St.	83 63	311	H	Coppin St.	79 56									

Non-Div I Games:

N.C. A&T

■ Loss,
 ■ Non-Conf, S Site,
 ■ Home
 ■ Away
 N Neutral

N.C. Central

Through Games Of Sunday, March 14, 2010

Average RPI Win:	313	WON-LOST	WINNING	LAST 12	STRENGTH OF	OPP. STRENGTH	TEAM	ADJ.	CONF.	ADJ CONF.
Average RPI Loss:	169	RECORD	PCT. RANK	GAMES	SCHEDULE	OF SCHEDULE	RPI	RPI	RPI	RPI
DIV. I ONLY	10- 18	260	5- 7	324	223	297	295	31	31	
DIV. I NON-CONF.	3- 17	318	1- 6	148	248	297	298	30	30	
TOTALS	RPI 1-25	RPI 26-50	W-L RECORDS	RPI 51-100	RPI 101-150	RPI 150+				
10- 18	0- 1	0- 2	OVERALL	0- 3	0- 3	10- 9				
6- 3	0- 0	0- 0	HOME	0- 1	0- 1	6- 1				
2- 15	0- 1	0- 2	AWAY	0- 2	0- 2	2- 8				
2- 0	0- 0	0- 0	NEUTRAL	0- 0	0- 0	2- 0				
3- 17	0- 1	0- 2	NON-CONFERENCE	0- 3	0- 3	3- 8				
3- 3	0- 0	0- 0	HOME	0- 1	0- 1	3- 1				
0- 14	0- 1	0- 2	AWAY	0- 2	0- 2	0- 7				
0- 0	0- 0	0- 0	NEUTRAL	0- 0	0- 0	0- 0				
7- 1	0- 0	0- 0	CONFERENCE	0- 0	0- 0	7- 1				
3- 0	0- 0	0- 0	HOME	0- 0	0- 0	3- 0				
2- 1	0- 0	0- 0	AWAY	0- 0	0- 0	2- 1				
2- 0	0- 0	0- 0	NEUTRAL	0- 0	0- 0	2- 0				

RPI 1-25				RPI 26-50				RPI 51-100				RPI 101+ Team's RPI: 295			
RPI	S	Opponent	Score	RPI	S	Opponent	Score	RPI	S	Opponent	Score	RPI	S	Opponent	Score
5	A	Duke	28 117	38	A	North Carolina	66 88	60	H	Gardner-Webb	55 66	103	A	South Fla.	37 79
				46	A	Maryland	39 88	64	A	Liberty	44 64	115	A	Virginia Tech	44 85
								94	A	Wake Forest	63 76	138	H	N.C. A&T	74 78
												219	A	George Mason	57 72
												242	A	Morgan St.	38 75
												248	A	UNC Greensboro	57 70
												252	A	Longwood	43 67
												252	H	Longwood	74 66
												257	A	Winthrop	39 57
												263	A	Md.-East. Shore	43 64
												263	H	Md.-East. Shore	69 60
												269	H	Campbell	63 79
												308	A	South Carolina St.	75 81
												308	H	South Carolina St.	84 54
												309	H	Chicago St.	77 64
												319	A	UNC Asheville	58 64
												321	N	Seattle	62 58
												327	A	Presbyterian	57 56
												330	A	Savannah St.	54 43
												330	H	Savannah St.	50 46
												342	H	Winston-Salem	67 58
												344	N	Houston Baptist	75 60
LAST 12 Division I GAMES:															
				38	A	North Carolina	66 88	327	A	Presbyterian	57 56				
				321	N	Seattle	62 58	257	A	Winthrop	39 57				
				252	A	Longwood	43 67	64	A	Liberty	44 64				
				252	H	Longwood	74 66	330	A	Savannah St.	54 43				
				94	A	Wake Forest	63 76	263	A	Md.-East. Shore	43 64				
				309	H	Chicago St.	77 64	319	A	UNC Asheville	58 64				

Non-Div I Games: Shaw 80 67

N.C. Central

Loss, Non-Conf, S Site, H Home A Away N Neutral

Average RPI Win:	307	WON-LOST	WINNING	LAST 12	STRENGTH OF	OPP. STRENGTH	TEAM	ADJ.	CONF.	ADJ CONF.
Average RPI Loss:	211	RECORD	PCT. RANK	GAMES	SCHEDULE	OF SCHEDULE	RPI	RPI	RPI	RPI
DIV. I ONLY	11- 18	246	5- 7	341	333	317	318	33	33	
DIV. I NON-CONF.	8- 15	239	2- 5	309	320	303	305	33	33	
TOTALS	RPI 1-25	RPI 26-50	W-L RECORDS	RPI 51-100	RPI 101-150	RPI 150+				
11- 18	0- 0	0- 0	OVERALL	0- 3	0- 3	11- 12				
9- 5	0- 0	0- 0	HOME	0- 0	0- 1	9- 4				
1- 12	0- 0	0- 0	AWAY	0- 3	0- 2	1- 7				
1- 1	0- 0	0- 0	NEUTRAL	0- 0	0- 0	1- 1				
8- 15	0- 0	0- 0	NON-CONFERENCE	0- 3	0- 3	8- 9				
6- 5	0- 0	0- 0	HOME	0- 0	0- 1	6- 4				
1- 9	0- 0	0- 0	AWAY	0- 3	0- 2	1- 4				
1- 1	0- 0	0- 0	NEUTRAL	0- 0	0- 0	1- 1				
3- 3	0- 0	0- 0	CONFERENCE	0- 0	0- 0	3- 3				
3- 0	0- 0	0- 0	HOME	0- 0	0- 0	3- 0				
0- 3	0- 0	0- 0	AWAY	0- 0	0- 0	0- 3				
0- 0	0- 0	0- 0	NEUTRAL	0- 0	0- 0	0- 0				

RPI S	Opponent	Score	RPI S	Opponent	Score	RPI S	Opponent	Score	RPI S	Opponent	Score	Team's RPI: 318
57	A Marquette	41	81	109	A American	57	65	62	A Tex.-Pan American	54	62	
62	A Lehigh	38	64	115	A Virginia Tech	51	67	305	H Tex.-Pan American	70	66	
88	A Penn St.	57	79	118	H Harvard	53	69	309	A Chicago St.	51	69	
				203	H Yale	58	68	309	H Chicago St.	60	56	
				207	H Massachusetts	59	70	312	A South Dakota	48	59	
				209	A North Dakota	44	69	312	H South Dakota	55	53	
				209	H North Dakota	49	59	312	N South Dakota	49	57	
				243	A Rhode Island	47	51	322	H Colgate	52	41	
				266	H Maine	63	50	330	A Savannah St.	51	54	
				268	H Albany (NY)	49	52	336	A Utah Valley	61	70	
				276	H Fairleigh Dickinson	69	61	336	H Utah Valley	79	69	
				277	N Central Conn. St.	69	66	344	A Houston Baptist	83	70	
				287	H Wagner	68	56	344	H Houston Baptist	72	46	
LAST 12 Division I GAMES:												
312	N South Dakota	49	57	209	A North Dakota	44	69					
312	A South Dakota	48	59	305	H Tex.-Pan American	70	66					
309	A Chicago St.	51	69	344	H Houston Baptist	72	46					
336	A Utah Valley	61	70	330	A Savannah St.	51	54					
209	H North Dakota	49	59	336	H Utah Valley	79	69					
312	H South Dakota	55	53	309	H Chicago St.	60	56					

Non-Div I Games:

NJIT

■ Loss,
 ■ Non-Conf,
 ■ S Site,
 ■ H Home
 ■ A Away
 N Neutral

Average RPI Win:	292	WON-LOST	WINNING	LAST 12	STRENGTH OF	OPP. STRENGTH	TEAM	ADJ.	CONF.	ADJ CONF.
Average RPI Loss:	135	RECORD	PCT. RANK	GAMES	SCHEDULE	OF SCHEDULE	RPI	RPI	RPI	RPI
DIV. I ONLY	17- 14	129	7- 5	282	276	202	204	24	24	
DIV. I NON-CONF.	8- 7	159	0- 0	271	260	196	196	27	27	
TOTALS	RPI 1-25	RPI 26-50	W-L RECORDS	RPI 51-100	RPI 101-150	RPI 150+				
17- 14	0- 0	0- 1	OVERALL	0- 4	0- 5	17- 4				
8- 4	0- 0	0- 0	HOME	0- 2	0- 2	8- 0				
6- 9	0- 0	0- 1	AWAY	0- 2	0- 2	6- 4				
3- 1	0- 0	0- 0	NEUTRAL	0- 0	0- 1	3- 0				
8- 7	0- 0	0- 1	NON-CONFERENCE	0- 2	0- 2	8- 2				
3- 2	0- 0	0- 0	HOME	0- 1	0- 1	3- 0				
3- 5	0- 0	0- 1	AWAY	0- 1	0- 1	3- 2				
2- 0	0- 0	0- 0	NEUTRAL	0- 0	0- 0	2- 0				
9- 7	0- 0	0- 0	CONFERENCE	0- 2	0- 3	9- 2				
5- 2	0- 0	0- 0	HOME	0- 1	0- 1	5- 0				
3- 4	0- 0	0- 0	AWAY	0- 1	0- 1	3- 2				
1- 1	0- 0	0- 0	NEUTRAL	0- 0	0- 1	1- 0				

RPI S	Opponent	Score	RPI S	Opponent	Score	RPI S	Opponent	Score	RPI S	Opponent	Score	Team's RPI: 204
40	A Dayton	54 84	62	A Lehigh	56 64	109	A American	38 66				
			62	H Lehigh	53 54	109	H American	45 62				
			64	H Liberty	43 55	109	N American	47 72				
			99	A Delaware	50 67	118	A Harvard	55 71				
						135	H Towson	43 56				
						165	A UTSA	57 69				
						183	N High Point	70 67				
						198	A UMBC	51 59				
						233	H Loyola (MD)	67 57				
						262	A Holy Cross	77 69				
						262	H Holy Cross	75 60				
						283	A Ohio	55 51				
						292	A Elon	68 61				
						292	N Western Ill.	67 33				
						296	A Lafayette	43 46				
						296	H Lafayette	62 42				
						302	A Army	54 48				
						302	H Army	64 53				
						316	H Air Force	54 48				
						320	A Bucknell	61 46				
						320	H Bucknell	70 40				
						322	A Colgate	54 56				
						322	H Colgate	69 50				
						322	N Colgate	69 57				
						328	A Delaware St.	52 43				
						329	H Penn	65 51				
LAST 12 Division I GAMES:												
109	N American	47 72	296	H Lafayette	62 42							
322	N Colgate	69 57	62	H Lehigh	53 54							
322	H Colgate	69 50	320	A Bucknell	61 46							
109	A American	38 66	322	A Colgate	54 56							
302	A Army	54 48	109	H American	45 62							
262	A Holy Cross	77 69	302	H Army	64 53							

Non-Div I Games:

Navy

■ Loss,
 ■ Non-Conf,
 ■ S Site,
 ■ Home
 ■ Away
 N Neutral

Nebraska

Through Games Of Sunday, March 14, 2010

Average RPI Win:	95	WON-LOST	WINNING	LAST 12	STRENGTH OF	OPP. STRENGTH	TEAM	ADJ.	CONF.	ADJ CONF.
Average RPI Loss:	6	RECORD	PCT. RANK	GAMES	SCHEDULE	OF SCHEDULE	RPI	RPI	RPI	RPI
DIV. I ONLY	30- 1	3	11- 1	36	19	4	4	1	1	
DIV. I NON-CONF.	13- 0	1	0- 0	73	122	9	9	1	1	
TOTALS	RPI 1-25	RPI 26-50	W-L RECORDS	RPI 51-100	RPI 101-150	RPI 150+				
30- 1	5- 1	6- 0	OVERALL	8- 0	5- 0	6- 0				
16- 0	3- 0	3- 0	HOME	2- 0	2- 0	6- 0				
12- 0	2- 0	3- 0	AWAY	4- 0	3- 0	0- 0				
2- 1	0- 1	0- 0	NEUTRAL	2- 0	0- 0	0- 0				
13- 0	0- 0	2- 0	NON-CONFERENCE	4- 0	1- 0	6- 0				
8- 0	0- 0	1- 0	HOME	1- 0	0- 0	6- 0				
4- 0	0- 0	1- 0	AWAY	2- 0	1- 0	0- 0				
1- 0	0- 0	0- 0	NEUTRAL	1- 0	0- 0	0- 0				
17- 1	5- 1	4- 0	CONFERENCE	4- 0	4- 0	0- 0				
8- 0	3- 0	2- 0	HOME	1- 0	2- 0	0- 0				
8- 0	2- 0	2- 0	AWAY	2- 0	2- 0	0- 0				
1- 1	0- 1	0- 0	NEUTRAL	1- 0	0- 0	0- 0				

RPI S	Opponent	Score	RPI S	Opponent	Score	RPI S	Opponent	Score	RPI S	Opponent	Score
6	H Texas A&M	71 60	26	A Iowa St.	57 49	56	N UALR	62 45	110	A Missouri	82 78
6	N Texas A&M	70 80	26	H Iowa St.	60 50	58	A Texas Tech	89 47	110	H Missouri	67 51
8	A Oklahoma	80 64	29	H LSU	77 63	65	H Creighton	69 56	121	A Colorado	80 64
12	H Oklahoma St.	88 67	39	A Vermont	94 50	73	A St. Mary's (CA)	84 73	121	H Colorado	89 73
13	H Texas	91 79	44	A Kansas	67 60	80	A Miami (FL)	76 71	149	A UNLV	73 51
15	A Baylor	65 56	44	H Kansas	77 52	89	A Kansas St.	82 72	179	H Washington St.	107 54
						89	H Kansas St.	71 56	186	H Idaho St.	88 41
						89	N Kansas St.	63 46	189	H Davidson	86 62
									254	H Northern Ill.	69 44
									268	H Albany (NY)	88 41
									312	H South Dakota	77 38
LAST 12 Division I GAMES:											
6	N Texas A&M	70 80	121	H Colorado	89 73						
89	N Kansas St.	63 46	26	H Iowa St.	60 50						
89	A Kansas St.	82 72	110	A Missouri	82 78						
44	H Kansas	77 52	44	A Kansas	67 60						
110	H Missouri	67 51	6	H Texas A&M	71 60						
8	A Oklahoma	80 64	12	H Oklahoma St.	88 67						

Non-Div I Games:

Nebraska

■ Loss,
 ■ Non-Conf, S Site,
 ■ Home
 ■ Away
 N Neutral

Average RPI Win:	195	WON-LOST	WINNING	LAST 12	STRENGTH OF	OPP. STRENGTH	TEAM	ADJ.	CONF.	ADJ CONF.
Average RPI Loss:	100	RECORD	PCT. RANK	GAMES	SCHEDULE	OF SCHEDULE	RPI	RPI	RPI	RPI
DIV. I ONLY	16- 15	160	6- 6	90	126	128	127	12	12	
DIV. I NON-CONF.	5- 8	220	0- 0	107	94	168	166	12	12	
TOTALS	RPI 1-25	RPI 26-50	W-L RECORDS	RPI 51-100	RPI 101-150	RPI 150+				
16- 15	0- 1	0- 2	OVERALL	1- 5	3- 4	12- 3				
12- 5	0- 1	0- 1	HOME	1- 1	3- 1	8- 1				
4- 9	0- 0	0- 1	AWAY	0- 3	0- 3	4- 2				
0- 1	0- 0	0- 0	NEUTRAL	0- 1	0- 0	0- 0				
5- 8	0- 1	0- 0	NON-CONFERENCE	0- 3	1- 3	4- 1				
5- 2	0- 1	0- 0	HOME	0- 0	1- 1	4- 0				
0- 5	0- 0	0- 0	AWAY	0- 2	0- 2	0- 1				
0- 1	0- 0	0- 0	NEUTRAL	0- 1	0- 0	0- 0				
11- 7	0- 0	0- 2	CONFERENCE	1- 2	2- 1	8- 2				
7- 3	0- 0	0- 1	HOME	1- 1	2- 0	4- 1				
4- 4	0- 0	0- 1	AWAY	0- 1	0- 1	4- 1				
0- 0	0- 0	0- 0	NEUTRAL	0- 0	0- 0	0- 0				

RPI 1-25				RPI 26-50				RPI 51-100				RPI 101+ Team's RPI: 127			
RPI	S	Opponent	Score	RPI	S	Opponent	Score	RPI	S	Opponent	Score	RPI	S	Opponent	Score
10	H	West Virginia	41 66	35	A	Fresno St.	58 69	59	N	California	60 85	106	A	BYU	41 61
				35	H	Fresno St.	66 75	73	A	St. Mary's (CA)	52 65	111	H	Columbia	64 47
								76	A	Louisiana Tech	56 69	124	A	Arizona	57 84
								76	H	Louisiana Tech	77 80	149	H	UNLV	63 74
								76	H	Louisiana Tech	69 56	150	A	Boise St.	51 65
								86	A	Pepperdine	64 70	150	H	Boise St.	64 52
												150	H	Boise St.	64 59
												153	A	New Mexico St.	64 60
												153	H	New Mexico St.	61 59
												171	A	Idaho	53 61
												171	H	Idaho	62 69
												179	H	Washington St.	75 54
												185	A	San Diego	60 72
												188	A	Hawaii	80 62
												188	H	Hawaii	76 56
												194	H	UC Santa Barbara	59 43
												212	A	Utah St.	69 58
												212	H	Utah St.	77 66
												234	H	Sacramento St.	101 72
												303	A	San Jose St.	64 56
												303	H	San Jose St.	72 48
												317	H	Weber St.	50 38
LAST 12 Division I GAMES:															
				76	H	Louisiana Tech	77 80					188	H	Hawaii	76 56
				150	H	Boise St.	64 59					212	H	Utah St.	77 66
				171	H	Idaho	62 69					150	A	Boise St.	51 65
				153	H	New Mexico St.	61 59					303	H	San Jose St.	72 48
				76	A	Louisiana Tech	56 69					171	A	Idaho	53 61
				35	A	Fresno St.	58 69					153	A	New Mexico St.	64 60

Non-Div I Games: Cal St. Monterey Ba63 39

Nevada

New Hampshire

Through Games Of Sunday, March 14, 2010

Average RPI Win:	214	WON-LOST	WINNING	LAST 12	STRENGTH OF	OPP. STRENGTH	TEAM	ADJ.	CONF.	ADJ CONF.
Average RPI Loss:	158	RECORD	PCT. RANK	GAMES	SCHEDULE	OF SCHEDULE	RPI	RPI	RPI	RPI
DIV. I ONLY	9- 22	287	2- 10	220	143	273	275	14	14	
DIV. I NON-CONF.	5- 8	220	0- 0	248	163	244	248	14	14	
TOTALS	RPI 1-25	RPI 26-50	W-L RECORDS	RPI 51-100	RPI 101-150	RPI 150+				
9- 22	0- 0	0- 6	OVERALL	0- 2	2- 2	7- 12				
5- 9	0- 0	0- 2	HOME	0- 1	2- 1	3- 5				
3- 13	0- 0	0- 4	AWAY	0- 1	0- 1	3- 7				
1- 0	0- 0	0- 0	NEUTRAL	0- 0	0- 0	1- 0				
5- 8	0- 0	0- 1	NON-CONFERENCE	0- 2	2- 0	3- 5				
4- 2	0- 0	0- 0	HOME	0- 1	2- 0	2- 1				
1- 6	0- 0	0- 1	AWAY	0- 1	0- 0	1- 4				
0- 0	0- 0	0- 0	NEUTRAL	0- 0	0- 0	0- 0				
4- 14	0- 0	0- 5	CONFERENCE	0- 0	0- 2	4- 7				
1- 7	0- 0	0- 2	HOME	0- 0	0- 1	1- 4				
2- 7	0- 0	0- 3	AWAY	0- 0	0- 1	2- 3				
1- 0	0- 0	0- 0	NEUTRAL	0- 0	0- 0	1- 0				

RPI S	Opponent	Score	RPI S	Opponent	Score	RPI S	Opponent	Score	RPI S	Opponent	Score	Team's RPI: 275
27	A Hartford	35 65	27	A Hartford	35 68	67	A Syracuse	48 58	118	H Harvard	78 65	
27	H Hartford	45 72	27	H Hartford	45 72	78	H Louisville	67 76	122	H St. Joseph's	64 56	
39	A Vermont	64 78	39	A Vermont	64 78				132	A Boston U.	65 79	
39	H Vermont	53 55	39	H Vermont	53 55				132	H Boston U.	59 66	
46	A Maryland	43 63	46	A Maryland	43 63				191	A Seton Hall	45 54	
									198	A UMBC	77 67	
									198	H UMBC	40 54	
									207	H Massachusetts	58 57	
									210	A Dartmouth	48 49	
									225	A Binghamton	59 83	
									225	H Binghamton	61 78	
									231	A Stony Brook	57 69	
									231	H Stony Brook	76 71	
									240	A Quinnipiac	54 68	
									258	A Canisius	42 40	
									262	H Holy Cross	80 72	
									266	A Maine	61 69	
									266	H Maine	61 65	
									266	N Maine	65 50	
									268	A Albany (NY)	87 77	
									268	H Albany (NY)	62 64	
									273	A St. Peter's	47 66	
									277	H Central Conn. St.	48 60	
LAST 12 Division I GAMES:												
27	A Hartford	35 68	198	H UMBC	40 54	27	A Hartford	35 65				
266	N Maine	65 50	231	H Stony Brook	76 71	39	A Vermont	64 78				
132	A Boston U.	65 79	132	H Boston U.	59 66	225	A Binghamton	59 83				
225	H Binghamton	61 78										
268	H Albany (NY)	62 64										
266	A Maine	61 69										

Non-Div I Games:

New Hampshire

Loss, Non-Conf, S Site, H Home A Away N Neutral

Average RPI Win:	165	WON-LOST	WINNING	LAST 12	STRENGTH OF	OPP. STRENGTH	TEAM	ADJ.	CONF.	ADJ CONF.
Average RPI Loss:	74	RECORD	PCT. RANK	GAMES	SCHEDULE	OF SCHEDULE	RPI	RPI	RPI	RPI
DIV. I ONLY	18- 12	103	7- 5	63	86	75	74	7	7	
DIV. I NON-CONF.	8- 4	88	0- 0	35	75	52	50	7	7	
TOTALS	RPI 1-25	RPI 26-50	W-L RECORDS	RPI 51-100	RPI 101-150	RPI 150+				
18- 12	0- 2	1- 1	OVERALL	2- 6	6- 2	9- 1				
11- 6	0- 2	1- 0	HOME	1- 3	3- 1	6- 0				
6- 5	0- 0	0- 1	AWAY	1- 2	3- 1	2- 1				
1- 1	0- 0	0- 0	NEUTRAL	0- 1	0- 0	1- 0				
8- 4	0- 2	0- 0	NON-CONFERENCE	1- 2	2- 0	5- 0				
6- 3	0- 2	0- 0	HOME	1- 1	1- 0	4- 0				
2- 1	0- 0	0- 0	AWAY	0- 1	1- 0	1- 0				
0- 0	0- 0	0- 0	NEUTRAL	0- 0	0- 0	0- 0				
10- 8	0- 0	1- 1	CONFERENCE	1- 4	4- 2	4- 1				
5- 3	0- 0	1- 0	HOME	0- 2	2- 1	2- 0				
4- 4	0- 0	0- 1	AWAY	1- 1	2- 1	1- 1				
1- 1	0- 0	0- 0	NEUTRAL	0- 1	0- 0	1- 0				

RPI S	Opponent	Score	RPI S	Opponent	Score	RPI S	Opponent	Score	RPI S	Opponent	Score
6	H Texas A&M	69 84	42	A TCU	54 66	52	A San Diego St.	65 58	106	A BYU	60 57
12	H Oklahoma St.	56 70	42	H TCU	60 53	52	H San Diego St.	39 61	106	H BYU	62 30
						58	A Texas Tech	55 65	113	A Wyoming	55 78
						61	H Toledo	56 62	113	H Wyoming	74 61
						71	A Utah	40 46	124	A Arizona	81 61
						71	H Utah	49 52	138	H N.C. A&T	77 55
						71	N Utah	45 51	149	A UNLV	63 54
						98	H Fla. Gulf Coast	80 64	149	H UNLV	59 65
									153	A New Mexico St.	92 85
									153	H New Mexico St.	81 64
									178	A Colorado St.	60 67
									178	H Colorado St.	65 50
									178	N Colorado St.	67 54
									193	H Loyola Marymount	74 55
									229	H Northern Colo.	81 59
									316	A Air Force	65 46
									316	H Air Force	62 42
									325	H Northern Ariz.	72 40
LAST 12 Division I GAMES:											
71	N Utah	45 51	113	A Wyoming	55 78						
178	N Colorado St.	67 54	71	H Utah	49 52						
42	A TCU	54 66	149	H UNLV	59 65						
106	H BYU	62 30	52	A San Diego St.	65 58						
178	H Colorado St.	65 50	42	H TCU	60 53						
316	A Air Force	65 46	106	A BYU	60 57						

Non-Div I Games:

New Mexico

Average RPI Win:	202	WON-LOST	WINNING	LAST 12	STRENGTH OF	OPP. STRENGTH	TEAM	ADJ.	CONF.	ADJ CONF.
Average RPI Loss:	118	RECORD	PCT. RANK	GAMES	SCHEDULE	OF SCHEDULE	RPI	RPI	RPI	RPI
DIV. I ONLY	17- 13	117	6- 6	207	111	151	153	12	12	
DIV. I NON-CONF.	9- 4	80	0- 0	216	126	107	108	12	12	
TOTALS	RPI 1-25	RPI 26-50	W-L RECORDS	RPI 51-100	RPI 101-150	RPI 150+				
17- 13	0- 0	1- 2	OVERALL	1- 4	4- 2	11- 5				
11- 6	0- 0	1- 1	HOME	1- 2	2- 1	7- 2				
6- 6	0- 0	0- 1	AWAY	0- 2	2- 1	4- 2				
0- 1	0- 0	0- 0	NEUTRAL	0- 0	0- 0	0- 1				
9- 4	0- 0	1- 0	NON-CONFERENCE	1- 2	2- 0	5- 2				
7- 2	0- 0	1- 0	HOME	1- 1	1- 0	4- 1				
2- 2	0- 0	0- 0	AWAY	0- 1	1- 0	1- 1				
0- 0	0- 0	0- 0	NEUTRAL	0- 0	0- 0	0- 0				
8- 9	0- 0	0- 2	CONFERENCE	0- 2	2- 2	6- 3				
4- 4	0- 0	0- 1	HOME	0- 1	1- 1	3- 1				
4- 4	0- 0	0- 1	AWAY	0- 1	1- 1	3- 1				
0- 1	0- 0	0- 0	NEUTRAL	0- 0	0- 0	0- 1				

RPI 1-25			RPI 26-50			RPI 51-100			RPI 101+			Team's RPI: 153			
RPI	S	Opponent	Score	RPI	S	Opponent	Score	RPI	S	Opponent	Score				
				35	A	Fresno St.	60 71	54	H	Michigan	72 67	127	A	Nevada	59 61
				35	H	Fresno St.	67 77	74	A	New Mexico	64 81	127	H	Nevada	60 64
				44	H	Kansas	61 60	74	H	New Mexico	85 92	139	A	UTEP	63 56
								76	A	Louisiana Tech	64 78	139	H	UTEP	67 55
								76	H	Louisiana Tech	55 62	150	A	Boise St.	87 83
												150	H	Boise St.	85 76
												171	A	Idaho	59 60
												171	H	Idaho	65 68
												171	N	Idaho	63 75
												182	A	Cal Poly	86 90
												188	A	Hawaii	75 67
												188	H	Hawaii	73 51
												209	H	North Dakota	50 57
												212	A	Utah St.	56 55
												212	H	Utah St.	73 54
												218	H	North Dakota St.	71 65
												230	H	Long Beach St.	69 56
												265	H	SIU Edwardsville	73 64
												299	H	Alcorn St.	76 54
												303	A	San Jose St.	68 48
												303	H	San Jose St.	62 35
												335	A	Cal St. Northridge	79 72
LAST 12 Division I GAMES:															
				171	N	Idaho	63 75	35	A	Fresno St.	60 71				
				303	H	San Jose St.	62 35	188	A	Hawaii	75 67				
				127	A	Nevada	59 61	150	H	Boise St.	85 76				
				212	H	Utah St.	73 54	303	A	San Jose St.	68 48				
				171	A	Idaho	59 60	127	H	Nevada	60 64				
				76	H	Louisiana Tech	55 62	212	A	Utah St.	56 55				

Non-Div I Games: N.M. Highlands 80 39

New Mexico St.

■ Loss,
 ■ Non-Conf, S Site,
 ■ Home
 ■ Away
 N Neutral

Average RPI Win:	233	WON-LOST	WINNING	LAST 12	STRENGTH OF	OPP. STRENGTH	TEAM	ADJ.	CONF.	ADJ CONF.
Average RPI Loss:	147	RECORD	PCT. RANK	GAMES	SCHEDULE	OF SCHEDULE	RPI	RPI	RPI	RPI
DIV. I ONLY	12- 20	249	5- 7	153	203	220	224	15	15	
DIV. I NON-CONF.	6- 5	144	0- 0	231	269	176	178	16	16	
TOTALS	RPI 1-25	RPI 26-50	W-L RECORDS	RPI 51-100	RPI 101-150	RPI 150+				
12- 20	0- 2	0- 1	OVERALL	0- 5	1- 1	11- 11				
6- 8	0- 1	0- 0	HOME	0- 2	0- 0	6- 5				
3- 10	0- 1	0- 1	AWAY	0- 2	0- 0	3- 6				
3- 2	0- 0	0- 0	NEUTRAL	0- 1	1- 1	2- 0				
6- 5	0- 0	0- 1	NON-CONFERENCE	0- 1	1- 1	5- 2				
3- 2	0- 0	0- 0	HOME	0- 1	0- 0	3- 1				
2- 2	0- 0	0- 1	AWAY	0- 0	0- 0	2- 1				
1- 1	0- 0	0- 0	NEUTRAL	0- 0	1- 1	0- 0				
6- 15	0- 2	0- 0	CONFERENCE	0- 4	0- 0	6- 9				
3- 6	0- 1	0- 0	HOME	0- 1	0- 0	3- 4				
1- 8	0- 1	0- 0	AWAY	0- 2	0- 0	1- 5				
2- 1	0- 0	0- 0	NEUTRAL	0- 1	0- 0	2- 0				

RPI S	Opponent	Score	RPI S	Opponent	Score	RPI S	Opponent	Score	RPI S	Opponent	Score	Team's RPI: 224
23	A Middle Tenn.	60 78	29	A LSU	33 57	56	A UALR	43 73	118	N Harvard	57 60	
23	H Middle Tenn.	57 102				56	H UALR	62 79	146	N Ga. Southern	50 39	
						56	N UALR	43 73	154	A Drake	40 67	
						68	H SMU	52 63	164	H FIU	46 39	
						82	A Western Ky.	56 63	167	H Fla. Atlantic	30 48	
									167	N Fla. Atlantic	51 50	
									174	A Denver	54 61	
									174	H Denver	49 55	
									174	N Denver	55 48	
									196	H South Ala.	68 47	
									213	A Arkansas St.	52 67	
									213	H Arkansas St.	70 57	
									236	H Prairie View	50 71	
									239	A North Texas	84 94	
									239	H North Texas	64 70	
									246	H Sam Houston St.	71 64	
									251	A Troy	39 62	
									252	H Longwood	70 52	
									278	A La.-Monroe	58 51	
									278	H La.-Monroe	58 63	
									290	A Southeastern La.	69 54	
									300	A La.-Lafayette	44 47	
									333	A McNeese St.	62 53	
									337	H Nicholls St.	60 50	
LAST 12 Division I GAMES:												
56	N UALR	43 73	278	A La.-Monroe	58 51							
174	N Denver	55 48	239	H North Texas	64 70							
167	N Fla. Atlantic	51 50	213	H Arkansas St.	70 57							
56	A UALR	43 73	196	H South Ala.	68 47							
213	A Arkansas St.	52 67	82	A Western Ky.	56 63							
174	H Denver	49 55	23	A Middle Tenn.	60 78							

Non-Div I Games:

New Orleans

 Loss,
 Non-Conf, S Site,
 Home
 Away
N Neutral

Niagara

Average RPI Win: 237

Average RPI Loss: 169

WON-LOST

WINNING

LAST 12

RECORD

PCT. RANK

GAMES

Through Games Of Sunday, March 14, 2010

STRENGTH OF

SCHEDULE

OPP. STRENGTH

OF SCHEDULE

TEAM

RPI

ADJ.

RPI

CONF.

RPI

ADJ CONF.

RPI

DIV. I ONLY

13- 18

217

7- 5

184

251

217

217

21

21

DIV. I NON-CONF.

3- 8

271

0- 0

172

237

258

256

23

24

TOTALS

RPI 1-25

RPI 26-50

W-L RECORDS

RPI 51-100

RPI 101-150

RPI 150+

13- 18

0- 0

1- 2

OVERALL

0- 2

0- 3

12- 11

7- 8

0- 0

1- 0

HOME

0- 1

0- 2

6- 5

5- 9

0- 0

0- 1

AWAY

0- 1

0- 1

5- 6

1- 1

0- 0

0- 1

NEUTRAL

0- 0

0- 0

1- 0

3- 8

0- 0

0- 0

NON-CONFERENCE

0- 2

0- 3

3- 3

2- 4

0- 0

0- 0

HOME

0- 1

0- 2

2- 1

1- 4

0- 0

0- 0

AWAY

0- 1

0- 1

1- 2

0- 0

0- 0

0- 0

NEUTRAL

0- 0

0- 0

0- 0

10- 10

0- 0

1- 2

CONFERENCE

0- 0

0- 0

9- 8

5- 4

0- 0

1- 0

HOME

0- 0

0- 0

4- 4

4- 5

0- 0

0- 1

AWAY

0- 0

0- 0

4- 4

1- 1

0- 0

0- 1

NEUTRAL

0- 0

0- 0

1- 0

RPI 1-25

RPI 26-50

RPI 51-100

RPI 101+

Team's RPI: 217

RPI S Opponent Score

RPI S Opponent

Score

RPI S Opponent Score

RPI S Opponent Score

49 A Marist

56 73

72 A St. Bonaventure

49 66

112 H Duquesne

69 100

49 H Marist

69 59

90 H Eastern Mich.

68 83

120 A Hofstra

48 70

49 N Marist

47 69

123 H Cleveland St.

59 70

155 H Akron

71 60

169 A Iona

55 71

169 H Iona

51 59

175 A Fairfield

52 49

175 H Fairfield

41 55

208 A Ill.-Chicago

59 77

214 A Manhattan

53 55

214 H Manhattan

54 70

214 N Manhattan

66 54

225 A Binghamton

57 52

227 A Loyola (IL)

62 65

233 A Loyola (MD)

63 71

233 H Loyola (MD)

61 56

258 A Canisius

49 46

258 H Canisius

52 49

260 A Siena

49 66

260 H Siena

65 63

273 A St. Peter's

64 58

273 H St. Peter's

59 63

283 H Buffalo

79 87

320 H Bucknell

66 41

332 A Rider

63 54

332 H Rider

68 56

LAST 12 Division I GAMES:

49 N Marist

47 69

273 A St. Peter's

64 58

214 N Manhattan

66 54

214 A Manhattan

53 55

273 H St. Peter's

59 63

233 H Loyola (MD)

61 56

175 H Fairfield

41 55

332 H Rider

68 56

233 A Loyola (MD)

63 71

258 H Canisius

52 49

258 A Canisius

49 46

49 H Marist

69 59

Niagara

Loss, Non-Conf, S Site, H Home A Away N Neutral

Average RPI Win:	275	WON-LOST	WINNING	LAST 12	STRENGTH OF	OPP. STRENGTH	TEAM	ADJ.	CONF.	ADJ CONF.
Average RPI Loss:	220	RECORD	PCT. RANK	GAMES	SCHEDULE	OF SCHEDULE	RPI	RPI	RPI	RPI
DIV. I ONLY	4- 24	330	1- 11	289	337	337	337	26	26	
DIV. I NON-CONF.	3- 11	298	0- 1	206	345	309	309	26	25	
TOTALS	RPI 1-25	RPI 26-50	W-L RECORDS	RPI 51-100	RPI 101-150	RPI 150+				
4- 24	0- 0	0- 1	OVERALL	0- 1	1- 1	3- 21				
4- 10	0- 0	0- 0	HOME	0- 1	1- 0	3- 9				
0- 14	0- 0	0- 1	AWAY	0- 0	0- 1	0- 12				
0- 0	0- 0	0- 0	NEUTRAL	0- 0	0- 0	0- 0				
3- 11	0- 0	0- 1	NON-CONFERENCE	0- 1	0- 0	3- 9				
3- 4	0- 0	0- 0	HOME	0- 1	0- 0	3- 3				
0- 7	0- 0	0- 1	AWAY	0- 0	0- 0	0- 6				
0- 0	0- 0	0- 0	NEUTRAL	0- 0	0- 0	0- 0				
1- 13	0- 0	0- 0	CONFERENCE	0- 0	1- 1	0- 12				
1- 6	0- 0	0- 0	HOME	0- 0	1- 0	0- 6				
0- 7	0- 0	0- 0	AWAY	0- 0	0- 1	0- 6				
0- 0	0- 0	0- 0	NEUTRAL	0- 0	0- 0	0- 0				

RPI S	Opponent	Score	RPI S	Opponent	Score	RPI S	Opponent	Score	RPI S	Opponent	Score	Team's RPI: 337
29	A LSU	49 86	76	H Louisiana Tech	50 90	107	A Lamar	52 81				
						144	H A&M-Corpus Christi	61 58				
						165	H UTSA	49 58				
						168	A Stephen F. Austin	51 85				
						168	H Stephen F. Austin	69 75				
						172	A Georgia St.	50 79				
						190	H Southern U.	51 56				
						196	H South Ala.	50 63				
						200	H Texas-Arlington	78 87				
						221	A Central Ark.	68 83				
						221	H Central Ark.	54 61				
						224	A New Orleans	50 60				
						237	A Bethune-Cookman	69 83				
						246	A Sam Houston St.	63 65				
						255	A Northwestern St.	63 69				
						255	H Northwestern St.	67 97				
						271	H Texas Southern	57 52				
						278	A La.-Monroe	53 76				
						290	A Southeastern La.	49 60				
						290	H Southeastern La.	68 72				
						297	A Grambling	49 73				
						323	A Texas St.	50 62				
						333	A McNeese St.	52 71				
						333	H McNeese St.	52 54				
						338	H Jackson St.	56 48				
						345	H Centenary (LA)	56 46				
LAST 12 Division I GAMES:												
107	A Lamar	52 81	246	A Sam Houston St.	63 65							
200	H Texas-Arlington	78 87	144	H A&M-Corpus Christi	61 58							
333	A McNeese St.	52 71	168	H Stephen F. Austin	69 75							
221	A Central Ark.	68 83	290	A Southeastern La.	49 60							
323	A Texas St.	50 62	333	H McNeese St.	52 54							
290	H Southeastern La.	68 72	255	A Northwestern St.	63 69							

Non-Div I Games:

Nicholls St.

■ Loss,
■ Non-Conf,
■ S Site,
■ H Home
■ A Away
N Neutral

Average RPI Win: 338		WON-LOST	WINNING	LAST 12	STRENGTH OF	OPP. STRENGTH	TEAM	ADJ.	CONF.	ADJ CONF.
Average RPI Loss: 229		RECORD	PCT. RANK	GAMES	SCHEDULE	OF SCHEDULE	RPI	RPI	RPI	RPI
DIV. I ONLY		3- 23	337	1- 11	327	336	343	343	29	29
DIV. I NON-CONF.		3- 6	240	1- 0	344	315	340	338	31	31
TOTALS		RPI 1-25	RPI 26-50	W-L RECORDS	RPI 51-100	RPI 101-150	RPI 150+			
3- 23	0- 0		0- 0	OVERALL	0- 0	0- 6	3- 17			
1- 9	0- 0		0- 0	HOME	0- 0	0- 2	1- 7			
2- 12	0- 0		0- 0	AWAY	0- 0	0- 3	2- 9			
0- 2	0- 0		0- 0	NEUTRAL	0- 0	0- 1	0- 1			
3- 6		0- 0	0- 0	NON-CONFERENCE	0- 0	0- 2	3- 4			
1- 1	0- 0		0- 0	HOME	0- 0	0- 0	1- 1			
2- 4	0- 0		0- 0	AWAY	0- 0	0- 1	2- 3			
0- 1	0- 0		0- 0	NEUTRAL	0- 0	0- 1	0- 0			
0- 17		0- 0	0- 0	CONFERENCE	0- 0	0- 4	0- 13			
0- 8	0- 0		0- 0	HOME	0- 0	0- 2	0- 6			
0- 8	0- 0		0- 0	AWAY	0- 0	0- 2	0- 6			
0- 1	0- 0		0- 0	NEUTRAL	0- 0	0- 0	0- 1			

[illegible]

Non-Div I Games:	St. Paul's	78	74
------------------	------------	----	----

Norfolk St.

Loss, Non-Conf, S Site, H Home A Away N Neutral

North Carolina

Through Games Of Sunday, March 14, 2010

Average RPI Win:	142	WON-LOST	WINNING	LAST 12	STRENGTH OF	OPP. STRENGTH	TEAM	ADJ.	CONF.	ADJ CONF.
Average RPI Loss:	37	RECORD	PCT. RANK	GAMES	SCHEDULE	OF SCHEDULE	RPI	RPI	RPI	RPI
DIV. I ONLY	19- 11	89	4- 8	29	53	39	38	2	2	
DIV. I NON-CONF.	13- 2	21	1- 0	103	99	26	28	4	4	
TOTALS	RPI 1-25	RPI 26-50	W-L RECORDS	RPI 51-100	RPI 101-150	RPI 150+				
19- 11	2- 5	3- 4	OVERALL	5- 1	2- 1	7- 0				
15- 3	2- 1	2- 2	HOME	3- 0	1- 0	7- 0				
3- 7	0- 4	1- 1	AWAY	1- 1	1- 1	0- 0				
1- 1	0- 0	0- 1	NEUTRAL	1- 0	0- 0	0- 0				
13- 2	1- 2	0- 0	NON-CONFERENCE	3- 0	2- 0	7- 0				
11- 0	1- 0	0- 0	HOME	2- 0	1- 0	7- 0				
1- 2	0- 2	0- 0	AWAY	0- 0	1- 0	0- 0				
1- 0	0- 0	0- 0	NEUTRAL	1- 0	0- 0	0- 0				
6- 9	1- 3	3- 4	CONFERENCE	2- 1	0- 1	0- 0				
4- 3	1- 1	2- 2	HOME	1- 0	0- 0	0- 0				
2- 5	0- 2	1- 1	AWAY	1- 1	0- 1	0- 0				
0- 1	0- 0	0- 1	NEUTRAL	0- 0	0- 0	0- 0				

RPI S	Opponent	Score	RPI S	Opponent	Score	Team's RPI: 38	RPI S	Opponent	Score	RPI S	Opponent	Score
1	A Connecticut	47 88	32	A Georgia Tech	57 64		53	N South Carolina	93 85	115	A Virginia Tech	64 79
5	A Duke	51 79	32	H Georgia Tech	89 78		60	H Gardner-Webb	81 65	129	H Col. of Charleston	88 57
5	H Duke	64 54	34	A North Carolina St.	81 69		80	A Miami (FL)	69 80	149	A UNLV	78 68
14	H Florida St.	73 83	34	H North Carolina St.	63 74		87	H East Tenn. St.	104 65	199	H Coastal Caro.	88 49
16	A Michigan St.	66 72	46	H Maryland	75 64		91	H Clemson	79 61	206	H Charleston So.	76 67
17	A Virginia	78 82	46	N Maryland	77 83		94	A Wake Forest	65 59	256	H Kennesaw St.	89 44
20	H St. John's (NY)	83 73	48	H Boston College	62 69					282	H Radford	74 48
										295	H N.C. Central	88 66
										327	H Presbyterian	92 37
										342	H Winston-Salem	101 38
LAST 12 Division I GAMES:												
295	H N.C. Central	88 66	17	A Virginia	78 82							
46	N Maryland	77 83	48	H Boston College	62 69							
5	H Duke	64 54	5	A Duke	51 79							
32	A Georgia Tech	57 64	80	A Miami (FL)	69 80							
34	H North Carolina St.	63 74	14	H Florida St.	73 83							
94	A Wake Forest	65 59	34	A North Carolina St.	81 69							

Non-Div I Games:

North Carolina

Loss, Non-Conf, S Site, H Home A Away N Neutral

Average RPI Win:	104	WON-LOST	WINNING	LAST 12	STRENGTH OF	OPP. STRENGTH	TEAM	ADJ.	CONF.	ADJ CONF.
Average RPI Loss:	36	RECORD	PCT. RANK	GAMES	SCHEDULE	OF SCHEDULE	RPI	RPI	RPI	RPI
DIV. I ONLY	20- 13	102	8- 4	21	8	36	34	2	2	
DIV. I NON-CONF.	10- 5	88	0- 0	45	20	50	48	4	4	
TOTALS	RPI 1-25	RPI 26-50	W-L RECORDS	RPI 51-100	RPI 101-150	RPI 150+				
20- 13	1- 6	7- 4	OVERALL	4- 3	2- 0	6- 0				
13- 3	0- 0	4- 3	HOME	2- 0	2- 0	5- 0				
3- 9	0- 5	2- 1	AWAY	1- 3	0- 0	0- 0				
4- 1	1- 1	1- 0	NEUTRAL	1- 0	0- 0	1- 0				
10- 5	0- 2	2- 2	NON-CONFERENCE	1- 1	1- 0	6- 0				
7- 2	0- 0	1- 2	HOME	0- 0	1- 0	5- 0				
2- 3	0- 2	1- 0	AWAY	1- 1	0- 0	0- 0				
1- 0	0- 0	0- 0	NEUTRAL	0- 0	0- 0	1- 0				
10- 8	1- 4	5- 2	CONFERENCE	3- 2	1- 0	0- 0				
6- 1	0- 0	3- 1	HOME	2- 0	1- 0	0- 0				
1- 6	0- 3	1- 1	AWAY	0- 2	0- 0	0- 0				
3- 1	1- 1	1- 0	NEUTRAL	1- 0	0- 0	0- 0				

RPI 1-25				RPI 26-50				Team's RPI: 34	RPI 51-100				RPI 101+			
RPI	S	Opponent	Score	RPI	S	Opponent	Score		RPI	S	Opponent	Score	RPI	S	Opponent	Score
5	A	Duke	39 70	28	H	Wisconsin	48 53		53	A	South Carolina	71 74	111	H	Columbia	60 58
5	N	Duke	60 70	32	H	Georgia Tech	54 46		55	A	Old Dominion	62 52	115	H	Virginia Tech	70 57
14	A	Florida St.	71 74	36	A	Southern California	59 53		80	H	Miami (FL)	66 64	164	H	FIU	87 71
17	A	Virginia	60 73	38	A	North Carolina	74 63		91	A	Clemson	56 69	167	H	Fla. Atlantic	84 70
17	N	Virginia	66 59	38	H	North Carolina	69 81		91	N	Clemson	59 54	189	H	Davidson	79 54
18	A	Georgetown	66 67	39	H	Vermont	47 52		94	A	Wake Forest	50 66	191	H	Seton Hall	68 57
21	A	Vanderbilt	71 77	42	H	TCU	76 62		94	H	Wake Forest	51 49	255	N	Northwestern St.	76 67
				46	H	Maryland	73 45						257	H	Winthrop	66 53
				48	A	Boston College	66 83									
				48	H	Boston College	73 62									
				48	N	Boston College	63 57									
LAST 12 Division I GAMES:																
		5	N	Duke	60	70			38	A	North Carolina	74	63			
		48	N	Boston College	63	57			48	H	Boston College	73	62			
		17	N	Virginia	66	59			80	H	Miami (FL)	66	64			
		91	N	Clemson	59	54			5	A	Duke	39	70			
		32	H	Georgia Tech	54	46			115	H	Virginia Tech	70	57			
		94	A	Wake Forest	50	66			91	A	Clemson	56	69			

Non-Div I Games:

North Carolina St.

■ Loss,
 ■ Non-Conf,
 ■ S Site,
 ■ H Home
 ■ A Away
 N Neutral

North Dakota

Through Games Of Sunday, March 14, 2010

Average RPI Win:	311	WON-LOST	WINNING	LAST 12	STRENGTH OF	OPP. STRENGTH	TEAM	ADJ.	CONF.	ADJ CONF.
Average RPI Loss:	122	RECORD	PCT. RANK	GAMES	SCHEDULE	OF SCHEDULE	RPI	RPI	RPI	RPI
DIV. I ONLY	16- 14	144	11- 1	276	309	210	209	31	31	
DIV. I NON-CONF.	10- 13	200	7- 1	143	313	187	185	30	30	
TOTALS	RPI 1-25	RPI 26-50	W-L RECORDS	RPI 51-100	RPI 101-150	RPI 150+				
16- 14	0- 0	0- 2	OVERALL	0- 6	0- 2	16- 4				
7- 5	0- 0	0- 0	HOME	0- 2	0- 1	7- 2				
8- 7	0- 0	0- 2	AWAY	0- 3	0- 0	8- 2				
1- 2	0- 0	0- 0	NEUTRAL	0- 1	0- 1	1- 0				
10- 13	0- 0	0- 2	NON-CONFERENCE	0- 6	0- 2	10- 3				
5- 4	0- 0	0- 0	HOME	0- 2	0- 1	5- 1				
5- 7	0- 0	0- 2	AWAY	0- 3	0- 0	5- 2				
0- 2	0- 0	0- 0	NEUTRAL	0- 1	0- 1	0- 0				
6- 1	0- 0	0- 0	CONFERENCE	0- 0	0- 0	6- 1				
2- 1	0- 0	0- 0	HOME	0- 0	0- 0	2- 1				
3- 0	0- 0	0- 0	AWAY	0- 0	0- 0	3- 0				
1- 0	0- 0	0- 0	NEUTRAL	0- 0	0- 0	1- 0				

RPI S	Opponent	Score	RPI S	Opponent	Score	RPI S	Opponent	Score	RPI S	Opponent	Score	Team's RPI: 209
28	A Wisconsin	43 68	58	N Texas Tech	61 81	113	H Wyoming	59 85				
30	A Gonzaga	46 85	61	H Toledo	59 74	134	N Long Island	62 83				
			66	A Arizona St.	43 67	153	A New Mexico St.	57 50				
			70	H Green Bay	56 74	154	A Drake	58 70				
			82	A Western Ky.	46 71	177	H Ball St.	77 89				
			90	A Eastern Mich.	65 76	305	A Tex.-Pan American	63 47				
						305	H Tex.-Pan American	101 61				
						309	A Chicago St.	70 66				
						309	H Chicago St.	76 59				
						312	A South Dakota	54 51				
						312	H South Dakota	57 72				
						312	N South Dakota	70 60				
						318	A NJIT	59 49				
						318	H NJIT	69 44				
						321	A Seattle	66 42				
						321	H Seattle	66 50				
						325	H Northern Ariz.	69 55				
						336	A Utah Valley	62 70				
						336	A Utah Valley	84 71				
						336	H Utah Valley	68 57				
						344	A Houston Baptist	75 53				
						344	H Houston Baptist	80 66				
LAST 12 Division I GAMES:												
336	A Utah Valley	62 70	318	H NJIT	69 44							
312	N South Dakota	70 60	336	H Utah Valley	68 57							
305	H Tex.-Pan American	101 61	321	A Seattle	66 42							
344	H Houston Baptist	80 66	309	H Chicago St.	76 59							
318	A NJIT	59 49	344	A Houston Baptist	75 53							
309	A Chicago St.	70 66	305	A Tex.-Pan American	63 47							

Non-Div I Games: Mayville St. 75 51

North Dakota

Loss, Non-Conf, S Site, H Home A Away N Neutral

Average RPI Win: 261		WON-LOST	WINNING	LAST 12	STRENGTH OF	OPP. STRENGTH	TEAM	ADJ.	CONF.	ADJ CONF.
Average RPI Loss: 163		RECORD	PCT. RANK	GAMES	SCHEDULE	OF SCHEDULE	RPI	RPI	RPI	RPI
DIV. I ONLY		15- 13	141	7- 5	317	285	222	218	30	30
DIV. I NON-CONF.		4- 5	198	0- 0	182	89	184	177	28	28
TOTALS		RPI 1-25	RPI 26-50	W-L RECORDS	RPI 51-100	RPI 101-150	RPI 150+			
15- 13	0- 0		0- 1	OVERALL	0- 1	2- 4	13- 7			
10- 3	0- 0		0- 0	HOME	0- 0	1- 2	9- 1			
5- 9	0- 0		0- 1	AWAY	0- 1	1- 2	4- 5			
0- 1	0- 0		0- 0	NEUTRAL	0- 0	0- 0	0- 1			
4- 5		0- 0	0- 1	NON-CONFERENCE	0- 1	1- 1	3- 2			
3- 1	0- 0		0- 0	HOME	0- 0	0- 1	3- 0			
1- 4	0- 0		0- 1	AWAY	0- 1	1- 0	0- 2			
0- 0	0- 0		0- 0	NEUTRAL	0- 0	0- 0	0- 0			
11- 8		0- 0	0- 0	CONFERENCE	0- 0	1- 3	10- 5			
7- 2	0- 0		0- 0	HOME	0- 0	1- 1	6- 1			
4- 5	0- 0		0- 0	AWAY	0- 0	0- 2	4- 3			
0- 1	0- 0		0- 0	NEUTRAL	0- 0	0- 0	0- 1			

[illegible]

Non-Div I Games:	Northern St.	64	56
------------------	--------------	----	----

North Dakota St.

■ Loss, ■ Non-Conf, S Site, H Home A Away N Neutral

Average RPI Win: 270		WON-LOST	WINNING	LAST 12	STRENGTH OF	OPP. STRENGTH	TEAM	ADJ.	CONF.	ADJ CONF.
Average RPI Loss: 168		RECORD	PCT. RANK	GAMES	SCHEDULE	OF SCHEDULE	RPI	RPI	RPI	RPI
DIV. I ONLY		12- 20	249	6- 6	206	277	250	250	27	27
DIV. I NON-CONF.		4- 9	256	1- 1	44	287	183	176	20	20
TOTALS		RPI 1-25	RPI 26-50		W-L RECORDS		RPI 51-100	RPI 101-150	RPI 150+	
12- 20	0- 1	0- 0		OVERALL		1- 7	0- 1		11- 11	
9- 5	0- 0	0- 0		HOME		1- 1	0- 0		8- 4	
3- 14	0- 1	0- 0		AWAY		0- 5	0- 1		3- 7	
0- 1	0- 0	0- 0		NEUTRAL		0- 1	0- 0		0- 0	
4- 9	0- 1	0- 0		NON-CONFERENCE		1- 4	0- 1		3- 3	
4- 2	0- 0	0- 0		HOME		1- 0	0- 0		3- 2	
0- 7	0- 1	0- 0		AWAY		0- 4	0- 1		0- 1	
0- 0	0- 0	0- 0		NEUTRAL		0- 0	0- 0		0- 0	
8- 11	0- 0	0- 0		CONFERENCE		0- 3	0- 0		8- 8	
5- 3	0- 0	0- 0		HOME		0- 1	0- 0		5- 2	
3- 7	0- 0	0- 0		AWAY		0- 1	0- 0		3- 6	
0- 1	0- 0	0- 0		NEUTRAL		0- 1	0- 0		0- 0	

RPI 1-25					
RPI	S	Opponent	Score		
14	A	Florida St.	50	79	
RPI 26-50					
RPI	S	Opponent	Score		
RPI 51-100					
RPI	S	Opponent	Score		
80	A	Miami (FL)	36	80	
87	A	East Tenn. St.	54	82	
87	H	East Tenn. St.	58	68	
87	N	East Tenn. St.	62	63	
94	A	Wake Forest	57	60	
96	A	Pittsburgh	35	61	
98	A	Fla. Gulf Coast	47	58	
98	H	Fla. Gulf Coast	57	56	
RPI 101+					
RPI	S	Opponent	Score		
103	A	South Fla.	48	62	
162	A	S.C. Upstate	59	65	
162	H	S.C. Upstate	58	70	
205	A	Mercer	55	40	
205	A	Mercer	47	61	
205	H	Mercer	48	54	
232	A	Belmont	68	77	
232	H	Belmont	51	55	
237	H	Bethune-Cookman	75	57	
256	A	Kennesaw St.	59	63	
256	H	Kennesaw St.	68	51	
269	A	Campbell	52	64	
269	H	Campbell	74	48	
280	A	Jacksonville	50	46	
280	A	Jacksonville	58	64	
280	H	Jacksonville	58	50	
291	H	Alabama St.	54	58	
308	H	South Carolina St.	59	55	
314	A	Stetson	56	58	
314	H	Stetson	42	33	
330	H	Savannah St.	56	42	
331	A	Lipscomb	70	48	
331	H	Lipscomb	75	64	
Team's RPI: 250					
LAST 12 Division I GAMES:					
87	N	East Tenn. St.	62	63	
280	A	Jacksonville	50	46	
205	A	Mercer	55	40	
269	H	Campbell	74	48	
87	H	East Tenn. St.	58	68	
256	A	Kennesaw St.	59	63	
205	A	Mercer	47	61	
98	H	Fla. Gulf Coast	57	56	
314	H	Stetson	42	33	
232	A	Belmont	68	77	
331	A	Lipscomb	70	48	
162	A	S.C. Upstate	59	65	

Non-Div I Games:

North Florida

Loss, Non-Conf, S Site, H Home A Away N Neutral

North Texas

Through Games Of Sunday, March 14, 2010

Average RPI Win: 228	WON-LOST	WINNING	LAST 12	STRENGTH OF	OPP. STRENGTH	TEAM	ADJ.	CONF.	ADJ CONF.
Average RPI Loss: 137	RECORD	PCT. RANK	GAMES	SCHEDULE	OF SCHEDULE	RPI	RPI	RPI	RPI
DIV. I ONLY	9- 22	287	4- 8	127	144	243	239	15	15
DIV. I NON-CONF.	3- 8	271	0- 0	89	81	203	200	16	16
TOTALS	RPI 1-25	RPI 26-50	W-L RECORDS	RPI 51-100	RPI 101-150	RPI 150+			
9- 22	0- 4	0- 0	OVERALL	0- 5	1- 2	8- 11			
6- 7	0- 0	0- 0	HOME	0- 2	0- 0	6- 5			
2- 13	0- 3	0- 0	AWAY	0- 3	1- 1	1- 6			
1- 2	0- 1	0- 0	NEUTRAL	0- 0	0- 1	1- 0			
3- 8	0- 2	0- 0	NON-CONFERENCE	0- 2	1- 2	2- 2			
2- 2	0- 0	0- 0	HOME	0- 1	0- 0	2- 1			
1- 5	0- 2	0- 0	AWAY	0- 1	1- 1	0- 1			
0- 1	0- 0	0- 0	NEUTRAL	0- 0	0- 1	0- 0			
6- 14	0- 2	0- 0	CONFERENCE	0- 3	0- 0	6- 9			
4- 5	0- 0	0- 0	HOME	0- 1	0- 0	4- 4			
1- 8	0- 1	0- 0	AWAY	0- 2	0- 0	1- 5			
1- 1	0- 1	0- 0	NEUTRAL	0- 0	0- 0	1- 0			

RPI 1-25				RPI 26-50				RPI 51-100				RPI 101+ Team's RPI: 239			
RPI	S	Opponent	Score	RPI	S	Opponent	Score	RPI	S	Opponent	Score	RPI	S	Opponent	Score
6	A	Texas A&M	49 108					56	A	UALR	39 78	110	A	Missouri	44 71
13	A	Texas	52 96					56	H	UALR	62 78	136	A	UAB	76 63
23	A	Middle Tenn.	51 119					68	H	SMU	58 80	143	N	Samford	53 67
23	N	Middle Tenn.	66 106					82	A	Western Ky.	53 101	164	A	FIU	55 72
								92	A	Houston	65 104	164	H	FIU	55 64
												164	N	FIU	61 51
												167	H	Fla. Atlantic	76 94
												168	A	Stephen F. Austin	51 81
												174	H	Denver	58 65
												196	H	South Ala.	78 66
												213	A	Arkansas St.	65 77
												213	H	Arkansas St.	76 77
												223	H	UMKC	79 65
												224	A	New Orleans	70 64
												224	H	New Orleans	94 84
												244	H	George Washington	82 84
												251	A	Troy	79 86
												278	A	La.-Monroe	58 63
												278	H	La.-Monroe	69 49
												300	A	La.-Lafayette	78 80
												300	H	La.-Lafayette	90 67
												305	H	Tex.-Pan American	83 73
LAST 12 Division I GAMES:															
		23 N Middle Tenn.	66 106			224 A New Orleans	70 64								
		164 N FIU	61 51			164 A FIU	55 72								
		278 A La.-Monroe	58 63			167 H Fla. Atlantic	76 94								
		300 H La.-Lafayette	90 67			23 A Middle Tenn.	51 119								
		56 H UALR	62 78			82 A Western Ky.	53 101								
		174 H Denver	58 65			196 H South Ala.	78 66								

Non-Div I Games:

North Texas

■ Loss,
 ■ Non-Conf,
 ■ S Site,
 ■ Home
 ■ A Away
 N Neutral

Northeastern

Through Games Of Sunday, March 14, 2010

Average RPI Win:	201	WON-LOST	WINNING	LAST 12	STRENGTH OF	OPP. STRENGTH	TEAM	ADJ.	CONF.	ADJ CONF.
Average RPI Loss:	96	RECORD	PCT. RANK	GAMES	SCHEDULE	OF SCHEDULE	RPI	RPI	RPI	RPI
DIV. I ONLY	13- 18	217	6- 6	75	98	150	147	8	8	
DIV. I NON-CONF.	5- 6	184	0- 0	58	103	125	124	8	8	
TOTALS	RPI 1-25	RPI 26-50	W-L RECORDS	RPI 51-100	RPI 101-150	RPI 150+				
13- 18	0- 2	0- 3	OVERALL	1- 3	1- 8	11- 2				
8- 5	0- 1	0- 1	HOME	1- 1	1- 2	6- 0				
4- 12	0- 1	0- 2	AWAY	0- 1	0- 6	4- 2				
1- 1	0- 0	0- 0	NEUTRAL	0- 1	0- 0	1- 0				
5- 6	0- 2	0- 2	NON-CONFERENCE	0- 0	0- 2	5- 0				
3- 1	0- 1	0- 0	HOME	0- 0	0- 0	3- 0				
2- 5	0- 1	0- 2	AWAY	0- 0	0- 2	2- 0				
0- 0	0- 0	0- 0	NEUTRAL	0- 0	0- 0	0- 0				
8- 12	0- 0	0- 1	CONFERENCE	1- 3	1- 6	6- 2				
5- 4	0- 0	0- 1	HOME	1- 1	1- 2	3- 0				
2- 7	0- 0	0- 0	AWAY	0- 1	0- 4	2- 2				
1- 1	0- 0	0- 0	NEUTRAL	0- 1	0- 0	1- 0				

RPI 1-25				RPI 26-50				RPI 51-100				RPI 101+ Team's RPI: 147			
RPI	S	Opponent	Score	RPI	S	Opponent	Score	RPI	S	Opponent	Score	RPI	S	Opponent	Score
1	A	Connecticut	35 105	27	A	Hartford	63 68	55	H	Old Dominion	100 94	104	A	Drexel	50 58
20	H	St. John's (NY)	53 69	37	H	James Madison	57 64	55	N	Old Dominion	49 68	104	H	Drexel	84 91
				49	A	Marist	69 76	99	A	Delaware	49 60	108	A	VCU	54 78
								99	H	Delaware	53 61	108	H	VCU	66 69
												118	A	Harvard	85 90
												120	A	Hofstra	37 53
												120	H	Hofstra	56 52
												132	A	Boston U.	78 83
												135	A	Towson	57 72
												172	A	Georgia St.	61 53
												172	H	Georgia St.	50 40
												172	N	Georgia St.	46 42
												181	A	UNC Wilmington	62 52
												181	H	UNC Wilmington	60 54
												192	A	William & Mary	65 74
												207	H	Massachusetts	73 64
												219	A	George Mason	61 72
												219	H	George Mason	70 57
												243	H	Rhode Island	84 57
												262	A	Holy Cross	89 82
												302	H	Army	77 45
												328	A	Delaware St.	66 46
LAST 12 Division I GAMES:															
				55	N	Old Dominion	49 68	181	H	UNC Wilmington	60 54				
				172	N	Georgia St.	46 42	120	H	Hofstra	56 52				
				108	H	VCU	66 69	104	A	Drexel	50 58				
				120	A	Hofstra	37 53	135	A	Towson	57 72				
				99	A	Delaware	49 60	172	A	Georgia St.	61 53				
				172	H	Georgia St.	50 40	219	H	George Mason	70 57				

Non-Div I Games:

Northeastern

■ Loss,
■ Non-Conf, S Site,
■ Home
■ Away
N Neutral

Average RPI Win: 227		WON-LOST	WINNING	LAST 12	STRENGTH OF	OPP. STRENGTH	TEAM	ADJ.	CONF.	ADJ CONF.
Average RPI Loss: 193		RECORD	PCT. RANK	GAMES	SCHEDULE	OF SCHEDULE	RPI	RPI	RPI	RPI
DIV. I ONLY		5- 24	324	2- 10	231	270	324	325	23	22
DIV. I NON-CONF.		2- 11	313	0- 0	187	262	310	308	24	21
TOTALS	RPI 1-25	RPI 26-50		W-L RECORDS		RPI 51-100	RPI 101-150	RPI 150+		
5- 24	0- 0	0- 0		OVERALL		0- 2	0- 1	5- 21		
3- 9	0- 0	0- 0		HOME		0- 0	0- 0	3- 9		
2- 15	0- 0	0- 0		AWAY		0- 2	0- 1	2- 12		
0- 0	0- 0	0- 0		NEUTRAL		0- 0	0- 0	0- 0		
2- 11	0- 0	0- 0		NON-CONFERENCE		0- 2	0- 1	2- 8		
2- 2	0- 0	0- 0		HOME		0- 0	0- 0	2- 2		
0- 9	0- 0	0- 0		AWAY		0- 2	0- 1	0- 6		
0- 0	0- 0	0- 0		NEUTRAL		0- 0	0- 0	0- 0		
3- 13	0- 0	0- 0		CONFERENCE		0- 0	0- 0	3- 13		
1- 7	0- 0	0- 0		HOME		0- 0	0- 0	1- 7		
2- 6	0- 0	0- 0		AWAY		0- 0	0- 0	2- 6		
0- 0	0- 0	0- 0		NEUTRAL		0- 0	0- 0	0- 0		

[illegible]

Non-Div I Games:

Northern Ariz.

Loss, Non-Conf, S Site, H Home A Away N Neutral

RPI	S	Opponent	Score
317	H	Weber St.	61 64

Northern Ariz. .

N
o
r
t
h
e
r
n
A
r
i
z
.

N
o
r
t
h
e
r
n
A
r
i
z

Average RPI Win:	237	WON-LOST	WINNING	LAST 12	STRENGTH OF	OPP. STRENGTH	TEAM	ADJ.	CONF.	ADJ CONF.
Average RPI Loss:	161	RECORD	PCT. RANK	GAMES	SCHEDULE	OF SCHEDULE	RPI	RPI	RPI	RPI
DIV. I ONLY	12- 16	212	5- 7	236	216	231	229	23	22	
DIV. I NON-CONF.	6- 6	160	1- 0	144	109	144	140	24	21	
TOTALS	RPI 1-25	RPI 26-50	W-L RECORDS	RPI 51-100	RPI 101-150	RPI 150+				
12- 16	0- 0	0- 1	OVERALL	0- 4	0- 1	12- 10				
6- 5	0- 0	0- 0	HOME	0- 1	0- 0	6- 4				
6- 9	0- 0	0- 1	AWAY	0- 2	0- 0	6- 6				
0- 2	0- 0	0- 0	NEUTRAL	0- 1	0- 1	0- 0				
6- 6	0- 0	0- 1	NON-CONFERENCE	0- 4	0- 1	6- 0				
2- 1	0- 0	0- 0	HOME	0- 1	0- 0	2- 0				
4- 3	0- 0	0- 1	AWAY	0- 2	0- 0	4- 0				
0- 2	0- 0	0- 0	NEUTRAL	0- 1	0- 1	0- 0				
6- 10	0- 0	0- 0	CONFERENCE	0- 0	0- 0	6- 10				
4- 4	0- 0	0- 0	HOME	0- 0	0- 0	4- 4				
2- 6	0- 0	0- 0	AWAY	0- 0	0- 0	2- 6				
0- 0	0- 0	0- 0	NEUTRAL	0- 0	0- 0	0- 0				

RPI 1-25			RPI 26-50			RPI 51-100			RPI 101+			Team's RPI: 229
RPI	S	Opponent	Score	RPI	S	Opponent	Score	RPI	S	Opponent	Score	
44	A	Kansas	54 81	56	A	UALR	43 55	148	N	Eastern Ill.	70 74	
				73	H	St. Mary's (CA)	69 74	156	A	Wichita St.	65 54	
				74	A	New Mexico	59 81	157	H	Bradley	75 58	
				81	N	Providence	47 73	173	A	Eastern Wash.	52 63	
								173	H	Eastern Wash.	49 51	
								174	A	Denver	74 72	
								178	H	Colorado St.	65 56	
								184	A	Portland St.	56 54	
								184	H	Portland St.	72 68	
								186	A	Idaho St.	65 74	
								186	H	Idaho St.	51 62	
								187	A	Montana St.	54 75	
								187	H	Montana St.	70 68	
								202	A	Montana	54 65	
								202	H	Montana	60 63	
								234	A	Sacramento St.	60 72	
								234	H	Sacramento St.	89 93	
								316	A	Air Force	72 53	
								317	A	Weber St.	52 61	
								317	H	Weber St.	75 68	
								325	A	Northern Ariz.	66 56	
								325	H	Northern Ariz.	66 56	
								335	A	Cal St. Northridge	79 42	
LAST 12 Division I GAMES:												
202	H	Montana	60 63	186	H	Idaho St.	51 62					
187	H	Montana St.	70 68	325	A	Northern Ariz.	66 56					
234	H	Sacramento St.	89 93	174	A	Denver	74 72					
184	A	Portland St.	56 54	187	A	Montana St.	54 75					
173	A	Eastern Wash.	52 63	202	A	Montana	54 65					
317	H	Weber St.	75 68	234	A	Sacramento St.	60 72					

Non-Div I Games: Mesa St. 69 42 Colo. Christian 79 77

Northern Colo.

Average RPI Win: 240	WON-LOST	WINNING	LAST 12	STRENGTH OF	OPP. STRENGTH	TEAM	ADJ.	CONF.	ADJ CONF.
Average RPI Loss: 147	RECORD	PCT. RANK	GAMES	SCHEDULE	OF SCHEDULE	RPI	RPI	RPI	RPI
DIV. I ONLY	10- 19	266	3- 9	217	161	253	254	16	16
DIV. I NON-CONF.	6- 6	160	0- 0	214	195	178	184	15	15
TOTALS	RPI 1-25	RPI 26-50	W-L RECORDS	RPI 51-100	RPI 101-150	RPI 150+			
10- 19	0- 1	0- 3	OVERALL	1- 3	0- 2	9- 10			
7- 7	0- 0	0- 1	HOME	1- 1	0- 2	6- 3			
3- 12	0- 1	0- 2	AWAY	0- 2	0- 0	3- 7			
0- 0	0- 0	0- 0	NEUTRAL	0- 0	0- 0	0- 0			
6- 6	0- 1	0- 2	NON-CONFERENCE	0- 0	0- 1	6- 2			
3- 3	0- 0	0- 1	HOME	0- 0	0- 1	3- 1			
3- 3	0- 1	0- 1	AWAY	0- 0	0- 0	3- 1			
0- 0	0- 0	0- 0	NEUTRAL	0- 0	0- 0	0- 0			
4- 13	0- 0	0- 1	CONFERENCE	1- 3	0- 1	3- 8			
4- 4	0- 0	0- 0	HOME	1- 1	0- 1	3- 2			
0- 9	0- 0	0- 1	AWAY	0- 2	0- 0	0- 6			
0- 0	0- 0	0- 0	NEUTRAL	0- 0	0- 0	0- 0			

RPI 1-25				RPI 26-50				RPI 51-100				RPI 101+ Team's RPI: 254			
RPI	S	Opponent	Score	RPI	S	Opponent	Score	RPI	S	Opponent	Score	RPI	S	Opponent	Score
4	A	Nebraska	44 69	31	H	DePaul	67 78	61	A	Toledo	66 71	117	H	UNI	65 71
				47	A	Bowling Green	67 85	61	H	Toledo	73 67	133	H	Kent St.	71 80
				50	A	Illinois St.	57 85	90	A	Eastern Mich.	63 72	155	A	Akron	39 57
								90	H	Eastern Mich.	72 78	157	H	Bradley	86 73
												177	A	Ball St.	60 66
												177	H	Ball St.	62 64
												197	A	Central Mich.	71 98
												197	H	Central Mich.	74 89
												208	H	Ill.-Chicago	62 55
												227	A	Loyola (IL)	75 65
												241	A	Miami (OH)	51 96
												241	A	Miami (OH)	66 67
												249	A	Milwaukee	65 73
												253	A	Western Mich.	47 54
												253	H	Western Mich.	73 47
												279	H	Southern Ill.	74 65
												283	H	Ohio	68 61
												283	H	Buffalo	93 88
												292	H	Western Ill.	48 50
												309	A	Chicago St.	66 61
												339	A	IUPUI	71 55
LAST 12 Division I GAMES:															
241	A	Miami (OH)	66 67	283	H	Ohio	68 61	155	A	Akron	39 57				
253	A	Western Mich.	47 54	47	A	Bowling Green	67 85	133	H	Kent St.	71 80				
90	H	Eastern Mich.	72 78	241	A	Miami (OH)	51 96	283	H	Buffalo	93 88				
177	A	Ball St.	60 66												
61	H	Toledo	73 67												
197	A	Central Mich.	71 98												

Non-Div I Games:

Northern Ill.

■ Loss,
 ■ Non-Conf,
 ■ S Site,
 ■ Home
 ■ A Away
 N Neutral

Northwestern

Through Games Of Sunday, March 14, 2010

Average RPI Win:	132	WON-LOST	WINNING	LAST 12	STRENGTH OF	OPP. STRENGTH	TEAM	ADJ.	CONF.	ADJ CONF.
Average RPI Loss:	61	RECORD	PCT. RANK	GAMES	SCHEDULE	OF SCHEDULE	RPI	RPI	RPI	RPI
DIV. I ONLY	16- 14	144	4- 8	88	22	100	97	5	5	
DIV. I NON-CONF.	9- 2	35	0- 0	255	70	81	80	2	2	
TOTALS	RPI 1-25	RPI 26-50	W-L RECORDS	RPI 51-100	RPI 101-150	RPI 150+				
16- 14	0- 4	3- 1	OVERALL	7- 8	1- 1	5- 0				
12- 6	0- 2	2- 0	HOME	4- 3	1- 1	5- 0				
4- 7	0- 2	1- 1	AWAY	3- 4	0- 0	0- 0				
0- 1	0- 0	0- 0	NEUTRAL	0- 1	0- 0	0- 0				
9- 2	0- 0	1- 0	NON-CONFERENCE	2- 1	1- 1	5- 0				
7- 2	0- 0	1- 0	HOME	0- 1	1- 1	5- 0				
2- 0	0- 0	0- 0	AWAY	2- 0	0- 0	0- 0				
0- 0	0- 0	0- 0	NEUTRAL	0- 0	0- 0	0- 0				
7- 12	0- 4	2- 1	CONFERENCE	5- 7	0- 0	0- 0				
5- 4	0- 2	1- 0	HOME	4- 2	0- 0	0- 0				
2- 7	0- 2	1- 1	AWAY	1- 4	0- 0	0- 0				
0- 1	0- 0	0- 0	NEUTRAL	0- 1	0- 0	0- 0				

RPI 1-25				RPI 26-50				RPI 51-100				Team's RPI: 97		RPI 101+			
RPI	S	Opponent	Score	RPI	S	Opponent	Score	RPI	S	Opponent	Score		RPI	S	Opponent	Score	
9	A	Ohio St.	47 78	28	A	Wisconsin	68 62	54	A	Michigan	63 59		116	H	Arkansas	67 55	
9	H	Ohio St.	60 86	31	H	DePaul	59 55	54	H	Michigan	64 60		129	H	Col. of Charleston	50 54	
16	A	Michigan St.	55 68	43	A	Iowa	69 78	54	N	Michigan	54 67		227	H	Loyola (IL)	85 58	
16	H	Michigan St.	52 56	43	H	Iowa	72 66	61	A	Toledo	73 64		235	H	IPFW	78 58	
								63	A	Illinois	50 81		265	H	SIU Edwardsville	68 37	
								63	H	Illinois	48 58		309	H	Chicago St.	85 64	
								79	A	Purdue	42 53		329	H	Penn	61 39	
								79	H	Purdue	60 58						
								88	H	Penn St.	68 88						
								89	A	Kansas St.	53 50						
								91	H	Clemson	68 69						
								93	A	Indiana	55 61						
								93	H	Indiana	78 73						
								95	A	Minnesota	65 73						
								95	H	Minnesota	61 60						
LAST 12 Division I GAMES:																	
				54	N	Michigan	54 67	63	A	Illinois	50 81						
				63	H	Illinois	48 58	54	H	Michigan	64 60						
				9	A	Ohio St.	47 78	28	A	Wisconsin	68 62						
				43	H	Iowa	72 66	16	H	Michigan St.	52 56						
				93	H	Indiana	78 73	43	A	Iowa	69 78						
				16	A	Michigan St.	55 68	93	A	Indiana	55 61						

Non-Div I Games:

Northwestern

■ Loss,
 ■ Non-Conf,
 ■ S Site,
 ■ Home
 ■ A Away
 N Neutral

Average RPI Win:	281	WON-LOST	WINNING	LAST 12	STRENGTH OF	OPP. STRENGTH	TEAM	ADJ.	CONF.	ADJ CONF.
Average RPI Loss:	181	RECORD	PCT. RANK	GAMES	SCHEDULE	OF SCHEDULE	RPI	RPI	RPI	RPI
DIV. I ONLY	12- 16	212	4- 8	275	324	257	255	26	26	
DIV. I NON-CONF.	4- 8	240	0- 1	223	331	268	269	26	25	
TOTALS	RPI 1-25	RPI 26-50	W-L RECORDS	RPI 51-100	RPI 101-150	RPI 150+				
12- 16	0- 0	0- 1	OVERALL	0- 0	0- 4	12- 11				
5- 6	0- 0	0- 0	HOME	0- 0	0- 1	5- 5				
5- 8	0- 0	0- 0	AWAY	0- 0	0- 2	5- 6				
2- 2	0- 0	0- 1	NEUTRAL	0- 0	0- 1	2- 0				
4- 8	0- 0	0- 1	NON-CONFERENCE	0- 0	0- 1	4- 6				
2- 2	0- 0	0- 0	HOME	0- 0	0- 0	2- 2				
1- 5	0- 0	0- 0	AWAY	0- 0	0- 1	1- 4				
1- 1	0- 0	0- 1	NEUTRAL	0- 0	0- 0	1- 0				
8- 8	0- 0	0- 0	CONFERENCE	0- 0	0- 3	8- 5				
3- 4	0- 0	0- 0	HOME	0- 0	0- 1	3- 3				
4- 3	0- 0	0- 0	AWAY	0- 0	0- 1	4- 2				
1- 1	0- 0	0- 0	NEUTRAL	0- 0	0- 1	1- 0				

RPI 1-25			RPI 26-50			RPI 51-100			RPI 101+			Team's RPI: 255
RPI	S	Opponent	Score	RPI	S	Opponent	Score	RPI	S	Opponent	Score	
				34	N	North Carolina St.	67 76					

Non-Div I Games: Southern-N.O. 79 48 LSU-Shreveport 73 58 Ark.-Monticello 85 61

Northwestern St.

Loss, Non-Conf, S Site, H Home A Away N Neutral

RPI	S	Opponent	Score
345	A	Centenary (LA)	65 49

N
o
r
t
h
w
e
s
t
e
r
n
S
t
.

N
o
r
t
h
w
e
s
t
e
r
n
S
t
.

Northwestern St.

Average RPI Win:	99	WON-LOST	WINNING	LAST 12	STRENGTH OF	OPP. STRENGTH	TEAM	ADJ.	CONF.	ADJ CONF.
Average RPI Loss:	8	RECORD	PCT. RANK	GAMES	SCHEDULE	OF SCHEDULE	RPI	RPI	RPI	RPI
DIV. I ONLY	27- 5	14	8- 4	13	5	7	7	3	3	
DIV. I NON-CONF.	13- 0	1	0- 0	79	14	4	4	5	5	
TOTALS	RPI 1-25	RPI 26-50	W-L RECORDS	RPI 51-100	RPI 101-150	RPI 150+				
27- 5	6- 5	1- 0	OVERALL	10- 0	4- 0	6- 0				
14- 1	2- 1	1- 0	HOME	4- 0	3- 0	4- 0				
8- 4	2- 4	0- 0	AWAY	3- 0	1- 0	2- 0				
5- 0	2- 0	0- 0	NEUTRAL	3- 0	0- 0	0- 0				
13- 0	3- 0	0- 0	NON-CONFERENCE	4- 0	1- 0	5- 0				
7- 0	1- 0	0- 0	HOME	1- 0	1- 0	4- 0				
3- 0	1- 0	0- 0	AWAY	1- 0	0- 0	1- 0				
3- 0	1- 0	0- 0	NEUTRAL	2- 0	0- 0	0- 0				
14- 5	3- 5	1- 0	CONFERENCE	6- 0	3- 0	1- 0				
7- 1	1- 1	1- 0	HOME	3- 0	2- 0	0- 0				
5- 4	1- 4	0- 0	AWAY	2- 0	1- 0	1- 0				
2- 0	1- 0	0- 0	NEUTRAL	1- 0	0- 0	0- 0				

RPI	S	Opponent	Score	RPI	S	Opponent	Score	RPI	S	Opponent	Score	RPI	S	Opponent	Score
1	A	Connecticut	44 59	31	H	DePaul	90 66	52	N	San Diego St.	84 79	103	H	South Fla.	81 64
1	A	Connecticut	46 70					53	N	South Carolina	78 55	119	H	Charlotte	90 31
1	H	Connecticut	51 76					57	H	Marquette	82 67	125	H	Villanova	81 46
8	N	Oklahoma	81 71					67	A	Syracuse	74 73	128	A	Cincinnati	66 50
10	H	West Virginia	74 66					78	A	Louisville	78 60	160	A	UCF	85 52
16	A	Michigan St.	68 67					78	N	Louisville	89 52	169	H	Iona	80 45
18	A	Georgetown	66 76					79	A	Purdue	79 75	191	A	Seton Hall	72 47
20	A	St. John's (NY)	71 76					81	H	Providence	84 59	235	H	IPFW	96 60
20	N	St. John's (NY)	75 67					90	H	Eastern Mich.	69 59	286	H	Valparaiso	88 47
21	H	Vanderbilt	74 69					96	H	Pittsburgh	86 76	298	H	Ark.-Pine Bluff	102 57
24	A	Rutgers	75 63												
LAST 12 Division I GAMES:															
1	A	Connecticut	44 59	18	A	Georgetown	66 76								
20	N	St. John's (NY)	75 67	20	A	St. John's (NY)	71 76								
78	N	Louisville	89 52	31	H	DePaul	90 66								
1	H	Connecticut	51 76	128	A	Cincinnati	66 50								
191	A	Seton Hall	72 47	96	H	Pittsburgh	86 76								
57	H	Marquette	82 67	24	A	Rutgers	75 63								

Non-Div I Games:

Notre Dame

Average RPI Win:	264	WON-LOST	WINNING	LAST 12	STRENGTH OF	OPP. STRENGTH	TEAM	ADJ.	CONF.	ADJ CONF.
Average RPI Loss:	128	RECORD	PCT. RANK	GAMES	SCHEDULE	OF SCHEDULE	RPI	RPI	RPI	RPI
DIV. I ONLY	15- 13	141	9- 3	262	254	199	195	30	30	
DIV. I NON-CONF.	1- 8	324	0- 0	55	24	246	242	28	28	
TOTALS	RPI 1-25	RPI 26-50	W-L RECORDS	RPI 51-100	RPI 101-150	RPI 150+				
15- 13	0- 0	0- 1	OVERALL	0- 5	2- 4	13- 3				
8- 6	0- 0	0- 1	HOME	0- 2	1- 2	7- 1				
7- 6	0- 0	0- 0	AWAY	0- 3	1- 2	6- 1				
0- 1	0- 0	0- 0	NEUTRAL	0- 0	0- 0	0- 1				
1- 8	0- 0	0- 1	NON-CONFERENCE	0- 5	1- 1	0- 1				
0- 5	0- 0	0- 1	HOME	0- 2	0- 1	0- 1				
1- 3	0- 0	0- 0	AWAY	0- 3	1- 0	0- 0				
0- 0	0- 0	0- 0	NEUTRAL	0- 0	0- 0	0- 0				
14- 5	0- 0	0- 0	CONFERENCE	0- 0	1- 3	13- 2				
8- 1	0- 0	0- 0	HOME	0- 0	1- 1	7- 0				
6- 3	0- 0	0- 0	AWAY	0- 0	0- 2	6- 1				
0- 1	0- 0	0- 0	NEUTRAL	0- 0	0- 0	0- 1				

RPI 1-25			RPI 26-50			RPI 51-100			RPI 101+			Team's RPI: 195			
RPI	S	Opponent	Score	RPI	S	Opponent	Score	RPI	S	Opponent	Score				
				47	H	Bowling Green	66 81	57	A	Marquette	62 79	105	A	South Dakota St.	59 66
								61	H	Toledo	75 87	105	H	South Dakota St.	81 68
								63	A	Illinois	50 64	111	A	Columbia	61 58
								79	H	Purdue	64 71	131	H	Detroit	65 74
								88	A	Penn St.	64 69	140	A	Oral Roberts	62 77
												140	H	Oral Roberts	87 91
												218	A	North Dakota St.	54 52
												218	H	North Dakota St.	70 56
												220	H	St. Louis	62 68
												223	A	UMKC	73 53
												223	H	UMKC	81 75
												235	A	IPFW	58 64
												235	H	IPFW	82 68
												292	A	Western Ill.	52 36
												292	H	Western Ill.	64 44
												292	N	Western Ill.	57 68
												334	A	Southern Utah	68 52
												334	H	Southern Utah	78 45
												339	A	IUPUI	74 55
												339	H	IUPUI	75 40
												345	A	Centenary (LA)	75 32
												345	H	Centenary (LA)	66 46
LAST 12 Division I GAMES:															
				292	N	Western Ill.	57 68	345	H	Centenary (LA)	66 46				
				235	H	IPFW	82 68	140	H	Oral Roberts	87 91				
				105	H	South Dakota St.	81 68	339	A	IUPUI	74 55				
				218	H	North Dakota St.	70 56	292	A	Western Ill.	52 36				
				334	A	Southern Utah	68 52	218	A	North Dakota St.	54 52				
				223	A	UMKC	73 53	105	A	South Dakota St.	59 66				

Non-Div I Games: Marygrove 95 40 Rochester College 73 25

Oakland

Loss, Non-Conf, S Site, H Home A Away N Neutral

Average RPI Win:	242	WON-LOST	WINNING	LAST 12	STRENGTH OF	OPP. STRENGTH	TEAM	ADJ.	CONF.	ADJ CONF.
Average RPI Loss:	151	RECORD	PCT. RANK	GAMES	SCHEDULE	OF SCHEDULE	RPI	RPI	RPI	RPI
DIV. I ONLY	8- 22	297	3- 9	218	172	283	283	16	16	
DIV. I NON-CONF.	4- 9	256	0- 0	240	196	270	271	15	15	
TOTALS	RPI 1-25	RPI 26-50	W-L RECORDS	RPI 51-100	RPI 101-150	RPI 150+				
8- 22	0- 0	0- 3	OVERALL	0- 5	0- 4	8- 10				
7- 8	0- 0	0- 1	HOME	0- 4	0- 1	7- 2				
1- 14	0- 0	0- 2	AWAY	0- 1	0- 3	1- 8				
0- 0	0- 0	0- 0	NEUTRAL	0- 0	0- 0	0- 0				
4- 9	0- 0	0- 1	NON-CONFERENCE	0- 3	0- 2	4- 3				
3- 4	0- 0	0- 0	HOME	0- 2	0- 0	3- 2				
1- 5	0- 0	0- 1	AWAY	0- 1	0- 2	1- 1				
0- 0	0- 0	0- 0	NEUTRAL	0- 0	0- 0	0- 0				
4- 13	0- 0	0- 2	CONFERENCE	0- 2	0- 2	4- 7				
4- 4	0- 0	0- 1	HOME	0- 2	0- 1	4- 0				
0- 9	0- 0	0- 1	AWAY	0- 0	0- 1	0- 7				
0- 0	0- 0	0- 0	NEUTRAL	0- 0	0- 0	0- 0				

RPI 1-25				RPI 26-50				RPI 51-100				RPI 101+				Team's RPI: 283	
RPI	S	Opponent	Score	RPI	S	Opponent	Score	RPI	S	Opponent	Score	RPI	S	Opponent	Score		
				33	A	Temple	43 65	61	H	Toledo	54 76	112	A	Duquesne	50 52		
				47	A	Bowling Green	57 73	67	H	Syracuse	54 70	123	A	Cleveland St.	34 56		
				47	H	Bowling Green	42 77	85	A	Florida	49 78	133	A	Kent St.	66 70		
								90	H	Eastern Mich.	53 56	133	H	Kent St.	74 80		
								91	H	Clemson	81 89	155	A	Akron	41 69		
												155	H	Akron	64 63		
												177	H	Ball St.	62 59		
												180	H	Marshall	63 48		
												181	H	UNC Wilmington	51 58		
												197	A	Central Mich.	56 59		
												197	A	Central Mich.	66 69		
												204	H	Navy	51 55		
												241	A	Miami (OH)	58 66		
												241	H	Miami (OH)	69 56		
												244	H	George Washington	70 58		
												253	A	Western Mich.	47 51		
												254	A	Northern Ill.	61 68		
												283	A	Buffalo	62 76		
												283	H	Buffalo	61 58		
												322	H	Colgate	74 40		
												334	A	Southern Utah	53 56		
												336	A	Utah Valley	57 43		
LAST 12 Division I GAMES:																	
				197	A	Central Mich.	66 69	254	A	Northern Ill.	61 68						
				155	A	Akron	41 69	61	H	Toledo	54 76						
				283	H	Buffalo	61 58	253	A	Western Mich.	47 51						
				241	H	Miami (OH)	69 56	177	H	Ball St.	62 59						
				133	H	Kent St.	74 80	90	H	Eastern Mich.	53 56						
				47	A	Bowling Green	57 73	197	A	Central Mich.	56 59						

Non-Div I Games:

Ohio

Through Games of Sunday, March 11, 2018									
Average RPI Win: 99	WON-LOST	WINNING	LAST 12	STRENGTH OF	OPP. STRENGTH	TEAM	ADJ.	CONF.	ADJ CONF.
Average RPI Loss: 48	RECORD	PCT. RANK	GAMES	SCHEDULE	OF SCHEDULE	RPI	RPI	RPI	RPI
DIV. I ONLY	30- 4	8	10- 2	39	26	9	9	5	5
DIV. I NON-CONF.	12- 1	9	0- 0	59	72	12	12	2	2

TOTALS	RPI 1-25	RPI 26-50		W-L RECORDS		RPI 51-100	RPI 101-150	RPI 150+	
30- 4	3- 2	6- 0		OVERALL		14- 2	2- 0	5- 0	
19- 1	2- 1	3- 0		HOME		7- 0	2- 0	5- 0	
8- 3	1- 1	1- 0		AWAY		6- 2	0- 0	0- 0	
3- 0	0- 0	2- 0		NEUTRAL		1- 0	0- 0	0- 0	
12- 1	2- 1	1- 0		NON-CONFERENCE		2- 0	2- 0	5- 0	
11- 0	2- 0	1- 0		HOME		1- 0	2- 0	5- 0	
1- 1	0- 1	0- 0		AWAY		1- 0	0- 0	0- 0	
0- 0	0- 0	0- 0		NEUTRAL		0- 0	0- 0	0- 0	
18- 3	1- 1	5- 0		CONFERENCE		12- 2	0- 0	0- 0	
8- 1	0- 1	2- 0		HOME		6- 0	0- 0	0- 0	
7- 2	1- 0	1- 0		AWAY		5- 2	0- 0	0- 0	
3- 0	0- 0	2- 0		NEUTRAL		1- 0	0- 0	0- 0	

RPI	S	Opponent	Score	RPI	S	Opponent	Score	RPI	S	Opponent	Score	RPI	S	Opponent	Score
5	A	Duke	67 83	28	A	Wisconsin	83 78	54	A	Michigan	58 56	136	H	UAB	88 55
10	H	West Virginia	92 69	28	H	Wisconsin	70 55	54	H	Michigan	59 56	148	H	Eastern Ill.	91 68
12	H	Oklahoma St.	93 72	28	N	Wisconsin	82 73	59	H	California	83 71	228	H	Wright St.	84 47
16	A	Michigan St.	65 62	43	H	Iowa	86 82	63	A	Illinois	76 47	248	H	UNC Greensboro	89 56
16	H	Michigan St.	68 71	43	N	Iowa	66 64	63	H	Illinois	72 61	259	H	Alabama A&M	78 54
				47	H	Bowling Green	91 72	63	N	Illinois	66 55	292	H	Western Ill.	99 38
								77	A	Mississippi	79 77	339	H	IUPUI	88 33
								79	A	Purdue	61 63				
								79	H	Purdue	75 45				
								88	A	Penn St.	86 73				
								93	A	Indiana	62 67				
								93	H	Indiana	81 64				
								95	A	Minnesota	64 59				
								95	H	Minnesota	81 58				
								97	A	Northwestern	86 60				
								97	H	Northwestern	78 47				
LAST 12 Division I GAMES:															
				43	N	Iowa	66 64	95	A	Minnesota	64 59				
				28	N	Wisconsin	82 73	79	H	Purdue	75 45				
				63	N	Illinois	66 55	88	A	Penn St.	86 73				
				97	H	Northwestern	78 47	43	H	Iowa	86 82				
				16	H	Michigan St.	68 71	93	A	Indiana	62 67				
				28	A	Wisconsin	83 78	95	H	Minnesota	81 58				

Non-Div I Games:

Ohio St.

■ Loss,
■ Non-Conf, S Site,
■ Home
■ Away
N Neutral

Average RPI Win:	82	WON-LOST	WINNING	LAST 12	STRENGTH OF	OPP. STRENGTH	TEAM	ADJ.	CONF.	ADJ CONF.
Average RPI Loss:	11	RECORD	PCT. RANK	GAMES	SCHEDULE	OF SCHEDULE	RPI	RPI	RPI	RPI
DIV. I ONLY	23- 10	56	8- 4	2	2	8	8	1	1	
DIV. I NON-CONF.	10- 4	75	0- 1	4	13	11	11	1	1	
TOTALS	RPI 1-25	RPI 26-50	W-L RECORDS	RPI 51-100	RPI 101-150	RPI 150+				
23- 10	7- 9	3- 1	OVERALL	6- 0	3- 0	4- 0				
11- 3	3- 3	2- 0	HOME	1- 0	2- 0	3- 0				
8- 5	2- 4	1- 1	AWAY	3- 0	1- 0	1- 0				
4- 2	2- 2	0- 0	NEUTRAL	2- 0	0- 0	0- 0				
10- 4	0- 4	2- 0	NON-CONFERENCE	3- 0	1- 0	4- 0				
5- 1	0- 1	1- 0	HOME	0- 0	1- 0	3- 0				
3- 2	0- 2	1- 0	AWAY	1- 0	0- 0	1- 0				
2- 1	0- 1	0- 0	NEUTRAL	2- 0	0- 0	0- 0				
13- 6	7- 5	1- 1	CONFERENCE	3- 0	2- 0	0- 0				
6- 2	3- 2	1- 0	HOME	1- 0	1- 0	0- 0				
5- 3	2- 2	0- 1	AWAY	2- 0	1- 0	0- 0				
2- 1	2- 1	0- 0	NEUTRAL	0- 0	0- 0	0- 0				

RPI	S	Opponent	Score	RPI	S	Opponent	Score	RPI	S	Opponent	Score	RPI	S	Opponent	Score
1	H	Connecticut	60 76	26	A	Iowa St.	56 63	52	N	San Diego St.	87 48	110	A	Missouri	62 61
3	A	Tennessee	75 96	42	H	TCU	74 70	53	N	South Carolina	75 67	116	H	Arkansas	87 86
4	H	Nebraska	64 80	44	H	Kansas	81 69	58	A	Texas Tech	70 66	121	H	Colorado	65 55
6	A	Texas A&M	55 78	49	A	Marist	80 71	58	H	Texas Tech	73 58	200	H	Texas-Arlington	100 67
6	H	Texas A&M	74 65					65	A	Creighton	67 58	205	H	Mercer	108 66
6	N	Texas A&M	67 74					89	A	Kansas St.	64 58	238	H	Cal St. Fullerton	95 76
7	N	Notre Dame	71 81									302	A	Army	59 46
12	A	Oklahoma St.	77 66												
12	H	Oklahoma St.	95 62												
12	N	Oklahoma St.	74 69												
13	A	Texas	75 60												
13	H	Texas	57 75												
15	A	Baylor	47 57												
15	H	Baylor	62 60												
15	N	Baylor	59 54												
25	A	Georgia	51 62												
LAST 12 Division I GAMES:															
		6 N Texas A&M	67 74			4 H Nebraska	64 80								
		12 N Oklahoma St.	74 69			89 A Kansas St.	64 58								
		15 N Baylor	59 54			1 H Connecticut	60 76								
		12 H Oklahoma St.	95 62			121 H Colorado	65 55								
		6 A Texas A&M	55 78			15 H Baylor	62 60								
		13 A Texas	75 60			12 A Oklahoma St.	77 66								

Non-Div I Games:

Oklahoma

■ Loss,
■ Non-Conf,
■ S Site,
■ H Home
■ A Away
N Neutral

Oklahoma St.

Through Games Of Sunday, March 14, 2010

Average RPI Win:	107	WON-LOST	WINNING	LAST 12	STRENGTH OF	OPP. STRENGTH	TEAM	ADJ.	CONF.	ADJ CONF.
Average RPI Loss:	15	RECORD	PCT. RANK	GAMES	SCHEDULE	OF SCHEDULE	RPI	RPI	RPI	RPI
DIV. I ONLY	23- 10	56	5- 7	5	12	12	12	1	1	
DIV. I NON-CONF.	12- 2	25	0- 0	16	169	10	10	1	1	
TOTALS	RPI 1-25	RPI 26-50	W-L RECORDS	RPI 51-100	RPI 101-150	RPI 150+				
23- 10	3- 9	7- 0	OVERALL	4- 1	3- 0	6- 0				
14- 3	2- 2	2- 0	HOME	2- 1	2- 0	6- 0				
6- 5	1- 5	2- 0	AWAY	2- 0	1- 0	0- 0				
3- 2	0- 2	3- 0	NEUTRAL	0- 0	0- 0	0- 0				
12- 2	0- 2	3- 0	NON-CONFERENCE	2- 0	1- 0	6- 0				
9- 0	0- 0	1- 0	HOME	1- 0	1- 0	6- 0				
2- 1	0- 1	1- 0	AWAY	1- 0	0- 0	0- 0				
1- 1	0- 1	1- 0	NEUTRAL	0- 0	0- 0	0- 0				
11- 8	3- 7	4- 0	CONFERENCE	2- 1	2- 0	0- 0				
5- 3	2- 2	1- 0	HOME	1- 1	1- 0	0- 0				
4- 4	1- 4	1- 0	AWAY	1- 0	1- 0	0- 0				
2- 1	0- 1	2- 0	NEUTRAL	0- 0	0- 0	0- 0				

RPI S	Opponent	Score	RPI S	Opponent	Score	RPI S	Opponent	Score	RPI S	Opponent	Score
4	A Nebraska	67 88	26	H Iowa St.	78 70	56	H UALR	67 58	110	H Missouri	75 60
6	A Texas A&M	67 63	26	N Iowa St.	62 59	58	A Texas Tech	80 70	121	A Colorado	74 63
6	H Texas A&M	52 69	32	H Georgia Tech	70 64	58	H Texas Tech	57 65	140	H Oral Roberts	90 65
8	A Oklahoma	62 95	39	A Vermont	68 63	74	A New Mexico	70 56	163	H UC Riverside	69 46
8	H Oklahoma	66 77	44	A Kansas	70 68	89	H Kansas St.	66 56	205	H Mercer	100 68
8	N Oklahoma	69 74	44	N Kansas	76 69				246	H Sam Houston St.	98 60
9	A Ohio St.	72 93	49	N Marist	71 69				292	H Western Ill.	68 55
13	A Texas	63 77							305	H Tex.-Pan American	84 31
13	H Texas	73 72							311	H Coppin St.	80 51
15	A Baylor	69 80									
15	H Baylor	78 65									
16	N Michigan St.	90 93									
LAST 12 Division I GAMES:											
8	N Oklahoma	69 74	13	H Texas	73 72						
26	N Iowa St.	62 59	15	A Baylor	69 80						
44	N Kansas	76 69	6	H Texas A&M	52 69						
8	A Oklahoma	62 95	58	H Texas Tech	57 65						
26	H Iowa St.	78 70	8	H Oklahoma	66 77						
58	A Texas Tech	80 70	4	A Nebraska	67 88						

Non-Div I Games:

Oklahoma St.

■ Loss,
 ■ Non-Conf,
 ■ S Site,
 ■ H Home
 ■ A Away
 N Neutral

Average RPI Win:	139	WON-LOST	WINNING	LAST 12	STRENGTH OF	OPP. STRENGTH	TEAM	ADJ.	CONF.	ADJ CONF.
Average RPI Loss:	69	RECORD	PCT. RANK	GAMES	SCHEDULE	OF SCHEDULE	RPI	RPI	RPI	RPI
DIV. I ONLY	18- 13	110	8- 4	27	74	53	55	8	8	
DIV. I NON-CONF.	2- 8	300	0- 0	9	4	131	130	8	8	
TOTALS	RPI 1-25	RPI 26-50	W-L RECORDS	RPI 51-100	RPI 101-150	RPI 150+				
18- 13	0- 2	1- 4	OVERALL	4- 3	6- 4	7- 0				
8- 6	0- 1	0- 2	HOME	2- 1	3- 2	3- 0				
8- 5	0- 1	1- 2	AWAY	1- 0	2- 2	4- 0				
2- 2	0- 0	0- 0	NEUTRAL	1- 2	1- 0	0- 0				
2- 8	0- 2	0- 2	NON-CONFERENCE	1- 3	1- 1	0- 0				
2- 3	0- 1	0- 1	HOME	1- 1	1- 0	0- 0				
0- 3	0- 1	0- 1	AWAY	0- 0	0- 1	0- 0				
0- 2	0- 0	0- 0	NEUTRAL	0- 2	0- 0	0- 0				
16- 5	0- 0	1- 2	CONFERENCE	3- 0	5- 3	7- 0				
6- 3	0- 0	0- 1	HOME	1- 0	2- 2	3- 0				
8- 2	0- 0	1- 1	AWAY	1- 0	2- 1	4- 0				
2- 0	0- 0	0- 0	NEUTRAL	1- 0	1- 0	0- 0				

RPI	S	Opponent	Score	RPI	S	Opponent	Score	RPI	S	Opponent	Score	RPI	S	Opponent	Score
2	H	Stanford	56 89	34	H	North Carolina St.	52 62	67	N	Syracuse	32 65	104	H	Drexel	69 59
3	A	Tennessee	62 102	37	A	James Madison	53 67	77	H	Mississippi	75 66	108	A	VCU	67 65
				37	A	James Madison	67 58	78	N	Louisville	75 82	108	H	VCU	56 75
				37	H	James Madison	59 65	85	H	Florida	67 81	120	H	Hofstra	51 46
				46	A	Maryland	67 84	99	A	Delaware	60 59	122	A	St. Joseph's	62 78
								99	H	Delaware	54 52	130	H	Hampton	83 64
								99	N	Delaware	50 49	135	A	Towson	57 50
												135	H	Towson	56 64
												147	A	Northeastern	94 100
												147	N	Northeastern	68 49
												172	A	Georgia St.	63 61
												172	H	Georgia St.	58 54
												181	A	UNC Wilmington	61 58
												192	A	William & Mary	88 65
												192	H	William & Mary	70 52
												219	A	George Mason	66 52
												219	H	George Mason	79 49
LAST 12 Division I GAMES:															
				37	A	James Madison	53 67	37	H	James Madison	59 65				
				99	N	Delaware	50 49	172	A	Georgia St.	63 61				
				147	N	Northeastern	68 49	219	A	George Mason	66 52				
				135	H	Towson	56 64	99	H	Delaware	54 52				
				108	A	VCU	67 65	108	H	VCU	56 75				
				192	H	William & Mary	70 52	181	A	UNC Wilmington	61 58				

Non-Div I Games:

Old Dominion

■ Loss,
■ Non-Conf, S Site,
■ Home
■ Away
N Neutral

Oral Roberts

Through Games Of Sunday, March 14, 2010

Average RPI Win:	260	WON-LOST	WINNING	LAST 12	STRENGTH OF	OPP. STRENGTH	TEAM	ADJ.	CONF.	ADJ CONF.
Average RPI Loss:	109	RECORD	PCT. RANK	GAMES	SCHEDULE	OF SCHEDULE	RPI	RPI	RPI	RPI
DIV. I ONLY	22- 9	50	10- 2	311	248	141	140	30	30	
DIV. I NON-CONF.	5- 5	160	0- 0	209	28	160	156	28	28	
TOTALS	RPI 1-25	RPI 26-50	W-L RECORDS	RPI 51-100	RPI 101-150	RPI 150+				
22- 9	0- 3	0- 1	OVERALL	0- 0	3- 2	19- 3				
10- 2	0- 0	0- 0	HOME	0- 0	1- 1	9- 1				
10- 6	0- 3	0- 1	AWAY	0- 0	2- 0	8- 2				
2- 1	0- 0	0- 0	NEUTRAL	0- 0	0- 1	2- 0				
5- 5	0- 3	0- 1	NON-CONFERENCE	0- 0	1- 1	4- 0				
2- 1	0- 0	0- 0	HOME	0- 0	0- 1	2- 0				
3- 4	0- 3	0- 1	AWAY	0- 0	1- 0	2- 0				
0- 0	0- 0	0- 0	NEUTRAL	0- 0	0- 0	0- 0				
17- 4	0- 0	0- 0	CONFERENCE	0- 0	2- 1	15- 3				
8- 1	0- 0	0- 0	HOME	0- 0	1- 0	7- 1				
7- 2	0- 0	0- 0	AWAY	0- 0	1- 0	6- 2				
2- 1	0- 0	0- 0	NEUTRAL	0- 0	0- 1	2- 0				

RPI 1-25				RPI 26-50				RPI 51-100				RPI 101+ Team's RPI: 140			
RPI	S	Opponent	Score	RPI	S	Opponent	Score	RPI	S	Opponent	Score	RPI	S	Opponent	Score
12	A	Oklahoma St.	65 90	44	A	Kansas	80 106					101	H	Missouri St.	81 99
13	A	Texas	80 94									105	A	South Dakota St.	81 72
15	A	Baylor	76 101									105	H	South Dakota St.	86 75
												105	N	South Dakota St.	75 79
												141	A	Tulsa	74 69
												195	A	Oakland	91 87
												195	H	Oakland	77 62
												218	A	North Dakota St.	66 68
												218	H	North Dakota St.	81 75
												223	A	UMKC	93 79
												223	H	UMKC	99 72
												223	N	UMKC	77 71
												235	A	IPFW	83 96
												235	H	IPFW	72 74
												246	A	Sam Houston St.	101 85
												247	H	La Salle	76 55
												292	A	Western Ill.	82 57
												292	H	Western Ill.	82 52
												305	H	Tex.-Pan American	98 65
												334	A	Southern Utah	94 70
												334	H	Southern Utah	109 62
												334	N	Southern Utah	97 81
												339	A	IUPUI	85 60
												339	H	IUPUI	114 43
												344	A	Houston Baptist	107 67
												345	A	Centenary (LA)	95 65
LAST 12 Division I GAMES:															
				105	N	South Dakota St.	75 79					292	H	Western Ill.	82 52
				223	N	UMKC	77 71					339	H	IUPUI	114 43
				334	N	Southern Utah	97 81					235	A	IPFW	83 96
				334	A	Southern Utah	94 70					195	A	Oakland	91 87
				223	A	UMKC	93 79					218	H	North Dakota St.	81 75
				345	H	Centenary (LA)	95 38					105	H	South Dakota St.	86 75

Non-Div I Games: Evangel 82 66

Oral Roberts

Loss, Non-Conf, S Site, H Home A Away N Neutral

RPI	S	Opponent	Score
345	H	Centenary (LA)	95 38

O
r
a
l
R
o
b
e
r
t
s

O
r
a
l
R
o
b
e
r
t
s

Oral Roberts

Oregon

Average RPI Win: 170

Average RPI Loss: 59

WON-LOST

WINNING

LAST 12

Through Games Of Sunday, March 14, 2010

STRENGTH OF

OPP. STRENGTH

TEAM

ADJ.

CONF.

ADJ CONF.

RECORD

PCT. RANK

GAMES

SCHEDULE

OF SCHEDULE

RPI

RPI

RPI

RPI

DIV. I ONLY

16- 15

160

4- 8

72

70

107

100

6

6

DIV. I NON-CONF.

9- 3

60

0- 0

78

197

54

53

6

6

TOTALS

RPI 1-25

RPI 26-50

W-L RECORDS

RPI 51-100

RPI 101-150

RPI 150+

16- 15

0- 4

1- 4

OVERALL

1- 4

4- 2

10- 1

12- 5

0- 2

0- 2

HOME

1- 1

3- 0

8- 0

4- 10

0- 2

1- 2

AWAY

0- 3

1- 2

2- 1

0- 0

0- 0

0- 0

NEUTRAL

0- 0

0- 0

0- 0

9- 3

0- 0

0- 2

NON-CONFERENCE

0- 1

2- 0

7- 0

7- 1

0- 0

0- 1

HOME

0- 0

1- 0

6- 0

2- 2

0- 0

0- 1

AWAY

0- 1

1- 0

1- 0

0- 0

0- 0

0- 0

NEUTRAL

0- 0

0- 0

0- 0

7- 12

0- 4

1- 2

CONFERENCE

1- 3

2- 2

3- 1

5- 4

0- 2

0- 1

HOME

1- 1

2- 0

2- 0

2- 8

0- 2

1- 1

AWAY

0- 2

0- 2

1- 1

0- 0

0- 0

0- 0

NEUTRAL

0- 0

0- 0

0- 0

RPI 1-25

RPI 26-50

RPI 51-100

Team's RPI: 100

RPI 101+

RPI	S	Opponent	Score
2	A	Stanford	60 104
2	H	Stanford	80 100
22	A	UCLA	80 104
22	H	UCLA	75 91

RPI	S	Opponent	Score
28	H	Wisconsin	57 58
32	A	Georgia Tech	69 87
36	A	Southern California	76 80
36	A	Southern California	85 77
36	H	Southern California	84 87

RPI	S	Opponent	Score
59	A	California	73 79
59	H	California	62 72
66	A	Arizona St.	68 73
66	H	Arizona St.	82 81
71	A	Utah	86 89

RPI	S	Opponent	Score
113	A	Wyoming	78 66
124	A	Arizona	112 119
124	H	Arizona	92 74
145	A	Washington	53 62
145	H	Washington	82 71
150	H	Boise St.	88 61
170	H	Portland	95 68
173	H	Eastern Wash.	86 48
179	A	Washington St.	53 67
179	H	Washington St.	98 92
184	H	Portland St.	87 58
202	A	Montana	86 81
215	A	Oregon St.	86 71
215	H	Oregon St.	82 62
230	H	Long Beach St.	102 70
238	H	Cal St. Fullerton	117 69
274	H	Santa Clara	88 71

LAST 12 Division I GAMES:

36	A	Southern California	76 80	2	A	Stanford	60 104
145	A	Washington	53 62	66	H	Arizona St.	82 81
179	A	Washington St.	53 67	124	H	Arizona	92 74
22	H	UCLA	75 91	215	H	Oregon St.	82 62
36	H	Southern California	84 87	36	A	Southern California	85 77
59	A	California	73 79	22	A	UCLA	80 104

Non-Div I Games:

Oregon

 Loss,
 Non-Conf,
 S Site,
 H Home
 A Away
 N Neutral

Average RPI Win:	243	WON-LOST	WINNING	LAST 12	STRENGTH OF	OPP. STRENGTH	TEAM	ADJ.	CONF.	ADJ CONF.
Average RPI Loss:	82	RECORD	PCT. RANK	GAMES	SCHEDULE	OF SCHEDULE	RPI	RPI	RPI	RPI
DIV. I ONLY	11- 20	264	2- 10	177	73	216	215	6	6	
DIV. I NON-CONF.	8- 3	69	0- 1	327	318	172	171	6	6	
TOTALS	RPI 1-25	RPI 26-50	W-L RECORDS	RPI 51-100	RPI 101-150	RPI 150+				
11- 20	0- 5	0- 2	OVERALL	0- 7	1- 4	10- 2				
5- 9	0- 2	0- 1	HOME	0- 3	0- 2	5- 1				
4- 10	0- 2	0- 1	AWAY	0- 4	0- 2	4- 1				
2- 1	0- 1	0- 0	NEUTRAL	0- 0	1- 0	1- 0				
8- 3	0- 0	0- 0	NON-CONFERENCE	0- 1	0- 0	8- 2				
4- 1	0- 0	0- 0	HOME	0- 0	0- 0	4- 1				
3- 2	0- 0	0- 0	AWAY	0- 1	0- 0	3- 1				
1- 0	0- 0	0- 0	NEUTRAL	0- 0	0- 0	1- 0				
3- 17	0- 5	0- 2	CONFERENCE	0- 6	1- 4	2- 0				
1- 8	0- 2	0- 1	HOME	0- 3	0- 2	1- 0				
1- 8	0- 2	0- 1	AWAY	0- 3	0- 2	1- 0				
1- 1	0- 1	0- 0	NEUTRAL	0- 0	1- 0	0- 0				

RPI S	Opponent	Score	RPI S	Opponent	Score	RPI S	Opponent	Score	RPI S	Opponent	Score	Team's RPI: 215
2	A Stanford	48 82	36	A Southern California	34 61	59	A California	62 66	124	A Arizona	53 62	
2	H Stanford	47 63	36	H Southern California	50 53	59	H California	75 79	124	H Arizona	55 60	
22	A UCLA	44 70				66	A Arizona St.	47 56	145	A Washington	49 67	
22	H UCLA	53 74				66	H Arizona St.	49 62	145	H Washington	64 69	
22	N UCLA	44 60				92	A Houston	32 49	145	N Washington	52 42	
						100	A Oregon	62 82	179	A Washington St.	50 45	
						100	H Oregon	71 86	179	H Washington St.	63 49	
									182	H Cal Poly	71 61	
									184	A Portland St.	58 49	
									194	H UC Santa Barbara	53 59	
									222	A Cal St. Bakersfield	54 57	
									232	N Belmont	76 52	
									261	H UC Irvine	58 42	
									317	H Weber St.	76 64	
									321	H Seattle	64 48	
									325	A Northern Ariz.	62 33	
									344	A Houston Baptist	70 42	
LAST 12 Division I GAMES:												
22	N UCLA	44 60	2	A Stanford	48 82							
145	N Washington	52 42	59	A California	62 66							
179	A Washington St.	50 45	124	H Arizona	55 60							
145	A Washington	49 67	66	H Arizona St.	49 62							
36	H Southern California	50 53	100	A Oregon	62 82							
22	H UCLA	53 74	222	A Cal St. Bakersfield	54 57							

Non-Div I Games:

Oregon St.

■ Loss,
■ Non-Conf, S Site,
■ Home
■ Away
N Neutral

Pacific

Through Games Of Sunday, March 14, 2010

Average RPI Win: 243	WON-LOST	WINNING	LAST 12	STRENGTH OF	OPP. STRENGTH	TEAM	ADJ.	CONF.	ADJ CONF.
Average RPI Loss: 202	RECORD	PCT. RANK	GAMES	SCHEDULE	OF SCHEDULE	RPI	RPI	RPI	RPI
DIV. I ONLY	6- 23	317	3- 9	266	292	325	326	25	25
DIV. I NON-CONF.	2- 10	309	0- 1	203	311	316	317	21	22
TOTALS	RPI 1-25	RPI 26-50	W-L RECORDS	RPI 51-100	RPI 101-150	RPI 150+			
6- 23	0- 0	0- 1	OVERALL	1- 0	0- 0	5- 22			
4- 10	0- 0	0- 0	HOME	1- 0	0- 0	3- 10			
2- 12	0- 0	0- 1	AWAY	0- 0	0- 0	2- 11			
0- 1	0- 0	0- 0	NEUTRAL	0- 0	0- 0	0- 1			
2- 10	0- 0	0- 1	NON-CONFERENCE	1- 0	0- 0	1- 9			
2- 4	0- 0	0- 0	HOME	1- 0	0- 0	1- 4			
0- 6	0- 0	0- 1	AWAY	0- 0	0- 0	0- 5			
0- 0	0- 0	0- 0	NEUTRAL	0- 0	0- 0	0- 0			
4- 13	0- 0	0- 0	CONFERENCE	0- 0	0- 0	4- 13			
2- 6	0- 0	0- 0	HOME	0- 0	0- 0	2- 6			
2- 6	0- 0	0- 0	AWAY	0- 0	0- 0	2- 6			
0- 1	0- 0	0- 0	NEUTRAL	0- 0	0- 0	0- 1			

RPI S	Opponent	Score	RPI S	Opponent	Score	RPI S	Opponent	Score	RPI S	Opponent	Score	Team's RPI: 326
			35 A	Fresno St.	33 63	73 H	St. Mary's (CA)	70 63	151 A	UC Davis	59 68	
									151 H	UC Davis	74 58	
									163 A	UC Riverside	41 50	
									163 H	UC Riverside	59 71	
									169 A	Iona	54 76	
									170 A	Portland	66 80	
									182 A	Cal Poly	66 99	
									182 H	Cal Poly	53 63	
									184 A	Portland St.	57 75	
									187 H	Montana St.	79 91	
									194 A	UC Santa Barbara	34 71	
									194 H	UC Santa Barbara	58 65	
									194 N	UC Santa Barbara	54 82	
									211 A	Monmouth	53 64	
									222 H	Cal St. Bakersfield	63 76	
									230 A	Long Beach St.	77 67	
									230 H	Long Beach St.	77 87	
									234 A	Sacramento St.	81 95	
									238 A	Cal St. Fullerton	65 82	
									238 H	Cal St. Fullerton	56 65	
									261 A	UC Irvine	57 68	
									261 H	UC Irvine	54 70	
									274 H	Santa Clara	69 74	
									306 H	San Francisco	67 71	
									334 H	Southern Utah	67 54	
									335 A	Cal St. Northridge	76 70	
LAST 12 Division I GAMES:												
			194 N	UC Santa Barbara	54 82	234 A	Sacramento St.	81 95				
			335 H	Cal St. Northridge	93 89	151 H	UC Davis	74 58				
			238 H	Cal St. Fullerton	56 65	182 A	Cal Poly	66 99				
			230 A	Long Beach St.	77 67	194 A	UC Santa Barbara	34 71				
			163 A	UC Riverside	41 50	163 H	UC Riverside	59 71				
			230 H	Long Beach St.	77 87	261 H	UC Irvine	54 70				

Non-Div I Games:

Pacific

■ Loss,
■ Non-Conf,
■ S Site,
■ H Home
■ A Away
N Neutral

RPI	S	Opponent	Score
335	H	Cal St. Northridge	93 89

P
a
c
i
f
i
c

P
a
c
i
f
i
c

Pacific

Average RPI Win: 275	WON-LOST	WINNING	LAST 12	STRENGTH OF	OPP. STRENGTH	TEAM	ADJ.	CONF.	ADJ CONF.
Average RPI Loss: 168	RECORD	PCT. RANK	GAMES	SCHEDULE	OF SCHEDULE	RPI	RPI	RPI	RPI
DIV. I ONLY	2- 26	338	1- 11	200	188	331	329	18	18
DIV. I NON-CONF.	1- 13	336	0- 0	221	175	330	329	17	17
TOTALS	RPI 1-25	RPI 26-50	W-L RECORDS	RPI 51-100	RPI 101-150	RPI 150+			
2- 26	0- 0	0- 2	OVERALL	0- 4	0- 8	2- 12			
1- 12	0- 0	0- 0	HOME	0- 2	0- 3	1- 7			
1- 13	0- 0	0- 1	AWAY	0- 2	0- 5	1- 5			
0- 1	0- 0	0- 1	NEUTRAL	0- 0	0- 0	0- 0			
1- 13	0- 0	0- 2	NON-CONFERENCE	0- 2	0- 4	1- 5			
1- 5	0- 0	0- 0	HOME	0- 1	0- 1	1- 3			
0- 7	0- 0	0- 1	AWAY	0- 1	0- 3	0- 2			
0- 1	0- 0	0- 1	NEUTRAL	0- 0	0- 0	0- 0			
1- 13	0- 0	0- 0	CONFERENCE	0- 2	0- 4	1- 7			
0- 7	0- 0	0- 0	HOME	0- 1	0- 2	0- 4			
1- 6	0- 0	0- 0	AWAY	0- 1	0- 2	1- 3			
0- 0	0- 0	0- 0	NEUTRAL	0- 0	0- 0	0- 0			

RPI S	Opponent	Score	RPI S	Opponent	Score	RPI S	Opponent	Score	RPI S	Opponent	Score	Team's RPI: 329
26	N Iowa St.	38 78	51	A Princeton	51 68	104	A Drexel	42 56				
33	A Temple	31 55	51	H Princeton	39 70	111	A Columbia	58 71				
			62	H Lehigh	51 66	111	H Columbia	61 80				
			97	A Northwestern	39 61	112	H Duquesne	58 65				
						118	A Harvard	52 55				
						118	H Harvard	40 66				
						122	A St. Joseph's	40 57				
						125	A Villanova	28 44				
						203	A Yale	38 70				
						203	H Yale	51 58				
						204	A Navy	51 65				
						210	A Dartmouth	44 31				
						210	H Dartmouth	37 51				
						247	A La Salle	51 67				
						267	A Brown	42 54				
						267	H Brown	47 61				
						289	H Mt. St. Mary's	48 60				
						296	H Lafayette	56 62				
						307	A Cornell	52 59				
						307	H Cornell	42 60				
						332	H Rider	53 66				
						340	H St. Francis (NY)	52 48				
LAST 12 Division I GAMES:												
51	A Princeton	51 68	267	A Brown	42 54							
210	A Dartmouth	44 31	111	A Columbia	58 71							
118	A Harvard	52 55	307	A Cornell	52 59							
307	H Cornell	42 60	118	H Harvard	40 66							
111	H Columbia	61 80	210	H Dartmouth	37 51							
203	A Yale	38 70	267	H Brown	47 61							

Non-Div I Games:

Penn

Average RPI Win:	137	WON-LOST	WINNING	LAST 12	STRENGTH OF	OPP. STRENGTH	TEAM	ADJ.	CONF.	ADJ CONF.
Average RPI Loss:	57	RECORD	PCT. RANK	GAMES	SCHEDULE	OF SCHEDULE	RPI	RPI	RPI	RPI
DIV. I ONLY	17- 13	117	3- 9	91	27	89	88	5	5	
DIV. I NON-CONF.	8- 2	40	0- 0	228	178	84	86	2	2	
TOTALS	RPI 1-25	RPI 26-50	W-L RECORDS	RPI 51-100	RPI 101-150	RPI 150+				
17- 13	1- 2	3- 3	OVERALL	6- 8	1- 0	6- 0				
9- 5	1- 1	1- 2	HOME	4- 2	0- 0	3- 0				
5- 7	0- 1	2- 0	AWAY	1- 6	1- 0	1- 0				
3- 1	0- 0	0- 1	NEUTRAL	1- 0	0- 0	2- 0				
8- 2	0- 0	0- 1	NON-CONFERENCE	1- 1	1- 0	6- 0				
4- 1	0- 0	0- 1	HOME	1- 0	0- 0	3- 0				
2- 1	0- 0	0- 0	AWAY	0- 1	1- 0	1- 0				
2- 0	0- 0	0- 0	NEUTRAL	0- 0	0- 0	2- 0				
9- 11	1- 2	3- 2	CONFERENCE	5- 7	0- 0	0- 0				
5- 4	1- 1	1- 1	HOME	3- 2	0- 0	0- 0				
3- 6	0- 1	2- 0	AWAY	1- 5	0- 0	0- 0				
1- 1	0- 0	0- 1	NEUTRAL	1- 0	0- 0	0- 0				

RPI 1-25				RPI 26-50				RPI 51-100				RPI 101+			
RPI	S	Opponent	Score	RPI	S	Opponent	Score	RPI	S	Opponent	Score	RPI	S	Opponent	Score
9	H	Ohio St.	73 86	28	A	Wisconsin	54 43	53	A	South Carolina	56 63	104	A	Drexel	71 61
16	A	Michigan St.	44 65	28	H	Wisconsin	39 71	54	A	Michigan	62 66	195	H	Oakland	69 64
16	H	Michigan St.	68 60	32	H	Georgia Tech	60 64	54	H	Michigan	71 65	211	H	Monmouth	67 42
				43	A	Iowa	68 62	63	A	Illinois	60 69	262	N	Holy Cross	52 48
				43	H	Iowa	77 73	63	H	Illinois	70 66	283	N	Buffalo	86 65
				43	N	Iowa	75 82	79	A	Purdue	59 63	318	H	NJIT	79 57
								79	H	Purdue	76 80	320	A	Bucknell	77 62
								93	A	Indiana	68 77				
								93	H	Indiana	77 71				
								95	A	Minnesota	48 56				
								95	H	Minnesota	52 59				
								95	N	Minnesota	63 52				
								96	H	Pittsburgh	77 73				
								97	A	Northwestern	88 68				
LAST 12 Division I GAMES:															
				43	N	Iowa	75 82	95	H	Minnesota	52 59				
				95	N	Minnesota	63 52	9	H	Ohio St.	73 86				
				93	A	Indiana	68 77	16	A	Michigan St.	44 65				
				28	H	Wisconsin	39 71	54	A	Michigan	62 66				
				54	H	Michigan	71 65	79	H	Purdue	76 80				
				79	A	Purdue	59 63	63	H	Illinois	70 66				

Non-Div I Games:

Penn St.

Pepperdine

Through Games Of Sunday, March 14, 2010

Average RPI Win:	199	WON-LOST	WINNING	LAST 12	STRENGTH OF	OPP. STRENGTH	TEAM	ADJ.	CONF.	ADJ CONF.
Average RPI Loss:	78	RECORD	PCT. RANK	GAMES	SCHEDULE	OF SCHEDULE	RPI	RPI	RPI	RPI
DIV. I ONLY	20- 11	84	8- 4	114	103	86	86	13	13	
DIV. I NON-CONF.	9- 5	100	0- 0	161	40	98	98	13	13	
TOTALS	RPI 1-25	RPI 26-50	W-L RECORDS	RPI 51-100	RPI 101-150	RPI 150+				
20- 11	0- 1	0- 4	OVERALL	4- 3	1- 0	15- 3				
8- 4	0- 0	0- 1	HOME	1- 1	1- 0	6- 2				
8- 6	0- 1	0- 2	AWAY	1- 2	0- 0	7- 1				
4- 1	0- 0	0- 1	NEUTRAL	2- 0	0- 0	2- 0				
9- 5	0- 1	0- 1	NON-CONFERENCE	3- 1	1- 0	5- 2				
4- 1	0- 0	0- 0	HOME	1- 0	1- 0	2- 1				
3- 4	0- 1	0- 1	AWAY	1- 1	0- 0	2- 1				
2- 0	0- 0	0- 0	NEUTRAL	1- 0	0- 0	1- 0				
11- 6	0- 0	0- 3	CONFERENCE	1- 2	0- 0	10- 1				
4- 3	0- 0	0- 1	HOME	0- 1	0- 0	4- 1				
5- 2	0- 0	0- 1	AWAY	0- 1	0- 0	5- 0				
2- 1	0- 0	0- 1	NEUTRAL	1- 0	0- 0	1- 0				

RPI S	Opponent	Score	RPI S	Opponent	Score	RPI S	Opponent	Score	RPI S	Opponent	Score
2	A Stanford	50 99	30	A Gonzaga	45 87	52	A San Diego St.	62 61	127	H Nevada	70 64
			30	H Gonzaga	64 107	66	A Arizona St.	52 62	163	H UC Riverside	72 80
			30	N Gonzaga	48 76	73	A St. Mary's (CA)	65 80	170	A Portland	67 64
			44	A Kansas	63 82	73	H St. Mary's (CA)	38 52	170	H Portland	76 82
						73	N St. Mary's (CA)	62 56	182	A Cal Poly	59 62
						79	H Purdue	64 59	185	A San Diego	61 49
						81	N Providence	64 51	185	H San Diego	76 65
									193	A Loyola Marymount	72 62
									193	H Loyola Marymount	82 65
									193	N Loyola Marymount	60 51
									194	A UC Santa Barbara	56 49
									212	N Utah St.	67 46
									261	H UC Irvine	91 74
									274	A Santa Clara	83 67
									274	H Santa Clara	65 51
									303	A San Jose St.	83 66
									306	A San Francisco	67 43
									306	H San Francisco	68 49
									325	H Northern Ariz.	96 67
LAST 12 Division I GAMES:											
30	N Gonzaga	48 76	170	A Portland	67 64						
73	N St. Mary's (CA)	62 56	274	H Santa Clara	65 51						
193	N Loyola Marymount	60 51	306	H San Francisco	68 49						
185	H San Diego	76 65	193	A Loyola Marymount	72 62						
73	H St. Mary's (CA)	38 52	185	A San Diego	61 49						
30	A Gonzaga	45 87	73	A St. Mary's (CA)	65 80						

Non-Div I Games:

Pepperdine

Loss, Non-Conf, S Site, H Home A Away N Neutral

Average RPI Win:	176	WON-LOST	WINNING	LAST 12	STRENGTH OF	OPP. STRENGTH	TEAM	ADJ.	CONF.	ADJ CONF.
Average RPI Loss:	45	RECORD	PCT. RANK	GAMES	SCHEDULE	OF SCHEDULE	RPI	RPI	RPI	RPI
DIV. I ONLY	16- 14	144	5- 7	73	57	94	96	3	3	
DIV. I NON-CONF.	11- 2	28	0- 0	244	191	77	81	5	5	
TOTALS	RPI 1-25	RPI 26-50	W-L RECORDS	RPI 51-100	RPI 101-150	RPI 150+				
16- 14	0- 7	0- 1	OVERALL	4- 4	3- 2	9- 0				
10- 7	0- 5	0- 0	HOME	2- 1	1- 1	7- 0				
6- 6	0- 2	0- 1	AWAY	2- 2	2- 1	2- 0				
0- 1	0- 0	0- 0	NEUTRAL	0- 1	0- 0	0- 0				
11- 2	0- 0	0- 0	NON-CONFERENCE	2- 1	1- 1	8- 0				
8- 1	0- 0	0- 0	HOME	1- 0	1- 1	6- 0				
3- 1	0- 0	0- 0	AWAY	1- 1	0- 0	2- 0				
0- 0	0- 0	0- 0	NEUTRAL	0- 0	0- 0	0- 0				
5- 12	0- 7	0- 1	CONFERENCE	2- 3	2- 1	1- 0				
2- 6	0- 5	0- 0	HOME	1- 1	0- 0	1- 0				
3- 5	0- 2	0- 1	AWAY	1- 1	2- 1	0- 0				
0- 1	0- 0	0- 0	NEUTRAL	0- 1	0- 0	0- 0				

RPI S	Opponent	Score	RPI S	Opponent	Score	RPI S	Opponent	Score	RPI S	Opponent	Score
1	H Connecticut	56 98	31	A DePaul	57 68	57	A Marquette	55 66	103	A South Fla.	51 68
7	A Notre Dame	76 86				67	H Syracuse	80 87	112	H Duquesne	63 72
10	A West Virginia	59 63				78	H Louisville	72 69	125	A Villanova	74 69
10	H West Virginia	54 69				78	N Louisville	71 79	126	H Appalachian St.	63 56
18	H Georgetown	63 66				81	A Providence	72 58	128	A Cincinnati	72 60
20	H St. John's (NY)	65 77				82	A Western Ky.	76 60	152	H St. Francis (PA)	75 70
24	H Rutgers	46 52				85	H Florida	81 58	176	A Austin Peay	76 75
						88	A Penn St.	73 77	180	H Marshall	80 58
									191	H Seton Hall	78 57
									250	H North Florida	61 35
									253	H Western Mich.	89 65
									286	H Valparaiso	77 52
									289	H Mt. St. Mary's	57 47
									341	A Youngstown St.	89 37
LAST 12 Division I GAMES:											
78	N Louisville	71 79	78	H Louisville	72 69						
20	H St. John's (NY)	65 77	18	H Georgetown	63 66						
128	A Cincinnati	72 60	7	A Notre Dame	76 86						
31	A DePaul	57 68	67	H Syracuse	80 87						
191	H Seton Hall	78 57	1	H Connecticut	56 98						
125	A Villanova	74 69	81	A Providence	72 58						

Non-Div I Games:

Pittsburgh

■ Loss,
■ Non-Conf, S Site,
■ Home
■ Away
N Neutral

Average RPI Win:	235	WON-LOST	WINNING	LAST 12	STRENGTH OF	OPP. STRENGTH	TEAM	ADJ.	CONF.	ADJ CONF.
Average RPI Loss:	128	RECORD	PCT. RANK	GAMES	SCHEDULE	OF SCHEDULE	RPI	RPI	RPI	RPI
DIV. I ONLY	18- 12	103	7- 5	300	153	168	170	13	13	
DIV. I NON-CONF.	11- 4	64	0- 0	302	254	135	136	13	13	
TOTALS	RPI 1-25	RPI 26-50	W-L RECORDS	RPI 51-100	RPI 101-150	RPI 150+				
18- 12	0- 0	0- 2	OVERALL	1- 4	1- 1	16- 5				
8- 7	0- 0	0- 1	HOME	0- 2	1- 0	7- 4				
10- 4	0- 0	0- 1	AWAY	1- 2	0- 1	9- 0				
0- 1	0- 0	0- 0	NEUTRAL	0- 0	0- 0	0- 1				
11- 4	0- 0	0- 0	NON-CONFERENCE	0- 1	1- 1	10- 2				
6- 2	0- 0	0- 0	HOME	0- 0	1- 0	5- 2				
5- 2	0- 0	0- 0	AWAY	0- 1	0- 1	5- 0				
0- 0	0- 0	0- 0	NEUTRAL	0- 0	0- 0	0- 0				
7- 8	0- 0	0- 2	CONFERENCE	1- 3	0- 0	6- 3				
2- 5	0- 0	0- 1	HOME	0- 2	0- 0	2- 2				
5- 2	0- 0	0- 1	AWAY	1- 1	0- 0	4- 0				
0- 1	0- 0	0- 0	NEUTRAL	0- 0	0- 0	0- 1				

RPI 1-25				RPI 26-50				RPI 51-100				RPI 101+				Team's RPI: 170	
RPI	S	Opponent	Score	RPI	S	Opponent	Score	RPI	S	Opponent	Score	RPI	S	Opponent	Score		
				30	A	Gonzaga	54 90	73	A	St. Mary's (CA)	64 67	106	A	BYU	57 69		
				30	H	Gonzaga	58 70	73	H	St. Mary's (CA)	65 72	150	H	Boise St.	76 65		
								86	A	Pepperdine	82 76	171	A	Idaho	67 56		
								86	H	Pepperdine	64 67	173	H	Eastern Wash.	64 72		
								100	A	Oregon	68 95	179	A	Washington St.	79 53		
												184	H	Portland St.	75 71		
												185	A	San Diego	74 68		
												185	H	San Diego	53 59		
												187	H	Montana St.	78 75		
												193	A	Loyola Marymount	94 91		
												193	H	Loyola Marymount	58 71		
												202	H	Montana	66 58		
												212	H	Utah St.	57 63		
												234	H	Sacramento St.	98 63		
												274	A	Santa Clara	67 64		
												274	H	Santa Clara	73 65		
												274	N	Santa Clara	61 74		
												306	A	San Francisco	80 52		
												306	H	San Francisco	53 50		
												316	A	Air Force	73 65		
												321	A	Seattle	74 69		
												326	H	Pacific	80 66		
												336	A	Utah Valley	78 40		
LAST 12 Division I GAMES:																	
				274	N	Santa Clara	61 74	185	A	San Diego	74 68						
				274	A	Santa Clara	67 64	30	H	Gonzaga	58 70						
				306	A	San Francisco	80 52	274	H	Santa Clara	73 65						
				193	H	Loyola Marymount	58 71	306	H	San Francisco	53 50						
				86	H	Pepperdine	64 67	86	A	Pepperdine	82 76						
				73	A	St. Mary's (CA)	64 67	193	A	Loyola Marymount	94 91						

Non-Div I Games:

Portland

■ Loss,
■ Non-Conf,
■ S Site,
■ H Home
■ A Away
N Neutral

Average RPI Win:	232	WON-LOST	WINNING	LAST 12	STRENGTH OF	OPP. STRENGTH	TEAM	ADJ.	CONF.	ADJ CONF.
Average RPI Loss:	178	RECORD	PCT. RANK	GAMES	SCHEDULE	OF SCHEDULE	RPI	RPI	RPI	RPI
DIV. I ONLY	16- 14	144	7- 5	229	261	184	184	23	22	
DIV. I NON-CONF.	4- 7	229	0- 0	178	241	225	225	24	21	
TOTALS	RPI 1-25	RPI 26-50	W-L RECORDS	RPI 51-100	RPI 101-150	RPI 150+				
16- 14	0- 0	0- 2	OVERALL	0- 1	1- 1	15- 10				
9- 4	0- 0	0- 1	HOME	0- 0	1- 0	8- 3				
4- 8	0- 0	0- 0	AWAY	0- 1	0- 1	4- 6				
3- 2	0- 0	0- 1	NEUTRAL	0- 0	0- 0	3- 1				
4- 7	0- 0	0- 2	NON-CONFERENCE	0- 1	1- 1	3- 3				
3- 2	0- 0	0- 1	HOME	0- 0	1- 0	2- 1				
1- 3	0- 0	0- 0	AWAY	0- 1	0- 1	1- 1				
0- 2	0- 0	0- 1	NEUTRAL	0- 0	0- 0	0- 1				
12- 7	0- 0	0- 0	CONFERENCE	0- 0	0- 0	12- 7				
6- 2	0- 0	0- 0	HOME	0- 0	0- 0	6- 2				
3- 5	0- 0	0- 0	AWAY	0- 0	0- 0	3- 5				
3- 0	0- 0	0- 0	NEUTRAL	0- 0	0- 0	3- 0				

RPI S	Opponent	Score	RPI S	Opponent	Score	RPI S	Opponent	Score	RPI S	Opponent	Score	Team's RPI: 184
28	N Wisconsin	51 75	100	A Oregon	58 87	145	H Washington	67 66				
30	H Gonzaga	57 64				150	A Boise St.	80 92				
						170	A Portland	71 75				
						173	A Eastern Wash.	68 78				
						173	H Eastern Wash.	67 60				
						186	A Idaho St.	51 63				
						186	H Idaho St.	61 45				
						186	N Idaho St.	75 61				
						187	A Montana St.	73 83				
						187	H Montana St.	69 62				
						187	N Montana St.	62 58				
						194	H UC Santa Barbara	62 56				
						202	A Montana	72 60				
						202	H Montana	49 47				
						202	N Montana	62 47				
						215	H Oregon St.	49 58				
						229	A Northern Colo.	68 72				
						229	H Northern Colo.	54 56				
						234	A Sacramento St.	95 86				
						234	H Sacramento St.	78 83				
						238	N Cal St. Fullerton	72 79				
						317	A Weber St.	65 62				
						317	H Weber St.	87 62				
						325	A Northern Ariz.	80 86				
						325	H Northern Ariz.	74 56				
						326	H Pacific	75 57				
LAST 12 Division I GAMES:												
187	N Montana St.	62 58	229	H Northern Colo.	54 56							
202	N Montana	62 47	325	H Northern Ariz.	74 56							
186	N Idaho St.	75 61	187	A Montana St.	73 83							
173	A Eastern Wash.	68 78	202	A Montana	72 60							
317	A Weber St.	65 62	234	H Sacramento St.	78 83							
186	A Idaho St.	51 63	173	H Eastern Wash.	67 60							

Non-Div I Games: Lewis & Clark 70 44 Western Ore. 75 65

Portland St.

Loss, Non-Conf, S Site, H Home A Away N Neutral

RPI	S	Opponent	Score
336	A	Utah Valley	85 58

P
o
r
t
l
a
n
d
S
t
.

P
o
r
t
l
a
n
d
S
t
.

Portland St.

Prairie View

Through Games Of Sunday, March 14, 2010

Average RPI Win:	281	WON-LOST	WINNING	LAST 12	STRENGTH OF	OPP. STRENGTH	TEAM	ADJ.	CONF.	ADJ CONF.
Average RPI Loss:	201	RECORD	PCT. RANK	GAMES	SCHEDULE	OF SCHEDULE	RPI	RPI	RPI	RPI
DIV. I ONLY	15- 13	141	5- 7	323	301	232	236	32	32	
DIV. I NON-CONF.	3- 6	240	0- 0	215	35	237	237	32	32	
TOTALS	RPI 1-25	RPI 26-50	W-L RECORDS	RPI 51-100	RPI 101-150	RPI 150+				
15- 13	0- 2	0- 1	OVERALL	0- 1	0- 0	15- 9				
8- 1	0- 0	0- 0	HOME	0- 0	0- 0	8- 1				
6- 10	0- 2	0- 1	AWAY	0- 1	0- 0	6- 6				
1- 2	0- 0	0- 0	NEUTRAL	0- 0	0- 0	1- 2				
3- 6	0- 2	0- 1	NON-CONFERENCE	0- 1	0- 0	3- 2				
0- 0	0- 0	0- 0	HOME	0- 0	0- 0	0- 0				
2- 5	0- 2	0- 1	AWAY	0- 1	0- 0	2- 1				
1- 1	0- 0	0- 0	NEUTRAL	0- 0	0- 0	1- 1				
12- 7	0- 0	0- 0	CONFERENCE	0- 0	0- 0	12- 7				
8- 1	0- 0	0- 0	HOME	0- 0	0- 0	8- 1				
4- 5	0- 0	0- 0	AWAY	0- 0	0- 0	4- 5				
0- 1	0- 0	0- 0	NEUTRAL	0- 0	0- 0	0- 1				

RPI	S	Opponent	Score	RPI	S	Opponent	Score	RPI	S	Opponent	Score	RPI	S	Opponent	Score	Team's RPI: 236
6	A	Texas A&M	48 89	41	A	Tulane	63 67	58	A	Texas Tech	60 67	190	A	Southern U.	33 55	
24	A	Rutgers	45 50									190	H	Southern U.	67 48	
												200	N	Texas-Arlington	65 58	
												224	A	New Orleans	71 50	
												230	A	Long Beach St.	68 76	
												259	A	Alabama A&M	62 68	
												259	H	Alabama A&M	78 50	
												271	A	Texas Southern	76 53	
												271	H	Texas Southern	58 49	
												291	A	Alabama St.	69 50	
												291	H	Alabama St.	77 71	
												291	N	Alabama St.	48 50	
												297	A	Grambling	60 45	
												297	H	Grambling	65 68	
												298	A	Ark.-Pine Bluff	59 72	
												298	H	Ark.-Pine Bluff	87 80	
												299	A	Alcorn St.	66 72	
												299	H	Alcorn St.	76 47	
												306	N	San Francisco	64 68	
												313	A	Mississippi Val.	50 61	
												313	H	Mississippi Val.	83 62	
												335	A	Cal St. Northridge	85 70	
												338	A	Jackson St.	71 33	
												338	H	Jackson St.	64 40	
LAST 12 Division I GAMES:																
291	N	Alabama St.	48 50	298	A	Ark.-Pine Bluff	59 72									
299	A	Alcorn St.	66 72	297	H	Grambling	65 68									
190	A	Southern U.	33 55	338	H	Jackson St.	64 40									
291	H	Alabama St.	77 71	271	H	Texas Southern	58 49									
259	H	Alabama A&M	78 50	291	A	Alabama St.	69 50									
313	A	Mississippi Val.	50 61	259	A	Alabama A&M	62 68									

Non-Div I Games:

Prairie View

Loss, Non-Conf, S Site, H Home A Away N Neutral

Presbyterian

Through Games Of Sunday, March 14, 2010

Average RPI Win: 271	WON-LOST	WINNING	LAST 12	STRENGTH OF	OPP. STRENGTH	TEAM	ADJ.	CONF.	ADJ CONF.
Average RPI Loss: 185	RECORD	PCT. RANK	GAMES	SCHEDULE	OF SCHEDULE	RPI	RPI	RPI	RPI
DIV. I ONLY	4- 25	332	2- 9	221	267	327	327	31	31
DIV. I NON-CONF.	4- 22	313	2- 8	190	288	312	316	30	30
TOTALS	RPI 1-25	RPI 26-50	W-L RECORDS	RPI 51-100	RPI 101-150	RPI 150+			
4- 25	0- 0	0- 1	OVERALL	0- 6	0- 1	4- 17			
4- 7	0- 0	0- 0	HOME	0- 2	0- 0	4- 5			
0- 16	0- 0	0- 1	AWAY	0- 4	0- 1	0- 10			
0- 2	0- 0	0- 0	NEUTRAL	0- 0	0- 0	0- 2			
4- 22	0- 0	0- 1	NON-CONFERENCE	0- 6	0- 1	4- 14			
4- 6	0- 0	0- 0	HOME	0- 2	0- 0	4- 4			
0- 15	0- 0	0- 1	AWAY	0- 4	0- 1	0- 9			
0- 1	0- 0	0- 0	NEUTRAL	0- 0	0- 0	0- 1			
0- 3	0- 0	0- 0	CONFERENCE	0- 0	0- 0	0- 3			
0- 1	0- 0	0- 0	HOME	0- 0	0- 0	0- 1			
0- 1	0- 0	0- 0	AWAY	0- 0	0- 0	0- 1			
0- 1	0- 0	0- 0	NEUTRAL	0- 0	0- 0	0- 1			

RPI S	Opponent	Score	RPI S	Opponent	Score	RPI S	Opponent	Score	RPI S	Opponent	Score	Team's RPI: 327
38	A North Carolina	37 92	60	A Gardner-Webb	50 53	119	A Charlotte	36 72				
			60	H Gardner-Webb	39 80	161	A Morehead St.	51 62				
			64	A Liberty	27 73	162	A S.C. Upstate	52 71				
			64	H Liberty	40 55	166	A Alabama	38 71				
			67	A Syracuse	56 97	172	H Georgia St.	44 58				
			94	A Wake Forest	25 66	183	A High Point	61 72				
						183	H High Point	64 69				
						199	A Coastal Caro.	46 47				
						199	H Coastal Caro.	56 46				
						206	A Charleston So.	41 53				
						206	H Charleston So.	49 64				
						257	A Winthrop	40 57				
						257	H Winthrop	48 43				
						282	A Radford	34 59				
						282	H Radford	60 70				
						295	H N.C. Central	56 57				
						308	H South Carolina St.	61 47				
						319	A UNC Asheville	59 66				
						319	H UNC Asheville	65 54				
						322	A Colgate	47 63				
						331	N Lipscomb	45 52				
						342	N Winston-Salem	65 66				
LAST 12 Division I GAMES:												
199	A Coastal Caro.	46 47	295	H N.C. Central	56 57							
206	A Charleston So.	41 53	319	A UNC Asheville	59 66							
64	H Liberty	40 55	257	H Winthrop	48 43							
282	H Radford	60 70	199	H Coastal Caro.	56 46							
183	A High Point	61 72	206	H Charleston So.	49 64							
60	A Gardner-Webb	50 53	60	H Gardner-Webb	39 80							

Non-Div I Games: Allen 74 29

Presbyterian

Loss, Non-Conf, S Site, H Home A Away N Neutral

Average RPI Win:	211	WON-LOST	WINNING	LAST 12	STRENGTH OF	OPP. STRENGTH	TEAM	ADJ.	CONF.	ADJ CONF.
Average RPI Loss:	23	RECORD	PCT. RANK	GAMES	SCHEDULE	OF SCHEDULE	RPI	RPI	RPI	RPI
DIV. I ONLY	26- 2	5	12- 0	263	152	45	51	18	18	
DIV. I NON-CONF.	12- 2	25	0- 0	210	96	61	66	17	17	
TOTALS	RPI 1-25	RPI 26-50	W-L RECORDS	RPI 51-100	RPI 101-150	RPI 150+				
26- 2	0- 2	0- 0	OVERALL	3- 0	6- 0	17- 0				
12- 1	0- 1	0- 0	HOME	2- 0	3- 0	7- 0				
14- 1	0- 1	0- 0	AWAY	1- 0	3- 0	10- 0				
0- 0	0- 0	0- 0	NEUTRAL	0- 0	0- 0	0- 0				
12- 2	0- 2	0- 0	NON-CONFERENCE	3- 0	2- 0	7- 0				
5- 1	0- 1	0- 0	HOME	2- 0	1- 0	2- 0				
7- 1	0- 1	0- 0	AWAY	1- 0	1- 0	5- 0				
0- 0	0- 0	0- 0	NEUTRAL	0- 0	0- 0	0- 0				
14- 0	0- 0	0- 0	CONFERENCE	0- 0	4- 0	10- 0				
7- 0	0- 0	0- 0	HOME	0- 0	2- 0	5- 0				
7- 0	0- 0	0- 0	AWAY	0- 0	2- 0	5- 0				
0- 0	0- 0	0- 0	NEUTRAL	0- 0	0- 0	0- 0				

RPI S	Opponent	Score	RPI S	Opponent	Score	RPI S	Opponent	Score	RPI S	Opponent	Score
22	A UCLA	59 69				62	H Lehigh	86 68	104	A Drexel	66 49
24	H Rutgers	50 60				92	A Houston	71 60	109	H American	77 45
						99	H Delaware	68 59	111	A Columbia	77 55
									111	H Columbia	69 57
									118	A Harvard	78 66
									118	H Harvard	73 54
									203	A Yale	65 44
									203	H Yale	69 48
									210	A Dartmouth	64 43
									210	H Dartmouth	58 47
									231	A Stony Brook	68 43
									247	A La Salle	68 49
									261	A UC Irvine	78 50
									267	A Brown	64 38
									267	H Brown	75 44
									276	A Fairleigh Dickinson	77 44
									294	H Fordham	75 61
									296	H Lafayette	80 47
									307	A Cornell	72 49
									307	H Cornell	96 59
									329	A Penn	70 39
									329	H Penn	68 51
									332	A Rider	83 57
LAST 12 Division I GAMES:											
329	H Penn	68 51	203	A Yale	65 44						
118	A Harvard	78 66	307	A Cornell	72 49						
210	A Dartmouth	64 43	111	A Columbia	77 55						
111	H Columbia	69 57	210	H Dartmouth	58 47						
307	H Cornell	96 59	118	H Harvard	73 54						
267	A Brown	64 38	203	H Yale	69 48						

Non-Div I Games:

Princeton

Providence				Through Games Of Sunday, March 14, 2010						
Average RPI Win:	163	WON-LOST	WINNING	LAST 12	STRENGTH OF	OPP. STRENGTH	TEAM	ADJ.	CONF.	ADJ CONF.
Average RPI Loss:	50	RECORD	PCT. RANK	GAMES	SCHEDULE	OF SCHEDULE	RPI	RPI	RPI	RPI
DIV. I ONLY	16- 14	144	4- 8	47	63	77	81	3	3	
DIV. I NON-CONF.	9- 4	80	0- 0	139	139	83	83	5	5	

TOTALS	RPI 1-25	RPI 26-50	W-L RECORDS	RPI 51-100	RPI 101-150	RPI 150+				
16- 14	0- 7	2- 1	OVERALL	2- 4	4- 2	8- 0				
10- 4	0- 2	2- 1	HOME	1- 1	3- 0	4- 0				
5- 8	0- 5	0- 0	AWAY	1- 1	1- 2	3- 0				
1- 2	0- 0	0- 0	NEUTRAL	0- 2	0- 0	1- 0				
9- 4	0- 1	1- 1	NON-CONFERENCE	0- 1	1- 1	7- 0				
5- 1	0- 0	1- 1	HOME	0- 0	1- 0	3- 0				
3- 2	0- 1	0- 0	AWAY	0- 0	0- 1	3- 0				
1- 1	0- 0	0- 0	NEUTRAL	0- 1	0- 0	1- 0				
7- 10	0- 6	1- 0	CONFERENCE	2- 3	3- 1	1- 0				
5- 3	0- 2	1- 0	HOME	1- 1	2- 0	1- 0				
2- 6	0- 4	0- 0	AWAY	1- 1	1- 1	0- 0				
0- 1	0- 0	0- 0	NEUTRAL	0- 1	0- 0	0- 0				

P
r
o
v
i
d
e
n
c
e

RPI 1-25				RPI 26-50				RPI 51-100				Team's RPI: 81	RPI 101+				
RPI	S	Opponent	Score	RPI	S	Opponent	Score	RPI	S	Opponent	Score		RPI	S	Opponent	Score	
1	A	Connecticut	53 85	27	H	Hartford	66 59	57	A	Marquette	53 44		103	A	South Fla.	72 62	
5	A	Duke	63 88	31	H	DePaul	70 66	67	H	Syracuse	71 69		120	A	Hofstra	68 72	
7	A	Notre Dame	59 84	39	H	Vermont	57 66	67	N	Syracuse	71 76		122	H	St. Joseph's	88 57	
10	H	West Virginia	59 75					78	A	Louisville	48 67		125	A	Villanova	45 51	
18	A	Georgetown	62 74					86	N	Pepperdine	51 64		125	H	Villanova	52 38	
20	A	St. John's (NY)	46 70					96	H	Pittsburgh	58 72		128	H	Cincinnati	59 44	
24	H	Rutgers	56 67										191	H	Seton Hall	75 61	
													207	A	Massachusetts	72 54	
													229	N	Northern Colo.	73 47	
													240	H	Quinnipiac	84 61	
													243	A	Rhode Island	71 62	
													267	A	Brown	83 50	
													283	H	Buffalo	86 63	
													294	H	Fordham	62 57	
LAST 12 Division I GAMES:																	
		67	N	Syracuse			71	76			57	A	Marquette			53	44
		125	A	Villanova			45	51			10	H	West Virginia			59	75
		24	H	Rutgers			56	67			31	H	DePaul			70	66
		103	A	South Fla.			72	62			20	A	St. John's (NY)			46	70
		1	A	Connecticut			53	85			7	A	Notre Dame			59	84
		128	H	Cincinnati			59	44			96	H	Pittsburgh			58	72

Non-Div I Games:

Providence

P
r
o
v
i
d
e
n
c
e

Average RPI Win: 134		WON-LOST	WINNING	LAST 12	STRENGTH OF		OPP. STRENGTH	TEAM	ADJ.	CONF.	ADJ CONF.
Average RPI Loss: 42		RECORD	PCT. RANK	GAMES	SCHEDULE		OF SCHEDULE	RPI	RPI	RPI	RPI
DIV. I ONLY		14- 16	184	5- 7	25		35	81	79	5	5
DIV. I NON-CONF.		5- 6	184	0- 0	49		71	111	110	2	2
TOTALS		RPI 1-25	RPI 26-50		W-L RECORDS		RPI 51-100	RPI 101-150		RPI 150+	
14- 16	1- 6	2- 4		OVERALL		6- 6	0- 0		5- 0		
11- 5	1- 3	2- 1		HOME		5- 1	0- 0		3- 0		
3- 10	0- 3	0- 2		AWAY		1- 5	0- 0		2- 0		
0- 1	0- 0	0- 1		NEUTRAL		0- 0	0- 0		0- 0		
5- 6	0- 3	0- 1		NON-CONFERENCE		0- 2	0- 0		5- 0		
3- 4	0- 2	0- 1		HOME		0- 1	0- 0		3- 0		
2- 2	0- 1	0- 0		AWAY		0- 1	0- 0		2- 0		
0- 0	0- 0	0- 0		NEUTRAL		0- 0	0- 0		0- 0		
9- 10	1- 3	2- 3		CONFERENCE		6- 4	0- 0		0- 0		
8- 1	1- 1	2- 0		HOME		5- 0	0- 0		0- 0		
1- 8	0- 2	0- 2		AWAY		1- 4	0- 0		0- 0		
0- 1	0- 0	0- 1		NEUTRAL		0- 0	0- 0		0- 0		

RPI 1-25				RPI 26-50				RPI 51-100				Team's RPI: 79		RPI 101+			
RPI	S	Opponent	Score	RPI	S	Opponent	Score	RPI	S	Opponent	Score			RPI	S	Opponent	Score
7	H	Notre Dame	75 79	28	A	Wisconsin	51 64	54	A	Michigan	63 64			163	A	UC Riverside	65 53
9	A	Ohio St.	45 75	28	H	Wisconsin	58 56	60	H	Gardner-Webb	55 56			195	A	Oakland	71 64
9	H	Ohio St.	63 61	28	N	Wisconsin	51 73	63	A	Illinois	57 61			292	H	Western Ill.	70 37
16	A	Michigan St.	54 72	40	H	Dayton	53 56	63	H	Illinois	53 48			304	H	Evansville	73 42
16	H	Michigan St.	64 79	43	A	Iowa	50 70	86	A	Pepperdine	59 64			321	H	Seattle	69 38
17	A	Virginia	49 56	43	H	Iowa	81 59	88	A	Penn St.	80 76						
18	H	Georgetown	39 55					88	H	Penn St.	63 59						
								93	H	Indiana	76 66						
								95	A	Minnesota	47 74						
								95	H	Minnesota	51 43						
								97	A	Northwestern	58 60						
								97	H	Northwestern	53 42						
LAST 12 Division I GAMES:																	
				28	N	Wisconsin	51 73	28	H	Wisconsin	58 56						
				54	A	Michigan	63 64	63	H	Illinois	53 48						
				16	H	Michigan St.	64 79	43	A	Iowa	50 70						
				63	A	Illinois	57 61	88	A	Penn St.	80 76						
				88	H	Penn St.	63 59	9	H	Ohio St.	63 61						
				9	A	Ohio St.	45 75	16	A	Michigan St.	54 72						

Non-Div I Games:

Purdue

Quinnipiac

Through Games Of Sunday, March 14, 2010

Average RPI Win:	255	WON-LOST	WINNING	LAST 12	STRENGTH OF	OPP. STRENGTH	TEAM	ADJ.	CONF.	ADJ CONF.
Average RPI Loss:	165	RECORD	PCT. RANK	GAMES	SCHEDULE	OF SCHEDULE	RPI	RPI	RPI	RPI
DIV. I ONLY	12- 18	231	3- 9	214	235	238	240	22	23	
DIV. I NON-CONF.	5- 8	220	0- 0	156	151	198	199	25	26	
TOTALS	RPI 1-25	RPI 26-50	W-L RECORDS	RPI 51-100	RPI 101-150	RPI 150+				
12- 18	0- 1	0- 1	OVERALL	0- 3	0- 3	12- 10				
7- 7	0- 1	0- 0	HOME	0- 1	0- 1	7- 4				
3- 9	0- 0	0- 1	AWAY	0- 2	0- 1	3- 5				
2- 2	0- 0	0- 0	NEUTRAL	0- 0	0- 1	2- 1				
5- 8	0- 1	0- 1	NON-CONFERENCE	0- 3	0- 0	5- 3				
3- 3	0- 1	0- 0	HOME	0- 1	0- 0	3- 1				
0- 4	0- 0	0- 1	AWAY	0- 2	0- 0	0- 1				
2- 1	0- 0	0- 0	NEUTRAL	0- 0	0- 0	2- 1				
7- 10	0- 0	0- 0	CONFERENCE	0- 0	0- 3	7- 7				
4- 4	0- 0	0- 0	HOME	0- 0	0- 1	4- 3				
3- 5	0- 0	0- 0	AWAY	0- 0	0- 1	3- 4				
0- 1	0- 0	0- 0	NEUTRAL	0- 0	0- 1	0- 0				

RPI 1-25				RPI 26-50				RPI 51-100				RPI 101+				Team's RPI: 240
RPI	S	Opponent	Score	RPI	S	Opponent	Score	RPI	S	Opponent	Score	RPI	S	Opponent	Score	
21	H	Vanderbilt	74 75	27	A	Hartford	53 71	72	H	St. Bonaventure	67 77	114	A	Robert Morris	57 61	
								80	A	Miami (FL)	48 93	134	H	Long Island	54 66	
								81	A	Providence	61 84	134	N	Long Island	63 70	
												152	A	St. Francis (PA)	54 78	
												158	A	Sacred Heart	34 51	
												158	H	Sacred Heart	51 66	
												197	N	Central Mich.	90 79	
												203	H	Yale	75 59	
												207	N	Massachusetts	66 82	
												211	A	Monmouth	60 54	
												211	H	Monmouth	78 69	
												242	N	Morgan St.	68 57	
												245	A	Bryant	62 72	
												245	H	Bryant	42 67	
												266	H	Maine	68 59	
												275	H	New Hampshire	68 54	
												276	A	Fairleigh Dickinson	68 51	
												276	H	Fairleigh Dickinson	71 62	
												277	A	Central Conn. St.	56 45	
												277	H	Central Conn. St.	70 78	
												287	A	Wagner	58 72	
												287	H	Wagner	66 56	
												289	A	Mt. St. Mary's	57 86	
												289	H	Mt. St. Mary's	53 59	
												340	H	St. Francis (NY)	72 55	
LAST 12 Division I GAMES:																
134	N	Long Island	63 70	340	H	St. Francis (NY)	72 55									
276	A	Fairleigh Dickinson	68 51	158	H	Sacred Heart	51 66									
211	H	Monmouth	78 69	158	A	Sacred Heart	34 51									
114	A	Robert Morris	57 61	289	A	Mt. St. Mary's	57 86									
152	A	St. Francis (PA)	54 78	287	A	Wagner	58 72									
134	H	Long Island	54 66	277	H	Central Conn. St.	70 78									

Non-Div I Games:

Quinnipiac

Loss, Non-Conf, S Site, H Home A Away N Neutral

Average RPI Win: 258	WON-LOST	WINNING	LAST 12	STRENGTH OF	OPP. STRENGTH	TEAM	ADJ.	CONF.	ADJ CONF.
Average RPI Loss: 153	RECORD	PCT. RANK	GAMES	SCHEDULE	OF SCHEDULE	RPI	RPI	RPI	RPI
DIV. I ONLY	5- 22	322	1- 11	108	211	278	282	17	17
DIV. I NON-CONF.	2- 10	309	1- 0	198	131	301	301	22	23
TOTALS	RPI 1-25	RPI 26-50	W-L RECORDS	RPI 51-100	RPI 101-150	RPI 150+			
5- 22	0- 1	0- 1	OVERALL	1- 5	0- 3	4- 12			
3- 8	0- 0	0- 0	HOME	0- 2	0- 1	3- 5			
2- 13	0- 1	0- 1	AWAY	1- 2	0- 2	1- 7			
0- 1	0- 0	0- 0	NEUTRAL	0- 1	0- 0	0- 0			
2- 10	0- 1	0- 1	NON-CONFERENCE	0- 1	0- 3	2- 4			
1- 3	0- 0	0- 0	HOME	0- 0	0- 1	1- 2			
1- 7	0- 1	0- 1	AWAY	0- 1	0- 2	1- 2			
0- 0	0- 0	0- 0	NEUTRAL	0- 0	0- 0	0- 0			
3- 12	0- 0	0- 0	CONFERENCE	1- 4	0- 0	2- 8			
2- 5	0- 0	0- 0	HOME	0- 2	0- 0	2- 3			
1- 6	0- 0	0- 0	AWAY	1- 1	0- 0	0- 5			
0- 1	0- 0	0- 0	NEUTRAL	0- 1	0- 0	0- 0			

RPI 1-25				RPI 26-50				RPI 51-100				RPI 101+ Team's RPI: 282			
RPI	S	Opponent	Score	RPI	S	Opponent	Score	RPI	S	Opponent	Score	RPI	S	Opponent	Score
10	A	West Virginia	28 64	38	A	North Carolina	48 74	60	A	Gardner-Webb	68 53	108	A	VCU	53 70
								60	H	Gardner-Webb	80 84	115	H	Virginia Tech	51 78
								64	A	Liberty	33 66	130	A	Hampton	43 63
								64	H	Liberty	45 63	180	A	Marshall	66 70
								64	N	Liberty	52 70	183	A	High Point	74 88
								84	A	Richmond	40 74	183	H	High Point	67 78
												192	A	William & Mary	40 70
												199	A	Coastal Caro.	49 62
												199	H	Coastal Caro.	50 62
												206	A	Charleston So.	61 67
												206	H	Charleston So.	78 84
												216	H	Howard	39 44
												257	A	Winthrop	52 56
												257	H	Winthrop	57 48
												289	H	Mt. St. Mary's	49 52
												319	A	UNC Asheville	68 75
												319	H	UNC Asheville	61 50
												327	A	Presbyterian	70 60
												327	H	Presbyterian	59 34
LAST 12 Division I GAMES:															

Non-Div I Games: Southern Va. 72 36

Radford

■ Loss,
 ■ Non-Conf, S Site,
 ■ Home
 ■ Away
 N Neutral

Rhode Island

Through Games Of Sunday, March 14, 2010

Average RPI Win:	235	WON-LOST	WINNING	LAST 12	STRENGTH OF	OPP. STRENGTH	TEAM	ADJ.	CONF.	ADJ CONF.
Average RPI Loss:	128	RECORD	PCT. RANK	GAMES	SCHEDULE	OF SCHEDULE	RPI	RPI	RPI	RPI
DIV. I ONLY	9- 20	276	0- 12	155	125	241	243	10	10	
DIV. I NON-CONF.	7- 8	175	0- 0	188	198	185	186	10	10	
TOTALS	RPI 1-25	RPI 26-50	W-L RECORDS	RPI 51-100	RPI 101-150	RPI 150+				
9- 20	0- 2	0- 3	OVERALL	0- 3	1- 6	8- 6				
5- 8	0- 1	0- 1	HOME	0- 2	1- 1	4- 3				
4- 11	0- 1	0- 1	AWAY	0- 1	0- 5	4- 3				
0- 1	0- 0	0- 1	NEUTRAL	0- 0	0- 0	0- 0				
7- 8	0- 1	0- 1	NON-CONFERENCE	0- 1	1- 3	6- 2				
4- 2	0- 0	0- 0	HOME	0- 1	1- 0	3- 1				
3- 5	0- 1	0- 0	AWAY	0- 0	0- 3	3- 1				
0- 1	0- 0	0- 1	NEUTRAL	0- 0	0- 0	0- 0				
2- 12	0- 1	0- 2	CONFERENCE	0- 2	0- 3	2- 4				
1- 6	0- 1	0- 1	HOME	0- 1	0- 1	1- 2				
1- 6	0- 0	0- 1	AWAY	0- 1	0- 2	1- 2				
0- 0	0- 0	0- 0	NEUTRAL	0- 0	0- 0	0- 0				

RPI	S	Opponent	Score	RPI	S	Opponent	Score	RPI	S	Opponent	Score	RPI	S	Opponent	Score	Team's RPI: 243
11	H	Xavier	60 88	33	H	Temple	52 67	72	H	St. Bonaventure	53 63	112	H	Duquesne	47 54	
20	A	St. John's (NY)	44 69	39	N	Vermont	49 58	81	H	Providence	62 71	119	A	Charlotte	44 57	
				40	A	Dayton	56 75	84	A	Richmond	46 70	122	A	St. Joseph's	42 56	
												132	A	Boston U.	35 47	
												133	A	Kent St.	46 64	
												135	H	Towson	52 46	
												147	A	Northeastern	57 84	
												175	H	Fairfield	48 74	
												191	H	Seton Hall	52 50	
												207	A	Massachusetts	58 57	
												207	H	Massachusetts	61 71	
												210	A	Dartmouth	58 57	
												220	A	St. Louis	50 64	
												244	H	George Washington	59 51	
												247	H	La Salle	63 75	
												262	A	Holy Cross	71 80	
												267	H	Brown	60 49	
												268	A	Albany (NY)	65 60	
												277	A	Central Conn. St.	64 52	
												294	A	Fordham	47 53	
												318	H	NJIT	51 47	
LAST 12 Division I GAMES:																
72	H	St. Bonaventure	53 63	119	A	Charlotte	44 57									
40	A	Dayton	56 75	207	H	Massachusetts	61 71									
247	H	La Salle	63 75	11	H	Xavier	60 88									
122	A	St. Joseph's	42 56	294	A	Fordham	47 53									
84	A	Richmond	46 70	33	H	Temple	52 67									
112	H	Duquesne	47 54	220	A	St. Louis	50 64									

Non-Div I Games:

Rhode Island

■ Loss,
■ Non-Conf,
■ S Site,
■ H Home
■ A Away
N Neutral

Average RPI Win:	172	WON-LOST	WINNING	LAST 12	STRENGTH OF	OPP. STRENGTH	TEAM	ADJ.	CONF.	ADJ CONF.
Average RPI Loss:	123	RECORD	PCT. RANK	GAMES	SCHEDULE	OF SCHEDULE	RPI	RPI	RPI	RPI
DIV. I ONLY	13- 17	205	5- 7	89	115	159	159	9	9	
DIV. I NON-CONF.	6- 7	177	0- 0	116	251	155	158	9	9	
TOTALS	RPI 1-25	RPI 26-50	W-L RECORDS	RPI 51-100	RPI 101-150	RPI 150+				
13- 17	0- 1	0- 2	OVERALL	2- 4	4- 5	7- 5				
11- 3	0- 0	0- 1	HOME	2- 2	4- 0	5- 0				
2- 11	0- 1	0- 1	AWAY	0- 2	0- 4	2- 3				
0- 3	0- 0	0- 0	NEUTRAL	0- 0	0- 1	0- 2				
6- 7	0- 1	0- 0	NON-CONFERENCE	0- 1	1- 1	5- 4				
5- 1	0- 0	0- 0	HOME	0- 1	1- 0	4- 0				
1- 4	0- 1	0- 0	AWAY	0- 0	0- 1	1- 2				
0- 2	0- 0	0- 0	NEUTRAL	0- 0	0- 0	0- 2				
7- 10	0- 0	0- 2	CONFERENCE	2- 3	3- 4	2- 1				
6- 2	0- 0	0- 1	HOME	2- 1	3- 0	1- 0				
1- 7	0- 0	0- 1	AWAY	0- 2	0- 3	1- 1				
0- 1	0- 0	0- 0	NEUTRAL	0- 0	0- 1	0- 0				

RPI 1-25				RPI 26-50				RPI 51-100				RPI 101+				Team's RPI: 159	
RPI	S	Opponent	Score	RPI	S	Opponent	Score	RPI	S	Opponent	Score	RPI	S	Opponent	Score		
6	A	Texas A&M	50 86	41	A	Tulane	60 82	56	H	UALR	54 73	107	A	Lamar	66 82		
				41	H	Tulane	69 81	68	A	SMU	54 73	120	H	Hofstra	90 71		
								68	H	SMU	61 58	136	H	UAB	72 58		
								83	H	East Carolina	77 74	137	A	Memphis	58 59		
								92	A	Houston	58 81	139	A	UTEP	64 74		
								92	H	Houston	53 72	139	H	UTEP	74 54		
												139	N	UTEP	61 62		
												141	A	Tulsa	46 80		
												141	H	Tulsa	63 56		
												160	A	UCF	65 59		
												165	H	UTSA	70 56		
												168	A	Stephen F. Austin	82 92		
												180	H	Marshall	63 61		
												200	A	Texas-Arlington	64 81		
												207	N	Massachusetts	57 71		
												226	A	Southern Miss.	60 68		
												230	N	Long Beach St.	64 68		
												244	A	George Washington	65 57		
												246	H	Sam Houston St.	82 62		
												255	H	Northwestern St.	57 48		
												305	H	Tex.-Pan American	71 47		
LAST 12 Division I GAMES:																	
				139	N	UTEP	61 62					141	A	Tulsa	46 80		
				92	A	Houston	58 81					68	A	SMU	54 73		
				139	H	UTEP	74 54					136	H	UAB	72 58		
				41	H	Tulane	69 81					92	H	Houston	53 72		
				226	A	Southern Miss.	60 68					141	H	Tulsa	63 56		
				160	A	UCF	65 59					68	H	SMU	61 58		

Non-Div I Games:

Rice

■ Loss,
■ Non-Conf, S Site,
■ Home
■ Away
N Neutral

Average RPI Win:	199	WON-LOST	WINNING	LAST 12	STRENGTH OF	OPP. STRENGTH	TEAM	ADJ.	CONF.	ADJ CONF.
Average RPI Loss:	60	RECORD	PCT. RANK	GAMES	SCHEDULE	OF SCHEDULE	RPI	RPI	RPI	RPI
DIV. I ONLY	19- 12	94	5- 7	86	88	84	84	10	10	
DIV. I NON-CONF.	11- 4	64	0- 0	61	57	44	43	10	10	
TOTALS	RPI 1-25	RPI 26-50	W-L RECORDS	RPI 51-100	RPI 101-150	RPI 150+				
19- 12	0- 4	0- 2	OVERALL	2- 2	4- 4	13- 0				
8- 5	0- 1	0- 1	HOME	0- 0	1- 3	7- 0				
7- 5	0- 2	0- 1	AWAY	1- 1	2- 1	4- 0				
4- 2	0- 1	0- 0	NEUTRAL	1- 1	1- 0	2- 0				
11- 4	0- 2	0- 0	NON-CONFERENCE	2- 1	4- 1	5- 0				
4- 2	0- 1	0- 0	HOME	0- 0	1- 1	3- 0				
4- 1	0- 1	0- 0	AWAY	1- 0	2- 0	1- 0				
3- 1	0- 0	0- 0	NEUTRAL	1- 1	1- 0	1- 0				
8- 8	0- 2	0- 2	CONFERENCE	0- 1	0- 3	8- 0				
4- 3	0- 0	0- 1	HOME	0- 0	0- 2	4- 0				
3- 4	0- 1	0- 1	AWAY	0- 1	0- 1	3- 0				
1- 1	0- 1	0- 0	NEUTRAL	0- 0	0- 0	1- 0				

RPI	S	Opponent	Score	RPI	S	Opponent	Score	RPI	S	Opponent	Score	RPI	S	Opponent	Score
1	A	Connecticut	37 86	33	H	Temple	67 77	72	A	St. Bonaventure	45 58	104	H	Drexel	52 67
11	A	Xavier	55 67	40	A	Dayton	31 83	75	N	Chattanooga	69 78	108	A	VCU	66 52
11	N	Xavier	52 61					91	N	Clemson	86 67	112	H	Duquesne	60 79
18	H	Georgetown	63 78					94	A	Wake Forest	64 54	119	A	Charlotte	46 60
												120	N	Hofstra	42 41
												122	H	St. Joseph's	66 67
												126	A	Appalachian St.	78 56
												130	H	Hampton	64 46
												192	A	William & Mary	60 47
												207	A	Massachusetts	73 62
												207	N	Massachusetts	54 47
												219	H	George Mason	78 52
												220	A	St. Louis	67 59
												242	N	Morgan St.	63 60
												243	H	Rhode Island	70 46
												244	A	George Washington	78 54
												244	H	George Washington	76 47
												247	H	La Salle	65 52
												272	H	Western Caro.	65 42
												282	H	Radford	74 40
												294	H	Fordham	61 48
LAST 12 Division I GAMES:															
		11	N	Xavier	52	61				72	A	St. Bonaventure	45	58	
		207	N	Massachusetts	54	47				243	H	Rhode Island	70	46	
		220	A	St. Louis	67	59				11	A	Xavier	55	67	
		244	A	George Washington	78	54				294	H	Fordham	61	48	
		33	H	Temple	67	77				112	H	Duquesne	60	79	
		122	H	St. Joseph's	66	67				119	A	Charlotte	46	60	

Non-Div I Games:

Richmond

■ Loss,
■ Non-Conf,
■ S Site,
■ H Home
■ A Away
N Neutral

Average RPI Win:	257	WON-LOST	WINNING	LAST 12	STRENGTH OF	OPP. STRENGTH	TEAM	ADJ.	CONF.	ADJ CONF.
Average RPI Loss:	199	RECORD	PCT. RANK	GAMES	SCHEDULE	OF SCHEDULE	RPI	RPI	RPI	RPI
DIV. I ONLY	4- 26	333	2- 10	256	272	332	332	21	21	
DIV. I NON-CONF.	2- 9	305	0- 0	264	293	324	324	23	24	
TOTALS	RPI 1-25	RPI 26-50	W-L RECORDS	RPI 51-100	RPI 101-150	RPI 150+				
4- 26	0- 0	0- 2	OVERALL	0- 3	0- 0	4- 21				
3- 11	0- 0	0- 1	HOME	0- 1	0- 0	3- 9				
1- 13	0- 0	0- 1	AWAY	0- 2	0- 0	1- 10				
0- 2	0- 0	0- 0	NEUTRAL	0- 0	0- 0	0- 2				
2- 9	0- 0	0- 0	NON-CONFERENCE	0- 3	0- 0	2- 6				
1- 4	0- 0	0- 0	HOME	0- 1	0- 0	1- 3				
1- 4	0- 0	0- 0	AWAY	0- 2	0- 0	1- 2				
0- 1	0- 0	0- 0	NEUTRAL	0- 0	0- 0	0- 1				
2- 17	0- 0	0- 2	CONFERENCE	0- 0	0- 0	2- 15				
2- 7	0- 0	0- 1	HOME	0- 0	0- 0	2- 6				
0- 9	0- 0	0- 1	AWAY	0- 0	0- 0	0- 8				
0- 1	0- 0	0- 0	NEUTRAL	0- 0	0- 0	0- 1				

RPI S	Opponent	Score	RPI S	Opponent	Score	RPI S	Opponent	Score	RPI S	Opponent	Score	Team's RPI: 332
49	A Marist	39 84	49	H Marist	62 72	51	H Princeton	57 83	155	N Akron	43 79	
						67	A Syracuse	46 67	169	A Iona	43 79	
						98	A Fla. Gulf Coast	46 78	169	H Iona	60 85	
									175	A Fairfield	60 69	
									175	H Fairfield	45 51	
									191	H Seton Hall	49 63	
									211	H Monmouth	56 41	
									214	A Manhattan	44 56	
									214	H Manhattan	54 46	
									217	A Niagara	56 68	
									217	H Niagara	54 63	
									233	A Loyola (MD)	50 64	
									233	H Loyola (MD)	65 68	
									247	H La Salle	54 55	
									258	A Canisius	58 77	
									258	H Canisius	48 78	
									260	A Siena	43 57	
									260	H Siena	48 58	
									260	N Siena	25 45	
									273	A St. Peter's	38 55	
									273	H St. Peter's	74 53	
									276	H Fairleigh Dickinson	77 82	
									294	A Fordham	56 65	
									322	A Colgate	65 72	
									329	A Penn	66 53	
LAST 12 Division I GAMES:												
260	N Siena	25 45	49	A Marist	39 84	258	A Canisius	58 77	294	A Fordham	56 65	
169	A Iona	43 79	217	A Niagara	56 68	214	H Manhattan	54 46	322	A Colgate	65 72	
260	H Siena	48 58	169	H Iona	60 85	260	A Siena	43 57				
175	A Fairfield	60 69										
273	H St. Peter's	74 53										
233	H Loyola (MD)	65 68										

Non-Div I Games:

Rider

■ Loss,
 ■ Non-Conf,
 ■ S Site,
 ■ Home
 ■ A Away
 N Neutral

Average RPI Win:	237	WON-LOST	WINNING	LAST 12	STRENGTH OF	OPP. STRENGTH	TEAM	ADJ.	CONF.	ADJ CONF.
Average RPI Loss:	135	RECORD	PCT. RANK	GAMES	SCHEDULE	OF SCHEDULE	RPI	RPI	RPI	RPI
DIV. I ONLY	23- 8	39	11- 1	244	228	115	114	22	23	
DIV. I NON-CONF.	6- 6	160	1- 0	168	160	153	154	25	26	
TOTALS	RPI 1-25	RPI 26-50	W-L RECORDS	RPI 51-100	RPI 101-150	RPI 150+				
23- 8	0- 0	0- 1	OVERALL	0- 1	3- 2	20- 4				
12- 4	0- 0	0- 0	HOME	0- 0	1- 2	11- 2				
10- 4	0- 0	0- 1	AWAY	0- 1	2- 0	8- 2				
1- 0	0- 0	0- 0	NEUTRAL	0- 0	0- 0	1- 0				
6- 6	0- 0	0- 1	NON-CONFERENCE	0- 1	1- 2	5- 2				
4- 3	0- 0	0- 0	HOME	0- 0	0- 2	4- 1				
2- 3	0- 0	0- 1	AWAY	0- 1	1- 0	1- 1				
0- 0	0- 0	0- 0	NEUTRAL	0- 0	0- 0	0- 0				
17- 2	0- 0	0- 0	CONFERENCE	0- 0	2- 0	15- 2				
8- 1	0- 0	0- 0	HOME	0- 0	1- 0	7- 1				
8- 1	0- 0	0- 0	AWAY	0- 0	1- 0	7- 1				
1- 0	0- 0	0- 0	NEUTRAL	0- 0	0- 0	1- 0				

RPI S	Opponent	Score	RPI S	Opponent	Score	RPI S	Opponent	Score	RPI S	Opponent	Score	Team's RPI: 114
28	A Wisconsin	46 62	57	A Marquette	59 67	111	H Columbia	63 64				
						112	A Duquesne	69 61				
						133	H Kent St.	57 62				
						134	A Long Island	76 65				
						134	H Long Island	56 46				
						152	A St. Francis (PA)	76 70				
						152	A St. Francis (PA)	79 80				
						152	H St. Francis (PA)	79 48				
						155	H Akron	74 67				
						158	H Sacred Heart	71 43				
						161	H Morehead St.	57 58				
						211	A Monmouth	62 45				
						211	H Monmouth	50 51				
						228	A Wright St.	54 58				
						231	H Stony Brook	61 43				
						240	H Quinnipiac	61 57				
						245	A Bryant	74 72				
						274	H Santa Clara	57 56				
						276	A Fairleigh Dickinson	69 44				
						276	H Fairleigh Dickinson	79 50				
						277	A Central Conn. St.	63 53				
						287	A Wagner	70 67				
						287	H Wagner	74 62				
						287	N Wagner	68 52				
						289	A Mt. St. Mary's	62 42				
						289	H Mt. St. Mary's	82 52				
LAST 12 Division I GAMES:												
152	A St. Francis (PA)	79 80	245	A Bryant	74 72							
287	N Wagner	68 52	277	A Central Conn. St.	63 53							
289	A Mt. St. Mary's	62 42	152	H St. Francis (PA)	79 48							
287	A Wagner	70 67	152	A St. Francis (PA)	76 70							
240	H Quinnipiac	61 57	340	H St. Francis (NY)	72 36							
158	H Sacred Heart	71 43	134	H Long Island	56 46							

Non-Div I Games:

Robert Morris

RPI	S	Opponent	Score	
311	H	Coppin St.	67	58
340	A	St. Francis (NY)	87	60
340	H	St. Francis (NY)	72	36

R
o
b
e
r
t
M
o
r
r
i
s

R
o
b
e
r
t
M
o
r
r
i
s

Robert Morris

REGULAR SEASON				THROUGH GAMES OF SUNDAY, MARCH 11, 2018						
Average RPI Win:	101	WON-LOST	WINNING	LAST 12	STRENGTH OF	OPP. STRENGTH	TEAM	ADJ.	CONF.	ADJ CONF.
Average RPI Loss:	37	RECORD	PCT. RANK	GAMES	SCHEDULE	OF SCHEDULE	RPI	RPI	RPI	RPI
DIV. I ONLY	18- 14	127	7- 5	4	13	24	24	3	3	
DIV. I NON-CONF.	7- 6	153	0- 0	6	8	38	35	5	5	

TOTALS	RPI 1-25		RPI 26-50	W-L RECORDS		RPI 51-100	RPI 101-150	RPI 150+		
18- 14	1- 10		4- 1	OVERALL		6- 2	4- 0	3- 1		
9- 5	0- 3		2- 1	HOME		3- 1	1- 0	3- 0		
5- 6	0- 4		0- 0	AWAY		3- 1	2- 0	0- 1		
4- 3	1- 3		2- 0	NEUTRAL		0- 0	1- 0	0- 0		
7- 6	0- 4		3- 1	NON-CONFERENCE		2- 0	0- 0	2- 1		
4- 2	0- 1		1- 1	HOME		1- 0	0- 0	2- 0		
1- 2	0- 1		0- 0	AWAY		1- 0	0- 0	0- 1		
2- 2	0- 2		2- 0	NEUTRAL		0- 0	0- 0	0- 0		
11- 8	1- 6		1- 0	CONFERENCE		4- 2	4- 0	1- 0		
5- 3	0- 2		1- 0	HOME		2- 1	1- 0	1- 0		
4- 4	0- 3		0- 0	AWAY		2- 1	2- 0	0- 0		
2- 1	1- 1		0- 0	NEUTRAL		0- 0	1- 0	0- 0		

RPI	S	Opponent	Score	RPI	S	Opponent	Score	RPI	S	Opponent	Score	RPI	S	Opponent	Score
1	A	Connecticut	36 73	31	H	DePaul	60 57	51	A	Princeton	60 50	103	A	South Fla.	60 52
2	H	Stanford	66 81	33	H	Temple	51 62	57	H	Marquette	75 64	125	A	Villanova	49 36
3	N	Tennessee	54 68	36	N	Southern California	66 51	67	A	Syracuse	66 79	128	H	Cincinnati	44 33
7	H	Notre Dame	63 75	45	N	Mississippi St.	62 54	67	H	Syracuse	45 76	128	N	Cincinnati	70 44
10	A	West Virginia	51 55	48	H	Boston College	59 53	78	H	Louisville	72 52	191	H	Seton Hall	54 44
10	N	West Virginia	49 56					81	A	Providence	67 56	236	H	Prairie View	50 45
13	N	Texas	67 70					85	H	Florida	51 38	244	A	George Washington	43 45
18	A	Georgetown	50 59					96	A	Pittsburgh	52 46	277	H	Central Conn. St.	62 53
18	N	Georgetown	63 56												
20	H	St. John's (NY)	52 60												
25	A	Georgia	48 49												
LAST 12 Division I GAMES:															
10	N	West Virginia	49 56	67	H	Syracuse	45 76								
18	N	Georgetown	63 56	10	A	West Virginia	51 55								
128	N	Cincinnati	70 44	125	A	Villanova	49 36								
78	H	Louisville	72 52	191	H	Seton Hall	54 44								
81	A	Providence	67 56	103	A	South Fla.	60 52								
20	H	St. John's (NY)	52 60	7	H	Notre Dame	63 75								

Non-Div I Games: Kean 85 49

Rutgers

Loss, Non-Conf, S Site, H Home A Away N Neutral

S.C. Upstate

Through Games Of Sunday, March 14, 2010

Average RPI Win:	261	WON-LOST	WINNING	LAST 12	STRENGTH OF	OPP. STRENGTH	TEAM	ADJ.	CONF.	ADJ CONF.
Average RPI Loss:	164	RECORD	PCT. RANK	GAMES	SCHEDULE	OF SCHEDULE	RPI	RPI	RPI	RPI
DIV. I ONLY	19- 9	69	10- 2	320	263	162	162	31	31	
DIV. I NON-CONF.	15- 8	98	9- 2	298	295	166	170	30	30	
TOTALS	RPI 1-25	RPI 26-50	W-L RECORDS	RPI 51-100	RPI 101-150	RPI 150+				
19- 9	0- 1	0- 0	OVERALL	2- 3	0- 1	17- 4				
10- 3	0- 0	0- 0	HOME	2- 0	0- 1	8- 2				
9- 6	0- 1	0- 0	AWAY	0- 3	0- 0	9- 2				
0- 0	0- 0	0- 0	NEUTRAL	0- 0	0- 0	0- 0				
15- 8	0- 1	0- 0	NON-CONFERENCE	1- 2	0- 1	14- 4				
8- 3	0- 0	0- 0	HOME	1- 0	0- 1	7- 2				
7- 5	0- 1	0- 0	AWAY	0- 2	0- 0	7- 2				
0- 0	0- 0	0- 0	NEUTRAL	0- 0	0- 0	0- 0				
4- 1	0- 0	0- 0	CONFERENCE	1- 1	0- 0	3- 0				
2- 0	0- 0	0- 0	HOME	1- 0	0- 0	1- 0				
2- 1	0- 0	0- 0	AWAY	0- 1	0- 0	2- 0				
0- 0	0- 0	0- 0	NEUTRAL	0- 0	0- 0	0- 0				

RPI 1-25				RPI 26-50				RPI 51-100				RPI 101+ Team's RPI: 162			
RPI	S	Opponent	Score	RPI	S	Opponent	Score	RPI	S	Opponent	Score	RPI	S	Opponent	Score
17	A	Virginia	63 110					87	A	East Tenn. St.	67 88	142	H	Indiana St.	72 80
								87	H	East Tenn. St.	85 78	205	A	Mercer	87 78
								91	A	Clemson	65 78	205	H	Mercer	53 57
								98	A	Fla. Gulf Coast	56 71	232	A	Belmont	57 54
								98	H	Fla. Gulf Coast	86 78	232	H	Belmont	90 73
												250	A	North Florida	70 58
												250	H	North Florida	65 59
												252	A	Longwood	71 59
												256	A	Kennesaw St.	68 69
												256	H	Kennesaw St.	73 66
												269	A	Campbell	76 74
												269	H	Campbell	72 75
												280	A	Jacksonville	79 72
												280	H	Jacksonville	62 49
												308	A	South Carolina St.	88 53
												314	A	Stetson	61 69
												314	H	Stetson	88 72
												319	H	UNC Asheville	78 60
												327	H	Presbyterian	71 52
												331	A	Lipscomb	63 51
												331	H	Lipscomb	88 58
												342	A	Winston-Salem	84 60
LAST 12 Division I GAMES:															
314	H	Stetson	88 72	205	A	Mercer	87 78								
98	H	Fla. Gulf Coast	86 78	256	A	Kennesaw St.	68 69								
87	A	East Tenn. St.	67 88	280	H	Jacksonville	62 49								
269	A	Campbell	76 74	250	H	North Florida	65 59								
232	H	Belmont	90 73	280	A	Jacksonville	79 72								
331	H	Lipscomb	88 58	250	A	North Florida	70 58								

Non-Div I Games: North Greenville 78 47

S.C. Upstate

■ Loss,
 ■ Non-Conf,
 ■ S Site,
 ■ Home
 ■ Away
 N Neutral

Average RPI Win:	255	WON-LOST	WINNING	LAST 12	STRENGTH OF	OPP. STRENGTH	TEAM	ADJ.	CONF.	ADJ CONF.
Average RPI Loss:	165	RECORD	PCT. RANK	GAMES	SCHEDULE	OF SCHEDULE	RPI	RPI	RPI	RPI
DIV. I ONLY	6- 21	312	4- 6	103	286	270	265	31	31	
DIV. I NON-CONF.	4- 19	308	2- 5	111	274	274	273	30	30	
TOTALS	RPI 1-25	RPI 26-50	W-L RECORDS	RPI 51-100	RPI 101-150	RPI 150+				
6- 21	0- 0	0- 3	OVERALL	0- 3	0- 3	6- 12				
5- 7	0- 0	0- 1	HOME	0- 1	0- 3	5- 2				
1- 13	0- 0	0- 2	AWAY	0- 2	0- 0	1- 9				
0- 1	0- 0	0- 0	NEUTRAL	0- 0	0- 0	0- 1				
4- 19	0- 0	0- 3	NON-CONFERENCE	0- 3	0- 3	4- 10				
3- 6	0- 0	0- 1	HOME	0- 1	0- 3	3- 1				
1- 12	0- 0	0- 2	AWAY	0- 2	0- 0	1- 8				
0- 1	0- 0	0- 0	NEUTRAL	0- 0	0- 0	0- 1				
2- 2	0- 0	0- 0	CONFERENCE	0- 0	0- 0	2- 2				
2- 1	0- 0	0- 0	HOME	0- 0	0- 0	2- 1				
0- 1	0- 0	0- 0	AWAY	0- 0	0- 0	0- 1				
0- 0	0- 0	0- 0	NEUTRAL	0- 0	0- 0	0- 0				

RPI S	Opponent	Score	RPI S	Opponent	Score	RPI S	Opponent	Score	RPI S	Opponent	Score	Team's RPI: 265
28	A Wisconsin	38 68	61	H Toledo	74 86	101	H Missouri St.	60 76				
47	A Bowling Green	57 70	80	A Miami (FL)	60 85	142	H Indiana St.	49 65				
50	H Illinois St.	66 70	97	A Northwestern	37 68	148	H Eastern Ill.	63 74				
						153	A New Mexico St.	64 73				
						156	A Wichita St.	58 68				
						161	H Morehead St.	67 64				
						168	N Stephen F. Austin	66 68				
						177	A Ball St.	40 64				
						220	A St. Louis	30 62				
						221	H Central Ark.	59 64				
						222	H Cal St. Bakersfield	69 68				
						223	H UMKC	66 55				
						227	A Loyola (IL)	66 85				
						249	H Milwaukee	60 85				
						264	A Eastern Ky.	53 58				
						270	A Tennessee Tech	60 68				
						285	H UT Martin	49 46				
						286	A Valparaiso	55 64				
						312	A South Dakota	52 63				
						312	H South Dakota	62 51				
						324	A Southeast Mo. St.	59 57				
LAST 12 Division I GAMES:												
222	H Cal St. Bakersfield	69 68	285	H UT Martin	49 46							
270	A Tennessee Tech	60 68	264	A Eastern Ky.	53 58							
312	A South Dakota	52 63	312	H South Dakota	62 51							
80	A Miami (FL)	60 85	177	A Ball St.	40 64							
148	H Eastern Ill.	63 74	220	A St. Louis	30 62							
324	A Southeast Mo. St.	59 57	50	H Illinois St.	66 70							

Non-Div I Games: Northern Ky. 56 53 Oakland City 82 55

SIU Edwardsville

Loss, Non-Conf, S Site, H Home A Away N Neutral

Sacramento St.

Through Games Of Sunday, March 14, 2010

Average RPI Win:	256	WON-LOST	WINNING	LAST 12	STRENGTH OF	OPP. STRENGTH	TEAM	ADJ.	CONF.	ADJ CONF.
Average RPI Loss:	174	RECORD	PCT. RANK	GAMES	SCHEDULE	OF SCHEDULE	RPI	RPI	RPI	RPI
DIV. I ONLY	14- 15	177	9- 3	302	244	235	234	23	22	
DIV. I NON-CONF.	4- 8	240	1- 0	291	231	285	281	24	21	
TOTALS	RPI 1-25	RPI 26-50	W-L RECORDS	RPI 51-100	RPI 101-150	RPI 150+				
14- 15	0- 0	0- 1	OVERALL	0- 0	1- 3	13- 11				
6- 6	0- 0	0- 0	HOME	0- 0	0- 1	6- 5				
8- 7	0- 0	0- 1	AWAY	0- 0	1- 1	7- 5				
0- 2	0- 0	0- 0	NEUTRAL	0- 0	0- 1	0- 1				
4- 8	0- 0	0- 1	NON-CONFERENCE	0- 0	1- 3	3- 4				
1- 3	0- 0	0- 0	HOME	0- 0	0- 1	1- 2				
3- 4	0- 0	0- 1	AWAY	0- 0	1- 1	2- 2				
0- 1	0- 0	0- 0	NEUTRAL	0- 0	0- 1	0- 0				
10- 7	0- 0	0- 0	CONFERENCE	0- 0	0- 0	10- 7				
5- 3	0- 0	0- 0	HOME	0- 0	0- 0	5- 3				
5- 3	0- 0	0- 0	AWAY	0- 0	0- 0	5- 3				
0- 1	0- 0	0- 0	NEUTRAL	0- 0	0- 0	0- 1				

RPI S	Opponent	Score	RPI S	Opponent	Score	RPI S	Opponent	Score	RPI S	Opponent	Score	Team's RPI: 234
35	A Fresno St.	57	105						127	A Nevada	72	101
									137	N Memphis	83	98
									145	A Washington	74	71
									149	H UNLV	92	97
									151	A UC Davis	64	72
									170	A Portland	63	98
									173	A Eastern Wash.	78	69
									173	H Eastern Wash.	85	90
									184	A Portland St.	83	78
									184	H Portland St.	86	95
									186	A Idaho St.	67	69
									186	H Idaho St.	80	71
									187	A Montana St.	86	95
									187	H Montana St.	73	84
									187	N Montana St.	66	89
									202	A Montana	61	77
									202	H Montana	100	83
									229	A Northern Colo.	93	89
									229	H Northern Colo.	72	60
									238	H Cal St. Fullerton	68	90
									303	H San Jose St.	81	84
									306	A San Francisco	77	74
									317	A Weber St.	75	61
									317	H Weber St.	90	75
									321	A Seattle	80	68
									325	A Northern Ariz.	104	98
LAST 12 Division I GAMES:												
187	N Montana St.	66	89	187	H Montana St.	73	84					
317	A Weber St.	75	61	326	H Pacific	95	81					
186	A Idaho St.	67	69	173	A Eastern Wash.	78	69					
229	A Northern Colo.	93	89	184	A Portland St.	83	78					
325	A Northern Ariz.	104	98	186	H Idaho St.	80	71					
202	H Montana	100	83	317	H Weber St.	90	75					

Non-Div I Games: Academy of Art 92 70

Sacramento St.

Loss, Non-Conf, S Site, H Home A Away N Neutral

RPI	S	Opponent	Score
325	H	Northern Ariz.	77 66
326	H	Pacific	95 81

Sacramento St. .

S
a
c
r
a
m
e
n
t
o
S
t
.

S
a
c
r
a
m
e
n
t
o
S
t
.

Sacred Heart

Through Games Of Sunday, March 14, 2010

Average RPI Win:	242	WON-LOST	WINNING	LAST 12	STRENGTH OF	OPP. STRENGTH	TEAM	ADJ.	CONF.	ADJ CONF.
Average RPI Loss:	184	RECORD	PCT. RANK	GAMES	SCHEDULE	OF SCHEDULE	RPI	RPI	RPI	RPI
DIV. I ONLY	19- 11	89	6- 6	245	282	155	158	22	23	
DIV. I NON-CONF.	9- 4	80	1- 0	130	277	89	89	25	26	
TOTALS	RPI 1-25	RPI 26-50	W-L RECORDS	RPI 51-100	RPI 101-150	RPI 150+				
19- 11	0- 0	0- 1	OVERALL	0- 0	1- 4	18- 6				
9- 5	0- 0	0- 1	HOME	0- 0	1- 2	8- 2				
10- 5	0- 0	0- 0	AWAY	0- 0	0- 2	10- 3				
0- 1	0- 0	0- 0	NEUTRAL	0- 0	0- 0	0- 1				
9- 4	0- 0	0- 1	NON-CONFERENCE	0- 0	1- 2	8- 1				
4- 2	0- 0	0- 1	HOME	0- 0	1- 1	3- 0				
5- 2	0- 0	0- 0	AWAY	0- 0	0- 1	5- 1				
0- 0	0- 0	0- 0	NEUTRAL	0- 0	0- 0	0- 0				
10- 7	0- 0	0- 0	CONFERENCE	0- 0	0- 2	10- 5				
5- 3	0- 0	0- 0	HOME	0- 0	0- 1	5- 2				
5- 3	0- 0	0- 0	AWAY	0- 0	0- 1	5- 2				
0- 1	0- 0	0- 0	NEUTRAL	0- 0	0- 0	0- 1				

RPI 1-25			RPI 26-50			RPI 51-100			RPI 101+ Team's RPI: 158		
RPI	S	Opponent	Score	RPI	S	Opponent	Score	RPI	S	Opponent	Score
				27	H	Hartford	53 68				
LAST 12 Division I GAMES:											
277	N	Central Conn. St.	51 63	134	H	Long Island	56 66	276	H	Fairleigh Dickinson	55 33
211	A	Monmouth	58 65	240	A	Quinnipiac	66 51	277	A	Central Conn. St.	54 49
276	H	Fairleigh Dickinson	55 33	240	H	Quinnipiac	51 34	277	H	Central Conn. St.	64 67
152	A	St. Francis (PA)	69 75	287	A	Wagner	71 64	277	N	Central Conn. St.	51 63
114	A	Robert Morris	43 71	289	A	Mt. St. Mary's	51 47	287	A	Wagner	71 64
340	H	St. Francis (NY)	63 64	245	H	Bryant	77 68	287	H	Wagner	69 54

Non-Div I Games:

Sacred Heart

■ Loss,
 ■ Non-Conf,
 ■ S Site,
 ■ H Home
 ■ A Away
 N Neutral

RPI	S	Opponent	Score	
289	A	Mt. St. Mary's	51	47
289	H	Mt. St. Mary's	67	56
340	H	St. Francis (NY)	63	64

Sacred Heart

Average RPI Win:	275	WON-LOST	WINNING	LAST 12	STRENGTH OF	OPP. STRENGTH	TEAM	ADJ.	CONF.	ADJ CONF.
Average RPI Loss:	149	RECORD	PCT. RANK	GAMES	SCHEDULE	OF SCHEDULE	RPI	RPI	RPI	RPI
DIV. I ONLY	11- 18	246	6- 6	219	245	247	246	26	26	
DIV. I NON-CONF.	3- 10	290	0- 1	211	221	287	284	26	25	
TOTALS	RPI 1-25	RPI 26-50	W-L RECORDS	RPI 51-100	RPI 101-150	RPI 150+				
11- 18	0- 1	0- 1	OVERALL	0- 2	1- 6	10- 8				
6- 5	0- 0	0- 0	HOME	0- 1	1- 2	5- 2				
4- 12	0- 1	0- 1	AWAY	0- 1	0- 3	4- 6				
1- 1	0- 0	0- 0	NEUTRAL	0- 0	0- 1	1- 0				
3- 10	0- 1	0- 1	NON-CONFERENCE	0- 2	0- 2	3- 4				
0- 3	0- 0	0- 0	HOME	0- 1	0- 1	0- 1				
2- 7	0- 1	0- 1	AWAY	0- 1	0- 1	2- 3				
1- 0	0- 0	0- 0	NEUTRAL	0- 0	0- 0	1- 0				
8- 8	0- 0	0- 0	CONFERENCE	0- 0	1- 4	7- 4				
6- 2	0- 0	0- 0	HOME	0- 0	1- 1	5- 1				
2- 5	0- 0	0- 0	AWAY	0- 0	0- 2	2- 3				
0- 1	0- 0	0- 0	NEUTRAL	0- 0	0- 1	0- 0				

RPI S	Opponent	Score	RPI S	Opponent	Score	RPI S	Opponent	Score	RPI S	Opponent	Score	Team's RPI: 246
12 A	Oklahoma St.	60 98	42 A	TCU	65 83	58 A	Texas Tech	52 91	107 A	Lamar	68 86	
						77 H	Mississippi	61 95	107 H	Lamar	73 65	
									116 A	Arkansas	78 106	
									140 H	Oral Roberts	85 101	
									144 A	A&M-Corpus Christi	80 81	
									144 H	A&M-Corpus Christi	69 76	
									144 N	A&M-Corpus Christi	79 99	
									159 A	Rice	62 82	
									165 A	UTSA	55 74	
									165 H	UTSA	73 72	
									168 A	Stephen F. Austin	85 98	
									200 A	Texas-Arlington	76 87	
									200 H	Texas-Arlington	77 75	
									221 A	Central Ark.	63 82	
									224 A	New Orleans	64 71	
									255 H	Northwestern St.	82 66	
									271 H	Texas Southern	65 80	
									290 H	Southeastern La.	60 70	
									297 A	Grambling	67 59	
									323 A	Texas St.	85 81	
									323 H	Texas St.	92 89	
									333 A	McNeese St.	87 84	
									337 H	Nicholls St.	65 63	
									338 N	Jackson St.	76 60	
									345 A	Centenary (LA)	74 49	
LAST 12 Division I GAMES:												
144 N	A&M-Corpus Christi	79 99	107 H	Lamar	73 65							
323 H	Texas St.	92 89	144 A	A&M-Corpus Christi	80 81							
255 H	Northwestern St.	82 66	337 H	Nicholls St.	65 63							
200 A	Texas-Arlington	76 87	221 A	Central Ark.	63 82							
333 A	McNeese St.	87 84	165 A	UTSA	55 74							
165 H	UTSA	73 72	144 H	A&M-Corpus Christi	69 76							

Non-Div I Games:

Sam Houston St.

Loss, Non-Conf, S Site, H Home A Away N Neutral

Average RPI Win:	235	WON-LOST	WINNING	LAST 12	STRENGTH OF	OPP. STRENGTH	TEAM	ADJ.	CONF.	ADJ CONF.
Average RPI Loss:	142	RECORD	PCT. RANK	GAMES	SCHEDULE	OF SCHEDULE	RPI	RPI	RPI	RPI
DIV. I ONLY	22- 10	60	8- 4	297	195	139	143	19	20	
DIV. I NON-CONF.	6- 3	88	0- 0	338	140	204	204	19	19	
TOTALS	RPI 1-25	RPI 26-50	W-L RECORDS	RPI 51-100	RPI 101-150	RPI 150+				
22- 10	0- 1	0- 2	OVERALL	1- 2	6- 1	15- 4				
8- 3	0- 0	0- 0	HOME	1- 0	2- 1	5- 2				
9- 6	0- 1	0- 2	AWAY	0- 1	3- 0	6- 2				
5- 1	0- 0	0- 0	NEUTRAL	0- 1	1- 0	4- 0				
6- 3	0- 1	0- 2	NON-CONFERENCE	0- 0	0- 0	6- 0				
1- 0	0- 0	0- 0	HOME	0- 0	0- 0	1- 0				
2- 3	0- 1	0- 2	AWAY	0- 0	0- 0	2- 0				
3- 0	0- 0	0- 0	NEUTRAL	0- 0	0- 0	3- 0				
16- 7	0- 0	0- 0	CONFERENCE	1- 2	6- 1	9- 4				
7- 3	0- 0	0- 0	HOME	1- 0	2- 1	4- 2				
7- 3	0- 0	0- 0	AWAY	0- 1	3- 0	4- 2				
2- 1	0- 0	0- 0	NEUTRAL	0- 1	1- 0	1- 0				

RPI 1-25				RPI 26-50				RPI 51-100				RPI 101+ Team's RPI: 143			
RPI	S	Opponent	Score	RPI	S	Opponent	Score	RPI	S	Opponent	Score	RPI	S	Opponent	Score
17	A	Virginia	60 69	45	A	Mississippi St.	41 80	75	A	Chattanooga	62 92	126	A	Appalachian St.	71 65
				46	A	Maryland	49 76	75	H	Chattanooga	74 52	126	H	Appalachian St.	55 66
								75	N	Chattanooga	67 72	126	N	Appalachian St.	66 53
												129	A	Col. of Charleston	57 50
												129	H	Col. of Charleston	70 47
												146	A	Ga. Southern	66 47
												146	H	Ga. Southern	74 49
												189	A	Davidson	77 78
												189	H	Davidson	73 57
												239	N	North Texas	67 53
												248	A	UNC Greensboro	47 55
												248	H	UNC Greensboro	54 51
												272	A	Western Caro.	53 42
												272	H	Western Caro.	80 65
												288	A	Wofford	65 43
												288	H	Wofford	71 58
												292	A	Elon	72 63
												292	H	Elon	59 60
												292	N	Elon	57 38
												304	A	Evansville	69 66
												307	N	Cornell	62 46
												310	A	Furman	60 49
												310	H	Furman	52 56
												315	H	Jacksonville St.	59 46
												333	A	McNeese St.	72 58
												343	N	Norfolk St.	70 33
LAST 12 Division I GAMES:															
				75	N	Chattanooga	67 72	189	H	Davidson	73 57				
				126	N	Appalachian St.	66 53	146	A	Ga. Southern	66 47				
				292	N	Elon	57 38	129	A	Col. of Charleston	57 50				
				75	A	Chattanooga	62 92	292	H	Elon	59 60				
				272	A	Western Caro.	53 42	248	H	UNC Greensboro	54 51				
				126	H	Appalachian St.	55 66	310	A	Furman	60 49				

Non-Div I Games:

Samford

■ Loss,
 ■ Non-Conf,
 ■ S Site,
 ■ Home
 ■ A Away
 N Neutral

Average RPI Win:	227	WON-LOST	WINNING	LAST 12	STRENGTH OF	OPP. STRENGTH	TEAM	ADJ.	CONF.	ADJ CONF.
Average RPI Loss:	121	RECORD	PCT. RANK	GAMES	SCHEDULE	OF SCHEDULE	RPI	RPI	RPI	RPI
DIV. I ONLY	14- 14	165	4- 8	232	124	185	185	13	13	
DIV. I NON-CONF.	7- 6	153	0- 0	243	144	174	175	13	13	
TOTALS	RPI 1-25	RPI 26-50	W-L RECORDS	RPI 51-100	RPI 101-150	RPI 150+				
14- 14	0- 0	1- 3	OVERALL	0- 5	1- 2	12- 4				
7- 7	0- 0	1- 1	HOME	0- 2	1- 2	5- 2				
6- 6	0- 0	0- 2	AWAY	0- 3	0- 0	6- 1				
1- 1	0- 0	0- 0	NEUTRAL	0- 0	0- 0	1- 1				
7- 6	0- 0	1- 1	NON-CONFERENCE	0- 1	1- 2	5- 2				
4- 3	0- 0	1- 0	HOME	0- 0	1- 2	2- 1				
2- 3	0- 0	0- 1	AWAY	0- 1	0- 0	2- 1				
1- 0	0- 0	0- 0	NEUTRAL	0- 0	0- 0	1- 0				
7- 8	0- 0	0- 2	CONFERENCE	0- 4	0- 0	7- 2				
3- 4	0- 0	0- 1	HOME	0- 2	0- 0	3- 1				
4- 3	0- 0	0- 1	AWAY	0- 2	0- 0	4- 0				
0- 1	0- 0	0- 0	NEUTRAL	0- 0	0- 0	0- 1				

RPI	S	Opponent	Score	RPI	S	Opponent	Score	RPI	S	Opponent	Score	RPI	S	Opponent	Score	Team's RPI: 185
30	A	Gonzaga	46 75	52	A	San Diego St.	52 79	124	H	Arizona	55 65	127	H	Nevada	72 60	
31	A	DePaul	64 84	73	A	St. Mary's (CA)	54 60	149	H	UNLV	66 71	170	A	Portland	59 53	
48	H	Boston College	61 56	73	H	St. Mary's (CA)	66 69	170	H	Portland	68 74	182	A	Cal Poly	73 65	
				86	A	Pepperdine	65 76	193	A	Loyola Marymount	71 68	193	H	Loyola Marymount	69 60	
				86	H	Pepperdine	49 61	193	H	Loyola Marymount	69 60	194	H	UC Santa Barbara	65 75	
								230	H	Long Beach St.	67 60	238	A	Cal St. Fullerton	64 58	
								274	A	Santa Clara	67 58	274	A	Santa Clara	60 44	
								274	H	Santa Clara	60 44	274	N	Santa Clara	67 68	
								301	N	Tennessee St.	79 45	306	A	San Francisco	67 52	
								306	A	San Francisco	67 52	306	H	San Francisco	54 47	
								325	A	Northern Ariz.	58 62	335	H	Cal St. Northridge	90 54	
LAST 12 Division I GAMES:																
274	N	Santa Clara	67 68	274	A	Santa Clara	67 58									
86	A	Pepperdine	65 76	306	A	San Francisco	67 52									
193	A	Loyola Marymount	71 68	86	H	Pepperdine	49 61									
73	A	St. Mary's (CA)	54 60	193	H	Loyola Marymount	69 60									
30	H	Gonzaga	61 75	73	H	St. Mary's (CA)	66 69									
170	H	Portland	68 74	30	A	Gonzaga	46 75									

Non-Div I Games: UC San Diego 88 69

San Diego

■ Loss,
 ■ Non-Conf,
 ■ S Site,
 ■ Home
 ■ A Away
 N Neutral

Average RPI Win:	150	WON-LOST	WINNING	LAST 12	STRENGTH OF	OPP. STRENGTH	TEAM	ADJ.	CONF.	ADJ CONF.
Average RPI Loss:	71	RECORD	PCT. RANK	GAMES	SCHEDULE	OF SCHEDULE	RPI	RPI	RPI	RPI
DIV. I ONLY	21- 10	70	8- 4	67	78	51	52	7	7	
DIV. I NON-CONF.	8- 4	88	0- 0	97	18	73	72	7	7	
TOTALS	RPI 1-25	RPI 26-50	W-L RECORDS	RPI 51-100	RPI 101-150	RPI 150+				
21- 10	0- 2	1- 1	OVERALL	5- 4	6- 3	9- 0				
12- 2	0- 0	1- 0	HOME	3- 2	4- 0	4- 0				
6- 5	0- 0	0- 1	AWAY	1- 1	0- 3	5- 0				
3- 3	0- 2	0- 0	NEUTRAL	1- 1	2- 0	0- 0				
8- 4	0- 2	0- 0	NON-CONFERENCE	2- 2	1- 0	5- 0				
5- 1	0- 0	0- 0	HOME	2- 1	1- 0	2- 0				
3- 0	0- 0	0- 0	AWAY	0- 0	0- 0	3- 0				
0- 3	0- 2	0- 0	NEUTRAL	0- 1	0- 0	0- 0				
13- 6	0- 0	1- 1	CONFERENCE	3- 2	5- 3	4- 0				
7- 1	0- 0	1- 0	HOME	1- 1	3- 0	2- 0				
3- 5	0- 0	0- 1	AWAY	1- 1	0- 3	2- 0				
3- 0	0- 0	0- 0	NEUTRAL	1- 0	2- 0	0- 0				

RPI S	Opponent	Score	RPI S	Opponent	Score	RPI S	Opponent	Score	RPI S	Opponent	Score
7 N	Notre Dame	79 84	42 A	TCU	63 80	53 N	South Carolina	55 58	106 A	BYU	63 73
8 N	Oklahoma	48 87	42 H	TCU	84 61	69 H	Auburn	66 55	106 H	BYU	73 71
						71 A	Utah	55 73	106 N	BYU	77 47
						71 H	Utah	51 42	113 A	Wyoming	51 63
						71 N	Utah	70 60	113 H	Wyoming	65 50
						74 A	New Mexico	61 39	113 N	Wyoming	60 51
						74 H	New Mexico	58 65	124 H	Arizona	57 38
						86 H	Pepperdine	61 62	149 A	UNLV	59 66
						94 H	Wake Forest	63 62	149 H	UNLV	70 41
									163 A	UC Riverside	66 59
									178 A	Colorado St.	73 54
									178 H	Colorado St.	59 38
									185 H	San Diego	79 52
									193 A	Loyola Marymount	75 54
									230 H	Long Beach St.	67 62
									261 A	UC Irvine	64 42
									316 A	Air Force	68 48
									316 H	Air Force	87 52
LAST 12 Division I GAMES:											
71 N	Utah	70 60	71 A	Utah	55 73						
106 N	BYU	77 47	42 H	TCU	84 61						
113 N	Wyoming	60 51	149 A	UNLV	59 66						
316 H	Air Force	87 52	113 A	Wyoming	51 63						
178 A	Colorado St.	73 54	74 H	New Mexico	58 65						
106 H	BYU	73 71	316 A	Air Force	68 48						

Non-Div I Games:

San Diego St.

San Francisco

Through Games Of Sunday, March 14, 2010

Average RPI Win:	257	WON-LOST	WINNING	LAST 12	STRENGTH OF	OPP. STRENGTH	TEAM	ADJ.	CONF.	ADJ CONF.
Average RPI Loss:	150	RECORD	PCT. RANK	GAMES	SCHEDULE	OF SCHEDULE	RPI	RPI	RPI	RPI
DIV. I ONLY	5- 26	328	1- 11	160	163	305	306	13	13	
DIV. I NON-CONF.	4- 12	282	0- 0	207	227	277	280	13	13	
TOTALS	RPI 1-25	RPI 26-50	W-L RECORDS	RPI 51-100	RPI 101-150	RPI 150+				
5- 26	0- 1	0- 2	OVERALL	0- 5	0- 2	5- 16				
3- 9	0- 1	0- 1	HOME	0- 2	0- 0	3- 5				
1- 13	0- 0	0- 1	AWAY	0- 3	0- 1	1- 8				
1- 4	0- 0	0- 0	NEUTRAL	0- 0	0- 1	1- 3				
4- 12	0- 1	0- 0	NON-CONFERENCE	0- 1	0- 2	4- 8				
2- 3	0- 1	0- 0	HOME	0- 0	0- 0	2- 2				
1- 6	0- 0	0- 0	AWAY	0- 1	0- 1	1- 4				
1- 3	0- 0	0- 0	NEUTRAL	0- 0	0- 1	1- 2				
1- 14	0- 0	0- 2	CONFERENCE	0- 4	0- 0	1- 8				
1- 6	0- 0	0- 1	HOME	0- 2	0- 0	1- 3				
0- 7	0- 0	0- 1	AWAY	0- 2	0- 0	0- 4				
0- 1	0- 0	0- 0	NEUTRAL	0- 0	0- 0	0- 1				

RPI	S	Opponent	Score	RPI	S	Opponent	Score	RPI	S	Opponent	Score	RPI	S	Opponent	Score	Team's RPI: 306
3	H	Tennessee	34 89	30	A	Gonzaga	53 93	58	A	Texas Tech	38 69	106	N	BYU	60 72	
				30	H	Gonzaga	35 83	73	A	St. Mary's (CA)	64 76	125	A	Villanova	35 67	
								73	H	St. Mary's (CA)	46 56	151	A	UC Davis	47 69	
								86	A	Pepperdine	49 68	170	A	Portland	50 53	
								86	H	Pepperdine	43 67	170	H	Portland	52 80	
												179	A	Washington St.	57 74	
												182	H	Cal Poly	52 73	
												185	A	San Diego	47 54	
												185	H	San Diego	52 67	
												188	A	Hawaii	48 58	
												193	A	Loyola Marymount	48 58	
												193	H	Loyola Marymount	55 63	
												193	N	Loyola Marymount	54 61	
												200	N	Texas-Arlington	67 70	
												212	H	Utah St.	57 48	
												233	N	Loyola (MD)	51 60	
												234	H	Sacramento St.	74 77	
												236	N	Prairie View	68 64	
												238	H	Cal St. Fullerton	71 63	
												274	A	Santa Clara	47 54	
												274	H	Santa Clara	58 52	
												303	A	San Jose St.	51 63	
												326	A	Pacific	71 67	
LAST 12 Division I GAMES:																
		193 N Loyola Marymount	54 61			73 H St. Mary's (CA)	46 56									
		30 H Gonzaga	35 83			185 H San Diego	52 67									
		170 H Portland	52 80			30 A Gonzaga	53 93									
		274 H Santa Clara	58 52			170 A Portland	50 53									
		193 A Loyola Marymount	48 58			274 A Santa Clara	47 54									
		86 A Pepperdine	49 68			86 H Pepperdine	43 67									

Non-Div I Games: BYU-Hawaii

61 69

San Francisco

Loss, Non-Conf, S Site, H Home A Away N Neutral

Average RPI Win:	205	WON-LOST	WINNING	LAST 12	STRENGTH OF	OPP. STRENGTH	TEAM	ADJ.	CONF.	ADJ CONF.
Average RPI Loss:	157	RECORD	PCT. RANK	GAMES	SCHEDULE	OF SCHEDULE	RPI	RPI	RPI	RPI
DIV. I ONLY	6- 23	317	2- 10	225	138	306	303	12	12	
DIV. I NON-CONF.	4- 9	256	0- 0	306	222	307	306	12	12	
TOTALS	RPI 1-25	RPI 26-50	W-L RECORDS	RPI 51-100	RPI 101-150	RPI 150+				
6- 23	0- 0	0- 2	OVERALL	1- 4	0- 5	5- 12				
3- 11	0- 0	0- 1	HOME	0- 2	0- 2	3- 6				
3- 10	0- 0	0- 1	AWAY	1- 1	0- 3	2- 5				
0- 2	0- 0	0- 0	NEUTRAL	0- 1	0- 0	0- 1				
4- 9	0- 0	0- 0	NON-CONFERENCE	1- 2	0- 1	3- 6				
1- 5	0- 0	0- 0	HOME	0- 1	0- 0	1- 4				
3- 2	0- 0	0- 0	AWAY	1- 0	0- 1	2- 1				
0- 2	0- 0	0- 0	NEUTRAL	0- 1	0- 0	0- 1				
2- 14	0- 0	0- 2	CONFERENCE	0- 2	0- 4	2- 6				
2- 6	0- 0	0- 1	HOME	0- 1	0- 2	2- 2				
0- 8	0- 0	0- 1	AWAY	0- 1	0- 2	0- 4				
0- 0	0- 0	0- 0	NEUTRAL	0- 0	0- 0	0- 0				

RPI S	Opponent	Score	RPI S	Opponent	Score	RPI S	Opponent	Score	RPI S	Opponent	Score	Team's RPI: 303
35	A Fresno St.	47 83	35	H Fresno St.	31 68	59	A California	68 66	121	A Colorado	50 86	
						76	A Louisiana Tech	66 81	127	A Nevada	48 72	
						76	H Louisiana Tech	48 92	127	H Nevada	56 64	
						77	N Mississippi	33 78	150	A Boise St.	53 75	
						86	H Pepperdine	66 83	150	H Boise St.	62 80	
									153	A New Mexico St.	35 62	
									153	H New Mexico St.	48 68	
									171	A Idaho	59 74	
									171	H Idaho	58 53	
									174	H Denver	61 66	
									188	A Hawaii	49 63	
									188	H Hawaii	68 61	
									193	H Loyola Marymount	47 66	
									212	A Utah St.	54 65	
									212	H Utah St.	46 66	
									222	A Cal St. Bakersfield	64 86	
									234	A Sacramento St.	84 81	
									238	H Cal St. Fullerton	77 79	
									274	A Santa Clara	75 64	
									294	N Fordham	64 71	
									306	H San Francisco	63 51	
									335	H Cal St. Northridge	61 62	
LAST 12 Division I GAMES:												
153	A New Mexico St.	35 62	212	H Utah St.	46 66							
35	A Fresno St.	47 83	127	A Nevada	48 72							
171	A Idaho	59 74	153	H New Mexico St.	48 68							
150	H Boise St.	62 80	35	H Fresno St.	31 68							
188	H Hawaii	68 61	188	A Hawaii	49 63							
76	A Louisiana Tech	66 81	171	H Idaho	58 53							

Non-Div I Games:

San Jose St.

Santa Clara

Through Games Of Sunday, March 14, 2010

Average RPI Win:	247	WON-LOST	WINNING	LAST 12	STRENGTH OF	OPP. STRENGTH	TEAM	ADJ.	CONF.	ADJ CONF.
Average RPI Loss:	133	RECORD	PCT. RANK	GAMES	SCHEDULE	OF SCHEDULE	RPI	RPI	RPI	RPI
DIV. I ONLY	4- 27	336	2- 10	70	180	276	274	13	13	
DIV. I NON-CONF.	1- 13	336	0- 0	87	211	294	293	13	13	
TOTALS	RPI 1-25	RPI 26-50	W-L RECORDS	RPI 51-100	RPI 101-150	RPI 150+				
4- 27	0- 2	0- 4	OVERALL	0- 7	0- 2	4- 12				
1- 12	0- 0	0- 1	HOME	0- 3	0- 0	1- 8				
1- 14	0- 1	0- 3	AWAY	0- 4	0- 2	1- 4				
2- 1	0- 1	0- 0	NEUTRAL	0- 0	0- 0	2- 0				
1- 13	0- 2	0- 1	NON-CONFERENCE	0- 3	0- 2	1- 5				
0- 6	0- 0	0- 0	HOME	0- 1	0- 0	0- 5				
1- 6	0- 1	0- 1	AWAY	0- 2	0- 2	1- 0				
0- 1	0- 1	0- 0	NEUTRAL	0- 0	0- 0	0- 0				
3- 14	0- 0	0- 3	CONFERENCE	0- 4	0- 0	3- 7				
1- 6	0- 0	0- 1	HOME	0- 2	0- 0	1- 3				
0- 8	0- 0	0- 2	AWAY	0- 2	0- 0	0- 4				
2- 0	0- 0	0- 0	NEUTRAL	0- 0	0- 0	2- 0				

RPI	S	Opponent	Score	RPI	S	Opponent	Score	RPI	S	Opponent	Score	RPI	S	Opponent	Score	Team's RPI: 274
10	A	West Virginia	55 78	30	A	Gonzaga	43 81	71	H	Utah	54 59	114	A	Robert Morris	56 57	
22	N	UCLA	51 77	30	A	Gonzaga	47 87	73	A	St. Mary's (CA)	55 83	150	A	Boise St.	67 75	
				30	H	Gonzaga	52 83	73	H	St. Mary's (CA)	62 69	151	H	UC Davis	56 74	
				43	A	Iowa	51 67	86	A	Pepperdine	51 65	170	A	Portland	65 73	
								86	H	Pepperdine	67 83	170	H	Portland	64 67	
								95	A	Minnesota	51 91	170	N	Portland	74 61	
								100	A	Oregon	71 88	182	H	Cal Poly	55 63	
												185	A	San Diego	44 60	
												185	H	San Diego	58 67	
												185	N	San Diego	68 67	
												193	A	Loyola Marymount	61 73	
												193	H	Loyola Marymount	56 60	
												222	H	Cal St. Bakersfield	76 78	
												303	H	San Jose St.	64 75	
												306	A	San Francisco	52 58	
												306	H	San Francisco	54 47	
												312	H	South Dakota	66 69	
												326	A	Pacific	74 69	
LAST 12 Division I GAMES:																
30	A	Gonzaga	47 87	86	A	Pepperdine	51 65									
170	N	Portland	74 61	193	A	Loyola Marymount	61 73									
185	N	San Diego	68 67	185	H	San Diego	58 67									
170	H	Portland	64 67	73	H	St. Mary's (CA)	62 69									
30	H	Gonzaga	52 83	170	A	Portland	65 73									
306	A	San Francisco	52 58	30	A	Gonzaga	43 81									

Non-Div I Games: Sonoma St. 73 43

Santa Clara

Loss, Non-Conf, S Site, H Home A Away N Neutral

Average RPI Win:	303	WON-LOST	WINNING	LAST 12	STRENGTH OF	OPP. STRENGTH	TEAM	ADJ.	CONF.	ADJ CONF.
Average RPI Loss:	209	RECORD	PCT. RANK	GAMES	SCHEDULE	OF SCHEDULE	RPI	RPI	RPI	RPI
DIV. I ONLY	6- 20	308	1- 10	321	302	329	330	31	31	
DIV. I NON-CONF.	6- 16	271	1- 6	265	321	302	311	30	30	
TOTALS	RPI 1-25	RPI 26-50	W-L RECORDS	RPI 51-100	RPI 101-150	RPI 150+				
6- 20	0- 1	0- 1	OVERALL	0- 1	0- 2	6- 15				
4- 9	0- 1	0- 0	HOME	0- 0	0- 0	4- 8				
1- 10	0- 0	0- 1	AWAY	0- 1	0- 2	1- 6				
1- 1	0- 0	0- 0	NEUTRAL	0- 0	0- 0	1- 1				
6- 16	0- 1	0- 1	NON-CONFERENCE	0- 1	0- 2	6- 11				
4- 7	0- 1	0- 0	HOME	0- 0	0- 0	4- 6				
1- 8	0- 0	0- 1	AWAY	0- 1	0- 2	1- 4				
1- 1	0- 0	0- 0	NEUTRAL	0- 0	0- 0	1- 1				
0- 4	0- 0	0- 0	CONFERENCE	0- 0	0- 0	0- 4				
0- 2	0- 0	0- 0	HOME	0- 0	0- 0	0- 2				
0- 2	0- 0	0- 0	AWAY	0- 0	0- 0	0- 2				
0- 0	0- 0	0- 0	NEUTRAL	0- 0	0- 0	0- 0				

RPI 1-25				RPI 26-50				RPI 51-100				RPI 101+ Team's RPI: 330			
RPI	S	Opponent	Score	RPI	S	Opponent	Score	RPI	S	Opponent	Score	RPI	S	Opponent	Score
25	H	Georgia	45 80	32	A	Georgia Tech	51 80	58	A	Texas Tech	40 69	115	A	Virginia Tech	41 68
												129	A	Col. of Charleston	48 68
												199	H	Coastal Caro.	35 49
												199	N	Coastal Caro.	41 57
												201	A	Florida A&M	53 60
												201	H	Florida A&M	38 41
												206	A	Charleston So.	51 66
												206	H	Charleston So.	36 69
												250	A	North Florida	42 56
												252	A	Longwood	48 79
												252	H	Longwood	36 60
												290	H	Southeastern La.	60 50
												291	A	Alabama St.	50 49
												291	H	Alabama St.	45 36
												295	A	N.C. Central	46 50
												295	H	N.C. Central	43 54
												300	H	La.-Lafayette	35 53
												308	A	South Carolina St.	50 60
												308	H	South Carolina St.	49 60
												314	H	Stetson	54 49
												315	N	Jacksonville St.	51 37
												318	H	NJIT	54 51
												343	H	Norfolk St.	45 57
LAST 12 Division I GAMES:															
252	H	Longwood	36 60	32	A	Georgia Tech	51 80	295	A	N.C. Central	46 50	206	H	Charleston So.	36 69
252	A	Longwood	48 79					300	H	La.-Lafayette	35 53	201	A	Florida A&M	53 60
115	A	Virginia Tech	41 68					308	H	South Carolina St.	49 60				
318	H	NJIT	54 51												
295	H	N.C. Central	43 54												
129	A	Col. of Charleston	48 68												

Non-Div I Games: Columbia (SC) 77 21 Morris 50 55 Allen 78 39 Edward Waters 48 42 Savannah St.

Loss, Non-Conf, S Site, H Home A Away N Neutral

Average RPI Win: 287	WON-LOST	WINNING	LAST 12	STRENGTH OF	OPP. STRENGTH	TEAM	ADJ.	CONF.	ADJ CONF.
Average RPI Loss: 177	RECORD	PCT. RANK	GAMES	SCHEDULE	OF SCHEDULE	RPI	RPI	RPI	RPI
DIV. I ONLY	4- 23	329	3- 9	166	284	321	321	31	31
DIV. I NON-CONF.	2- 16	324	1- 2	165	246	314	315	30	30
TOTALS	RPI 1-25	RPI 26-50	W-L RECORDS	RPI 51-100	RPI 101-150	RPI 150+			
4- 23	0- 1	0- 1	OVERALL	0- 3	0- 2	4- 16			
3- 8	0- 0	0- 0	HOME	0- 1	0- 1	3- 6			
1- 11	0- 0	0- 0	AWAY	0- 1	0- 1	1- 9			
0- 4	0- 1	0- 1	NEUTRAL	0- 1	0- 0	0- 1			
2- 16	0- 1	0- 1	NON-CONFERENCE	0- 2	0- 2	2- 10			
1- 6	0- 0	0- 0	HOME	0- 1	0- 1	1- 4			
1- 8	0- 0	0- 0	AWAY	0- 1	0- 1	1- 6			
0- 2	0- 1	0- 1	NEUTRAL	0- 0	0- 0	0- 0			
2- 7	0- 0	0- 0	CONFERENCE	0- 1	0- 0	2- 6			
2- 2	0- 0	0- 0	HOME	0- 0	0- 0	2- 2			
0- 3	0- 0	0- 0	AWAY	0- 0	0- 0	0- 3			
0- 2	0- 0	0- 0	NEUTRAL	0- 1	0- 0	0- 1			

RPI 1-25				RPI 26-50				RPI 51-100				RPI 101+				Team's RPI: 321
RPI	S	Opponent	Score	RPI	S	Opponent	Score	RPI	S	Opponent	Score	RPI	S	Opponent	Score	
18	N	Georgetown	54 68	40	N	Dayton	37 75	73	H	St. Mary's (CA)	56 63	145	H	Washington	53 58	
								79	A	Purdue	38 69	150	A	Boise St.	47 57	
								98	N	Fla. Gulf Coast	38 51	151	H	UC Davis	49 71	
												170	H	Portland	69 74	
												173	A	Eastern Wash.	50 67	
												182	A	Cal Poly	66 94	
												192	H	William & Mary	58 69	
												193	A	Loyola Marymount	68 74	
												209	A	North Dakota	50 66	
												209	H	North Dakota	42 66	
												215	A	Oregon St.	48 64	
												222	A	Cal St. Bakersfield	47 65	
												222	H	Cal St. Bakersfield	44 64	
												234	H	Sacramento St.	68 80	
												238	A	Cal St. Fullerton	76 82	
												249	H	Milwaukee	68 63	
												252	H	Longwood	60 51	
												261	A	UC Irvine	59 60	
												295	N	N.C. Central	58 62	
												312	A	South Dakota	53 67	
												312	H	South Dakota	52 42	
												335	A	Cal St. Northridge	69 51	
LAST 12 Division I GAMES:																
295	N	N.C. Central	58 62	173	A	Eastern Wash.	50 67	238	A	Cal St. Fullerton	76 82	252	H	Longwood	60 51	
98	N	Fla. Gulf Coast	38 51	222	H	Cal St. Bakersfield	44 64	222	A	Cal St. Bakersfield	47 65	312	A	South Dakota	53 67	
209	H	North Dakota	42 66	335	A	Cal St. Northridge	69 51	209	A	North Dakota	50 66					
312	H	South Dakota	52 42													

Non-Div I Games: Evergreen St. 82 51 Concordia (OR) 47 **50** Pacific Lutheran 75 37

Seattle

Loss, **Non-Conf**, **S Site**, **H Home** **A Away** **N Neutral**

Average RPI Win:	238	WON-LOST	WINNING	LAST 12	STRENGTH OF	OPP. STRENGTH	TEAM	ADJ.	CONF.	ADJ CONF.
Average RPI Loss:	70	RECORD	PCT. RANK	GAMES	SCHEDULE	OF SCHEDULE	RPI	RPI	RPI	RPI
DIV. I ONLY	9- 21	282	1- 11	76	71	188	191	3	3	
DIV. I NON-CONF.	8- 5	115	0- 0	297	233	177	180	5	5	
TOTALS	RPI 1-25	RPI 26-50	W-L RECORDS	RPI 51-100	RPI 101-150	RPI 150+				
9- 21	0- 7	0- 3	OVERALL	0- 6	1- 3	8- 2				
5- 9	0- 3	0- 1	HOME	0- 2	0- 2	5- 1				
3- 10	0- 4	0- 1	AWAY	0- 3	1- 1	2- 1				
1- 2	0- 0	0- 1	NEUTRAL	0- 1	0- 0	1- 0				
8- 5	0- 0	0- 2	NON-CONFERENCE	0- 0	0- 1	8- 2				
5- 1	0- 0	0- 0	HOME	0- 0	0- 0	5- 1				
2- 3	0- 0	0- 1	AWAY	0- 0	0- 1	2- 1				
1- 1	0- 0	0- 1	NEUTRAL	0- 0	0- 0	1- 0				
1- 16	0- 7	0- 1	CONFERENCE	0- 6	1- 2	0- 0				
0- 8	0- 3	0- 1	HOME	0- 2	0- 2	0- 0				
1- 7	0- 4	0- 0	AWAY	0- 3	1- 0	0- 0				
0- 1	0- 0	0- 0	NEUTRAL	0- 1	0- 0	0- 0				

RPI	S	Opponent	Score	RPI	S	Opponent	Score	RPI	S	Opponent	Score	RPI	S	Opponent	Score	Team's RPI: 191
1	H	Connecticut	24 91	31	H	DePaul	69 73	57	A	Marquette	44 69	103	H	South Fla.	38 53	
7	H	Notre Dame	47 72	32	N	Georgia Tech	51 57	67	H	Syracuse	38 79	121	A	Colorado	54 80	
10	A	West Virginia	31 53	34	A	North Carolina St.	57 68	67	N	Syracuse	42 65	125	A	Villanova	53 49	
18	A	Georgetown	49 71					78	H	Louisville	49 72	128	H	Cincinnati	47 64	
20	A	St. John's (NY)	40 60					81	A	Providence	61 75	151	H	UC Davis	58 54	
20	H	St. John's (NY)	45 66					96	A	Pittsburgh	57 78	180	A	Marshall	53 52	
24	A	Rutgers	44 54									213	H	Arkansas St.	76 52	
												242	H	Morgan St.	55 58	
												243	A	Rhode Island	50 52	
												267	N	Brown	58 57	
												273	H	St. Peter's	54 52	
												275	H	New Hampshire	54 45	
												328	H	Delaware St.	74 50	
												332	A	Rider	63 49	
LAST 12 Division I GAMES:																
67	N	Syracuse	42 65	24	A	Rutgers	44 54									
18	A	Georgetown	49 71	20	H	St. John's (NY)	45 66									
7	H	Notre Dame	47 72	125	A	Villanova	53 49									
78	H	Louisville	49 72	10	A	West Virginia	31 53									
96	A	Pittsburgh	57 78	128	H	Cincinnati	47 64									
103	H	South Fla.	38 53	31	H	DePaul	69 73									

Non-Div I Games:

Seton Hall

■ Loss,
■ Non-Conf,
■ S Site,
■ H Home
■ A Away
N Neutral

Average RPI Win: 244	WON-LOST	WINNING	LAST 12	STRENGTH OF	OPP. STRENGTH	TEAM	ADJ.	CONF.	ADJ CONF.
Average RPI Loss: 185	RECORD	PCT. RANK	GAMES	SCHEDULE	OF SCHEDULE	RPI	RPI	RPI	RPI
DIV. I ONLY	11- 18	246	4- 8	243	260	260	260	21	21
DIV. I NON-CONF.	2- 7	295	0- 0	205	238	288	292	23	24
TOTALS	RPI 1-25	RPI 26-50	W-L RECORDS	RPI 51-100	RPI 101-150	RPI 150+			
11- 18	0- 0	0- 3	OVERALL	0- 2	0- 0	11- 13			
8- 5	0- 0	0- 1	HOME	0- 1	0- 0	8- 3			
2- 11	0- 0	0- 2	AWAY	0- 1	0- 0	2- 8			
1- 2	0- 0	0- 0	NEUTRAL	0- 0	0- 0	1- 2			
2- 7	0- 0	0- 1	NON-CONFERENCE	0- 2	0- 0	2- 4			
2- 2	0- 0	0- 0	HOME	0- 1	0- 0	2- 1			
0- 4	0- 0	0- 1	AWAY	0- 1	0- 0	0- 2			
0- 1	0- 0	0- 0	NEUTRAL	0- 0	0- 0	0- 1			
9- 11	0- 0	0- 2	CONFERENCE	0- 0	0- 0	9- 9			
6- 3	0- 0	0- 1	HOME	0- 0	0- 0	6- 2			
2- 7	0- 0	0- 1	AWAY	0- 0	0- 0	2- 6			
1- 1	0- 0	0- 0	NEUTRAL	0- 0	0- 0	1- 1			

RPI 1-25			RPI 26-50			RPI 51-100			RPI 101+ Team's RPI: 260		
RPI	S	Opponent	Score	RPI	S	Opponent	Score	RPI	S	Opponent	Score
				37	A	James Madison	57 85	63	A	Illinois	53 85
				49	A	Marist	52 71	90	H	Eastern Mich.	55 77
				49	H	Marist	58 71				
LAST 12 Division I GAMES:											
				169	N	Iona	43 59	175	H	Fairfield	50 51
				332	N	Rider	45 25	273	H	St. Peter's	45 53
				233	A	Loyola (MD)	50 68	169	H	Iona	75 67
				332	A	Rider	58 48	214	A	Manhattan	53 74
				49	A	Marist	52 71	258	A	Canisius	41 51
				214	H	Manhattan	53 51	217	A	Niagara	63 65
								325	A	Northern Ariz.	62 71
								332	A	Rider	58 48
								332	H	Rider	57 43
								332	N	Rider	45 25

Non-Div I Games:

Siena

■ Loss,
 ■ Non-Conf,
 ■ S Site,
 ■ H Home
 ■ A Away
 N Neutral

Average RPI Win: 229	WON-LOST	WINNING	LAST 12	STRENGTH OF	OPP. STRENGTH	TEAM	ADJ.	CONF.	ADJ CONF.
Average RPI Loss: 142	RECORD	PCT. RANK	GAMES	SCHEDULE	OF SCHEDULE	RPI	RPI	RPI	RPI
DIV. I ONLY	14- 16	184	3- 9	185	187	194	196	15	15
DIV. I NON-CONF.	4- 6	210	0- 0	296	253	263	264	16	16
TOTALS	RPI 1-25	RPI 26-50	W-L RECORDS	RPI 51-100	RPI 101-150	RPI 150+			
14- 16	0- 2	0- 1	OVERALL	2- 3	0- 1	12- 9			
7- 7	0- 1	0- 1	HOME	2- 1	0- 1	5- 3			
6- 6	0- 1	0- 0	AWAY	0- 1	0- 0	6- 4			
1- 3	0- 0	0- 0	NEUTRAL	0- 1	0- 0	1- 2			
4- 6	0- 0	0- 1	NON-CONFERENCE	0- 1	0- 1	4- 3			
2- 3	0- 0	0- 1	HOME	0- 1	0- 1	2- 0			
2- 1	0- 0	0- 0	AWAY	0- 0	0- 0	2- 1			
0- 2	0- 0	0- 0	NEUTRAL	0- 0	0- 0	0- 2			
10- 10	0- 2	0- 0	CONFERENCE	2- 2	0- 0	8- 6			
5- 4	0- 1	0- 0	HOME	2- 0	0- 0	3- 3			
4- 5	0- 1	0- 0	AWAY	0- 1	0- 0	4- 3			
1- 1	0- 0	0- 0	NEUTRAL	0- 1	0- 0	1- 0			

RPI	S	Opponent	Score	RPI	S	Opponent	Score	RPI	S	Opponent	Score	RPI	S	Opponent	Score	Team's RPI: 196
23	A	Middle Tenn.	78 100	41	H	Tulane	71 73	56	H	UALR	58 49	137	H	Memphis	50 55	
23	H	Middle Tenn.	52 100					69	H	Auburn	50 71	164	A	FIU	61 51	
								82	A	Western Ky.	61 67	164	H	FIU	50 62	
								82	H	Western Ky.	88 78	167	A	Fla. Atlantic	68 58	
								82	N	Western Ky.	67 72	167	H	Fla. Atlantic	55 62	
												174	A	Denver	68 71	
												174	H	Denver	61 64	
												190	H	Southern U.	64 55	
												192	N	William & Mary	40 46	
												213	H	Arkansas St.	68 67	
												224	A	New Orleans	47 68	
												226	A	Southern Miss.	53 72	
												239	A	North Texas	66 78	
												249	N	Milwaukee	54 72	
												251	A	Troy	59 57	
												251	H	Troy	81 68	
												278	A	La.-Monroe	74 62	
												292	H	Western Ill.	74 44	
												300	H	La.-Lafayette	79 59	
												300	N	La.-Lafayette	82 76	
												331	A	Lipscomb	61 50	
												337	A	Nicholls St.	63 50	
LAST 12 Division I GAMES:																
		82	N	Western Ky.	67 72			164	H	FIU	50 62					
		300	N	La.-Lafayette	82 76			23	H	Middle Tenn.	52 100					
		174	H	Denver	61 64			224	A	New Orleans	47 68					
		23	A	Middle Tenn.	78 100			251	A	Troy	59 57					
		82	A	Western Ky.	61 67			167	H	Fla. Atlantic	55 62					
		300	H	La.-Lafayette	79 59			174	A	Denver	68 71					

Non-Div I Games: Spring Hill 100 44

South Ala.

■ Loss,
 ■ Non-Conf, S Site,
 ■ Home
 ■ Away
 N Neutral

South Carolina

Through Games Of Sunday, March 14, 2010

Average RPI Win:	92	WON-LOST	WINNING	LAST 12	STRENGTH OF	OPP. STRENGTH	TEAM	ADJ.	CONF.	ADJ CONF.
Average RPI Loss:	47	RECORD	PCT. RANK	GAMES	SCHEDULE	OF SCHEDULE	RPI	RPI	RPI	RPI
DIV. I ONLY	14- 15	177	4- 8	12	6	55	53	4	4	
DIV. I NON-CONF.	7- 5	130	0- 0	33	6	64	64	3	3	
TOTALS	RPI 1-25	RPI 26-50	W-L RECORDS	RPI 51-100	RPI 101-150	RPI 150+				
14- 15	3- 6	1- 4	OVERALL	6- 3	1- 2	3- 0				
7- 5	1- 2	1- 2	HOME	4- 0	0- 1	1- 0				
5- 5	2- 2	0- 1	AWAY	1- 2	1- 0	1- 0				
2- 5	0- 2	0- 1	NEUTRAL	1- 1	0- 1	1- 0				
7- 5	0- 2	1- 1	NON-CONFERENCE	3- 1	1- 1	2- 0				
4- 0	0- 0	1- 0	HOME	2- 0	0- 0	1- 0				
1- 1	0- 0	0- 0	AWAY	0- 1	1- 0	0- 0				
2- 4	0- 2	0- 1	NEUTRAL	1- 0	0- 1	1- 0				
7- 10	3- 4	0- 3	CONFERENCE	3- 2	0- 1	1- 0				
3- 5	1- 2	0- 2	HOME	2- 0	0- 1	0- 0				
4- 4	2- 2	0- 1	AWAY	1- 1	0- 0	1- 0				
0- 1	0- 0	0- 0	NEUTRAL	0- 1	0- 0	0- 0				

RPI	S	Opponent	Score	RPI	S	Opponent	Score	RPI	S	Opponent	Score	RPI	S	Opponent	Score
3	A	Tennessee	62 79	29	A	LSU	52 69	52	N	San Diego St.	58 55	116	H	Arkansas	68 72
3	H	Tennessee	55 60	29	H	LSU	58 70	69	A	Auburn	61 58	119	A	Charlotte	70 66
7	N	Notre Dame	55 78	34	H	North Carolina St.	74 71	69	H	Auburn	63 49	132	N	Boston U.	67 68
8	N	Oklahoma	67 75	38	N	North Carolina	85 93	77	H	Mississippi	64 50	166	A	Alabama	80 68
19	A	Kentucky	50 71	45	H	Mississippi St.	53 55	77	N	Mississippi	63 64	183	H	High Point	70 52
19	H	Kentucky	79 71					85	A	Florida	56 59	267	N	Brown	73 46
21	A	Vanderbilt	73 70					88	H	Penn St.	63 56				
25	A	Georgia	52 42					91	A	Clemson	92 94				
25	H	Georgia	49 65					94	H	Wake Forest	62 52				
LAST 12 Division I GAMES:															
77	N	Mississippi	63 64	25	A	Georgia	52 42								
21	A	Vanderbilt	73 70	69	A	Auburn	61 58								
25	H	Georgia	49 65	3	H	Tennessee	55 60								
19	A	Kentucky	50 71	77	H	Mississippi	64 50								
116	H	Arkansas	68 72	85	A	Florida	56 59								
45	H	Mississippi St.	53 55	29	A	LSU	52 69								

Non-Div I Games:

South Carolina

Loss, Non-Conf, S Site, H Home A Away N Neutral

Average RPI Win: 290				WON-LOST	WINNING	LAST 12	STRENGTH OF		OPP. STRENGTH	TEAM	ADJ.	CONF.	ADJ CONF.
Average RPI Loss: 233				RECORD	PCT. RANK	GAMES	SCHEDULE		OF SCHEDULE	RPI	RPI	RPI	RPI
DIV. I ONLY				14- 19	216	8- 4	338		343	302	308	29	29
DIV. I NON-CONF.				6- 7	177	1- 0	345		344	335	335	31	31
TOTALS				RPI 1-25	RPI 26-50		W-L RECORDS		RPI 51-100	RPI 101-150		RPI 150+	
14- 19				0- 0	0- 0		OVERALL		0- 0	1- 4		13- 15	
7- 7				0- 0	0- 0		HOME		0- 0	0- 2		7- 5	
4- 10				0- 0	0- 0		AWAY		0- 0	0- 1		4- 9	
3- 2				0- 0	0- 0		NEUTRAL		0- 0	1- 1		2- 1	
6- 7				0- 0	0- 0		NON-CONFERENCE		0- 0	0- 0		6- 7	
4- 2				0- 0	0- 0		HOME		0- 0	0- 0		4- 2	
2- 4				0- 0	0- 0		AWAY		0- 0	0- 0		2- 4	
0- 1				0- 0	0- 0		NEUTRAL		0- 0	0- 0		0- 1	
8- 12				0- 0	0- 0		CONFERENCE		0- 0	1- 4		7- 8	
3- 5				0- 0	0- 0		HOME		0- 0	0- 2		3- 3	
2- 6				0- 0	0- 0		AWAY		0- 0	0- 1		2- 5	
3- 1				0- 0	0- 0		NEUTRAL		0- 0	1- 1		2- 0	

[illegible]

Non-Div I Games:

South Carolina St.

■ Loss, ■ Non-Conf, S Site, H Home A Away N Neutral

S
o
u
t
h
C
a
r
o
l
i
n
a
s
t
.

RPI S Opponent South Carolina St.
Score

Through Games Of Sunday, March 14, 2010

RPI	S	Opponent	Score	
328	A	Delaware St.	50	51
330	A	Savannah St.	60	49
330	H	Savannah St.	60	50
342	A	Winston-Salem	66	55
342	H	Winston-Salem	58	47
343	A	Norfolk St.	63	51
343	H	Norfolk St.	74	73

S
o
u
t
h
C
a
r
o
l
i
n
a
s
t
.

South Carolina st.
S
t
.

South Dakota

Through Games Of Sunday, March 14, 2010

Average RPI Win:	306	WON-LOST	WINNING	LAST 12	STRENGTH OF	OPP. STRENGTH	TEAM	ADJ.	CONF.	ADJ CONF.
Average RPI Loss:	203	RECORD	PCT. RANK	GAMES	SCHEDULE	OF SCHEDULE	RPI	RPI	RPI	RPI
DIV. I ONLY	11- 16	229	6- 5	343	304	311	312	31	31	
DIV. I NON-CONF.	7- 11	219	4- 4	247	335	257	262	30	30	
TOTALS	RPI 1-25	RPI 26-50	W-L RECORDS	RPI 51-100	RPI 101-150	RPI 150+				
11- 16	0- 1	0- 1	OVERALL	0- 1	0- 2	11- 11				
6- 3	0- 0	0- 0	HOME	0- 1	0- 0	6- 2				
4- 12	0- 1	0- 1	AWAY	0- 0	0- 2	4- 8				
1- 1	0- 0	0- 0	NEUTRAL	0- 0	0- 0	1- 1				
7- 11	0- 1	0- 1	NON-CONFERENCE	0- 1	0- 2	7- 6				
3- 2	0- 0	0- 0	HOME	0- 1	0- 0	3- 1				
3- 9	0- 1	0- 1	AWAY	0- 0	0- 2	3- 5				
1- 0	0- 0	0- 0	NEUTRAL	0- 0	0- 0	1- 0				
4- 5	0- 0	0- 0	CONFERENCE	0- 0	0- 0	4- 5				
3- 1	0- 0	0- 0	HOME	0- 0	0- 0	3- 1				
1- 3	0- 0	0- 0	AWAY	0- 0	0- 0	1- 3				
0- 1	0- 0	0- 0	NEUTRAL	0- 0	0- 0	0- 1				

RPI 1-25				RPI 26-50				RPI 51-100				RPI 101+ Team's RPI: 312			
RPI	S	Opponent	Score	RPI	S	Opponent	Score	RPI	S	Opponent	Score	RPI	S	Opponent	Score
4	A	Nebraska	38 77	26	A	Iowa St.	43 68	70	H	Green Bay	40 53	105	A	South Dakota St.	48 67
												117	A	UNI	60 80
												156	A	Wichita St.	60 65
												178	A	Colorado St.	47 52
												209	A	North Dakota	72 57
												209	H	North Dakota	51 54
												209	N	North Dakota	60 70
												265	A	SIU Edwardsville	51 62
												265	H	SIU Edwardsville	63 52
												274	A	Santa Clara	69 66
												305	A	Tex.-Pan American	57 60
												305	H	Tex.-Pan American	56 57
												309	A	Chicago St.	61 72
												309	H	Chicago St.	73 49
												318	A	NJIT	53 55
												318	H	NJIT	59 48
												318	N	NJIT	57 49
												321	A	Seattle	42 52
												321	H	Seattle	67 53
												335	A	Cal St. Northridge	47 46
												336	A	Utah Valley	65 56
												336	H	Utah Valley	68 39
												344	A	Houston Baptist	70 74
												344	H	Houston Baptist	76 45
LAST 12 Division I GAMES:															
209	N	North Dakota	60 70	318	A	NJIT	53 55	265	H	SIU Edwardsville	63 52	336	H	Utah Valley	68 39
318	N	NJIT	57 49	336	H	Utah Valley	68 39	105	A	South Dakota St.	48 67	344	A	Houston Baptist	70 74
318	H	NJIT	59 48	309	H	Chicago St.	73 49	321	A	Seattle	42 52				
344	H	Houston Baptist	76 45												
305	H	Tex.-Pan American	56 57												
309	A	Chicago St.	61 72												

Non-Div I Games: Iowa Wesleyan 71 56 Black Hills St. 67 49 Mt. Marty 67 52 Sioux Falls 62 39 South Dakota

Loss, Non-Conf, S Site, H Home A Away N Neutral

Average RPI Win:	237	WON-LOST	WINNING	LAST 12	STRENGTH OF	OPP. STRENGTH	TEAM	ADJ.	CONF.	ADJ CONF.
Average RPI Loss:	103	RECORD	PCT. RANK	GAMES	SCHEDULE	OF SCHEDULE	RPI	RPI	RPI	RPI
DIV. I ONLY	22- 10	60	11- 1	159	266	111	105	30	30	
DIV. I NON-CONF.	5- 6	184	1- 0	5	31	68	68	28	28	
TOTALS	RPI 1-25	RPI 26-50	W-L RECORDS	RPI 51-100	RPI 101-150	RPI 150+				
22- 10	1- 1	1- 2	OVERALL	0- 3	3- 2	17- 2				
12- 2	1- 0	1- 0	HOME	0- 1	1- 1	9- 0				
6- 7	0- 0	0- 2	AWAY	0- 2	0- 1	6- 2				
4- 1	0- 1	0- 0	NEUTRAL	0- 0	2- 0	2- 0				
5- 6	1- 1	1- 2	NON-CONFERENCE	0- 3	2- 0	1- 0				
4- 1	1- 0	1- 0	HOME	0- 1	1- 0	1- 0				
0- 4	0- 0	0- 2	AWAY	0- 2	0- 0	0- 0				
1- 1	0- 1	0- 0	NEUTRAL	0- 0	1- 0	0- 0				
17- 4	0- 0	0- 0	CONFERENCE	0- 0	1- 2	16- 2				
8- 1	0- 0	0- 0	HOME	0- 0	0- 1	8- 0				
6- 3	0- 0	0- 0	AWAY	0- 0	0- 1	6- 2				
3- 0	0- 0	0- 0	NEUTRAL	0- 0	1- 0	2- 0				

RPI 1-25			RPI 26-50			RPI 51-100			RPI 101+ Team's RPI: 105		
RPI	S	Opponent	Score	RPI	S	Opponent	Score	RPI	S	Opponent	Score
17	N	Virginia	66 78	30	H	Gonzaga	75 71	66	A	Arizona St.	64 73
23	H	Middle Tenn.	87 61	43	A	Iowa	69 82	71	A	Utah	58 62
				50	A	Illinois St.	67 79	82	H	Western Ky.	74 81
LAST 12 Division I GAMES:											
140	N	Oral Roberts	79 75	235	A	IPFW	76 65	117	H	UNI	71 58
292	N	Western Ill.	67 39	312	H	South Dakota	67 48	119	N	Charlotte	60 56
235	N	IPFW	93 52	218	H	North Dakota St.	74 49	140	A	Oral Roberts	75 86
292	H	Western Ill.	93 47	334	H	Southern Utah	93 59	140	H	Oral Roberts	72 81
339	H	IUPUI	77 55	223	A	UMKC	76 47	140	N	Oral Roberts	79 75
195	A	Oakland	68 81	223	H	UMKC	76 47	195	A	Oakland	68 81
				235	A	IPFW	76 65	195	H	Oakland	66 59
				235	H	IPFW	83 62	218	A	North Dakota St.	67 49
				235	N	IPFW	93 52	218	H	North Dakota St.	74 49
				292	A	Western Ill.	74 53	223	A	UMKC	64 67
				292	H	Western Ill.	93 47	223	H	UMKC	76 47
				292	N	Western Ill.	67 39	235	A	IPFW	76 65
				312	H	South Dakota	67 48	235	H	IPFW	83 62
				334	A	Southern Utah	59 45	235	N	IPFW	93 52
				334	H	Southern Utah	93 59	292	A	Western Ill.	74 53
				339	A	IUPUI	85 77	292	H	Western Ill.	93 47
				339	H	IUPUI	77 55	292	N	Western Ill.	67 39
				345	A	Centenary (LA)	92 50	312	H	South Dakota	67 48
				345	H	Centenary (LA)	82 35	334	A	Southern Utah	59 45
								334	H	Southern Utah	93 59
								339	A	IUPUI	85 77
								339	H	IUPUI	77 55
								345	A	Centenary (LA)	92 50
								345	H	Centenary (LA)	82 35

Non-Div I Games:

South Dakota St.

■ Loss,
 ■ Non-Conf, S Site,
 ■ Home
 ■ Away
 N Neutral

Average RPI Win:	182	WON-LOST	WINNING	LAST 12	STRENGTH OF	OPP. STRENGTH	TEAM	ADJ.	CONF.	ADJ CONF.
Average RPI Loss:	54	RECORD	PCT. RANK	GAMES	SCHEDULE	OF SCHEDULE	RPI	RPI	RPI	RPI
DIV. I ONLY	15- 15	165	4- 8	51	72	99	103	3	3	
DIV. I NON-CONF.	9- 4	80	0- 0	179	255	103	105	5	5	
TOTALS	RPI 1-25	RPI 26-50	W-L RECORDS	RPI 51-100	RPI 101-150	RPI 150+				
15- 15	0- 7	0- 2	OVERALL	3- 4	3- 1	9- 1				
9- 8	0- 3	0- 2	HOME	2- 2	2- 0	5- 1				
5- 6	0- 4	0- 0	AWAY	1- 2	1- 0	3- 0				
1- 1	0- 0	0- 0	NEUTRAL	0- 0	0- 1	1- 0				
9- 4	0- 0	0- 1	NON-CONFERENCE	0- 2	1- 0	8- 1				
6- 3	0- 0	0- 1	HOME	0- 1	1- 0	5- 1				
2- 1	0- 0	0- 0	AWAY	0- 1	0- 0	2- 0				
1- 0	0- 0	0- 0	NEUTRAL	0- 0	0- 0	1- 0				
6- 11	0- 7	0- 1	CONFERENCE	3- 2	2- 1	1- 0				
3- 5	0- 3	0- 1	HOME	2- 1	1- 0	0- 0				
3- 5	0- 4	0- 0	AWAY	1- 1	1- 0	1- 0				
0- 1	0- 0	0- 0	NEUTRAL	0- 0	0- 1	0- 0				

RPI	S	Opponent	Score	RPI	S	Opponent	Score	RPI	S	Opponent	Score	RPI	S	Opponent	Score	Team's RPI: 103
1	A	Connecticut	42 84	31	H	DePaul	61 75	57	A	Marquette	50 63	125	H	Villanova	61 51	
7	A	Notre Dame	64 81	41	H	Tulane	72 76	67	H	Syracuse	73 64	128	A	Cincinnati	64 47	
10	H	West Virginia	45 54					78	A	Louisville	63 60	128	N	Cincinnati	51 63	
18	A	Georgetown	50 54					81	H	Providence	62 72	145	H	Washington	61 50	
18	H	Georgetown	52 66					83	H	East Carolina	60 63	152	H	St. Francis (PA)	86 74	
20	A	St. John's (NY)	55 57					94	A	Wake Forest	45 62	191	A	Seton Hall	53 38	
24	H	Rutgers	52 60					96	H	Pittsburgh	68 51	193	A	Loyola Marymount	77 71	
												201	H	Florida A&M	68 73	
												202	N	Montana	63 53	
												250	H	North Florida	62 48	
												261	A	UC Irvine	78 66	
												273	H	St. Peter's	88 72	
												280	H	Jacksonville	76 64	
												295	H	N.C. Central	79 37	
LAST 12 Division I GAMES:																
128	N	Cincinnati	51 63	191	A	Seton Hall	53 38									
31	H	DePaul	61 75	57	A	Marquette	50 63									
78	A	Louisville	63 60	24	H	Rutgers	52 60									
81	H	Providence	62 72	125	H	Villanova	61 51									
10	H	West Virginia	45 54	128	A	Cincinnati	64 47									
18	A	Georgetown	50 54	20	A	St. John's (NY)	55 57									

Non-Div I Games:

South Fla.

■ Loss,
 ■ Non-Conf,
 ■ S Site,
 ■ Home
 ■ A Away
 N Neutral

Average RPI Win:	278	WON-LOST	WINNING	LAST 12	STRENGTH OF	OPP. STRENGTH	TEAM	ADJ.	CONF.	ADJ CONF.
Average RPI Loss:	204	RECORD	PCT. RANK	GAMES	SCHEDULE	OF SCHEDULE	RPI	RPI	RPI	RPI
DIV. I ONLY	5- 21	321	1- 11	224	328	323	324	28	28	
DIV. I NON-CONF.	1- 7	323	0- 1	67	286	269	269	29	29	
TOTALS	RPI 1-25	RPI 26-50	W-L RECORDS	RPI 51-100	RPI 101-150	RPI 150+				
5- 21	0- 0	0- 0	OVERALL	0- 2	0- 4	5- 15				
3- 10	0- 0	0- 0	HOME	0- 1	0- 1	3- 8				
2- 11	0- 0	0- 0	AWAY	0- 1	0- 3	2- 7				
0- 0	0- 0	0- 0	NEUTRAL	0- 0	0- 0	0- 0				
1- 7	0- 0	0- 0	NON-CONFERENCE	0- 2	0- 2	1- 3				
1- 3	0- 0	0- 0	HOME	0- 1	0- 0	1- 2				
0- 4	0- 0	0- 0	AWAY	0- 1	0- 2	0- 1				
0- 0	0- 0	0- 0	NEUTRAL	0- 0	0- 0	0- 0				
4- 14	0- 0	0- 0	CONFERENCE	0- 0	0- 2	4- 12				
2- 7	0- 0	0- 0	HOME	0- 0	0- 1	2- 6				
2- 7	0- 0	0- 0	AWAY	0- 0	0- 1	2- 6				
0- 0	0- 0	0- 0	NEUTRAL	0- 0	0- 0	0- 0				

RPI S	Opponent	Score	RPI S	Opponent	Score	RPI S	Opponent	Score	RPI S	Opponent	Score	Team's RPI: 324
						56	A UALR	55 87	101	A Missouri St.	46 72	
						70	H Green Bay	50 88	142	A Indiana St.	28 72	
									148	A Eastern Ill.	39 67	
									148	H Eastern Ill.	41 71	
									161	A Morehead St.	37 75	
									161	H Morehead St.	50 65	
									176	A Austin Peay	63 76	
									176	H Austin Peay	60 77	
									200	H Texas-Arlington	54 66	
									221	A Central Ark.	64 72	
									226	H Southern Miss.	73 63	
									264	A Eastern Ky.	43 41	
									264	H Eastern Ky.	45 50	
									265	H SIU Edwardsville	57 59	
									270	A Tennessee Tech	56 59	
									270	H Tennessee Tech	61 56	
									281	A Murray St.	52 61	
									281	H Murray St.	72 90	
									285	A UT Martin	43 65	
									285	H UT Martin	46 49	
									301	A Tennessee St.	50 54	
									301	H Tennessee St.	63 76	
									315	A Jacksonville St.	52 47	
									315	H Jacksonville St.	56 53	
LAST 12 Division I GAMES:												
			176	H Austin Peay	60 77		148	H Eastern Ill.	41 71			
			301	H Tennessee St.	63 76		265	H SIU Edwardsville	57 59			
			285	A UT Martin	43 65		270	A Tennessee Tech	56 59			
			281	A Murray St.	52 61		315	A Jacksonville St.	52 47			
			161	H Morehead St.	50 65		281	H Murray St.	72 90			
			264	H Eastern Ky.	45 50		285	H UT Martin	46 49			

Non-Div I Games: Mo.-St. Louis 66 53 Bethel (TN) 73 60

Southeast Mo. St.

Loss, Non-Conf, S Site, H Home A Away N Neutral

Average RPI Win:	306	WON-LOST	WINNING	LAST 12	STRENGTH OF	OPP. STRENGTH	TEAM	ADJ.	CONF.	ADJ CONF.
Average RPI Loss:	176	RECORD	PCT. RANK	GAMES	SCHEDULE	OF SCHEDULE	RPI	RPI	RPI	RPI
DIV. I ONLY	9- 18	270	4- 8	273	316	290	290	26	26	
DIV. I NON-CONF.	4- 8	240	1- 1	199	326	255	258	26	25	
TOTALS	RPI 1-25	RPI 26-50	W-L RECORDS	RPI 51-100	RPI 101-150	RPI 150+				
9- 18	0- 0	0- 2	OVERALL	0- 1	0- 3	9- 12				
5- 7	0- 0	0- 1	HOME	0- 0	0- 1	5- 5				
4- 10	0- 0	0- 1	AWAY	0- 1	0- 1	4- 7				
0- 1	0- 0	0- 0	NEUTRAL	0- 0	0- 1	0- 0				
4- 8	0- 0	0- 2	NON-CONFERENCE	0- 1	0- 0	4- 5				
3- 2	0- 0	0- 1	HOME	0- 0	0- 0	3- 1				
1- 6	0- 0	0- 1	AWAY	0- 1	0- 0	1- 4				
0- 0	0- 0	0- 0	NEUTRAL	0- 0	0- 0	0- 0				
5- 10	0- 0	0- 0	CONFERENCE	0- 0	0- 3	5- 7				
2- 5	0- 0	0- 0	HOME	0- 0	0- 1	2- 4				
3- 4	0- 0	0- 0	AWAY	0- 0	0- 1	3- 3				
0- 1	0- 0	0- 0	NEUTRAL	0- 0	0- 1	0- 0				

RPI S	Opponent	Score	RPI S	Opponent	Score	RPI S	Opponent	Score	RPI S	Opponent	Score	Team's RPI: 290
29	A LSU	27 72	77	A Mississippi	42 80	107	A Lamar	58 85				
41	H Tulane	45 81				107	N Lamar	64 88				
						144	H A&M-Corpus Christi	67 75				
						165	H UTSA	49 61				
						166	A Alabama	55 68				
						168	A Stephen F. Austin	60 85				
						168	H Stephen F. Austin	61 75				
						190	A Southern U.	55 68				
						200	H Texas-Arlington	64 74				
						221	A Central Ark.	55 75				
						221	H Central Ark.	77 50				
						224	H New Orleans	54 69				
						246	A Sam Houston St.	70 60				
						255	A Northwestern St.	59 84				
						255	H Northwestern St.	74 79				
						300	A La.-Lafayette	72 61				
						300	H La.-Lafayette	62 58				
						323	A Texas St.	44 53				
						330	A Savannah St.	50 60				
						333	A McNeese St.	61 55				
						333	H McNeese St.	60 52				
						337	A Nicholls St.	72 68				
						337	H Nicholls St.	60 49				
						345	H Centenary (LA)	65 43				
LAST 12 Division I GAMES:												
107	N Lamar	64 88	200	H Texas-Arlington	64 74							
255	A Northwestern St.	59 84	337	A Nicholls St.	72 68							
333	A McNeese St.	61 55	165	H UTSA	49 61							
221	H Central Ark.	77 50	323	A Texas St.	44 53							
144	H A&M-Corpus Christi	67 75	337	H Nicholls St.	60 49							
168	A Stephen F. Austin	60 85	221	A Central Ark.	55 75							

Non-Div I Games: William Carey 86 45 Millsaps 113 53 Spring Hill 100 55

Southeastern La.

Loss, Non-Conf, S Site, H Home A Away N Neutral

Average RPI Win:	122	WON-LOST	WINNING	LAST 12	STRENGTH OF	OPP. STRENGTH	TEAM	ADJ.	CONF.	ADJ CONF.
Average RPI Loss:	41	RECORD	PCT. RANK	GAMES	SCHEDULE	OF SCHEDULE	RPI	RPI	RPI	RPI
DIV. I ONLY	19- 12	94	6- 6	22	29	38	36	6	6	
DIV. I NON-CONF.	6- 5	144	0- 0	3	11	30	27	6	6	
TOTALS	RPI 1-25	RPI 26-50	W-L RECORDS	RPI 51-100	RPI 101-150	RPI 150+				
19- 12	2- 7	2- 2	OVERALL	5- 2	4- 0	6- 1				
10- 6	1- 3	1- 1	HOME	3- 1	2- 0	3- 1				
7- 5	0- 3	0- 1	AWAY	2- 1	2- 0	3- 0				
2- 1	1- 1	1- 0	NEUTRAL	0- 0	0- 0	0- 0				
6- 5	1- 3	2- 2	NON-CONFERENCE	0- 0	0- 0	3- 0				
3- 2	0- 1	1- 1	HOME	0- 0	0- 0	2- 0				
1- 2	0- 1	0- 1	AWAY	0- 0	0- 0	1- 0				
2- 1	1- 1	1- 0	NEUTRAL	0- 0	0- 0	0- 0				
13- 7	1- 4	0- 0	CONFERENCE	5- 2	4- 0	3- 1				
7- 4	1- 2	0- 0	HOME	3- 1	2- 0	1- 1				
6- 3	0- 2	0- 0	AWAY	2- 1	2- 0	2- 0				
0- 0	0- 0	0- 0	NEUTRAL	0- 0	0- 0	0- 0				

RPI	S	Opponent	Score	RPI	S	Opponent	Score	Team's RPI: 36	RPI	S	Opponent	Score	RPI	S	Opponent	Score
2	A	Stanford	39 77	30	A	Gonzaga	58 70		59	A	California	55 61	124	A	Arizona	81 78
2	H	Stanford	62 82	34	H	North Carolina St.	53 59		59	H	California	67 64	124	H	Arizona	55 53
5	A	Duke	72 78	35	H	Fresno St.	68 63		66	A	Arizona St.	60 56	145	A	Washington	69 65
11	H	Xavier	71 81	45	N	Mississippi St.	64 60		66	H	Arizona St.	62 52	145	H	Washington	56 51
13	N	Texas	61 54						100	A	Oregon	87 84	179	A	Washington St.	61 51
22	A	UCLA	56 74						100	H	Oregon	77 85	179	H	Washington St.	52 64
22	H	UCLA	53 59						100	H	Oregon	80 76	210	H	Dartmouth	78 46
22	H	UCLA	70 63										215	A	Oregon St.	53 50
24	N	Rutgers	51 66										215	H	Oregon St.	61 34
													222	H	Cal St. Bakersfield	93 56
													230	A	Long Beach St.	83 77
LAST 12 Division I GAMES:																
22	H	UCLA	53 59	145	H	Washington	56 51									
100	H	Oregon	80 76	179	H	Washington St.	52 64									
66	H	Arizona St.	62 52	22	A	UCLA	56 74									
124	H	Arizona	55 53	2	A	Stanford	39 77									
215	A	Oregon St.	53 50	59	A	California	55 61									
100	A	Oregon	87 84	100	H	Oregon	77 85									

Non-Div I Games:

Southern California

■ Loss,
■ Non-Conf,
■ S Site,
■ H Home
■ A Away
N Neutral

Average RPI Win:	240	WON-LOST	WINNING	LAST 12	STRENGTH OF	OPP. STRENGTH	TEAM	ADJ.	CONF.	ADJ CONF.
Average RPI Loss:	133	RECORD	PCT. RANK	GAMES	SCHEDULE	OF SCHEDULE	RPI	RPI	RPI	RPI
DIV. I ONLY	5- 24	324	2- 10	118	136	281	279	11	11	
DIV. I NON-CONF.	1- 9	327	0- 0	173	185	318	319	11	11	
TOTALS	RPI 1-25	RPI 26-50	W-L RECORDS	RPI 51-100	RPI 101-150	RPI 150+				
5- 24	0- 2	0- 2	OVERALL	0- 3	0- 7	5- 10				
4- 8	0- 1	0- 1	HOME	0- 1	0- 3	4- 2				
1- 13	0- 0	0- 1	AWAY	0- 2	0- 3	1- 7				
0- 3	0- 1	0- 0	NEUTRAL	0- 0	0- 1	0- 1				
1- 9	0- 2	0- 0	NON-CONFERENCE	0- 1	0- 0	1- 6				
1- 2	0- 1	0- 0	HOME	0- 0	0- 0	1- 1				
0- 5	0- 0	0- 0	AWAY	0- 1	0- 0	0- 4				
0- 2	0- 1	0- 0	NEUTRAL	0- 0	0- 0	0- 1				
4- 15	0- 0	0- 2	CONFERENCE	0- 2	0- 7	4- 4				
3- 6	0- 0	0- 1	HOME	0- 1	0- 3	3- 1				
1- 8	0- 0	0- 1	AWAY	0- 1	0- 3	1- 3				
0- 1	0- 0	0- 0	NEUTRAL	0- 0	0- 1	0- 0				

RPI 1-25				RPI 26-50				RPI 51-100				RPI 101+ Team's RPI: 279			
RPI	S	Opponent	Score	RPI	S	Opponent	Score	RPI	S	Opponent	Score	RPI	S	Opponent	Score
6	N	Texas A&M	58 72	50	A	Illinois St.	78 88	65	A	Creighton	41 63	101	A	Missouri St.	72 83
21	H	Vanderbilt	64 90	50	H	Illinois St.	63 80	65	H	Creighton	62 84	101	H	Missouri St.	68 69
								70	A	Green Bay	64 75	117	A	UNI	43 64
												117	H	UNI	62 71
												142	A	Indiana St.	51 63
												142	H	Indiana St.	62 70
												142	N	Indiana St.	57 73
												154	A	Drake	56 74
												154	H	Drake	80 60
												156	A	Wichita St.	57 59
												156	H	Wichita St.	63 56
												157	A	Bradley	61 72
												157	H	Bradley	45 60
												178	N	Colorado St.	53 62
												213	A	Arkansas St.	54 68
												220	A	St. Louis	45 71
												253	H	Western Mich.	77 82
												254	A	Northern Ill.	65 74
												270	A	Tennessee Tech	56 59
												281	H	Murray St.	76 71
												304	A	Evansville	65 63
												304	H	Evansville	79 68
LAST 12 Division I GAMES:															
142	N	Indiana St.	57 73	154	A	Drake	56 74								
304	A	Evansville	65 63	65	A	Creighton	41 63								
156	A	Wichita St.	57 59	157	H	Bradley	45 60								
101	A	Missouri St.	72 83	117	H	UNI	62 71								
50	H	Illinois St.	63 80	156	H	Wichita St.	63 56								
142	H	Indiana St.	62 70	101	H	Missouri St.	68 69								

Non-Div I Games:

Southern Ill.

Average RPI Win:	186	WON-LOST	WINNING	LAST 12	STRENGTH OF	OPP. STRENGTH	TEAM	ADJ.	CONF.	ADJ CONF.
Average RPI Loss:	122	RECORD	PCT. RANK	GAMES	SCHEDULE	OF SCHEDULE	RPI	RPI	RPI	RPI
DIV. I ONLY	8- 21	294	5- 7	107	109	234	226	9	9	
DIV. I NON-CONF.	3- 9	282	0- 0	163	166	256	254	9	9	
TOTALS	RPI 1-25	RPI 26-50	W-L RECORDS	RPI 51-100	RPI 101-150	RPI 150+				
8- 21	0- 1	0- 2	OVERALL	2- 6	1- 6	5- 6				
8- 6	0- 1	0- 0	HOME	2- 2	1- 2	5- 1				
0- 14	0- 0	0- 2	AWAY	0- 3	0- 4	0- 5				
0- 1	0- 0	0- 0	NEUTRAL	0- 1	0- 0	0- 0				
3- 9	0- 1	0- 1	NON-CONFERENCE	0- 3	0- 1	3- 3				
3- 3	0- 1	0- 0	HOME	0- 2	0- 0	3- 0				
0- 6	0- 0	0- 1	AWAY	0- 1	0- 1	0- 3				
0- 0	0- 0	0- 0	NEUTRAL	0- 0	0- 0	0- 0				
5- 12	0- 0	0- 1	CONFERENCE	2- 3	1- 5	2- 3				
5- 3	0- 0	0- 0	HOME	2- 0	1- 2	2- 1				
0- 8	0- 0	0- 1	AWAY	0- 2	0- 3	0- 2				
0- 1	0- 0	0- 0	NEUTRAL	0- 1	0- 0	0- 0				

RPI 1-25				RPI 26-50				RPI 51-100				RPI 101+ Team's RPI: 226			
RPI	S	Opponent	Score	RPI	S	Opponent	Score	RPI	S	Opponent	Score	RPI	S	Opponent	Score
25	H	Georgia	55 84	41	A	Tulane	63 80	54	A	Michigan	54 91	119	A	Charlotte	53 72
				45	A	Mississippi St.	52 85	56	H	UALR	40 59	136	A	UAB	60 66
								68	A	SMU	66 81	136	H	UAB	46 49
								76	H	Louisiana Tech	68 76	137	A	Memphis	85 89
								83	A	East Carolina	50 76	137	H	Memphis	57 60
								83	H	East Carolina	59 55	139	H	UTEP	74 63
								83	N	East Carolina	64 102	141	A	Tulsa	61 76
								92	H	Houston	77 68	159	H	Rice	68 60
												160	A	UCF	60 70
												160	H	UCF	72 84
												166	A	Alabama	61 87
												180	A	Marshall	56 58
												180	H	Marshall	67 39
												196	H	South Ala.	72 53
												232	A	Belmont	64 73
												299	H	Alcorn St.	69 53
												324	A	Southeast Mo. St.	63 73
												338	H	Jackson St.	89 62
LAST 12 Division I GAMES:															
				83	N	East Carolina	64 102	136	A	UAB	60 66				
				160	H	UCF	72 84	137	A	Memphis	85 89				
				68	A	SMU	66 81	180	H	Marshall	67 39				
				141	A	Tulsa	61 76	83	H	East Carolina	59 55				
				159	H	Rice	68 60	139	H	UTEP	74 63				
				92	H	Houston	77 68	41	A	Tulane	63 80				

Non-Div I Games: William Carey 81 55

Southern Miss.

Loss, Non-Conf, S Site, H Home A Away N Neutral

Average RPI Win:	296	WON-LOST	WINNING	LAST 12	STRENGTH OF	OPP. STRENGTH	TEAM	ADJ.	CONF.	ADJ CONF.
Average RPI Loss:	199	RECORD	PCT. RANK	GAMES	SCHEDULE	OF SCHEDULE	RPI	RPI	RPI	RPI
DIV. I ONLY	22- 8	43	10- 2	344	331	186	190	32	32	
DIV. I NON-CONF.	5- 4	140	0- 0	339	238	260	259	32	32	
TOTALS	RPI 1-25	RPI 26-50	W-L RECORDS	RPI 51-100	RPI 101-150	RPI 150+				
22- 8	0- 0	0- 0	OVERALL	0- 2	0- 0	22- 6				
11- 0	0- 0	0- 0	HOME	0- 0	0- 0	11- 0				
7- 6	0- 0	0- 0	AWAY	0- 1	0- 0	7- 5				
4- 2	0- 0	0- 0	NEUTRAL	0- 1	0- 0	4- 1				
5- 4	0- 0	0- 0	NON-CONFERENCE	0- 2	0- 0	5- 2				
2- 0	0- 0	0- 0	HOME	0- 0	0- 0	2- 0				
2- 2	0- 0	0- 0	AWAY	0- 1	0- 0	2- 1				
1- 2	0- 0	0- 0	NEUTRAL	0- 1	0- 0	1- 1				
17- 4	0- 0	0- 0	CONFERENCE	0- 0	0- 0	17- 4				
9- 0	0- 0	0- 0	HOME	0- 0	0- 0	9- 0				
5- 4	0- 0	0- 0	AWAY	0- 0	0- 0	5- 4				
3- 0	0- 0	0- 0	NEUTRAL	0- 0	0- 0	3- 0				

RPI S	Opponent	Score	RPI S	Opponent	Score	RPI S	Opponent	Score	RPI S	Opponent	Score	Team's RPI: 190
						59 N	California	47 78	192 N	William & Mary	41 67	
						85 A	Florida	35 62	196 A	South Ala.	55 64	
									236 A	Prairie View	48 67	
									236 H	Prairie View	55 33	
									255 H	Northwestern St.	71 52	
									259 A	Alabama A&M	62 65	
									259 H	Alabama A&M	67 57	
									271 A	Texas Southern	44 57	
									271 H	Texas Southern	61 53	
									271 N	Texas Southern	67 55	
									290 H	Southeastern La.	68 55	
									291 A	Alabama St.	44 41	
									291 H	Alabama St.	55 39	
									291 N	Alabama St.	60 47	
									297 A	Grambling	58 69	
									297 H	Grambling	65 40	
									298 A	Ark.-Pine Bluff	60 53	
									298 H	Ark.-Pine Bluff	67 50	
									298 N	Ark.-Pine Bluff	64 60	
									299 A	Alcorn St.	74 61	
									299 H	Alcorn St.	70 43	
									300 A	La.-Lafayette	62 51	
									313 A	Mississippi Val.	59 48	
									313 H	Mississippi Val.	60 44	
									337 A	Nicholls St.	56 51	
									338 A	Jackson St.	53 52	
LAST 12 Division I GAMES:												
			291 N	Alabama St.	60 47	291 A	Alabama St.	44 41				
			271 N	Texas Southern	67 55	259 A	Alabama A&M	62 65				
			298 N	Ark.-Pine Bluff	64 60	313 H	Mississippi Val.	60 44				
			271 H	Texas Southern	61 53	298 H	Ark.-Pine Bluff	67 50				
			236 H	Prairie View	55 33	338 A	Jackson St.	53 52				
			299 A	Alcorn St.	74 61	297 A	Grambling	58 69				

Non-Div I Games: Tougaloo 84 48

Southern U.

■ Loss,
 ■ Non-Conf,
 ■ S Site,
 ■ Home
 ■ Away
 N Neutral

RPI	S	Opponent	Score	
338	H	Jackson St.	73	45
339	N	IUPUI	58	32

S
o
u
t
h
e
r
n
U
.

S
o
u
t
h
e
r
n
U
.

Southern U.

Average RPI Win: 308		WON-LOST	WINNING	LAST 12	STRENGTH OF	OPP. STRENGTH	TEAM	ADJ.	CONF.	ADJ CONF.
Average RPI Loss: 205		RECORD	PCT. RANK	GAMES	SCHEDULE	OF SCHEDULE	RPI	RPI	RPI	RPI
DIV. I ONLY		7- 23	305	3- 9	334	322	335	334	30	30
DIV. I NON-CONF.		2- 9	305	0- 0	335	307	339	340	28	28
TOTALS	RPI 1-25	RPI 26-50		W-L RECORDS		RPI 51-100	RPI 101-150	RPI 150+		
7- 23	0- 0	0- 0		OVERALL		0- 0	0- 8	7- 15		
6- 8	0- 0	0- 0		HOME		0- 0	0- 4	6- 4		
1- 13	0- 0	0- 0		AWAY		0- 0	0- 3	1- 10		
0- 2	0- 0	0- 0		NEUTRAL		0- 0	0- 1	0- 1		
2- 9	0- 0	0- 0		NON-CONFERENCE		0- 0	0- 3	2- 6		
2- 3	0- 0	0- 0		HOME		0- 0	0- 2	2- 1		
0- 5	0- 0	0- 0		AWAY		0- 0	0- 1	0- 4		
0- 1	0- 0	0- 0		NEUTRAL		0- 0	0- 0	0- 1		
5- 14	0- 0	0- 0		CONFERENCE		0- 0	0- 5	5- 9		
4- 5	0- 0	0- 0		HOME		0- 0	0- 2	4- 3		
1- 8	0- 0	0- 0		AWAY		0- 0	0- 2	1- 6		
0- 1	0- 0	0- 0		NEUTRAL		0- 0	0- 1	0- 0		

[illegible]

Non-Div I Games:

Southern Utah

Loss, Non-Conf, S Site, H Home A Away N Neutral

RPI	S	Opponent	Score	
339	A	IUPUI	55	59
339	H	IUPUI	57	52
345	A	Centenary (LA)	67	53
345	H	Centenary (LA)	74	64

Southern Utah

St. Bonaventure

Through Games Of Sunday, March 14, 2010

Average RPI Win:	206	WON-LOST	WINNING	LAST 12	STRENGTH OF	OPP. STRENGTH	TEAM	ADJ.	CONF.	ADJ CONF.
Average RPI Loss:	60	RECORD	PCT. RANK	GAMES	SCHEDULE	OF SCHEDULE	RPI	RPI	RPI	RPI
DIV. I ONLY	22- 9	50	8- 4	120	120	70	72	10	10	
DIV. I NON-CONF.	12- 3	40	0- 0	167	184	70	71	10	10	
TOTALS	RPI 1-25	RPI 26-50	W-L RECORDS	RPI 51-100	RPI 101-150	RPI 150+				
22- 9	0- 3	3- 2	OVERALL	1- 1	1- 3	17- 0				
11- 3	0- 1	2- 0	HOME	1- 0	0- 2	8- 0				
9- 5	0- 2	1- 1	AWAY	0- 1	1- 1	7- 0				
2- 1	0- 0	0- 1	NEUTRAL	0- 0	0- 0	2- 0				
12- 3	0- 2	2- 0	NON-CONFERENCE	0- 1	0- 0	10- 0				
7- 0	0- 0	2- 0	HOME	0- 0	0- 0	5- 0				
4- 3	0- 2	0- 0	AWAY	0- 1	0- 0	4- 0				
1- 0	0- 0	0- 0	NEUTRAL	0- 0	0- 0	1- 0				
10- 6	0- 1	1- 2	CONFERENCE	1- 0	1- 3	7- 0				
4- 3	0- 1	0- 0	HOME	1- 0	0- 2	3- 0				
5- 2	0- 0	1- 1	AWAY	0- 0	1- 1	3- 0				
1- 1	0- 0	0- 1	NEUTRAL	0- 0	0- 0	1- 0				

RPI S	Opponent	Score	RPI S	Opponent	Score	RPI S	Opponent	Score	RPI S	Opponent	Score
11	H Xavier	53 62	33	A Temple	64 54	62	A Lehigh	66 68	112	A Duquesne	70 46
16	A Michigan St.	59 67	40	A Dayton	65 76	84	H Richmond	58 45	112	H Duquesne	52 57
17	A Virginia	64 72	40	N Dayton	66 83				119	A Charlotte	58 64
			47	H Bowling Green	70 54				122	H St. Joseph's	53 57
			49	H Marist	61 43				155	H Akron	67 37
									207	A Massachusetts	69 54
									217	H Niagara	66 49
									220	H St. Louis	75 63
									220	N St. Louis	71 59
									225	A Binghamton	63 42
									240	A Quinnipiac	77 67
									243	A Rhode Island	63 53
									244	H George Washington	74 50
									245	H Bryant	66 43
									247	A La Salle	58 39
									258	A Canisius	65 47
									276	H Fairleigh Dickinson	66 49
									283	H Buffalo	78 57
									294	H Fordham	60 36
									296	A Lafayette	58 38
									339	N IUPUI	69 39
LAST 12 Division I GAMES:											
40	N Dayton	66 83	119	A Charlotte	58 64						
220	N St. Louis	71 59	122	H St. Joseph's	53 57						
243	A Rhode Island	63 53	207	A Massachusetts	69 54						
112	A Duquesne	70 46	33	A Temple	64 54						
84	H Richmond	58 45	294	H Fordham	60 36						
244	H George Washington	74 50	11	H Xavier	53 62						

Non-Div I Games:

St. Bonaventure

Loss, Non-Conf, S Site, H Home A Away N Neutral

San Francisco (NIP)				Through Games Of Sunday, March 17, 1980						
Average RPI Win:	240	WON-LOST	WINNING	LAST 12	STRENGTH OF	OPP. STRENGTH	TEAM	ADJ.	CONF.	ADJ CONF.
Average RPI Loss:	218	RECORD	PCT. RANK	GAMES	SCHEDULE	OF SCHEDULE	RPI	RPI	RPI	RPI
DIV. I ONLY	2- 27	340	1- 11	286	306	339	340	22	23	
DIV. I NON-CONF.	1- 12	335	0- 1	299	327	343	342	25	26	
TOTALS	RPI 1-25	RPI 26-50	W-L RECORDS	RPI 51-100	RPI 101-150	RPI 150+				
2- 27	0- 0	0- 0	OVERALL	0- 0	0- 6	2- 21				
1- 14	0- 0	0- 0	HOME	0- 0	0- 4	1- 10				
1- 13	0- 0	0- 0	AWAY	0- 0	0- 2	1- 11				
0- 0	0- 0	0- 0	NEUTRAL	0- 0	0- 0	0- 0				
1- 12	0- 0	0- 0	NON-CONFERENCE	0- 0	0- 2	1- 10				
1- 6	0- 0	0- 0	HOME	0- 0	0- 2	1- 4				
0- 6	0- 0	0- 0	AWAY	0- 0	0- 0	0- 6				
0- 0	0- 0	0- 0	NEUTRAL	0- 0	0- 0	0- 0				
1- 15	0- 0	0- 0	CONFERENCE	0- 0	0- 4	1- 11				
0- 8	0- 0	0- 0	HOME	0- 0	0- 2	0- 6				
1- 7	0- 0	0- 0	AWAY	0- 0	0- 2	1- 5				
0- 0	0- 0	0- 0	NEUTRAL	0- 0	0- 0	0- 0				

[illegible]

Non-Div I Games:

St. Francis (NY)

■ Loss, ■ Non-Conf, S Site, H Home A Away N Neutral

S
t
.
F
r
a
n
c
i
s
(
N
Y
)

St. Francis (NY)
RPI S Opponent Score

Through Games Of Sunday, March 14, 2010

RPI	S	Opponent	Score	
302	H	Army	56	68
322	H	Colgate	59	54
329	A	Penn	48	52

S
t
.
F
r
a
n
c
i
s
(
N
Y
)

St. Francis (NY)Y
)

St. Francis (PA)

Through Games Of Sunday, March 14, 2010

Average RPI Win:	235	WON-LOST	WINNING	LAST 12	STRENGTH OF	OPP. STRENGTH	TEAM	ADJ.	CONF.	ADJ CONF.
Average RPI Loss:	145	RECORD	PCT. RANK	GAMES	SCHEDULE	OF SCHEDULE	RPI	RPI	RPI	RPI
DIV. I ONLY	17- 14	129	9- 3	147	252	153	152	22	23	
DIV. I NON-CONF.	3- 8	271	0- 1	105	134	221	216	25	26	
TOTALS	RPI 1-25	RPI 26-50	W-L RECORDS	RPI 51-100	RPI 101-150	RPI 150+				
17- 14	0- 0	0- 1	OVERALL	0- 4	5- 4	12- 5				
9- 5	0- 0	0- 0	HOME	0- 1	2- 2	7- 2				
7- 9	0- 0	0- 1	AWAY	0- 3	2- 2	5- 3				
1- 0	0- 0	0- 0	NEUTRAL	0- 0	1- 0	0- 0				
3- 8	0- 0	0- 1	NON-CONFERENCE	0- 4	1- 2	2- 1				
1- 2	0- 0	0- 0	HOME	0- 1	0- 1	1- 0				
1- 6	0- 0	0- 1	AWAY	0- 3	0- 1	1- 1				
1- 0	0- 0	0- 0	NEUTRAL	0- 0	1- 0	0- 0				
14- 6	0- 0	0- 0	CONFERENCE	0- 0	4- 2	10- 4				
8- 3	0- 0	0- 0	HOME	0- 0	2- 1	6- 2				
6- 3	0- 0	0- 0	AWAY	0- 0	2- 1	4- 2				
0- 0	0- 0	0- 0	NEUTRAL	0- 0	0- 0	0- 0				

RPI 1-25				RPI 26-50				RPI 51-100				RPI 101+				Team's RPI: 152	
RPI	S	Opponent	Score	RPI	S	Opponent	Score	RPI	S	Opponent	Score	RPI	S	Opponent	Score		
				47	A	Bowling Green	72 77	57	A	Marquette	38 74	103	A	South Fla.	74 86		
								62	A	Lehigh	63 75	109	N	American	60 57		
								96	A	Pittsburgh	70 75	112	H	Duquesne	63 67		
								99	H	Delaware	64 77	114	A	Robert Morris	48 79		
												114	H	Robert Morris	70 76		
												114	H	Robert Morris	80 79		
												134	A	Long Island	77 68		
												134	A	Long Island	82 69		
												134	H	Long Island	91 80		
												158	H	Sacred Heart	75 69		
												211	A	Monmouth	74 77		
												211	H	Monmouth	61 65		
												211	H	Monmouth	61 49		
												240	H	Quinnipiac	78 54		
												245	A	Bryant	76 89		
												276	A	Fairleigh Dickinson	50 53		
												276	H	Fairleigh Dickinson	65 61		
												277	A	Central Conn. St.	64 45		
												287	A	Wagner	78 68		
												287	H	Wagner	74 76		
												289	A	Mt. St. Mary's	68 53		
												289	H	Mt. St. Mary's	68 51		
												314	A	Stetson	63 61		
												340	A	St. Francis (NY)	64 43		
												340	H	St. Francis (NY)	73 38		
												341	H	Youngstown St.	94 58		
LAST 12 Division I GAMES:																	
				134	A	Long Island	77 68					240	H	Quinnipiac	78 54		
				114	H	Robert Morris	80 79					277	A	Central Conn. St.	64 45		
				211	H	Monmouth	61 49					245	A	Bryant	76 89		
				287	A	Wagner	78 68					114	A	Robert Morris	48 79		
				289	A	Mt. St. Mary's	68 53					114	H	Robert Morris	70 76		
				158	H	Sacred Heart	75 69					134	H	Long Island	91 80		

Non-Div I Games:

St. Francis (PA)

■ Loss,
■ Non-Conf,
■ S Site,
■ Home
■ A Away
N Neutral

Average RPI Win:	129	WON-LOST	WINNING	LAST 12	STRENGTH OF	OPP. STRENGTH	TEAM	ADJ.	CONF.	ADJ CONF.
Average RPI Loss:	34	RECORD	PCT. RANK	GAMES	SCHEDULE	OF SCHEDULE	RPI	RPI	RPI	RPI
DIV. I ONLY	24- 6	25	9- 3	57	39	21	20	3	3	
DIV. I NON-CONF.	12- 1	9	0- 0	194	78	35	36	5	5	
TOTALS	RPI 1-25	RPI 26-50	W-L RECORDS	RPI 51-100	RPI 101-150	RPI 150+				
24- 6	2- 4	1- 1	OVERALL	6- 0	8- 1	7- 0				
13- 1	1- 1	0- 0	HOME	3- 0	5- 0	4- 0				
9- 4	1- 2	1- 1	AWAY	2- 0	2- 1	3- 0				
2- 1	0- 1	0- 0	NEUTRAL	1- 0	1- 0	0- 0				
12- 1	0- 0	0- 1	NON-CONFERENCE	1- 0	6- 0	5- 0				
6- 0	0- 0	0- 0	HOME	0- 0	3- 0	3- 0				
4- 1	0- 0	0- 1	AWAY	0- 0	2- 0	2- 0				
2- 0	0- 0	0- 0	NEUTRAL	1- 0	1- 0	0- 0				
12- 5	2- 4	1- 0	CONFERENCE	5- 0	2- 1	2- 0				
7- 1	1- 1	0- 0	HOME	3- 0	2- 0	1- 0				
5- 3	1- 2	1- 0	AWAY	2- 0	0- 1	1- 0				
0- 1	0- 1	0- 0	NEUTRAL	0- 0	0- 0	0- 0				

RPI	S	Opponent	Score	RPI	S	Opponent	Score	RPI	S	Opponent	Score	RPI	S	Opponent	Score
1	A	Connecticut	52 66	31	A	DePaul	68 51	57	H	Marquette	71 58	103	H	South Fla.	57 55
7	H	Notre Dame	76 71	38	A	North Carolina	73 83	67	A	Syracuse	68 65	111	A	Columbia	75 63
7	N	Notre Dame	67 75					78	H	Louisville	91 56	115	H	Virginia Tech	75 62
10	H	West Virginia	50 54					81	H	Providence	70 46	122	N	St. Joseph's	81 74
18	A	Georgetown	57 67					85	N	Florida	61 47	125	H	Villanova	69 42
24	A	Rutgers	60 52					96	A	Pittsburgh	77 65	128	A	Cincinnati	60 70
												132	H	Boston U.	80 63
												134	H	Long Island	78 64
												147	A	Northeastern	69 53
												191	A	Seton Hall	66 45
												191	H	Seton Hall	60 40
												200	H	Texas-Arlington	79 47
												207	A	Massachusetts	82 52
												231	A	Stony Brook	89 52
												243	H	Rhode Island	69 44
												314	H	Stetson	87 51
LAST 12 Division I GAMES:															
		7 N Notre Dame	67 75			78 H Louisville	91 56								
		96 A Pittsburgh	77 65			191 A Seton Hall	66 45								
		125 H Villanova	69 42			18 A Georgetown	57 67								
		24 A Rutgers	60 52			81 H Providence	70 46								
		7 H Notre Dame	76 71			67 A Syracuse	68 65								
		1 A Connecticut	52 66			103 H South Fla.	57 55								

Non-Div I Games:

St. John's (NY)

St. Joseph's

Through Games Of Sunday, March 14, 2010

Average RPI Win:	189	WON-LOST	WINNING	LAST 12	STRENGTH OF	OPP. STRENGTH	TEAM	ADJ.	CONF.	ADJ CONF.
Average RPI Loss:	87	RECORD	PCT. RANK	GAMES	SCHEDULE	OF SCHEDULE	RPI	RPI	RPI	RPI
DIV. I ONLY	17- 14	129	8- 4	126	82	123	122	10	10	
DIV. I NON-CONF.	7- 8	175	0- 0	162	32	152	151	10	10	
TOTALS	RPI 1-25	RPI 26-50	W-L RECORDS	RPI 51-100	RPI 101-150	RPI 150+				
17- 14	0- 3	1- 4	OVERALL	3- 1	2- 4	11- 2				
12- 4	0- 1	1- 2	HOME	1- 0	2- 1	8- 0				
4- 8	0- 1	0- 2	AWAY	2- 1	0- 2	2- 2				
1- 2	0- 1	0- 0	NEUTRAL	0- 0	0- 1	1- 0				
7- 8	0- 2	0- 2	NON-CONFERENCE	1- 1	1- 2	5- 1				
6- 3	0- 1	0- 1	HOME	1- 0	1- 1	4- 0				
1- 4	0- 0	0- 1	AWAY	0- 1	0- 1	1- 1				
0- 1	0- 1	0- 0	NEUTRAL	0- 0	0- 0	0- 0				
10- 6	0- 1	1- 2	CONFERENCE	2- 0	1- 2	6- 1				
6- 1	0- 0	1- 1	HOME	0- 0	1- 0	4- 0				
3- 4	0- 1	0- 1	AWAY	2- 0	0- 1	1- 1				
1- 1	0- 0	0- 0	NEUTRAL	0- 0	0- 1	1- 0				

RPI	S	Opponent	Score	RPI	S	Opponent	Score	RPI	S	Opponent	Score	RPI	S	Opponent	Score
11	A	Xavier	56 63	27	H	Hartford	66 72	55	H	Old Dominion	78 62	104	H	Drexel	69 71
20	N	St. John's (NY)	74 81	33	A	Temple	55 58	72	A	St. Bonaventure	57 53	112	H	Duquesne	69 58
21	H	Vanderbilt	46 59	33	H	Temple	56 58	81	A	Providence	57 88	119	A	Charlotte	58 67
				40	H	Dayton	68 62	84	A	Richmond	67 66	119	N	Charlotte	85 87
				46	A	Maryland	69 79					125	A	Villanova	42 56
												132	H	Boston U.	71 58
												164	A	FIU	64 48
												198	H	UMBC	77 55
												207	A	Massachusetts	62 75
												219	H	George Mason	65 46
												220	H	St. Louis	71 67
												243	H	Rhode Island	56 42
												244	H	George Washington	63 47
												247	A	La Salle	45 39
												267	H	Brown	65 36
												275	A	New Hampshire	56 64
												294	H	Fordham	62 57
												294	N	Fordham	76 62
												329	H	Penn	57 40
LAST 12 Division I GAMES:															
119	N	Charlotte	85 87	220	H	St. Louis	71 67								
294	N	Fordham	76 62	11	A	Xavier	56 63								
112	H	Duquesne	69 58	72	A	St. Bonaventure	57 53								
207	A	Massachusetts	62 75	33	H	Temple	56 58								
84	A	Richmond	67 66	244	H	George Washington	63 47								
243	H	Rhode Island	56 42	247	A	La Salle	45 39								

Non-Div I Games:

St. Joseph's

Loss, Non-Conf, S Site, H Home A Away N Neutral

Average RPI Win:	234	WON-LOST	WINNING	LAST 12	STRENGTH OF	OPP. STRENGTH	TEAM	ADJ.	CONF.	ADJ CONF.
Average RPI Loss:	120	RECORD	PCT. RANK	GAMES	SCHEDULE	OF SCHEDULE	RPI	RPI	RPI	RPI
DIV. I ONLY	11- 19	251	4- 8	163	129	218	220	10	10	
DIV. I NON-CONF.	6- 9	210	0- 0	261	214	247	247	10	10	
TOTALS	RPI 1-25	RPI 26-50	W-L RECORDS	RPI 51-100	RPI 101-150	RPI 150+				
11- 19	0- 1	0- 2	OVERALL	0- 5	1- 6	10- 5				
7- 7	0- 0	0- 1	HOME	0- 2	1- 2	6- 2				
3- 11	0- 1	0- 1	AWAY	0- 2	0- 4	3- 3				
1- 1	0- 0	0- 0	NEUTRAL	0- 1	0- 0	1- 0				
6- 9	0- 0	0- 0	NON-CONFERENCE	0- 2	0- 3	6- 4				
4- 3	0- 0	0- 0	HOME	0- 1	0- 1	4- 1				
1- 6	0- 0	0- 0	AWAY	0- 1	0- 2	1- 3				
1- 0	0- 0	0- 0	NEUTRAL	0- 0	0- 0	1- 0				
5- 10	0- 1	0- 2	CONFERENCE	0- 3	1- 3	4- 1				
3- 4	0- 0	0- 1	HOME	0- 1	1- 1	2- 1				
2- 5	0- 1	0- 1	AWAY	0- 1	0- 2	2- 0				
0- 1	0- 0	0- 0	NEUTRAL	0- 1	0- 0	2- 0				

RPI 1-25				RPI 26-50				RPI 51-100				RPI 101+ Team's RPI: 220			
RPI	S	Opponent	Score	RPI	S	Opponent	Score	RPI	S	Opponent	Score	RPI	S	Opponent	Score
11	A	Xavier	50 92	33	H	Temple	48 63	65	A	Creighton	58 69	101	A	Missouri St.	59 75
				40	A	Dayton	54 73	72	A	St. Bonaventure	63 75	101	H	Butler	57 69
								72	N	St. Bonaventure	59 71	112	H	Duquesne	54 61
								84	H	Richmond	59 67	119	A	Charlotte	56 63
								93	H	Indiana	61 74	119	H	Charlotte	65 63
												122	A	St. Joseph's	67 71
												137	A	Memphis	55 59
												157	H	Bradley	66 72
												193	A	Loyola Marymount	61 87
												195	A	Oakland	68 62
												202	N	Montana	72 55
												207	H	Massachusetts	59 62
												213	H	Arkansas St.	79 70
												243	H	Rhode Island	64 50
												244	A	George Washington	65 60
												247	H	La Salle	62 51
												253	A	Western Mich.	53 54
												265	H	SIU Edwardsville	62 30
												270	H	Tennessee Tech	78 58
												279	H	Southern Ill.	71 45
												294	A	Fordham	71 60
												304	A	Evansville	69 76
LAST 12 Division I GAMES:															
				72	N	St. Bonaventure	59 71	247	H	La Salle	62 51				
				84	H	Richmond	59 67	40	A	Dayton	54 73				
				244	A	George Washington	65 60	112	H	Duquesne	54 61				
				119	H	Charlotte	65 63	119	A	Charlotte	56 63				
				294	A	Fordham	71 60	33	H	Temple	48 63				
				122	A	St. Joseph's	67 71	11	A	Xavier	50 92				

Non-Div I Games:

St. Louis

St. Mary's (CA)

Through Games Of Sunday, March 14, 2010

Average RPI Win:	198	WON-LOST	WINNING	LAST 12	STRENGTH OF	OPP. STRENGTH	TEAM	ADJ.	CONF.	ADJ CONF.
Average RPI Loss:	83	RECORD	PCT. RANK	GAMES	SCHEDULE	OF SCHEDULE	RPI	RPI	RPI	RPI
DIV. I ONLY	21- 9	54	10- 2	110	134	71	73	13	13	
DIV. I NON-CONF.	9- 6	126	0- 0	109	111	102	100	13	13	
TOTALS	RPI 1-25	RPI 26-50	W-L RECORDS	RPI 51-100	RPI 101-150	RPI 150+				
21- 9	0- 2	0- 3	OVERALL	2- 2	2- 0	17- 2				
11- 3	0- 1	0- 1	HOME	1- 0	2- 0	8- 1				
10- 5	0- 1	0- 2	AWAY	1- 1	0- 0	9- 1				
0- 1	0- 0	0- 0	NEUTRAL	0- 1	0- 0	0- 0				
9- 6	0- 2	0- 1	NON-CONFERENCE	0- 1	2- 0	7- 2				
5- 2	0- 1	0- 0	HOME	0- 0	2- 0	3- 1				
4- 4	0- 1	0- 1	AWAY	0- 1	0- 0	4- 1				
0- 0	0- 0	0- 0	NEUTRAL	0- 0	0- 0	0- 0				
12- 3	0- 0	0- 2	CONFERENCE	2- 1	0- 0	10- 0				
6- 1	0- 0	0- 1	HOME	1- 0	0- 0	5- 0				
6- 1	0- 0	0- 1	AWAY	1- 0	0- 0	5- 0				
0- 1	0- 0	0- 0	NEUTRAL	0- 1	0- 0	0- 0				

RPI 1-25				RPI 26-50				RPI 51-100				Team's RPI: 73	RPI 101+			
RPI	S	Opponent	Score	RPI	S	Opponent	Score	RPI	S	Opponent	Score		RPI	S	Opponent	Score
4	H	Nebraska	73 84	30	A	Gonzaga	52 87	59	A	California	65 68		127	H	Nevada	65 52
22	A	UCLA	58 83	30	H	Gonzaga	75 88	86	A	Pepperdine	52 38		150	H	Boise St.	83 72
				35	A	Fresno St.	81 94	86	H	Pepperdine	80 65		151	H	UC Davis	59 71
								86	N	Pepperdine	56 62		154	H	Drake	76 73
													170	A	Portland	72 65
													170	H	Portland	67 64
													171	A	Idaho	74 67
													179	A	Washington St.	80 70
													185	A	San Diego	69 66
													185	H	San Diego	60 54
													186	H	Idaho St.	76 69
													193	A	Loyola Marymount	67 64
													193	H	Loyola Marymount	72 63
													222	H	Cal St. Bakersfield	94 80
													229	A	Northern Colo.	74 69
													274	A	Santa Clara	69 62
													274	H	Santa Clara	83 55
													306	A	San Francisco	56 46
													306	H	San Francisco	76 64
													321	A	Seattle	63 56
													326	A	Pacific	63 70
LAST 12 Division I GAMES:																
				86	N	Pepperdine	56 62	306	A	San Francisco	56 46					
				193	A	Loyola Marymount	67 64	274	A	Santa Clara	69 62					
				86	A	Pepperdine	52 38	193	H	Loyola Marymount	72 63					
				185	H	San Diego	60 54	86	H	Pepperdine	80 65					
				170	H	Portland	67 64	185	A	San Diego	69 66					
				30	H	Gonzaga	75 88	170	A	Portland	72 65					

Non-Div I Games:

St. Mary's (CA)

■ Loss,
■ Non-Conf,
■ S Site,
■ Home
■ Away
N Neutral

St. Peter's

Through Games Of Sunday, March 14, 2010

Average RPI Win:	258	WON-LOST	WINNING	LAST 12	STRENGTH OF	OPP. STRENGTH	TEAM	ADJ.	CONF.	ADJ CONF.
Average RPI Loss:	184	RECORD	PCT. RANK	GAMES	SCHEDULE	OF SCHEDULE	RPI	RPI	RPI	RPI
DIV. I ONLY	11- 19	251	5- 7	274	243	269	273	21	21	
DIV. I NON-CONF.	4- 7	229	0- 0	277	236	266	267	23	24	
TOTALS	RPI 1-25	RPI 26-50	W-L RECORDS	RPI 51-100	RPI 101-150	RPI 150+				
11- 19	0- 0	0- 2	OVERALL	0- 2	0- 1	11- 14				
7- 8	0- 0	0- 1	HOME	0- 1	0- 0	7- 6				
4- 10	0- 0	0- 1	AWAY	0- 1	0- 1	4- 7				
0- 1	0- 0	0- 0	NEUTRAL	0- 0	0- 0	0- 1				
4- 7	0- 0	0- 0	NON-CONFERENCE	0- 2	0- 1	4- 4				
3- 3	0- 0	0- 0	HOME	0- 1	0- 0	3- 2				
1- 4	0- 0	0- 0	AWAY	0- 1	0- 1	1- 2				
0- 0	0- 0	0- 0	NEUTRAL	0- 0	0- 0	0- 0				
7- 12	0- 0	0- 2	CONFERENCE	0- 0	0- 0	7- 10				
4- 5	0- 0	0- 1	HOME	0- 0	0- 0	4- 4				
3- 6	0- 0	0- 1	AWAY	0- 0	0- 0	3- 5				
0- 1	0- 0	0- 0	NEUTRAL	0- 0	0- 0	0- 1				

RPI S	Opponent	Score	RPI S	Opponent	Score	RPI S	Opponent	Score	RPI S	Opponent	Score	Team's RPI: 273
49	A Marist	48 59	49	H Marist	55 70	61	A Toledo	50 68	103	A South Fla.	72 88	
						75	H Chattanooga	50 66	158	H Sacred Heart	55 61	
									169	A Iona	45 61	
									169	H Iona	41 57	
									175	A Fairfield	49 57	
									175	H Fairfield	55 41	
									191	A Seton Hall	52 54	
									214	A Manhattan	48 66	
									214	H Manhattan	57 59	
									217	A Niagara	63 59	
									217	H Niagara	58 64	
									233	A Loyola (MD)	57 53	
									233	H Loyola (MD)	59 69	
									242	H Morgan St.	55 51	
									258	A Canisius	40 54	
									258	H Canisius	66 59	
									258	N Canisius	57 65	
									260	A Siena	53 45	
									260	H Siena	46 40	
									275	H New Hampshire	66 47	
									276	A Fairleigh Dickinson	46 63	
									287	H Wagner	55 50	
									294	H Fordham	59 61	
									296	A Lafayette	61 38	
									332	A Rider	53 74	
									332	H Rider	55 38	
LAST 12 Division I GAMES:												
258	N Canisius	57 65	260	A Siena	53 45							
217	A Niagara	63 59	214	H Manhattan	57 59							
258	A Canisius	40 54	175	H Fairfield	55 41							
169	H Iona	41 57	233	A Loyola (MD)	57 53							
332	A Rider	53 74	214	A Manhattan	48 66							
217	H Niagara	58 64	258	H Canisius	66 59							

Non-Div I Games:

St. Peter's

Loss, Non-Conf, S Site, H Home A Away N Neutral

Average RPI Win:	83	WON-LOST	WINNING	LAST 12	STRENGTH OF	OPP. STRENGTH	TEAM	ADJ.	CONF.	ADJ CONF.
Average RPI Loss:	1	RECORD	PCT. RANK	GAMES	SCHEDULE	OF SCHEDULE	RPI	RPI	RPI	RPI
DIV. I ONLY	31- 1	2	12- 0	8	18	2	2	6	6	
DIV. I NON-CONF.	10- 1	16	0- 0	1	2	1	1	6	6	
TOTALS	RPI 1-25	RPI 26-50	W-L RECORDS	RPI 51-100	RPI 101-150	RPI 150+				
31- 1	6- 1	5- 0	OVERALL	10- 0	5- 0	5- 0				
15- 0	3- 0	3- 0	HOME	5- 0	2- 0	2- 0				
13- 1	2- 1	2- 0	AWAY	4- 0	2- 0	3- 0				
3- 0	1- 0	0- 0	NEUTRAL	1- 0	1- 0	0- 0				
10- 1	3- 1	3- 0	NON-CONFERENCE	3- 0	0- 0	1- 0				
6- 0	2- 0	2- 0	HOME	2- 0	0- 0	0- 0				
4- 1	1- 1	1- 0	AWAY	1- 0	0- 0	1- 0				
0- 0	0- 0	0- 0	NEUTRAL	0- 0	0- 0	0- 0				
21- 0	3- 0	2- 0	CONFERENCE	7- 0	5- 0	4- 0				
9- 0	1- 0	1- 0	HOME	3- 0	2- 0	2- 0				
9- 0	1- 0	1- 0	AWAY	3- 0	2- 0	2- 0				
3- 0	1- 0	0- 0	NEUTRAL	1- 0	1- 0	0- 0				

RPI 1-25				Team's RPI: 2		RPI 26-50				RPI 51-100				RPI 101+					
RPI	S	Opponent	Score		RPI	S	Opponent	Score		RPI	S	Opponent	Score		RPI	S	Opponent	Score	
1	A	Connecticut	68	80	30	H	Gonzaga	105	74	55	A	Old Dominion	89	56	124	A	Arizona	75	48
3	H	Tennessee	67	52	31	H	DePaul	96	60	59	A	California	63	48	124	H	Arizona	83	62
5	H	Duke	71	55	35	A	Fresno St.	68	46	59	H	California	79	58	124	N	Arizona	72	52
22	A	UCLA	65	61	36	A	Southern California	82	62	59	N	California	64	44	145	A	Washington	58	36
22	H	UCLA	74	53	36	H	Southern California	77	39	66	A	Arizona St.	62	43	145	H	Washington	66	51
22	N	UCLA	70	46						66	H	Arizona St.	71	48	151	A	UC Davis	76	51
24	A	Rutgers	81	66						71	H	Utah	60	41	179	A	Washington St.	98	67
										86	H	Pepperdine	99	50	179	H	Washington St.	80	43
										100	A	Oregon	100	80	215	A	Oregon St.	63	47
										100	H	Oregon	104	60	215	H	Oregon St.	82	48
LAST 12 Division I GAMES:																			
		22	N	UCLA				70	46	215	H	Oregon St.		82	48				
		59	N	California				64	44	100	H	Oregon		104	60				
		124	N	Arizona				72	52	179	A	Washington St.		98	67				
		59	A	California				63	48	145	A	Washington		58	36				
		124	A	Arizona				75	48	36	H	Southern California		77	39				
		66	A	Arizona St.				62	43	22	H	UCLA		74	53				

Non-Div I Games:

Stanford

■ Loss,
■ Non-Conf,
■ S Site,
■ Home
■ A Away
N Neutral

Average RPI Win:	265	WON-LOST	WINNING	LAST 12	STRENGTH OF	OPP. STRENGTH	TEAM	ADJ.	CONF.	ADJ CONF.
Average RPI Loss:	140	RECORD	PCT. RANK	GAMES	SCHEDULE	OF SCHEDULE	RPI	RPI	RPI	RPI
DIV. I ONLY	18- 10	87	9- 3	310	246	164	168	26	26	
DIV. I NON-CONF.	7- 6	153	1- 0	170	189	145	145	26	25	
TOTALS	RPI 1-25	RPI 26-50	W-L RECORDS	RPI 51-100	RPI 101-150	RPI 150+				
18- 10	0- 1	0- 1	OVERALL	0- 2	1- 2	17- 4				
9- 2	0- 0	0- 0	HOME	0- 0	0- 1	9- 1				
8- 4	0- 1	0- 1	AWAY	0- 0	1- 1	7- 1				
1- 4	0- 0	0- 0	NEUTRAL	0- 2	0- 0	1- 2				
7- 6	0- 1	0- 1	NON-CONFERENCE	0- 2	0- 1	7- 1				
4- 0	0- 0	0- 0	HOME	0- 0	0- 0	4- 0				
2- 3	0- 1	0- 1	AWAY	0- 0	0- 1	2- 0				
1- 3	0- 0	0- 0	NEUTRAL	0- 2	0- 0	1- 1				
11- 4	0- 0	0- 0	CONFERENCE	0- 0	1- 1	10- 3				
5- 2	0- 0	0- 0	HOME	0- 0	0- 1	5- 1				
6- 1	0- 0	0- 0	AWAY	0- 0	1- 0	5- 1				
0- 1	0- 0	0- 0	NEUTRAL	0- 0	0- 0	0- 1				

RPI 1-25				RPI 26-50				RPI 51-100				RPI 101+ Team's RPI: 168			
RPI	S	Opponent	Score	RPI	S	Opponent	Score	RPI	S	Opponent	Score	RPI	S	Opponent	Score
6	A	Texas A&M	56 106	41	A	Tulane	51 84	54	N	Michigan	61 85	107	H	Lamar	87 92
								76	N	Louisiana Tech	61 65	141	A	Tulsa	80 84
												144	A	A&M-Corpus Christi	69 68
												159	H	Rice	92 82
												165	A	UTSA	77 61
												200	A	Texas-Arlington	79 85
												221	A	Central Ark.	97 86
												221	H	Central Ark.	88 86
												239	H	North Texas	81 51
												246	H	Sam Houston St.	98 85
												255	A	Northwestern St.	81 63
												255	H	Northwestern St.	64 68
												255	N	Northwestern St.	82 96
												265	N	SIU Edwardsville	68 66
												266	N	Maine	84 87
												271	H	Texas Southern	82 43
												290	A	Southeastern La.	75 61
												290	H	Southeastern La.	85 60
												323	H	Texas St.	95 83
												333	A	McNeese St.	85 75
												333	H	McNeese St.	75 59
												337	A	Nicholls St.	75 69
												337	H	Nicholls St.	85 51
												344	A	Houston Baptist	92 46
LAST 12 Division I GAMES:															
255	N	Northwestern St.	82 96	333	A	McNeese St.	85 75								
165	A	UTSA	77 61	255	A	Northwestern St.	81 63								
221	H	Central Ark.	88 86	107	H	Lamar	87 92								
144	A	A&M-Corpus Christi	69 68	337	A	Nicholls St.	75 69								
323	H	Texas St.	95 83	333	H	McNeese St.	75 59								
290	H	Southeastern La.	85 60	255	H	Northwestern St.	64 68								

Non-Div I Games:

Stephen F. Austin

■ Loss,
■ Non-Conf,
■ S Site,
■ H Home
■ A Away
N Neutral

Average RPI Win: 256	WON-LOST	WINNING	LAST 12	STRENGTH OF	OPP. STRENGTH	TEAM	ADJ.	CONF.	ADJ CONF.
Average RPI Loss: 188	RECORD	PCT. RANK	GAMES	SCHEDULE	OF SCHEDULE	RPI	RPI	RPI	RPI
DIV. I ONLY	6- 23	317	3- 9	201	274	314	314	27	27
DIV. I NON-CONF.	1- 11	333	0- 2	72	279	286	289	20	20
TOTALS	RPI 1-25	RPI 26-50	W-L RECORDS	RPI 51-100	RPI 101-150	RPI 150+			
6- 23	0- 2	0- 0	OVERALL	0- 6	0- 0	6- 15			
5- 8	0- 0	0- 0	HOME	0- 2	0- 0	5- 6			
1- 14	0- 2	0- 0	AWAY	0- 3	0- 0	1- 9			
0- 1	0- 0	0- 0	NEUTRAL	0- 1	0- 0	0- 0			
1- 11	0- 2	0- 0	NON-CONFERENCE	0- 3	0- 0	1- 6			
1- 4	0- 0	0- 0	HOME	0- 1	0- 0	1- 3			
0- 7	0- 2	0- 0	AWAY	0- 2	0- 0	0- 3			
0- 0	0- 0	0- 0	NEUTRAL	0- 0	0- 0	0- 0			
5- 12	0- 0	0- 0	CONFERENCE	0- 3	0- 0	5- 9			
4- 4	0- 0	0- 0	HOME	0- 1	0- 0	4- 3			
1- 7	0- 0	0- 0	AWAY	0- 1	0- 0	1- 6			
0- 1	0- 0	0- 0	NEUTRAL	0- 1	0- 0	0- 0			

RPI 1-25				RPI 26-50				RPI 51-100				RPI 101+ Team's RPI: 314			
RPI	S	Opponent	Score	RPI	S	Opponent	Score	RPI	S	Opponent	Score	RPI	S	Opponent	Score
14	A	Florida St.	35 101					85	A	Florida	63 85	152	H	St. Francis (PA)	61 63
20	A	St. John's (NY)	51 87					87	A	East Tenn. St.	59 78	162	A	S.C. Upstate	72 88
								87	H	East Tenn. St.	55 57	162	H	S.C. Upstate	69 61
								87	N	East Tenn. St.	49 84	205	A	Mercer	51 65
								98	A	Fla. Gulf Coast	44 68	205	H	Mercer	57 69
								98	H	Fla. Gulf Coast	43 70	232	A	Belmont	69 74
												232	H	Belmont	52 79
												237	H	Bethune-Cookman	60 65
												250	A	North Florida	33 42
												250	H	North Florida	58 56
												256	A	Kennesaw St.	54 51
												256	H	Kennesaw St.	62 59
												269	A	Campbell	46 61
												269	H	Campbell	61 70
												280	A	Jacksonville	47 61
												280	H	Jacksonville	68 62
												283	H	Buffalo	53 65
												310	A	Furman	60 76
												330	A	Savannah St.	49 54
												331	A	Lipscomb	60 79
												331	H	Lipscomb	56 45
LAST 12 Division I GAMES:															

Non-Div I Games: St. Leo

54 **58**

Stetson

 Loss,
 Non-Conf,
 S Site,
 H Home
 A Away
N Neutral

Stony Brook

Through Games Of Sunday, March 14, 2010

Average RPI Win:	258	WON-LOST	WINNING	LAST 12	STRENGTH OF	OPP. STRENGTH	TEAM	ADJ.	CONF.	ADJ CONF.
Average RPI Loss:	124	RECORD	PCT. RANK	GAMES	SCHEDULE	OF SCHEDULE	RPI	RPI	RPI	RPI
DIV. I ONLY	10- 20	270	5- 7	131	173	227	231	14	14	
DIV. I NON-CONF.	2- 10	309	0- 0	134	218	279	278	14	14	
TOTALS	RPI 1-25	RPI 26-50	W-L RECORDS	RPI 51-100	RPI 101-150	RPI 150+				
10- 20	0- 1	0- 6	OVERALL	0- 1	0- 4	10- 8				
7- 8	0- 1	0- 2	HOME	0- 1	0- 1	7- 3				
2- 11	0- 0	0- 4	AWAY	0- 0	0- 3	2- 4				
1- 1	0- 0	0- 0	NEUTRAL	0- 0	0- 0	1- 1				
2- 10	0- 1	0- 1	NON-CONFERENCE	0- 1	0- 2	2- 5				
2- 5	0- 1	0- 0	HOME	0- 1	0- 0	2- 3				
0- 4	0- 0	0- 1	AWAY	0- 0	0- 2	0- 1				
0- 1	0- 0	0- 0	NEUTRAL	0- 0	0- 0	0- 1				
8- 10	0- 0	0- 5	CONFERENCE	0- 0	0- 2	8- 3				
5- 3	0- 0	0- 2	HOME	0- 0	0- 1	5- 0				
2- 7	0- 0	0- 3	AWAY	0- 0	0- 1	2- 3				
1- 0	0- 0	0- 0	NEUTRAL	0- 0	0- 0	1- 0				

RPI 1-25				RPI 26-50				RPI 51-100				RPI 101+ Team's RPI: 231			
RPI	S	Opponent	Score	RPI	S	Opponent	Score	RPI	S	Opponent	Score	RPI	S	Opponent	Score
20	H	St. John's (NY)	52 89	27	A	Hartford	38 65	51	H	Princeton	43 68	114	A	Robert Morris	43 61
				27	A	Hartford	43 65					120	A	Hofstra	61 67
				27	H	Hartford	42 60					132	A	Boston U.	59 69
				39	A	Vermont	45 67					132	H	Boston U.	61 75
				39	H	Vermont	49 64					158	H	Sacred Heart	70 83
				46	A	Maryland	44 76					175	H	Fairfield	49 65
												181	N	UNC Wilmington	51 85
												198	A	UMBC	74 56
												198	H	UMBC	59 48
												210	H	Dartmouth	72 77
												211	A	Monmouth	45 61
												225	A	Binghamton	58 74
												225	H	Binghamton	74 60
												225	N	Binghamton	71 60
												266	A	Maine	64 59
												266	H	Maine	59 47
												268	A	Albany (NY)	52 59
												268	H	Albany (NY)	46 37
												275	A	New Hampshire	71 76
												275	H	New Hampshire	69 57
												316	H	Air Force	72 60
												340	H	St. Francis (NY)	71 40
LAST 12 Division I GAMES:															
				27	A	Hartford	43 65					268	A	Albany (NY)	52 59
				225	N	Binghamton	71 60					225	H	Binghamton	74 60
				198	H	UMBC	59 48					275	A	New Hampshire	71 76
				39	H	Vermont	49 64					27	H	Hartford	42 60
				132	A	Boston U.	59 69					198	A	UMBC	74 56
				266	H	Maine	59 47					39	A	Vermont	45 67

Non-Div I Games:

Stony Brook

Loss, Non-Conf, S Site, H Home A Away N Neutral

Average RPI Win:	182	WON-LOST	WINNING	LAST 12	STRENGTH OF	OPP. STRENGTH	TEAM	ADJ.	CONF.	ADJ CONF.
Average RPI Loss:	52	RECORD	PCT. RANK	GAMES	SCHEDULE	OF SCHEDULE	RPI	RPI	RPI	RPI
DIV. I ONLY	22- 10	60	6- 6	134	58	67	67	3	3	
DIV. I NON-CONF.	13- 0	1	0- 0	340	268	97	99	5	5	
TOTALS	RPI 1-25	RPI 26-50	W-L RECORDS	RPI 51-100	RPI 101-150	RPI 150+				
22- 10	3- 5	0- 1	OVERALL	5- 1	1- 3	13- 0				
13- 5	2- 4	0- 0	HOME	1- 0	0- 1	0- 0				
5- 5	1- 1	0- 1	AWAY	2- 1	0- 2	2- 0				
4- 0	0- 0	0- 0	NEUTRAL	2- 0	1- 0	1- 0				
13- 0	0- 0	0- 0	NON-CONFERENCE	1- 0	1- 0	11- 0				
10- 0	0- 0	0- 0	HOME	0- 0	0- 0	10- 0				
1- 0	0- 0	0- 0	AWAY	0- 0	0- 0	1- 0				
2- 0	0- 0	0- 0	NEUTRAL	1- 0	1- 0	0- 0				
9- 10	3- 5	0- 1	CONFERENCE	4- 1	0- 3	2- 0				
3- 5	2- 4	0- 0	HOME	1- 0	0- 1	0- 0				
4- 5	1- 1	0- 1	AWAY	2- 1	0- 2	1- 0				
2- 0	0- 0	0- 0	NEUTRAL	1- 0	0- 0	1- 0				

RPI	S	Opponent	Score	RPI	S	Opponent	Score	RPI	S	Opponent	Score	RPI	S	Opponent	Score
1	A	Connecticut	41 77	31	A	DePaul	71 74	55	N	Old Dominion	65 32	101	N	Butler	80 64
1	H	Connecticut	66 87					57	H	Marquette	69 60	103	A	South Fla.	64 73
7	H	Notre Dame	73 74					78	A	Louisville	64 58	125	A	Villanova	69 83
10	H	West Virginia	67 48					81	A	Providence	69 71	128	H	Cincinnati	62 66
18	H	Georgetown	81 83					81	N	Providence	76 71	191	A	Seton Hall	79 38
20	H	St. John's (NY)	65 68					96	A	Pittsburgh	87 80	191	N	Seton Hall	65 42
24	A	Rutgers	76 45									210	H	Dartmouth	56 42
24	H	Rutgers	79 66									225	H	Binghamton	87 74
Team's RPI: 67															
LAST 12 Division I GAMES:															
1	A	Connecticut	41 77	24	A	Rutgers	76 45								
81	N	Providence	76 71	128	H	Cincinnati	62 66								
191	N	Seton Hall	65 42	125	A	Villanova	69 83								
10	H	West Virginia	67 48	57	H	Marquette	69 60								
31	A	DePaul	71 74	96	A	Pittsburgh	87 80								
1	H	Connecticut	66 87	7	H	Notre Dame	73 74								

Non-Div I Games:

Syracuse

TCU

Average RPI Win: 150

Average RPI Loss: 69

WON-LOST RECORD

WINNING PCT. RANK

LAST 12 GAMES

STRENGTH OF SCHEDULE

OPP. STRENGTH OF SCHEDULE

TEAM RPI

ADJ. RPI

CONF. RPI

ADJ CONF. RPI

DIV. I ONLY

22- 8

43

8- 4

81

75

42

42

7

7

DIV. I NON-CONF.

10- 3

51

0- 0

94

26

40

39

7

7

TOTALS

RPI 1-25

RPI 26-50

W-L RECORDS

RPI 51-100

RPI 101-150

RPI 150+

22- 8

1- 1

2- 1

OVERALL

6- 4

5- 2

8- 0

15- 0

1- 0

1- 0

HOME

3- 0

4- 0

6- 0

6- 6

0- 1

0- 1

AWAY

3- 2

1- 2

2- 0

1- 2

0- 0

1- 0

NEUTRAL

0- 2

0- 0

0- 0

10- 3

1- 1

2- 1

NON-CONFERENCE

2- 1

1- 0

4- 0

7- 0

1- 0

1- 0

HOME

0- 0

1- 0

4- 0

2- 2

0- 1

0- 1

AWAY

2- 0

0- 0

0- 0

1- 1

0- 0

1- 0

NEUTRAL

0- 1

0- 0

0- 0

12- 5

0- 0

0- 0

CONFERENCE

4- 3

4- 2

4- 0

8- 0

0- 0

0- 0

HOME

3- 0

3- 0

2- 0

4- 4

0- 0

0- 0

AWAY

1- 2

1- 2

2- 0

0- 1

0- 0

0- 0

NEUTRAL

0- 1

0- 0

0- 0

RPI 1-25

RPI 26-50

Team's RPI: 42

RPI 51-100

RPI 101+

RPI S Opponent Score

RPI S Opponent Score

RPI S Opponent Score

RPI S Opponent Score

6 H Texas A&M 56 54

34 A North Carolina St. 62 76

52 A San Diego St. 61 84

106 A BYU 65 70

8 A Oklahoma 70 74

35 H Fresno St. 63 52

52 H San Diego St. 80 63

106 H BYU 64 40

44 N Kansas 74 69

68 A SMU 84 66

113 A Wyoming 67 73

71 A Utah 105 96

71 H Utah 62 41

113 H Wyoming 78 59

71 N Utah 57 69

74 A New Mexico 53 60

144 H A&M-Corpus Christi 78 74

74 H New Mexico 66 54

149 A UNLV 81 61

92 A Houston 66 61

149 H UNLV 79 64

178 A Colorado St. 73 61

178 H Colorado St. 78 51

246 H Sam Houston St. 83 65

95 N Minnesota 56 61

271 H Texas Southern 85 55

278 H La.-Monroe 65 44

316 A Air Force 72 35

316 H Air Force 77 47

344 H Houston Baptist 109 30

LAST 12 Division I GAMES:

71 N Utah 57 69

113 H Wyoming 78 59

106 A BYU 65 70

71 A Utah 105 96

74 H New Mexico 66 54

316 H Air Force 77 47

178 A Colorado St. 73 61

106 H BYU 64 40

149 H UNLV 79 64

74 A New Mexico 53 60

52 A San Diego St. 61 84

178 H Colorado St. 78 51

Non-Div I Games:

TCU

Average RPI Win:	164	WON-LOST	WINNING	LAST 12	STRENGTH OF	OPP. STRENGTH	TEAM	ADJ.	CONF.	ADJ CONF.
Average RPI Loss:	38	RECORD	PCT. RANK	GAMES	SCHEDULE	OF SCHEDULE	RPI	RPI	RPI	RPI
DIV. I ONLY	24- 8	35	9- 3	52	84	33	33	10	10	
DIV. I NON-CONF.	11- 4	64	0- 0	76	43	46	45	10	10	
TOTALS	RPI 1-25	RPI 26-50	W-L RECORDS	RPI 51-100	RPI 101-150	RPI 150+				
24- 8	1- 4	1- 2	OVERALL	4- 1	7- 1	11- 0				
11- 3	0- 1	0- 0	HOME	3- 1	3- 1	5- 0				
11- 4	1- 2	0- 2	AWAY	1- 0	3- 0	6- 0				
2- 1	0- 1	1- 0	NEUTRAL	0- 0	1- 0	0- 0				
11- 4	1- 2	0- 1	NON-CONFERENCE	3- 0	2- 1	5- 0				
5- 2	0- 1	0- 0	HOME	3- 0	0- 1	2- 0				
6- 2	1- 1	0- 1	AWAY	0- 0	2- 0	3- 0				
0- 0	0- 0	0- 0	NEUTRAL	0- 0	0- 0	0- 0				
13- 4	0- 2	1- 1	CONFERENCE	1- 1	5- 0	6- 0				
6- 1	0- 0	0- 0	HOME	0- 1	3- 0	3- 0				
5- 2	0- 1	0- 1	AWAY	1- 0	1- 0	3- 0				
2- 1	0- 1	1- 0	NEUTRAL	0- 0	1- 0	0- 0				

RPI S	Opponent	Score	RPI S	Opponent	Score	Team's RPI: 33	RPI S	Opponent	Score	RPI S	Opponent	Score
5	H Duke	62 70	27	A Hartford	54 65		63	H Illinois	82 78	112	H Duquesne	52 41
11	A Xavier	69 82	40	A Dayton	63 71		69	H Auburn	66 52	112	N Duquesne	63 54
11	N Xavier	55 57	40	N Dayton	67 64		72	H St. Bonaventure	54 64	119	H Charlotte	79 68
14	A Florida St.	64 77					84	A Richmond	77 67	122	A St. Joseph's	58 56
24	A Rutgers	62 51					90	H Eastern Mich.	64 46	122	H St. Joseph's	58 55
										125	H Villanova	32 44
										130	A Hampton	54 51
										133	A Kent St.	68 63
										155	A Akron	55 43
										207	H Massachusetts	66 54
										210	A Dartmouth	64 38
										220	A St. Louis	63 48
										243	A Rhode Island	67 52
										244	H George Washington	61 51
										247	A La Salle	55 34
										283	A Buffalo	65 55
										283	H Ohio	65 43
										294	H Fordham	67 34
										329	H Penn	55 31
LAST 12 Division I GAMES:												
11	N Xavier	55 57	112	H Duquesne	52 41							
40	N Dayton	67 64	119	H Charlotte	79 68							
112	N Duquesne	63 54	207	H Massachusetts	66 54							
244	H George Washington	61 51	247	A La Salle	55 34							
84	A Richmond	77 67	122	A St. Joseph's	58 56							
40	A Dayton	63 71	72	H St. Bonaventure	54 64							

Non-Div I Games:

Temple

Tennessee

Through Games Of Sunday, March 14, 2010

Average RPI Win:	64	WON-LOST	WINNING	LAST 12	STRENGTH OF	OPP. STRENGTH	TEAM	ADJ.	CONF.	ADJ CONF.
Average RPI Loss:	14	RECORD	PCT. RANK	GAMES	SCHEDULE	OF SCHEDULE	RPI	RPI	RPI	RPI
DIV. I ONLY	30- 2	4	12- 0	9	1	3	3	4	4	
DIV. I NON-CONF.	12- 1	9	0- 0	15	1	3	3	3	3	
TOTALS	RPI 1-25	RPI 26-50	W-L RECORDS	RPI 51-100	RPI 101-150	RPI 150+				
30- 2	12- 2	3- 0	OVERALL	11- 0	1- 0	3- 0				
15- 0	6- 0	1- 0	HOME	6- 0	1- 0	1- 0				
10- 2	3- 2	2- 0	AWAY	3- 0	0- 0	2- 0				
5- 0	3- 0	0- 0	NEUTRAL	2- 0	0- 0	0- 0				
12- 1	7- 1	0- 0	NON-CONFERENCE	3- 0	0- 0	2- 0				
7- 0	4- 0	0- 0	HOME	2- 0	0- 0	1- 0				
3- 1	2- 1	0- 0	AWAY	0- 0	0- 0	1- 0				
2- 0	1- 0	0- 0	NEUTRAL	1- 0	0- 0	0- 0				
18- 1	5- 1	3- 0	CONFERENCE	8- 0	1- 0	1- 0				
8- 0	2- 0	1- 0	HOME	4- 0	1- 0	0- 0				
7- 1	1- 1	2- 0	AWAY	3- 0	0- 0	1- 0				
3- 0	2- 0	0- 0	NEUTRAL	1- 0	0- 0	0- 0				

RPI	S	Opponent	Score	RPI	S	Opponent	Score	RPI	S	Opponent	Score	RPI	S	Opponent	Score
2	A	Stanford	52 67	29	A	LSU	55 43	53	A	South Carolina	60 55	116	H	Arkansas	74 57
8	H	Oklahoma	96 75	29	H	LSU	70 61	53	H	South Carolina	79 62	166	A	Alabama	74 67
13	H	Texas	78 58	45	A	Mississippi St.	75 48	55	H	Old Dominion	102 62	244	H	George Washington	93 53
15	H	Baylor	74 65					58	N	Texas Tech	91 53	306	A	San Francisco	89 34
17	A	Virginia	77 63					69	H	Auburn	85 56				
19	H	Kentucky	81 65					77	A	Mississippi	61 58				
19	N	Kentucky	70 62					77	H	Mississippi	75 63				
21	A	Vanderbilt	69 60					77	N	Mississippi	76 51				
21	H	Vanderbilt	64 57					78	H	Louisville	86 56				
21	N	Vanderbilt	68 49					85	A	Florida	66 64				
22	H	UCLA	61 47					85	H	Florida	83 44				
23	A	Middle Tenn.	69 52												
24	N	Rutgers	68 54												
25	A	Georgia	50 53												
LAST 12 Division I GAMES:															
		19	N	Kentucky	70	62			166	A	Alabama	74	67		
		21	N	Vanderbilt	68	49			85	H	Florida	83	44		
		77	N	Mississippi	76	51			77	A	Mississippi	61	58		
		77	H	Mississippi	75	63			21	A	Vanderbilt	69	60		
		19	H	Kentucky	81	65			116	H	Arkansas	74	57		
		29	H	LSU	70	61			53	A	South Carolina	60	55		

Non-Div I Games:

Tennessee

■ Loss,
■ Non-Conf, S Site,
■ Home
■ Away
N Neutral

Tennessee St.

Through Games Of Sunday, March 14, 2010

Average RPI Win:	276	WON-LOST	WINNING	LAST 12	STRENGTH OF	OPP. STRENGTH	TEAM	ADJ.	CONF.	ADJ CONF.
Average RPI Loss:	212	RECORD	PCT. RANK	GAMES	SCHEDULE	OF SCHEDULE	RPI	RPI	RPI	RPI
DIV. I ONLY	9- 18	270	4- 8	306	317	301	301	28	28	
DIV. I NON-CONF.	2- 6	282	0- 0	281	284	315	313	29	29	
TOTALS	RPI 1-25	RPI 26-50	W-L RECORDS	RPI 51-100	RPI 101-150	RPI 150+				
9- 18	0- 2	0- 0	OVERALL	0- 0	0- 3	9- 13				
7- 5	0- 0	0- 0	HOME	0- 0	0- 1	7- 4				
2- 11	0- 2	0- 0	AWAY	0- 0	0- 2	2- 7				
0- 2	0- 0	0- 0	NEUTRAL	0- 0	0- 0	0- 2				
2- 6	0- 2	0- 0	NON-CONFERENCE	0- 0	0- 0	2- 4				
2- 1	0- 0	0- 0	HOME	0- 0	0- 0	2- 1				
0- 3	0- 2	0- 0	AWAY	0- 0	0- 0	0- 1				
0- 2	0- 0	0- 0	NEUTRAL	0- 0	0- 0	0- 2				
7- 12	0- 0	0- 0	CONFERENCE	0- 0	0- 3	7- 9				
5- 4	0- 0	0- 0	HOME	0- 0	0- 1	5- 3				
2- 8	0- 0	0- 0	AWAY	0- 0	0- 2	2- 6				
0- 0	0- 0	0- 0	NEUTRAL	0- 0	0- 0	0- 0				

RPI 1-25				RPI 26-50				RPI 51-100				RPI 101+ Team's RPI: 301			
RPI	S	Opponent	Score	RPI	S	Opponent	Score	RPI	S	Opponent	Score	RPI	S	Opponent	Score
21	A	Vanderbilt	47 84									148	A	Eastern Ill.	67 79
25	A	Georgia	50 71									148	A	Eastern Ill.	56 73
												148	H	Eastern Ill.	57 70
												161	A	Morehead St.	47 61
												161	H	Morehead St.	65 76
												176	A	Austin Peay	66 77
												176	H	Austin Peay	68 57
												185	N	San Diego	45 79
												232	H	Belmont	74 66
												259	H	Alabama A&M	67 76
												264	A	Eastern Ky.	56 64
												264	H	Eastern Ky.	61 54
												270	A	Tennessee Tech	65 62
												270	H	Tennessee Tech	73 76
												281	A	Murray St.	69 77
												281	H	Murray St.	82 72
												285	A	UT Martin	51 60
												285	H	UT Martin	51 38
												307	N	Cornell	73 92
												315	A	Jacksonville St.	75 82
												315	H	Jacksonville St.	65 67
												324	A	Southeast Mo. St.	76 63
												324	H	Southeast Mo. St.	54 50
												331	H	Lipscomb	72 69
												338	A	Jackson St.	63 74
LAST 12 Division I GAMES:															
148	A	Eastern Ill.	56 73	285	A	UT Martin	51 60								
148	A	Eastern Ill.	67 79	281	A	Murray St.	69 77								
324	A	Southeast Mo. St.	76 63	264	H	Eastern Ky.	61 54								
315	H	Jacksonville St.	65 67	161	H	Morehead St.	65 76								
270	H	Tennessee Tech	73 76	270	A	Tennessee Tech	65 62								
176	H	Austin Peay	68 57	315	A	Jacksonville St.	75 82								

Non-Div I Games: Cumberland (TN) 60 42

Tennessee St.

Loss, Non-Conf, S Site, H Home A Away N Neutral

Tennessee Tech

Through Games Of Sunday, March 14, 2010

Average RPI Win:	283	WON-LOST	WINNING	LAST 12	STRENGTH OF	OPP. STRENGTH	TEAM	ADJ.	CONF.	ADJ CONF.
Average RPI Loss:	183	RECORD	PCT. RANK	GAMES	SCHEDULE	OF SCHEDULE	RPI	RPI	RPI	RPI
DIV. I ONLY	13- 16	200	6- 6	332	227	272	270	28	28	
DIV. I NON-CONF.	5- 5	160	1- 0	326	50	243	245	29	29	
TOTALS	RPI 1-25	RPI 26-50	W-L RECORDS	RPI 51-100	RPI 101-150	RPI 150+				
13- 16	0- 2	0- 0	OVERALL	0- 1	0- 2	13- 11				
10- 3	0- 0	0- 0	HOME	0- 0	0- 1	10- 2				
2- 12	0- 2	0- 0	AWAY	0- 1	0- 1	2- 8				
1- 1	0- 0	0- 0	NEUTRAL	0- 0	0- 0	1- 1				
5- 5	0- 2	0- 0	NON-CONFERENCE	0- 1	0- 0	5- 2				
4- 0	0- 0	0- 0	HOME	0- 0	0- 0	4- 0				
0- 4	0- 2	0- 0	AWAY	0- 1	0- 0	0- 1				
1- 1	0- 0	0- 0	NEUTRAL	0- 0	0- 0	1- 1				
8- 11	0- 0	0- 0	CONFERENCE	0- 0	0- 2	8- 9				
6- 3	0- 0	0- 0	HOME	0- 0	0- 1	6- 2				
2- 8	0- 0	0- 0	AWAY	0- 0	0- 1	2- 7				
0- 0	0- 0	0- 0	NEUTRAL	0- 0	0- 0	0- 0				

RPI 1-25				RPI 26-50				RPI 51-100				RPI 101+ Team's RPI: 270			
RPI	S	Opponent	Score	RPI	S	Opponent	Score	RPI	S	Opponent	Score	RPI	S	Opponent	Score
15	A	Baylor	55 100					78	A	Louisville	54 84	148	A	Eastern Ill.	68 79
23	A	Middle Tenn.	39 76									148	H	Eastern Ill.	59 80
												161	A	Morehead St.	45 80
												161	H	Morehead St.	63 71
												166	N	Alabama	68 73
												176	A	Austin Peay	70 78
												176	A	Austin Peay	61 79
												176	H	Austin Peay	77 56
												220	A	St. Louis	58 78
												232	H	Belmont	72 69
												264	A	Eastern Ky.	60 61
												264	H	Eastern Ky.	75 47
												265	H	SIU Edwardsville	68 60
												279	H	Southern Ill.	59 56
												281	A	Murray St.	72 82
												281	H	Murray St.	80 67
												285	A	UT Martin	52 56
												285	H	UT Martin	85 41
												301	A	Tennessee St.	76 73
												301	H	Tennessee St.	62 65
												315	A	Jacksonville St.	68 59
												315	H	Jacksonville St.	77 61
												316	N	Air Force	81 49
												324	A	Southeast Mo. St.	56 61
												324	H	Southeast Mo. St.	59 56
												331	H	Lipscomb	73 65
LAST 12 Division I GAMES:															
176	A	Austin Peay	61 79	281	H	Murray St.	80 67								
315	H	Jacksonville St.	77 61	161	A	Morehead St.	45 80								
265	H	SIU Edwardsville	68 60	264	A	Eastern Ky.	60 61								
176	A	Austin Peay	70 78	324	H	Southeast Mo. St.	59 56								
301	A	Tennessee St.	76 73	148	H	Eastern Ill.	59 80								
285	H	UT Martin	85 41	301	H	Tennessee St.	62 65								

Non-Div I Games: Bluefield Col. 94 62

Tennessee Tech

Loss, Non-Conf, S Site, H Home A Away N Neutral

Average RPI Win:	312	WON-LOST	WINNING	LAST 12	STRENGTH OF	OPP. STRENGTH	TEAM	ADJ.	CONF.	ADJ CONF.
Average RPI Loss:	195	RECORD	PCT. RANK	GAMES	SCHEDULE	OF SCHEDULE	RPI	RPI	RPI	RPI
DIV. I ONLY	11- 17	239	7- 5	335	319	304	305	33	33	
DIV. I NON-CONF.	7- 14	240	5- 2	289	294	292	296	33	33	
TOTALS	RPI 1-25	RPI 26-50	W-L RECORDS	RPI 51-100	RPI 101-150	RPI 150+				
11- 17	0- 2	0- 0	OVERALL	0- 1	1- 3	10- 11				
5- 4	0- 0	0- 0	HOME	0- 0	0- 1	5- 3				
4- 11	0- 2	0- 0	AWAY	0- 0	1- 2	3- 7				
2- 2	0- 0	0- 0	NEUTRAL	0- 1	0- 0	2- 1				
7- 14	0- 2	0- 0	NON-CONFERENCE	0- 1	1- 3	6- 8				
2- 4	0- 0	0- 0	HOME	0- 0	0- 1	2- 3				
3- 8	0- 2	0- 0	AWAY	0- 0	1- 2	2- 4				
2- 2	0- 0	0- 0	NEUTRAL	0- 1	0- 0	2- 1				
4- 3	0- 0	0- 0	CONFERENCE	0- 0	0- 0	4- 3				
3- 0	0- 0	0- 0	HOME	0- 0	0- 0	3- 0				
1- 3	0- 0	0- 0	AWAY	0- 0	0- 0	1- 3				
0- 0	0- 0	0- 0	NEUTRAL	0- 0	0- 0	0- 0				

RPI 1-25				RPI 26-50				RPI 51-100				RPI 101+ Team's RPI: 305			
RPI	S	Opponent	Score	RPI	S	Opponent	Score	RPI	S	Opponent	Score	RPI	S	Opponent	Score
12	A	Oklahoma St.	31 84					60	N	Gardner-Webb	57 74	110	A	Missouri	34 83
15	A	Baylor	46 100									140	A	Oral Roberts	65 98
												144	A	A&M-Corpus Christi	84 76
												144	H	A&M-Corpus Christi	60 61
												159	A	Rice	47 71
												209	A	North Dakota	61 101
												209	H	North Dakota	47 63
												230	N	Long Beach St.	56 79
												239	A	North Texas	73 83
												252	A	Longwood	62 72
												271	H	Texas Southern	58 65
												298	H	Ark.-Pine Bluff	58 69
												309	A	Chicago St.	63 78
												309	H	Chicago St.	70 60
												312	A	South Dakota	57 56
												312	H	South Dakota	60 57
												318	A	NJIT	66 70
												318	H	NJIT	62 54
												336	A	Utah Valley	56 72
												336	A	Utah Valley	71 61
												336	H	Utah Valley	78 69
												338	N	Jackson St.	49 48
												344	A	Houston Baptist	77 76
												344	H	Houston Baptist	79 66
												344	N	Houston Baptist	69 61
LAST 12 Division I GAMES:															
336	A	Utah Valley	56 72	336	H	Utah Valley	78 69								
344	N	Houston Baptist	69 61	344	H	Houston Baptist	79 66								
209	A	North Dakota	61 101	309	A	Chicago St.	63 78								
312	A	South Dakota	57 56	336	A	Utah Valley	71 61								
344	A	Houston Baptist	77 76	312	H	South Dakota	60 57								
318	A	NJIT	66 70	209	H	North Dakota	47 63								

Non-Div I Games: LeTourneau 75 37 St. Edward's 68 41

Tex.-Pan American

■ Loss,
 ■ Non-Conf,
 ■ S Site,
 ■ Home
 ■ A Away
 N Neutral

Average RPI Win: 108	WON-LOST	WINNING	LAST 12	STRENGTH OF	OPP. STRENGTH	TEAM	ADJ.	CONF.	ADJ CONF.
Average RPI Loss: 11	RECORD	PCT. RANK	GAMES	SCHEDULE	OF SCHEDULE	RPI	RPI	RPI	RPI
DIV. I ONLY	22- 10	60	8- 4	11	3	13	13	1	1
DIV. I NON-CONF.	11- 3	48	0- 0	43	23	20	20	1	1
TOTALS	RPI 1-25	RPI 26-50	W-L RECORDS	RPI 51-100	RPI 101-150	RPI 150+			
22- 10	5- 8	2- 2	OVERALL	5- 0	4- 0	6- 0			
12- 3	2- 2	0- 1	HOME	3- 0	2- 0	5- 0			
6- 4	2- 4	1- 0	AWAY	2- 0	1- 0	0- 0			
4- 3	1- 2	1- 1	NEUTRAL	0- 0	1- 0	1- 0			
11- 3	1- 2	1- 1	NON-CONFERENCE	2- 0	1- 0	6- 0			
7- 0	0- 0	0- 0	HOME	1- 0	1- 0	5- 0			
1- 1	0- 1	0- 0	AWAY	1- 0	0- 0	0- 0			
3- 2	1- 1	1- 1	NEUTRAL	0- 0	0- 0	1- 0			
11- 7	4- 6	1- 1	CONFERENCE	3- 0	3- 0	0- 0			
5- 3	2- 2	0- 1	HOME	2- 0	1- 0	0- 0			
5- 3	2- 3	1- 0	AWAY	1- 0	1- 0	0- 0			
1- 1	0- 1	0- 0	NEUTRAL	0- 0	1- 0	0- 0			

RPI	S	Opponent	Score	RPI	S	Opponent	Score	RPI	S	Opponent	Score	RPI	S	Opponent	Score
1	N	Connecticut	58 83	26	H	Iowa St.	71 73	58	A	Texas Tech	95 90	110	H	Missouri	60 41
3	A	Tennessee	58 78	36	N	Southern California	54 61	58	H	Texas Tech	81 51	110	N	Missouri	64 59
4	A	Nebraska	79 91	44	A	Kansas	85 82	77	H	Mississippi	64 58	121	A	Colorado	74 50
6	A	Texas A&M	44 58	45	N	Mississippi St.	73 55	80	A	Miami (FL)	76 65	140	H	Oral Roberts	94 80
6	H	Texas A&M	70 91					89	H	Kansas St.	62 41	165	H	UTSA	71 60
6	N	Texas A&M	64 77									197	N	Central Mich.	94 83
8	A	Oklahoma	75 57									200	H	Texas-Arlington	84 41
8	H	Oklahoma	60 75									239	H	North Texas	96 52
12	A	Oklahoma St.	72 73									271	H	Texas Southern	91 42
12	H	Oklahoma St.	77 63									298	H	Ark.-Pine Bluff	114 53
15	A	Baylor	70 54												
15	H	Baylor	61 50												
24	N	Rutgers	70 67												
LAST 12 Division I GAMES:															
		6 N Texas A&M	64 77			6 A Texas A&M	44 58								
		110 N Missouri	64 59			89 H Kansas St.	62 41								
		15 A Baylor	70 54			44 A Kansas	85 82								
		110 H Missouri	60 41			121 A Colorado	74 50								
		8 H Oklahoma	60 75			58 H Texas Tech	81 51								
		12 A Oklahoma St.	72 73			8 A Oklahoma	75 57								

Non-Div I Games:

Texas

Average RPI Win:	80	WON-LOST	WINNING	LAST 12	STRENGTH OF	OPP. STRENGTH	TEAM	ADJ.	CONF.	ADJ CONF.
Average RPI Loss:	22	RECORD	PCT. RANK	GAMES	SCHEDULE	OF SCHEDULE	RPI	RPI	RPI	RPI
DIV. I ONLY	25- 7	29	9- 3	3	4	6	6	1	1	
DIV. I NON-CONF.	12- 1	9	0- 0	24	44	5	5	1	1	
TOTALS	RPI 1-25	RPI 26-50	W-L RECORDS	RPI 51-100	RPI 101-150	RPI 150+				
25- 7	8- 5	3- 1	OVERALL	6- 1	3- 0	5- 0				
12- 2	3- 2	1- 0	HOME	2- 0	2- 0	4- 0				
7- 5	2- 3	1- 1	AWAY	3- 1	1- 0	0- 0				
6- 0	3- 0	1- 0	NEUTRAL	1- 0	0- 0	1- 0				
12- 1	1- 0	1- 1	NON-CONFERENCE	4- 0	1- 0	5- 0				
6- 0	1- 0	0- 0	HOME	0- 0	1- 0	4- 0				
3- 1	0- 0	0- 1	AWAY	3- 0	0- 0	0- 0				
3- 0	0- 0	1- 0	NEUTRAL	1- 0	0- 0	1- 0				
13- 6	7- 5	2- 0	CONFERENCE	2- 1	2- 0	0- 0				
6- 2	2- 2	1- 0	HOME	2- 0	1- 0	0- 0				
4- 4	2- 3	1- 0	AWAY	0- 1	1- 0	0- 0				
3- 0	3- 0	0- 0	NEUTRAL	0- 0	0- 0	0- 0				

RPI	S	Opponent	Score	RPI	S	Opponent	Score	RPI	S	Opponent	Score	RPI	S	Opponent	Score
4	A	Nebraska	60 71	26	H	Iowa St.	68 44	58	A	Texas Tech	54 57	107	H	Lamar	90 57
4	N	Nebraska	80 70	30	N	Gonzaga	80 76	58	H	Texas Tech	69 54	110	H	Missouri	65 55
5	H	Duke	95 77	42	A	TCU	54 56	59	A	California	68 61	121	A	Colorado	95 61
8	A	Oklahoma	65 74	44	A	Kansas	78 54	66	N	Arizona St.	72 62	159	H	Rice	86 50
8	H	Oklahoma	78 55					69	A	Auburn	79 59	168	H	Stephen F. Austin	106 56
8	N	Oklahoma	74 67					74	A	New Mexico	84 69	236	H	Prairie View	89 48
12	A	Oklahoma St.	69 52					89	H	Kansas St.	69 63	239	H	North Texas	108 49
12	H	Oklahoma St.	63 67									279	N	Southern Ill.	72 58
13	A	Texas	91 70												
13	H	Texas	58 44												
13	N	Texas	77 64												
15	A	Baylor	53 61												
15	H	Baylor	63 65												
LAST 12 Division I GAMES:															
		8 N Oklahoma	74 67			15 H Baylor	63 65								
		4 N Nebraska	80 70			13 H Texas	58 44								
		13 N Texas	77 64			12 A Oklahoma St.	69 52								
		44 A Kansas	78 54			89 H Kansas St.	69 63								
		8 H Oklahoma	78 55			58 A Texas Tech	54 57								
		121 A Colorado	95 61			4 A Nebraska	60 71								

Non-Div I Games:

Texas A&M

Texas Southern

Through Games Of Sunday, March 14, 2010

Average RPI Win:	286	WON-LOST	WINNING	LAST 12	STRENGTH OF	OPP. STRENGTH	TEAM	ADJ.	CONF.	ADJ CONF.
Average RPI Loss:	217	RECORD	PCT. RANK	GAMES	SCHEDULE	OF SCHEDULE	RPI	RPI	RPI	RPI
DIV. I ONLY	13- 18	217	5- 7	304	338	271	271	32	32	
DIV. I NON-CONF.	3- 8	271	0- 0	220	242	278	276	32	32	
TOTALS	RPI 1-25	RPI 26-50	W-L RECORDS	RPI 51-100	RPI 101-150	RPI 150+				
13- 18	0- 1	0- 1	OVERALL	0- 1	0- 2	13- 13				
8- 3	0- 0	0- 0	HOME	0- 0	0- 1	8- 2				
4- 14	0- 1	0- 1	AWAY	0- 1	0- 1	4- 10				
1- 1	0- 0	0- 0	NEUTRAL	0- 0	0- 0	1- 1				
3- 8	0- 1	0- 1	NON-CONFERENCE	0- 1	0- 2	3- 3				
1- 1	0- 0	0- 0	HOME	0- 0	0- 1	1- 0				
2- 7	0- 1	0- 1	AWAY	0- 1	0- 1	2- 3				
0- 0	0- 0	0- 0	NEUTRAL	0- 0	0- 0	0- 0				
10- 10	0- 0	0- 0	CONFERENCE	0- 0	0- 0	10- 10				
7- 2	0- 0	0- 0	HOME	0- 0	0- 0	7- 2				
2- 7	0- 0	0- 0	AWAY	0- 0	0- 0	2- 7				
1- 1	0- 0	0- 0	NEUTRAL	0- 0	0- 0	1- 1				

RPI 1-25				RPI 26-50				RPI 51-100				RPI 101+ Team's RPI: 271			
RPI	S	Opponent	Score	RPI	S	Opponent	Score	RPI	S	Opponent	Score	RPI	S	Opponent	Score
13	A	Texas	42 91	42	A	TCU	55 85	68	A	SMU	56 62	139	A	UTEP	49 72
												144	H	A&M-Corpus Christi	62 71
												168	A	Stephen F. Austin	43 82
												190	A	Southern U.	53 61
												190	H	Southern U.	57 44
												190	N	Southern U.	55 67
												236	A	Prairie View	49 58
												236	H	Prairie View	53 76
												246	A	Sam Houston St.	80 65
												259	A	Alabama A&M	56 55
												259	H	Alabama A&M	71 45
												291	A	Alabama St.	42 56
												291	H	Alabama St.	54 49
												297	A	Grambling	78 72
												297	H	Grambling	52 59
												297	N	Grambling	63 57
												298	A	Ark.-Pine Bluff	60 68
												298	H	Ark.-Pine Bluff	90 82
												299	A	Alcorn St.	69 74
												299	H	Alcorn St.	70 57
												300	A	La.-Lafayette	57 64
												305	A	Tex.-Pan American	65 58
												313	A	Mississippi Val.	66 69
												313	H	Mississippi Val.	67 66
												323	H	Texas St.	64 57
												337	A	Nicholls St.	52 57
LAST 12 Division I GAMES:															
				190	N	Southern U.	55 67					298	A	Ark.-Pine Bluff	60 68
				297	N	Grambling	63 57					313	A	Mississippi Val.	66 69
				190	A	Southern U.	53 61					338	H	Jackson St.	51 48
				299	A	Alcorn St.	69 74					297	H	Grambling	52 59
				259	H	Alabama A&M	71 45					236	A	Prairie View	49 58
				291	H	Alabama St.	54 49					259	A	Alabama A&M	56 55

Non-Div I Games:

Texas Southern

■ Loss,
 ■ Non-Conf,
 ■ S Site,
 ■ Home
 ■ A Away
 N Neutral

RPI	S	Opponent	Score	
338	A	Jackson St.	55	56
338	H	Jackson St.	51	48

Average RPI Win:	294	WON-LOST	WINNING	LAST 12	STRENGTH OF	OPP. STRENGTH	TEAM	ADJ.	CONF.	ADJ CONF.
Average RPI Loss:	174	RECORD	PCT. RANK	GAMES	SCHEDULE	OF SCHEDULE	RPI	RPI	RPI	RPI
DIV. I ONLY	3- 20	335	3- 9	186	242	326	323	26	26	
DIV. I NON-CONF.	0- 8	339	0- 0	154	149	327	327	26	25	
TOTALS	RPI 1-25	RPI 26-50	W-L RECORDS	RPI 51-100	RPI 101-150	RPI 150+				
3- 20	0- 1	0- 0	OVERALL	0- 2	0- 5	3- 12				
3- 6	0- 0	0- 0	HOME	0- 0	0- 2	3- 4				
0- 13	0- 1	0- 0	AWAY	0- 1	0- 3	0- 8				
0- 1	0- 0	0- 0	NEUTRAL	0- 1	0- 0	0- 0				
0- 8	0- 1	0- 0	NON-CONFERENCE	0- 2	0- 1	0- 4				
0- 1	0- 0	0- 0	HOME	0- 0	0- 0	0- 1				
0- 6	0- 1	0- 0	AWAY	0- 1	0- 1	0- 3				
0- 1	0- 0	0- 0	NEUTRAL	0- 1	0- 0	0- 0				
3- 12	0- 0	0- 0	CONFERENCE	0- 0	0- 4	3- 8				
3- 5	0- 0	0- 0	HOME	0- 0	0- 2	3- 3				
0- 7	0- 0	0- 0	AWAY	0- 0	0- 2	0- 5				
0- 0	0- 0	0- 0	NEUTRAL	0- 0	0- 0	0- 0				

RPI 1-25				RPI 26-50				RPI 51-100				RPI 101+ Team's RPI: 323			
RPI	S	Opponent	Score	RPI	S	Opponent	Score	RPI	S	Opponent	Score	RPI	S	Opponent	Score
15	A	Baylor	18 99					58	A	Texas Tech	71 75	107	A	Lamar	71 85
								92	N	Houston	58 90	107	H	Lamar	59 82
												139	A	UTEP	45 65
												144	A	A&M-Corpus Christi	72 78
												144	H	A&M-Corpus Christi	59 72
												165	A	UTSA	59 70
												165	H	UTSA	55 58
												168	A	Stephen F. Austin	83 95
												178	A	Colorado St.	54 66
												200	A	Texas-Arlington	59 71
												200	H	Texas-Arlington	60 66
												221	A	Central Ark.	67 79
												246	A	Sam Houston St.	89 92
												246	H	Sam Houston St.	81 85
												255	H	Northwestern St.	76 57
												271	A	Texas Southern	57 64
												278	H	La.-Monroe	48 54
												290	H	Southeastern La.	53 44
												333	A	McNeese St.	70 77
												337	H	Nicholls St.	62 50
LAST 12 Division I GAMES:															
246	A	Sam Houston St.	89 92	144	H	A&M-Corpus Christi	59 72								
165	H	UTSA	55 58	333	A	McNeese St.	70 77								
255	H	Northwestern St.	76 57	290	H	Southeastern La.	53 44								
168	A	Stephen F. Austin	83 95	200	A	Texas-Arlington	59 71								
337	H	Nicholls St.	62 50	165	A	UTSA	59 70								
107	A	Lamar	71 85	107	H	Lamar	59 82								

Non-Div I Games: Texas Col. 100 42 Huston-Tillotson 99 94 Our Lady Of The Lak62 47 S'western Assemblie65 51
Texas St.

Average RPI Win:	166	WON-LOST	WINNING	LAST 12	STRENGTH OF	OPP. STRENGTH	TEAM	ADJ.	CONF.	ADJ CONF.
Average RPI Loss:	26	RECORD	PCT. RANK	GAMES	SCHEDULE	OF SCHEDULE	RPI	RPI	RPI	RPI
DIV. I ONLY	17- 14	129	4- 8	31	21	59	58	1	1	
DIV. I NON-CONF.	12- 2	25	0- 0	129	213	43	44	1	1	
TOTALS	RPI 1-25	RPI 26-50	W-L RECORDS	RPI 51-100	RPI 101-150	RPI 150+				
17- 14	3- 10	1- 2	OVERALL	2- 1	2- 1	9- 0				
13- 5	1- 5	1- 0	HOME	1- 0	2- 0	8- 0				
3- 7	2- 4	0- 2	AWAY	1- 0	0- 1	0- 0				
1- 2	0- 1	0- 0	NEUTRAL	0- 1	0- 0	1- 0				
12- 2	1- 1	0- 1	NON-CONFERENCE	1- 0	1- 0	9- 0				
10- 0	0- 0	0- 0	HOME	1- 0	1- 0	8- 0				
1- 1	1- 0	0- 1	AWAY	0- 0	0- 0	0- 0				
1- 1	0- 1	0- 0	NEUTRAL	0- 0	0- 0	1- 0				
5- 12	2- 9	1- 1	CONFERENCE	1- 1	1- 1	0- 0				
3- 5	1- 5	1- 0	HOME	0- 0	1- 0	0- 0				
2- 6	1- 4	0- 1	AWAY	1- 0	0- 1	0- 0				
0- 1	0- 0	0- 0	NEUTRAL	0- 1	0- 0	0- 0				

RPI 1-25				RPI 26-50				RPI 51-100				Team's RPI: 58	RPI 101+			
RPI	S	Opponent	Score	RPI	S	Opponent	Score	RPI	S	Opponent	Score		RPI	S	Opponent	Score
3	N	Tennessee	53 91	26	A	Iowa St.	48 63	74	H	New Mexico	65 55		107	H	Lamar	70 56
4	H	Nebraska	47 89	41	A	Tulane	49 67	89	A	Kansas St.	75 67		110	A	Missouri	55 58
6	A	Texas A&M	54 69	44	H	Kansas	68 51	89	N	Kansas St.	51 59		121	H	Colorado	74 61
6	H	Texas A&M	57 54										200	H	Texas-Arlington	71 37
8	A	Oklahoma	58 73										205	H	Mercer	60 49
8	H	Oklahoma	66 70										209	N	North Dakota	81 61
12	A	Oklahoma St.	65 57										236	H	Prairie View	67 60
12	H	Oklahoma St.	70 80										246	H	Sam Houston St.	91 52
13	A	Texas	51 81										298	H	Ark.-Pine Bluff	97 57
13	H	Texas	90 95										306	H	San Francisco	69 38
15	A	Baylor	48 65										323	H	Texas St.	75 71
15	H	Baylor	60 69										330	H	Savannah St.	69 40
22	A	UCLA	59 58													
LAST 12 Division I GAMES:																
		89 N Kansas St.	51 59			15 A Baylor	48 65									
		110 A Missouri	55 58			12 A Oklahoma St.	65 57									
		15 H Baylor	60 69			6 H Texas A&M	57 54									
		12 H Oklahoma St.	70 80			13 A Texas	51 81									
		89 A Kansas St.	75 67			26 A Iowa St.	48 63									
		44 H Kansas	68 51			8 H Oklahoma	66 70									

Non-Div I Games:

Texas Tech

Average RPI Win: 264		WON-LOST	WINNING	LAST 12	STRENGTH OF	OPP. STRENGTH	TEAM	ADJ.	CONF.	ADJ CONF.
Average RPI Loss: 126		RECORD	PCT. RANK	GAMES	SCHEDULE	OF SCHEDULE	RPI	RPI	RPI	RPI
DIV. I ONLY		15- 16	174	7- 5	210	207	198	200	26	26
DIV. I NON-CONF.		5- 9	235	0- 1	200	105	229	231	26	25
TOTALS	RPI 1-25	RPI 26-50		W-L RECORDS	RPI 51-100		RPI 101-150	RPI 150+		
15- 16	0- 3	0- 0		OVERALL	0- 2		0- 6	15- 5		
7- 4	0- 0	0- 0		HOME	0- 1		0- 2	7- 1		
6- 9	0- 3	0- 0		AWAY	0- 1		0- 2	6- 3		
2- 3	0- 0	0- 0		NEUTRAL	0- 0		0- 2	2- 1		
5- 9	0- 3	0- 0		NON-CONFERENCE	0- 2		0- 1	5- 3		
2- 2	0- 0	0- 0		HOME	0- 1		0- 0	2- 1		
2- 5	0- 3	0- 0		AWAY	0- 1		0- 0	2- 1		
1- 2	0- 0	0- 0		NEUTRAL	0- 0		0- 1	1- 1		
10- 7	0- 0	0- 0		CONFERENCE	0- 0		0- 5	10- 2		
5- 2	0- 0	0- 0		HOME	0- 0		0- 2	5- 0		
4- 4	0- 0	0- 0		AWAY	0- 0		0- 2	4- 2		
1- 1	0- 0	0- 0		NEUTRAL	0- 0		0- 1	1- 0		

[illegible]

Non-Div I Games:

Texas-Arlington

■ Loss, ■ Non-Conf, S Site, H Home A Away N Neutral

T
o
l
e
d
o

T
o
l
e
d
o

Toledo

Page 337

Average RPI Win: 166	WON-LOST	WINNING	LAST 12	STRENGTH OF	OPP. STRENGTH	TEAM	ADJ.	CONF.	ADJ CONF.
Average RPI Loss: 126	RECORD	PCT. RANK	GAMES	SCHEDULE	OF SCHEDULE	RPI	RPI	RPI	RPI
DIV. I ONLY	15- 15	165	6- 6	95	110	133	135	8	8
DIV. I NON-CONF.	6- 5	144	0- 0	151	220	134	135	8	8

TOTALS	RPI 1-25	RPI 26-50	W-L RECORDS	RPI 51-100	RPI 101-150	RPI 150+			
15- 15	0- 1	1- 2	OVERALL	2- 3	4- 3	8- 6			
11- 4	0- 0	1- 1	HOME	1- 1	3- 1	6- 1			
4- 9	0- 1	0- 1	AWAY	1- 2	1- 2	2- 3			
0- 2	0- 0	0- 0	NEUTRAL	0- 0	0- 0	0- 2			
6- 5	0- 1	1- 0	NON-CONFERENCE	0- 1	1- 0	4- 3			
5- 1	0- 0	1- 0	HOME	0- 0	1- 0	3- 1			
1- 3	0- 1	0- 0	AWAY	0- 1	0- 0	1- 1			
0- 1	0- 0	0- 0	NEUTRAL	0- 0	0- 0	0- 1			
9- 10	0- 0	0- 2	CONFERENCE	2- 2	3- 3	4- 3			
6- 3	0- 0	0- 1	HOME	1- 1	2- 1	3- 0			
3- 6	0- 0	0- 1	AWAY	1- 1	1- 2	1- 2			
0- 1	0- 0	0- 0	NEUTRAL	0- 0	0- 0	0- 1			

RPI 1-25			RPI 26-50			RPI 51-100			RPI 101+ Team's RPI: 135		
RPI	S	Opponent	Score	RPI	S	Opponent	Score	RPI	S	Opponent	Score
10	A	West Virginia	42 79	37	A	James Madison	35 67	55	A	Old Dominion	64 56
				37	H	James Madison	68 72	55	H	Old Dominion	50 57
				46	H	Maryland	67 55	83	A	East Carolina	45 68
								99	A	Delaware	49 72
								99	H	Delaware	56 45
LAST 12 Division I GAMES:											
181	N	UNC Wilmington	30 50	192	A	William & Mary	63 60	104	A	Drexel	52 58
55	A	Old Dominion	64 56	172	H	Georgia St.	55 50	104	H	Drexel	53 48
99	H	Delaware	56 45	147	H	Northeastern	72 57	108	A	VCU	51 75
120	H	Hofstra	41 47	104	H	Drexel	53 48	120	A	Hofstra	66 58
181	A	UNC Wilmington	57 64	37	A	James Madison	35 67	120	H	Hofstra	41 47
104	A	Drexel	52 58	99	A	Delaware	49 72	138	H	N.C. A&T	74 69
								147	H	Northeastern	72 57
								172	A	Georgia St.	62 71
								172	H	Georgia St.	55 50
								181	A	UNC Wilmington	57 64
								181	H	UNC Wilmington	62 52
								181	N	UNC Wilmington	30 50
								192	A	William & Mary	63 60
								198	H	UMBC	72 74
								204	A	Navy	56 43
								219	H	George Mason	60 46
								233	H	Loyola (MD)	68 66
								243	A	Rhode Island	46 52
								257	H	Winthrop	56 46
								264	N	Eastern Ky.	50 54
								320	H	Bucknell	59 48

Non-Div I Games:

Towson

■ Loss,
 ■ Non-Conf,
 ■ S Site,
 ■ H Home
 ■ A Away
 N Neutral

Average RPI Win:	250	WON-LOST	WINNING	LAST 12	STRENGTH OF	OPP. STRENGTH	TEAM	ADJ.	CONF.	ADJ CONF.
Average RPI Loss:	154	RECORD	PCT. RANK	GAMES	SCHEDULE	OF SCHEDULE	RPI	RPI	RPI	RPI
DIV. I ONLY	11- 17	239	2- 10	259	185	251	251	15	15	
DIV. I NON-CONF.	6- 3	88	0- 1	332	278	199	201	16	16	
TOTALS	RPI 1-25	RPI 26-50	W-L RECORDS	RPI 51-100	RPI 101-150	RPI 150+				
11- 17	0- 2	0- 0	OVERALL	0- 4	0- 0	11- 11				
6- 6	0- 1	0- 0	HOME	0- 1	0- 0	6- 4				
4- 10	0- 1	0- 0	AWAY	0- 3	0- 0	4- 6				
1- 1	0- 0	0- 0	NEUTRAL	0- 0	0- 0	1- 1				
6- 3	0- 0	0- 0	NON-CONFERENCE	0- 1	0- 0	6- 2				
3- 0	0- 0	0- 0	HOME	0- 0	0- 0	3- 0				
2- 3	0- 0	0- 0	AWAY	0- 1	0- 0	2- 2				
1- 0	0- 0	0- 0	NEUTRAL	0- 0	0- 0	1- 0				
5- 14	0- 2	0- 0	CONFERENCE	0- 3	0- 0	5- 9				
3- 6	0- 1	0- 0	HOME	0- 1	0- 0	3- 4				
2- 7	0- 1	0- 0	AWAY	0- 2	0- 0	2- 4				
0- 1	0- 0	0- 0	NEUTRAL	0- 0	0- 0	0- 1				

RPI	S	Opponent	Score	RPI	S	Opponent	Score	RPI	S	Opponent	Score	RPI	S	Opponent	Score	Team's RPI: 251
23	A	Middle Tenn.	51 84					56	A	UALR	43 56	164	A	FIU	61 59	
23	H	Middle Tenn.	84 106					69	A	Auburn	65 70	164	H	FIU	47 55	
								82	A	Western Ky.	51 67	167	A	Fla. Atlantic	60 83	
								82	H	Western Ky.	56 63	167	H	Fla. Atlantic	67 78	
												172	A	Georgia St.	45 61	
												174	H	Denver	58 60	
												176	H	Austin Peay	71 41	
												196	A	South Ala.	68 81	
												196	H	South Ala.	57 59	
												213	A	Arkansas St.	75 69	
												213	N	Arkansas St.	54 60	
												224	H	New Orleans	62 39	
												239	H	North Texas	86 79	
												242	N	Morgan St.	60 54	
												252	A	Longwood	70 76	
												252	H	Longwood	74 57	
												278	A	La.-Monroe	67 69	
												278	H	La.-Monroe	65 52	
												300	A	La.-Lafayette	67 70	
												302	H	Army	74 65	
												315	A	Jacksonville St.	62 54	
												340	A	St. Francis (NY)	54 41	
LAST 12 Division I GAMES:																
213	N	Arkansas St.	54 60	252	A	Longwood	70 76									
213	A	Arkansas St.	75 69	82	A	Western Ky.	51 67									
56	A	UALR	43 56	23	A	Middle Tenn.	51 84									
167	H	Fla. Atlantic	67 78	196	H	South Ala.	57 59									
23	H	Middle Tenn.	84 106	278	H	La.-Monroe	65 52									
164	H	FIU	47 55	300	A	La.-Lafayette	67 70									

Non-Div I Games: Belhaven 84 54

Troy

■ Loss,
 ■ Non-Conf,
 ■ S Site,
 ■ Home
 ■ A Away
 N Neutral

Average RPI Win:	169	WON-LOST	WINNING	LAST 12	STRENGTH OF	OPP. STRENGTH	TEAM	ADJ.	CONF.	ADJ CONF.
Average RPI Loss:	81	RECORD	PCT. RANK	GAMES	SCHEDULE	OF SCHEDULE	RPI	RPI	RPI	RPI
DIV. I ONLY	26- 6	21	10- 2	106	115	41	41	9	9	
DIV. I NON-CONF.	11- 2	28	0- 0	136	258	48	54	9	9	
TOTALS	RPI 1-25	RPI 26-50	W-L RECORDS	RPI 51-100	RPI 101-150	RPI 150+				
26- 6	0- 0	0- 1	OVERALL	4- 4	8- 1	14- 0				
13- 3	0- 0	0- 1	HOME	2- 1	4- 1	7- 0				
9- 2	0- 0	0- 0	AWAY	1- 2	3- 0	5- 0				
4- 1	0- 0	0- 0	NEUTRAL	1- 1	1- 0	2- 0				
11- 2	0- 0	0- 1	NON-CONFERENCE	1- 1	2- 0	8- 0				
7- 1	0- 0	0- 1	HOME	1- 0	1- 0	5- 0				
3- 0	0- 0	0- 0	AWAY	0- 0	1- 0	2- 0				
1- 1	0- 0	0- 0	NEUTRAL	0- 1	0- 0	1- 0				
15- 4	0- 0	0- 0	CONFERENCE	3- 3	6- 1	6- 0				
6- 2	0- 0	0- 0	HOME	1- 1	3- 1	2- 0				
6- 2	0- 0	0- 0	AWAY	1- 2	2- 0	3- 0				
3- 0	0- 0	0- 0	NEUTRAL	1- 0	1- 0	1- 0				

RPI 1-25			Team's RPI: 41		RPI 51-100			RPI 101+			
RPI	S	Opponent	Score	RPI	S	Opponent	Score	RPI	S	Opponent	Score
29	H	LSU	65 73	58	H	Texas Tech	67 49	103	A	South Fla.	76 72
				64	N	Liberty	52 63	134	H	Long Island	82 59
				68	A	SMU	59 70	136	H	UAB	64 56
				68	H	SMU	78 59	136	N	UAB	62 54
				83	A	East Carolina	56 51	137	H	Memphis	86 61
				83	N	East Carolina	73 64	139	A	UTEP	66 64
				92	A	Houston	62 74	139	H	UTEP	57 47
				92	H	Houston	68 70	141	A	Tulsa	58 55
								141	H	Tulsa	67 80
								159	A	Rice	81 69
								159	H	Rice	82 60
								160	A	UCF	72 70
								160	N	UCF	63 62
								168	H	Stephen F. Austin	84 51
								180	A	Marshall	64 54
								196	A	South Ala.	73 71
								226	H	Southern Miss.	80 63
								233	N	Loyola (MD)	58 43
								236	H	Prairie View	67 63
								252	H	Longwood	73 58
								278	H	La.-Monroe	86 52
								290	A	Southeastern La.	81 45
								333	H	McNeese St.	75 45
LAST 12 Division I GAMES:											
136	N	UAB	62 54	136	H	UAB	64 56				
83	N	East Carolina	73 64	137	H	Memphis	86 61				
160	N	UCF	63 62	83	A	East Carolina	56 51				
139	A	UTEP	66 64	180	A	Marshall	64 54				
92	A	Houston	62 74	68	H	SMU	78 59				
159	A	Rice	81 69	141	H	Tulsa	67 80				

Non-Div I Games:

Tulane

Average RPI Win:	169	WON-LOST	WINNING	LAST 12	STRENGTH OF	OPP. STRENGTH	TEAM	ADJ.	CONF.	ADJ CONF.
Average RPI Loss:	125	RECORD	PCT. RANK	GAMES	SCHEDULE	OF SCHEDULE	RPI	RPI	RPI	RPI
DIV. I ONLY	12- 16	212	6- 6	65	157	146	141	9	9	
DIV. I NON-CONF.	6- 5	144	0- 0	46	334	104	103	9	9	
TOTALS	RPI 1-25	RPI 26-50	W-L RECORDS	RPI 51-100	RPI 101-150	RPI 150+				
12- 16	0- 0	1- 2	OVERALL	3- 3	0- 7	8- 4				
8- 5	0- 0	0- 1	HOME	2- 0	0- 2	6- 2				
3- 10	0- 0	1- 1	AWAY	1- 3	0- 4	1- 2				
1- 1	0- 0	0- 0	NEUTRAL	0- 0	0- 1	1- 0				
6- 5	0- 0	0- 1	NON-CONFERENCE	0- 1	0- 2	6- 1				
4- 1	0- 0	0- 0	HOME	0- 0	0- 1	4- 0				
1- 4	0- 0	0- 1	AWAY	0- 1	0- 1	1- 1				
1- 0	0- 0	0- 0	NEUTRAL	0- 0	0- 0	1- 0				
6- 11	0- 0	1- 1	CONFERENCE	3- 2	0- 5	2- 3				
4- 4	0- 0	0- 1	HOME	2- 0	0- 1	2- 2				
2- 6	0- 0	1- 0	AWAY	1- 2	0- 3	0- 1				
0- 1	0- 0	0- 0	NEUTRAL	0- 0	0- 1	0- 0				

RPI S	Opponent	Score	RPI S	Opponent	Score	RPI S	Opponent	Score	RPI S	Opponent	Score	Team's RPI: 141
41	A Tulane	80 67	41	H Tulane	55 58	68	A SMU	52 71	101	A Missouri St.	73 88	
49	A Marist	52 69	41	H Tulane	55 58	68	H SMU	57 54	136	A UAB	55 63	
			49	A Marist	52 69	83	A East Carolina	61 57	136	N UAB	45 52	
						92	A Houston	69 77	137	A Memphis	72 77	
						92	H Houston	65 62	139	A UTEP	58 75	
						98	A Fla. Gulf Coast	53 66	139	H UTEP	51 59	
									140	H Oral Roberts	69 74	
									155	N Akron	70 64	
									159	A Rice	56 63	
									159	H Rice	80 46	
									160	H UCF	49 50	
									168	H Stephen F. Austin	84 80	
									180	H Marshall	49 57	
									221	A Central Ark.	77 86	
									223	H UMKC	62 57	
									226	H Southern Miss.	76 61	
									238	H Cal St. Fullerton	78 58	
									247	H La Salle	62 39	
									333	A McNeese St.	86 45	
LAST 12 Division I GAMES:												
136	N UAB	45 52	159	H Rice	80 46							
68	A SMU	52 71	92	H Houston	65 62							
160	H UCF	49 50	139	A UTEP	58 75							
226	H Southern Miss.	76 61	41	A Tulane	80 67							
83	A East Carolina	61 57	159	A Rice	56 63							
68	H SMU	57 54	92	A Houston	69 77							

Non-Div I Games:

Tulsa

■ Loss,
 ■ Non-Conf,
 ■ S Site,
 ■ H Home
 ■ A Away
 N Neutral

Average RPI Win:	179	WON-LOST	WINNING	LAST 12	STRENGTH OF	OPP. STRENGTH	TEAM	ADJ.	CONF.	ADJ CONF.
Average RPI Loss:	106	RECORD	PCT. RANK	GAMES	SCHEDULE	OF SCHEDULE	RPI	RPI	RPI	RPI
DIV. I ONLY	17- 15	153	7- 5	141	86	136	136	9	9	
DIV. I NON-CONF.	6- 6	160	0- 0	252	84	189	194	9	9	
TOTALS	RPI 1-25	RPI 26-50	W-L RECORDS	RPI 51-100	RPI 101-150	RPI 150+				
17- 15	0- 2	0- 2	OVERALL	4- 4	3- 3	10- 4				
10- 4	0- 0	0- 0	HOME	2- 2	2- 0	6- 2				
3- 9	0- 2	0- 1	AWAY	0- 2	0- 2	3- 2				
4- 2	0- 0	0- 1	NEUTRAL	2- 0	1- 1	1- 0				
6- 6	0- 2	0- 0	NON-CONFERENCE	0- 2	0- 1	6- 1				
4- 2	0- 0	0- 0	HOME	0- 1	0- 0	4- 1				
1- 3	0- 2	0- 0	AWAY	0- 1	0- 0	1- 0				
1- 1	0- 0	0- 0	NEUTRAL	0- 0	0- 1	1- 0				
11- 9	0- 0	0- 2	CONFERENCE	4- 2	3- 2	4- 3				
6- 2	0- 0	0- 0	HOME	2- 1	2- 0	2- 1				
2- 6	0- 0	0- 1	AWAY	0- 1	0- 2	2- 2				
3- 1	0- 0	0- 1	NEUTRAL	2- 0	1- 0	0- 0				

RPI 1-25				RPI 26-50				RPI 51-100				RPI 101+ Team's RPI: 136			
RPI	S	Opponent	Score	RPI	S	Opponent	Score	RPI	S	Opponent	Score	RPI	S	Opponent	Score
9	A	Ohio St.	55 88	41	A	Tulane	56 64	68	H	SMU	62 60	115	N	Virginia Tech	66 68
25	A	Georgia	42 71	41	N	Tulane	54 62	68	N	SMU	64 55	137	A	Memphis	56 67
								80	H	Miami (FL)	54 70	137	H	Memphis	64 53
								83	A	East Carolina	74 78	139	A	UTEP	59 68
								83	H	East Carolina	65 57	141	H	Tulsa	63 55
								85	A	Florida	39 75	141	N	Tulsa	52 45
								92	H	Houston	62 63	159	A	Rice	58 72
								92	N	Houston	70 65	160	A	UCF	69 61
												160	H	UCF	73 80
												176	A	Austin Peay	75 66
												180	A	Marshall	84 85
												180	H	Marshall	45 44
												197	H	Central Mich.	70 59
												200	N	Texas-Arlington	59 46
												226	A	Southern Miss.	49 46
												226	H	Southern Miss.	66 60
												239	H	North Texas	63 76
												299	H	Alcorn St.	76 62
												313	H	Mississippi Val.	84 60
												343	H	Norfolk St.	55 53
LAST 12 Division I GAMES:															
				41	N	Tulane	54 62	83	H	East Carolina	65 57				
				92	N	Houston	70 65	41	A	Tulane	56 64				
				68	N	SMU	64 55	139	A	UTEP	59 68				
				141	N	Tulsa	52 45	226	H	Southern Miss.	66 60				
				137	H	Memphis	64 53	160	H	UCF	73 80				
				180	H	Marshall	45 44	159	A	Rice	58 72				

Non-Div I Games:

UAB

■ Loss,
 ■ Non-Conf,
 ■ S Site,
 ■ H Home
 ■ A Away
 N Neutral

Average RPI Win:	207	WON-LOST	WINNING	LAST 12	STRENGTH OF	OPP. STRENGTH	TEAM	ADJ.	CONF.	ADJ CONF.
Average RPI Loss:	78	RECORD	PCT. RANK	GAMES	SCHEDULE	OF SCHEDULE	RPI	RPI	RPI	RPI
DIV. I ONLY	26- 6	21	11- 1	176	141	57	56	15	15	
DIV. I NON-CONF.	7- 4	104	0- 0	147	48	96	94	16	16	
TOTALS	RPI 1-25	RPI 26-50	W-L RECORDS	RPI 51-100	RPI 101-150	RPI 150+				
26- 6	1- 3	0- 0	OVERALL	1- 1	1- 0	23- 2				
13- 1	1- 0	0- 0	HOME	1- 1	1- 0	10- 0				
11- 2	0- 1	0- 0	AWAY	0- 0	0- 0	11- 1				
2- 3	0- 2	0- 0	NEUTRAL	0- 0	0- 0	2- 1				
7- 4	0- 2	0- 0	NON-CONFERENCE	0- 1	1- 0	6- 1				
4- 1	0- 0	0- 0	HOME	0- 1	1- 0	3- 0				
3- 1	0- 1	0- 0	AWAY	0- 0	0- 0	3- 0				
0- 2	0- 1	0- 0	NEUTRAL	0- 0	0- 0	0- 1				
19- 2	1- 1	0- 0	CONFERENCE	1- 0	0- 0	17- 1				
9- 0	1- 0	0- 0	HOME	1- 0	0- 0	7- 0				
8- 1	0- 0	0- 0	AWAY	0- 0	0- 0	8- 1				
2- 1	0- 1	0- 0	NEUTRAL	0- 0	0- 0	2- 0				

RPI 1-25				RPI 26-50				RPI 51-100 Team's RPI: 56				RPI 101+			
RPI	S	Opponent	Score	RPI	S	Opponent	Score	RPI	S	Opponent	Score	RPI	S	Opponent	Score
4	N	Nebraska	45 62					77	H	Mississippi	51 70	139	H	UTEP	64 40
12	A	Oklahoma St.	58 67					82	H	Western Ky.	61 53	154	N	Drake	65 66
23	H	Middle Tenn.	63 43									157	A	Bradley	58 51
23	N	Middle Tenn.	68 70									159	A	Rice	73 54
												164	A	FIU	52 44
												167	A	Fla. Atlantic	73 63
												174	A	Denver	58 50
												174	H	Denver	64 58
												176	H	Austin Peay	82 54
												196	A	South Ala.	49 58
												213	A	Arkansas St.	75 49
												213	H	Arkansas St.	79 48
												213	N	Arkansas St.	73 60
												224	A	New Orleans	79 62
												224	H	New Orleans	73 43
												224	N	New Orleans	73 43
												226	A	Southern Miss.	59 40
												229	H	Northern Colo.	55 43
												239	A	North Texas	78 62
												239	H	North Texas	78 39
												251	H	Troy	56 43
												278	A	La.-Monroe	71 54
												278	H	La.-Monroe	75 46
												300	A	La.-Lafayette	56 49
												300	H	La.-Lafayette	88 38
												324	H	Southeast Mo. St.	87 55
LAST 12 Division I GAMES:															
		23	N	Middle Tenn.	68	70				174	A	Denver	58	50	
		224	N	New Orleans	73	43				82	H	Western Ky.	61	53	
		213	N	Arkansas St.	73	60				278	H	La.-Monroe	75	46	
		224	H	New Orleans	73	43				300	A	La.-Lafayette	56	49	
		251	H	Troy	56	43				213	H	Arkansas St.	79	48	
		239	A	North Texas	78	62				174	H	Denver	64	58	

Non-Div I Games:

UALR

■ Loss,
 ■ Non-Conf,
 ■ S Site,
 ■ Home
 ■ A Away
 N Neutral

Average RPI Win: 236		WON-LOST	WINNING	LAST 12	STRENGTH OF		OPP. STRENGTH	TEAM	ADJ.	CONF.	ADJ CONF.
Average RPI Loss: 160		RECORD	PCT. RANK	GAMES	SCHEDULE		OF SCHEDULE	RPI	RPI	RPI	RPI
DIV. I ONLY		21- 10	70	8- 4	307		202	148	151	25	25
DIV. I NON-CONF.		8- 5	115	0- 0	242		90	140	142	21	22
TOTALS		RPI 1-25	RPI 26-50		W-L RECORDS		RPI 51-100	RPI 101-150		RPI 150+	
21- 10	0- 1	0- 0		OVERALL		1- 2	0- 0		20- 7		
11- 3	0- 1	0- 0		HOME		0- 2	0- 0		11- 0		
9- 6	0- 0	0- 0		AWAY		1- 0	0- 0		8- 6		
1- 1	0- 0	0- 0		NEUTRAL		0- 0	0- 0		1- 1		
8- 5	0- 1	0- 0		NON-CONFERENCE		1- 2	0- 0		7- 2		
3- 3	0- 1	0- 0		HOME		0- 2	0- 0		3- 0		
5- 2	0- 0	0- 0		AWAY		1- 0	0- 0		4- 2		
0- 0	0- 0	0- 0		NEUTRAL		0- 0	0- 0		0- 0		
13- 5	0- 0	0- 0		CONFERENCE		0- 0	0- 0		13- 5		
8- 0	0- 0	0- 0		HOME		0- 0	0- 0		8- 0		
4- 4	0- 0	0- 0		AWAY		0- 0	0- 0		4- 4		
1- 1	0- 0	0- 0		NEUTRAL		0- 0	0- 0		1- 1		

RPI 1-25					
RPI	S	Opponent	Score		
2	H	Stanford	51	76	
RPI 26-50					
RPI	S	Opponent	Score		
RPI 51-100					
RPI	S	Opponent	Score		
65	H	Creighton	61	63	
73	A	St. Mary's (CA)	71	59	
89	H	Kansas St.	59	73	
RPI 101+					
RPI	S	Opponent	Score		
163	A	UC Riverside	53	57	
163	H	UC Riverside	54	50	
163	N	UC Riverside	67	71	
174	H	Denver	64	57	
179	A	Washington St.	54	64	
182	A	Cal Poly	48	69	
182	H	Cal Poly	77	72	
191	A	Seton Hall	54	58	
194	A	UC Santa Barbara	62	54	
194	H	UC Santa Barbara	54	49	
194	N	UC Santa Barbara	63	53	
203	A	Yale	60	55	
222	A	Cal St. Bakersfield	79	76	
230	A	Long Beach St.	70	46	
230	H	Long Beach St.	80	68	
234	H	Sacramento St.	72	64	
238	A	Cal St. Fullerton	57	68	
238	H	Cal St. Fullerton	80	52	
261	A	UC Irvine	77	44	
261	H	UC Irvine	74	71	
274	A	Santa Clara	74	56	
306	H	San Francisco	69	47	
321	A	Seattle	71	49	
326	A	Pacific	58	74	
326	H	Pacific	68	59	
335	A	Cal St. Northridge	82	56	
Team's RPI: 151					
LAST 12 Division I GAMES:					
163	N	UC Riverside	67	71	
194	N	UC Santa Barbara	63	53	
238	H	Cal St. Fullerton	80	52	
335	H	Cal St. Northridge	62	53	
163	A	UC Riverside	53	57	
230	A	Long Beach St.	70	46	
230	H	Long Beach St.	80	68	
261	H	UC Irvine	74	71	
326	A	Pacific	58	74	
194	A	UC Santa Barbara	62	54	
182	A	Cal Poly	48	69	
163	H	UC Riverside	54	50	

Non-Div I Games:

UC Davis

Loss, Non-Conf, S Site, H Home A Away N Neutral

RPI	S	Opponent	Score
335	H	Cal St. Northridge	62 53

U
C
D
a
v
i
s

U
C
D
a
v
i
s

UC Davis

Average RPI Win:	275	WON-LOST	WINNING	LAST 12	STRENGTH OF	OPP. STRENGTH	TEAM	ADJ.	CONF.	ADJ CONF.
Average RPI Loss:	153	RECORD	PCT. RANK	GAMES	SCHEDULE	OF SCHEDULE	RPI	RPI	RPI	RPI
DIV. I ONLY	9- 21	282	4- 8	172	265	263	261	25	25	
DIV. I NON-CONF.	3- 10	290	0- 1	50	210	207	206	21	22	
TOTALS	RPI 1-25	RPI 26-50	W-L RECORDS	RPI 51-100	RPI 101-150	RPI 150+				
9- 21	0- 0	0- 2	OVERALL	0- 3	0- 2	9- 14				
6- 9	0- 0	0- 1	HOME	0- 2	0- 1	6- 5				
3- 11	0- 0	0- 1	AWAY	0- 1	0- 1	3- 8				
0- 1	0- 0	0- 0	NEUTRAL	0- 0	0- 0	0- 1				
3- 10	0- 0	0- 2	NON-CONFERENCE	0- 3	0- 2	3- 3				
2- 5	0- 0	0- 1	HOME	0- 2	0- 1	2- 1				
1- 5	0- 0	0- 1	AWAY	0- 1	0- 1	1- 2				
0- 0	0- 0	0- 0	NEUTRAL	0- 0	0- 0	0- 0				
6- 11	0- 0	0- 0	CONFERENCE	0- 0	0- 0	6- 11				
4- 4	0- 0	0- 0	HOME	0- 0	0- 0	4- 4				
2- 6	0- 0	0- 0	AWAY	0- 0	0- 0	2- 6				
0- 1	0- 0	0- 0	NEUTRAL	0- 0	0- 0	0- 1				

RPI S	Opponent	Score	RPI S	Opponent	Score	RPI S	Opponent	Score	RPI S	Opponent	Score	Team's RPI: 261
30	A Gonzaga	57 96	51	H Princeton	50 78	103	H South Fla.	66 78				
35	H Fresno St.	60 63	52	H San Diego St.	42 64	121	A Colorado	56 61				
			86	A Pepperdine	74 91	151	A UC Davis	71 74				
						151	H UC Davis	44 77				
						163	A UC Riverside	53 64				
						163	H UC Riverside	66 80				
						173	H Eastern Wash.	87 73				
						182	A Cal Poly	61 73				
						182	H Cal Poly	69 83				
						193	A Loyola Marymount	65 62				
						194	A UC Santa Barbara	48 54				
						194	H UC Santa Barbara	55 57				
						215	A Oregon St.	42 58				
						222	A Cal St. Bakersfield	75 77				
						222	H Cal St. Bakersfield	72 78				
						230	A Long Beach St.	55 67				
						230	H Long Beach St.	68 61				
						238	A Cal St. Fullerton	74 76				
						238	H Cal St. Fullerton	73 65				
						238	N Cal St. Fullerton	76 89				
						321	H Seattle	60 59				
						326	A Pacific	70 54				
						326	H Pacific	68 57				
						335	A Cal St. Northridge	82 65				
						335	H Cal St. Northridge	69 64				
LAST 12 Division I GAMES:												
238	N Cal St. Fullerton	76 89	238	A Cal St. Fullerton	74 76							
182	H Cal Poly	69 83	222	H Cal St. Bakersfield	72 78							
194	H UC Santa Barbara	55 57	238	H Cal St. Fullerton	73 65							
335	A Cal St. Northridge	82 65	326	A Pacific	70 54							
163	H UC Riverside	66 80	163	A UC Riverside	53 64							
151	A UC Davis	71 74	230	H Long Beach St.	68 61							

Non-Div I Games:

UC Irvine

■ Loss,
 ■ Non-Conf,
 ■ S Site,
 ■ Home
 ■ A Away
 N Neutral

2022-23 OVERALL				THROUGH GAMES OF SUNDAY, MARCH 11, 2023						
Average RPI Win:	230	WON-LOST	WINNING	LAST 12	STRENGTH OF	OPP. STRENGTH	TEAM	ADJ.	CONF.	ADJ CONF.
Average RPI Loss:	141	RECORD	PCT. RANK	GAMES	SCHEDULE	OF SCHEDULE	RPI	RPI	RPI	RPI
DIV. I ONLY	17- 15	153	10- 2	195	191	163	163	25	25	
DIV. I NON-CONF.	3- 10	290	0- 0	141	22	242	239	21	22	

TOTALS	RPI 1-25		RPI 26-50	W-L RECORDS		RPI 51-100	RPI 101-150		RPI 150+	
17- 15	0- 2		0- 1	OVERALL		1- 3	1- 0		15- 9	
9- 5	0- 0		0- 0	HOME		0- 3	1- 0		8- 2	
5- 10	0- 2		0- 1	AWAY		1- 0	0- 0		4- 7	
3- 0	0- 0		0- 0	NEUTRAL		0- 0	0- 0		3- 0	
3- 10	0- 2		0- 1	NON-CONFERENCE		1- 3	1- 0		1- 4	
2- 4	0- 0		0- 0	HOME		0- 3	1- 0		1- 1	
1- 6	0- 2		0- 1	AWAY		1- 0	0- 0		0- 3	
0- 0	0- 0		0- 0	NEUTRAL		0- 0	0- 0		0- 0	
14- 5	0- 0		0- 0	CONFERENCE		0- 0	0- 0		14- 5	
7- 1	0- 0		0- 0	HOME		0- 0	0- 0		7- 1	
4- 4	0- 0		0- 0	AWAY		0- 0	0- 0		4- 4	
3- 0	0- 0		0- 0	NEUTRAL		0- 0	0- 0		3- 0	

RPI 1-25			
RPI	S	Opponent	Score
12	A	Oklahoma St.	46 69
21	A	Vanderbilt	60 75

RPI 26-50			
RPI	S	Opponent	Score
44	A	Kansas	60 75

RPI 51-100			
RPI	S	Opponent	Score
52	H	San Diego St.	59 66
79	H	Purdue	53 65
80	H	Miami (FL)	63 86
86	A	Pepperdine	80 72

RPI 101+			
RPI	S	Opponent	Score
124	H	Arizona	65 53
151	A	UC Davis	50 54
151	H	UC Davis	57 53
151	N	UC Davis	71 67
182	A	Cal Poly	51 58
182	H	Cal Poly	76 59
182	N	Cal Poly	54 51
187	A	Montana St.	74 82
188	H	Hawaii	58 63
194	A	UC Santa Barbara	60 54
194	H	UC Santa Barbara	77 60
202	A	Montana	55 65
222	A	Cal St. Bakersfield	70 85
230	A	Long Beach St.	46 55
230	H	Long Beach St.	61 70
238	A	Cal St. Fullerton	60 78
238	H	Cal St. Fullerton	53 51
238	N	Cal St. Fullerton	73 54
261	A	UC Irvine	80 66
261	H	UC Irvine	64 53
325	H	Northern Ariz.	81 63
326	A	Pacific	71 59
326	H	Pacific	50 41
335	A	Cal St. Northridge	75 53
335	H	Cal St. Northridge	74 61

Team's RPI: 163			
-----------------	--	--	--

LAST 12 Division I GAMES:			
151	N	UC Davis	71 67
182	N	Cal Poly	54 51
238	N	Cal St. Fullerton	73 54
230	H	Long Beach St.	61 70
151	H	UC Davis	57 53
326	H	Pacific	50 41
261	A	UC Irvine	80 66
182	A	Cal Poly	51 58
194	A	UC Santa Barbara	60 54
238	H	Cal St. Fullerton	53 51
335	A	Cal St. Northridge	75 53
326	A	Pacific	71 59

Non-Div I Games:

UC Riverside

■ Loss, ■ Non-Conf, S Site, H Home A Away N Neutral

Average RPI Win:	260	WON-LOST	WINNING	LAST 12	STRENGTH OF	OPP. STRENGTH	TEAM	ADJ.	CONF.	ADJ CONF.
Average RPI Loss:	135	RECORD	PCT. RANK	GAMES	SCHEDULE	OF SCHEDULE	RPI	RPI	RPI	RPI
DIV. I ONLY	15- 17	181	8- 4	170	253	193	194	25	25	
DIV. I NON-CONF.	4- 9	256	1- 0	26	161	156	160	21	22	
TOTALS	RPI 1-25	RPI 26-50	W-L RECORDS	RPI 51-100	RPI 101-150	RPI 150+				
15- 17	0- 2	0- 2	OVERALL	0- 1	0- 1	15- 11				
6- 8	0- 2	0- 1	HOME	0- 1	0- 0	6- 4				
7- 8	0- 0	0- 1	AWAY	0- 0	0- 1	7- 6				
2- 1	0- 0	0- 0	NEUTRAL	0- 0	0- 0	2- 1				
4- 9	0- 2	0- 2	NON-CONFERENCE	0- 1	0- 1	4- 3				
1- 5	0- 2	0- 1	HOME	0- 1	0- 0	1- 1				
3- 4	0- 0	0- 1	AWAY	0- 0	0- 1	3- 2				
0- 0	0- 0	0- 0	NEUTRAL	0- 0	0- 0	0- 0				
11- 8	0- 0	0- 0	CONFERENCE	0- 0	0- 0	11- 8				
5- 3	0- 0	0- 0	HOME	0- 0	0- 0	5- 3				
4- 4	0- 0	0- 0	AWAY	0- 0	0- 0	4- 4				
2- 1	0- 0	0- 0	NEUTRAL	0- 0	0- 0	2- 1				

RPI 1-25				RPI 26-50				RPI 51-100				RPI 101+ Team's RPI: 194			
RPI	S	Opponent	Score	RPI	S	Opponent	Score	RPI	S	Opponent	Score	RPI	S	Opponent	Score
19	H	Kentucky	54 68	30	A	Gonzaga	52 88	86	H	Pepperdine	49 56	127	A	Nevada	43 59
22	H	UCLA	49 61	35	H	Fresno St.	76 84					151	A	UC Davis	49 54
												151	H	UC Davis	54 62
												151	N	UC Davis	53 63
												163	A	UC Riverside	60 77
												163	H	UC Riverside	54 60
												171	A	Idaho	40 47
												182	A	Cal Poly	62 67
												182	H	Cal Poly	85 70
												184	A	Portland St.	56 62
												185	A	San Diego	75 65
												193	H	Loyola Marymount	40 65
												215	A	Oregon St.	59 53
												222	A	Cal St. Bakersfield	80 75
												222	H	Cal St. Bakersfield	79 51
												230	A	Long Beach St.	62 65
												230	H	Long Beach St.	63 78
												230	N	Long Beach St.	73 50
												238	A	Cal St. Fullerton	60 59
												238	H	Cal St. Fullerton	55 43
												261	A	UC Irvine	57 55
												261	H	UC Irvine	54 48
												326	A	Pacific	65 58
												326	H	Pacific	71 34
												326	N	Pacific	82 54
												335	A	Cal St. Northridge	67 54
LAST 12 Division I GAMES:															
				151	N	UC Davis	53 63					335	A	Cal St. Northridge	67 54
				230	N	Long Beach St.	73 50					238	H	Cal St. Fullerton	55 43
				326	N	Pacific	82 54					230	A	Long Beach St.	62 65
				222	A	Cal St. Bakersfield	80 75					163	H	UC Riverside	54 60
				261	A	UC Irvine	57 55					151	H	UC Davis	54 62
				182	H	Cal Poly	85 70					326	H	Pacific	71 34

Non-Div I Games:

UC Santa Barbara

■ Loss,
■ Non-Conf,
■ S Site,
■ Home
■ A Away
N Neutral

RPI	S	Opponent	Score
335	H	Cal St. Northridge	69 55

UC Santa Barbara^r
a

Average RPI Win:	193	WON-LOST	WINNING	LAST 12	STRENGTH OF	OPP. STRENGTH	TEAM	ADJ.	CONF.	ADJ CONF.
Average RPI Loss:	103	RECORD	PCT. RANK	GAMES	SCHEDULE	OF SCHEDULE	RPI	RPI	RPI	RPI
DIV. I ONLY	11- 16	229	7- 5	85	102	161	160	9	9	
DIV. I NON-CONF.	3- 6	240	0- 0	106	104	194	191	9	9	
TOTALS	RPI 1-25	RPI 26-50	W-L RECORDS	RPI 51-100	RPI 101-150	RPI 150+				
11- 16	0- 3	0- 2	OVERALL	2- 2	2- 5	7- 4				
6- 8	0- 2	0- 1	HOME	2- 0	0- 3	4- 2				
4- 7	0- 1	0- 0	AWAY	0- 2	2- 2	2- 2				
1- 1	0- 0	0- 1	NEUTRAL	0- 0	0- 0	1- 0				
3- 6	0- 3	0- 0	NON-CONFERENCE	0- 0	0- 1	3- 2				
2- 4	0- 2	0- 0	HOME	0- 0	0- 1	2- 1				
1- 2	0- 1	0- 0	AWAY	0- 0	0- 0	1- 1				
0- 0	0- 0	0- 0	NEUTRAL	0- 0	0- 0	0- 0				
8- 10	0- 0	0- 2	CONFERENCE	2- 2	2- 4	4- 2				
4- 4	0- 0	0- 1	HOME	2- 0	0- 2	2- 1				
3- 5	0- 0	0- 0	AWAY	0- 2	2- 2	1- 1				
1- 1	0- 0	0- 1	NEUTRAL	0- 0	0- 0	1- 0				

RPI S	Opponent	Score	RPI S	Opponent	Score	RPI S	Opponent	Score	RPI S	Opponent	Score	Team's RPI: 160
7	H Notre Dame	52 85	41	H Tulane	70 72	68	A SMU	61 69	136	A UAB	80 73	
14	H Florida St.	58 70	41	N Tulane	62 63	83	A East Carolina	62 73	136	H UAB	61 69	
23	A Middle Tenn.	53 78				83	H East Carolina	60 50	137	A Memphis	72 76	
						92	H Houston	78 66	137	H Memphis	47 49	
									139	A UTEP	67 77	
									141	A Tulsa	50 49	
									145	H Washington	59 62	
									159	H Rice	59 65	
									166	H Alabama	62 64	
									167	A Fla. Atlantic	61 63	
									180	A Marshall	60 74	
									180	H Marshall	56 47	
									180	N Marshall	59 57	
									226	A Southern Miss.	84 72	
									226	H Southern Miss.	70 60	
									237	H Bethune-Cookman	80 46	
									280	A Jacksonville	84 68	
									338	H Jackson St.	76 38	
LAST 12 Division I GAMES:												
41	N Tulane	62 63	159	H Rice	59 65							
180	N Marshall	59 57	137	A Memphis	72 76							
226	A Southern Miss.	84 72	136	A UAB	80 73							
141	A Tulsa	50 49	83	H East Carolina	60 50							
68	A SMU	61 69	180	H Marshall	56 47							
92	H Houston	78 66	41	H Tulane	70 72							

Non-Div I Games:

UCF

Average RPI Win:	129	WON-LOST	WINNING	LAST 12	STRENGTH OF	OPP. STRENGTH	TEAM	ADJ.	CONF.	ADJ CONF.
Average RPI Loss:	25	RECORD	PCT. RANK	GAMES	SCHEDULE	OF SCHEDULE	RPI	RPI	RPI	RPI
DIV. I ONLY	24- 8	35	10- 2	44	28	22	22	6	6	
DIV. I NON-CONF.	7- 4	104	0- 0	30	19	51	49	6	6	
TOTALS	RPI 1-25	RPI 26-50	W-L RECORDS	RPI 51-100	RPI 101-150	RPI 150+				
24- 8	0- 4	2- 3	OVERALL	9- 1	4- 0	9- 0				
12- 2	0- 1	1- 0	HOME	5- 1	2- 0	4- 0				
9- 4	0- 2	1- 2	AWAY	3- 0	2- 0	3- 0				
3- 2	0- 1	0- 1	NEUTRAL	1- 0	0- 0	2- 0				
7- 4	0- 1	0- 2	NON-CONFERENCE	3- 1	0- 0	4- 0				
4- 1	0- 0	0- 0	HOME	2- 1	0- 0	2- 0				
1- 2	0- 1	0- 1	AWAY	0- 0	0- 0	1- 0				
2- 1	0- 0	0- 1	NEUTRAL	1- 0	0- 0	1- 0				
17- 4	0- 3	2- 1	CONFERENCE	6- 0	4- 0	5- 0				
8- 1	0- 1	1- 0	HOME	3- 0	2- 0	2- 0				
8- 2	0- 1	1- 1	AWAY	3- 0	2- 0	2- 0				
1- 1	0- 1	0- 0	NEUTRAL	0- 0	0- 0	1- 0				

RPI	S	Opponent	Score	RPI	S	Opponent	Score	RPI	S	Opponent	Score	RPI	S	Opponent	Score
2	A	Stanford	53 74	36	A	Southern California	59 53	51	H	Princeton	69 59	124	A	Arizona	67 58
2	H	Stanford	61 65	36	A	Southern California	63 70	58	H	Texas Tech	58 59	124	H	Arizona	70 61
2	N	Stanford	46 70	36	H	Southern California	74 56	59	A	California	44 32	145	A	Washington	69 65
3	A	Tennessee	47 61	44	A	Kansas	49 54	59	H	California	57 46	145	H	Washington	73 55
				50	N	Illinois St.	55 61	66	A	Arizona St.	74 56	179	A	Washington St.	59 56
								66	H	Arizona St.	63 59	179	H	Washington St.	93 58
								71	N	Utah	69 33	188	H	Hawaii	98 52
								73	H	St. Mary's (CA)	83 58	193	H	Loyola Marymount	73 52
								100	A	Oregon	91 75	194	A	UC Santa Barbara	61 49
								100	H	Oregon	104 80	215	A	Oregon St.	74 53
												215	H	Oregon St.	70 44
												215	N	Oregon St.	60 44
												274	N	Santa Clara	77 51
LAST 12 Division I GAMES:															
		2 N Stanford	46 70			215 A Oregon St.	74 53								
		36 A Southern California	59 53			179 H Washington St.	93 58								
		215 N Oregon St.	60 44			145 H Washington	73 55								
		124 H Arizona	70 61			36 H Southern California	74 56								
		66 H Arizona St.	63 59			59 A California	44 32								
		100 A Oregon	91 75			2 A Stanford	53 74								

Non-Div I Games:

UCLA

U
M
B
C

UMBC				Through Games Of Sunday, March 14, 2010						
Average RPI Win: 224		WON-LOST	WINNING	LAST 12	STRENGTH OF	OPP. STRENGTH	TEAM	ADJ.	CONF.	ADJ CONF.
Average RPI Loss: 139		RECORD	PCT. RANK	GAMES	SCHEDULE	OF SCHEDULE	RPI	RPI	RPI	RPI
DIV. I ONLY		13- 17	205	5- 7	167	154	197	198	14	14
DIV. I NON-CONF.		6- 7	177	0- 0	142	173	161	159	14	14

TOTALS		RPI 1-25	RPI 26-50	W-L RECORDS	RPI 51-100	RPI 101-150	RPI 150+			
13- 17		0- 2	0- 4	OVERALL	1- 1	3- 3	9- 7			
5- 7		0- 1	0- 2	HOME	0- 1	1- 0	4- 3			
7- 9		0- 1	0- 2	AWAY	0- 0	2- 2	5- 4			
1- 1		0- 0	0- 0	NEUTRAL	1- 0	0- 1	0- 0			
6- 7		0- 2	0- 0	NON-CONFERENCE	1- 1	1- 2	4- 2			
2- 2		0- 1	0- 0	HOME	0- 1	0- 0	2- 0			
3- 5		0- 1	0- 0	AWAY	0- 0	1- 2	2- 2			
1- 0		0- 0	0- 0	NEUTRAL	1- 0	0- 0	0- 0			
7- 10		0- 0	0- 4	CONFERENCE	0- 0	2- 1	5- 5			
3- 5		0- 0	0- 2	HOME	0- 0	1- 0	2- 3			
4- 4		0- 0	0- 2	AWAY	0- 0	1- 0	3- 2			
0- 1		0- 0	0- 0	NEUTRAL	0- 0	0- 1	0- 0			

RPI 1-25		RPI 26-50		RPI 51-100		RPI 101+		Team's RPI: 198		
RPI S	Opponent	Score	RPI S	Opponent	Score	RPI S	Opponent	Score		
10 A	West Virginia	45 79	27 A	Hartford	45 85	83 N	East Carolina	66 58	115 A	Virginia Tech
17 H	Virginia	57 68	27 H	Hartford	66 69	99 H	Delaware	61 70	122 A	St. Joseph's
			39 A	Vermont	50 67				132 A	Boston U.
			39 H	Vermont	51 79				132 H	Boston U.
									132 N	Boston U.
									135 A	Towson
									204 H	Navy
									225 A	Binghamton
									225 H	Binghamton
									231 A	Stony Brook
									231 H	Stony Brook
									233 A	Loyola (MD)
									263 H	Md.-East. Shore
									266 A	Maine
									266 H	Maine
									268 A	Albany (NY)
									268 H	Albany (NY)
									275 A	New Hampshire
									275 H	New Hampshire
									294 A	Fordham
									311 A	Coppin St.
									320 A	Bucknell

LAST 12 Division I GAMES:										
132 N	Boston U.	49 60	225 A	Binghamton	36 70					
231 A	Stony Brook	48 59	266 H	Maine	57 45					
132 H	Boston U.	58 57	27 A	Hartford	45 85					
39 A	Vermont	50 67	231 H	Stony Brook	56 74					
268 H	Albany (NY)	51 40	132 A	Boston U.	65 63					
275 A	New Hampshire	54 40	39 H	Vermont	51 79					

U
M
B
C

Non-Div I Games:

UMBC

Average RPI Win:	268	WON-LOST	WINNING	LAST 12	STRENGTH OF	OPP. STRENGTH	TEAM	ADJ.	CONF.	ADJ CONF.
Average RPI Loss:	164	RECORD	PCT. RANK	GAMES	SCHEDULE	OF SCHEDULE	RPI	RPI	RPI	RPI
DIV. I ONLY	16- 15	160	7- 5	312	288	229	223	30	30	
DIV. I NON-CONF.	3- 8	271	0- 0	273	123	291	286	28	28	
TOTALS	RPI 1-25	RPI 26-50	W-L RECORDS	RPI 51-100	RPI 101-150	RPI 150+				
16- 15	0- 0	0- 1	OVERALL	0- 0	1- 7	15- 7				
9- 2	0- 0	0- 0	HOME	0- 0	1- 1	8- 1				
5- 9	0- 0	0- 1	AWAY	0- 0	0- 3	5- 5				
2- 4	0- 0	0- 0	NEUTRAL	0- 0	0- 3	2- 1				
3- 8	0- 0	0- 1	NON-CONFERENCE	0- 0	0- 3	3- 4				
2- 0	0- 0	0- 0	HOME	0- 0	0- 0	2- 0				
0- 5	0- 0	0- 1	AWAY	0- 0	0- 1	0- 3				
1- 3	0- 0	0- 0	NEUTRAL	0- 0	0- 2	1- 1				
13- 7	0- 0	0- 0	CONFERENCE	0- 0	1- 4	12- 3				
7- 2	0- 0	0- 0	HOME	0- 0	1- 1	6- 1				
5- 4	0- 0	0- 0	AWAY	0- 0	0- 2	5- 2				
1- 1	0- 0	0- 0	NEUTRAL	0- 0	0- 1	1- 0				

RPI 1-25			RPI 26-50			RPI 51-100			RPI 101+			Team's RPI: 223
RPI	S	Opponent	Score	RPI	S	Opponent	Score	RPI	S	Opponent	Score	
				44	A	Kansas	53 81					
								105	A	South Dakota St.	47 76	
								105	H	South Dakota St.	67 64	
								138	N	N.C. A&T	64 71	
								140	A	Oral Roberts	72 99	
								140	H	Oral Roberts	79 93	
								140	N	Oral Roberts	71 77	
								141	A	Tulsa	57 62	
								142	N	Indiana St.	65 69	
								154	H	Drake	70 68	
								156	N	Wichita St.	52 53	
								175	N	Fairfield	66 63	
								195	A	Oakland	75 81	
								195	H	Oakland	53 73	
								200	A	Texas-Arlington	61 72	
								218	A	North Dakota St.	55 65	
								218	H	North Dakota St.	73 64	
								218	N	North Dakota St.	76 75	
								235	A	IPFW	76 64	
								235	H	IPFW	64 61	
								239	A	North Texas	65 79	
								265	A	SIU Edwardsville	55 66	
								292	A	Western Ill.	65 57	
								292	H	Western Ill.	54 46	
								325	H	Northern Ariz.	59 58	
								334	A	Southern Utah	74 64	
								334	H	Southern Utah	71 58	
LAST 12 Division I GAMES:												
				140	N	Oral Roberts	71 77	235	H	IPFW	64 61	
				218	N	North Dakota St.	76 75	195	H	Oakland	53 73	
				345	H	Centenary (LA)	80 54	218	A	North Dakota St.	55 65	
				140	H	Oral Roberts	79 93	105	A	South Dakota St.	47 76	
				339	A	IUPUI	56 46	334	A	Southern Utah	74 64	
				292	A	Western Ill.	65 57	292	H	Western Ill.	54 46	

Non-Div I Games:

UMKC

■ Loss,
 ■ Non-Conf,
 ■ S Site,
 ■ Home
 ■ A Away
 N Neutral

RPI	S	Opponent	Score	
339	A	IUPUI	56	46
339	H	IUPUI	65	36
345	A	Centenary (LA)	81	66
345	H	Centenary (LA)	80	54

UMKC

U
M
K
C

U
M
K
C

UNC Asheville

Through Games Of Sunday, March 14, 2010

Average RPI Win:	285	WON-LOST	WINNING	LAST 12	STRENGTH OF	OPP. STRENGTH	TEAM	ADJ.	CONF.	ADJ CONF.
Average RPI Loss:	187	RECORD	PCT. RANK	GAMES	SCHEDULE	OF SCHEDULE	RPI	RPI	RPI	RPI
DIV. I ONLY	6- 21	312	3- 9	237	283	316	319	17	17	
DIV. I NON-CONF.	4- 8	240	2- 0	337	323	329	331	22	23	
TOTALS	RPI 1-25	RPI 26-50	W-L RECORDS	RPI 51-100	RPI 101-150	RPI 150+				
6- 21	0- 0	0- 0	OVERALL	0- 5	0- 2	6- 14				
4- 8	0- 0	0- 0	HOME	0- 2	0- 1	4- 5				
1- 11	0- 0	0- 0	AWAY	0- 2	0- 1	1- 8				
1- 2	0- 0	0- 0	NEUTRAL	0- 1	0- 0	1- 1				
4- 8	0- 0	0- 0	NON-CONFERENCE	0- 0	0- 2	4- 6				
2- 3	0- 0	0- 0	HOME	0- 0	0- 1	2- 2				
1- 4	0- 0	0- 0	AWAY	0- 0	0- 1	1- 3				
1- 1	0- 0	0- 0	NEUTRAL	0- 0	0- 0	1- 1				
2- 13	0- 0	0- 0	CONFERENCE	0- 5	0- 0	2- 8				
2- 5	0- 0	0- 0	HOME	0- 2	0- 0	2- 3				
0- 7	0- 0	0- 0	AWAY	0- 2	0- 0	0- 5				
0- 1	0- 0	0- 0	NEUTRAL	0- 1	0- 0	0- 0				

RPI 1-25				RPI 26-50				RPI 51-100				RPI 101+				Team's RPI: 319	
RPI	S	Opponent	Score	RPI	S	Opponent	Score	RPI	S	Opponent	Score	RPI	S	Opponent	Score		
								60	A	Gardner-Webb	54 70	119	A	Charlotte	37 59		
								60	H	Gardner-Webb	63 74	146	H	Ga. Southern	38 56		
								60	N	Gardner-Webb	65 77	162	A	S.C. Upstate	60 78		
								64	A	Liberty	40 82	183	A	High Point	49 78		
								64	H	Liberty	66 94	183	H	High Point	63 77		
												199	A	Coastal Caro.	41 60		
												199	H	Coastal Caro.	59 48		
												206	A	Charleston So.	87 90		
												206	H	Charleston So.	50 67		
												253	N	Western Mich.	53 64		
												257	A	Winthrop	38 44		
												257	H	Winthrop	66 73		
												269	H	Campbell	67 78		
												272	A	Western Caro.	51 62		
												282	A	Radford	50 61		
												282	H	Radford	75 68		
												292	H	Elon	68 73		
												295	H	N.C. Central	64 58		
												296	N	Lafayette	50 43		
												308	A	South Carolina St.	67 60		
												327	A	Presbyterian	54 65		
												327	H	Presbyterian	66 59		
LAST 12 Division I GAMES:																	
				60	N	Gardner-Webb	65 77	327	H	Presbyterian	66 59						
				257	H	Winthrop	66 73	199	A	Coastal Caro.	41 60						
				282	H	Radford	75 68	206	A	Charleston So.	87 90						
				64	H	Liberty	66 94	257	A	Winthrop	38 44						
				183	A	High Point	49 78	183	H	High Point	63 77						
				60	H	Gardner-Webb	63 74	295	H	N.C. Central	64 58						

Non-Div I Games: Newberry 53 66 Lees-McRae 82 58 Southern Wesleyan 94 63

UNC Asheville

Loss, Non-Conf, S Site, H Home A Away N Neutral

UNC Greensboro

Through Games Of Sunday, March 14, 2010

Average RPI Win:	256	WON-LOST	WINNING	LAST 12	STRENGTH OF	OPP. STRENGTH	TEAM	ADJ.	CONF.	ADJ CONF.
Average RPI Loss:	153	RECORD	PCT. RANK	GAMES	SCHEDULE	OF SCHEDULE	RPI	RPI	RPI	RPI
DIV. I ONLY	10- 20	270	3- 9	146	240	244	248	19	20	
DIV. I NON-CONF.	3- 5	228	0- 0	21	309	139	142	19	19	
TOTALS	RPI 1-25	RPI 26-50	W-L RECORDS	RPI 51-100	RPI 101-150	RPI 150+				
10- 20	0- 1	0- 1	OVERALL	0- 4	2- 6	8- 8				
6- 7	0- 0	0- 0	HOME	0- 1	1- 3	5- 3				
3- 12	0- 1	0- 1	AWAY	0- 2	1- 3	2- 5				
1- 1	0- 0	0- 0	NEUTRAL	0- 1	0- 0	1- 0				
3- 5	0- 1	0- 1	NON-CONFERENCE	0- 1	0- 0	3- 2				
2- 1	0- 0	0- 0	HOME	0- 0	0- 0	2- 1				
1- 4	0- 1	0- 1	AWAY	0- 1	0- 0	1- 1				
0- 0	0- 0	0- 0	NEUTRAL	0- 0	0- 0	0- 0				
7- 15	0- 0	0- 0	CONFERENCE	0- 3	2- 6	5- 6				
4- 6	0- 0	0- 0	HOME	0- 1	1- 3	3- 2				
2- 8	0- 0	0- 0	AWAY	0- 1	1- 3	1- 4				
1- 1	0- 0	0- 0	NEUTRAL	0- 1	0- 0	1- 0				

RPI 1-25				RPI 26-50				RPI 51-100				RPI 101+ Team's RPI: 248			
RPI	S	Opponent	Score	RPI	S	Opponent	Score	RPI	S	Opponent	Score	RPI	S	Opponent	Score
9	A	Ohio St.	56 89	47	A	Bowling Green	51 80	64	A	Liberty	42 60	126	A	Appalachian St.	49 67
								75	A	Chattanooga	63 82	126	H	Appalachian St.	57 72
								75	H	Chattanooga	54 67	129	A	Col. of Charleston	60 71
								75	N	Chattanooga	64 82	129	H	Col. of Charleston	51 54
												143	A	Samford	51 54
												143	H	Samford	55 47
												146	A	Ga. Southern	45 42
												146	H	Ga. Southern	55 63
												183	A	High Point	63 75
												189	A	Davidson	45 67
												189	H	Davidson	53 83
												206	H	Charleston So.	54 56
												242	H	Morgan St.	85 68
												272	A	Western Caro.	42 57
												272	H	Western Caro.	75 61
												272	N	Western Caro.	57 55
												288	A	Wofford	60 61
												288	H	Wofford	55 57
												292	A	Elon	77 71
												292	H	Elon	84 70
												294	A	Fordham	69 63
												295	H	N.C. Central	70 57
												310	A	Furman	46 61
												310	H	Furman	60 49
LAST 12 Division I GAMES:															
				75	N	Chattanooga	64 82	288	H	Wofford	55 57				
				272	N	Western Caro.	57 55	189	H	Davidson	53 83				
				292	A	Elon	77 71	75	A	Chattanooga	63 82				
				310	H	Furman	60 49	143	A	Samford	51 54				
				126	A	Appalachian St.	49 67	146	H	Ga. Southern	55 63				
				272	A	Western Caro.	42 57	129	H	Col. of Charleston	51 54				

Non-Div I Games:

UNC Greensboro

■ Loss,
 ■ Non-Conf, S Site,
 ■ Home
 ■ Away
 N Neutral

UNC Wilmington

Through Games Of Sunday, March 14, 2010

Average RPI Win:	186	WON-LOST	WINNING	LAST 12	STRENGTH OF	OPP. STRENGTH	TEAM	ADJ.	CONF.	ADJ CONF.
Average RPI Loss:	122	RECORD	PCT. RANK	GAMES	SCHEDULE	OF SCHEDULE	RPI	RPI	RPI	RPI
DIV. I ONLY	12- 19	243	6- 6	104	122	180	181	8	8	
DIV. I NON-CONF.	5- 6	184	0- 0	122	250	163	164	8	8	
TOTALS	RPI 1-25	RPI 26-50	W-L RECORDS	RPI 51-100	RPI 101-150	RPI 150+				
12- 19	0- 0	1- 2	OVERALL	0- 3	3- 10	8- 4				
7- 6	0- 0	1- 0	HOME	0- 1	1- 4	5- 1				
3- 13	0- 0	0- 2	AWAY	0- 2	1- 6	2- 3				
2- 0	0- 0	0- 0	NEUTRAL	0- 0	1- 0	1- 0				
5- 6	0- 0	0- 1	NON-CONFERENCE	0- 1	0- 3	5- 1				
3- 1	0- 0	0- 0	HOME	0- 0	0- 1	3- 0				
1- 5	0- 0	0- 1	AWAY	0- 1	0- 2	1- 1				
1- 0	0- 0	0- 0	NEUTRAL	0- 0	0- 0	1- 0				
7- 13	0- 0	1- 1	CONFERENCE	0- 2	3- 7	3- 3				
4- 5	0- 0	1- 0	HOME	0- 1	1- 3	2- 1				
2- 8	0- 0	0- 1	AWAY	0- 1	1- 4	1- 2				
1- 0	0- 0	0- 0	NEUTRAL	0- 0	1- 0	0- 0				

RPI S	Opponent	Score	RPI S	Opponent	Score	RPI S	Opponent	Score	RPI S	Opponent	Score	Team's RPI: 181
37	A James Madison	40 67	37	H James Madison	70 67	55	H Old Dominion	58 61	104	A Drexel	60 58	
46	A Maryland	61 67				83	A East Carolina	52 72	108	A VCU	63 75	
						99	A Delaware	59 63	108	H VCU	54 67	
									112	H Duquesne	59 70	
									120	A Hofstra	58 73	
									120	H Hofstra	69 78	
									130	A Hampton	52 66	
									133	A Kent St.	71 84	
									135	A Towson	52 62	
									135	H Towson	64 57	
									135	N Towson	50 30	
									147	A Northeastern	54 60	
									147	H Northeastern	52 62	
									172	A Georgia St.	53 63	
									172	H Georgia St.	50 54	
									183	A High Point	66 67	
									192	A William & Mary	69 59	
									192	H William & Mary	70 63	
									199	H Coastal Caro.	70 40	
									211	H Monmouth	63 49	
									219	A George Mason	53 63	
									219	H George Mason	51 47	
									231	N Stony Brook	85 51	
									283	A Ohio	58 51	
									288	H Wofford	84 53	
LAST 12 Division I GAMES:												
37	A James Madison	40 67	147	A Northeastern	54 60							
135	N Towson	50 30	37	H James Madison	70 67							
172	H Georgia St.	50 54	219	H George Mason	51 47							
104	A Drexel	60 58	120	A Hofstra	58 73							
219	A George Mason	53 63	55	H Old Dominion	58 61							
135	H Towson	64 57	192	A William & Mary	69 59							

Non-Div I Games:

UNC Wilmington

■ Loss,
 ■ Non-Conf,
 ■ S Site,
 ■ H Home
 ■ A Away
 N Neutral

Average RPI Win:	187	WON-LOST	WINNING	LAST 12	STRENGTH OF	OPP. STRENGTH	TEAM	ADJ.	CONF.	ADJ CONF.
Average RPI Loss:	98	RECORD	PCT. RANK	GAMES	SCHEDULE	OF SCHEDULE	RPI	RPI	RPI	RPI
DIV. I ONLY	17- 15	153	9- 3	74	140	118	117	11	11	
DIV. I NON-CONF.	4- 7	229	0- 0	71	174	164	162	11	11	
TOTALS	RPI 1-25	RPI 26-50	W-L RECORDS	RPI 51-100	RPI 101-150	RPI 150+				
17- 15	0- 0	1- 4	OVERALL	2- 3	2- 5	12- 3				
9- 4	0- 0	0- 2	HOME	1- 0	1- 1	7- 1				
4- 10	0- 0	0- 2	AWAY	0- 2	0- 4	4- 2				
4- 1	0- 0	1- 0	NEUTRAL	1- 1	1- 0	1- 0				
4- 7	0- 0	0- 2	NON-CONFERENCE	0- 2	1- 2	3- 1				
2- 2	0- 0	0- 1	HOME	0- 0	0- 0	2- 1				
1- 4	0- 0	0- 1	AWAY	0- 1	0- 2	1- 0				
1- 1	0- 0	0- 0	NEUTRAL	0- 1	1- 0	0- 0				
13- 8	0- 0	1- 2	CONFERENCE	2- 1	1- 3	9- 2				
7- 2	0- 0	0- 1	HOME	1- 0	1- 1	5- 0				
3- 6	0- 0	0- 1	AWAY	0- 1	0- 2	3- 2				
3- 0	0- 0	1- 0	NEUTRAL	1- 0	0- 0	1- 0				

RPI 1-25	RPI 26-50	RPI 51-100	RPI 101+ Team's RPI: 117
RPI S Opponent Score	RPI S Opponent Score	RPI S Opponent Score	RPI S Opponent Score
	26 A Iowa St. 51 76	65 A Creighton 58 62	101 A Missouri St. 80 90
	43 H Iowa 70 81	65 H Creighton 73 57	101 H Missouri St. 79 95
	50 A Illinois St. 66 69	65 N Creighton 54 53	101 N Butler 65 60
	50 H Illinois St. 64 70	70 A Green Bay 69 82	105 A South Dakota St. 58 71
	50 N Illinois St. 61 59	78 N Louisville 53 81	110 A Missouri 57 74
			142 A Indiana St. 62 70
			142 H Indiana St. 85 68
			154 A Drake 59 46
			154 H Drake 62 43
			156 A Wichita St. 64 74
			156 H Wichita St. 85 66
			157 A Bradley 62 74
			157 H Bradley 84 60
			157 N Bradley 70 50
			218 H North Dakota St. 62 64
			249 H Milwaukee 68 59
			254 A Northern Ill. 71 65
			279 A Southern Ill. 71 62
			279 H Southern Ill. 64 43
			304 A Evansville 71 52
			304 H Evansville 99 67
			312 H South Dakota 80 60
LAST 12 Division I GAMES:			
	65 N Creighton 54 53	142 A Indiana St. 62 70	
	50 N Illinois St. 61 59	65 H Creighton 73 57	
	157 N Bradley 70 50	154 H Drake 62 43	
	156 H Wichita St. 85 66	157 H Bradley 84 60	
	101 H Missouri St. 79 95	304 A Evansville 71 52	
	50 A Illinois St. 66 69	279 A Southern Ill. 71 62	

Non-Div I Games:

UNI

Average RPI Win: 188	WON-LOST	WINNING	LAST 12	STRENGTH OF	OPP. STRENGTH	TEAM	ADJ.	CONF.	ADJ CONF.
Average RPI Loss: 95	RECORD	PCT. RANK	GAMES	SCHEDULE	OF SCHEDULE	RPI	RPI	RPI	RPI
DIV. I ONLY	13- 18	217	5- 7	79	93	152	149	7	7
DIV. I NON-CONF.	7- 7	160	0- 0	102	120	128	127	7	7
TOTALS	RPI 1-25	RPI 26-50	W-L RECORDS	RPI 51-100	RPI 101-150	RPI 150+			
13- 18	0- 1	0- 5	OVERALL	3- 3	3- 5	7- 4			
6- 11	0- 1	0- 3	HOME	1- 2	2- 3	3- 2			
7- 7	0- 0	0- 2	AWAY	2- 1	1- 2	4- 2			
0- 0	0- 0	0- 0	NEUTRAL	0- 0	0- 0	0- 0			
7- 7	0- 1	0- 3	NON-CONFERENCE	0- 0	2- 1	5- 2			
3- 5	0- 1	0- 2	HOME	0- 0	1- 1	2- 1			
4- 2	0- 0	0- 1	AWAY	0- 0	1- 0	3- 1			
0- 0	0- 0	0- 0	NEUTRAL	0- 0	0- 0	0- 0			
6- 11	0- 0	0- 2	CONFERENCE	3- 3	1- 4	2- 2			
3- 6	0- 0	0- 1	HOME	1- 2	1- 2	1- 1			
3- 5	0- 0	0- 1	AWAY	2- 1	0- 2	1- 1			
0- 0	0- 0	0- 0	NEUTRAL	0- 0	0- 0	0- 0			

RPI 1-25				RPI 26-50				RPI 51-100				RPI 101+				Team's RPI: 149	
RPI	S	Opponent	Score	RPI	S	Opponent	Score	RPI	S	Opponent	Score	RPI	S	Opponent	Score		
4	H	Nebraska	51 73	31	H	DePaul	48 82	52	A	San Diego St.	41 70	106	A	BYU	60 76		
				35	A	Fresno St.	45 63	52	H	San Diego St.	66 59	106	H	BYU	61 71		
				38	H	North Carolina	68 78	71	A	Utah	54 49	108	H	VCU	68 66		
				42	A	TCU	64 79	71	H	Utah	35 51	113	A	Wyoming	73 78		
				42	H	TCU	61 81	74	A	New Mexico	65 59	113	H	Wyoming	62 56		
								74	H	New Mexico	54 63	113	H	Wyoming	55 60		
												127	A	Nevada	74 63		
												150	H	Boise St.	66 74		
												157	H	Bradley	68 83		
												178	A	Colorado St.	49 65		
												178	H	Colorado St.	65 66		
												185	A	San Diego	71 66		
												188	H	Hawaii	67 54		
												212	A	Utah St.	70 78		
												234	A	Sacramento St.	97 92		
												316	A	Air Force	77 76		
												316	H	Air Force	69 55		
												325	H	Northern Ariz.	60 58		
												334	A	Southern Utah	61 43		
LAST 12 Division I GAMES:																	
				113	H	Wyoming	55 60	52	H	San Diego St.	66 59						
				113	A	Wyoming	73 78	74	A	New Mexico	65 59						
				316	H	Air Force	69 55	106	A	BYU	60 76						
				42	A	TCU	64 79	113	H	Wyoming	62 56						
				178	A	Colorado St.	49 65	316	A	Air Force	77 76						
				71	H	Utah	35 51	42	H	TCU	61 81						

Non-Div I Games:

UNLV

■ Loss,
 ■ Non-Conf,
 S Site,
 ■ Home
 ■ Away
 N Neutral

Average RPI Win:	274	WON-LOST	WINNING	LAST 12	STRENGTH OF	OPP. STRENGTH	TEAM	ADJ.	CONF.	ADJ CONF.
Average RPI Loss:	197	RECORD	PCT. RANK	GAMES	SCHEDULE	OF SCHEDULE	RPI	RPI	RPI	RPI
DIV. I ONLY	11- 19	251	7- 5	299	300	282	285	28	28	
DIV. I NON-CONF.	2- 8	300	0- 1	269	207	320	318	29	29	
TOTALS	RPI 1-25	RPI 26-50	W-L RECORDS	RPI 51-100	RPI 101-150	RPI 150+				
11- 19	0- 1	0- 0	OVERALL	0- 1	1- 4	10- 13				
7- 4	0- 0	0- 0	HOME	0- 0	1- 0	6- 4				
3- 14	0- 1	0- 0	AWAY	0- 1	0- 3	3- 9				
1- 1	0- 0	0- 0	NEUTRAL	0- 0	0- 1	1- 0				
2- 8	0- 1	0- 0	NON-CONFERENCE	0- 1	0- 2	2- 4				
0- 1	0- 0	0- 0	HOME	0- 0	0- 0	0- 1				
1- 7	0- 1	0- 0	AWAY	0- 1	0- 2	1- 3				
1- 0	0- 0	0- 0	NEUTRAL	0- 0	0- 0	1- 0				
9- 11	0- 0	0- 0	CONFERENCE	0- 0	1- 2	8- 9				
7- 3	0- 0	0- 0	HOME	0- 0	1- 0	6- 3				
2- 7	0- 0	0- 0	AWAY	0- 0	0- 1	2- 6				
0- 1	0- 0	0- 0	NEUTRAL	0- 0	0- 1	0- 0				

RPI S	Opponent	Score	RPI S	Opponent	Score	RPI S	Opponent	Score	RPI S	Opponent	Score	Team's RPI: 285
19	A Kentucky	47 87				93	A Indiana	46 80	107	A Lamar	54 84	
									137	A Memphis	51 68	
									148	A Eastern Ill.	47 74	
									148	H Eastern Ill.	71 64	
									148	N Eastern Ill.	51 65	
									161	A Morehead St.	50 76	
									161	H Morehead St.	42 59	
									172	A Georgia St.	32 61	
									176	A Austin Peay	45 63	
									176	H Austin Peay	79 70	
									180	A Marshall	48 65	
									232	H Belmont	46 56	
									264	A Eastern Ky.	62 54	
									264	H Eastern Ky.	53 56	
									264	H Eastern Ky.	51 47	
									265	A SIU Edwardsville	46 49	
									270	A Tennessee Tech	41 85	
									270	H Tennessee Tech	56 52	
									281	A Murray St.	47 55	
									281	H Murray St.	77 65	
									301	A Tennessee St.	38 51	
									301	H Tennessee St.	60 51	
									313	N Mississippi Val.	69 65	
									315	A Jacksonville St.	51 56	
									315	H Jacksonville St.	55 63	
									324	A Southeast Mo. St.	49 46	
LAST 12 Division I GAMES:												
148	N	Eastern Ill.	51	65	270	A	Tennessee Tech	41	85			
264	H	Eastern Ky.	51	47	315	A	Jacksonville St.	51	56			
161	A	Morehead St.	50	76	301	H	Tennessee St.	60	51			
264	A	Eastern Ky.	62	54	176	H	Austin Peay	79	70			
324	H	Southeast Mo. St.	65	43	281	H	Murray St.	77	65			
148	H	Eastern Ill.	71	64	265	A	SIU Edwardsville	46	49			

Non-Div I Games:

UT Martin

■ Loss,
■ Non-Conf,
■ S Site,
■ H Home
■ A Away
N Neutral

RPI	S	Opponent	Score
324	H	Southeast Mo. St.	65 43
344	A	Houston Baptist	66 53

UT Martin

U
T
M
a
r
t
i
n

U
T
M
a
r
t
i
n

U
T
E
PU
T
E
P

UTEP

Page 362

Average RPI Win: 252	WON-LOST	WINNING	LAST 12	STRENGTH OF	OPP. STRENGTH	TEAM	ADJ.	CONF.	ADJ CONF.
Average RPI Loss: 125	RECORD	PCT. RANK	GAMES	SCHEDULE	OF SCHEDULE	RPI	RPI	RPI	RPI
DIV. I ONLY	15- 14	159	6- 6	183	214	169	165	26	26
DIV. I NON-CONF.	6- 7	177	1- 0	95	106	132	131	26	25
TOTALS	RPI 1-25	RPI 26-50	W-L RECORDS	RPI 51-100	RPI 101-150	RPI 150+			
15- 14	0- 2	0- 0	OVERALL	0- 3	2- 4	13- 5			
9- 4	0- 0	0- 0	HOME	0- 2	1- 1	8- 1			
5- 7	0- 1	0- 0	AWAY	0- 0	0- 3	5- 3			
1- 3	0- 1	0- 0	NEUTRAL	0- 1	1- 0	0- 1			
6- 7	0- 2	0- 0	NON-CONFERENCE	0- 3	1- 1	5- 1			
4- 2	0- 0	0- 0	HOME	0- 2	0- 0	4- 0			
1- 3	0- 1	0- 0	AWAY	0- 0	0- 1	1- 1			
1- 2	0- 1	0- 0	NEUTRAL	0- 1	1- 0	0- 0			
9- 7	0- 0	0- 0	CONFERENCE	0- 0	1- 3	8- 4			
5- 2	0- 0	0- 0	HOME	0- 0	1- 1	4- 1			
4- 4	0- 0	0- 0	AWAY	0- 0	0- 2	4- 2			
0- 1	0- 0	0- 0	NEUTRAL	0- 0	0- 0	0- 1			

RPI 1-25				RPI 26-50				RPI 51-100				RPI 101+ Team's RPI: 165			
RPI	S	Opponent	Score	RPI	S	Opponent	Score	RPI	S	Opponent	Score	RPI	S	Opponent	Score
13	A	Texas	60 71					76	H	Louisiana Tech	72 82	107	A	Lamar	60 69
14	N	Florida St.	50 65					89	N	Kansas St.	55 59	107	H	Lamar	63 66
								92	H	Houston	53 74	116	N	Arkansas	71 55
												129	A	Col. of Charleston	45 62
												144	A	A&M-Corpus Christi	48 52
												144	H	A&M-Corpus Christi	58 37
												159	A	Rice	56 70
												168	H	Stephen F. Austin	61 77
												200	A	Texas-Arlington	71 78
												200	H	Texas-Arlington	69 51
												200	N	Texas-Arlington	63 68
												204	H	Navy	69 57
												206	A	Charleston So.	75 73
												221	H	Central Ark.	71 66
												246	A	Sam Houston St.	72 73
												246	H	Sam Houston St.	74 55
												255	A	Northwestern St.	50 48
												266	H	Maine	79 71
												290	A	Southeastern La.	61 49
												315	H	Jacksonville St.	81 69
												323	A	Texas St.	58 55
												323	H	Texas St.	70 59
												333	H	McNeese St.	68 61
												337	A	Nicholls St.	58 49
LAST 12 Division I GAMES:															
200	N	Texas-Arlington	63 68	144	H	A&M-Corpus Christi	58 37								
168	H	Stephen F. Austin	61 77	200	A	Texas-Arlington	71 78								
323	A	Texas St.	58 55	221	H	Central Ark.	71 66								
107	H	Lamar	63 66	290	A	Southeastern La.	61 49								
255	A	Northwestern St.	50 48	246	H	Sam Houston St.	74 55								
246	A	Sam Houston St.	72 73	107	A	Lamar	60 69								

Non-Div I Games: Schreiner 86 32

UTSA

■ Loss,
 ■ Non-Conf,
 ■ S Site,
 ■ Home
 ■ A Away
 N Neutral

Utah

Through Games Of Sunday, March 14, 2010

Average RPI Win:	166	WON-LOST	WINNING	LAST 12	STRENGTH OF	OPP. STRENGTH	TEAM	ADJ.	CONF.	ADJ CONF.
Average RPI Loss:	78	RECORD	PCT. RANK	GAMES	SCHEDULE	OF SCHEDULE	RPI	RPI	RPI	RPI
DIV. I ONLY	21- 11	81	9- 3	100	77	72	71	7	7	
DIV. I NON-CONF.	8- 4	88	0- 0	153	45	87	88	7	7	
TOTALS	RPI 1-25	RPI 26-50	W-L RECORDS	RPI 51-100	RPI 101-150	RPI 150+				
21- 11	0- 2	1- 2	OVERALL	7- 3	4- 3	9- 1				
12- 3	0- 0	0- 1	HOME	5- 0	2- 2	5- 0				
6- 6	0- 1	0- 1	AWAY	1- 2	2- 1	3- 1				
3- 2	0- 1	1- 0	NEUTRAL	1- 1	0- 0	1- 0				
8- 4	0- 2	0- 0	NON-CONFERENCE	3- 1	1- 0	4- 1				
7- 0	0- 0	0- 0	HOME	3- 0	1- 0	3- 0				
1- 3	0- 1	0- 0	AWAY	0- 1	0- 0	1- 1				
0- 1	0- 1	0- 0	NEUTRAL	0- 0	0- 0	0- 0				
13- 7	0- 0	1- 2	CONFERENCE	4- 2	3- 3	5- 0				
5- 3	0- 0	0- 1	HOME	2- 0	1- 2	2- 0				
5- 3	0- 0	0- 1	AWAY	1- 1	2- 1	2- 0				
3- 1	0- 0	1- 0	NEUTRAL	1- 1	0- 0	1- 0				

RPI S	Opponent	Score	RPI S	Opponent	Score	RPI S	Opponent	Score	RPI S	Opponent	Score
2	A Stanford	41 60	42	A TCU	41 62	52	A San Diego St.	42 51	105	H South Dakota St.	62 58
22	N UCLA	33 69	42	H TCU	96 105	52	H San Diego St.	73 55	106	A BYU	37 54
			42	N TCU	69 57	52	N San Diego St.	60 70	106	H BYU	52 69
						68	H SMU	72 58	113	A Wyoming	52 48
						74	A New Mexico	52 49	113	H Wyoming	54 47
						74	H New Mexico	46 40	149	A UNLV	51 35
						74	N New Mexico	51 45	149	H UNLV	49 54
						78	A Louisville	55 60	178	A Colorado St.	68 65
						95	H Minnesota	60 59	178	H Colorado St.	64 52
						100	H Oregon	89 86	186	H Idaho St.	66 50
									212	A Utah St.	58 67
									274	A Santa Clara	59 54
									316	A Air Force	67 47
									316	H Air Force	73 48
									316	N Air Force	63 40
									317	H Weber St.	56 41
									336	H Utah Valley	65 30
LAST 12 Division I GAMES:											
			52	N San Diego St.	60 70	113	A Wyoming	52 48			
			42	N TCU	69 57	316	H Air Force	73 48			
			74	N New Mexico	51 45	52	H San Diego St.	73 55			
			316	N Air Force	63 40	149	A UNLV	51 35			
			178	H Colorado St.	64 52	74	A New Mexico	52 49			
			106	A BYU	37 54	42	H TCU	96 105			

Non-Div I Games: Westminster (UT) 68 35

Utah

■ Loss,
 ■ Non-Conf,
 ■ S Site,
 ■ H Home
 ■ A Away
 N Neutral

Average RPI Win:	220	WON-LOST	WINNING	LAST 12	STRENGTH OF	OPP. STRENGTH	TEAM	ADJ.	CONF.	ADJ CONF.
Average RPI Loss:	136	RECORD	PCT. RANK	GAMES	SCHEDULE	OF SCHEDULE	RPI	RPI	RPI	RPI
DIV. I ONLY	12- 17	223	3- 9	182	177	213	212	12	12	
DIV. I NON-CONF.	7- 5	130	0- 0	263	304	175	179	12	12	
TOTALS	RPI 1-25	RPI 26-50	W-L RECORDS	RPI 51-100	RPI 101-150	RPI 150+				
12- 17	0- 0	0- 2	OVERALL	2- 3	1- 5	9- 7				
7- 7	0- 0	0- 1	HOME	1- 1	1- 3	5- 2				
5- 7	0- 0	0- 1	AWAY	1- 0	0- 2	4- 4				
0- 3	0- 0	0- 0	NEUTRAL	0- 2	0- 0	0- 1				
7- 5	0- 0	0- 0	NON-CONFERENCE	1- 1	1- 1	5- 3				
5- 1	0- 0	0- 0	HOME	1- 0	1- 1	3- 0				
2- 2	0- 0	0- 0	AWAY	0- 0	0- 0	2- 2				
0- 2	0- 0	0- 0	NEUTRAL	0- 1	0- 0	0- 1				
5- 12	0- 0	0- 2	CONFERENCE	1- 2	0- 4	4- 4				
2- 6	0- 0	0- 1	HOME	0- 1	0- 2	2- 2				
3- 5	0- 0	0- 1	AWAY	1- 0	0- 2	2- 2				
0- 1	0- 0	0- 0	NEUTRAL	0- 1	0- 0	0- 0				

RPI 1-25				RPI 26-50				RPI 51-100				RPI 101+				Team's RPI: 212	
RPI	S	Opponent	Score	RPI	S	Opponent	Score	RPI	S	Opponent	Score	RPI	S	Opponent	Score		
				35	A	Fresno St.	46 73	71	H	Utah	67 58	106	H	BYU	48 61		
				35	H	Fresno St.	63 69	76	A	Louisiana Tech	69 66	127	A	Nevada	66 77		
								76	H	Louisiana Tech	54 74	127	H	Nevada	58 69		
								76	N	Louisiana Tech	65 82	149	H	UNLV	78 70		
								86	N	Pepperdine	46 67	150	A	Boise St.	63 70		
												150	H	Boise St.	47 57		
												153	A	New Mexico St.	54 73		
												153	H	New Mexico St.	55 56		
												170	A	Portland	63 57		
												171	A	Idaho	57 55		
												171	H	Idaho	53 54		
												186	A	Idaho St.	58 63		
												186	N	Idaho St.	53 56		
												188	A	Hawaii	56 69		
												188	H	Hawaii	53 51		
												218	H	North Dakota St.	58 46		
												303	A	San Jose St.	66 46		
												303	H	San Jose St.	65 54		
												306	A	San Francisco	48 57		
												317	H	Weber St.	72 51		
												334	A	Southern Utah	53 44		
												336	H	Utah Valley	63 45		
LAST 12 Division I GAMES:																	
				76	N	Louisiana Tech	65 82	127	A	Nevada	66 77						
				188	H	Hawaii	53 51	303	A	San Jose St.	66 46						
				150	H	Boise St.	47 57	76	H	Louisiana Tech	54 74						
				171	H	Idaho	53 54	150	A	Boise St.	63 70						
				153	A	New Mexico St.	54 73	171	A	Idaho	57 55						
				35	H	Fresno St.	63 69	153	H	New Mexico St.	55 56						

Non-Div I Games: Montana Western 71 34

Utah St.

Utah Valley

Through Games Of Sunday, March 14, 2010

Average RPI Win:	302	WON-LOST	WINNING	LAST 12	STRENGTH OF	OPP. STRENGTH	TEAM	ADJ.	CONF.	ADJ CONF.
Average RPI Loss:	236	RECORD	PCT. RANK	GAMES	SCHEDULE	OF SCHEDULE	RPI	RPI	RPI	RPI
DIV. I ONLY	8- 22	297	6- 6	342	342	336	336	33	33	
DIV. I NON-CONF.	5- 17	294	3- 2	313	333	334	334	33	33	
TOTALS	RPI 1-25	RPI 26-50	W-L RECORDS	RPI 51-100	RPI 101-150	RPI 150+				
8- 22	0- 0	0- 1	OVERALL	0- 1	0- 2	8- 18				
6- 8	0- 0	0- 0	HOME	0- 0	0- 1	6- 7				
1- 13	0- 0	0- 1	AWAY	0- 1	0- 1	1- 10				
1- 1	0- 0	0- 0	NEUTRAL	0- 0	0- 0	1- 1				
5- 17	0- 0	0- 1	NON-CONFERENCE	0- 1	0- 2	5- 13				
3- 6	0- 0	0- 0	HOME	0- 0	0- 1	3- 5				
1- 10	0- 0	0- 1	AWAY	0- 1	0- 1	1- 7				
1- 1	0- 0	0- 0	NEUTRAL	0- 0	0- 0	1- 1				
3- 5	0- 0	0- 0	CONFERENCE	0- 0	0- 0	3- 5				
3- 2	0- 0	0- 0	HOME	0- 0	0- 0	3- 2				
0- 3	0- 0	0- 0	AWAY	0- 0	0- 0	0- 3				
0- 0	0- 0	0- 0	NEUTRAL	0- 0	0- 0	0- 0				

RPI S	Opponent	Score	RPI S	Opponent	Score	RPI S	Opponent	Score	RPI S	Opponent	Score	Team's RPI: 336
45	A Mississippi St.	35 81	71	A Utah	30 65	106	A BYU	51 73				
						150	H Boise St.	55 79				
						170	H Portland	40 78				
						184	H Portland St.	58 85				
						209	A North Dakota	57 68				
						209	H North Dakota	70 62				
						209	H North Dakota	71 84				
						212	A Utah St.	45 63				
						222	A Cal St. Bakersfield	36 78				
						252	A Longwood	51 73				
						252	H Longwood	75 60				
						257	N Winthrop	59 72				
						283	H Ohio	43 57				
						305	A Tex.-Pan American	69 78				
						305	H Tex.-Pan American	61 71				
						305	H Tex.-Pan American	72 56				
						309	A Chicago St.	59 72				
						309	H Chicago St.	76 61				
						309	H Chicago St.	53 77				
						312	A South Dakota	39 68				
						312	H South Dakota	56 65				
						317	A Weber St.	46 66				
						318	A NJIT	69 79				
						318	H NJIT	70 61				
						334	A Southern Utah	92 94				
						334	N Southern Utah	68 54				
LAST 12 Division I GAMES:												
209	H North Dakota	70 62	312	A South Dakota	39 68							
305	H Tex.-Pan American	72 56	305	A Tex.-Pan American	69 78							
309	H Chicago St.	76 61	344	H Houston Baptist	81 69							
318	H NJIT	70 61	305	H Tex.-Pan American	61 71							
344	A Houston Baptist	70 59	318	A NJIT	69 79							
209	A North Dakota	57 68	309	A Chicago St.	59 72							

Non-Div I Games: Mesa St. 62 56 Col. of Idaho 72 56

Utah Valley

Loss, Non-Conf, S Site, H Home A Away N Neutral

RPI	S	Opponent	Score	
344	A	Houston Baptist	70	59
344	H	Houston Baptist	81	69

U
t
a
h
V
a
l
l
e
y

U
t
a
h
V
a
l
l
e
y

Utah Valley

Average RPI Win:	184	WON-LOST	WINNING	LAST 12	STRENGTH OF	OPP. STRENGTH	TEAM	ADJ.	CONF.	ADJ CONF.
Average RPI Loss:	85	RECORD	PCT. RANK	GAMES	SCHEDULE	OF SCHEDULE	RPI	RPI	RPI	RPI
DIV. I ONLY	20- 12	92	6- 6	140	89	105	108	8	8	
DIV. I NON-CONF.	7- 5	130	0- 0	280	98	167	168	8	8	
TOTALS	RPI 1-25	RPI 26-50	W-L RECORDS	RPI 51-100	RPI 101-150	RPI 150+				
20- 12	0- 0	0- 3	OVERALL	2- 4	5- 5	13- 0				
9- 4	0- 0	0- 1	HOME	1- 2	3- 1	5- 0				
7- 6	0- 0	0- 2	AWAY	1- 1	1- 3	5- 0				
4- 2	0- 0	0- 0	NEUTRAL	0- 1	1- 1	3- 0				
7- 5	0- 0	0- 0	NON-CONFERENCE	0- 3	1- 2	6- 0				
3- 1	0- 0	0- 0	HOME	0- 1	1- 0	2- 0				
1- 2	0- 0	0- 0	AWAY	0- 1	0- 1	1- 0				
3- 2	0- 0	0- 0	NEUTRAL	0- 1	0- 1	3- 0				
13- 7	0- 0	0- 3	CONFERENCE	2- 1	4- 3	7- 0				
6- 3	0- 0	0- 1	HOME	1- 1	2- 1	3- 0				
6- 4	0- 0	0- 2	AWAY	1- 0	1- 2	4- 0				
1- 0	0- 0	0- 0	NEUTRAL	0- 0	1- 0	0- 0				

RPI S	Opponent	Score	RPI S	Opponent	Score	RPI S	Opponent	Score	RPI S	Opponent	Score	Team's RPI: 108
37	A James Madison	70 79	37	A James Madison	72 79	55	A Old Dominion	75 56	104	A Drexel	53 55	
37	A James Madison		37	A James Madison		55	H Old Dominion	65 67	104	H Drexel	62 70	
37	H James Madison	56 71				83	A East Carolina	85 88	115	H Virginia Tech	72 58	
						84	H Richmond	52 66	116	N Arkansas	58 68	
						89	N Kansas St.	67 73	120	A Hofstra	66 74	
						99	H Delaware	60 59	120	N Hofstra	51 38	
									135	H Towson	75 51	
									147	A Northeastern	69 66	
									147	H Northeastern	78 54	
									149	A UNLV	66 68	
									172	A Georgia St.	76 60	
									172	H Georgia St.	53 39	
									181	A UNC Wilmington	67 54	
									181	H UNC Wilmington	75 63	
									192	A William & Mary	85 77	
									192	H William & Mary	83 58	
									213	N Arkansas St.	72 43	
									219	A George Mason	65 55	
									242	N Morgan St.	75 68	
									252	A Longwood	84 64	
									257	N Winthrop	65 51	
									282	H Radford	70 53	
									311	H Coppin St.	70 40	
LAST 12 Division I GAMES:												
37	A James Madison	70 79	192	H William & Mary	83 58							
120	N Hofstra	51 38	104	H Drexel	62 70							
147	A Northeastern	69 66	120	A Hofstra	66 74							
55	H Old Dominion	65 67	55	A Old Dominion	75 56							
37	A James Madison	72 79	37	H James Madison	56 71							
219	A George Mason	65 55	172	H Georgia St.	53 39							

Non-Div I Games:

VCU

■ Loss,
 ■ Non-Conf,
 ■ S Site,
 ■ H Home
 ■ A Away
 N Neutral

Average RPI Win:	255	WON-LOST	WINNING	LAST 12	STRENGTH OF	OPP. STRENGTH	TEAM	ADJ.	CONF.	ADJ CONF.
Average RPI Loss:	147	RECORD	PCT. RANK	GAMES	SCHEDULE	OF SCHEDULE	RPI	RPI	RPI	RPI
DIV. I ONLY	8- 21	294	3- 9	239	160	287	286	20	19	
DIV. I NON-CONF.	2- 8	300	0- 0	227	37	296	295	18	18	
TOTALS	RPI 1-25	RPI 26-50	W-L RECORDS	RPI 51-100	RPI 101-150	RPI 150+				
8- 21	0- 1	0- 0	OVERALL	0- 5	0- 7	8- 8				
6- 7	0- 0	0- 0	HOME	0- 1	0- 3	6- 3				
2- 12	0- 1	0- 0	AWAY	0- 2	0- 4	2- 5				
0- 2	0- 0	0- 0	NEUTRAL	0- 2	0- 0	0- 0				
2- 8	0- 1	0- 0	NON-CONFERENCE	0- 3	0- 1	2- 3				
2- 1	0- 0	0- 0	HOME	0- 0	0- 0	2- 1				
0- 5	0- 1	0- 0	AWAY	0- 1	0- 1	0- 2				
0- 2	0- 0	0- 0	NEUTRAL	0- 2	0- 0	0- 0				
6- 13	0- 0	0- 0	CONFERENCE	0- 2	0- 6	6- 5				
4- 6	0- 0	0- 0	HOME	0- 1	0- 3	4- 2				
2- 7	0- 0	0- 0	AWAY	0- 1	0- 3	2- 3				
0- 0	0- 0	0- 0	NEUTRAL	0- 0	0- 0	0- 0				

[illegible]

Non-Div I Games:	Indiana Tech	86	57
------------------	--------------	----	----

Valparaiso

Loss, Non-Conf, S Site, H Home A Away N Neutral

Vanderbilt

Through Games Of Sunday, March 14, 2010

Average RPI Win:	120	WON-LOST	WINNING	LAST 12	STRENGTH OF	OPP. STRENGTH	TEAM	ADJ.	CONF.	ADJ CONF.
Average RPI Loss:	25	RECORD	PCT. RANK	GAMES	SCHEDULE	OF SCHEDULE	RPI	RPI	RPI	RPI
DIV. I ONLY	22- 10	60	8- 4	14	43	20	21	4	4	
DIV. I NON-CONF.	11- 2	28	0- 0	36	118	17	18	3	3	
TOTALS	RPI 1-25	RPI 26-50	W-L RECORDS	RPI 51-100	RPI 101-150	RPI 150+				
22- 10	2- 5	2- 4	OVERALL	8- 1	3- 0	7- 0				
12- 4	2- 1	1- 2	HOME	5- 1	0- 0	4- 0				
8- 5	0- 3	0- 2	AWAY	3- 0	2- 0	3- 0				
2- 1	0- 1	1- 0	NEUTRAL	0- 0	1- 0	0- 0				
11- 2	0- 1	1- 1	NON-CONFERENCE	3- 0	1- 0	6- 0				
7- 1	0- 0	1- 1	HOME	3- 0	0- 0	3- 0				
4- 1	0- 1	0- 0	AWAY	0- 0	1- 0	3- 0				
0- 0	0- 0	0- 0	NEUTRAL	0- 0	0- 0	0- 0				
11- 8	2- 4	1- 3	CONFERENCE	5- 1	2- 0	1- 0				
5- 3	2- 1	0- 1	HOME	2- 1	0- 0	1- 0				
4- 4	0- 2	0- 2	AWAY	3- 0	1- 0	0- 0				
2- 1	0- 1	1- 0	NEUTRAL	0- 0	1- 0	0- 0				

RPI S	Opponent	Score	RPI S	Opponent	Score	RPI S	Opponent	Score	RPI S	Opponent	Score
3	A Tennessee	57 64	29	A LSU	39 55	53	H South Carolina	70 73	116	A Arkansas	67 61
3	H Tennessee	60 69	29	N LSU	63 61	62	H Lehigh	90 54	116	N Arkansas	65 64
3	N Tennessee	49 68	34	H North Carolina St.	77 71	69	A Auburn	61 60	122	A St. Joseph's	59 46
7	A Notre Dame	69 74	45	A Mississippi St.	76 90	77	A Mississippi	68 59	163	H UC Riverside	75 60
19	A Kentucky	53 63	45	H Mississippi St.	56 65	77	H Mississippi	86 72	166	H Alabama	70 61
19	H Kentucky	68 55	47	H Bowling Green	60 66	82	H Western Ky.	79 73	176	H Austin Peay	95 51
25	H Georgia	66 44				85	A Florida	66 58	228	A Wright St.	63 46
						85	H Florida	71 60	240	A Quinnipiac	75 74
						87	H East Tenn. St.	96 83	279	A Southern Ill.	90 64
									301	H Tennessee St.	84 47
LAST 12 Division I GAMES:											
3	N Tennessee	49 68	29	A LSU	39 55						
29	N LSU	63 61	19	H Kentucky	68 55						
116	N Arkansas	65 64	3	H Tennessee	60 69						
53	H South Carolina	70 73	85	A Florida	66 58						
85	H Florida	71 60	116	A Arkansas	67 61						
77	A Mississippi	68 59	166	H Alabama	70 61						

Non-Div I Games:

Vanderbilt

Loss, Non-Conf, S Site, H Home A Away N Neutral

Average RPI Win:	195	WON-LOST	WINNING	LAST 12	STRENGTH OF	OPP. STRENGTH	TEAM	ADJ.	CONF.	ADJ CONF.
Average RPI Loss:	34	RECORD	PCT. RANK	GAMES	SCHEDULE	OF SCHEDULE	RPI	RPI	RPI	RPI
DIV. I ONLY	26- 6	21	10- 2	109	96	40	39	14	14	
DIV. I NON-CONF.	10- 3	51	0- 0	48	10	24	23	14	14	
TOTALS	RPI 1-25	RPI 26-50	W-L RECORDS	RPI 51-100	RPI 101-150	RPI 150+				
26- 6	0- 3	4- 2	OVERALL	1- 0	2- 1	19- 0				
9- 3	0- 2	0- 1	HOME	0- 0	1- 0	8- 0				
12- 3	0- 1	3- 1	AWAY	1- 0	0- 1	8- 0				
5- 0	0- 0	1- 0	NEUTRAL	0- 0	1- 0	3- 0				
10- 3	0- 3	3- 0	NON-CONFERENCE	1- 0	0- 0	6- 0				
2- 2	0- 2	0- 0	HOME	0- 0	0- 0	2- 0				
5- 1	0- 1	2- 0	AWAY	1- 0	0- 0	2- 0				
3- 0	0- 0	1- 0	NEUTRAL	0- 0	0- 0	2- 0				
16- 3	0- 0	1- 2	CONFERENCE	0- 0	2- 1	13- 0				
7- 1	0- 0	0- 1	HOME	0- 0	1- 0	6- 0				
7- 2	0- 0	1- 1	AWAY	0- 0	0- 1	6- 0				
2- 0	0- 0	0- 0	NEUTRAL	0- 0	1- 0	1- 0				

RPI S	Opponent	Score	RPI S	Opponent	Score	Team's RPI: 39	RPI S	Opponent	Score	RPI S	Opponent	Score
1	A Connecticut	42 84	27	A Hartford	55 50		81	A Providence	66 57	132	A Boston U.	64 73
4	H Nebraska	50 94	27	A Hartford	51 61					132	H Boston U.	77 59
12	H Oklahoma St.	63 68	27	H Hartford	36 38					132	N Boston U.	69 52
			34	A North Carolina St.	52 47					198	A UMBC	79 51
			40	N Dayton	74 65					198	H UMBC	67 50
			48	A Boston College	84 65					207	A Massachusetts	57 38
										210	H Dartmouth	83 59
										214	H Manhattan	78 59
										225	A Binghamton	64 39
										225	H Binghamton	76 43
										231	A Stony Brook	64 49
										231	H Stony Brook	67 45
										243	N Rhode Island	58 49
										253	N Western Mich.	79 65
										262	A Holy Cross	78 56
										266	A Maine	64 44
										266	H Maine	80 49
										268	A Albany (NY)	72 63
										268	H Albany (NY)	92 47
										268	N Albany (NY)	61 36
										275	A New Hampshire	55 53
										275	H New Hampshire	78 64
LAST 12 Division I GAMES:												
27	A Hartford	55 50	225	A Binghamton	64 39							
132	N Boston U.	69 52	132	H Boston U.	77 59							
268	N Albany (NY)	61 36	268	A Albany (NY)	72 63							
27	A Hartford	51 61	266	A Maine	64 44							
231	A Stony Brook	64 49	275	H New Hampshire	78 64							
198	H UMBC	67 50	27	H Hartford	36 38							

Non-Div I Games:

Vermont

■ Loss,
 ■ Non-Conf, S Site,
 ■ Home
 ■ Away
 N Neutral

Average RPI Win: 173	WON-LOST	WINNING	LAST 12	STRENGTH OF	OPP. STRENGTH	TEAM	ADJ.	CONF.	ADJ CONF.
Average RPI Loss: 65	RECORD	PCT. RANK	GAMES	SCHEDULE	OF SCHEDULE	RPI	RPI	RPI	RPI
DIV. I ONLY	14- 16	184	3- 9	83	52	122	125	3	3
DIV. I NON-CONF.	11- 2	28	0- 0	257	146	78	79	5	5
TOTALS	RPI 1-25	RPI 26-50	W-L RECORDS	RPI 51-100	RPI 101-150	RPI 150+			
14- 16	0- 6	1- 1	OVERALL	3- 6	3- 1	7- 2			
8- 6	0- 3	0- 0	HOME	2- 2	2- 0	4- 1			
5- 9	0- 3	1- 1	AWAY	1- 3	1- 1	2- 1			
1- 1	0- 0	0- 0	NEUTRAL	0- 1	0- 0	1- 0			
11- 2	0- 0	1- 0	NON-CONFERENCE	1- 1	2- 0	7- 1			
6- 0	0- 0	0- 0	HOME	0- 0	2- 0	4- 0			
4- 2	0- 0	1- 0	AWAY	1- 1	0- 0	2- 1			
1- 0	0- 0	0- 0	NEUTRAL	0- 0	0- 0	1- 0			
3- 14	0- 6	0- 1	CONFERENCE	2- 5	1- 1	0- 1			
2- 6	0- 3	0- 0	HOME	2- 2	0- 0	0- 1			
1- 7	0- 3	0- 1	AWAY	0- 2	1- 1	0- 0			
0- 1	0- 0	0- 0	NEUTRAL	0- 1	0- 0	0- 0			

RPI	S	Opponent	Score	RPI	S	Opponent	Score	RPI	S	Opponent	Score	RPI	S	Opponent	Score	Team's RPI: 125
1	H	Connecticut	35 74	31	A	DePaul	60 64	57	H	Marquette	54 71	103	A	South Fla.	51 61	
7	A	Notre Dame	46 81	33	A	Temple	44 32	57	N	Marquette	49 53	104	H	Drexel	60 55	
10	A	West Virginia	41 45					62	A	Lehigh	65 80	122	H	St. Joseph's	56 42	
18	H	Georgetown	54 70					67	H	Syracuse	83 69	128	A	Cincinnati	60 57	
20	A	St. John's (NY)	42 69					75	A	Chattanooga	64 59	158	A	Sacred Heart	50 49	
24	H	Rutgers	36 49					78	A	Louisville	50 53	191	H	Seton Hall	49 53	
								81	A	Providence	38 52	207	A	Massachusetts	47 55	
								81	H	Providence	51 45	225	H	Binghamton	53 43	
								96	H	Pittsburgh	69 74	244	H	George Washington	55 44	
												247	A	La Salle	44 41	
												304	N	Evansville	56 49	
												306	H	San Francisco	67 35	
												329	H	Penn	44 28	
LAST 12 Division I GAMES:																
57	N	Marquette	49 53	24	H	Rutgers	36 49									
81	H	Providence	51 45	67	H	Syracuse	83 69									
20	A	St. John's (NY)	42 69	31	A	DePaul	60 64									
18	H	Georgetown	54 70	103	A	South Fla.	51 61									
128	A	Cincinnati	60 57	191	H	Seton Hall	49 53									
96	H	Pittsburgh	69 74	78	A	Louisville	50 53									

Non-Div I Games:

Villanova

■ Loss,
■ Non-Conf, S Site,
■ Home
■ Away
N Neutral

Virginia

Through Games Of Sunday, March 14, 2010

Average RPI Win:	115	WON-LOST	WINNING	LAST 12	STRENGTH OF	OPP. STRENGTH	TEAM	ADJ.	CONF.	ADJ CONF.
Average RPI Loss:	30	RECORD	PCT. RANK	GAMES	SCHEDULE	OF SCHEDULE	RPI	RPI	RPI	RPI
DIV. I ONLY	21- 9	54	8- 4	10	59	16	17	2	2	
DIV. I NON-CONF.	12- 3	40	1- 0	18	95	15	16	4	4	
TOTALS	RPI 1-25	RPI 26-50	W-L RECORDS	RPI 51-100	RPI 101-150	RPI 150+				
21- 9	0- 5	5- 3	OVERALL	6- 1	5- 0	5- 0				
13- 4	0- 2	3- 2	HOME	4- 0	2- 0	4- 0				
6- 4	0- 3	2- 0	AWAY	1- 1	2- 0	1- 0				
2- 1	0- 0	0- 1	NEUTRAL	1- 0	1- 0	0- 0				
12- 3	0- 2	0- 1	NON-CONFERENCE	4- 0	3- 0	5- 0				
8- 2	0- 1	0- 1	HOME	3- 0	1- 0	4- 0				
2- 1	0- 1	0- 0	AWAY	0- 0	1- 0	1- 0				
2- 0	0- 0	0- 0	NEUTRAL	1- 0	1- 0	0- 0				
9- 6	0- 3	5- 2	CONFERENCE	2- 1	2- 0	0- 0				
5- 2	0- 1	3- 1	HOME	1- 0	1- 0	0- 0				
4- 3	0- 2	2- 0	AWAY	1- 1	1- 0	0- 0				
0- 1	0- 0	0- 1	NEUTRAL	0- 0	0- 0	0- 0				

RPI 1-25				RPI 26-50				RPI 51-100				RPI 101+			
RPI	S	Opponent	Score	RPI	S	Opponent	Score	RPI	S	Opponent	Score	RPI	S	Opponent	Score
3	H	Tennessee	63 77	32	H	Georgia Tech	57 55	64	H	Liberty	63 54	105	N	South Dakota St.	78 66
5	A	Duke	65 83	34	H	North Carolina St.	73 60	72	H	St. Bonaventure	72 64	115	A	Virginia Tech	70 56
14	A	Florida St.	50 68	34	N	North Carolina St.	59 66	79	H	Purdue	56 49	115	H	Virginia Tech	55 46
14	H	Florida St.	58 59	37	H	James Madison	73 75	80	A	Miami (FL)	69 63	121	A	Colorado	74 59
25	A	Georgia	53 69	38	H	North Carolina	82 78	91	H	Clemson	82 60	143	H	Samford	69 60
				46	A	Maryland	82 68	93	N	Indiana	84 79	162	H	S.C. Upstate	110 63
				46	H	Maryland	60 61	94	A	Wake Forest	57 64	198	A	UMBC	68 57
				48	A	Boston College	70 68					214	H	Manhattan	86 68
												252	H	Longwood	81 40
												310	H	Furman	74 43
LAST 12 Division I GAMES:															
				34	N	North Carolina St.	59 66	80	A	Miami (FL)	69 63				
				115	H	Virginia Tech	55 46	46	A	Maryland	82 68				
				5	A	Duke	65 83	91	H	Clemson	82 60				
				14	H	Florida St.	58 59	94	A	Wake Forest	57 64				
				252	H	Longwood	81 40	34	H	North Carolina St.	73 60				
				38	H	North Carolina	82 78	32	H	Georgia Tech	57 55				

Non-Div I Games:

Virginia

■ Loss,
■ Non-Conf, S Site,
■ Home
■ Away
N Neutral

Virginia Tech

Through Games Of Sunday, March 14, 2010

Average RPI Win:	199	WON-LOST	WINNING	LAST 12	STRENGTH OF	OPP. STRENGTH	TEAM	ADJ.	CONF.	ADJ CONF.
Average RPI Loss:	42	RECORD	PCT. RANK	GAMES	SCHEDULE	OF SCHEDULE	RPI	RPI	RPI	RPI
DIV. I ONLY	15- 15	165	4- 8	71	69	113	115	2	2	
DIV. I NON-CONF.	11- 4	64	1- 0	225	234	105	106	4	4	
TOTALS	RPI 1-25	RPI 26-50	W-L RECORDS	RPI 51-100	RPI 101-150	RPI 150+				
15- 15	0- 6	2- 5	OVERALL	2- 3	2- 1	9- 0				
12- 5	0- 2	2- 1	HOME	1- 2	1- 0	8- 0				
2- 9	0- 4	0- 3	AWAY	1- 1	0- 1	1- 0				
1- 1	0- 0	0- 1	NEUTRAL	0- 0	1- 0	0- 0				
11- 4	0- 1	0- 1	NON-CONFERENCE	0- 1	2- 1	9- 0				
9- 1	0- 0	0- 0	HOME	0- 1	1- 0	8- 0				
1- 3	0- 1	0- 1	AWAY	0- 0	0- 1	1- 0				
1- 0	0- 0	0- 0	NEUTRAL	0- 0	1- 0	0- 0				
4- 11	0- 5	2- 4	CONFERENCE	2- 2	0- 0	0- 0				
3- 4	0- 2	2- 1	HOME	1- 1	0- 0	0- 0				
1- 6	0- 3	0- 2	AWAY	1- 1	0- 0	0- 0				
0- 1	0- 0	0- 1	NEUTRAL	0- 0	0- 0	0- 0				

RPI S	Opponent	Score	RPI S	Opponent	Score	RPI S	Opponent	Score	RPI S	Opponent	Score	Team's RPI: 115
5	A Duke	38 69	32	A Georgia Tech	47 61	54	H Michigan	51 71	108	A VCU	58 72	
5	H Duke	53 65	34	A North Carolina St.	57 70	80	A Miami (FL)	73 69	119	H Charlotte	56 54	
14	A Florida St.	68 78	37	A James Madison	59 66	91	H Clemson	70 69	136	N UAB	68 66	
17	A Virginia	46 55	38	H North Carolina	79 64	94	A Wake Forest	63 66	198	H UMBC	74 44	
17	H Virginia	56 70	46	H Maryland	44 60	94	H Wake Forest	51 58	219	H George Mason	70 41	
20	A St. John's (NY)	62 75	48	H Boston College	69 64				252	H Longwood	77 55	
			48	N Boston College	49 62				282	A Radford	78 51	
									289	H Mt. St. Mary's	44 42	
									292	H Elon	82 46	
									295	H N.C. Central	85 44	
									318	H NJIT	67 51	
									330	H Savannah St.	68 41	
LAST 12 Division I GAMES:												
48	N Boston College	49 62	330	H Savannah St.	68 41							
17	A Virginia	46 55	34	A North Carolina St.	57 70							
91	H Clemson	70 69	94	H Wake Forest	51 58							
48	H Boston College	69 64	32	A Georgia Tech	47 61							
14	A Florida St.	68 78	46	H Maryland	44 60							
5	H Duke	53 65	80	A Miami (FL)	73 69							

Non-Div I Games:

Virginia Tech

■ Loss,
■ Non-Conf,
■ S Site,
■ H Home
■ A Away
N Neutral

Average RPI Win: 262	WON-LOST	WINNING	LAST 12	STRENGTH OF	OPP. STRENGTH	TEAM	ADJ.	CONF.	ADJ CONF.
Average RPI Loss: 193	RECORD	PCT. RANK	GAMES	SCHEDULE	OF SCHEDULE	RPI	RPI	RPI	RPI
DIV. I ONLY	9- 21	282	4- 8	211	314	284	287	22	23
DIV. I NON-CONF.	3- 9	282	0- 1	229	340	305	304	25	26
TOTALS	RPI 1-25	RPI 26-50	W-L RECORDS	RPI 51-100	RPI 101-150	RPI 150+			
9- 21	0- 0	0- 0	OVERALL	0- 2	1- 6	8- 13			
5- 7	0- 0	0- 0	HOME	0- 0	1- 3	4- 4			
3- 13	0- 0	0- 0	AWAY	0- 2	0- 2	3- 9			
1- 1	0- 0	0- 0	NEUTRAL	0- 0	0- 1	1- 0			
3- 9	0- 0	0- 0	NON-CONFERENCE	0- 2	1- 1	2- 6			
2- 2	0- 0	0- 0	HOME	0- 0	1- 1	1- 1			
0- 7	0- 0	0- 0	AWAY	0- 2	0- 0	0- 5			
1- 0	0- 0	0- 0	NEUTRAL	0- 0	0- 0	1- 0			
6- 12	0- 0	0- 0	CONFERENCE	0- 0	0- 5	6- 7			
3- 5	0- 0	0- 0	HOME	0- 0	0- 2	3- 3			
3- 6	0- 0	0- 0	AWAY	0- 0	0- 2	3- 4			
0- 1	0- 0	0- 0	NEUTRAL	0- 0	0- 1	0- 0			

RPI S	Opponent	Score	RPI S	Opponent	Score	RPI S	Opponent	Score	RPI S	Opponent	Score	Team's RPI: 287
						62	A Lehigh	43 69	109	H American	73 72	
						67	A Syracuse	55 93	111	H Columbia	49 73	
									114	A Robert Morris	62 74	
									114	H Robert Morris	67 70	
									114	N Robert Morris	52 68	
									134	A Long Island	60 67	
									134	H Long Island	60 74	
									152	A St. Francis (PA)	76 74	
									152	H St. Francis (PA)	68 78	
									158	A Sacred Heart	54 69	
									158	H Sacred Heart	64 71	
									211	A Monmouth	56 69	
									240	A Quinnipiac	56 66	
									240	H Quinnipiac	72 58	
									245	H Bryant	60 74	
									260	H Siena	63 55	
									268	A Albany (NY)	56 63	
									273	A St. Peter's	50 55	
									276	A Fairleigh Dickinson	54 66	
									277	H Central Conn. St.	45 60	
									289	A Mt. St. Mary's	64 63	
									289	H Mt. St. Mary's	64 57	
									302	A Army	70 74	
									318	A NJIT	56 68	
									322	A Colgate	59 72	
									339	N IUPUI	59 47	
LAST 12 Division I GAMES:												
			114	N Robert Morris	52 68	276	A Fairleigh Dickinson	54 66				
			152	H St. Francis (PA)	68 78	289	H Mt. St. Mary's	64 57				
			114	H Robert Morris	67 70	289	A Mt. St. Mary's	64 63				
			277	H Central Conn. St.	45 60	158	H Sacred Heart	64 71				
			245	H Bryant	60 74	240	H Quinnipiac	72 58				
			211	A Monmouth	56 69	340	A St. Francis (NY)	78 64				

Non-Div I Games:

Wagner

RPI	S	Opponent	Score	
340	A	St. Francis (NY)	78	64
340	H	St. Francis (NY)	65	49

W
a
g
n
e
r

W
a
g
n
e
r

Wagner

Wake Forest

Through Games Of Sunday, March 14, 2010

Average RPI Win:	175	WON-LOST	WINNING	LAST 12	STRENGTH OF	OPP. STRENGTH	TEAM	ADJ.	CONF.	ADJ CONF.
Average RPI Loss:	43	RECORD	PCT. RANK	GAMES	SCHEDULE	OF SCHEDULE	RPI	RPI	RPI	RPI
DIV. I ONLY	18- 13	110	7- 5	96	56	91	94	2	2	
DIV. I NON-CONF.	10- 5	88	1- 0	282	135	141	141	4	4	
TOTALS	RPI 1-25	RPI 26-50	W-L RECORDS	RPI 51-100	RPI 101-150	RPI 150+				
18- 13	1- 3	2- 5	OVERALL	3- 5	3- 0	9- 0				
13- 4	1- 0	1- 2	HOME	2- 2	2- 0	7- 0				
3- 8	0- 3	1- 2	AWAY	0- 3	1- 0	1- 0				
2- 1	0- 0	0- 1	NEUTRAL	1- 0	0- 0	1- 0				
10- 5	0- 1	0- 0	NON-CONFERENCE	0- 4	1- 0	9- 0				
8- 2	0- 0	0- 0	HOME	0- 2	1- 0	7- 0				
1- 3	0- 1	0- 0	AWAY	0- 2	0- 0	1- 0				
1- 0	0- 0	0- 0	NEUTRAL	0- 0	0- 0	1- 0				
8- 8	1- 2	2- 5	CONFERENCE	3- 1	2- 0	0- 0				
5- 2	1- 0	1- 2	HOME	2- 0	1- 0	0- 0				
2- 5	0- 2	1- 2	AWAY	0- 1	1- 0	0- 0				
1- 1	0- 0	0- 1	NEUTRAL	1- 0	0- 0	0- 0				

RPI 1-25				RPI 26-50				RPI 51-100				Team's RPI: 94	RPI 101+			
RPI	S	Opponent	Score	RPI	S	Opponent	Score	RPI	S	Opponent	Score		RPI	S	Opponent	Score
5	A	Duke	51 65	32	A	Georgia Tech	66 72	52	A	San Diego St.	62 63		103	H	South Fla.	62 45
14	A	Florida St.	38 83	32	N	Georgia Tech	45 52	53	A	South Carolina	52 62		115	A	Virginia Tech	58 51
17	H	Virginia	64 57	34	A	North Carolina St.	49 51	63	H	Illinois	50 65		115	H	Virginia Tech	66 63
18	A	Georgetown	56 73	34	H	North Carolina St.	66 50	80	H	Miami (FL)	67 64		183	H	High Point	76 52
				38	H	North Carolina	59 65	80	N	Miami (FL)	66 65		241	A	Miami (OH)	78 62
				46	H	Maryland	65 70	84	H	Richmond	54 64		250	H	North Florida	60 57
				48	A	Boston College	60 56	91	A	Clemson	62 67		280	H	Jacksonville	64 47
								91	H	Clemson	63 43		286	N	Valparaiso	52 34
													288	H	Wofford	85 55
													295	H	N.C. Central	76 63
													311	H	Coppin St.	62 40
													327	H	Presbyterian	66 25
LAST 12 Division I GAMES:																
				32	N	Georgia Tech	45 52	48	A	Boston College	60 56					
				80	N	Miami (FL)	66 65	46	H	Maryland	65 70					
				91	A	Clemson	62 67	14	A	Florida St.	38 83					
				34	H	North Carolina St.	66 50	115	A	Virginia Tech	58 51					
				295	H	N.C. Central	76 63	17	H	Virginia	64 57					
				38	H	North Carolina	59 65	91	H	Clemson	63 43					

Non-Div I Games:

Wake Forest

■ Loss,
 ■ Non-Conf,
 ■ S Site,
 ■ H Home
 ■ A Away
 N Neutral

Washington

Through Games Of Sunday, March 14, 2010

Average RPI Win:	174	WON-LOST	WINNING	LAST 12	STRENGTH OF	OPP. STRENGTH	TEAM	ADJ.	CONF.	ADJ CONF.
Average RPI Loss:	77	RECORD	PCT. RANK	GAMES	SCHEDULE	OF SCHEDULE	RPI	RPI	RPI	RPI
DIV. I ONLY	12- 17	223	4- 8	82	66	147	145	6	6	
DIV. I NON-CONF.	5- 5	160	0- 0	112	145	130	132	6	6	
TOTALS	RPI 1-25	RPI 26-50	W-L RECORDS	RPI 51-100	RPI 101-150	RPI 150+				
12- 17	0- 5	0- 3	OVERALL	2- 4	2- 2	8- 3				
7- 5	0- 2	0- 1	HOME	2- 1	2- 0	3- 1				
5- 11	0- 3	0- 2	AWAY	0- 3	0- 2	5- 1				
0- 1	0- 0	0- 0	NEUTRAL	0- 0	0- 0	0- 1				
5- 5	0- 1	0- 1	NON-CONFERENCE	0- 0	1- 1	4- 2				
2- 1	0- 0	0- 0	HOME	0- 0	1- 0	1- 1				
3- 4	0- 1	0- 1	AWAY	0- 0	0- 1	3- 1				
0- 0	0- 0	0- 0	NEUTRAL	0- 0	0- 0	0- 0				
7- 12	0- 4	0- 2	CONFERENCE	2- 4	1- 1	4- 1				
5- 4	0- 2	0- 1	HOME	2- 1	1- 0	2- 0				
2- 7	0- 2	0- 1	AWAY	0- 3	0- 1	2- 0				
0- 1	0- 0	0- 0	NEUTRAL	0- 0	0- 0	0- 1				

RPI S	Opponent	Score	RPI S	Opponent	Score	RPI S	Opponent	Score	RPI S	Opponent	Score	Team's RPI: 145
2	A Stanford	51 66	30	A Gonzaga	52 81	59	A California	43 60	103	A South Fla.	50 61	
2	H Stanford	36 58	36	A Southern California	51 56	59	H California	68 75	106	H BYU	67 66	
16	A Michigan St.	52 69	36	H Southern California	65 69	66	A Arizona St.	61 67	124	A Arizona	50 80	
22	A UCLA	55 73				66	H Arizona St.	62 56	124	H Arizona	69 59	
22	H UCLA	65 69				100	A Oregon	71 82	160	A UCF	62 59	
						100	H Oregon	62 53	173	H Eastern Wash.	64 46	
									179	A Washington St.	76 70	
									179	H Washington St.	70 54	
									184	A Portland St.	66 67	
									215	A Oregon St.	69 64	
									215	H Oregon St.	67 49	
									215 N	Oregon St.	42 52	
									234	H Sacramento St.	71 74	
									253	A Western Mich.	71 63	
									321	A Seattle	58 53	
LAST 12 Division I GAMES:												
215 N	Oregon St.	42 52	59	H California	68 75							
100	H Oregon	62 53	2	H Stanford	36 58							
215	H Oregon St.	67 49	124	A Arizona	50 80							
179	H Washington St.	70 54	66	A Arizona St.	61 67							
36	A Southern California	51 56	179	A Washington St.	76 70							
22	A UCLA	55 73	22	H UCLA	65 69							

Non-Div I Games:

Washington

■ Loss,
 ■ Non-Conf,
 ■ S Site,
 ■ Home
 ■ A Away
 N Neutral

Average RPI Win:	140	WON-LOST	WINNING	LAST 12	STRENGTH OF	OPP. STRENGTH	TEAM	ADJ.	CONF.	ADJ CONF.
Average RPI Loss:	94	RECORD	PCT. RANK	GAMES	SCHEDULE	OF SCHEDULE	RPI	RPI	RPI	RPI
DIV. I ONLY	8- 22	297	3- 9	53	67	187	179	6	6	
DIV. I NON-CONF.	5- 6	184	0- 0	41	155	114	113	6	6	
TOTALS	RPI 1-25	RPI 26-50	W-L RECORDS	RPI 51-100	RPI 101-150	RPI 150+				
8- 22	0- 5	1- 1	OVERALL	2- 6	1- 7	4- 3				
4- 10	0- 2	0- 1	HOME	1- 3	1- 2	2- 2				
3- 10	0- 3	1- 0	AWAY	1- 3	0- 3	1- 1				
1- 2	0- 0	0- 0	NEUTRAL	0- 0	0- 2	1- 0				
5- 6	0- 1	0- 0	NON-CONFERENCE	0- 2	1- 2	4- 1				
3- 2	0- 0	0- 0	HOME	0- 1	1- 0	2- 1				
1- 3	0- 1	0- 0	AWAY	0- 1	0- 1	1- 0				
1- 1	0- 0	0- 0	NEUTRAL	0- 0	0- 1	1- 0				
3- 16	0- 4	1- 1	CONFERENCE	2- 4	0- 5	0- 2				
1- 8	0- 2	0- 1	HOME	1- 2	0- 2	0- 1				
2- 7	0- 2	1- 0	AWAY	1- 2	0- 2	0- 1				
0- 1	0- 0	0- 0	NEUTRAL	0- 0	0- 1	0- 0				

RPI	S	Opponent	Score	RPI	S	Opponent	Score	RPI	S	Opponent	Score	RPI	S	Opponent	Score	Team's RPI: 179
2	A	Stanford	43 80	36	A	Southern California	64 52	59	A	California	68 75	113	H	Wyoming	63 50	
2	H	Stanford	67 98	36	H	Southern California	51 61	59	H	California	44 62	124	A	Arizona	66 73	
4	A	Nebraska	54 107					66	A	Arizona St.	66 62	124	H	Arizona	60 67	
22	A	UCLA	58 93					66	H	Arizona St.	59 64	124	N	Arizona	60 62	
22	H	UCLA	56 59					73	H	St. Mary's (CA)	70 80	127	A	Nevada	54 75	
								89	A	Kansas St.	63 70	145	A	Washington	54 70	
								100	A	Oregon	92 98	145	H	Washington	70 76	
								100	H	Oregon	67 53	150	N	Boise St.	64 68	
												151	H	UC Davis	64 54	
												157	N	Bradley	80 66	
												170	H	Portland	53 79	
												187	A	Montana St.	73 61	
												215	A	Oregon St.	49 63	
												215	H	Oregon St.	45 50	
												306	H	San Francisco	74 57	
LAST 12 Division I GAMES:																
124	N	Arizona	60 62	2	H	Stanford	67 98									
215	H	Oregon St.	45 50	59	H	California	44 62									
100	H	Oregon	67 53	66	A	Arizona St.	66 62									
145	A	Washington	54 70	124	A	Arizona	66 73									
22	A	UCLA	58 93	145	H	Washington	70 76									
36	A	Southern California	64 52	36	H	Southern California	51 61									

Non-Div I Games:

Washington St.

■ Loss,
■ Non-Conf,
■ S Site,
■ Home
■ A Away
N Neutral

Average RPI Win:	268	WON-LOST	WINNING	LAST 12	STRENGTH OF	OPP. STRENGTH	TEAM	ADJ.	CONF.	ADJ CONF.
Average RPI Loss:	186	RECORD	PCT. RANK	GAMES	SCHEDULE	OF SCHEDULE	RPI	RPI	RPI	RPI
DIV. I ONLY	7- 20	302	2- 10	303	268	319	317	23	22	
DIV. I NON-CONF.	4- 7	229	0- 0	285	273	273	268	24	21	
TOTALS	RPI 1-25	RPI 26-50	W-L RECORDS	RPI 51-100	RPI 101-150	RPI 150+				
7- 20	0- 0	0- 0	OVERALL	0- 1	1- 4	6- 15				
5- 6	0- 0	0- 0	HOME	0- 0	1- 0	4- 6				
1- 14	0- 0	0- 0	AWAY	0- 1	0- 4	1- 9				
1- 0	0- 0	0- 0	NEUTRAL	0- 0	0- 0	1- 0				
4- 7	0- 0	0- 0	NON-CONFERENCE	0- 1	1- 4	3- 2				
3- 0	0- 0	0- 0	HOME	0- 0	1- 0	2- 0				
0- 7	0- 0	0- 0	AWAY	0- 1	0- 4	0- 2				
1- 0	0- 0	0- 0	NEUTRAL	0- 0	0- 0	1- 0				
3- 13	0- 0	0- 0	CONFERENCE	0- 0	0- 0	3- 13				
2- 6	0- 0	0- 0	HOME	0- 0	0- 0	2- 6				
1- 7	0- 0	0- 0	AWAY	0- 0	0- 0	1- 7				
0- 0	0- 0	0- 0	NEUTRAL	0- 0	0- 0	0- 0				

RPI S	Opponent	Score	RPI S	Opponent	Score	RPI S	Opponent	Score	RPI S	Opponent	Score	Team's RPI: 317
						71 A	Utah	41 56	106 H	BYU	62 61	
									113 A	Wyoming	40 78	
									127 A	Nevada	38 50	
									139 A	UTEP	58 70	
									150 A	Boise St.	58 66	
									173 A	Eastern Wash.	65 77	
									173 H	Eastern Wash.	56 70	
									184 A	Portland St.	62 87	
									184 H	Portland St.	62 65	
									186 A	Idaho St.	75 79	
									186 H	Idaho St.	49 57	
									187 A	Montana St.	62 82	
									187 H	Montana St.	59 76	
									202 A	Montana	67 73	
									202 H	Montana	59 55	
									212 A	Utah St.	51 72	
									215 A	Oregon St.	64 76	
									229 A	Northern Colo.	68 75	
									229 H	Northern Colo.	61 52	
									234 A	Sacramento St.	75 90	
									234 H	Sacramento St.	61 75	
									325 A	Northern Ariz.	64 61	
									325 H	Northern Ariz.	62 63	
									334 H	Southern Utah	78 41	
									336 H	Utah Valley	66 46	
									341 N	Youngstown St.	70 51	
LAST 12 Division I GAMES:												
234 H	Sacramento St.	61 75	187 H	Montana St.	59 76							
184 H	Portland St.	62 65	202 H	Montana	59 55							
173 H	Eastern Wash.	56 70	234 A	Sacramento St.	75 90							
186 A	Idaho St.	75 79	173 A	Eastern Wash.	65 77							
229 A	Northern Colo.	68 75	184 A	Portland St.	62 87							
325 A	Northern Ariz.	64 61	186 H	Idaho St.	49 57							

Non-Div I Games: Western Ore. 50 44 Dixie St. 68 61

Weber St.

Loss, Non-Conf, S Site, H Home A Away N Neutral

West Virginia

Through Games Of Sunday, March 14, 2010

Average RPI Win:	119	WON-LOST	WINNING	LAST 12	STRENGTH OF	OPP. STRENGTH	TEAM	ADJ.	CONF.	ADJ CONF.
Average RPI Loss:	17	RECORD	PCT. RANK	GAMES	SCHEDULE	OF SCHEDULE	RPI	RPI	RPI	RPI
DIV. I ONLY	28- 5	13	9- 3	37	24	10	10	3	3	
DIV. I NON-CONF.	13- 1	7	0- 0	146	67	23	24	5	5	
TOTALS	RPI 1-25	RPI 26-50	W-L RECORDS	RPI 51-100	RPI 101-150	RPI 150+				
28- 5	4- 4	5- 0	OVERALL	5- 1	6- 0	8- 0				
17- 0	2- 0	3- 0	HOME	3- 0	2- 0	7- 0				
7- 5	1- 4	0- 0	AWAY	2- 1	4- 0	0- 0				
4- 0	1- 0	2- 0	NEUTRAL	0- 0	0- 0	1- 0				
13- 1	0- 1	3- 0	NON-CONFERENCE	0- 0	3- 0	7- 0				
9- 0	0- 0	2- 0	HOME	0- 0	1- 0	6- 0				
2- 1	0- 1	0- 0	AWAY	0- 0	2- 0	0- 0				
2- 0	0- 0	1- 0	NEUTRAL	0- 0	0- 0	1- 0				
15- 4	4- 3	2- 0	CONFERENCE	5- 1	3- 0	1- 0				
8- 0	2- 0	1- 0	HOME	3- 0	1- 0	1- 0				
5- 4	1- 3	0- 0	AWAY	2- 1	2- 0	0- 0				
2- 0	1- 0	1- 0	NEUTRAL	0- 0	0- 0	0- 0				

RPI	S	Opponent	Score	RPI	S	Opponent	Score	RPI	S	Opponent	Score	RPI	S	Opponent	Score
1	A	Connecticut	32 60	31	H	DePaul	64 57	57	H	Marquette	69 56	103	A	South Fla.	54 45
1	A	Connecticut	47 80	31	N	DePaul	47 41	67	A	Syracuse	48 67	112	A	Duquesne	73 52
7	A	Notre Dame	66 74	35	H	Fresno St.	72 52	78	H	Louisville	72 66	125	H	Villanova	45 41
9	A	Ohio St.	69 92	43	N	Iowa	69 66	81	A	Providence	75 59	127	A	Nevada	66 41
18	H	Georgetown	55 46	49	H	Marist	55 50	96	A	Pittsburgh	69 54	128	A	Cincinnati	64 43
20	A	St. John's (NY)	54 50					96	H	Pittsburgh	63 59	135	H	Towson	79 42
24	H	Rutgers	55 51									180	N	Marshall	74 42
24	N	Rutgers	56 49									191	H	Seton Hall	53 31
												198	H	UMBC	79 45
												252	H	Longwood	74 43
												264	H	Eastern Ky.	60 40
												266	H	Maine	88 32
												274	H	Santa Clara	78 55
												282	H	Radford	64 28
LAST 12 Division I GAMES:															
1	A	Connecticut	32 60	103	A	South Fla.	54 45								
24	N	Rutgers	56 49	24	H	Rutgers	55 51								
31	N	DePaul	47 41	18	H	Georgetown	55 46								
67	A	Syracuse	48 67	81	A	Providence	75 59								
57	H	Marquette	69 56	1	A	Connecticut	47 80								
128	A	Cincinnati	64 43	78	H	Louisville	72 66								

Non-Div I Games:

West Virginia

■ Loss,
 ■ Non-Conf, S Site,
 ■ Home
 ■ Away
 N Neutral

Average RPI Win: 263		WON-LOST	WINNING	LAST 12	STRENGTH OF	OPP. STRENGTH	TEAM	ADJ.	CONF.	ADJ CONF.
Average RPI Loss: 146		RECORD	PCT. RANK	GAMES	SCHEDULE	OF SCHEDULE	RPI	RPI	RPI	RPI
DIV. I ONLY		7- 23	305	4- 8	145	192	277	272	19	20
DIV. I NON-CONF.		1- 8	324	0- 0	31	86	241	236	19	19
TOTALS	RPI 1-25		RPI 26-50		W-L RECORDS		RPI 51-100		RPI 101-150	
7- 23	0- 1		0- 1		OVERALL		1- 4		0- 10	
5- 7	0- 0		0- 1		HOME		1- 0		0- 4	
2- 13	0- 1		0- 0		AWAY		0- 4		0- 5	
0- 3	0- 0		0- 0		NEUTRAL		0- 0		0- 1	
1- 8	0- 1		0- 1		NON-CONFERENCE		0- 3		0- 2	
1- 1	0- 0		0- 1		HOME		0- 0		0- 0	
0- 5	0- 1		0- 0		AWAY		0- 3		0- 1	
0- 2	0- 0		0- 0		NEUTRAL		0- 0		0- 1	
6- 15	0- 0		0- 0		CONFERENCE		1- 1		0- 8	
4- 6	0- 0		0- 0		HOME		1- 0		0- 4	
2- 8	0- 0		0- 0		AWAY		0- 1		0- 4	
0- 1	0- 0		0- 0		NEUTRAL		0- 0		0- 0	

RPI 1-25			
RPI	S	Opponent	Score
14	A	Florida St.	47 80
RPI 26-50			
RPI	S	Opponent	Score
37	H	James Madison	63 80
RPI 51-100			
RPI	S	Opponent	Score
75	A	Chattanooga	66 68
75	H	Chattanooga	51 49
82	A	Western Ky.	41 61
83	A	East Carolina	59 70
84	A	Richmond	42 65
RPI 101+			
RPI	S	Opponent	Score
119	A	Charlotte	62 64
126	A	Appalachian St.	59 73
126	H	Appalachian St.	52 53
128	N	Cincinnati	54 67
129	A	Col. of Charleston	61 68
129	H	Col. of Charleston	71 74
143	A	Samford	65 80
143	H	Samford	42 53
146	A	Ga. Southern	48 62
146	H	Ga. Southern	61 74
189	A	Davidson	65 75
189	H	Davidson	51 62
199	N	Coastal Caro.	64 72
248	A	UNC Greensboro	61 75
248	H	UNC Greensboro	57 42
248	N	UNC Greensboro	55 57
288	A	Wofford	71 75
288	H	Wofford	71 65
292	A	Elon	75 48
292	H	Elon	54 59
310	A	Furman	69 39
310	H	Furman	66 58
319	H	UNC Asheville	62 51

Non-Div I Games:

Western Caro.

Loss, Non-Conf, S Site, H Home A Away N Neutral

Average RPI Win: 300		WON-LOST	WINNING	LAST 12	STRENGTH OF		OPP. STRENGTH	TEAM	ADJ.	CONF.	ADJ CONF.
Average RPI Loss: 166		RECORD	PCT. RANK	GAMES	SCHEDULE		OF SCHEDULE	RPI	RPI	RPI	RPI
DIV. I ONLY		9- 20	276	5- 7	267		287	294	292	30	30
DIV. I NON-CONF.		2- 7	295	0- 0	135		100	253	253	28	28
TOTALS		RPI 1-25	RPI 26-50	W-L RECORDS		RPI 51-100	RPI 101-150	RPI 150+			
9- 20	0- 2		0- 0	OVERALL		0- 1	0- 5	9- 12			
4- 6	0- 0		0- 0	HOME		0- 0	0- 2	4- 4			
3- 12	0- 2		0- 0	AWAY		0- 1	0- 2	3- 7			
2- 2	0- 0		0- 0	NEUTRAL		0- 0	0- 1	2- 1			
2- 7	0- 2		0- 0	NON-CONFERENCE		0- 1	0- 0	2- 4			
0- 1	0- 0		0- 0	HOME		0- 0	0- 0	0- 1			
1- 5	0- 2		0- 0	AWAY		0- 1	0- 0	1- 2			
1- 1	0- 0		0- 0	NEUTRAL		0- 0	0- 0	1- 1			
7- 13	0- 0		0- 0	CONFERENCE		0- 0	0- 5	7- 8			
4- 5	0- 0		0- 0	HOME		0- 0	0- 2	4- 3			
2- 7	0- 0		0- 0	AWAY		0- 0	0- 2	2- 5			
1- 1	0- 0		0- 0	NEUTRAL		0- 0	0- 1	1- 0			

[illegible]

Non-Div I Games:	Ill.-Springfield	61	42	St. Francis (IL)	66	53
------------------	------------------	----	----	------------------	----	----

Western Ill.

Loss, Non-Conf, S Site, H Home A Away N Neutral

Average RPI Win:	213	WON-LOST	WINNING	LAST 12	STRENGTH OF	OPP. STRENGTH	TEAM	ADJ.	CONF.	ADJ CONF.
Average RPI Loss:	64	RECORD	PCT. RANK	GAMES	SCHEDULE	OF SCHEDULE	RPI	RPI	RPI	RPI
DIV. I ONLY	21- 10	70	10- 2	111	127	81	82	15	15	
DIV. I NON-CONF.	6- 5	144	0- 0	119	47	112	112	16	16	
TOTALS	RPI 1-25	RPI 26-50	W-L RECORDS	RPI 51-100	RPI 101-150	RPI 150+				
21- 10	0- 5	0- 0	OVERALL	0- 3	1- 1	20- 1				
11- 3	0- 1	0- 0	HOME	0- 2	0- 0	11- 0				
9- 4	0- 2	0- 0	AWAY	0- 1	1- 0	8- 1				
1- 3	0- 2	0- 0	NEUTRAL	0- 0	0- 1	1- 0				
6- 5	0- 2	0- 0	NON-CONFERENCE	0- 2	1- 1	5- 0				
3- 2	0- 0	0- 0	HOME	0- 2	0- 0	3- 0				
3- 1	0- 1	0- 0	AWAY	0- 0	1- 0	2- 0				
0- 2	0- 1	0- 0	NEUTRAL	0- 0	0- 1	0- 0				
15- 5	0- 3	0- 0	CONFERENCE	0- 1	0- 0	15- 1				
8- 1	0- 1	0- 0	HOME	0- 0	0- 0	8- 0				
6- 3	0- 1	0- 0	AWAY	0- 1	0- 0	6- 1				
1- 1	0- 1	0- 0	NEUTRAL	0- 0	0- 0	1- 0				

RPI	S	Opponent	Score
5	N	Duke	47 70
21	A	Vanderbilt	73 79
23	A	Middle Tenn.	54 68
23	H	Middle Tenn.	63 88
23	N	Middle Tenn.	63 76

RPI	S	Opponent	Score

RPI	S	Opponent	Score
56	A	UALR	53 61
76	H	Louisiana Tech	52 63
96	H	Pittsburgh	60 76

RPI	S	Opponent	Score
105	A	South Dakota St.	81 74
116	N	Arkansas	51 69
164	A	FIU	64 61
164	H	FIU	73 62
167	A	Fla. Atlantic	80 74
167	H	Fla. Atlantic	76 57
174	A	Denver	73 70
177	A	Ball St.	61 58
196	A	South Ala.	78 88
196	H	South Ala.	67 61
196	N	South Ala.	72 67
209	H	North Dakota	71 46
213	A	Arkansas St.	83 74
213	H	Arkansas St.	83 78
224	H	New Orleans	63 56
239	H	North Texas	101 53
244	A	George Washington	74 65
251	A	Troy	63 56
251	H	Troy	67 51
264	H	Eastern Ky.	75 54
272	H	Western Caro.	61 41
278	A	La.-Monroe	83 59
300	H	La.-Lafayette	74 52

LAST 12 Division I GAMES:

23	N	Middle Tenn.	63 76	56	A	UALR	53 61
196	N	South Ala.	72 67	213	H	Arkansas St.	83 78
164	A	FIU	64 61	251	H	Troy	67 51
167	A	Fla. Atlantic	80 74	278	A	La.-Monroe	83 59
213	A	Arkansas St.	83 74	224	H	New Orleans	63 56
196	H	South Ala.	67 61	239	H	North Texas	101 53

Non-Div I Games:

Western Ky.

■ Loss,
 ■ Non-Conf,
 ■ S Site,
 ■ Home
 ■ A Away
 N Neutral

Average RPI Win:	259	WON-LOST	WINNING	LAST 12	STRENGTH OF	OPP. STRENGTH	TEAM	ADJ.	CONF.	ADJ CONF.
Average RPI Loss:	131	RECORD	PCT. RANK	GAMES	SCHEDULE	OF SCHEDULE	RPI	RPI	RPI	RPI
DIV. I ONLY	9- 21	282	4- 8	178	156	258	253	16	16	
DIV. I NON-CONF.	5- 8	220	0- 0	177	153	209	205	15	15	
TOTALS	RPI 1-25	RPI 26-50	W-L RECORDS	RPI 51-100	RPI 101-150	RPI 150+				
9- 21	0- 1	0- 3	OVERALL	0- 5	0- 3	9- 9				
5- 7	0- 0	0- 0	HOME	0- 2	0- 2	5- 3				
3- 11	0- 0	0- 2	AWAY	0- 3	0- 1	3- 5				
1- 3	0- 1	0- 1	NEUTRAL	0- 0	0- 0	1- 1				
5- 8	0- 1	0- 2	NON-CONFERENCE	0- 1	0- 2	5- 2				
2- 2	0- 0	0- 0	HOME	0- 0	0- 1	2- 1				
2- 3	0- 0	0- 1	AWAY	0- 1	0- 1	2- 0				
1- 3	0- 1	0- 1	NEUTRAL	0- 0	0- 0	1- 1				
4- 13	0- 0	0- 1	CONFERENCE	0- 4	0- 1	4- 7				
3- 5	0- 0	0- 0	HOME	0- 2	0- 1	3- 2				
1- 8	0- 0	0- 1	AWAY	0- 2	0- 0	1- 5				
0- 0	0- 0	0- 0	NEUTRAL	0- 0	0- 0	0- 0				



























































RPI 1-25				RPI 26-50				RPI 51-100				RPI 101+				Team's RPI: 253
RPI	S	Opponent	Score	RPI	S	Opponent	Score	RPI	S	Opponent	Score	RPI	S	Opponent	Score	
16	N	Michigan St.	51 74	37	A	James Madison	65 74	61	A	Toledo	41 65	133	H	Kent St.	39 69	
				39	N	Vermont	65 79	61	H	Toledo	47 72	145	H	Washington	63 71	
				47	A	Bowling Green	56 74	90	A	Eastern Mich.	52 65	148	A	Eastern Ill.	58 66	
								90	H	Eastern Mich.	52 61	155	A	Akron	44 58	
								96	A	Pittsburgh	65 89	164	N	FIU	61 64	
												177	A	Ball St.	43 67	
												177	A	Ball St.	55 70	
												177	H	Ball St.	62 78	
												197	A	Central Mich.	65 74	
												197	H	Central Mich.	64 56	
												208	H	Ill.-Chicago	47 69	
												220	H	St. Louis	54 53	
												227	H	Loyola (IL)	87 80	
												241	A	Miami (OH)	75 69	
												254	A	Northern Ill.	47 73	
												254	H	Northern Ill.	54 47	
												279	A	Southern Ill.	82 77	
												283	H	Ohio	51 47	
												283	H	Buffalo	46 50	
												309	A	Chicago St.	74 71	
												319	N	UNC Asheville	64 53	
LAST 12 Division I GAMES:																
				177	A	Ball St.	43 67					133	H	Kent St.	39 69	
				254	H	Northern Ill.	54 47					241	A	Miami (OH)	75 69	
				197	H	Central Mich.	64 56					283	H	Ohio	51 47	
				90	A	Eastern Mich.	52 65					283	H	Buffalo	46 50	
				177	H	Ball St.	62 78					47	A	Bowling Green	56 74	
				61	A	Toledo	41 65					155	A	Akron	44 58	

Non-Div I Games:

Western Mich.



■ Loss,
■ Non-Conf,
■ S Site,
■ Home
■ A Away
N Neutral

Average RPI Win:	203	WON-LOST	WINNING	LAST 12	STRENGTH OF	OPP. STRENGTH	TEAM	ADJ.	CONF.	ADJ CONF.
Average RPI Loss:	137	RECORD	PCT. RANK	GAMES	SCHEDULE	OF SCHEDULE	RPI	RPI	RPI	RPI
DIV. I ONLY	17- 14	129	5- 7	181	159	156	156	11	11	
DIV. I NON-CONF.	8- 3	69	0- 0	288	302	133	134	11	11	
TOTALS	RPI 1-25	RPI 26-50	W-L RECORDS	RPI 51-100	RPI 101-150	RPI 150+				
17- 14	0- 0	0- 2	OVERALL	0- 4	6- 2	11- 6				
13- 3	0- 0	0- 1	HOME	0- 1	3- 0	10- 1				
2- 9	0- 0	0- 1	AWAY	0- 1	2- 2	0- 5				
2- 2	0- 0	0- 0	NEUTRAL	0- 2	1- 0	1- 0				
8- 3	0- 0	0- 0	NON-CONFERENCE	0- 1	1- 0	7- 2				
6- 1	0- 0	0- 0	HOME	0- 0	0- 0	6- 1				
1- 1	0- 0	0- 0	AWAY	0- 0	1- 0	0- 1				
1- 1	0- 0	0- 0	NEUTRAL	0- 1	0- 0	1- 0				
9- 11	0- 0	0- 2	CONFERENCE	0- 3	5- 2	4- 4				
7- 2	0- 0	0- 1	HOME	0- 1	3- 0	4- 0				
1- 8	0- 0	0- 1	AWAY	0- 1	1- 2	0- 4				
1- 1	0- 0	0- 0	NEUTRAL	0- 1	1- 0	0- 0				

RPI S	Opponent	Score	RPI S	Opponent	Score	RPI S	Opponent	Score	RPI S	Opponent	Score	Team's RPI: 156
			50  Illinois St.	50  62		65  Creighton	48  89		101  Missouri St.	92 85		
			50  Illinois St.	60  75		65  Creighton	48  58		101  Missouri St.	73 65		
						65 N Creighton	59  76		101 N Missouri St.	80 75		
						68 N SMU	60  67		117  UNI	66  85		
									117  UNI	74 64		
									133  Kent St.	66 55		
									142  Indiana St.	59  81		
									142  Indiana St.	65 61		
									154  Drake	54  68		
									154  Drake	66 63		
									157  Bradley	55  58		
									157  Bradley	69 55		
									178  Colorado St.	60  85		
									223 N UMKC	53 52		
									227  Loyola (IL)	62 54		
									229  Northern Colo.	54  65		
									247  La Salle	56 43		
									265  SIU Edwardsville	68 58		
									279  Southern Ill.	56  63		
									279  Southern Ill.	59 57		
									292  Western Ill.	70 45		
									298  Ark.-Pine Bluff	68 56		
									304  Evansville	78  83		
									304  Evansville	68 43		
									312  South Dakota	65 60		
LAST 12 Division I GAMES:												
			65 N Creighton	59  76		101  Missouri St.	73 65					
			101 N Missouri St.	80 75		142  Indiana St.	59  81					
			117  UNI	66  85		50  Illinois St.	50  62					
			157  Bradley	55  58		65  Creighton	48  58					
			279  Southern Ill.	59 57		154  Drake	66 63					
			304  Evansville	68 43		279  Southern Ill.	56  63					

Non-Div I Games:

Wichita St.

 Loss,
  Non-Conf,
 S Site,
  Home
  Away
 N Neutral

William & Mary

Through Games Of Sunday, March 14, 2010

Average RPI Win:	206	WON-LOST	WINNING	LAST 12	STRENGTH OF	OPP. STRENGTH	TEAM	ADJ.	CONF.	ADJ CONF.
Average RPI Loss:	112	RECORD	PCT. RANK	GAMES	SCHEDULE	OF SCHEDULE	RPI	RPI	RPI	RPI
DIV. I ONLY	12- 18	231	2- 10	129	119	192	192	8	8	
DIV. I NON-CONF.	7- 4	104	0- 0	287	261	165	165	8	8	
TOTALS	RPI 1-25	RPI 26-50	W-L RECORDS	RPI 51-100	RPI 101-150	RPI 150+				
12- 18	0- 0	1- 2	OVERALL	0- 5	3- 7	8- 4				
6- 6	0- 0	1- 0	HOME	0- 3	3- 2	2- 1				
4- 10	0- 0	0- 2	AWAY	0- 2	0- 4	4- 2				
2- 2	0- 0	0- 0	NEUTRAL	0- 0	0- 1	2- 1				
7- 4	0- 0	0- 1	NON-CONFERENCE	0- 1	0- 1	7- 1				
2- 1	0- 0	0- 0	HOME	0- 1	0- 0	2- 0				
3- 2	0- 0	0- 1	AWAY	0- 0	0- 1	3- 0				
2- 1	0- 0	0- 0	NEUTRAL	0- 0	0- 0	2- 1				
5- 14	0- 0	1- 1	CONFERENCE	0- 4	3- 6	1- 3				
4- 5	0- 0	1- 0	HOME	0- 2	3- 2	0- 1				
1- 8	0- 0	0- 1	AWAY	0- 2	0- 3	1- 2				
0- 1	0- 0	0- 0	NEUTRAL	0- 0	0- 1	0- 0				

RPI 1-25			RPI 26-50			RPI 51-100			RPI 101+			Team's RPI: 192			
RPI	S	Opponent	Score	RPI	S	Opponent	Score	RPI	S	Opponent	Score	RPI	S	Opponent	Score
				37	A	James Madison	59 71	55	A	Old Dominion	52 70	104	A	Drexel	43 46
				37	H	James Madison	64 56	55	H	Old Dominion	65 88	104	H	Drexel	71 65
				43	A	Iowa	54 78	84	H	Richmond	47 60	108	A	VCU	58 83
								99	A	Delaware	55 84	108	H	VCU	77 85
								99	H	Delaware	52 65	120	A	Hofstra	51 68
												120	H	Hofstra	55 48
												120	N	Hofstra	50 66
												130	A	Hampton	66 71
												135	H	Towson	60 63
												147	H	Northeastern	74 65
												172	A	Georgia St.	60 63
												181	A	UNC Wilmington	63 70
												181	H	UNC Wilmington	59 69
												183	N	High Point	58 66
												189	H	Davidson	74 63
												190	N	Southern U.	67 41
												196	N	South Ala.	46 40
												219	A	George Mason	69 55
												282	H	Radford	70 40
												321	A	Seattle	69 58
												328	A	Delaware St.	55 47
												343	A	Norfolk St.	80 52
LAST 12 Division I GAMES:															
				120	N	Hofstra	50 66	135	H	Towson	60 63				
				104	H	Drexel	71 65	37	H	James Madison	64 56				
				37	A	James Madison	59 71	172	A	Georgia St.	60 63				
				55	A	Old Dominion	52 70	99	A	Delaware	55 84				
				99	H	Delaware	52 65	181	H	UNC Wilmington	59 69				
				108	A	VCU	58 83	55	H	Old Dominion	65 88				

Non-Div I Games:

William & Mary

Loss, Non-Conf, S Site, H Home A Away N Neutral

Average RPI Win:	329	WON-LOST	WINNING	LAST 12	STRENGTH OF	OPP. STRENGTH	TEAM	ADJ.	CONF.	ADJ CONF.
Average RPI Loss:	222	RECORD	PCT. RANK	GAMES	SCHEDULE	OF SCHEDULE	RPI	RPI	RPI	RPI
DIV. I ONLY	2- 28	342	0- 12	285	340	342	342	31	31	
DIV. I NON-CONF.	1- 26	338	0- 12	251	343	341	343	30	30	
TOTALS	RPI 1-25	RPI 26-50	W-L RECORDS	RPI 51-100	RPI 101-150	RPI 150+				
2- 28	0- 0	0- 1	OVERALL	0- 3	0- 3	2- 21				
0- 12	0- 0	0- 0	HOME	0- 0	0- 2	0- 10				
0- 16	0- 0	0- 1	AWAY	0- 3	0- 1	0- 11				
2- 0	0- 0	0- 0	NEUTRAL	0- 0	0- 0	2- 0				
1- 26	0- 0	0- 1	NON-CONFERENCE	0- 3	0- 3	1- 19				
0- 11	0- 0	0- 0	HOME	0- 0	0- 2	0- 9				
0- 15	0- 0	0- 1	AWAY	0- 3	0- 1	0- 10				
1- 0	0- 0	0- 0	NEUTRAL	0- 0	0- 0	1- 0				
1- 2	0- 0	0- 0	CONFERENCE	0- 0	0- 0	1- 2				
0- 1	0- 0	0- 0	HOME	0- 0	0- 0	0- 1				
0- 1	0- 0	0- 0	AWAY	0- 0	0- 0	0- 1				
1- 0	0- 0	0- 0	NEUTRAL	0- 0	0- 0	1- 0				

[illegible]

Non-Div I Games:

Winston-Salem

Loss, Non-Conf, S Site, H Home A Away N Neutral

Winthrop

Average RPI Win: 274

Average RPI Loss: 161

WON-LOST

WINNING

LAST 12

RECORD

PCT. RANK

GAMES

Through Games Of Sunday, March 14, 2010

STRENGTH OF

OPP. STRENGTH

TEAM

ADJ.

CONF.

ADJ CONF.

SCHEDULE

OF SCHEDULE

RPI

RPI

RPI

RPI

DIV. I ONLY	10- 18	260	7- 5	213	247	256	257	17	17
DIV. I NON-CONF.	4- 9	256	1- 1	303	276	308	307	22	23
TOTALS	RPI 1-25	RPI 26-50	W-L RECORDS	RPI 51-100	RPI 101-150	RPI 150+			
10- 18	0- 0	0- 2	OVERALL	0- 4	0- 2	10- 10			
7- 3	0- 0	0- 0	HOME	0- 2	0- 0	7- 1			
2- 13	0- 0	0- 2	AWAY	0- 2	0- 1	2- 8			
1- 2	0- 0	0- 0	NEUTRAL	0- 0	0- 1	1- 1			
4- 9	0- 0	0- 2	NON-CONFERENCE	0- 0	0- 2	4- 5			
2- 1	0- 0	0- 0	HOME	0- 0	0- 0	2- 1			
1- 6	0- 0	0- 2	AWAY	0- 0	0- 1	1- 3			
1- 2	0- 0	0- 0	NEUTRAL	0- 0	0- 1	1- 1			
6- 9	0- 0	0- 0	CONFERENCE	0- 4	0- 0	6- 5			
5- 2	0- 0	0- 0	HOME	0- 2	0- 0	5- 0			
1- 7	0- 0	0- 0	AWAY	0- 2	0- 0	1- 5			
0- 0	0- 0	0- 0	NEUTRAL	0- 0	0- 0	0- 0			

RPI 1-25				RPI 26-50				RPI 51-100				RPI 101+ Team's RPI: 257			
RPI	S	Opponent	Score	RPI	S	Opponent	Score	RPI	S	Opponent	Score	RPI	S	Opponent	Score
				32	A	Georgia Tech	30 63	60	A	Gardner-Webb	39 57	108	N	VCU	51 65
				34	A	North Carolina St.	53 66	60	H	Gardner-Webb	62 85	135	A	Towson	46 56
								64	A	Liberty	38 67	183	A	High Point	65 68
								64	H	Liberty	18 52	183	A	High Point	60 69
												183	H	High Point	56 50
												187	A	Montana St.	41 60
												199	A	Coastal Caro.	57 59
												199	H	Coastal Caro.	47 39
												205	H	Mercer	49 58
												206	A	Charleston So.	62 66
												206	H	Charleston So.	58 48
												252	A	Longwood	51 62
												269	A	Campbell	66 60
												282	A	Radford	48 57
												282	H	Radford	56 52
												295	H	N.C. Central	57 39
												309	N	Chicago St.	41 45
												319	A	UNC Asheville	73 66
												319	H	UNC Asheville	44 38
												327	A	Presbyterian	43 48
												327	H	Presbyterian	57 40
												336	N	Utah Valley	72 59
LAST 12 Division I GAMES:															
				183	A	High Point	65 68	64	H	Liberty	18 52				
				206	A	Charleston So.	62 66	282	H	Radford	56 52				
				319	A	UNC Asheville	73 66	295	H	N.C. Central	57 39				
				199	H	Coastal Caro.	47 39	327	A	Presbyterian	43 48				
				183	H	High Point	56 50	206	H	Charleston So.	58 48				
				60	A	Gardner-Webb	39 57	319	H	UNC Asheville	44 38				

Non-Div I Games:

S.C. Aiken

62 53

Coker

58 47

Augusta St.

73 50

Winthrop

■ Loss,
 ■ Non-Conf,
 ■ S Site,
 ■ Home
 ■ A Away
 N Neutral

Average RPI Win: 110	WON-LOST	WINNING	LAST 12	STRENGTH OF	OPP. STRENGTH	TEAM	ADJ.	CONF.	ADJ CONF.
Average RPI Loss: 51	RECORD	PCT. RANK	GAMES	SCHEDULE	OF SCHEDULE	RPI	RPI	RPI	RPI
DIV. I ONLY	21- 10	70	6- 6	34	47	30	28	5	5
DIV. I NON-CONF.	10- 1	16	0- 0	68	152	16	15	2	2
TOTALS	RPI 1-25	RPI 26-50	W-L RECORDS	RPI 51-100	RPI 101-150	RPI 150+			
21- 10	2- 3	1- 2	OVERALL	11- 5	2- 0	5- 0			
9- 5	1- 1	0- 1	HOME	4- 3	2- 0	2- 0			
9- 4	1- 1	1- 1	AWAY	6- 2	0- 0	1- 0			
3- 1	0- 1	0- 0	NEUTRAL	1- 0	0- 0	2- 0			
10- 1	0- 0	1- 0	NON-CONFERENCE	2- 1	2- 0	5- 0			
4- 1	0- 0	0- 0	HOME	0- 1	2- 0	2- 0			
4- 0	0- 0	1- 0	AWAY	2- 0	0- 0	1- 0			
2- 0	0- 0	0- 0	NEUTRAL	0- 0	0- 0	2- 0			
11- 9	2- 3	0- 2	CONFERENCE	9- 4	0- 0	0- 0			
5- 4	1- 1	0- 1	HOME	4- 2	0- 0	0- 0			
5- 4	1- 1	0- 1	AWAY	4- 2	0- 0	0- 0			
1- 1	0- 1	0- 0	NEUTRAL	1- 0	0- 0	0- 0			

RPI 1-25				RPI 26-50				Team's RPI: 28				RPI 51-100				RPI 101+			
RPI	S	Opponent	Score	RPI	S	Opponent	Score	RPI	S	Opponent	Score	RPI	S	Opponent	Score	RPI	S	Opponent	Score
9	A	Ohio St.	55 70	34	A	North Carolina St.	53 48	54	A	Michigan	73 61	114	H	Robert Morris	62 46				
9	H	Ohio St.	78 83	43	A	Iowa	51 61	54	H	Michigan	68 48	123	H	Cleveland St.	70 68				
9	N	Ohio St.	73 82	43	H	Iowa	60 68	57	A	Marquette	56 49	184	N	Portland St.	75 51				
16	A	Michigan St.	48 45					63	A	Illinois	52 53	209	H	North Dakota	68 43				
16	H	Michigan St.	62 54					63	H	Illinois	63 51	238	N	Cal St. Fullerton	57 44				
								70	H	Green Bay	58 60	249	A	Milwaukee	64 55				
								79	A	Purdue	56 58	265	H	SIU Edwardsville	68 38				
								79	H	Purdue	64 51								
								79	N	Purdue	73 51								
								88	A	Penn St.	71 39								
								88	H	Penn St.	43 54								
								93	A	Indiana	55 47								
								93	H	Indiana	66 58								
								95	A	Minnesota	76 74								
								97	H	Northwestern	62 68								
								100	A	Oregon	58 57								
LAST 12 Division I GAMES:																			
		9 N Ohio St.	73 82			93 H Indiana	66 58												
		79 N Purdue	73 51			79 A Purdue	56 58												
		43 H Iowa	60 68			95 A Minnesota	76 74												
		88 A Penn St.	71 39			97 H Northwestern	62 68												
		54 A Michigan	73 61			93 A Indiana	55 47												
		9 H Ohio St.	78 83			88 H Penn St.	43 54												

Non-Div I Games:

Wisconsin

Average RPI Win: 286	WON-LOST	WINNING	LAST 12	STRENGTH OF	OPP. STRENGTH	TEAM	ADJ.	CONF.	ADJ CONF.
Average RPI Loss: 153	RECORD	PCT. RANK	GAMES	SCHEDULE	OF SCHEDULE	RPI	RPI	RPI	RPI
DIV. I ONLY	7- 21	303	4- 7	205	215	291	288	19	20
DIV. I NON-CONF.	1- 6	319	0- 0	149	157	293	287	19	19
TOTALS	RPI 1-25	RPI 26-50	W-L RECORDS	RPI 51-100	RPI 101-150	RPI 150+			
7- 21	0- 1	0- 0	OVERALL	0- 5	0- 8	7- 7			
5- 6	0- 0	0- 0	HOME	0- 1	0- 4	5- 1			
2- 14	0- 1	0- 0	AWAY	0- 4	0- 4	2- 5			
0- 1	0- 0	0- 0	NEUTRAL	0- 0	0- 0	0- 1			
1- 6	0- 1	0- 0	NON-CONFERENCE	0- 3	0- 0	1- 2			
1- 0	0- 0	0- 0	HOME	0- 0	0- 0	1- 0			
0- 6	0- 1	0- 0	AWAY	0- 3	0- 0	0- 2			
0- 0	0- 0	0- 0	NEUTRAL	0- 0	0- 0	0- 0			
6- 15	0- 0	0- 0	CONFERENCE	0- 2	0- 8	6- 5			
4- 6	0- 0	0- 0	HOME	0- 1	0- 4	4- 1			
2- 8	0- 0	0- 0	AWAY	0- 1	0- 4	2- 3			
0- 1	0- 0	0- 0	NEUTRAL	0- 0	0- 0	0- 1			

RPI 1-25				RPI 26-50				RPI 51-100				RPI 101+ Team's RPI: 288			
RPI	S	Opponent	Score	RPI	S	Opponent	Score	RPI	S	Opponent	Score	RPI	S	Opponent	Score
18	A	Georgetown	57 90					60	A	Gardner-Webb	55 78	126	A	Appalachian St.	62 76
								75	A	Chattanooga	71 89	126	H	Appalachian St.	54 62
								75	H	Chattanooga	72 78	129	A	Col. of Charleston	52 65
								91	A	Clemson	51 67	129	H	Col. of Charleston	51 65
								94	A	Wake Forest	55 85	143	A	Samford	58 71
												143	H	Samford	43 65
												146	A	Ga. Southern	50 68
												146	H	Ga. Southern	56 58
												181	A	UNC Wilmington	53 84
												189	A	Davidson	68 90
												189	H	Davidson	60 66
												248	A	UNC Greensboro	57 55
												248	H	UNC Greensboro	61 60
												269	A	Campbell	78 80
												272	A	Western Caro.	65 71
												272	H	Western Caro.	75 71
												292	A	Elon	61 60
												292	H	Elon	69 64
												292	N	Elon	53 67
												310	A	Furman	53 72
												310	H	Furman	53 47
												343	H	Norfolk St.	77 75
LAST 12 Division I GAMES:															
292	N	Elon	53 67	248	A	UNC Greensboro	57 55	310	H	Furman	53 47	189	H	Davidson	60 66
272	H	Western Caro.	75 71	126	A	Appalachian St.	62 76	126	H	Appalachian St.	54 62	75	H	Chattanooga	72 78
126	A	Appalachian St.	62 76	146	A	Ga. Southern	50 68	143	H	Samford	43 65				
292	H	Elon	69 64	129	H	Col. of Charleston	51 65								

Non-Div I Games: Southern Va. 89 35

Wofford

■ Loss,
 ■ Non-Conf, S Site,
 ■ Home
 ■ Away
 N Neutral

Average RPI Win:	246	WON-LOST	WINNING	LAST 12	STRENGTH OF	OPP. STRENGTH	TEAM	ADJ.	CONF.	ADJ CONF.
Average RPI Loss:	130	RECORD	PCT. RANK	GAMES	SCHEDULE	OF SCHEDULE	RPI	RPI	RPI	RPI
DIV. I ONLY	11- 19	251	5- 7	180	174	233	228	20	19	
DIV. I NON-CONF.	4- 6	210	0- 0	54	42	129	129	18	18	
TOTALS	RPI 1-25	RPI 26-50	W-L RECORDS	RPI 51-100	RPI 101-150	RPI 150+				
11- 19	0- 2	0- 2	OVERALL	0- 2	2- 7	9- 6				
8- 6	0- 1	0- 0	HOME	0- 1	2- 2	6- 2				
3- 13	0- 1	0- 2	AWAY	0- 1	0- 5	3- 4				
0- 0	0- 0	0- 0	NEUTRAL	0- 0	0- 0	0- 0				
4- 6	0- 2	0- 2	NON-CONFERENCE	0- 0	1- 1	3- 1				
3- 1	0- 1	0- 0	HOME	0- 0	1- 0	2- 0				
1- 5	0- 1	0- 2	AWAY	0- 0	0- 1	1- 1				
0- 0	0- 0	0- 0	NEUTRAL	0- 0	0- 0	0- 0				
7- 13	0- 0	0- 0	CONFERENCE	0- 2	1- 6	6- 5				
5- 5	0- 0	0- 0	HOME	0- 1	1- 2	4- 2				
2- 8	0- 0	0- 0	AWAY	0- 1	0- 4	2- 3				
0- 0	0- 0	0- 0	NEUTRAL	0- 0	0- 0	0- 0				

RPI 1-25					RPI 26-50					RPI 51-100					RPI 101+					Team's RPI: 228	
RPI	S	Opponent	Score		RPI	S	Opponent	Score		RPI	S	Opponent	Score		RPI	S	Opponent	Score			
9	A	Ohio St.	47	84	40	A	Dayton	58	79	70	A	Green Bay	41	68	101	A	Butler	57	70		
21	H	Vanderbilt	46	63	48	A	Boston College	56	62	70	H	Green Bay	50	74	101	A	Butler	61	77		
															101	H	Butler	48	51		
															114	H	Robert Morris	58	54		
															123	A	Cleveland St.	52	63		
															123	H	Cleveland St.	60	58		
															128	A	Cincinnati	45	51		
															131	A	Detroit	47	68		
															131	H	Detroit	54	58		
															155	H	Akron	63	49		
															208	A	Ill.-Chicago	62	67		
															208	H	Ill.-Chicago	47	57		
															227	A	Loyola (IL)	68	77		
															227	H	Loyola (IL)	56	63		
															235	A	IPFW	67	83		
															241	A	Miami (OH)	75	68		
															249	A	Milwaukee	67	50		
															249	H	Milwaukee	64	46		
															264	H	Eastern Ky.	65	44		
															286	A	Valparaiso	52	59		
															286	H	Valparaiso	54	51		
															341	A	Youngstown St.	57	38		
															341	H	Youngstown St.	65	31		
															341	H	Youngstown St.	61	43		
LAST 12 Division I GAMES:																					
					101	A	Butler	57	70						286	H	Valparaiso	54	51		
					341	H	Youngstown St.	61	43						227	A	Loyola (IL)	68	77		
					131	H	Detroit	54	58						208	A	Ill.-Chicago	62	67		
					123	A	Cleveland St.	52	63						70	H	Green Bay	50	74		
					341	A	Youngstown St.	57	38						249	H	Milwaukee	64	46		
					101	H	Butler	48	51						341	H	Youngstown St.	65	31		

Non-Div I Games:

Wright St.

■ Loss,
■ Non-Conf, S Site,
■ Home
■ Away
N Neutral

Wyoming

Average RPI Win: 179

Average RPI Loss: 95

WON-LOST

RECORD

WINNING

PCT. RANK

LAST 12

GAMES

Through Games Of Sunday, March 14, 2010

STRENGTH OF

SCHEDULE

OPP. STRENGTH

OF SCHEDULE

TEAM

RPI

ADJ.

RPI

CONF.

RPI

ADJ CONF.

RPI

DIV. I ONLY

17- 11

99

7- 5

122

97

110

113

7

7

DIV. I NON-CONF.

7- 3

77

0- 0

222

244

115

121

7

7

TOTALS

RPI 1-25

RPI 26-50

W-L RECORDS

RPI 51-100

RPI 101-150

RPI 150+

17- 11

0- 0

1- 1

OVERALL

2- 6

3- 3

11- 1

10- 2

0- 0

1- 0

HOME

2- 2

2- 0

5- 0

7- 8

0- 0

0- 1

AWAY

0- 3

1- 3

6- 1

0- 1

0- 0

0- 0

NEUTRAL

0- 1

0- 0

0- 0

7- 3

0- 0

0- 0

NON-CONFERENCE

0- 1

0- 1

7- 1

3- 1

0- 0

0- 0

HOME

0- 1

0- 0

3- 0

4- 2

0- 0

0- 0

AWAY

0- 0

0- 1

4- 1

0- 0

0- 0

0- 0

NEUTRAL

0- 0

0- 0

0- 0

10- 8

0- 0

1- 1

CONFERENCE

2- 5

3- 2

4- 0

7- 1

0- 0

1- 0

HOME

2- 1

2- 0

2- 0

3- 6

0- 0

0- 1

AWAY

0- 3

1- 2

2- 0

0- 1

0- 0

0- 0

NEUTRAL

0- 1

0- 0

0- 0

RPI 1-25

RPI 26-50

RPI 51-100

RPI 101+

Team's RPI: 113

RPI S Opponent Score

RPI S Opponent

Score

RPI S Opponent

Score

RPI S Opponent

Score

42 A TCU 59 78

52 A San Diego St. 50 65

106 A BYU 48 51

42 H TCU 73 67

52 H San Diego St. 63 51

106 H BYU 69 54

52 N San Diego St. 51 60

149 A UNLV 56 62

71 A Utah 47 54

149 A UNLV 60 55

71 H Utah 48 52

149 H UNLV 78 73

74 A New Mexico 61 74

150 A Boise St. 67 73

74 H New Mexico 78 55

171 A Idaho 61 55

100 H Oregon 66 78

174 A Denver 65 62

178 A Colorado St. 64 61

178 H Colorado St. 69 52

179 A Washington St. 50 63

186 H Idaho St. 76 40

202 H Montana 68 38

209 A North Dakota 85 59

218 A North Dakota St. 68 60

316 A Air Force 87 60

316 H Air Force 98 37

317 H Weber St. 78 40

LAST 12 Division I GAMES:

52 N San Diego St. 51 60 74 H New Mexico 78 55

149 A UNLV 60 55 42 A TCU 59 78

149 H UNLV 78 73 52 H San Diego St. 63 51

316 A Air Force 87 60 178 H Colorado St. 69 52

71 H Utah 48 52 149 A UNLV 56 62

106 A BYU 48 51 316 H Air Force 98 37

W
Y
O
M
I
N
GW
Y
O
M
I
N
G

Non-Div I Games: Dakota St. 102 54 Black Hills St. 68 45

Wyoming

Loss, Non-Conf, S Site, H Home A Away N Neutral

Average RPI Win:	124	WON-LOST	WINNING	LAST 12	STRENGTH OF	OPP. STRENGTH	TEAM	ADJ.	CONF.	ADJ CONF.
Average RPI Loss:	33	RECORD	PCT. RANK	GAMES	SCHEDULE	OF SCHEDULE	RPI	RPI	RPI	RPI
DIV. I ONLY	27- 3	7	12- 0	60	65	11	11	10	10	
DIV. I NON-CONF.	10- 3	51	0- 0	80	3	29	26	10	10	
TOTALS	RPI 1-25	RPI 26-50	W-L RECORDS	RPI 51-100	RPI 101-150	RPI 150+				
27- 3	1- 1	7- 1	OVERALL	5- 1	6- 0	8- 0				
13- 2	1- 0	3- 1	HOME	2- 1	3- 0	4- 0				
9- 1	0- 1	2- 0	AWAY	1- 0	2- 0	4- 0				
5- 0	0- 0	2- 0	NEUTRAL	2- 0	1- 0	0- 0				
10- 3	1- 1	3- 1	NON-CONFERENCE	2- 1	2- 0	2- 0				
6- 2	1- 0	1- 1	HOME	1- 1	1- 0	2- 0				
2- 1	0- 1	1- 0	AWAY	0- 0	1- 0	0- 0				
2- 0	0- 0	1- 0	NEUTRAL	1- 0	0- 0	0- 0				
17- 0	0- 0	4- 0	CONFERENCE	3- 0	4- 0	6- 0				
7- 0	0- 0	2- 0	HOME	1- 0	2- 0	2- 0				
7- 0	0- 0	1- 0	AWAY	1- 0	1- 0	4- 0				
3- 0	0- 0	1- 0	NEUTRAL	1- 0	1- 0	0- 0				

RPI	S	Opponent	Score	RPI	S	Opponent	Score	RPI	S	Opponent	Score	RPI	S	Opponent	Score
16	A	Michigan St.	53 66	29	H	LSU	47 56	54	H	Michigan	71 72	110	A	Missouri	68 60
23	H	Middle Tenn.	80 63	33	H	Temple	82 69	66	H	Arizona St.	59 46	112	A	Duquesne	74 55
				33	N	Temple	57 55	72	A	St. Bonaventure	62 53	119	H	Charlotte	81 61
				36	A	Southern California	81 71	84	H	Richmond	67 55	119	N	Charlotte	51 49
				40	A	Dayton	80 79	84	N	Richmond	61 52	122	H	St. Joseph's	63 56
				40	H	Dayton	74 49	95	N	Minnesota	71 56	128	H	Cincinnati	69 38
				44	N	Kansas	76 71					176	H	Austin Peay	87 41
				45	H	Mississippi St.	81 60					207	H	Massachusetts	75 41
												220	H	St. Louis	92 50
												243	A	Rhode Island	88 60
												244	A	George Washington	72 56
												247	A	La Salle	73 47
												294	A	Fordham	74 59
												313	H	Mississippi Val.	92 52
LAST 12 Division I GAMES:															
				33	N	Temple	57 55	40	A	Dayton	80 79				
				119	N	Charlotte	51 49	112	A	Duquesne	74 55				
				84	N	Richmond	61 52	122	H	St. Joseph's	63 56				
				294	A	Fordham	74 59	84	H	Richmond	67 55				
				119	H	Charlotte	81 61	244	A	George Washington	72 56				
				207	H	Massachusetts	75 41	40	H	Dayton	74 49				

Non-Div I Games:

Xavier

■ Loss,
 ■ Non-Conf, S Site,
 ■ Home
 ■ Away
 N Neutral

Average RPI Win:	262	WON-LOST	WINNING	LAST 12	STRENGTH OF	OPP. STRENGTH	TEAM	ADJ.	CONF.	ADJ CONF.
Average RPI Loss:	132	RECORD	PCT. RANK	GAMES	SCHEDULE	OF SCHEDULE	RPI	RPI	RPI	RPI
DIV. I ONLY	13- 15	193	7- 5	203	217	206	203	18	18	
DIV. I NON-CONF.	5- 9	235	0- 0	196	257	238	234	17	17	
TOTALS	RPI 1-25	RPI 26-50	W-L RECORDS	RPI 51-100	RPI 101-150	RPI 150+				
13- 15	0- 0	0- 0	OVERALL	0- 5	2- 5	11- 5				
8- 4	0- 0	0- 0	HOME	0- 2	2- 1	6- 1				
5- 9	0- 0	0- 0	AWAY	0- 2	0- 3	5- 4				
0- 2	0- 0	0- 0	NEUTRAL	0- 1	0- 1	0- 0				
5- 9	0- 0	0- 0	NON-CONFERENCE	0- 3	1- 2	4- 4				
3- 2	0- 0	0- 0	HOME	0- 1	1- 0	2- 1				
2- 5	0- 0	0- 0	AWAY	0- 1	0- 1	2- 3				
0- 2	0- 0	0- 0	NEUTRAL	0- 1	0- 1	0- 0				
8- 6	0- 0	0- 0	CONFERENCE	0- 2	1- 3	7- 1				
5- 2	0- 0	0- 0	HOME	0- 1	1- 1	4- 0				
3- 4	0- 0	0- 0	AWAY	0- 1	0- 2	3- 1				
0- 0	0- 0	0- 0	NEUTRAL	0- 0	0- 0	0- 0				

RPI S	Opponent	Score	RPI S	Opponent	Score	RPI S	Opponent	Score	RPI S	Opponent	Score	Team's RPI: 203
						51	A Princeton	48 69	111	A Columbia	47 64	
						51	H Princeton	44 65	111	H Columbia	81 74	
						61	N Toledo	61 78	118	A Harvard	65 88	
						66	H Arizona St.	46 82	118	H Harvard	60 68	
						89	A Kansas St.	59 78	121	A Colorado	71 78	
									132	H Boston U.	61 57	
									138	N N.C. A&T	79 80	
									151	H UC Davis	55 60	
									158	A Sacred Heart	67 76	
									210	A Dartmouth	70 66	
									210	H Dartmouth	58 42	
									240	A Quinnipiac	59 75	
									245	A Bryant	62 69	
									262	H Holy Cross	66 60	
									267	A Brown	56 60	
									267	H Brown	67 43	
									302	H Army	55 42	
									307	A Cornell	74 60	
									307	H Cornell	74 50	
									318	A NJIT	68 58	
									320	A Bucknell	54 50	
									329	A Penn	58 51	
									329	H Penn	70 38	
LAST 12 Division I GAMES:												
307	A Cornell	74 60	210	A Dartmouth	70 66							
111	A Columbia	47 64	118	A Harvard	65 88							
118	H Harvard	60 68	111	H Columbia	81 74							
210	H Dartmouth	58 42	307	H Cornell	74 50							
329	H Penn	70 38	51	A Princeton	48 69							
51	H Princeton	44 65	329	A Penn	58 51							

Non-Div I Games:

Yale

■ Loss,
 ■ Non-Conf, S Site,
 ■ Home
 ■ Away
 N Neutral

Average RPI Win:	0	WON-LOST	WINNING	LAST 12	STRENGTH OF	OPP. STRENGTH	TEAM	ADJ.	CONF.	ADJ CONF.
Average RPI Loss:	189	RECORD	PCT. RANK	GAMES	SCHEDULE	OF SCHEDULE	RPI	RPI	RPI	RPI
DIV. I ONLY	0- 30	345	0- 12	234	234	341	341	20	19	
DIV. I NON-CONF.	0- 11	339	0- 0	234	297	338	339	18	18	
TOTALS	RPI 1-25	RPI 26-50	W-L RECORDS	RPI 51-100	RPI 101-150	RPI 150+				
0- 30	0- 0	0- 1	OVERALL	0- 3	0- 7	0- 19				
0- 13	0- 0	0- 1	HOME	0- 2	0- 4	0- 6				
0- 14	0- 0	0- 0	AWAY	0- 1	0- 3	0- 10				
0- 3	0- 0	0- 0	NEUTRAL	0- 0	0- 0	0- 3				
0- 11	0- 0	0- 1	NON-CONFERENCE	0- 1	0- 1	0- 8				
0- 4	0- 0	0- 1	HOME	0- 1	0- 1	0- 1				
0- 4	0- 0	0- 0	AWAY	0- 0	0- 0	0- 4				
0- 3	0- 0	0- 0	NEUTRAL	0- 0	0- 0	0- 3				
0- 19	0- 0	0- 0	CONFERENCE	0- 2	0- 6	0- 11				
0- 9	0- 0	0- 0	HOME	0- 1	0- 3	0- 5				
0- 10	0- 0	0- 0	AWAY	0- 1	0- 3	0- 6				
0- 0	0- 0	0- 0	NEUTRAL	0- 0	0- 0	0- 0				

RPI 1-25				RPI 26-50				RPI 51-100				RPI 101+				Team's RPI: 341
RPI	S	Opponent	Score	RPI	S	Opponent	Score	RPI	S	Opponent	Score	RPI	S	Opponent	Score	
				47	H	Bowling Green	45 73	70	A	Green Bay	45 84	101	A	Butler	36 82	
								70	H	Green Bay	60 76	101	H	Butler	48 74	
								96	H	Pittsburgh	37 89	123	A	Cleveland St.	43 57	
												123	H	Cleveland St.	38 68	
												131	A	Detroit	44 80	
												131	H	Detroit	62 80	
												133	H	Kent St.	55 70	
												152	A	St. Francis (PA)	58 94	
												155	A	Akron	63 75	
												183	N	High Point	50 73	
												208	A	Ill.-Chicago	59 78	
												208	H	Ill.-Chicago	53 72	
												227	A	Loyola (IL)	49 75	
												227	H	Loyola (IL)	59 63	
												228	A	Wright St.	43 61	
												228	A	Wright St.	31 65	
												228	H	Wright St.	38 57	
												249	A	Milwaukee	39 73	
												249	H	Milwaukee	59 68	
												258	H	Canisius	52 74	
												278	N	La.-Monroe	67 76	
												283	A	Buffalo	38 92	
												286	A	Valparaiso	28 80	
												286	H	Valparaiso	41 66	
												292	A	Elon	66 86	
												317	N	Weber St.	51 70	
LAST 12 Division I GAMES:																
				228	A	Wright St.	43 61	286	A	Valparaiso	28 80					
				249	A	Milwaukee	39 73	101	A	Butler	36 82					
				70	A	Green Bay	45 84	208	H	Ill.-Chicago	53 72					
				131	H	Detroit	62 80	227	H	Loyola (IL)	59 63					
				228	H	Wright St.	38 57	228	A	Wright St.	31 65					
				123	H	Cleveland St.	38 68	131	A	Detroit	44 80					

Non-Div I Games:

Youngstown St.