

Average RPI Win:	317	WON-LOST	WINNING	LAST 10	STRENGTH OF	OPP. STRENGTH	TEAM	ADJ.	CONF.	ADJ CONF.
Average RPI Loss:	226	RECORD	PCT. RANK	GAMES	SCHEDULE	OF SCHEDULE	RPI	RPI	RPI	RPI
DIV. I ONLY	2- 26	336	0- 10	315	336	343	343	29	29	
DIV. I NON-CONF.	2- 10	313	0- 0	247	332	322	323	32	32	
TOTALS	RPI 1-25	RPI 26-50	W-L RECORDS	RPI 51-100	RPI 101-150	RPI 150+				
2- 26	0- 0	0- 1	OVERALL	0- 2	0- 2	2- 21				
1- 10	0- 0	0- 0	HOME	0- 1	0- 1	1- 8				
0- 12	0- 0	0- 1	AWAY	0- 1	0- 0	0- 10				
1- 4	0- 0	0- 0	NEUTRAL	0- 0	0- 1	1- 3				
2- 10	0- 0	0- 1	NON-CONFERENCE	0- 1	0- 1	2- 7				
1- 2	0- 0	0- 0	HOME	0- 0	0- 0	1- 2				
0- 4	0- 0	0- 1	AWAY	0- 1	0- 0	0- 2				
1- 4	0- 0	0- 0	NEUTRAL	0- 0	0- 1	1- 3				
0- 16	0- 0	0- 0	CONFERENCE	0- 1	0- 1	0- 14				
0- 8	0- 0	0- 0	HOME	0- 1	0- 1	0- 6				
0- 8	0- 0	0- 0	AWAY	0- 0	0- 0	0- 8				
0- 0	0- 0	0- 0	NEUTRAL	0- 0	0- 0	0- 0				

RPI S	Opponent	Score	RPI S	Opponent	Score	RPI S	Opponent	Score	RPI S	Opponent	Score	Team's RPI: 343
26	A Houston	62 72	71	A Kansas	44 85	112	H McNeese St.	51 76				
			84	H Lamar	64 75	146	N Robert Morris	47 73				
						179	H Arkansas St.	59 69				
						181	A Colorado St.	57 90				
						188	H Central Ark.	66 85				
						190	H Southern U.	51 73				
						198	A UTSA	44 69				
						198	H UTSA	62 93				
						224	A Northwestern St.	59 78				
						233	N North Dakota	66 77				
						253	A Sam Houston St.	67 83				
						253	H Sam Houston St.	70 76				
						272	N Boise St.	66 77				
						273	A Southeastern La.	73 80				
						290	A Texas-Arlington	73 77				
						290	H Texas-Arlington	63 66				
						296	A Stephen F. Austin	78 89				
						296	H Stephen F. Austin	64 90				
						301	A Nicholls St.	74 77				
						314	N Utah Valley	63 48				
						319	A Tex.-Pan American	57 70				
						319	H Tex.-Pan American	84 70				
						333	N Alabama St.	55 61				
						336	A Texas St.	77 81				
						336	H Texas St.	76 78				
LAST 12 Division I GAMES:												
188	H Central Ark.	66 85	253	H Sam Houston St.	70 76							
290	A Texas-Arlington	73 77	224	A Northwestern St.	59 78							
296	A Stephen F. Austin	78 89	301	A Nicholls St.	74 77							
198	H UTSA	62 93	296	H Stephen F. Austin	64 90							
84	H Lamar	64 75	336	H Texas St.	76 78							
336	A Texas St.	77 81	253	A Sam Houston St.	67 83							

Non-Div I Games: St. Edward's 54 63

A&amp;M-Corpus Christi

Loss, Non-Conf, S Site, H Home A Away N Neutral

# Air Force

Through Games Of Sunday, March 13, 2011

Average RPI Win: <b>239</b>	WON-LOST	WINNING	LAST 10	STRENGTH OF	OPP. STRENGTH	TEAM	ADJ.	CONF.	ADJ CONF.
Average RPI Loss: <b>146</b>	RECORD	PCT. RANK	GAMES	SCHEDULE	OF SCHEDULE	RPI	RPI	RPI	RPI
DIV. I ONLY	8- 22	291	2- 8	193	179	277	275	11	10
DIV. I NON-CONF.	4- 8	234	0- 0	259	340	285	285	10	10
TOTALS	RPI 1-25	RPI 26-50	W-L RECORDS	RPI 51-100	RPI 101-150	RPI 150+			
8- 22	0- 0	0- 0	OVERALL	1- 5	0- 7	7- 10			
7- 8	0- 0	0- 0	HOME	1- 2	0- 3	6- 3			
0- 13	0- 0	0- 0	AWAY	0- 3	0- 3	0- 7			
1- 1	0- 0	0- 0	NEUTRAL	0- 0	0- 1	1- 0			
4- 8	0- 0	0- 0	NON-CONFERENCE	0- 0	0- 4	4- 4			
4- 3	0- 0	0- 0	HOME	0- 0	0- 2	4- 1			
0- 5	0- 0	0- 0	AWAY	0- 0	0- 2	0- 3			
0- 0	0- 0	0- 0	NEUTRAL	0- 0	0- 0	0- 0			
4- 14	0- 0	0- 0	CONFERENCE	1- 5	0- 3	3- 6			
3- 5	0- 0	0- 0	HOME	1- 2	0- 1	2- 2			
0- 8	0- 0	0- 0	AWAY	0- 3	0- 1	0- 4			
1- 1	0- 0	0- 0	NEUTRAL	0- 0	0- 1	1- 0			

RPI 1-25			RPI 26-50			RPI 51-100				RPI 101+		Team's RPI: 275
RPI	S	Opponent	Score	RPI	S	Opponent	Score	RPI	S	Opponent	Score	
								61	A	BYU	51 78	123 A Utah 40 77
								61	H	BYU	60 88	123 H Utah 40 55
								66	A	TCU	51 88	123 N Utah 55 70
								66	H	TCU	60 55	125 H UT Martin 87 91
								78	A	Wyoming	54 96	127 A Denver 62 73
								78	H	Wyoming	57 81	130 A Drake 61 77
												140 H Navy 62 63
												151 A San Diego St. 50 68
												151 H San Diego St. 61 58
												156 A New Mexico 59 64
												156 H New Mexico 70 73
												181 A Colorado St. 49 70
												181 H Colorado St. 58 64
												181 N Colorado St. 66 63
												193 A Portland 51 62
												203 A Idaho St. 58 68
												214 A Northern Colo. 56 79
												239 A UNLV 52 63
												239 H UNLV 91 87
												281 H Lipscomb 64 50
												292 H Bryant 74 79
												317 H Colgate 80 75
												336 H Texas St. 61 41
												340 H Texas Southern 75 60
LAST 12 Division I GAMES:												

Non-Div I Games: Colo. Christian 68 58

Air Force

Loss, Non-Conf, S Site, H Home A Away N Neutral

Average RPI Win: <b>234</b>	WON-LOST	WINNING	LAST 10	STRENGTH OF	OPP. STRENGTH	TEAM	ADJ.	CONF.	ADJ CONF.
Average RPI Loss: <b>110</b>	RECORD	PCT. RANK	GAMES	SCHEDULE	OF SCHEDULE	RPI	RPI	RPI	RPI
DIV. I ONLY	<b>13- 16</b>	<b>196</b>	<b>5- 5</b>	<b>147</b>	<b>167</b>	<b>181</b>	<b>180</b>	<b>12</b>	<b>12</b>
DIV. I NON-CONF.	<b>6- 5</b>	<b>139</b>	<b>0- 0</b>	<b>216</b>	<b>285</b>	<b>178</b>	<b>174</b>	<b>12</b>	<b>12</b>
TOTALS	RPI 1-25	RPI 26-50	W-L RECORDS	RPI 51-100	RPI 101-150	RPI 150+			
13- 16	0- 0	0- 3	OVERALL	0- 5	1- 2	12- 6			
6- 8	0- 0	0- 1	HOME	0- 3	1- 1	5- 3			
6- 7	0- 0	0- 2	AWAY	0- 1	0- 1	6- 3			
1- 1	0- 0	0- 0	NEUTRAL	0- 1	0- 0	1- 0			
6- 5	0- 0	0- 1	NON-CONFERENCE	0- 1	1- 0	5- 3			
3- 2	0- 0	0- 0	HOME	0- 1	1- 0	2- 1			
2- 3	0- 0	0- 1	AWAY	0- 0	0- 0	2- 2			
1- 0	0- 0	0- 0	NEUTRAL	0- 0	0- 0	1- 0			
7- 11	0- 0	0- 2	CONFERENCE	0- 4	0- 2	7- 3			
3- 6	0- 0	0- 1	HOME	0- 2	0- 1	3- 2			
4- 4	0- 0	0- 1	AWAY	0- 1	0- 1	4- 1			
0- 1	0- 0	0- 0	NEUTRAL	0- 1	0- 0	0- 0			

RPI S	Opponent	Score	RPI S	Opponent	Score	RPI S	Opponent	Score	RPI S	Opponent	Score	Team's RPI: 180
37	A Temple	60 <b>81</b>	52	H Duquesne	58 <b>69</b>	106	A Kent St.	55 <b>72</b>				
41	A Bowling Green	72 <b>90</b>	60	H Toledo	49 <b>58</b>	106	H Kent St.	53 <b>56</b>				
41	H Bowling Green	45 <b>47</b>	60	N Toledo	65 <b>73</b>	146	H Robert Morris	88 60				
			87	A Central Mich.	62 <b>74</b>	153	H Cleveland St.	73 64				
			94	H Eastern Mich.	51 <b>56</b>	160	H Wright St.	64 <b>71</b>				
						161	A IPFW	54 <b>69</b>				
						168	A Buffalo	71 67				
						168	H Buffalo	45 <b>61</b>				
						174	A Northern Ill.	72 43				
						178	A SMU	67 <b>75</b>				
						208	A Miami (OH)	64 <b>77</b>				
						208	H Miami (OH)	63 <b>68</b>				
						218	A Ohio	59 57				
						218	H Ohio	54 45				
						244	H Ball St.	78 65				
						245	N Ga. Southern	94 81				
						256	A Western Mich.	77 66				
						256	H Western Mich.	76 65				
						288	A Youngstown St.	70 56				
						337	A IUPUI	70 49				
						338	H Niagara	77 58				
LAST 12 Division I GAMES:												
60	N Toledo	65 <b>73</b>	168	A Buffalo	71 67							
256	H Western Mich.	76 65	244	H Ball St.	78 65							
106	H Kent St.	53 <b>56</b>	174	A Northern Ill.	72 43							
208	A Miami (OH)	64 <b>77</b>	60	H Toledo	49 <b>58</b>							
41	H Bowling Green	45 <b>47</b>	87	A Central Mich.	62 <b>74</b>							
218	A Ohio	59 57	256	A Western Mich.	77 66							

Non-Div I Games: Ursuline 102 45

Akron

■ Loss, 
 ■ Non-Conf, 
 ■ S Site, 
 ■ H Home 
 ■ A Away 
 N Neutral

## Alabama

Through Games Of Sunday, March 13, 2011

Average RPI Win:	182	WON-LOST	WINNING	LAST 10	STRENGTH OF	OPP. STRENGTH	TEAM	ADJ.	CONF.	ADJ CONF.
Average RPI Loss:	48	RECORD	PCT. RANK	GAMES	SCHEDULE	OF SCHEDULE	RPI	RPI	RPI	RPI
DIV. I ONLY	16- 14	150	5- 5	99	67	105	105	4	4	
DIV. I NON-CONF.	11- 2	26	0- 0	241	246	80	82	4	4	
TOTALS	RPI 1-25	RPI 26-50	W-L RECORDS	RPI 51-100	RPI 101-150	RPI 150+				
16- 14	0- 3	1- 6	OVERALL	3- 4	4- 1	8- 0				
10- 6	0- 1	1- 2	HOME	1- 2	2- 1	6- 0				
5- 6	0- 1	0- 3	AWAY	2- 2	1- 0	2- 0				
1- 2	0- 1	0- 1	NEUTRAL	0- 0	1- 0	0- 0				
11- 2	0- 1	0- 0	NON-CONFERENCE	1- 1	2- 0	8- 0				
8- 0	0- 0	0- 0	HOME	1- 0	1- 0	6- 0				
2- 1	0- 0	0- 0	AWAY	0- 1	0- 0	2- 0				
1- 1	0- 1	0- 0	NEUTRAL	0- 0	1- 0	0- 0				
5- 12	0- 2	1- 6	CONFERENCE	2- 3	2- 1	0- 0				
2- 6	0- 1	1- 2	HOME	0- 2	1- 1	0- 0				
3- 5	0- 1	0- 3	AWAY	2- 1	1- 0	0- 0				
0- 1	0- 0	0- 1	NEUTRAL	0- 0	0- 0	0- 0				

RPI 1-25			RPI 26-50			RPI 51-100			RPI 101+			Team's RPI: 105
RPI	S	Opponent	Score	RPI	S	Opponent	Score	RPI	S	Opponent	Score	
2	A	Tennessee	45 110	30	H	Vanderbilt	66 82	55	A	South Carolina	48 59	112 H McNeese St. 69 53
13	H	Kentucky	69 82	35	A	Georgia	54 81	64	A	Arkansas	92 79	117 N Providence 82 80
15	N	Florida St.	61 68	35	H	Georgia	51 60	64	H	Arkansas	53 57	124 A Mississippi St. 66 61
				43	A	Florida	64 70	71	A	Kansas	57 79	124 H Mississippi St. 55 68
				43	H	Florida	64 59	92	A	Auburn	59 51	143 H Mississippi 61 52
				49	A	LSU	43 72	92	H	Auburn	55 66	182 A Southern Miss. 88 78
				49	N	LSU	36 60	99	H	North Carolina St.	95 84	188 H Central Ark. 87 76
												245 A Ga. Southern 65 55
												249 H Belmont 64 46
												269 H Alabama A&M 67 62
												313 H Tennessee St. 82 55
												333 H Alabama St. 80 31
												339 H Ark.-Pine Bluff 90 56
LAST 12 Division I GAMES:												
				49	N	LSU	36 60	35	A	Georgia	54 81	
				64	A	Arkansas	92 79	124	A	Mississippi St.	66 61	
				124	H	Mississippi St.	55 68	13	H	Kentucky	69 82	
				143	H	Mississippi	61 52	43	A	Florida	64 70	
				92	A	Auburn	59 51	55	A	South Carolina	48 59	
				43	H	Florida	64 59	35	H	Georgia	51 60	

Non-Div I Games:

Alabama

■ Loss, 
■ Non-Conf, S Site, 
■ Home 
■ Away 
N Neutral

Average RPI Win:	293	WON-LOST	WINNING	LAST 10	STRENGTH OF	OPP. STRENGTH	TEAM	ADJ.	CONF.	ADJ CONF.
Average RPI Loss:	187	RECORD	PCT. RANK	GAMES	SCHEDULE	OF SCHEDULE	RPI	RPI	RPI	RPI
DIV. I ONLY	13- 14	180	5- 5	335	327	272	269	33	33	
DIV. I NON-CONF.	2- 6	278	0- 0	244	60	281	271	33	33	
TOTALS	RPI 1-25	RPI 26-50	W-L RECORDS	RPI 51-100	RPI 101-150	RPI 150+				
13- 14	0- 1	0- 0	OVERALL	0- 1	2- 3	11- 9				
7- 3	0- 0	0- 0	HOME	0- 0	2- 0	5- 3				
5- 10	0- 1	0- 0	AWAY	0- 1	0- 3	5- 5				
1- 1	0- 0	0- 0	NEUTRAL	0- 0	0- 0	1- 1				
2- 6	0- 1	0- 0	NON-CONFERENCE	0- 1	1- 2	1- 2				
1- 0	0- 0	0- 0	HOME	0- 0	1- 0	0- 0				
0- 6	0- 1	0- 0	AWAY	0- 1	0- 2	0- 2				
1- 0	0- 0	0- 0	NEUTRAL	0- 0	0- 0	1- 0				
11- 8	0- 0	0- 0	CONFERENCE	0- 0	1- 1	10- 7				
6- 3	0- 0	0- 0	HOME	0- 0	1- 0	5- 3				
5- 4	0- 0	0- 0	AWAY	0- 0	0- 1	5- 3				
0- 1	0- 0	0- 0	NEUTRAL	0- 0	0- 0	0- 1				

RPI 1-25				RPI 26-50				RPI 51-100				RPI 101+ Team's RPI: 269			
RPI	S	Opponent	Score	RPI	S	Opponent	Score	RPI	S	Opponent	Score	RPI	S	Opponent	Score
13	A	Kentucky	58 84					92	A	Auburn	45 84	103	A	Tennessee Tech	67 82
												105	A	Alabama	62 67
												120	H	Minnesota	75 68
												150	A	Prairie View	49 68
												150	H	Prairie View	61 50
												190	A	Southern U.	57 65
												190	H	Southern U.	62 67
												205	A	Georgia St.	50 57
												251	A	Alcorn St.	63 64
												251	H	Alcorn St.	43 61
												259	A	Grambling	56 67
												259	H	Grambling	61 55
												264	A	Mississippi Val.	60 49
												264	H	Mississippi Val.	75 76
												264	N	Mississippi Val.	51 52
												281	A	Lipscomb	70 77
												327	A	Jackson St.	52 42
												327	H	Jackson St.	66 62
												332	N	Mercer	63 59
												333	A	Alabama St.	60 47
												333	H	Alabama St.	55 50
												339	A	Ark.-Pine Bluff	63 59
												339	H	Ark.-Pine Bluff	65 50
												340	A	Texas Southern	52 50
												340	H	Texas Southern	50 46
LAST 12 Division I GAMES:															
264	N	Mississippi Val.	51 52	251	A	Alcorn St.	63 64	333	A	Alabama St.	60 47	339	A	Ark.-Pine Bluff	63 59
327	A	Jackson St.	52 42	339	A	Alabama St.	60 47	339	H	Ark.-Pine Bluff	65 50	340	A	Texas Southern	52 50
259	A	Grambling	56 67	339	H	Ark.-Pine Bluff	65 50	264	H	Mississippi Val.	75 76	340	H	Texas Southern	50 46
150	H	Prairie View	61 50	264	H	Mississippi Val.	75 76	150	A	Prairie View	49 68				
340	H	Texas Southern	50 46	150	A	Prairie View	49 68	340	A	Texas Southern	52 50				
190	A	Southern U.	57 65	340	A	Texas Southern	52 50								

Non-Div I Games: LeMoyne-Owen 79 47 Stillman 66 54

Alabama A&amp;M

Loss, Non-Conf, S Site, H Home A Away N Neutral

Average RPI Win:	325	WON-LOST	WINNING	LAST 10	STRENGTH OF	OPP. STRENGTH	TEAM	ADJ.	CONF.	ADJ CONF.
Average RPI Loss:	210	RECORD	PCT. RANK	GAMES	SCHEDULE	OF SCHEDULE	RPI	RPI	RPI	RPI
DIV. I ONLY	6- 22	316	4- 6	322	343	331	333	33	33	
DIV. I NON-CONF.	1- 8	320	0- 0	207	276	315	315	33	33	
TOTALS	RPI 1-25	RPI 26-50	W-L RECORDS	RPI 51-100	RPI 101-150	RPI 150+				
6- 22	0- 1	0- 1	OVERALL	0- 1	0- 3	6- 16				
3- 7	0- 0	0- 0	HOME	0- 0	0- 1	3- 6				
2- 13	0- 1	0- 1	AWAY	0- 1	0- 2	2- 8				
1- 2	0- 0	0- 0	NEUTRAL	0- 0	0- 0	1- 2				
1- 8	0- 1	0- 1	NON-CONFERENCE	0- 1	0- 1	1- 4				
0- 1	0- 0	0- 0	HOME	0- 0	0- 0	0- 1				
0- 6	0- 1	0- 1	AWAY	0- 1	0- 1	0- 2				
1- 1	0- 0	0- 0	NEUTRAL	0- 0	0- 0	1- 1				
5- 14	0- 0	0- 0	CONFERENCE	0- 0	0- 2	5- 12				
3- 6	0- 0	0- 0	HOME	0- 0	0- 1	3- 5				
2- 7	0- 0	0- 0	AWAY	0- 0	0- 1	2- 6				
0- 1	0- 0	0- 0	NEUTRAL	0- 0	0- 0	0- 1				

RPI 1-25				RPI 26-50				RPI 51-100				RPI 101+ Team's RPI: 333			
RPI	S	Opponent	Score	RPI	S	Opponent	Score	RPI	S	Opponent	Score	RPI	S	Opponent	Score
15	A	Florida St.	39 89	43	A	Florida	38 95	80	A	Samford	55 71	105	A	Alabama	31 80
												150	A	Prairie View	36 59
												150	H	Prairie View	43 50
												177	N	UAB	58 65
												190	A	Southern U.	50 73
												190	H	Southern U.	41 50
												190	N	Southern U.	39 58
												251	A	Alcorn St.	67 72
												251	H	Alcorn St.	69 75
												259	A	Grambling	58 64
												259	H	Grambling	48 58
												264	A	Mississippi Val.	67 71
												264	H	Mississippi Val.	62 52
												269	A	Alabama A&M	50 55
												269	H	Alabama A&M	47 60
												270	A	Kennesaw St.	67 70
												289	A	Savannah St.	47 58
												289	H	Savannah St.	45 57
												327	A	Jackson St.	45 43
												327	H	Jackson St.	60 64
												339	A	Ark.-Pine Bluff	67 64
												339	H	Ark.-Pine Bluff	58 49
												340	A	Texas Southern	45 68
												340	H	Texas Southern	61 41
												343	N	A&M-Corpus Christi	61 55
LAST 12 Division I GAMES:															
				190	N	Southern U.	39 58	190	A	Southern U.	50 73				
				259	A	Grambling	58 64	269	H	Alabama A&M	47 60				
				327	A	Jackson St.	45 43	264	H	Mississippi Val.	62 52				
				340	H	Texas Southern	61 41	339	H	Ark.-Pine Bluff	58 49				
				150	H	Prairie View	43 50	340	A	Texas Southern	45 68				
				251	A	Alcorn St.	67 72	150	A	Prairie View	36 59				

Non-Div I Games: Oakwood 112 29 Mobile 55 37

Alabama St.

■ Loss, 
 ■ Non-Conf, 
 ■ S Site, 
 ■ Home 
 ■ A Away 
 N Neutral

Average RPI Win: <b>281</b>	WON-LOST	WINNING	LAST 10	STRENGTH OF	OPP. STRENGTH	TEAM	ADJ.	CONF.	ADJ CONF.
Average RPI Loss: <b>161</b>	RECORD	PCT. RANK	GAMES	SCHEDULE	OF SCHEDULE	RPI	RPI	RPI	RPI
DIV. I ONLY	<b>16- 14</b>	<b>150</b>	<b>5- 5</b>	<b>309</b>	<b>296</b>	<b>225</b>	<b>226</b>	<b>30</b>	<b>30</b>
DIV. I NON-CONF.	<b>7- 6</b>	<b>154</b>	<b>0- 0</b>	<b>221</b>	<b>292</b>	<b>183</b>	<b>184</b>	<b>25</b>	<b>25</b>
TOTALS	RPI 1-25	RPI 26-50	W-L RECORDS	RPI 51-100	RPI 101-150	RPI 150+			
16- 14	0- 1	0- 0	OVERALL	0- 1	1- 5	15- 7			
6- 6	0- 0	0- 0	HOME	0- 0	0- 2	6- 4			
10- 8	0- 1	0- 0	AWAY	0- 1	1- 3	9- 3			
0- 0	0- 0	0- 0	NEUTRAL	0- 0	0- 0	0- 0			
7- 6	0- 1	0- 0	NON-CONFERENCE	0- 1	0- 1	7- 3			
2- 2	0- 0	0- 0	HOME	0- 0	0- 0	2- 2			
5- 4	0- 1	0- 0	AWAY	0- 1	0- 1	5- 1			
0- 0	0- 0	0- 0	NEUTRAL	0- 0	0- 0	0- 0			
9- 8	0- 0	0- 0	CONFERENCE	0- 0	1- 4	8- 4			
4- 4	0- 0	0- 0	HOME	0- 0	0- 2	4- 2			
5- 4	0- 0	0- 0	AWAY	0- 0	1- 2	4- 2			
0- 0	0- 0	0- 0	NEUTRAL	0- 0	0- 0	0- 0			

RPI 1-25				RPI 26-50				RPI 51-100				RPI 101+ Team's RPI: 226			
RPI	S	Opponent	Score	RPI	S	Opponent	Score	RPI	S	Opponent	Score	RPI	S	Opponent	Score
3	A	Duke	48 <b>83</b>					54	A	Syracuse	38 <b>69</b>	108	A	Sacred Heart	52 <b>61</b>
												147	A	Hartford	46 <b>43</b>
												147	A	Hartford	43 <b>48</b>
												147	H	Hartford	56 <b>61</b>
												148	A	UMBC	55 <b>62</b>
												148	H	UMBC	53 <b>59</b>
												162	H	Hofstra	60 <b>90</b>
												173	A	Manhattan	49 <b>48</b>
												199	A	Boston U.	77 <b>68</b>
												199	H	Boston U.	59 <b>72</b>
												202	A	Binghamton	44 <b>50</b>
												202	H	Binghamton	40 <b>41</b>
												213	A	Siena	63 <b>59</b>
												221	H	Fordham	43 <b>48</b>
												231	A	Fairfield	26 <b>55</b>
												276	A	Wagner	62 <b>43</b>
												285	H	Brown	64 <b>54</b>
												287	A	New Hampshire	46 <b>60</b>
												287	H	New Hampshire	62 <b>56</b>
												291	H	St. Peter's	65 <b>48</b>
												311	A	Vermont	75 <b>65</b>
												311	H	Vermont	53 <b>43</b>
												328	A	Stony Brook	67 <b>55</b>
												328	H	Stony Brook	65 <b>55</b>
												335	A	Maine	65 <b>50</b>
												335	H	Maine	66 <b>60</b>
LAST 12 Division I GAMES:															
147	A	Hartford	43 <b>48</b>	199	A	Boston U.	77 <b>68</b>	147	H	Hartford	56 <b>61</b>	328	A	Stony Brook	67 <b>55</b>
335	H	Maine	66 <b>60</b>	287	A	New Hampshire	46 <b>60</b>	311	H	Vermont	53 <b>43</b>	328	H	Stony Brook	65 <b>55</b>
148	A	UMBC	55 <b>62</b>	311	H	Vermont	53 <b>43</b>	148	H	UMBC	53 <b>59</b>	335	A	Maine	65 <b>50</b>
202	H	Binghamton	40 <b>41</b>	202	A	Binghamton	44 <b>50</b>	335	H	Maine	66 <b>60</b>				
328	H	Stony Brook	65 <b>55</b>												
311	A	Vermont	75 <b>65</b>												

Non-Div I Games:

Albany (NY)

■ Loss, 
 ■ Non-Conf, S Site, 
 ■ Home 
 ■ Away 
 N Neutral

RPI	S	Opponent	Score
338	A	Niagara	63 47
341	A	St. Francis (NY)	49 43

Albany (NY)



Average RPI Win:	<b>294</b>	WON-LOST	WINNING	LAST 10	STRENGTH OF	OPP. STRENGTH	TEAM	ADJ.	CONF.	ADJ CONF.
Average RPI Loss:	<b>162</b>	RECORD	PCT. RANK	GAMES	SCHEDULE	OF SCHEDULE	RPI	RPI	RPI	RPI
DIV. I ONLY	<b>13- 15</b>	<b>192</b>	<b>7- 3</b>	<b>299</b>	<b>321</b>	<b>253</b>	<b>251</b>	<b>33</b>	<b>33</b>	
DIV. I NON-CONF.	<b>1- 8</b>	<b>320</b>	<b>0- 0</b>	<b>92</b>	<b>33</b>	<b>263</b>	<b>258</b>	<b>33</b>	<b>33</b>	
TOTALS	RPI 1-25	RPI 26-50	W-L RECORDS	RPI 51-100	RPI 101-150	RPI 150+				
13- 15	0- 2	0- 0	OVERALL	0- 2	0- 4	13- 7				
7- 3	0- 0	0- 0	HOME	0- 0	0- 1	7- 2				
6- 9	0- 2	0- 0	AWAY	0- 1	0- 3	6- 3				
0- 3	0- 0	0- 0	NEUTRAL	0- 1	0- 0	0- 2				
1- 8	0- 2	0- 0	NON-CONFERENCE	0- 2	0- 2	1- 2				
1- 0	0- 0	0- 0	HOME	0- 0	0- 0	1- 0				
0- 6	0- 2	0- 0	AWAY	0- 1	0- 2	0- 1				
0- 2	0- 0	0- 0	NEUTRAL	0- 1	0- 0	0- 1				
12- 7	0- 0	0- 0	CONFERENCE	0- 0	0- 2	12- 5				
6- 3	0- 0	0- 0	HOME	0- 0	0- 1	6- 2				
6- 3	0- 0	0- 0	AWAY	0- 0	0- 1	6- 2				
0- 1	0- 0	0- 0	NEUTRAL	0- 0	0- 0	0- 1				

RPI 1-25				RPI 26-50				RPI 51-100				RPI 101+ Team's RPI: 251			
RPI	S	Opponent	Score	RPI	S	Opponent	Score	RPI	S	Opponent	Score	RPI	S	Opponent	Score
12	A	Miami (FL)	32 <b>94</b>					53	A	Michigan	43 <b>88</b>	138	A	Virginia Tech	44 <b>87</b>
24	A	Marquette	54 <b>93</b>					86	N	Delaware	36 <b>76</b>	144	A	UTEP	72 <b>85</b>
												150	A	Prairie View	53 <b>55</b>
												150	H	Prairie View	44 <b>49</b>
												186	N	La.-Monroe	55 <b>63</b>
												187	A	New Mexico St.	61 <b>67</b>
												190	A	Southern U.	54 52
												190	H	Southern U.	46 <b>52</b>
												224	H	Northwestern St.	66 64
												259	A	Grambling	71 64
												259	H	Grambling	64 57
												259	N	Grambling	63 <b>72</b>
												264	A	Mississippi Val.	74 <b>75</b>
												264	H	Mississippi Val.	53 <b>63</b>
												269	A	Alabama A&M	61 43
												269	H	Alabama A&M	64 63
												327	A	Jackson St.	60 <b>69</b>
												327	H	Jackson St.	66 54
												333	A	Alabama St.	75 69
												333	H	Alabama St.	72 67
												339	A	Ark.-Pine Bluff	70 68
												339	H	Ark.-Pine Bluff	77 67
												340	A	Texas Southern	65 56
												340	H	Texas Southern	66 58
LAST 12 Division I GAMES:															
				259	N	Grambling	63 <b>72</b>					339	A	Ark.-Pine Bluff	70 68
				340	A	Texas Southern	65 56					264	A	Mississippi Val.	74 <b>75</b>
				150	A	Prairie View	53 <b>55</b>					259	H	Grambling	64 57
				190	A	Southern U.	54 52					327	H	Jackson St.	66 54
				333	H	Alabama St.	72 67					190	H	Southern U.	46 <b>52</b>
				269	H	Alabama A&M	64 63					333	A	Alabama St.	75 69

Non-Div I Games:

Alcorn St.

■ Loss, 
 ■ Non-Conf, 
 ■ S Site, 
 ■ Home 
 ■ A Away 
 N Neutral

Average RPI Win:	241	WON-LOST	WINNING	LAST 10	STRENGTH OF	OPP. STRENGTH	TEAM	ADJ.	CONF.	ADJ CONF.
Average RPI Loss:	139	RECORD	PCT. RANK	GAMES	SCHEDULE	OF SCHEDULE	RPI	RPI	RPI	RPI
DIV. I ONLY	22- 9	49	7- 3	250	215	118	121	19	20	
DIV. I NON-CONF.	10- 4	68	0- 0	267	225	130	135	21	21	
TOTALS	RPI 1-25	RPI 26-50	W-L RECORDS	RPI 51-100	RPI 101-150	RPI 150+				
22- 9	0- 1	0- 1	OVERALL	2- 1	1- 3	19- 3				
10- 2	0- 0	0- 0	HOME	0- 1	0- 1	10- 0				
9- 6	0- 1	0- 1	AWAY	2- 0	1- 2	6- 2				
3- 1	0- 0	0- 0	NEUTRAL	0- 0	0- 0	3- 1				
10- 4	0- 1	0- 1	NON-CONFERENCE	0- 0	1- 0	9- 2				
4- 0	0- 0	0- 0	HOME	0- 0	0- 0	4- 0				
3- 3	0- 1	0- 1	AWAY	0- 0	1- 0	2- 1				
3- 1	0- 0	0- 0	NEUTRAL	0- 0	0- 0	3- 1				
12- 5	0- 0	0- 0	CONFERENCE	2- 1	0- 3	10- 1				
6- 2	0- 0	0- 0	HOME	0- 1	0- 1	6- 0				
6- 3	0- 0	0- 0	AWAY	2- 0	0- 2	4- 1				
0- 0	0- 0	0- 0	NEUTRAL	0- 0	0- 0	0- 0				

RPI S	Opponent	Score	RPI S	Opponent	Score	RPI S	Opponent	Score	RPI S	Opponent	Score	Team's RPI: 121
14	A Maryland	52 78	28	A Texas Tech	37 63	98	A Lehigh	64 51	115	A East Carolina	72 68	
						98	A Lehigh	69 64	140	A Navy	56 63	
						98	H Lehigh	46 57	140	A Navy	40 47	
									140	H Navy	46 57	
									184	A High Point	59 60	
									202	N Binghamton	58 32	
									211	H George Mason	46 43	
									228	H George Washington	64 60	
									242	A Lafayette	66 51	
									242	H Lafayette	82 47	
									248	N Charleston So.	60 49	
									252	A Army	50 64	
									252	H Army	60 47	
									253	N Sam Houston St.	59 73	
									257	A Md.-East. Shore	64 60	
									261	A Holy Cross	73 62	
									261	H Holy Cross	72 44	
									261	H Holy Cross	84 53	
									265	A Bucknell	60 55	
									265	H Bucknell	66 38	
									285	N Brown	56 47	
									286	A Mt. St. Mary's	61 34	
									288	H Youngstown St.	57 41	
									308	H Troy	83 49	
									317	A Colgate	69 49	
									317	H Colgate	66 59	
LAST 12 Division I GAMES:												
140	A Navy	40 47	252	H Army	60 47							
98	A Lehigh	69 64	317	A Colgate	69 49							
261	H Holy Cross	72 44	265	H Bucknell	66 38							
242	H Lafayette	82 47	98	H Lehigh	46 57							
140	A Navy	56 63	242	A Lafayette	66 51							
261	A Holy Cross	73 62	140	H Navy	46 57							

Non-Div I Games:

American

■ Loss, 
 ■ Non-Conf, S Site, 
 ■ Home 
 ■ Away 
 N Neutral

<div> <div>Average RPI Win: 196</div> <div>WON-LOST</div> <div>WINNING</div> <div>LAST 10</div> </div>				<div> <div>STRENGTH OF</div> <div>OPP. STRENGTH</div> </div>		<div> <div>TEAM</div> <div>RPI</div> </div>	<div> <div>ADJ.</div> <div>RPI</div> </div>	<div> <div>CONF.</div> <div>RPI</div> </div>	<div> <div>ADJ CONF.</div> <div>RPI</div> </div>
<div> <div>Average RPI Loss: 148</div> <div>RECORD</div> <div>PCT. RANK</div> <div>GAMES</div> </div>				<div> <div>SCHEDULE</div> </div>	<div> <div>OF SCHEDULE</div> </div>	<div> <div>RPI</div> </div>	<div> <div>RPI</div> </div>	<div> <div>RPI</div> </div>	<div> <div>RPI</div> </div>
DIV. I ONLY				140	190	53	57	16	16
DIV. I NON-CONF.				98	159	52	53	17	17
TOTALS		RPI 1-25	RPI 26-50	W-L RECORDS		RPI 51-100	RPI 101-150	RPI 150+	
25- 6	0- 1		0- 0	OVERALL		2- 2	5- 0	18- 3	
11- 1	0- 0		0- 0	HOME		1- 0	2- 0	8- 1	
10- 4	0- 1		0- 0	AWAY		1- 1	3- 0	6- 2	
4- 1	0- 0		0- 0	NEUTRAL		0- 1	0- 0	4- 0	
6- 2	0- 1		0- 0	NON-CONFERENCE		0- 1	3- 0	3- 0	
2- 0	0- 0		0- 0	HOME		0- 0	1- 0	1- 0	
2- 2	0- 1		0- 0	AWAY		0- 1	2- 0	0- 0	
2- 0	0- 0		0- 0	NEUTRAL		0- 0	0- 0	2- 0	
19- 4	0- 0		0- 0	CONFERENCE		2- 1	2- 0	15- 3	
9- 1	0- 0		0- 0	HOME		1- 0	1- 0	7- 1	
8- 2	0- 0		0- 0	AWAY		1- 0	1- 0	6- 2	
2- 1	0- 0		0- 0	NEUTRAL		0- 1	0- 0	2- 0	

RPI 1-25				
RPI	S	Opponent	Score	
14	A	Maryland	65	81
RPI 26-50				
RPI	S	Opponent	Score	
74	A	Richmond	78	88
80	A	Samford	61	53
80	H	Samford	74	62
80	N	Samford	54	57
RPI 51-100				
RPI	S	Opponent	Score	
102	A	East Tenn. St.	75	56
113	A	Wake Forest	64	57
136	A	Chattanooga	57	56
136	H	Chattanooga	70	54
142	H	Gardner-Webb	98	68
158	A	Elon	67	54
158	H	Elon	100	67
158	N	Elon	72	48
206	A	UNC Greensboro	83	72
206	H	UNC Greensboro	80	57
216	A	Davidson	83	66
216	H	Davidson	83	73
216	N	Davidson	73	63
229	A	Furman	62	63
229	H	Furman	85	67
230	N	Marshall	64	55
234	A	Western Caro.	62	36
234	H	Western Caro.	65	50
245	A	Ga. Southern	65	73
245	H	Ga. Southern	57	67
254	A	Col. of Charleston	71	39
254	H	Col. of Charleston	78	62
260	N	Campbell	84	67
283	H	UNC Asheville	99	71
298	A	Wofford	81	60
298	H	Wofford	74	59
LAST 12 Division I GAMES:				
80	N	Samford	54	57
158	N	Elon	72	48
216	N	Davidson	73	63
206	H	UNC Greensboro	80	57
245	H	Ga. Southern	57	67
298	H	Wofford	74	59
136	A	Chattanooga	57	56
80	A	Samford	61	53
254	A	Col. of Charleston	71	39
216	H	Davidson	83	73
234	A	Western Caro.	62	36
229	H	Furman	85	67

Non-Div I Games:

Appalachian St.

Loss, Non-Conf, S Site, H Home A Away N Neutral

# Arizona

Through Games Of Sunday, March 13, 2011

Average RPI Win:	169	WON-LOST	WINNING	LAST 10	STRENGTH OF	OPP. STRENGTH	TEAM	ADJ.	CONF.	ADJ CONF.
Average RPI Loss:	35	RECORD	PCT. RANK	GAMES	SCHEDULE	OF SCHEDULE	RPI	RPI	RPI	RPI
DIV. I ONLY	21- 11	78	8- 2	96	42	66	64	6	6	
DIV. I NON-CONF.	9- 2	35	0- 0	280	107	96	94	6	6	
TOTALS	RPI 1-25	RPI 26-50	W-L RECORDS	RPI 51-100	RPI 101-150	RPI 150+				
21- 11	0- 6	3- 2	OVERALL	0- 3	4- 0	14- 0				
11- 3	0- 2	2- 0	HOME	0- 1	1- 0	8- 0				
8- 6	0- 2	1- 2	AWAY	0- 2	3- 0	4- 0				
2- 2	0- 2	0- 0	NEUTRAL	0- 0	0- 0	2- 0				
9- 2	0- 1	0- 0	NON-CONFERENCE	0- 1	2- 0	7- 0				
5- 0	0- 0	0- 0	HOME	0- 0	0- 0	5- 0				
3- 1	0- 0	0- 0	AWAY	0- 1	2- 0	1- 0				
1- 1	0- 1	0- 0	NEUTRAL	0- 0	0- 0	1- 0				
12- 9	0- 5	3- 2	CONFERENCE	0- 2	2- 0	7- 0				
6- 3	0- 2	2- 0	HOME	0- 1	1- 0	3- 0				
5- 5	0- 2	1- 2	AWAY	0- 1	1- 0	3- 0				
1- 1	0- 1	0- 0	NEUTRAL	0- 0	0- 0	1- 0				

RPI S Opponent Score	RPI S Opponent Score	RPI S Opponent Score	Team's RPI: 64	RPI S Opponent Score
5 A Stanford 54 87	40 A Arizona St. 43 75	83 A California 60 80		119 A Wichita St. 81 72
5 H Stanford 61 91	40 H Arizona St. 73 61	83 H California 63 73		141 A Washington 74 66
5 N Stanford 71 100	44 A Southern California 72 61	97 A Nevada 75 79		141 H Washington 61 58
6 N Texas A&M 78 87	44 A Southern California 72 81			143 A Mississippi 72 70
9 A UCLA 60 70	44 H Southern California 84 74			154 A Oregon 88 65
9 H UCLA 70 74				154 H Oregon 109 94
				154 N Oregon 90 89
				155 A Washington St. 78 61
				155 H Washington St. 64 58
				156 A New Mexico 84 60
				169 N Bradley 82 59
				187 H New Mexico St. 71 59
				215 A Oregon St. 50 46
				215 H Oregon St. 67 65
				241 H Iona 79 32
				262 H Northern Ariz. 71 49
				321 H North Texas 88 73
				339 H Ark.-Pine Bluff 93 54
LAST 12 Division I GAMES:				
5 N Stanford 71 100	9 H UCLA 70 74			
44 A Southern California 72 61	141 A Washington 74 66			
154 N Oregon 90 89	155 A Washington St. 78 61			
154 A Oregon 88 65	40 H Arizona St. 73 61			
215 A Oregon St. 50 46	5 H Stanford 61 91			
44 H Southern California 84 74	83 H California 63 73			

Non-Div I Games:

Arizona

Loss, Non-Conf, S Site, H Home A Away N Neutral

Average RPI Win:	138	WON-LOST	WINNING	LAST 10	STRENGTH OF	OPP. STRENGTH	TEAM	ADJ.	CONF.	ADJ CONF.
Average RPI Loss:	43	RECORD	PCT. RANK	GAMES	SCHEDULE	OF SCHEDULE	RPI	RPI	RPI	RPI
DIV. I ONLY	20- 10	69	7- 3	43	41	41	40	6	6	
DIV. I NON-CONF.	8- 2	38	0- 0	20	34	14	14	6	6	
TOTALS	RPI 1-25	RPI 26-50	W-L RECORDS	RPI 51-100	RPI 101-150	RPI 150+				
20- 10	1- 6	2- 0	OVERALL	2- 3	5- 0	10- 1				
11- 3	1- 2	1- 0	HOME	2- 0	1- 0	6- 1				
7- 5	0- 3	1- 0	AWAY	0- 2	3- 0	3- 0				
2- 2	0- 1	0- 0	NEUTRAL	0- 1	1- 0	1- 0				
8- 2	1- 2	0- 0	NON-CONFERENCE	0- 0	3- 0	4- 0				
5- 0	1- 0	0- 0	HOME	0- 0	0- 0	4- 0				
2- 1	0- 1	0- 0	AWAY	0- 0	2- 0	0- 0				
1- 1	0- 1	0- 0	NEUTRAL	0- 0	1- 0	0- 0				
12- 8	0- 4	2- 0	CONFERENCE	2- 3	2- 0	6- 1				
6- 3	0- 2	1- 0	HOME	2- 0	1- 0	2- 1				
5- 4	0- 2	1- 0	AWAY	0- 2	1- 0	3- 0				
1- 1	0- 0	0- 0	NEUTRAL	0- 1	0- 0	1- 0				

RPI 1-25				RPI 26-50				RPI 51-100				RPI 101+			
RPI	S	Opponent	Score	RPI	S	Opponent	Score	RPI	S	Opponent	Score	RPI	S	Opponent	Score
2	A	Tennessee	64 80	44	A	Southern California	62 61	64	A	Arizona	61 73	114	A	UC Riverside	58 47
5	A	Stanford	35 82	44	H	Southern California	69 55	64	H	Arizona	75 43	117	N	Providence	63 56
5	H	Stanford	54 72					83	A	California	55 67	118	A	South Dakota St.	63 52
9	A	UCLA	60 70					83	H	California	45 44	141	A	Washington	71 63
9	H	UCLA	45 61					83	N	California	43 48	141	H	Washington	52 49
11	H	DePaul	79 66									154	A	Oregon	75 66
15	N	Florida St.	55 65									154	H	Oregon	86 67
												155	A	Washington St.	55 47
												155	H	Washington St.	65 70
												156	H	New Mexico	55 40
												170	H	Cal Poly	69 58
												181	H	Colorado St.	72 56
												215	A	Oregon St.	59 54
												215	H	Oregon St.	49 46
												215	N	Oregon St.	50 44
												262	H	Northern Ariz.	81 46
LAST 12 Division I GAMES:															
		83 N California	43 48			155 A Washington St.	55 47								
		215 N Oregon St.	50 44			141 A Washington	71 63								
		215 A Oregon St.	59 54			64 A Arizona	61 73								
		154 A Oregon	75 66			83 H California	45 44								
		9 H UCLA	45 61			5 H Stanford	54 72								
		44 H Southern California	69 55			44 A Southern California	62 61								

Non-Div I Games:

Arizona St.

Average RPI Win:	340	WON-LOST	WINNING	LAST 10	STRENGTH OF	OPP. STRENGTH	TEAM	ADJ.	CONF.	ADJ CONF.
Average RPI Loss:	195	RECORD	PCT. RANK	GAMES	SCHEDULE	OF SCHEDULE	RPI	RPI	RPI	RPI
DIV. I ONLY	1- 28	342	0- 10	237	305	339	339	33	33	
DIV. I NON-CONF.	0- 11	334	0- 0	45	31	266	266	33	33	
TOTALS	RPI 1-25	RPI 26-50	W-L RECORDS	RPI 51-100	RPI 101-150	RPI 150+				
1- 28	0- 3	0- 0	OVERALL	0- 3	0- 4	1- 18				
1- 9	0- 0	0- 0	HOME	0- 0	0- 1	1- 8				
0- 19	0- 3	0- 0	AWAY	0- 3	0- 3	0- 10				
0- 0	0- 0	0- 0	NEUTRAL	0- 0	0- 0	0- 0				
0- 11	0- 3	0- 0	NON-CONFERENCE	0- 3	0- 2	0- 3				
0- 1	0- 0	0- 0	HOME	0- 0	0- 0	0- 1				
0- 10	0- 3	0- 0	AWAY	0- 3	0- 2	0- 2				
0- 0	0- 0	0- 0	NEUTRAL	0- 0	0- 0	0- 0				
1- 17	0- 0	0- 0	CONFERENCE	0- 0	0- 2	1- 15				
1- 8	0- 0	0- 0	HOME	0- 0	0- 1	1- 7				
0- 9	0- 0	0- 0	AWAY	0- 0	0- 1	0- 8				
0- 0	0- 0	0- 0	NEUTRAL	0- 0	0- 0	0- 0				

RPI 1-25				RPI 26-50				RPI 51-100				RPI 101+ Team's RPI: 339			
RPI	S	Opponent	Score	RPI	S	Opponent	Score	RPI	S	Opponent	Score	RPI	S	Opponent	Score
13	A	Kentucky	35 107					54	A	Syracuse	56 91	105	A	Alabama	56 90
20	A	Oklahoma	52 118					64	A	Arizona	54 93	124	A	Mississippi St.	31 74
24	A	Marquette	46 88					89	A	Oklahoma St.	50 95	150	A	Prairie View	38 99
												150	H	Prairie View	45 78
												178	A	SMU	48 80
												179	A	Arkansas St.	47 59
												188	H	Central Ark.	61 75
												190	A	Southern U.	59 62
												190	H	Southern U.	49 72
												251	A	Alcorn St.	67 77
												251	H	Alcorn St.	68 70
												259	A	Grambling	70 102
												259	H	Grambling	43 72
												264	A	Mississippi Val.	63 76
												264	H	Mississippi Val.	60 82
												269	A	Alabama A&M	50 65
												269	H	Alabama A&M	59 63
												327	A	Jackson St.	45 64
												327	H	Jackson St.	48 61
												333	A	Alabama St.	49 58
												333	H	Alabama St.	64 67
												340	A	Texas Southern	61 70
												340	H	Texas Southern	65 56
LAST 12 Division I GAMES:															
264	A	Mississippi Val.	63 76	190	H	Southern U.	49 72								
327	H	Jackson St.	48 61	269	A	Alabama A&M	50 65								
259	H	Grambling	43 72	333	A	Alabama St.	49 58								
150	A	Prairie View	38 99	327	A	Jackson St.	45 64								
340	A	Texas Southern	61 70	259	A	Grambling	70 102								
251	H	Alcorn St.	68 70	150	H	Prairie View	45 78								

Non-Div I Games:

Ark.-Pine Bluff

■ Loss, 
■ Non-Conf, 
■ S Site, 
■ Home 
■ A Away 
N Neutral

## Arkansas

Through Games Of Sunday, March 13, 2011

Average RPI Win:	153	WON-LOST	WINNING	LAST 10	STRENGTH OF	OPP. STRENGTH	TEAM	ADJ.	CONF.	ADJ CONF.
Average RPI Loss:	54	RECORD	PCT. RANK	GAMES	SCHEDULE	OF SCHEDULE	RPI	RPI	RPI	RPI
DIV. I ONLY	19- 11	91	3- 7	71	68	64	64	4	4	
DIV. I NON-CONF.	13- 0	1	1- 0	154	251	18	19	4	4	
TOTALS	RPI 1-25	RPI 26-50	W-L RECORDS	RPI 51-100	RPI 101-150	RPI 150+				
19- 11	2- 2	3- 5	OVERALL	0- 2	6- 2	8- 0				
11- 6	2- 1	2- 1	HOME	0- 2	1- 2	6- 0				
7- 4	0- 1	1- 3	AWAY	0- 0	5- 0	1- 0				
1- 1	0- 0	0- 1	NEUTRAL	0- 0	0- 0	1- 0				
13- 0	1- 0	1- 0	NON-CONFERENCE	0- 0	3- 0	8- 0				
9- 0	1- 0	1- 0	HOME	0- 0	1- 0	6- 0				
3- 0	0- 0	0- 0	AWAY	0- 0	2- 0	1- 0				
1- 0	0- 0	0- 0	NEUTRAL	0- 0	0- 0	1- 0				
6- 11	1- 2	2- 5	CONFERENCE	0- 2	3- 2	0- 0				
2- 6	1- 1	1- 1	HOME	0- 2	0- 2	0- 0				
4- 4	0- 1	1- 3	AWAY	0- 0	3- 0	0- 0				
0- 1	0- 0	0- 1	NEUTRAL	0- 0	0- 0	0- 0				

RPI	S	Opponent	Score	RPI	S	Opponent	Score	RPI	S	Opponent	Score	RPI	S	Opponent	Score
2	H	Tennessee	53 72	30	A	Vanderbilt	54 65	55	H	South Carolina	62 64	105	A	Alabama	57 53
13	A	Kentucky	54 55	35	A	Georgia	54 57	92	H	Auburn	59 64	105	H	Alabama	79 92
13	H	Kentucky	78 67	35	H	Georgia	56 59					123	A	Utah	65 54
20	H	Oklahoma	67 57	43	A	Florida	53 64					124	A	Mississippi St.	61 56
				43	N	Florida	59 68					143	A	Mississippi	56 53
				45	H	Middle Tenn.	77 50					143	H	Mississippi	65 69
				49	A	LSU	53 45					144	A	UTEP	59 56
				49	H	LSU	42 40					149	H	Oral Roberts	80 63
												184	N	High Point	82 63
												216	H	Davidson	68 55
												220	H	Florida A&M	71 62
												229	H	Furman	88 47
												235	H	SIU Edwardsville	78 61
												264	H	Mississippi Val.	55 54
												290	A	Texas-Arlington	57 54
												313	H	Tennessee St.	71 50
LAST 12 Division I GAMES:															
235	H	SIU Edwardsville	78 61	92	H	Auburn	59 64								
43	N	Florida	59 68	55	H	South Carolina	62 64								
105	H	Alabama	79 92	35	A	Georgia	54 57								
13	A	Kentucky	54 55	2	H	Tennessee	53 72								
49	H	LSU	42 40	49	A	LSU	53 45								
143	A	Mississippi	56 53	143	H	Mississippi	65 69								

Non-Div I Games:

Arkansas

■ Loss, 
■ Non-Conf, S Site, 
■ Home 
■ Away 
N Neutral

Average RPI Win:	247	WON-LOST	WINNING	LAST 10	STRENGTH OF	OPP. STRENGTH	TEAM	ADJ.	CONF.	ADJ CONF.
Average RPI Loss:	110	RECORD	PCT. RANK	GAMES	SCHEDULE	OF SCHEDULE	RPI	RPI	RPI	RPI
DIV. I ONLY	17- 14	140	7- 3	242	164	179	179	17	17	
DIV. I NON-CONF.	6- 6	165	0- 0	236	166	191	191	14	14	
TOTALS	RPI 1-25	RPI 26-50	W-L RECORDS	RPI 51-100	RPI 101-150	RPI 150+				
17- 14	0- 1	1- 3	OVERALL	1- 3	2- 3	13- 4				
8- 5	0- 0	0- 2	HOME	1- 1	1- 1	6- 1				
6- 7	0- 0	0- 1	AWAY	0- 2	1- 1	5- 3				
3- 2	0- 1	1- 0	NEUTRAL	0- 0	0- 1	2- 0				
6- 6	0- 1	0- 2	NON-CONFERENCE	0- 2	0- 0	6- 1				
3- 2	0- 0	0- 1	HOME	0- 1	0- 0	3- 0				
2- 3	0- 0	0- 1	AWAY	0- 1	0- 0	2- 1				
1- 1	0- 1	0- 0	NEUTRAL	0- 0	0- 0	1- 0				
11- 8	0- 0	1- 1	CONFERENCE	1- 1	2- 3	7- 3				
5- 3	0- 0	0- 1	HOME	1- 0	1- 1	3- 1				
4- 4	0- 0	0- 0	AWAY	0- 1	1- 1	3- 2				
2- 1	0- 0	0- 0	NEUTRAL	0- 0	0- 1	1- 0				

RPI 1-25				RPI 26-50				RPI 51-100				RPI 101+ Team's RPI: 179			
RPI	S	Opponent	Score	RPI	S	Opponent	Score	RPI	S	Opponent	Score	RPI	S	Opponent	Score
17	N	Iowa	47 50	27	A	Louisiana Tech	54 84	51	A	Missouri St.	47 58	127	A	Denver	56 65
				32	H	St. John's (NY)	48 60	56	H	Charlotte	44 62	127	H	Denver	62 53
				45	H	Middle Tenn.	52 57	63	A	UALR	36 53	131	H	Western Ky.	74 75
				45	N	Middle Tenn.	77 62	63	H	UALR	54 51	131	N	Western Ky.	47 55
												135	A	FIU	62 61
												178	A	SMU	80 86
												186	A	La.-Monroe	45 55
												186	H	La.-Monroe	45 61
												194	H	South Ala.	68 53
												245	N	Ga. Southern	49 37
												268	H	St. Louis	54 50
												290	A	Texas-Arlington	59 55
												296	H	Stephen F. Austin	59 42
												297	A	La.-Lafayette	66 44
												297	H	La.-Lafayette	80 70
												306	A	Fla. Atlantic	52 56
												306	N	Fla. Atlantic	66 52
												308	A	Troy	83 69
												321	A	North Texas	62 59
												321	H	North Texas	71 50
												339	H	Ark.-Pine Bluff	59 47
												343	A	A&M-Corpus Christi	69 59
LAST 12 Division I GAMES:															
				131	N	Western Ky.	47 55	297	A	La.-Lafayette	66 44				
				45	N	Middle Tenn.	77 62	186	A	La.-Monroe	45 55				
				306	N	Fla. Atlantic	66 52	127	H	Denver	62 53				
				63	H	UALR	54 51	63	A	UALR	36 53				
				321	H	North Texas	71 50	186	H	La.-Monroe	45 61				
				308	A	Troy	83 69	321	A	North Texas	62 59				

Non-Div I Games: Henderson St. 66 47

Arkansas St.

■ Loss, 
 ■ Non-Conf, 
 ■ S Site, 
 ■ Home 
 ■ A Away 
 N Neutral



Average RPI Win:	232	WON-LOST	WINNING	LAST 10	STRENGTH OF	OPP. STRENGTH	TEAM	ADJ.	CONF.	ADJ CONF.
Average RPI Loss:	200	RECORD	PCT. RANK	GAMES	SCHEDULE	OF SCHEDULE	RPI	RPI	RPI	RPI
DIV. I ONLY	12- 16	209	3- 7	257	299	245	252	19	20	
DIV. I NON-CONF.	5- 8	217	0- 0	251	324	259	261	21	21	
TOTALS	RPI 1-25	RPI 26-50	W-L RECORDS	RPI 51-100	RPI 101-150	RPI 150+				
12- 16	0- 0	0- 1	OVERALL	1- 1	3- 2	8- 12				
9- 4	0- 0	0- 0	HOME	1- 0	2- 1	6- 3				
3- 12	0- 0	0- 1	AWAY	0- 1	1- 1	2- 9				
0- 0	0- 0	0- 0	NEUTRAL	0- 0	0- 0	0- 0				
5- 8	0- 0	0- 1	NON-CONFERENCE	0- 0	1- 0	4- 7				
5- 1	0- 0	0- 0	HOME	0- 0	1- 0	4- 1				
0- 7	0- 0	0- 1	AWAY	0- 0	0- 0	0- 6				
0- 0	0- 0	0- 0	NEUTRAL	0- 0	0- 0	0- 0				
7- 8	0- 0	0- 0	CONFERENCE	1- 1	2- 2	4- 5				
4- 3	0- 0	0- 0	HOME	1- 0	1- 1	2- 2				
3- 5	0- 0	0- 0	AWAY	0- 1	1- 1	2- 3				
0- 0	0- 0	0- 0	NEUTRAL	0- 0	0- 0	0- 0				

RPI S	Opponent	Score	RPI S	Opponent	Score	RPI S	Opponent	Score	RPI S	Opponent	Score	Team's RPI: 252
29	A Penn St.	65 95	98	A Lehigh	57 70	121	A American	47 60	121	H American	64 50	
			98	H Lehigh	54 52	137	H Loyola Maryland	60 52	140	A Navy	57 46	
						140	H Navy	46 55	173	A Manhattan	42 56	
						189	A Seton Hall	40 50	202	A Binghamton	61 63	
						207	A Quinnipiac	65 69	210	H Yale	63 56	
						219	A Fairleigh Dickinson	43 52	242	A Lafayette	42 54	
						242	H Lafayette	58 36	246	H Northeastern	56 65	
						261	A Holy Cross	50 47	261	H Holy Cross	50 57	
						265	A Bucknell	48 49	265	A Bucknell	40 54	
						265	H Bucknell	40 44	276	A Wagner	48 52	
						292	H Bryant	66 55	304	H Penn	53 44	
						317	A Colgate	54 40	317	H Colgate	55 54	
						341	H St. Francis (NY)	57 34				
LAST 12 Division I GAMES:												
265	A Bucknell	40 54	261	H Holy Cross	50 57							
265	H Bucknell	40 44	317	H Colgate	55 54							
242	H Lafayette	58 36	265	A Bucknell	48 49							
140	A Navy	57 46	242	A Lafayette	42 54							
121	A American	47 60	140	H Navy	46 55							
98	A Lehigh	57 70	121	H American	64 50							

Non-Div I Games: Medaille 60 45

Army

■ Loss, 
 ■ Non-Conf, 
 ■ S Site, 
 ■ H Home 
 ■ A Away 
 N Neutral

Average RPI Win:	155	WON-LOST	WINNING	LAST 10	STRENGTH OF	OPP. STRENGTH	TEAM	ADJ.	CONF.	ADJ CONF.
Average RPI Loss:	57	RECORD	PCT. RANK	GAMES	SCHEDULE	OF SCHEDULE	RPI	RPI	RPI	RPI
DIV. I ONLY	15- 15	165	3- 7	66	44	93	92	4	4	
DIV. I NON-CONF.	7- 6	154	0- 0	134	95	126	132	4	4	
TOTALS	RPI 1-25	RPI 26-50	W-L RECORDS	RPI 51-100	RPI 101-150	RPI 150+				
15- 15	0- 5	3- 4	OVERALL	2- 1	3- 5	7- 0				
8- 7	0- 4	2- 1	HOME	1- 0	1- 2	4- 0				
6- 5	0- 1	1- 2	AWAY	1- 1	2- 1	2- 0				
1- 3	0- 0	0- 1	NEUTRAL	0- 0	0- 2	1- 0				
7- 6	0- 2	0- 2	NON-CONFERENCE	0- 0	0- 2	7- 0				
4- 3	0- 2	0- 1	HOME	0- 0	0- 0	4- 0				
2- 1	0- 0	0- 0	AWAY	0- 0	0- 1	2- 0				
1- 2	0- 0	0- 1	NEUTRAL	0- 0	0- 1	1- 0				
8- 9	0- 3	3- 2	CONFERENCE	2- 1	3- 3	0- 0				
4- 4	0- 2	2- 0	HOME	1- 0	1- 2	0- 0				
4- 4	0- 1	1- 2	AWAY	1- 1	2- 0	0- 0				
0- 1	0- 0	0- 0	NEUTRAL	0- 0	0- 1	0- 0				

RPI 1-25				RPI 26-50				RPI 51-100				Team's RPI: 92	RPI 101+			
RPI	S	Opponent	Score	RPI	S	Opponent	Score	RPI	S	Opponent	Score		RPI	S	Opponent	Score
2	H	Tennessee	53 73	30	A	Vanderbilt	59 67	55	A	South Carolina	49 65		105	A	Alabama	66 55
3	H	Duke	62 75	35	A	Georgia	63 58	55	H	South Carolina	54 47		105	H	Alabama	51 59
13	A	Kentucky	38 69	37	H	Temple	61 62	64	A	Arkansas	64 59		108	N	Sacred Heart	53 65
13	H	Kentucky	62 76	43	H	Florida	73 56						124	A	Mississippi St.	45 41
15	H	Florida St.	61 67	48	N	Purdue	56 76						124	H	Mississippi St.	45 57
				49	A	LSU	52 55						124	N	Mississippi St.	47 49
				49	H	LSU	65 53						133	A	South Fla.	49 67
													143	H	Mississippi	85 73
													189	N	Seton Hall	85 51
													194	H	South Ala.	75 70
													196	A	Chicago St.	67 63
													228	A	George Washington	52 45
													269	H	Alabama A&M	84 45
													295	H	Jacksonville St.	79 60
													332	H	Mercer	79 61
LAST 12 Division I GAMES:																
124	N	Mississippi St.	47 49	49	A	LSU	52 55									
13	H	Kentucky	62 76	124	H	Mississippi St.	45 57									
35	A	Georgia	63 58	13	A	Kentucky	38 69									
55	A	South Carolina	49 65	55	H	South Carolina	54 47									
105	H	Alabama	51 59	2	H	Tennessee	53 73									
64	A	Arkansas	64 59	124	A	Mississippi St.	45 41									

Non-Div I Games:

Auburn

■ Loss, 
■ Non-Conf, S Site, 
■ Home 
■ Away 
N Neutral

Average RPI Win:	270	WON-LOST	WINNING	LAST 10	STRENGTH OF	OPP. STRENGTH	TEAM	ADJ.	CONF.	ADJ CONF.
Average RPI Loss:	163	RECORD	PCT. RANK	GAMES	SCHEDULE	OF SCHEDULE	RPI	RPI	RPI	RPI
DIV. I ONLY	15- 18	193	8- 2	232	301	229	232	27	27	
DIV. I NON-CONF.	1- 11	329	0- 0	219	142	324	322	30	30	
TOTALS	RPI 1-25	RPI 26-50	W-L RECORDS	RPI 51-100	RPI 101-150	RPI 150+				
15- 18	0- 0	0- 3	OVERALL	0- 2	2- 4	13- 9				
7- 5	0- 0	0- 2	HOME	0- 0	1- 1	6- 2				
5- 11	0- 0	0- 1	AWAY	0- 2	1- 2	4- 6				
3- 2	0- 0	0- 0	NEUTRAL	0- 0	0- 1	3- 1				
1- 11	0- 0	0- 3	NON-CONFERENCE	0- 2	0- 1	1- 5				
0- 3	0- 0	0- 2	HOME	0- 0	0- 0	0- 1				
0- 7	0- 0	0- 1	AWAY	0- 2	0- 1	0- 3				
1- 1	0- 0	0- 0	NEUTRAL	0- 0	0- 0	1- 1				
14- 7	0- 0	0- 0	CONFERENCE	0- 0	2- 3	12- 4				
7- 2	0- 0	0- 0	HOME	0- 0	1- 1	6- 1				
5- 4	0- 0	0- 0	AWAY	0- 0	1- 1	4- 3				
2- 1	0- 0	0- 0	NEUTRAL	0- 0	0- 1	2- 0				

RPI S	Opponent	Score	RPI S	Opponent	Score	RPI S	Opponent	Score	RPI S	Opponent	Score	Team's RPI: 232
41	H Bowling Green	42 69	52	A Duquesne	50 62	103	A Tennessee Tech	63 57				
45	H Middle Tenn.	60 74	96	A Pittsburgh	53 75	103	H Tennessee Tech	65 69				
48	A Purdue	53 93				103	N Tennessee Tech	56 65				
						125	A UT Martin	54 78				
						125	H UT Martin	69 61				
						136	A Chattanooga	61 71				
						165	A Morehead St.	58 70				
						165	H Morehead St.	60 57				
						177	A UAB	55 60				
						204	A Eastern Ill.	58 79				
						204	H Eastern Ill.	66 71				
						204	N Eastern Ill.	78 72				
						235	A SIU Edwardsville	60 72				
						274	N Valparaiso	57 72				
						281	H Lipscomb	58 63				
						295	A Jacksonville St.	56 53				
						295	H Jacksonville St.	65 54				
						305	A Southeast Mo. St.	65 57				
						305	H Southeast Mo. St.	71 51				
						313	A Tennessee St.	60 45				
						313	H Tennessee St.	74 66				
						314	N Utah Valley	73 69				
						320	A Southern Ill.	64 76				
						326	A Murray St.	71 55				
						326	H Murray St.	69 59				
						326	N Murray St.	71 64				
LAST 12 Division I GAMES:												
103	N Tennessee Tech	56 65	295	A Jacksonville St.	56 53							
204	N Eastern Ill.	78 72	313	H Tennessee St.	74 66							
326	N Murray St.	71 64	326	H Murray St.	69 59							
305	H Southeast Mo. St.	71 51	125	H UT Martin	69 61							
204	H Eastern Ill.	66 71	165	A Morehead St.	58 70							
103	A Tennessee Tech	63 57	331	A Eastern Ky.	56 61							

Non-Div I Games:

Austin Peay

■ Loss, 
 ■ Non-Conf, 
 ■ S Site, 
 ■ H Home 
 ■ A Away 
 N Neutral

RPI	S	Opponent	Score	
331	A	Eastern Ky.	56	61
331	H	Eastern Ky.	70	60

Austin Peay

A  
u  
s  
t  
i  
n  
P  
e  
a  
y

A  
u  
s  
t  
i  
n  
P  
e  
a  
y

BYU				STRENGTH OF		OPP. STRENGTH	TEAM	ADJ.	CONF.	ADJ CONF.
Average RPI Win:	173	WON-LOST	WINNING	LAST 10	SCHEDULE	OF SCHEDULE	RPI	RPI	RPI	RPI
Average RPI Loss:	88	RECORD	PCT. RANK	GAMES						
DIV. I ONLY	22- 8	41	9- 1	107	104	59	61	11	10	
DIV. I NON-CONF.	7- 6	154	0- 0	76	113	103	104	10	10	
<hr/>										
TOTALS	RPI 1-25	RPI 26-50	W-L RECORDS	RPI 51-100	RPI 101-150	RPI 150+				
22- 8	0- 1	0- 1	OVERALL	4- 3	5- 1	13- 2				
12- 1	0- 0	0- 0	HOME	2- 0	4- 0	6- 1				
8- 5	0- 1	0- 1	AWAY	1- 2	1- 0	6- 1				
2- 2	0- 0	0- 0	NEUTRAL	1- 1	0- 1	1- 0				
7- 6	0- 1	0- 1	NON-CONFERENCE	1- 2	3- 0	3- 2				
4- 1	0- 0	0- 0	HOME	0- 0	3- 0	1- 1				
1- 4	0- 1	0- 1	AWAY	0- 1	0- 0	1- 1				
2- 1	0- 0	0- 0	NEUTRAL	1- 1	0- 0	1- 0				
15- 2	0- 0	0- 0	CONFERENCE	3- 1	2- 1	10- 0				
8- 0	0- 0	0- 0	HOME	2- 0	1- 0	5- 0				
7- 1	0- 0	0- 0	AWAY	1- 1	1- 0	5- 0				
0- 1	0- 0	0- 0	NEUTRAL	0- 0	0- 1	0- 0				

RPI 1-25				RPI 26-50				RPI 51-100 Team's RPI: 61				RPI 101+			
RPI	S	Opponent	Score	RPI	S	Opponent	Score	RPI	S	Opponent	Score	RPI	S	Opponent	Score
3	A	Duke	54 69	42	A	Gonzaga	64 91	58	N	Northwestern	64 65	123	A	Utah	61 58
								66	A	TCU	51 54	123	H	Utah	68 50
								66	H	TCU	70 60	123	N	Utah	49 50
								75	N	Wisconsin	67 55	132	H	Portland St.	82 67
								78	A	Wyoming	69 53	141	H	Washington	80 55
								78	H	Wyoming	73 48	145	H	Utah St.	84 52
								97	A	Nevada	53 57	151	A	San Diego St.	65 55
												151	H	San Diego St.	56 52
												152	H	Montana St.	49 58
												156	A	New Mexico	65 49
												156	H	New Mexico	76 64
												164	A	Ill.-Chicago	56 59
												181	A	Colorado St.	64 55
												181	H	Colorado St.	73 57
												200	N	San Diego	70 44
												239	A	UNLV	79 44
												239	H	UNLV	75 64
												275	A	Air Force	88 60
												275	H	Air Force	78 51
												314	A	Utah Valley	74 47
												318	H	Weber St.	70 54
<hr/>															
LAST 12 Division I GAMES:															
				123	N	Utah	49 50	123	A	Utah	61 58				
				78	A	Wyoming	69 53	275	H	Air Force	78 51				
				156	A	New Mexico	65 49	239	A	UNLV	79 44				
				151	H	San Diego St.	56 52	78	H	Wyoming	73 48				
				181	A	Colorado St.	64 55	156	H	New Mexico	76 64				
				66	H	TCU	70 60	151	A	San Diego St.	65 55				

Non-Div I Games: BYU-Hawaii 101 51

BYU

Loss, Non-Conf, S Site, H Home A Away N Neutral

Average RPI Win:	203	WON-LOST	WINNING	LAST 10	STRENGTH OF	OPP. STRENGTH	TEAM	ADJ.	CONF.	ADJ CONF.
Average RPI Loss:	131	RECORD	PCT. RANK	GAMES	SCHEDULE	OF SCHEDULE	RPI	RPI	RPI	RPI
DIV. I ONLY	9- 21	269	0- 10	155	127	244	244	12	12	
DIV. I NON-CONF.	5- 8	217	0- 0	234	126	234	234	12	12	
TOTALS	RPI 1-25	RPI 26-50	W-L RECORDS	RPI 51-100	RPI 101-150	RPI 150+				
9- 21	0- 0	0- 1	OVERALL	1- 9	1- 1	7- 10				
7- 8	0- 0	0- 0	HOME	1- 4	1- 1	5- 3				
2- 11	0- 0	0- 1	AWAY	0- 4	0- 0	2- 6				
0- 2	0- 0	0- 0	NEUTRAL	0- 1	0- 0	0- 1				
5- 8	0- 0	0- 0	NON-CONFERENCE	0- 4	0- 1	5- 3				
3- 4	0- 0	0- 0	HOME	0- 2	0- 1	3- 1				
2- 2	0- 0	0- 0	AWAY	0- 1	0- 0	2- 1				
0- 2	0- 0	0- 0	NEUTRAL	0- 1	0- 0	0- 1				
4- 13	0- 0	0- 1	CONFERENCE	1- 5	1- 0	2- 7				
4- 4	0- 0	0- 0	HOME	1- 2	1- 0	2- 2				
0- 9	0- 0	0- 1	AWAY	0- 3	0- 0	0- 5				
0- 0	0- 0	0- 0	NEUTRAL	0- 0	0- 0	0- 0				

RPI S	Opponent	Score	RPI S	Opponent	Score	RPI S	Opponent	Score	RPI S	Opponent	Score	Team's RPI: 244
			41 A	Bowling Green	46 61	52 H	Duquesne	51 86	106 H	Kent St.	69 65	
						60 A	Toledo	46 63	126 H	Butler	98 105	
						60 H	Toledo	49 67	160 H	Wright St.	64 63	
						79 H	Missouri	45 56	168 A	Buffalo	61 77	
						85 A	Illinois St.	51 77	168 A	Buffalo	73 82	
						87 A	Central Mich.	66 81	171 H	Indiana	66 81	
						87 H	Central Mich.	86 77	174 A	Northern Ill.	62 73	
						94 A	Eastern Mich.	62 70	174 H	Northern Ill.	46 49	
						94 H	Eastern Mich.	73 81	177 N	UAB	56 61	
						97 N	Nevada	70 74	180 A	Akron	65 78	
									185 A	Detroit	60 78	
									208 H	Miami (OH)	66 49	
									218 H	Ohio	59 68	
									235 A	SIU Edwardsville	66 60	
									237 H	Evansville	61 58	
									256 A	Western Mich.	51 68	
									256 H	Western Mich.	67 60	
									268 H	St. Louis	78 59	
									274 A	Valparaiso	66 52	
LAST 12 Division I GAMES:												
168 A	Buffalo	73 82	180 A	Akron	65 78							
174 H	Northern Ill.	46 49	41 A	Bowling Green	46 61							
256 A	Western Mich.	51 68	218 H	Ohio	59 68							
87 A	Central Mich.	66 81	168 A	Buffalo	61 77							
60 H	Toledo	49 67	208 H	Miami (OH)	66 49							
94 H	Eastern Mich.	73 81	106 H	Kent St.	69 65							

Non-Div I Games:

Ball St.

■ Loss, 
 ■ Non-Conf, 
 S Site, 
 ■ Home 
 ■ Away 
 N Neutral

Average RPI Win: 86		WON-LOST	WINNING	LAST 10	STRENGTH OF		OPP. STRENGTH	TEAM	ADJ.	CONF.	ADJ CONF.
Average RPI Loss: 15		RECORD	PCT. RANK	GAMES	SCHEDULE		OF SCHEDULE	RPI	RPI	RPI	RPI
DIV. I ONLY		31- 2	3	9- 1	5		6	4	4	1	1
DIV. I NON-CONF.		13- 1	8	0- 0	37		42	7	7	1	1
<hr/>											
TOTALS	RPI 1-25	RPI 26-50		W-L RECORDS		RPI 51-100		RPI 101-150		RPI 150+	
31- 2	8- 1	6- 1		OVERALL		7- 0		6- 0		4- 0	
19- 0	5- 0	4- 0		HOME		2- 0		4- 0		4- 0	
7- 2	2- 1	1- 1		AWAY		3- 0		1- 0		0- 0	
5- 0	1- 0	1- 0		NEUTRAL		2- 0		1- 0		0- 0	
<hr/>											
13- 1	3- 1	0- 0		NON-CONFERENCE		1- 0		5- 0		4- 0	
11- 0	3- 0	0- 0		HOME		0- 0		4- 0		4- 0	
0- 1	0- 1	0- 0		AWAY		0- 0		0- 0		0- 0	
2- 0	0- 0	0- 0		NEUTRAL		1- 0		1- 0		0- 0	
<hr/>											
18- 1	5- 0	6- 1		CONFERENCE		6- 0		1- 0		0- 0	
8- 0	2- 0	4- 0		HOME		2- 0		0- 0		0- 0	
7- 1	2- 0	1- 1		AWAY		3- 0		1- 0		0- 0	
3- 0	1- 0	1- 0		NEUTRAL		1- 0		0- 0		0- 0	

RPI 1-25				Team's RPI: 4		RPI 26-50				RPI 51-100				RPI 101+					
RPI	S	Opponent	Score		RPI	S	Opponent	Score		RPI	S	Opponent	Score		RPI	S	Opponent	Score	
1	A	Connecticut	64	65	28	A	Texas Tech	45	56	54	N	Syracuse	77	43	109	H	Liberty	81	42
2	H	Tennessee	65	54	28	H	Texas Tech	64	51	71	A	Kansas	76	37	110	A	Colorado	81	59
6	A	Texas A&M	63	60	33	H	Iowa St.	70	58	71	N	Kansas	86	51	116	H	Rice	95	51
6	H	Texas A&M	67	58	38	A	Texas	87	72	79	H	Missouri	84	52	120	H	Minnesota	103	56
6	N	Texas A&M	61	58	38	H	Texas	96	68	89	A	Oklahoma St.	84	57	135	H	FIU	83	36
10	H	Notre Dame	76	65	39	H	Kansas St.	75	48	89	H	Oklahoma St.	70	39	139	N	Clemson	82	40
16	H	Michigan St.	78	52	39	N	Kansas St.	86	53	100	A	Nebraska	69	45	152	H	Montana St.	93	56
20	A	Oklahoma	82	81											273	H	Southeastern La.	106	41
20	H	Oklahoma	92	70											319	H	Tex.-Pan American	101	55
															340	H	Texas Southern	100	43
LAST 12 Division I GAMES:																			
					6	N	Texas A&M	61	58	39	H	Kansas St.	75	48					
					39	N	Kansas St.	86	53	28	A	Texas Tech	45	56					
					71	N	Kansas	86	51	6	H	Texas A&M	67	58					
					110	A	Colorado	81	59	38	H	Texas	96	68					
					79	H	Missouri	84	52	100	A	Nebraska	69	45					
					20	A	Oklahoma	82	81	89	A	Oklahoma St.	84	57					

Non-Div I Games:

Baylor

■ Loss, 
■ Non-Conf, S Site, 
■ Home 
■ Away 
N Neutral

Average RPI Win:	<b>262</b>	WON-LOST	WINNING	LAST 10	STRENGTH OF	OPP. STRENGTH	TEAM	ADJ.	CONF.	ADJ CONF.
Average RPI Loss:	<b>172</b>	RECORD	PCT. RANK	GAMES	SCHEDULE	OF SCHEDULE	RPI	RPI	RPI	RPI
DIV. I ONLY	<b>11- 20</b>	<b>253</b>	<b>4- 6</b>	<b>168</b>	<b>320</b>	<b>252</b>	<b>249</b>	<b>21</b>	<b>21</b>	
DIV. I NON-CONF.	<b>3- 6</b>	<b>234</b>	<b>0- 0</b>	<b>68</b>	<b>318</b>	<b>193</b>	<b>188</b>	<b>24</b>	<b>24</b>	
TOTALS	RPI 1-25	RPI 26-50	W-L RECORDS	RPI 51-100	RPI 101-150	RPI 150+				
11- 20	0- 0	0- 0	OVERALL	0- 3	0- 6	11- 11				
4- 10	0- 0	0- 0	HOME	0- 1	0- 4	4- 5				
6- 8	0- 0	0- 0	AWAY	0- 1	0- 2	6- 5				
1- 2	0- 0	0- 0	NEUTRAL	0- 1	0- 0	1- 1				
3- 6	0- 0	0- 0	NON-CONFERENCE	0- 1	0- 4	3- 1				
1- 3	0- 0	0- 0	HOME	0- 0	0- 3	1- 0				
2- 2	0- 0	0- 0	AWAY	0- 0	0- 1	2- 1				
0- 1	0- 0	0- 0	NEUTRAL	0- 1	0- 0	0- 0				
8- 14	0- 0	0- 0	CONFERENCE	0- 2	0- 2	8- 10				
3- 7	0- 0	0- 0	HOME	0- 1	0- 1	3- 5				
4- 6	0- 0	0- 0	AWAY	0- 1	0- 1	4- 4				
1- 1	0- 0	0- 0	NEUTRAL	0- 0	0- 0	1- 1				

RPI 1-25			RPI 26-50			RPI 51-100			RPI 101+			Team's RPI: 249
RPI	S	Opponent	Score	RPI	S	Opponent	Score	RPI	S	Opponent	Score	
								87	N	Central Mich.	71	102
								91	A	Fla. Gulf Coast	39	79
								91	H	Fla. Gulf Coast	50	67

Non-Div I Games:

Belmont

■ Loss, 
 ■ Non-Conf, 
 ■ S Site, 
 ■ Home 
 ■ Away 
 N Neutral



RPI	S	Opponent	Score	
332	A	Mercer	67	62
332	H	Mercer	56	69

Belmont

B  
e  
l  
m  
o  
n  
t

B  
e  
l  
m  
o  
n  
t

Average RPI Win:	274	WON-LOST	WINNING	LAST 10	STRENGTH OF	OPP. STRENGTH	TEAM	ADJ.	CONF.	ADJ CONF.
Average RPI Loss:	223	RECORD	PCT. RANK	GAMES	SCHEDULE	OF SCHEDULE	RPI	RPI	RPI	RPI
DIV. I ONLY	10- 16	238	3- 7	339	282	306	309	25	25	
DIV. I NON-CONF.	5- 5	165	2- 0	337	263	282	283	26	26	
TOTALS	RPI 1-25	RPI 26-50	W-L RECORDS	RPI 51-100	RPI 101-150	RPI 150+				
10- 16	0- 1	0- 0	OVERALL	1- 0	0- 0	9- 15				
4- 7	0- 0	0- 0	HOME	1- 0	0- 0	3- 7				
6- 6	0- 1	0- 0	AWAY	0- 0	0- 0	6- 5				
0- 3	0- 0	0- 0	NEUTRAL	0- 0	0- 0	0- 3				
5- 5	0- 1	0- 0	NON-CONFERENCE	0- 0	0- 0	5- 4				
2- 2	0- 0	0- 0	HOME	0- 0	0- 0	2- 2				
3- 2	0- 1	0- 0	AWAY	0- 0	0- 0	3- 1				
0- 1	0- 0	0- 0	NEUTRAL	0- 0	0- 0	0- 1				
5- 11	0- 0	0- 0	CONFERENCE	1- 0	0- 0	4- 11				
2- 5	0- 0	0- 0	HOME	1- 0	0- 0	1- 5				
3- 4	0- 0	0- 0	AWAY	0- 0	0- 0	3- 4				
0- 2	0- 0	0- 0	NEUTRAL	0- 0	0- 0	0- 2				

RPI 1-25				RPI 26-50				RPI 51-100				RPI 101+ Team's RPI: 309			
RPI	S	Opponent	Score	RPI	S	Opponent	Score	RPI	S	Opponent	Score	RPI	S	Opponent	Score
7	A	Ohio St.	38 86					77	H	Hampton	55 51	176	A	Howard	39 54
												176	H	Howard	42 56
												192	A	N.C. A&T	50 69
												205	H	Georgia St.	49 70
												217	H	Morgan St.	45 55
												220	A	Florida A&M	56 68
												220	H	Florida A&M	59 68
												240	H	Coppin St.	57 76
												243	A	North Florida	60 57
												254	H	Col. of Charleston	56 59
												255	N	UMKC	51 60
												257	A	Md.-East. Shore	52 69
												257	N	Md.-East. Shore	54 63
												284	A	Delaware St.	64 56
												284	H	Delaware St.	55 50
												293	A	South Carolina St.	64 55
												293	H	South Carolina St.	60 64
												293	N	South Carolina St.	52 62
												295	H	Jacksonville St.	57 46
												297	A	La.-Lafayette	63 61
												301	A	Nicholls St.	44 71
												312	A	Norfolk St.	52 50
												325	A	N.C. Central	64 53
												325	H	N.C. Central	66 60
LAST 12 Division I GAMES:															
				293	N	South Carolina St.	52 62			284	H	Delaware St.	55 50		
				257	N	Md.-East. Shore	54 63			217	H	Morgan St.	45 55		
				220	H	Florida A&M	59 68			240	H	Coppin St.	57 76		
				325	H	N.C. Central	66 60			325	A	N.C. Central	64 53		
				293	H	South Carolina St.	60 64			293	A	South Carolina St.	64 55		
				176	A	Howard	39 54			176	H	Howard	42 56		

Non-Div I Games: Fla. Memorial 70 53 Flagler 79 56 Marygrove 80 17

Bethune-Cookman

Loss, Non-Conf, S Site, H Home A Away N Neutral

Binghamton

Through Games Of Sunday, March 13, 2011

Average RPI Win:	265	WON-LOST	WINNING	LAST 10	STRENGTH OF	OPP. STRENGTH	TEAM	ADJ.	CONF.	ADJ CONF.
Average RPI Loss:	172	RECORD	PCT. RANK	GAMES	SCHEDULE	OF SCHEDULE	RPI	RPI	RPI	RPI
DIV. I ONLY	19- 12	106	6- 4	320	292	198	202	30	30	
DIV. I NON-CONF.	7- 6	154	0- 0	246	271	188	190	25	25	
TOTALS	RPI 1-25	RPI 26-50	W-L RECORDS	RPI 51-100	RPI 101-150	RPI 150+				
19- 12	0- 0	0- 0	OVERALL	0- 4	2- 3	17- 5				
10- 2	0- 0	0- 0	HOME	0- 0	1- 1	9- 1				
8- 7	0- 0	0- 0	AWAY	0- 3	1- 1	7- 3				
1- 3	0- 0	0- 0	NEUTRAL	0- 1	0- 1	1- 1				
7- 6	0- 0	0- 0	NON-CONFERENCE	0- 4	0- 1	7- 1				
4- 0	0- 0	0- 0	HOME	0- 0	0- 0	4- 0				
3- 4	0- 0	0- 0	AWAY	0- 3	0- 0	3- 1				
0- 2	0- 0	0- 0	NEUTRAL	0- 1	0- 1	0- 0				
12- 6	0- 0	0- 0	CONFERENCE	0- 0	2- 2	10- 4				
6- 2	0- 0	0- 0	HOME	0- 0	1- 1	5- 1				
5- 3	0- 0	0- 0	AWAY	0- 0	1- 1	4- 2				
1- 1	0- 0	0- 0	NEUTRAL	0- 0	0- 0	1- 1				

RPI S	Opponent	Score	RPI S	Opponent	Score	RPI S	Opponent	Score	RPI S	Opponent	Score	Team's RPI: 202
						73	A St. Bonaventure	59 62	121	N American	32 58	
						87	N Central Mich.	55 76	147	A Hartford	69 57	
						88	A Monmouth	51 60	147	H Hartford	37 55	
						98	A Lehigh	60 72	148	A UMBC	38 55	
									148	H UMBC	47 40	
									199	A Boston U.	60 65	
									199	H Boston U.	59 53	
									199	N Boston U.	44 59	
									213	H Siena	72 59	
									226	A Albany (NY)	41 40	
									226	H Albany (NY)	50 44	
									252	H Army	63 61	
									262	A Northern Ariz.	57 61	
									263	H Canisius	66 50	
									266	A Massachusetts	58 52	
									286	A Mt. St. Mary's	53 39	
									287	A New Hampshire	59 50	
									287	H New Hampshire	72 60	
									287	N New Hampshire	67 53	
									311	A Vermont	55 51	
									311	H Vermont	58 59	
									316	A Rider	66 53	
									322	H Cornell	65 55	
									328	A Stony Brook	37 54	
									328	H Stony Brook	63 43	
									335	A Maine	78 52	
LAST 12 Division I GAMES:												
			199	N Boston U.	44 59	311	H Vermont	58 59				
			287	N New Hampshire	67 53	287	A New Hampshire	59 50				
			328	A Stony Brook	37 54	148	H UMBC	47 40				
			199	H Boston U.	59 53	335	H Maine	70 43				
			226	A Albany (NY)	41 40	199	A Boston U.	60 65				
			147	H Hartford	37 55	311	A Vermont	55 51				

Non-Div I Games:

Binghamton

Loss, Non-Conf, S Site, H Home A Away N Neutral

RPI	S	Opponent	Score
335	H	Maine	70 43

Binghamton

B  
i  
n  
g  
h  
a  
m  
t  
o  
n

B  
i  
n  
g  
h  
a  
m  
t  
o  
n

Average RPI Win:	291	WON-LOST	WINNING	LAST 10	STRENGTH OF	OPP. STRENGTH	TEAM	ADJ.	CONF.	ADJ CONF.
Average RPI Loss:	137	RECORD	PCT. RANK	GAMES	SCHEDULE	OF SCHEDULE	RPI	RPI	RPI	RPI
DIV. I ONLY	11- 19	242	1- 9	297	197	275	272	13	13	
DIV. I NON-CONF.	8- 5	105	0- 0	325	329	235	235	13	13	
TOTALS	RPI 1-25	RPI 26-50	W-L RECORDS	RPI 51-100	RPI 101-150	RPI 150+				
11- 19	0- 0	0- 4	OVERALL	0- 3	0- 3	11- 9				
6- 9	0- 0	0- 2	HOME	0- 2	0- 1	6- 4				
3- 9	0- 0	0- 2	AWAY	0- 1	0- 2	3- 4				
2- 1	0- 0	0- 0	NEUTRAL	0- 0	0- 0	2- 1				
8- 5	0- 0	0- 0	NON-CONFERENCE	0- 1	0- 1	8- 3				
4- 3	0- 0	0- 0	HOME	0- 1	0- 0	4- 2				
2- 2	0- 0	0- 0	AWAY	0- 0	0- 1	2- 1				
2- 0	0- 0	0- 0	NEUTRAL	0- 0	0- 0	2- 0				
3- 14	0- 0	0- 4	CONFERENCE	0- 2	0- 2	3- 6				
2- 6	0- 0	0- 2	HOME	0- 1	0- 1	2- 2				
1- 7	0- 0	0- 2	AWAY	0- 1	0- 1	1- 3				
0- 1	0- 0	0- 0	NEUTRAL	0- 0	0- 0	0- 1				

RPI S	Opponent	Score	RPI S	Opponent	Score	RPI S	Opponent	Score	RPI S	Opponent	Score	Team's RPI: 272
			27	A Louisiana Tech	72 86	93	H St. Mary's (CA)	57 71	107	A Pepperdine	65 82	
			27	H Louisiana Tech	86 93	97	A Nevada	51 68	145	A Utah St.	57 69	
			47	A Fresno St.	59 78	97	H Nevada	57 74	145	H Utah St.	69 84	
			47	H Fresno St.	57 75				154	H Oregon	64 80	
									163	A Idaho	48 68	
									163	H Idaho	46 61	
									163	N Idaho	59 70	
									187	A New Mexico St.	51 82	
									187	H New Mexico St.	71 87	
									193	H Portland	76 83	
									203	H Idaho St.	73 48	
									236	A Hawaii	53 69	
									236	H Hawaii	69 63	
									238	H Southern Utah	91 80	
									258	A Seattle	66 57	
									267	H Eastern Wash.	64 60	
									314	A Utah Valley	80 71	
									318	A Weber St.	70 79	
									330	H Sacramento St.	73 68	
									334	A San Jose St.	83 68	
									334	H San Jose St.	83 51	
									340	N Texas Southern	65 48	
									343	N A&M-Corpus Christi	77 66	
LAST 12 Division I GAMES:												
			163	N Idaho	59 70	163	H Idaho	46 61				
			187	A New Mexico St.	51 82	47	A Fresno St.	59 78				
			27	A Louisiana Tech	72 86	145	H Utah St.	69 84				
			334	A San Jose St.	83 68	236	A Hawaii	53 69				
			97	H Nevada	57 74	27	H Louisiana Tech	86 93				
			47	H Fresno St.	57 75	187	H New Mexico St.	71 87				

Non-Div I Games: Col. of Idaho 89 53

Boise St.

■ Loss, 
■ Non-Conf, 
■ S Site, 
■ Home 
■ A Away 
N Neutral

Average RPI Win:	155	WON-LOST	WINNING	LAST 10	STRENGTH OF	OPP. STRENGTH	TEAM	ADJ.	CONF.	ADJ CONF.
Average RPI Loss:	42	RECORD	PCT. RANK	GAMES	SCHEDULE	OF SCHEDULE	RPI	RPI	RPI	RPI
DIV. I ONLY	18- 12	119	3- 7	63	53	68	67	2	2	
DIV. I NON-CONF.	13- 2	21	0- 0	190	96	48	46	5	5	
TOTALS	RPI 1-25	RPI 26-50	W-L RECORDS	RPI 51-100	RPI 101-150	RPI 150+				
18- 12	2- 7	1- 1	OVERALL	3- 3	4- 1	8- 0				
9- 5	1- 4	1- 1	HOME	2- 0	3- 0	2- 0				
6- 6	1- 3	0- 0	AWAY	1- 2	0- 1	4- 0				
3- 1	0- 0	0- 0	NEUTRAL	0- 1	1- 0	2- 0				
13- 2	1- 0	1- 1	NON-CONFERENCE	1- 1	2- 0	8- 0				
6- 1	1- 0	1- 1	HOME	1- 0	1- 0	2- 0				
4- 1	0- 0	0- 0	AWAY	0- 1	0- 0	4- 0				
3- 0	0- 0	0- 0	NEUTRAL	0- 0	1- 0	2- 0				
5- 10	1- 7	0- 0	CONFERENCE	2- 2	2- 1	0- 0				
3- 4	0- 4	0- 0	HOME	1- 0	2- 0	0- 0				
2- 5	1- 3	0- 0	AWAY	1- 1	0- 1	0- 0				
0- 1	0- 0	0- 0	NEUTRAL	0- 1	0- 0	0- 0				

RPI 1-25			RPI 26-50			RPI 51-100			Team's RPI: 67	RPI 101+		
RPI	S	Opponent	Score	RPI	S	Opponent	Score	RPI	S	Opponent	Score	
3	A	Duke	53 66	29	H	Penn St.	113 104	53	A	Michigan	55 68	108 N Sacred Heart 83 47
12	A	Miami (FL)	53 65	46	H	Dayton	77 89	62	A	Virginia	73 50	113 A Wake Forest 64 82
12	H	Miami (FL)	80 90					82	H	UNC Wilmington	85 55	138 H Virginia Tech 76 71
14	A	Maryland	78 69					99	A	North Carolina St.	69 80	139 H Clemson 78 49
14	H	Maryland	69 78					99	H	North Carolina St.	77 67	147 H Hartford 93 66
15	H	Florida St.	93 102					99	N	North Carolina St.	70 71	175 H Harvard 80 78
19	A	Georgia Tech	54 67									189 N Seton Hall 85 46
21	H	North Carolina	83 84									199 A Boston U. 84 65
23	H	Rutgers	84 75									246 H Northeastern 80 67
												261 A Holy Cross 98 64
												266 A Massachusetts 93 80
												307 N Dartmouth 87 61
												311 A Vermont 85 50
LAST 12 Division I GAMES:												
99	N	North Carolina St.	70 71	139	H	Clemson	78 49					
14	H	Maryland	69 78	138	H	Virginia Tech	76 71					
99	A	North Carolina St.	69 80	113	A	Wake Forest	64 82					
62	A	Virginia	73 50	15	H	Florida St.	93 102					
12	H	Miami (FL)	80 90	19	A	Georgia Tech	54 67					
3	A	Duke	53 66	99	H	North Carolina St.	77 67					

Non-Div I Games:

Boston College

■ Loss, 
 ■ Non-Conf, S Site, 
 ■ Home 
 ■ Away 
 N Neutral

Average RPI Win:	268	WON-LOST	WINNING	LAST 10	STRENGTH OF	OPP. STRENGTH	TEAM	ADJ.	CONF.	ADJ CONF.
Average RPI Loss:	147	RECORD	PCT. RANK	GAMES	SCHEDULE	OF SCHEDULE	RPI	RPI	RPI	RPI
DIV. I ONLY	17- 14	140	5- 5	275	262	205	199	30	30	
DIV. I NON-CONF.	3- 9	278	0- 0	182	191	257	257	25	25	
TOTALS	RPI 1-25	RPI 26-50	W-L RECORDS	RPI 51-100	RPI 101-150	RPI 150+				
17- 14	0- 0	0- 3	OVERALL	0- 1	2- 4	15- 6				
9- 5	0- 0	0- 1	HOME	0- 1	2- 1	7- 2				
5- 9	0- 0	0- 2	AWAY	0- 0	0- 3	5- 4				
3- 0	0- 0	0- 0	NEUTRAL	0- 0	0- 0	3- 0				
3- 9	0- 0	0- 3	NON-CONFERENCE	0- 1	0- 1	3- 4				
2- 3	0- 0	0- 1	HOME	0- 1	0- 0	2- 1				
0- 6	0- 0	0- 2	AWAY	0- 0	0- 1	0- 3				
1- 0	0- 0	0- 0	NEUTRAL	0- 0	0- 0	1- 0				
14- 5	0- 0	0- 0	CONFERENCE	0- 0	2- 3	12- 2				
7- 2	0- 0	0- 0	HOME	0- 0	2- 1	5- 1				
5- 3	0- 0	0- 0	AWAY	0- 0	0- 2	5- 1				
2- 0	0- 0	0- 0	NEUTRAL	0- 0	0- 0	2- 0				

RPI S	Opponent	Score	RPI S	Opponent	Score	RPI S	Opponent	Score	RPI S	Opponent	Score	Team's RPI: 199
			32 H St. John's (NY)	42 66	67 H Boston College	65 84	117 A Providence	55 65				
			38 A Texas	46 92			147 A Hartford	59 66				
			50 A Marist	55 71			147 H Hartford	58 50				
							147 H Hartford	53 65				
							148 A UMBC	52 62				
							148 H UMBC	65 39				
							157 A Long Island	59 71				
							175 H Harvard	58 69				
							202 A Binghamton	53 59				
							202 H Binghamton	65 60				
							202 N Binghamton	59 44				
							210 H Yale	83 64				
							226 A Albany (NY)	72 59				
							226 H Albany (NY)	68 77				
							246 A Northeastern	55 67				
							266 H Massachusetts	66 49				
							287 A New Hampshire	63 43				
							287 H New Hampshire	66 62				
							302 A Rhode Island	56 58				
							311 A Vermont	56 43				
							311 H Vermont	75 52				
							311 N Vermont	62 38				
							317 N Colgate	78 56				
							328 A Stony Brook	82 65				
							328 H Stony Brook	72 68				
							335 A Maine	71 59				
LAST 12 Division I GAMES:												
			147 H Hartford	53 65			148 A UMBC	52 62				
			202 N Binghamton	59 44			147 A Hartford	59 66				
			311 N Vermont	62 38			226 H Albany (NY)	68 77				
			311 H Vermont	75 52			335 A Maine	71 59				
			202 A Binghamton	53 59			287 H New Hampshire	66 62				
			328 H Stony Brook	72 68			202 H Binghamton	65 60				

Non-Div I Games:

Boston U.

■ Loss, 
 ■ Non-Conf, S Site, 
 ■ Home 
 ■ Away 
 N Neutral

RPI	S	Opponent	Score
335	H	Maine	78 40

B  
o  
s  
t  
o  
n  
U  
.

B  
o  
s  
t  
o  
n  
U  
.

Boston U.



## Bowling Green

Through Games Of Sunday, March 13, 2011

Average RPI Win:	169	WON-LOST	WINNING	LAST 10	STRENGTH OF	OPP. STRENGTH	TEAM	ADJ.	CONF.	ADJ CONF.
Average RPI Loss:	165	RECORD	PCT. RANK	GAMES	SCHEDULE	OF SCHEDULE	RPI	RPI	RPI	RPI
DIV. I ONLY	28- 4	10	10- 0	161	123	40	41	12	12	
DIV. I NON-CONF.	12- 1	12	0- 0	210	132	45	47	12	12	
TOTALS	RPI 1-25	RPI 26-50	W-L RECORDS	RPI 51-100	RPI 101-150	RPI 150+				
28- 4	0- 0	1- 0	OVERALL	6- 1	3- 1	18- 2				
14- 1	0- 0	1- 0	HOME	2- 1	1- 0	10- 0				
10- 3	0- 0	0- 0	AWAY	1- 0	2- 1	7- 2				
4- 0	0- 0	0- 0	NEUTRAL	3- 0	0- 0	1- 0				
12- 1	0- 0	1- 0	NON-CONFERENCE	2- 0	2- 0	7- 1				
7- 0	0- 0	1- 0	HOME	1- 0	0- 0	5- 0				
4- 1	0- 0	0- 0	AWAY	0- 0	2- 0	2- 1				
1- 0	0- 0	0- 0	NEUTRAL	1- 0	0- 0	0- 0				
16- 3	0- 0	0- 0	CONFERENCE	4- 1	1- 1	11- 1				
7- 1	0- 0	0- 0	HOME	1- 1	1- 0	5- 0				
6- 2	0- 0	0- 0	AWAY	1- 0	0- 1	5- 1				
3- 0	0- 0	0- 0	NEUTRAL	2- 0	0- 0	1- 0				

RPI S	Opponent	Score	RPI S	Opponent	Score	RPI S	Opponent	Score	RPI S	Opponent	Score
			30 H	Vanderbilt	79 68	60 H	Toledo	65 66	106 A	Kent St.	43 44
						63 N	UALR	56 47	106 H	Kent St.	80 59
						76 H	Creighton	79 53	126 A	Butler	73 64
						87 H	Central Mich.	90 62	131 A	Western Ky.	72 68
						87 N	Central Mich.	80 72	158 H	Oakland	80 46
						94 A	Eastern Mich.	60 55	168 A	Buffalo	72 61
						94 N	Eastern Mich.	51 46	168 H	Buffalo	92 68
									174 A	Northern Ill.	67 64
									180 A	Akron	47 45
									180 H	Akron	90 72
									185 H	Detroit	88 63
									208 A	Miami (OH)	73 61
									208 H	Miami (OH)	90 52
									218 A	Ohio	66 54
									218 H	Ohio	77 63
									218 N	Ohio	66 57
									232 A	Austin Peay	69 42
									237 A	Evansville	62 63
									244 H	Ball St.	61 46
									256 A	Western Mich.	55 66
									258 A	Seattle	71 51
									263 H	Canisius	82 59
									282 H	Cal St. Fullerton	91 51
									288 H	Youngstown St.	86 40
LAST 12 Division I GAMES:											
			94 N	Eastern Mich.	51 46	208 A	Miami (OH)	73 61			
			87 N	Central Mich.	80 72	218 H	Ohio	77 63			
			218 N	Ohio	66 57	94 A	Eastern Mich.	60 55			
			168 H	Buffalo	92 68	244 H	Ball St.	61 46			
			106 H	Kent St.	80 59	174 A	Northern Ill.	67 64			
			180 A	Akron	47 45	256 A	Western Mich.	55 66			

Non-Div I Games:

Bowling Green

■ Loss, 
 ■ Non-Conf, 
 ■ S Site, 
 ■ H Home 
 ■ A Away 
 N Neutral

Average RPI Win:	212	WON-LOST	WINNING	LAST 10	STRENGTH OF	OPP. STRENGTH	TEAM	ADJ.	CONF.	ADJ CONF.
Average RPI Loss:	87	RECORD	PCT. RANK	GAMES	SCHEDULE	OF SCHEDULE	RPI	RPI	RPI	RPI
DIV. I ONLY	15- 16	174	4- 6	177	82	167	169	8	8	
DIV. I NON-CONF.	7- 4	94	0- 0	275	108	152	151	8	8	
TOTALS	RPI 1-25	RPI 26-50	W-L RECORDS	RPI 51-100	RPI 101-150	RPI 150+				
15- 16	0- 1	0- 3	OVERALL	1- 6	3- 4	11- 2				
7- 6	0- 0	0- 1	HOME	0- 3	3- 1	4- 1				
6- 8	0- 1	0- 1	AWAY	1- 2	0- 3	5- 1				
2- 2	0- 0	0- 1	NEUTRAL	0- 1	0- 0	2- 0				
7- 4	0- 1	0- 0	NON-CONFERENCE	0- 1	1- 0	6- 2				
3- 1	0- 0	0- 0	HOME	0- 0	1- 0	2- 1				
3- 2	0- 1	0- 0	AWAY	0- 0	0- 0	3- 1				
1- 1	0- 0	0- 0	NEUTRAL	0- 1	0- 0	1- 0				
8- 12	0- 0	0- 3	CONFERENCE	1- 5	2- 4	5- 0				
4- 5	0- 0	0- 1	HOME	0- 3	2- 1	2- 0				
3- 6	0- 0	0- 1	AWAY	1- 2	0- 3	2- 0				
1- 1	0- 0	0- 1	NEUTRAL	0- 0	0- 0	1- 0				

RPI S	Opponent	Score	RPI S	Opponent	Score	RPI S	Opponent	Score	RPI S	Opponent	Score	Team's RPI: 169
17	A Iowa	53 91	34	A UNI	34 58	51	A Missouri St.	73 68	119	A Wichita St.	74 81	
			34	H UNI	61 71	51	H Missouri St.	58 73	119	H Wichita St.	68 49	
			34	N UNI	57 87	64	N Arizona	59 82	126	H Butler	77 63	
						76	A Creighton	58 73	129	A Indiana St.	68 84	
						76	H Creighton	50 72	129	H Indiana St.	77 69	
						85	A Illinois St.	69 83	130	A Drake	64 68	
						85	H Illinois St.	63 71	130	H Drake	65 67	
									164	A Ill.-Chicago	65 74	
									167	H Illinois	51 73	
									172	A Milwaukee	72 70	
									174	H Northern Ill.	57 48	
									204	A Eastern Ill.	77 72	
									237	A Evansville	66 59	
									237	H Evansville	65 58	
									237	N Evansville	64 47	
									268	H St. Louis	81 64	
									294	N William & Mary	65 62	
									299	A Western Ill.	62 55	
									320	A Southern Ill.	76 60	
									320	H Southern Ill.	80 44	
LAST 12 Division I GAMES:												
			34	N UNI	57 87	237	A Evansville	66 59				
			237	N Evansville	64 47	76	H Creighton	50 72				
			129	H Indiana St.	77 69	130	H Drake	65 67				
			85	H Illinois St.	63 71	119	A Wichita St.	74 81				
			34	H UNI	61 71	51	A Missouri St.	73 68				
			320	A Southern Ill.	76 60	34	A UNI	34 58				

Non-Div I Games:

Bradley

■ Loss, 
■ Non-Conf, 
■ S Site, 
■ H Home 
■ A Away 
N Neutral

Average RPI Win:	245	WON-LOST	WINNING	LAST 10	STRENGTH OF	OPP. STRENGTH	TEAM	ADJ.	CONF.	ADJ CONF.
Average RPI Loss:	205	RECORD	PCT. RANK	GAMES	SCHEDULE	OF SCHEDULE	RPI	RPI	RPI	RPI
DIV. I ONLY	10- 18	251	6- 4	285	297	283	285	28	28	
DIV. I NON-CONF.	4- 10	260	0- 0	237	279	280	281	27	27	
TOTALS	RPI 1-25	RPI 26-50	W-L RECORDS	RPI 51-100	RPI 101-150	RPI 150+				
10- 18	0- 0	1- 0	OVERALL	1- 2	0- 4	8- 12				
6- 7	0- 0	1- 0	HOME	0- 1	0- 1	5- 5				
4- 9	0- 0	0- 0	AWAY	1- 1	0- 1	3- 7				
0- 2	0- 0	0- 0	NEUTRAL	0- 0	0- 2	0- 0				
4- 10	0- 0	1- 0	NON-CONFERENCE	1- 0	0- 4	2- 6				
2- 4	0- 0	1- 0	HOME	0- 0	0- 1	1- 3				
2- 4	0- 0	0- 0	AWAY	1- 0	0- 1	1- 3				
0- 2	0- 0	0- 0	NEUTRAL	0- 0	0- 2	0- 0				
6- 8	0- 0	0- 0	CONFERENCE	0- 2	0- 0	6- 6				
4- 3	0- 0	0- 0	HOME	0- 1	0- 0	4- 2				
2- 5	0- 0	0- 0	AWAY	0- 1	0- 0	2- 4				
0- 0	0- 0	0- 0	NEUTRAL	0- 0	0- 0	0- 0				

RPI S	Opponent	Score	RPI S	Opponent	Score	RPI S	Opponent	Score	RPI S	Opponent	Score	Team's RPI: 285
43	H Florida	56 50	70	A Princeton	38 75	117	H Providence	30 55				
			70	H Princeton	48 70	121	N American	47 56				
			88	A Monmouth	75 71	128	A Central Conn. St.	44 52				
						148	N UMBC	55 75				
						168	H Buffalo	53 58				
						175	A Harvard	59 72				
						175	H Harvard	57 56				
						210	A Yale	54 66				
						210	H Yale	59 71				
						226	A Albany (NY)	54 64				
						241	A Iona	67 73				
						266	A Massachusetts	55 78				
						287	A New Hampshire	66 54				
						292	H Bryant	57 49				
						302	H Rhode Island	69 71				
						303	A Columbia	49 72				
						303	H Columbia	65 55				
						304	A Penn	43 55				
						304	H Penn	32 52				
						307	A Dartmouth	56 55				
						307	H Dartmouth	56 48				
						322	A Cornell	66 53				
						322	H Cornell	60 55				
						323	H NJIT	61 63				
LAST 12 Division I GAMES:												
303	H Columbia	65 55	175	H Harvard	57 56							
322	H Cornell	60 55	307	H Dartmouth	56 48							
307	A Dartmouth	56 55	322	A Cornell	66 53							
175	A Harvard	59 72	303	A Columbia	49 72							
70	A Princeton	38 75	304	H Penn	32 52							
304	A Penn	43 55	70	H Princeton	48 70							

Non-Div I Games:

Brown

■ Loss, 
 ■ Non-Conf, S Site, 
 ■ Home 
 ■ Away 
 N Neutral

Average RPI Win: 263		WON-LOST	WINNING	LAST 10	STRENGTH OF		OPP. STRENGTH	TEAM	ADJ.	CONF.	ADJ CONF.
Average RPI Loss: 190		RECORD	PCT. RANK	GAMES	SCHEDULE		OF SCHEDULE	RPI	RPI	RPI	RPI
DIV. I ONLY		10- 19	257	4- 6	305		276	290	292	18	18
DIV. I NON-CONF.		3- 8	266	0- 0	342		333	339	339	19	19
TOTALS		RPI 1-25	RPI 26-50		W-L RECORDS		RPI 51-100	RPI 101-150		RPI 150+	
10- 19	0- 0	0- 0		OVERALL		0- 4	0- 5		10- 10		
7- 6	0- 0	0- 0		HOME		0- 1	0- 2		7- 3		
3- 12	0- 0	0- 0		AWAY		0- 3	0- 3		3- 6		
0- 1	0- 0	0- 0		NEUTRAL		0- 0	0- 0		0- 1		
3- 8	0- 0	0- 0		NON-CONFERENCE		0- 1	0- 0		3- 7		
2- 2	0- 0	0- 0		HOME		0- 0	0- 0		2- 2		
1- 5	0- 0	0- 0		AWAY		0- 1	0- 0		1- 4		
0- 1	0- 0	0- 0		NEUTRAL		0- 0	0- 0		0- 1		
7- 11	0- 0	0- 0		CONFERENCE		0- 3	0- 5		7- 3		
5- 4	0- 0	0- 0		HOME		0- 1	0- 2		5- 1		
2- 7	0- 0	0- 0		AWAY		0- 2	0- 3		2- 2		
0- 0	0- 0	0- 0		NEUTRAL		0- 0	0- 0		0- 0		

[illegible]

Non-Div I Games:

Bryant

Loss, Non-Conf, S Site, H Home A Away N Neutral

Average RPI Win:	283	WON-LOST	WINNING	LAST 10	STRENGTH OF	OPP. STRENGTH	TEAM	ADJ.	CONF.	ADJ CONF.
Average RPI Loss:	168	RECORD	PCT. RANK	GAMES	SCHEDULE	OF SCHEDULE	RPI	RPI	RPI	RPI
DIV. I ONLY	11- 17	229	6- 4	289	234	264	265	19	20	
DIV. I NON-CONF.	3- 9	278	0- 0	327	260	332	332	21	21	
TOTALS	RPI 1-25	RPI 26-50	W-L RECORDS	RPI 51-100	RPI 101-150	RPI 150+				
11- 17	0- 0	0- 1	OVERALL	0- 2	0- 7	11- 7				
8- 5	0- 0	0- 0	HOME	0- 1	0- 2	8- 2				
3- 12	0- 0	0- 1	AWAY	0- 1	0- 5	3- 5				
0- 0	0- 0	0- 0	NEUTRAL	0- 0	0- 0	0- 0				
3- 9	0- 0	0- 1	NON-CONFERENCE	0- 0	0- 2	3- 6				
3- 2	0- 0	0- 0	HOME	0- 0	0- 0	3- 2				
0- 7	0- 0	0- 1	AWAY	0- 0	0- 2	0- 4				
0- 0	0- 0	0- 0	NEUTRAL	0- 0	0- 0	0- 0				
8- 8	0- 0	0- 0	CONFERENCE	0- 2	0- 5	8- 1				
5- 3	0- 0	0- 0	HOME	0- 1	0- 2	5- 0				
3- 5	0- 0	0- 0	AWAY	0- 1	0- 3	3- 1				
0- 0	0- 0	0- 0	NEUTRAL	0- 0	0- 0	0- 0				

RPI S	Opponent	Score	RPI S	Opponent	Score	RPI S	Opponent	Score	RPI S	Opponent	Score	Team's RPI: 265
29	A Penn St.	48 96	98	A Lehigh	39 72	121	A American	38 66				
			98	H Lehigh	48 64	121	H American	55 60				
						137	A Loyola Maryland	55 59				
						140	A Navy	41 55				
						140	A Navy	45 66				
						140	H Navy	56 62				
						148	A UMBC	57 63				
						168	H Buffalo	53 72				
						210	A Yale	58 69				
						221	A Fordham	42 64				
						241	H Iona	54 67				
						242	A Lafayette	57 49				
						242	H Lafayette	46 34				
						252	A Army	44 40				
						252	H Army	54 40				
						252	H Army	49 48				
						261	A Holy Cross	47 57				
						261	H Holy Cross	68 52				
						288	A Youngstown St.	57 71				
						298	A Wofford	75 80				
						316	H Rider	53 48				
						317	A Colgate	76 66				
						317	H Colgate	79 64				
						322	H Cornell	54 45				
						338	H Niagara	69 62				
LAST 12 Division I GAMES:												
140	A Navy	41 55	261	H Holy Cross	68 52							
252	H Army	54 40	121	A American	38 66							
252	A Army	44 40	140	A Navy	45 66							
98	A Lehigh	39 72	252	H Army	49 48							
317	H Colgate	79 64	98	H Lehigh	48 64							
242	H Lafayette	46 34	317	A Colgate	76 66							

Non-Div I Games:

Bucknell

■ Loss, 
 ■ Non-Conf, S Site, 
 ■ Home 
 ■ Away 
 N Neutral

Average RPI Win:	230	WON-LOST	WINNING	LAST 10	STRENGTH OF	OPP. STRENGTH	TEAM	ADJ.	CONF.	ADJ CONF.
Average RPI Loss:	100	RECORD	PCT. RANK	GAMES	SCHEDULE	OF SCHEDULE	RPI	RPI	RPI	RPI
DIV. I ONLY	16- 15	161	5- 5	185	135	164	168	12	12	
DIV. I NON-CONF.	7- 6	154	0- 0	270	187	195	196	12	12	
TOTALS	RPI 1-25	RPI 26-50	W-L RECORDS	RPI 51-100	RPI 101-150	RPI 150+				
16- 15	0- 0	0- 3	OVERALL	2- 5	0- 3	14- 4				
7- 7	0- 0	0- 1	HOME	0- 2	0- 1	7- 3				
7- 5	0- 0	0- 2	AWAY	2- 1	0- 1	5- 1				
2- 3	0- 0	0- 0	NEUTRAL	0- 2	0- 1	2- 0				
7- 6	0- 0	0- 1	NON-CONFERENCE	0- 3	0- 1	7- 1				
2- 3	0- 0	0- 0	HOME	0- 2	0- 0	2- 1				
3- 1	0- 0	0- 1	AWAY	0- 0	0- 0	3- 0				
2- 2	0- 0	0- 0	NEUTRAL	0- 1	0- 1	2- 0				
9- 9	0- 0	0- 2	CONFERENCE	2- 2	0- 2	7- 3				
5- 4	0- 0	0- 1	HOME	0- 0	0- 1	5- 2				
4- 4	0- 0	0- 1	AWAY	2- 1	0- 1	2- 1				
0- 1	0- 0	0- 0	NEUTRAL	0- 1	0- 0	0- 0				

RPI S	Opponent	Score	RPI S	Opponent	Score	RPI S	Opponent	Score	RPI S	Opponent	Score	Team's RPI: 168
37	A Temple	64 74	52	H Duquesne	53 67	106	A Kent St.	52 72				
41	A Bowling Green	68 92	53	N Michigan	49 69	106	H Kent St.	63 72				
41	H Bowling Green	61 72	60	A Toledo	53 67	124	N Mississippi St.	58 72				
			73	H St. Bonaventure	47 56	153	H Cleveland St.	69 78				
			87	A Central Mich.	92 89	174	H Northern Ill.	53 61				
			87	N Central Mich.	69 90	176	H Howard	86 63				
			94	A Eastern Mich.	70 68	180	A Akron	61 45				
						180	H Akron	67 71				
						208	A Miami (OH)	89 94				
						208	H Miami (OH)	77 74				
						218	A Ohio	65 51				
						218	H Ohio	70 65				
						244	H Ball St.	82 73				
						244	H Ball St.	77 61				
						256	H Western Mich.	53 39				
						263	A Canisius	79 50				
						265	A Bucknell	72 53				
						285	A Brown	58 53				
						294	N William & Mary	66 56				
						316	N Rider	67 51				
						338	H Niagara	58 42				
LAST 12 Division I GAMES:												
87	N Central Mich.	69 90	180	H Akron	67 71							
244	H Ball St.	82 73	174	H Northern Ill.	53 61							
41	A Bowling Green	68 92	256	H Western Mich.	53 39							
218	H Ohio	70 65	94	A Eastern Mich.	70 68							
208	H Miami (OH)	77 74	244	H Ball St.	77 61							
106	A Kent St.	52 72	87	A Central Mich.	92 89							

Non-Div I Games:

Buffalo

■ Loss, 
 ■ Non-Conf, 
 ■ S Site, 
 ■ H Home 
 ■ A Away 
 N Neutral

Average RPI Win: <b>222</b>	WON-LOST	WINNING	LAST 10	STRENGTH OF	OPP. STRENGTH	TEAM	ADJ.	CONF.	ADJ CONF.
Average RPI Loss: <b>105</b>	RECORD	PCT. RANK	GAMES	SCHEDULE	OF SCHEDULE	RPI	RPI	RPI	RPI
DIV. I ONLY	<b>19- 13</b>	<b>125</b>	<b>6- 4</b>	<b>174</b>	<b>147</b>	<b>126</b>	<b>126</b>	<b>14</b>	<b>14</b>
DIV. I NON-CONF.	<b>5- 6</b>	<b>192</b>	<b>0- 0</b>	<b>265</b>	<b>80</b>	<b>217</b>	<b>213</b>	<b>15</b>	<b>15</b>
TOTALS	RPI 1-25	RPI 26-50	W-L RECORDS	RPI 51-100	RPI 101-150	RPI 150+			
19- 13	0- 4	0- 1	OVERALL	0- 1	1- 1	18- 6			
9- 4	0- 1	0- 1	HOME	0- 0	1- 0	8- 2			
7- 8	0- 3	0- 0	AWAY	0- 1	0- 0	7- 4			
3- 1	0- 0	0- 0	NEUTRAL	0- 0	0- 1	3- 0			
5- 6	0- 1	0- 1	NON-CONFERENCE	0- 1	1- 1	4- 2			
2- 1	0- 0	0- 1	HOME	0- 0	1- 0	1- 0			
1- 4	0- 1	0- 0	AWAY	0- 1	0- 0	1- 2			
2- 1	0- 0	0- 0	NEUTRAL	0- 0	0- 1	2- 0			
14- 7	0- 3	0- 0	CONFERENCE	0- 0	0- 0	14- 4			
7- 3	0- 1	0- 0	HOME	0- 0	0- 0	7- 2			
6- 4	0- 2	0- 0	AWAY	0- 0	0- 0	6- 2			
1- 0	0- 0	0- 0	NEUTRAL	0- 0	0- 0	1- 0			

RPI 1-25				RPI 26-50				RPI 51-100				RPI 101+ Team's RPI: 126			
RPI	S	Opponent	Score	RPI	S	Opponent	Score	RPI	S	Opponent	Score	RPI	S	Opponent	Score
10	A	Notre Dame	54 <b>85</b>	41	H	Bowling Green	64 <b>73</b>	55	A	South Carolina	54 <b>67</b>	113	N	Wake Forest	81 <b>86</b>
22	A	Green Bay	63 <b>74</b>									129	H	Indiana St.	81 72
22	A	Green Bay	57 <b>93</b>									153	A	Cleveland St.	64 <b>69</b>
22	H	Green Bay	62 <b>66</b>									153	H	Cleveland St.	73 65
												153	N	Cleveland St.	68 54
												160	A	Wright St.	70 58
												160	H	Wright St.	68 <b>70</b>
												164	A	Ill.-Chicago	66 61
												164	H	Ill.-Chicago	78 57
												169	A	Bradley	63 <b>77</b>
												172	A	Milwaukee	66 <b>73</b>
												172	H	Milwaukee	72 64
												185	A	Detroit	72 66
												185	H	Detroit	64 38
												185	H	Detroit	51 <b>55</b>
												237	A	Evansville	49 <b>51</b>
												244	A	Ball St.	105 98
												250	A	Loyola (IL)	64 60
												250	H	Loyola (IL)	69 53
												268	H	St. Louis	69 62
												274	A	Valparaiso	58 47
												274	H	Valparaiso	61 49
												277	N	Coastal Caro.	71 63
												288	A	Youngstown St.	73 56
												288	H	Youngstown St.	88 69
												337	N	IUPUI	63 51
LAST 12 Division I GAMES:															
		22	A	Green Bay	63	<b>74</b>				250	H	Loyola (IL)	69	53	
		153	N	Cleveland St.	68	54				164	H	Ill.-Chicago	78	57	
		185	H	Detroit	64	38				153	A	Cleveland St.	64	<b>69</b>	
		274	A	Valparaiso	58	47				288	A	Youngstown St.	73	56	
		22	A	Green Bay	57	<b>93</b>				160	H	Wright St.	68	<b>70</b>	
		172	A	Milwaukee	66	<b>73</b>				185	H	Detroit	51	<b>55</b>	

Non-Div I Games: Ohio Dominican 69 50

Butler

■ Loss, 
■ Non-Conf, 
■ S Site, 
■ H Home 
■ A Away 
N Neutral

Average RPI Win:	237	WON-LOST	WINNING	LAST 10	STRENGTH OF	OPP. STRENGTH	TEAM	ADJ.	CONF.	ADJ CONF.
Average RPI Loss:	145	RECORD	PCT. RANK	GAMES	SCHEDULE	OF SCHEDULE	RPI	RPI	RPI	RPI
DIV. I ONLY	18- 12	119	6- 4	283	186	172	170	20	19	
DIV. I NON-CONF.	4- 7	224	0- 0	287	89	265	262	18	18	
TOTALS	RPI 1-25	RPI 26-50	W-L RECORDS	RPI 51-100	RPI 101-150	RPI 150+				
18- 12	0- 0	1- 1	OVERALL	0- 1	3- 6	14- 4				
9- 3	0- 0	0- 0	HOME	0- 0	2- 1	7- 2				
8- 7	0- 0	1- 1	AWAY	0- 0	1- 4	6- 2				
1- 2	0- 0	0- 0	NEUTRAL	0- 1	0- 1	1- 0				
4- 7	0- 0	1- 1	NON-CONFERENCE	0- 1	0- 2	3- 3				
1- 2	0- 0	0- 0	HOME	0- 0	0- 0	1- 2				
3- 4	0- 0	1- 1	AWAY	0- 0	0- 2	2- 1				
0- 1	0- 0	0- 0	NEUTRAL	0- 1	0- 0	0- 0				
14- 5	0- 0	0- 0	CONFERENCE	0- 0	3- 4	11- 1				
8- 1	0- 0	0- 0	HOME	0- 0	2- 1	6- 0				
5- 3	0- 0	0- 0	AWAY	0- 0	1- 2	4- 1				
1- 1	0- 0	0- 0	NEUTRAL	0- 0	0- 1	1- 0				

RPI S	Opponent	Score	RPI S	Opponent	Score	RPI S	Opponent	Score	RPI S	Opponent	Score	Team's RPI: 170
40	A Arizona St.	58 69	84	N Lamar	83 86	101	A UC Davis	61 81				
47	A Fresno St.	72 67				101	H UC Davis	74 65				
						101	N UC Davis	49 66				
						107	A Pepperdine	45 80				
						114	A UC Riverside	70 78				
						114	H UC Riverside	57 48				
						120	A Minnesota	52 66				
						122	A UC Santa Barbara	54 51				
						122	H UC Santa Barbara	64 78				
						167	A Illinois	63 104				
						183	A UC Irvine	72 70				
						183	H UC Irvine	80 70				
						223	H Loyola Marymount	58 77				
						247	H Santa Clara	65 73				
						258	A Seattle	74 57				
						280	A Pacific	83 73				
						280	H Pacific	84 74				
						280	N Pacific	70 55				
						282	A Cal St. Fullerton	75 72				
						282	H Cal St. Fullerton	78 58				
						282	H Cal St. Fullerton	73 70				
						300	A Long Beach St.	83 72				
						300	H Long Beach St.	61 48				
						315	A Cal St. Northridge	65 68				
						315	H Cal St. Northridge	82 52				
						324	H San Francisco	80 55				
LAST 12 Division I GAMES:												
101	N UC Davis	49 66	114	A UC Riverside	70 78							
280	N Pacific	70 55	315	A Cal St. Northridge	65 68							
282	H Cal St. Fullerton	73 70	183	H UC Irvine	80 70							
122	H UC Santa Barbara	64 78	280	A Pacific	83 73							
300	H Long Beach St.	61 48	101	A UC Davis	61 81							
282	H Cal St. Fullerton	78 58	122	A UC Santa Barbara	54 51							

Non-Div I Games:

Cal Poly

■ Loss, 
 ■ Non-Conf, S Site, 
 ■ Home 
 ■ Away 
 N Neutral



RPI	S	Opponent	Score
334	A	San Jose St.	73 64

Cal Poly

C  
a  
l  
P  
o  
l  
y

C  
a  
l  
P  
o  
l  
y

Average RPI Win:	<b>243</b>	WON-LOST	WINNING	LAST 10	STRENGTH OF	OPP. STRENGTH	TEAM	ADJ.	CONF.	ADJ CONF.
Average RPI Loss:	<b>144</b>	RECORD	PCT. RANK	GAMES	SCHEDULE	OF SCHEDULE	RPI	RPI	RPI	RPI
DIV. I ONLY	<b>17- 11</b>	<b>116</b>	<b>7- 2</b>	<b>327</b>	<b>140</b>	<b>196</b>	<b>197</b>	<b>31</b>	<b>31</b>	
DIV. I NON-CONF.	<b>13- 10</b>	<b>133</b>	<b>5- 1</b>	<b>268</b>	<b>189</b>	<b>186</b>	<b>186</b>	<b>29</b>	<b>29</b>	
TOTALS	RPI 1-25	RPI 26-50	W-L RECORDS	RPI 51-100	RPI 101-150	RPI 150+				
17- 11	0- 1	0- 2	OVERALL	0- 0	2- 2	15- 6				
7- 3	0- 0	0- 2	HOME	0- 0	1- 1	6- 0				
7- 7	0- 1	0- 0	AWAY	0- 0	1- 1	6- 5				
3- 1	0- 0	0- 0	NEUTRAL	0- 0	0- 0	3- 1				
13- 10	0- 1	0- 2	NON-CONFERENCE	0- 0	2- 2	11- 5				
4- 3	0- 0	0- 2	HOME	0- 0	1- 1	3- 0				
6- 6	0- 1	0- 0	AWAY	0- 0	1- 1	5- 4				
3- 1	0- 0	0- 0	NEUTRAL	0- 0	0- 0	3- 1				
4- 1	0- 0	0- 0	CONFERENCE	0- 0	0- 0	4- 1				
3- 0	0- 0	0- 0	HOME	0- 0	0- 0	3- 0				
1- 1	0- 0	0- 0	AWAY	0- 0	0- 0	1- 1				
0- 0	0- 0	0- 0	NEUTRAL	0- 0	0- 0	0- 0				

RPI 1-25				RPI 26-50				RPI 51-100				RPI 101+ Team's RPI: 197			
RPI	S	Opponent	Score	RPI	S	Opponent	Score	RPI	S	Opponent	Score	RPI	S	Opponent	Score
12	A	Miami (FL)	61 <b>86</b>	46	H	Dayton	78 <b>98</b>					114	A	UC Riverside	71 <b>82</b>
				47	H	Fresno St.	67 <b>75</b>					122	H	UC Santa Barbara	83 <b>86</b>
												134	H	Montana	74 54
												135	A	FIU	68 64
												151	A	San Diego St.	73 62
												152	A	Montana St.	61 <b>75</b>
												154	A	Oregon	82 78
												163	N	Idaho	59 <b>69</b>
												183	A	UC Irvine	85 74
												208	A	Miami (OH)	92 <b>101</b>
												215	A	Oregon St.	59 <b>68</b>
												235	H	SIU Edwardsville	94 68
												236	A	Hawaii	74 <b>84</b>
												239	N	UNLV	66 63
												247	H	Santa Clara	66 53
												258	A	Seattle	77 71
												258	H	Seattle	81 65
												271	A	Longwood	65 <b>77</b>
												271	H	Longwood	78 70
												282	A	Cal St. Fullerton	71 66
												303	N	Columbia	81 69
												314	A	Utah Valley	81 74
												315	H	Cal St. Northridge	71 46
												318	H	Weber St.	72 58
												330	N	Sacramento St.	97 88
LAST 12 Division I GAMES:															
183	A	UC Irvine	85 74	282	A	Cal St. Fullerton	71 66								
235	H	SIU Edwardsville	94 68	114	A	UC Riverside	71 <b>82</b>								
315	H	Cal St. Northridge	71 46	258	H	Seattle	81 65								
271	H	Longwood	78 70	318	H	Weber St.	72 58								
258	A	Seattle	77 71	303	N	Columbia	81 69								
271	A	Longwood	65 <b>77</b>	236	A	Hawaii	74 <b>84</b>								

Non-Div I Games: Concordia (CA) 90 63 Dominican (CA) 97 44

Cal St. Bakersfield

■ Loss, 
 ■ Non-Conf, S Site, 
 ■ Home 
 ■ Away 
 N Neutral

Average RPI Win:	282	WON-LOST	WINNING	LAST 10	STRENGTH OF	OPP. STRENGTH	TEAM	ADJ.	CONF.	ADJ CONF.
Average RPI Loss:	156	RECORD	PCT. RANK	GAMES	SCHEDULE	OF SCHEDULE	RPI	RPI	RPI	RPI
DIV. I ONLY	9- 21	269	2- 8	240	235	285	282	20	19	
DIV. I NON-CONF.	4- 9	253	0- 1	230	268	268	268	18	18	
TOTALS	RPI 1-25	RPI 26-50	W-L RECORDS	RPI 51-100	RPI 101-150	RPI 150+				
9- 21	0- 0	0- 2	OVERALL	0- 2	1- 6	8- 11				
6- 6	0- 0	0- 0	HOME	0- 0	0- 3	6- 3				
3- 14	0- 0	0- 2	AWAY	0- 1	1- 3	2- 8				
0- 1	0- 0	0- 0	NEUTRAL	0- 1	0- 0	0- 0				
4- 9	0- 0	0- 2	NON-CONFERENCE	0- 2	0- 1	4- 4				
3- 1	0- 0	0- 0	HOME	0- 0	0- 0	3- 1				
1- 7	0- 0	0- 2	AWAY	0- 1	0- 1	1- 3				
0- 1	0- 0	0- 0	NEUTRAL	0- 1	0- 0	0- 0				
5- 12	0- 0	0- 0	CONFERENCE	0- 0	1- 5	4- 7				
3- 5	0- 0	0- 0	HOME	0- 0	0- 3	3- 2				
2- 7	0- 0	0- 0	AWAY	0- 0	1- 2	1- 5				
0- 0	0- 0	0- 0	NEUTRAL	0- 0	0- 0	0- 0				

RPI S	Opponent	Score	RPI S	Opponent	Score	RPI S	Opponent	Score	RPI S	Opponent	Score	Team's RPI: 282
			41 A	Bowling Green	51 91	72 N	Tulane	62 80	101 A	UC Davis	58 56	
			42 A	Gonzaga	52 101	83 A	California	62 74	101 H	UC Davis	58 73	
									107 A	Pepperdine	52 80	
									114 A	UC Riverside	60 74	
									114 H	UC Riverside	61 73	
									122 A	UC Santa Barbara	32 69	
									122 H	UC Santa Barbara	70 73	
									170 A	Cal Poly	58 78	
									170 A	Cal Poly	70 73	
									170 H	Cal Poly	72 75	
									183 A	UC Irvine	77 81	
									183 H	UC Irvine	65 70	
									197 H	Cal St. Bakersfield	66 71	
									200 A	San Diego	60 71	
									223 A	Loyola Marymount	76 77	
									258 A	Seattle	63 58	
									267 A	Eastern Wash.	70 80	
									280 A	Pacific	65 69	
									280 H	Pacific	72 67	
									300 A	Long Beach St.	77 65	
									300 H	Long Beach St.	64 48	
									315 A	Cal St. Northridge	65 71	
									315 H	Cal St. Northridge	75 67	
									324 H	San Francisco	69 66	
									330 H	Sacramento St.	100 74	
									334 H	San Jose St.	76 45	
LAST 12 Division I GAMES:												
			170 A	Cal Poly	70 73	114 A	UC Riverside	60 74				
			101 H	UC Davis	58 73	183 A	UC Irvine	77 81				
			170 A	Cal Poly	58 78	300 H	Long Beach St.	64 48				
			280 H	Pacific	72 67	197 H	Cal St. Bakersfield	66 71				
			122 H	UC Santa Barbara	70 73	122 A	UC Santa Barbara	32 69				
			315 A	Cal St. Northridge	65 71	300 A	Long Beach St.	77 65				

Non-Div I Games:

Cal St. Fullerton

■ Loss, 
 ■ Non-Conf, 
 ■ S Site, 
 ■ Home 
 ■ Away 
 N Neutral

Average RPI Win:	229	WON-LOST	WINNING	LAST 10	STRENGTH OF	OPP. STRENGTH	TEAM	ADJ.	CONF.	ADJ CONF.
Average RPI Loss:	170	RECORD	PCT. RANK	GAMES	SCHEDULE	OF SCHEDULE	RPI	RPI	RPI	RPI
DIV. I ONLY	4- 26	330	3- 7	190	209	315	315	20	19	
DIV. I NON-CONF.	0- 14	334	0- 1	181	207	328	329	18	18	
TOTALS	RPI 1-25	RPI 26-50	W-L RECORDS	RPI 51-100	RPI 101-150	RPI 150+				
4- 26	0- 0	0- 1	OVERALL	0- 1	0- 11	4- 13				
2- 12	0- 0	0- 0	HOME	0- 0	0- 7	2- 5				
2- 12	0- 0	0- 1	AWAY	0- 0	0- 4	2- 7				
0- 2	0- 0	0- 0	NEUTRAL	0- 1	0- 0	0- 1				
0- 14	0- 0	0- 1	NON-CONFERENCE	0- 1	0- 5	0- 7				
0- 6	0- 0	0- 0	HOME	0- 0	0- 4	0- 2				
0- 6	0- 0	0- 1	AWAY	0- 0	0- 1	0- 4				
0- 2	0- 0	0- 0	NEUTRAL	0- 1	0- 0	0- 1				
4- 12	0- 0	0- 0	CONFERENCE	0- 0	0- 6	4- 6				
2- 6	0- 0	0- 0	HOME	0- 0	0- 3	2- 3				
2- 6	0- 0	0- 0	AWAY	0- 0	0- 3	2- 3				
0- 0	0- 0	0- 0	NEUTRAL	0- 0	0- 0	0- 0				

RPI S	Opponent	Score	RPI S	Opponent	Score	RPI S	Opponent	Score	RPI S	Opponent	Score	Team's RPI: 315
33	A Iowa St.	47 93	94	N Eastern Mich.	68 79	101	A UC Davis	56 78	101	H UC Davis	44 56	
						107	H Pepperdine	74 108	114	A UC Riverside	53 64	
						114	H UC Riverside	48 77	119	H Wichita St.	58 67	
						122	A UC Santa Barbara	52 71	122	H UC Santa Barbara	48 71	
						136	H Chattanooga	68 74	141	H Washington	55 73	
						144	A UTEP	59 79	170	A Cal Poly	52 82	
						170	H Cal Poly	68 65	183	A UC Irvine	82 72	
						183	H UC Irvine	53 59	187	A New Mexico St.	59 66	
						197	A Cal St. Bakersfield	46 71	200	H San Diego	50 66	
						209	A South Dakota	62 71	209	A South Dakota	62 71	
						215	N Oregon St.	32 49	215	N Oregon St.	32 49	
						223	H Loyola Marymount	52 69	223	H Loyola Marymount	52 69	
						236	A Hawaii	58 66	236	A Hawaii	58 66	
						280	A Pacific	74 68	280	A Pacific	74 68	
						280	H Pacific	49 63	280	H Pacific	49 63	
						282	A Cal St. Fullerton	67 75	282	A Cal St. Fullerton	67 75	
						282	H Cal St. Fullerton	71 65	282	H Cal St. Fullerton	71 65	
LAST 12 Division I GAMES:												
280	H Pacific	49 63	300	A Long Beach St.	64 74							
101	H UC Davis	44 56	183	A UC Irvine	82 72							
122	A UC Santa Barbara	52 71	114	H UC Riverside	48 77							
197	A Cal St. Bakersfield	46 71	122	H UC Santa Barbara	48 71							
170	H Cal Poly	68 65	183	H UC Irvine	53 59							
282	H Cal St. Fullerton	71 65	170	A Cal Poly	52 82							

Non-Div I Games:

Cal St. Northridge

■ Loss, 
 ■ Non-Conf, 
 ■ S Site, 
 ■ Home 
 ■ A Away 
 N Neutral

RPI	S	Opponent	Score
300	A	Long Beach St.	64 74
300	H	Long Beach St.	50 64

Cal St. Northridge  
i  
d  
g  
e

C  
a  
l  
S  
t  
.  
N  
o  
r  
t  
h  
r  
i  
d  
g  
e

# California

Through Games Of Sunday, March 13, 2011

Average RPI Win:	146	WON-LOST	WINNING	LAST 10	STRENGTH OF	OPP. STRENGTH	TEAM	ADJ.	CONF.	ADJ CONF.
Average RPI Loss:	70	RECORD	PCT. RANK	GAMES	SCHEDULE	OF SCHEDULE	RPI	RPI	RPI	RPI
DIV. I ONLY	17- 15	156	3- 7	72	33	88	83	6	6	
DIV. I NON-CONF.	8- 3	57	0- 0	172	41	73	72	6	6	
TOTALS	RPI 1-25	RPI 26-50	W-L RECORDS	RPI 51-100	RPI 101-150	RPI 150+				
17- 15	1- 6	3- 3	OVERALL	3- 0	2- 2	8- 4				
10- 5	1- 2	2- 0	HOME	2- 0	1- 1	4- 2				
4- 8	0- 3	0- 2	AWAY	1- 0	0- 1	3- 2				
3- 2	0- 1	1- 1	NEUTRAL	0- 0	1- 0	1- 0				
8- 3	1- 1	0- 1	NON-CONFERENCE	1- 0	1- 0	5- 1				
6- 0	1- 0	0- 0	HOME	1- 0	1- 0	3- 0				
1- 2	0- 1	0- 0	AWAY	0- 0	0- 0	1- 1				
1- 1	0- 0	0- 1	NEUTRAL	0- 0	0- 0	1- 0				
9- 12	0- 5	3- 2	CONFERENCE	2- 0	1- 2	3- 3				
4- 5	0- 2	2- 0	HOME	1- 0	0- 1	1- 2				
3- 6	0- 2	0- 2	AWAY	1- 0	0- 1	2- 1				
2- 1	0- 1	1- 0	NEUTRAL	0- 0	1- 0	0- 0				

RPI S	Opponent	Score	RPI S	Opponent	Score	RPI S	Opponent	Score	RPI S	Opponent	Score
5	A Stanford	51 75	28	N Texas Tech	43 50	64	A Arizona	73 63	132	H Portland St.	82 49
5	H Stanford	45 78	40	A Arizona St.	44 45	64	H Arizona	80 60	141	A Washington	48 57
6	A Texas A&M	58 74	40	H Arizona St.	67 55	93	H St. Mary's (CA)	89 63	141	H Washington	49 60
9	A UCLA	48 63	40	N Arizona St.	48 43				141	N Washington	58 48
9	H UCLA	56 65	44	A Southern California	67 80				154	A Oregon	81 65
9	N UCLA	50 63	44	H Southern California	82 71				154	H Oregon	46 60
23	H Rutgers	66 57							155	A Washington St.	63 77
									155	H Washington St.	66 68
									156	A New Mexico	54 63
									167	A Illinois	65 61
									210	H Yale	64 41
									215	A Oregon St.	60 47
									215	H Oregon St.	58 49
									282	H Cal St. Fullerton	74 62
									290	N Texas-Arlington	81 56
									300	H Long Beach St.	82 56
LAST 12 Division I GAMES:											
	9	N UCLA	50	63	44	A Southern California	67	80			
	40	N Arizona St.	48	43	9	A UCLA	48	63			
	141	N Washington	58	48	155	H Washington St.	66	68			
	5	A Stanford	51	75	141	H Washington	49	60			
	215	H Oregon St.	58	49	40	A Arizona St.	44	45			
	154	H Oregon	46	60	64	A Arizona	73	63			

Non-Div I Games:

California

Loss, Non-Conf, S Site, H Home A Away N Neutral

Average RPI Win:	248	WON-LOST	WINNING	LAST 10	STRENGTH OF	OPP. STRENGTH	TEAM	ADJ.	CONF.	ADJ CONF.
Average RPI Loss:	203	RECORD	PCT. RANK	GAMES	SCHEDULE	OF SCHEDULE	RPI	RPI	RPI	RPI
DIV. I ONLY	13- 17	203	5- 5	294	285	258	260	21	21	
DIV. I NON-CONF.	1- 8	320	0- 0	316	293	340	340	24	24	
TOTALS	RPI 1-25	RPI 26-50	W-L RECORDS	RPI 51-100	RPI 101-150	RPI 150+				
13- 17	0- 0	0- 0	OVERALL	0- 4	1- 1	12- 12				
9- 5	0- 0	0- 0	HOME	0- 2	1- 0	8- 3				
4- 10	0- 0	0- 0	AWAY	0- 1	0- 1	4- 8				
0- 2	0- 0	0- 0	NEUTRAL	0- 1	0- 0	0- 1				
1- 8	0- 0	0- 0	NON-CONFERENCE	0- 2	0- 0	1- 6				
1- 3	0- 0	0- 0	HOME	0- 1	0- 0	1- 2				
0- 4	0- 0	0- 0	AWAY	0- 0	0- 0	0- 4				
0- 1	0- 0	0- 0	NEUTRAL	0- 1	0- 0	0- 0				
12- 9	0- 0	0- 0	CONFERENCE	0- 2	1- 1	11- 6				
8- 2	0- 0	0- 0	HOME	0- 1	1- 0	7- 1				
4- 6	0- 0	0- 0	AWAY	0- 1	0- 1	4- 4				
0- 1	0- 0	0- 0	NEUTRAL	0- 0	0- 0	0- 1				

RPI S	Opponent	Score	RPI S	Opponent	Score	RPI S	Opponent	Score	RPI S	Opponent	Score	Team's RPI: 260
						57 N	Appalachian St.	67 84	102 A	East Tenn. St.	61 76	
						82 H	UNC Wilmington	80 83	102 H	East Tenn. St.	60 57	
						91 A	Fla. Gulf Coast	51 60	184 H	High Point	51 74	
						91 H	Fla. Gulf Coast	42 62	191 A	Stetson	67 81	
									191 H	Stetson	93 80	
									195 A	S.C. Upstate	71 85	
									195 H	S.C. Upstate	98 70	
									212 A	Jacksonville	65 63	
									212 H	Jacksonville	77 65	
									243 A	North Florida	62 65	
									243 H	North Florida	80 73	
									249 A	Belmont	60 57	
									249 H	Belmont	45 54	
									249 N	Belmont	42 54	
									270 A	Kennesaw St.	60 71	
									270 H	Kennesaw St.	68 58	
									271 A	Longwood	48 71	
									277 A	Coastal Caro.	52 58	
									281 A	Lipscomb	81 66	
									281 H	Lipscomb	79 63	
									283 H	UNC Asheville	75 78	
									298 A	Wofford	81 85	
									310 A	Presbyterian	51 53	
									325 H	N.C. Central	67 61	
									332 A	Mercer	77 64	
									332 H	Mercer	68 46	
LAST 12 Division I GAMES:												
			249 N	Belmont	42 54		249 H	Belmont	45 54			
			195 H	S.C. Upstate	98 70		270 A	Kennesaw St.	60 71			
			102 H	East Tenn. St.	60 57		332 A	Mercer	77 64			
			91 A	Fla. Gulf Coast	51 60		212 A	Jacksonville	65 63			
			191 A	Stetson	67 81		243 A	North Florida	62 65			
			281 H	Lipscomb	79 63		91 H	Fla. Gulf Coast	42 62			

Non-Div I Games:

Campbell

■ Loss, 
 ■ Non-Conf, 
 ■ S Site, 
 ■ Home 
 ■ A Away 
 N Neutral

## Canisius

Through Games Of Sunday, March 13, 2011

Average RPI Win:	295	WON-LOST	WINNING	LAST 10	STRENGTH OF	OPP. STRENGTH	TEAM	ADJ.	CONF.	ADJ CONF.
Average RPI Loss:	153	RECORD	PCT. RANK	GAMES	SCHEDULE	OF SCHEDULE	RPI	RPI	RPI	RPI
DIV. I ONLY	11- 20	253	5- 5	250	261	265	263	23	23	
DIV. I NON-CONF.	4- 7	224	0- 0	120	250	200	197	23	23	
TOTALS	RPI 1-25	RPI 26-50	W-L RECORDS	RPI 51-100	RPI 101-150	RPI 150+				
11- 20	0- 0	0- 3	OVERALL	0- 3	0- 4	11- 10				
6- 8	0- 0	0- 1	HOME	0- 1	0- 2	6- 4				
4- 11	0- 0	0- 2	AWAY	0- 2	0- 1	4- 6				
1- 1	0- 0	0- 0	NEUTRAL	0- 0	0- 1	1- 0				
4- 7	0- 0	0- 1	NON-CONFERENCE	0- 3	0- 1	4- 2				
2- 3	0- 0	0- 0	HOME	0- 1	0- 1	2- 1				
2- 4	0- 0	0- 1	AWAY	0- 2	0- 0	2- 1				
0- 0	0- 0	0- 0	NEUTRAL	0- 0	0- 0	0- 0				
7- 13	0- 0	0- 2	CONFERENCE	0- 0	0- 3	7- 8				
4- 5	0- 0	0- 1	HOME	0- 0	0- 1	4- 3				
2- 7	0- 0	0- 1	AWAY	0- 0	0- 1	2- 5				
1- 1	0- 0	0- 0	NEUTRAL	0- 0	0- 1	1- 0				

RPI S	Opponent	Score	RPI S	Opponent	Score	RPI S	Opponent	Score	RPI S	Opponent	Score	Team's RPI: 263
			41 A Bowling Green	59 82		52 H Duquesne	35 59		106 H Kent St.	54 60		
			50 A Marist	60 72		73 A St. Bonaventure	41 74		137 A Loyola Maryland	49 57		
			50 H Marist	40 59		94 A Eastern Mich.	40 76		137 H Loyola Maryland	65 71		
									137 N Loyola Maryland	53 68		
									168 H Buffalo	50 79		
									173 A Manhattan	42 54		
									173 H Manhattan	30 55		
									202 A Binghamton	50 66		
									213 A Siena	32 40		
									213 H Siena	60 48		
									227 H Towson	58 52		
									231 A Fairfield	52 63		
									231 H Fairfield	51 60		
									241 A Iona	58 73		
									241 H Iona	56 66		
									257 H Md.-East. Shore	58 48		
									291 A St. Peter's	69 50		
									291 H St. Peter's	60 56		
									316 A Rider	58 68		
									316 H Rider	70 28		
									317 A Colgate	70 65		
									322 A Cornell	66 58		
									338 A Niagara	56 49		
									338 H Niagara	55 27		
									338 N Niagara	63 52		
LAST 12 Division I GAMES:												
			137 N Loyola Maryland	53 68		50 A Marist	60 72					
			338 N Niagara	63 52		338 A Niagara	56 49					
			213 A Siena	32 40		173 A Manhattan	42 54					
			338 H Niagara	55 27		291 A St. Peter's	69 50					
			316 H Rider	70 28		137 H Loyola Maryland	65 71					
			241 H Iona	56 66		173 H Manhattan	30 55					

Non-Div I Games:

Canisius

■ Loss, 
 ■ Non-Conf, 
 ■ S Site, 
 ■ H Home 
 ■ A Away 
 N Neutral



## Centenary (LA)

Through Games Of Sunday, March 13, 2011

Average RPI Win:	337	WON-LOST	WINNING	LAST 10	STRENGTH OF	OPP. STRENGTH	TEAM	ADJ.	CONF.	ADJ CONF.
Average RPI Loss:	207	RECORD	PCT. RANK	GAMES	SCHEDULE	OF SCHEDULE	RPI	RPI	RPI	RPI
DIV. I ONLY	1- 24	341	1- 9	272	328	342	342	26	26	
DIV. I NON-CONF.	0- 7	334	0- 0	211	320	336	336	28	28	
TOTALS	RPI 1-25	RPI 26-50	W-L RECORDS	RPI 51-100	RPI 101-150	RPI 150+				
1- 24	0- 0	0- 0	OVERALL	0- 1	0- 5	1- 18				
1- 11	0- 0	0- 0	HOME	0- 0	0- 2	1- 9				
0- 13	0- 0	0- 0	AWAY	0- 1	0- 3	0- 9				
0- 0	0- 0	0- 0	NEUTRAL	0- 0	0- 0	0- 0				
0- 7	0- 0	0- 0	NON-CONFERENCE	0- 1	0- 1	0- 5				
0- 3	0- 0	0- 0	HOME	0- 0	0- 0	0- 3				
0- 4	0- 0	0- 0	AWAY	0- 1	0- 1	0- 2				
0- 0	0- 0	0- 0	NEUTRAL	0- 0	0- 0	0- 0				
1- 17	0- 0	0- 0	CONFERENCE	0- 0	0- 4	1- 13				
1- 8	0- 0	0- 0	HOME	0- 0	0- 2	1- 6				
0- 9	0- 0	0- 0	AWAY	0- 0	0- 2	0- 7				
0- 0	0- 0	0- 0	NEUTRAL	0- 0	0- 0	0- 0				

RPI 1-25			RPI 26-50			RPI 51-100			RPI 101+			Team's RPI: 342
RPI	S	Opponent	Score	RPI	S	Opponent	Score	RPI	S	Opponent	Score	
						89 A Oklahoma St.	41 91	112 A McNeese St.		52 88		
								118 A South Dakota St.		37 89		
								118 H South Dakota St.		50 83		
								149 A Oral Roberts		55 92		
								149 H Oral Roberts		66 101		
								158 A Oakland		36 100		
								158 H Oakland		58 87		
								161 A IPFW		43 89		
								161 H IPFW		65 94		
								186 H La.-Monroe		61 87		
								224 A Northwestern St.		56 98		
								225 A North Dakota St.		55 94		
								225 H North Dakota St.		62 71		
								238 A Southern Utah		63 73		
								238 H Southern Utah		76 89		
								253 A Sam Houston St.		55 83		
								255 A UMKC		54 96		
								255 H UMKC		49 98		
								273 H Southeastern La.		55 65		
								297 H La.-Lafayette		74 90		
								299 A Western Ill.		55 68		
								299 H Western Ill.		58 68		
								337 A IUPUI		46 74		
								337 H IUPUI		75 64		
LAST 12 Division I GAMES:												
299	H	Western Ill.	58 68	118	H	South Dakota St.	50 83					
337	H	IUPUI	75 64	161	A	IPFW	43 89					
149	H	Oral Roberts	66 101	158	A	Oakland	36 100					
238	A	Southern Utah	63 73	149	A	Oral Roberts	55 92					
255	A	UMKC	54 96	255	H	UMKC	49 98					
225	H	North Dakota St.	62 71	238	H	Southern Utah	76 89					

Non-Div I Games:

Centenary (LA)

■ Loss, 
 ■ Non-Conf, S Site, 
 ■ Home 
 ■ Away 
 N Neutral

Average RPI Win: 271		WON-LOST	WINNING	LAST 10	STRENGTH OF	OPP. STRENGTH	TEAM	ADJ.	CONF.	ADJ CONF.
Average RPI Loss: 172		RECORD	PCT. RANK	GAMES	SCHEDULE	OF SCHEDULE	RPI	RPI	RPI	RPI
DIV. I ONLY		17- 11	116	7- 3	276	331	182	188	29	29
DIV. I NON-CONF.		4- 5	200	0- 0	338	334	305	306	32	32
TOTALS		RPI 1-25	RPI 26-50	W-L RECORDS	RPI 51-100	RPI 101-150	RPI 150+			
17- 11	0- 0		0- 0	OVERALL	1- 2	1- 3	15- 6			
8- 4	0- 0		0- 0	HOME	0- 1	1- 0	7- 3			
6- 5	0- 0		0- 0	AWAY	0- 1	0- 2	6- 2			
3- 2	0- 0		0- 0	NEUTRAL	1- 0	0- 1	2- 1			
4- 5	0- 0		0- 0	NON-CONFERENCE	0- 0	0- 1	4- 4			
2- 2	0- 0		0- 0	HOME	0- 0	0- 0	2- 2			
1- 2	0- 0		0- 0	AWAY	0- 0	0- 1	1- 1			
1- 1	0- 0		0- 0	NEUTRAL	0- 0	0- 0	1- 1			
13- 6	0- 0		0- 0	CONFERENCE	1- 2	1- 2	11- 2			
6- 2	0- 0		0- 0	HOME	0- 1	1- 0	5- 1			
5- 3	0- 0		0- 0	AWAY	0- 1	0- 1	5- 1			
2- 1	0- 0		0- 0	NEUTRAL	1- 0	0- 1	1- 0			

[illegible]

Non-Div I Games:	Hendrix	93	66	Ecclesia	93	54	Okla. Wesleyan	87	40	Central Baptist	76	35	Central Ark.
------------------	---------	----	----	----------	----	----	----------------	----	----	-----------------	----	----	--------------

■ Loss, ■ Non-Conf, S Site, H Home A Away N Neutral

Average RPI Win:	239	WON-LOST	WINNING	LAST 10	STRENGTH OF	OPP. STRENGTH	TEAM	ADJ.	CONF.	ADJ CONF.
Average RPI Loss:	111	RECORD	PCT. RANK	GAMES	SCHEDULE	OF SCHEDULE	RPI	RPI	RPI	RPI
DIV. I ONLY	19- 11	91	6- 4	198	203	125	128	18	18	
DIV. I NON-CONF.	7- 3	73	0- 0	249	188	123	123	19	19	
TOTALS	RPI 1-25	RPI 26-50	W-L RECORDS	RPI 51-100	RPI 101-150	RPI 150+				
19- 11	0- 1	0- 1	OVERALL	1- 4	3- 2	15- 3				
10- 2	0- 0	0- 0	HOME	1- 0	1- 1	8- 1				
9- 8	0- 1	0- 1	AWAY	0- 3	2- 1	7- 2				
0- 1	0- 0	0- 0	NEUTRAL	0- 1	0- 0	0- 0				
7- 3	0- 1	0- 1	NON-CONFERENCE	0- 1	1- 0	6- 0				
3- 0	0- 0	0- 0	HOME	0- 0	1- 0	2- 0				
4- 2	0- 1	0- 1	AWAY	0- 0	0- 0	4- 0				
0- 1	0- 0	0- 0	NEUTRAL	0- 1	0- 0	0- 0				
12- 8	0- 0	0- 0	CONFERENCE	1- 3	2- 2	9- 3				
7- 2	0- 0	0- 0	HOME	1- 0	0- 1	6- 1				
5- 6	0- 0	0- 0	AWAY	0- 3	2- 1	3- 2				
0- 0	0- 0	0- 0	NEUTRAL	0- 0	0- 0	0- 0				

RPI 1-25				RPI 26-50				RPI 51-100				RPI 101+ Team's RPI: 128			
RPI	S	Opponent	Score	RPI	S	Opponent	Score	RPI	S	Opponent	Score	RPI	S	Opponent	Score
23	A	Rutgers	32 73	31	A	West Virginia	37 63	80	N	Samford	57 76	108	A	Sacred Heart	65 62
								81	A	St. Francis (PA)	51 68	108	A	Sacred Heart	54 49
								81	A	St. Francis (PA)	62 68	108	H	Sacred Heart	55 71
								88	A	Monmouth	43 56	146	A	Robert Morris	51 54
								88	H	Monmouth	48 45	147	H	Hartford	46 41
												157	A	Long Island	68 62
												157	H	Long Island	51 63
												207	A	Quinnipiac	75 76
												207	H	Quinnipiac	61 58
												213	A	Siena	57 48
												219	A	Fairleigh Dickinson	46 51
												219	H	Fairleigh Dickinson	57 29
												261	A	Holy Cross	68 65
												276	H	Wagner	65 52
												285	H	Brown	52 44
												286	H	Mt. St. Mary's	57 49
												287	H	New Hampshire	61 48
												291	A	St. Peter's	78 66
												292	A	Bryant	78 70
												292	H	Bryant	61 53
												335	A	Maine	62 57
												341	A	St. Francis (NY)	57 54
												341	H	St. Francis (NY)	53 33
LAST 12 Division I GAMES:															
				81	A	St. Francis (PA)	62 68	292	H	Bryant	61 53				
				108	A	Sacred Heart	54 49	292	A	Bryant	78 70				
				341	A	St. Francis (NY)	57 54	81	A	St. Francis (PA)	51 68				
				157	A	Long Island	68 62	146	A	Robert Morris	51 54				
				108	H	Sacred Heart	55 71	286	H	Mt. St. Mary's	57 49				
				207	H	Quinnipiac	61 58	276	H	Wagner	65 52				

Non-Div I Games:

Central Conn. St.

■ Loss, 
 ■ Non-Conf, 
 ■ S Site, 
 ■ Home 
 ■ A Away 
 N Neutral

Average RPI Win:	185	WON-LOST	WINNING	LAST 10	STRENGTH OF	OPP. STRENGTH	TEAM	ADJ.	CONF.	ADJ CONF.
Average RPI Loss:	103	RECORD	PCT. RANK	GAMES	SCHEDULE	OF SCHEDULE	RPI	RPI	RPI	RPI
DIV. I ONLY	20- 10	69	7- 3	130	125	84	87	12	12	
DIV. I NON-CONF.	8- 4	80	0- 0	199	100	109	111	12	12	
TOTALS	RPI 1-25	RPI 26-50	W-L RECORDS	RPI 51-100	RPI 101-150	RPI 150+				
20- 10	0- 1	0- 2	OVERALL	3- 3	3- 1	14- 3				
9- 2	0- 0	0- 0	HOME	2- 1	3- 0	4- 1				
5- 6	0- 1	0- 1	AWAY	1- 2	0- 0	4- 2				
6- 2	0- 0	0- 1	NEUTRAL	0- 0	0- 1	6- 0				
8- 4	0- 1	0- 0	NON-CONFERENCE	0- 2	2- 1	6- 0				
2- 1	0- 0	0- 0	HOME	0- 1	2- 0	0- 0				
1- 2	0- 1	0- 0	AWAY	0- 1	0- 0	1- 0				
5- 1	0- 0	0- 0	NEUTRAL	0- 0	0- 1	5- 0				
12- 6	0- 0	0- 2	CONFERENCE	3- 1	1- 0	8- 3				
7- 1	0- 0	0- 0	HOME	2- 0	1- 0	4- 1				
4- 4	0- 0	0- 1	AWAY	1- 1	0- 0	3- 2				
1- 1	0- 0	0- 1	NEUTRAL	0- 0	0- 0	1- 0				

RPI 1-25				RPI 26-50				RPI 51-100				Team's RPI: 87	RPI 101+			
RPI	S	Opponent	Score	RPI	S	Opponent	Score	RPI	S	Opponent	Score		RPI	S	Opponent	Score
17	A	Iowa	79 90	41	A	Bowling Green	62 90	58	A	Northwestern	84 92		106	H	Kent St.	78 72
				41	N	Bowling Green	72 80	60	A	Toledo	75 85		119	H	Wichita St.	98 73
								60	H	Toledo	78 74		130	N	Drake	70 90
								94	A	Eastern Mich.	76 67		143	H	Mississippi	82 66
								94	H	Eastern Mich.	68 67		168	H	Buffalo	89 92
								96	H	Pittsburgh	78 94		168	N	Buffalo	90 69
													174	A	Northern Ill.	45 59
													174	H	Northern Ill.	67 61
													180	H	Akron	74 62
													192	N	N.C. A&T	119 71
													202	N	Binghamton	76 55
													208	A	Miami (OH)	100 84
													214	N	Northern Colo.	78 74
													218	A	Ohio	82 64
													237	A	Evansville	96 83
													244	A	Ball St.	77 86
													244	H	Ball St.	81 66
													249	N	Belmont	102 71
													256	A	Western Mich.	72 62
													256	H	Western Mich.	91 75
													277	N	Coastal Caro.	96 42
LAST 12 Division I GAMES:																
				41	N	Bowling Green	72 80	174	A	Northern Ill.	45 59					
				168	N	Buffalo	90 69	106	H	Kent St.	78 72					
				60	A	Toledo	75 85	218	A	Ohio	82 64					
				94	H	Eastern Mich.	68 67	208	A	Miami (OH)	100 84					
				244	H	Ball St.	81 66	180	H	Akron	74 62					
				256	H	Western Mich.	91 75	168	H	Buffalo	89 92					

Non-Div I Games:

Central Mich.

■ Loss, 
 ■ Non-Conf, 
 ■ S Site, 
 ■ H Home 
 ■ A Away 
 N Neutral

Charleston So.

Through Games Of Sunday, March 13, 2011

Average RPI Win:	257	WON-LOST	WINNING	LAST 10	STRENGTH OF	OPP. STRENGTH	TEAM	ADJ.	CONF.	ADJ CONF.
Average RPI Loss:	167	RECORD	PCT. RANK	GAMES	SCHEDULE	OF SCHEDULE	RPI	RPI	RPI	RPI
DIV. I ONLY	11- 16	221	5- 5	244	231	247	248	22	22	
DIV. I NON-CONF.	3- 7	257	0- 0	203	174	249	251	22	22	
TOTALS	RPI 1-25	RPI 26-50	W-L RECORDS	RPI 51-100	RPI 101-150	RPI 150+				
11- 16	0- 0	0- 1	OVERALL	0- 2	1- 5	10- 8				
7- 3	0- 0	0- 0	HOME	0- 0	1- 1	6- 2				
4- 11	0- 0	0- 1	AWAY	0- 2	0- 3	4- 5				
0- 2	0- 0	0- 0	NEUTRAL	0- 0	0- 1	0- 1				
3- 7	0- 0	0- 1	NON-CONFERENCE	0- 2	0- 2	3- 2				
2- 0	0- 0	0- 0	HOME	0- 0	0- 0	2- 0				
1- 5	0- 0	0- 1	AWAY	0- 2	0- 1	1- 1				
0- 2	0- 0	0- 0	NEUTRAL	0- 0	0- 1	0- 1				
8- 9	0- 0	0- 0	CONFERENCE	0- 0	1- 3	7- 6				
5- 3	0- 0	0- 0	HOME	0- 0	1- 1	4- 2				
3- 6	0- 0	0- 0	AWAY	0- 0	0- 2	3- 4				
0- 0	0- 0	0- 0	NEUTRAL	0- 0	0- 0	0- 0				

RPI S	Opponent	Score	RPI S	Opponent	Score	RPI S	Opponent	Score	RPI S	Opponent	Score	Team's RPI: 248
28	A Texas Tech	57 82	55	A South Carolina	53 75	109	A Liberty	46 63				
			82	A UNC Wilmington	57 79	109	H Liberty	54 51				
						121	N American	49 60				
						139	A Clemson	52 85				
						142	A Gardner-Webb	51 67				
						142	H Gardner-Webb	64 71				
						184	A High Point	54 68				
						184	A High Point	49 77				
						184	H High Point	80 72				
						206	H UNC Greensboro	77 67				
						222	A Radford	56 60				
						222	H Radford	78 81				
						229	A Furman	70 71				
						253	N Sam Houston St.	70 76				
						254	H Col. of Charleston	86 74				
						277	A Coastal Caro.	60 53				
						277	H Coastal Caro.	58 61				
						279	A Winthrop	53 75				
						279	H Winthrop	70 55				
						283	A UNC Asheville	98 79				
						283	H UNC Asheville	85 74				
						310	A Presbyterian	63 52				
						310	H Presbyterian	52 47				
						332	A Mercer	71 68				
LAST 12 Division I GAMES:												
184	A High Point	49 77	283	A UNC Asheville	98 79							
279	H Winthrop	70 55	184	A High Point	54 68							
277	H Coastal Caro.	58 61	142	H Gardner-Webb	64 71							
109	H Liberty	54 51	184	H High Point	80 72							
222	H Radford	78 81	222	A Radford	56 60							
310	A Presbyterian	63 52	109	A Liberty	46 63							

Non-Div I Games: Voorhees 96 63 Pfeiffer 74 59 Erskine 101 54

Charleston So.

Loss, Non-Conf, S Site, H Home A Away N Neutral

Average RPI Win:	186	WON-LOST	WINNING	LAST 10	STRENGTH OF	OPP. STRENGTH	TEAM	ADJ.	CONF.	ADJ CONF.
Average RPI Loss:	55	RECORD	PCT. RANK	GAMES	SCHEDULE	OF SCHEDULE	RPI	RPI	RPI	RPI
DIV. I ONLY	23- 9	45	6- 4	90	90	57	56	7	7	
DIV. I NON-CONF.	12- 3	38	0- 0	89	125	35	35	7	7	
TOTALS	RPI 1-25	RPI 26-50	W-L RECORDS	RPI 51-100	RPI 101-150	RPI 150+				
23- 9	0- 3	1- 2	OVERALL	6- 3	2- 0	14- 1				
11- 4	0- 2	1- 1	HOME	2- 1	2- 0	6- 0				
9- 3	0- 0	0- 1	AWAY	3- 1	0- 0	6- 1				
3- 2	0- 1	0- 0	NEUTRAL	1- 1	0- 0	2- 0				
12- 3	0- 1	0- 1	NON-CONFERENCE	3- 1	2- 0	7- 0				
7- 1	0- 1	0- 0	HOME	2- 0	2- 0	3- 0				
4- 1	0- 0	0- 1	AWAY	1- 0	0- 0	3- 0				
1- 1	0- 0	0- 0	NEUTRAL	0- 1	0- 0	1- 0				
11- 6	0- 2	1- 1	CONFERENCE	3- 2	0- 0	7- 1				
4- 3	0- 1	1- 1	HOME	0- 1	0- 0	3- 0				
5- 2	0- 0	0- 0	AWAY	2- 1	0- 0	3- 1				
2- 1	0- 1	0- 0	NEUTRAL	1- 0	0- 0	1- 0				

RPI	S	Opponent	Score	RPI	S	Opponent	Score	RPI	S	Opponent	Score	RPI	S	Opponent	Score
3	H	Duke	55 61	37	H	Temple	57 60	52	H	Duquesne	63 76	115	H	East Carolina	79 61
8	H	Xavier	61 82	43	A	Florida	70 76	68	A	St. Joseph's	66 57	138	H	Virginia Tech	60 58
8	N	Xavier	53 69	46	H	Dayton	73 52	69	N	Old Dominion	75 81	179	A	Arkansas St.	62 44
								73	A	St. Bonaventure	65 80	192	A	N.C. A&T	89 58
								74	A	Richmond	73 62	201	A	La Salle	84 85
								74	N	Richmond	68 63	221	H	Fordham	74 41
								77	H	Hampton	64 57	228	H	George Washington	71 55
								82	A	UNC Wilmington	66 50	234	A	Western Caro.	66 51
								90	H	VCU	68 65	241	H	Iona	72 40
												257	H	Md.-East. Shore	74 36
												266	A	Massachusetts	80 53
												266	N	Massachusetts	77 66
												268	A	St. Louis	75 38
												268	H	St. Louis	70 53
												289	H	Savannah St.	79 41
												301	N	Nicholls St.	80 54
												302	A	Rhode Island	64 50
LAST 12 Division I GAMES:															
		8	N	Xavier	53	69			201	A	La Salle	84	85		
		74	N	Richmond	68	63			46	H	Dayton	73	52		
		266	N	Massachusetts	77	66			228	H	George Washington	71	55		
		73	A	St. Bonaventure	65	80			266	A	Massachusetts	80	53		
		52	H	Duquesne	63	76			268	A	St. Louis	75	38		
		268	H	St. Louis	70	53			74	A	Richmond	73	62		

Non-Div I Games:

Charlotte

## Chattanooga

Through Games Of Sunday, March 13, 2011

Average RPI Win:	242	WON-LOST	WINNING	LAST 10	STRENGTH OF	OPP. STRENGTH	TEAM	ADJ.	CONF.	ADJ CONF.
Average RPI Loss:	108	RECORD	PCT. RANK	GAMES	SCHEDULE	OF SCHEDULE	RPI	RPI	RPI	RPI
DIV. I ONLY	17- 14	140	7- 3	149	162	139	136	16	16	
DIV. I NON-CONF.	3- 6	234	0- 0	91	44	180	177	17	17	
TOTALS	RPI 1-25	RPI 26-50	W-L RECORDS	RPI 51-100	RPI 101-150	RPI 150+				
17- 14	0- 2	0- 1	OVERALL	0- 6	0- 1	17- 4				
9- 6	0- 1	0- 0	HOME	0- 3	0- 1	9- 1				
8- 7	0- 1	0- 1	AWAY	0- 2	0- 0	8- 3				
0- 1	0- 0	0- 0	NEUTRAL	0- 1	0- 0	0- 0				
3- 6	0- 2	0- 1	NON-CONFERENCE	0- 1	0- 1	3- 1				
1- 2	0- 1	0- 0	HOME	0- 0	0- 1	1- 0				
2- 3	0- 1	0- 1	AWAY	0- 0	0- 0	2- 1				
0- 1	0- 0	0- 0	NEUTRAL	0- 1	0- 0	0- 0				
14- 8	0- 0	0- 0	CONFERENCE	0- 5	0- 0	14- 3				
8- 4	0- 0	0- 0	HOME	0- 3	0- 0	8- 1				
6- 4	0- 0	0- 0	AWAY	0- 2	0- 0	6- 2				
0- 0	0- 0	0- 0	NEUTRAL	0- 0	0- 0	0- 0				

RPI 1-25				RPI 26-50				RPI 51-100				RPI 101+ Team's RPI: 136			
RPI	S	Opponent	Score	RPI	S	Opponent	Score	RPI	S	Opponent	Score	RPI	S	Opponent	Score
2	A	Tennessee	43 103	35	A	Georgia	69 79	57	A	Appalachian St.	54 70	102	H	East Tenn. St.	60 77
13	H	Kentucky	64 79					57	H	Appalachian St.	56 57	158	A	Elon	73 63
								78	N	Wyoming	65 66	158	H	Elon	61 74
								80	A	Samford	49 61	206	A	UNC Greensboro	65 53
								80	H	Samford	66 68	206	H	UNC Greensboro	72 63
								80	H	Samford	53 60	216	A	Davidson	54 51
												216	H	Davidson	91 70
												229	A	Furman	83 65
												229	H	Furman	85 69
												232	H	Austin Peay	71 61
												234	A	Western Caro.	59 47
												234	H	Western Caro.	71 55
												245	A	Ga. Southern	69 77
												245	H	Ga. Southern	87 80
												249	A	Belmont	66 61
												254	A	Col. of Charleston	50 56
												254	H	Col. of Charleston	65 48
												270	A	Kennesaw St.	63 65
												298	A	Wofford	72 45
												298	H	Wofford	68 58
												298	H	Wofford	93 88
												315	A	Cal St. Northridge	74 68
LAST 12 Division I GAMES:															
80	H	Samford	66 68	216	H	Davidson	91 70								
298	H	Wofford	68 58	229	A	Furman	83 65								
234	A	Western Caro.	59 47	298	A	Wofford	72 45								
158	A	Elon	73 63	80	H	Samford	53 60								
206	A	UNC Greensboro	65 53	254	H	Col. of Charleston	65 48								
57	H	Appalachian St.	56 57	234	H	Western Caro.	71 55								

Non-Div I Games:

Chattanooga

■ Loss, 
 ■ Non-Conf, S Site, 
 ■ Home 
 ■ Away 
 N Neutral

Average RPI Win: 273				Through Games of Sunday, March 18, 2012						
Average RPI Loss: 158		WON-LOST RECORD	WINNING PCT. RANK	LAST 10 GAMES	STRENGTH OF SCHEDULE	OPP. STRENGTH OF SCHEDULE	TEAM RPI	ADJ. RPI	CONF. RPI	ADJ CONF. RPI
DIV. I ONLY		20- 9	55	9- 1	341	219	192	196	32	32
DIV. I NON-CONF.		7- 8	183	1- 0	302	101	245	245	31	31
TOTALS		RPI 1-25	RPI 26-50	W-L RECORDS		RPI 51-100	RPI 101-150	RPI 150+		
20- 9	0- 0		0- 1	OVERALL		0- 2	0- 1	20- 5		
9- 2	0- 0		0- 0	HOME		0- 1	0- 0	9- 1		
10- 7	0- 0		0- 1	AWAY		0- 1	0- 1	10- 4		
1- 0	0- 0		0- 0	NEUTRAL		0- 0	0- 0	1- 0		
7- 8	0- 0		0- 1	NON-CONFERENCE		0- 2	0- 1	7- 4		
3- 2	0- 0		0- 0	HOME		0- 1	0- 0	3- 1		
4- 6	0- 0		0- 1	AWAY		0- 1	0- 1	4- 3		
0- 0	0- 0		0- 0	NEUTRAL		0- 0	0- 0	0- 0		
13- 1	0- 0		0- 0	CONFERENCE		0- 0	0- 0	13- 1		
6- 0	0- 0		0- 0	HOME		0- 0	0- 0	6- 0		
6- 1	0- 0		0- 0	AWAY		0- 0	0- 0	6- 1		
1- 0	0- 0		0- 0	NEUTRAL		0- 0	0- 0	1- 0		

[illegible]

Non-Div I Games:	St. Xavier	71	53	Ind.-Northwest	95	52
------------------	------------	----	----	----------------	----	----

Chicago St.

Loss, Non-Conf, S Site, H Home A Away N Neutral



THROUGH GAMES OF SUNDAY, MARCH 18, 1911									
Average RPI Win: 187	WON-LOST	WINNING	LAST 10	STRENGTH OF	OPP. STRENGTH	TEAM	ADJ.	CONF.	ADJ CONF.
Average RPI Loss: 63	RECORD	PCT. RANK	GAMES	SCHEDULE	OF SCHEDULE	RPI	RPI	RPI	RPI
DIV. I ONLY	8- 20	283	1- 9	46	36	168	166	3	3
DIV. I NON-CONF.	6- 5	139	0- 0	155	139	138	137	2	2
-----									
TOTALS	RPI 1-25	RPI 26-50	W-L RECORDS	RPI 51-100	RPI 101-150	RPI 150+			
8- 20	1- 6	0- 7	OVERALL	0- 2	2- 2	5- 3			
5- 10	1- 4	0- 1	HOME	0- 1	1- 1	3- 3			
2- 8	0- 2	0- 4	AWAY	0- 1	1- 1	1- 0			
1- 2	0- 0	0- 2	NEUTRAL	0- 0	0- 0	1- 0			
6- 5	0- 1	0- 2	NON-CONFERENCE	0- 0	1- 0	5- 2			
4- 3	0- 1	0- 0	HOME	0- 0	1- 0	3- 2			
1- 1	0- 0	0- 1	AWAY	0- 0	0- 0	1- 0			
1- 1	0- 0	0- 1	NEUTRAL	0- 0	0- 0	1- 0			
2- 15	1- 5	0- 5	CONFERENCE	0- 2	1- 2	0- 1			
1- 7	1- 3	0- 1	HOME	0- 1	0- 1	0- 1			
1- 7	0- 2	0- 3	AWAY	0- 1	1- 1	0- 0			
0- 1	0- 0	0- 1	NEUTRAL	0- 0	0- 0	0- 0			

RPI 1-25				RPI 26-50				RPI 51-100				RPI 101+				Team's RPI: 166	
RPI	S	Opponent	Score	RPI	S	Opponent	Score	RPI	S	Opponent	Score	RPI	S	Opponent	Score		
1	H	Connecticut	46 80	31	A	West Virginia	44 72	54	H	Syracuse	53 55	111	A	Villanova	44 64		
8	H	Xavier	61 69	31	N	West Virginia	41 66	96	A	Pittsburgh	48 79	117	H	Providence	43 57		
10	A	Notre Dame	48 66	32	A	St. John's (NY)	34 63					133	A	South Fla.	57 56		
11	H	DePaul	48 67	36	A	Louisville	47 83					146	H	Robert Morris	65 50		
18	A	Georgetown	38 55	36	H	Louisville	40 78					160	H	Wright St.	50 65		
23	H	Rutgers	44 55	38	N	Texas	77 80					162	N	Hofstra	65 63		
24	H	Marquette	65 62	46	A	Dayton	59 70					189	H	Seton Hall	44 51		

Non-Div I Games: Southwest Baptist 55 40

Cincinnati

■ Loss, 
■ Non-Conf, S Site, 
■ Home 
■ Away 
N Neutral

Average RPI Win:	<b>202</b>	WON-LOST	WINNING	LAST 10	STRENGTH OF	OPP. STRENGTH	TEAM	ADJ.	CONF.	ADJ CONF.
Average RPI Loss:	<b>59</b>	RECORD	PCT. RANK	GAMES	SCHEDULE	OF SCHEDULE	RPI	RPI	RPI	RPI
DIV. I ONLY	<b>10- 20</b>	<b>259</b>	<b>2- 8</b>	<b>30</b>	<b>66</b>	<b>138</b>	<b>139</b>	<b>2</b>	<b>2</b>	
DIV. I NON-CONF.	<b>7- 8</b>	<b>183</b>	<b>0- 0</b>	<b>116</b>	<b>179</b>	<b>151</b>	<b>152</b>	<b>5</b>	<b>5</b>	
-----										
TOTALS	RPI 1-25	RPI 26-50	W-L RECORDS	RPI 51-100	RPI 101-150	RPI 150+				
10- 20	0- 11	0- 0	OVERALL	2- 4	1- 2	7- 3				
8- 8	0- 4	0- 0	HOME	1- 0	0- 2	7- 2				
2- 9	0- 5	0- 0	AWAY	1- 3	1- 0	0- 1				
0- 3	0- 2	0- 0	NEUTRAL	0- 1	0- 0	0- 0				
7- 8	0- 2	0- 0	NON-CONFERENCE	0- 3	0- 0	7- 3				
7- 2	0- 0	0- 0	HOME	0- 0	0- 0	7- 2				
0- 4	0- 1	0- 0	AWAY	0- 2	0- 0	0- 1				
0- 2	0- 1	0- 0	NEUTRAL	0- 1	0- 0	0- 0				
3- 12	0- 9	0- 0	CONFERENCE	2- 1	1- 2	0- 0				
1- 6	0- 4	0- 0	HOME	1- 0	0- 2	0- 0				
2- 5	0- 4	0- 0	AWAY	1- 1	1- 0	0- 0				
0- 1	0- 1	0- 0	NEUTRAL	0- 0	0- 0	0- 0				

RPI	S	Opponent	Score
3	A	Duke	37 <b>92</b>
4	N	Baylor	40 <b>82</b>
12	A	Miami (FL)	48 <b>77</b>
14	H	Maryland	59 <b>80</b>
15	A	Florida St.	50 <b>67</b>
15	H	Florida St.	73 <b>83</b>
18	A	Georgetown	54 <b>75</b>
19	A	Georgia Tech	46 <b>72</b>
19	H	Georgia Tech	53 <b>64</b>
21	H	North Carolina	47 <b>60</b>
21	N	North Carolina	64 <b>78</b>

RPI	S	Opponent	Score
-----	---	----------	-------

RPI	S	Opponent	Score
54	N	Syracuse	58 <b>77</b>
55	A	South Carolina	59 <b>73</b>
62	H	Virginia	84 74
67	A	Boston College	49 <b>78</b>
80	A	Samford	48 <b>58</b>
99	A	North Carolina St.	76 74

RPI	S	Opponent	Score
113	A	Wake Forest	77 73
113	H	Wake Forest	64 <b>86</b>
138	H	Virginia Tech	56 <b>68</b>
158	H	Oakland	49 <b>73</b>
171	H	Indiana	51 <b>65</b>
177	A	UAB	64 <b>67</b>
192	H	N.C. A&T	77 71
206	H	UNC Greensboro	71 55
229	H	Furman	62 53
248	H	Charleston So.	85 52
270	H	Kennesaw St.	68 57
293	H	South Carolina St.	66 44
310	H	Presbyterian	61 49

## LAST 12 Division I GAMES:

21	N	North Carolina	64 <b>78</b>	67	A	Boston College	49 <b>78</b>
15	A	Florida St.	50 <b>67</b>	62	H	Virginia	84 74
113	H	Wake Forest	64 <b>86</b>	3	A	Duke	37 <b>92</b>
19	A	Georgia Tech	46 <b>72</b>	113	A	Wake Forest	77 73
138	H	Virginia Tech	56 <b>68</b>	15	H	Florida St.	73 <b>83</b>
21	H	North Carolina	47 <b>60</b>	14	H	Maryland	59 <b>80</b>

Average RPI Win:	218	WON-LOST	WINNING	LAST 10	STRENGTH OF	OPP. STRENGTH	TEAM	ADJ.	CONF.	ADJ CONF.
Average RPI Loss:	145	RECORD	PCT. RANK	GAMES	SCHEDULE	OF SCHEDULE	RPI	RPI	RPI	RPI
DIV. I ONLY	19- 11	91	8- 2	279	154	151	153	14	14	
DIV. I NON-CONF.	6- 4	117	0- 0	332	193	230	232	15	15	
TOTALS	RPI 1-25	RPI 26-50	W-L RECORDS	RPI 51-100	RPI 101-150	RPI 150+				
19- 11	0- 2	0- 0	OVERALL	1- 0	1- 2	17- 7				
12- 2	0- 1	0- 0	HOME	1- 0	1- 0	10- 1				
7- 8	0- 1	0- 0	AWAY	0- 0	0- 1	7- 6				
0- 1	0- 0	0- 0	NEUTRAL	0- 0	0- 1	0- 0				
6- 4	0- 0	0- 0	NON-CONFERENCE	1- 0	0- 0	5- 4				
4- 0	0- 0	0- 0	HOME	1- 0	0- 0	3- 0				
2- 4	0- 0	0- 0	AWAY	0- 0	0- 0	2- 4				
0- 0	0- 0	0- 0	NEUTRAL	0- 0	0- 0	0- 0				
13- 7	0- 2	0- 0	CONFERENCE	0- 0	1- 2	12- 3				
8- 2	0- 1	0- 0	HOME	0- 0	1- 0	7- 1				
5- 4	0- 1	0- 0	AWAY	0- 0	0- 1	5- 2				
0- 1	0- 0	0- 0	NEUTRAL	0- 0	0- 1	0- 0				

RPI 1-25				RPI 26-50				RPI 51-100				RPI 101+ Team's RPI: 153			
RPI	S	Opponent	Score	RPI	S	Opponent	Score	RPI	S	Opponent	Score	RPI	S	Opponent	Score
22	A	Green Bay	63 87					60	H	Toledo	58 50	126	A	Butler	65 73
22	H	Green Bay	55 63									126	H	Butler	69 64
												126	N	Butler	54 68
												160	A	Wright St.	74 66
												160	H	Wright St.	42 58
												164	A	Ill.-Chicago	59 65
												164	H	Ill.-Chicago	79 68
												164	H	Ill.-Chicago	61 58
												168	A	Buffalo	78 69
												171	A	Indiana	56 66
												172	A	Milwaukee	64 73
												172	H	Milwaukee	77 60
												180	A	Akron	64 73
												185	A	Detroit	74 71
												185	H	Detroit	61 51
												218	A	Ohio	45 57
												220	H	Florida A&M	67 49
												230	A	Marshall	67 71
												250	A	Loyola (IL)	76 58
												250	H	Loyola (IL)	73 58
												256	H	Western Mich.	66 55
												274	A	Valparaiso	68 58
												274	H	Valparaiso	57 51
												288	A	Youngstown St.	86 65
												288	H	Youngstown St.	76 71
												322	A	Cornell	65 50
LAST 12 Division I GAMES:															
				126	N	Butler	54 68					160	A	Wright St.	74 66
				164	H	Ill.-Chicago	61 58					126	H	Butler	69 64
				164	H	Ill.-Chicago	79 68					274	H	Valparaiso	57 51
				250	H	Loyola (IL)	73 58					172	A	Milwaukee	64 73
				288	H	Youngstown St.	76 71					22	A	Green Bay	63 87
				185	A	Detroit	74 71					288	A	Youngstown St.	86 65

Non-Div I Games: Lake Erie 81 62

Cleveland St.

■ Loss, 
 ■ Non-Conf, 
 ■ S Site, 
 ■ Home 
 ■ Away 
 N Neutral

Cleveland St.

RPI S Opponent Score

Through Games Of Sunday, March 13, 2011

RPI	S	Opponent	Score
338	H	Niagara	64 50

C  
l  
e  
v  
e  
l  
a  
n  
d  
S  
t  
.

C  
l  
e  
v  
e  
l  
a  
n  
d  
S  
t  
.

Cleveland St.

## Coastal Caro.

Through Games Of Sunday, March 13, 2011

Average RPI Win:	253	WON-LOST	WINNING	LAST 10	STRENGTH OF	OPP. STRENGTH	TEAM	ADJ.	CONF.	ADJ CONF.
Average RPI Loss:	176	RECORD	PCT. RANK	GAMES	SCHEDULE	OF SCHEDULE	RPI	RPI	RPI	RPI
DIV. I ONLY	7- 19	290	4- 6	180	286	281	277	22	22	
DIV. I NON-CONF.	3- 6	234	0- 0	94	253	196	195	22	22	
TOTALS	RPI 1-25	RPI 26-50	W-L RECORDS	RPI 51-100	RPI 101-150	RPI 150+				
7- 19	0- 1	0- 0	OVERALL	0- 2	0- 6	7- 10				
3- 7	0- 0	0- 0	HOME	0- 1	0- 2	3- 4				
4- 8	0- 1	0- 0	AWAY	0- 0	0- 2	4- 5				
0- 4	0- 0	0- 0	NEUTRAL	0- 1	0- 2	0- 1				
3- 6	0- 1	0- 0	NON-CONFERENCE	0- 2	0- 1	3- 2				
1- 1	0- 0	0- 0	HOME	0- 1	0- 0	1- 0				
2- 2	0- 1	0- 0	AWAY	0- 0	0- 0	2- 1				
0- 3	0- 0	0- 0	NEUTRAL	0- 1	0- 1	0- 1				
4- 13	0- 0	0- 0	CONFERENCE	0- 0	0- 5	4- 8				
2- 6	0- 0	0- 0	HOME	0- 0	0- 2	2- 4				
2- 6	0- 0	0- 0	AWAY	0- 0	0- 2	2- 4				
0- 1	0- 0	0- 0	NEUTRAL	0- 0	0- 1	0- 0				

RPI	S	Opponent	Score	RPI	S	Opponent	Score	RPI	S	Opponent	Score	RPI	S	Opponent	Score	Team's RPI: 277
21	A	North Carolina	37 93					82	H	UNC Wilmington	45 79	109	A	Liberty	54 58	
								87	N	Central Mich.	42 96	109	H	Liberty	44 64	
												109	N	Liberty	44 51	
												126	N	Butler	63 71	
												142	A	Gardner-Webb	36 58	
												142	H	Gardner-Webb	34 45	
												158	A	Elon	58 73	
												184	A	High Point	66 80	
												184	H	High Point	48 62	
												195	A	S.C. Upstate	70 62	
												222	A	Radford	55 66	
												222	H	Radford	55 54	
												248	A	Charleston So.	61 58	
												248	H	Charleston So.	53 60	
												254	A	Col. of Charleston	44 43	
												260	H	Campbell	58 52	
												274	N	Valparaiso	52 59	
												279	A	Winthrop	48 29	
												279	H	Winthrop	48 64	
												283	A	UNC Asheville	64 67	
												283	H	UNC Asheville	53 65	
												310	A	Presbyterian	36 52	
												310	H	Presbyterian	47 34	
LAST 12 Division I GAMES:																
		109	N	Liberty	44	51				222	H	Radford	55	54		
		248	A	Charleston So.	61	58				279	H	Winthrop	48	64		
		184	H	High Point	48	62				310	H	Presbyterian	47	34		
		109	H	Liberty	44	64				279	A	Winthrop	48	29		
		283	A	UNC Asheville	64	67				222	A	Radford	55	66		
		142	A	Gardner-Webb	36	58				109	A	Liberty	54	58		

Non-Div I Games: Southern Va. 66 27 Coker 78 25 Converse 86 33

Coastal Caro.

Loss, Non-Conf, S Site, H Home A Away N Neutral

Average RPI Win:	225	WON-LOST	WINNING	LAST 10	STRENGTH OF	OPP. STRENGTH	TEAM	ADJ.	CONF.	ADJ CONF.
Average RPI Loss:	159	RECORD	PCT. RANK	GAMES	SCHEDULE	OF SCHEDULE	RPI	RPI	RPI	RPI
DIV. I ONLY	9- 19	262	4- 6	179	180	254	254	16	16	
DIV. I NON-CONF.	2- 5	260	0- 0	151	151	237	233	17	17	
TOTALS	RPI 1-25	RPI 26-50	W-L RECORDS	RPI 51-100	RPI 101-150	RPI 150+				
9- 19	0- 1	0- 1	OVERALL	0- 5	2- 1	7- 11				
6- 6	0- 0	0- 1	HOME	0- 2	1- 0	5- 3				
2- 12	0- 1	0- 0	AWAY	0- 3	0- 1	2- 7				
1- 1	0- 0	0- 0	NEUTRAL	0- 0	1- 0	0- 1				
2- 5	0- 1	0- 1	NON-CONFERENCE	0- 1	1- 0	1- 2				
0- 2	0- 0	0- 1	HOME	0- 0	0- 0	0- 1				
1- 3	0- 1	0- 0	AWAY	0- 1	0- 0	1- 1				
1- 0	0- 0	0- 0	NEUTRAL	0- 0	1- 0	0- 0				
7- 14	0- 0	0- 0	CONFERENCE	0- 4	1- 1	6- 9				
6- 4	0- 0	0- 0	HOME	0- 2	1- 0	5- 2				
1- 9	0- 0	0- 0	AWAY	0- 2	0- 1	1- 6				
0- 1	0- 0	0- 0	NEUTRAL	0- 0	0- 0	0- 1				

RPI 1-25				RPI 26-50				RPI 51-100				RPI 101+ Team's RPI: 254			
RPI	S	Opponent	Score	RPI	S	Opponent	Score	RPI	S	Opponent	Score	RPI	S	Opponent	Score
21	A	North Carolina	49 75	39	H	Kansas St.	46 56	57	A	Appalachian St.	62 78	109	N	Liberty	49 46
								57	H	Appalachian St.	39 71	136	A	Chattanooga	48 65
								80	A	Samford	48 78	136	H	Chattanooga	56 50
								80	H	Samford	53 62	158	A	Elon	49 56
								99	A	North Carolina St.	36 73	158	H	Elon	51 61
												206	A	UNC Greensboro	64 76
												206	H	UNC Greensboro	45 50
												216	A	Davidson	40 69
												216	H	Davidson	61 52
												216	N	Davidson	53 69
												229	A	Furman	56 61
												229	H	Furman	56 50
												234	A	Western Caro.	56 60
												234	H	Western Caro.	49 45
												245	A	Ga. Southern	51 39
												245	H	Ga. Southern	40 39
												248	A	Charleston So.	74 86
												277	H	Coastal Caro.	43 44
												298	A	Wofford	67 76
												298	H	Wofford	63 45
												309	A	Bethune-Cookman	59 56
LAST 12 Division I GAMES:															
216	N	Davidson	53 69	216	H	Davidson	61 52								
158	H	Elon	51 61	57	H	Appalachian St.	39 71								
234	H	Western Caro.	49 45	136	A	Chattanooga	48 65								
245	A	Ga. Southern	51 39	80	A	Samford	48 78								
298	H	Wofford	63 45	229	H	Furman	56 50								
206	A	UNC Greensboro	64 76	158	A	Elon	49 56								

Non-Div I Games: UNC Pembroke 55 50 S.C. Aiken 48 81

Col. of Charleston

Loss, Non-Conf, S Site, H Home A Away N Neutral

Average RPI Win: 271		WON-LOST	WINNING	LAST 10	STRENGTH OF		OPP. STRENGTH	TEAM	ADJ.	CONF.	ADJ CONF.
Average RPI Loss: 204		RECORD	PCT. RANK	GAMES	SCHEDULE		OF SCHEDULE	RPI	RPI	RPI	RPI
DIV. I ONLY		7- 22	305	1- 9	300		304	317	317	19	20
DIV. I NON-CONF.		5- 9	231	0- 0	322		336	311	313	21	21
TOTALS		RPI 1-25	RPI 26-50		W-L RECORDS		RPI 51-100	RPI 101-150		RPI 150+	
7- 22	0- 0	0- 0		OVERALL		0- 2	1- 6		6- 14		
5- 7	0- 0	0- 0		HOME		0- 1	0- 2		5- 4		
2- 13	0- 0	0- 0		AWAY		0- 1	1- 3		1- 9		
0- 2	0- 0	0- 0		NEUTRAL		0- 0	0- 1		0- 1		
5- 9	0- 0	0- 0		NON-CONFERENCE		0- 0	0- 2		5- 7		
4- 1	0- 0	0- 0		HOME		0- 0	0- 0		4- 1		
1- 6	0- 0	0- 0		AWAY		0- 0	0- 1		1- 5		
0- 2	0- 0	0- 0		NEUTRAL		0- 0	0- 1		0- 1		
2- 13	0- 0	0- 0		CONFERENCE		0- 2	1- 4		1- 7		
1- 6	0- 0	0- 0		HOME		0- 1	0- 2		1- 3		
1- 7	0- 0	0- 0		AWAY		0- 1	1- 2		0- 4		
0- 0	0- 0	0- 0		NEUTRAL		0- 0	0- 0		0- 0		

RPI 1-25				RPI 26-50				RPI 51-100				RPI 101+				Team's RPI:	
RPI	S	Opponent	Score	RPI	S	Opponent	Score	RPI	S	Opponent	Score	RPI	S	Opponent	Score		317
								98	A	Lehigh	57	75	110	A	Colorado	52	74
								98	H	Lehigh	65	72	112	N	McNeese St.	62	63
													121	A	American	59	66
													121	H	American	49	69
													140	A	Navy	59	55
													140	A	Navy	36	55
													140	H	Navy	59	75
													199	N	Boston U.	56	78
													213	A	Siena	56	66
													214	A	Northern Colo.	53	57
													242	A	Lafayette	42	65
													242	H	Lafayette	64	60
													250	H	Loyola (IL)	57	55
													252	A	Army	54	55
													252	H	Army	40	54
													261	A	Holy Cross	59	74
													261	H	Holy Cross	51	62
													263	H	Canisius	65	70
													265	A	Bucknell	64	79
													265	H	Bucknell	66	76
													275	A	Air Force	75	80
													276	A	Wagner	85	72
													292	A	Bryant	70	77
													302	A	Rhode Island	47	59
													322	H	Cornell	65	52
													323	H	NJIT	85	58
LAST 12 Division I GAMES:																	
				140	A	Navy	36	55					242	A	Lafayette	42	65
				140	H	Navy	59	75					252	A	Army	54	55
				261	A	Holy Cross	59	74					140	A	Navy	59	55
				265	A	Bucknell	64	79					261	H	Holy Cross	51	62
				98	H	Lehigh	65	72					265	H	Bucknell	66	76
				121	H	American	49	69					98	A	Lehigh	57	75

Non-Div I Games:

Colgate

Loss, Non-Conf, S Site, H Home A Away N Neutral

RPI	S	Opponent	Score
341	H	St. Francis (NY)	69 51

Colgate



## Colorado

Through Games Of Sunday, March 13, 2011

Average RPI Win:	167	WON-LOST	WINNING	LAST 10	STRENGTH OF	OPP. STRENGTH	TEAM	ADJ.	CONF.	ADJ CONF.
Average RPI Loss:	58	RECORD	PCT. RANK	GAMES	SCHEDULE	OF SCHEDULE	RPI	RPI	RPI	RPI
DIV. I ONLY	14- 15	175	4- 6	79	51	111	110	1	1	
DIV. I NON-CONF.	8- 4	80	0- 0	258	222	142	142	1	1	
TOTALS	RPI 1-25	RPI 26-50	W-L RECORDS	RPI 51-100	RPI 101-150	RPI 150+				
14- 15	1- 2	1- 7	OVERALL	4- 4	1- 1	7- 1				
12- 5	1- 1	1- 2	HOME	2- 1	1- 0	7- 1				
2- 8	0- 1	0- 4	AWAY	2- 2	0- 1	0- 0				
0- 2	0- 0	0- 1	NEUTRAL	0- 1	0- 0	0- 0				
8- 4	0- 0	0- 2	NON-CONFERENCE	0- 0	1- 1	7- 1				
8- 1	0- 0	0- 0	HOME	0- 0	1- 0	7- 1				
0- 2	0- 0	0- 1	AWAY	0- 0	0- 1	0- 0				
0- 1	0- 0	0- 1	NEUTRAL	0- 0	0- 0	0- 0				
6- 11	1- 2	1- 5	CONFERENCE	4- 4	0- 0	0- 0				
4- 4	1- 1	1- 2	HOME	2- 1	0- 0	0- 0				
2- 6	0- 1	0- 3	AWAY	2- 2	0- 0	0- 0				
0- 1	0- 0	0- 0	NEUTRAL	0- 1	0- 0	0- 0				

RPI	S	Opponent	Score	RPI	S	Opponent	Score	RPI	S	Opponent	Score	RPI	S	Opponent	Score	Team's RPI: 110
4	H	Baylor	59 <b>81</b>	28	H	Texas Tech	44 <b>72</b>	71	A	Kansas	53 <b>81</b>	125	H	UT Martin	78 67	
6	A	Texas A&M	57 <b>85</b>	33	A	Iowa St.	45 <b>71</b>	71	H	Kansas	58 <b>68</b>	127	A	Denver	69 <b>70</b>	
20	H	Oklahoma	73 68	33	H	Iowa St.	66 60	71	N	Kansas	45 <b>71</b>	167	H	Illinois	59 <b>63</b>	
				38	A	Texas	50 <b>67</b>	79	A	Missouri	63 59	181	H	Colorado St.	73 49	
				39	A	Kansas St.	51 <b>78</b>	79	H	Missouri	58 48	233	H	North Dakota	67 56	
				39	H	Kansas St.	59 <b>72</b>	89	A	Oklahoma St.	49 <b>58</b>	237	H	Evansville	55 53	
				44	A	Southern California	54 <b>68</b>	100	A	Nebraska	64 61	247	H	Santa Clara	71 57	
				46	N	Dayton	50 <b>70</b>	100	H	Nebraska	70 45	250	H	Loyola (IL)	65 34	
												317	H	Colgate	74 52	
												336	H	Texas St.	67 35	
LAST 12 Division I GAMES:																
				71	N	Kansas	45 <b>71</b>	39	A	Kansas St.	51 <b>78</b>					
				4	H	Baylor	59 <b>81</b>	28	H	Texas Tech	44 <b>72</b>					
				100	A	Nebraska	64 61	100	H	Nebraska	70 45					
				79	A	Missouri	63 59	71	A	Kansas	53 <b>81</b>					
				20	H	Oklahoma	73 68	38	A	Texas	50 <b>67</b>					
				33	A	Iowa St.	45 <b>71</b>	39	H	Kansas St.	59 <b>72</b>					

Non-Div I Games: Regis (CO) 76 38

Colorado

■ Loss, 
 ■ Non-Conf, 
 ■ S Site, 
 ■ H Home 
 ■ A Away 
 N Neutral

Average RPI Win:	219	WON-LOST	WINNING	LAST 10	STRENGTH OF	OPP. STRENGTH	TEAM	ADJ.	CONF.	ADJ CONF.
Average RPI Loss:	112	RECORD	PCT. RANK	GAMES	SCHEDULE	OF SCHEDULE	RPI	RPI	RPI	RPI
DIV. I ONLY	14- 16	186	3- 7	157	148	180	181	11	10	
DIV. I NON-CONF.	7- 6	154	0- 0	153	265	146	147	10	10	
TOTALS	RPI 1-25	RPI 26-50	W-L RECORDS	RPI 51-100	RPI 101-150	RPI 150+				
14- 16	0- 1	0- 2	OVERALL	0- 6	2- 3	12- 4				
10- 5	0- 0	0- 1	HOME	0- 3	2- 1	8- 0				
4- 10	0- 1	0- 1	AWAY	0- 3	0- 2	4- 3				
0- 1	0- 0	0- 0	NEUTRAL	0- 0	0- 0	0- 1				
7- 6	0- 1	0- 2	NON-CONFERENCE	0- 0	1- 2	6- 1				
5- 2	0- 0	0- 1	HOME	0- 0	1- 1	4- 0				
2- 4	0- 1	0- 1	AWAY	0- 0	0- 1	2- 1				
0- 0	0- 0	0- 0	NEUTRAL	0- 0	0- 0	0- 0				
7- 10	0- 0	0- 0	CONFERENCE	0- 6	1- 1	6- 3				
5- 3	0- 0	0- 0	HOME	0- 3	1- 0	4- 0				
2- 6	0- 0	0- 0	AWAY	0- 3	0- 1	2- 2				
0- 1	0- 0	0- 0	NEUTRAL	0- 0	0- 0	0- 1				

RPI 1-25				RPI 26-50				RPI 51-100				RPI 101+ Team's RPI: 181			
RPI	S	Opponent	Score	RPI	S	Opponent	Score	RPI	S	Opponent	Score	RPI	S	Opponent	Score
15	A	Florida St.	52 63	34	H	UNI	50 74	61	A	BYU	57 73	107	H	Pepperdine	43 66
				40	A	Arizona St.	56 72	61	H	BYU	55 64	110	A	Colorado	49 73
								66	A	TCU	40 66	123	A	Utah	59 61
								66	H	TCU	53 61	123	H	Utah	53 48
								78	A	Wyoming	43 83	127	H	Denver	72 56
								78	H	Wyoming	55 74	151	A	San Diego St.	56 51
												151	H	San Diego St.	66 51
												156	A	New Mexico	53 86
												156	H	New Mexico	71 60
												209	H	South Dakota	68 53
												214	H	Northern Colo.	73 66
												233	A	North Dakota	68 61
												234	A	Western Caro.	69 53
												239	A	UNLV	60 72
												239	H	UNLV	68 63
												275	A	Air Force	64 58
												275	H	Air Force	70 49
												275 N	Air Force	63 66	
												279	A	Winthrop	56 58
												340	H	Texas Southern	80 60
												343	H	A&M-Corpus Christi	90 57
LAST 12 Division I GAMES:															
				275 N	Air Force	63 66		66	H	TCU	53 61				
				151	H	San Diego St.	66 51		156	A	New Mexico	53 86			
				123	A	Utah	59 61		78	H	Wyoming	55 74			
				275	H	Air Force	70 49		151	A	San Diego St.	56 51			
				61	H	BYU	55 64		123	H	Utah	53 48			
				239	A	UNLV	60 72		275	A	Air Force	64 58			

Non-Div I Games:

Colorado St.

■ Loss, 
 ■ Non-Conf, S Site, 
 ■ Home 
 ■ Away 
 N Neutral

Average RPI Win: <b>283</b>	WON-LOST	WINNING	LAST 10	STRENGTH OF	OPP. STRENGTH	TEAM	ADJ.	CONF.	ADJ CONF.
Average RPI Loss: <b>192</b>	RECORD	PCT. RANK	GAMES	SCHEDULE	OF SCHEDULE	RPI	RPI	RPI	RPI
DIV. I ONLY	7- 21	299	4- 6	223	326	301	303	28	28
DIV. I NON-CONF.	1- 13	331	0- 0	177	315	319	319	27	27
TOTALS	RPI 1-25	RPI 26-50	W-L RECORDS	RPI 51-100	RPI 101-150	RPI 150+			
7- 21	0- 0	0- 2	OVERALL	0- 3	0- 0	7- 16			
6- 7	0- 0	0- 0	HOME	0- 1	0- 0	6- 6			
1- 12	0- 0	0- 2	AWAY	0- 2	0- 0	1- 8			
0- 2	0- 0	0- 0	NEUTRAL	0- 0	0- 0	0- 2			
1- 13	0- 0	0- 2	NON-CONFERENCE	0- 1	0- 0	1- 10			
1- 5	0- 0	0- 0	HOME	0- 0	0- 0	1- 5			
0- 6	0- 0	0- 2	AWAY	0- 1	0- 0	0- 3			
0- 2	0- 0	0- 0	NEUTRAL	0- 0	0- 0	0- 2			
6- 8	0- 0	0- 0	CONFERENCE	0- 2	0- 0	6- 6			
5- 2	0- 0	0- 0	HOME	0- 1	0- 0	5- 1			
1- 6	0- 0	0- 0	AWAY	0- 1	0- 0	1- 5			
0- 0	0- 0	0- 0	NEUTRAL	0- 0	0- 0	0- 0			

RPI S	Opponent	Score	RPI S	Opponent	Score	RPI S	Opponent	Score	RPI S	Opponent	Score	Team's RPI: 303
32	A St. John's (NY)	41 65	70	A Princeton	35 57	157	H Long Island	60 73				
33	A Iowa St.	27 73	70	H Princeton	52 65	173	A Manhattan	56 65				
			88	A Monmouth	64 67	175	A Harvard	46 77				
						175	H Harvard	68 69				
						197	N Cal St. Bakersfield	69 81				
						200	A San Diego	87 91				
						210	A Yale	48 42				
						210	H Yale	67 57				
						219	H Fairleigh Dickinson	50 61				
						231	H Fairfield	46 50				
						236	A Hawaii	46 71				
						239	N UNLV	46 93				
						242	H Lafayette	63 64				
						276	H Wagner	50 69				
						285	A Brown	55 65				
						285	H Brown	72 49				
						304	A Penn	40 60				
						304	H Penn	61 54				
						307	A Dartmouth	51 63				
						307	H Dartmouth	67 61				
						322	A Cornell	50 53				
						322	H Cornell	61 54				
						341	H St. Francis (NY)	75 65				
LAST 12 Division I GAMES:												
285	A Brown	55 65	304	A Penn	40 60							
210	A Yale	48 42	70	A Princeton	35 57							
70	H Princeton	52 65	210	H Yale	67 57							
304	H Penn	61 54	285	H Brown	72 49							
175	A Harvard	46 77	307	H Dartmouth	67 61							
307	A Dartmouth	51 63	175	H Harvard	68 69							

Non-Div I Games:

Columbia

■ Loss, 
 ■ Non-Conf, 
 ■ S Site, 
 ■ H Home 
 ■ A Away 
 N Neutral

## Connecticut

Through Games Of Sunday, March 13, 2011

COMBINED				THROUGH GAMES OF SUNDAY, MARCH 13, 1911						
Average RPI Win:	68	WON-LOST	WINNING	LAST 10	STRENGTH OF	OPP. STRENGTH	TEAM	ADJ.	CONF.	ADJ CONF.
Average RPI Loss:	5	RECORD	PCT. RANK	GAMES	SCHEDULE	OF SCHEDULE	RPI	RPI	RPI	RPI
DIV. I ONLY	32- 1	1	10- 0	4	2	1	1	3	3	
DIV. I NON-CONF.	13- 1	8	2- 0	3	3	2	1	2	2	
<hr/>										
TOTALS	RPI 1-25		RPI 26-50	W-L RECORDS	RPI 51-100	RPI 101-150	RPI 150+			
32- 1	16- 1		4- 0	OVERALL	3- 0	4- 0	5- 0			
20- 0	10- 0		2- 0	HOME	3- 0	2- 0	3- 0			
11- 1	5- 1		2- 0	AWAY	0- 0	2- 0	2- 0			
1- 0	1- 0		0- 0	NEUTRAL	0- 0	0- 0	0- 0			
13- 1	7- 1		1- 0	NON-CONFERENCE	1- 0	1- 0	3- 0			
9- 0	4- 0		1- 0	HOME	1- 0	1- 0	2- 0			
3- 1	2- 1		0- 0	AWAY	0- 0	0- 0	1- 0			
1- 0	1- 0		0- 0	NEUTRAL	0- 0	0- 0	0- 0			
19- 0	9- 0		3- 0	CONFERENCE	2- 0	3- 0	2- 0			
11- 0	6- 0		1- 0	HOME	2- 0	1- 0	1- 0			
8- 0	3- 0		2- 0	AWAY	0- 0	2- 0	1- 0			
0- 0	0- 0		0- 0	NEUTRAL	0- 0	0- 0	0- 0			

RPI	S	Opponent	Score	RPI	S	Opponent	Score	RPI	S	Opponent	Score	RPI	S	Opponent	Score
3	H	Duke	87 51	31	A	West Virginia	57 51	54	H	Syracuse	82 47	108	H	Sacred Heart	86 32
4	H	Baylor	65 64	32	A	St. John's (NY)	84 52	96	H	Pittsburgh	66 46	111	H	Villanova	81 35
5	A	Stanford	59 71	36	H	Louisville	78 55	98	H	Lehigh	81 38	117	A	Providence	68 38
7	N	Ohio St.	81 50	49	H	LSU	81 51					133	A	South Fla.	80 54
10	A	Notre Dame	79 76									166	A	Cincinnati	80 46
10	H	Notre Dame	78 57									176	H	Howard	86 25
10	H	Notre Dame	73 64									189	H	Seton Hall	80 59
11	H	DePaul	89 66									261	H	Holy Cross	117 37
15	H	Florida St.	93 62									280	A	Pacific	85 42
18	A	Georgetown	52 42												
18	H	Georgetown	59 43												
19	A	Georgia Tech	71 51												
20	H	Oklahoma	86 45												
21	A	North Carolina	83 57												
23	A	Rutgers	63 44												
23	H	Rutgers	75 51												
24	H	Marquette	79 47												
LAST 12 Division I GAMES:															
10	H	Notre Dame	73 64	10	H	Notre Dame	78 57								
23	H	Rutgers	75 51	20	H	Oklahoma	86 45								
18	H	Georgetown	59 43	117	A	Providence	68 38								
54	H	Syracuse	82 47	31	A	West Virginia	57 51								
18	A	Georgetown	52 42	11	H	DePaul	89 66								
189	H	Seton Hall	80 59	3	H	Duke	87 51								

Non-Div I Games:

Connecticut

■ Loss, 
 ■ Non-Conf, S Site, 
 ■ Home 
 ■ Away 
 N Neutral

Average RPI Win: <b>269</b>	WON-LOST	WINNING	LAST 10	STRENGTH OF	OPP. STRENGTH	TEAM	ADJ.	CONF.	ADJ CONF.
Average RPI Loss: <b>162</b>	RECORD	PCT. RANK	GAMES	SCHEDULE	OF SCHEDULE	RPI	RPI	RPI	RPI
DIV. I ONLY	<b>12- 17</b>	<b>216</b>	<b>5- 5</b>	<b>234</b>	<b>236</b>	<b>241</b>	<b>240</b>	<b>25</b>	<b>25</b>
DIV. I NON-CONF.	<b>2- 9</b>	<b>306</b>	<b>0- 1</b>	<b>214</b>	<b>99</b>	<b>298</b>	<b>294</b>	<b>26</b>	<b>26</b>
TOTALS	RPI 1-25	RPI 26-50	W-L RECORDS	RPI 51-100	RPI 101-150	RPI 150+			
12- 17	0- 1	0- 0	OVERALL	0- 5	0- 3	12- 8			
6- 7	0- 0	0- 0	HOME	0- 3	0- 2	6- 2			
5- 9	0- 1	0- 0	AWAY	0- 1	0- 1	5- 6			
1- 1	0- 0	0- 0	NEUTRAL	0- 1	0- 0	1- 0			
2- 9	0- 1	0- 0	NON-CONFERENCE	0- 3	0- 3	2- 2			
1- 4	0- 0	0- 0	HOME	0- 2	0- 2	1- 0			
1- 5	0- 1	0- 0	AWAY	0- 1	0- 1	1- 2			
0- 0	0- 0	0- 0	NEUTRAL	0- 0	0- 0	0- 0			
10- 8	0- 0	0- 0	CONFERENCE	0- 2	0- 0	10- 6			
5- 3	0- 0	0- 0	HOME	0- 1	0- 0	5- 2			
4- 4	0- 0	0- 0	AWAY	0- 0	0- 0	4- 4			
1- 1	0- 0	0- 0	NEUTRAL	0- 1	0- 0	1- 0			

RPI 1-25				RPI 26-50				RPI 51-100				RPI 101+ Team's RPI: 240			
RPI	S	Opponent	Score	RPI	S	Opponent	Score	RPI	S	Opponent	Score	RPI	S	Opponent	Score
18	A	Georgetown	52 73					51	H	Missouri St.	61 67	146	H	Robert Morris	51 55
								77	H	Hampton	56 76	147	H	Hartford	48 49
								77	N	Hampton	46 70	148	A	UMBC	51 58
								81	A	St. Francis (PA)	67 77	176	H	Howard	48 39
								90	H	VCU	62 71	192	A	N.C. A&T	58 81
												192	H	N.C. A&T	74 75
												217	A	Morgan St.	56 63
												217	H	Morgan St.	74 58
												220	A	Florida A&M	62 73
												220	N	Florida A&M	76 64
												227	A	Towson	75 68
												228	A	George Washington	42 63
												257	A	Md.-East. Shore	56 66
												257	H	Md.-East. Shore	62 50
												284	A	Delaware St.	64 50
												284	H	Delaware St.	49 51
												293	A	South Carolina St.	71 45
												293	H	South Carolina St.	84 51
												309	A	Bethune-Cookman	76 57
												312	A	Norfolk St.	64 50
												312	H	Norfolk St.	64 55
												325	A	N.C. Central	50 60
												325	H	N.C. Central	59 47
LAST 12 Division I GAMES:															
		77	N	Hampton	46	70		257	H	Md.-East. Shore	62	50			
		220	N	Florida A&M	76	64		325	A	N.C. Central	50	60			
		217	H	Morgan St.	74	58		293	A	South Carolina St.	71	45			
		312	A	Norfolk St.	64	50		220	A	Florida A&M	62	73			
		192	A	N.C. A&T	58	81		309	A	Bethune-Cookman	76	57			
		284	H	Delaware St.	49	51		312	H	Norfolk St.	64	55			

Non-Div I Games: Lincoln (PA) 95 65

Coppin St.

■ Loss, 
 ■ Non-Conf, 
 ■ S Site, 
 ■ Home 
 ■ A Away 
 N Neutral

Average RPI Win: <b>296</b>	WON-LOST	WINNING	LAST 10	STRENGTH OF	OPP. STRENGTH	TEAM	ADJ.	CONF.	ADJ CONF.
Average RPI Loss: <b>205</b>	RECORD	PCT. RANK	GAMES	SCHEDULE	OF SCHEDULE	RPI	RPI	RPI	RPI
DIV. I ONLY	<b>4- 22</b>	<b>327</b>	<b>1- 9</b>	<b>215</b>	<b>339</b>	<b>323</b>	<b>322</b>	<b>28</b>	<b>28</b>
DIV. I NON-CONF.	<b>1- 11</b>	<b>329</b>	<b>0- 0</b>	<b>142</b>	<b>339</b>	<b>310</b>	<b>311</b>	<b>27</b>	<b>27</b>
TOTALS	RPI 1-25	RPI 26-50	W-L RECORDS	RPI 51-100	RPI 101-150	RPI 150+			
4- 22	0- 0	0- 0	OVERALL	0- 4	0- 0	4- 18			
4- 8	0- 0	0- 0	HOME	0- 1	0- 0	4- 7			
0- 14	0- 0	0- 0	AWAY	0- 3	0- 0	0- 11			
0- 0	0- 0	0- 0	NEUTRAL	0- 0	0- 0	0- 0			
1- 11	0- 0	0- 0	NON-CONFERENCE	0- 2	0- 0	1- 9			
1- 4	0- 0	0- 0	HOME	0- 0	0- 0	1- 4			
0- 7	0- 0	0- 0	AWAY	0- 2	0- 0	0- 5			
0- 0	0- 0	0- 0	NEUTRAL	0- 0	0- 0	0- 0			
3- 11	0- 0	0- 0	CONFERENCE	0- 2	0- 0	3- 9			
3- 4	0- 0	0- 0	HOME	0- 1	0- 0	3- 3			
0- 7	0- 0	0- 0	AWAY	0- 1	0- 0	0- 6			
0- 0	0- 0	0- 0	NEUTRAL	0- 0	0- 0	0- 0			

RPI 1-25			RPI 26-50			RPI 51-100				RPI 101+			Team's RPI: 322				
RPI	S	Opponent	Score	RPI	S	Opponent	Score	RPI	S	Opponent	Score	RPI	S	Opponent	Score		
								54	A	Syracuse	45	86	153	H	Cleveland St.	50	65
								70	A	Princeton	43	65	158	A	Oakland	45	56
								70	H	Princeton	44	71	173	H	Manhattan	45	73
								94	A	Eastern Mich.	41	66	175	A	Harvard	68	73
													175	H	Harvard	36	67
													202	A	Binghamton	55	65
													209	H	South Dakota	45	60
													210	A	Yale	51	58
													210	H	Yale	49	57
													231	A	Fairfield	61	77
													263	H	Canisius	58	66
													265	A	Bucknell	45	54
													271	H	Longwood	69	65
													285	A	Brown	55	60
													285	H	Brown	53	66
													303	A	Columbia	54	61
													303	H	Columbia	53	50
													304	A	Penn	33	51
													304	H	Penn	57	51
													307	A	Dartmouth	51	59
													307	H	Dartmouth	66	55
													317	A	Colgate	52	65
LAST 12 Division I GAMES:																	
210	A	Yale	51	58	70	A	Princeton	43	65								
285	A	Brown	55	60	304	A	Penn	33	51								
304	H	Penn	57	51	285	H	Brown	53	66								
70	H	Princeton	44	71	210	H	Yale	49	57								
307	A	Dartmouth	51	59	175	H	Harvard	36	67								
175	A	Harvard	68	73	307	H	Dartmouth	66	55								

Non-Div I Games: Ithaca 58 55 Winston-Salem 62 54

Cornell

Loss, Non-Conf, S Site, H Home A Away N Neutral

Creighton

Through Games Of Sunday, March 13, 2011

Average RPI Win:	165	WON-LOST	WINNING	LAST 10	STRENGTH OF	OPP. STRENGTH	TEAM	ADJ.	CONF.	ADJ CONF.
Average RPI Loss:	74	RECORD	PCT. RANK	GAMES	SCHEDULE	OF SCHEDULE	RPI	RPI	RPI	RPI
DIV. I ONLY	18- 12	119	5- 5	64	87	75	76	8	8	
DIV. I NON-CONF.	6- 5	139	0- 0	19	75	66	65	8	8	
TOTALS	RPI 1-25	RPI 26-50	W-L RECORDS	RPI 51-100	RPI 101-150	RPI 150+				
18- 12	1- 1	0- 3	OVERALL	3- 5	5- 3	9- 0				
12- 3	1- 0	0- 1	HOME	3- 2	3- 0	5- 0				
5- 8	0- 1	0- 2	AWAY	0- 3	1- 2	4- 0				
1- 1	0- 0	0- 0	NEUTRAL	0- 0	1- 1	0- 0				
6- 5	1- 1	0- 1	NON-CONFERENCE	1- 3	1- 0	3- 0				
4- 2	1- 0	0- 0	HOME	1- 2	0- 0	2- 0				
1- 3	0- 1	0- 1	AWAY	0- 1	0- 0	1- 0				
1- 0	0- 0	0- 0	NEUTRAL	0- 0	1- 0	0- 0				
12- 7	0- 0	0- 2	CONFERENCE	2- 2	4- 3	6- 0				
8- 1	0- 0	0- 1	HOME	2- 0	3- 0	3- 0				
4- 5	0- 0	0- 1	AWAY	0- 2	1- 2	3- 0				
0- 1	0- 0	0- 0	NEUTRAL	0- 0	0- 1	0- 0				

RPI S	Opponent	Score	RPI S	Opponent	Score	RPI S	Opponent	Score	RPI S	Opponent	Score
10	A Notre Dame	54 91	34	A UNI	52 60	51	A Missouri St.	65 73	109	N Liberty	40 35
24	H Marquette	63 61	34	H UNI	57 58	51	H Missouri St.	68 56	119	A Wichita St.	51 60
			41	A Bowling Green	53 79	71	H Kansas	58 64	119	H Wichita St.	50 48
						78	H Wyoming	60 49	119	N Wichita St.	52 58
						85	A Illinois St.	57 70	129	A Indiana St.	62 53
						85	H Illinois St.	71 44	129	H Indiana St.	71 62
						99	A North Carolina St.	71 84	130	A Drake	54 65
						100	H Nebraska	55 63	130	H Drake	58 51
									169	A Bradley	72 50
									169	H Bradley	73 58
									209	A South Dakota	79 70
									225	H North Dakota St.	54 44
									233	H North Dakota	96 57
									237	A Evansville	81 55
									237	H Evansville	60 50
									320	A Southern Ill.	68 51
									320	H Southern Ill.	62 43
LAST 12 Division I GAMES:											
119	N Wichita St.	52 58	169	A Bradley	72 50						
130	A Drake	54 65	34	A UNI	52 60						
51	A Missouri St.	65 73	237	H Evansville	60 50						
119	A Wichita St.	51 60	320	H Southern Ill.	62 43						
85	H Illinois St.	71 44	119	H Wichita St.	50 48						
129	H Indiana St.	71 62	51	H Missouri St.	68 56						

Non-Div I Games:

Creighton

Loss, Non-Conf, S Site, H Home A Away N Neutral

Average RPI Win:	291	WON-LOST	WINNING	LAST 10	STRENGTH OF	OPP. STRENGTH	TEAM	ADJ.	CONF.	ADJ CONF.
Average RPI Loss:	181	RECORD	PCT. RANK	GAMES	SCHEDULE	OF SCHEDULE	RPI	RPI	RPI	RPI
DIV. I ONLY	7- 21	299	2- 8	263	275	307	307	28	28	
DIV. I NON-CONF.	4- 10	260	0- 0	198	224	256	259	27	27	
TOTALS	RPI 1-25	RPI 26-50	W-L RECORDS	RPI 51-100	RPI 101-150	RPI 150+				
7- 21	0- 1	0- 2	OVERALL	0- 4	0- 1	7- 13				
6- 6	0- 0	0- 1	HOME	0- 1	0- 0	6- 4				
1- 13	0- 1	0- 0	AWAY	0- 2	0- 1	1- 9				
0- 2	0- 0	0- 1	NEUTRAL	0- 1	0- 0	0- 0				
4- 10	0- 1	0- 2	NON-CONFERENCE	0- 2	0- 1	4- 4				
3- 2	0- 0	0- 1	HOME	0- 0	0- 0	3- 1				
1- 6	0- 1	0- 0	AWAY	0- 1	0- 1	1- 3				
0- 2	0- 0	0- 1	NEUTRAL	0- 1	0- 0	0- 0				
3- 11	0- 0	0- 0	CONFERENCE	0- 2	0- 0	3- 9				
3- 4	0- 0	0- 0	HOME	0- 1	0- 0	3- 3				
0- 7	0- 0	0- 0	AWAY	0- 1	0- 0	0- 6				
0- 0	0- 0	0- 0	NEUTRAL	0- 0	0- 0	0- 0				

RPI	S	Opponent	Score	RPI	S	Opponent	Score	RPI	S	Opponent	Score	RPI	S	Opponent	Score	Team's RPI: 307
16	A	Michigan St.	33 88	39	H	Kansas St.	48 69	58	A	Northwestern	37 66	147	A	Hartford	43 74	
				50	N	Marist	46 77	67	N	Boston College	61 87	158	A	Oakland	52 65	
								70	A	Princeton	42 81	175	A	Harvard	49 82	
								70	H	Princeton	50 75	175	H	Harvard	55 62	
												210	A	Yale	53 66	
												210	H	Yale	45 70	
												246	H	Northeastern	60 54	
												261	H	Holy Cross	66 57	
												276	H	Wagner	52 69	
												285	A	Brown	48 56	
												285	H	Brown	55 56	
												287	A	New Hampshire	52 65	
												292	A	Bryant	75 72	
												302	A	Rhode Island	66 69	
												303	A	Columbia	61 67	
												303	H	Columbia	63 51	
												304	A	Penn	49 60	
												304	H	Penn	68 65	
												311	H	Vermont	66 51	
												322	A	Cornell	55 66	
												322	H	Cornell	59 51	
LAST 12 Division I GAMES:																
175	H	Harvard	55 62	303	H	Columbia	63 51									
304	A	Penn	49 60	210	A	Yale	53 66									
70	A	Princeton	42 81	285	A	Brown	48 56									
285	H	Brown	55 56	70	H	Princeton	50 75									
210	H	Yale	45 70	304	H	Penn	68 65									
322	H	Cornell	59 51	303	A	Columbia	61 67									

Non-Div I Games:

Dartmouth

■ Loss, 
■ Non-Conf, 
■ S Site, 
■ H Home 
■ A Away 
N Neutral



## Davidson

Through Games Of Sunday, March 13, 2011

Average RPI Win:	238	WON-LOST	WINNING	LAST 10	STRENGTH OF	OPP. STRENGTH	TEAM	ADJ.	CONF.	ADJ CONF.
Average RPI Loss:	150	RECORD	PCT. RANK	GAMES	SCHEDULE	OF SCHEDULE	RPI	RPI	RPI	RPI
DIV. I ONLY	14- 17	194	4- 6	210	194	216	216	16	16	
DIV. I NON-CONF.	5- 4	135	0- 0	239	254	179	180	17	17	
TOTALS	RPI 1-25	RPI 26-50	W-L RECORDS	RPI 51-100	RPI 101-150	RPI 150+				
14- 17	0- 0	0- 0	OVERALL	1- 7	0- 2	13- 8				
8- 5	0- 0	0- 0	HOME	1- 2	0- 1	7- 2				
4- 11	0- 0	0- 0	AWAY	0- 4	0- 1	4- 6				
2- 1	0- 0	0- 0	NEUTRAL	0- 1	0- 0	2- 0				
5- 4	0- 0	0- 0	NON-CONFERENCE	0- 3	0- 0	5- 1				
2- 1	0- 0	0- 0	HOME	0- 1	0- 0	2- 0				
2- 3	0- 0	0- 0	AWAY	0- 2	0- 0	2- 1				
1- 0	0- 0	0- 0	NEUTRAL	0- 0	0- 0	1- 0				
9- 13	0- 0	0- 0	CONFERENCE	1- 4	0- 2	8- 7				
6- 4	0- 0	0- 0	HOME	1- 1	0- 1	5- 2				
2- 8	0- 0	0- 0	AWAY	0- 2	0- 1	2- 5				
1- 1	0- 0	0- 0	NEUTRAL	0- 1	0- 0	1- 0				

RPI 1-25				RPI 26-50				RPI 51-100				RPI 101+				Team's RPI: 216	
RPI	S	Opponent	Score	RPI	S	Opponent	Score	RPI	S	Opponent	Score	RPI	S	Opponent	Score		
								57	A	Appalachian St.	73	83	136	A	Chattanooga	70	91
								57	H	Appalachian St.	66	83	136	H	Chattanooga	51	54
								57	N	Appalachian St.	63	73	158	A	Elon	60	61
								63	A	UALR	51	76	158	H	Elon	69	65
								64	A	Arkansas	55	68	198	A	UTSA	69	60
								70	H	Princeton	61	67	206	A	UNC Greensboro	53	52
								80	A	Samford	47	58	206	H	UNC Greensboro	58	59
								80	H	Samford	71	62	222	H	Radford	71	62
													229	A	Furman	52	60
													229	H	Furman	57	62
													234	A	Western Caro.	48	60
													234	H	Western Caro.	65	56
													245	A	Ga. Southern	42	55
													245	H	Ga. Southern	60	46
													254	A	Col. of Charleston	52	61
													254	H	Col. of Charleston	69	40
													254	N	Col. of Charleston	69	53
													271	A	Longwood	63	53
													279	A	Winthrop	41	49
													294	H	William & Mary	69	47
													298	A	Wofford	80	50
													298	H	Wofford	88	57
													321	N	North Texas	70	55
LAST 12 Division I GAMES:																	
								57	N	Appalachian St.	63	73	136	A	Chattanooga	70	91
								254	N	Col. of Charleston	69	53	229	A	Furman	52	60
								298	H	Wofford	88	57	254	A	Col. of Charleston	52	61
								229	H	Furman	57	62	234	H	Western Caro.	65	56
								245	H	Ga. Southern	60	46	57	A	Appalachian St.	73	83
								80	A	Samford	47	58	158	H	Elon	69	65

Non-Div I Games:

Davidson

■ Loss, 
 ■ Non-Conf, 
 ■ S Site, 
 ■ Home 
 ■ Away 
 N Neutral

Average RPI Win:	156	WON-LOST	WINNING	LAST 10	STRENGTH OF	OPP. STRENGTH	TEAM	ADJ.	CONF.	ADJ CONF.
Average RPI Loss:	51	RECORD	PCT. RANK	GAMES	SCHEDULE	OF SCHEDULE	RPI	RPI	RPI	RPI
DIV. I ONLY	21- 11	78	6- 4	33	79	46	46	7	7	
DIV. I NON-CONF.	9- 5	87	0- 0	47	91	55	55	7	7	
TOTALS	RPI 1-25	RPI 26-50	W-L RECORDS	RPI 51-100	RPI 101-150	RPI 150+				
21- 11	0- 4	1- 3	OVERALL	6- 2	2- 0	12- 2				
8- 4	0- 1	0- 1	HOME	2- 1	0- 0	6- 1				
8- 5	0- 2	0- 2	AWAY	3- 1	1- 0	4- 0				
5- 2	0- 1	1- 0	NEUTRAL	1- 0	1- 0	2- 1				
9- 5	0- 1	0- 2	NON-CONFERENCE	2- 0	2- 0	5- 2				
3- 2	0- 0	0- 1	HOME	1- 0	0- 0	2- 1				
4- 2	0- 1	0- 1	AWAY	1- 0	1- 0	2- 0				
2- 1	0- 0	0- 0	NEUTRAL	0- 0	1- 0	1- 1				
12- 6	0- 3	1- 1	CONFERENCE	4- 2	0- 0	7- 0				
5- 2	0- 1	0- 0	HOME	1- 1	0- 0	4- 0				
4- 3	0- 1	0- 1	AWAY	2- 1	0- 0	2- 0				
3- 1	0- 1	1- 0	NEUTRAL	1- 0	0- 0	1- 0				

RPI S	Opponent	Score	RPI S	Opponent	Score	Team's RPI: 46	RPI S	Opponent	Score	RPI S	Opponent	Score
8	A Xavier	59 63	29	H Penn St.	107 112		52	H Duquesne	57 61	110	N Colorado	70 50
8	H Xavier	66 70	36	A Louisville	55 69		52	N Duquesne	74 66	120	A Minnesota	97 81
8	N Xavier	60 67	37	A Temple	52 76		56	A Charlotte	52 73	151	N San Diego St.	62 74
16	A Michigan St.	62 74	37	N Temple	75 67		60	H Toledo	102 69	160	A Wright St.	91 61
							67	A Boston College	89 77	164	H Ill.-Chicago	65 66
							68	H St. Joseph's	79 68	166	H Cincinnati	70 59
							73	A St. Bonaventure	87 80	175	H Harvard	101 80
							74	A Richmond	66 55	197	A Cal St. Bakersfield	98 78
										201	H La Salle	85 51
										209	N South Dakota	78 56
										221	H Fordham	69 51
										228	H George Washington	80 64
										228	N George Washington	61 58
										266	H Massachusetts	66 58
										268	A St. Louis	84 62
										302	A Rhode Island	63 43
LAST 12 Division I GAMES:												
8	N Xavier	60 67	37	A Temple	52 76							
37	N Temple	75 67	56	A Charlotte	52 73							
52	N Duquesne	74 66	266	H Massachusetts	66 58							
228	N George Washington	61 58	8	H Xavier	66 70							
221	H Fordham	69 51	73	A St. Bonaventure	87 80							
302	A Rhode Island	63 43	68	H St. Joseph's	79 68							

Non-Div I Games:

Dayton

■ Loss, 
 ■ Non-Conf, 
 ■ S Site, 
 ■ H Home 
 ■ A Away 
 N Neutral

DePaul				Through Games Of Sunday, March 13, 2011							
Average RPI Win: 112		WON-LOST	WINNING	LAST 10	STRENGTH OF	OPP. STRENGTH	TEAM	ADJ.	CONF.	ADJ CONF.	
Average RPI Loss: 27		RECORD	PCT. RANK	GAMES	SCHEDULE	OF SCHEDULE	RPI	RPI	RPI	RPI	
DIV. I ONLY		27- 6	19	6- 4	32	16	11	11	3	3	
DIV. I NON-CONF.		13- 2	21	0- 0	103	38	22	21	2	2	
<hr/>											
TOTALS		RPI 1-25	RPI 26-50	W-L RECORDS	RPI 51-100	RPI 101-150	RPI 150+				
27- 6	5- 3	4- 3	OVERALL	5- 0	4- 0	9- 0					
17- 0	5- 0	2- 0	HOME	2- 0	3- 0	5- 0					
9- 5	0- 2	1- 3	AWAY	3- 0	1- 0	4- 0					
1- 1	0- 1	1- 0	NEUTRAL	0- 0	0- 0	0- 0					
<hr/>											
13- 2	1- 0	1- 2	NON-CONFERENCE	3- 0	1- 0	7- 0					
9- 0	1- 0	1- 0	HOME	2- 0	1- 0	4- 0					
4- 2	0- 0	0- 2	AWAY	1- 0	0- 0	3- 0					
0- 0	0- 0	0- 0	NEUTRAL	0- 0	0- 0	0- 0					
<hr/>											
14- 4	4- 3	3- 1	CONFERENCE	2- 0	3- 0	2- 0					
8- 0	4- 0	1- 0	HOME	0- 0	2- 0	1- 0					
5- 3	0- 2	1- 1	AWAY	2- 0	1- 0	1- 0					
1- 1	0- 1	1- 0	NEUTRAL	0- 0	0- 0	0- 0					
<hr/>											
RPI 1-25		Team's RPI: 11	RPI 26-50		RPI 51-100		RPI 101+				
RPI	S	Opponent	Score	RPI	S	Opponent	Score	RPI	S	Opponent	Score
1	A	Connecticut	66 89	31	H	West Virginia	78 55	51	A	Missouri St.	82 66
5	H	Stanford	91 71	32	A	St. John's (NY)	69 54	54	A	Syracuse	77 61
10	H	Notre Dame	70 69	32	N	St. John's (NY)	66 54	58	H	Northwestern	76 72
10	N	Notre Dame	67 71	36	A	Louisville	55 68	85	H	Illinois St.	100 83
18	H	Georgetown	82 57	40	A	Arizona St.	66 79	96	A	Pittsburgh	67 51
23	H	Rutgers	66 62	43	H	Florida	74 73				
24	A	Marquette	53 60	48	A	Purdue	58 67				
24	H	Marquette	64 56								
<hr/>											
LAST 12 Division I GAMES:											
<hr/>											
10 N Notre Dame 67 71				23 H Rutgers 66 62							
32 N St. John's (NY) 66 54				24 H Marquette 64 56							
10 H Notre Dame 70 69				54 A Syracuse 77 61							
24 A Marquette 53 60				1 A Connecticut 66 89							
36 A Louisville 55 68				31 H West Virginia 78 55							
18 H Georgetown 82 57				166 A Cincinnati 67 48							

Non-Div I Games:

DePaul

Loss, Non-Conf, S Site, H Home A Away N Neutral

# Delaware

Through Games Of Sunday, March 13, 2011

Average RPI Win:	181	WON-LOST	WINNING	LAST 10	STRENGTH OF	OPP. STRENGTH	TEAM	ADJ.	CONF.	ADJ CONF.
Average RPI Loss:	88	RECORD	PCT. RANK	GAMES	SCHEDULE	OF SCHEDULE	RPI	RPI	RPI	RPI
DIV. I ONLY	20- 13	118	5- 4	86	111	87	86	10	11	
DIV. I NON-CONF.	7- 4	94	0- 0	35	104	49	49	11	11	
TOTALS	RPI 1-25	RPI 26-50	W-L RECORDS	RPI 51-100	RPI 101-150	RPI 150+				
20- 13	0- 2	0- 2	OVERALL	5- 6	3- 0	12- 3				
9- 5	0- 1	0- 0	HOME	3- 3	2- 0	4- 1				
7- 6	0- 0	0- 1	AWAY	0- 3	1- 0	6- 2				
4- 2	0- 1	0- 1	NEUTRAL	2- 0	0- 0	2- 0				
7- 4	0- 0	0- 2	NON-CONFERENCE	1- 2	3- 0	3- 0				
3- 2	0- 0	0- 0	HOME	1- 2	2- 0	0- 0				
3- 1	0- 0	0- 1	AWAY	0- 0	1- 0	2- 0				
1- 1	0- 0	0- 1	NEUTRAL	0- 0	0- 0	1- 0				
13- 9	0- 2	0- 0	CONFERENCE	4- 4	0- 0	9- 3				
6- 3	0- 1	0- 0	HOME	2- 1	0- 0	4- 1				
4- 5	0- 0	0- 0	AWAY	0- 3	0- 0	4- 2				
3- 1	0- 1	0- 0	NEUTRAL	2- 0	0- 0	1- 0				

RPI S	Opponent	Score	RPI S	Opponent	Score	RPI S	Opponent	Score	RPI S	Opponent	Score
25 H	James Madison	64 69	29 A	Penn St.	55 64	68 H	St. Joseph's	45 50	111 H	Villanova	69 62
25 N	James Madison	61 67	30 N	Vanderbilt	51 72	69 A	Old Dominion	61 70	140 A	Navy	60 55
						69 H	Old Dominion	59 62	148 H	UMBC	59 44
						69 N	Old Dominion	72 55	162 A	Hofstra	68 81
						70 H	Princeton	50 68	162 H	Hofstra	71 66
						81 H	St. Francis (PA)	68 52	201 A	La Salle	59 48
						82 A	UNC Wilmington	48 66	205 A	Georgia St.	50 46
						82 N	UNC Wilmington	62 47	210 A	Yale	79 61
						90 H	VCU	75 67	211 A	George Mason	56 67
						95 A	Drexel	56 59	211 H	George Mason	48 51
						95 H	Drexel	53 44	227 A	Towson	64 52
									227 H	Towson	75 57
									246 A	Northeastern	61 51
									246 H	Northeastern	52 37
									246 N	Northeastern	74 66
									251 N	Alcorn St.	76 36
									294 A	William & Mary	70 66
									294 H	William & Mary	60 51
LAST 12 Division I GAMES:											
25 N	James Madison	61 67	90 H	VCU	75 67						
82 N	UNC Wilmington	62 47	25 H	James Madison	64 69						
69 N	Old Dominion	72 55	211 A	George Mason	56 67						
246 N	Northeastern	74 66	294 A	William & Mary	70 66						
227 H	Towson	75 57	227 A	Towson	64 52						
69 A	Old Dominion	61 70	95 H	Drexel	53 44						

Non-Div I Games:

Delaware

Loss, Non-Conf, S Site, H Home A Away N Neutral

Average RPI Win:	276	WON-LOST	WINNING	LAST 10	STRENGTH OF	OPP. STRENGTH	TEAM	ADJ.	CONF.	ADJ CONF.
Average RPI Loss:	175	RECORD	PCT. RANK	GAMES	SCHEDULE	OF SCHEDULE	RPI	RPI	RPI	RPI
DIV. I ONLY	8- 20	283	4- 6	222	263	284	284	25	25	
DIV. I NON-CONF.	3- 8	266	0- 0	195	155	255	250	26	26	
TOTALS	RPI 1-25	RPI 26-50	W-L RECORDS	RPI 51-100	RPI 101-150	RPI 150+				
8- 20	0- 2	0- 1	OVERALL	0- 3	0- 0	8- 14				
3- 9	0- 1	0- 0	HOME	0- 1	0- 0	3- 7				
5- 10	0- 1	0- 1	AWAY	0- 2	0- 0	5- 6				
0- 1	0- 0	0- 0	NEUTRAL	0- 0	0- 0	0- 1				
3- 8	0- 2	0- 1	NON-CONFERENCE	0- 1	0- 0	3- 4				
0- 4	0- 1	0- 0	HOME	0- 0	0- 0	0- 3				
3- 4	0- 1	0- 1	AWAY	0- 1	0- 0	3- 1				
0- 0	0- 0	0- 0	NEUTRAL	0- 0	0- 0	0- 0				
5- 12	0- 0	0- 0	CONFERENCE	0- 2	0- 0	5- 10				
3- 5	0- 0	0- 0	HOME	0- 1	0- 0	3- 4				
2- 6	0- 0	0- 0	AWAY	0- 1	0- 0	2- 5				
0- 1	0- 0	0- 0	NEUTRAL	0- 0	0- 0	0- 1				

RPI 1-25				RPI 26-50				RPI 51-100				RPI 101+ Team's RPI: 284			
RPI	S	Opponent	Score	RPI	S	Opponent	Score	RPI	S	Opponent	Score	RPI	S	Opponent	Score
8	A	Xavier	41 72	31	A	West Virginia	31 66	54	A	Syracuse	17 87	157	H	Long Island	57 67
14	H	Maryland	49 79					77	A	Hampton	29 52	160	H	Wright St.	52 58
								77	H	Hampton	64 77	176	A	Howard	46 51
												189	H	Seton Hall	57 65
												192	H	N.C. A&T	73 67
												217	A	Morgan St.	59 47
												217	H	Morgan St.	44 51
												220	A	Florida A&M	46 69
												220	H	Florida A&M	56 66
												227	A	Towson	41 55
												240	A	Coppin St.	51 49
												240	H	Coppin St.	50 64
												257	A	Md.-East. Shore	49 55
												257	H	Md.-East. Shore	74 69
												257	N	Md.-East. Shore	44 52
												293	A	South Carolina St.	35 47
												309	A	Bethune-Cookman	50 55
												309	H	Bethune-Cookman	56 64
												312	H	Norfolk St.	66 48
												323	A	NJIT	82 74
												325	A	N.C. Central	69 48
												341	A	St. Francis (NY)	62 42
LAST 12 Division I GAMES:															
257	N	Md.-East. Shore	44 52	309	A	Bethune-Cookman	50 55								
257	A	Md.-East. Shore	49 55	312	H	Norfolk St.	66 48								
77	H	Hampton	64 77	192	H	N.C. A&T	73 67								
240	A	Coppin St.	51 49	176	A	Howard	46 51								
217	A	Morgan St.	59 47	77	A	Hampton	29 52								
220	A	Florida A&M	46 69	240	H	Coppin St.	50 64								

Non-Div I Games: Wesley 90 58

Delaware St.

■ Loss, 
 ■ Non-Conf, 
 ■ S Site, 
 ■ Home 
 ■ A Away 
 N Neutral

Average RPI Win:	225	WON-LOST	WINNING	LAST 10	STRENGTH OF	OPP. STRENGTH	TEAM	ADJ.	CONF.	ADJ CONF.
Average RPI Loss:	109	RECORD	PCT. RANK	GAMES	SCHEDULE	OF SCHEDULE	RPI	RPI	RPI	RPI
DIV. I ONLY	19- 11	91	7- 3	225	163	128	127	17	17	
DIV. I NON-CONF.	8- 5	105	0- 0	191	158	121	119	14	14	
TOTALS	RPI 1-25	RPI 26-50	W-L RECORDS	RPI 51-100	RPI 101-150	RPI 150+				
19- 11	0- 0	1- 2	OVERALL	0- 3	3- 3	15- 3				
12- 2	0- 0	1- 0	HOME	0- 1	2- 1	9- 0				
6- 7	0- 0	0- 1	AWAY	0- 2	1- 1	5- 3				
1- 2	0- 0	0- 1	NEUTRAL	0- 0	0- 1	1- 0				
8- 5	0- 0	1- 1	NON-CONFERENCE	0- 1	2- 1	5- 2				
6- 0	0- 0	1- 0	HOME	0- 0	2- 0	3- 0				
1- 4	0- 0	0- 0	AWAY	0- 1	0- 1	1- 2				
1- 1	0- 0	0- 1	NEUTRAL	0- 0	0- 0	1- 0				
11- 6	0- 0	0- 1	CONFERENCE	0- 2	1- 2	10- 1				
6- 2	0- 0	0- 0	HOME	0- 1	0- 1	6- 0				
5- 3	0- 0	0- 1	AWAY	0- 1	1- 0	4- 1				
0- 1	0- 0	0- 0	NEUTRAL	0- 0	0- 1	0- 0				

RPI S	Opponent	Score	RPI S	Opponent	Score	RPI S	Opponent	Score	RPI S	Opponent	Score	Team's RPI: 127
30	H Vanderbilt	70 65	63	A UALR	39 46	110	H Colorado	70 69				
35	N Georgia	51 73	63	H UALR	46 49	131	A Western Ky.	51 50				
45	A Middle Tenn.	68 71	78	A Wyoming	58 64	131	N Western Ky.	57 65				
						134	A Montana	45 50				
						135	H FIU	63 71				
						144	H UTEP	72 63				
						152	A Montana St.	74 68				
						154	A Oregon	71 82				
						179	A Arkansas St.	53 62				
						179	H Arkansas St.	65 56				
						181	A Colorado St.	56 72				
						186	A La.-Monroe	55 54				
						186	H La.-Monroe	87 63				
						194	H South Ala.	63 43				
						214	H Northern Colo.	56 45				
						275	H Air Force	73 62				
						296	N Stephen F. Austin	88 76				
						297	A La.-Lafayette	82 39				
						297	H La.-Lafayette	70 58				
						306	H Fla. Atlantic	79 55				
						308	A Troy	66 43				
						321	A North Texas	74 50				
						321	H North Texas	86 67				
						334	H San Jose St.	64 27				
LAST 12 Division I GAMES:												
131	N Western Ky.	57 65	306	H Fla. Atlantic	79 55							
321	A North Texas	74 50	179	A Arkansas St.	53 62							
297	A La.-Lafayette	82 39	63	A UALR	39 46							
194	H South Ala.	63 43	321	H North Texas	86 67							
186	H La.-Monroe	87 63	45	A Middle Tenn.	68 71							
308	A Troy	66 43	179	H Arkansas St.	65 56							

Non-Div I Games:

Denver

Average RPI Win:	206	WON-LOST	WINNING	LAST 10	STRENGTH OF	OPP. STRENGTH	TEAM	ADJ.	CONF.	ADJ CONF.
Average RPI Loss:	128	RECORD	PCT. RANK	GAMES	SCHEDULE	OF SCHEDULE	RPI	RPI	RPI	RPI
DIV. I ONLY	12- 18	223	3- 7	113	159	186	185	14	14	
DIV. I NON-CONF.	5- 5	165	0- 0	17	124	79	78	15	15	
TOTALS	RPI 1-25	RPI 26-50	W-L RECORDS	RPI 51-100	RPI 101-150	RPI 150+				
12- 18	0- 3	0- 1	OVERALL	2- 2	1- 2	9- 10				
6- 7	0- 1	0- 0	HOME	0- 0	0- 1	6- 5				
6- 10	0- 2	0- 1	AWAY	2- 1	1- 1	3- 5				
0- 1	0- 0	0- 0	NEUTRAL	0- 1	0- 0	0- 0				
5- 5	0- 1	0- 1	NON-CONFERENCE	2- 2	0- 0	3- 1				
3- 0	0- 0	0- 0	HOME	0- 0	0- 0	3- 0				
2- 4	0- 1	0- 1	AWAY	2- 1	0- 0	0- 1				
0- 1	0- 0	0- 0	NEUTRAL	0- 1	0- 0	0- 0				
7- 13	0- 2	0- 0	CONFERENCE	0- 0	1- 2	6- 9				
3- 7	0- 1	0- 0	HOME	0- 0	0- 1	3- 5				
4- 6	0- 1	0- 0	AWAY	0- 0	1- 1	3- 4				
0- 0	0- 0	0- 0	NEUTRAL	0- 0	0- 0	0- 0				

RPI S	Opponent	Score	RPI S	Opponent	Score	RPI S	Opponent	Score	RPI S	Opponent	Score	Team's RPI: 185
16	A Michigan St.	42 82	41	A Bowling Green	63 88	53	A Michigan	67 48	126	A Butler	38 64	
22	A Green Bay	62 69				68	N St. Joseph's	70 77	126	A Butler	55 51	
22	H Green Bay	48 68				72	A Tulane	55 63	126	H Butler	66 72	
						94	A Eastern Mich.	62 60	153	A Cleveland St.	51 61	
									153	H Cleveland St.	71 74	
									158	H Oakland	58 53	
									160	A Wright St.	62 63	
									160	H Wright St.	55 75	
									161	A IPFW	66 78	
									164	A Ill.-Chicago	40 53	
									164	H Ill.-Chicago	58 66	
									172	A Milwaukee	90 76	
									172	H Milwaukee	55 65	
									244	H Ball St.	78 60	
									250	A Loyola (IL)	71 62	
									250	H Loyola (IL)	77 88	
									256	H Western Mich.	66 53	
									274	A Valparaiso	46 57	
									274	H Valparaiso	68 52	
									274	H Valparaiso	57 50	
									288	A Youngstown St.	66 57	
									288	H Youngstown St.	52 43	
LAST 12 Division I GAMES:												
126	A Butler	38 64	153	H Cleveland St.	71 74							
274	H Valparaiso	57 50	288	H Youngstown St.	52 43							
22	H Green Bay	48 68	160	H Wright St.	55 75							
172	H Milwaukee	55 65	274	A Valparaiso	46 57							
250	A Loyola (IL)	71 62	126	A Butler	55 51							
164	A Ill.-Chicago	40 53	164	H Ill.-Chicago	58 66							

Non-Div I Games: Marygrove 68 27

Detroit

■ Loss, 
■ Non-Conf, S Site, 
■ Home 
■ Away 
N Neutral

# Drake

Through Games Of Sunday, March 13, 2011

Average RPI Win:	212	WON-LOST	WINNING	LAST 10	STRENGTH OF	OPP. STRENGTH	TEAM	ADJ.	CONF.	ADJ CONF.
Average RPI Loss:	71	RECORD	PCT. RANK	GAMES	SCHEDULE	OF SCHEDULE	RPI	RPI	RPI	RPI
DIV. I ONLY	15- 15	165	6- 4	110	96	130	130	8	8	
DIV. I NON-CONF.	6- 5	139	0- 0	128	178	128	126	8	8	
TOTALS	RPI 1-25	RPI 26-50	W-L RECORDS	RPI 51-100	RPI 101-150	RPI 150+				
15- 15	0- 1	0- 3	OVERALL	3- 7	1- 4	11- 0				
9- 7	0- 1	0- 1	HOME	2- 3	1- 2	6- 0				
5- 7	0- 0	0- 2	AWAY	0- 3	0- 2	5- 0				
1- 1	0- 0	0- 0	NEUTRAL	1- 1	0- 0	0- 0				
6- 5	0- 1	0- 1	NON-CONFERENCE	1- 2	0- 1	5- 0				
3- 4	0- 1	0- 0	HOME	0- 2	0- 1	3- 0				
2- 1	0- 0	0- 1	AWAY	0- 0	0- 0	2- 0				
1- 0	0- 0	0- 0	NEUTRAL	1- 0	0- 0	0- 0				
9- 10	0- 0	0- 2	CONFERENCE	2- 5	1- 3	6- 0				
6- 3	0- 0	0- 1	HOME	2- 1	1- 1	3- 0				
3- 6	0- 0	0- 1	AWAY	0- 3	0- 2	3- 0				
0- 1	0- 0	0- 0	NEUTRAL	0- 1	0- 0	0- 0				

RPI S	Opponent	Score	RPI S	Opponent	Score	RPI S	Opponent	Score	RPI S	Opponent	Score	Team's RPI: 130
17	H Iowa	71 75	33	A Iowa St.	46 64	51	A Missouri St.	82 92	103	H Tennessee Tech	55 56	
			34	A UNI	55 74	51	H Missouri St.	61 90	119	A Wichita St.	58 72	
			34	H UNI	51 89	51	N Missouri St.	77 86	119	H Wichita St.	57 66	
						75	H Wisconsin	49 60	129	A Indiana St.	74 77	
						76	A Creighton	51 58	129	H Indiana St.	72 67	
						76	H Creighton	65 54	169	A Bradley	67 65	
						85	A Illinois St.	45 60	169	H Bradley	68 64	
						85	H Illinois St.	67 58	233	A North Dakota	76 51	
						87	N Central Mich.	90 70	237	A Evansville	69 62	
						93	H St. Mary's (CA)	46 70	237	H Evansville	63 55	
									255	H UMKC	71 54	
									262	A Northern Ariz.	67 52	
									275	H Air Force	77 61	
									320	A Southern Ill.	70 57	
									320	H Southern Ill.	67 50	
									321	H North Texas	82 67	
LAST 12 Division I GAMES:												
			51	N Missouri St.	77 86	34	A UNI	55 74				
			76	H Creighton	65 54	169	A Bradley	67 65				
			119	A Wichita St.	58 72	320	H Southern Ill.	67 50				
			51	A Missouri St.	82 92	237	H Evansville	63 55				
			129	H Indiana St.	72 67	51	H Missouri St.	61 90				
			85	H Illinois St.	67 58	119	H Wichita St.	57 66				

Non-Div I Games:

Drake

Loss, Non-Conf, S Site, H Home A Away N Neutral



Average RPI Win:	193	WON-LOST	WINNING	LAST 10	STRENGTH OF	OPP. STRENGTH	TEAM	ADJ.	CONF.	ADJ CONF.
Average RPI Loss:	83	RECORD	PCT. RANK	GAMES	SCHEDULE	OF SCHEDULE	RPI	RPI	RPI	RPI
DIV. I ONLY	19- 12	106	6- 4	144	81	95	95	10	11	
DIV. I NON-CONF.	8- 3	57	0- 0	126	19	62	60	11	11	
TOTALS	RPI 1-25	RPI 26-50	W-L RECORDS	RPI 51-100	RPI 101-150	RPI 150+				
19- 12	0- 3	1- 0	OVERALL	3- 7	1- 0	14- 2				
12- 2	0- 1	0- 0	HOME	3- 1	1- 0	8- 0				
5- 8	0- 1	1- 0	AWAY	0- 5	0- 0	4- 2				
2- 2	0- 1	0- 0	NEUTRAL	0- 1	0- 0	2- 0				
8- 3	0- 1	1- 0	NON-CONFERENCE	1- 2	1- 0	5- 0				
5- 0	0- 0	0- 0	HOME	1- 0	1- 0	3- 0				
2- 2	0- 0	1- 0	AWAY	0- 2	0- 0	1- 0				
1- 1	0- 1	0- 0	NEUTRAL	0- 0	0- 0	1- 0				
11- 9	0- 2	0- 0	CONFERENCE	2- 5	0- 0	9- 2				
7- 2	0- 1	0- 0	HOME	2- 1	0- 0	5- 0				
3- 6	0- 1	0- 0	AWAY	0- 3	0- 0	3- 2				
1- 1	0- 0	0- 0	NEUTRAL	0- 1	0- 0	1- 0				

RPI 1-25				RPI 26-50				RPI 51-100 Team's RPI: 95				RPI 101+			
RPI	S	Opponent	Score	RPI	S	Opponent	Score	RPI	S	Opponent	Score	RPI	S	Opponent	Score
6	N	Texas A&M	45 74	29	A	Penn St.	84 73	62	A	Virginia	54 63	111	H	Villanova	56 50
25	A	James Madison	73 77					68	H	St. Joseph's	50 47	162	A	Hofstra	59 66
25	H	James Madison	60 66					69	H	Old Dominion	65 51	162	H	Hofstra	69 57
								70	A	Princeton	52 64	189	H	Seton Hall	66 43
								82	A	UNC Wilmington	61 69	198	N	UTSA	64 37
								82	N	UNC Wilmington	51 63	201	A	La Salle	86 55
								86	A	Delaware	44 53	205	H	Georgia St.	56 46
								86	H	Delaware	59 56	211	A	George Mason	47 49
								90	A	VCU	65 69	227	A	Towson	58 47
								90	H	VCU	67 73	227	H	Towson	45 43
												227	N	Towson	52 46
												246	A	Northeastern	61 53
												246	H	Northeastern	70 63
												278	H	Tulsa	64 47
												294	A	William & Mary	59 58
												294	H	William & Mary	80 74
												304	H	Penn	62 31
LAST 12 Division I GAMES:															
		82	N	UNC Wilmington	51	63		294	H	William & Mary	80	74			
		227	N	Towson	52	46		246	H	Northeastern	70	63			
		69	H	Old Dominion	65	51		162	A	Hofstra	59	66			
		227	A	Towson	58	47		86	A	Delaware	44	53			
		246	A	Northeastern	61	53		227	H	Towson	45	43			
		90	H	VCU	67	73		90	A	VCU	65	69			

Non-Div I Games:

Drexel

Average RPI Win: 67		WON-LOST	WINNING	LAST 10	STRENGTH OF		OPP. STRENGTH	TEAM	ADJ.	CONF.	ADJ CONF.
Average RPI Loss: 12		RECORD	PCT. RANK	GAMES	SCHEDULE		OF SCHEDULE	RPI	RPI	RPI	RPI
DIV. I ONLY		29- 3	8	8- 2	1		5	2	3	2	2
DIV. I NON-CONF.		14- 1	5	0- 1	2		5	1	2	5	5
TOTALS		RPI 1-25	RPI 26-50		W-L RECORDS		RPI 51-100	RPI 101-150		RPI 150+	
29- 3	11- 3	2- 0		OVERALL		9- 0	6- 0		1- 0		
15- 0	7- 0	2- 0		HOME		2- 0	3- 0		1- 0		
11- 3	2- 3	0- 0		AWAY		7- 0	2- 0		0- 0		
3- 0	2- 0	0- 0		NEUTRAL		0- 0	1- 0		0- 0		
14- 1	4- 1	2- 0		NON-CONFERENCE		6- 0	1- 0		1- 0		
8- 0	3- 0	2- 0		HOME		1- 0	1- 0		1- 0		
6- 1	1- 1	0- 0		AWAY		5- 0	0- 0		0- 0		
0- 0	0- 0	0- 0		NEUTRAL		0- 0	0- 0		0- 0		
15- 2	7- 2	0- 0		CONFERENCE		3- 0	5- 0		0- 0		
7- 0	4- 0	0- 0		HOME		1- 0	2- 0		0- 0		
5- 2	1- 2	0- 0		AWAY		2- 0	2- 0		0- 0		
3- 0	2- 0	0- 0		NEUTRAL		0- 0	1- 0		0- 0		

RPI 1-25				Team's RPI: 3		RPI 26-50				RPI 51-100				RPI 101+			
RPI	S	Opponent	Score	RPI	S	Opponent	Score	RPI	S	Opponent	Score	RPI	S	Opponent	Score		
1	A	Connecticut	51 87	37	H	Temple	71 64	56	A	Charlotte	61 55	113	A	Wake Forest	82 39		
6	H	Texas A&M	61 58	44	H	Southern California	75 50	61	H	BYU	69 54	113	N	Wake Forest	79 50		
8	H	Xavier	46 45					62	A	Virginia	71 48	131	H	Western Ky.	82 55		
12	H	Miami (FL)	82 58					67	H	Boston College	66 53	138	A	Virginia Tech	57 43		
13	H	Kentucky	54 48					75	A	Wisconsin	59 51	138	H	Virginia Tech	90 40		
14	A	Maryland	47 69					89	A	Oklahoma St.	73 45	139	H	Clemson	92 37		
14	H	Maryland	71 64					92	A	Auburn	75 62	226	H	Albany (NY)	83 48		
15	A	Florida St.	87 70					96	A	Pittsburgh	93 55						
19	H	Georgia Tech	69 32					99	A	North Carolina St.	65 64						
19	N	Georgia Tech	74 66														
21	A	North Carolina	60 62														
21	H	North Carolina	66 58														
21	N	North Carolina	81 66														
25	A	James Madison	75 58														
LAST 12 Division I GAMES:																	
		21 N North Carolina	81 66			14 A Maryland	47 69										
		19 N Georgia Tech	74 66			67 H Boston College	66 53										
		113 N Wake Forest	79 50			113 A Wake Forest	82 39										
		21 H North Carolina	66 58			21 A North Carolina	60 62										
		62 A Virginia	71 48			12 H Miami (FL)	82 58										
		138 H Virginia Tech	90 40			1 A Connecticut	51 87										

Non-Div I Games:

Duke

Loss, Non-Conf, S Site, H Home A Away N Neutral

Average RPI Win: 174	WON-LOST	WINNING	LAST 10	STRENGTH OF	OPP. STRENGTH	TEAM	ADJ.	CONF.	ADJ CONF.
Average RPI Loss: 46	RECORD	PCT. RANK	GAMES	SCHEDULE	OF SCHEDULE	RPI	RPI	RPI	RPI
DIV. I ONLY	22- 8	41	5- 5	100	77	52	52	7	7
DIV. I NON-CONF.	13- 2	21	0- 0	129	54	29	29	7	7
TOTALS	RPI 1-25	RPI 26-50	W-L RECORDS	RPI 51-100	RPI 101-150	RPI 150+			
22- 8	1- 1	1- 4	OVERALL	5- 3	1- 0	14- 0			
9- 4	0- 0	0- 2	HOME	4- 2	0- 0	5- 0			
13- 3	1- 1	1- 1	AWAY	1- 1	1- 0	9- 0			
0- 1	0- 0	0- 1	NEUTRAL	0- 0	0- 0	0- 0			
13- 2	1- 0	0- 2	NON-CONFERENCE	3- 0	1- 0	8- 0			
5- 1	0- 0	0- 1	HOME	3- 0	0- 0	2- 0			
8- 1	1- 0	0- 1	AWAY	0- 0	1- 0	6- 0			
0- 0	0- 0	0- 0	NEUTRAL	0- 0	0- 0	0- 0			
9- 6	0- 1	1- 2	CONFERENCE	2- 3	0- 0	6- 0			
4- 3	0- 0	0- 1	HOME	1- 2	0- 0	3- 0			
5- 2	0- 1	1- 0	AWAY	1- 1	0- 0	3- 0			
0- 1	0- 0	0- 1	NEUTRAL	0- 0	0- 0	0- 0			

RPI 1-25				RPI 26-50				RPI 51-100 Team's RPI: 52				RPI 101+			
RPI	S	Opponent	Score	RPI	S	Opponent	Score	RPI	S	Opponent	Score	RPI	S	Opponent	Score
7	A	Ohio St.	71 67	30	H	Vanderbilt	59 80	56	A	Charlotte	76 63	146	A	Robert Morris	61 34
8	A	Xavier	51 77	31	A	West Virginia	58 69	68	H	St. Joseph's	73 79	168	A	Buffalo	67 53
				37	H	Temple	52 61	73	A	St. Bonaventure	63 70	180	A	Akron	69 58
				46	A	Dayton	61 57	73	H	St. Bonaventure	60 54	201	A	La Salle	81 65
				46	N	Dayton	66 74	74	H	Richmond	58 72	208	A	Miami (OH)	91 65
								81	H	St. Francis (PA)	84 69	218	A	Ohio	82 52
								96	H	Pittsburgh	70 62	221	H	Fordham	87 65
								98	H	Lehigh	70 65	225	H	North Dakota St.	64 48
												228	A	George Washington	61 53
												232	H	Austin Peay	62 50
												244	A	Ball St.	86 51
												263	A	Canisius	59 35
												266	A	Massachusetts	84 79
												268	H	St. Louis	67 41
												302	H	Rhode Island	88 49
LAST 12 Division I GAMES:															
		46	N	Dayton	66	74	268	H	St. Louis	67	41				
		302	H	Rhode Island	88	49	37	H	Temple	52	61				
		56	A	Charlotte	76	63	266	A	Massachusetts	84	79				
		8	A	Xavier	51	77	221	H	Fordham	87	65				
		68	H	St. Joseph's	73	79	228	A	George Washington	61	53				
		73	A	St. Bonaventure	63	70	201	A	La Salle	81	65				

Non-Div I Games:

Duquesne

Loss, Non-Conf, S Site, H Home A Away N Neutral

# East Carolina

Through Games Of Sunday, March 13, 2011

Average RPI Win:	192	WON-LOST	WINNING	LAST 10	STRENGTH OF	OPP. STRENGTH	TEAM	ADJ.	CONF.	ADJ CONF.
Average RPI Loss:	89	RECORD	PCT. RANK	GAMES	SCHEDULE	OF SCHEDULE	RPI	RPI	RPI	RPI
DIV. I ONLY	15- 15	165	6- 4	76	103	116	115	9	9	
DIV. I NON-CONF.	5- 7	208	0- 0	25	163	111	112	9	9	
TOTALS	RPI 1-25	RPI 26-50	W-L RECORDS	RPI 51-100	RPI 101-150	RPI 150+				
15- 15	0- 2	0- 1	OVERALL	2- 6	2- 4	11- 2				
8- 5	0- 1	0- 0	HOME	1- 2	1- 2	6- 0				
5- 7	0- 0	0- 1	AWAY	1- 3	0- 2	4- 1				
2- 3	0- 1	0- 0	NEUTRAL	0- 1	1- 0	1- 1				
5- 7	0- 2	0- 0	NON-CONFERENCE	1- 3	1- 1	3- 1				
1- 4	0- 1	0- 0	HOME	0- 2	0- 1	1- 0				
3- 1	0- 0	0- 0	AWAY	1- 1	0- 0	2- 0				
1- 2	0- 1	0- 0	NEUTRAL	0- 0	1- 0	0- 1				
10- 8	0- 0	0- 1	CONFERENCE	1- 3	1- 3	8- 1				
7- 1	0- 0	0- 0	HOME	1- 0	1- 1	5- 0				
2- 6	0- 0	0- 1	AWAY	0- 2	0- 2	2- 1				
1- 1	0- 0	0- 0	NEUTRAL	0- 1	0- 0	1- 0				

RPI S	Opponent	Score	RPI S	Opponent	Score	RPI S	Opponent	Score	RPI S	Opponent	Score	Team's RPI: 115
9 N	UCLA	67 81	26 A	Houston	60 77	56 A	Charlotte	61 79	104 A	Memphis	70 83	
14 H	Maryland	60 76				59 A	UCF	52 69	104 H	Memphis	75 87	
						59 H	UCF	65 58	116 H	Rice	66 55	
						72 A	Tulane	61 71	121 H	American	68 72	
						72 N	Tulane	72 83	144 A	UTEP	80 89	
						77 H	Hampton	63 69	150 N	Prairie View	68 55	
						82 H	UNC Wilmington	73 84	177 A	UAB	56 55	
						90 A	VCU	77 72	177 H	UAB	71 64	
									178 H	SMU	77 70	
									182 A	Southern Miss.	67 70	
									182 H	Southern Miss.	91 67	
									220 N	Florida A&M	85 89	
									230 A	Marshall	61 43	
									230 H	Marshall	48 44	
									234 A	Western Caro.	80 76	
									236 A	Hawaii	71 63	
									266 H	Massachusetts	97 83	
									278 H	Tulsa	65 55	
									278 N	Tulsa	71 62	
LAST 12 Division I GAMES:												
72 N	Tulane	72 83	178 H	SMU	77 70							
278 N	Tulsa	71 62	26 A	Houston	60 77							
177 A	UAB	56 55	182 H	Southern Miss.	91 67							
230 H	Marshall	48 44	104 A	Memphis	70 83							
278 H	Tulsa	65 55	230 A	Marshall	61 43							
59 A	UCF	52 69	59 H	UCF	65 58							

Non-Div I Games: Virginia Union 102 41

East Carolina

Loss, Non-Conf, S Site, H Home A Away N Neutral

Average RPI Win:	238	WON-LOST	WINNING	LAST 10	STRENGTH OF	OPP. STRENGTH	TEAM	ADJ.	CONF.	ADJ CONF.
Average RPI Loss:	107	RECORD	PCT. RANK	GAMES	SCHEDULE	OF SCHEDULE	RPI	RPI	RPI	RPI
DIV. I ONLY	19- 12	106	7- 3	125	189	103	102	21	21	
DIV. I NON-CONF.	3- 6	234	0- 0	8	7	84	85	24	24	
TOTALS	RPI 1-25	RPI 26-50	W-L RECORDS	RPI 51-100	RPI 101-150	RPI 150+				
19- 12	0- 3	0- 1	OVERALL	1- 4	1- 0	17- 4				
10- 2	0- 0	0- 0	HOME	1- 2	0- 0	9- 0				
7- 9	0- 3	0- 1	AWAY	0- 2	1- 0	6- 3				
2- 1	0- 0	0- 0	NEUTRAL	0- 0	0- 0	2- 1				
3- 6	0- 3	0- 1	NON-CONFERENCE	1- 2	1- 0	1- 0				
1- 1	0- 0	0- 0	HOME	1- 1	0- 0	0- 0				
1- 5	0- 3	0- 1	AWAY	0- 1	1- 0	0- 0				
1- 0	0- 0	0- 0	NEUTRAL	0- 0	0- 0	1- 0				
16- 6	0- 0	0- 0	CONFERENCE	0- 2	0- 0	16- 4				
9- 1	0- 0	0- 0	HOME	0- 1	0- 0	9- 0				
6- 4	0- 0	0- 0	AWAY	0- 1	0- 0	6- 3				
1- 1	0- 0	0- 0	NEUTRAL	0- 0	0- 0	1- 1				

RPI 1-25				RPI 26-50				RPI 51-100				RPI 101+ Team's RPI: 102			
RPI	S	Opponent	Score	RPI	S	Opponent	Score	RPI	S	Opponent	Score	RPI	S	Opponent	Score
2	A	Tennessee	53 102	45	A	Middle Tenn.	71 87	57	H	Appalachian St.	56 75	136	A	Chattanooga	77 60
7	A	Ohio St.	47 80					62	A	Virginia	66 83	191	A	Stetson	80 62
21	A	North Carolina	47 87					74	H	Richmond	96 84	191	H	Stetson	78 74
								91	A	Fla. Gulf Coast	65 81	195	A	S.C. Upstate	70 78
								91	H	Fla. Gulf Coast	70 77	195	H	S.C. Upstate	64 42
												212	A	Jacksonville	69 62
												212	H	Jacksonville	75 65
												212	N	Jacksonville	59 61
												243	A	North Florida	62 65
												243	H	North Florida	74 52
												249	A	Belmont	90 86
												249	H	Belmont	58 49
												260	A	Campbell	57 60
												260	H	Campbell	76 61
												261	N	Holy Cross	90 68
												270	A	Kennesaw St.	73 61
												270	H	Kennesaw St.	85 61
												281	A	Lipscomb	66 52
												281	H	Lipscomb	95 64
												281	N	Lipscomb	83 75
												332	A	Mercer	83 68
												332	H	Mercer	100 62
LAST 12 Division I GAMES:															
		212 N Jacksonville	59 61			243 H North Florida	74 52								
		281 N Lipscomb	83 75			91 A Fla. Gulf Coast	65 81								
		260 A Campbell	57 60			191 A Stetson	80 62								
		249 A Belmont	90 86			332 H Mercer	100 62								
		281 A Lipscomb	66 52			270 H Kennesaw St.	85 61								
		212 H Jacksonville	75 65			195 H S.C. Upstate	64 42								

Non-Div I Games:

East Tenn. St.

■ Loss, 
 ■ Non-Conf, 
 ■ S Site, 
 ■ Home 
 ■ A Away 
 N Neutral

Average RPI Win:	255	WON-LOST	WINNING	LAST 10	STRENGTH OF	OPP. STRENGTH	TEAM	ADJ.	CONF.	ADJ CONF.
Average RPI Loss:	181	RECORD	PCT. RANK	GAMES	SCHEDULE	OF SCHEDULE	RPI	RPI	RPI	RPI
DIV. I ONLY	18- 12	119	9- 1	318	278	201	204	27	27	
DIV. I NON-CONF.	5- 6	192	1- 0	298	131	248	247	30	30	
TOTALS	RPI 1-25	RPI 26-50	W-L RECORDS	RPI 51-100	RPI 101-150	RPI 150+				
18- 12	0- 0	0- 0	OVERALL	1- 1	1- 4	16- 7				
10- 4	0- 0	0- 0	HOME	1- 0	1- 1	8- 3				
7- 6	0- 0	0- 0	AWAY	0- 1	0- 3	7- 2				
1- 2	0- 0	0- 0	NEUTRAL	0- 0	0- 0	1- 2				
5- 6	0- 0	0- 0	NON-CONFERENCE	1- 1	0- 1	4- 4				
3- 2	0- 0	0- 0	HOME	1- 0	0- 0	2- 2				
1- 3	0- 0	0- 0	AWAY	0- 1	0- 1	1- 1				
1- 1	0- 0	0- 0	NEUTRAL	0- 0	0- 0	1- 1				
13- 6	0- 0	0- 0	CONFERENCE	0- 0	1- 3	12- 3				
7- 2	0- 0	0- 0	HOME	0- 0	1- 1	6- 1				
6- 3	0- 0	0- 0	AWAY	0- 0	0- 2	6- 1				
0- 1	0- 0	0- 0	NEUTRAL	0- 0	0- 0	0- 1				

RPI S	Opponent	Score	RPI S	Opponent	Score	RPI S	Opponent	Score	RPI S	Opponent	Score	Team's RPI: 204
						79	H Missouri	81 73	103	A Tennessee Tech	58 65	
						85	A Illinois St.	53 84	103	H Tennessee Tech	56 60	
									125	A UT Martin	78 80	
									125	H UT Martin	88 85	
									129	A Indiana St.	50 59	
									164	H Ill.-Chicago	63 62	
									165	A Morehead St.	80 75	
									165	H Morehead St.	73 77	
									169	H Bradley	72 77	
									206	N UNC Greensboro	58 66	
									232	A Austin Peay	71 66	
									232	H Austin Peay	79 58	
									232	N Austin Peay	72 78	
									235	A SIU Edwardsville	84 78	
									235	H SIU Edwardsville	73 54	
									256	A Western Mich.	55 57	
									274	H Valparaiso	58 65	
									295	A Jacksonville St.	75 69	
									295	H Jacksonville St.	77 61	
									305	A Southeast Mo. St.	68 43	
									305	H Southeast Mo. St.	74 49	
									306	N Fla. Atlantic	72 57	
									313	A Tennessee St.	69 54	
									313	H Tennessee St.	77 58	
									326	A Murray St.	64 71	
									326	H Murray St.	68 55	
LAST 12 Division I GAMES:												
			232	N Austin Peay	72 78	165	A Morehead St.	80 75				
			313	A Tennessee St.	69 54	305	H Southeast Mo. St.	74 49				
			232	A Austin Peay	71 66	235	H SIU Edwardsville	73 54				
			326	H Murray St.	68 55	295	H Jacksonville St.	77 61				
			125	H UT Martin	88 85	103	H Tennessee Tech	56 60				
			331	A Eastern Ky.	78 57	125	A UT Martin	78 80				

Non-Div I Games:

Eastern Ill.

■ Loss, 
 ■ Non-Conf, 
 ■ S Site, 
 ■ H Home 
 ■ A Away 
 N Neutral

Eastern Ill.

RPI S Opponent Score

Through Games Of Sunday, March 13, 2011

RPI	S	Opponent	Score
331	A	Eastern Ky.	78 57
331	H	Eastern Ky.	70 61

Eastern Ill.

E  
a  
s  
t  
e  
r  
n  
I  
l  
l  
.

E  
a  
s  
t  
e  
r  
n  
I  
l  
l  
.

Through Games Of Sunday, March 18, 2012									
Average RPI Win: 267	WON-LOST	WINNING	LAST 10	STRENGTH OF	OPP. STRENGTH	TEAM	ADJ.	CONF.	ADJ CONF.
Average RPI Loss: 219	RECORD	PCT. RANK	GAMES	SCHEDULE	OF SCHEDULE	RPI	RPI	RPI	RPI
DIV. I ONLY	4- 21	326	2- 8	286	332	332	331	27	27
DIV. I NON-CONF.	1- 6	318	0- 1	285	297	333	333	30	30
-----									
TOTALS	RPI 1-25	RPI 26-50	W-L RECORDS	RPI 51-100	RPI 101-150	RPI 150+			
4- 21	0- 0	0- 0	OVERALL	0- 0	0- 5	4- 16			
4- 8	0- 0	0- 0	HOME	0- 0	0- 2	4- 6			
0- 13	0- 0	0- 0	AWAY	0- 0	0- 3	0- 10			
0- 0	0- 0	0- 0	NEUTRAL	0- 0	0- 0	0- 0			
1- 6	0- 0	0- 0	NON-CONFERENCE	0- 0	0- 1	1- 5			
1- 2	0- 0	0- 0	HOME	0- 0	0- 0	1- 2			
0- 4	0- 0	0- 0	AWAY	0- 0	0- 1	0- 3			
0- 0	0- 0	0- 0	NEUTRAL	0- 0	0- 0	0- 0			
3- 15	0- 0	0- 0	CONFERENCE	0- 0	0- 4	3- 11			
3- 6	0- 0	0- 0	HOME	0- 0	0- 2	3- 4			
0- 9	0- 0	0- 0	AWAY	0- 0	0- 2	0- 7			
0- 0	0- 0	0- 0	NEUTRAL	0- 0	0- 0	0- 0			

[illegible]

Non-Div I Games:	West Virginia St.	75	66	Brewton Parker	87	60
------------------	-------------------	----	----	----------------	----	----

Eastern Ky.

Loss, Non-Conf, S Site, H Home A Away N Neutral



Average RPI Win:	210	WON-LOST	WINNING	LAST 10	STRENGTH OF	OPP. STRENGTH	TEAM	ADJ.	CONF.	ADJ CONF.
Average RPI Loss:	85	RECORD	PCT. RANK	GAMES	SCHEDULE	OF SCHEDULE	RPI	RPI	RPI	RPI
DIV. I ONLY	22- 12	83	6- 4	146	133	92	94	12	12	
DIV. I NON-CONF.	9- 5	87	0- 0	261	148	147	148	12	12	
TOTALS	RPI 1-25	RPI 26-50	W-L RECORDS	RPI 51-100	RPI 101-150	RPI 150+				
22- 12	0- 2	1- 2	OVERALL	1- 5	2- 0	18- 3				
11- 6	0- 1	1- 1	HOME	0- 2	0- 0	10- 2				
8- 4	0- 1	0- 0	AWAY	0- 3	1- 0	7- 0				
3- 2	0- 0	0- 1	NEUTRAL	1- 0	1- 0	1- 1				
9- 5	0- 2	1- 0	NON-CONFERENCE	0- 1	0- 0	8- 2				
6- 2	0- 1	1- 0	HOME	0- 0	0- 0	5- 1				
2- 2	0- 1	0- 0	AWAY	0- 1	0- 0	2- 0				
1- 1	0- 0	0- 0	NEUTRAL	0- 0	0- 0	1- 1				
13- 7	0- 0	0- 2	CONFERENCE	1- 4	2- 0	10- 1				
5- 4	0- 0	0- 1	HOME	0- 2	0- 0	5- 1				
6- 2	0- 0	0- 0	AWAY	0- 2	1- 0	5- 0				
2- 1	0- 0	0- 1	NEUTRAL	1- 0	1- 0	0- 0				

RPI 1-25			RPI 26-50			RPI 51-100			Team's RPI: 94	RPI 101+		
RPI	S	Opponent	Score	RPI	S	Opponent	Score	RPI	S	Opponent	Score	
7	A	Ohio St.	62 74	37	H	Temple	65 56	51	A	Missouri St.	57 72	106 A Kent St. 75 66
22	H	Green Bay	44 68	41	H	Bowling Green	55 60	60	A	Toledo	64 65	106 N Kent St. 69 65
				41	N	Bowling Green	46 51	60	H	Toledo	56 72	164 H Ill.-Chicago 74 54
								60	N	Toledo	61 55	168 H Buffalo 68 70
								87	A	Central Mich.	67 68	174 A Northern Ill. 79 63
								87	H	Central Mich.	67 76	174 H Northern Ill. 62 35
												180 A Akron 56 51
												185 H Detroit 60 62
												208 A Miami (OH) 72 62
												208 H Miami (OH) 82 74
												215 N Oregon St. 44 59
												218 H Ohio 85 40
												236 A Hawaii 83 67
												244 A Ball St. 81 73
												244 H Ball St. 70 62
												250 H Loyola (IL) 82 64
												255 A UMKC 64 58
												256 A Western Mich. 67 56
												256 H Western Mich. 80 56
												263 H Canisius 76 40
												315 N Cal St. Northridge 79 68
												322 H Cornell 66 41
												338 H Niagara 89 34
LAST 12 Division I GAMES:												
				41	N	Bowling Green	46 51	60	A	Toledo	64 65	
				60	N	Toledo	61 55	174	H	Northern Ill.	62 35	
				106	N	Kent St.	69 65	244	A	Ball St.	81 73	
				208	H	Miami (OH)	82 74	41	H	Bowling Green	55 60	
				256	H	Western Mich.	80 56	168	H	Buffalo	68 70	
				87	A	Central Mich.	67 68	106	A	Kent St.	75 66	

Non-Div I Games:

Eastern Mich.

Average RPI Win:	246	WON-LOST	WINNING	LAST 10	STRENGTH OF	OPP. STRENGTH	TEAM	ADJ.	CONF.	ADJ CONF.
Average RPI Loss:	187	RECORD	PCT. RANK	GAMES	SCHEDULE	OF SCHEDULE	RPI	RPI	RPI	RPI
DIV. I ONLY	11- 18	239	5- 5	280	253	267	267	24	24	
DIV. I NON-CONF.	2- 9	306	0- 1	288	258	326	326	20	20	
TOTALS	RPI 1-25	RPI 26-50	W-L RECORDS	RPI 51-100	RPI 101-150	RPI 150+				
11- 18	0- 0	0- 1	OVERALL	0- 0	2- 3	9- 14				
6- 6	0- 0	0- 1	HOME	0- 0	1- 1	5- 4				
4- 10	0- 0	0- 0	AWAY	0- 0	1- 2	3- 8				
1- 2	0- 0	0- 0	NEUTRAL	0- 0	0- 0	1- 2				
2- 9	0- 0	0- 1	NON-CONFERENCE	0- 0	0- 0	2- 8				
2- 2	0- 0	0- 1	HOME	0- 0	0- 0	2- 1				
0- 5	0- 0	0- 0	AWAY	0- 0	0- 0	0- 5				
0- 2	0- 0	0- 0	NEUTRAL	0- 0	0- 0	0- 2				
9- 9	0- 0	0- 0	CONFERENCE	0- 0	2- 3	7- 6				
4- 4	0- 0	0- 0	HOME	0- 0	1- 1	3- 3				
4- 5	0- 0	0- 0	AWAY	0- 0	1- 2	3- 3				
1- 0	0- 0	0- 0	NEUTRAL	0- 0	0- 0	1- 0				

RPI 1-25				RPI 26-50				RPI 51-100				RPI 101+ Team's RPI: 267			
RPI	S	Opponent	Score	RPI	S	Opponent	Score	RPI	S	Opponent	Score	RPI	S	Opponent	Score
				42	H	Gonzaga	74 101					132	A	Portland St.	62 73
												132	A	Portland St.	70 77
												132	H	Portland St.	70 62
												134	A	Montana	71 63
												134	H	Montana	60 66
												152	A	Montana St.	56 70
												152	H	Montana St.	46 62
												152	N	Montana St.	77 68
												163	A	Idaho	50 75
												183	H	UC Irvine	75 67
												193	H	Portland	58 77
												200	A	San Diego	61 72
												203	A	Idaho St.	69 75
												203	H	Idaho St.	73 76
												214	A	Northern Colo.	68 75
												214	H	Northern Colo.	59 69
												215	A	Oregon St.	60 64
												237	N	Evansville	67 77
												250	N	Loyola (IL)	67 74
												258	A	Seattle	53 74
LAST 12 Division I GAMES:															
				132	A	Portland St.	62 73					318	H	Weber St.	65 52
				152	N	Montana St.	77 68					262	H	Northern Ariz.	59 54
				134	H	Montana	60 66					318	A	Weber St.	73 67
				152	H	Montana St.	46 62					258	A	Seattle	53 74
				134	A	Montana	71 63					203	H	Idaho St.	73 76
				152	A	Montana St.	56 70					214	H	Northern Colo.	59 69

Non-Div I Games: Willamette 83 35 St. Martin's 73 44

Eastern Wash.

■ Loss, 
 ■ Non-Conf, 
 ■ S Site, 
 ■ Home 
 ■ A Away 
 N Neutral


























































RPI	S	Opponent	Score
330	A	Sacramento St.	88 72
330	H	Sacramento St.	98 70

E  
a  
s  
t  
e  
r  
n  
W  
a  
s  
h  
.

E  
a  
s  
t  
e  
r  
n  
W  
a  
s  
h  
.



Eastern Wash.

Average RPI Win: <b>231</b>	WON-LOST	WINNING	LAST 10	STRENGTH OF	OPP. STRENGTH	TEAM	ADJ.	CONF.	ADJ CONF.
Average RPI Loss: <b>141</b>	RECORD	PCT. RANK	GAMES	SCHEDULE	OF SCHEDULE	RPI	RPI	RPI	RPI
DIV. I ONLY	<b>17- 12</b>	<b>130</b>	<b>4- 6</b>	<b>229</b>	<b>171</b>	<b>156</b>	<b>158</b>	<b>16</b>	<b>16</b>
DIV. I NON-CONF.	<b>4- 3</b>	<b>127</b>	<b>0- 0</b>	<b>313</b>	<b>115</b>	<b>215</b>	<b>215</b>	<b>17</b>	<b>17</b>
TOTALS	RPI 1-25	RPI 26-50	W-L RECORDS	RPI 51-100	RPI 101-150	RPI 150+			
17- 12	0- 0	0- 1	OVERALL	1- 4	1- 2	15- 5			
8- 5	0- 0	0- 0	HOME	0- 2	0- 1	8- 2			
8- 6	0- 0	0- 1	AWAY	1- 1	1- 1	6- 3			
1- 1	0- 0	0- 0	NEUTRAL	0- 1	0- 0	1- 0			
4- 3	0- 0	0- 1	NON-CONFERENCE	0- 0	0- 1	4- 1			
3- 0	0- 0	0- 0	HOME	0- 0	0- 0	3- 0			
1- 3	0- 0	0- 1	AWAY	0- 0	0- 1	1- 1			
0- 0	0- 0	0- 0	NEUTRAL	0- 0	0- 0	0- 0			
13- 9	0- 0	0- 0	CONFERENCE	1- 4	1- 1	11- 4			
5- 5	0- 0	0- 0	HOME	0- 2	0- 1	5- 2			
7- 3	0- 0	0- 0	AWAY	1- 1	1- 0	5- 2			
1- 1	0- 0	0- 0	NEUTRAL	0- 1	0- 0	1- 0			

RPI S	Opponent	Score	RPI S	Opponent	Score	RPI S	Opponent	Score	RPI S	Opponent	Score	Team's RPI: 158
			31   West Virginia	51  90		57  Appalachian St.	67  100		136  Chattanooga	74 61		
						57  Appalachian St.	54  67		136  Chattanooga	63  73		
						57 N Appalachian St.	48  72		138  Virginia Tech	66  73		
						80  Samford	47 42		206  UNC Greensboro	63 61		
						80  Samford	80  83		206  UNC Greensboro	66  71		
									216  Davidson	65  69		
									216  Davidson	61 60		
									217  Morgan St.	69 61		
									221  Fordham	91 77		
									229  Furman	58 57		
									229  Furman	79 59		
									229 N Furman	69 62		
									230  Marshall	69  79		
									234  Western Caro.	76 49		
									234  Western Caro.	64  74		
									245  Ga. Southern	69  71		
									245  Ga. Southern	77 61		
									254  Col. of Charleston	61 51		
									254  Col. of Charleston	56 49		
									277  Coastal Caro.	73 58		
									298  Wofford	64 47		
									298  Wofford	73 60		
									308  Troy	83 52		
LAST 12 Division I GAMES:												
						57 N Appalachian St.	48  72		298  Wofford	73 60		
						229 N Furman	69 62		206  UNC Greensboro	66  71		
						254  Col. of Charleston	61 51		245  Ga. Southern	69  71		
						136  Chattanooga	63  73		216  Davidson	65  69		
						80  Samford	80  83		234  Western Caro.	76 49		
						229  Furman	58 57		57  Appalachian St.	54  67		

Non-Div I Games: Southern Va. 78 45 Virginia Intermont 80 55

Elon

 Loss,  Non-Conf, S Site,  Home  Away N Neutral

Evansville

Through Games Of Sunday, March 13, 2011

Average RPI Win:	224	WON-LOST	WINNING	LAST 10	STRENGTH OF	OPP. STRENGTH	TEAM	ADJ.	CONF.	ADJ CONF.
Average RPI Loss:	113	RECORD	PCT. RANK	GAMES	SCHEDULE	OF SCHEDULE	RPI	RPI	RPI	RPI
DIV. I ONLY	8- 22	291	1- 9	123	126	243	237	8	8	
DIV. I NON-CONF.	5- 6	192	0- 0	137	256	169	168	8	8	
TOTALS	RPI 1-25	RPI 26-50	W-L RECORDS	RPI 51-100	RPI 101-150	RPI 150+				
8- 22	0- 1	1- 2	OVERALL	0- 7	2- 7	5- 5				
5- 10	0- 0	1- 1	HOME	0- 4	1- 4	3- 1				
2- 11	0- 1	0- 1	AWAY	0- 3	1- 3	1- 3				
1- 1	0- 0	0- 0	NEUTRAL	0- 0	0- 0	1- 1				
5- 6	0- 1	1- 0	NON-CONFERENCE	0- 1	1- 2	3- 2				
4- 2	0- 0	1- 0	HOME	0- 1	1- 1	2- 0				
0- 4	0- 1	0- 0	AWAY	0- 0	0- 1	0- 2				
1- 0	0- 0	0- 0	NEUTRAL	0- 0	0- 0	1- 0				
3- 16	0- 0	0- 2	CONFERENCE	0- 6	1- 5	2- 3				
1- 8	0- 0	0- 1	HOME	0- 3	0- 3	1- 1				
2- 7	0- 0	0- 1	AWAY	0- 3	1- 2	1- 1				
0- 1	0- 0	0- 0	NEUTRAL	0- 0	0- 0	0- 1				

RPI S	Opponent	Score	RPI S	Opponent	Score	RPI S	Opponent	Score	RPI S	Opponent	Score	Team's RPI: 237
22	A Green Bay	48 72	34	A UNI	37 69	51	A Missouri St.	54 75	110	A Colorado	53 55	
			34	H UNI	33 69	51	H Missouri St.	61 80	119	A Wichita St.	74 66	
			41	H Bowling Green	63 62	76	A Creighton	50 60	119	H Wichita St.	50 65	
						76	H Creighton	55 81	125	H UT Martin	60 63	
						85	A Illinois St.	39 49	126	H Butler	51 49	
						85	H Illinois St.	50 61	129	A Indiana St.	50 64	
						87	H Central Mich.	83 96	129	H Indiana St.	67 75	
									130	A Drake	55 63	
									130	H Drake	62 69	
									169	A Bradley	58 65	
									169	H Bradley	59 66	
									169	N Bradley	47 64	
									244	A Ball St.	58 61	
									267	N Eastern Wash.	77 67	
									268	A St. Louis	53 55	
									274	H Valparaiso	69 67	
									320	A Southern Ill.	59 45	
									320	H Southern Ill.	79 45	
									326	H Murray St.	60 54	
LAST 12 Division I GAMES:												
169	N	Bradley	47	64	169	H	Bradley	59	66			
119	H	Wichita St.	50	65	320	A	Southern Ill.	59	45			
51	H	Missouri St.	61	80	76	A	Creighton	50	60			
129	A	Indiana St.	50	64	130	A	Drake	55	63			
85	A	Illinois St.	39	49	85	H	Illinois St.	50	61			
34	H	UNI	33	69	129	H	Indiana St.	67	75			

Non-Div I Games:

Evansville

Loss, Non-Conf, S Site, H Home A Away N Neutral

Average RPI Win:	206	WON-LOST	WINNING	LAST 10	STRENGTH OF	OPP. STRENGTH	TEAM	ADJ.	CONF.	ADJ CONF.
Average RPI Loss:	118	RECORD	PCT. RANK	GAMES	SCHEDULE	OF SCHEDULE	RPI	RPI	RPI	RPI
DIV. I ONLY	16- 16	165	8- 2	103	156	137	135	17	17	
DIV. I NON-CONF.	5- 9	231	0- 0	33	157	139	139	14	14	
TOTALS	RPI 1-25	RPI 26-50	W-L RECORDS	RPI 51-100	RPI 101-150	RPI 150+				
16- 16	0- 2	1- 2	OVERALL	0- 4	5- 1	10- 7				
9- 7	0- 1	1- 1	HOME	0- 2	2- 0	6- 3				
5- 7	0- 1	0- 1	AWAY	0- 1	2- 1	3- 3				
2- 2	0- 0	0- 0	NEUTRAL	0- 1	1- 0	1- 1				
5- 9	0- 2	0- 1	NON-CONFERENCE	0- 2	2- 1	3- 3				
3- 5	0- 1	0- 1	HOME	0- 1	1- 0	2- 2				
1- 3	0- 1	0- 0	AWAY	0- 1	0- 1	1- 0				
1- 1	0- 0	0- 0	NEUTRAL	0- 0	1- 0	0- 1				
11- 7	0- 0	1- 1	CONFERENCE	0- 2	3- 0	7- 4				
6- 2	0- 0	1- 0	HOME	0- 1	1- 0	4- 1				
4- 4	0- 0	0- 1	AWAY	0- 0	2- 0	2- 3				
1- 1	0- 0	0- 0	NEUTRAL	0- 1	0- 0	1- 0				

RPI	S	Opponent	Score	RPI	S	Opponent	Score	RPI	S	Opponent	Score	RPI	S	Opponent	Score	Team's RPI: 135
4	A	Baylor	36 83	35	H	Georgia	65 70	59	H	UCF	65 74	104	A	Memphis	65 71	
24	H	Marquette	67 73	45	A	Middle Tenn.	52 66	63	H	UALR	45 54	116	N	Rice	66 65	
				45	H	Middle Tenn.	62 59	63	N	UALR	37 47	127	A	Denver	71 63	
								91	A	Fla. Gulf Coast	71 86	129	H	Indiana St.	68 47	
												131	A	Western Ky.	75 62	
												131	H	Western Ky.	69 54	
												152	N	Montana St.	57 58	
												165	H	Morehead St.	78 65	
												171	H	Indiana	60 64	
												179	H	Arkansas St.	61 62	
												186	A	La.-Monroe	42 56	
												186	N	La.-Monroe	52 51	
												194	A	South Ala.	42 60	
												194	H	South Ala.	48 43	
												197	H	Cal St. Bakersfield	64 68	
												212	A	Jacksonville	66 59	
												297	H	La.-Lafayette	62 52	
												306	A	Fla. Atlantic	60 53	
												306	H	Fla. Atlantic	100 64	
												308	A	Troy	57 53	
												308	H	Troy	71 47	
												321	A	North Texas	69 76	
												331	H	Eastern Ky.	59 52	
LAST 12 Division I GAMES:																
				63	N	UALR	37 47	297	H	La.-Lafayette	62 52					
				186	N	La.-Monroe	52 51	306	A	Fla. Atlantic	60 53					
				308	H	Troy	71 47	308	A	Troy	57 53					
				131	A	Western Ky.	75 62	45	H	Middle Tenn.	62 59					
				306	H	Fla. Atlantic	100 64	131	H	Western Ky.	69 54					
				45	A	Middle Tenn.	52 66	194	A	South Ala.	42 60					

Non-Div I Games:

FIU

■ Loss, 
 ■ Non-Conf, S Site, 
 ■ Home 
 ■ Away 
 N Neutral

## Fairfield

Through Games Of Sunday, March 13, 2011

Average RPI Win:	279	WON-LOST	WINNING	LAST 10	STRENGTH OF	OPP. STRENGTH	TEAM	ADJ.	CONF.	ADJ CONF.
Average RPI Loss:	156	RECORD	PCT. RANK	GAMES	SCHEDULE	OF SCHEDULE	RPI	RPI	RPI	RPI
DIV. I ONLY	17- 13	136	3- 7	332	239	231	231	23	23	
DIV. I NON-CONF.	7- 4	94	0- 1	328	264	218	220	23	23	
TOTALS	RPI 1-25	RPI 26-50	W-L RECORDS	RPI 51-100	RPI 101-150	RPI 150+				
17- 13	0- 0	0- 2	OVERALL	0- 1	0- 3	17- 7				
10- 5	0- 0	0- 1	HOME	0- 0	0- 1	10- 3				
7- 7	0- 0	0- 1	AWAY	0- 1	0- 2	7- 3				
0- 1	0- 0	0- 0	NEUTRAL	0- 0	0- 0	0- 1				
7- 4	0- 0	0- 0	NON-CONFERENCE	0- 1	0- 1	7- 2				
5- 1	0- 0	0- 0	HOME	0- 0	0- 0	5- 1				
2- 3	0- 0	0- 0	AWAY	0- 1	0- 1	2- 1				
0- 0	0- 0	0- 0	NEUTRAL	0- 0	0- 0	0- 0				
10- 9	0- 0	0- 2	CONFERENCE	0- 0	0- 2	10- 5				
5- 4	0- 0	0- 1	HOME	0- 0	0- 1	5- 2				
5- 4	0- 0	0- 1	AWAY	0- 0	0- 1	5- 2				
0- 1	0- 0	0- 0	NEUTRAL	0- 0	0- 0	0- 1				

RPI S	Opponent	Score	RPI S	Opponent	Score	RPI S	Opponent	Score	RPI S	Opponent	Score	Team's RPI: 231
50	A Marist	45 60	50	H Marist	52 54	99	A North Carolina St.	49 76	111	A Villanova	29 30	
									137	A Loyola Maryland	52 54	
									137	H Loyola Maryland	56 70	
									162	A Hofstra	73 89	
									173	A Manhattan	44 53	
									173	H Manhattan	44 52	
									207	H Quinnipiac	65 48	
									211	H George Mason	54 37	
									213	A Siena	46 54	
									213	H Siena	52 60	
									213	N Siena	33 36	
									226	H Albany (NY)	55 26	
									241	A Iona	67 63	
									241	H Iona	64 48	
									242	A Lafayette	52 39	
									263	A Canisius	60 51	
									263	H Canisius	63 52	
									291	A St. Peter's	61 46	
									291	H St. Peter's	63 48	
									302	H Rhode Island	44 52	
									303	A Columbia	50 46	
									316	A Rider	66 55	
									316	H Rider	64 51	
									322	H Cornell	77 61	
									338	A Niagara	68 38	
									338	H Niagara	48 37	
LAST 12 Division I GAMES:												
213	N Siena	33 36	316	A Rider	66 55							
50	A Marist	45 60	50	H Marist	52 54							
173	A Manhattan	44 53	241	A Iona	67 63							
213	H Siena	52 60	99	A North Carolina St.	49 76							
137	H Loyola Maryland	56 70	316	H Rider	64 51							
291	H St. Peter's	63 48	291	A St. Peter's	61 46							

Non-Div I Games:

Fairfield

■ Loss, 
■ Non-Conf, 
■ S Site, 
■ H Home 
■ A Away 
N Neutral

RPI	S	Opponent	Score
341	H	St. Francis (NY)	64 50

F  
a  
i  
r  
f  
i  
e  
l  
d

F  
a  
i  
r  
f  
i  
e  
l  
d

Fairfield



Average RPI Win:	239	WON-LOST	WINNING	LAST 10	STRENGTH OF	OPP. STRENGTH	TEAM	ADJ.	CONF.	ADJ CONF.
Average RPI Loss:	164	RECORD	PCT. RANK	GAMES	SCHEDULE	OF SCHEDULE	RPI	RPI	RPI	RPI
DIV. I ONLY	14- 16	186	3- 7	231	220	218	219	18	18	
DIV. I NON-CONF.	7- 4	94	0- 0	320	306	212	216	19	19	
TOTALS	RPI 1-25	RPI 26-50	W-L RECORDS	RPI 51-100	RPI 101-150	RPI 150+				
14- 16	0- 0	0- 0	OVERALL	1- 5	2- 4	11- 7				
9- 4	0- 0	0- 0	HOME	1- 1	2- 1	6- 2				
5- 12	0- 0	0- 0	AWAY	0- 4	0- 3	5- 5				
0- 0	0- 0	0- 0	NEUTRAL	0- 0	0- 0	0- 0				
7- 4	0- 0	0- 0	NON-CONFERENCE	0- 1	0- 0	7- 3				
3- 1	0- 0	0- 0	HOME	0- 0	0- 0	3- 1				
4- 3	0- 0	0- 0	AWAY	0- 1	0- 0	4- 2				
0- 0	0- 0	0- 0	NEUTRAL	0- 0	0- 0	0- 0				
7- 12	0- 0	0- 0	CONFERENCE	1- 4	2- 4	4- 4				
6- 3	0- 0	0- 0	HOME	1- 1	2- 1	3- 1				
1- 9	0- 0	0- 0	AWAY	0- 3	0- 3	1- 3				
0- 0	0- 0	0- 0	NEUTRAL	0- 0	0- 0	0- 0				

RPI S	Opponent	Score	RPI S	Opponent	Score	RPI S	Opponent	Score	RPI S	Opponent	Score	Team's RPI: 219
						70	A Princeton	37 78	108	A Sacred Heart	59 65	
						81	A St. Francis (PA)	70 73	108	H Sacred Heart	39 65	
						81	A St. Francis (PA)	59 72	128	A Central Conn. St.	29 57	
						81	H St. Francis (PA)	62 58	128	H Central Conn. St.	51 46	
						88	A Monmouth	48 67	146	A Robert Morris	53 67	
						88	H Monmouth	54 59	146	H Robert Morris	79 76	
									157	H Long Island	49 68	
									176	A Howard	45 44	
									207	A Quinnipiac	56 75	
									207	H Quinnipiac	55 52	
									210	A Yale	59 57	
									221	H Fordham	56 62	
									242	A Lafayette	37 51	
									252	H Army	52 43	
									276	A Wagner	83 71	
									286	A Mt. St. Mary's	76 83	
									291	A St. Peter's	69 63	
									292	A Bryant	58 62	
									292	H Bryant	58 48	
									303	A Columbia	61 50	
									316	H Rider	77 50	
									323	H NJIT	59 41	
									328	A Stony Brook	51 68	
									341	H St. Francis (NY)	69 49	
LAST 12 Division I GAMES:												
			81	A St. Francis (PA)	59 72	88	H Monmouth	54 59				
			108	A Sacred Heart	59 65	276	A Wagner	83 71				
			207	A Quinnipiac	56 75	286	A Mt. St. Mary's	76 83				
			146	H Robert Morris	79 76	157	H Long Island	49 68				
			81	H St. Francis (PA)	62 58	341	H St. Francis (NY)	69 49				
			88	A Monmouth	48 67	292	A Bryant	58 62				

Non-Div I Games:

Fairleigh Dickinson

■ Loss, 
 ■ Non-Conf, 
 ■ S Site, 
 ■ Home 
 ■ A Away 
 N Neutral

Fla. Atlantic

Through Games Of Sunday, March 13, 2011

Average RPI Win:	253	WON-LOST	WINNING	LAST 10	STRENGTH OF	OPP. STRENGTH	TEAM	ADJ.	CONF.	ADJ CONF.
Average RPI Loss:	166	RECORD	PCT. RANK	GAMES	SCHEDULE	OF SCHEDULE	RPI	RPI	RPI	RPI
DIV. I ONLY	6- 21	312	3- 7	253	177	308	306	17	17	
DIV. I NON-CONF.	2- 8	302	0- 0	257	278	308	309	14	14	
TOTALS	RPI 1-25	RPI 26-50	W-L RECORDS	RPI 51-100	RPI 101-150	RPI 150+				
6- 21	0- 1	0- 2	OVERALL	0- 1	1- 6	5- 11				
5- 6	0- 0	0- 1	HOME	0- 1	1- 1	4- 3				
1- 13	0- 1	0- 1	AWAY	0- 0	0- 5	1- 6				
0- 2	0- 0	0- 0	NEUTRAL	0- 0	0- 0	0- 2				
2- 8	0- 1	0- 0	NON-CONFERENCE	0- 0	0- 2	2- 5				
2- 1	0- 0	0- 0	HOME	0- 0	0- 0	2- 1				
0- 6	0- 1	0- 0	AWAY	0- 0	0- 2	0- 3				
0- 1	0- 0	0- 0	NEUTRAL	0- 0	0- 0	0- 1				
4- 13	0- 0	0- 2	CONFERENCE	0- 1	1- 4	3- 6				
3- 5	0- 0	0- 1	HOME	0- 1	1- 1	2- 2				
1- 7	0- 0	0- 1	AWAY	0- 0	0- 3	1- 3				
0- 1	0- 0	0- 0	NEUTRAL	0- 0	0- 0	0- 1				

RPI 1-25				RPI 26-50				RPI 51-100				RPI 101+				Team's RPI: 306	
RPI	S	Opponent	Score	RPI	S	Opponent	Score	RPI	S	Opponent	Score	RPI	S	Opponent	Score		
12	A	Miami (FL)	48 89	45	A	Middle Tenn.	52 83	63	H	UALR	54 68	106	A	Kent St.	53 82		
				45	H	Middle Tenn.	53 85					127	A	Denver	55 79		
												131	A	Western Ky.	46 73		
												131	H	Western Ky.	79 67		
												133	A	South Fla.	46 80		
												135	A	FIU	64 100		
												135	H	FIU	53 60		
												179	H	Arkansas St.	56 52		
												179	N	Arkansas St.	52 66		
												186	A	La.-Monroe	63 83		
												194	A	South Ala.	40 53		
												194	H	South Ala.	53 65		
												204	N	Eastern Ill.	57 72		
												212	A	Jacksonville	66 78		
												243	A	North Florida	61 63		
												245	H	Ga. Southern	68 65		
												268	A	St. Louis	52 60		
												270	H	Kennesaw St.	64 65		
												297	H	La.-Lafayette	78 85		
												308	A	Troy	57 64		
												308	H	Troy	66 59		
												321	A	North Texas	64 58		
												331	H	Eastern Ky.	60 57		
LAST 12 Division I GAMES:																	
				179	N	Arkansas St.	52 66					135	H	FIU	53 60		
				194	A	South Ala.	40 53					321	A	North Texas	64 58		
				308	H	Troy	66 59					131	H	Western Ky.	79 67		
				135	A	FIU	64 100					45	H	Middle Tenn.	53 85		
				297	H	La.-Lafayette	78 85					63	H	UALR	54 68		
				127	A	Denver	55 79					131	A	Western Ky.	46 73		

Non-Div I Games: Webber Int'l 103 48

Fla. Atlantic

Loss, Non-Conf, S Site, H Home A Away N Neutral

Average RPI Win:	228	WON-LOST	WINNING	LAST 10	STRENGTH OF	OPP. STRENGTH	TEAM	ADJ.	CONF.	ADJ CONF.
Average RPI Loss:	219	RECORD	PCT. RANK	GAMES	SCHEDULE	OF SCHEDULE	RPI	RPI	RPI	RPI
DIV. I ONLY	27- 3	9	8- 2	334	185	91	91	21	21	
DIV. I NON-CONF.	10- 0	1	3- 0	343	40	101	102	24	24	
TOTALS	RPI 1-25	RPI 26-50	W-L RECORDS	RPI 51-100	RPI 101-150	RPI 150+				
27- 3	0- 0	0- 0	OVERALL	0- 0	5- 0	22- 3				
17- 0	0- 0	0- 0	HOME	0- 0	2- 0	15- 0				
8- 3	0- 0	0- 0	AWAY	0- 0	1- 0	7- 3				
2- 0	0- 0	0- 0	NEUTRAL	0- 0	2- 0	0- 0				
10- 0	0- 0	0- 0	NON-CONFERENCE	0- 0	3- 0	7- 0				
7- 0	0- 0	0- 0	HOME	0- 0	1- 0	6- 0				
1- 0	0- 0	0- 0	AWAY	0- 0	0- 0	1- 0				
2- 0	0- 0	0- 0	NEUTRAL	0- 0	2- 0	0- 0				
17- 3	0- 0	0- 0	CONFERENCE	0- 0	2- 0	15- 3				
10- 0	0- 0	0- 0	HOME	0- 0	1- 0	9- 0				
7- 3	0- 0	0- 0	AWAY	0- 0	1- 0	6- 3				
0- 0	0- 0	0- 0	NEUTRAL	0- 0	0- 0	0- 0				

RPI S	Opponent	Score	RPI S	Opponent	Score	RPI S	Opponent	Score	Team's RPI: 91	RPI 101+	Score
										RPI S Opponent	Score
										102 A East Tenn. St.	77 70
										102 H East Tenn. St.	81 65
										134 N Montana	68 52
										135 H FIU	86 71
										138 N Virginia Tech	73 65
										171 H Indiana	73 69
										189 H Seton Hall	64 57
										191 A Stetson	52 70
										191 H Stetson	64 59
										195 A S.C. Upstate	74 75
										195 H S.C. Upstate	70 59
										212 A Jacksonville	98 47
										212 H Jacksonville	64 59
										235 H SIU Edwardsville	73 68
										243 A North Florida	73 51
										243 H North Florida	70 54
										249 A Belmont	67 50
										249 H Belmont	79 39
										258 H Seattle	87 63
										260 A Campbell	62 42
										260 H Campbell	60 51
										270 A Kennesaw St.	52 63
										270 H Kennesaw St.	57 45
										271 H Longwood	92 44
										281 A Lipscomb	62 51
										281 H Lipscomb	75 57
LAST 12 Division I GAMES:											
235	H	SIU Edwardsville	73	68	191	H	Stetson	64	59		
271	H	Longwood	92	44	260	H	Campbell	60	51		
258	H	Seattle	87	63	270	A	Kennesaw St.	52	63		
195	A	S.C. Upstate	74	75	332	A	Mercer	76	45		
243	H	North Florida	70	54	102	H	East Tenn. St.	81	65		
212	H	Jacksonville	64	59	195	H	S.C. Upstate	70	59		

Non-Div I Games:

Fla. Gulf Coast

Loss, Non-Conf, S Site, H Home A Away N Neutral

F  
l  
a  
.  
G  
u  
l  
f  
C  
o  
a  
s  
t

RPI S Fla. Gulf Coast Score

Through Games Of Sunday, March 13, 2011

RPI	S	Opponent	Score	
308	A	Troy	63	50
308	H	Troy	60	48
332	A	Mercer	76	45
332	H	Mercer	87	52

F  
l  
a  
.  
G  
u  
l  
f  
C  
o  
a  
s  
t

Fla. Gulf Coast

Average RPI Win:	119	WON-LOST	WINNING	LAST 10	STRENGTH OF	OPP. STRENGTH	TEAM	ADJ.	CONF.	ADJ CONF.
Average RPI Loss:	62	RECORD	PCT. RANK	GAMES	SCHEDULE	OF SCHEDULE	RPI	RPI	RPI	RPI
DIV. I ONLY	18- 14	138	5- 5	9	64	43	43	4	4	
DIV. I NON-CONF.	10- 4	68	0- 0	32	204	31	32	4	4	
TOTALS	RPI 1-25	RPI 26-50	W-L RECORDS	RPI 51-100	RPI 101-150	RPI 150+				
18- 14	0- 6	2- 3	OVERALL	6- 2	6- 2	4- 1				
11- 4	0- 2	1- 1	HOME	4- 0	3- 1	3- 0				
3- 9	0- 3	1- 2	AWAY	1- 2	1- 1	0- 1				
4- 1	0- 1	0- 0	NEUTRAL	1- 0	2- 0	1- 0				
10- 4	0- 2	0- 0	NON-CONFERENCE	3- 1	3- 0	4- 1				
7- 0	0- 0	0- 0	HOME	3- 0	1- 0	3- 0				
0- 4	0- 2	0- 0	AWAY	0- 1	0- 0	0- 1				
3- 0	0- 0	0- 0	NEUTRAL	0- 0	2- 0	1- 0				
8- 10	0- 4	2- 3	CONFERENCE	3- 1	3- 2	0- 0				
4- 4	0- 2	1- 1	HOME	1- 0	2- 1	0- 0				
3- 5	0- 1	1- 2	AWAY	1- 1	1- 1	0- 0				
1- 1	0- 1	0- 0	NEUTRAL	1- 0	0- 0	0- 0				

RPI 1-25				RPI 26-50				Team's RPI: 43		RPI 51-100				RPI 101+			
RPI	S	Opponent	Score	RPI	S	Opponent	Score			RPI	S	Opponent	Score	RPI	S	Opponent	Score
2	A	Tennessee	39 61	30	A	Vanderbilt	74 69			55	A	South Carolina	65 63	105	A	Alabama	59 64
2	H	Tennessee	40 83	30	H	Vanderbilt	97 103			56	H	Charlotte	76 70	105	H	Alabama	70 64
2	N	Tennessee	75 92	35	A	Georgia	64 70			59	H	UCF	77 67	117	N	Providence	73 56
11	A	DePaul	73 74	35	H	Georgia	74 71			64	H	Arkansas	64 53	124	A	Mississippi St.	67 60
13	H	Kentucky	58 59	49	A	LSU	58 72			64	N	Arkansas	68 59	124	H	Mississippi St.	78 63
15	A	Florida St.	72 74							69	H	Old Dominion	63 55	140	N	Navy	52 43
										77	A	Hampton	54 69	143	H	Mississippi	59 61
										92	A	Auburn	56 73	146	H	Robert Morris	70 50
														175	H	Harvard	86 65
														194	N	South Ala.	61 51
														243	H	North Florida	54 51
														285	A	Brown	50 56
														333	H	Alabama St.	95 38
LAST 12 Division I GAMES:																	
		2 N Tennessee	75 92			2 A Tennessee	39 61										
		64 N Arkansas	68 59			30 H Vanderbilt	97 103										
		35 H Georgia	74 71			143 H Mississippi	59 61										
		30 A Vanderbilt	74 69			124 A Mississippi St.	67 60										
		124 H Mississippi St.	78 63			105 H Alabama	70 64										
		105 A Alabama	59 64			49 A LSU	58 72										

Non-Div I Games:

Florida

■ Loss, 
 ■ Non-Conf, S Site, 
 ■ Home 
 ■ Away 
 N Neutral

Average RPI Win:	266	WON-LOST	WINNING	LAST 10	STRENGTH OF	OPP. STRENGTH	TEAM	ADJ.	CONF.	ADJ CONF.
Average RPI Loss:	161	RECORD	PCT. RANK	GAMES	SCHEDULE	OF SCHEDULE	RPI	RPI	RPI	RPI
DIV. I ONLY	15- 15	165	5- 5	269	269	220	220	25	25	
DIV. I NON-CONF.	6- 7	186	2- 0	245	232	211	211	26	26	
TOTALS	RPI 1-25	RPI 26-50	W-L RECORDS	RPI 51-100	RPI 101-150	RPI 150+				
15- 15	0- 0	0- 1	OVERALL	0- 5	1- 1	14- 8				
7- 3	0- 0	0- 0	HOME	0- 1	0- 0	7- 2				
7- 10	0- 0	0- 1	AWAY	0- 3	0- 1	7- 5				
1- 2	0- 0	0- 0	NEUTRAL	0- 1	1- 0	0- 1				
6- 7	0- 0	0- 1	NON-CONFERENCE	0- 3	1- 1	5- 2				
2- 0	0- 0	0- 0	HOME	0- 0	0- 0	2- 0				
3- 6	0- 0	0- 1	AWAY	0- 2	0- 1	3- 2				
1- 1	0- 0	0- 0	NEUTRAL	0- 1	1- 0	0- 0				
9- 8	0- 0	0- 0	CONFERENCE	0- 2	0- 0	9- 6				
5- 3	0- 0	0- 0	HOME	0- 1	0- 0	5- 2				
4- 4	0- 0	0- 0	AWAY	0- 1	0- 0	4- 3				
0- 1	0- 0	0- 0	NEUTRAL	0- 0	0- 0	0- 1				

RPI S	Opponent	Score	RPI S	Opponent	Score	RPI S	Opponent	Score	RPI S	Opponent	Score	Team's RPI: 220
33	A Iowa St.	60 85	64	A Arkansas	62 71	115	N East Carolina	89 85				
			77	A Hampton	49 88	131	A Western Ky.	50 57				
			77	H Hampton	47 59	153	A Cleveland St.	49 67				
			99	N North Carolina St.	60 86	176	A Howard	58 67				
			100	A Nebraska	57 73	176	H Howard	80 75				
						177	A UAB	67 65				
						192	A N.C. A&T	71 75				
						217	H Morgan St.	54 63				
						240	H Coppin St.	73 62				
						240	N Coppin St.	64 76				
						257	A Md.-East. Shore	62 64				
						257	H Md.-East. Shore	81 58				
						284	A Delaware St.	66 56				
						284	H Delaware St.	69 46				
						289	A Savannah St.	52 48				
						289	H Savannah St.	67 54				
						293	A South Carolina St.	79 65				
						293	H South Carolina St.	70 76				
						300	A Long Beach St.	62 72				
						309	A Bethune-Cookman	68 59				
						309	H Bethune-Cookman	68 56				
						312	A Norfolk St.	81 72				
						325	A N.C. Central	63 62				
						325	H N.C. Central	59 58				
LAST 12 Division I GAMES:												
240	N Coppin St.	64 76	284	H Delaware St.	69 46							
309	A Bethune-Cookman	68 59	257	H Md.-East. Shore	81 58							
293	H South Carolina St.	70 76	240	H Coppin St.	73 62							
325	H N.C. Central	59 58	217	H Morgan St.	54 63							
77	A Hampton	49 88	293	A South Carolina St.	79 65							
176	A Howard	58 67	325	A N.C. Central	63 62							

Non-Div I Games:

Florida A&amp;M

■ Loss, 
 ■ Non-Conf, 
 ■ S Site, 
 ■ Home 
 ■ A Away 
 N Neutral

Average RPI Win:	111	WON-LOST	WINNING	LAST 10	STRENGTH OF	OPP. STRENGTH	TEAM	ADJ.	CONF.	ADJ CONF.
Average RPI Loss:	41	RECORD	PCT. RANK	GAMES	SCHEDULE	OF SCHEDULE	RPI	RPI	RPI	RPI
DIV. I ONLY	23- 7	28	7- 3	23	14	13	15	2	2	
DIV. I NON-CONF.	12- 3	38	0- 0	67	20	25	25	5	5	
TOTALS	RPI 1-25	RPI 26-50	W-L RECORDS	RPI 51-100	RPI 101-150	RPI 150+				
23- 7	3- 6	3- 0	OVERALL	7- 0	5- 0	5- 1				
12- 3	3- 3	2- 0	HOME	2- 0	1- 0	4- 0				
9- 3	0- 2	0- 0	AWAY	5- 0	3- 0	1- 1				
2- 1	0- 1	1- 0	NEUTRAL	0- 0	1- 0	0- 0				
12- 3	0- 2	3- 0	NON-CONFERENCE	3- 0	1- 0	5- 1				
7- 1	0- 1	2- 0	HOME	1- 0	0- 0	4- 0				
3- 2	0- 1	0- 0	AWAY	2- 0	0- 0	1- 1				
2- 0	0- 0	1- 0	NEUTRAL	0- 0	1- 0	0- 0				
11- 4	3- 4	0- 0	CONFERENCE	4- 0	4- 0	0- 0				
5- 2	3- 2	0- 0	HOME	1- 0	1- 0	0- 0				
6- 1	0- 1	0- 0	AWAY	3- 0	3- 0	0- 0				
0- 1	0- 1	0- 0	NEUTRAL	0- 0	0- 0	0- 0				

RPI	S	Opponent	Score	RPI	S	Opponent	Score	RPI	S	Opponent	Score	RPI	S	Opponent	Score
1	A	Connecticut	62 93	30	H	Vanderbilt	72 66	59	H	UCF	69 51	105	N	Alabama	68 61
3	H	Duke	70 87	40	N	Arizona St.	65 55	62	A	Virginia	78 74	113	A	Wake Forest	82 79
12	A	Miami (FL)	68 84	43	H	Florida	74 72	62	H	Virginia	61 51	138	A	Virginia Tech	79 48
12	H	Miami (FL)	66 59					67	A	Boston College	102 93	139	A	Clemson	83 73
14	H	Maryland	72 66					79	A	Missouri	75 43	139	H	Clemson	67 50
16	H	Michigan St.	64 72					92	A	Auburn	67 61	181	H	Colorado St.	63 52
19	H	Georgia Tech	73 60					99	A	North Carolina St.	76 69	191	H	Stetson	92 44
21	H	North Carolina	75 84									210	A	Yale	85 91
21	N	North Carolina	65 78									234	A	Western Caro.	68 48
												295	H	Jacksonville St.	87 39
												333	H	Alabama St.	89 39
LAST 12 Division I GAMES:															
21	N	North Carolina	65 78	62	A	Virginia	78 74								
139	H	Clemson	67 50	21	H	North Carolina	75 84								
12	A	Miami (FL)	68 84	99	A	North Carolina St.	76 69								
14	H	Maryland	72 66	67	A	Boston College	102 93								
113	A	Wake Forest	82 79	12	H	Miami (FL)	66 59								
19	H	Georgia Tech	73 60	139	A	Clemson	83 73								

Non-Div I Games:

Florida St.

■ Loss, 
■ Non-Conf, S Site, 
■ Home 
■ Away 
N Neutral

Average RPI Win:	259	WON-LOST	WINNING	LAST 10	STRENGTH OF	OPP. STRENGTH	TEAM	ADJ.	CONF.	ADJ CONF.
Average RPI Loss:	117	RECORD	PCT. RANK	GAMES	SCHEDULE	OF SCHEDULE	RPI	RPI	RPI	RPI
DIV. I ONLY	12- 19	233	2- 8	172	151	221	221	7	7	
DIV. I NON-CONF.	8- 8	165	0- 0	233	307	206	207	7	7	
TOTALS	RPI 1-25	RPI 26-50	W-L RECORDS	RPI 51-100	RPI 101-150	RPI 150+				
12- 19	0- 1	0- 2	OVERALL	0- 8	0- 1	12- 7				
7- 7	0- 0	0- 1	HOME	0- 4	0- 0	7- 2				
4- 9	0- 1	0- 1	AWAY	0- 3	0- 0	4- 4				
1- 3	0- 0	0- 0	NEUTRAL	0- 1	0- 1	1- 1				
8- 8	0- 0	0- 0	NON-CONFERENCE	0- 2	0- 1	8- 5				
4- 3	0- 0	0- 0	HOME	0- 1	0- 0	4- 2				
3- 3	0- 0	0- 0	AWAY	0- 1	0- 0	3- 2				
1- 2	0- 0	0- 0	NEUTRAL	0- 0	0- 1	1- 1				
4- 11	0- 1	0- 2	CONFERENCE	0- 6	0- 0	4- 2				
3- 4	0- 0	0- 1	HOME	0- 3	0- 0	3- 0				
1- 6	0- 1	0- 1	AWAY	0- 2	0- 0	1- 2				
0- 1	0- 0	0- 0	NEUTRAL	0- 1	0- 0	0- 0				

RPI 1-25				RPI 26-50				RPI 51-100				RPI 101+				Team's RPI: 221
RPI	S	Opponent	Score	RPI	S	Opponent	Score	RPI	S	Opponent	Score	RPI	S	Opponent	Score	
8	A	Xavier	55 77	37	H	Temple	28 71	52	A	Duquesne	65 87	104	N	Memphis	66 67	
				46	A	Dayton	51 69	56	A	Charlotte	41 74	158	A	Elon	77 91	
								68	H	St. Joseph's	47 54	173	H	Manhattan	45 49	
								71	A	Kansas	68 81	201	A	La Salle	54 69	
								73	H	St. Bonaventure	52 62	201	H	La Salle	69 54	
								73	N	St. Bonaventure	41 48	210	H	Yale	62 44	
								74	H	Richmond	42 55	213	H	Siena	47 49	
								88	H	Monmouth	44 55	219	A	Fairleigh Dickinson	62 56	
												225	N	North Dakota St.	52 65	
												226	A	Albany (NY)	48 43	
												228	H	George Washington	59 56	
												241	A	Iona	44 47	
												261	H	Holy Cross	67 36	
												265	H	Bucknell	64 42	
												266	H	Massachusetts	61 52	
												268	A	St. Louis	54 64	
												291	H	St. Peter's	77 55	
												302	A	Rhode Island	64 43	
												316	A	Rider	67 55	
												328	N	Stony Brook	81 73	
LAST 12 Division I GAMES:																
				73	N	St. Bonaventure	41 48	68	H	St. Joseph's	47 54					
				46	A	Dayton	51 69	201	A	La Salle	54 69					
				266	H	Massachusetts	61 52	74	H	Richmond	42 55					
				73	H	St. Bonaventure	52 62	52	A	Duquesne	65 87					
				302	A	Rhode Island	64 43	268	A	St. Louis	54 64					
				8	A	Xavier	55 77	228	H	George Washington	59 56					

Non-Div I Games:

Fordham

■ Loss, 
 ■ Non-Conf, 
 S Site, 
 ■ Home 
 ■ Away 
 N Neutral



Average RPI Win:	190	WON-LOST	WINNING	LAST 10	STRENGTH OF	OPP. STRENGTH	TEAM	ADJ.	CONF.	ADJ CONF.
Average RPI Loss:	59	RECORD	PCT. RANK	GAMES	SCHEDULE	OF SCHEDULE	RPI	RPI	RPI	RPI
DIV. I ONLY	25- 7	25	10- 0	93	138	47	47	13	13	
DIV. I NON-CONF.	9- 5	87	0- 0	85	114	77	75	13	13	
TOTALS	RPI 1-25	RPI 26-50	W-L RECORDS	RPI 51-100	RPI 101-150	RPI 150+				
25- 7	0- 2	1- 3	OVERALL	3- 0	5- 1	16- 1				
11- 3	0- 0	0- 2	HOME	2- 0	3- 0	6- 1				
11- 3	0- 2	0- 1	AWAY	1- 0	1- 0	9- 0				
3- 1	0- 0	1- 0	NEUTRAL	0- 0	1- 1	1- 0				
9- 5	0- 2	0- 1	NON-CONFERENCE	1- 0	2- 1	6- 1				
4- 2	0- 0	0- 1	HOME	1- 0	2- 0	1- 1				
4- 2	0- 2	0- 0	AWAY	0- 0	0- 0	4- 0				
1- 1	0- 0	0- 0	NEUTRAL	0- 0	0- 1	1- 0				
16- 2	0- 0	1- 2	CONFERENCE	2- 0	3- 0	10- 0				
7- 1	0- 0	0- 1	HOME	1- 0	1- 0	5- 0				
7- 1	0- 0	0- 1	AWAY	1- 0	1- 0	5- 0				
2- 0	0- 0	1- 0	NEUTRAL	0- 0	1- 0	0- 0				

RPI 1-25				RPI 26-50				Team's RPI: 47	RPI 51-100				RPI 101+			
RPI	S	Opponent	Score	RPI	S	Opponent	Score		RPI	S	Opponent	Score	RPI	S	Opponent	Score
5	A	Stanford	40 77	27	A	Louisiana Tech	84 90		66	H	TCU	75 72	107	H	Pepperdine	78 65
20	A	Oklahoma	66 84	27	H	Louisiana Tech	92 94		97	A	Nevada	72 51	114	H	UC Riverside	80 57
				27	N	Louisiana Tech	78 76		97	H	Nevada	73 50	122	N	UC Santa Barbara	62 64
				44	H	Southern California	78 82						145	A	Utah St.	79 69
													145	H	Utah St.	81 63
													145	N	Utah St.	86 76
													163	A	Idaho	84 67
													163	H	Idaho	77 51
													170	H	Cal Poly	67 72
													182	N	Southern Miss.	88 51
													183	H	UC Irvine	67 63
													187	A	New Mexico St.	65 55
													187	H	New Mexico St.	76 49
													197	A	Cal St. Bakersfield	75 67
													236	A	Hawaii	83 70
													236	H	Hawaii	79 57
													247	A	Santa Clara	74 54
													272	A	Boise St.	75 57
													272	H	Boise St.	78 59
													280	A	Pacific	66 64
													330	A	Sacramento St.	120 93
													334	A	San Jose St.	73 47
													334	H	San Jose St.	65 33
LAST 12 Division I GAMES:																
				27	N	Louisiana Tech	78 76		187	A	New Mexico St.	65 55				
				145	N	Utah St.	86 76		272	A	Boise St.	75 57				
				97	H	Nevada	73 50		145	H	Utah St.	81 63				
				334	A	San Jose St.	73 47		272	H	Boise St.	78 59				
				236	A	Hawaii	83 70		27	A	Louisiana Tech	84 90				
				163	H	Idaho	77 51		97	A	Nevada	72 51				

Non-Div I Games:

Fresno St.

■ Loss, 
■ Non-Conf, S Site, 
■ Home 
■ Away 
N Neutral

Average RPI Win: <b>243</b>	WON-LOST	WINNING	LAST 10	STRENGTH OF	OPP. STRENGTH	TEAM	ADJ.	CONF.	ADJ CONF.
Average RPI Loss: <b>149</b>	RECORD	PCT. RANK	GAMES	SCHEDULE	OF SCHEDULE	RPI	RPI	RPI	RPI
DIV. I ONLY	13- 16	196	6- 4	261	176	228	229	16	16
DIV. I NON-CONF.	3- 5	221	0- 0	319	181	295	295	17	17
TOTALS	RPI 1-25	RPI 26-50	W-L RECORDS	RPI 51-100	RPI 101-150	RPI 150+			
13- 16	0- 0	0- 0	OVERALL	1- 4	0- 5	12- 7			
9- 3	0- 0	0- 0	HOME	1- 1	0- 1	8- 1			
4- 12	0- 0	0- 0	AWAY	0- 3	0- 4	4- 5			
0- 1	0- 0	0- 0	NEUTRAL	0- 0	0- 0	0- 1			
3- 5	0- 0	0- 0	NON-CONFERENCE	0- 1	0- 3	3- 1			
2- 0	0- 0	0- 0	HOME	0- 0	0- 0	2- 0			
1- 5	0- 0	0- 0	AWAY	0- 1	0- 3	1- 1			
0- 0	0- 0	0- 0	NEUTRAL	0- 0	0- 0	0- 0			
10- 11	0- 0	0- 0	CONFERENCE	1- 3	0- 2	9- 6			
7- 3	0- 0	0- 0	HOME	1- 1	0- 1	6- 1			
3- 7	0- 0	0- 0	AWAY	0- 2	0- 1	3- 4			
0- 1	0- 0	0- 0	NEUTRAL	0- 0	0- 0	0- 1			

RPI 1-25			RPI 26-50			RPI 51-100			RPI 101+			Team's RPI: 229					
RPI	S	Opponent	Score	RPI	S	Opponent	Score	RPI	S	Opponent	Score						
								57	A	Appalachian St.	67	85	113	A	Wake Forest	35	84
								57	H	Appalachian St.	63	62	129	A	Indiana St.	36	59
								64	A	Arkansas	47	88	136	A	Chattanooga	69	85
								80	A	Samford	58	64	136	H	Chattanooga	65	83
								80	H	Samford	54	63	139	A	Clemson	53	62
													158	A	Elon	59	79
													158	H	Elon	57	58
													158	N	Elon	62	69
													206	A	UNC Greensboro	61	71
													206	H	UNC Greensboro	67	42
													216	A	Davidson	62	57
													216	H	Davidson	60	52
													234	A	Western Caro.	66	75
													234	H	Western Caro.	65	49
													245	A	Ga. Southern	54	47
													245	H	Ga. Southern	58	50
													248	H	Charleston So.	71	70
													254	A	Col. of Charleston	50	56
													254	H	Col. of Charleston	61	56
													283	A	UNC Asheville	75	86
													298	A	Wofford	88	65
													298	H	Wofford	80	44
													310	H	Presbyterian	73	60
													332	A	Mercer	63	47
LAST 12 Division I GAMES:																	
				158	N	Elon	62	69		216	H	Davidson	60	52			
				245	A	Ga. Southern	54	47		136	H	Chattanooga	65	83			
				216	A	Davidson	62	57		80	H	Samford	54	63			
				298	A	Wofford	88	65		206	H	UNC Greensboro	67	42			
				158	H	Elon	57	58		57	A	Appalachian St.	67	85			
				234	H	Western Caro.	65	49		254	A	Col. of Charleston	50	56			

Non-Div I Games: Erskine 87 53

Furman

■ Loss, 
 ■ Non-Conf, 
 ■ S Site, 
 ■ H Home 
 ■ A Away 
 N Neutral

## Ga. Southern

Through Games Of Sunday, March 13, 2011

Average RPI Win:	179	WON-LOST	WINNING	LAST 10	STRENGTH OF	OPP. STRENGTH	TEAM	ADJ.	CONF.	ADJ CONF.
Average RPI Loss:	197	RECORD	PCT. RANK	GAMES	SCHEDULE	OF SCHEDULE	RPI	RPI	RPI	RPI
DIV. I ONLY	12- 18	223	4- 6	236	183	242	245	16	16	
DIV. I NON-CONF.	3- 6	234	0- 0	254	242	267	267	17	17	
TOTALS	RPI 1-25	RPI 26-50	W-L RECORDS	RPI 51-100	RPI 101-150	RPI 150+				
12- 18	0- 0	0- 1	OVERALL	3- 1	1- 2	8- 14				
10- 3	0- 0	0- 0	HOME	2- 0	1- 1	7- 2				
2- 12	0- 0	0- 1	AWAY	1- 1	0- 1	1- 9				
0- 3	0- 0	0- 0	NEUTRAL	0- 0	0- 0	0- 3				
3- 6	0- 0	0- 1	NON-CONFERENCE	0- 0	0- 1	3- 4				
2- 1	0- 0	0- 0	HOME	0- 0	0- 1	2- 0				
1- 3	0- 0	0- 1	AWAY	0- 0	0- 0	1- 2				
0- 2	0- 0	0- 0	NEUTRAL	0- 0	0- 0	0- 2				
9- 12	0- 0	0- 0	CONFERENCE	3- 1	1- 1	5- 10				
8- 2	0- 0	0- 0	HOME	2- 0	1- 0	5- 2				
1- 9	0- 0	0- 0	AWAY	1- 1	0- 1	0- 7				
0- 1	0- 0	0- 0	NEUTRAL	0- 0	0- 0	0- 1				

RPI S	Opponent	Score	RPI S	Opponent	Score	RPI S	Opponent	Score	RPI S	Opponent	Score	Team's RPI: 245
35	A Georgia	43 58	57	A Appalachian St.	67 57	105	H Alabama	55 65	136	A Chattanooga	80 87	
			57	H Appalachian St.	73 65	136	H Chattanooga	77 69	158	A Elon	61 77	
			80	A Samford	55 62	158	H Elon	71 69	179	N Arkansas St.	37 49	
			80	H Samford	67 66	180	N Akron	81 94	184	H High Point	66 60	
						191	A Stetson	54 49	206	A UNC Greensboro	51 55	
						206	H UNC Greensboro	68 67	212	A Jacksonville	56 72	
						216	A Davidson	46 60	216	H Davidson	55 42	
						229	A Furman	50 58	229	H Furman	47 54	
						234	A Western Caro.	45 51	234	H Western Caro.	69 64	
						234	N Western Caro.	42 48	254	A Col. of Charleston	39 40	
						254	H Col. of Charleston	39 51	298	A Wofford	66 78	
						298	H Wofford	57 41	306	A Fla. Atlantic	65 68	
						332	H Mercer	71 52				
LAST 12 Division I GAMES:												
234	N Western Caro.	42 48	158	H Elon	71 69							
229	H Furman	47 54	206	H UNC Greensboro	68 67							
57	A Appalachian St.	67 57	80	A Samford	55 62							
216	A Davidson	46 60	298	H Wofford	57 41							
254	H Col. of Charleston	39 51	229	A Furman	50 58							
234	A Western Caro.	45 51	254	A Col. of Charleston	39 40							

Non-Div I Games:

Ga. Southern

■ Loss, 
 ■ Non-Conf, 
 ■ S Site, 
 ■ Home 
 ■ A Away 
 N Neutral

## Gardner-Webb

Through Games Of Sunday, March 13, 2011

Average RPI Win:	261	WON-LOST	WINNING	LAST 10	STRENGTH OF	OPP. STRENGTH	TEAM	ADJ.	CONF.	ADJ CONF.
Average RPI Loss:	133	RECORD	PCT. RANK	GAMES	SCHEDULE	OF SCHEDULE	RPI	RPI	RPI	RPI
DIV. I ONLY	20- 10	69	9- 1	266	245	140	142	22	22	
DIV. I NON-CONF.	6- 5	139	1- 0	238	161	173	176	22	22	
TOTALS	RPI 1-25	RPI 26-50	W-L RECORDS	RPI 51-100	RPI 101-150	RPI 150+				
20- 10	0- 2	0- 1	OVERALL	0- 1	1- 3	19- 3				
8- 4	0- 1	0- 1	HOME	0- 0	0- 1	8- 1				
8- 5	0- 1	0- 0	AWAY	0- 1	0- 1	8- 2				
4- 1	0- 0	0- 0	NEUTRAL	0- 0	1- 1	3- 0				
6- 5	0- 2	0- 1	NON-CONFERENCE	0- 1	0- 1	6- 0				
2- 2	0- 1	0- 1	HOME	0- 0	0- 0	2- 0				
3- 2	0- 1	0- 0	AWAY	0- 1	0- 0	3- 0				
1- 1	0- 0	0- 0	NEUTRAL	0- 0	0- 1	1- 0				
14- 5	0- 0	0- 0	CONFERENCE	0- 0	1- 2	13- 3				
6- 2	0- 0	0- 0	HOME	0- 0	0- 1	6- 1				
5- 3	0- 0	0- 0	AWAY	0- 0	0- 1	5- 2				
3- 0	0- 0	0- 0	NEUTRAL	0- 0	1- 0	2- 0				

RPI 1-25				RPI 26-50				RPI 51-100				RPI 101+ Team's RPI: 142			
RPI	S	Opponent	Score	RPI	S	Opponent	Score	RPI	S	Opponent	Score	RPI	S	Opponent	Score
20	A	Oklahoma	75 84	48	H	Purdue	58 59	57	A	Appalachian St.	68 98	109	A	Liberty	51 56
21	H	North Carolina	62 83									109	H	Liberty	56 68
												109	N	Liberty	67 66
												150	N	Prairie View	58 65
												184	A	High Point	62 54
												184	H	High Point	68 60
												222	A	Radford	50 57
												222	H	Radford	79 67
												248	A	Charleston So.	71 64
												248	H	Charleston So.	67 51
												270	A	Kennesaw St.	59 48
												271	A	Longwood	68 58
												271	H	Longwood	68 50
												277	A	Coastal Caro.	45 34
												277	H	Coastal Caro.	58 36
												279	A	Winthrop	45 42
												279	H	Winthrop	62 46
												279	N	Winthrop	59 44
												283	A	UNC Asheville	68 65
												283	H	UNC Asheville	59 60
												283	N	UNC Asheville	69 58
												298	A	Wofford	62 47
												310	A	Presbyterian	65 73
												310	H	Presbyterian	52 33
												319	N	Tex.-Pan American	82 54
												325	H	N.C. Central	62 54
LAST 12 Division I GAMES:															
				109	N	Liberty	67 66					271	H	Longwood	68 50
				279	N	Winthrop	59 44					184	H	High Point	68 60
				283	N	UNC Asheville	69 58					277	H	Coastal Caro.	58 36
				222	H	Radford	79 67					283	A	UNC Asheville	68 65
				279	H	Winthrop	62 46					109	A	Liberty	51 56
				310	A	Presbyterian	65 73					248	A	Charleston So.	71 64

Non-Div I Games: Montreat 66 38 Converse 81 47 Tenn. Temple 88 40

Gardner-Webb

Loss, Non-Conf, S Site, H Home A Away N Neutral

## George Mason

Through Games Of Sunday, March 13, 2011

Average RPI Win:	205	WON-LOST	WINNING	LAST 10	STRENGTH OF	OPP. STRENGTH	TEAM	ADJ.	CONF.	ADJ CONF.
Average RPI Loss:	144	RECORD	PCT. RANK	GAMES	SCHEDULE	OF SCHEDULE	RPI	RPI	RPI	RPI
DIV. I ONLY	13- 17	203	3- 7	191	152	211	211	10	11	
DIV. I NON-CONF.	6- 5	139	0- 0	300	294	222	223	11	11	
TOTALS	RPI 1-25	RPI 26-50	W-L RECORDS	RPI 51-100	RPI 101-150	RPI 150+				
13- 17	0- 2	0- 0	OVERALL	3- 5	1- 2	9- 8				
10- 5	0- 1	0- 0	HOME	2- 2	1- 0	7- 2				
3- 11	0- 1	0- 0	AWAY	1- 3	0- 2	2- 5				
0- 1	0- 0	0- 0	NEUTRAL	0- 0	0- 0	0- 1				
6- 5	0- 0	0- 0	NON-CONFERENCE	0- 0	1- 2	5- 3				
5- 1	0- 0	0- 0	HOME	0- 0	1- 0	4- 1				
1- 4	0- 0	0- 0	AWAY	0- 0	0- 2	1- 2				
0- 0	0- 0	0- 0	NEUTRAL	0- 0	0- 0	0- 0				
7- 12	0- 2	0- 0	CONFERENCE	3- 5	0- 0	4- 5				
5- 4	0- 1	0- 0	HOME	2- 2	0- 0	3- 1				
2- 7	0- 1	0- 0	AWAY	1- 3	0- 0	1- 3				
0- 1	0- 0	0- 0	NEUTRAL	0- 0	0- 0	0- 1				

RPI S	Opponent	Score	RPI S	Opponent	Score	RPI S	Opponent	Score	RPI S	Opponent	Score	Team's RPI: 211
25	A James Madison	40 53				69	A Old Dominion	66 70	119	A Wichita St.	59 65	
25	H James Madison	54 83				69	H Old Dominion	67 68	121	A American	43 46	
						82	A UNC Wilmington	56 74	148	H UMBC	54 38	
						82	H UNC Wilmington	51 67	162	A Hofstra	69 77	
						86	A Delaware	51 48	162	H Hofstra	76 70	
						86	H Delaware	67 56	205	A Georgia St.	61 71	
						90	A VCU	46 64	205	H Georgia St.	71 47	
						95	H Drexel	49 47	205	N Georgia St.	64 68	
									218	H Ohio	69 53	
									222	H Radford	56 63	
									227	H Towson	53 59	
									228	A George Washington	58 67	
									231	A Fairfield	37 54	
									246	A Northeastern	61 55	
									246	H Northeastern	77 55	
									266	A Massachusetts	60 55	
									271	H Longwood	73 45	
									294	A William & Mary	57 69	
									312	H Norfolk St.	72 45	
									328	H Stony Brook	74 48	
LAST 12 Division I GAMES:												
205	N Georgia St.	64 68	25	A James Madison	40 53							
246	H Northeastern	77 55	205	A Georgia St.	61 71							
82	A UNC Wilmington	56 74	162	H Hofstra	76 70							
162	A Hofstra	69 77	69	H Old Dominion	67 68							
227	H Towson	53 59	246	A Northeastern	61 55							
86	H Delaware	67 56	86	A Delaware	51 48							

Non-Div I Games:

George Mason

■ Loss, 
 ■ Non-Conf, 
 ■ S Site, 
 ■ H Home 
 ■ A Away 
 N Neutral

Average RPI Win:	<b>269</b>	WON-LOST	WINNING	LAST 10	STRENGTH OF	OPP. STRENGTH	TEAM	ADJ.	CONF.	ADJ CONF.
Average RPI Loss:	<b>91</b>	RECORD	PCT. RANK	GAMES	SCHEDULE	OF SCHEDULE	RPI	RPI	RPI	RPI
DIV. I ONLY	<b>8- 21</b>	<b>288</b>	<b>3- 7</b>	<b>97</b>	<b>91</b>	<b>227</b>	<b>228</b>	<b>7</b>	<b>7</b>	
DIV. I NON-CONF.	<b>5- 9</b>	<b>231</b>	<b>0- 0</b>	<b>157</b>	<b>171</b>	<b>208</b>	<b>209</b>	<b>7</b>	<b>7</b>	
TOTALS	RPI 1-25	RPI 26-50	W-L RECORDS	RPI 51-100	RPI 101-150	RPI 150+				
8- 21	0- 4	0- 3	OVERALL	0- 8	0- 1	8- 5				
7- 6	0- 0	0- 1	HOME	0- 5	0- 0	7- 0				
1- 11	0- 3	0- 1	AWAY	0- 3	0- 1	1- 3				
0- 4	0- 1	0- 1	NEUTRAL	0- 0	0- 0	0- 2				
5- 9	0- 3	0- 0	NON-CONFERENCE	0- 2	0- 1	5- 3				
5- 1	0- 0	0- 0	HOME	0- 1	0- 0	5- 0				
0- 5	0- 2	0- 0	AWAY	0- 1	0- 1	0- 1				
0- 3	0- 1	0- 0	NEUTRAL	0- 0	0- 0	0- 2				
3- 12	0- 1	0- 3	CONFERENCE	0- 6	0- 0	3- 2				
2- 5	0- 0	0- 1	HOME	0- 4	0- 0	2- 0				
1- 6	0- 1	0- 1	AWAY	0- 2	0- 0	1- 2				
0- 1	0- 0	0- 1	NEUTRAL	0- 0	0- 0	0- 0				

RPI	S	Opponent	Score	RPI	S	Opponent	Score	RPI	S	Opponent	Score	RPI	S	Opponent	Score	Team's RPI: 228
8	A	Xavier	41 <b>67</b>	37	H	Temple	36 <b>89</b>	52	H	Duquesne	53 <b>61</b>	121	A	American	60 <b>64</b>	
12	A	Miami (FL)	62 <b>83</b>	46	A	Dayton	64 <b>80</b>	56	A	Charlotte	55 <b>71</b>	174	N	Northern Ill.	60 <b>66</b>	
22	N	Green Bay	51 <b>75</b>	46	N	Dayton	58 <b>61</b>	68	H	St. Joseph's	49 <b>64</b>	201	A	La Salle	64 <b>73</b>	
23	A	Rutgers	50 <b>60</b>					69	A	Old Dominion	35 <b>60</b>	211	H	George Mason	67 58	
								73	H	St. Bonaventure	48 <b>72</b>	217	N	Morgan St.	66 <b>70</b>	
								74	A	Richmond	62 <b>70</b>	218	H	Ohio	54 44	
								74	H	Richmond	55 <b>68</b>	221	A	Fordham	56 <b>59</b>	
								92	H	Auburn	45 <b>52</b>	230	A	Marshall	61 <b>64</b>	
												240	H	Coppin St.	63 42	
												266	H	Massachusetts	62 46	
												268	A	St. Louis	49 36	
												302	H	Rhode Island	53 35	
												321	H	North Texas	62 53	
												328	H	Stony Brook	69 49	
LAST 12 Division I GAMES:																
46	N	Dayton	58 <b>61</b>	56	A	Charlotte	55 <b>71</b>									
68	H	St. Joseph's	49 <b>64</b>	268	A	St. Louis	49 36									
8	A	Xavier	41 <b>67</b>	302	H	Rhode Island	53 35									
74	A	Richmond	62 <b>70</b>	201	A	La Salle	64 <b>73</b>									
37	H	Temple	36 <b>89</b>	52	H	Duquesne	53 <b>61</b>									
266	H	Massachusetts	62 46	221	A	Fordham	56 <b>59</b>									

Non-Div I Games:

George Washington

■ Loss, 
 ■ Non-Conf, 
 ■ S Site, 
 ■ H Home 
 ■ A Away 
 N Neutral

## Georgetown

## Through Games Of Sunday, March 13, 2011

Average RPI Win:	104	WON-LOST	WINNING	LAST 10	STRENGTH OF	OPP. STRENGTH	TEAM	ADJ.	CONF.	ADJ CONF.
Average RPI Loss:	33	RECORD	PCT. RANK	GAMES	SCHEDULE	OF SCHEDULE	RPI	RPI	RPI	RPI
DIV. I ONLY	21- 10	61	5- 5	15	4	19	18	3	3	
DIV. I NON-CONF.	11- 2	26	0- 0	38	8	11	11	2	2	
TOTALS	RPI 1-25	RPI 26-50	W-L RECORDS	RPI 51-100	RPI 101-150	RPI 150+				
21- 10	3- 7	3- 1	OVERALL	5- 1	5- 1	5- 0				
12- 2	1- 2	1- 0	HOME	4- 0	3- 0	3- 0				
6- 7	0- 5	2- 1	AWAY	0- 0	2- 1	2- 0				
3- 1	2- 0	0- 0	NEUTRAL	1- 1	0- 0	0- 0				
11- 2	3- 1	1- 0	NON-CONFERENCE	2- 1	2- 0	3- 0				
6- 0	1- 0	0- 0	HOME	2- 0	1- 0	2- 0				
3- 1	0- 1	1- 0	AWAY	0- 0	1- 0	1- 0				
2- 1	2- 0	0- 0	NEUTRAL	0- 1	0- 0	0- 0				
10- 8	0- 6	2- 1	CONFERENCE	3- 0	3- 1	2- 0				
6- 2	0- 2	1- 0	HOME	2- 0	2- 0	1- 0				
3- 6	0- 4	1- 1	AWAY	0- 0	1- 1	1- 0				
1- 0	0- 0	0- 0	NEUTRAL	1- 0	0- 0	0- 0				

RPI 1-25				Team's RPI: 18				RPI 26-50				RPI 51-100				RPI 101+			
RPI	S	Opponent	Score		RPI	S	Opponent	Score		RPI	S	Opponent	Score		RPI	S	Opponent	Score	
1	A	Connecticut	43	59	26	A	Houston	77	37	51	H	Missouri St.	72	59	111	H	Villanova	60	44
1	H	Connecticut	42	52	31	H	West Virginia	65	60	54	H	Syracuse	80	62	113	A	Wake Forest	64	49
2	N	Tennessee	69	58	32	A	St. John's (NY)	71	75	54	N	Syracuse	61	60	117	A	Providence	49	45
10	A	Notre Dame	58	80	36	A	Louisville	76	52	74	H	Richmond	65	64	133	A	South Fla.	55	60
11	A	DePaul	57	82						79	N	Missouri	45	54	133	H	South Fla.	67	38
12	A	Miami (FL)	72	81						96	H	Pittsburgh	67	57	139	H	Clemson	75	54
14	H	Maryland	53	45											166	H	Cincinnati	55	38
19	N	Georgia Tech	67	58											189	A	Seton Hall	59	41
23	A	Rutgers	53	70											201	H	La Salle	50	46
24	H	Marquette	73	75											240	H	Coppin St.	73	52
															316	A	Rider	81	54
LAST 12 Division I GAMES:																			
		1	A	Connecticut	43	59				32	A	St. John's (NY)	71	75					
		54	N	Syracuse	61	60				133	H	South Fla.	67	38					
		133	A	South Fla.	55	60				166	H	Cincinnati	55	38					
		1	H	Connecticut	42	52				36	A	Louisville	76	52					
		96	H	Pittsburgh	67	57				189	A	Seton Hall	59	41					
		11	A	DePaul	57	82				31	H	West Virginia	65	60					

Non-Div I Games: Augusta St. 79 41

Georgetown

Loss, Non-Conf, S Site, H Home A Away N Neutral

## Georgia

Through Games Of Sunday, March 13, 2011

Average RPI Win: 123		WON-LOST	WINNING	LAST 10	STRENGTH OF		OPP. STRENGTH	TEAM	ADJ.	CONF.	ADJ CONF.
Average RPI Loss: 36		RECORD	PCT. RANK	GAMES	SCHEDULE		OF SCHEDULE	RPI	RPI	RPI	RPI
DIV. I ONLY		21- 10	61	5- 5	41		11	35	35	4	4
DIV. I NON-CONF.		10- 3	47	0- 0	165		49	63	63	4	4
<hr/>											
TOTALS	RPI 1-25	RPI 26-50		W-L RECORDS		RPI 51-100		RPI 101-150		RPI 150+	
21- 10	2- 3	1- 5		OVERALL		5- 2		7- 0		6- 0	
12- 2	1- 0	1- 1		HOME		2- 1		3- 0		5- 0	
7- 6	1- 2	0- 3		AWAY		2- 1		3- 0		1- 0	
2- 2	0- 1	0- 1		NEUTRAL		1- 0		1- 0		0- 0	
10- 3	0- 1	0- 2		NON-CONFERENCE		1- 0		3- 0		6- 0	
6- 0	0- 0	0- 0		HOME		0- 0		1- 0		5- 0	
3- 2	0- 1	0- 1		AWAY		1- 0		1- 0		1- 0	
1- 1	0- 0	0- 1		NEUTRAL		0- 0		1- 0		0- 0	
11- 7	2- 2	1- 3		CONFERENCE		4- 2		4- 0		0- 0	
6- 2	1- 0	1- 1		HOME		2- 1		2- 0		0- 0	
4- 4	1- 1	0- 2		AWAY		1- 1		2- 0		0- 0	
1- 1	0- 1	0- 0		NEUTRAL		1- 0		0- 0		0- 0	

RPI	S	Opponent	Score	RPI	S	Opponent	Score	Team's RPI: 35	RPI	S	Opponent	Score	RPI	S	Opponent	Score
2	A	Tennessee	44 77	27	N	Louisiana Tech	62 77		55	A	South Carolina	48 57	105	A	Alabama	60 51
2	N	Tennessee	58 82	30	H	Vanderbilt	59 69		55	H	South Carolina	61 51	105	H	Alabama	81 54
13	A	Kentucky	61 59	43	A	Florida	71 74		55	N	South Carolina	66 34	124	H	Mississippi St.	78 58
13	H	Kentucky	69 51	43	H	Florida	70 64		64	A	Arkansas	59 56	127	N	Denver	73 51
19	A	Georgia Tech	53 69	44	A	Southern California	63 71		64	H	Arkansas	57 54	135	A	FIU	70 65
				49	A	LSU	41 47		66	A	TCU	60 57	136	H	Chattanooga	79 69
									92	H	Auburn	58 63	143	A	Mississippi	61 56
													171	H	Indiana	84 51
													182	H	Southern Miss.	70 53
													184	H	High Point	66 61
													223	A	Loyola Marymount	76 44
													245	H	Ga. Southern	58 43
													332	H	Mercer	92 45
LAST 12 Division I GAMES:																
		2 N Tennessee	58 82			143 A Mississippi	61 56									
		55 N South Carolina	66 34			30 H Vanderbilt	59 69									
		43 A Florida	71 74			105 H Alabama	81 54									
		92 H Auburn	58 63			64 H Arkansas	57 54									
		2 A Tennessee	44 77			49 A LSU	41 47									
		13 H Kentucky	69 51			55 A South Carolina	48 57									

Non-Div I Games:

Georgia

■ Loss, 
 ■ Non-Conf, S Site, 
 ■ Home 
 ■ Away 
 N Neutral



Average RPI Win:	225	WON-LOST	WINNING	LAST 10	STRENGTH OF	OPP. STRENGTH	TEAM	ADJ.	CONF.	ADJ CONF.
Average RPI Loss:	123	RECORD	PCT. RANK	GAMES	SCHEDULE	OF SCHEDULE	RPI	RPI	RPI	RPI
DIV. I ONLY	12- 19	233	5- 5	123	155	200	205	10	11	
DIV. I NON-CONF.	5- 6	192	0- 0	197	314	203	205	11	11	
TOTALS	RPI 1-25	RPI 26-50	W-L RECORDS	RPI 51-100	RPI 101-150	RPI 150+				
12- 19	0- 4	0- 0	OVERALL	1- 8	0- 1	11- 6				
7- 9	0- 1	0- 0	HOME	1- 4	0- 1	6- 3				
4- 9	0- 2	0- 0	AWAY	0- 4	0- 0	4- 3				
1- 1	0- 1	0- 0	NEUTRAL	0- 0	0- 0	1- 0				
5- 6	0- 1	0- 0	NON-CONFERENCE	0- 1	0- 1	5- 3				
3- 4	0- 0	0- 0	HOME	0- 1	0- 1	3- 2				
2- 2	0- 1	0- 0	AWAY	0- 0	0- 0	2- 1				
0- 0	0- 0	0- 0	NEUTRAL	0- 0	0- 0	0- 0				
7- 13	0- 3	0- 0	CONFERENCE	1- 7	0- 0	6- 3				
4- 5	0- 1	0- 0	HOME	1- 3	0- 0	3- 1				
2- 7	0- 1	0- 0	AWAY	0- 4	0- 0	2- 2				
1- 1	0- 1	0- 0	NEUTRAL	0- 0	0- 0	1- 0				

RPI 1-25				RPI 26-50				RPI 51-100				RPI 101+ Team's RPI: 205			
RPI	S	Opponent	Score	RPI	S	Opponent	Score	RPI	S	Opponent	Score	RPI	S	Opponent	Score
19	A	Georgia Tech	56 66					69	A	Old Dominion	41 64	116	H	Rice	52 55
25	A	James Madison	55 62					69	H	Old Dominion	62 66	162	H	Hofstra	84 70
25	H	James Madison	45 93					77	H	Hampton	44 74	177	H	UAB	41 50
25	N	James Madison	51 70					82	A	UNC Wilmington	49 74	191	A	Stetson	70 61
								82	H	UNC Wilmington	76 67	211	A	George Mason	47 71
								86	H	Delaware	46 50	211	H	George Mason	71 61
								90	A	VCU	52 67	211	N	George Mason	68 64
								90	H	VCU	57 69	227	A	Towson	58 53
								95	A	Drexel	46 56	227	H	Towson	67 56
												234	H	Western Caro.	37 51
												246	A	Northeastern	57 44
												246	H	Northeastern	48 72
												264	H	Mississippi Val.	91 65
												269	H	Alabama A&M	57 50
												294	A	William & Mary	66 76
												295	H	Jacksonville St.	59 47
												301	A	Nicholls St.	63 72
												309	A	Bethune-Cookman	70 49
LAST 12 Division I GAMES:															
25	N	James Madison	51 70	82	A	UNC Wilmington	49 74								
211	N	George Mason	68 64	227	H	Towson	67 56								
90	H	VCU	57 69	211	H	George Mason	71 61								
246	A	Northeastern	57 44	82	H	UNC Wilmington	76 67								
25	H	James Madison	45 93	25	A	James Madison	55 62								
294	A	William & Mary	66 76	69	A	Old Dominion	41 64								

Non-Div I Games:

Georgia St.

■ Loss, 
 ■ Non-Conf, 
 ■ S Site, 
 ■ H Home 
 ■ A Away 
 N Neutral

## Georgia Tech

Through Games Of Sunday, March 13, 2011

Average RPI Win:	131	WON-LOST	WINNING	LAST 10	STRENGTH OF	OPP. STRENGTH	TEAM	ADJ.	CONF.	ADJ CONF.
Average RPI Loss:	15	RECORD	PCT. RANK	GAMES	SCHEDULE	OF SCHEDULE	RPI	RPI	RPI	RPI
DIV. I ONLY	23- 10	53	5- 5	18	12	18	19	2	2	
DIV. I NON-CONF.	12- 4	50	0- 0	69	24	36	36	5	5	
TOTALS	RPI 1-25	RPI 26-50	W-L RECORDS	RPI 51-100	RPI 101-150	RPI 150+				
23- 10	3- 9	2- 0	OVERALL	5- 1	8- 0	5- 0				
14- 3	1- 3	2- 0	HOME	4- 0	2- 0	5- 0				
6- 4	1- 3	0- 0	AWAY	0- 1	5- 0	0- 0				
3- 3	1- 3	0- 0	NEUTRAL	1- 0	1- 0	0- 0				
12- 4	0- 3	2- 0	NON-CONFERENCE	2- 1	3- 0	5- 0				
9- 1	0- 1	2- 0	HOME	1- 0	1- 0	5- 0				
2- 1	0- 0	0- 0	AWAY	0- 1	2- 0	0- 0				
1- 2	0- 2	0- 0	NEUTRAL	1- 0	0- 0	0- 0				
11- 6	3- 6	0- 0	CONFERENCE	3- 0	5- 0	0- 0				
5- 2	1- 2	0- 0	HOME	3- 0	1- 0	0- 0				
4- 3	1- 3	0- 0	AWAY	0- 0	3- 0	0- 0				
2- 1	1- 1	0- 0	NEUTRAL	0- 0	1- 0	0- 0				

RPI	S	Opponent	Score
1	H	Connecticut	51 71
2	N	Tennessee	42 66
3	A	Duke	32 69
3	N	Duke	66 74
12	A	Miami (FL)	74 84
12	H	Miami (FL)	59 70
14	H	Maryland	53 56
14	N	Maryland	70 64
15	A	Florida St.	60 73
18	N	Georgetown	58 67
21	A	North Carolina	64 57
21	H	North Carolina	71 70

RPI	S	Opponent	Score
35	H	Georgia	69 53
45	H	Middle Tenn.	68 48

RPI	S	Opponent	Score
58	H	Northwestern	67 63
62	H	Virginia	68 48
67	H	Boston College	67 54
69	A	Old Dominion	63 65
79	N	Missouri	61 46
99	H	North Carolina St.	74 65

RPI	S	Opponent	Score
113	A	Wake Forest	54 46
132	A	Portland St.	69 53
138	A	Virginia Tech	78 57
138	N	Virginia Tech	81 58
139	A	Clemson	64 53
139	H	Clemson	72 46
141	A	Washington	60 27
150	H	Prairie View	61 37
205	H	Georgia St.	66 56
270	H	Kennesaw St.	79 60
295	H	Jacksonville St.	81 52
313	H	Tennessee St.	82 11
332	H	Mercer	101 44

## LAST 12 Division I GAMES:

3	N	Duke	66 74	99	H	North Carolina St.	74 65
14	N	Maryland	70 64	15	A	Florida St.	60 73
138	N	Virginia Tech	81 58	14	H	Maryland	53 56
12	H	Miami (FL)	59 70	12	A	Miami (FL)	74 84
21	A	North Carolina	64 57	138	A	Virginia Tech	78 57
139	H	Clemson	72 46	67	H	Boston College	67 54

Non-Div I Games:

Georgia Tech

■ Loss, 
 ■ Non-Conf, 
 ■ S Site, 
 ■ H Home 
 ■ A Away 
 N Neutral

## Gonzaga

Through Games Of Sunday, March 13, 2011

Average RPI Win:	197	WON-LOST	WINNING	LAST 10	STRENGTH OF	OPP. STRENGTH	TEAM	ADJ.	CONF.	ADJ CONF.
Average RPI Loss:	51	RECORD	PCT. RANK	GAMES	SCHEDULE	OF SCHEDULE	RPI	RPI	RPI	RPI
DIV. I ONLY	27- 4	11	10- 0	170	130	42	42	15	15	
DIV. I NON-CONF.	11- 4	56	0- 0	202	43	86	87	16	16	
TOTALS	RPI 1-25	RPI 26-50	W-L RECORDS	RPI 51-100	RPI 101-150	RPI 150+				
27- 4	0- 2	0- 1	OVERALL	4- 0	3- 1	20- 0				
12- 1	0- 1	0- 0	HOME	2- 0	1- 0	9- 0				
11- 1	0- 0	0- 1	AWAY	1- 0	2- 0	8- 0				
4- 2	0- 1	0- 0	NEUTRAL	1- 0	0- 1	3- 0				
11- 4	0- 2	0- 1	NON-CONFERENCE	1- 0	1- 1	9- 0				
5- 1	0- 1	0- 0	HOME	1- 0	0- 0	4- 0				
4- 1	0- 0	0- 1	AWAY	0- 0	1- 0	3- 0				
2- 2	0- 1	0- 0	NEUTRAL	0- 0	0- 1	2- 0				
16- 0	0- 0	0- 0	CONFERENCE	3- 0	2- 0	11- 0				
7- 0	0- 0	0- 0	HOME	1- 0	1- 0	5- 0				
7- 0	0- 0	0- 0	AWAY	1- 0	1- 0	5- 0				
2- 0	0- 0	0- 0	NEUTRAL	1- 0	0- 0	1- 0				

RPI 1-25				RPI 26-50				Team's RPI: 42				RPI 51-100				RPI 101+			
RPI	S	Opponent	Score	RPI	S	Opponent	Score	RPI	S	Opponent	Score	RPI	S	Opponent	Score	RPI	S	Opponent	Score
5	H	Stanford	78 84	44	A	Southern California	73 79	61	H	BYU	91 64	107	A	Pepperdine	80 61				
10	N	Notre Dame	61 70					93	A	St. Mary's (CA)	106 77	107	H	Pepperdine	73 59				
								93	H	St. Mary's (CA)	106 66	134	A	Montana	80 62				
								93	N	St. Mary's (CA)	72 46	143	N	Mississippi	52 53				
												155	H	Washington St.	93 75				
												155	N	Washington St.	67 65				
												163	H	Idaho	93 62				
												193	A	Portland	81 55				
												193	H	Portland	87 67				
												193	N	Portland	96 71				
												200	A	San Diego	70 49				
												200	H	San Diego	80 58				
												223	A	Loyola Marymount	65 59				
												223	H	Loyola Marymount	82 42				
												233	A	North Dakota	83 45				
												238	H	Southern Utah	102 61				
												247	A	Santa Clara	93 65				
												247	H	Santa Clara	89 53				
												258	A	Seattle	91 64				
												267	A	Eastern Wash.	101 74				
												282	H	Cal St. Fullerton	101 52				
												324	A	San Francisco	103 59				
												324	H	San Francisco	97 60				
												325	N	N.C. Central	94 52				
LAST 12 Division I GAMES:																			
				93	N	St. Mary's (CA)	72 46					107	H	Pepperdine	73 59				
				193	N	Portland	96 71					223	H	Loyola Marymount	82 42				
				200	H	San Diego	80 58					193	H	Portland	87 67				
				93	H	St. Mary's (CA)	106 66					200	A	San Diego	70 49				
				324	A	San Francisco	103 59					93	A	St. Mary's (CA)	106 77				
				247	A	Santa Clara	93 65					324	H	San Francisco	97 60				

Non-Div I Games: Whitman 114 40

Gonzaga

Loss, Non-Conf, S Site, H Home A Away N Neutral

Average RPI Win: <b>293</b>	WON-LOST	WINNING	LAST 10	STRENGTH OF	OPP. STRENGTH	TEAM	ADJ.	CONF.	ADJ CONF.
Average RPI Loss: <b>185</b>	RECORD	PCT. RANK	GAMES	SCHEDULE	OF SCHEDULE	RPI	RPI	RPI	RPI
DIV. I ONLY	<b>13- 16</b>	<b>196</b>	<b>5- 5</b>	<b>296</b>	<b>341</b>	<b>260</b>	<b>259</b>	<b>33</b>	<b>33</b>
DIV. I NON-CONF.	<b>2- 7</b>	<b>293</b>	<b>0- 0</b>	<b>101</b>	<b>252</b>	<b>243</b>	<b>238</b>	<b>33</b>	<b>33</b>
TOTALS	RPI 1-25	RPI 26-50	W-L RECORDS	RPI 51-100	RPI 101-150	RPI 150+			
13- 16	0- 0	0- 2	OVERALL	0- 1	0- 5	13- 8			
7- 3	0- 0	0- 0	HOME	0- 0	0- 1	7- 2			
5- 10	0- 0	0- 1	AWAY	0- 1	0- 2	5- 6			
1- 3	0- 0	0- 1	NEUTRAL	0- 0	0- 2	1- 0			
2- 7	0- 0	0- 2	NON-CONFERENCE	0- 1	0- 2	2- 2			
0- 1	0- 0	0- 0	HOME	0- 0	0- 0	0- 1			
2- 5	0- 0	0- 1	AWAY	0- 1	0- 2	2- 1			
0- 1	0- 0	0- 1	NEUTRAL	0- 0	0- 0	0- 0			
11- 9	0- 0	0- 0	CONFERENCE	0- 0	0- 3	11- 6			
7- 2	0- 0	0- 0	HOME	0- 0	0- 1	7- 1			
3- 5	0- 0	0- 0	AWAY	0- 0	0- 0	3- 5			
1- 2	0- 0	0- 0	NEUTRAL	0- 0	0- 2	1- 0			

RPI S	Opponent	Score	RPI S	Opponent	Score	RPI S	Opponent	Score	RPI S	Opponent	Score	Team's RPI: 259
39	A Kansas St.	44 67	89	A Oklahoma St.	40 84	104	A Memphis	59 81				
50	N Marist	61 82				131	A Western Ky.	43 60				
						150	H Prairie View	40 46				
						150	N Prairie View	41 47				
						150	N Prairie View	61 70				
						186	A La.-Monroe	66 61				
						190	A Southern U.	53 64				
						190	H Southern U.	48 43				
						251	A Alcorn St.	57 64				
						251	H Alcorn St.	64 71				
						251	N Alcorn St.	72 63				
						253	A Sam Houston St.	55 67				
						264	A Mississippi Val.	65 81				
						264	H Mississippi Val.	67 59				
						269	A Alabama A&M	55 61				
						269	H Alabama A&M	67 56				
						296	H Stephen F. Austin	64 69				
						301	A Nicholls St.	61 44				
						327	A Jackson St.	59 62				
						327	H Jackson St.	72 54				
						333	A Alabama St.	58 48				
						333	H Alabama St.	64 58				
						339	A Ark.-Pine Bluff	72 43				
						339	H Ark.-Pine Bluff	102 70				
						340	A Texas Southern	44 38				
						340	H Texas Southern	67 56				
LAST 12 Division I GAMES:												
150	N	Prairie View	41	47	327	A	Jackson St.	59	62			
251	N	Alcorn St.	72	63	340	H	Texas Southern	67	56			
333	H	Alabama St.	64	58	150	H	Prairie View	40	46			
269	H	Alabama A&M	67	56	251	A	Alcorn St.	57	64			
264	A	Mississippi Val.	65	81	190	A	Southern U.	53	64			
339	A	Ark.-Pine Bluff	72	43	264	H	Mississippi Val.	67	59			

Non-Div I Games: Xavier (LA) 47 43 Dillard 73 55

Grambling

■ Loss, 
 ■ Non-Conf, 
 ■ S Site, 
 ■ Home 
 ■ A Away 
 N Neutral

Average RPI Win:	184	WON-LOST	WINNING	LAST 10	STRENGTH OF	OPP. STRENGTH	TEAM	ADJ.	CONF.	ADJ CONF.
Average RPI Loss:	24	RECORD	PCT. RANK	GAMES	SCHEDULE	OF SCHEDULE	RPI	RPI	RPI	RPI
DIV. I ONLY	32- 1	1	10- 0	167	150	22	22	14	14	
DIV. I NON-CONF.	11- 1	19	0- 0	163	77	28	27	15	15	
TOTALS	RPI 1-25	RPI 26-50	W-L RECORDS	RPI 51-100	RPI 101-150	RPI 150+				
32- 1	0- 1	1- 0	OVERALL	2- 0	6- 0	23- 0				
17- 0	0- 0	0- 0	HOME	1- 0	2- 0	14- 0				
11- 1	0- 1	0- 0	AWAY	1- 0	2- 0	8- 0				
4- 0	0- 0	1- 0	NEUTRAL	0- 0	2- 0	1- 0				
11- 1	0- 1	1- 0	NON-CONFERENCE	2- 0	3- 0	5- 0				
5- 0	0- 0	0- 0	HOME	1- 0	0- 0	4- 0				
2- 1	0- 1	0- 0	AWAY	1- 0	1- 0	0- 0				
4- 0	0- 0	1- 0	NEUTRAL	0- 0	2- 0	1- 0				
21- 0	0- 0	0- 0	CONFERENCE	0- 0	3- 0	18- 0				
12- 0	0- 0	0- 0	HOME	0- 0	2- 0	10- 0				
9- 0	0- 0	0- 0	AWAY	0- 0	1- 0	8- 0				
0- 0	0- 0	0- 0	NEUTRAL	0- 0	0- 0	0- 0				

RPI	S	Opponent	Score	RPI	S	Opponent	Score	RPI	S	Opponent	Score	RPI	S	Opponent	Score
24	A	Marquette	60 63	29	N	Penn St.	79 74	75	H	Wisconsin	69 43	120	A	Minnesota	79 75
								94	A	Eastern Mich.	68 44	123	N	Utah	60 40
												126	A	Butler	66 62
												126	H	Butler	74 63
												126	H	Butler	93 57
												147	N	Hartford	78 44
												153	A	Cleveland St.	63 55
												153	H	Cleveland St.	87 63
												160	A	Wright St.	75 54
												160	H	Wright St.	75 57
												160	H	Wright St.	95 65
												164	A	Ill.-Chicago	81 50
												164	H	Ill.-Chicago	60 51
												172	A	Milwaukee	77 59
												172	H	Milwaukee	87 39
												185	A	Detroit	68 48
												185	H	Detroit	69 62
												209	H	South Dakota	70 53
												228	N	George Washington	75 51
												233	H	North Dakota	83 40
												237	H	Evansville	72 48
												250	A	Loyola (IL)	69 43
												250	H	Loyola (IL)	72 51
												250	H	Loyola (IL)	89 41
												274	A	Valparaiso	69 50
												274	H	Valparaiso	75 48

## LAST 12 Division I GAMES:

126	H	Butler	74 63	274	H	Valparaiso	75 48
160	H	Wright St.	95 65	172	A	Milwaukee	77 59
250	H	Loyola (IL)	89 41	250	A	Loyola (IL)	69 43
185	A	Detroit	68 48	164	A	Ill.-Chicago	81 50
160	A	Wright St.	75 54	288	H	Youngstown St.	84 25
126	H	Butler	93 57	153	H	Cleveland St.	87 63

Non-Div I Games:

Green Bay

■ Loss, 
 ■ Non-Conf, 
 ■ S Site, 
 ■ H Home 
 ■ A Away 
 N Neutral

RPI	S	Opponent	Score	
288	A	Youngstown St.	71	57
288	H	Youngstown St.	84	25
305	H	Southeast Mo. St.	74	40

Green Bay

Average RPI Win: <b>220</b>	WON-LOST	WINNING	LAST 10	STRENGTH OF	OPP. STRENGTH	TEAM	ADJ.	CONF.	ADJ CONF.
Average RPI Loss: <b>147</b>	RECORD	PCT. RANK	GAMES	SCHEDULE	OF SCHEDULE	RPI	RPI	RPI	RPI
DIV. I ONLY	25- 6	20	10- 0	226	205	77	77	25	25
DIV. I NON-CONF.	8- 5	105	1- 0	167	73	112	108	26	26
TOTALS	RPI 1-25	RPI 26-50	W-L RECORDS	RPI 51-100	RPI 101-150	RPI 150+			
25- 6	1- 0	1- 0	OVERALL	0- 2	1- 2	22- 2			
10- 2	0- 0	1- 0	HOME	0- 1	0- 0	9- 1			
11- 4	1- 0	0- 0	AWAY	0- 1	1- 2	9- 1			
4- 0	0- 0	0- 0	NEUTRAL	0- 0	0- 0	4- 0			
8- 5	1- 0	1- 0	NON-CONFERENCE	0- 2	1- 2	5- 1			
3- 2	0- 0	1- 0	HOME	0- 1	0- 0	2- 1			
4- 3	1- 0	0- 0	AWAY	0- 1	1- 2	2- 0			
1- 0	0- 0	0- 0	NEUTRAL	0- 0	0- 0	1- 0			
17- 1	0- 0	0- 0	CONFERENCE	0- 0	0- 0	17- 1			
7- 0	0- 0	0- 0	HOME	0- 0	0- 0	7- 0			
7- 1	0- 0	0- 0	AWAY	0- 0	0- 0	7- 1			
3- 0	0- 0	0- 0	NEUTRAL	0- 0	0- 0	3- 0			

RPI 1-25				RPI 26-50				RPI 51-100 Team's RPI: 77				RPI 101+			
RPI	S	Opponent	Score	RPI	S	Opponent	Score	RPI	S	Opponent	Score	RPI	S	Opponent	Score
25	A	James Madison	69 64	43	H	Florida	69 54	56	A	Charlotte	57 64	113	A	Wake Forest	49 62
								74	H	Richmond	43 71	115	A	East Carolina	69 63
												118	A	South Dakota St.	64 76
												161	H	IPFW	78 77
												176	A	Howard	60 54
												176	H	Howard	68 52
												176	N	Howard	61 42
												192	A	N.C. A&T	74 66
												192	H	N.C. A&T	71 36
												205	A	Georgia St.	74 44
												212	H	Jacksonville	42 49
												217	A	Morgan St.	68 37
												220	A	Florida A&M	59 47
												220	H	Florida A&M	88 49
												222	A	Radford	52 51
												240	A	Coppin St.	76 56
												240	N	Coppin St.	70 46
												257	H	Md.-East. Shore	47 29
												284	A	Delaware St.	77 64
												284	H	Delaware St.	52 29
												293	H	South Carolina St.	77 57
												293	N	South Carolina St.	78 55
												308	N	Troy	61 43
												309	A	Bethune-Cookman	51 55
												312	A	Norfolk St.	74 53
												312	H	Norfolk St.	75 54
LAST 12 Division I GAMES:															
				176	N	Howard	61 42					192	A	N.C. A&T	74 66
				240	N	Coppin St.	70 46					312	A	Norfolk St.	74 53
				293	N	South Carolina St.	78 55					325	H	N.C. Central	79 44
				176	A	Howard	60 54					293	H	South Carolina St.	77 57
				284	A	Delaware St.	77 64					257	H	Md.-East. Shore	47 29
				220	H	Florida A&M	88 49					284	H	Delaware St.	52 29

Non-Div I Games:

Hampton

■ Loss, 
 ■ Non-Conf, S Site, 
 ■ Home 
 ■ Away 
 N Neutral

RPI	S	Opponent	Score
325	H	N.C. Central	79 44

H  
a  
m  
p  
t  
o  
n

H  
a  
m  
p  
t  
o  
n

Hampton



Average RPI Win:	257	WON-LOST	WINNING	LAST 10	STRENGTH OF	OPP. STRENGTH	TEAM	ADJ.	CONF.	ADJ CONF.
Average RPI Loss:	122	RECORD	PCT. RANK	GAMES	SCHEDULE	OF SCHEDULE	RPI	RPI	RPI	RPI
DIV. I ONLY	17- 15	156	9- 1	132	293	148	147	30	30	
DIV. I NON-CONF.	3- 10	287	0- 0	18	198	172	170	25	25	
TOTALS	RPI 1-25	RPI 26-50	W-L RECORDS	RPI 51-100	RPI 101-150	RPI 150+				
17- 15	0- 1	0- 3	OVERALL	0- 1	2- 5	15- 5				
9- 5	0- 0	0- 1	HOME	0- 0	2- 2	7- 2				
8- 7	0- 0	0- 1	AWAY	0- 1	0- 2	8- 3				
0- 3	0- 1	0- 1	NEUTRAL	0- 0	0- 1	0- 0				
3- 10	0- 1	0- 3	NON-CONFERENCE	0- 1	1- 3	2- 2				
2- 2	0- 0	0- 1	HOME	0- 0	1- 1	1- 0				
1- 5	0- 0	0- 1	AWAY	0- 1	0- 1	1- 2				
0- 3	0- 1	0- 1	NEUTRAL	0- 0	0- 1	0- 0				
14- 5	0- 0	0- 0	CONFERENCE	0- 0	1- 2	13- 3				
7- 3	0- 0	0- 0	HOME	0- 0	1- 1	6- 2				
7- 2	0- 0	0- 0	AWAY	0- 0	0- 1	7- 1				
0- 0	0- 0	0- 0	NEUTRAL	0- 0	0- 0	0- 0				

RPI 1-25			RPI 26-50			RPI 51-100			RPI 101+ Team's RPI: 147		
RPI	S	Opponent	Score	RPI	S	Opponent	Score	RPI	S	Opponent	Score
22	N	Green Bay	44 78	29	N	Penn St.	65 71	67	A	Boston College	66 93
				37	A	Temple	45 63				
				50	H	Marist	40 57				
LAST 12 Division I GAMES:											
199	A	Boston U.	65 53	202	A	Binghamton	55 37	307	H	Dartmouth	74 43
148	H	UMBC	66 48	199	H	Boston U.	66 59	311	A	Vermont	62 49
226	H	Albany (NY)	48 43	335	A	Maine	62 49	311	H	Vermont	68 43
287	H	New Hampshire	62 52	226	A	Albany (NY)	61 56	328	A	Stony Brook	67 63
328	A	Stony Brook	67 63	311	H	Vermont	68 43	328	H	Stony Brook	67 57
148	H	UMBC	48 53	328	H	Stony Brook	67 57	335	A	Maine	62 49

Non-Div I Games:

Hartford

■ Loss, 
■ Non-Conf, S Site, 
■ Home 
■ Away 
N Neutral

RPI	S	Opponent	Score
335	H	Maine	73 43

Hartford

H  
a  
r  
t  
f  
o  
r  
d

H  
a  
r  
t  
f  
o  
r  
d

Average RPI Win: <b>266</b>	WON-LOST	WINNING	LAST 10	STRENGTH OF	OPP. STRENGTH	TEAM	ADJ.	CONF.	ADJ CONF.
Average RPI Loss: <b>144</b>	RECORD	PCT. RANK	GAMES	SCHEDULE	OF SCHEDULE	RPI	RPI	RPI	RPI
DIV. I ONLY	18- 10	89	6- 4	307	246	171	175	28	28
DIV. I NON-CONF.	8- 6	127	0- 0	242	202	164	166	27	27
TOTALS	RPI 1-25	RPI 26-50	W-L RECORDS	RPI 51-100	RPI 101-150	RPI 150+			
18- 10	0- 0	0- 2	OVERALL	1- 2	2- 2	15- 4			
10- 2	0- 0	0- 0	HOME	1- 0	1- 1	8- 1			
7- 8	0- 0	0- 2	AWAY	0- 2	0- 1	7- 3			
1- 0	0- 0	0- 0	NEUTRAL	0- 0	1- 0	0- 0			
8- 6	0- 0	0- 2	NON-CONFERENCE	0- 1	2- 2	6- 1			
4- 1	0- 0	0- 0	HOME	0- 0	1- 1	3- 0			
3- 5	0- 0	0- 2	AWAY	0- 1	0- 1	3- 1			
1- 0	0- 0	0- 0	NEUTRAL	0- 0	1- 0	0- 0			
10- 4	0- 0	0- 0	CONFERENCE	1- 1	0- 0	9- 3			
6- 1	0- 0	0- 0	HOME	1- 0	0- 0	5- 1			
4- 3	0- 0	0- 0	AWAY	0- 1	0- 0	4- 2			
0- 0	0- 0	0- 0	NEUTRAL	0- 0	0- 0	0- 0			

RPI S	Opponent	Score	RPI S	Opponent	Score	RPI S	Opponent	Score	RPI S	Opponent	Score	Team's RPI: 175
43	A Florida	65 <b>86</b>	46	A Dayton	80 <b>101</b>	67	A Boston College	78 <b>80</b>	108	H Sacred Heart	60 <b>69</b>	
						70	A Princeton	59 <b>68</b>	140	A Navy	60 <b>65</b>	
						70	H Princeton	73 67	147	H Hartford	85 61	
									149	N Oral Roberts	84 76	
									199	A Boston U.	69 58	
									210	A Yale	71 <b>82</b>	
									210	H Yale	64 <b>78</b>	
									258	A Seattle	69 55	
									261	A Holy Cross	53 <b>72</b>	
									266	H Massachusetts	83 70	
									285	A Brown	56 <b>57</b>	
									285	H Brown	72 59	
									287	H New Hampshire	96 63	
									303	A Columbia	69 68	
									303	H Columbia	77 46	
									304	A Penn	56 48	
									304	H Penn	88 84	
									307	A Dartmouth	62 55	
									307	H Dartmouth	82 49	
									322	A Cornell	67 36	
									322	H Cornell	73 68	
									323	H NJIT	76 64	
									335	A Maine	73 54	
LAST 12 Division I GAMES:												
307	A Dartmouth	62 55	322	H Cornell	73 68							
70	A Princeton	59 <b>68</b>	285	A Brown	56 <b>57</b>							
304	A Penn	56 48	210	A Yale	71 <b>82</b>							
210	H Yale	64 <b>78</b>	304	H Penn	88 84							
285	H Brown	72 59	70	H Princeton	73 67							
303	H Columbia	77 46	322	A Cornell	67 36							

Non-Div I Games:

Harvard

■ Loss, 
 ■ Non-Conf, S Site, 
 ■ Home 
 ■ Away 
 N Neutral

Average RPI Win:	236	WON-LOST	WINNING	LAST 10	STRENGTH OF	OPP. STRENGTH	TEAM	ADJ.	CONF.	ADJ CONF.
Average RPI Loss:	128	RECORD	PCT. RANK	GAMES	SCHEDULE	OF SCHEDULE	RPI	RPI	RPI	RPI
DIV. I ONLY	11- 19	242	5- 5	192	145	236	236	13	13	
DIV. I NON-CONF.	6- 7	186	0- 0	217	169	201	203	13	13	
TOTALS	RPI 1-25	RPI 26-50	W-L RECORDS	RPI 51-100	RPI 101-150	RPI 150+				
11- 19	0- 2	0- 4	OVERALL	0- 3	2- 3	9- 7				
10- 9	0- 2	0- 2	HOME	0- 2	2- 1	8- 2				
1- 9	0- 0	0- 2	AWAY	0- 1	0- 2	1- 4				
0- 1	0- 0	0- 0	NEUTRAL	0- 0	0- 0	0- 1				
6- 7	0- 2	0- 0	NON-CONFERENCE	0- 1	1- 2	5- 2				
6- 5	0- 2	0- 0	HOME	0- 1	1- 1	5- 1				
0- 2	0- 0	0- 0	AWAY	0- 0	0- 1	0- 1				
0- 0	0- 0	0- 0	NEUTRAL	0- 0	0- 0	0- 0				
5- 12	0- 0	0- 4	CONFERENCE	0- 2	1- 1	4- 5				
4- 4	0- 0	0- 2	HOME	0- 1	1- 0	3- 1				
1- 7	0- 0	0- 2	AWAY	0- 1	0- 1	1- 3				
0- 1	0- 0	0- 0	NEUTRAL	0- 0	0- 0	0- 1				

RPI	S	Opponent	Score	RPI	S	Opponent	Score	RPI	S	Opponent	Score	RPI	S	Opponent	Score	Team's RPI: 236
9	H	UCLA	44 72	27	A	Louisiana Tech	50 76	94	H	Eastern Mich.	67 83	115	H	East Carolina	63 71	
21	H	North Carolina	57 91	27	H	Louisiana Tech	69 74	97	A	Nevada	42 69	132	A	Portland St.	66 77	
				47	A	Fresno St.	57 79	97	H	Nevada	62 75	143	H	Mississippi	64 57	
				47	H	Fresno St.	70 83					145	A	Utah St.	41 52	
												145	H	Utah St.	72 71	
												163	A	Idaho	48 72	
												163	H	Idaho	72 60	
												187	A	New Mexico St.	57 52	
												187	H	New Mexico St.	58 74	
												187	N	New Mexico St.	59 71	
												193	A	Portland	61 66	
												197	H	Cal St. Bakersfield	84 74	
												215	H	Oregon St.	54 49	
												239	H	UNLV	48 63	
												272	A	Boise St.	63 69	
												272	H	Boise St.	69 53	
												303	H	Columbia	71 46	
												315	H	Cal St. Northridge	66 58	
												325	H	N.C. Central	82 47	
												334	A	San Jose St.	43 53	
												334	H	San Jose St.	55 53	
LAST 12 Division I GAMES:																
				187	N	New Mexico St.	59 71	97	A	Nevada	42 69					
				145	H	Utah St.	72 71	163	H	Idaho	72 60					
				47	H	Fresno St.	70 83	272	H	Boise St.	69 53					
				334	H	San Jose St.	55 53	97	H	Nevada	62 75					
				27	A	Louisiana Tech	50 76	145	A	Utah St.	41 52					
				187	A	New Mexico St.	57 52	47	A	Fresno St.	57 79					

Non-Div I Games:

Hawaii

■ Loss, 
 ■ Non-Conf, S Site, 
 ■ Home 
 ■ Away 
 N Neutral

Average RPI Win:	261	WON-LOST	WINNING	LAST 10	STRENGTH OF	OPP. STRENGTH	TEAM	ADJ.	CONF.	ADJ CONF.
Average RPI Loss:	137	RECORD	PCT. RANK	GAMES	SCHEDULE	OF SCHEDULE	RPI	RPI	RPI	RPI
DIV. I ONLY	14- 15	175	6- 4	164	256	185	184	22	22	
DIV. I NON-CONF.	4- 7	224	0- 0	62	196	162	160	22	22	
TOTALS	RPI 1-25	RPI 26-50	W-L RECORDS	RPI 51-100	RPI 101-150	RPI 150+				
14- 15	0- 0	0- 2	OVERALL	0- 3	1- 5	13- 5				
7- 5	0- 0	0- 0	HOME	0- 1	1- 3	6- 1				
7- 8	0- 0	0- 2	AWAY	0- 1	0- 2	7- 3				
0- 2	0- 0	0- 0	NEUTRAL	0- 1	0- 0	0- 1				
4- 7	0- 0	0- 2	NON-CONFERENCE	0- 3	1- 0	3- 2				
1- 1	0- 0	0- 0	HOME	0- 1	1- 0	0- 0				
3- 4	0- 0	0- 2	AWAY	0- 1	0- 0	3- 1				
0- 2	0- 0	0- 0	NEUTRAL	0- 1	0- 0	0- 1				
10- 8	0- 0	0- 0	CONFERENCE	0- 0	0- 5	10- 3				
6- 4	0- 0	0- 0	HOME	0- 0	0- 3	6- 1				
4- 4	0- 0	0- 0	AWAY	0- 0	0- 2	4- 2				
0- 0	0- 0	0- 0	NEUTRAL	0- 0	0- 0	0- 0				

RPI S	Opponent	Score	RPI S	Opponent	Score	RPI S	Opponent	Score	RPI S	Opponent	Score	Team's RPI: 184
31	A West Virginia	57 89	64	N Arkansas	63 82	109	A Liberty	57 58				
35	A Georgia	61 66	82	A UNC Wilmington	69 72	109	H Liberty	55 76				
			90	H VCU	64 65	109	H Liberty	60 68				
						121	H American	60 59				
						142	A Gardner-Webb	60 68				
						142	H Gardner-Webb	54 62				
						203	N Idaho St.	55 62				
						206	A UNC Greensboro	79 60				
						222	A Radford	63 68				
						222	H Radford	76 79				
						245	A Ga. Southern	60 66				
						248	A Charleston So.	72 80				
						248	H Charleston So.	77 49				
						248	H Charleston So.	68 54				
						260	A Campbell	74 51				
						271	A Longwood	68 65				
						277	A Coastal Caro.	62 48				
						277	H Coastal Caro.	80 66				
						279	A Winthrop	57 45				
						279	H Winthrop	64 49				
						283	A UNC Asheville	94 75				
						283	H UNC Asheville	106 58				
						310	A Presbyterian	56 41				
						310	H Presbyterian	85 43				
LAST 12 Division I GAMES:												
109	H Liberty	55 76	142	A Gardner-Webb	60 68							
248	H Charleston So.	77 49	310	H Presbyterian	85 43							
283	H UNC Asheville	106 58	248	H Charleston So.	68 54							
222	H Radford	76 79	109	A Liberty	57 58							
277	A Coastal Caro.	62 48	248	A Charleston So.	72 80							
279	A Winthrop	57 45	310	A Presbyterian	56 41							

Non-Div I Games: Bluefield Col. 102 45 Southern Va. 78 23

High Point

Loss, Non-Conf, S Site, H Home A Away N Neutral

## Hofstra

Through Games Of Sunday, March 13, 2011

Average RPI Win:	216	WON-LOST	WINNING	LAST 10	STRENGTH OF	OPP. STRENGTH	TEAM	ADJ.	CONF.	ADJ CONF.
Average RPI Loss:	120	RECORD	PCT. RANK	GAMES	SCHEDULE	OF SCHEDULE	RPI	RPI	RPI	RPI
DIV. I ONLY	19- 12	106	6- 4	292	124	161	162	10	11	
DIV. I NON-CONF.	8- 3	57	0- 0	317	214	163	164	11	11	
TOTALS	RPI 1-25	RPI 26-50	W-L RECORDS	RPI 51-100	RPI 101-150	RPI 150+				
19- 12	1- 0	0- 0	OVERALL	2- 8	2- 0	14- 4				
10- 3	1- 0	0- 0	HOME	2- 3	1- 0	6- 0				
8- 7	0- 0	0- 0	AWAY	0- 4	1- 0	7- 3				
1- 2	0- 0	0- 0	NEUTRAL	0- 1	0- 0	1- 1				
8- 3	0- 0	0- 0	NON-CONFERENCE	0- 1	2- 0	6- 2				
3- 1	0- 0	0- 0	HOME	0- 1	1- 0	2- 0				
5- 1	0- 0	0- 0	AWAY	0- 0	1- 0	4- 1				
0- 1	0- 0	0- 0	NEUTRAL	0- 0	0- 0	0- 1				
11- 9	1- 0	0- 0	CONFERENCE	2- 7	0- 0	8- 2				
7- 2	1- 0	0- 0	HOME	2- 2	0- 0	4- 0				
3- 6	0- 0	0- 0	AWAY	0- 4	0- 0	3- 2				
1- 1	0- 0	0- 0	NEUTRAL	0- 1	0- 0	1- 0				

RPI 1-25				RPI 26-50				RPI 51-100				RPI 101+ Team's RPI: 162			
RPI	S	Opponent	Score	RPI	S	Opponent	Score	RPI	S	Opponent	Score	RPI	S	Opponent	Score
25	H	James Madison	75 73					62	H	Virginia	66 82	117	A	Providence	80 76
								69	H	Old Dominion	77 79	147	H	Hartford	65 51
								82	A	UNC Wilmington	42 65	166	N	Cincinnati	63 65
								82	H	UNC Wilmington	66 70	189	A	Seton Hall	76 65
								86	A	Delaware	66 71	200	A	San Diego	83 85
								86	H	Delaware	81 68	205	A	Georgia St.	70 84
								90	A	VCU	76 85	211	A	George Mason	70 76
								90	N	VCU	76 87	211	H	George Mason	77 69
								95	A	Drexel	57 69	226	A	Albany (NY)	90 60
								95	H	Drexel	66 59	227	A	Towson	81 74
												227	H	Towson	66 55
												231	H	Fairfield	89 73
												246	A	Northeastern	80 61
												246	H	Northeastern	77 63
												291	H	St. Peter's	78 55
												294	A	William & Mary	91 84
												294	H	William & Mary	79 65
												294	N	William & Mary	89 67
												328	A	Stony Brook	84 72
												338	A	Niagara	96 69
LAST 12 Division I GAMES:															
				90	N	VCU	76 87	246	A	Northeastern	80 61				
				294	N	William & Mary	89 67	90	A	VCU	76 85				
				294	A	William & Mary	91 84	95	H	Drexel	66 59				
				25	H	James Madison	75 73	211	A	George Mason	70 76				
				211	H	George Mason	77 69	294	H	William & Mary	79 65				
				69	H	Old Dominion	77 79	86	H	Delaware	81 68				

Non-Div I Games:

Hofstra

■ Loss, 
 ■ Non-Conf, S Site, 
 ■ Home 
 ■ Away 
 N Neutral

## Holy Cross

Through Games Of Sunday, March 13, 2011

Average RPI Win:	264	WON-LOST	WINNING	LAST 10	STRENGTH OF	OPP. STRENGTH	TEAM	ADJ.	CONF.	ADJ CONF.
Average RPI Loss:	169	RECORD	PCT. RANK	GAMES	SCHEDULE	OF SCHEDULE	RPI	RPI	RPI	RPI
DIV. I ONLY	10- 20	259	4- 6	213	228	261	261	19	20	
DIV. I NON-CONF.	4- 11	274	0- 0	248	243	288	291	21	21	
TOTALS	RPI 1-25	RPI 26-50	W-L RECORDS	RPI 51-100	RPI 101-150	RPI 150+				
10- 20	0- 1	0- 0	OVERALL	0- 3	0- 7	10- 9				
6- 7	0- 0	0- 0	HOME	0- 2	0- 3	6- 2				
4- 11	0- 1	0- 0	AWAY	0- 1	0- 3	4- 6				
0- 2	0- 0	0- 0	NEUTRAL	0- 0	0- 1	0- 1				
4- 11	0- 1	0- 0	NON-CONFERENCE	0- 1	0- 2	4- 7				
3- 3	0- 0	0- 0	HOME	0- 1	0- 1	3- 1				
1- 6	0- 1	0- 0	AWAY	0- 0	0- 0	1- 5				
0- 2	0- 0	0- 0	NEUTRAL	0- 0	0- 1	0- 1				
6- 9	0- 0	0- 0	CONFERENCE	0- 2	0- 5	6- 2				
3- 4	0- 0	0- 0	HOME	0- 1	0- 2	3- 1				
3- 5	0- 0	0- 0	AWAY	0- 1	0- 3	3- 1				
0- 0	0- 0	0- 0	NEUTRAL	0- 0	0- 0	0- 0				

RPI 1-25			RPI 26-50			RPI 51-100			RPI 101+ Team's RPI: 261		
RPI	S	Opponent	Score	RPI	S	Opponent	Score	RPI	S	Opponent	Score
1	A	Connecticut	37 117					67	H	Boston College	64 98
								98	A	Lehigh	55 83
								98	H	Lehigh	67 77
								102	N	East Tenn. St.	68 90
								121	A	American	44 72
								121	A	American	53 84
								121	H	American	62 73
								128	H	Central Conn. St.	65 68
								140	A	Navy	68 73
								140	H	Navy	39 53
								175	H	Harvard	72 53
								192	N	N.C. A&T	62 75
								207	A	Quinnipiac	72 60
								210	H	Yale	71 74
								221	A	Fordham	36 67
								242	A	Lafayette	72 67
								242	H	Lafayette	83 46
								246	A	Northeastern	65 76
								252	A	Army	57 50
								252	H	Army	47 50
								265	A	Bucknell	52 68
								265	H	Bucknell	57 47
								266	A	Massachusetts	50 75
								287	H	New Hampshire	78 67
								292	A	Bryant	47 59
								307	A	Dartmouth	57 66
								317	A	Colgate	62 51
								317	H	Colgate	74 59
								335	H	Maine	79 69
LAST 12 Division I GAMES:											
121	A	American	44 72	252	A	Army	57 50				
98	A	Lehigh	55 83	242	H	Lafayette	83 46				
317	H	Colgate	74 59	98	H	Lehigh	67 77				
121	H	American	62 73	317	A	Colgate	62 51				
140	A	Navy	68 73	121	A	American	53 84				
265	A	Bucknell	52 68	140	H	Navy	39 53				

Non-Div I Games:

Holy Cross

■ Loss, 
 ■ Non-Conf, 
 ■ S Site, 
 ■ H Home 
 ■ A Away 
 N Neutral

Average RPI Win: 163		WON-LOST	WINNING	LAST 10	STRENGTH OF	OPP. STRENGTH	TEAM	ADJ.	CONF.	ADJ CONF.
Average RPI Loss: 58		RECORD	PCT. RANK	GAMES	SCHEDULE	OF SCHEDULE	RPI	RPI	RPI	RPI
DIV. I ONLY		26- 5	17	9- 1	89	101	26	26	9	9
DIV. I NON-CONF.		9- 4	74	0- 0	104	128	67	67	9	9
<hr/>										
TOTALS	RPI 1-25		RPI 26-50		W-L RECORDS		RPI 51-100		RPI 101-150	RPI 150+
26- 5	0- 1		2- 1		OVERALL		4- 3		8- 0	12- 0
11- 1	0- 1		0- 0		HOME		1- 0		4- 0	6- 0
13- 2	0- 0		1- 0		AWAY		2- 2		4- 0	6- 0
2- 2	0- 0		1- 1		NEUTRAL		1- 1		0- 0	0- 0
9- 4	0- 1		2- 1		NON-CONFERENCE		1- 2		1- 0	5- 0
3- 1	0- 1		0- 0		HOME		0- 0		0- 0	3- 0
4- 2	0- 0		1- 0		AWAY		0- 2		1- 0	2- 0
2- 1	0- 0		1- 1		NEUTRAL		1- 0		0- 0	0- 0
17- 1	0- 0		0- 0		CONFERENCE		3- 1		7- 0	7- 0
8- 0	0- 0		0- 0		HOME		1- 0		4- 0	3- 0
9- 0	0- 0		0- 0		AWAY		2- 0		3- 0	4- 0
0- 1	0- 0		0- 0		NEUTRAL		0- 1		0- 0	0- 0

RPI 1-25				RPI 26-50				Team's RPI: 26	RPI 51-100				RPI 101+			
RPI	S	Opponent	Score	RPI	S	Opponent	Score		RPI	S	Opponent	Score	RPI	S	Opponent	Score
18	H	Georgetown	37 77	27	A	Louisiana Tech	70 66		59	A	UCF	71 68	104	H	Memphis	81 68
				36	N	Louisville	92 80		66	A	TCU	57 69	115	H	East Carolina	77 60
				50	N	Marist	70 78		72	A	Tulane	85 70	116	A	Rice	74 70
									72	H	Tulane	90 84	116	H	Rice	71 51
									72	N	Tulane	60 70	144	A	UTEP	70 62
									84	A	Lamar	60 69	144	A	UTEP	68 64
									100	N	Nebraska	79 70	144	H	UTEP	77 61
													149	A	Oral Roberts	93 89
													177	A	UAB	74 65
													178	A	SMU	77 73
													178	H	SMU	72 67
													182	H	Southern Miss.	78 59
													187	A	New Mexico St.	82 62
													198	H	UTSA	71 59
													230	A	Marshall	72 54
													278	A	Tulsa	72 56
													278	H	Tulsa	78 48
													290	H	Texas-Arlington	88 48
													329	A	Houston Baptist	93 63
													343	H	A&M-Corpus Christi	72 62
LAST 12 Division I GAMES:																
				72	N	Tulane	60 70		278	A	Tulsa	72 56				
				144	A	UTEP	68 64		115	H	East Carolina	77 60				
				72	H	Tulane	90 84		116	H	Rice	71 51				
				116	A	Rice	74 70		72	A	Tulane	85 70				
				230	A	Marshall	72 54		178	H	SMU	72 67				
				144	H	UTEP	77 61		59	A	UCF	71 68				

Non-Div I Games:

Houston

■ Loss, 
 ■ Non-Conf, S Site, 
 ■ Home 
 ■ Away 
 N Neutral



## Houston Baptist

Through Games Of Sunday, March 13, 2011

Average RPI Win:	262	WON-LOST	WINNING	LAST 10	STRENGTH OF	OPP. STRENGTH	TEAM	ADJ.	CONF.	ADJ CONF.
Average RPI Loss:	208	RECORD	PCT. RANK	GAMES	SCHEDULE	OF SCHEDULE	RPI	RPI	RPI	RPI
DIV. I ONLY	3- 25	332	2- 8	211	335	329	329	32	32	
DIV. I NON-CONF.	1- 13	331	0- 0	83	298	292	296	31	31	
TOTALS	RPI 1-25	RPI 26-50	W-L RECORDS	RPI 51-100	RPI 101-150	RPI 150+				
3- 25	0- 0	0- 3	OVERALL	0- 2	0- 1	3- 19				
1- 9	0- 0	0- 1	HOME	0- 0	0- 1	1- 7				
1- 13	0- 0	0- 2	AWAY	0- 2	0- 0	1- 9				
1- 3	0- 0	0- 0	NEUTRAL	0- 0	0- 0	1- 3				
1- 13	0- 0	0- 3	NON-CONFERENCE	0- 2	0- 1	1- 7				
0- 4	0- 0	0- 1	HOME	0- 0	0- 1	0- 2				
1- 7	0- 0	0- 2	AWAY	0- 2	0- 0	1- 3				
0- 2	0- 0	0- 0	NEUTRAL	0- 0	0- 0	0- 2				
2- 12	0- 0	0- 0	CONFERENCE	0- 0	0- 0	2- 12				
1- 5	0- 0	0- 0	HOME	0- 0	0- 0	1- 5				
0- 6	0- 0	0- 0	AWAY	0- 0	0- 0	0- 6				
1- 1	0- 0	0- 0	NEUTRAL	0- 0	0- 0	1- 1				

RPI S	Opponent	Score	RPI S	Opponent	Score	RPI S	Opponent	Score	RPI S	Opponent	Score	Team's RPI: 329
26	H Houston	63 93	26	H Houston	63 93	66	A TCU	38 96	116	H Rice	46 82	
28	A Texas Tech	36 73	28	A Texas Tech	36 73	84	A Lamar	52 88	165	A Morehead St.	50 71	
36	A Louisville	34 100	36	A Louisville	34 100				188	N Central Ark.	50 82	
									193	H Portland	59 80	
									196	A Chicago St.	64 92	
									196	H Chicago St.	50 79	
									209	A South Dakota	33 62	
									209	H South Dakota	48 66	
									209	N South Dakota	73 64	
									233	A North Dakota	54 104	
									233	H North Dakota	61 73	
									233	N North Dakota	41 82	
									253	A Sam Houston St.	51 48	
									255	H UMKC	50 59	
									296	A Stephen F. Austin	53 95	
									312	N Norfolk St.	50 60	
									314	A Utah Valley	58 82	
									314	H Utah Valley	75 79	
									319	A Tex.-Pan American	67 80	
									319	H Tex.-Pan American	61 76	
									323	A NJIT	55 82	
									323	H NJIT	71 66	
									340	A Texas Southern	62 71	
LAST 12 Division I GAMES:												
233	N North Dakota	41 82	319	A Tex.-Pan American	67 80							
209	N South Dakota	73 64	314	H Utah Valley	75 79							
209	H South Dakota	48 66	196	H Chicago St.	50 79							
233	H North Dakota	61 73	233	A North Dakota	54 104							
314	A Utah Valley	58 82	209	A South Dakota	33 62							
323	H NJIT	71 66	319	H Tex.-Pan American	61 76							

Non-Div I Games: Wiley 77 48

Houston Baptist

■ Loss, 
 ■ Non-Conf, 
 ■ S Site, 
 ■ Home 
 ■ A Away 
 N Neutral

Average RPI Win: <b>253</b>	WON-LOST	WINNING	LAST 10	STRENGTH OF	OPP. STRENGTH	TEAM	ADJ.	CONF.	ADJ CONF.
Average RPI Loss: <b>149</b>	RECORD	PCT. RANK	GAMES	SCHEDULE	OF SCHEDULE	RPI	RPI	RPI	RPI
DIV. I ONLY	<b>16- 18</b>	<b>182</b>	<b>6- 4</b>	<b>131</b>	<b>270</b>	<b>176</b>	<b>176</b>	<b>25</b>	<b>25</b>
DIV. I NON-CONF.	<b>4- 10</b>	<b>260</b>	<b>1- 0</b>	<b>82</b>	<b>155</b>	<b>204</b>	<b>202</b>	<b>26</b>	<b>26</b>
TOTALS	RPI 1-25	RPI 26-50	W-L RECORDS	RPI 51-100	RPI 101-150	RPI 150+			
16- 18	0- 1	0- 2	OVERALL	0- 5	1- 1	15- 9			
10- 3	0- 0	0- 0	HOME	0- 2	1- 0	9- 1			
3- 12	0- 1	0- 1	AWAY	0- 1	0- 1	3- 8			
3- 3	0- 0	0- 1	NEUTRAL	0- 2	0- 0	3- 0			
4- 10	0- 1	0- 2	NON-CONFERENCE	0- 2	1- 1	3- 4			
3- 2	0- 0	0- 0	HOME	0- 1	1- 0	2- 1			
1- 6	0- 1	0- 1	AWAY	0- 0	0- 1	1- 3			
0- 2	0- 0	0- 1	NEUTRAL	0- 1	0- 0	0- 0			
12- 8	0- 0	0- 0	CONFERENCE	0- 3	0- 0	12- 5			
7- 1	0- 0	0- 0	HOME	0- 1	0- 0	7- 0			
2- 6	0- 0	0- 0	AWAY	0- 1	0- 0	2- 5			
3- 1	0- 0	0- 0	NEUTRAL	0- 1	0- 0	3- 0			

RPI 1-25				RPI 26-50				RPI 51-100				RPI 101+ Team's RPI: 176			
RPI	S	Opponent	Score	RPI	S	Opponent	Score	RPI	S	Opponent	Score	RPI	S	Opponent	Score
1	A	Connecticut	25 <b>86</b>	30	A	Vanderbilt	55 <b>80</b>	77	A	Hampton	52 <b>68</b>	137	H	Loyola Maryland	44 36
				49	N	LSU	39 <b>69</b>	77	H	Hampton	54 <b>60</b>	140	A	Navy	45 <b>58</b>
								77	N	Hampton	42 <b>61</b>	157	A	Long Island	59 51
								81	H	St. Francis (PA)	55 <b>67</b>	168	A	Buffalo	63 <b>86</b>
								98	N	Lehigh	29 <b>56</b>	192	A	N.C. A&T	54 <b>58</b>
												192	H	N.C. A&T	69 53
												192	N	N.C. A&T	82 72
												212	A	Jacksonville	52 <b>60</b>
												217	A	Morgan St.	46 <b>56</b>
												217	N	Morgan St.	55 51
												219	H	Fairleigh Dickinson	44 <b>45</b>
												220	A	Florida A&M	75 <b>80</b>
												220	H	Florida A&M	67 58
												222	H	Radford	54 46
												240	A	Coppin St.	39 <b>48</b>
												257	A	Md.-East. Shore	50 <b>53</b>
												257	H	Md.-East. Shore	35 33
												284	H	Delaware St.	51 46
												293	H	South Carolina St.	59 25
												309	A	Bethune-Cookman	56 42
												309	H	Bethune-Cookman	54 39
												312	A	Norfolk St.	66 49
												312	H	Norfolk St.	65 43
												312	N	Norfolk St.	68 56
												323	A	NJIT	57 <b>60</b>
												325	H	N.C. Central	66 33
LAST 12 Division I GAMES:															
				77	N	Hampton	42 <b>61</b>	309	H	Bethune-Cookman	54 39				
				217	N	Morgan St.	55 51	220	H	Florida A&M	67 58				
				192	N	N.C. A&T	82 72	312	A	Norfolk St.	66 49				
				312	N	Norfolk St.	68 56	192	A	N.C. A&T	54 <b>58</b>				
				77	H	Hampton	54 <b>60</b>	293	H	South Carolina St.	59 25				
				257	A	Md.-East. Shore	50 <b>53</b>	325	H	N.C. Central	66 33				

Non-Div I Games:

Howard

■ Loss, 
 ■ Non-Conf, 
 ■ S Site, 
 ■ H Home 
 ■ A Away 
 N Neutral

Average RPI Win: 252		WON-LOST	WINNING	LAST 10	STRENGTH OF		OPP. STRENGTH	TEAM	ADJ.	CONF.	ADJ CONF.
Average RPI Loss: 139		RECORD	PCT. RANK	GAMES	SCHEDULE		OF SCHEDULE	RPI	RPI	RPI	RPI
DIV. I ONLY		19- 10	82	6- 4	291		248	158	161	26	26
DIV. I NON-CONF.		5- 4	135	0- 1	225		78	156	158	28	28
TOTALS		RPI 1-25	RPI 26-50		W-L RECORDS		RPI 51-100	RPI 101-150		RPI 150+	
19- 10	0- 1	0- 1		OVERALL		0- 1	1- 4		18- 3		
9- 4	0- 0	0- 1		HOME		0- 0	0- 2		9- 1		
9- 5	0- 1	0- 0		AWAY		0- 1	1- 1		8- 2		
1- 1	0- 0	0- 0		NEUTRAL		0- 0	0- 1		1- 0		
5- 4	0- 1	0- 1		NON-CONFERENCE		0- 1	0- 0		5- 1		
3- 1	0- 0	0- 1		HOME		0- 0	0- 0		3- 0		
2- 3	0- 1	0- 0		AWAY		0- 1	0- 0		2- 1		
0- 0	0- 0	0- 0		NEUTRAL		0- 0	0- 0		0- 0		
14- 6	0- 0	0- 0		CONFERENCE		0- 0	1- 4		13- 2		
6- 3	0- 0	0- 0		HOME		0- 0	0- 2		6- 1		
7- 2	0- 0	0- 0		AWAY		0- 0	1- 1		6- 1		
1- 1	0- 0	0- 0		NEUTRAL		0- 0	0- 1		1- 0		

RPI 1-25					
RPI	S	Opponent	Score		
16	A	Michigan St.	62	90	
RPI 26-50					
RPI	S	Opponent	Score		
36	H	Louisville	79	100	
RPI 51-100					
RPI	S	Opponent	Score		
77	A	Hampton	77	78	
Team's RPI: 161					
RPI	S	Opponent	Score		
118	A	South Dakota St.	70	67	
118	H	South Dakota St.	47	50	
118	N	South Dakota St.	67	70	
149	A	Oral Roberts	78	91	
149	H	Oral Roberts	74	76	
158	A	Oakland	70	55	
158	H	Oakland	72	60	
180	H	Akron	69	54	
185	H	Detroit	78	66	
225	A	North Dakota St.	68	55	
225	H	North Dakota St.	79	46	
235	A	SIU Edwardsville	61	72	
238	A	Southern Utah	90	68	
238	H	Southern Utah	66	69	
255	A	UMKC	71	80	
255	H	UMKC	60	58	
255	N	UMKC	68	53	
271	A	Longwood	78	62	
274	H	Valparaiso	73	65	
288	A	Youngstown St.	73	61	
299	A	Western Ill.	73	54	
299	H	Western Ill.	86	74	
337	A	IUPUI	84	59	
337	H	IUPUI	72	55	
342	A	Centenary (LA)	94	65	
342	H	Centenary (LA)	89	43	
342	H	Centenary (LA)	89	43	

Non-Div I Games:	Indiana Tech	104	60
------------------	--------------	-----	----

IPFW

■ Loss, ■ Non-Conf, S Site, H Home A Away N Neutral

[illegible]

IUPUI

Page 132

## Idaho

Average RPI Win: 221

Average RPI Loss: 122

WON-LOST

WINNING

LAST 10

RECORD

PCT. RANK

GAMES

## Through Games Of Sunday, March 13, 2011

STRENGTH OF

OPP. STRENGTH

TEAM

ADJ.

CONF.

ADJ CONF.

SCHEDULE

OF SCHEDULE

RPI

RPI

RPI

RPI

DIV. I ONLY	14- 15	175	3- 7	141	181	165	163	13	13
DIV. I NON-CONF.	6- 5	139	0- 0	123	261	134	134	13	13
TOTALS	RPI 1-25	RPI 26-50	W-L RECORDS	RPI 51-100	RPI 101-150	RPI 150+			
14- 15	0- 0	0- 5	OVERALL	1- 4	2- 2	11- 4			
6- 4	0- 0	0- 2	HOME	0- 1	1- 1	5- 0			
5- 10	0- 0	0- 3	AWAY	1- 2	1- 1	3- 4			
3- 1	0- 0	0- 0	NEUTRAL	0- 1	0- 0	3- 0			
6- 5	0- 0	0- 1	NON-CONFERENCE	0- 2	2- 0	4- 2			
2- 0	0- 0	0- 0	HOME	0- 0	1- 0	1- 0			
2- 5	0- 0	0- 1	AWAY	0- 2	1- 0	1- 2			
2- 0	0- 0	0- 0	NEUTRAL	0- 0	0- 0	2- 0			
8- 10	0- 0	0- 4	CONFERENCE	1- 2	0- 2	7- 2			
4- 4	0- 0	0- 2	HOME	0- 1	0- 1	4- 0			
3- 5	0- 0	0- 2	AWAY	1- 0	0- 1	2- 2			
1- 1	0- 0	0- 0	NEUTRAL	0- 1	0- 0	1- 0			

RPI S	Opponent	Score	RPI S	Opponent	Score	RPI S	Opponent	Score	RPI S	Opponent	Score	Team's RPI: 163
27	A Louisiana Tech	55 65	27	H Louisiana Tech	56 63	78	A Wyoming	55 68	122	A UC Santa Barbara	64 63	
42	A Gonzaga	62 93	47	A Fresno St.	51 77	93	A St. Mary's (CA)	71 85	134	H Montana	69 56	
47	H Fresno St.	67 84	47	H Fresno St.	67 84	97	A Nevada	61 56	145	A Utah St.	64 70	
						97	H Nevada	63 69	145	H Utah St.	51 67	
						97	N Nevada	61 75	154	A Oregon	48 74	
									187	A New Mexico St.	73 65	
									187	H New Mexico St.	64 51	
									193	A Portland	71 66	
									197	N Cal St. Bakersfield	69 59	
									236	A Hawaii	60 72	
									236	H Hawaii	72 48	
									258	A Seattle	43 62	
									267	H Eastern Wash.	75 50	
									272	A Boise St.	61 46	
									272	H Boise St.	68 48	
									272	N Boise St.	70 59	
									330	N Sacramento St.	86 66	
									334	A San Jose St.	61 63	
									334	H San Jose St.	62 41	
LAST 12 Division I GAMES:												
97	N Nevada	61 75	97	H Nevada	63 69							
272	N Boise St.	70 59	272	A Boise St.	61 46							
27	A Louisiana Tech	55 65	145	A Utah St.	64 70							
187	A New Mexico St.	73 65	236	A Hawaii	60 72							
47	A Fresno St.	51 77	334	H San Jose St.	62 41							
145	H Utah St.	51 67	187	H New Mexico St.	64 51							

Non-Div I Games: Eastern Ore. 72 55

Idaho

Loss, Non-Conf, S Site, H Home A Away N Neutral

Average RPI Win:	242	WON-LOST	WINNING	LAST 10	STRENGTH OF	OPP. STRENGTH	TEAM	ADJ.	CONF.	ADJ CONF.
Average RPI Loss:	164	RECORD	PCT. RANK	GAMES	SCHEDULE	OF SCHEDULE	RPI	RPI	RPI	RPI
DIV. I ONLY	16- 12	135	5- 5	304	213	202	203	24	24	
DIV. I NON-CONF.	7- 4	94	0- 0	253	192	149	150	20	20	
TOTALS	RPI 1-25	RPI 26-50	W-L RECORDS	RPI 51-100	RPI 101-150	RPI 150+				
16- 12	0- 0	0- 2	OVERALL	0- 0	3- 5	13- 5				
10- 1	0- 0	0- 0	HOME	0- 0	1- 1	9- 0				
5- 10	0- 0	0- 2	AWAY	0- 0	2- 3	3- 5				
1- 1	0- 0	0- 0	NEUTRAL	0- 0	0- 1	1- 0				
7- 4	0- 0	0- 2	NON-CONFERENCE	0- 0	2- 1	5- 1				
3- 0	0- 0	0- 0	HOME	0- 0	0- 0	3- 0				
3- 4	0- 0	0- 2	AWAY	0- 0	2- 1	1- 1				
1- 0	0- 0	0- 0	NEUTRAL	0- 0	0- 0	1- 0				
9- 8	0- 0	0- 0	CONFERENCE	0- 0	1- 4	8- 4				
7- 1	0- 0	0- 0	HOME	0- 0	1- 1	6- 0				
2- 6	0- 0	0- 0	AWAY	0- 0	0- 2	2- 4				
0- 1	0- 0	0- 0	NEUTRAL	0- 0	0- 1	0- 0				

RPI 1-25			RPI 26-50			RPI 51-100			RPI 101+ Team's RPI: 203		
RPI	S	Opponent	Score	RPI	S	Opponent	Score	RPI	S	Opponent	Score
				28	A	Texas Tech	52 64	123	A	Utah	71 68
				38	A	Texas	68 82	132	A	Portland St.	79 89
								132	H	Portland St.	63 58
								134	A	Montana	54 61
								134	H	Montana	60 63
								134	N	Montana	53 66
								144	A	UTEP	66 77
								145	A	Utah St.	64 52
								152	A	Montana St.	63 83
								152	H	Montana St.	74 65
								184	N	High Point	62 55
								214	A	Northern Colo.	49 73
								214	H	Northern Colo.	69 61
								223	H	Loyola Marymount	63 55
								262	A	Northern Ariz.	55 59
								262	H	Northern Ariz.	64 54
								267	A	Eastern Wash.	76 73
								267	H	Eastern Wash.	75 69
								272	A	Boise St.	48 73
								275	H	Air Force	68 58
								314	H	Utah Valley	68 56
								318	A	Weber St.	61 66
								318	H	Weber St.	71 51
								330	A	Sacramento St.	76 51
								330	H	Sacramento St.	65 63
								336	A	Texas St.	69 52
LAST 12 Division I GAMES:											
				134	N	Montana	53 66	152	H	Montana St.	74 65
				214	H	Northern Colo.	69 61	262	A	Northern Ariz.	55 59
				318	H	Weber St.	71 51	132	H	Portland St.	63 58
				214	A	Northern Colo.	49 73	267	A	Eastern Wash.	76 73
				318	A	Weber St.	61 66	267	H	Eastern Wash.	75 69
				134	H	Montana	60 63	330	H	Sacramento St.	65 63

Non-Div I Games: Montana Tech 84 51 Great Falls 98 50

Idaho St.

Loss, Non-Conf, S Site, H Home A Away N Neutral

Average RPI Win:	189	WON-LOST	WINNING	LAST 10	STRENGTH OF	OPP. STRENGTH	TEAM	ADJ.	CONF.	ADJ CONF.
Average RPI Loss:	143	RECORD	PCT. RANK	GAMES	SCHEDULE	OF SCHEDULE	RPI	RPI	RPI	RPI
DIV. I ONLY	14- 16	186	4- 6	132	160	166	164	14	14	
DIV. I NON-CONF.	5- 6	192	0- 0	96	116	140	140	15	15	
TOTALS	RPI 1-25	RPI 26-50	W-L RECORDS	RPI 51-100	RPI 101-150	RPI 150+				
14- 16	0- 3	1- 0	OVERALL	1- 2	0- 2	12- 9				
9- 5	0- 2	0- 0	HOME	1- 0	0- 1	8- 2				
5- 10	0- 1	1- 0	AWAY	0- 2	0- 1	4- 6				
0- 1	0- 0	0- 0	NEUTRAL	0- 0	0- 0	0- 1				
5- 6	0- 1	1- 0	NON-CONFERENCE	1- 2	0- 0	3- 3				
3- 2	0- 1	0- 0	HOME	1- 0	0- 0	2- 1				
2- 3	0- 0	1- 0	AWAY	0- 2	0- 0	1- 1				
0- 1	0- 0	0- 0	NEUTRAL	0- 0	0- 0	0- 1				
9- 10	0- 2	0- 0	CONFERENCE	0- 0	0- 2	9- 6				
6- 3	0- 1	0- 0	HOME	0- 0	0- 1	6- 1				
3- 7	0- 1	0- 0	AWAY	0- 0	0- 1	3- 5				
0- 0	0- 0	0- 0	NEUTRAL	0- 0	0- 0	0- 0				

RPI 1-25				RPI 26-50				RPI 51-100				RPI 101+ Team's RPI: 164			
RPI	S	Opponent	Score	RPI	S	Opponent	Score	RPI	S	Opponent	Score	RPI	S	Opponent	Score
11	H	DePaul	66 87	46	A	Dayton	66 65	61	H	BYU	59 56	126	A	Butler	57 78
22	A	Green Bay	51 60					85	A	Illinois St.	86 94	126	H	Butler	61 66
22	H	Green Bay	50 81					94	A	Eastern Mich.	54 74	153	A	Cleveland St.	68 79
												153	A	Cleveland St.	58 61
												153	H	Cleveland St.	65 59
												158	H	Oakland	58 69
												160	A	Wright St.	84 69
												160	H	Wright St.	77 60
												167	N	Illinois	56 65
												169	H	Bradley	74 65
												172	A	Milwaukee	78 85
												172	H	Milwaukee	77 65
												174	H	Northern Ill.	50 45
												185	A	Detroit	66 58
												185	H	Detroit	53 40
												204	A	Eastern Ill.	62 63
												250	A	Loyola (IL)	58 69
												250	H	Loyola (IL)	47 62
												274	A	Valparaiso	69 64
												274	H	Valparaiso	63 42
												288	A	Youngstown St.	58 72
												288	H	Youngstown St.	74 61
												338	A	Niagara	73 57
LAST 12 Division I GAMES:															
153	A	Cleveland St.	58 61	126	A	Butler	57 78								
153	A	Cleveland St.	68 79	172	H	Milwaukee	77 65								
288	A	Youngstown St.	58 72	22	H	Green Bay	50 81								
160	H	Wright St.	77 60	250	H	Loyola (IL)	47 62								
185	H	Detroit	53 40	185	A	Detroit	66 58								
274	A	Valparaiso	69 64	160	A	Wright St.	84 69								

Non-Div I Games:

Ill.-Chicago

■ Loss, 
■ Non-Conf, S Site, 
■ Home 
■ Away 
N Neutral

THROUGH GAMES OF SUNDAY, MARCH 15, 1914										
Average RPI Win:	148	WON-LOST	WINNING	LAST 10	STRENGTH OF	OPP. STRENGTH	TEAM	ADJ.	CONF.	ADJ CONF.
Average RPI Loss:	58	RECORD	PCT. RANK	GAMES	SCHEDULE	OF SCHEDULE	RPI	RPI	RPI	RPI
DIV. I ONLY	9- 23	287	2- 8	44	34	170	167	5	5	
DIV. I NON-CONF.	5- 8	217	0- 0	110	58	168	165	3	3	
-----										
TOTALS	RPI 1-25	RPI 26-50		W-L RECORDS		RPI 51-100	RPI 101-150	RPI 150+		
9- 23	0- 7	0- 4		OVERALL		2- 9	2- 1	5- 2		
2- 10	0- 3	0- 1		HOME		0- 5	1- 0	1- 1		
3- 10	0- 3	0- 2		AWAY		0- 4	1- 0	2- 1		
4- 3	0- 1	0- 1		NEUTRAL		2- 0	0- 1	2- 0		
5- 8	0- 2	0- 0		NON-CONFERENCE		0- 4	1- 1	4- 1		
1- 3	0- 0	0- 0		HOME		0- 3	0- 0	1- 0		
2- 3	0- 1	0- 0		AWAY		0- 1	1- 0	1- 1		
2- 2	0- 1	0- 0		NEUTRAL		0- 0	0- 1	2- 0		
4- 15	0- 5	0- 4		CONFERENCE		2- 5	1- 0	1- 1		
1- 7	0- 3	0- 1		HOME		0- 2	1- 0	0- 1		
1- 7	0- 2	0- 2		AWAY		0- 3	0- 0	1- 0		
2- 1	0- 0	0- 1		NEUTRAL		2- 0	0- 0	0- 0		

RPI 1-25				RPI 26-50				RPI 51-100				RPI 101+				Team's RPI: 167
RPI	S	Opponent	Score	RPI	S	Opponent	Score	RPI	S	Opponent	Score	RPI	S	Opponent	Score	
7	H	Ohio St.	62 71	29	A	Penn St.	62 83	53	A	Michigan	59 69	110	A	Colorado	63 59	
16	A	Michigan St.	57 70	29	H	Penn St.	65 67	53	H	Michigan	55 58	120	H	Minnesota	64 50	
16	H	Michigan St.	56 69	29	N	Penn St.	64 79	53	N	Michigan	55 47	143	N	Mississippi	61 70	
17	A	Iowa	64 83	48	A	Purdue	63 92	55	A	South Carolina	48 61	158	A	Oakland	61 62	
17	H	Iowa	69 80					58	A	Northwestern	79 80	164	N	Ill.-Chicago	65 56	
21	N	North Carolina	58 87					58	H	Northwestern	66 69	169	A	Bradley	73 51	
24	A	Marquette	56 73					75	A	Wisconsin	47 60	170	H	Cal Poly	104 63	
								75	N	Wisconsin	63 56	171	A	Indiana	74 67	
								83	H	California	61 65	171	H	Indiana	52 59	
								85	H	Illinois St.	62 69	300	N	Long Beach St.	69 48	
								99	H	North Carolina St.	57 73					
LAST 12 Division I GAMES:																
				29	N	Penn St.	64 79	48	A	Purdue	63 92					
				53	N	Michigan	55 47	171	H	Indiana	52 59					
				75	N	Wisconsin	63 56	53	A	Michigan	59 69					
				53	H	Michigan	55 58	58	A	Northwestern	79 80					
				17	A	Iowa	64 83	17	H	Iowa	69 80					
				16	H	Michigan St.	56 69	29	H	Penn St.	65 67					

Non-Div I Games:

Illinois



Average RPI Win:	176	WON-LOST	WINNING	LAST 10	STRENGTH OF	OPP. STRENGTH	TEAM	ADJ.	CONF.	ADJ CONF.
Average RPI Loss:	89	RECORD	PCT. RANK	GAMES	SCHEDULE	OF SCHEDULE	RPI	RPI	RPI	RPI
DIV. I ONLY	20- 10	69	6- 4	143	89	85	85	8	8	
DIV. I NON-CONF.	8- 3	57	0- 0	164	127	82	84	8	8	
TOTALS	RPI 1-25	RPI 26-50	W-L RECORDS	RPI 51-100	RPI 101-150	RPI 150+				
20- 10	0- 1	1- 1	OVERALL	2- 3	3- 5	14- 0				
14- 0	0- 0	1- 0	HOME	2- 0	3- 0	8- 0				
5- 8	0- 1	0- 1	AWAY	0- 2	0- 4	5- 0				
1- 2	0- 0	0- 0	NEUTRAL	0- 1	0- 1	1- 0				
8- 3	0- 1	0- 0	NON-CONFERENCE	0- 1	0- 1	8- 0				
5- 0	0- 0	0- 0	HOME	0- 0	0- 0	5- 0				
2- 2	0- 1	0- 0	AWAY	0- 0	0- 1	2- 0				
1- 1	0- 0	0- 0	NEUTRAL	0- 1	0- 0	1- 0				
12- 7	0- 0	1- 1	CONFERENCE	2- 2	3- 4	6- 0				
9- 0	0- 0	1- 0	HOME	2- 0	3- 0	3- 0				
3- 6	0- 0	0- 1	AWAY	0- 2	0- 3	3- 0				
0- 1	0- 0	0- 0	NEUTRAL	0- 0	0- 1	0- 0				

RPI S	Opponent	Score	RPI S	Opponent	Score	RPI S	Opponent	Score	RPI S	Opponent	Score
11	A DePaul	83 100	34	A UNI	54 72	51	A Missouri St.	61 76	118	A South Dakota St.	70 73
			34	H UNI	69 60	51	H Missouri St.	78 59	119	A Wichita St.	56 59
						76	A Creighton	44 71	119	H Wichita St.	69 60
						76	H Creighton	70 57	129	A Indiana St.	55 74
						97	N Nevada	78 87	129	H Indiana St.	75 52
									129	N Indiana St.	51 80
									130	A Drake	58 67
									130	H Drake	60 45
									164	H Ill.-Chicago	94 86
									167	A Illinois	69 62
									169	A Bradley	71 63
									169	H Bradley	83 69
									172	H Milwaukee	76 69
									174	A Northern Ill.	73 51
									177	N UAB	63 55
									204	H Eastern Ill.	84 53
									235	H SIU Edwardsville	68 57
									237	A Evansville	61 50
									237	H Evansville	49 39
									244	H Ball St.	77 51
									320	A Southern Ill.	82 44
									320	H Southern Ill.	87 62
LAST 12 Division I GAMES:											
129	N	Indiana St.	51	80	130	A	Drake	58	67		
34	A	UNI	54	72	51	H	Missouri St.	78	59		
169	A	Bradley	71	63	119	H	Wichita St.	69	60		
320	H	Southern Ill.	87	62	129	H	Indiana St.	75	52		
237	H	Evansville	49	39	237	A	Evansville	61	50		
76	A	Creighton	44	71	320	A	Southern Ill.	82	44		

Non-Div I Games:

Illinois St.

Loss, Non-Conf, S Site, H Home A Away N Neutral

## Indiana

Through Games Of Sunday, March 13, 2011

Average RPI Win:	132	WON-LOST	WINNING	LAST 10	STRENGTH OF	OPP. STRENGTH	TEAM	ADJ.	CONF.	ADJ CONF.
Average RPI Loss:	76	RECORD	PCT. RANK	GAMES	SCHEDULE	OF SCHEDULE	RPI	RPI	RPI	RPI
DIV. I ONLY	9- 20	265	1- 9	67	45	173	171	5	5	
DIV. I NON-CONF.	6- 6	165	0- 0	108	92	129	131	3	3	
TOTALS	RPI 1-25	RPI 26-50	W-L RECORDS	RPI 51-100	RPI 101-150	RPI 150+				
9- 20	0- 4	0- 6	OVERALL	3- 5	3- 2	3- 3				
4- 10	0- 2	0- 2	HOME	3- 1	0- 2	1- 3				
5- 9	0- 2	0- 3	AWAY	0- 4	3- 0	2- 0				
0- 1	0- 0	0- 1	NEUTRAL	0- 0	0- 0	0- 0				
6- 6	0- 0	0- 1	NON-CONFERENCE	2- 2	2- 1	2- 2				
3- 3	0- 0	0- 0	HOME	2- 0	0- 1	1- 2				
3- 3	0- 0	0- 1	AWAY	0- 2	2- 0	1- 0				
0- 0	0- 0	0- 0	NEUTRAL	0- 0	0- 0	0- 0				
3- 14	0- 4	0- 5	CONFERENCE	1- 3	1- 1	1- 1				
1- 7	0- 2	0- 2	HOME	1- 1	0- 1	0- 1				
2- 6	0- 2	0- 2	AWAY	0- 2	1- 0	1- 0				
0- 1	0- 0	0- 1	NEUTRAL	0- 0	0- 0	0- 0				

RPI	S	Opponent	Score	RPI	S	Opponent	Score	RPI	S	Opponent	Score	RPI	S	Opponent	Score	Team's RPI: 171
7	A	Ohio St.	65 <b>83</b>	29	A	Penn St.	69 <b>82</b>	53	A	Michigan	76 <b>88</b>	104	H	Memphis	71 <b>80</b>	
16	H	Michigan St.	55 <b>69</b>	29	H	Penn St.	77 <b>80</b>	58	H	Northwestern	71 69	120	A	Minnesota	80 79	
17	A	Iowa	51 <b>71</b>	35	A	Georgia	51 <b>84</b>	60	A	Toledo	52 <b>56</b>	120	H	Minnesota	59 <b>65</b>	
17	H	Iowa	79 <b>93</b>	48	A	Purdue	57 <b>71</b>	73	H	St. Bonaventure	50 44	135	A	FIU	64 60	
				48	H	Purdue	50 <b>55</b>	75	A	Wisconsin	57 <b>65</b>	139	A	Clemson	65 51	
				48	N	Purdue	62 <b>66</b>	75	H	Wisconsin	49 <b>75</b>	153	H	Cleveland St.	66 56	
								91	A	Fla. Gulf Coast	69 <b>73</b>	167	A	Illinois	59 52	
								100	H	Nebraska	67 61	167	H	Illinois	67 <b>74</b>	
												208	H	Miami (OH)	61 <b>67</b>	
												244	A	Ball St.	81 66	
												268	H	St. Louis	58 <b>69</b>	
LAST 12 Division I GAMES:																
48	N	Purdue	62 <b>66</b>	75	H	Wisconsin	49 <b>75</b>									
17	H	Iowa	79 <b>93</b>	120	H	Minnesota	59 <b>65</b>									
75	A	Wisconsin	57 <b>65</b>	48	A	Purdue	57 <b>71</b>									
53	A	Michigan	76 <b>88</b>	29	A	Penn St.	69 <b>82</b>									
29	H	Penn St.	77 <b>80</b>	16	H	Michigan St.	55 <b>69</b>									
167	A	Illinois	59 52	17	A	Iowa	51 <b>71</b>									

Non-Div I Games:

Indiana

■ Loss, 
 ■ Non-Conf, 
 ■ S Site, 
 ■ H Home 
 ■ A Away 
 N Neutral

Average RPI Win:	204	WON-LOST	WINNING	LAST 10	STRENGTH OF	OPP. STRENGTH	TEAM	ADJ.	CONF.	ADJ CONF.
Average RPI Loss:	85	RECORD	PCT. RANK	GAMES	SCHEDULE	OF SCHEDULE	RPI	RPI	RPI	RPI
DIV. I ONLY	16- 16	165	5- 5	106	114	129	129	8	8	
DIV. I NON-CONF.	6- 5	139	0- 0	78	238	110	109	8	8	
TOTALS	RPI 1-25	RPI 26-50	W-L RECORDS	RPI 51-100	RPI 101-150	RPI 150+				
16- 16	0- 0	0- 3	OVERALL	2- 7	3- 5	11- 1				
11- 4	0- 0	0- 1	HOME	1- 3	3- 0	7- 0				
2- 11	0- 0	0- 2	AWAY	0- 3	0- 5	2- 1				
3- 1	0- 0	0- 0	NEUTRAL	1- 1	0- 0	2- 0				
6- 5	0- 0	0- 1	NON-CONFERENCE	0- 1	1- 3	5- 0				
5- 1	0- 0	0- 0	HOME	0- 1	1- 0	4- 0				
0- 4	0- 0	0- 1	AWAY	0- 0	0- 3	0- 0				
1- 0	0- 0	0- 0	NEUTRAL	0- 0	0- 0	1- 0				
10- 11	0- 0	0- 2	CONFERENCE	2- 6	2- 2	6- 1				
6- 3	0- 0	0- 1	HOME	1- 2	2- 0	3- 0				
2- 7	0- 0	0- 1	AWAY	0- 3	0- 2	2- 1				
2- 1	0- 0	0- 0	NEUTRAL	1- 1	0- 0	1- 0				

RPI S	Opponent	Score	RPI S	Opponent	Score	RPI S	Opponent	Score	RPI S	Opponent	Score	Team's RPI: 129
34	A UNI	46 73	34	H UNI	46 71	51	A Missouri St.	54 65	119	A Wichita St.	56 73	
39	A Kansas St.	48 64				51	H Missouri St.	50 63	119	H Wichita St.	65 57	
						51	N Missouri St.	79 84	125	A UT Martin	66 68	
						53	H Michigan	58 63	125	H UT Martin	70 62	
						76	A Creighton	62 71	126	A Butler	72 81	
						76	H Creighton	53 62	130	A Drake	67 72	
						85	A Illinois St.	52 75	130	H Drake	77 74	
						85	H Illinois St.	74 55	135	A FIU	47 68	
						85	N Illinois St.	80 51	169	A Bradley	69 77	
									169	H Bradley	84 68	
									195	H S.C. Upstate	92 64	
									204	H Eastern Ill.	59 50	
									229	H Furman	59 36	
									235	H SIU Edwardsville	86 68	
									237	A Evansville	75 67	
									237	H Evansville	64 50	
									256	N Western Mich.	71 66	
									320	A Southern Ill.	48 42	
									320	H Southern Ill.	93 57	
									320	N Southern Ill.	83 68	
LAST 12 Division I GAMES:												
51	N Missouri St.	79 84	320	H Southern Ill.	93 57							
85	N Illinois St.	80 51	130	A Drake	67 72							
320	N Southern Ill.	83 68	76	A Creighton	62 71							
169	A Bradley	69 77	119	H Wichita St.	65 57							
34	A UNI	46 73	51	H Missouri St.	50 63							
237	H Evansville	64 50	85	A Illinois St.	52 75							

Non-Div I Games:

Indiana St.

■ Loss, 
 ■ Non-Conf, 
 ■ S Site, 
 ■ Home 
 ■ A Away 
 N Neutral

Average RPI Win:	284	WON-LOST	WINNING	LAST 10	STRENGTH OF	OPP. STRENGTH	TEAM	ADJ.	CONF.	ADJ CONF.
Average RPI Loss:	140	RECORD	PCT. RANK	GAMES	SCHEDULE	OF SCHEDULE	RPI	RPI	RPI	RPI
DIV. I ONLY	11- 20	253	3- 7	165	252	240	241	23	23	
DIV. I NON-CONF.	4- 8	234	0- 0	63	176	176	172	23	23	
TOTALS	RPI 1-25	RPI 26-50	W-L RECORDS	RPI 51-100	RPI 101-150	RPI 150+				
11- 20	0- 2	0- 2	OVERALL	0- 5	0- 2	11- 9				
6- 6	0- 0	0- 1	HOME	0- 1	0- 1	6- 3				
5- 11	0- 2	0- 1	AWAY	0- 2	0- 1	5- 5				
0- 3	0- 0	0- 0	NEUTRAL	0- 2	0- 0	0- 1				
4- 8	0- 2	0- 0	NON-CONFERENCE	0- 5	0- 0	4- 1				
2- 1	0- 0	0- 0	HOME	0- 1	0- 0	2- 0				
2- 5	0- 2	0- 0	AWAY	0- 2	0- 0	2- 1				
0- 2	0- 0	0- 0	NEUTRAL	0- 2	0- 0	0- 0				
7- 12	0- 0	0- 2	CONFERENCE	0- 0	0- 2	7- 8				
4- 5	0- 0	0- 1	HOME	0- 0	0- 1	4- 3				
3- 6	0- 0	0- 1	AWAY	0- 0	0- 1	3- 4				
0- 1	0- 0	0- 0	NEUTRAL	0- 0	0- 0	0- 1				

RPI 1-25			RPI 26-50			RPI 51-100			RPI 101+			Team's RPI: 241
RPI	S	Opponent	Score	RPI	S	Opponent	Score	RPI	S	Opponent	Score	
16	A	Michigan St.	51 85	50	A	Marist	43 73	56	A	Charlotte	40 72	137 A Loyola Maryland 46 57
24	A	Marquette	50 64	50	H	Marist	45 56	59	N	UCF	48 59	137 H Loyola Maryland 80 83
								60	H	Toledo	60 68	173 A Manhattan 47 63
								64	A	Arizona	32 79	173 H Manhattan 51 57
								81	N	St. Francis (PA)	69 77	173 N Manhattan 47 59
												213 A Siena 55 50
												213 H Siena 55 60
												221 H Fordham 47 44
												231 A Fairfield 48 64
												231 H Fairfield 63 67
												262 A Northern Ariz. 57 74
												263 A Canisius 66 56
												263 H Canisius 73 58
												265 A Bucknell 67 54
												285 H Brown 73 67
												291 A St. Peter's 47 56
												291 H St. Peter's 65 55
												316 A Rider 87 93
												316 H Rider 92 61
												328 A Stony Brook 71 67
												338 A Niagara 69 38
												338 H Niagara 71 56
LAST 12 Division I GAMES:												
173	N	Manhattan	47 59	50	H	Marist	45 56					
173	H	Manhattan	51 57	316	A	Rider	87 93					
137	H	Loyola Maryland	80 83	231	H	Fairfield	63 67					
338	A	Niagara	69 38	291	H	St. Peter's	65 55					
263	A	Canisius	66 56	213	A	Siena	55 50					
173	A	Manhattan	47 63	263	H	Canisius	73 58					

Non-Div I Games:

Iona

Average RPI Win: 112		WON-LOST	WINNING	LAST 10	STRENGTH OF		OPP. STRENGTH	TEAM	ADJ.	CONF.	ADJ CONF.
Average RPI Loss: 26		RECORD	PCT. RANK	GAMES	SCHEDULE		OF SCHEDULE	RPI	RPI	RPI	RPI
DIV. I ONLY		22- 8	41	7- 3	24		23	17	17	5	5
DIV. I NON-CONF.		12- 1	12	0- 0	16		62	6	6	3	3
<hr/>											
TOTALS	RPI 1-25	RPI 26-50		W-L RECORDS		RPI 51-100		RPI 101-150		RPI 150+	
22- 8	3- 4	3- 3		OVERALL		3- 1		5- 0		8- 0	
12- 2	2- 0	3- 1		HOME		2- 1		1- 0		4- 0	
6- 5	0- 3	0- 2		AWAY		1- 0		3- 0		2- 0	
4- 1	1- 1	0- 0		NEUTRAL		0- 0		1- 0		2- 0	
12- 1	1- 1	3- 0		NON-CONFERENCE		1- 0		3- 0		4- 0	
6- 0	0- 0	3- 0		HOME		1- 0		0- 0		2- 0	
2- 1	0- 1	0- 0		AWAY		0- 0		2- 0		0- 0	
4- 0	1- 0	0- 0		NEUTRAL		0- 0		1- 0		2- 0	
10- 7	2- 3	0- 3		CONFERENCE		2- 1		2- 0		4- 0	
6- 2	2- 0	0- 1		HOME		1- 1		1- 0		2- 0	
4- 4	0- 2	0- 2		AWAY		1- 0		1- 0		2- 0	
0- 1	0- 1	0- 0		NEUTRAL		0- 0		0- 0		0- 0	

RPI S	Opponent	Score	RPI S	Opponent	Score	RPI S	Opponent	Score	RPI S	Opponent	Score
7	A Ohio St.	67 81	29	A Penn St.	59 68	53	H Michigan	53 60	118	A South Dakota St.	65 54
7	H Ohio St.	89 76	29	H Penn St.	75 82	58	A Northwestern	86 75	120	A Minnesota	63 57
7	N Ohio St.	61 71	33	H Iowa St.	62 40	75	H Wisconsin	59 44	120	H Minnesota	64 62
16	A Michigan St.	60 63	34	H UNI	75 64	87	H Central Mich.	90 79	130	A Drake	75 71
16	H Michigan St.	66 64	39	H Kansas St.	68 62				138	N Virginia Tech	72 43
21	A North Carolina	67 79	48	A Purdue	41 60				167	A Illinois	80 69
25	N James Madison	67 61							167	H Illinois	83 64
									169	H Bradley	91 53
									171	A Indiana	93 79
									171	H Indiana	71 51
									179	N Arkansas St.	50 47
									190	N Southern U.	76 52
									246	H Northeastern	87 59
LAST 12 Division I GAMES:											
7	N Ohio St.	61 71	29	H Penn St.	75 82						
171	A Indiana	93 79	48	A Purdue	41 60						
167	H Illinois	83 64	167	A Illinois	80 69						
75	H Wisconsin	59 44	16	H Michigan St.	66 64						
58	A Northwestern	86 75	7	A Ohio St.	67 81						
120	H Minnesota	64 62	171	H Indiana	71 51						

Non-Div I Games:

Iowa

Average RPI Win: 128	WON-LOST	WINNING	LAST 10	STRENGTH OF	OPP. STRENGTH	TEAM	ADJ.	CONF.	ADJ CONF.
Average RPI Loss: 41	RECORD	PCT. RANK	GAMES	SCHEDULE	OF SCHEDULE	RPI	RPI	RPI	RPI
DIV. I ONLY	22- 10	56	6- 4	38	38	34	33	1	1
DIV. I NON-CONF.	12- 2	24	0- 0	86	136	24	24	1	1
TOTALS	RPI 1-25	RPI 26-50	W-L RECORDS	RPI 51-100	RPI 101-150	RPI 150+			
22- 10	0- 4	4- 3	OVERALL	9- 2	3- 1	6- 0			
16- 1	0- 1	2- 0	HOME	5- 0	3- 0	6- 0			
3- 7	0- 3	2- 1	AWAY	1- 2	0- 1	0- 0			
3- 2	0- 0	0- 2	NEUTRAL	3- 0	0- 0	0- 0			
12- 2	0- 1	1- 1	NON-CONFERENCE	3- 0	2- 0	6- 0			
9- 0	0- 0	0- 0	HOME	1- 0	2- 0	6- 0			
1- 1	0- 1	1- 0	AWAY	0- 0	0- 0	0- 0			
2- 1	0- 0	0- 1	NEUTRAL	2- 0	0- 0	0- 0			
10- 8	0- 3	3- 2	CONFERENCE	6- 2	1- 1	0- 0			
7- 1	0- 1	2- 0	HOME	4- 0	1- 0	0- 0			
2- 6	0- 2	1- 1	AWAY	1- 2	0- 1	0- 0			
1- 1	0- 0	0- 1	NEUTRAL	1- 0	0- 0	0- 0			

RPI	S	Opponent	Score	RPI	S	Opponent	Score	Team's RPI: 33	RPI	S	Opponent	Score	RPI	S	Opponent	Score
4	A	Baylor	58 70	28	A	Texas Tech	50 61		53	H	Michigan	60 47	110	A	Colorado	60 66
6	H	Texas A&M	51 60	31	N	West Virginia	53 64		62	N	Virginia	66 48	110	H	Colorado	71 45
17	A	Iowa	40 62	34	A	UNI	69 59		66	N	TCU	64 59	130	H	Drake	64 46
20	A	Oklahoma	62 65	38	H	Texas	66 57		71	A	Kansas	85 86	150	H	Prairie View	58 50
				39	A	Kansas St.	58 51		71	H	Kansas	72 36	196	H	Chicago St.	62 48
				39	H	Kansas St.	61 53		79	A	Missouri	48 49	220	H	Florida A&M	85 60
				39	N	Kansas St.	53 56		79	H	Missouri	71 56	225	H	North Dakota St.	80 51
									89	H	Oklahoma St.	79 59	299	H	Western Ill.	58 32
									100	A	Nebraska	85 66	303	H	Columbia	73 27
									100	H	Nebraska	64 43	315	H	Cal St. Northridge	93 47
									100	N	Nebraska	69 61				
LAST 12 Division I GAMES:																
				39	N	Kansas St.	53 56		110	H	Colorado	71 45				
				100	N	Nebraska	69 61		28	A	Texas Tech	50 61				
				79	A	Missouri	48 49		39	H	Kansas St.	61 53				
				71	H	Kansas	72 36		71	A	Kansas	85 86				
				39	A	Kansas St.	58 51		20	A	Oklahoma	62 65				
				38	H	Texas	66 57		89	H	Oklahoma St.	79 59				

Non-Div I Games:

Iowa St.

Average RPI Win: 299		WON-LOST	WINNING	LAST 10	STRENGTH OF	OPP. STRENGTH	TEAM	ADJ.	CONF.	ADJ CONF.
Average RPI Loss: 232		RECORD	PCT. RANK	GAMES	SCHEDULE	OF SCHEDULE	RPI	RPI	RPI	RPI
DIV. I ONLY		9- 19	262	4- 6	342	342	327	327	33	33
DIV. I NON-CONF.		1- 8	320	0- 0	333	305	342	342	33	33
TOTALS		RPI 1-25	RPI 26-50	W-L RECORDS	RPI 51-100	RPI 101-150	RPI 150+			
9- 19	0- 0		0- 0	OVERALL	0- 0	1- 4	8- 15			
5- 6	0- 0		0- 0	HOME	0- 0	1- 0	4- 6			
4- 11	0- 0		0- 0	AWAY	0- 0	0- 3	4- 8			
0- 2	0- 0		0- 0	NEUTRAL	0- 0	0- 1	0- 1			
1- 8	0- 0		0- 0	NON-CONFERENCE	0- 0	0- 2	1- 6			
0- 2	0- 0		0- 0	HOME	0- 0	0- 0	0- 2			
1- 5	0- 0		0- 0	AWAY	0- 0	0- 2	1- 3			
0- 1	0- 0		0- 0	NEUTRAL	0- 0	0- 0	0- 1			
8- 11	0- 0		0- 0	CONFERENCE	0- 0	1- 2	7- 9			
5- 4	0- 0		0- 0	HOME	0- 0	1- 0	4- 4			
3- 6	0- 0		0- 0	AWAY	0- 0	0- 1	3- 5			
0- 1	0- 0		0- 0	NEUTRAL	0- 0	0- 1	0- 0			

[illegible]

Non-Div I Games:

Jackson St.

Loss, Non-Conf, S Site, H Home A Away N Neutral

RPI	S	Opponent	Score	
340	A	Texas Southern	48	44
340	H	Texas Southern	56	49

J  
a  
c  
k  
s  
o  
n  
S  
t  
.

J  
a  
c  
k  
s  
o  
n  
S  
t  
.

Jackson St.



Jacksonville

Through Games Of Sunday, March 13, 2011

Average RPI Win: <b>224</b>	WON-LOST	WINNING	LAST 10	STRENGTH OF	OPP. STRENGTH	TEAM	ADJ.	CONF.	ADJ CONF.
Average RPI Loss: <b>177</b>	RECORD	PCT. RANK	GAMES	SCHEDULE	OF SCHEDULE	RPI	RPI	RPI	RPI
DIV. I ONLY	15- 17	183	4- 6	208	253	213	212	21	21
DIV. I NON-CONF.	5- 4	135	0- 0	146	152	131	128	24	24
TOTALS	RPI 1-25	RPI 26-50	W-L RECORDS	RPI 51-100	RPI 101-150	RPI 150+			
15- 17	0- 0	0- 0	OVERALL	1- 3	2- 4	12- 10			
10- 6	0- 0	0- 0	HOME	0- 1	1- 2	9- 3			
3- 10	0- 0	0- 0	AWAY	1- 2	0- 2	2- 6			
2- 1	0- 0	0- 0	NEUTRAL	0- 0	1- 0	1- 1			
5- 4	0- 0	0- 0	NON-CONFERENCE	1- 1	1- 2	3- 1			
4- 2	0- 0	0- 0	HOME	0- 0	1- 1	3- 1			
1- 2	0- 0	0- 0	AWAY	1- 1	0- 1	0- 0			
0- 0	0- 0	0- 0	NEUTRAL	0- 0	0- 0	0- 0			
10- 13	0- 0	0- 0	CONFERENCE	0- 2	1- 2	9- 9			
6- 4	0- 0	0- 0	HOME	0- 1	0- 1	6- 2			
2- 8	0- 0	0- 0	AWAY	0- 1	0- 1	2- 6			
2- 1	0- 0	0- 0	NEUTRAL	0- 0	1- 0	1- 1			

RPI S	Opponent	Score	RPI S	Opponent	Score	RPI S	Opponent	Score	RPI S	Opponent	Score	Team's RPI: 212
						59	A UCF	59 92	102	A East Tenn. St.	65 75	
						77	A Hampton	49 42	102	H East Tenn. St.	62 69	
						91	A Fla. Gulf Coast	59 64	102	N East Tenn. St.	61 59	
						91	H Fla. Gulf Coast	47 98	113	H Wake Forest	72 66	
									133	A South Fla.	77 82	
									135	H FIU	59 66	
									157	H Long Island	59 69	
									176	H Howard	60 52	
									191	A Stetson	51 69	
									191	H Stetson	76 61	
									191	N Stetson	50 69	
									195	A S.C. Upstate	68 72	
									195	H S.C. Upstate	87 75	
									243	A North Florida	44 58	
									243	H North Florida	49 55	
									243	N North Florida	56 52	
									245	H Ga. Southern	72 56	
									249	A Belmont	70 60	
									249	H Belmont	68 57	
									260	A Campbell	65 77	
									260	H Campbell	63 65	
									270	A Kennesaw St.	69 71	
									270	H Kennesaw St.	65 60	
									281	A Lipscomb	69 74	
									281	H Lipscomb	74 59	
									306	H Fla. Atlantic	78 66	
LAST 12 Division I GAMES:												
			191	N Stetson	50 69	270	H Kennesaw St.	65 60				
			102	N East Tenn. St.	61 59	102	A East Tenn. St.	65 75				
			243	N North Florida	56 52	195	A S.C. Upstate	68 72				
			191	A Stetson	51 69	243	H North Florida	49 55				
			91	A Fla. Gulf Coast	59 64	281	H Lipscomb	74 59				
			332	H Mercer	64 61	249	H Belmont	68 57				

Non-Div I Games:

Jacksonville

Loss, Non-Conf, S Site, H Home A Away N Neutral

RPI	S	Opponent	Score
332	A	Mercer	80 78
332	H	Mercer	64 61

Jacksonville

Average RPI Win:	293	WON-LOST	WINNING	LAST 10	STRENGTH OF	OPP. STRENGTH	TEAM	ADJ.	CONF.	ADJ CONF.
Average RPI Loss:	182	RECORD	PCT. RANK	GAMES	SCHEDULE	OF SCHEDULE	RPI	RPI	RPI	RPI
DIV. I ONLY	9- 21	269	2- 8	259	313	292	295	27	27	
DIV. I NON-CONF.	2- 8	302	0- 0	209	167	291	290	30	30	
TOTALS	RPI 1-25	RPI 26-50	W-L RECORDS	RPI 51-100	RPI 101-150	RPI 150+				
9- 21	0- 2	0- 0	OVERALL	0- 2	0- 4	9- 13				
3- 8	0- 0	0- 0	HOME	0- 1	0- 2	3- 5				
5- 12	0- 2	0- 0	AWAY	0- 1	0- 2	5- 7				
1- 1	0- 0	0- 0	NEUTRAL	0- 0	0- 0	1- 1				
2- 8	0- 2	0- 0	NON-CONFERENCE	0- 2	0- 0	2- 4				
1- 1	0- 0	0- 0	HOME	0- 1	0- 0	1- 0				
1- 7	0- 2	0- 0	AWAY	0- 1	0- 0	1- 4				
0- 0	0- 0	0- 0	NEUTRAL	0- 0	0- 0	0- 0				
7- 13	0- 0	0- 0	CONFERENCE	0- 0	0- 4	7- 9				
2- 7	0- 0	0- 0	HOME	0- 0	0- 2	2- 5				
4- 5	0- 0	0- 0	AWAY	0- 0	0- 2	4- 3				
1- 1	0- 0	0- 0	NEUTRAL	0- 0	0- 0	1- 1				

RPI 1-25				RPI 26-50				RPI 51-100				RPI 101+ Team's RPI: 295			
RPI	S	Opponent	Score	RPI	S	Opponent	Score	RPI	S	Opponent	Score	RPI	S	Opponent	Score
15	A	Florida St.	39 87					80	H	Samford	52 66	103	A	Tennessee Tech	50 63
19	A	Georgia Tech	52 81					92	A	Auburn	60 79	103	H	Tennessee Tech	63 79
												125	A	UT Martin	60 91
												125	H	UT Martin	67 74
												165	A	Morehead St.	81 80
												165	H	Morehead St.	64 65
												165	N	Morehead St.	67 82
												191	A	Stetson	52 70
												204	A	Eastern Ill.	61 77
												204	H	Eastern Ill.	69 75
												205	A	Georgia St.	47 59
												232	A	Austin Peay	54 65
												232	H	Austin Peay	53 56
												270	H	Kennesaw St.	77 56
												281	A	Lipscomb	62 84
												305	A	Southeast Mo. St.	51 49
												305	H	Southeast Mo. St.	62 48
												308	A	Troy	66 58
												309	A	Bethune-Cookman	46 57
												313	A	Tennessee St.	77 73
												313	H	Tennessee St.	42 58
												313	N	Tennessee St.	57 55
												326	A	Murray St.	66 69
												326	H	Murray St.	66 80
												331	A	Eastern Ky.	72 65
												331	H	Eastern Ky.	64 59
LAST 12 Division I GAMES:															
				165	N	Morehead St.	67 82			125	A	UT Martin	60 91		
				313	N	Tennessee St.	57 55			331	H	Eastern Ky.	64 59		
				103	A	Tennessee Tech	50 63			165	H	Morehead St.	64 65		
				313	H	Tennessee St.	42 58			204	A	Eastern Ill.	61 77		
				232	H	Austin Peay	53 56			305	A	Southeast Mo. St.	51 49		
				326	A	Murray St.	66 69			232	A	Austin Peay	54 65		

Non-Div I Games: Stillman 77 62

Jacksonville St.

■ Loss, 
 ■ Non-Conf, 
 ■ S Site, 
 ■ Home 
 ■ A Away 
 N Neutral

Average RPI Win:	156	WON-LOST	WINNING	LAST 10	STRENGTH OF	OPP. STRENGTH	TEAM	ADJ.	CONF.	ADJ CONF.
Average RPI Loss:	66	RECORD	PCT. RANK	GAMES	SCHEDULE	OF SCHEDULE	RPI	RPI	RPI	RPI
DIV. I ONLY	26- 7	22	9- 1	60	80	24	25	10	11	
DIV. I NON-CONF.	7- 5	123	0- 0	11	17	39	39	11	11	
TOTALS	RPI 1-25	RPI 26-50	W-L RECORDS	RPI 51-100	RPI 101-150	RPI 150+				
26- 7	0- 2	0- 1	OVERALL	12- 3	2- 0	12- 1				
14- 2	0- 1	0- 0	HOME	7- 1	1- 0	6- 0				
8- 4	0- 0	0- 1	AWAY	3- 2	0- 0	5- 1				
4- 1	0- 1	0- 0	NEUTRAL	2- 0	1- 0	1- 0				
7- 5	0- 2	0- 1	NON-CONFERENCE	3- 2	2- 0	2- 0				
5- 2	0- 1	0- 0	HOME	3- 1	1- 0	1- 0				
1- 2	0- 0	0- 1	AWAY	0- 1	0- 0	1- 0				
1- 1	0- 1	0- 0	NEUTRAL	0- 0	1- 0	0- 0				
19- 2	0- 0	0- 0	CONFERENCE	9- 1	0- 0	10- 1				
9- 0	0- 0	0- 0	HOME	4- 0	0- 0	5- 0				
7- 2	0- 0	0- 0	AWAY	3- 1	0- 0	4- 1				
3- 0	0- 0	0- 0	NEUTRAL	2- 0	0- 0	1- 0				

RPI S	Opponent	Score	RPI S	Opponent	Score	RPI S	Opponent	Score	RPI S	Opponent	Score
3	H Duke	58 75	45	A Middle Tenn.	75 81	59	H UCF	82 78	109	H Liberty	54 51
17	N Iowa	61 67				62	H Virginia	82 80	134	N Montana	76 69
						69	A Old Dominion	55 71	162	A Hofstra	73 75
						69	H Old Dominion	67 58	205	A Georgia St.	93 45
						77	H Hampton	64 69	205	H Georgia St.	62 55
						81	H St. Francis (PA)	64 49	205	N Georgia St.	70 51
						82	H UNC Wilmington	79 77	211	A George Mason	83 54
						86	A Delaware	69 64	211	H George Mason	53 40
						86	N Delaware	67 61	227	A Towson	56 45
						88	A Monmouth	66 69	227	H Towson	71 61
						90	A VCU	71 51	234	H Western Caro.	82 47
						90	H VCU	69 59	246	H Northeastern	84 61
						90	N VCU	67 57	271	A Longwood	66 41
						95	A Drexel	66 60	294	A William & Mary	89 75
						95	H Drexel	77 73	294	H William & Mary	72 59
LAST 12 Division I GAMES:											
86	N Delaware	67 61	86	A Delaware	69 64						
90	N VCU	67 57	227	H Towson	71 61						
205	N Georgia St.	70 51	211	H George Mason	53 40						
82	H UNC Wilmington	79 77	90	A VCU	71 51						
162	A Hofstra	73 75	69	H Old Dominion	67 58						
205	A Georgia St.	93 45	205	H Georgia St.	62 55						

Non-Div I Games:

James Madison

# Kansas

Through Games Of Sunday, March 13, 2011

Average RPI Win:	164	WON-LOST	WINNING	LAST 10	STRENGTH OF	OPP. STRENGTH	TEAM	ADJ.	CONF.	ADJ CONF.
Average RPI Loss:	37	RECORD	PCT. RANK	GAMES	SCHEDULE	OF SCHEDULE	RPI	RPI	RPI	RPI
DIV. I ONLY	20- 12	100	5- 5	83	56	71	71	1	1	
DIV. I NON-CONF.	13- 1	8	0- 0	252	237	57	62	1	1	
TOTALS	RPI 1-25	RPI 26-50	W-L RECORDS	RPI 51-100	RPI 101-150	RPI 150+				
20- 12	0- 4	1- 5	OVERALL	5- 3	5- 0	9- 0				
14- 4	0- 2	1- 2	HOME	2- 0	3- 0	8- 0				
5- 7	0- 1	0- 3	AWAY	3- 3	1- 0	1- 0				
1- 1	0- 1	0- 0	NEUTRAL	0- 0	1- 0	0- 0				
13- 1	0- 0	0- 0	NON-CONFERENCE	2- 1	2- 0	9- 0				
10- 0	0- 0	0- 0	HOME	0- 0	2- 0	8- 0				
3- 1	0- 0	0- 0	AWAY	2- 1	0- 0	1- 0				
0- 0	0- 0	0- 0	NEUTRAL	0- 0	0- 0	0- 0				
7- 11	0- 4	1- 5	CONFERENCE	3- 2	3- 0	0- 0				
4- 4	0- 2	1- 2	HOME	2- 0	1- 0	0- 0				
2- 6	0- 1	0- 3	AWAY	1- 2	1- 0	0- 0				
1- 1	0- 1	0- 0	NEUTRAL	0- 0	1- 0	0- 0				

RPI S	Opponent	Score	RPI S	Opponent	Score	RPI S	Opponent	Score	RPI S	Opponent	Score
4	H Baylor	37 76	28	H Texas Tech	57 61	53	A Michigan	67 75	104	H Memphis	90 58
4	N Baylor	51 86	33	A Iowa St.	36 72	75	A Wisconsin	93 86	105	H Alabama	79 57
6	A Texas A&M	58 81	33	H Iowa St.	86 85	76	A Creighton	64 58	110	A Colorado	68 58
20	H Oklahoma	57 75	38	A Texas	68 80	79	A Missouri	52 66	110	H Colorado	81 53
			39	A Kansas St.	60 65	79	H Missouri	75 70	110	N Colorado	71 45
			39	H Kansas St.	51 56	89	A Oklahoma St.	73 66	178	A SMU	73 65
						100	A Nebraska	61 75	209	H South Dakota	73 40
						100	H Nebraska	77 61	221	H Fordham	81 68
									225	H North Dakota St.	61 53
									235	H SIU Edwardsville	91 52
									255	H UMKC	56 41
									290	H Texas-Arlington	80 57
									335	H Maine	126 63
									343	H A&M-Corpus Christi	85 44
LAST 12 Division I GAMES:											
4	N Baylor	51 86	79	H Missouri	75 70						
110	N Colorado	71 45	6	A Texas A&M	58 81						
39	H Kansas St.	51 56	33	H Iowa St.	86 85						
33	A Iowa St.	36 72	38	A Texas	68 80						
100	H Nebraska	77 61	110	H Colorado	81 53						
89	A Oklahoma St.	73 66	39	A Kansas St.	60 65						

Non-Div I Games:

Kansas

Loss, Non-Conf, S Site, H Home A Away N Neutral

Average RPI Win:	138	WON-LOST	WINNING	LAST 10	STRENGTH OF	OPP. STRENGTH	TEAM	ADJ.	CONF.	ADJ CONF.
Average RPI Loss:	42	RECORD	PCT. RANK	GAMES	SCHEDULE	OF SCHEDULE	RPI	RPI	RPI	RPI
DIV. I ONLY	21- 10	61	5- 5	39	46	37	39	1	1	
DIV. I NON-CONF.	10- 3	47	0- 0	176	206	71	73	1	1	
TOTALS	RPI 1-25	RPI 26-50	W-L RECORDS	RPI 51-100	RPI 101-150	RPI 150+				
21- 10	1- 4	2- 5	OVERALL	7- 0	5- 0	6- 1				
13- 2	1- 0	1- 2	HOME	4- 0	4- 0	3- 0				
6- 6	0- 3	0- 2	AWAY	3- 0	1- 0	2- 1				
2- 2	0- 1	1- 1	NEUTRAL	0- 0	0- 0	1- 0				
10- 3	0- 1	1- 1	NON-CONFERENCE	0- 0	3- 0	6- 1				
7- 0	0- 0	1- 0	HOME	0- 0	3- 0	3- 0				
2- 2	0- 1	0- 0	AWAY	0- 0	0- 0	2- 1				
1- 1	0- 0	0- 1	NEUTRAL	0- 0	0- 0	1- 0				
11- 7	1- 3	1- 4	CONFERENCE	7- 0	2- 0	0- 0				
6- 2	1- 0	0- 2	HOME	4- 0	1- 0	0- 0				
4- 4	0- 2	0- 2	AWAY	3- 0	1- 0	0- 0				
1- 1	0- 1	1- 0	NEUTRAL	0- 0	0- 0	0- 0				

RPI 1-25				RPI 26-50				Team's RPI: 39	RPI 51-100				RPI 101+			
RPI	S	Opponent	Score	RPI	S	Opponent	Score		RPI	S	Opponent	Score	RPI	S	Opponent	Score
4	A	Baylor	48 75	28	A	Texas Tech	66 68		71	A	Kansas	56 51	101	H	UC Davis	61 41
4	N	Baylor	53 86	32	H	St. John's (NY)	64 53		71	H	Kansas	65 60	110	A	Colorado	72 59
6	H	Texas A&M	71 67	33	A	Iowa St.	53 61		79	A	Missouri	60 55	110	H	Colorado	78 51
17	A	Iowa	62 68	33	H	Iowa St.	51 58		79	H	Missouri	66 63	118	H	South Dakota St.	56 51
20	A	Oklahoma	45 52	33	N	Iowa St.	56 53		89	H	Oklahoma St.	63 45	129	H	Indiana St.	64 48
				38	H	Texas	59 69		100	A	Nebraska	69 64	198	A	UTSA	55 72
				45	N	Middle Tenn.	49 63		100	H	Nebraska	64 37	233	H	North Dakota	76 49
LAST 12 Division I GAMES:																
				4	N	Baylor	53 86		100	A	Nebraska	69 64				
				33	N	Iowa St.	56 53		110	H	Colorado	78 51				
				71	A	Kansas	56 51		33	A	Iowa St.	53 61				
				6	H	Texas A&M	71 67		38	H	Texas	59 69				
				33	H	Iowa St.	51 58		79	A	Missouri	60 55				
				4	A	Baylor	48 75		71	H	Kansas	65 60				

Non-Div I Games:

Kansas St.

■ Loss, 
■ Non-Conf, 
■ S Site, 
■ H Home 
■ A Away 
N Neutral

Average RPI Win:	244	WON-LOST	WINNING	LAST 10	STRENGTH OF	OPP. STRENGTH	TEAM	ADJ.	CONF.	ADJ CONF.
Average RPI Loss:	177	RECORD	PCT. RANK	GAMES	SCHEDULE	OF SCHEDULE	RPI	RPI	RPI	RPI
DIV. I ONLY	9- 21	269	3- 7	204	250	270	270	21	21	
DIV. I NON-CONF.	3- 6	234	0- 1	150	117	210	208	24	24	
TOTALS	RPI 1-25	RPI 26-50	W-L RECORDS	RPI 51-100	RPI 101-150	RPI 150+				
9- 21	0- 3	0- 0	OVERALL	1- 1	1- 4	7- 13				
8- 5	0- 0	0- 0	HOME	1- 0	1- 2	6- 3				
1- 15	0- 3	0- 0	AWAY	0- 1	0- 2	1- 9				
0- 1	0- 0	0- 0	NEUTRAL	0- 0	0- 0	0- 1				
3- 6	0- 3	0- 0	NON-CONFERENCE	0- 0	1- 2	2- 1				
2- 1	0- 0	0- 0	HOME	0- 0	1- 1	1- 0				
1- 5	0- 3	0- 0	AWAY	0- 0	0- 1	1- 1				
0- 0	0- 0	0- 0	NEUTRAL	0- 0	0- 0	0- 0				
6- 15	0- 0	0- 0	CONFERENCE	1- 1	0- 2	5- 12				
6- 4	0- 0	0- 0	HOME	1- 0	0- 1	5- 3				
0- 10	0- 0	0- 0	AWAY	0- 1	0- 1	0- 8				
0- 1	0- 0	0- 0	NEUTRAL	0- 0	0- 0	0- 1				

RPI	S	Opponent	Score	RPI	S	Opponent	Score	RPI	S	Opponent	Score	RPI	S	Opponent	Score	Team's RPI: 270
12	A	Miami (FL)	39 93					91	A	Fla. Gulf Coast	45 57	102	A	East Tenn. St.	61 85	
19	A	Georgia Tech	60 79					91	H	Fla. Gulf Coast	63 52	102	H	East Tenn. St.	61 73	
21	A	North Carolina	52 98									136	H	Chattanooga	65 63	
												139	A	Clemson	57 68	
												142	H	Gardner-Webb	48 59	
												191	A	Stetson	60 74	
												191	H	Stetson	52 65	
												191	N	Stetson	47 65	
												195	A	S.C. Upstate	64 69	
												195	H	S.C. Upstate	67 75	
												212	A	Jacksonville	60 65	
												212	H	Jacksonville	71 69	
												243	A	North Florida	57 66	
												243	H	North Florida	54 50	
												249	A	Belmont	55 71	
												249	H	Belmont	47 50	
												260	A	Campbell	58 68	
												260	H	Campbell	71 60	
												281	A	Lipscomb	58 68	
												281	H	Lipscomb	68 58	
												295	A	Jacksonville St.	56 77	
												306	A	Fla. Atlantic	65 64	
												332	A	Mercer	76 82	
												332	H	Mercer	79 56	
												333	H	Alabama St.	70 67	
LAST 12 Division I GAMES:																
21	A	North Carolina	52 98	91	H	Fla. Gulf Coast	63 52									
191	N	Stetson	47 65	191	H	Stetson	52 65									
249	H	Belmont	47 50	332	A	Mercer	76 82									
281	H	Lipscomb	68 58	260	H	Campbell	71 60									
243	A	North Florida	57 66	195	A	S.C. Upstate	64 69									
212	A	Jacksonville	60 65	102	A	East Tenn. St.	61 85									

Non-Div I Games:

Kennesaw St.

■ Loss, 
■ Non-Conf, 
■ S Site, 
■ H Home 
■ A Away 
N Neutral

Average RPI Win:	208	WON-LOST	WINNING	LAST 10	STRENGTH OF	OPP. STRENGTH	TEAM	ADJ.	CONF.	ADJ CONF.
Average RPI Loss:	101	RECORD	PCT. RANK	GAMES	SCHEDULE	OF SCHEDULE	RPI	RPI	RPI	RPI
DIV. I ONLY	19- 9	60	5- 5	219	122	106	106	12	12	
DIV. I NON-CONF.	8- 3	57	0- 0	311	134	153	153	12	12	
TOTALS	RPI 1-25	RPI 26-50	W-L RECORDS	RPI 51-100	RPI 101-150	RPI 150+				
19- 9	0- 0	1- 1	OVERALL	0- 6	2- 1	16- 1				
12- 1	0- 0	1- 0	HOME	0- 1	1- 0	10- 0				
6- 7	0- 0	0- 1	AWAY	0- 4	0- 1	6- 1				
1- 1	0- 0	0- 0	NEUTRAL	0- 1	1- 0	0- 0				
8- 3	0- 0	0- 0	NON-CONFERENCE	0- 2	2- 1	6- 0				
5- 0	0- 0	0- 0	HOME	0- 0	1- 0	4- 0				
2- 3	0- 0	0- 0	AWAY	0- 2	0- 1	2- 0				
1- 0	0- 0	0- 0	NEUTRAL	0- 0	1- 0	0- 0				
11- 6	0- 0	1- 1	CONFERENCE	0- 4	0- 0	10- 1				
7- 1	0- 0	1- 0	HOME	0- 1	0- 0	6- 0				
4- 4	0- 0	0- 1	AWAY	0- 2	0- 0	4- 1				
0- 1	0- 0	0- 0	NEUTRAL	0- 1	0- 0	0- 0				

RPI S	Opponent	Score	RPI S	Opponent	Score	RPI S	Opponent	Score	RPI S	Opponent	Score	Team's RPI: 106
			41 A	Bowling Green	59 80	60 A	Toledo	53 66	131 A	Western Ky.	68 77	
			41 H	Bowling Green	44 43	73 A	St. Bonaventure	52 67	141 N	Washington	59 58	
						81 A	St. Francis (PA)	92 101	146 H	Robert Morris	66 60	
						87 A	Central Mich.	72 78	168 A	Buffalo	72 63	
						94 H	Eastern Mich.	66 75	168 H	Buffalo	72 52	
						94 N	Eastern Mich.	65 69	174 H	Northern Ill.	56 54	
									180 A	Akron	56 53	
									180 H	Akron	72 55	
									208 A	Miami (OH)	72 64	
									208 H	Miami (OH)	76 62	
									218 A	Ohio	55 54	
									218 H	Ohio	68 62	
									230 H	Marshall	79 55	
									244 A	Ball St.	65 69	
									246 A	Northeastern	71 53	
									256 H	Western Mich.	79 68	
									263 A	Canisius	60 54	
									288 H	Youngstown St.	77 39	
									306 H	Fla. Atlantic	82 53	
									311 H	Vermont	88 36	
LAST 12 Division I GAMES:												
			94 N	Eastern Mich.	65 69	87 A	Central Mich.	72 78				
			180 A	Akron	56 53	256 H	Western Mich.	79 68				
			41 A	Bowling Green	59 80	94 H	Eastern Mich.	66 75				
			218 H	Ohio	68 62	60 A	Toledo	53 66				
			168 H	Buffalo	72 52	174 H	Northern Ill.	56 54				
			208 A	Miami (OH)	72 64	244 A	Ball St.	65 69				

Non-Div I Games: Alas. Anchorage 53 47

Kent St.



## Kentucky

Through Games Of Sunday, March 13, 2011

Average RPI Win: <b>117</b>	WON-LOST	WINNING	LAST 10	STRENGTH OF	OPP. STRENGTH	TEAM	ADJ.	CONF.	ADJ CONF.
Average RPI Loss: <b>29</b>	RECORD	PCT. RANK	GAMES	SCHEDULE	OF SCHEDULE	RPI	RPI	RPI	RPI
DIV. I ONLY	<b>24- 8</b>	<b>35</b>	<b>6- 4</b>	<b>17</b>	<b>37</b>	<b>14</b>	<b>13</b>	<b>4</b>	<b>4</b>
DIV. I NON-CONF.	<b>11- 2</b>	<b>26</b>	<b>0- 0</b>	<b>57</b>	<b>135</b>	<b>20</b>	<b>20</b>	<b>4</b>	<b>4</b>
TOTALS	RPI 1-25	RPI 26-50	W-L RECORDS	RPI 51-100	RPI 101-150	RPI 150+			
24- 8	1- 3	7- 3	OVERALL	4- 2	6- 0	6- 0			
13- 2	1- 1	3- 1	HOME	3- 0	3- 0	3- 0			
8- 5	0- 1	2- 2	AWAY	1- 2	3- 0	2- 0			
3- 1	0- 1	2- 0	NEUTRAL	0- 0	0- 0	1- 0			
11- 2	1- 1	1- 1	NON-CONFERENCE	0- 0	3- 0	6- 0			
7- 0	1- 0	1- 0	HOME	0- 0	2- 0	3- 0			
3- 2	0- 1	0- 1	AWAY	0- 0	1- 0	2- 0			
1- 0	0- 0	0- 0	NEUTRAL	0- 0	0- 0	1- 0			
13- 6	0- 2	6- 2	CONFERENCE	4- 2	3- 0	0- 0			
6- 2	0- 1	2- 1	HOME	3- 0	1- 0	0- 0			
5- 3	0- 0	2- 1	AWAY	1- 2	2- 0	0- 0			
2- 1	0- 1	2- 0	NEUTRAL	0- 0	0- 0	0- 0			

RPI	S	Opponent	Score	RPI	S	Opponent	Score	RPI	S	Opponent	Score	RPI	S	Opponent	Score
2	H	Tennessee	67 <b>73</b>	30	A	Vanderbilt	80 71	55	A	South Carolina	61 <b>66</b>	103	H	Tennessee Tech	77 53
2	N	Tennessee	65 <b>90</b>	30	H	Vanderbilt	78 68	55	H	South Carolina	66 48	105	A	Alabama	82 69
3	A	Duke	48 <b>54</b>	30	N	Vanderbilt	69 56	64	A	Arkansas	67 <b>78</b>	124	H	Mississippi St.	72 60
10	H	Notre Dame	81 76	35	A	Georgia	51 <b>69</b>	64	H	Arkansas	55 54	125	H	UT Martin	68 47
				35	H	Georgia	59 <b>61</b>	92	A	Auburn	76 62	136	A	Chattanooga	79 64
				36	A	Louisville	52 <b>78</b>	92	H	Auburn	69 38	143	A	Mississippi	74 68
				43	A	Florida	59 58					165	H	Morehead St.	82 48
				45	H	Middle Tenn.	81 72					182	A	Southern Miss.	79 60
				49	H	LSU	49 47					208	A	Miami (OH)	84 71
				49	N	LSU	60 58					269	H	Alabama A&M	84 58
												326	N	Murray St.	91 59
												339	H	Ark.-Pine Bluff	107 35
LAST 12 Division I GAMES:															
		2 N Tennessee	65 <b>90</b>			35 A Georgia	51 <b>69</b>								
		30 N Vanderbilt	69 56			49 H LSU	49 47								
		49 N LSU	60 58			55 A South Carolina	61 <b>66</b>								
		92 A Auburn	76 62			2 H Tennessee	67 <b>73</b>								
		64 H Arkansas	55 54			92 H Auburn	69 38								
		30 A Vanderbilt	80 71			105 A Alabama	82 69								

Non-Div I Games:

Kentucky

■ Loss, 
 ■ Non-Conf, S Site, 
 ■ Home 
 ■ Away 
 N Neutral

Average RPI Win:	137	WON-LOST	WINNING	LAST 10	STRENGTH OF	OPP. STRENGTH	TEAM	ADJ.	CONF.	ADJ CONF.
Average RPI Loss:	36	RECORD	PCT. RANK	GAMES	SCHEDULE	OF SCHEDULE	RPI	RPI	RPI	RPI
DIV. I ONLY	19- 13	125	5- 5	28	17	51	49	4	4	
DIV. I NON-CONF.	10- 4	68	0- 0	58	36	42	41	4	4	
TOTALS	RPI 1-25	RPI 26-50	W-L RECORDS	RPI 51-100	RPI 101-150	RPI 150+				
19- 13	1- 6	3- 1	OVERALL	3- 6	6- 0	6- 0				
10- 4	0- 2	3- 0	HOME	2- 2	3- 0	2- 0				
5- 8	1- 3	0- 1	AWAY	0- 4	2- 0	2- 0				
4- 1	0- 1	0- 0	NEUTRAL	1- 0	1- 0	2- 0				
10- 4	1- 2	1- 0	NON-CONFERENCE	1- 2	1- 0	6- 0				
4- 2	0- 1	1- 0	HOME	0- 1	1- 0	2- 0				
3- 2	1- 1	0- 0	AWAY	0- 1	0- 0	2- 0				
3- 0	0- 0	0- 0	NEUTRAL	1- 0	0- 0	2- 0				
9- 9	0- 4	2- 1	CONFERENCE	2- 4	5- 0	0- 0				
6- 2	0- 1	2- 0	HOME	2- 1	2- 0	0- 0				
2- 6	0- 2	0- 1	AWAY	0- 3	2- 0	0- 0				
1- 1	0- 1	0- 0	NEUTRAL	0- 0	1- 0	0- 0				

RPI 1-25				RPI 26-50				RPI 51-100				RPI 101+			
RPI	S	Opponent	Score	RPI	S	Opponent	Score	RPI	S	Opponent	Score	RPI	S	Opponent	Score
1	A	Connecticut	51 81	27	H	Louisiana Tech	68 53	55	A	South Carolina	61 63	105	H	Alabama	72 43
2	A	Tennessee	60 80	30	A	Vanderbilt	50 55	55	H	South Carolina	54 51	105	N	Alabama	60 36
2	H	Tennessee	65 73	35	H	Georgia	47 41	58	A	Northwestern	62 71	124	A	Mississippi St.	72 55
7	H	Ohio St.	55 59	43	H	Florida	72 58	64	A	Arkansas	40 42	143	A	Mississippi	76 38
9	A	UCLA	55 53					64	H	Arkansas	45 53	143	H	Mississippi	78 43
13	A	Kentucky	47 49					72	H	Tulane	52 54	150	H	Prairie View	70 48
13	N	Kentucky	58 60					92	A	Auburn	53 65	176	N	Howard	69 39
								92	H	Auburn	55 52	189	A	Seton Hall	58 40
								98	N	Lehigh	74 63	198	H	UTSA	74 41
												266	N	Massachusetts	63 51
												301	A	Nicholls St.	88 35
												340	H	Texas Southern	77 47
LAST 12 Division I GAMES:															
		13 N Kentucky	58 60			92 H Auburn	55 52								
		105 N Alabama	60 36			143 A Mississippi	76 38								
		2 A Tennessee	60 80			30 A Vanderbilt	50 55								
		55 H South Carolina	54 51			35 H Georgia	47 41								
		64 A Arkansas	40 42			64 H Arkansas	45 53								
		13 A Kentucky	47 49			43 H Florida	72 58								

Non-Div I Games:

LSU

■ Loss, 
 ■ Non-Conf, 
 ■ S Site, 
 ■ H Home 
 ■ A Away 
 N Neutral

Average RPI Win:	222	WON-LOST	WINNING	LAST 10	STRENGTH OF	OPP. STRENGTH	TEAM	ADJ.	CONF.	ADJ CONF.
Average RPI Loss:	99	RECORD	PCT. RANK	GAMES	SCHEDULE	OF SCHEDULE	RPI	RPI	RPI	RPI
DIV. I ONLY	10- 20	259	5- 5	98	92	207	201	7	7	
DIV. I NON-CONF.	4- 11	274	0- 0	124	136	229	225	7	7	
TOTALS	RPI 1-25	RPI 26-50	W-L RECORDS	RPI 51-100	RPI 101-150	RPI 150+				
10- 20	0- 3	0- 2	OVERALL	1- 9	2- 2	7- 4				
8- 4	0- 0	0- 0	HOME	1- 4	1- 0	6- 0				
2- 14	0- 3	0- 2	AWAY	0- 4	1- 1	1- 4				
0- 2	0- 0	0- 0	NEUTRAL	0- 1	0- 1	0- 0				
4- 11	0- 2	0- 0	NON-CONFERENCE	0- 4	2- 2	2- 3				
3- 2	0- 0	0- 0	HOME	0- 2	1- 0	2- 0				
1- 8	0- 2	0- 0	AWAY	0- 2	1- 1	0- 3				
0- 1	0- 0	0- 0	NEUTRAL	0- 0	0- 1	0- 0				
6- 9	0- 1	0- 2	CONFERENCE	1- 5	0- 0	5- 1				
5- 2	0- 0	0- 0	HOME	1- 2	0- 0	4- 0				
1- 6	0- 1	0- 2	AWAY	0- 2	0- 0	1- 1				
0- 1	0- 0	0- 0	NEUTRAL	0- 1	0- 0	0- 0				

RPI	S	Opponent	Score	RPI	S	Opponent	Score	RPI	S	Opponent	Score	RPI	S	Opponent	Score	Team's RPI: 201
8	A	Xavier	51 102	37	A	Temple	63 72	52	H	Duquesne	65 81	109	N	Liberty	53 73	
14	A	Maryland	45 83	46	A	Dayton	51 85	56	H	Charlotte	85 84	111	A	Villanova	42 57	
18	A	Georgetown	46 50					68	A	St. Joseph's	60 77	137	A	Loyola Maryland	64 57	
								68	N	St. Joseph's	55 79	149	H	Oral Roberts	87 67	
								70	A	Princeton	51 94	189	A	Seton Hall	62 65	
								73	A	St. Bonaventure	54 74	221	A	Fordham	54 69	
								74	H	Richmond	65 69	221	H	Fordham	69 54	
								86	H	Delaware	48 59	228	H	George Washington	73 64	
								95	H	Drexel	55 86	242	A	Lafayette	51 60	
								98	A	Lehigh	67 85	266	A	Massachusetts	67 63	
												268	H	St. Louis	82 77	
												278	H	Tulsa	86 73	
												302	H	Rhode Island	61 49	
												304	A	Penn	40 45	
												316	H	Rider	78 58	
LAST 12 Division I GAMES:																
68	N	St. Joseph's	55 79	302	H	Rhode Island	61 49									
266	A	Massachusetts	67 63	221	H	Fordham	69 54									
74	H	Richmond	65 69	8	A	Xavier	51 102									
68	A	St. Joseph's	60 77	228	H	George Washington	73 64									
56	H	Charlotte	85 84	46	A	Dayton	51 85									
37	A	Temple	63 72	52	H	Duquesne	65 81									

Non-Div I Games:

La Salle

■ Loss, 
 ■ Non-Conf, 
 ■ S Site, 
 ■ H Home 
 ■ A Away 
 N Neutral

## La.-Lafayette

Through Games Of Sunday, March 13, 2011

Average RPI Win:	311	WON-LOST	WINNING	LAST 10	STRENGTH OF	OPP. STRENGTH	TEAM	ADJ.	CONF.	ADJ CONF.
Average RPI Loss:	161	RECORD	PCT. RANK	GAMES	SCHEDULE	OF SCHEDULE	RPI	RPI	RPI	RPI
DIV. I ONLY	8- 19	278	2- 8	273	280	297	297	17	17	
DIV. I NON-CONF.	4- 6	213	0- 0	297	342	290	292	14	14	
TOTALS	RPI 1-25	RPI 26-50	W-L RECORDS	RPI 51-100	RPI 101-150	RPI 150+				
8- 19	0- 0	0- 1	OVERALL	0- 2	0- 5	8- 11				
4- 9	0- 0	0- 1	HOME	0- 1	0- 3	4- 4				
3- 9	0- 0	0- 0	AWAY	0- 1	0- 2	3- 6				
1- 1	0- 0	0- 0	NEUTRAL	0- 0	0- 0	1- 1				
4- 6	0- 0	0- 0	NON-CONFERENCE	0- 0	0- 1	4- 5				
2- 3	0- 0	0- 0	HOME	0- 0	0- 1	2- 2				
1- 3	0- 0	0- 0	AWAY	0- 0	0- 0	1- 3				
1- 0	0- 0	0- 0	NEUTRAL	0- 0	0- 0	1- 0				
4- 13	0- 0	0- 1	CONFERENCE	0- 2	0- 4	4- 6				
2- 6	0- 0	0- 1	HOME	0- 1	0- 2	2- 2				
2- 6	0- 0	0- 0	AWAY	0- 1	0- 2	2- 3				
0- 1	0- 0	0- 0	NEUTRAL	0- 0	0- 0	0- 1				

RPI 1-25			RPI 26-50			RPI 51-100			RPI 101+ Team's RPI: 297		
RPI	S	Opponent	Score	RPI	S	Opponent	Score	RPI	S	Opponent	Score
				45	H	Middle Tenn.	62 84	63	A	UALR	40 51
								63	H	UALR	52 57
								112	H	McNeese St.	52 65
								127	A	Denver	58 70
								127	H	Denver	39 82
								131	H	Western Ky.	49 69
								135	A	FIU	52 62
								177	H	UAB	46 58
								179	A	Arkansas St.	70 80
								179	H	Arkansas St.	44 66
								182	A	Southern Miss.	73 76
								186	A	La.-Monroe	55 70
								186	H	La.-Monroe	65 76
								190	A	Southern U.	65 75
								194	A	South Ala.	66 82
								194	N	South Ala.	53 58
								273	A	Southeastern La.	52 56
								273	H	Southeastern La.	67 57
								289	H	Savannah St.	63 58
								306	A	Fla. Atlantic	85 78
								308	H	Troy	73 63
								309	H	Bethune-Cookman	61 63
								321	A	North Texas	65 54
								321	H	North Texas	71 69
								326	N	Murray St.	79 66
								342	A	Centenary (LA)	90 74
LAST 12 Division I GAMES:											
				194	N	South Ala.	53 58	135	A	FIU	52 62
				186	A	La.-Monroe	55 70	63	H	UALR	52 57
				127	H	Denver	39 82	194	A	South Ala.	66 82
				131	H	Western Ky.	49 69	321	H	North Texas	71 69
				179	H	Arkansas St.	44 66	186	H	La.-Monroe	65 76
				306	A	Fla. Atlantic	85 78	63	A	UALR	40 51

Non-Div I Games: LSU-Shreveport 74 67 New Orleans 80 63 New Orleans 88 27

La.-Lafayette

Loss, Non-Conf, S Site, H Home A Away N Neutral

Average RPI Win:	256	WON-LOST	WINNING	LAST 10	STRENGTH OF	OPP. STRENGTH	TEAM	ADJ.	CONF.	ADJ CONF.
Average RPI Loss:	121	RECORD	PCT. RANK	GAMES	SCHEDULE	OF SCHEDULE	RPI	RPI	RPI	RPI
DIV. I ONLY	14- 15	175	5- 5	189	182	188	186	17	17	
DIV. I NON-CONF.	4- 7	224	0- 0	93	234	184	182	14	14	
TOTALS	RPI 1-25	RPI 26-50	W-L RECORDS	RPI 51-100	RPI 101-150	RPI 150+				
14- 15	0- 1	0- 2	OVERALL	0- 3	2- 6	12- 3				
7- 4	0- 0	0- 0	HOME	0- 2	1- 1	6- 1				
5- 8	0- 1	0- 1	AWAY	0- 1	1- 3	4- 2				
2- 3	0- 0	0- 1	NEUTRAL	0- 0	0- 2	2- 0				
4- 7	0- 1	0- 1	NON-CONFERENCE	0- 1	1- 2	3- 2				
1- 2	0- 0	0- 0	HOME	0- 1	0- 0	1- 1				
2- 3	0- 1	0- 0	AWAY	0- 0	1- 1	1- 1				
1- 2	0- 0	0- 1	NEUTRAL	0- 0	0- 1	1- 0				
10- 8	0- 0	0- 1	CONFERENCE	0- 2	1- 4	9- 1				
6- 2	0- 0	0- 0	HOME	0- 1	1- 1	5- 0				
3- 5	0- 0	0- 1	AWAY	0- 1	0- 2	3- 1				
1- 1	0- 0	0- 0	NEUTRAL	0- 0	0- 1	1- 0				

RPI 1-25			RPI 26-50			RPI 51-100			RPI 101+ Team's RPI: 186		
RPI	S	Opponent	Score	RPI	S	Opponent	Score	RPI	S	Opponent	Score
6	A	Texas A&M	57 105	34	N	UNI	60 65	63	A	UALR	61 67
				45	A	Middle Tenn.	58 87	63	H	UALR	52 55
								72	H	Tulane	67 78
LAST 12 Division I GAMES:											
		135 N FIU	51 52			179 H Arkansas St.	55 45			112 A McNeese St.	41 60
		308 N Troy	60 51			131 A Western Ky.	71 80			116 A Rice	55 46
		297 H La.-Lafayette	70 55			45 A Middle Tenn.	58 87			127 A Denver	63 87
		321 A North Texas	50 47			308 H Troy	65 48			127 H Denver	54 55
		127 A Denver	63 87			179 A Arkansas St.	61 45			131 A Western Ky.	71 80
		63 H UALR	52 55			297 A La.-Lafayette	76 65			135 H FIU	56 42
										135 N FIU	51 52
										150 N Prairie View	44 49
										179 A Arkansas St.	61 45
										179 H Arkansas St.	55 45
										194 A South Ala.	54 78
										224 H Northwestern St.	81 68
										251 N Alcorn St.	63 55
										259 H Grambling	61 66
										297 A La.-Lafayette	76 65
										297 H La.-Lafayette	70 55
										301 A Nicholls St.	52 53
										306 H Fla. Atlantic	83 63
										308 H Troy	65 48
										308 N Troy	60 51
										321 A North Texas	50 47
										321 H North Texas	76 65
										342 A Centenary (LA)	87 61

Non-Div I Games: Ark.-Monticello 75 48 New Orleans 97 30

La.-Monroe

Loss, Non-Conf, S Site, H Home A Away N Neutral

Lafayette

Through Games Of Sunday, March 13, 2011

Average RPI Win:	231	WON-LOST	WINNING	LAST 10	STRENGTH OF	OPP. STRENGTH	TEAM	ADJ.	CONF.	ADJ CONF.
Average RPI Loss:	174	RECORD	PCT. RANK	GAMES	SCHEDULE	OF SCHEDULE	RPI	RPI	RPI	RPI
DIV. I ONLY	11- 19	242	3- 7	153	295	234	242	19	20	
DIV. I NON-CONF.	7- 8	183	0- 0	131	317	170	179	21	21	
TOTALS	RPI 1-25	RPI 26-50	W-L RECORDS	RPI 51-100	RPI 101-150	RPI 150+				
11- 19	0- 0	0- 0	OVERALL	1- 6	1- 4	9- 9				
7- 6	0- 0	0- 0	HOME	0- 1	1- 1	6- 4				
3- 13	0- 0	0- 0	AWAY	1- 5	0- 3	2- 5				
1- 0	0- 0	0- 0	NEUTRAL	0- 0	0- 0	1- 0				
7- 8	0- 0	0- 0	NON-CONFERENCE	0- 4	0- 1	7- 3				
4- 2	0- 0	0- 0	HOME	0- 0	0- 0	4- 2				
2- 6	0- 0	0- 0	AWAY	0- 4	0- 1	2- 1				
1- 0	0- 0	0- 0	NEUTRAL	0- 0	0- 0	1- 0				
4- 11	0- 0	0- 0	CONFERENCE	1- 2	1- 3	2- 6				
3- 4	0- 0	0- 0	HOME	0- 1	1- 1	2- 2				
1- 7	0- 0	0- 0	AWAY	1- 1	0- 2	0- 4				
0- 0	0- 0	0- 0	NEUTRAL	0- 0	0- 0	0- 0				

RPI 1-25			RPI 26-50			RPI 51-100			RPI 101+			Team's RPI: 242
RPI	S	Opponent	Score	RPI	S	Opponent	Score	RPI	S	Opponent	Score	
						68 A St. Joseph's	40 75	109 A Liberty		52 64		
						70 A Princeton	58 90	121 A American		47 82		
						73 A St. Bonaventure	63 72	121 H American		51 66		
						88 A Monmouth	54 68	140 A Navy		52 61		
						98 A Lehigh	57 54	140 H Navy		58 53		
						98 A Lehigh	58 82	157 A Long Island		59 64		
						98 H Lehigh	49 70	173 A Manhattan		53 50		
								201 H La Salle		60 51		
								207 N Quinnipiac		56 54		
								219 H Fairleigh Dickinson		51 37		
								231 H Fairfield		39 52		
								252 A Army		36 58		
								252 H Army		54 42		
								261 A Holy Cross		46 83		
								261 H Holy Cross		67 72		
								265 A Bucknell		34 46		
								265 H Bucknell		49 57		
								292 H Bryant		84 80		
								303 A Columbia		64 63		
								304 H Penn		52 59		
								317 A Colgate		60 64		
								317 H Colgate		65 42		
								341 H St. Francis (NY)		74 52		
LAST 12 Division I GAMES:												
						98 A Lehigh	58 82	317 H Colgate		65 42		
						121 A American	47 82	261 A Holy Cross		46 83		
						252 A Army	36 58	121 H American		51 66		
						98 H Lehigh	49 70	252 H Army		54 42		
						265 A Bucknell	34 46	98 A Lehigh		57 54		
						140 H Navy	58 53	265 H Bucknell		49 57		

Non-Div I Games:

Lafayette

Loss, Non-Conf, S Site, H Home A Away N Neutral

Average RPI Win:	239	WON-LOST	WINNING	LAST 10	STRENGTH OF	OPP. STRENGTH	TEAM	ADJ.	CONF.	ADJ CONF.
Average RPI Loss:	128	RECORD	PCT. RANK	GAMES	SCHEDULE	OF SCHEDULE	RPI	RPI	RPI	RPI
DIV. I ONLY	23- 7	28	8- 2	187	277	83	84	29	29	
DIV. I NON-CONF.	9- 3	50	0- 0	111	211	59	61	32	32	
TOTALS	RPI 1-25	RPI 26-50	W-L RECORDS	RPI 51-100	RPI 101-150	RPI 150+				
23- 7	0- 1	1- 0	OVERALL	0- 1	1- 2	21- 3				
12- 1	0- 0	1- 0	HOME	0- 0	0- 1	11- 0				
7- 4	0- 1	0- 0	AWAY	0- 1	1- 1	6- 1				
4- 2	0- 0	0- 0	NEUTRAL	0- 0	0- 0	4- 2				
9- 3	0- 1	1- 0	NON-CONFERENCE	0- 1	1- 0	7- 1				
5- 0	0- 0	1- 0	HOME	0- 0	0- 0	4- 0				
1- 2	0- 1	0- 0	AWAY	0- 1	1- 0	0- 0				
3- 1	0- 0	0- 0	NEUTRAL	0- 0	0- 0	3- 1				
14- 4	0- 0	0- 0	CONFERENCE	0- 0	0- 2	14- 2				
7- 1	0- 0	0- 0	HOME	0- 0	0- 1	7- 0				
6- 2	0- 0	0- 0	AWAY	0- 0	0- 1	6- 1				
1- 1	0- 0	0- 0	NEUTRAL	0- 0	0- 0	1- 1				

RPI 1-25				RPI 26-50				RPI 51-100				Team's RPI: 84	RPI 101+			
RPI	S	Opponent	Score	RPI	S	Opponent	Score	RPI	S	Opponent	Score		RPI	S	Opponent	Score
2	A	Tennessee	55 99	26	H	Houston	69 60	51	A	Missouri St.	60 83		112	A	McNeese St.	69 70
													112	H	McNeese St.	53 57
													116	A	Rice	73 52
													156	N	New Mexico	58 64
													170	N	Cal Poly	86 83
													188	A	Central Ark.	60 56
													188	H	Central Ark.	77 67
													188	N	Central Ark.	60 68
													190	H	Southern U.	87 54
													193	N	Portland	76 66
													198	H	UTSA	69 67
													224	A	Northwestern St.	90 61
													224	H	Northwestern St.	73 57
													224	N	Northwestern St.	81 77
													253	A	Sam Houston St.	99 88
													255	N	UMKC	69 56
													273	A	Southeastern La.	61 67
													273	H	Southeastern La.	68 65
													274	H	Valparaiso	74 58
													290	H	Texas-Arlington	62 56
													296	H	Stephen F. Austin	79 63
													301	A	Nicholls St.	70 56
													301	H	Nicholls St.	79 62
													314	H	Utah Valley	83 66
													329	H	Houston Baptist	88 52
													336	A	Texas St.	93 76
LAST 12 Division I GAMES:																
				188	N	Central Ark.	60 68						343	A	A&M-Corpus Christi	75 64
				224	N	Northwestern St.	81 77						273	H	Southeastern La.	68 65
				112	A	McNeese St.	69 70						301	A	Nicholls St.	70 56
				336	A	Texas St.	93 76						224	H	Northwestern St.	73 57
				253	A	Sam Houston St.	99 88						198	H	UTSA	69 67
				296	H	Stephen F. Austin	79 63						273	A	Southeastern La.	61 67

Non-Div I Games: LSU-Shreveport 78 58 Wiley 98 41

Lamar

■ Loss, 
■ Non-Conf, 
■ S Site, 
■ H Home 
■ A Away 
N Neutral

L  
a  
m  
a  
r

RPI S Opponent Score

Through Games Of Sunday, March 13, 2011

RPI	S	Opponent	Score
343	A	A&M-Corpus Christi	75 64

L  
a  
m  
a  
r

Lamar



Average RPI Win: <b>229</b>	WON-LOST	WINNING	LAST 10	STRENGTH OF	OPP. STRENGTH	TEAM	ADJ.	CONF.	ADJ CONF.
Average RPI Loss: <b>116</b>	RECORD	PCT. RANK	GAMES	SCHEDULE	OF SCHEDULE	RPI	RPI	RPI	RPI
DIV. I ONLY	21- 10	61	9- 1	175	184	96	98	19	20
DIV. I NON-CONF.	10- 5	80	0- 0	143	98	90	90	21	21
TOTALS	RPI 1-25	RPI 26-50	W-L RECORDS	RPI 51-100	RPI 101-150	RPI 150+			
21- 10	0- 1	0- 1	OVERALL	1- 2	4- 4	16- 2			
12- 4	0- 0	0- 0	HOME	1- 1	2- 2	9- 1			
8- 5	0- 1	0- 0	AWAY	0- 1	2- 2	6- 1			
1- 1	0- 0	0- 1	NEUTRAL	0- 0	0- 0	1- 0			
10- 5	0- 1	0- 1	NON-CONFERENCE	1- 2	2- 1	7- 0			
6- 1	0- 0	0- 0	HOME	1- 1	1- 0	4- 0			
3- 3	0- 1	0- 0	AWAY	0- 1	1- 1	2- 0			
1- 1	0- 0	0- 1	NEUTRAL	0- 0	0- 0	1- 0			
11- 5	0- 0	0- 0	CONFERENCE	0- 0	2- 3	9- 2			
6- 3	0- 0	0- 0	HOME	0- 0	1- 2	5- 1			
5- 2	0- 0	0- 0	AWAY	0- 0	1- 1	4- 1			
0- 0	0- 0	0- 0	NEUTRAL	0- 0	0- 0	0- 0			

RPI 1-25				RPI 26-50				RPI 51-100 Team's RPI: 98				RPI 101+			
RPI	S	Opponent	Score	RPI	S	Opponent	Score	RPI	S	Opponent	Score	RPI	S	Opponent	Score
1	A	Connecticut	38 <b>81</b>	49	N	LSU	63 <b>74</b>	52	A	Duquesne	65 <b>70</b>	111	A	Villanova	68 <b>69</b>
								68	H	St. Joseph's	46 40	121	A	American	57 46
								70	H	Princeton	52 <b>69</b>	121	H	American	64 <b>69</b>
												121	H	American	51 <b>64</b>
												124	H	Mississippi St.	68 59
												140	A	Navy	62 <b>63</b>
												140	H	Navy	63 59
												146	A	Robert Morris	72 64
												176	N	Howard	56 29
												201	H	La Salle	85 67
												202	H	Binghamton	72 60
												242	A	Lafayette	70 49
												242	H	Lafayette	54 <b>57</b>
												242	H	Lafayette	82 58
												252	A	Army	52 <b>54</b>
												252	H	Army	70 57
												261	A	Holy Cross	77 67
												261	H	Holy Cross	83 55
												265	A	Bucknell	64 48
												265	H	Bucknell	72 39
												276	H	Wagner	76 58
												291	A	St. Peter's	83 62
												316	H	Rider	58 41
												317	A	Colgate	72 65
												317	H	Colgate	75 57
												323	A	NJIT	53 45
LAST 12 Division I GAMES:															
				121	H	American	64 <b>69</b>					252	H	Army	70 57
				242	H	Lafayette	82 58					140	H	Navy	63 59
				261	H	Holy Cross	83 55					121	A	American	57 46
				265	H	Bucknell	72 39					261	A	Holy Cross	77 67
				242	A	Lafayette	70 49					265	A	Bucknell	64 48
				317	A	Colgate	72 65					242	H	Lafayette	54 <b>57</b>

Non-Div I Games:

Lehigh

■ Loss, 
 ■ Non-Conf, 
 ■ S Site, 
 ■ H Home 
 ■ A Away 
 N Neutral

Average RPI Win:	234	WON-LOST	WINNING	LAST 10	STRENGTH OF	OPP. STRENGTH	TEAM	ADJ.	CONF.	ADJ CONF.
Average RPI Loss:	133	RECORD	PCT. RANK	GAMES	SCHEDULE	OF SCHEDULE	RPI	RPI	RPI	RPI
DIV. I ONLY	20- 10	69	8- 2	188	174	107	109	22	22	
DIV. I NON-CONF.	4- 7	224	0- 0	107	11	165	163	22	22	
TOTALS	RPI 1-25	RPI 26-50	W-L RECORDS	RPI 51-100	RPI 101-150	RPI 150+				
20- 10	0- 3	0- 1	OVERALL	1- 1	2- 1	17- 4				
8- 1	0- 0	0- 0	HOME	0- 0	1- 0	7- 1				
10- 5	0- 3	0- 0	AWAY	1- 0	1- 0	8- 2				
2- 4	0- 0	0- 1	NEUTRAL	0- 1	0- 1	2- 1				
4- 7	0- 3	0- 1	NON-CONFERENCE	1- 1	0- 0	3- 2				
1- 0	0- 0	0- 0	HOME	0- 0	0- 0	1- 0				
2- 4	0- 3	0- 0	AWAY	1- 0	0- 0	1- 1				
1- 3	0- 0	0- 1	NEUTRAL	0- 1	0- 0	1- 1				
16- 3	0- 0	0- 0	CONFERENCE	0- 0	2- 1	14- 2				
7- 1	0- 0	0- 0	HOME	0- 0	1- 0	6- 1				
8- 1	0- 0	0- 0	AWAY	0- 0	1- 0	7- 1				
1- 1	0- 0	0- 0	NEUTRAL	0- 0	0- 1	1- 0				

RPI	S	Opponent	Score	RPI	S	Opponent	Score	RPI	S	Opponent	Score	RPI	S	Opponent	Score	Team's RPI: 109
4	A	Baylor	42 81	32	N	St. John's (NY)	66 81	76	N	Creighton	35 40	142	A	Gardner-Webb	68 56	
6	A	Texas A&M	49 81					90	A	VCU	59 57	142	H	Gardner-Webb	56 51	
25	A	James Madison	51 54									142	N	Gardner-Webb	66 67	
												184	A	High Point	68 60	
												184	A	High Point	76 55	
												184	H	High Point	58 57	
												201	N	La Salle	73 53	
												222	A	Radford	66 50	
												222	H	Radford	53 62	
												242	H	Lafayette	64 52	
												248	A	Charleston So.	51 54	
												248	H	Charleston So.	63 46	
												254	N	Col. of Charleston	46 49	
												271	A	Longwood	75 71	
												277	A	Coastal Caro.	64 44	
												277	H	Coastal Caro.	58 54	
												277	N	Coastal Caro.	51 44	
												279	A	Winthrop	70 33	
												279	H	Winthrop	72 38	
												283	A	UNC Asheville	61 44	
												283	H	UNC Asheville	72 58	
												310	A	Presbyterian	51 40	
												310	H	Presbyterian	49 40	
												325	A	N.C. Central	48 50	
LAST 12 Division I GAMES:																

Non-Div I Games: Glenville St. 93 75 Virginia Union 71 19

Liberty

Loss, Non-Conf, S Site, H Home A Away N Neutral

Average RPI Win: <b>265</b>	WON-LOST	WINNING	LAST 10	STRENGTH OF	OPP. STRENGTH	TEAM	ADJ.	CONF.	ADJ CONF.
Average RPI Loss: <b>185</b>	RECORD	PCT. RANK	GAMES	SCHEDULE	OF SCHEDULE	RPI	RPI	RPI	RPI
DIV. I ONLY	<b>9- 21</b>	<b>269</b>	<b>1- 9</b>	<b>209</b>	<b>316</b>	<b>280</b>	<b>281</b>	<b>21</b>	<b>21</b>
DIV. I NON-CONF.	<b>3- 6</b>	<b>234</b>	<b>0- 0</b>	<b>160</b>	<b>335</b>	<b>239</b>	<b>240</b>	<b>24</b>	<b>24</b>
TOTALS	RPI 1-25	RPI 26-50	W-L RECORDS	RPI 51-100	RPI 101-150	RPI 150+			
9- 21	0- 1	0- 0	OVERALL	0- 2	0- 4	9- 14			
6- 8	0- 0	0- 0	HOME	0- 1	0- 2	6- 5			
3- 12	0- 1	0- 0	AWAY	0- 1	0- 1	3- 9			
0- 1	0- 0	0- 0	NEUTRAL	0- 0	0- 1	0- 0			
3- 6	0- 1	0- 0	NON-CONFERENCE	0- 0	0- 1	3- 4			
2- 2	0- 0	0- 0	HOME	0- 0	0- 1	2- 1			
1- 4	0- 1	0- 0	AWAY	0- 0	0- 0	1- 3			
0- 0	0- 0	0- 0	NEUTRAL	0- 0	0- 0	0- 0			
6- 15	0- 0	0- 0	CONFERENCE	0- 2	0- 3	6- 10			
4- 6	0- 0	0- 0	HOME	0- 1	0- 1	4- 4			
2- 8	0- 0	0- 0	AWAY	0- 1	0- 1	2- 6			
0- 1	0- 0	0- 0	NEUTRAL	0- 0	0- 1	0- 0			

RPI 1-25			RPI 26-50			RPI 51-100			RPI 101+ Team's RPI: 281		
RPI	S	Opponent	Score	RPI	S	Opponent	Score	RPI	S	Opponent	Score
12	A	Miami (FL)	52 <b>91</b>					91	A	Fla. Gulf Coast	57 <b>75</b>
								91	H	Fla. Gulf Coast	51 <b>62</b>
								102	A	East Tenn. St.	64 <b>95</b>
								102	H	East Tenn. St.	52 <b>66</b>
								102	N	East Tenn. St.	75 <b>83</b>
								103	H	Tennessee Tech	65 <b>81</b>
								188	A	Central Ark.	60 <b>69</b>
								191	A	Stetson	73 <b>72</b>
								191	H	Stetson	53 <b>78</b>
								194	A	South Ala.	41 <b>69</b>
								195	A	S.C. Upstate	70 <b>77</b>
								195	H	S.C. Upstate	76 <b>81</b>
								212	A	Jacksonville	59 <b>74</b>
								212	H	Jacksonville	74 <b>69</b>
								232	A	Austin Peay	63 <b>58</b>
								243	A	North Florida	46 <b>58</b>
								243	H	North Florida	53 <b>57</b>
								249	A	Belmont	52 <b>56</b>
								249	H	Belmont	73 <b>59</b>
								260	A	Campbell	63 <b>79</b>
								260	H	Campbell	66 <b>81</b>
								269	H	Alabama A&M	77 <b>70</b>
								270	A	Kennesaw St.	58 <b>68</b>
								270	H	Kennesaw St.	68 <b>58</b>
								275	A	Air Force	50 <b>64</b>
								295	H	Jacksonville St.	84 <b>62</b>
								313	H	Tennessee St.	66 <b>69</b>
								332	A	Mercer	70 <b>67</b>
LAST 12 Division I GAMES:											
102	N	East Tenn. St.	75 <b>83</b>	212	A	Jacksonville	59 <b>74</b>				
332	A	Mercer	70 <b>67</b>	243	A	North Florida	46 <b>58</b>				
270	A	Kennesaw St.	58 <b>68</b>	191	H	Stetson	53 <b>78</b>				
195	H	S.C. Upstate	76 <b>81</b>	91	H	Fla. Gulf Coast	51 <b>62</b>				
102	H	East Tenn. St.	52 <b>66</b>	249	H	Belmont	73 <b>59</b>				
260	A	Campbell	63 <b>79</b>	195	A	S.C. Upstate	70 <b>77</b>				

Non-Div I Games:

Lipscomb

■ Loss, 
 ■ Non-Conf, 
 S Site, 
 ■ Home 
 ■ Away 
 N Neutral

RPI	S	Opponent	Score
332	H	Mercer	67 57

Lipscomb

L  
i  
p  
s  
c  
o  
m  
b

L  
i  
p  
s  
c  
o  
m  
b

Average RPI Win:	232	WON-LOST	WINNING	LAST 10	STRENGTH OF	OPP. STRENGTH	TEAM	ADJ.	CONF.	ADJ CONF.
Average RPI Loss:	165	RECORD	PCT. RANK	GAMES	SCHEDULE	OF SCHEDULE	RPI	RPI	RPI	RPI
DIV. I ONLY	8- 23	297	4- 6	278	161	303	300	20	19	
DIV. I NON-CONF.	2- 12	318	0- 1	295	67	330	327	18	18	
TOTALS	RPI 1-25	RPI 26-50	W-L RECORDS	RPI 51-100	RPI 101-150	RPI 150+				
8- 23	0- 0	0- 1	OVERALL	0- 2	2- 7	6- 13				
6- 7	0- 0	0- 0	HOME	0- 1	2- 1	4- 5				
1- 13	0- 0	0- 1	AWAY	0- 1	0- 5	1- 6				
1- 3	0- 0	0- 0	NEUTRAL	0- 0	0- 1	1- 2				
2- 12	0- 0	0- 1	NON-CONFERENCE	0- 2	0- 2	2- 7				
1- 4	0- 0	0- 0	HOME	0- 1	0- 0	1- 3				
0- 5	0- 0	0- 1	AWAY	0- 1	0- 1	0- 2				
1- 3	0- 0	0- 0	NEUTRAL	0- 0	0- 1	1- 2				
6- 11	0- 0	0- 0	CONFERENCE	0- 0	2- 5	4- 6				
5- 3	0- 0	0- 0	HOME	0- 0	2- 1	3- 2				
1- 8	0- 0	0- 0	AWAY	0- 0	0- 4	1- 4				
0- 0	0- 0	0- 0	NEUTRAL	0- 0	0- 0	0- 0				

RPI S	Opponent	Score	RPI S	Opponent	Score	RPI S	Opponent	Score	RPI S	Opponent	Score	Team's RPI: 300
			44 A	Southern California	60 82	83 A	California	56 82	101 A	UC Davis	67 85	
						99 H	North Carolina St.	72 92	101 H	UC Davis	60 59	
									114 A	UC Riverside	65 83	
									114 A	UC Riverside	65 83	
									114 H	UC Riverside	70 68	
									116 A	Rice	61 78	
									122 A	UC Santa Barbara	70 74	
									122 H	UC Santa Barbara	43 70	
									150 N	Prairie View	52 62	
									154 H	Oregon	76 88	
									155 N	Washington St.	63 87	
									167 N	Illinois	48 69	
									170 A	Cal Poly	48 61	
									170 H	Cal Poly	72 83	
									183 A	UC Irvine	59 77	
									183 H	UC Irvine	80 79	
									200 H	San Diego	53 68	
									215 A	Oregon St.	39 71	
									220 H	Florida A&M	72 62	
									223 A	Loyola Marymount	43 74	
									258 H	Seattle	54 73	
									280 A	Pacific	65 76	
									280 H	Pacific	73 60	
									282 A	Cal St. Fullerton	48 64	
									282 H	Cal St. Fullerton	65 77	
									315 A	Cal St. Northridge	64 50	
LAST 12 Division I GAMES:												
			114 A	UC Riverside	65 83	315 H	Cal St. Northridge	74 64				
			114 A	UC Riverside	65 83	258 H	Seattle	54 73				
			170 A	Cal Poly	48 61	282 A	Cal St. Fullerton	48 64				
			122 A	UC Santa Barbara	70 74	280 H	Pacific	73 60				
			114 H	UC Riverside	70 68	183 H	UC Irvine	80 79				
			101 H	UC Davis	60 59	282 H	Cal St. Fullerton	65 77				

Non-Div I Games:

Long Beach St.

■ Loss, 
■ Non-Conf, 
■ S Site, 
■ Home 
■ Away 
N Neutral

RPI	S	Opponent	Score
315	H	Cal St. Northridge	74 64
325	N	N.C. Central	78 61

L  
o  
n  
g  
B  
e  
a  
c  
h  
S  
t  
.

L  
o  
n  
g  
B  
e  
a  
c  
h  
S  
t  
.

Long Beach St.

Long Island

Through Games Of Sunday, March 13, 2011

Average RPI Win:	239	WON-LOST	WINNING	LAST 10	STRENGTH OF	OPP. STRENGTH	TEAM	ADJ.	CONF.	ADJ CONF.
Average RPI Loss:	158	RECORD	PCT. RANK	GAMES	SCHEDULE	OF SCHEDULE	RPI	RPI	RPI	RPI
DIV. I ONLY	19- 11	91	7- 3	260	264	153	157	18	18	
DIV. I NON-CONF.	8- 3	57	0- 0	240	309	119	122	19	19	
TOTALS	RPI 1-25	RPI 26-50	W-L RECORDS	RPI 51-100	RPI 101-150	RPI 150+				
19- 11	0- 0	0- 0	OVERALL	0- 4	4- 3	15- 4				
9- 5	0- 0	0- 0	HOME	0- 1	2- 2	7- 2				
10- 6	0- 0	0- 0	AWAY	0- 3	2- 1	8- 2				
0- 0	0- 0	0- 0	NEUTRAL	0- 0	0- 0	0- 0				
8- 3	0- 0	0- 0	NON-CONFERENCE	0- 1	1- 0	7- 2				
4- 1	0- 0	0- 0	HOME	0- 0	1- 0	3- 1				
4- 2	0- 0	0- 0	AWAY	0- 1	0- 0	4- 1				
0- 0	0- 0	0- 0	NEUTRAL	0- 0	0- 0	0- 0				
11- 8	0- 0	0- 0	CONFERENCE	0- 3	3- 3	8- 2				
5- 4	0- 0	0- 0	HOME	0- 1	1- 2	4- 1				
6- 4	0- 0	0- 0	AWAY	0- 2	2- 1	4- 1				
0- 0	0- 0	0- 0	NEUTRAL	0- 0	0- 0	0- 0				

RPI S	Opponent	Score	RPI S	Opponent	Score	RPI S	Opponent	Score	RPI S	Opponent	Score	Team's RPI: 157
						54	A Syracuse	36 90	108	H Sacred Heart	77 59	
						81	A St. Francis (PA)	56 69	112	H McNeese St.	71 56	
						81	H St. Francis (PA)	60 63	128	A Central Conn. St.	63 51	
						88	A Monmouth	52 74	128	H Central Conn. St.	62 68	
									146	A Robert Morris	65 61	
									146	A Robert Morris	72 78	
									146	H Robert Morris	50 62	
									176	H Howard	51 59	
									199	H Boston U.	71 59	
									207	H Quinnipiac	70 58	
									212	A Jacksonville	69 59	
									219	A Fairleigh Dickinson	68 49	
									242	H Lafayette	64 59	
									243	A North Florida	58 40	
									257	A Md.-East. Shore	56 58	
									276	A Wagner	61 57	
									276	H Wagner	67 50	
									284	A Delaware St.	67 57	
									286	A Mt. St. Mary's	65 61	
									286	H Mt. St. Mary's	63 60	
									292	A Bryant	44 45	
									292	H Bryant	56 65	
									303	A Columbia	73 60	
									328	H Stony Brook	59 43	
									341	A St. Francis (NY)	70 58	
									341	H St. Francis (NY)	64 41	
LAST 12 Division I GAMES:												
			146	A Robert Morris	72 78		341	A St. Francis (NY)	70 58			
			292	H Bryant	56 65		108	H Sacred Heart	77 59			
			128	H Central Conn. St.	62 68		207	H Quinnipiac	70 58			
			286	A Mt. St. Mary's	65 61		219	A Fairleigh Dickinson	68 49			
			276	A Wagner	61 57		88	A Monmouth	52 74			
			341	H St. Francis (NY)	64 41		146	A Robert Morris	65 61			

Non-Div I Games:

Long Island

Loss, Non-Conf, S Site, H Home A Away N Neutral

Average RPI Win: <b>252</b>	WON-LOST	WINNING	LAST 10	STRENGTH OF	OPP. STRENGTH	TEAM	ADJ.	CONF.	ADJ CONF.
Average RPI Loss: <b>167</b>	RECORD	PCT. RANK	GAMES	SCHEDULE	OF SCHEDULE	RPI	RPI	RPI	RPI
DIV. I ONLY	7- 23	308	2- 8	134	266	271	271	31	31
DIV. I NON-CONF.	5- 19	301	1- 5	118	273	260	260	29	29
TOTALS	RPI 1-25	RPI 26-50	W-L RECORDS	RPI 51-100	RPI 101-150	RPI 150+			
7- 23	0- 2	0- 0	OVERALL	0- 4	0- 4	7- 13			
6- 7	0- 1	0- 0	HOME	0- 0	0- 2	6- 4			
1- 14	0- 1	0- 0	AWAY	0- 4	0- 2	1- 7			
0- 2	0- 0	0- 0	NEUTRAL	0- 0	0- 0	0- 2			
5- 19	0- 2	0- 0	NON-CONFERENCE	0- 4	0- 4	5- 9			
4- 7	0- 1	0- 0	HOME	0- 0	0- 2	4- 4			
1- 12	0- 1	0- 0	AWAY	0- 4	0- 2	1- 5			
0- 0	0- 0	0- 0	NEUTRAL	0- 0	0- 0	0- 0			
2- 4	0- 0	0- 0	CONFERENCE	0- 0	0- 0	2- 4			
2- 0	0- 0	0- 0	HOME	0- 0	0- 0	2- 0			
0- 2	0- 0	0- 0	AWAY	0- 0	0- 0	0- 2			
0- 2	0- 0	0- 0	NEUTRAL	0- 0	0- 0	0- 2			

RPI 1-25				RPI 26-50				RPI 51-100				RPI 101+ Team's RPI: 271			
RPI	S	Opponent	Score	RPI	S	Opponent	Score	RPI	S	Opponent	Score	RPI	S	Opponent	Score
14	A	Maryland	38 <b>84</b>					62	A	Virginia	63 <b>74</b>	109	H	Liberty	71 <b>75</b>
25	H	James Madison	41 <b>66</b>					88	A	Monmouth	60 <b>76</b>	138	A	Virginia Tech	54 <b>62</b>
								90	A	VCU	69 <b>79</b>	142	A	Gardner-Webb	50 <b>68</b>
								91	A	Fla. Gulf Coast	44 <b>92</b>	142	H	Gardner-Webb	58 <b>68</b>
												160	H	Wright St.	74 70
												161	H	IPFW	62 <b>78</b>
												165	A	Morehead St.	79 <b>82</b>
												184	H	High Point	65 <b>68</b>
												195	A	S.C. Upstate	57 <b>61</b>
												197	A	Cal St. Bakersfield	70 <b>78</b>
												197	H	Cal St. Bakersfield	77 65
												211	A	George Mason	45 <b>73</b>
												216	H	Davidson	53 <b>63</b>
												230	H	Marshall	54 <b>62</b>
												235	N	SIU Edwardsville	53 <b>62</b>
												258	N	Seattle	66 <b>87</b>
												260	H	Campbell	71 48
												279	A	Winthrop	46 <b>54</b>
												283	A	UNC Asheville	76 66
												283	H	UNC Asheville	77 73
												289	A	Savannah St.	34 <b>60</b>
												289	H	Savannah St.	47 37
												294	H	William & Mary	82 77
												322	A	Cornell	65 <b>69</b>
LAST 12 Division I GAMES:															
				258	N	Seattle	66 <b>87</b>					289	A	Savannah St.	34 <b>60</b>
				91	A	Fla. Gulf Coast	44 <b>92</b>					138	A	Virginia Tech	54 <b>62</b>
				235	N	SIU Edwardsville	53 <b>62</b>					283	H	UNC Asheville	77 73
				289	H	Savannah St.	47 37					279	A	Winthrop	46 <b>54</b>
				142	A	Gardner-Webb	50 <b>68</b>					197	H	Cal St. Bakersfield	77 65
				197	A	Cal St. Bakersfield	70 <b>78</b>					14	A	Maryland	38 <b>84</b>

Non-Div I Games:

Longwood

■ Loss, 
 ■ Non-Conf, 
 ■ S Site, 
 ■ Home 
 ■ A Away 
 N Neutral



Average RPI Win:	168	WON-LOST	WINNING	LAST 10	STRENGTH OF	OPP. STRENGTH	TEAM	ADJ.	CONF.	ADJ CONF.
Average RPI Loss:	51	RECORD	PCT. RANK	GAMES	SCHEDULE	OF SCHEDULE	RPI	RPI	RPI	RPI
DIV. I ONLY	24- 7	26	8- 2	48	132	28	27	13	13	
DIV. I NON-CONF.	8- 5	105	0- 0	12	48	37	38	13	13	
TOTALS	RPI 1-25	RPI 26-50	W-L RECORDS	RPI 51-100	RPI 101-150	RPI 150+				
24- 7	0- 1	3- 3	OVERALL	3- 3	5- 0	13- 0				
13- 1	0- 0	1- 1	HOME	1- 0	3- 0	8- 0				
9- 4	0- 0	1- 1	AWAY	1- 3	2- 0	5- 0				
2- 2	0- 1	1- 1	NEUTRAL	1- 0	0- 0	0- 0				
8- 5	0- 1	1- 2	NON-CONFERENCE	1- 2	3- 0	3- 0				
5- 1	0- 0	0- 1	HOME	0- 0	2- 0	3- 0				
2- 3	0- 0	0- 1	AWAY	1- 2	1- 0	0- 0				
1- 1	0- 1	1- 0	NEUTRAL	0- 0	0- 0	0- 0				
16- 2	0- 0	2- 1	CONFERENCE	2- 1	2- 0	10- 0				
8- 0	0- 0	1- 0	HOME	1- 0	1- 0	5- 0				
7- 1	0- 0	1- 0	AWAY	0- 1	1- 0	5- 0				
1- 1	0- 0	0- 1	NEUTRAL	1- 0	0- 0	0- 0				

RPI 1-25			RPI 26-50			Team's RPI: 27	RPI 51-100			RPI 101+		
RPI	S	Opponent	Score	RPI	S	Opponent	Score	RPI	S	Opponent	Score	RPI
24	N	Marquette	75 83	26	H	Houston	66 70	51	A	Missouri St.	53 62	124
				35	N	Georgia	77 62	63	A	UALR	55 59	131
				47	A	Fresno St.	94 92	72	A	Tulane	78 72	145
				47	H	Fresno St.	90 84	97	A	Nevada	66 71	145
				47	N	Fresno St.	76 78	97	H	Nevada	67 43	150
				49	A	LSU	53 68	97	N	Nevada	66 59	163
												163
												179
												182
												187
												187
												190
												236
												236
												272
												272
												334
												334
LAST 12 Division I GAMES:												
				47	N	Fresno St.	76 78	334	H	San Jose St.	62 53	
				97	N	Nevada	66 59	236	H	Hawaii	76 50	
				163	H	Idaho	65 55	187	A	New Mexico St.	88 79	
				272	H	Boise St.	86 72	187	H	New Mexico St.	85 63	
				97	A	Nevada	66 71	47	H	Fresno St.	90 84	
				145	A	Utah St.	78 70	272	A	Boise St.	93 86	

Non-Div I Games:

Louisiana Tech

## Louisville

Through Games Of Sunday, March 13, 2011

Average RPI Win:	132	WON-LOST	WINNING	LAST 10	STRENGTH OF	OPP. STRENGTH	TEAM	ADJ.	CONF.	ADJ CONF.
Average RPI Loss:	32	RECORD	PCT. RANK	GAMES	SCHEDULE	OF SCHEDULE	RPI	RPI	RPI	RPI
DIV. I ONLY	20- 12	100	6- 4	20	21	38	36	3	3	
DIV. I NON-CONF.	9- 5	87	0- 0	21	61	38	37	2	2	
TOTALS	RPI 1-25	RPI 26-50	W-L RECORDS	RPI 51-100	RPI 101-150	RPI 150+				
20- 12	3- 7	3- 2	OVERALL	2- 2	4- 1	8- 0				
13- 2	3- 2	3- 0	HOME	1- 0	1- 0	5- 0				
5- 7	0- 4	0- 0	AWAY	0- 2	2- 1	3- 0				
2- 3	0- 1	0- 2	NEUTRAL	1- 0	1- 0	0- 0				
9- 5	1- 2	1- 2	NON-CONFERENCE	1- 1	1- 0	5- 0				
6- 1	1- 1	1- 0	HOME	0- 0	1- 0	3- 0				
2- 2	0- 1	0- 0	AWAY	0- 1	0- 0	2- 0				
1- 2	0- 0	0- 2	NEUTRAL	1- 0	0- 0	0- 0				
11- 7	2- 5	2- 0	CONFERENCE	1- 1	3- 1	3- 0				
7- 1	2- 1	2- 0	HOME	1- 0	0- 0	2- 0				
3- 5	0- 3	0- 0	AWAY	0- 1	2- 1	1- 0				
1- 1	0- 1	0- 0	NEUTRAL	0- 0	1- 0	0- 0				

RPI 1-25				RPI 26-50				Team's RPI: 36	RPI 51-100				RPI 101+			
RPI	S	Opponent	Score	RPI	S	Opponent	Score		RPI	S	Opponent	Score	RPI	S	Opponent	Score
1	A	Connecticut	55 78	26	N	Houston	80 92		54	A	Syracuse	45 53	111	A	Villanova	64 48
2	H	Tennessee	50 63	31	H	West Virginia	57 47		69	A	Old Dominion	65 69	111	N	Villanova	69 47
8	A	Xavier	59 71	32	H	St. John's (NY)	84 73		96	H	Pittsburgh	79 68	117	A	Providence	61 63
10	A	Notre Dame	60 80	46	H	Dayton	69 55		100	N	Nebraska	65 51	125	H	UT Martin	92 67
10	N	Notre Dame	53 63	50	N	Marist	68 74						133	A	South Fla.	66 55
11	H	DePaul	68 55										161	A	IPFW	100 79
13	H	Kentucky	78 52										166	A	Cincinnati	78 40
18	H	Georgetown	52 76										166	H	Cincinnati	83 47
23	H	Rutgers	56 45										189	H	Seton Hall	59 49
24	A	Marquette	65 76										218	A	Ohio	84 47
													264	H	Mississippi Val.	96 37
													305	H	Southeast Mo. St.	97 43
													329	H	Houston Baptist	100 34
LAST 12 Division I GAMES:																
		10 N Notre Dame	53 63			54 A Syracuse	45 53									
		111 N Villanova	69 47			31 H West Virginia	57 47									
		117 A Providence	61 63			111 A Villanova	64 48									
		189 H Seton Hall	59 49			18 H Georgetown	52 76									
		11 H DePaul	68 55			23 H Rutgers	56 45									
		133 A South Fla.	66 55			24 A Marquette	65 76									

Non-Div I Games:

Louisville

■ Loss, 
 ■ Non-Conf, 
 ■ S Site, 
 ■ H Home 
 ■ A Away 
 N Neutral

Average RPI Win:	238	WON-LOST	WINNING	LAST 10	STRENGTH OF	OPP. STRENGTH	TEAM	ADJ.	CONF.	ADJ CONF.
Average RPI Loss:	150	RECORD	PCT. RANK	GAMES	SCHEDULE	OF SCHEDULE	RPI	RPI	RPI	RPI
DIV. I ONLY	11- 19	242	2- 8	221	175	251	250	14	14	
DIV. I NON-CONF.	5- 5	165	0- 0	284	266	223	222	15	15	
TOTALS	RPI 1-25	RPI 26-50	W-L RECORDS	RPI 51-100	RPI 101-150	RPI 150+				
11- 19	0- 4	0- 0	OVERALL	0- 1	0- 3	11- 11				
7- 7	0- 2	0- 0	HOME	0- 0	0- 1	7- 4				
3- 12	0- 2	0- 0	AWAY	0- 1	0- 2	3- 7				
1- 0	0- 0	0- 0	NEUTRAL	0- 0	0- 0	1- 0				
5- 5	0- 1	0- 0	NON-CONFERENCE	0- 1	0- 1	5- 2				
3- 1	0- 1	0- 0	HOME	0- 0	0- 0	3- 0				
1- 4	0- 0	0- 0	AWAY	0- 1	0- 1	1- 2				
1- 0	0- 0	0- 0	NEUTRAL	0- 0	0- 0	1- 0				
6- 14	0- 3	0- 0	CONFERENCE	0- 0	0- 2	6- 9				
4- 6	0- 1	0- 0	HOME	0- 0	0- 1	4- 4				
2- 8	0- 2	0- 0	AWAY	0- 0	0- 1	2- 5				
0- 0	0- 0	0- 0	NEUTRAL	0- 0	0- 0	0- 0				

RPI 1-25				RPI 26-50				RPI 51-100				RPI 101+ Team's RPI: 250			
RPI	S	Opponent	Score	RPI	S	Opponent	Score	RPI	S	Opponent	Score	RPI	S	Opponent	Score
11	H	DePaul	48 80					94	A	Eastern Mich.	64 82	110	A	Colorado	34 65
22	A	Green Bay	51 72									126	A	Butler	53 69
22	A	Green Bay	41 89									126	H	Butler	60 64
22	H	Green Bay	43 69									153	A	Cleveland St.	58 73
												153	H	Cleveland St.	58 76
												160	A	Wright St.	76 77
												160	H	Wright St.	66 77
												164	A	Ill.-Chicago	62 47
												164	H	Ill.-Chicago	69 58
												172	A	Milwaukee	58 72
												172	H	Milwaukee	89 74
												174	A	Northern Ill.	59 70
												185	A	Detroit	88 77
												185	H	Detroit	62 71
												196	H	Chicago St.	71 61
												256	H	Western Mich.	67 62
												267	N	Eastern Wash.	74 67
												274	A	Valparaiso	68 72
												274	H	Valparaiso	58 65
												288	A	Youngstown St.	65 84
												288	H	Youngstown St.	49 47
												288	H	Youngstown St.	70 53
												299	H	Western Ill.	64 59
												317	A	Colgate	55 57
												338	A	Niagara	85 70
LAST 12 Division I GAMES:															
22	A	Green Bay	41 89	126	A	Butler	53 69								
288	H	Youngstown St.	49 47	274	A	Valparaiso	68 72								
288	A	Youngstown St.	65 84	22	H	Green Bay	43 69								
153	A	Cleveland St.	58 73	172	H	Milwaukee	89 74								
185	H	Detroit	62 71	164	A	Ill.-Chicago	62 47								
160	H	Wright St.	66 77	160	A	Wright St.	76 77								

Non-Div I Games: St. Xavier 84 58

Loyola (IL)

Loss, Non-Conf, S Site, H Home A Away N Neutral

Loyola Maryland

Through Games Of Sunday, March 13, 2011

Average RPI Win:	248	WON-LOST	WINNING	LAST 10	STRENGTH OF	OPP. STRENGTH	TEAM	ADJ.	CONF.	ADJ CONF.
Average RPI Loss:	132	RECORD	PCT. RANK	GAMES	SCHEDULE	OF SCHEDULE	RPI	RPI	RPI	RPI
DIV. I ONLY	20- 12	100	8- 2	194	249	131	137	23	23	
DIV. I NON-CONF.	3- 8	266	0- 0	194	149	254	256	23	23	
TOTALS	RPI 1-25	RPI 26-50	W-L RECORDS	RPI 51-100	RPI 101-150	RPI 150+				
20- 12	0- 1	0- 4	OVERALL	0- 1	1- 1	19- 5				
9- 5	0- 1	0- 1	HOME	0- 0	0- 0	9- 3				
9- 6	0- 0	0- 2	AWAY	0- 1	1- 1	8- 2				
2- 1	0- 0	0- 1	NEUTRAL	0- 0	0- 0	2- 0				
3- 8	0- 1	0- 1	NON-CONFERENCE	0- 1	1- 1	2- 4				
2- 3	0- 1	0- 0	HOME	0- 0	0- 0	2- 2				
1- 5	0- 0	0- 1	AWAY	0- 1	1- 1	0- 2				
0- 0	0- 0	0- 0	NEUTRAL	0- 0	0- 0	0- 0				
17- 4	0- 0	0- 3	CONFERENCE	0- 0	0- 0	17- 1				
7- 2	0- 0	0- 1	HOME	0- 0	0- 0	7- 1				
8- 1	0- 0	0- 1	AWAY	0- 0	0- 0	8- 0				
2- 1	0- 0	0- 1	NEUTRAL	0- 0	0- 0	2- 0				

RPI 1-25				RPI 26-50				RPI 51-100				RPI 101+ Team's RPI: 137			
RPI	S	Opponent	Score	RPI	S	Opponent	Score	RPI	S	Opponent	Score	RPI	S	Opponent	Score
14	H	Maryland	61 79	31	A	West Virginia	49 80	96	A	Pittsburgh	45 73	140	A	Navy	57 54
				50	A	Marist	52 62					148	A	UMBC	57 60
				50	H	Marist	43 59					173	A	Manhattan	78 61
				50	N	Marist	45 63					173	H	Manhattan	60 45
												173	N	Manhattan	50 47
												176	A	Howard	36 44
												201	H	La Salle	57 64
												213	A	Siena	60 53
												213	H	Siena	67 64
												227	H	Towson	51 59
												231	A	Fairfield	70 56
												231	H	Fairfield	54 52
												241	A	Iona	83 80
												241	H	Iona	57 46
												252	A	Army	52 60
												263	A	Canisius	71 65
												263	H	Canisius	57 49
												263	N	Canisius	68 53
												265	H	Bucknell	59 55
												286	H	Mt. St. Mary's	74 58
												291	A	St. Peter's	69 60
												291	H	St. Peter's	57 60
												316	A	Rider	68 59
												316	H	Rider	55 43
												338	A	Niagara	55 44
												338	H	Niagara	67 41
LAST 12 Division I GAMES:															
				50	N	Marist	45 63			231	A	Fairfield	70 56		
				173	N	Manhattan	50 47			338	H	Niagara	67 41		
				263	N	Canisius	68 53			213	H	Siena	67 64		
				291	H	St. Peter's	57 60			291	A	St. Peter's	69 60		
				241	A	Iona	83 80			316	H	Rider	55 43		
				173	H	Manhattan	60 45			263	A	Canisius	71 65		

Non-Div I Games:

Loyola Maryland

Loss, Non-Conf, S Site, H Home A Away N Neutral

Average RPI Win:	250	WON-LOST	WINNING	LAST 10	STRENGTH OF	OPP. STRENGTH	TEAM	ADJ.	CONF.	ADJ CONF.
Average RPI Loss:	136	RECORD	PCT. RANK	GAMES	SCHEDULE	OF SCHEDULE	RPI	RPI	RPI	RPI
DIV. I ONLY	11- 18	239	2- 8	156	192	222	223	15	15	
DIV. I NON-CONF.	6- 8	203	0- 0	189	231	198	199	16	16	
TOTALS	RPI 1-25	RPI 26-50	W-L RECORDS	RPI 51-100	RPI 101-150	RPI 150+				
11- 18	0- 2	0- 3	OVERALL	1- 2	0- 3	10- 8				
5- 7	0- 1	0- 2	HOME	0- 1	0- 1	5- 2				
6- 9	0- 0	0- 1	AWAY	1- 1	0- 2	5- 5				
0- 2	0- 1	0- 0	NEUTRAL	0- 0	0- 0	0- 1				
6- 8	0- 2	0- 1	NON-CONFERENCE	0- 1	0- 1	6- 3				
3- 2	0- 1	0- 1	HOME	0- 0	0- 0	3- 0				
3- 5	0- 0	0- 0	AWAY	0- 1	0- 1	3- 3				
0- 1	0- 1	0- 0	NEUTRAL	0- 0	0- 0	0- 0				
5- 10	0- 0	0- 2	CONFERENCE	1- 1	0- 2	4- 5				
2- 5	0- 0	0- 1	HOME	0- 1	0- 1	2- 2				
3- 4	0- 0	0- 1	AWAY	1- 0	0- 1	2- 2				
0- 1	0- 0	0- 0	NEUTRAL	0- 0	0- 0	0- 1				

RPI 1-25				RPI 26-50				RPI 51-100				RPI 101+ Team's RPI: 223			
RPI	S	Opponent	Score	RPI	S	Opponent	Score	RPI	S	Opponent	Score	RPI	S	Opponent	Score
9	H	UCLA	43 67	35	H	Georgia	44 76	63	A	UALR	33 54	107	A	Pepperdine	39 67
10	N	Notre Dame	47 91	42	A	Gonzaga	42 82	93	A	St. Mary's (CA)	65 53	107	H	Pepperdine	61 66
				42	H	Gonzaga	59 65	93	H	St. Mary's (CA)	51 58	132	A	Portland St.	39 65
												170	A	Cal Poly	77 58
												183	A	UC Irvine	39 60
												193	A	Portland	69 78
												193	H	Portland	78 70
												200	A	San Diego	70 53
												200	H	San Diego	72 77
												200	N	San Diego	43 73
												203	A	Idaho St.	55 63
												247	A	Santa Clara	73 77
												247	H	Santa Clara	49 56
												258	A	Seattle	61 52
												282	H	Cal St. Fullerton	77 76
												296	H	Stephen F. Austin	94 62
												300	H	Long Beach St.	74 43
												315	A	Cal St. Northridge	69 52
												324	A	San Francisco	83 57
												324	H	San Francisco	87 60
												330	A	Sacramento St.	69 70
LAST 12 Division I GAMES:															
				200	N	San Diego	43 73	93	H	St. Mary's (CA)	51 58				
				324	H	San Francisco	87 60	200	H	San Diego	72 77				
				247	H	Santa Clara	49 56	247	A	Santa Clara	73 77				
				107	A	Pepperdine	39 67	324	A	San Francisco	83 57				
				193	A	Portland	69 78	107	H	Pepperdine	61 66				
				42	A	Gonzaga	42 82	42	H	Gonzaga	59 65				

Non-Div I Games:

Loyola Marymount

■ Loss, 
 ■ Non-Conf, 
 ■ S Site, 
 ■ H Home 
 ■ A Away 
 N Neutral

Through Games Of Sunday, March 18, 1911									
Average RPI Win: 254	WON-LOST	WINNING	LAST 10	STRENGTH OF	OPP. STRENGTH	TEAM	ADJ.	CONF.	ADJ CONF.
Average RPI Loss: 213	RECORD	PCT. RANK	GAMES	SCHEDULE	OF SCHEDULE	RPI	RPI	RPI	RPI
DIV. I ONLY	4- 25	328	1- 9	284	330	335	335	30	30
DIV. I NON-CONF.	2- 10	313	0- 0	166	326	297	298	25	25
TOTALS	RPI 1-25	RPI 26-50	W-L RECORDS	RPI 51-100	RPI 101-150	RPI 150+			
4- 25	0- 0	0- 1	OVERALL	0- 1	1- 5	3- 18			
3- 10	0- 0	0- 0	HOME	0- 0	1- 3	2- 7			
1- 13	0- 0	0- 1	AWAY	0- 1	0- 2	1- 9			
0- 2	0- 0	0- 0	NEUTRAL	0- 0	0- 0	0- 2			
2- 10	0- 0	0- 1	NON-CONFERENCE	0- 1	0- 2	2- 6			
1- 4	0- 0	0- 0	HOME	0- 0	0- 2	1- 2			
1- 5	0- 0	0- 1	AWAY	0- 1	0- 0	1- 3			
0- 1	0- 0	0- 0	NEUTRAL	0- 0	0- 0	0- 1			
2- 15	0- 0	0- 0	CONFERENCE	0- 0	1- 3	1- 12			
2- 6	0- 0	0- 0	HOME	0- 0	1- 1	1- 5			
0- 8	0- 0	0- 0	AWAY	0- 0	0- 2	0- 6			
0- 1	0- 0	0- 0	NEUTRAL	0- 0	0- 0	0- 1			

[illegible]

Non-Div I Games:

Maine

■ Loss, ■ Non-Conf, S Site, H Home A Away N Neutral

RPI	S	Opponent	Score
-----	---	----------	-------

RPI	S	Opponent	Score
328	N	Stony Brook	55 76

Maine

Average RPI Win:	278	WON-LOST	WINNING	LAST 10	STRENGTH OF	OPP. STRENGTH	TEAM	ADJ.	CONF.	ADJ CONF.
Average RPI Loss:	136	RECORD	PCT. RANK	GAMES	SCHEDULE	OF SCHEDULE	RPI	RPI	RPI	RPI
DIV. I ONLY	22- 9	49	7- 3	331	265	169	173	23	23	
DIV. I NON-CONF.	8- 3	57	0- 0	336	301	199	201	23	23	
TOTALS	RPI 1-25	RPI 26-50	W-L RECORDS	RPI 51-100	RPI 101-150	RPI 150+				
22- 9	0- 0	0- 3	OVERALL	0- 0	0- 3	22- 3				
10- 5	0- 0	0- 1	HOME	0- 0	0- 1	10- 3				
11- 3	0- 0	0- 2	AWAY	0- 0	0- 1	11- 0				
1- 1	0- 0	0- 0	NEUTRAL	0- 0	0- 1	1- 0				
8- 3	0- 0	0- 1	NON-CONFERENCE	0- 0	0- 0	8- 2				
4- 2	0- 0	0- 0	HOME	0- 0	0- 0	4- 2				
4- 1	0- 0	0- 1	AWAY	0- 0	0- 0	4- 0				
0- 0	0- 0	0- 0	NEUTRAL	0- 0	0- 0	0- 0				
14- 6	0- 0	0- 2	CONFERENCE	0- 0	0- 3	14- 1				
6- 3	0- 0	0- 1	HOME	0- 0	0- 1	6- 1				
7- 2	0- 0	0- 1	AWAY	0- 0	0- 1	7- 0				
1- 1	0- 0	0- 0	NEUTRAL	0- 0	0- 1	1- 0				

RPI 1-25			RPI 26-50			RPI 51-100			RPI 101+ Team's RPI: 173		
RPI	S	Opponent	Score	RPI	S	Opponent	Score	RPI	S	Opponent	Score
				32	A	St. John's (NY)	51 77	137	A	Loyola Maryland	45 60
				50	A	Marist	42 60	137	H	Loyola Maryland	61 78
				50	H	Marist	52 75	137	N	Loyola Maryland	47 50
								213	A	Siena	48 45
								213	H	Siena	44 51
								221	A	Fordham	49 45
								226	H	Albany (NY)	48 49
								231	A	Fairfield	52 44
								231	H	Fairfield	53 44
								241	A	Iona	57 51
								241	H	Iona	63 47
								241	N	Iona	59 47
								242	H	Lafayette	50 53
								252	H	Army	56 42
								257	A	Md.-East. Shore	61 49
								263	A	Canisius	55 30
								263	H	Canisius	54 42
								287	H	New Hampshire	68 51
								291	A	St. Peter's	58 44
								291	H	St. Peter's	64 54
								303	H	Columbia	65 56
								316	A	Rider	71 43
								316	H	Rider	63 47
								322	A	Cornell	73 45
								323	H	NJIT	62 48
								338	A	Niagara	59 53
LAST 12 Division I GAMES:											
				137	N	Loyola Maryland	47 50	241	H	Iona	63 47
				241	N	Iona	59 47	291	H	St. Peter's	64 54
				241	A	Iona	57 51	263	H	Canisius	54 42
				231	H	Fairfield	53 44	213	A	Siena	48 45
				137	A	Loyola Maryland	45 60	338	A	Niagara	59 53
				50	A	Marist	42 60	263	A	Canisius	55 30

Non-Div I Games:

Manhattan

■ Loss, 
■ Non-Conf, 
■ S Site, 
■ Home 
■ A Away 
N Neutral



RPI	S	Opponent	Score
338	H	Niagara	71 32
341	A	St. Francis (NY)	63 34

M  
a  
n  
h  
a  
t  
t  
a  
n

M  
a  
n  
h  
a  
t  
t  
a  
n

Manhattan

Average RPI Win:	218	WON-LOST	WINNING	LAST 10	STRENGTH OF	OPP. STRENGTH	TEAM	ADJ.	CONF.	ADJ CONF.
Average RPI Loss:	53	RECORD	PCT. RANK	GAMES	SCHEDULE	OF SCHEDULE	RPI	RPI	RPI	RPI
DIV. I ONLY	30- 2	5	10- 0	258	196	48	50	23	23	
DIV. I NON-CONF.	9- 2	35	0- 0	141	57	46	44	23	23	
TOTALS	RPI 1-25	RPI 26-50	W-L RECORDS	RPI 51-100	RPI 101-150	RPI 150+				
30- 2	0- 0	2- 1	OVERALL	1- 1	5- 0	22- 0				
10- 1	0- 0	0- 0	HOME	0- 1	1- 0	9- 0				
12- 0	0- 0	0- 0	AWAY	0- 0	3- 0	9- 0				
8- 1	0- 0	2- 1	NEUTRAL	1- 0	1- 0	4- 0				
9- 2	0- 0	2- 1	NON-CONFERENCE	1- 1	2- 0	4- 0				
1- 1	0- 0	0- 0	HOME	0- 1	0- 0	1- 0				
3- 0	0- 0	0- 0	AWAY	0- 0	2- 0	1- 0				
5- 1	0- 0	2- 1	NEUTRAL	1- 0	0- 0	2- 0				
21- 0	0- 0	0- 0	CONFERENCE	0- 0	3- 0	18- 0				
9- 0	0- 0	0- 0	HOME	0- 0	1- 0	8- 0				
9- 0	0- 0	0- 0	AWAY	0- 0	1- 0	8- 0				
3- 0	0- 0	0- 0	NEUTRAL	0- 0	1- 0	2- 0				

RPI 1-25				RPI 26-50				Team's RPI: 50				RPI 51-100				RPI 101+			
RPI	S	Opponent	Score	RPI	S	Opponent	Score	RPI	S	Opponent	Score	RPI	S	Opponent	Score	RPI	S	Opponent	Score
				26	N	Houston	78 70	73	H	St. Bonaventure	40 45	111	A	Villanova	71 60				
				32	N	St. John's (NY)	50 64	100	N	Nebraska	65 60	137	A	Loyola Maryland	59 43				
				36	N	Louisville	74 68					137	H	Loyola Maryland	62 52				
												137	N	Loyola Maryland	63 45				
												147	A	Hartford	57 40				
												173	A	Manhattan	75 52				
												173	H	Manhattan	60 42				
												199	H	Boston U.	71 55				
												213	A	Siena	64 48				
												213	H	Siena	60 30				
												213	N	Siena	60 45				
												231	A	Fairfield	54 52				
												231	H	Fairfield	60 45				
												241	A	Iona	56 45				
												241	H	Iona	73 43				
												259	N	Grambling	82 61				
												263	A	Canisius	59 40				
												263	H	Canisius	72 60				
												291	A	St. Peter's	79 38				
												291	H	St. Peter's	76 34				
												291	N	St. Peter's	61 33				
												307	N	Dartmouth	77 46				
												311	A	Vermont	76 49				
												316	A	Rider	70 41				
												316	H	Rider	81 65				
												338	A	Niagara	95 48				
LAST 12 Division I GAMES:																			
				137	N	Loyola Maryland	63 45		173	H	Manhattan	60 42							
				213	N	Siena	60 45		263	H	Canisius	72 60							
				291	N	St. Peter's	61 33		241	A	Iona	56 45							
				231	H	Fairfield	60 45		231	A	Fairfield	54 52							
				213	A	Siena	64 48		338	H	Niagara	61 35							
				291	A	St. Peter's	79 38		213	H	Siena	60 30							

Non-Div I Games:

Marist

RPI	S	Opponent	Score
338	H	Niagara	61 35

M  
a  
r  
i  
s  
t

M  
a  
r  
i  
s  
t

Marist

Average RPI Win: 124		WON-LOST	WINNING	LAST 10	STRENGTH OF		OPP. STRENGTH	TEAM	ADJ.	CONF.	ADJ CONF.
Average RPI Loss: 46		RECORD	PCT. RANK	GAMES	SCHEDULE		OF SCHEDULE	RPI	RPI	RPI	RPI
DIV. I ONLY		23- 8	37	6- 4	55		28	27	24	3	3
DIV. I NON-CONF.		12- 1	12	0- 0	162		110	27	26	2	2
<hr/>											
TOTALS	RPI 1-25	RPI 26-50		W-L RECORDS		RPI 51-100	RPI 101-150		RPI 150+		
23- 8	3- 5	4- 0		OVERALL		5- 2	4- 0		7- 1		
13- 3	2- 2	3- 0		HOME		2- 1	1- 0		5- 0		
8- 4	1- 2	0- 0		AWAY		2- 1	3- 0		2- 1		
2- 1	0- 1	1- 0		NEUTRAL		1- 0	0- 0		0- 0		
12- 1	1- 0	1- 0		NON-CONFERENCE		3- 1	1- 0		6- 0		
8- 0	1- 0	0- 0		HOME		2- 0	0- 0		5- 0		
3- 1	0- 0	0- 0		AWAY		1- 1	1- 0		1- 0		
1- 0	0- 0	1- 0		NEUTRAL		0- 0	0- 0		0- 0		
11- 7	2- 5	3- 0		CONFERENCE		2- 1	3- 0		1- 1		
5- 3	1- 2	3- 0		HOME		0- 1	1- 0		0- 0		
5- 3	1- 2	0- 0		AWAY		1- 0	2- 0		1- 1		
1- 1	0- 1	0- 0		NEUTRAL		1- 0	0- 0		0- 0		

RPI	S	Opponent	Score	RPI	S	Opponent	Score	RPI	S	Opponent	Score	RPI	S	Opponent	Score
1	A	Connecticut	47 79	27	N	Louisiana Tech	83 75	53	H	Michigan	63 49	111	H	Villanova	62 57
10	H	Notre Dame	55 73	31	H	West Virginia	69 54	54	H	Syracuse	63 69	117	A	Providence	62 50
11	A	DePaul	56 64	32	H	St. John's (NY)	55 52	75	A	Wisconsin	66 52	133	A	South Fla.	61 55
11	H	DePaul	60 53	36	H	Louisville	76 65	76	A	Creighton	61 63	135	A	FIU	73 67
18	A	Georgetown	75 73					88	H	Monmouth	56 41	166	A	Cincinnati	62 65
22	H	Green Bay	63 60					96	A	Pittsburgh	74 70	167	H	Illinois	73 56
23	H	Rutgers	55 76					96	N	Pittsburgh	65 61	189	A	Seton Hall	66 58
23	N	Rutgers	62 68									241	H	Iona	64 50
												251	H	Alcorn St.	93 54
												283	H	UNC Asheville	75 46
												311	A	Vermont	68 19
												339	H	Ark.-Pine Bluff	88 46
LAST 12 Division I GAMES:															
23	N	Rutgers	62 68	189	A	Seton Hall	66 58								
96	N	Pittsburgh	65 61	11	A	DePaul	56 64								
166	A	Cincinnati	62 65	32	H	St. John's (NY)	55 52								
11	H	DePaul	60 53	111	H	Villanova	62 57								
117	A	Providence	62 50	96	A	Pittsburgh	74 70								
23	H	Rutgers	55 76	36	H	Louisville	76 65								

Non-Div I Games:

Marquette

## Marshall

Through Games Of Sunday, March 13, 2011

Average RPI Win: <b>197</b>	WON-LOST	WINNING	LAST 10	STRENGTH OF	OPP. STRENGTH	TEAM	ADJ.	CONF.	ADJ CONF.
Average RPI Loss: <b>126</b>	RECORD	PCT. RANK	GAMES	SCHEDULE	OF SCHEDULE	RPI	RPI	RPI	RPI
DIV. I ONLY	9- 21	269	4- 6	127	116	232	230	9	9
DIV. I NON-CONF.	4- 9	253	0- 0	156	209	227	226	9	9
TOTALS	RPI 1-25	RPI 26-50	W-L RECORDS	RPI 51-100	RPI 101-150	RPI 150+			
9- 21	0- 0	0- 2	OVERALL	0- 4	1- 6	8- 9			
6- 9	0- 0	0- 1	HOME	0- 2	1- 2	5- 4			
3- 9	0- 0	0- 0	AWAY	0- 1	0- 4	3- 4			
0- 3	0- 0	0- 1	NEUTRAL	0- 1	0- 0	0- 1			
4- 9	0- 0	0- 1	NON-CONFERENCE	0- 1	0- 1	4- 6			
3- 4	0- 0	0- 0	HOME	0- 0	0- 0	3- 4			
1- 3	0- 0	0- 0	AWAY	0- 0	0- 1	1- 2			
0- 2	0- 0	0- 1	NEUTRAL	0- 1	0- 0	0- 0			
5- 12	0- 0	0- 1	CONFERENCE	0- 3	1- 5	4- 3			
3- 5	0- 0	0- 1	HOME	0- 2	1- 2	2- 0			
2- 6	0- 0	0- 0	AWAY	0- 1	0- 3	2- 2			
0- 1	0- 0	0- 0	NEUTRAL	0- 0	0- 0	0- 1			

RPI S	Opponent	Score	RPI S	Opponent	Score	RPI S	Opponent	Score	RPI S	Opponent	Score	Team's RPI: 230
26	H Houston	54 <b>72</b>	57	N Appalachian St.	55 <b>64</b>	104	A Memphis	54 <b>74</b>				
31	N West Virginia	21 <b>78</b>	59	A UCF	40 <b>68</b>	104	H Memphis	44 <b>69</b>				
			59	H UCF	59 <b>71</b>	106	A Kent St.	55 <b>79</b>				
			72	H Tulane	38 <b>68</b>	115	A East Carolina	44 <b>48</b>				
						115	H East Carolina	43 <b>61</b>				
						116	A Rice	39 <b>52</b>				
						144	H UTEP	62 58				
						153	H Cleveland St.	71 67				
						158	H Elon	79 69				
						165	H Morehead St.	50 <b>61</b>				
						166	A Cincinnati	47 <b>57</b>				
						177	A UAB	46 <b>74</b>				
						177	H UAB	58 57				
						177	N UAB	45 <b>56</b>				
						178	A SMU	46 <b>62</b>				
						182	A Southern Miss.	57 48				
						182	H Southern Miss.	70 57				
						192	H N.C. A&T	53 <b>57</b>				
						195	H S.C. Upstate	73 <b>79</b>				
						208	A Miami (OH)	63 <b>89</b>				
						218	H Ohio	52 <b>54</b>				
						228	H George Washington	64 61				
						271	A Longwood	62 54				
						278	A Tulsa	53 46				
LAST 12 Division I GAMES:												
177	N UAB	45 <b>56</b>	59	H UCF	59 <b>71</b>							
182	H Southern Miss.	70 57	178	A SMU	46 <b>62</b>							
115	A East Carolina	44 <b>48</b>	182	A Southern Miss.	57 48							
26	H Houston	54 <b>72</b>	115	H East Carolina	43 <b>61</b>							
278	A Tulsa	53 46	177	A UAB	46 <b>74</b>							
177	H UAB	58 57	104	H Memphis	44 <b>69</b>							

Non-Div I Games:

Marshall

■ Loss, 
■ Non-Conf, 
■ S Site, 
■ H Home 
■ A Away 
N Neutral

Average RPI Win:	118	WON-LOST	WINNING	LAST 10	STRENGTH OF	OPP. STRENGTH	TEAM	ADJ.	CONF.	ADJ CONF.
Average RPI Loss:	28	RECORD	PCT. RANK	GAMES	SCHEDULE	OF SCHEDULE	RPI	RPI	RPI	RPI
DIV. I ONLY	23- 7	28	6- 4	22	29	15	14	2	2	
DIV. I NON-CONF.	14- 1	5	1- 0	80	72	15	15	5	5	
TOTALS	RPI 1-25	RPI 26-50	W-L RECORDS	RPI 51-100	RPI 101-150	RPI 150+				
23- 7	3- 5	2- 0	OVERALL	6- 2	7- 0	5- 0				
13- 2	2- 0	1- 0	HOME	3- 2	4- 0	3- 0				
9- 4	1- 4	1- 0	AWAY	3- 0	3- 0	1- 0				
1- 1	0- 1	0- 0	NEUTRAL	0- 0	0- 0	1- 0				
14- 1	0- 1	2- 0	NON-CONFERENCE	3- 0	4- 0	5- 0				
8- 0	0- 0	1- 0	HOME	2- 0	2- 0	3- 0				
5- 1	0- 1	1- 0	AWAY	1- 0	2- 0	1- 0				
1- 0	0- 0	0- 0	NEUTRAL	0- 0	0- 0	1- 0				
9- 6	3- 4	0- 0	CONFERENCE	3- 2	3- 0	0- 0				
5- 2	2- 0	0- 0	HOME	1- 2	2- 0	0- 0				
4- 3	1- 3	0- 0	AWAY	2- 0	1- 0	0- 0				
0- 1	0- 1	0- 0	NEUTRAL	0- 0	0- 0	0- 0				

RPI	S	Opponent	Score	RPI	S	Opponent	Score	RPI	S	Opponent	Score	RPI	S	Opponent	Score
3	A	Duke	64 71	32	H	St. John's (NY)	66 60	57	H	Appalachian St.	81 65	113	H	Wake Forest	75 44
3	H	Duke	69 47	48	A	Purdue	56 55	62	A	Virginia	77 75	115	A	East Carolina	76 60
12	A	Miami (FL)	75 83					62	H	Virginia	57 60	121	H	American	78 52
15	A	Florida St.	66 72					67	A	Boston College	78 69	137	A	Loyola Maryland	79 61
18	A	Georgetown	45 53					67	H	Boston College	69 78	138	H	Virginia Tech	61 48
19	A	Georgia Tech	56 53					68	A	St. Joseph's	74 60	139	A	Clemson	80 59
19	N	Georgia Tech	64 70					88	H	Monmouth	73 40	148	H	UMBC	71 45
21	H	North Carolina	88 65					99	H	North Carolina St.	88 59	201	H	La Salle	83 45
												227	H	Towson	72 47
												266	N	Massachusetts	82 50
												271	H	Longwood	84 38
												284	A	Delaware St.	79 49
LAST 12 Division I GAMES:															
19	N	Georgia Tech	64 70	12	A	Miami (FL)	75 83								
67	A	Boston College	78 69	99	H	North Carolina St.	88 59								
138	H	Virginia Tech	61 48	19	A	Georgia Tech	56 53								
15	A	Florida St.	66 72	271	H	Longwood	84 38								
3	H	Duke	69 47	113	H	Wake Forest	75 44								
62	H	Virginia	57 60	21	H	North Carolina	88 65								

Non-Div I Games:

Maryland

Massachusetts

Through Games Of Sunday, March 13, 2011

Average RPI Win:	272	WON-LOST	WINNING	LAST 10	STRENGTH OF	OPP. STRENGTH	TEAM	ADJ.	CONF.	ADJ CONF.
Average RPI Loss:	121	RECORD	PCT. RANK	GAMES	SCHEDULE	OF SCHEDULE	RPI	RPI	RPI	RPI
DIV. I ONLY	7- 23	308	1- 9	158	108	266	266	7	7	
DIV. I NON-CONF.	4- 11	274	0- 0	229	205	276	277	7	7	
TOTALS	RPI 1-25	RPI 26-50	W-L RECORDS	RPI 51-100	RPI 101-150	RPI 150+				
7- 23	0- 2	0- 3	OVERALL	0- 7	0- 2	7- 9				
6- 8	0- 1	0- 1	HOME	0- 3	0- 0	6- 3				
1- 12	0- 0	0- 1	AWAY	0- 3	0- 2	1- 6				
0- 3	0- 1	0- 1	NEUTRAL	0- 1	0- 0	0- 0				
4- 11	0- 1	0- 1	NON-CONFERENCE	0- 1	0- 2	4- 6				
4- 3	0- 0	0- 0	HOME	0- 1	0- 0	4- 2				
0- 6	0- 0	0- 0	AWAY	0- 0	0- 2	0- 4				
0- 2	0- 1	0- 1	NEUTRAL	0- 0	0- 0	0- 0				
3- 12	0- 1	0- 2	CONFERENCE	0- 6	0- 0	3- 3				
2- 5	0- 1	0- 1	HOME	0- 2	0- 0	2- 1				
1- 6	0- 0	0- 1	AWAY	0- 3	0- 0	1- 2				
0- 1	0- 0	0- 0	NEUTRAL	0- 1	0- 0	0- 0				

RPI S	Opponent	Score	RPI S	Opponent	Score	RPI S	Opponent	Score	RPI S	Opponent	Score	Team's RPI: 266
8	H Xavier	55 81	37	H Temple	48 76	52	H Duquesne	79 84	115	A East Carolina	83 97	
14	N Maryland	50 82	46	A Dayton	58 66	56	H Charlotte	53 80	117	A Providence	48 71	
			49	N LSU	51 63	56	N Charlotte	66 77	175	A Harvard	70 83	
						67	H Boston College	80 93	189	A Seton Hall	58 61	
						68	A St. Joseph's	68 72	199	A Boston U.	49 66	
						73	A St. Bonaventure	51 62	201	H La Salle	63 67	
						74	A Richmond	63 89	202	H Binghamton	52 58	
									208	H Miami (OH)	78 72	
									211	H George Mason	55 60	
									221	A Fordham	52 61	
									228	A George Washington	46 62	
									261	H Holy Cross	75 50	
									268	H St. Louis	77 53	
									276	H Wagner	72 69	
									285	H Brown	78 55	
									302	A Rhode Island	75 64	
									302	H Rhode Island	75 71	
									335	A Maine	62 66	
LAST 12 Division I GAMES:												
56	N Charlotte	66 77	56	H Charlotte	53 80							
201	H La Salle	63 67	52	H Duquesne	79 84							
221	A Fordham	52 61	73	A St. Bonaventure	51 62							
302	H Rhode Island	75 71	37	H Temple	48 76							
228	A George Washington	46 62	68	A St. Joseph's	68 72							
46	A Dayton	58 66	268	H St. Louis	77 53							

Non-Div I Games:

Massachusetts

Loss, Non-Conf, S Site, H Home A Away N Neutral

Average RPI Win:	249	WON-LOST	WINNING	LAST 10	STRENGTH OF	OPP. STRENGTH	TEAM	ADJ.	CONF.	ADJ CONF.
Average RPI Loss:	175	RECORD	PCT. RANK	GAMES	SCHEDULE	OF SCHEDULE	RPI	RPI	RPI	RPI
DIV. I ONLY	22- 6	24	10- 0	290	306	109	112	29	29	
DIV. I NON-CONF.	4- 5	200	0- 0	318	291	279	276	32	32	
TOTALS	RPI 1-25	RPI 26-50	W-L RECORDS	RPI 51-100	RPI 101-150	RPI 150+				
22- 6	0- 0	0- 0	OVERALL	2- 0	0- 2	20- 4				
10- 0	0- 0	0- 0	HOME	1- 0	0- 0	9- 0				
8- 6	0- 0	0- 0	AWAY	1- 0	0- 2	7- 4				
4- 0	0- 0	0- 0	NEUTRAL	0- 0	0- 0	4- 0				
4- 5	0- 0	0- 0	NON-CONFERENCE	0- 0	0- 2	4- 3				
2- 0	0- 0	0- 0	HOME	0- 0	0- 0	2- 0				
1- 5	0- 0	0- 0	AWAY	0- 0	0- 2	1- 3				
1- 0	0- 0	0- 0	NEUTRAL	0- 0	0- 0	1- 0				
18- 1	0- 0	0- 0	CONFERENCE	2- 0	0- 0	16- 1				
8- 0	0- 0	0- 0	HOME	1- 0	0- 0	7- 0				
7- 1	0- 0	0- 0	AWAY	1- 0	0- 0	6- 1				
3- 0	0- 0	0- 0	NEUTRAL	0- 0	0- 0	3- 0				

RPI S	Opponent	Score	RPI S	Opponent	Score	RPI S	Opponent	Score	RPI S	Opponent	Score	Team's RPI: 112
						84	A Lamar	57 53	104	A Memphis	34 62	
						84	H Lamar	70 69	105	A Alabama	53 69	
									157	A Long Island	56 71	
									182	A Southern Miss.	64 70	
									186	H La.-Monroe	60 41	
									188	A Central Ark.	73 74	
									188	H Central Ark.	65 59	
									188	N Central Ark.	71 50	
									198	H UTSA	72 43	
									198	N UTSA	66 50	
									224	A Northwestern St.	68 49	
									224	H Northwestern St.	73 63	
									253	A Sam Houston St.	71 66	
									273	A Southeastern La.	68 61	
									273	H Southeastern La.	74 50	
									273	N Southeastern La.	65 55	
									290	H Texas-Arlington	60 51	
									296	H Stephen F. Austin	68 66	
									297	A La.-Lafayette	65 52	
									301	A Nicholls St.	72 71	
									301	H Nicholls St.	75 58	
									312	A Norfolk St.	70 75	
									317	N Colgate	63 62	
									336	A Texas St.	82 66	
									342	H Centenary (LA)	88 52	
									343	A A&M-Corpus Christi	76 51	
LAST 12 Division I GAMES:												
			188	N Central Ark.	71 50	290	H Texas-Arlington	60 51				
			198	N UTSA	66 50	224	H Northwestern St.	73 63				
			273	N Southeastern La.	65 55	198	H UTSA	72 43				
			84	H Lamar	70 69	188	H Central Ark.	65 59				
			273	A Southeastern La.	68 61	296	H Stephen F. Austin	68 66				
			301	H Nicholls St.	75 58	253	A Sam Houston St.	71 66				

Non-Div I Games: Southern-N.O. 80 54 New Orleans 86 33 Southwest (NM) 88 40 Texas Col. 100 50  
McNeese St.

Loss, Non-Conf, S Site, H Home A Away N Neutral



Average RPI Win:	248	WON-LOST	WINNING	LAST 10	STRENGTH OF	OPP. STRENGTH	TEAM	ADJ.	CONF.	ADJ CONF.
Average RPI Loss:	199	RECORD	PCT. RANK	GAMES	SCHEDULE	OF SCHEDULE	RPI	RPI	RPI	RPI
DIV. I ONLY	12- 19	233	5- 5	229	325	256	257	25	25	
DIV. I NON-CONF.	3- 10	287	0- 0	179	325	274	273	26	26	
TOTALS	RPI 1-25	RPI 26-50	W-L RECORDS	RPI 51-100	RPI 101-150	RPI 150+				
12- 19	0- 0	0- 0	OVERALL	0- 3	1- 2	11- 14				
9- 5	0- 0	0- 0	HOME	0- 0	1- 1	8- 4				
1- 13	0- 0	0- 0	AWAY	0- 3	0- 1	1- 9				
2- 1	0- 0	0- 0	NEUTRAL	0- 0	0- 0	2- 1				
3- 10	0- 0	0- 0	NON-CONFERENCE	0- 2	1- 2	2- 6				
2- 4	0- 0	0- 0	HOME	0- 0	1- 1	1- 3				
1- 6	0- 0	0- 0	AWAY	0- 2	0- 1	1- 3				
0- 0	0- 0	0- 0	NEUTRAL	0- 0	0- 0	0- 0				
9- 9	0- 0	0- 0	CONFERENCE	0- 1	0- 0	9- 8				
7- 1	0- 0	0- 0	HOME	0- 0	0- 0	7- 1				
0- 7	0- 0	0- 0	AWAY	0- 1	0- 0	0- 6				
2- 1	0- 0	0- 0	NEUTRAL	0- 0	0- 0	2- 1				

RPI	S	Opponent	Score	RPI	S	Opponent	Score	RPI	S	Opponent	Score	RPI	S	Opponent	Score	Team's RPI: 257
54	A	Syracuse	50	73	113	A	Wake Forest	51	60	121	H	American	60	64		
56	A	Charlotte	36	74	148	H	UMBC	64	52	157	H	Long Island	58	56		
77	A	Hampton	29	47	173	H	Manhattan	49	61	176	A	Howard	33	35		
					176	H	Howard	53	50	192	H	N.C. A&T	68	80		
					217	A	Morgan St.	56	58	217	H	Morgan St.	64	56		
					217	N	Morgan St.	39	43	217	N	Morgan St.	39	43		
					220	A	Florida A&M	58	81	220	A	Florida A&M	58	81		
					220	H	Florida A&M	64	62	220	H	Florida A&M	64	62		
					227	H	Towson	50	61	227	H	Towson	50	61		
					240	A	Coppin St.	50	62	240	A	Coppin St.	50	62		
					240	H	Coppin St.	66	56	240	H	Coppin St.	66	56		
					263	A	Canisius	48	58	263	A	Canisius	48	58		
					284	A	Delaware St.	69	74	284	A	Delaware St.	69	74		
					284	H	Delaware St.	55	49	284	H	Delaware St.	55	49		
					284	N	Delaware St.	52	44	284	N	Delaware St.	52	44		
					286	A	Mt. St. Mary's	56	65	286	A	Mt. St. Mary's	56	65		
					289	A	Savannah St.	50	71	289	A	Savannah St.	50	71		
					289	H	Savannah St.	52	62	289	H	Savannah St.	52	62		
					293	A	South Carolina St.	62	73	293	A	South Carolina St.	62	73		
					309	H	Bethune-Cookman	69	52	309	H	Bethune-Cookman	69	52		
					309	N	Bethune-Cookman	63	54	309	N	Bethune-Cookman	63	54		
LAST 12 Division I GAMES:																
217	N	Morgan St.	39	43	240	A	Coppin St.	50	62	240	A	Coppin St.	50	62		
284	N	Delaware St.	52	44	220	A	Florida A&M	58	81	220	A	Florida A&M	58	81		
309	N	Bethune-Cookman	63	54	192	H	N.C. A&T	68	80	192	H	N.C. A&T	68	80		
284	H	Delaware St.	55	49	312	H	Norfolk St.	72	49	312	H	Norfolk St.	72	49		
176	H	Howard	53	50	77	A	Hampton	29	47	77	A	Hampton	29	47		
217	A	Morgan St.	56	58	176	A	Howard	33	35	176	A	Howard	33	35		

Non-Div I Games:

Md.-East. Shore

■ Loss, 
 ■ Non-Conf, 
 ■ S Site, 
 ■ Home 
 ■ A Away 
 N Neutral

Md.-East. Shore

RPI S Opponent Score

Through Games Of Sunday, March 13, 2011

RPI	S	Opponent	Score
312	H	Norfolk St.	72 49
325	A	N.C. Central	48 47
























































Md.-East. Shore

Md.-East. Shore

Memphis

Through Games Of Sunday, March 13, 2011

Average RPI Win:	184	WON-LOST	WINNING	LAST 10	STRENGTH OF	OPP. STRENGTH	TEAM	ADJ.	CONF.	ADJ CONF.
Average RPI Loss:	115	RECORD	PCT. RANK	GAMES	SCHEDULE	OF SCHEDULE	RPI	RPI	RPI	RPI
DIV. I ONLY	21- 12	90	4- 6	162	107	99	104	9	9	
DIV. I NON-CONF.	11- 3	42	0- 0	188	241	74	76	9	9	
TOTALS	RPI 1-25	RPI 26-50	W-L RECORDS	RPI 51-100	RPI 101-150	RPI 150+				
21- 12	0- 0	0- 1	OVERALL	2- 5	5- 2	14- 4				
12- 4	0- 0	0- 0	HOME	2- 1	3- 2	7- 1				
5- 7	0- 0	0- 1	AWAY	0- 3	1- 0	4- 3				
4- 1	0- 0	0- 0	NEUTRAL	0- 1	1- 0	3- 0				
11- 3	0- 0	0- 0	NON-CONFERENCE	1- 2	2- 0	8- 1				
7- 1	0- 0	0- 0	HOME	1- 1	2- 0	4- 0				
2- 2	0- 0	0- 0	AWAY	0- 1	0- 0	2- 1				
2- 0	0- 0	0- 0	NEUTRAL	0- 0	0- 0	2- 0				
10- 9	0- 0	0- 1	CONFERENCE	1- 3	3- 2	6- 3				
5- 3	0- 0	0- 0	HOME	1- 0	1- 2	3- 1				
3- 5	0- 0	0- 1	AWAY	0- 2	1- 0	2- 2				
2- 1	0- 0	0- 0	NEUTRAL	0- 1	1- 0	1- 0				

RPI 1-25	RPI 26-50	RPI 51-100	RPI 101+	Team's RPI: 104
RPI S Opponent Score	RPI S Opponent Score	RPI S Opponent Score	RPI S Opponent Score	
	26  Houston 68  81	59  UCF 52  70	112  McNeese St. 62 34	
		59  UCF 74 53	115  East Carolina 87 75	
		59 N UCF 63  81	115  East Carolina 83 70	
		63  UALR 64 47	116  Rice 58  71	
		71  Kansas 58  90	116 N Rice 63 52	
		72  Tulane 63  75	135  FIU 71 65	
		79  Missouri 40  67	144  UTEP 55  60	
			171  Indiana 80 71	
			177  UAB 58  65	
			177  UAB 45  59	
			178  SMU 73 63	
			182  Southern Miss. 51  66	
			182  Southern Miss. 78 58	
			182 N Southern Miss. 71 63	
			192  N.C. A&T 76 51	
			196  Chicago St. 50 49	
			218  Ohio 45  62	
			221 N Fordham 67 66	
			225 N North Dakota St. 58 55	
			230  Marshall 69 44	
			230  Marshall 74 54	
			259  Grambling 81 59	
			268  St. Louis 69 50	
			278  Tulsa 74 58	
			327  Jackson St. 83 64	
LAST 12 Division I GAMES:				
	59 N UCF 63  81	72  Tulane 63  75		
	116 N Rice 63 52	182  Southern Miss. 51  66		
	182 N Southern Miss. 71 63	116  Rice 58  71		
	59  UCF 52  70	278  Tulsa 74 58		
	177  UAB 45  59	115  East Carolina 83 70		
	178  SMU 73 63	182  Southern Miss. 78 58		

Non-Div I Games:

Memphis

 Loss,  Non-Conf, S Site,  Home  Away N Neutral

Average RPI Win: <b>260</b>	WON-LOST	WINNING	LAST 10	STRENGTH OF	OPP. STRENGTH	TEAM	ADJ.	CONF.	ADJ CONF.
Average RPI Loss: <b>193</b>	RECORD	PCT. RANK	GAMES	SCHEDULE	OF SCHEDULE	RPI	RPI	RPI	RPI
DIV. I ONLY	2- 27	338	1- 9	203	273	330	332	21	21
DIV. I NON-CONF.	0- 9	334	0- 0	186	220	331	331	24	24
TOTALS	RPI 1-25	RPI 26-50	W-L RECORDS	RPI 51-100	RPI 101-150	RPI 150+			
2- 27	0- 1	0- 1	OVERALL	0- 3	0- 3	2- 19			
1- 12	0- 0	0- 0	HOME	0- 1	0- 1	1- 10			
1- 13	0- 1	0- 1	AWAY	0- 2	0- 1	1- 8			
0- 2	0- 0	0- 0	NEUTRAL	0- 0	0- 1	0- 1			
0- 9	0- 1	0- 1	NON-CONFERENCE	0- 1	0- 1	0- 5			
0- 3	0- 0	0- 0	HOME	0- 0	0- 0	0- 3			
0- 4	0- 1	0- 1	AWAY	0- 1	0- 0	0- 1			
0- 2	0- 0	0- 0	NEUTRAL	0- 0	0- 1	0- 1			
2- 18	0- 0	0- 0	CONFERENCE	0- 2	0- 2	2- 14			
1- 9	0- 0	0- 0	HOME	0- 1	0- 1	1- 7			
1- 9	0- 0	0- 0	AWAY	0- 1	0- 1	1- 7			
0- 0	0- 0	0- 0	NEUTRAL	0- 0	0- 0	0- 0			

RPI 1-25				RPI 26-50				RPI 51-100				RPI 101+ Team's RPI: 332			
RPI	S	Opponent	Score	RPI	S	Opponent	Score	RPI	S	Opponent	Score	RPI	S	Opponent	Score
19	A	Georgia Tech	44 <b>101</b>	35	A	Georgia	45 <b>92</b>	91	A	Fla. Gulf Coast	52 <b>87</b>	102	A	East Tenn. St.	62 <b>100</b>
								91	H	Fla. Gulf Coast	45 <b>76</b>	102	H	East Tenn. St.	68 <b>83</b>
								92	A	Auburn	61 <b>79</b>	116	N	Rice	39 <b>65</b>
												191	A	Stetson	59 <b>67</b>
												191	H	Stetson	62 <b>71</b>
												195	A	S.C. Upstate	63 <b>74</b>
												195	H	S.C. Upstate	64 <b>70</b>
												212	A	Jacksonville	61 <b>64</b>
												212	H	Jacksonville	78 <b>80</b>
												229	H	Furman	47 <b>63</b>
												243	A	North Florida	49 <b>70</b>
												243	H	North Florida	54 <b>56</b>
												245	A	Ga. Southern	52 <b>71</b>
												248	H	Charleston So.	68 <b>71</b>
												249	A	Belmont	69 <b>56</b>
												249	H	Belmont	62 <b>67</b>
												260	A	Campbell	46 <b>68</b>
												260	H	Campbell	64 <b>77</b>
												269	N	Alabama A&M	59 <b>63</b>
												270	A	Kennesaw St.	56 <b>79</b>
												270	H	Kennesaw St.	82 <b>76</b>
												281	A	Lipscomb	57 <b>67</b>
												281	H	Lipscomb	67 <b>70</b>
												283	H	UNC Asheville	73 <b>76</b>
LAST 12 Division I GAMES:															
281	H	Lipscomb	67 <b>70</b>	270	H	Kennesaw St.	82 <b>76</b>	260	H	Campbell	64 <b>77</b>	102	A	East Tenn. St.	62 <b>100</b>
249	H	Belmont	62 <b>67</b>	195	A	S.C. Upstate	63 <b>74</b>	270	A	Kennesaw St.	56 <b>79</b>	212	A	Jacksonville	61 <b>64</b>
212	A	Jacksonville	61 <b>64</b>	212	H	Jacksonville	78 <b>80</b>								
243	A	North Florida	49 <b>70</b>												
191	H	Stetson	62 <b>71</b>												
91	H	Fla. Gulf Coast	45 <b>76</b>												

Non-Div I Games:

Mercer

■ Loss, 
 ■ Non-Conf, 
 ■ S Site, 
 ■ Home 
 ■ A Away 
 N Neutral

Average RPI Win: 136		WON-LOST	WINNING	LAST 10	STRENGTH OF		OPP. STRENGTH	TEAM	ADJ.	CONF.	ADJ CONF.
Average RPI Loss: 35		RECORD	PCT. RANK	GAMES	SCHEDULE		OF SCHEDULE	RPI	RPI	RPI	RPI
DIV. I ONLY		27- 4	11	8- 2	65		71	12	12	2	2
DIV. I NON-CONF.		14- 1	5	0- 0	226		226	51	52	5	5
<hr/>											
TOTALS	RPI 1-25	RPI 26-50		W-L RECORDS		RPI 51-100	RPI 101-150		RPI 150+		
27- 4	6- 3	0- 0		OVERALL		5- 1	5- 0		11- 0		
20- 0	4- 0	0- 0		HOME		2- 0	3- 0		11- 0		
6- 3	2- 2	0- 0		AWAY		2- 1	2- 0		0- 0		
1- 1	0- 1	0- 0		NEUTRAL		1- 0	0- 0		0- 0		
14- 1	1- 0	0- 0		NON-CONFERENCE		0- 1	2- 0		11- 0		
13- 0	1- 0	0- 0		HOME		0- 0	1- 0		11- 0		
1- 1	0- 0	0- 0		AWAY		0- 1	1- 0		0- 0		
0- 0	0- 0	0- 0		NEUTRAL		0- 0	0- 0		0- 0		
13- 3	5- 3	0- 0		CONFERENCE		5- 0	3- 0		0- 0		
7- 0	3- 0	0- 0		HOME		2- 0	2- 0		0- 0		
5- 2	2- 2	0- 0		AWAY		2- 0	1- 0		0- 0		
1- 1	0- 1	0- 0		NEUTRAL		1- 0	0- 0		0- 0		

RPI S	Opponent	Score	RPI S	Opponent	Score	RPI S	Opponent	Score	RPI S	Opponent	Score
3	A Duke	58 82				62	A Virginia	82 73	113	H Wake Forest	74 46
14	H Maryland	83 75				67	A Boston College	90 80	114	H UC Riverside	81 59
15	A Florida St.	59 66				67	H Boston College	65 53	138	A Virginia Tech	69 56
15	H Florida St.	84 68				99	H North Carolina St.	84 77	139	H Clemson	77 48
18	H Georgetown	81 72				99	N North Carolina St.	93 85	143	A Mississippi	82 46
19	A Georgia Tech	70 59				100	A Nebraska	85 99	177	H UAB	68 52
19	H Georgia Tech	84 74							190	H Southern U.	85 36
21	A North Carolina	78 66							197	H Cal St. Bakersfield	86 61
21	N North Carolina	57 83							206	H UNC Greensboro	78 60
LAST 12 Division I GAMES:											
21	N North Carolina	57 83	21	A North Carolina	78 66	177	H UAB	68 52	208	H Miami (OH)	96 64
99	N North Carolina St.	93 85	14	H Maryland	83 75	190	H Southern U.	85 36	217	H Morgan St.	74 47
19	A Georgia Tech	70 59	3	A Duke	58 82	197	H Cal St. Bakersfield	86 61	228	H George Washington	83 62
15	H Florida St.	84 68	19	H Georgia Tech	84 74	206	H UNC Greensboro	78 60	251	H Alcorn St.	94 32
113	H Wake Forest	74 46	99	H North Carolina St.	84 77	208	H Miami (OH)	96 64	270	H Kennesaw St.	93 39
67	A Boston College	90 80	15	A Florida St.	59 66	217	H Morgan St.	74 47	281	H Lipscomb	91 52
						228	H George Washington	83 62	306	H Fla. Atlantic	89 48

Non-Div I Games:

Miami (FL)

■ Loss, 
■ Non-Conf, 
S Site, 
■ Home 
■ Away 
N Neutral

Average RPI Win: 202		WON-LOST	WINNING	LAST 10	STRENGTH OF		OPP. STRENGTH	TEAM	ADJ.	CONF.	ADJ CONF.
Average RPI Loss: 129		RECORD	PCT. RANK	GAMES	SCHEDULE		OF SCHEDULE	RPI	RPI	RPI	RPI
DIV. I ONLY		11- 19	242	1- 9	118		149	208	208	12	12
DIV. I NON-CONF.		8- 5	105	0- 0	174		215	118	120	12	12
TOTALS		RPI 1-25	RPI 26-50		W-L RECORDS		RPI 51-100	RPI 101-150		RPI 150+	
11- 19	0- 2	0- 2		OVERALL		0- 5	0- 2		11- 8		
5- 8	0- 1	0- 1		HOME		0- 4	0- 1		5- 1		
6- 11	0- 1	0- 1		AWAY		0- 1	0- 1		6- 7		
0- 0	0- 0	0- 0		NEUTRAL		0- 0	0- 0		0- 0		
8- 5	0- 2	0- 0		NON-CONFERENCE		0- 1	0- 0		8- 2		
3- 2	0- 1	0- 0		HOME		0- 1	0- 0		3- 0		
5- 3	0- 1	0- 0		AWAY		0- 0	0- 0		5- 2		
0- 0	0- 0	0- 0		NEUTRAL		0- 0	0- 0		0- 0		
3- 14	0- 0	0- 2		CONFERENCE		0- 4	0- 2		3- 6		
2- 6	0- 0	0- 1		HOME		0- 3	0- 1		2- 1		
1- 8	0- 0	0- 1		AWAY		0- 1	0- 1		1- 5		
0- 0	0- 0	0- 0		NEUTRAL		0- 0	0- 0		0- 0		

RPI 1-25				RPI 26-50				RPI 51-100				RPI 101+				Team's RPI: 208	
RPI	S	Opponent	Score	RPI	S	Opponent	Score	RPI	S	Opponent	Score	RPI	S	Opponent	Score		
12	A	Miami (FL)	64 96	41	A	Bowling Green	52 90	52	H	Duquesne	65 91	106	A	Kent St.	62 76		
13	H	Kentucky	71 84	41	H	Bowling Green	61 73	60	H	Toledo	65 76	106	H	Kent St.	64 72		
								87	H	Central Mich.	84 100	160	A	Wright St.	62 57		
								94	A	Eastern Mich.	74 82	166	A	Cincinnati	65 56		
								94	H	Eastern Mich.	62 72	168	A	Buffalo	74 77		
												168	H	Buffalo	94 89		
												171	A	Indiana	67 61		
												174	A	Northern Ill.	64 71		
												180	A	Akron	68 63		
												180	H	Akron	77 64		
												191	H	Stetson	77 60		
												196	A	Chicago St.	84 94		
												197	H	Cal St. Bakersfield	101 92		
												218	A	Ohio	47 76		
												218	H	Ohio	56 69		
												230	H	Marshall	89 63		
												244	A	Ball St.	49 66		
												246	A	Northeastern	77 61		
												256	A	Western Mich.	64 83		
												266	A	Massachusetts	72 78		
												331	A	Eastern Ky.	76 59		
LAST 12 Division I GAMES:																	
				94	A	Eastern Mich.	74 82	256	A	Western Mich.	64 83						
				218	A	Ohio	47 76	60	H	Toledo	65 76						
				180	H	Akron	77 64	87	H	Central Mich.	84 100						
				168	A	Buffalo	74 77	94	H	Eastern Mich.	62 72						
				41	H	Bowling Green	61 73	244	A	Ball St.	49 66						
				106	H	Kent St.	64 72	174	A	Northern Ill.	64 71						

Non-Div I Games:

Miami (OH)

Loss, Non-Conf, S Site, H Home A Away N Neutral

Average RPI Win: 105		WON-LOST	WINNING	LAST 10	STRENGTH OF	OPP. STRENGTH	TEAM	ADJ.	CONF.	ADJ CONF.
Average RPI Loss: 64		RECORD	PCT. RANK	GAMES	SCHEDULE	OF SCHEDULE	RPI	RPI	RPI	RPI
DIV. I ONLY		17- 12	130	5- 5	35	10	55	53	5	5
DIV. I NON-CONF.		7- 5	123	0- 0	28	18	54	54	3	3
TOTALS	RPI 1-25	RPI 26-50		W-L RECORDS		RPI 51-100	RPI 101-150	RPI 150+		
17- 12	3- 5	1- 3		OVERALL		5- 0	2- 2	6- 2		
10- 5	1- 2	1- 1		HOME		3- 0	1- 1	4- 1		
6- 5	2- 2	0- 2		AWAY		2- 0	1- 1	1- 0		
1- 2	0- 1	0- 0		NEUTRAL		0- 0	0- 0	1- 1		
7- 5	0- 3	0- 1		NON-CONFERENCE		2- 0	2- 0	3- 1		
5- 2	0- 1	0- 0		HOME		2- 0	1- 0	2- 1		
1- 2	0- 1	0- 1		AWAY		0- 0	1- 0	0- 0		
1- 1	0- 1	0- 0		NEUTRAL		0- 0	0- 0	1- 0		
10- 7	3- 2	1- 2		CONFERENCE		3- 0	0- 2	3- 1		
5- 3	1- 1	1- 1		HOME		1- 0	0- 1	2- 0		
5- 3	2- 1	0- 1		AWAY		2- 0	0- 1	1- 0		
0- 1	0- 0	0- 0		NEUTRAL		0- 0	0- 0	0- 1		

RPI 1-25				
RPI	S	Opponent	Score	
6	N	Texas A&M	49	67
7	A	Ohio St.	69	66
7	H	Ohio St.	64	51
8	H	Xavier	76	85
16	A	Michigan St.	56	69
16	H	Michigan St.	56	63
17	A	Iowa	60	53
24	A	Marquette	49	63

RPI 26-50				
RPI	S	Opponent	Score	
29	H	Penn St.	63	81
33	A	Iowa St.	47	60
48	A	Purdue	64	65
48	H	Purdue	57	45

RPI 51-100					Team's RPI: 53	
RPI	S	Opponent	Score			
58	A	Northwestern	76	67		
67	H	Boston College	68	55		
71	H	Kansas	75	67		
75	A	Wisconsin	68	66		
75	H	Wisconsin	75	59		

RPI 101+						
RPI	S	Opponent	Score			
113	H	Wake Forest	91	58		
120	A	Minnesota	50	60		
120	H	Minnesota	78	82		
129	A	Indiana St.	63	58		
167	A	Illinois	58	55		
167	H	Illinois	69	59		
167	N	Illinois	47	55		
168	N	Buffalo	69	49		
171	H	Indiana	88	76		
185	H	Detroit	48	67		
187	H	New Mexico St.	68	54		
251	H	Alcorn St.	88	43		

LAST 12 Division I GAMES:									
167	N	Illinois	47	55	167	H	Illinois	69	59
167	A	Illinois	58	55	29	H	Penn St.	63	81
120	H	Minnesota	78	82	120	A	Minnesota	50	60
75	A	Wisconsin	68	66	7	A	Ohio St.	69	66
171	H	Indiana	88	76	48	H	Purdue	57	45
16	A	Michigan St.	56	69	58	A	Northwestern	76	67

Non-Div I Games:

Michigan

Loss, Non-Conf, S Site, H Home A Away N Neutral

Through Games of Sunday, March 18, 2012									
Average RPI Win: 121	WON-LOST	WINNING	LAST 10	STRENGTH OF	OPP. STRENGTH	TEAM	ADJ.	CONF.	ADJ CONF.
Average RPI Loss: 8	RECORD	PCT. RANK	GAMES	SCHEDULE	OF SCHEDULE	RPI	RPI	RPI	RPI
DIV. I ONLY	26- 5	17	8- 2	69	7	16	16	5	5
DIV. I NON-CONF.	12- 1	12	0- 0	125	30	19	18	3	3
-----									
TOTALS	RPI 1-25	RPI 26-50	W-L RECORDS	RPI 51-100	RPI 101-150	RPI 150+			
26- 5	2- 5	4- 0	OVERALL	7- 0	3- 0	10- 0			
15- 1	1- 1	3- 0	HOME	3- 0	1- 0	7- 0			
8- 3	1- 3	1- 0	AWAY	2- 0	1- 0	3- 0			
3- 1	0- 1	0- 0	NEUTRAL	2- 0	1- 0	0- 0			
12- 1	1- 1	2- 0	NON-CONFERENCE	1- 0	1- 0	7- 0			
8- 0	0- 0	2- 0	HOME	0- 0	0- 0	6- 0			
2- 1	1- 1	0- 0	AWAY	0- 0	0- 0	1- 0			
2- 0	0- 0	0- 0	NEUTRAL	1- 0	1- 0	0- 0			
14- 4	1- 4	2- 0	CONFERENCE	6- 0	2- 0	3- 0			
7- 1	1- 1	1- 0	HOME	3- 0	1- 0	1- 0			
6- 2	0- 2	1- 0	AWAY	2- 0	1- 0	2- 0			
1- 1	0- 1	0- 0	NEUTRAL	1- 0	0- 0	0- 0			

RPI	S	Opponent	Score	RPI	S	Opponent	Score	RPI	S	Opponent	Score	RPI	S	Opponent	Score
4	A	Baylor	52 78	29	A	Penn St.	60 49	53	A	Michigan	63 56	120	A	Minnesota	65 51
7	A	Ohio St.	53 67	38	H	Texas	71 57	53	H	Michigan	69 56	120	H	Minnesota	66 54
7	H	Ohio St.	53 54	46	H	Dayton	74 62	58	H	Northwestern	74 60	131	N	Western Ky.	59 51
7	N	Ohio St.	57 72	48	H	Purdue	76 57	58	N	Northwestern	56 25	161	H	IPFW	90 62
15	A	Florida St.	72 64					74	N	Richmond	76 52	167	A	Illinois	69 56
17	A	Iowa	64 66					75	A	Wisconsin	73 70	167	H	Illinois	70 57
17	H	Iowa	63 60					75	H	Wisconsin	62 43	171	A	Indiana	69 55
												172	H	Milwaukee	55 48
												185	H	Detroit	82 42
												241	H	Iona	85 51
												256	A	Western Mich.	62 50
												307	H	Dartmouth	88 33
												311	H	Vermont	67 33
LAST 12 Division I GAMES:															
		7 N Ohio St.	57 72			53 H Michigan	69 56								
		58 N Northwestern	56 25			29 A Penn St.	60 49								
		120 A Minnesota	65 51			48 H Purdue	76 57								
		7 H Ohio St.	53 54			75 A Wisconsin	73 70								
		167 A Illinois	69 56			17 A Iowa	64 66								
		58 H Northwestern	74 60			120 H Minnesota	66 54								

Non-Div I Games:

Michigan St.

■ Loss, 
 ■ Non-Conf, S Site, 
 ■ Home 
 ■ Away 
 N Neutral



## Middle Tenn.

Through Games Of Sunday, March 13, 2011

Average RPI Win:	174	WON-LOST	WINNING	LAST 10	STRENGTH OF	OPP. STRENGTH	TEAM	ADJ.	CONF.	ADJ CONF.
Average RPI Loss:	69	RECORD	PCT. RANK	GAMES	SCHEDULE	OF SCHEDULE	RPI	RPI	RPI	RPI
DIV. I ONLY	23- 7	28	7- 3	85	106	44	45	17	17	
DIV. I NON-CONF.	9- 4	74	0- 0	5	14	12	12	14	14	
TOTALS	RPI 1-25	RPI 26-50	W-L RECORDS	RPI 51-100	RPI 101-150	RPI 150+				
23- 7	1- 3	1- 0	OVERALL	2- 2	8- 1	11- 1				
12- 1	1- 1	0- 0	HOME	0- 0	6- 0	5- 0				
9- 5	0- 2	0- 0	AWAY	1- 2	2- 1	6- 0				
2- 1	0- 0	1- 0	NEUTRAL	1- 0	0- 0	0- 1				
9- 4	1- 3	1- 0	NON-CONFERENCE	2- 1	4- 0	1- 0				
4- 1	1- 1	0- 0	HOME	0- 0	3- 0	0- 0				
3- 3	0- 2	0- 0	AWAY	1- 1	1- 0	1- 0				
2- 0	0- 0	1- 0	NEUTRAL	1- 0	0- 0	0- 0				
14- 3	0- 0	0- 0	CONFERENCE	0- 1	4- 1	10- 1				
8- 0	0- 0	0- 0	HOME	0- 0	3- 0	5- 0				
6- 2	0- 0	0- 0	AWAY	0- 1	1- 1	5- 0				
0- 1	0- 0	0- 0	NEUTRAL	0- 0	0- 0	0- 1				

RPI 1-25				RPI 26-50				Team's RPI: 45				RPI 51-100				RPI 101+			
RPI	S	Opponent	Score	RPI	S	Opponent	Score	RPI	S	Opponent	Score	RPI	S	Opponent	Score	RPI	S	Opponent	Score
8	H	Xavier	52 65	39	N	Kansas St.	63 49	59	A	UCF	77 73	102	H	East Tenn. St.	87 71				
13	A	Kentucky	72 81					63	A	UALR	61 69	103	A	Tennessee Tech	71 58				
19	A	Georgia Tech	48 68					64	A	Arkansas	50 77	118	H	South Dakota St.	70 51				
25	H	James Madison	81 75					73	N	St. Bonaventure	58 53	127	H	Denver	71 68				
												131	A	Western Ky.	72 66				
												131	H	Western Ky.	64 56				
												133	H	South Fla.	71 59				
												135	A	FIU	59 62				
												135	H	FIU	66 52				
												179	A	Arkansas St.	57 52				
												179	N	Arkansas St.	62 77				
												186	H	La.-Monroe	87 58				
												194	A	South Ala.	67 59				
												194	H	South Ala.	71 48				
												232	A	Austin Peay	74 60				
												297	A	La.-Lafayette	84 62				
												306	A	Fla. Atlantic	85 53				
												306	H	Fla. Atlantic	83 52				
												308	A	Troy	80 61				
												308	H	Troy	103 52				
												321	H	North Texas	83 63				
LAST 12 Division I GAMES:																			
179	N	Arkansas St.	62 77	194	H	South Ala.	71 48												
131	H	Western Ky.	64 56	186	H	La.-Monroe	87 58												
63	A	UALR	61 69	135	A	FIU	59 62												
308	A	Troy	80 61	306	A	Fla. Atlantic	85 53												
135	H	FIU	66 52	127	H	Denver	71 68												
131	A	Western Ky.	72 66	308	H	Troy	103 52												

Non-Div I Games:

Middle Tenn.

■ Loss, 
■ Non-Conf, 
■ S Site, 
■ Home 
■ A Away 
N Neutral

Average RPI Win:	226	WON-LOST	WINNING	LAST 10	STRENGTH OF	OPP. STRENGTH	TEAM	ADJ.	CONF.	ADJ CONF.
Average RPI Loss:	110	RECORD	PCT. RANK	GAMES	SCHEDULE	OF SCHEDULE	RPI	RPI	RPI	RPI
DIV. I ONLY	12- 18	223	5- 5	87	165	175	172	14	14	
DIV. I NON-CONF.	3- 8	266	0- 0	31	111	161	157	15	15	
TOTALS	RPI 1-25	RPI 26-50	W-L RECORDS	RPI 51-100	RPI 101-150	RPI 150+				
12- 18	0- 4	0- 1	OVERALL	0- 3	1- 2	11- 8				
7- 6	0- 2	0- 1	HOME	0- 0	1- 0	6- 3				
4- 12	0- 2	0- 0	AWAY	0- 3	0- 2	4- 5				
1- 0	0- 0	0- 0	NEUTRAL	0- 0	0- 0	1- 0				
3- 8	0- 2	0- 1	NON-CONFERENCE	0- 3	0- 1	3- 1				
1- 3	0- 1	0- 1	HOME	0- 0	0- 0	1- 1				
1- 5	0- 1	0- 0	AWAY	0- 3	0- 1	1- 0				
1- 0	0- 0	0- 0	NEUTRAL	0- 0	0- 0	1- 0				
9- 10	0- 2	0- 0	CONFERENCE	0- 0	1- 1	8- 7				
6- 3	0- 1	0- 0	HOME	0- 0	1- 0	5- 2				
3- 7	0- 1	0- 0	AWAY	0- 0	0- 1	3- 5				
0- 0	0- 0	0- 0	NEUTRAL	0- 0	0- 0	0- 0				

RPI 1-25				RPI 26-50				RPI 51-100				RPI 101+ Team's RPI: 172			
RPI	S	Opponent	Score	RPI	S	Opponent	Score	RPI	S	Opponent	Score	RPI	S	Opponent	Score
16	A	Michigan St.	48 55	34	H	UNI	58 72	60	A	Toledo	59 63	120	A	Minnesota	53 76
20	H	Oklahoma	59 76					75	A	Wisconsin	53 68	126	A	Butler	64 72
22	A	Green Bay	39 87					85	A	Illinois St.	69 76	126	H	Butler	73 66
22	H	Green Bay	59 77									153	A	Cleveland St.	60 77
												153	H	Cleveland St.	73 64
												160	A	Wright St.	69 86
												160	A	Wright St.	58 63
												160	H	Wright St.	73 77
												164	A	Ill.-Chicago	65 77
												164	H	Ill.-Chicago	85 78
												169	H	Bradley	70 72
												185	A	Detroit	65 55
												185	H	Detroit	76 90
												196	A	Chicago St.	82 69
												209	N	South Dakota	58 53
												250	A	Loyola (IL)	74 89
												250	H	Loyola (IL)	72 58
												274	A	Valparaiso	73 61
												274	H	Valparaiso	70 69
												288	A	Youngstown St.	65 57
												288	H	Youngstown St.	81 66
												299	H	Western Ill.	70 55
LAST 12 Division I GAMES:															
160	A	Wright St.	58 63	164	A	Ill.-Chicago	65 77								
160	A	Wright St.	69 86	250	A	Loyola (IL)	74 89								
185	A	Detroit	65 55	153	H	Cleveland St.	73 64								
274	H	Valparaiso	70 69	288	H	Youngstown St.	81 66								
126	H	Butler	73 66	126	A	Butler	64 72								
22	H	Green Bay	59 77	274	A	Valparaiso	73 61								

Non-Div I Games:

Milwaukee

■ Loss, 
 ■ Non-Conf, 
 ■ S Site, 
 ■ Home 
 ■ A Away 
 N Neutral

Average RPI Win:	136	WON-LOST	WINNING	LAST 10	STRENGTH OF	OPP. STRENGTH	TEAM	ADJ.	CONF.	ADJ CONF.
Average RPI Loss:	69	RECORD	PCT. RANK	GAMES	SCHEDULE	OF SCHEDULE	RPI	RPI	RPI	RPI
DIV. I ONLY	12- 18	223	4- 6	45	49	120	120	5	5	
DIV. I NON-CONF.	8- 5	105	0- 0	73	82	81	81	3	3	
TOTALS	RPI 1-25	RPI 26-50	W-L RECORDS	RPI 51-100	RPI 101-150	RPI 150+				
12- 18	0- 7	0- 3	OVERALL	5- 4	1- 0	6- 4				
9- 8	0- 4	0- 2	HOME	3- 1	1- 0	5- 1				
2- 8	0- 3	0- 1	AWAY	1- 2	0- 0	1- 2				
1- 2	0- 0	0- 0	NEUTRAL	1- 1	0- 0	0- 1				
8- 5	0- 2	0- 1	NON-CONFERENCE	2- 0	1- 0	5- 2				
7- 2	0- 1	0- 1	HOME	1- 0	1- 0	5- 0				
0- 2	0- 1	0- 0	AWAY	0- 0	0- 0	0- 1				
1- 1	0- 0	0- 0	NEUTRAL	1- 0	0- 0	0- 1				
4- 13	0- 5	0- 2	CONFERENCE	3- 4	0- 0	1- 2				
2- 6	0- 3	0- 1	HOME	2- 1	0- 0	0- 1				
2- 6	0- 2	0- 1	AWAY	1- 2	0- 0	1- 1				
0- 1	0- 0	0- 0	NEUTRAL	0- 1	0- 0	0- 0				

RPI S	Opponent	Score	RPI S	Opponent	Score	RPI S	Opponent	Score	RPI S	Opponent	Score	Team's RPI: 120
4	A Baylor	56 103	29	A Penn St.	54 58	53	A Michigan	82 78	138	H Virginia Tech	63 58	
7	H Ohio St.	76 83	46	H Dayton	81 97	53	H Michigan	60 50	151	N San Diego St.	59 61	
16	A Michigan St.	54 66	48	H Purdue	50 60	58	A Northwestern	55 62	167	A Illinois	50 64	
16	H Michigan St.	51 65				58	H Northwestern	63 58	170	H Cal Poly	66 52	
17	A Iowa	62 64				58	N Northwestern	44 53	171	A Indiana	65 59	
17	H Iowa	57 63				75	A Wisconsin	42 47	171	H Indiana	79 80	
22	H Green Bay	75 79				75	H Wisconsin	63 71	172	H Milwaukee	76 53	
						96	H Pittsburgh	73 63	174	H Northern Ill.	79 58	
						99	N North Carolina St.	71 67	190	H Southern U.	63 48	
									262	H Northern Ariz.	82 74	
									269	A Alabama A&M	68 75	
LAST 12 Division I GAMES:												
58	N Northwestern	44 53	17	A Iowa	62 64							
16	H Michigan St.	51 65	171	A Indiana	65 59							
53	A Michigan	82 78	53	H Michigan	60 50							
58	A Northwestern	55 62	58	H Northwestern	63 58							
48	H Purdue	50 60	16	A Michigan St.	54 66							
7	H Ohio St.	76 83	75	H Wisconsin	63 71							

Non-Div I Games:

Minnesota

■ Loss, 
■ Non-Conf, 
■ S Site, 
■ H Home 
■ A Away 
N Neutral

## Mississippi

Through Games Of Sunday, March 13, 2011

Average RPI Win:	176	WON-LOST	WINNING	LAST 10	STRENGTH OF	OPP. STRENGTH	TEAM	ADJ.	CONF.	ADJ CONF.
Average RPI Loss:	73	RECORD	PCT. RANK	GAMES	SCHEDULE	OF SCHEDULE	RPI	RPI	RPI	RPI
DIV. I ONLY	10- 19	257	1- 9	42	70	145	143	4	4	
DIV. I NON-CONF.	7- 5	123	0- 0	132	288	124	127	4	4	
TOTALS	RPI 1-25	RPI 26-50	W-L RECORDS	RPI 51-100	RPI 101-150	RPI 150+				
10- 19	0- 4	3- 4	OVERALL	1- 6	0- 3	6- 2				
6- 9	0- 3	1- 2	HOME	0- 3	0- 1	5- 0				
2- 9	0- 1	1- 2	AWAY	1- 2	0- 2	0- 2				
2- 1	0- 0	1- 0	NEUTRAL	0- 1	0- 0	1- 0				
7- 5	0- 1	1- 0	NON-CONFERENCE	0- 2	0- 0	6- 2				
5- 2	0- 1	0- 0	HOME	0- 1	0- 0	5- 0				
0- 3	0- 0	0- 0	AWAY	0- 1	0- 0	0- 2				
2- 0	0- 0	1- 0	NEUTRAL	0- 0	0- 0	1- 0				
3- 14	0- 3	2- 4	CONFERENCE	1- 4	0- 3	0- 0				
1- 7	0- 2	1- 2	HOME	0- 2	0- 1	0- 0				
2- 6	0- 1	1- 2	AWAY	1- 1	0- 2	0- 0				
0- 1	0- 0	0- 0	NEUTRAL	0- 1	0- 0	0- 0				

RPI	S	Opponent	Score	RPI	S	Opponent	Score	RPI	S	Opponent	Score	RPI	S	Opponent	Score	Team's RPI: 143
2	A	Tennessee	46 86	30	A	Vanderbilt	42 71	55	H	South Carolina	58 63	105	A	Alabama	52 61	
2	H	Tennessee	39 66	30	H	Vanderbilt	72 67	55	N	South Carolina	50 62	124	A	Mississippi St.	55 65	
12	H	Miami (FL)	46 82	35	H	Georgia	56 61	64	A	Arkansas	69 65	124	H	Mississippi St.	43 59	
13	H	Kentucky	68 74	42	N	Gonzaga	53 52	64	H	Arizona	70 72	167	N	Illinois	70 61	
				43	A	Florida	61 59	64	H	Arkansas	53 56	194	A	South Ala.	60 67	
				49	A	LSU	43 78	87	A	Central Mich.	66 82	236	A	Hawaii	57 64	
				49	H	LSU	38 76	92	A	Auburn	73 85	253	H	Sam Houston St.	69 60	
												264	H	Mississippi Val.	68 57	
												273	H	Southeastern La.	85 51	
												301	H	Nicholls St.	64 60	
												327	H	Jackson St.	69 64	
LAST 12 Division I GAMES:																
55	N	South Carolina	50 62	124	H	Mississippi St.	43 59									
124	A	Mississippi St.	55 65	49	H	LSU	38 76									
2	H	Tennessee	39 66	43	A	Florida	61 59									
105	A	Alabama	52 61	30	A	Vanderbilt	42 71									
64	H	Arkansas	53 56	13	H	Kentucky	68 74									
35	H	Georgia	56 61	64	A	Arkansas	69 65									

Non-Div I Games:

Mississippi

■ Loss, 
■ Non-Conf, 
■ S Site, 
■ H Home 
■ A Away 
N Neutral

Average RPI Win:	182	WON-LOST	WINNING	LAST 10	STRENGTH OF	OPP. STRENGTH	TEAM	ADJ.	CONF.	ADJ CONF.
Average RPI Loss:	47	RECORD	PCT. RANK	GAMES	SCHEDULE	OF SCHEDULE	RPI	RPI	RPI	RPI
DIV. I ONLY	13- 17	203	5- 5	70	58	123	124	4	4	
DIV. I NON-CONF.	8- 4	80	0- 0	127	212	93	95	4	4	
TOTALS	RPI 1-25	RPI 26-50	W-L RECORDS	RPI 51-100	RPI 101-150	RPI 150+				
13- 17	0- 3	0- 8	OVERALL	2- 5	4- 1	7- 0				
6- 8	0- 0	0- 4	HOME	0- 3	2- 1	4- 0				
5- 8	0- 3	0- 3	AWAY	1- 2	2- 0	2- 0				
2- 1	0- 0	0- 1	NEUTRAL	1- 0	0- 0	1- 0				
8- 4	0- 1	0- 1	NON-CONFERENCE	0- 2	1- 0	7- 0				
5- 1	0- 0	0- 1	HOME	0- 0	1- 0	4- 0				
2- 3	0- 1	0- 0	AWAY	0- 2	0- 0	2- 0				
1- 0	0- 0	0- 0	NEUTRAL	0- 0	0- 0	1- 0				
5- 13	0- 2	0- 7	CONFERENCE	2- 3	3- 1	0- 0				
1- 7	0- 0	0- 3	HOME	0- 3	1- 1	0- 0				
3- 5	0- 2	0- 3	AWAY	1- 0	2- 0	0- 0				
1- 1	0- 0	0- 1	NEUTRAL	1- 0	0- 0	0- 0				

RPI 1-25				RPI 26-50				RPI 51-100				RPI 101+ Team's RPI: 124			
RPI	S	Opponent	Score	RPI	S	Opponent	Score	RPI	S	Opponent	Score	RPI	S	Opponent	Score
2	A	Tennessee	55 81	27	H	Louisiana Tech	61 69	55	H	South Carolina	53 60	105	A	Alabama	68 55
8	A	Xavier	36 61	30	A	Vanderbilt	44 65	64	H	Arkansas	56 61	105	H	Alabama	61 66
13	A	Kentucky	60 72	30	H	Vanderbilt	62 74	72	A	Tulane	42 62	123	H	Utah	61 52
				30	N	Vanderbilt	55 69	92	A	Auburn	57 45	143	A	Mississippi	59 43
				35	A	Georgia	58 78	92	H	Auburn	41 45	143	H	Mississippi	65 55
				43	A	Florida	63 78	92	N	Auburn	49 47	168	N	Buffalo	72 58
				43	H	Florida	60 67	98	A	Lehigh	59 68	182	A	Southern Miss.	50 40
				49	H	LSU	55 72					194	A	South Ala.	56 43
												195	H	S.C. Upstate	87 53
												264	H	Mississippi Val.	61 49
												321	H	North Texas	66 60
												339	H	Ark.-Pine Bluff	74 31
LAST 12 Division I GAMES:															
				30	N	Vanderbilt	55 69	55	H	South Carolina	53 60				
				92	N	Auburn	49 47	143	A	Mississippi	59 43				
				143	H	Mississippi	65 55	92	A	Auburn	57 45				
				105	A	Alabama	68 55	105	H	Alabama	61 66				
				43	A	Florida	63 78	43	H	Florida	60 67				
				30	H	Vanderbilt	62 74	2	A	Tennessee	55 81				

Non-Div I Games:

Mississippi St.

Average RPI Win:	288	WON-LOST	WINNING	LAST 10	STRENGTH OF	OPP. STRENGTH	TEAM	ADJ.	CONF.	ADJ CONF.
Average RPI Loss:	169	RECORD	PCT. RANK	GAMES	SCHEDULE	OF SCHEDULE	RPI	RPI	RPI	RPI
DIV. I ONLY	12- 17	216	6- 4	301	290	263	264	33	33	
DIV. I NON-CONF.	0- 9	334	0- 0	144	6	306	305	33	33	
TOTALS	RPI 1-25	RPI 26-50	W-L RECORDS	RPI 51-100	RPI 101-150	RPI 150+				
12- 17	0- 1	0- 3	OVERALL	0- 1	1- 3	11- 9				
6- 3	0- 0	0- 0	HOME	0- 0	1- 0	5- 3				
5- 12	0- 1	0- 3	AWAY	0- 1	0- 3	5- 4				
1- 2	0- 0	0- 0	NEUTRAL	0- 0	0- 0	1- 2				
0- 9	0- 1	0- 3	NON-CONFERENCE	0- 1	0- 2	0- 2				
0- 0	0- 0	0- 0	HOME	0- 0	0- 0	0- 0				
0- 8	0- 1	0- 3	AWAY	0- 1	0- 2	0- 1				
0- 1	0- 0	0- 0	NEUTRAL	0- 0	0- 0	0- 1				
12- 8	0- 0	0- 0	CONFERENCE	0- 0	1- 1	11- 7				
6- 3	0- 0	0- 0	HOME	0- 0	1- 0	5- 3				
5- 4	0- 0	0- 0	AWAY	0- 0	0- 1	5- 3				
1- 1	0- 0	0- 0	NEUTRAL	0- 0	0- 0	1- 1				

RPI 1-25				RPI 26-50				RPI 51-100				RPI 101+ Team's RPI: 264			
RPI	S	Opponent	Score	RPI	S	Opponent	Score	RPI	S	Opponent	Score	RPI	S	Opponent	Score
8	A	Xavier	40 85	28	A	Texas Tech	28 73	64	A	Arkansas	54 55	124	A	Mississippi St.	49 61
				36	A	Louisville	37 96					143	A	Mississippi	57 68
				38	A	Texas	60 92					150	A	Prairie View	43 52
												150	H	Prairie View	71 69
												190	A	Southern U.	45 47
												190	H	Southern U.	61 70
												190	N	Southern U.	53 78
												205	A	Georgia St.	65 91
												251	A	Alcorn St.	63 53
												251	H	Alcorn St.	75 74
												259	A	Grambling	59 67
												259	H	Grambling	81 65
												269	A	Alabama A&M	76 75
												269	H	Alabama A&M	49 60
												269	N	Alabama A&M	52 51
												308	N	Troy	56 62
												327	A	Jackson St.	67 54
												327	H	Jackson St.	67 59
												333	A	Alabama St.	52 62
												333	H	Alabama St.	71 67
												339	A	Ark.-Pine Bluff	82 60
												339	H	Ark.-Pine Bluff	76 63
												340	A	Texas Southern	66 54
												340	H	Texas Southern	54 63
LAST 12 Division I GAMES:															
				190	N	Southern U.	53 78	150	A	Prairie View	43 52				
				269	N	Alabama A&M	52 51	190	H	Southern U.	61 70				
				339	H	Ark.-Pine Bluff	76 63	251	H	Alcorn St.	75 74				
				259	H	Grambling	81 65	333	A	Alabama St.	52 62				
				327	H	Jackson St.	67 59	269	A	Alabama A&M	76 75				
				340	A	Texas Southern	66 54	259	A	Grambling	59 67				

Non-Div I Games: Tougaloo 72 64 Talladega 68 60

Mississippi Val.

Loss, Non-Conf, S Site, H Home A Away N Neutral

Average RPI Win:	130	WON-LOST	WINNING	LAST 10	STRENGTH OF	OPP. STRENGTH	TEAM	ADJ.	CONF.	ADJ CONF.
Average RPI Loss:	50	RECORD	PCT. RANK	GAMES	SCHEDULE	OF SCHEDULE	RPI	RPI	RPI	RPI
DIV. I ONLY	13- 18	213	3- 7	11	26	80	79	1	1	
DIV. I NON-CONF.	8- 6	127	0- 0	15	65	53	51	1	1	
TOTALS	RPI 1-25	RPI 26-50	W-L RECORDS	RPI 51-100	RPI 101-150	RPI 150+				
13- 18	1- 7	2- 5	OVERALL	3- 3	3- 2	4- 1				
10- 4	0- 2	2- 1	HOME	3- 0	2- 1	3- 0				
2- 11	0- 3	0- 3	AWAY	0- 3	1- 1	1- 1				
1- 3	1- 2	0- 1	NEUTRAL	0- 0	0- 0	0- 0				
8- 6	1- 4	0- 0	NON-CONFERENCE	0- 1	3- 0	4- 1				
5- 1	0- 1	0- 0	HOME	0- 0	2- 0	3- 0				
2- 3	0- 1	0- 0	AWAY	0- 1	1- 0	1- 1				
1- 2	1- 2	0- 0	NEUTRAL	0- 0	0- 0	0- 0				
5- 12	0- 3	2- 5	CONFERENCE	3- 2	0- 2	0- 0				
5- 3	0- 1	2- 1	HOME	3- 0	0- 1	0- 0				
0- 8	0- 2	0- 3	AWAY	0- 2	0- 1	0- 0				
0- 1	0- 0	0- 1	NEUTRAL	0- 0	0- 0	0- 0				

RPI 1-25				RPI 26-50				RPI 51-100				RPI 101+			
RPI	S	Opponent	Score	RPI	S	Opponent	Score	RPI	S	Opponent	Score	RPI	S	Opponent	Score
2	N	Tennessee	44 82	28	A	Texas Tech	56 63	58	A	Northwestern	68 79	104	A	Memphis	67 40
4	A	Baylor	52 84	33	A	Iowa St.	56 71	71	A	Kansas	70 75	110	A	Colorado	48 58
6	H	Texas A&M	40 85	33	H	Iowa St.	49 48	71	H	Kansas	66 52	110	H	Colorado	59 63
8	A	Xavier	51 83	38	H	Texas	85 80	89	H	Oklahoma St.	71 65	114	H	UC Riverside	68 65
15	H	Florida St.	43 75	38	N	Texas	66 79	100	A	Nebraska	34 76	125	H	UT Martin	53 30
18	N	Georgetown	54 45	39	A	Kansas St.	63 66	100	H	Nebraska	76 69	177	H	UAB	82 73
19	N	Georgia Tech	46 61	39	H	Kansas St.	55 60					204	A	Eastern Ill.	73 81
20	A	Oklahoma	47 69									244	A	Ball St.	56 45
												255	H	UMKC	72 48
												323	H	NJIT	72 37
LAST 12 Division I GAMES:															
		38 N Texas	66 79			89 H Oklahoma St.	71 65								
		33 H Iowa St.	49 48			20 A Oklahoma	47 69								
		4 A Baylor	52 84			39 H Kansas St.	55 60								
		110 H Colorado	59 63			100 H Nebraska	76 69								
		100 A Nebraska	34 76			33 A Iowa St.	56 71								
		71 A Kansas	70 75			71 H Kansas	66 52								

Non-Div I Games:

Missouri

Missouri State				Through Games Of Sunday, March 18, 2012						
Average RPI Win:	163	WON-LOST	WINNING	LAST 10	STRENGTH OF	OPP. STRENGTH	TEAM	ADJ.	CONF.	ADJ CONF.
Average RPI Loss:	73	RECORD	PCT. RANK	GAMES	SCHEDULE	OF SCHEDULE	RPI	RPI	RPI	RPI
DIV. I ONLY	23- 10	53	7- 3	54	100	50	51	8	8	
DIV. I NON-CONF.	9- 3	50	0- 0	23	154	21	22	8	8	
-----										
TOTALS	RPI 1-25	RPI 26-50		W-L RECORDS		RPI 51-100	RPI 101-150	RPI 150+		
23- 10	0- 2	1- 3		OVERALL		5- 2	7- 2	10- 1		
12- 4	0- 1	1- 1		HOME		4- 0	3- 1	4- 1		
9- 5	0- 1	0- 1		AWAY		1- 2	2- 1	6- 0		
2- 1	0- 0	0- 1		NEUTRAL		0- 0	2- 0	0- 0		
9- 3	0- 2	1- 0		NON-CONFERENCE		3- 0	0- 1	5- 0		
5- 2	0- 1	1- 0		HOME		2- 0	0- 1	2- 0		
4- 1	0- 1	0- 0		AWAY		1- 0	0- 0	3- 0		
0- 0	0- 0	0- 0		NEUTRAL		0- 0	0- 0	0- 0		
14- 7	0- 0	0- 3		CONFERENCE		2- 2	7- 1	5- 1		
7- 2	0- 0	0- 1		HOME		2- 0	3- 0	2- 1		
5- 4	0- 0	0- 1		AWAY		0- 2	2- 1	3- 0		
2- 1	0- 0	0- 1		NEUTRAL		0- 0	2- 0	0- 0		

RPI	S	Opponent	Score	RPI	S	Opponent	Score	RPI	S	Opponent	Score	RPI	S	Opponent	Score
11	H	DePaul	66 82	27	H	Louisiana Tech	62 53	60	A	Toledo	73 69	119	A	Wichita St.	52 69
18	A	Georgetown	59 72	34	A	UNI	69 80	76	A	Creighton	56 68	119	H	Wichita St.	71 41
				34	H	UNI	59 67	76	H	Creighton	73 65	129	A	Indiana St.	63 50
				34	N	UNI	41 69	84	H	Lamar	83 60	129	H	Indiana St.	65 54
								85	A	Illinois St.	59 78	129	N	Indiana St.	84 79
								85	H	Illinois St.	76 61	130	A	Drake	90 61
								94	H	Eastern Mich.	72 57	130	H	Drake	92 82
												130	N	Drake	86 77
												149	H	Oral Roberts	66 75
												169	A	Bradley	73 58
												169	H	Bradley	68 73
												179	H	Arkansas St.	58 47
												217	A	Morgan St.	66 39
												235	H	SIU Edwardsville	68 39
												237	A	Evansville	80 61
												237	H	Evansville	75 54
												240	A	Coppin St.	67 61
												268	A	St. Louis	67 57
												320	A	Southern Ill.	70 58
												320	H	Southern Ill.	82 50
LAST 12 Division I GAMES:															
				34	N	UNI	41 69	130	H	Drake	92 82				
				129	N	Indiana St.	84 79	119	A	Wichita St.	52 69				
				130	N	Drake	86 77	85	A	Illinois St.	59 78				
				320	A	Southern Ill.	70 58	129	A	Indiana St.	63 50				
				237	A	Evansville	80 61	34	H	UNI	59 67				
				76	H	Creighton	73 65	169	H	Bradley	68 73				

Non-Div I Games:

Missouri St.



Average RPI Win:	201	WON-LOST	WINNING	LAST 10	STRENGTH OF	OPP. STRENGTH	TEAM	ADJ.	CONF.	ADJ CONF.
Average RPI Loss:	161	RECORD	PCT. RANK	GAMES	SCHEDULE	OF SCHEDULE	RPI	RPI	RPI	RPI
DIV. I ONLY	23- 9	45	8- 2	159	195	86	88	18	18	
DIV. I NON-CONF.	8- 3	57	0- 0	243	213	115	116	19	19	
TOTALS	RPI 1-25	RPI 26-50	W-L RECORDS	RPI 51-100	RPI 101-150	RPI 150+				
23- 9	1- 2	0- 0	OVERALL	2- 1	5- 2	15- 4				
15- 2	1- 0	0- 0	HOME	1- 0	4- 0	9- 2				
8- 7	0- 2	0- 0	AWAY	1- 1	1- 2	6- 2				
0- 0	0- 0	0- 0	NEUTRAL	0- 0	0- 0	0- 0				
8- 3	1- 2	0- 0	NON-CONFERENCE	0- 0	0- 0	7- 1				
5- 1	1- 0	0- 0	HOME	0- 0	0- 0	4- 1				
3- 2	0- 2	0- 0	AWAY	0- 0	0- 0	3- 0				
0- 0	0- 0	0- 0	NEUTRAL	0- 0	0- 0	0- 0				
15- 6	0- 0	0- 0	CONFERENCE	2- 1	5- 2	8- 3				
10- 1	0- 0	0- 0	HOME	1- 0	4- 0	5- 1				
5- 5	0- 0	0- 0	AWAY	1- 1	1- 2	3- 2				
0- 0	0- 0	0- 0	NEUTRAL	0- 0	0- 0	0- 0				

RPI 1-25				RPI 26-50				RPI 51-100 Team's RPI: 88				RPI 101+			
RPI	S	Opponent	Score	RPI	S	Opponent	Score	RPI	S	Opponent	Score	RPI	S	Opponent	Score
14	A	Maryland	40 73					81	A	St. Francis (PA)	57 72	108	A	Sacred Heart	59 54
24	A	Marquette	41 56					81	A	St. Francis (PA)	75 68	108	H	Sacred Heart	55 37
25	H	James Madison	69 66					81	H	St. Francis (PA)	60 51	128	A	Central Conn. St.	45 48
												128	H	Central Conn. St.	56 43
												146	A	Robert Morris	56 69
												146	H	Robert Morris	65 62
												146	H	Robert Morris	64 55
												157	H	Long Island	74 52
												202	H	Binghamton	60 51
												207	A	Quinnipiac	62 56
												207	H	Quinnipiac	57 60
												207	H	Quinnipiac	55 36
												219	A	Fairleigh Dickinson	59 54
												219	H	Fairleigh Dickinson	67 48
												221	A	Fordham	55 44
												242	H	Lafayette	68 54
												271	H	Longwood	76 60
												276	A	Wagner	50 67
												285	H	Brown	71 75
												286	A	Mt. St. Mary's	45 51
												291	A	St. Peter's	74 50
												292	A	Bryant	62 42
												292	H	Bryant	57 39
												303	H	Columbia	67 64
												328	A	Stony Brook	74 60
												341	H	St. Francis (NY)	66 44
LAST 12 Division I GAMES:															
				81	A	St. Francis (PA)	57 72					146	H	Robert Morris	64 55
				146	H	Robert Morris	65 62					219	H	Fairleigh Dickinson	67 48
				207	H	Quinnipiac	55 36					219	A	Fairleigh Dickinson	59 54
				207	A	Quinnipiac	62 56					286	A	Mt. St. Mary's	45 51
				108	A	Sacred Heart	59 54					276	A	Wagner	50 67
				81	H	St. Francis (PA)	60 51					341	H	St. Francis (NY)	66 44

Non-Div I Games:

Monmouth

■ Loss, 
■ Non-Conf, S Site, 
■ Home 
■ Away 
N Neutral

Montana

Through Games Of Sunday, March 13, 2011

Average RPI Win: <b>233</b>	WON-LOST	WINNING	LAST 10	STRENGTH OF	OPP. STRENGTH	TEAM	ADJ.	CONF.	ADJ CONF.
Average RPI Loss: <b>147</b>	RECORD	PCT. RANK	GAMES	SCHEDULE	OF SCHEDULE	RPI	RPI	RPI	RPI
DIV. I ONLY	17- 14	140	7- 3	117	312	136	134	24	24
DIV. I NON-CONF.	4- 8	234	0- 0	22	295	144	143	20	20
TOTALS	RPI 1-25	RPI 26-50	W-L RECORDS	RPI 51-100	RPI 101-150	RPI 150+			
17- 14	0- 1	0- 1	OVERALL	0- 2	3- 3	14- 7			
7- 7	0- 0	0- 1	HOME	0- 1	1- 1	6- 4			
8- 5	0- 0	0- 0	AWAY	0- 0	2- 2	6- 3			
2- 2	0- 1	0- 0	NEUTRAL	0- 1	0- 0	2- 0			
4- 8	0- 1	0- 1	NON-CONFERENCE	0- 2	2- 1	2- 3			
3- 3	0- 0	0- 1	HOME	0- 1	1- 0	2- 1			
1- 3	0- 0	0- 0	AWAY	0- 0	1- 1	0- 2			
0- 2	0- 1	0- 0	NEUTRAL	0- 1	0- 0	0- 0			
13- 6	0- 0	0- 0	CONFERENCE	0- 0	1- 2	12- 4			
4- 4	0- 0	0- 0	HOME	0- 0	0- 1	4- 3			
7- 2	0- 0	0- 0	AWAY	0- 0	1- 1	6- 1			
2- 0	0- 0	0- 0	NEUTRAL	0- 0	0- 0	2- 0			

RPI 1-25				RPI 26-50				RPI 51-100				RPI 101+ Team's RPI: 134			
RPI	S	Opponent	Score	RPI	S	Opponent	Score	RPI	S	Opponent	Score	RPI	S	Opponent	Score
25	N	James Madison	69 76	42	H	Gonzaga	62 80	78	H	Wyoming	51 73	114	A	UC Riverside	34 52
								91	N	Fla. Gulf Coast	52 68	127	H	Denver	50 45
												132	A	Portland St.	62 58
												132	A	Portland St.	47 53
												132	H	Portland St.	65 70
												145	A	Utah St.	65 62
												152	A	Montana St.	56 55
												152	H	Montana St.	69 72
												163	A	Idaho	56 69
												193	H	Portland	55 62
												197	A	Cal St. Bakersfield	54 74
												203	A	Idaho St.	63 60
												203	H	Idaho St.	61 54
												203	N	Idaho St.	66 53
												214	A	Northern Colo.	53 51
												214	H	Northern Colo.	56 65
												214	N	Northern Colo.	55 46
												233	H	North Dakota	69 59
												262	A	Northern Ariz.	60 64
												262	H	Northern Ariz.	84 61
												267	A	Eastern Wash.	66 60
												267	H	Eastern Wash.	63 71
												314	H	Utah Valley	75 53
												318	A	Weber St.	57 52
												318	H	Weber St.	67 59
												330	A	Sacramento St.	73 64
LAST 12 Division I GAMES:															
				132	A	Portland St.	62 58					132	H	Portland St.	65 70
				214	N	Northern Colo.	55 46					203	A	Idaho St.	63 60
				203	N	Idaho St.	66 53					214	A	Northern Colo.	53 51
				267	A	Eastern Wash.	66 60					330	A	Sacramento St.	73 64
				132	A	Portland St.	47 53					262	H	Northern Ariz.	84 61
				267	H	Eastern Wash.	63 71					318	H	Weber St.	67 59

Non-Div I Games: Montana Western 91 45

Montana

Loss, Non-Conf, S Site, H Home A Away N Neutral

RPI	S	Opponent	Score
330	H	Sacramento St.	78 35

M  
o  
n  
t  
a  
n  
a

M  
o  
n  
t  
a  
n  
a

Montana

Average RPI Win:	243	WON-LOST	WINNING	LAST 10	STRENGTH OF	OPP. STRENGTH	TEAM	ADJ.	CONF.	ADJ CONF.
Average RPI Loss:	140	RECORD	PCT. RANK	GAMES	SCHEDULE	OF SCHEDULE	RPI	RPI	RPI	RPI
DIV. I ONLY	17- 14	140	5- 5	163	230	152	152	24	24	
DIV. I NON-CONF.	6- 8	203	0- 0	50	183	125	124	20	20	
TOTALS	RPI 1-25	RPI 26-50	W-L RECORDS	RPI 51-100	RPI 101-150	RPI 150+				
17- 14	0- 2	0- 0	OVERALL	1- 1	2- 6	14- 5				
8- 4	0- 0	0- 0	HOME	0- 0	0- 3	8- 1				
8- 7	0- 2	0- 0	AWAY	1- 0	1- 2	6- 3				
1- 3	0- 0	0- 0	NEUTRAL	0- 1	1- 1	0- 1				
6- 8	0- 2	0- 0	NON-CONFERENCE	1- 1	1- 3	4- 2				
2- 2	0- 0	0- 0	HOME	0- 0	0- 1	2- 1				
3- 4	0- 2	0- 0	AWAY	1- 0	0- 1	2- 1				
1- 2	0- 0	0- 0	NEUTRAL	0- 1	1- 1	0- 0				
11- 6	0- 0	0- 0	CONFERENCE	0- 0	1- 3	10- 3				
6- 2	0- 0	0- 0	HOME	0- 0	0- 2	6- 0				
5- 3	0- 0	0- 0	AWAY	0- 0	1- 1	4- 2				
0- 1	0- 0	0- 0	NEUTRAL	0- 0	0- 0	0- 1				

RPI 1-25				RPI 26-50				RPI 51-100				RPI 101+ Team's RPI: 152			
RPI	S	Opponent	Score	RPI	S	Opponent	Score	RPI	S	Opponent	Score	RPI	S	Opponent	Score
4	A	Baylor	56 93					61	A	BYU	58 49	114	A	UC Riverside	63 68
9	A	UCLA	44 54					63	N	UALR	48 51	116	N	Rice	83 86
												127	H	Denver	68 74
												132	A	Portland St.	63 65
												132	H	Portland St.	77 81
												134	A	Montana	72 69
												134	H	Montana	55 56
												135	N	FIU	58 57
												193	H	Portland	61 82
												197	H	Cal St. Bakersfield	75 61
												203	A	Idaho St.	65 74
												203	H	Idaho St.	83 63
												214	A	Northern Colo.	46 64
												214	H	Northern Colo.	84 75
												238	A	Southern Utah	76 62
												258	A	Seattle	56 66
												262	A	Northern Ariz.	82 70
												262	H	Northern Ariz.	80 64
												267	A	Eastern Wash.	62 46
												267	H	Eastern Wash.	70 56
												267	N	Eastern Wash.	68 77
												280	H	Pacific	107 58
												314	A	Utah Valley	79 70
												318	A	Weber St.	66 56
												318	H	Weber St.	60 51
												330	A	Sacramento St.	92 79
LAST 12 Division I GAMES:															
267	N	Eastern Wash.	68 77	330	A	Sacramento St.	92 79								
132	A	Portland St.	63 65	214	A	Northern Colo.	46 64								
267	A	Eastern Wash.	62 46	318	H	Weber St.	60 51								
132	H	Portland St.	77 81	262	H	Northern Ariz.	80 64								
267	H	Eastern Wash.	70 56	134	H	Montana	55 56								
203	A	Idaho St.	65 74	203	H	Idaho St.	83 63								

Non-Div I Games:

Montana St.

■ Loss, 
■ Non-Conf, 
■ S Site, 
■ Home 
■ A Away 
N Neutral

RPI	S	Opponent	Score
330	H	Sacramento St.	106 55

M  
o  
n  
t  
a  
n  
a  
S  
t  
.

M  
o  
n  
t  
a  
n  
a  
S  
t  
.

Montana St.

Average RPI Win:	268	WON-LOST	WINNING	LAST 10	STRENGTH OF	OPP. STRENGTH	TEAM	ADJ.	CONF.	ADJ CONF.
Average RPI Loss:	148	RECORD	PCT. RANK	GAMES	SCHEDULE	OF SCHEDULE	RPI	RPI	RPI	RPI
DIV. I ONLY	21- 10	61	6- 4	312	279	159	165	27	27	
DIV. I NON-CONF.	7- 4	94	0- 0	286	118	160	162	30	30	
TOTALS	RPI 1-25	RPI 26-50	W-L RECORDS	RPI 51-100	RPI 101-150	RPI 150+				
21- 10	0- 2	0- 0	OVERALL	0- 0	2- 4	19- 4				
11- 3	0- 0	0- 0	HOME	0- 0	2- 0	9- 3				
8- 6	0- 2	0- 0	AWAY	0- 0	0- 3	8- 1				
2- 1	0- 0	0- 0	NEUTRAL	0- 0	0- 1	2- 0				
7- 4	0- 2	0- 0	NON-CONFERENCE	0- 0	0- 1	7- 1				
4- 1	0- 0	0- 0	HOME	0- 0	0- 0	4- 1				
2- 3	0- 2	0- 0	AWAY	0- 0	0- 1	2- 0				
1- 0	0- 0	0- 0	NEUTRAL	0- 0	0- 0	1- 0				
14- 6	0- 0	0- 0	CONFERENCE	0- 0	2- 3	12- 3				
7- 2	0- 0	0- 0	HOME	0- 0	2- 0	5- 2				
6- 3	0- 0	0- 0	AWAY	0- 0	0- 2	6- 1				
1- 1	0- 0	0- 0	NEUTRAL	0- 0	0- 1	1- 0				

RPI 1-25				RPI 26-50				RPI 51-100				RPI 101+ Team's RPI: 165			
RPI	S	Opponent	Score	RPI	S	Opponent	Score	RPI	S	Opponent	Score	RPI	S	Opponent	Score
10	A	Notre Dame	28 91									103	A	Tennessee Tech	70 82
13	A	Kentucky	48 82									103	H	Tennessee Tech	78 53
												125	A	UT Martin	69 88
												125	H	UT Martin	103 82
												125	N	UT Martin	69 79
												135	A	FIU	65 78
												188	H	Central Ark.	69 48
												204	A	Eastern Ill.	77 73
												204	H	Eastern Ill.	75 80
												230	A	Marshall	61 50
												232	A	Austin Peay	57 60
												232	H	Austin Peay	70 58
												235	A	SIU Edwardsville	69 62
												235	H	SIU Edwardsville	67 76
												256	N	Western Mich.	57 54
												271	H	Longwood	82 79
												295	A	Jacksonville St.	65 64
												295	H	Jacksonville St.	80 81
												295	N	Jacksonville St.	82 67
												305	A	Southeast Mo. St.	85 69
												305	H	Southeast Mo. St.	89 40
												312	H	Norfolk St.	75 60
												313	A	Tennessee St.	62 58
												313	H	Tennessee St.	84 82
												326	A	Murray St.	70 69
												326	H	Murray St.	74 65
LAST 12 Division I GAMES:															
				125	N	UT Martin	69 79					204	H	Eastern Ill.	75 80
				295	N	Jacksonville St.	82 67					103	A	Tennessee Tech	70 82
				125	A	UT Martin	69 88					295	A	Jacksonville St.	65 64
				326	A	Murray St.	70 69					232	H	Austin Peay	70 58
				331	A	Eastern Ky.	71 62					313	H	Tennessee St.	84 82
				305	H	Southeast Mo. St.	89 40					326	H	Murray St.	74 65
												331	H	Eastern Ky.	69 56

Non-Div I Games:

Morehead St.

■ Loss, 
 ■ Non-Conf, 
 ■ S Site, 
 ■ Home 
 ■ A Away 
 N Neutral

RPI	S	Opponent	Score	
329	H	Houston Baptist	71	50
331	A	Eastern Ky.	71	62
331	H	Eastern Ky.	69	56

Morehead St.

Morehead St.

Morehead St.

Average RPI Win:	232	WON-LOST	WINNING	LAST 10	STRENGTH OF	OPP. STRENGTH	TEAM	ADJ.	CONF.	ADJ CONF.
Average RPI Loss:	198	RECORD	PCT. RANK	GAMES	SCHEDULE	OF SCHEDULE	RPI	RPI	RPI	RPI
DIV. I ONLY	17- 14	140	4- 6	303	216	214	217	25	25	
DIV. I NON-CONF.	6- 7	186	0- 1	250	130	209	212	26	26	
TOTALS	RPI 1-25	RPI 26-50	W-L RECORDS	RPI 51-100	RPI 101-150	RPI 150+				
17- 14	0- 1	0- 0	OVERALL	1- 2	1- 1	15- 10				
8- 5	0- 0	0- 0	HOME	1- 2	0- 0	7- 3				
6- 7	0- 1	0- 0	AWAY	0- 0	1- 0	5- 6				
3- 2	0- 0	0- 0	NEUTRAL	0- 0	0- 1	3- 1				
6- 7	0- 1	0- 0	NON-CONFERENCE	1- 1	1- 1	4- 4				
2- 3	0- 0	0- 0	HOME	1- 1	0- 0	1- 2				
2- 3	0- 1	0- 0	AWAY	0- 0	1- 0	1- 2				
2- 1	0- 0	0- 0	NEUTRAL	0- 0	0- 1	2- 0				
11- 7	0- 0	0- 0	CONFERENCE	0- 1	0- 0	11- 6				
6- 2	0- 0	0- 0	HOME	0- 1	0- 0	6- 1				
4- 4	0- 0	0- 0	AWAY	0- 0	0- 0	4- 4				
1- 1	0- 0	0- 0	NEUTRAL	0- 0	0- 0	1- 1				

RPI S	Opponent	Score	RPI S	Opponent	Score	RPI S	Opponent	Score	RPI S	Opponent	Score	Team's RPI: 217
12	A Miami (FL)	47 74				51	H Missouri St.	39 66	114	N UC Riverside	44 60	
						73	H St. Bonaventure	74 65	133	A South Fla.	53 51	
						77	H Hampton	37 68	158	H Elon	61 69	
									176	H Howard	56 46	
									176	N Howard	51 55	
									192	A N.C. A&T	74 69	
									192	H N.C. A&T	51 49	
									206	H UNC Greensboro	47 66	
									220	A Florida A&M	63 54	
									224	N Northwestern St.	53 48	
									228	N George Washington	70 66	
									235	A SIU Edwardsville	73 70	
									240	A Coppin St.	58 74	
									240	H Coppin St.	63 56	
									257	A Md.-East. Shore	56 64	
									257	H Md.-East. Shore	58 56	
									257	N Md.-East. Shore	43 39	
									268	A St. Louis	51 64	
									284	A Delaware St.	51 44	
									284	H Delaware St.	47 59	
									293	A South Carolina St.	57 60	
									293	H South Carolina St.	61 54	
									309	A Bethune-Cookman	55 45	
									312	A Norfolk St.	65 66	
									312	H Norfolk St.	64 60	
									325	A N.C. Central	49 60	
LAST 12 Division I GAMES:												
			176	N Howard	51 55		284	H Delaware St.	47 59			
			257	N Md.-East. Shore	43 39		293	A South Carolina St.	57 60			
			240	A Coppin St.	58 74		325	A N.C. Central	49 60			
			192	A N.C. A&T	74 69		309	A Bethune-Cookman	55 45			
			312	A Norfolk St.	65 66		220	A Florida A&M	63 54			
			257	H Md.-East. Shore	58 56		192	H N.C. A&T	51 49			

Non-Div I Games:

Morgan St.

■ Loss, 
 ■ Non-Conf, 
 ■ S Site, 
 ■ Home 
 ■ A Away 
 N Neutral



RPI	S	Opponent	Score
325	H	N.C. Central	44 42

M  
o  
r  
g  
a  
n  
S  
t  
.

M  
o  
r  
g  
a  
n  
S  
t  
.

Morgan St.

## Mt. St. Mary's

Through Games Of Sunday, March 13, 2011

Average RPI Win:	273	WON-LOST	WINNING	LAST 10	STRENGTH OF	OPP. STRENGTH	TEAM	ADJ.	CONF.	ADJ CONF.
Average RPI Loss:	155	RECORD	PCT. RANK	GAMES	SCHEDULE	OF SCHEDULE	RPI	RPI	RPI	RPI
DIV. I ONLY	8- 21	288	4- 6	256	200	291	286	18	18	
DIV. I NON-CONF.	3- 8	266	0- 0	290	184	301	300	19	19	
TOTALS	RPI 1-25	RPI 26-50	W-L RECORDS	RPI 51-100	RPI 101-150	RPI 150+				
8- 21	0- 0	0- 0	OVERALL	1- 4	0- 8	7- 9				
5- 8	0- 0	0- 0	HOME	1- 1	0- 3	4- 4				
3- 13	0- 0	0- 0	AWAY	0- 3	0- 5	3- 5				
0- 0	0- 0	0- 0	NEUTRAL	0- 0	0- 0	0- 0				
3- 8	0- 0	0- 0	NON-CONFERENCE	0- 2	0- 3	3- 3				
1- 3	0- 0	0- 0	HOME	0- 0	0- 1	1- 2				
2- 5	0- 0	0- 0	AWAY	0- 2	0- 2	2- 1				
0- 0	0- 0	0- 0	NEUTRAL	0- 0	0- 0	0- 0				
5- 13	0- 0	0- 0	CONFERENCE	1- 2	0- 5	4- 6				
4- 5	0- 0	0- 0	HOME	1- 1	0- 2	3- 2				
1- 8	0- 0	0- 0	AWAY	0- 1	0- 3	1- 4				
0- 0	0- 0	0- 0	NEUTRAL	0- 0	0- 0	0- 0				

RPI 1-25				RPI 26-50				RPI 51-100				RPI 101+ Team's RPI: 286					
RPI	S	Opponent	Score	RPI	S	Opponent	Score	RPI	S	Opponent	Score	RPI	S	Opponent	Score		
								62	A	Virginia	58	81	108	A	Sacred Heart	51	76
								81	A	St. Francis (PA)	61	62	108	H	Sacred Heart	46	55
								81	H	St. Francis (PA)	62	75	121	H	American	34	61
								88	H	Monmouth	51	45	128	A	Central Conn. St.	49	57
								96	A	Pittsburgh	30	66	137	A	Loyola Maryland	58	74
													140	A	Navy	46	63
													146	A	Robert Morris	61	74
													146	H	Robert Morris	56	74
													157	A	Long Island	60	63
													157	H	Long Island	61	65
													166	A	Cincinnati	47	67
													202	H	Binghamton	39	53
													207	A	Quinnipiac	65	77
													207	H	Quinnipiac	60	74
													219	H	Fairleigh Dickinson	83	76
													227	H	Towson	48	66
													257	H	Md.-East. Shore	65	56
													276	A	Wagner	54	65
													276	H	Wagner	59	41
													292	A	Bryant	76	79
													324	A	San Francisco	79	77
													334	A	San Jose St.	72	69
													341	A	St. Francis (NY)	79	39
													341	H	St. Francis (NY)	66	49
LAST 12 Division I GAMES:																	
				81	A	St. Francis (PA)	61	62	88	H	Monmouth	51	45				
				146	A	Robert Morris	61	74	219	H	Fairleigh Dickinson	83	76				
				157	H	Long Island	61	65	128	A	Central Conn. St.	49	57				
				341	H	St. Francis (NY)	66	49	292	A	Bryant	76	79				
				276	H	Wagner	59	41	108	H	Sacred Heart	46	55				
				276	A	Wagner	54	65	207	H	Quinnipiac	60	74				

Non-Div I Games:

Mt. St. Mary's

■ Loss, 
 ■ Non-Conf, 
 ■ S Site, 
 ■ H Home 
 ■ A Away 
 N Neutral

Average RPI Win:	286	WON-LOST	WINNING	LAST 10	STRENGTH OF	OPP. STRENGTH	TEAM	ADJ.	CONF.	ADJ CONF.
Average RPI Loss:	208	RECORD	PCT. RANK	GAMES	SCHEDULE	OF SCHEDULE	RPI	RPI	RPI	RPI
DIV. I ONLY	7- 21	299	3- 7	330	289	326	326	27	27	
DIV. I NON-CONF.	2- 7	293	0- 1	341	162	338	338	30	30	
TOTALS	RPI 1-25	RPI 26-50	W-L RECORDS	RPI 51-100	RPI 101-150	RPI 150+				
7- 21	0- 1	0- 1	OVERALL	0- 0	0- 4	7- 15				
5- 7	0- 0	0- 0	HOME	0- 0	0- 2	5- 5				
2- 11	0- 0	0- 1	AWAY	0- 0	0- 2	2- 8				
0- 3	0- 1	0- 0	NEUTRAL	0- 0	0- 0	0- 2				
2- 7	0- 1	0- 1	NON-CONFERENCE	0- 0	0- 0	2- 5				
2- 1	0- 0	0- 0	HOME	0- 0	0- 0	2- 1				
0- 4	0- 0	0- 1	AWAY	0- 0	0- 0	0- 3				
0- 2	0- 1	0- 0	NEUTRAL	0- 0	0- 0	0- 1				
5- 14	0- 0	0- 0	CONFERENCE	0- 0	0- 4	5- 10				
3- 6	0- 0	0- 0	HOME	0- 0	0- 2	3- 4				
2- 7	0- 0	0- 0	AWAY	0- 0	0- 2	2- 5				
0- 1	0- 0	0- 0	NEUTRAL	0- 0	0- 0	0- 1				

RPI S	Opponent	Score	RPI S	Opponent	Score	RPI S	Opponent	Score	RPI S	Opponent	Score	Team's RPI: 326
13 N	Kentucky	59 91	48 A	Purdue	25 71				103 A	Tennessee Tech	61 77	
									103 H	Tennessee Tech	60 70	
									125 A	UT Martin	78 89	
									125 H	UT Martin	64 86	
									165 A	Morehead St.	65 74	
									165 H	Morehead St.	69 70	
									204 A	Eastern Ill.	55 68	
									204 H	Eastern Ill.	71 64	
									232 A	Austin Peay	59 69	
									232 H	Austin Peay	55 71	
									232 N	Austin Peay	64 71	
									235 A	SIU Edwardsville	56 70	
									235 H	SIU Edwardsville	72 62	
									237 A	Evansville	54 60	
									268 A	St. Louis	55 72	
									295 A	Jacksonville St.	80 66	
									295 H	Jacksonville St.	69 66	
									297 N	La.-Lafayette	66 79	
									305 A	Southeast Mo. St.	54 34	
									305 H	Southeast Mo. St.	44 48	
									313 A	Tennessee St.	70 73	
									313 H	Tennessee St.	57 60	
									320 H	Southern Ill.	61 62	
									331 A	Eastern Ky.	73 83	
									331 H	Eastern Ky.	65 56	
									337 H	IUPUI	71 42	
LAST 12 Division I GAMES:												
232 N	Austin Peay	64 71	103 H	Tennessee Tech	60 70							
331 H	Eastern Ky.	65 56	232 A	Austin Peay	59 69							
165 H	Morehead St.	69 70	313 A	Tennessee St.	70 73							
204 A	Eastern Ill.	55 68	125 H	UT Martin	64 86							
305 A	Southeast Mo. St.	54 34	235 A	SIU Edwardsville	56 70							
295 H	Jacksonville St.	69 66	305 H	Southeast Mo. St.	44 48							

Non-Div I Games: Mid-Continent 76 54 St. Catharine 78 59

Murray St.

■ Loss, 
 ■ Non-Conf, 
 ■ S Site, 
 ■ Home 
 ■ A Away 
 N Neutral

Average RPI Win:	271	WON-LOST	WINNING	LAST 10	STRENGTH OF	OPP. STRENGTH	TEAM	ADJ.	CONF.	ADJ CONF.
Average RPI Loss:	126	RECORD	PCT. RANK	GAMES	SCHEDULE	OF SCHEDULE	RPI	RPI	RPI	RPI
DIV. I ONLY	15- 14	158	6- 4	239	206	197	192	25	25	
DIV. I NON-CONF.	5- 7	208	1- 0	232	74	212	210	26	26	
TOTALS	RPI 1-25	RPI 26-50	W-L RECORDS	RPI 51-100	RPI 101-150	RPI 150+				
15- 14	0- 1	0- 0	OVERALL	0- 6	0- 2	15- 5				
7- 3	0- 0	0- 0	HOME	0- 2	0- 0	7- 1				
7- 9	0- 1	0- 0	AWAY	0- 3	0- 2	7- 3				
1- 2	0- 0	0- 0	NEUTRAL	0- 1	0- 0	1- 1				
5- 7	0- 1	0- 0	NON-CONFERENCE	0- 4	0- 2	5- 0				
1- 1	0- 0	0- 0	HOME	0- 1	0- 0	1- 0				
3- 5	0- 1	0- 0	AWAY	0- 2	0- 2	3- 0				
1- 1	0- 0	0- 0	NEUTRAL	0- 1	0- 0	1- 0				
10- 7	0- 0	0- 0	CONFERENCE	0- 2	0- 0	10- 5				
6- 2	0- 0	0- 0	HOME	0- 1	0- 0	6- 1				
4- 4	0- 0	0- 0	AWAY	0- 1	0- 0	4- 3				
0- 1	0- 0	0- 0	NEUTRAL	0- 0	0- 0	0- 1				

RPI 1-25				RPI 26-50				RPI 51-100				RPI 101+ Team's RPI: 192			
RPI	S	Opponent	Score	RPI	S	Opponent	Score	RPI	S	Opponent	Score	RPI	S	Opponent	Score
23	A	Rutgers	59 88					56	H	Charlotte	58 89	104	A	Memphis	51 76
								62	A	Virginia	59 88	139	A	Clemson	71 77
								69	A	Old Dominion	65 79	176	A	Howard	53 69
								77	A	Hampton	36 71	176	H	Howard	58 54
								77	H	Hampton	66 74	176	N	Howard	72 82
								87	N	Central Mich.	71 119	217	A	Morgan St.	49 51
												217	H	Morgan St.	69 74
												220	H	Florida A&M	75 71
												230	A	Marshall	57 53
												240	A	Coppin St.	75 74
												240	H	Coppin St.	81 58
												257	A	Md.-East. Shore	80 68
												261	N	Holy Cross	75 62
												279	A	Winthrop	81 56
												284	A	Delaware St.	67 73
												293	A	South Carolina St.	77 71
												293	H	South Carolina St.	94 71
												309	H	Bethune-Cookman	69 50
												312	A	Norfolk St.	91 63
												312	H	Norfolk St.	74 58
												325	A	N.C. Central	82 48
												325	H	N.C. Central	85 49
LAST 12 Division I GAMES:															
				176	N	Howard	72 82					77	H	Hampton	66 74
				312	A	Norfolk St.	91 63					176	H	Howard	58 54
				217	H	Morgan St.	69 74					257	A	Md.-East. Shore	80 68
				240	H	Coppin St.	81 58					284	A	Delaware St.	67 73
				325	A	N.C. Central	82 48					217	A	Morgan St.	49 51
				293	A	South Carolina St.	77 71					240	A	Coppin St.	75 74

Non-Div I Games:

N.C. A&amp;T

■ Loss, 
 ■ Non-Conf, S Site, 
 ■ Home 
 ■ Away 
 N Neutral

# N.C. Central

Through Games Of Sunday, March 13, 2011

Average RPI Win:	238	WON-LOST	WINNING	LAST 10	STRENGTH OF	OPP. STRENGTH	TEAM	ADJ.	CONF.	ADJ CONF.
Average RPI Loss:	212	RECORD	PCT. RANK	GAMES	SCHEDULE	OF SCHEDULE	RPI	RPI	RPI	RPI
DIV. I ONLY	5- 25	322	3- 7	247	318	324	325	31	31	
DIV. I NON-CONF.	5- 25	313	3- 9	231	331	316	324	29	29	
TOTALS	RPI 1-25	RPI 26-50	W-L RECORDS	RPI 51-100	RPI 101-150	RPI 150+				
5- 25	0- 1	0- 2	OVERALL	0- 1	1- 2	4- 19				
5- 9	0- 0	0- 1	HOME	0- 0	1- 0	4- 8				
0- 14	0- 1	0- 0	AWAY	0- 1	0- 2	0- 10				
0- 2	0- 0	0- 1	NEUTRAL	0- 0	0- 0	0- 1				
5- 25	0- 1	0- 2	NON-CONFERENCE	0- 1	1- 2	4- 19				
5- 9	0- 0	0- 1	HOME	0- 0	1- 0	4- 8				
0- 14	0- 1	0- 0	AWAY	0- 1	0- 2	0- 10				
0- 2	0- 0	0- 1	NEUTRAL	0- 0	0- 0	0- 1				
0- 0	0- 0	0- 0	CONFERENCE	0- 0	0- 0	0- 0				
0- 0	0- 0	0- 0	HOME	0- 0	0- 0	0- 0				
0- 0	0- 0	0- 0	AWAY	0- 0	0- 0	0- 0				
0- 0	0- 0	0- 0	NEUTRAL	0- 0	0- 0	0- 0				

RPI 1-25				RPI 26-50				RPI 51-100				RPI 101+ Team's RPI: 325			
RPI	S	Opponent	Score	RPI	S	Opponent	Score	RPI	S	Opponent	Score	RPI	S	Opponent	Score
21	A	North Carolina	40 97	31	H	West Virginia	39 71	77	A	Hampton	44 79	109	H	Liberty	50 48
				42	N	Gonzaga	52 94					113	A	Wake Forest	47 111
												142	A	Gardner-Webb	54 62
												176	A	Howard	33 66
												192	A	N.C. A&T	49 85
												192	H	N.C. A&T	48 82
												217	A	Morgan St.	42 44
												217	H	Morgan St.	60 49
												220	A	Florida A&M	58 59
												220	H	Florida A&M	62 63
												236	A	Hawaii	47 82
												240	A	Coppin St.	47 59
												240	H	Coppin St.	60 50
												257	H	Md.-East. Shore	47 48
												260	A	Campbell	61 67
												279	H	Winthrop	60 62
												283	H	UNC Asheville	56 67
												284	H	Delaware St.	48 69
												293	A	South Carolina St.	32 66
												293	H	South Carolina St.	41 47
LAST 12 Division I GAMES:															
293	H	South Carolina St.	41 47	217	H	Morgan St.	60 49	300	N	Long Beach St.	61 78				
309	A	Bethune-Cookman	60 66	77	A	Hampton	44 79	309	A	Bethune-Cookman	60 66				
220	A	Florida A&M	58 59	176	A	Howard	33 66	309	H	Bethune-Cookman	53 64				
192	H	N.C. A&T	48 82	309	H	Bethune-Cookman	53 64	310	H	Presbyterian	43 38				
312	H	Norfolk St.	62 56	220	H	Florida A&M	62 63	312	A	Norfolk St.	55 66				
240	H	Coppin St.	60 50	192	A	N.C. A&T	49 85	312	H	Norfolk St.	62 56				

Non-Div I Games:

N.C. Central

Loss, Non-Conf, S Site, H Home A Away N Neutral

Average RPI Win:	288	WON-LOST	WINNING	LAST 10	STRENGTH OF	OPP. STRENGTH	TEAM	ADJ.	CONF.	ADJ CONF.
Average RPI Loss:	216	RECORD	PCT. RANK	GAMES	SCHEDULE	OF SCHEDULE	RPI	RPI	RPI	RPI
DIV. I ONLY	7- 21	299	1- 9	308	338	321	323	32	32	
DIV. I NON-CONF.	4- 11	274	1- 0	205	328	278	280	31	31	
TOTALS	RPI 1-25	RPI 26-50	W-L RECORDS	RPI 51-100	RPI 101-150	RPI 150+				
7- 21	0- 1	0- 0	OVERALL	0- 2	0- 1	7- 17				
5- 8	0- 0	0- 0	HOME	0- 1	0- 1	5- 6				
2- 12	0- 1	0- 0	AWAY	0- 1	0- 0	2- 10				
0- 1	0- 0	0- 0	NEUTRAL	0- 0	0- 0	0- 1				
4- 11	0- 1	0- 0	NON-CONFERENCE	0- 2	0- 1	4- 7				
3- 4	0- 0	0- 0	HOME	0- 1	0- 1	3- 2				
1- 7	0- 1	0- 0	AWAY	0- 1	0- 0	1- 5				
0- 0	0- 0	0- 0	NEUTRAL	0- 0	0- 0	0- 0				
3- 10	0- 0	0- 0	CONFERENCE	0- 0	0- 0	3- 10				
2- 4	0- 0	0- 0	HOME	0- 0	0- 0	2- 4				
1- 5	0- 0	0- 0	AWAY	0- 0	0- 0	1- 5				
0- 1	0- 0	0- 0	NEUTRAL	0- 0	0- 0	0- 1				

RPI 1-25				RPI 26-50				RPI 51-100				RPI 101+ Team's RPI: 323						
RPI	S	Opponent	Score	RPI	S	Opponent	Score	RPI	S	Opponent	Score	RPI	S	Opponent	Score			
11	A	DePaul	43 90					79	A	Missouri	37 72	140	H	Navy	55 72			
								98	H	Lehigh	45 53	173	A	Manhattan	48 62			
												175	A	Harvard	64 76			
												176	H	Howard	60 57			
												196	A	Chicago St.	42 83			
												196	H	Chicago St.	43 66			
												209	A	South Dakota	28 72			
												209	H	South Dakota	40 76			
												219	A	Fairleigh Dickinson	41 59			
												233	A	North Dakota	37 58			
												233	H	North Dakota	51 67			
												233 N	North Dakota	56 83				
												276	A	Wagner	55 71			
												284	H	Delaware St.	74 82			
												285	A	Brown	63 61			
												289	H	Savannah St.	59 49			
												302	H	Rhode Island	51 57			
												304	H	Penn	74 63			
												314	A	Utah Valley	55 52			
												314	H	Utah Valley	50 67			
LAST 12 Division I GAMES:																		
				233 N	North Dakota	56 83		329	A	Houston Baptist	66 71			317	A	Colgate	58 85	
				196	H	Chicago St.	43 66		209	H	South Dakota	40 76			319	A	Tex.-Pan American	53 72
				314	H	Utah Valley	50 67		233	H	North Dakota	51 67			319	H	Tex.-Pan American	68 60
				233	A	North Dakota	37 58		289	H	Savannah St.	59 49			329	A	Houston Baptist	66 71
				209	A	South Dakota	28 72		314	A	Utah Valley	55 52			329	H	Houston Baptist	82 55
				319	A	Tex.-Pan American	53 72		196	A	Chicago St.	42 83						

Non-Div I Games:

NJIT

■ Loss, 
 ■ Non-Conf, 
 ■ S Site, 
 ■ Home 
 ■ A Away 
 N Neutral

Average RPI Win: <b>234</b>	WON-LOST	WINNING	LAST 10	STRENGTH OF	OPP. STRENGTH	TEAM	ADJ.	CONF.	ADJ CONF.
Average RPI Loss: <b>160</b>	RECORD	PCT. RANK	GAMES	SCHEDULE	OF SCHEDULE	RPI	RPI	RPI	RPI
DIV. I ONLY	20- 11	84	7- 3	228	232	134	140	19	20
DIV. I NON-CONF.	7- 7	165	0- 0	227	221	194	194	21	21
TOTALS	RPI 1-25	RPI 26-50	W-L RECORDS	RPI 51-100	RPI 101-150	RPI 150+			
20- 11	0- 0	0- 1	OVERALL	1- 3	3- 3	16- 4			
11- 6	0- 0	0- 0	HOME	1- 1	2- 3	8- 2			
9- 4	0- 0	0- 0	AWAY	0- 2	1- 0	8- 2			
0- 1	0- 0	0- 1	NEUTRAL	0- 0	0- 0	0- 0			
7- 7	0- 0	0- 1	NON-CONFERENCE	0- 2	0- 3	7- 1			
3- 4	0- 0	0- 0	HOME	0- 1	0- 3	3- 0			
4- 2	0- 0	0- 0	AWAY	0- 1	0- 0	4- 1			
0- 1	0- 0	0- 1	NEUTRAL	0- 0	0- 0	0- 0			
13- 4	0- 0	0- 0	CONFERENCE	1- 1	3- 0	9- 3			
8- 2	0- 0	0- 0	HOME	1- 0	2- 0	5- 2			
5- 2	0- 0	0- 0	AWAY	0- 1	1- 0	4- 1			
0- 0	0- 0	0- 0	NEUTRAL	0- 0	0- 0	0- 0			

RPI S	Opponent	Score	RPI S	Opponent	Score	RPI S	Opponent	Score	RPI S	Opponent	Score	Team's RPI: 140
43 N	Florida	43 52	70 A	Princeton	61 74	111 H	Villanova	41 54				
			86 H	Delaware	55 60	121 A	American	57 46				
			98 A	Lehigh	59 63	121 H	American	63 56				
			98 H	Lehigh	63 62	121 H	American	47 40				
						137 H	Loyola Maryland	54 57				
						148 H	UMBC	56 65				
						175 H	Harvard	65 60				
						176 H	Howard	58 45				
						213 A	Siena	57 43				
						242 A	Lafayette	53 58				
						242 H	Lafayette	61 52				
						252 A	Army	55 46				
						252 H	Army	46 57				
						258 A	Seattle	50 62				
						261 A	Holy Cross	53 39				
						261 H	Holy Cross	73 68				
						265 A	Bucknell	62 56				
						265 H	Bucknell	66 45				
						265 H	Bucknell	55 41				
						275 A	Air Force	63 62				
						286 H	Mt. St. Mary's	63 46				
						317 A	Colgate	75 59				
						317 H	Colgate	55 36				
						317 H	Colgate	55 59				
						323 A	NJIT	72 55				
						335 A	Maine	65 43				
LAST 12 Division I GAMES:												
121 H	American	47 40	261 H	Holy Cross	73 68							
265 H	Bucknell	55 41	242 A	Lafayette	53 58							
317 H	Colgate	55 36	98 A	Lehigh	59 63							
317 A	Colgate	75 59	265 H	Bucknell	66 45							
121 H	American	63 56	317 H	Colgate	55 59							
252 H	Army	46 57	121 A	American	57 46							

Non-Div I Games:

Navy

■ Loss, 
 ■ Non-Conf, 
 S Site, 
 ■ Home 
 ■ Away 
 N Neutral

## Nebraska

Through Games Of Sunday, March 13, 2011

Average RPI Win:	136	WON-LOST	WINNING	LAST 10	STRENGTH OF	OPP. STRENGTH	TEAM	ADJ.	CONF.	ADJ CONF.
Average RPI Loss:	55	RECORD	PCT. RANK	GAMES	SCHEDULE	OF SCHEDULE	RPI	RPI	RPI	RPI
DIV. I ONLY	12- 18	223	1- 9	29	18	104	100	1	1	
DIV. I NON-CONF.	9- 4	74	0- 0	84	68	60	57	1	1	
TOTALS	RPI 1-25	RPI 26-50	W-L RECORDS	RPI 51-100	RPI 101-150	RPI 150+				
12- 18	1- 3	1- 9	OVERALL	4- 3	1- 2	5- 1				
10- 5	1- 2	1- 2	HOME	3- 0	1- 1	4- 0				
2- 9	0- 1	0- 3	AWAY	1- 3	0- 1	1- 1				
0- 4	0- 0	0- 4	NEUTRAL	0- 0	0- 0	0- 0				
9- 4	1- 0	0- 3	NON-CONFERENCE	2- 0	1- 0	5- 1				
7- 0	1- 0	0- 0	HOME	1- 0	1- 0	4- 0				
2- 1	0- 0	0- 0	AWAY	1- 0	0- 0	1- 1				
0- 3	0- 0	0- 3	NEUTRAL	0- 0	0- 0	0- 0				
3- 14	0- 3	1- 6	CONFERENCE	2- 3	0- 2	0- 0				
3- 5	0- 2	1- 2	HOME	2- 0	0- 1	0- 0				
0- 8	0- 1	0- 3	AWAY	0- 3	0- 1	0- 0				
0- 1	0- 0	0- 1	NEUTRAL	0- 0	0- 0	0- 0				

RPI S	Opponent	Score	RPI S	Opponent	Score	RPI S	Opponent	Score	RPI S	Opponent	Score
4	H Baylor	45 69	26	N Houston	70 79	71	A Kansas	61 77	110	A Colorado	45 70
6	A Texas A&M	49 84	28	H Texas Tech	56 53	71	H Kansas	75 61	110	H Colorado	61 64
12	H Miami (FL)	99 85	33	A Iowa St.	43 64	76	A Creighton	63 55	133	H South Fla.	78 59
20	H Oklahoma	50 70	33	H Iowa St.	66 85	79	A Missouri	69 76	155	A Washington St.	87 79
			33	N Iowa St.	61 69	79	H Missouri	76 34	171	A Indiana	61 67
			36	N Louisville	51 65	89	A Oklahoma St.	57 80	214	H Northern Colo.	66 53
			38	A Texas	55 67	93	H St. Mary's (CA)	64 63	220	H Florida A&M	73 57
			39	A Kansas St.	37 64				239	H UNLV	65 41
			39	H Kansas St.	64 69				311	H Vermont	95 38
			50	N Marist	60 65						
LAST 12 Division I GAMES:											
33	N Iowa St.	61 69	38	A Texas	55 67						
6	A Texas A&M	49 84	89	A Oklahoma St.	57 80						
110	H Colorado	61 64	4	H Baylor	45 69						
71	A Kansas	61 77	110	A Colorado	45 70						
79	H Missouri	76 34	79	A Missouri	69 76						
39	H Kansas St.	64 69	28	H Texas Tech	56 53						

Non-Div I Games: Neb.-Omaha 80 44

Nebraska

Loss, Non-Conf, S Site, H Home A Away N Neutral



## Nevada

Average RPI Win: 191

Average RPI Loss: 118

WON-LOST

WINNING

LAST 10

Through Games Of Sunday, March 13, 2011

STRENGTH OF

OPP. STRENGTH

TEAM

ADJ.

CONF.

ADJ CONF.

RECORD

PCT. RANK

GAMES

SCHEDULE

OF SCHEDULE

RPI

RPI

RPI

RPI

DIV. I ONLY

20- 10

69

7- 3

184

131

97

97

13

13

DIV. I NON-CONF.

10- 2

34

0- 0

224

123

69

69

13

13

TOTALS

RPI 1-25

RPI 26-50

W-L RECORDS

RPI 51-100

RPI 101-150

RPI 150+

20- 10

0- 0

1- 4

OVERALL

4- 0

2- 2

13- 4

10- 4

0- 0

1- 1

HOME

3- 0

2- 1

4- 2

7- 5

0- 0

0- 2

AWAY

0- 0

0- 1

7- 2

3- 1

0- 0

0- 1

NEUTRAL

1- 0

0- 0

2- 0

10- 2

0- 0

0- 0

NON-CONFERENCE

4- 0

2- 0

4- 2

6- 0

0- 0

0- 0

HOME

3- 0

2- 0

1- 0

2- 2

0- 0

0- 0

AWAY

0- 0

0- 0

2- 2

2- 0

0- 0

0- 0

NEUTRAL

1- 0

0- 0

1- 0

10- 8

0- 0

1- 4

CONFERENCE

0- 0

0- 2

9- 2

4- 4

0- 0

1- 1

HOME

0- 0

0- 1

3- 2

5- 3

0- 0

0- 2

AWAY

0- 0

0- 1

5- 0

1- 1

0- 0

0- 1

NEUTRAL

0- 0

0- 0

1- 0

RPI 1-25

RPI 26-50

RPI 51-100

Team's RPI: 97

RPI 101+

RPI S Opponent Score

RPI S Opponent Score

RPI S Opponent Score

RPI S Opponent Score

27 A Louisiana Tech 43 67

61 H BYU 57 53

107 H Pepperdine 66 61

27 H Louisiana Tech 71 66

64 H Arizona 79 75

132 H Portland St. 85 57

27 N Louisiana Tech 59 66

85 N Illinois St. 87 78

145 A Utah St. 69 81

47 A Fresno St. 50 73

99 H North Carolina St. 74 70

145 H Utah St. 73 79

47 H Fresno St. 51 72

151 H San Diego St. 63 61

155 A Washington St. 54 67

163 A Idaho 69 63

163 H Idaho 56 61

163 N Idaho 75 61

187 A New Mexico St. 65 46

187 H New Mexico St. 59 63

236 A Hawaii 75 62

236 H Hawaii 69 42

239 A UNLV 54 67

244 N Ball St. 74 70

272 A Boise St. 74 57

272 H Boise St. 68 51

318 A Weber St. 74 72

330 A Sacramento St. 98 72

334 A San Jose St. 66 47

334 H San Jose St. 65 36

LAST 12 Division I GAMES:

27 N Louisiana Tech 59 66

163 A Idaho 69 63

163 N Idaho 75 61

236 H Hawaii 69 42

47 A Fresno St. 50 73

334 H San Jose St. 65 36

27 H Louisiana Tech 71 66

334 A San Jose St. 66 47

187 H New Mexico St. 59 63

145 H Utah St. 73 79

272 A Boise St. 74 57

236 A Hawaii 75 62

Nevada

Loss, Non-Conf, S Site, H Home A Away N Neutral

Average RPI Win: 298		WON-LOST	WINNING	LAST 10	STRENGTH OF	OPP. STRENGTH	TEAM	ADJ.	CONF.	ADJ CONF.
Average RPI Loss: 175		RECORD	PCT. RANK	GAMES	SCHEDULE	OF SCHEDULE	RPI	RPI	RPI	RPI
DIV. I ONLY		9- 20	265	4- 6	246	309	286	287	30	30
DIV. I NON-CONF.		3- 9	278	0- 0	140	270	250	253	25	25
TOTALS	RPI 1-25		RPI 26-50		W-L RECORDS		RPI 51-100		RPI 101-150	RPI 150+
9- 20	0- 1		0- 0		OVERALL		0- 2		0- 5	9- 12
7- 5	0- 0		0- 0		HOME		0- 0		0- 2	7- 3
2- 13	0- 1		0- 0		AWAY		0- 2		0- 3	2- 7
0- 2	0- 0		0- 0		NEUTRAL		0- 0		0- 0	0- 2
3- 9	0- 1		0- 0		NON-CONFERENCE		0- 2		0- 1	3- 5
3- 1	0- 0		0- 0		HOME		0- 0		0- 0	3- 1
0- 7	0- 1		0- 0		AWAY		0- 2		0- 1	0- 3
0- 1	0- 0		0- 0		NEUTRAL		0- 0		0- 0	0- 1
6- 11	0- 0		0- 0		CONFERENCE		0- 0		0- 4	6- 7
4- 4	0- 0		0- 0		HOME		0- 0		0- 2	4- 2
2- 6	0- 0		0- 0		AWAY		0- 0		0- 2	2- 4
0- 1	0- 0		0- 0		NEUTRAL		0- 0		0- 0	0- 1

RPI 1-25			
RPI	S	Opponent	Score
10	A	Notre Dame	48 99
RPI 26-50			
RPI	S	Opponent	Score
RPI 51-100			
RPI	S	Opponent	Score
54	A	Syracuse	46 87
68	A	St. Joseph's	66 67
RPI 101+			
RPI	S	Opponent	Score
128	A	Central Conn. St.	48 61
147	A	Hartford	52 62
147	H	Hartford	50 57
148	A	UMBC	51 69
148	H	UMBC	55 63
173	A	Manhattan	51 68
175	A	Harvard	63 96
199	A	Boston U.	62 66
199	H	Boston U.	43 63
202	A	Binghamton	60 72
202	H	Binghamton	50 59
202	N	Binghamton	53 67
207	H	Quinnipiac	75 63
207	N	Quinnipiac	61 62
226	A	Albany (NY)	56 62
226	H	Albany (NY)	60 46
261	A	Holy Cross	67 78
285	H	Brown	54 66
302	H	Rhode Island	88 74
307	H	Dartmouth	65 52
311	A	Vermont	47 58
311	H	Vermont	63 59
328	A	Stony Brook	72 58
328	H	Stony Brook	75 68
335	A	Maine	67 47
335	H	Maine	57 40

Non-Div I Games:

New Hampshire

Loss, Non-Conf, S Site, H Home A Away N Neutral

Average RPI Win:	178	WON-LOST	WINNING	LAST 10	STRENGTH OF	OPP. STRENGTH	TEAM	ADJ.	CONF.	ADJ CONF.
Average RPI Loss:	98	RECORD	PCT. RANK	GAMES	SCHEDULE	OF SCHEDULE	RPI	RPI	RPI	RPI
DIV. I ONLY	13- 18	213	5- 5	94	84	160	156	11	10	
DIV. I NON-CONF.	6- 6	165	0- 0	99	32	117	117	10	10	
TOTALS	RPI 1-25	RPI 26-50	W-L RECORDS	RPI 51-100	RPI 101-150	RPI 150+				
13- 18	0- 1	0- 2	OVERALL	4- 8	0- 3	9- 4				
6- 9	0- 0	0- 1	HOME	1- 5	0- 1	5- 2				
4- 8	0- 1	0- 1	AWAY	1- 2	0- 2	3- 2				
3- 1	0- 0	0- 0	NEUTRAL	2- 1	0- 0	1- 0				
6- 6	0- 1	0- 2	NON-CONFERENCE	2- 2	0- 1	4- 0				
4- 3	0- 0	0- 1	HOME	1- 2	0- 0	3- 0				
1- 3	0- 1	0- 1	AWAY	0- 0	0- 1	1- 0				
1- 0	0- 0	0- 0	NEUTRAL	1- 0	0- 0	0- 0				
7- 12	0- 0	0- 0	CONFERENCE	2- 6	0- 2	5- 4				
2- 6	0- 0	0- 0	HOME	0- 3	0- 1	2- 2				
3- 5	0- 0	0- 0	AWAY	1- 2	0- 1	2- 2				
2- 1	0- 0	0- 0	NEUTRAL	1- 1	0- 0	1- 0				

RPI S	Opponent	Score	RPI S	Opponent	Score	RPI S	Opponent	Score	RPI S	Opponent	Score	Team's RPI: 156
20	A Oklahoma	60 63	28	H Texas Tech	53 80	61	A BYU	64 76	123	A Utah	58 61	
			40	A Arizona St.	40 55	61	H BYU	49 65	123	H Utah	53 56	
						64	H Arizona	60 84	144	A UTEP	62 64	
						66	A TCU	65 54	151	A San Diego St.	53 56	
						66	H TCU	71 84	151	H San Diego St.	44 50	
						66	N TCU	40 61	151	N San Diego St.	65 57	
						78	A Wyoming	65 78	181	A Colorado St.	60 71	
						78	H Wyoming	53 63	181	H Colorado St.	86 53	
						78	N Wyoming	67 61	183	H UC Irvine	71 59	
						83	H California	63 54	187	A New Mexico St.	58 49	
						84	N Lamar	64 58	187	H New Mexico St.	65 60	
						89	H Oklahoma St.	65 74	239	A UNLV	68 60	
									239	H UNLV	51 59	
									275	A Air Force	73 70	
									275	H Air Force	64 59	
									324	H San Francisco	73 38	
LAST 12 Division I GAMES:												
66	N	TCU	40	61	239	A	UNLV	68	60			
78	N	Wyoming	67	61	123	A	Utah	58	61			
151	N	San Diego St.	65	57	151	H	San Diego St.	44	50			
275	A	Air Force	73	70	181	H	Colorado St.	86	53			
61	H	BYU	49	65	78	A	Wyoming	65	78			
66	H	TCU	71	84	275	H	Air Force	64	59			

Non-Div I Games:

New Mexico

■ Loss, 
 ■ Non-Conf, 
 ■ S Site, 
 ■ Home 
 ■ A Away 
 N Neutral

Average RPI Win:	223	WON-LOST	WINNING	LAST 10	STRENGTH OF	OPP. STRENGTH	TEAM	ADJ.	CONF.	ADJ CONF.
Average RPI Loss:	114	RECORD	PCT. RANK	GAMES	SCHEDULE	OF SCHEDULE	RPI	RPI	RPI	RPI
DIV. I ONLY	13- 18	213	4- 6	142	144	189	187	13	13	
DIV. I NON-CONF.	5- 8	217	0- 0	135	120	187	185	13	13	
TOTALS	RPI 1-25	RPI 26-50	W-L RECORDS	RPI 51-100	RPI 101-150	RPI 150+				
13- 18	0- 0	1- 5	OVERALL	1- 3	2- 4	9- 6				
6- 9	0- 0	1- 3	HOME	0- 1	1- 2	4- 3				
6- 8	0- 0	0- 2	AWAY	1- 2	1- 1	4- 3				
1- 1	0- 0	0- 0	NEUTRAL	0- 0	0- 1	1- 0				
5- 8	0- 0	1- 1	NON-CONFERENCE	0- 2	1- 2	3- 3				
3- 4	0- 0	1- 1	HOME	0- 0	0- 2	2- 1				
2- 4	0- 0	0- 0	AWAY	0- 2	1- 0	1- 2				
0- 0	0- 0	0- 0	NEUTRAL	0- 0	0- 0	0- 0				
8- 10	0- 0	0- 4	CONFERENCE	1- 1	1- 2	6- 3				
3- 5	0- 0	0- 2	HOME	0- 1	1- 0	2- 2				
4- 4	0- 0	0- 2	AWAY	1- 0	0- 1	3- 1				
1- 1	0- 0	0- 0	NEUTRAL	0- 0	0- 1	1- 0				

RPI S	Opponent	Score	RPI S	Opponent	Score	RPI S	Opponent	Score	RPI S	Opponent	Score	Team's RPI: 187
26	H Houston	62 82	53	A Michigan	54 68	123	H Utah	62 72				
27	A Louisiana Tech	63 85	64	A Arizona	59 71	144	A UTEP	80 75				
27	H Louisiana Tech	79 88	97	A Nevada	63 59	144	H UTEP	67 74				
34	H UNI	72 63	97	H Nevada	46 65	145	A Utah St.	61 72				
47	A Fresno St.	49 76				145	H Utah St.	75 71				
47	H Fresno St.	55 65				145	N Utah St.	67 72				
						156	A New Mexico	60 65				
						156	H New Mexico	49 58				
						163	A Idaho	51 64				
						163	H Idaho	65 73				
						225	A North Dakota St.	79 88				
						233	A North Dakota	82 81				
						236	A Hawaii	74 58				
						236	H Hawaii	52 57				
						236	N Hawaii	71 59				
						251	H Alcorn St.	67 61				
						272	A Boise St.	87 71				
						272	H Boise St.	82 51				
						315	H Cal St. Northridge	66 59				
						334	A San Jose St.	52 46				
						334	H San Jose St.	54 29				
LAST 12 Division I GAMES:												
145	N Utah St.	67 72	47	H Fresno St.	55 65							
236	N Hawaii	71 59	334	H San Jose St.	54 29							
272	H Boise St.	82 51	236	H Hawaii	52 57							
163	H Idaho	65 73	27	H Louisiana Tech	79 88							
97	A Nevada	63 59	27	A Louisiana Tech	63 85							
145	A Utah St.	61 72	163	A Idaho	51 64							

Non-Div I Games: Western N.M. 90 59

New Mexico St.

■ Loss, 
 ■ Non-Conf, S Site, 
 ■ Home 
 ■ Away 
 N Neutral

# Niagara

Through Games Of Sunday, March 13, 2011

Average RPI Win:	304	WON-LOST	WINNING	LAST 10	STRENGTH OF	OPP. STRENGTH	TEAM	ADJ.	CONF.	ADJ CONF.
Average RPI Loss:	201	RECORD	PCT. RANK	GAMES	SCHEDULE	OF SCHEDULE	RPI	RPI	RPI	RPI
DIV. I ONLY	1- 29	343	0- 10	238	298	338	338	23	23	
DIV. I NON-CONF.	1- 10	326	0- 0	170	310	309	308	23	23	
TOTALS	RPI 1-25	RPI 26-50	W-L RECORDS	RPI 51-100	RPI 101-150	RPI 150+				
1- 29	0- 0	0- 2	OVERALL	0- 2	0- 2	1- 23				
0- 14	0- 0	0- 1	HOME	0- 1	0- 1	0- 11				
1- 14	0- 0	0- 1	AWAY	0- 1	0- 1	1- 11				
0- 1	0- 0	0- 0	NEUTRAL	0- 0	0- 0	0- 1				
1- 10	0- 0	0- 0	NON-CONFERENCE	0- 2	0- 0	1- 8				
0- 5	0- 0	0- 0	HOME	0- 1	0- 0	0- 4				
1- 5	0- 0	0- 0	AWAY	0- 1	0- 0	1- 4				
0- 0	0- 0	0- 0	NEUTRAL	0- 0	0- 0	0- 0				
0- 19	0- 0	0- 2	CONFERENCE	0- 0	0- 2	0- 15				
0- 9	0- 0	0- 1	HOME	0- 0	0- 1	0- 7				
0- 9	0- 0	0- 1	AWAY	0- 0	0- 1	0- 7				
0- 1	0- 0	0- 0	NEUTRAL	0- 0	0- 0	0- 1				

RPI S	Opponent	Score	RPI S	Opponent	Score	RPI S	Opponent	Score	RPI S	Opponent	Score	Team's RPI: 338
50	A Marist	35 61	50	H Marist	48 95	73	H St. Bonaventure	47 68	137	A Loyola Maryland	41 67	
						94	A Eastern Mich.	34 89	137	H Loyola Maryland	44 55	
									153	A Cleveland St.	50 64	
									162	H Hofstra	69 96	
									164	H Ill.-Chicago	57 73	
									168	A Buffalo	42 58	
									173	A Manhattan	32 71	
									173	H Manhattan	53 59	
									180	A Akron	58 77	
									213	A Siena	35 57	
									213	H Siena	37 77	
									226	H Albany (NY)	47 63	
									231	A Fairfield	37 48	
									231	H Fairfield	38 68	
									241	A Iona	56 71	
									241	H Iona	38 69	
									250	H Loyola (IL)	70 85	
									263	A Canisius	27 55	
									263	H Canisius	49 56	
									263	N Canisius	52 63	
									265	A Bucknell	62 69	
									291	A St. Peter's	55 68	
									291	H St. Peter's	55 59	
									304	A Penn	52 51	
									316	A Rider	56 62	
									316	H Rider	73 79	
LAST 12 Division I GAMES:												
263	N Canisius	52 63	263	H Canisius	49 56							
316	A Rider	56 62	213	A Siena	35 57							
263	A Canisius	27 55	50	A Marist	35 61							
241	H Iona	38 69	173	H Manhattan	53 59							
316	H Rider	73 79	137	H Loyola Maryland	44 55							
137	A Loyola Maryland	41 67	231	A Fairfield	37 48							

Non-Div I Games:

Niagara

Loss, Non-Conf, S Site, H Home A Away N Neutral

Average RPI Win:	257	WON-LOST	WINNING	LAST 10	STRENGTH OF	OPP. STRENGTH	TEAM	ADJ.	CONF.	ADJ CONF.
Average RPI Loss:	182	RECORD	PCT. RANK	GAMES	SCHEDULE	OF SCHEDULE	RPI	RPI	RPI	RPI
DIV. I ONLY	7- 21	299	2- 8	214	283	295	301	29	29	
DIV. I NON-CONF.	4- 8	234	0- 0	208	223	246	246	32	32	
TOTALS	RPI 1-25	RPI 26-50	W-L RECORDS	RPI 51-100	RPI 101-150	RPI 150+				
7- 21	0- 0	0- 2	OVERALL	0- 4	0- 3	7- 12				
4- 9	0- 0	0- 1	HOME	0- 1	0- 1	4- 6				
3- 11	0- 0	0- 1	AWAY	0- 2	0- 2	3- 6				
0- 1	0- 0	0- 0	NEUTRAL	0- 1	0- 0	0- 0				
4- 8	0- 0	0- 2	NON-CONFERENCE	0- 2	0- 1	4- 3				
3- 2	0- 0	0- 1	HOME	0- 0	0- 0	3- 1				
1- 5	0- 0	0- 1	AWAY	0- 1	0- 1	1- 2				
0- 1	0- 0	0- 0	NEUTRAL	0- 1	0- 0	0- 0				
3- 13	0- 0	0- 0	CONFERENCE	0- 2	0- 2	3- 9				
1- 7	0- 0	0- 0	HOME	0- 1	0- 1	1- 5				
2- 6	0- 0	0- 0	AWAY	0- 1	0- 1	2- 4				
0- 0	0- 0	0- 0	NEUTRAL	0- 0	0- 0	0- 0				

RPI 1-25				RPI 26-50				RPI 51-100				RPI 101+				Team's RPI: 301	
RPI	S	Opponent	Score	RPI	S	Opponent	Score	RPI	S	Opponent	Score	RPI	S	Opponent	Score		
				32	A	St. John's (NY)	54 79	56	N	Charlotte	54 80	112	A	McNeese St.	58 75		
				49	H	LSU	35 88	72	A	Tulane	65 84	112	H	McNeese St.	71 72		
								84	A	Lamar	62 79	143	A	Mississippi	60 64		
								84	H	Lamar	56 70	186	H	La.-Monroe	53 52		
												188	A	Central Ark.	56 91		
												188	H	Central Ark.	53 68		
												190	A	Southern U.	79 62		
												198	A	UTSA	63 73		
												205	H	Georgia St.	72 63		
												224	A	Northwestern St.	57 74		
												224	H	Northwestern St.	67 70		
												253	H	Sam Houston St.	66 81		
												259	H	Grambling	44 61		
												273	A	Southeastern La.	62 50		
												273	H	Southeastern La.	66 77		
												290	A	Texas-Arlington	62 69		
												296	A	Stephen F. Austin	75 62		
												309	H	Bethune-Cookman	71 44		
												321	A	North Texas	56 61		
												328	A	Stony Brook	77 81		
												336	H	Texas St.	62 66		
												343	H	A&M-Corpus Christi	77 74		
LAST 12 Division I GAMES:																	
				273	H	Southeastern La.	66 77	296	A	Stephen F. Austin	75 62						
				224	A	Northwestern St.	57 74	336	H	Texas St.	62 66						
				112	A	McNeese St.	58 75	343	H	A&M-Corpus Christi	77 74						
				188	H	Central Ark.	53 68	84	A	Lamar	62 79						
				198	A	UTSA	63 73	112	H	McNeese St.	71 72						
				84	H	Lamar	56 70	273	A	Southeastern La.	62 50						

Non-Div I Games: Southern-N.O. 74 59

Nicholls St.

■ Loss, 
 ■ Non-Conf, 
 ■ S Site, 
 ■ Home 
 ■ A Away 
 N Neutral

Average RPI Win:	256	WON-LOST	WINNING	LAST 10	STRENGTH OF	OPP. STRENGTH	TEAM	ADJ.	CONF.	ADJ CONF.
Average RPI Loss:	217	RECORD	PCT. RANK	GAMES	SCHEDULE	OF SCHEDULE	RPI	RPI	RPI	RPI
DIV. I ONLY	8- 19	278	1- 9	311	319	311	312	25	25	
DIV. I NON-CONF.	6- 4	117	0- 1	321	337	238	239	26	26	
TOTALS	RPI 1-25	RPI 26-50	W-L RECORDS	RPI 51-100	RPI 101-150	RPI 150+				
8- 19	0- 0	0- 0	OVERALL	0- 2	1- 0	7- 17				
6- 6	0- 0	0- 0	HOME	0- 1	1- 0	5- 5				
0- 12	0- 0	0- 0	AWAY	0- 1	0- 0	0- 11				
2- 1	0- 0	0- 0	NEUTRAL	0- 0	0- 0	2- 1				
6- 4	0- 0	0- 0	NON-CONFERENCE	0- 0	1- 0	5- 4				
4- 0	0- 0	0- 0	HOME	0- 0	1- 0	3- 0				
0- 4	0- 0	0- 0	AWAY	0- 0	0- 0	0- 4				
2- 0	0- 0	0- 0	NEUTRAL	0- 0	0- 0	2- 0				
2- 15	0- 0	0- 0	CONFERENCE	0- 2	0- 0	2- 13				
2- 6	0- 0	0- 0	HOME	0- 1	0- 0	2- 5				
0- 8	0- 0	0- 0	AWAY	0- 1	0- 0	0- 7				
0- 1	0- 0	0- 0	NEUTRAL	0- 0	0- 0	0- 1				

RPI S	Opponent	Score	RPI S	Opponent	Score	RPI S	Opponent	Score	RPI S	Opponent	Score	Team's RPI: 312
						77	A Hampton	54 75	112	H McNeese St.	75 70	
						77	H Hampton	53 74	165	A Morehead St.	60 75	
									176	A Howard	43 65	
									176	H Howard	49 66	
									176	N Howard	56 68	
									188	N Central Ark.	70 69	
									192	A N.C. A&T	58 74	
									192	H N.C. A&T	63 91	
									211	A George Mason	45 72	
									217	A Morgan St.	60 64	
									217	H Morgan St.	66 65	
									220	H Florida A&M	72 81	
									240	A Coppin St.	55 64	
									240	H Coppin St.	50 64	
									257	A Md.-East. Shore	49 72	
									284	A Delaware St.	48 66	
									289	H Savannah St.	67 66	
									293	A South Carolina St.	49 62	
									293	H South Carolina St.	73 65	
									294	A William & Mary	59 74	
									298	H Wofford	66 51	
									309	H Bethune-Cookman	50 52	
									325	A N.C. Central	56 62	
									325	H N.C. Central	66 55	
									329	N Houston Baptist	60 50	
LAST 12 Division I GAMES:												
			176	N Howard	56 68		176	H Howard	49 66			
			192	H N.C. A&T	63 91		77	H Hampton	53 74			
			240	H Coppin St.	50 64		284	A Delaware St.	48 66			
			217	H Morgan St.	66 65		257	A Md.-East. Shore	49 72			
			293	A South Carolina St.	49 62		240	A Coppin St.	55 64			
			325	A N.C. Central	56 62		217	A Morgan St.	60 64			

Non-Div I Games: St. Paul's 68 44

Norfolk St.

■ Loss, 
 ■ Non-Conf, 
 ■ S Site, 
 ■ Home 
 ■ A Away 
 N Neutral

## North Carolina

Through Games Of Sunday, March 13, 2011

Average RPI Win:	141	WON-LOST	WINNING	LAST 10	STRENGTH OF	OPP. STRENGTH	TEAM	ADJ.	CONF.	ADJ CONF.
Average RPI Loss:	21	RECORD	PCT. RANK	GAMES	SCHEDULE	OF SCHEDULE	RPI	RPI	RPI	RPI
DIV. I ONLY	26- 8	33	5- 5	51	15	20	21	2	2	
DIV. I NON-CONF.	15- 1	4	1- 0	235	66	44	45	5	5	
TOTALS	RPI 1-25	RPI 26-50	W-L RECORDS	RPI 51-100	RPI 101-150	RPI 150+				
26- 8	5- 7	0- 0	OVERALL	4- 1	7- 0	10- 0				
15- 3	2- 3	0- 0	HOME	2- 0	4- 0	7- 0				
5- 4	1- 3	0- 0	AWAY	1- 1	2- 0	1- 0				
6- 1	2- 1	0- 0	NEUTRAL	1- 0	1- 0	2- 0				
15- 1	1- 1	0- 0	NON-CONFERENCE	1- 0	3- 0	10- 0				
10- 1	1- 1	0- 0	HOME	0- 0	2- 0	7- 0				
2- 0	0- 0	0- 0	AWAY	0- 0	1- 0	1- 0				
3- 0	0- 0	0- 0	NEUTRAL	1- 0	0- 0	2- 0				
11- 7	4- 6	0- 0	CONFERENCE	3- 1	4- 0	0- 0				
5- 2	1- 2	0- 0	HOME	2- 0	2- 0	0- 0				
3- 4	1- 3	0- 0	AWAY	1- 1	1- 0	0- 0				
3- 1	2- 1	0- 0	NEUTRAL	0- 0	1- 0	0- 0				

RPI	S	Opponent	Score
1	H	Connecticut	57 83
3	A	Duke	58 66
3	H	Duke	62 60
3	N	Duke	66 81
12	H	Miami (FL)	66 78
12	N	Miami (FL)	83 57
14	A	Maryland	65 88
15	A	Florida St.	84 75
15	N	Florida St.	78 65
17	H	Iowa	79 67
19	A	Georgia Tech	70 71
19	H	Georgia Tech	57 64

RPI	S	Opponent	Score
55	N	South Carolina	75 51
62	H	Virginia	64 52
67	A	Boston College	84 83
99	A	North Carolina St.	72 88
99	H	North Carolina St.	83 76

RPI	S	Opponent	Score
102	H	East Tenn. St.	87 47
113	H	Wake Forest	71 56
138	H	Virginia Tech	76 51
139	A	Clemson	60 47
139	N	Clemson	78 64
142	A	Gardner-Webb	83 62
146	H	Robert Morris	76 47
155	N	Washington St.	93 55
167	N	Illinois	87 58
234	H	Western Caro.	93 36
236	A	Hawaii	91 57
239	H	UNLV	78 66
243	H	North Florida	110 41
254	H	Col. of Charleston	75 49
270	H	Kennesaw St.	98 52
277	H	Coastal Caro.	93 37
325	H	N.C. Central	97 40

## LAST 12 Division I GAMES:

270	H	Kennesaw St.	98 52	19	H	Georgia Tech	57 64
3	N	Duke	66 81	99	A	North Carolina St.	72 88
12	N	Miami (FL)	83 57	12	H	Miami (FL)	66 78
15	N	Florida St.	78 65	139	A	Clemson	60 47
139	N	Clemson	78 64	3	H	Duke	62 60
3	A	Duke	58 66	15	A	Florida St.	84 75

Non-Div I Games:

North Carolina

■ Loss, 
 ■ Non-Conf, 
 S Site, 
 ■ Home 
 ■ Away 
 N Neutral



Average RPI Win:	156	WON-LOST	WINNING	LAST 10	STRENGTH OF	OPP. STRENGTH	TEAM	ADJ.	CONF.	ADJ CONF.
Average RPI Loss:	57	RECORD	PCT. RANK	GAMES	SCHEDULE	OF SCHEDULE	RPI	RPI	RPI	RPI
DIV. I ONLY	13- 17	203	5- 5	37	59	102	99	2	2	
DIV. I NON-CONF.	8- 6	127	1- 0	185	104	136	133	5	5	
TOTALS	RPI 1-25	RPI 26-50	W-L RECORDS	RPI 51-100	RPI 101-150	RPI 150+				
13- 17	1- 7	0- 1	OVERALL	4- 5	2- 4	6- 0				
8- 5	1- 2	0- 1	HOME	3- 1	1- 1	3- 0				
3- 10	0- 4	0- 0	AWAY	0- 4	1- 2	2- 0				
2- 2	0- 1	0- 0	NEUTRAL	1- 0	0- 1	1- 0				
8- 6	0- 0	0- 1	NON-CONFERENCE	2- 3	0- 2	6- 0				
5- 1	0- 0	0- 1	HOME	2- 0	0- 0	3- 0				
2- 4	0- 0	0- 0	AWAY	0- 3	0- 1	2- 0				
1- 1	0- 0	0- 0	NEUTRAL	0- 0	0- 1	1- 0				
5- 11	1- 7	0- 0	CONFERENCE	2- 2	2- 2	0- 0				
3- 4	1- 2	0- 0	HOME	1- 1	1- 1	0- 0				
1- 6	0- 4	0- 0	AWAY	0- 1	1- 1	0- 0				
1- 1	0- 1	0- 0	NEUTRAL	1- 0	0- 0	0- 0				

RPI 1-25				RPI 26-50				RPI 51-100				RPI 101+			
RPI	S	Opponent	Score	RPI	S	Opponent	Score	RPI	S	Opponent	Score	RPI	S	Opponent	Score
3	H	Duke	64 65	44	H	Southern California	75 84	55	A	South Carolina	63 77	105	A	Alabama	84 95
12	A	Miami (FL)	77 84					62	H	Virginia	92 94	113	A	Wake Forest	94 100
12	N	Miami (FL)	85 93					67	A	Boston College	67 77	113	H	Wake Forest	80 59
14	A	Maryland	59 88					67	H	Boston College	80 69	120	N	Minnesota	67 71
15	H	Florida St.	69 76					67	N	Boston College	71 70	138	A	Virginia Tech	81 65
19	A	Georgia Tech	65 74					69	H	Old Dominion	62 60	139	H	Clemson	74 76
21	A	North Carolina	76 83					74	A	Richmond	75 81	167	A	Illinois	73 57
21	H	North Carolina	88 72					76	H	Creighton	84 71	220	N	Florida A&M	86 60
								97	A	Nevada	70 74	231	H	Fairfield	76 49
												254	H	Col. of Charleston	73 36
												300	A	Long Beach St.	92 72
												310	H	Presbyterian	74 27
LAST 12 Division I GAMES:															
		12 N Miami (FL)	85 93			19 A Georgia Tech	65 74								
		67 N Boston College	71 70			62 H Virginia	92 94								
		113 A Wake Forest	94 100			14 A Maryland	59 88								
		67 H Boston College	80 69			231 H Fairfield	76 49								
		21 H North Carolina	88 72			15 H Florida St.	69 76								
		138 A Virginia Tech	81 65			12 A Miami (FL)	77 84								

Non-Div I Games: Elizabeth City St. 80 50

North Carolina St.

■ Loss, 
 ■ Non-Conf, 
 ■ S Site, 
 ■ H Home 
 ■ A Away 
 N Neutral

Average RPI Win:	300	WON-LOST	WINNING	LAST 10	STRENGTH OF	OPP. STRENGTH	TEAM	ADJ.	CONF.	ADJ CONF.
Average RPI Loss:	133	RECORD	PCT. RANK	GAMES	SCHEDULE	OF SCHEDULE	RPI	RPI	RPI	RPI
DIV. I ONLY	13- 16	196	5- 4	255	281	237	233	32	32	
DIV. I NON-CONF.	3- 11	300	0- 0	77	97	221	219	31	31	
TOTALS	RPI 1-25	RPI 26-50	W-L RECORDS	RPI 51-100	RPI 101-150	RPI 150+				
13- 16	0- 1	0- 3	OVERALL	0- 2	1- 3	12- 7				
7- 5	0- 0	0- 1	HOME	0- 0	1- 1	6- 3				
3- 10	0- 1	0- 2	AWAY	0- 2	0- 2	3- 3				
3- 1	0- 0	0- 0	NEUTRAL	0- 0	0- 0	3- 1				
3- 11	0- 1	0- 3	NON-CONFERENCE	0- 2	1- 3	2- 2				
2- 4	0- 0	0- 1	HOME	0- 0	1- 1	1- 2				
0- 7	0- 1	0- 2	AWAY	0- 2	0- 2	0- 0				
1- 0	0- 0	0- 0	NEUTRAL	0- 0	0- 0	1- 0				
10- 5	0- 0	0- 0	CONFERENCE	0- 0	0- 0	10- 5				
5- 1	0- 0	0- 0	HOME	0- 0	0- 0	5- 1				
3- 3	0- 0	0- 0	AWAY	0- 0	0- 0	3- 3				
2- 1	0- 0	0- 0	NEUTRAL	0- 0	0- 0	2- 1				

RPI 1-25				RPI 26-50				RPI 51-100				RPI 101+ Team's RPI: 233			
RPI	S	Opponent	Score	RPI	S	Opponent	Score	RPI	S	Opponent	Score	RPI	S	Opponent	Score
22	A	Green Bay	40 83	34	A	UNI	54 78	60	A	Toledo	55 71	110	A	Colorado	56 67
				39	A	Kansas St.	49 76	76	A	Creighton	57 96	130	H	Drake	51 76
				42	H	Gonzaga	45 83					131	H	Western Ky.	90 72
												134	A	Montana	59 69
												181	H	Colorado St.	61 68
												187	H	New Mexico St.	81 82
												196	A	Chicago St.	57 78
												196	H	Chicago St.	57 71
												196	N	Chicago St.	66 74
												209	A	South Dakota	53 69
												209	H	South Dakota	63 53
												311	H	Vermont	76 49
												314	A	Utah Valley	74 71
												314	H	Utah Valley	69 52
												319	A	Tex.-Pan American	62 69
												319	H	Tex.-Pan American	76 63
												323	A	NJIT	67 51
												323	H	NJIT	58 37
												323	N	NJIT	83 56
												329	A	Houston Baptist	73 61
												329	H	Houston Baptist	104 54
												329	N	Houston Baptist	82 41
												343	N	A&M-Corpus Christi	77 66
LAST 12 Division I GAMES:															
				196	N	Chicago St.	66 74	323	H	NJIT	58 37				
				329	N	Houston Baptist	82 41	314	A	Utah Valley	74 71				
				323	N	NJIT	83 56	196	A	Chicago St.	57 78				
				319	A	Tex.-Pan American	62 69	323	A	NJIT	67 51				
				329	A	Houston Baptist	73 61	209	A	South Dakota	53 69				
				196	H	Chicago St.	57 71	329	H	Houston Baptist	104 54				

Non-Div I Games: Mayville St. 88 54 Minot St. 76 60

North Dakota

Loss, Non-Conf, S Site, H Home A Away N Neutral

Average RPI Win:	256	WON-LOST	WINNING	LAST 10	STRENGTH OF	OPP. STRENGTH	TEAM	ADJ.	CONF.	ADJ CONF.
Average RPI Loss:	144	RECORD	PCT. RANK	GAMES	SCHEDULE	OF SCHEDULE	RPI	RPI	RPI	RPI
DIV. I ONLY	12- 16	209	5- 5	217	255	230	225	26	26	
DIV. I NON-CONF.	3- 6	234	0- 0	75	90	177	173	28	28	
TOTALS	RPI 1-25	RPI 26-50	W-L RECORDS	RPI 51-100	RPI 101-150	RPI 150+				
12- 16	0- 0	0- 1	OVERALL	0- 3	2- 5	10- 7				
7- 4	0- 0	0- 0	HOME	0- 0	1- 2	6- 2				
4- 10	0- 0	0- 1	AWAY	0- 3	1- 1	3- 5				
1- 2	0- 0	0- 0	NEUTRAL	0- 0	0- 2	1- 0				
3- 6	0- 0	0- 1	NON-CONFERENCE	0- 3	1- 1	2- 1				
2- 0	0- 0	0- 0	HOME	0- 0	1- 0	1- 0				
0- 5	0- 0	0- 1	AWAY	0- 3	0- 0	0- 1				
1- 1	0- 0	0- 0	NEUTRAL	0- 0	0- 1	1- 0				
9- 10	0- 0	0- 0	CONFERENCE	0- 0	1- 4	8- 6				
5- 4	0- 0	0- 0	HOME	0- 0	0- 2	5- 2				
4- 5	0- 0	0- 0	AWAY	0- 0	1- 1	3- 4				
0- 1	0- 0	0- 0	NEUTRAL	0- 0	0- 1	0- 0				

RPI S	Opponent	Score	RPI S	Opponent	Score	RPI S	Opponent	Score	RPI S	Opponent	Score	Team's RPI: 225
			33 A	Iowa St.	51 80	52 A	Duquesne	48 64	104 N	Memphis	55 58	
						71 A	Kansas	53 61	118 A	South Dakota St.	78 71	
						76 A	Creighton	44 54	118 H	South Dakota St.	51 64	
									118 N	South Dakota St.	51 62	
									145 H	Utah St.	86 64	
									149 A	Oral Roberts	69 98	
									149 H	Oral Roberts	74 84	
									158 A	Oakland	58 61	
									158 H	Oakland	48 60	
									161 A	IPFW	46 79	
									161 H	IPFW	55 68	
									187 H	New Mexico St.	88 79	
									221 N	Fordham	65 52	
									238 A	Southern Utah	71 82	
									238 H	Southern Utah	74 54	
									255 A	UMKC	71 59	
									255 H	UMKC	70 65	
									262 A	Northern Ariz.	69 76	
									299 A	Western Ill.	66 68	
									299 H	Western Ill.	65 50	
									337 A	IUPUI	63 58	
									337 H	IUPUI	76 48	
									342 A	Centenary (LA)	71 62	
									342 H	Centenary (LA)	94 55	
LAST 12 Division I GAMES:												
			118 N	South Dakota St.	51 62	342 A	Centenary (LA)	71 62				
			118 H	South Dakota St.	51 64	149 A	Oral Roberts	69 98				
			158 A	Oakland	58 61	238 H	Southern Utah	74 54				
			161 A	IPFW	46 79	255 H	UMKC	70 65				
			299 H	Western Ill.	65 50	161 H	IPFW	55 68				
			337 H	IUPUI	76 48	158 H	Oakland	48 60				

Non-Div I Games: Mayville St. 102 62

North Dakota St.

■ Loss, 
 ■ Non-Conf, S Site, 
 ■ Home 
 ■ Away 
 N Neutral

# North Florida

Through Games Of Sunday, March 13, 2011

Average RPI Win:	257	WON-LOST	WINNING	LAST 10	STRENGTH OF	OPP. STRENGTH	TEAM	ADJ.	CONF.	ADJ CONF.
Average RPI Loss:	175	RECORD	PCT. RANK	GAMES	SCHEDULE	OF SCHEDULE	RPI	RPI	RPI	RPI
DIV. I ONLY	13- 17	203	5- 5	270	243	246	243	21	21	
DIV. I NON-CONF.	2- 7	293	0- 0	294	182	314	310	24	24	
TOTALS	RPI 1-25	RPI 26-50	W-L RECORDS	RPI 51-100	RPI 101-150	RPI 150+				
13- 17	0- 1	0- 1	OVERALL	0- 2	1- 2	12- 11				
10- 4	0- 0	0- 0	HOME	0- 1	1- 0	9- 3				
3- 12	0- 1	0- 1	AWAY	0- 1	0- 2	3- 7				
0- 1	0- 0	0- 0	NEUTRAL	0- 0	0- 0	0- 1				
2- 7	0- 1	0- 1	NON-CONFERENCE	0- 0	0- 1	2- 4				
2- 2	0- 0	0- 0	HOME	0- 0	0- 0	2- 2				
0- 5	0- 1	0- 1	AWAY	0- 0	0- 1	0- 2				
0- 0	0- 0	0- 0	NEUTRAL	0- 0	0- 0	0- 0				
11- 10	0- 0	0- 0	CONFERENCE	0- 2	1- 1	10- 7				
8- 2	0- 0	0- 0	HOME	0- 1	1- 0	7- 1				
3- 7	0- 0	0- 0	AWAY	0- 1	0- 1	3- 5				
0- 1	0- 0	0- 0	NEUTRAL	0- 0	0- 0	0- 1				

RPI S	Opponent	Score	RPI S	Opponent	Score	RPI S	Opponent	Score	RPI S	Opponent	Score	Team's RPI: 243
21	A North Carolina	41 110	43	A Florida	51 54	91	A Fla. Gulf Coast	54 70	102	A East Tenn. St.	52 74	
						91	H Fla. Gulf Coast	51 73	102	H East Tenn. St.	65 62	
									133	A South Fla.	35 68	
									157	H Long Island	40 58	
									166	A Cincinnati	42 61	
									191	A Stetson	51 57	
									191	H Stetson	62 75	
									195	A S.C. Upstate	65 78	
									195	H S.C. Upstate	91 73	
									212	A Jacksonville	55 49	
									212	H Jacksonville	58 44	
									212	N Jacksonville	52 56	
									249	A Belmont	48 65	
									249	H Belmont	61 56	
									260	A Campbell	73 80	
									260	H Campbell	65 62	
									270	A Kennesaw St.	50 54	
									270	H Kennesaw St.	66 57	
									281	A Lipscomb	57 53	
									281	H Lipscomb	58 46	
									289	A Savannah St.	42 49	
									306	H Fla. Atlantic	63 61	
									308	H Troy	68 52	
									309	H Bethune-Cookman	57 60	
									332	A Mercer	56 54	
									332	H Mercer	70 49	
LAST 12 Division I GAMES:												
212	N Jacksonville	52 56	102	A East Tenn. St.	52 74							
91	A Fla. Gulf Coast	54 70	212	A Jacksonville	55 49							
191	A Stetson	51 57	249	H Belmont	61 56							
270	H Kennesaw St.	66 57	281	H Lipscomb	58 46							
332	H Mercer	70 49	260	H Campbell	65 62							
195	A S.C. Upstate	65 78	212	H Jacksonville	58 44							

Non-Div I Games:

North Florida

Loss, Non-Conf, S Site, H Home A Away N Neutral

## North Texas

Through Games Of Sunday, March 13, 2011

Average RPI Win:	259	WON-LOST	WINNING	LAST 10	STRENGTH OF	OPP. STRENGTH	TEAM	ADJ.	CONF.	ADJ CONF.
Average RPI Loss:	178	RECORD	PCT. RANK	GAMES	SCHEDULE	OF SCHEDULE	RPI	RPI	RPI	RPI
DIV. I ONLY	5- 25	322	0- 10	262	211	320	321	17	17	
DIV. I NON-CONF.	3- 10	287	0- 0	282	304	312	312	14	14	
TOTALS	RPI 1-25	RPI 26-50	W-L RECORDS	RPI 51-100	RPI 101-150	RPI 150+				
5- 25	0- 0	0- 1	OVERALL	0- 3	1- 7	4- 14				
4- 7	0- 0	0- 0	HOME	0- 1	1- 1	3- 5				
1- 15	0- 0	0- 1	AWAY	0- 2	0- 5	1- 7				
0- 3	0- 0	0- 0	NEUTRAL	0- 0	0- 1	0- 2				
3- 10	0- 0	0- 0	NON-CONFERENCE	0- 1	0- 3	3- 6				
3- 0	0- 0	0- 0	HOME	0- 0	0- 0	3- 0				
0- 8	0- 0	0- 0	AWAY	0- 1	0- 3	0- 4				
0- 2	0- 0	0- 0	NEUTRAL	0- 0	0- 0	0- 2				
2- 15	0- 0	0- 1	CONFERENCE	0- 2	1- 4	1- 8				
1- 7	0- 0	0- 0	HOME	0- 1	1- 1	0- 5				
1- 7	0- 0	0- 1	AWAY	0- 1	0- 2	1- 3				
0- 1	0- 0	0- 0	NEUTRAL	0- 0	0- 1	0- 0				

RPI S	Opponent	Score	RPI S	Opponent	Score	RPI S	Opponent	Score	RPI S	Opponent	Score	Team's RPI: 321
			45 A Middle Tenn.	63 83		63 A UALR	46 59		124 A Mississippi St.	60 66		
						63 H UALR	54 59		127 A Denver	67 86		
						64 A Arizona	73 88		127 H Denver	50 74		
									130 A Drake	67 82		
									131 A Western Ky.	64 69		
									131 N Western Ky.	66 81		
									135 H FIU	76 69		
									149 A Oral Roberts	87 120		
									178 A SMU	72 85		
									179 A Arkansas St.	50 71		
									179 H Arkansas St.	59 62		
									186 A La.-Monroe	65 76		
									186 H La.-Monroe	47 50		
									194 H South Ala.	61 79		
									216 N Davidson	55 70		
									228 A George Washington	53 62		
									253 A Sam Houston St.	76 90		
									253 H Sam Houston St.	75 69		
									278 N Tulsa	75 83		
									296 H Stephen F. Austin	78 75		
									297 A La.-Lafayette	69 71		
									297 H La.-Lafayette	54 65		
									301 H Nicholls St.	61 56		
									306 H Fla. Atlantic	58 64		
									308 A Troy	72 57		
									319 A Tex.-Pan American	74 77		
LAST 12 Division I GAMES:												
			131 N Western Ky.	66 81		306 H Fla. Atlantic	58 64					
			63 A UALR	46 59		127 A Denver	67 86					
			127 H Denver	50 74		297 A La.-Lafayette	69 71					
			179 A Arkansas St.	50 71		179 H Arkansas St.	59 62					
			186 H La.-Monroe	47 50		186 A La.-Monroe	65 76					
			194 H South Ala.	61 79		308 A Troy	72 57					

Non-Div I Games:

North Texas

■ Loss, 
 ■ Non-Conf, S Site, 
 ■ Home 
 ■ Away 
 N Neutral

## Northeastern

Through Games Of Sunday, March 13, 2011

Average RPI Win:	245	WON-LOST	WINNING	LAST 10	STRENGTH OF	OPP. STRENGTH	TEAM	ADJ.	CONF.	ADJ CONF.
Average RPI Loss:	118	RECORD	PCT. RANK	GAMES	SCHEDULE	OF SCHEDULE	RPI	RPI	RPI	RPI
DIV. I ONLY	8- 22	291	0- 10	127	142	250	246	10	11	
DIV. I NON-CONF.	5- 6	192	0- 0	193	232	192	193	11	11	
TOTALS	RPI 1-25	RPI 26-50	W-L RECORDS	RPI 51-100	RPI 101-150	RPI 150+				
8- 22	0- 2	0- 0	OVERALL	0- 12	0- 1	8- 7				
4- 9	0- 0	0- 0	HOME	0- 4	0- 1	4- 4				
3- 12	0- 2	0- 0	AWAY	0- 7	0- 0	3- 3				
1- 1	0- 0	0- 0	NEUTRAL	0- 1	0- 0	1- 0				
5- 6	0- 1	0- 0	NON-CONFERENCE	0- 2	0- 1	5- 2				
2- 2	0- 0	0- 0	HOME	0- 0	0- 1	2- 1				
2- 4	0- 1	0- 0	AWAY	0- 2	0- 0	2- 1				
1- 0	0- 0	0- 0	NEUTRAL	0- 0	0- 0	1- 0				
3- 16	0- 1	0- 0	CONFERENCE	0- 10	0- 0	3- 5				
2- 7	0- 0	0- 0	HOME	0- 4	0- 0	2- 3				
1- 8	0- 1	0- 0	AWAY	0- 5	0- 0	1- 2				
0- 1	0- 0	0- 0	NEUTRAL	0- 1	0- 0	0- 0				

RPI S	Opponent	Score	RPI S	Opponent	Score	RPI S	Opponent	Score	RPI S	Opponent	Score	Team's RPI: 246
17	A Iowa	59 87				54	A Syracuse	69 72	106	H Kent St.	53 71	
25	A James Madison	61 84				67	A Boston College	67 80	162	A Hofstra	63 77	
						69	A Old Dominion	44 69	162	H Hofstra	61 80	
						82	A UNC Wilmington	33 48	199	H Boston U.	67 55	
						82	H UNC Wilmington	68 85	205	A Georgia St.	72 48	
						86	A Delaware	37 52	205	H Georgia St.	44 57	
						86	H Delaware	51 61	208	H Miami (OH)	61 77	
						86	N Delaware	66 74	211	A George Mason	55 77	
						90	A VCU	58 79	211	H George Mason	55 61	
						90	H VCU	55 82	214	N Northern Colo.	61 53	
						95	A Drexel	63 70	227	H Towson	58 56	
						95	H Drexel	53 61	252	A Army	65 56	
									261	H Holy Cross	76 65	
									294	H William & Mary	69 56	
									307	A Dartmouth	54 60	
									311	A Vermont	55 46	
LAST 12 Division I GAMES:												
	86	N Delaware	66	74		95	A Drexel	63	70			
	211	A George Mason	55	77		69	A Old Dominion	44	69			
	205	H Georgia St.	44	57		90	H VCU	55	82			
	95	H Drexel	53	61		86	A Delaware	37	52			
	82	A UNC Wilmington	33	48		211	H George Mason	55	61			
	162	H Hofstra	61	80		227	H Towson	58	56			

Non-Div I Games:

Northeastern

■ Loss, 
 ■ Non-Conf, 
 ■ S Site, 
 ■ H Home 
 ■ A Away 
 N Neutral

Average RPI Win:	264	WON-LOST	WINNING	LAST 10	STRENGTH OF	OPP. STRENGTH	TEAM	ADJ.	CONF.	ADJ CONF.
Average RPI Loss:	157	RECORD	PCT. RANK	GAMES	SCHEDULE	OF SCHEDULE	RPI	RPI	RPI	RPI
DIV. I ONLY	10- 18	251	4- 6	243	226	262	262	24	24	
DIV. I NON-CONF.	4- 8	234	0- 0	187	201	231	231	20	20	
TOTALS	RPI 1-25	RPI 26-50	W-L RECORDS	RPI 51-100	RPI 101-150	RPI 150+				
10- 18	0- 0	0- 1	OVERALL	0- 2	1- 6	9- 9				
8- 7	0- 0	0- 0	HOME	0- 0	1- 3	7- 4				
2- 11	0- 0	0- 1	AWAY	0- 2	0- 3	2- 5				
0- 0	0- 0	0- 0	NEUTRAL	0- 0	0- 0	0- 0				
4- 8	0- 0	0- 1	NON-CONFERENCE	0- 2	0- 3	4- 2				
4- 3	0- 0	0- 0	HOME	0- 0	0- 2	4- 1				
0- 5	0- 0	0- 1	AWAY	0- 2	0- 1	0- 1				
0- 0	0- 0	0- 0	NEUTRAL	0- 0	0- 0	0- 0				
6- 10	0- 0	0- 0	CONFERENCE	0- 0	1- 3	5- 7				
4- 4	0- 0	0- 0	HOME	0- 0	1- 1	3- 3				
2- 6	0- 0	0- 0	AWAY	0- 0	0- 2	2- 4				
0- 0	0- 0	0- 0	NEUTRAL	0- 0	0- 0	0- 0				

RPI 1-25				RPI 26-50				RPI 51-100				RPI 101+				Team's RPI: 262	
RPI	S	Opponent	Score	RPI	S	Opponent	Score	RPI	S	Opponent	Score	RPI	S	Opponent	Score		
				40	A	Arizona St.	46 81	58	A	Northwestern	70 88	120	A	Minnesota	74 82		
								64	A	Arizona	49 71	130	H	Drake	52 67		
												132	A	Portland St.	55 76		
												132	H	Portland St.	48 56		
												134	A	Montana	61 84		
												134	H	Montana	64 60		
												145	H	Utah St.	75 80		
												152	A	Montana St.	64 80		
												152	H	Montana St.	70 82		
												200	A	San Diego	63 78		
												202	H	Binghamton	61 57		
												203	A	Idaho St.	54 64		
												203	H	Idaho St.	59 55		
												209	H	South Dakota	57 69		
												214	A	Northern Colo.	58 72		
												214	H	Northern Colo.	56 62		
												225	H	North Dakota St.	76 69		
												241	H	Iona	74 57		
												267	A	Eastern Wash.	54 59		
												267	H	Eastern Wash.	53 60		
LAST 12 Division I GAMES:																	
				330	A	Sacramento St.	82 77	318	H	Weber St.	75 63	318	A	Weber St.	69 62		
				214	H	Northern Colo.	56 62	134	A	Montana	61 84	318	H	Weber St.	75 63		
				330	H	Sacramento St.	83 64	152	A	Montana St.	64 80	330	A	Sacramento St.	82 77		
				132	A	Portland St.	55 76	214	A	Northern Colo.	58 72	330	H	Sacramento St.	83 64		
				267	A	Eastern Wash.	54 59	132	H	Portland St.	48 56	334	H	San Jose St.	67 53		
				203	H	Idaho St.	59 55	267	H	Eastern Wash.	53 60						

Non-Div I Games: Queens (NY) 83 71

Northern Ariz.

■ Loss, 
■ Non-Conf, S Site, 
■ Home 
■ Away 
N Neutral

Average RPI Win:	259	WON-LOST	WINNING	LAST 10	STRENGTH OF	OPP. STRENGTH	TEAM	ADJ.	CONF.	ADJ CONF.
Average RPI Loss:	155	RECORD	PCT. RANK	GAMES	SCHEDULE	OF SCHEDULE	RPI	RPI	RPI	RPI
DIV. I ONLY	16- 13	139	6- 4	302	233	215	214	24	24	
DIV. I NON-CONF.	4- 8	234	0- 0	289	249	286	286	20	20	
TOTALS	RPI 1-25	RPI 26-50	W-L RECORDS	RPI 51-100	RPI 101-150	RPI 150+				
16- 13	0- 0	0- 0	OVERALL	0- 2	2- 5	14- 6				
11- 2	0- 0	0- 0	HOME	0- 0	1- 1	10- 1				
5- 8	0- 0	0- 0	AWAY	0- 1	1- 3	4- 4				
0- 3	0- 0	0- 0	NEUTRAL	0- 1	0- 1	0- 1				
4- 8	0- 0	0- 0	NON-CONFERENCE	0- 2	0- 2	4- 4				
4- 1	0- 0	0- 0	HOME	0- 0	0- 0	4- 1				
0- 5	0- 0	0- 0	AWAY	0- 1	0- 2	0- 2				
0- 2	0- 0	0- 0	NEUTRAL	0- 1	0- 0	0- 1				
12- 5	0- 0	0- 0	CONFERENCE	0- 0	2- 3	10- 2				
7- 1	0- 0	0- 0	HOME	0- 0	1- 1	6- 0				
5- 3	0- 0	0- 0	AWAY	0- 0	1- 1	4- 2				
0- 1	0- 0	0- 0	NEUTRAL	0- 0	0- 1	0- 0				

RPI S	Opponent	Score	RPI S	Opponent	Score	RPI S	Opponent	Score	RPI S	Opponent	Score	Team's RPI: 214
						87 N	Central Mich.	74 78	122 A	UC Santa Barbara	54 63	
						100 A	Nebraska	53 66	127 A	Denver	45 56	
									132 A	Portland St.	60 67	
									132 H	Portland St.	72 60	
									134 A	Montana	65 56	
									134 H	Montana	51 53	
									134 N	Montana	46 55	
									152 A	Montana St.	75 84	
									152 H	Montana St.	64 46	
									181 A	Colorado St.	66 73	
									183 A	UC Irvine	52 66	
									203 A	Idaho St.	61 69	
									203 H	Idaho St.	73 49	
									209 H	South Dakota	57 62	
									246 N	Northeastern	53 61	
									247 H	Santa Clara	65 57	
									262 A	Northern Ariz.	62 56	
									262 H	Northern Ariz.	72 58	
									267 A	Eastern Wash.	69 59	
									267 H	Eastern Wash.	75 68	
									275 H	Air Force	79 56	
									317 H	Colgate	57 53	
									318 A	Weber St.	68 56	
									318 H	Weber St.	67 49	
									324 H	San Francisco	74 46	
									330 A	Sacramento St.	78 65	
LAST 12 Division I GAMES:												
			134 N	Montana	46 55		152 H	Montana St.	64 46			
			203 A	Idaho St.	61 69		132 A	Portland St.	60 67			
			203 H	Idaho St.	73 49		267 A	Eastern Wash.	69 59			
			262 A	Northern Ariz.	62 56		318 H	Weber St.	67 49			
			330 A	Sacramento St.	78 65		262 H	Northern Ariz.	72 58			
			134 H	Montana	51 53		318 A	Weber St.	68 56			

Non-Div I Games: South Dakota Mines 76 42

Northern Colo.

■ Loss, 
 ■ Non-Conf, S Site, 
 ■ Home 
 ■ Away 
 N Neutral



RPI	S	Opponent	Score
330	H	Sacramento St.	91 59

N  
o  
r  
t  
h  
e  
r  
n  
C  
o  
l  
o  
.

N  
o  
r  
t  
h  
e  
r  
n  
C  
o  
l  
o  
.

Northern Colo. .

## Northern Ill.

## Through Games Of Sunday, March 13, 2011

Average RPI Win:	197	WON-LOST	WINNING	LAST 10	STRENGTH OF	OPP. STRENGTH	TEAM	ADJ.	CONF.	ADJ CONF.
Average RPI Loss:	120	RECORD	PCT. RANK	GAMES	SCHEDULE	OF SCHEDULE	RPI	RPI	RPI	RPI
DIV. I ONLY	13- 17	203	5- 5	136	115	178	174	12	12	
DIV. I NON-CONF.	6- 7	186	0- 0	147	112	158	156	12	12	
TOTALS	RPI 1-25	RPI 26-50	W-L RECORDS	RPI 51-100	RPI 101-150	RPI 150+				
13- 17	0- 1	1- 2	OVERALL	2- 6	0- 2	10- 6				
6- 6	0- 0	0- 1	HOME	2- 2	0- 0	4- 3				
6- 11	0- 1	1- 1	AWAY	0- 4	0- 2	5- 3				
1- 0	0- 0	0- 0	NEUTRAL	0- 0	0- 0	1- 0				
6- 7	0- 1	1- 1	NON-CONFERENCE	0- 2	0- 1	5- 2				
2- 1	0- 0	0- 0	HOME	0- 1	0- 0	2- 0				
3- 6	0- 1	1- 1	AWAY	0- 1	0- 1	2- 2				
1- 0	0- 0	0- 0	NEUTRAL	0- 0	0- 0	1- 0				
7- 10	0- 0	0- 1	CONFERENCE	2- 4	0- 1	5- 4				
4- 5	0- 0	0- 1	HOME	2- 1	0- 0	2- 3				
3- 5	0- 0	0- 0	AWAY	0- 3	0- 1	3- 1				
0- 0	0- 0	0- 0	NEUTRAL	0- 0	0- 0	0- 0				

RPI	S	Opponent	Score	RPI	S	Opponent	Score	RPI	S	Opponent	Score	RPI	S	Opponent	Score	Team's RPI: 174
11	A	DePaul	52 72	34	A	UNI	71 64	58	A	Northwestern	59 68	106	A	Kent St.	54 56	
				37	A	Temple	56 79	60	A	Toledo	31 42	120	A	Minnesota	58 79	
				41	H	Bowling Green	64 67	60	H	Toledo	57 53	164	A	Ill.-Chicago	45 50	
								85	H	Illinois St.	51 73	168	A	Buffalo	61 53	
								87	A	Central Mich.	61 67	169	A	Bradley	48 57	
								87	H	Central Mich.	59 45	180	H	Akron	43 72	
								94	A	Eastern Mich.	35 62	196	H	Chicago St.	68 64	
								94	H	Eastern Mich.	63 79	208	H	Miami (OH)	71 64	
												218	A	Ohio	56 48	
												218	H	Ohio	56 72	
												228	N	George Washington	66 60	
												244	A	Ball St.	49 46	
												244	H	Ball St.	73 62	
												250	H	Loyola (IL)	70 59	
												256	A	Western Mich.	70 72	
												256	H	Western Mich.	67 71	
												299	A	Western Ill.	73 65	
												320	A	Southern Ill.	46 45	
LAST 12 Division I GAMES:																
218	H	Ohio	56 72	168	A	Buffalo	61 53									
244	A	Ball St.	49 46	180	H	Akron	43 72									
60	H	Toledo	57 53	41	H	Bowling Green	64 67									
256	A	Western Mich.	70 72	218	A	Ohio	56 48									
94	A	Eastern Mich.	35 62	106	A	Kent St.	54 56									
87	H	Central Mich.	59 45	208	H	Miami (OH)	71 64									

Non-Div I Games:

Northern Ill.

■ Loss, 
 ■ Non-Conf, S Site, 
 ■ Home 
 ■ Away 
 N Neutral

## Northwestern

## Through Games Of Sunday, March 13, 2011

Through Games of Sunday, March 13, 1911									
Average RPI Win: 119	WON-LOST	WINNING	LAST 10	STRENGTH OF	OPP. STRENGTH	TEAM	ADJ.	CONF.	ADJ CONF.
Average RPI Loss: 52	RECORD	PCT. RANK	GAMES	SCHEDULE	OF SCHEDULE	RPI	RPI	RPI	RPI
DIV. I ONLY	18- 13	133	4- 6	36	25	61	58	5	5
DIV. I NON-CONF.	11- 2	26	0- 0	44	51	16	16	3	3
-----									
TOTALS	RPI 1-25	RPI 26-50	W-L RECORDS		RPI 51-100	RPI 101-150	RPI 150+		
18- 13	2- 5	2- 3	OVERALL		5- 3	3- 1	6- 1		
12- 4	1- 1	2- 1	HOME		3- 2	1- 0	5- 0		
4- 8	1- 3	0- 2	AWAY		1- 1	1- 1	1- 1		
2- 1	0- 1	0- 0	NEUTRAL		1- 0	1- 0	0- 0		
11- 2	0- 2	1- 0	NON-CONFERENCE		5- 0	1- 0	4- 0		
8- 0	0- 0	1- 0	HOME		3- 0	0- 0	4- 0		
2- 2	0- 2	0- 0	AWAY		1- 0	1- 0	0- 0		
1- 0	0- 0	0- 0	NEUTRAL		1- 0	0- 0	0- 0		
7- 11	2- 3	1- 3	CONFERENCE		0- 3	2- 1	2- 1		
4- 4	1- 1	1- 1	HOME		0- 2	1- 0	1- 0		
2- 6	1- 1	0- 2	AWAY		0- 1	0- 1	1- 1		
1- 1	0- 1	0- 0	NEUTRAL		0- 0	1- 0	0- 0		

RPI	S	Opponent	Score	RPI	S	Opponent	Score	RPI	S	Opponent	Score	RPI	S	Opponent	Score
7	A	Ohio St.	74 68	29	A	Penn St.	56 66	53	H	Michigan	67 76	120	A	Minnesota	58 63
7	H	Ohio St.	64 53	29	H	Penn St.	68 80	60	H	Toledo	70 60	120	H	Minnesota	62 55
11	A	DePaul	72 76	48	A	Purdue	43 54	61	N	BYU	65 64	120	N	Minnesota	53 44
16	A	Michigan St.	60 74	48	H	Purdue	76 64	75	A	Wisconsin	41 62	131	A	Western Ky.	61 54
16	N	Michigan St.	25 56	49	H	LSU	71 62	75	H	Wisconsin	50 62	167	A	Illinois	69 66
17	H	Iowa	75 86					79	H	Missouri	79 68	167	H	Illinois	80 79
19	A	Georgia Tech	63 67					87	H	Central Mich.	92 84	171	A	Indiana	69 71
								93	A	St. Mary's (CA)	78 57	174	H	Northern Ill.	68 59
												196	H	Chicago St.	75 73
												262	H	Northern Ariz.	88 70
												307	H	Dartmouth	66 37
LAST 12 Division I GAMES:															
16	N	Michigan St.	25 56	75	A	Wisconsin	41 62								
120	N	Minnesota	53 44	7	A	Ohio St.	74 68								
29	A	Penn St.	56 66	167	H	Illinois	80 79								
120	H	Minnesota	62 55	75	H	Wisconsin	50 62								
16	A	Michigan St.	60 74	120	A	Minnesota	58 63								
17	H	Iowa	75 86	53	H	Michigan	67 76								

Non-Div I Games:

Northwestern

■ Loss, 
■ Non-Conf, 
■ S Site, 
■ H Home 
■ A Away 
N Neutral

Average RPI Win:	293	WON-LOST	WINNING	LAST 10	STRENGTH OF	OPP. STRENGTH	TEAM	ADJ.	CONF.	ADJ CONF.
Average RPI Loss:	137	RECORD	PCT. RANK	GAMES	SCHEDULE	OF SCHEDULE	RPI	RPI	RPI	RPI
DIV. I ONLY	11- 16	221	6- 4	166	291	224	224	29	29	
DIV. I NON-CONF.	2- 8	302	0- 0	178	228	272	274	32	32	
TOTALS	RPI 1-25	RPI 26-50	W-L RECORDS	RPI 51-100	RPI 101-150	RPI 150+				
11- 16	0- 1	0- 2	OVERALL	0- 3	0- 3	11- 7				
6- 5	0- 0	0- 0	HOME	0- 1	0- 2	6- 2				
5- 9	0- 1	0- 2	AWAY	0- 1	0- 1	5- 4				
0- 2	0- 0	0- 0	NEUTRAL	0- 1	0- 0	0- 1				
2- 8	0- 1	0- 2	NON-CONFERENCE	0- 0	0- 1	2- 4				
1- 2	0- 0	0- 0	HOME	0- 0	0- 1	1- 1				
1- 5	0- 1	0- 2	AWAY	0- 0	0- 0	1- 2				
0- 1	0- 0	0- 0	NEUTRAL	0- 0	0- 0	0- 1				
9- 8	0- 0	0- 0	CONFERENCE	0- 3	0- 2	9- 3				
5- 3	0- 0	0- 0	HOME	0- 1	0- 1	5- 1				
4- 4	0- 0	0- 0	AWAY	0- 1	0- 1	4- 2				
0- 1	0- 0	0- 0	NEUTRAL	0- 1	0- 0	0- 0				

RPI 1-25				RPI 26-50				RPI 51-100				RPI 101+ Team's RPI: 224			
RPI	S	Opponent	Score	RPI	S	Opponent	Score	RPI	S	Opponent	Score	RPI	S	Opponent	Score
11	A	DePaul	56 93	28	A	Texas Tech	60 91	84	A	Lamar	57 73	112	A	McNeese St.	63 73
				38	A	Texas	53 112	84	H	Lamar	61 90	112	H	McNeese St.	49 68
								84	N	Lamar	77 81	116	H	Rice	44 80
												186	A	La.-Monroe	68 81
												188	A	Central Ark.	76 72
												188	H	Central Ark.	52 70
												194	H	South Ala.	61 69
												198	A	UTSA	68 80
												217	N	Morgan St.	48 53
												251	A	Alcorn St.	64 66
												253	H	Sam Houston St.	71 68
												273	A	Southeastern La.	54 53
												273	H	Southeastern La.	92 76
												290	A	Texas-Arlington	66 58
												296	A	Stephen F. Austin	62 71
												301	A	Nicholls St.	70 67
												301	H	Nicholls St.	74 57
												327	A	Jackson St.	53 41
												336	H	Texas St.	81 66
												342	H	Centenary (LA)	98 56
												343	H	A&M-Corpus Christi	78 59
LAST 12 Division I GAMES:															
				84	N	Lamar	77 81	273	A	Southeastern La.	54 53				
				296	A	Stephen F. Austin	62 71	84	A	Lamar	57 73				
				301	H	Nicholls St.	74 57	343	H	A&M-Corpus Christi	78 59				
				290	A	Texas-Arlington	66 58	188	A	Central Ark.	76 72				
				253	H	Sam Houston St.	71 68	273	H	Southeastern La.	92 76				
				112	A	McNeese St.	63 73	84	H	Lamar	61 90				

Non-Div I Games: LSU-Shreveport 76 59 Ouachita Baptist 86 81 Ark.-Monticello 84 71

Northwestern St.

Loss, Non-Conf, S Site, H Home A Away N Neutral

Average RPI Win:	118	WON-LOST	WINNING	LAST 10	STRENGTH OF	OPP. STRENGTH	TEAM	ADJ.	CONF.	ADJ CONF.
Average RPI Loss:	6	RECORD	PCT. RANK	GAMES	SCHEDULE	OF SCHEDULE	RPI	RPI	RPI	RPI
DIV. I ONLY	26- 7	22	7- 3	12	13	10	10	3	3	
DIV. I NON-CONF.	11- 3	42	0- 0	66	70	30	30	2	2	
TOTALS	RPI 1-25	RPI 26-50	W-L RECORDS	RPI 51-100	RPI 101-150	RPI 150+				
26- 7	4- 7	6- 0	OVERALL	3- 0	5- 0	8- 0				
15- 2	2- 2	3- 0	HOME	2- 0	2- 0	6- 0				
7- 5	1- 5	1- 0	AWAY	1- 0	3- 0	1- 0				
4- 0	1- 0	2- 0	NEUTRAL	0- 0	0- 0	1- 0				
11- 3	0- 3	2- 0	NON-CONFERENCE	1- 0	2- 0	6- 0				
8- 1	0- 1	1- 0	HOME	1- 0	2- 0	4- 0				
1- 2	0- 2	0- 0	AWAY	0- 0	0- 0	1- 0				
2- 0	0- 0	1- 0	NEUTRAL	0- 0	0- 0	1- 0				
15- 4	4- 4	4- 0	CONFERENCE	2- 0	3- 0	2- 0				
7- 1	2- 1	2- 0	HOME	1- 0	0- 0	2- 0				
6- 3	1- 3	1- 0	AWAY	1- 0	3- 0	0- 0				
2- 0	1- 0	1- 0	NEUTRAL	0- 0	0- 0	0- 0				

RPI S	Opponent	Score	RPI S	Opponent	Score	RPI S	Opponent	Score	RPI S	Opponent	Score
1	A Connecticut	57 78	31	A West Virginia	72 60	54	H Syracuse	71 48	111	A Villanova	58 43
1	A Connecticut	64 73	32	H St. John's (NY)	69 36	76	H Creighton	91 54	113	H Wake Forest	92 69
1	H Connecticut	76 79	36	H Louisville	80 60	96	A Pittsburgh	82 50	117	A Providence	79 43
4	A Baylor	65 76	36	N Louisville	63 53				126	H Butler	85 54
9	H UCLA	83 86	42	N Gonzaga	70 61				133	A South Fla.	76 68
11	A DePaul	69 70	48	H Purdue	72 51				165	H Morehead St.	91 28
11	N DePaul	71 67							166	H Cincinnati	66 48
13	A Kentucky	76 81							189	H Seton Hall	89 38
18	H Georgetown	80 58							223	N Loyola Marymount	91 47
23	H Rutgers	71 49							274	A Valparaiso	94 43
24	A Marquette	73 55							287	H New Hampshire	99 48
									305	H Southeast Mo. St.	97 21
									337	H IUPUI	95 29
LAST 12 Division I GAMES:											
1	A Connecticut	64 73	1	A Connecticut	57 78						
11	N DePaul	71 67	23	H Rutgers	71 49						
36	N Louisville	63 53	189	H Seton Hall	89 38						
11	A DePaul	69 70	133	A South Fla.	76 68						
166	H Cincinnati	66 48	54	H Syracuse	71 48						
31	A West Virginia	72 60	111	A Villanova	58 43						

Non-Div I Games:

Notre Dame

Average RPI Win: <b>250</b>	WON-LOST	WINNING	LAST 10	STRENGTH OF	OPP. STRENGTH	TEAM	ADJ.	CONF.	ADJ CONF.
Average RPI Loss: <b>127</b>	RECORD	PCT. RANK	GAMES	SCHEDULE	OF SCHEDULE	RPI	RPI	RPI	RPI
DIV. I ONLY	<b>19- 12</b>	<b>106</b>	<b>6- 4</b>	<b>264</b>	<b>237</b>	<b>163</b>	<b>158</b>	<b>26</b>	<b>26</b>
DIV. I NON-CONF.	<b>5- 5</b>	<b>165</b>	<b>0- 0</b>	<b>215</b>	<b>55</b>	<b>175</b>	<b>171</b>	<b>28</b>	<b>28</b>
TOTALS	RPI 1-25	RPI 26-50	W-L RECORDS	RPI 51-100	RPI 101-150	RPI 150+			
19- 12	0- 0	0- 2	OVERALL	0- 1	3- 5	16- 4			
9- 4	0- 0	0- 1	HOME	0- 0	0- 2	9- 1			
8- 7	0- 0	0- 1	AWAY	0- 1	2- 2	6- 3			
2- 1	0- 0	0- 0	NEUTRAL	0- 0	1- 1	1- 0			
5- 5	0- 0	0- 2	NON-CONFERENCE	0- 1	1- 1	4- 1			
3- 1	0- 0	0- 1	HOME	0- 0	0- 0	3- 0			
2- 4	0- 0	0- 1	AWAY	0- 1	1- 1	1- 1			
0- 0	0- 0	0- 0	NEUTRAL	0- 0	0- 0	0- 0			
14- 7	0- 0	0- 0	CONFERENCE	0- 0	2- 4	12- 3			
6- 3	0- 0	0- 0	HOME	0- 0	0- 2	6- 1			
6- 3	0- 0	0- 0	AWAY	0- 0	1- 1	5- 2			
2- 1	0- 0	0- 0	NEUTRAL	0- 0	1- 1	1- 0			

RPI S	Opponent	Score	RPI S	Opponent	Score	RPI S	Opponent	Score	RPI S	Opponent	Score	Team's RPI: 158
29	H Penn St.	89 <b>96</b>	60	A Toledo	36 <b>64</b>	117	A Providence	49 <b>50</b>				
41	A Bowling Green	46 <b>80</b>				118	A South Dakota St.	57 56				
						118	H South Dakota St.	52 <b>76</b>				
						118	N South Dakota St.	54 <b>61</b>				
						139	A Clemson	73 49				
						149	A Oral Roberts	74 <b>96</b>				
						149	H Oral Roberts	72 <b>80</b>				
						149	N Oral Roberts	96 62				
						161	A IPFW	60 <b>72</b>				
						161	H IPFW	55 <b>70</b>				
						164	A Ill.-Chicago	69 58				
						167	H Illinois	62 61				
						185	A Detroit	53 <b>58</b>				
						225	A North Dakota St.	60 48				
						225	H North Dakota St.	61 58				
						238	A Southern Utah	49 <b>60</b>				
						238	H Southern Utah	68 39				
						238	N Southern Utah	65 58				
						255	A UMKC	63 61				
						255	H UMKC	75 50				
						299	A Western Ill.	56 47				
						299	H Western Ill.	64 38				
						307	H Dartmouth	65 52				
						322	H Cornell	56 45				
						337	A IUPUI	62 61				
						337	H IUPUI	73 50				
LAST 12 Division I GAMES:												
						118	H South Dakota St.	52 <b>76</b>				
						161	H IPFW	55 <b>70</b>				
						299	A Western Ill.	56 47				
						337	A IUPUI	62 61				
						149	H Oral Roberts	72 <b>80</b>				
						342	H Centenary (LA)	100 36				
						225	H North Dakota St.	61 58				

Non-Div I Games: Rochester College 86 40

Oakland

■ Loss, 
■ Non-Conf, S Site, 
■ Home 
■ Away 
N Neutral

O  
a  
k  
l  
a  
n  
d

Oakland  
RPI S Opponent Score

Through Games Of Sunday, March 13, 2011

RPI	S	Opponent	Score
342	A	Centenary (LA)	87 58
342	H	Centenary (LA)	100 36

O  
a  
k  
l  
a  
n  
d

Oakland

Average RPI Win: <b>210</b>	WON-LOST	WINNING	LAST 10	STRENGTH OF	OPP. STRENGTH	TEAM	ADJ.	CONF.	ADJ CONF.
Average RPI Loss: <b>124</b>	RECORD	PCT. RANK	GAMES	SCHEDULE	OF SCHEDULE	RPI	RPI	RPI	RPI
DIV. I ONLY	<b>9- 22</b>	<b>280</b>	<b>3- 7</b>	<b>82</b>	<b>158</b>	<b>219</b>	<b>218</b>	<b>12</b>	<b>12</b>
DIV. I NON-CONF.	<b>4- 9</b>	<b>253</b>	<b>0- 0</b>	<b>115</b>	<b>236</b>	<b>216</b>	<b>214</b>	<b>12</b>	<b>12</b>
TOTALS	RPI 1-25	RPI 26-50	W-L RECORDS	RPI 51-100	RPI 101-150	RPI 150+			
9- 22	0- 0	0- 5	OVERALL	0- 5	1- 2	8- 10			
5- 10	0- 0	0- 3	HOME	0- 2	1- 1	4- 4			
4- 11	0- 0	0- 1	AWAY	0- 3	0- 1	4- 6			
0- 1	0- 0	0- 1	NEUTRAL	0- 0	0- 0	0- 0			
4- 9	0- 0	0- 2	NON-CONFERENCE	0- 2	1- 0	3- 5			
3- 4	0- 0	0- 2	HOME	0- 1	1- 0	2- 1			
1- 5	0- 0	0- 0	AWAY	0- 1	0- 0	1- 4			
0- 0	0- 0	0- 0	NEUTRAL	0- 0	0- 0	0- 0			
5- 13	0- 0	0- 3	CONFERENCE	0- 3	0- 2	5- 5			
2- 6	0- 0	0- 1	HOME	0- 1	0- 1	2- 3			
3- 6	0- 0	0- 1	AWAY	0- 2	0- 1	3- 2			
0- 1	0- 0	0- 1	NEUTRAL	0- 0	0- 0	3- 0			

RPI S	Opponent	Score	RPI S	Opponent	Score	RPI S	Opponent	Score	RPI S	Opponent	Score	Team's RPI: 218
			36 H Louisville	47 84	52 H Duquesne	52 82	104 H Memphis	62 45				
			37 H Temple	48 75	60 A Toledo	48 68	106 A Kent St.	62 68				
			41 A Bowling Green	63 77	82 A UNC Wilmington	53 62	106 H Kent St.	54 55				
			41 H Bowling Green	54 66	87 H Central Mich.	64 82	153 H Cleveland St.	57 45				
			41 N Bowling Green	57 66	94 A Eastern Mich.	40 85	160 H Wright St.	57 70				
							168 A Buffalo	65 70				
							168 H Buffalo	51 65				
							174 A Northern Ill.	72 56				
							174 H Northern Ill.	48 56				
							180 A Akron	45 54				
							180 H Akron	57 59				
							196 A Chicago St.	54 67				
							208 A Miami (OH)	69 56				
							208 H Miami (OH)	76 47				
							211 A George Mason	53 69				
							228 A George Washington	44 54				
							230 A Marshall	54 52				
							244 A Ball St.	68 59				
							256 H Western Mich.	60 54				
							288 A Youngstown St.	52 60				
							310 H Presbyterian	63 57				
LAST 12 Division I GAMES:												
			41 N Bowling Green	57 66	41 A Bowling Green	63 77						
			174 A Northern Ill.	72 56	60 A Toledo	48 68						
			208 H Miami (OH)	76 47	87 H Central Mich.	64 82						
			168 A Buffalo	65 70	244 A Ball St.	68 59						
			106 A Kent St.	62 68	174 H Northern Ill.	48 56						
			180 H Akron	57 59	94 A Eastern Mich.	40 85						

Non-Div I Games:

Ohio

■ Loss, 
 ■ Non-Conf, 
 ■ S Site, 
 ■ H Home 
 ■ A Away 
 N Neutral



Through Games of Sunday, March 13, 1911									
Average RPI Win: 78	WON-LOST	WINNING	LAST 10	STRENGTH OF	OPP. STRENGTH	TEAM	ADJ.	CONF.	ADJ CONF.
Average RPI Loss: 42	RECORD	PCT. RANK	GAMES	SCHEDULE	OF SCHEDULE	RPI	RPI	RPI	RPI
DIV. I ONLY	22- 9	49	9- 1	2	27	8	7	5	5
DIV. I NON-CONF.	9- 3	50	0- 0	6	28	9	9	3	3
-----									
TOTALS	RPI 1-25	RPI 26-50	W-L RECORDS	RPI 51-100	RPI 101-150	RPI 150+			
22- 9	6- 2	6- 1	OVERALL	4- 6	2- 0	4- 0			
13- 3	3- 0	2- 0	HOME	4- 3	1- 0	3- 0			
6- 5	1- 1	3- 1	AWAY	0- 3	1- 0	1- 0			
3- 1	2- 1	1- 0	NEUTRAL	0- 0	0- 0	0- 0			
9- 3	1- 1	2- 0	NON-CONFERENCE	3- 2	1- 0	2- 0			
7- 1	1- 0	0- 0	HOME	3- 1	1- 0	2- 0			
2- 1	0- 0	2- 0	AWAY	0- 1	0- 0	0- 0			
0- 1	0- 1	0- 0	NEUTRAL	0- 0	0- 0	0- 0			
13- 6	5- 1	4- 1	CONFERENCE	1- 4	1- 0	2- 0			
6- 2	2- 0	2- 0	HOME	1- 2	0- 0	1- 0			
4- 4	1- 1	1- 1	AWAY	0- 2	1- 0	1- 0			
3- 0	2- 0	1- 0	NEUTRAL	0- 0	0- 0	0- 0			

RPI 1-25				Team's RPI: 7		RPI 26-50				RPI 51-100				RPI 101+			
RPI	S	Opponent	Score	RPI	S	Opponent	Score	RPI	S	Opponent	Score	RPI	S	Opponent	Score		
1	N	Connecticut	50 81	29	A	Penn St.	71 80	52	H	Duquesne	67 71	102	H	East Tenn. St.	80 47		
16	A	Michigan St.	54 53	29	H	Penn St.	89 67	53	A	Michigan	51 64	120	A	Minnesota	83 76		
16	H	Michigan St.	67 53	29	N	Penn St.	84 70	53	H	Michigan	66 69	167	A	Illinois	71 62		
16	N	Michigan St.	72 57	37	A	Temple	84 75	54	A	Syracuse	66 75	171	H	Indiana	83 65		
17	A	Iowa	76 89	48	A	Purdue	76 74	58	A	Northwestern	53 64	195	H	S.C. Upstate	87 55		
17	H	Iowa	81 67	48	H	Purdue	90 67	58	H	Northwestern	68 74	309	H	Bethune-Cookman	86 38		
17	N	Iowa	71 61	49	A	LSU	59 55	62	H	Virginia	74 46						
20	H	Oklahoma	95 84					75	H	Wisconsin	80 47						
								82	H	UNC Wilmington	88 69						
								94	H	Eastern Mich.	74 62						
LAST 12 Division I GAMES:																	
				29	N	Penn St.	84 70	29	H	Penn St.	89 67						
				16	N	Michigan St.	72 57	120	A	Minnesota	83 76						
				17	N	Iowa	71 61	48	H	Purdue	90 67						
				75	H	Wisconsin	80 47	58	H	Northwestern	68 74						
				16	A	Michigan St.	54 53	29	A	Penn St.	71 80						
				48	A	Purdue	76 74	53	H	Michigan	66 69						

Non-Div I Games:

Ohio St.

Average RPI Win:	134	WON-LOST	WINNING	LAST 10	STRENGTH OF	OPP. STRENGTH	TEAM	ADJ.	CONF.	ADJ CONF.
Average RPI Loss:	27	RECORD	PCT. RANK	GAMES	SCHEDULE	OF SCHEDULE	RPI	RPI	RPI	RPI
DIV. I ONLY	21- 11	78	4- 6	10	19	21	20	1	1	
DIV. I NON-CONF.	10- 4	68	0- 1	102	175	64	64	1	1	
TOTALS	RPI 1-25	RPI 26-50	W-L RECORDS	RPI 51-100	RPI 101-150	RPI 150+				
21- 11	0- 7	7- 1	OVERALL	5- 2	2- 1	7- 0				
15- 2	0- 2	5- 0	HOME	2- 0	2- 0	6- 0				
5- 8	0- 4	1- 1	AWAY	3- 2	0- 1	1- 0				
1- 1	0- 1	1- 0	NEUTRAL	0- 0	0- 0	0- 0				
10- 4	0- 2	1- 0	NON-CONFERENCE	0- 2	2- 0	7- 0				
9- 0	0- 0	1- 0	HOME	0- 0	2- 0	6- 0				
1- 4	0- 2	0- 0	AWAY	0- 2	0- 0	1- 0				
0- 0	0- 0	0- 0	NEUTRAL	0- 0	0- 0	0- 0				
11- 7	0- 5	6- 1	CONFERENCE	5- 0	0- 1	0- 0				
6- 2	0- 2	4- 0	HOME	2- 0	0- 0	0- 0				
4- 4	0- 2	1- 1	AWAY	3- 0	0- 1	0- 0				
1- 1	0- 1	1- 0	NEUTRAL	0- 0	0- 0	0- 0				

RPI	S	Opponent	Score	RPI	S	Opponent	Score	RPI	S	Opponent	Score	RPI	S	Opponent	Score
1	A	Connecticut	45 86	28	A	Texas Tech	56 61	64	A	Arkansas	57 67	110	A	Colorado	68 73
4	A	Baylor	70 92	28	H	Texas Tech	71 61	66	A	TCU	69 76	142	H	Gardner-Webb	84 75
4	H	Baylor	81 82	28	N	Texas Tech	71 69	71	A	Kansas	75 57	150	H	Prairie View	78 55
6	A	Texas A&M	71 92	33	H	Iowa St.	65 62	79	H	Missouri	69 47	156	H	New Mexico	63 60
6	H	Texas A&M	78 80	38	A	Texas	71 67	89	A	Oklahoma St.	82 77	172	A	Milwaukee	76 59
6	N	Texas A&M	68 81	38	H	Texas	91 62	89	H	Oklahoma St.	81 66	253	H	Sam Houston St.	94 45
7	A	Ohio St.	84 95	39	H	Kansas St.	52 45	100	A	Nebraska	70 50	296	H	Stephen F. Austin	84 57
				47	H	Fresno St.	84 66					299	H	Western Ill.	84 43
LAST 12 Division I GAMES:															
		6 N Texas A&M	68 81			38 H Texas	91 62								
		28 N Texas Tech	71 69			1 A Connecticut	45 86								
		28 A Texas Tech	56 61			79 H Missouri	69 47								
		89 H Oklahoma St.	81 66			6 A Texas A&M	71 92								
		4 H Baylor	81 82			33 H Iowa St.	65 62								
		110 A Colorado	68 73			4 A Baylor	70 92								

Non-Div I Games:

Oklahoma

■ Loss, 
■ Non-Conf, 
■ S Site, 
■ H Home 
■ A Away 
N Neutral

Average RPI Win:	201	WON-LOST	WINNING	LAST 10	STRENGTH OF	OPP. STRENGTH	TEAM	ADJ.	CONF.	ADJ CONF.
Average RPI Loss:	27	RECORD	PCT. RANK	GAMES	SCHEDULE	OF SCHEDULE	RPI	RPI	RPI	RPI
DIV. I ONLY	16- 14	150	3- 7	75	47	90	89	1	1	
DIV. I NON-CONF.	12- 1	12	0- 0	307	280	94	96	1	1	
TOTALS	RPI 1-25	RPI 26-50	W-L RECORDS	RPI 51-100	RPI 101-150	RPI 150+				
16- 14	0- 7	2- 5	OVERALL	3- 2	2- 0	9- 0				
14- 5	0- 4	2- 0	HOME	3- 1	2- 0	7- 0				
1- 8	0- 3	0- 4	AWAY	0- 1	0- 0	1- 0				
1- 1	0- 0	0- 1	NEUTRAL	0- 0	0- 0	1- 0				
12- 1	0- 1	0- 0	NON-CONFERENCE	2- 0	1- 0	9- 0				
10- 1	0- 1	0- 0	HOME	2- 0	1- 0	7- 0				
1- 0	0- 0	0- 0	AWAY	0- 0	0- 0	1- 0				
1- 0	0- 0	0- 0	NEUTRAL	0- 0	0- 0	1- 0				
4- 13	0- 6	2- 5	CONFERENCE	1- 2	1- 0	0- 0				
4- 4	0- 3	2- 0	HOME	1- 1	1- 0	0- 0				
0- 8	0- 3	0- 4	AWAY	0- 1	0- 0	0- 0				
0- 1	0- 0	0- 1	NEUTRAL	0- 0	0- 0	0- 0				

RPI 1-25				RPI 26-50				RPI 51-100 Team's RPI: 89				RPI 101+			
RPI	S	Opponent	Score	RPI	S	Opponent	Score	RPI	S	Opponent	Score	RPI	S	Opponent	Score
3	H	Duke	45 73	28	A	Texas Tech	48 57	63	H	UALR	55 52	110	H	Colorado	58 49
4	A	Baylor	39 70	28	H	Texas Tech	62 52	71	H	Kansas	66 73	149	H	Oral Roberts	77 48
4	H	Baylor	57 84	28	N	Texas Tech	52 75	75	H	Wisconsin	50 42	156	A	New Mexico	74 65
6	A	Texas A&M	67 76	33	A	Iowa St.	59 79	79	A	Missouri	65 71	259	H	Grambling	84 40
6	H	Texas A&M	57 82	38	A	Texas	56 63	100	H	Nebraska	80 57	290	H	Texas-Arlington	82 52
20	A	Oklahoma	66 81	38	H	Texas	68 67					302	N	Rhode Island	94 45
20	H	Oklahoma	77 82	39	A	Kansas St.	45 63					311	H	Vermont	79 33
LAST 12 Division I GAMES:															
		28	N	Texas Tech	52	75		79	A	Missouri	65	71			
		38	H	Texas	68	67		100	H	Nebraska	80	57			
		20	A	Oklahoma	66	81		28	H	Texas Tech	62	52			
		28	A	Texas Tech	48	57		4	H	Baylor	57	84			
		71	H	Kansas	66	73		33	A	Iowa St.	59	79			
		6	A	Texas A&M	67	76		20	H	Oklahoma	77	82			

Non-Div I Games:

Oklahoma St.

■ Loss, 
■ Non-Conf, 
■ S Site, 
■ H Home 
■ A Away 
N Neutral

Old Dominion

Through Games Of Sunday, March 13, 2011

Average RPI Win:	171	WON-LOST	WINNING	LAST 10	STRENGTH OF	OPP. STRENGTH	TEAM	ADJ.	CONF.	ADJ CONF.
Average RPI Loss:	68	RECORD	PCT. RANK	GAMES	SCHEDULE	OF SCHEDULE	RPI	RPI	RPI	RPI
DIV. I ONLY	20- 10	69	6- 4	92	78	70	69	10	11	
DIV. I NON-CONF.	6- 5	139	0- 0	51	9	76	74	11	11	
TOTALS	RPI 1-25	RPI 26-50	W-L RECORDS	RPI 51-100	RPI 101-150	RPI 150+				
20- 10	2- 2	1- 1	OVERALL	4- 7	0- 0	13- 0				
13- 2	2- 1	1- 0	HOME	2- 1	0- 0	8- 0				
6- 7	0- 1	0- 1	AWAY	1- 5	0- 0	5- 0				
1- 1	0- 0	0- 0	NEUTRAL	1- 1	0- 0	0- 0				
6- 5	1- 1	1- 1	NON-CONFERENCE	1- 3	0- 0	3- 0				
5- 1	1- 1	1- 0	HOME	0- 0	0- 0	3- 0				
0- 4	0- 0	0- 1	AWAY	0- 3	0- 0	0- 0				
1- 0	0- 0	0- 0	NEUTRAL	1- 0	0- 0	0- 0				
14- 5	1- 1	0- 0	CONFERENCE	3- 4	0- 0	10- 0				
8- 1	1- 0	0- 0	HOME	2- 1	0- 0	5- 0				
6- 3	0- 1	0- 0	AWAY	1- 2	0- 0	5- 0				
0- 1	0- 0	0- 0	NEUTRAL	0- 1	0- 0	0- 0				

RPI 1-25				RPI 26-50				RPI 51-100 Team's RPI: 69				RPI 101+			
RPI	S	Opponent	Score	RPI	S	Opponent	Score	RPI	S	Opponent	Score	RPI	S	Opponent	Score
2	H	Tennessee	44 74	36	H	Louisville	69 65	56	N	Charlotte	81 75	162	A	Hofstra	79 77
19	H	Georgia Tech	65 63	43	A	Florida	55 63	72	A	Tulane	59 62	192	H	N.C. A&T	79 65
25	A	James Madison	58 67					74	A	Richmond	43 65	205	A	Georgia St.	66 62
25	H	James Madison	71 55					82	H	UNC Wilmington	68 60	205	H	Georgia St.	64 41
								86	A	Delaware	62 59	211	A	George Mason	68 67
								86	H	Delaware	70 61	211	H	George Mason	70 66
								86	N	Delaware	55 72	227	A	Towson	69 63
								90	A	VCU	53 74	227	H	Towson	71 43
								90	H	VCU	60 63	228	H	George Washington	60 35
								95	A	Drexel	51 65	246	H	Northeastern	69 44
								99	A	North Carolina St.	60 62	294	A	William & Mary	68 55
LAST 12 Division I GAMES:															
				86	N	Delaware	55 72	82	H	UNC Wilmington	68 60				
				95	A	Drexel	51 65	246	H	Northeastern	69 44				
				86	H	Delaware	70 61	25	A	James Madison	58 67				
				294	H	William & Mary	70 65	211	A	George Mason	68 67				
				162	A	Hofstra	79 77	205	H	Georgia St.	64 41				
				90	A	VCU	53 74	294	A	William & Mary	68 55				

Non-Div I Games:

Old Dominion

Loss, Non-Conf, S Site, H Home A Away N Neutral

Oral Roberts

Through Games Of Sunday, March 13, 2011

Average RPI Win:	237	WON-LOST	WINNING	LAST 10	STRENGTH OF	OPP. STRENGTH	TEAM	ADJ.	CONF.	ADJ CONF.
Average RPI Loss:	160	RECORD	PCT. RANK	GAMES	SCHEDULE	OF SCHEDULE	RPI	RPI	RPI	RPI
DIV. I ONLY	20- 10	69	7- 3	287	240	150	149	26	26	
DIV. I NON-CONF.	3- 7	257	0- 0	228	83	258	255	28	28	
TOTALS	RPI 1-25	RPI 26-50	W-L RECORDS	RPI 51-100	RPI 101-150	RPI 150+				
20- 10	0- 0	0- 1	OVERALL	1- 2	2- 1	17- 6				
11- 2	0- 0	0- 1	HOME	0- 0	1- 0	10- 1				
8- 5	0- 0	0- 0	AWAY	1- 2	1- 0	6- 3				
1- 3	0- 0	0- 0	NEUTRAL	0- 0	0- 1	1- 2				
3- 7	0- 0	0- 1	NON-CONFERENCE	1- 2	0- 1	2- 3				
2- 2	0- 0	0- 1	HOME	0- 0	0- 0	2- 1				
1- 3	0- 0	0- 0	AWAY	1- 2	0- 0	0- 1				
0- 2	0- 0	0- 0	NEUTRAL	0- 0	0- 1	0- 1				
17- 3	0- 0	0- 0	CONFERENCE	0- 0	2- 0	15- 3				
9- 0	0- 0	0- 0	HOME	0- 0	1- 0	8- 0				
7- 2	0- 0	0- 0	AWAY	0- 0	1- 0	6- 2				
1- 1	0- 0	0- 0	NEUTRAL	0- 0	0- 0	1- 1				

RPI S	Opponent	Score	RPI S	Opponent	Score	RPI S	Opponent	Score	RPI S	Opponent	Score	Team's RPI: 149
26	H Houston	89 93	51	A Missouri St.	75 66	111	N Villanova	52 61				
			64	A Arkansas	63 80	118	A South Dakota St.	77 62				
			89	A Oklahoma St.	48 77	118	H South Dakota St.	85 78				
						158	A Oakland	80 72				
						158	H Oakland	96 74				
						158	N Oakland	62 96				
						161	A IPFW	76 74				
						161	H IPFW	91 78				
						175	N Harvard	76 84				
						201	A La Salle	67 87				
						225	A North Dakota St.	84 74				
						225	H North Dakota St.	98 69				
						238	A Southern Utah	93 101				
						238	H Southern Utah	115 75				
						255	A UMKC	77 81				
						255	H UMKC	90 79				
						278	H Tulsa	85 86				
						290	H Texas-Arlington	110 58				
						299	A Western Ill.	68 66				
						299	H Western Ill.	101 75				
						299	N Western Ill.	108 79				
						321	H North Texas	120 87				
						337	A IUPUI	83 70				
						337	H IUPUI	96 66				
						342	A Centenary (LA)	101 66				
						342	H Centenary (LA)	92 55				
LAST 12 Division I GAMES:												
			158	N Oakland	62 96	238	A Southern Utah	93 101				
			299	N Western Ill.	108 79	118	H South Dakota St.	85 78				
			337	H IUPUI	96 66	225	H North Dakota St.	98 69				
			299	H Western Ill.	101 75	158	A Oakland	80 72				
			342	A Centenary (LA)	101 66	161	A IPFW	76 74				
			255	A UMKC	77 81	342	H Centenary (LA)	92 55				

Non-Div I Games: Northeastern St. 83 57

Oral Roberts

Loss, Non-Conf, S Site, H Home A Away N Neutral

## Oregon

Average RPI Win: **193**Average RPI Loss: **76**

WON-LOST

WINNING

LAST 10

Through Games Of Sunday, March 13, 2011

STRENGTH OF

OPP. STRENGTH

TEAM

ADJ.

CONF.

ADJ CONF.

RECORD

PCT. RANK

GAMES

SCHEDULE

OF SCHEDULE

RPI

RPI

RPI

RPI

DIV. I ONLY

**12- 17****216****1- 9****91****75****154****154****6****6**

DIV. I NON-CONF.

**8- 2****38****0- 0****213****316****91****93****6****6**

TOTALS

RPI 1-25

RPI 26-50

W-L RECORDS

RPI 51-100

RPI 101-150

RPI 150+

12- 17

0- 4

0- 4

OVERALL

2- 4

2- 2

8- 3

6- 8

0- 2

0- 2

HOME

0- 2

2- 1

4- 1

6- 8

0- 2

0- 2

AWAY

2- 1

0- 1

4- 2

0- 1

0- 0

0- 0

NEUTRAL

0- 1

0- 0

0- 0

8- 2

0- 0

0- 0

NON-CONFERENCE

1- 0

1- 1

6- 1

3- 2

0- 0

0- 0

HOME

0- 0

1- 1

2- 1

5- 0

0- 0

0- 0

AWAY

1- 0

0- 0

4- 0

0- 0

0- 0

0- 0

NEUTRAL

0- 0

0- 0

0- 0

4- 15

0- 4

0- 4

CONFERENCE

1- 4

1- 1

2- 2

3- 6

0- 2

0- 2

HOME

0- 2

1- 0

2- 0

1- 8

0- 2

0- 2

AWAY

1- 1

0- 1

0- 2

0- 1

0- 0

0- 0

NEUTRAL

0- 1

0- 0

0- 0

RPI 1-25

RPI 26-50

RPI 51-100

RPI 101+

Team's RPI: 154

RPI	S	Opponent	Score
5	A	Stanford	60 <b>99</b>
5	H	Stanford	56 <b>91</b>
9	A	UCLA	57 <b>87</b>
9	H	UCLA	48 <b>75</b>

RPI	S	Opponent	Score
40	A	Arizona St.	67 <b>86</b>
40	H	Arizona St.	66 <b>75</b>
44	A	Southern California	76 <b>79</b>
44	H	Southern California	63 <b>85</b>

RPI	S	Opponent	Score
64	A	Arizona	94 <b>109</b>
64	H	Arizona	65 <b>88</b>
64	N	Arizona	89 <b>90</b>
83	A	California	60 46
83	H	California	65 <b>81</b>
93	A	St. Mary's (CA)	100 71

RPI	S	Opponent	Score
114	H	UC Riverside	69 <b>74</b>
127	H	Denver	82 71
141	A	Washington	76 <b>90</b>
141	H	Washington	68 64
155	A	Washington St.	90 <b>96</b>
155	H	Washington St.	77 72
163	H	Idaho	74 48
193	A	Portland	83 79
197	H	Cal St. Bakersfield	78 <b>82</b>
215	A	Oregon St.	59 <b>61</b>
215	H	Oregon St.	81 72
247	A	Santa Clara	99 72
272	A	Boise St.	80 64
300	A	Long Beach St.	88 76
330	H	Sacramento St.	110 60

LAST 12 Division I GAMES:

64	N	Arizona	89 <b>90</b>	44	H	Southern California	63 <b>85</b>
64	H	Arizona	65 <b>88</b>	9	H	UCLA	48 <b>75</b>
40	H	Arizona St.	66 <b>75</b>	155	A	Washington St.	90 <b>96</b>
5	A	Stanford	60 <b>99</b>	141	A	Washington	76 <b>90</b>
83	A	California	60 46	83	H	California	65 <b>81</b>
215	A	Oregon St.	59 <b>61</b>	5	H	Stanford	56 <b>91</b>

Non-Div I Games: Western Ore. 110 70

Oregon

Loss, Non-Conf, S Site, H Home A Away N Neutral

Average RPI Win:	225	WON-LOST	WINNING	LAST 10	STRENGTH OF	OPP. STRENGTH	TEAM	ADJ.	CONF.	ADJ CONF.
Average RPI Loss:	83	RECORD	PCT. RANK	GAMES	SCHEDULE	OF SCHEDULE	RPI	RPI	RPI	RPI
DIV. I ONLY	9- 21	269	2- 8	116	74	217	215	6	6	
DIV. I NON-CONF.	7- 4	94	0- 0	278	286	166	169	6	6	
TOTALS	RPI 1-25	RPI 26-50	W-L RECORDS	RPI 51-100	RPI 101-150	RPI 150+				
9- 21	0- 5	0- 5	OVERALL	1- 4	1- 2	7- 5				
4- 9	0- 2	0- 2	HOME	0- 2	0- 2	4- 1				
3- 10	0- 2	0- 2	AWAY	0- 2	1- 0	2- 4				
2- 2	0- 1	0- 1	NEUTRAL	1- 0	0- 0	1- 0				
7- 4	0- 1	0- 0	NON-CONFERENCE	1- 0	0- 1	6- 2				
3- 1	0- 0	0- 0	HOME	0- 0	0- 1	3- 0				
2- 2	0- 0	0- 0	AWAY	0- 0	0- 0	2- 2				
2- 1	0- 1	0- 0	NEUTRAL	1- 0	0- 0	1- 0				
2- 17	0- 4	0- 5	CONFERENCE	0- 4	1- 1	1- 3				
1- 8	0- 2	0- 2	HOME	0- 2	0- 1	1- 1				
1- 8	0- 2	0- 2	AWAY	0- 2	1- 0	0- 2				
0- 1	0- 0	0- 1	NEUTRAL	0- 0	0- 0	0- 0				

RPI	S	Opponent	Score	RPI	S	Opponent	Score	RPI	S	Opponent	Score	RPI	S	Opponent	Score	Team's RPI: 215
5	A	Stanford	37 73	40	A	Arizona St.	46 49	64	A	Arizona	65 67	107	H	Pepperdine	54 57	
5	H	Stanford	44 74	40	H	Arizona St.	54 59	64	H	Arizona	46 50	141	A	Washington	51 46	
9	A	UCLA	46 58	40	N	Arizona St.	44 50	83	A	California	49 58	141	H	Washington	52 55	
9	H	UCLA	48 58	44	A	Southern California	45 53	83	H	California	47 60	154	A	Oregon	72 81	
23	N	Rutgers	52 65	44	H	Southern California	51 70	94	N	Eastern Mich.	59 44	154	H	Oregon	61 59	
												155	A	Washington St.	64 67	
												155	H	Washington St.	50 58	
												197	H	Cal St. Bakersfield	68 59	
												236	A	Hawaii	49 54	
												238	A	Southern Utah	61 62	
												239	A	UNLV	57 45	
												267	H	Eastern Wash.	64 60	
												300	H	Long Beach St.	71 39	
												315	N	Cal St. Northridge	49 32	
												318	A	Weber St.	62 55	
LAST 12 Division I GAMES:																
44	N	Arizona St.	44 50	9	H	UCLA	48 58									
40	H	Arizona St.	54 59	44	H	Southern California	51 70									
64	H	Arizona	46 50	141	A	Washington	51 46									
83	A	California	49 58	155	A	Washington St.	64 67									
5	A	Stanford	37 73	5	H	Stanford	44 74									
154	H	Oregon	61 59	83	H	California	47 60									

Non-Div I Games:

Oregon St.

■ Loss, 
■ Non-Conf, 
■ S Site, 
■ H Home 
■ A Away 
N Neutral

Average RPI Win:	247	WON-LOST	WINNING	LAST 10	STRENGTH OF	OPP. STRENGTH	TEAM	ADJ.	CONF.	ADJ CONF.
Average RPI Loss:	167	RECORD	PCT. RANK	GAMES	SCHEDULE	OF SCHEDULE	RPI	RPI	RPI	RPI
DIV. I ONLY	9- 22	280	3- 7	224	207	282	280	20	19	
DIV. I NON-CONF.	3- 10	287	0- 0	223	190	287	287	18	18	
TOTALS	RPI 1-25	RPI 26-50	W-L RECORDS	RPI 51-100	RPI 101-150	RPI 150+				
9- 22	0- 2	0- 1	OVERALL	0- 1	3- 4	6- 14				
4- 10	0- 1	0- 1	HOME	0- 0	0- 3	4- 5				
5- 10	0- 0	0- 0	AWAY	0- 1	3- 1	2- 8				
0- 2	0- 1	0- 0	NEUTRAL	0- 0	0- 0	0- 1				
3- 10	0- 2	0- 1	NON-CONFERENCE	0- 1	0- 0	3- 6				
2- 4	0- 1	0- 1	HOME	0- 0	0- 0	2- 2				
1- 5	0- 0	0- 0	AWAY	0- 1	0- 0	1- 4				
0- 1	0- 1	0- 0	NEUTRAL	0- 0	0- 0	0- 0				
6- 12	0- 0	0- 0	CONFERENCE	0- 0	3- 4	3- 8				
2- 6	0- 0	0- 0	HOME	0- 0	0- 3	2- 3				
4- 5	0- 0	0- 0	AWAY	0- 0	3- 1	1- 4				
0- 1	0- 0	0- 0	NEUTRAL	0- 0	0- 0	0- 1				

RPI 1-25				RPI 26-50				RPI 51-100				RPI 101+ Team's RPI: 280			
RPI	S	Opponent	Score	RPI	S	Opponent	Score	RPI	S	Opponent	Score	RPI	S	Opponent	Score
1	H	Connecticut	42 85	47	H	Fresno St.	64 66	93	A	St. Mary's (CA)	63 79	101	A	UC Davis	65 60
23	N	Rutgers	39 71									101	H	UC Davis	57 65
												114	A	UC Riverside	62 59
												114	H	UC Riverside	56 72
												122	A	UC Santa Barbara	47 56
												122	A	UC Santa Barbara	49 45
												122	H	UC Santa Barbara	62 69
												152	A	Montana St.	58 107
												170	A	Cal Poly	74 84
												170	H	Cal Poly	73 83
												170	N	Cal Poly	55 70
												183	A	UC Irvine	66 74
												183	H	UC Irvine	58 69
												193	H	Portland	73 86
												200	H	San Diego	61 72
												238	A	Southern Utah	78 79
												239	A	UNLV	44 56
												247	A	Santa Clara	47 52
												282	A	Cal St. Fullerton	67 72
												282	H	Cal St. Fullerton	69 65
												300	A	Long Beach St.	60 73
												300	H	Long Beach St.	76 65
												315	A	Cal St. Northridge	63 49
												315	H	Cal St. Northridge	68 74
												324	A	San Francisco	76 54
												330	H	Sacramento St.	94 86
LAST 12 Division I GAMES:															
170	N	Cal Poly	55 70	183	A	UC Irvine	66 74	101	A	UC Davis	65 60	315	A	Cal St. Northridge	63 49
122	A	UC Santa Barbara	49 45	170	H	Cal Poly	73 83	122	H	UC Santa Barbara	62 69	324	A	San Francisco	76 54
315	A	Cal St. Northridge	63 49	114	A	UC Riverside	62 59	300	A	Long Beach St.	60 73	330	H	Sacramento St.	94 86
114	H	UC Riverside	56 72												
183	H	UC Irvine	58 69												
282	A	Cal St. Fullerton	67 72												

Non-Div I Games:

Pacific

■ Loss, 
■ Non-Conf, 
■ S Site, 
■ Home 
■ A Away 
N Neutral



RPI	S	Opponent	Score
334	H	San Jose St.	70 57

P  
a  
c  
i  
f  
i  
c

P  
a  
c  
i  
f  
i  
c

Pacific

Average RPI Win: <b>294</b>	WON-LOST	WINNING	LAST 10	STRENGTH OF	OPP. STRENGTH	TEAM	ADJ.	CONF.	ADJ CONF.
Average RPI Loss: <b>184</b>	RECORD	PCT. RANK	GAMES	SCHEDULE	OF SCHEDULE	RPI	RPI	RPI	RPI
DIV. I ONLY	11- 17	229	4- 6	340	223	305	304	28	28
DIV. I NON-CONF.	6- 8	203	0- 0	334	200	299	299	27	27
TOTALS	RPI 1-25	RPI 26-50	W-L RECORDS	RPI 51-100	RPI 101-150	RPI 150+			
11- 17	0- 0	0- 1	OVERALL	0- 5	0- 1	11- 10			
7- 7	0- 0	0- 1	HOME	0- 2	0- 1	7- 3			
4- 10	0- 0	0- 0	AWAY	0- 3	0- 0	4- 7			
0- 0	0- 0	0- 0	NEUTRAL	0- 0	0- 0	0- 0			
6- 8	0- 0	0- 1	NON-CONFERENCE	0- 3	0- 1	6- 3			
3- 4	0- 0	0- 1	HOME	0- 1	0- 1	3- 1			
3- 4	0- 0	0- 0	AWAY	0- 2	0- 0	3- 2			
0- 0	0- 0	0- 0	NEUTRAL	0- 0	0- 0	0- 0			
5- 9	0- 0	0- 0	CONFERENCE	0- 2	0- 0	5- 7			
4- 3	0- 0	0- 0	HOME	0- 1	0- 0	4- 2			
1- 6	0- 0	0- 0	AWAY	0- 1	0- 0	1- 5			
0- 0	0- 0	0- 0	NEUTRAL	0- 0	0- 0	0- 0			

RPI S	Opponent	Score	RPI S	Opponent	Score	RPI S	Opponent	Score	RPI S	Opponent	Score	Team's RPI: 304
37	H Temple	55 62	62	A Virginia	45 54	111	H Villanova	52 57				
			68	H St. Joseph's	45 60	175	A Harvard	84 88				
			70	A Princeton	45 56	175	H Harvard	48 56				
			70	H Princeton	27 78	201	H La Salle	45 40				
			95	A Drexel	31 62	210	A Yale	44 53				
						210	H Yale	53 66				
						242	A Lafayette	59 52				
						252	A Army	44 53				
						285	A Brown	52 32				
						285	H Brown	55 43				
						292	H Bryant	70 59				
						303	A Columbia	54 61				
						303	H Columbia	60 40				
						307	A Dartmouth	65 68				
						307	H Dartmouth	60 49				
						316	A Rider	60 45				
						322	A Cornell	51 57				
						322	H Cornell	51 33				
						323	A NJIT	63 74				
						335	H Maine	69 48				
						338	H Niagara	51 52				
						341	A St. Francis (NY)	66 38				
LAST 12 Division I GAMES:												
70	H Princeton	27 78	285	H Brown	55 43							
307	H Dartmouth	60 49	303	H Columbia	60 40							
175	H Harvard	48 56	322	H Cornell	51 33							
322	A Cornell	51 57	175	A Harvard	84 88							
303	A Columbia	54 61	307	A Dartmouth	65 68							
210	H Yale	53 66	285	A Brown	52 32							

Non-Div I Games:

Penn

■ Loss, 
 ■ Non-Conf, 
 S Site, 
 ■ Home 
 ■ Away 
 N Neutral

Average RPI Win:	126	WON-LOST	WINNING	LAST 10	STRENGTH OF	OPP. STRENGTH	TEAM	ADJ.	CONF.	ADJ CONF.
Average RPI Loss:	43	RECORD	PCT. RANK	GAMES	SCHEDULE	OF SCHEDULE	RPI	RPI	RPI	RPI
DIV. I ONLY	24- 9	44	6- 4	58	30	32	29	5	5	
DIV. I NON-CONF.	11- 3	42	0- 0	95	109	41	40	3	3	
TOTALS	RPI 1-25	RPI 26-50	W-L RECORDS	RPI 51-100	RPI 101-150	RPI 150+				
24- 9	3- 4	3- 2	OVERALL	5- 3	3- 0	10- 0				
13- 3	2- 1	1- 1	HOME	3- 1	1- 0	6- 0				
7- 4	1- 1	1- 1	AWAY	2- 2	0- 0	3- 0				
4- 2	0- 2	1- 0	NEUTRAL	0- 0	2- 0	1- 0				
11- 3	0- 1	2- 0	NON-CONFERENCE	2- 2	2- 0	5- 0				
7- 1	0- 0	1- 0	HOME	2- 1	0- 0	4- 0				
2- 1	0- 0	1- 0	AWAY	0- 1	0- 0	1- 0				
2- 1	0- 1	0- 0	NEUTRAL	0- 0	2- 0	0- 0				
13- 6	3- 3	1- 2	CONFERENCE	3- 1	1- 0	5- 0				
6- 2	2- 1	0- 1	HOME	1- 0	1- 0	2- 0				
5- 3	1- 1	0- 1	AWAY	2- 1	0- 0	2- 0				
2- 1	0- 1	1- 0	NEUTRAL	0- 0	0- 0	1- 0				

RPI S	Opponent	Score	RPI S	Opponent	Score	Team's RPI: 29	RPI S	Opponent	Score	RPI S	Opponent	Score
7	A Ohio St.	67 89	28	H Texas Tech	76 68		53	A Michigan	81 63	120	H Minnesota	58 54
7	H Ohio St.	80 71	46	A Dayton	112 107		55	H South Carolina	78 48	123	N Utah	70 58
7	N Ohio St.	70 84	48	A Purdue	69 79		58	A Northwestern	80 68	147	N Hartford	71 65
16	H Michigan St.	49 60	48	H Purdue	49 51		58	H Northwestern	66 56	158	A Oakland	96 89
17	A Iowa	82 75	48	N Purdue	73 61		67	A Boston College	104 113	167	A Illinois	67 65
17	H Iowa	68 59					75	A Wisconsin	62 77	167	H Illinois	83 62
22	N Green Bay	74 79					86	H Delaware	64 55	167	N Illinois	79 64
							95	H Drexel	73 84	171	A Indiana	80 77
										171	H Indiana	82 69
										252	H Army	95 65
										265	H Bucknell	96 48
										316	H Rider	95 21
										335	H Maine	95 41
LAST 12 Division I GAMES:												
7	N Ohio St.	70 84	171	A Indiana	80 77							
167	N Illinois	79 64	16	H Michigan St.	49 60							
48	N Purdue	73 61	17	A Iowa	82 75							
58	H Northwestern	66 56	53	A Michigan	81 63							
48	H Purdue	49 51	7	H Ohio St.	80 71							
7	A Ohio St.	67 89	167	A Illinois	67 65							

Non-Div I Games:

Penn St.

# Pepperdine

Through Games Of Sunday, March 13, 2011

Average RPI Win:	203	WON-LOST	WINNING	LAST 10	STRENGTH OF	OPP. STRENGTH	TEAM	ADJ.	CONF.	ADJ CONF.
Average RPI Loss:	134	RECORD	PCT. RANK	GAMES	SCHEDULE	OF SCHEDULE	RPI	RPI	RPI	RPI
DIV. I ONLY	18- 11	103	6- 4	139	198	108	107	15	15	
DIV. I NON-CONF.	9- 5	87	0- 0	117	234	97	97	16	16	
TOTALS	RPI 1-25	RPI 26-50	W-L RECORDS	RPI 51-100	RPI 101-150	RPI 150+				
18- 11	0- 0	1- 3	OVERALL	1- 2	2- 1	14- 5				
11- 3	0- 0	1- 1	HOME	1- 0	1- 1	8- 1				
7- 7	0- 0	0- 2	AWAY	0- 2	1- 0	6- 3				
0- 1	0- 0	0- 0	NEUTRAL	0- 0	0- 0	0- 1				
9- 5	0- 0	1- 1	NON-CONFERENCE	0- 1	2- 1	6- 2				
5- 2	0- 0	1- 0	HOME	0- 0	1- 1	3- 1				
4- 3	0- 0	0- 1	AWAY	0- 1	1- 0	3- 1				
0- 0	0- 0	0- 0	NEUTRAL	0- 0	0- 0	0- 0				
9- 6	0- 0	0- 2	CONFERENCE	1- 1	0- 0	8- 3				
6- 1	0- 0	0- 1	HOME	1- 0	0- 0	5- 0				
3- 4	0- 0	0- 1	AWAY	0- 1	0- 0	3- 2				
0- 1	0- 0	0- 0	NEUTRAL	0- 0	0- 0	0- 1				

RPI S	Opponent	Score	RPI S	Opponent	Score	RPI S	Opponent	Score	RPI S	Opponent	Score	Team's RPI: 107
37	H Temple	73 69	42	A Gonzaga	59 73	93	A St. Mary's (CA)	68 72	101	H UC Davis	62 70	
42	H Gonzaga	61 80	42	H Gonzaga	61 80	93	H St. Mary's (CA)	69 48	114	A UC Riverside	65 61	
47	A Fresno St.	65 78	47	A Fresno St.	65 78	97	A Nevada	61 66	122	H UC Santa Barbara	68 56	
									151	H San Diego St.	61 75	
									170	H Cal Poly	80 45	
									181	A Colorado St.	66 43	
									183	A UC Irvine	75 81	
									193	A Portland	73 78	
									193	H Portland	68 58	
									200	A San Diego	69 52	
									200	H San Diego	61 55	
									200 N	San Diego	68 77	
									215	A Oregon St.	57 54	
									223	A Loyola Marymount	66 61	
									223	H Loyola Marymount	67 39	
									247	A Santa Clara	69 49	
									247	H Santa Clara	91 75	
									272	H Boise St.	82 65	
									282	H Cal St. Fullerton	80 52	
									315	A Cal St. Northridge	108 74	
									324	A San Francisco	46 66	
									324	H San Francisco	72 56	
LAST 12 Division I GAMES:												
200 N	San Diego	68 77	200	H San Diego	61 55							
247	H Santa Clara	91 75	93	H St. Mary's (CA)	69 48							
324	H San Francisco	72 56	324	A San Francisco	46 66							
223	H Loyola Marymount	67 39	247	A Santa Clara	69 49							
42	A Gonzaga	59 73	223	A Loyola Marymount	66 61							
193	A Portland	73 78	193	H Portland	68 58							

Non-Div I Games:

Pepperdine

Loss, Non-Conf, S Site, H Home A Away N Neutral

Average RPI Win:	185	WON-LOST	WINNING	LAST 10	STRENGTH OF	OPP. STRENGTH	TEAM	ADJ.	CONF.	ADJ CONF.
Average RPI Loss:	39	RECORD	PCT. RANK	GAMES	SCHEDULE	OF SCHEDULE	RPI	RPI	RPI	RPI
DIV. I ONLY	14- 17	194	4- 6	49	32	98	96	3	3	
DIV. I NON-CONF.	8- 5	105	0- 0	148	76	105	106	2	2	
TOTALS	RPI 1-25	RPI 26-50	W-L RECORDS	RPI 51-100	RPI 101-150	RPI 150+				
14- 17	0- 8	1- 4	OVERALL	1- 3	4- 2	8- 0				
8- 6	0- 4	0- 1	HOME	0- 0	3- 1	5- 0				
4- 9	0- 3	1- 2	AWAY	1- 3	0- 1	2- 0				
2- 2	0- 1	0- 1	NEUTRAL	0- 0	1- 0	1- 0				
8- 5	0- 1	0- 1	NON-CONFERENCE	1- 2	1- 1	6- 0				
5- 1	0- 1	0- 0	HOME	0- 0	1- 0	4- 0				
2- 3	0- 0	0- 0	AWAY	1- 2	0- 1	1- 0				
1- 1	0- 0	0- 1	NEUTRAL	0- 0	0- 0	1- 0				
6- 12	0- 7	1- 3	CONFERENCE	0- 1	3- 1	2- 0				
3- 5	0- 3	0- 1	HOME	0- 0	2- 1	1- 0				
2- 6	0- 3	1- 2	AWAY	0- 1	0- 0	1- 0				
1- 1	0- 1	0- 0	NEUTRAL	0- 0	1- 0	0- 0				

RPI	S	Opponent	Score	RPI	S	Opponent	Score	RPI	S	Opponent	Score	RPI	S	Opponent	Score
1	A	Connecticut	46 66	28	N	Texas Tech	65 78	52	A	Duquesne	62 70	111	H	Villanova	52 54
3	H	Duke	55 93	31	A	West Virginia	60 53	54	A	Syracuse	60 69	117	H	Providence	60 57
10	H	Notre Dame	50 82	31	H	West Virginia	79 90	81	A	St. Francis (PA)	71 85	120	A	Minnesota	63 73
11	H	DePaul	51 67	32	A	St. John's (NY)	63 72	87	A	Central Mich.	94 78	133	H	South Fla.	70 66
18	A	Georgetown	57 67	36	A	Louisville	68 79					133	N	South Fla.	63 60
23	A	Rutgers	42 54									137	H	Loyola Maryland	73 45
24	H	Marquette	70 74									166	H	Cincinnati	79 48
24	N	Marquette	61 65									189	A	Seton Hall	64 58
												222	H	Radford	77 46
												232	H	Austin Peay	75 53
												274	A	Valparaiso	86 51
												286	H	Mt. St. Mary's	66 30
												288	H	Youngstown St.	78 58
												290	N	Texas-Arlington	95 61
LAST 12 Division I GAMES:															
		24	N	Marquette	61	65				117	H	Providence	60	57	
		133	N	South Fla.	63	60				133	H	South Fla.	70	66	
		111	H	Villanova	52	54				23	A	Rutgers	42	54	
		32	A	St. John's (NY)	63	72				31	A	West Virginia	60	53	
		18	A	Georgetown	57	67				166	H	Cincinnati	79	48	
		31	H	West Virginia	79	90				24	H	Marquette	70	74	

Non-Div I Games:

Pittsburgh

■ Loss, 
■ Non-Conf, 
■ S Site, 
■ H Home 
■ A Away 
N Neutral

Average RPI Win:	236	WON-LOST	WINNING	LAST 10	STRENGTH OF	OPP. STRENGTH	TEAM	ADJ.	CONF.	ADJ CONF.
Average RPI Loss:	138	RECORD	PCT. RANK	GAMES	SCHEDULE	OF SCHEDULE	RPI	RPI	RPI	RPI
DIV. I ONLY	16- 15	161	4- 6	235	172	191	193	15	15	
DIV. I NON-CONF.	9- 6	117	0- 0	292	216	190	192	16	16	
TOTALS	RPI 1-25	RPI 26-50	W-L RECORDS	RPI 51-100	RPI 101-150	RPI 150+				
16- 15	0- 0	0- 3	OVERALL	0- 3	2- 2	14- 7				
7- 6	0- 0	0- 1	HOME	0- 1	1- 0	6- 4				
8- 7	0- 0	0- 1	AWAY	0- 1	1- 2	7- 3				
1- 2	0- 0	0- 1	NEUTRAL	0- 1	0- 0	1- 0				
9- 6	0- 0	0- 0	NON-CONFERENCE	0- 1	1- 1	8- 4				
3- 3	0- 0	0- 0	HOME	0- 0	0- 0	3- 3				
6- 2	0- 0	0- 0	AWAY	0- 0	1- 1	5- 1				
0- 1	0- 0	0- 0	NEUTRAL	0- 1	0- 0	0- 0				
7- 9	0- 0	0- 3	CONFERENCE	0- 2	1- 1	6- 3				
4- 3	0- 0	0- 1	HOME	0- 1	1- 0	3- 1				
2- 5	0- 0	0- 1	AWAY	0- 1	0- 1	2- 2				
1- 1	0- 0	0- 1	NEUTRAL	0- 0	0- 0	1- 0				

RPI S	Opponent	Score	RPI S	Opponent	Score	RPI S	Opponent	Score	RPI S	Opponent	Score	Team's RPI: 193
42	A Gonzaga	67 87	42	H Gonzaga	55 81	84	N Lamar	66 76	107	A Pepperdine	58 68	
42	H Gonzaga		42	N Gonzaga	71 96	93	A St. Mary's (CA)	76 78	107	H Pepperdine	78 73	
						93	H St. Mary's (CA)	52 62	132	A Portland St.	62 64	
									134	A Montana	62 55	
									152	A Montana St.	82 61	
									154	H Oregon	79 83	
									155	H Washington St.	91 80	
									163	H Idaho	66 71	
									183	A UC Irvine	56 73	
									200	A San Diego	65 60	
									200	H San Diego	77 78	
									223	A Loyola Marymount	70 78	
									223	H Loyola Marymount	78 69	
									236	H Hawaii	66 61	
									247	A Santa Clara	55 77	
									247	H Santa Clara	70 62	
									247	N Santa Clara	75 64	
									258	H Seattle	58 61	
									267	A Eastern Wash.	77 58	
									272	A Boise St.	83 76	
									275	H Air Force	62 51	
									280	A Pacific	86 73	
									324	A San Francisco	69 55	
									324	H San Francisco	74 57	
									329	A Houston Baptist	80 59	
LAST 12 Division I GAMES:												
42	N Gonzaga	71 96	223	H Loyola Marymount	78 69							
247	N Santa Clara	75 64	107	H Pepperdine	78 73							
93	H St. Mary's (CA)	52 62	42	A Gonzaga	67 87							
200	H San Diego	77 78	93	A St. Mary's (CA)	76 78							
247	A Santa Clara	55 77	200	A San Diego	65 60							
324	A San Francisco	69 55	247	H Santa Clara	70 62							

Non-Div I Games:

Portland

■ Loss, 
 ■ Non-Conf, 
 ■ S Site, 
 ■ Home 
 ■ A Away 
 N Neutral

Average RPI Win: <b>215</b>	WON-LOST	WINNING	LAST 10	STRENGTH OF	OPP. STRENGTH	TEAM	ADJ.	CONF.	ADJ CONF.
Average RPI Loss: <b>156</b>	RECORD	PCT. RANK	GAMES	SCHEDULE	OF SCHEDULE	RPI	RPI	RPI	RPI
DIV. I ONLY	<b>18- 11</b>	<b>103</b>	<b>8- 2</b>	<b>201</b>	<b>212</b>	<b>132</b>	<b>132</b>	<b>24</b>	<b>24</b>
DIV. I NON-CONF.	<b>5- 6</b>	<b>192</b>	<b>0- 0</b>	<b>71</b>	<b>101</b>	<b>132</b>	<b>129</b>	<b>20</b>	<b>20</b>
TOTALS	RPI 1-25	RPI 26-50	W-L RECORDS	RPI 51-100	RPI 101-150	RPI 150+			
18- 11	0- 1	0- 0	OVERALL	1- 3	3- 2	14- 5			
12- 2	0- 1	0- 0	HOME	0- 0	1- 1	11- 0			
5- 9	0- 0	0- 0	AWAY	0- 3	2- 1	3- 5			
1- 0	0- 0	0- 0	NEUTRAL	1- 0	0- 0	0- 0			
5- 6	0- 1	0- 0	NON-CONFERENCE	1- 3	1- 1	3- 1			
3- 1	0- 1	0- 0	HOME	0- 0	0- 0	3- 0			
1- 5	0- 0	0- 0	AWAY	0- 3	1- 1	0- 1			
1- 0	0- 0	0- 0	NEUTRAL	1- 0	0- 0	0- 0			
13- 5	0- 0	0- 0	CONFERENCE	0- 0	2- 1	11- 4			
9- 1	0- 0	0- 0	HOME	0- 0	1- 1	8- 0			
4- 4	0- 0	0- 0	AWAY	0- 0	1- 0	3- 4			
0- 0	0- 0	0- 0	NEUTRAL	0- 0	0- 0	0- 0			

RPI 1-25				RPI 26-50				RPI 51-100				RPI 101+ Team's RPI: 132			
RPI	S	Opponent	Score	RPI	S	Opponent	Score	RPI	S	Opponent	Score	RPI	S	Opponent	Score
19	H	Georgia Tech	53 <b>69</b>					61	A	BYU	67 <b>82</b>	122	A	UC Santa Barbara	69 66
								72	N	Tulane	83 76	134	A	Montana	70 65
								83	A	California	49 <b>82</b>	134	H	Montana	58 <b>62</b>
								97	A	Nevada	57 <b>85</b>	134	H	Montana	53 47
												141	A	Washington	50 <b>51</b>
												152	A	Montana St.	81 77
												152	H	Montana St.	65 63
												183	A	UC Irvine	61 <b>75</b>
												193	H	Portland	64 62
												203	A	Idaho St.	58 <b>63</b>
												203	H	Idaho St.	89 79
												214	A	Northern Colo.	60 <b>72</b>
												214	H	Northern Colo.	67 60
												223	H	Loyola Marymount	65 39
												236	H	Hawaii	77 66
												262	A	Northern Ariz.	56 48
												262	H	Northern Ariz.	76 55
												267	A	Eastern Wash.	62 <b>70</b>
												267	H	Eastern Wash.	77 70
												267	H	Eastern Wash.	73 62
												318	A	Weber St.	62 <b>65</b>
												318	H	Weber St.	68 60
												330	A	Sacramento St.	97 73
												330	H	Sacramento St.	92 74
LAST 12 Division I GAMES:															
134	H	Montana	58 <b>62</b>	262	H	Northern Ariz.	76 55								
267	H	Eastern Wash.	73 62	318	H	Weber St.	68 60								
152	H	Montana St.	65 63	203	A	Idaho St.	58 <b>63</b>								
134	H	Montana	53 47	214	H	Northern Colo.	67 60								
152	A	Montana St.	81 77	330	H	Sacramento St.	92 74								
134	A	Montana	70 65	330	A	Sacramento St.	97 73								

Non-Div I Games: Corban 96 55 Lewis & Clark 74 47

Portland St.

Loss, Non-Conf, S Site, H Home A Away N Neutral

Average RPI Win:	277	WON-LOST	WINNING	LAST 10	STRENGTH OF	OPP. STRENGTH	TEAM	ADJ.	CONF.	ADJ CONF.
Average RPI Loss:	122	RECORD	PCT. RANK	GAMES	SCHEDULE	OF SCHEDULE	RPI	RPI	RPI	RPI
DIV. I ONLY	21- 11	78	8- 2	265	323	149	150	33	33	
DIV. I NON-CONF.	4- 7	224	0- 0	52	35	141	141	33	33	
TOTALS	RPI 1-25	RPI 26-50	W-L RECORDS	RPI 51-100	RPI 101-150	RPI 150+				
21- 11	0- 2	0- 4	OVERALL	0- 0	1- 1	20- 4				
8- 0	0- 0	0- 0	HOME	0- 0	0- 0	8- 0				
5- 10	0- 2	0- 4	AWAY	0- 0	0- 0	5- 4				
8- 1	0- 0	0- 0	NEUTRAL	0- 0	1- 1	7- 0				
4- 7	0- 2	0- 4	NON-CONFERENCE	0- 0	1- 1	3- 0				
0- 0	0- 0	0- 0	HOME	0- 0	0- 0	0- 0				
0- 6	0- 2	0- 4	AWAY	0- 0	0- 0	0- 0				
4- 1	0- 0	0- 0	NEUTRAL	0- 0	1- 1	3- 0				
17- 4	0- 0	0- 0	CONFERENCE	0- 0	0- 0	17- 4				
8- 0	0- 0	0- 0	HOME	0- 0	0- 0	8- 0				
5- 4	0- 0	0- 0	AWAY	0- 0	0- 0	5- 4				
4- 0	0- 0	0- 0	NEUTRAL	0- 0	0- 0	4- 0				

RPI 1-25			RPI 26-50			RPI 51-100			RPI 101+ Team's RPI: 150		
RPI	S	Opponent	Score	RPI	S	Opponent	Score	RPI	S	Opponent	Score
19	A	Georgia Tech	37 61	27	A	Louisiana Tech	46 79	115	N	East Carolina	55 68
20	A	Oklahoma	55 78	31	A	West Virginia	39 71	142	N	Gardner-Webb	65 58
				33	A	Iowa St.	50 58	186	N	La.-Monroe	49 44
				49	A	LSU	48 70	190	A	Southern U.	43 46
								190	H	Southern U.	61 51
								190	N	Southern U.	48 44
								251	A	Alcorn St.	49 44
								251	H	Alcorn St.	55 53
								259	A	Grambling	46 40
								259	N	Grambling	47 41
								259	N	Grambling	70 61
								264	A	Mississippi Val.	69 71
								264	H	Mississippi Val.	52 43
								269	A	Alabama A&M	50 61
								269	H	Alabama A&M	68 49
								300	N	Long Beach St.	62 52
								319	N	Tex.-Pan American	84 63
								327	A	Jackson St.	40 41
								327	H	Jackson St.	66 48
								327	N	Jackson St.	56 40
								333	A	Alabama St.	50 43
								333	H	Alabama St.	59 36
								339	A	Ark.-Pine Bluff	78 45
								339	H	Ark.-Pine Bluff	99 38
								340	A	Texas Southern	43 38
								340	H	Texas Southern	64 52
LAST 12 Division I GAMES:											
190	N	Southern U.	48 44	333	A	Alabama St.	50 43				
259	N	Grambling	47 41	339	H	Ark.-Pine Bluff	99 38				
327	N	Jackson St.	56 40	264	H	Mississippi Val.	52 43				
190	H	Southern U.	61 51	327	A	Jackson St.	40 41				
251	H	Alcorn St.	55 53	259	A	Grambling	46 40				
269	A	Alabama A&M	50 61	340	A	Texas Southern	43 38				

Non-Div I Games:

Prairie View

Loss, Non-Conf, S Site, H Home A Away N Neutral



Presbyterian

Through Games Of Sunday, March 13, 2011

Average RPI Win:	263	WON-LOST	WINNING	LAST 10	STRENGTH OF	OPP. STRENGTH	TEAM	ADJ.	CONF.	ADJ CONF.
Average RPI Loss:	196	RECORD	PCT. RANK	GAMES	SCHEDULE	OF SCHEDULE	RPI	RPI	RPI	RPI
DIV. I ONLY	8- 20	283	4- 6	306	257	310	310	22	22	
DIV. I NON-CONF.	3- 9	278	1- 0	305	257	320	318	22	22	
TOTALS	RPI 1-25	RPI 26-50	W-L RECORDS	RPI 51-100	RPI 101-150	RPI 150+				
8- 20	0- 0	0- 0	OVERALL	0- 2	1- 5	7- 13				
4- 7	0- 0	0- 0	HOME	0- 0	1- 1	3- 6				
4- 13	0- 0	0- 0	AWAY	0- 2	0- 4	4- 7				
0- 0	0- 0	0- 0	NEUTRAL	0- 0	0- 0	0- 0				
3- 9	0- 0	0- 0	NON-CONFERENCE	0- 2	0- 2	3- 5				
1- 2	0- 0	0- 0	HOME	0- 0	0- 0	1- 2				
2- 7	0- 0	0- 0	AWAY	0- 2	0- 2	2- 3				
0- 0	0- 0	0- 0	NEUTRAL	0- 0	0- 0	0- 0				
5- 11	0- 0	0- 0	CONFERENCE	0- 0	1- 3	4- 8				
3- 5	0- 0	0- 0	HOME	0- 0	1- 1	2- 4				
2- 6	0- 0	0- 0	AWAY	0- 0	0- 2	2- 4				
0- 0	0- 0	0- 0	NEUTRAL	0- 0	0- 0	0- 0				

RPI S	Opponent	Score	RPI S	Opponent	Score	RPI S	Opponent	Score	RPI S	Opponent	Score	Team's RPI: 310
						55	A South Carolina	40 68	109	A Liberty	40 49	
						99	A North Carolina St.	27 74	109	H Liberty	40 51	
									138	A Virginia Tech	52 59	
									139	A Clemson	49 61	
									142	A Gardner-Webb	33 52	
									142	H Gardner-Webb	73 65	
									184	A High Point	43 85	
									184	H High Point	41 56	
									195	H S.C. Upstate	73 78	
									218	A Ohio	57 63	
									222	A Radford	45 49	
									222	H Radford	71 78	
									229	A Furman	60 73	
									248	A Charleston So.	47 52	
									248	H Charleston So.	52 63	
									260	H Campbell	53 51	
									277	A Coastal Caro.	34 47	
									277	H Coastal Caro.	52 36	
									279	A Winthrop	55 40	
									279	H Winthrop	47 56	
									283	A UNC Asheville	74 68	
									283	H UNC Asheville	53 51	
									289	A Savannah St.	54 47	
									289	H Savannah St.	50 52	
									293	A South Carolina St.	51 38	
									325	A N.C. Central	38 43	
LAST 12 Division I GAMES:												
			109	A Liberty	40 49		283	A UNC Asheville	74 68			
			222	H Radford	71 78		289	A Savannah St.	54 47			
			142	H Gardner-Webb	73 65		277	A Coastal Caro.	34 47			
			248	H Charleston So.	52 63		283	H UNC Asheville	53 51			
			279	H Winthrop	47 56		184	H High Point	41 56			
			184	A High Point	43 85		142	A Gardner-Webb	33 52			

Non-Div I Games: Erskine 70 42

Presbyterian

Loss, Non-Conf, S Site, H Home A Away N Neutral

Average RPI Win:	225	WON-LOST	WINNING	LAST 10	STRENGTH OF	OPP. STRENGTH	TEAM	ADJ.	CONF.	ADJ CONF.
Average RPI Loss:	74	RECORD	PCT. RANK	GAMES	SCHEDULE	OF SCHEDULE	RPI	RPI	RPI	RPI
DIV. I ONLY	24- 4	14	10- 0	245	191	69	70	28	28	
DIV. I NON-CONF.	11- 3	42	0- 0	112	46	43	42	27	27	
TOTALS	RPI 1-25	RPI 26-50	W-L RECORDS	RPI 51-100	RPI 101-150	RPI 150+				
24- 4	0- 1	1- 1	OVERALL	3- 1	2- 0	18- 1				
13- 0	0- 0	0- 0	HOME	1- 0	1- 0	11- 0				
10- 4	0- 1	0- 1	AWAY	2- 1	1- 0	7- 1				
1- 0	0- 0	1- 0	NEUTRAL	0- 0	0- 0	0- 0				
11- 3	0- 1	1- 1	NON-CONFERENCE	3- 1	2- 0	5- 0				
6- 0	0- 0	0- 0	HOME	1- 0	1- 0	4- 0				
4- 3	0- 1	0- 1	AWAY	2- 1	1- 0	1- 0				
1- 0	0- 0	1- 0	NEUTRAL	0- 0	0- 0	0- 0				
13- 1	0- 0	0- 0	CONFERENCE	0- 0	0- 0	13- 1				
7- 0	0- 0	0- 0	HOME	0- 0	0- 0	7- 0				
6- 1	0- 0	0- 0	AWAY	0- 0	0- 0	6- 1				
0- 0	0- 0	0- 0	NEUTRAL	0- 0	0- 0	0- 0				

RPI 1-25				RPI 26-50				RPI 51-100 Team's RPI: 70				RPI 101+			
RPI	S	Opponent	Score	RPI	S	Opponent	Score	RPI	S	Opponent	Score	RPI	S	Opponent	Score
23	A	Rutgers	53 54	30	A	Vanderbilt	68 74	68	A	St. Joseph's	61 70	113	A	Wake Forest	71 63
				44	N	Southern California	60 59	86	A	Delaware	68 50	140	H	Navy	74 61
								95	H	Drexel	64 52	175	A	Harvard	67 73
								98	A	Lehigh	69 52	175	H	Harvard	68 59
												201	H	La Salle	94 51
												210	A	Yale	52 37
												210	H	Yale	73 57
												216	A	Davidson	67 61
												219	H	Fairleigh Dickinson	78 37
												242	H	Lafayette	90 58
												285	A	Brown	70 48
												285	H	Brown	75 38
												303	A	Columbia	65 52
												303	H	Columbia	57 35
												304	A	Penn	78 27
												304	H	Penn	56 45
												307	A	Dartmouth	75 50
												307	H	Dartmouth	81 42
												316	H	Rider	87 45
												322	A	Cornell	71 44
												322	H	Cornell	65 43
LAST 12 Division I GAMES:															
304	A	Penn	78 27	210	H	Yale	73 57								
175	H	Harvard	68 59	322	H	Cornell	65 43								
307	H	Dartmouth	81 42	303	H	Columbia	57 35								
303	A	Columbia	65 52	307	A	Dartmouth	75 50								
322	A	Cornell	71 44	175	A	Harvard	67 73								
285	H	Brown	75 38	210	A	Yale	52 37								

Non-Div I Games:

Princeton

# Providence

Through Games Of Sunday, March 13, 2011

Average RPI Win:	178	WON-LOST	WINNING	LAST 10	STRENGTH OF	OPP. STRENGTH	TEAM	ADJ.	CONF.	ADJ CONF.
Average RPI Loss:	52	RECORD	PCT. RANK	GAMES	SCHEDULE	OF SCHEDULE	RPI	RPI	RPI	RPI
DIV. I ONLY	13- 16	196	4- 6	74	52	119	117	3	3	
DIV. I NON-CONF.	7- 5	123	0- 0	152	203	122	121	2	2	
TOTALS	RPI 1-25	RPI 26-50	W-L RECORDS	RPI 51-100	RPI 101-150	RPI 150+				
13- 16	0- 6	1- 4	OVERALL	0- 3	4- 2	8- 1				
8- 6	0- 4	1- 1	HOME	0- 0	2- 0	5- 1				
5- 6	0- 2	0- 1	AWAY	0- 3	2- 0	3- 0				
0- 4	0- 0	0- 2	NEUTRAL	0- 0	0- 2	0- 0				
7- 5	0- 0	0- 2	NON-CONFERENCE	0- 1	1- 1	6- 1				
5- 1	0- 0	0- 0	HOME	0- 0	0- 0	5- 1				
2- 1	0- 0	0- 0	AWAY	0- 1	1- 0	1- 0				
0- 3	0- 0	0- 2	NEUTRAL	0- 0	0- 1	0- 0				
6- 11	0- 6	1- 2	CONFERENCE	0- 2	3- 1	2- 0				
3- 5	0- 4	1- 1	HOME	0- 0	2- 0	0- 0				
3- 5	0- 2	0- 1	AWAY	0- 2	1- 0	2- 0				
0- 1	0- 0	0- 0	NEUTRAL	0- 0	0- 1	0- 0				

RPI S Opponent	Score	RPI S Opponent	Score	RPI S Opponent	Score	RPI S Opponent	Score	Team's RPI: 117
1 H Connecticut	38 68	31 A West Virginia	45 59	54 A Syracuse	47 63	105 N Alabama	80 82	
10 H Notre Dame	43 79	32 H St. John's (NY)	53 69	68 A St. Joseph's	49 64	111 A Villanova	58 53	
11 A DePaul	38 71	36 H Louisville	63 61	96 A Pittsburgh	57 60	111 H Villanova	58 49	
18 H Georgetown	45 49	40 N Arizona St.	56 63			111 N Villanova	50 52	
23 A Rutgers	39 60	43 N Florida	56 73			133 H South Fla.	64 57	
24 H Marquette	50 62					147 A Hartford	75 53	
						158 H Oakland	50 49	
						162 H Hofstra	76 80	
						166 A Cincinnati	57 43	
						189 A Seton Hall	58 55	
						199 H Boston U.	65 55	
						210 H Yale	74 62	
						266 H Massachusetts	71 48	
						285 A Brown	55 30	
						302 H Rhode Island	71 40	
LAST 12 Division I GAMES:								
111 N Villanova	50 52	1 H Connecticut	38 68					
36 H Louisville	63 61	111 H Villanova	58 49					
54 A Syracuse	47 63	189 A Seton Hall	58 55					
24 H Marquette	50 62	31 A West Virginia	45 59					
166 A Cincinnati	57 43	32 H St. John's (NY)	53 69					
96 A Pittsburgh	57 60	23 A Rutgers	39 60					

Non-Div I Games:

Providence

Loss, Non-Conf, S Site, H Home A Away N Neutral

Average RPI Win:	141	WON-LOST	WINNING	LAST 10	STRENGTH OF	OPP. STRENGTH	TEAM	ADJ.	CONF.	ADJ CONF.
Average RPI Loss:	32	RECORD	PCT. RANK	GAMES	SCHEDULE	OF SCHEDULE	RPI	RPI	RPI	RPI
DIV. I ONLY	20- 11	84	6- 4	50	24	49	48	5	5	
DIV. I NON-CONF.	10- 3	47	1- 0	72	51	34	34	3	3	
TOTALS	RPI 1-25	RPI 26-50	W-L RECORDS	RPI 51-100	RPI 101-150	RPI 150+				
20- 11	2- 6	2- 1	OVERALL	4- 4	3- 0	9- 0				
14- 3	2- 2	1- 0	HOME	3- 1	1- 0	7- 0				
4- 7	0- 4	1- 0	AWAY	0- 3	2- 0	1- 0				
2- 1	0- 0	0- 1	NEUTRAL	1- 0	0- 0	1- 0				
10- 3	1- 3	0- 0	NON-CONFERENCE	2- 0	2- 0	5- 0				
8- 1	1- 1	0- 0	HOME	1- 0	1- 0	5- 0				
1- 2	0- 2	0- 0	AWAY	0- 0	1- 0	0- 0				
1- 0	0- 0	0- 0	NEUTRAL	1- 0	0- 0	0- 0				
10- 8	1- 3	2- 1	CONFERENCE	2- 4	1- 0	4- 0				
6- 2	1- 1	1- 0	HOME	2- 1	0- 0	2- 0				
3- 5	0- 2	1- 0	AWAY	0- 3	1- 0	1- 0				
1- 1	0- 0	0- 1	NEUTRAL	0- 0	0- 0	1- 0				

RPI	S	Opponent	Score	RPI	S	Opponent	Score	RPI	S	Opponent	Score	RPI	S	Opponent	Score
6	A	Texas A&M	55 100	29	A	Penn St.	51 49	53	A	Michigan	45 57	118	H	South Dakota St.	73 40
7	A	Ohio St.	67 90	29	H	Penn St.	79 69	53	H	Michigan	65 64	120	A	Minnesota	60 50
7	H	Ohio St.	74 76	29	N	Penn St.	61 73	58	A	Northwestern	64 76	142	A	Gardner-Webb	59 58
10	A	Notre Dame	51 72					58	H	Northwestern	54 43	167	H	Illinois	92 63
11	H	DePaul	67 58					60	H	Toledo	79 66	171	A	Indiana	55 50
14	H	Maryland	55 56					75	A	Wisconsin	46 60	171	H	Indiana	71 57
16	A	Michigan St.	57 76					75	H	Wisconsin	66 68	171	N	Indiana	66 62
17	H	Iowa	60 41					92	N	Auburn	76 56	232	H	Austin Peay	93 53
												235	H	SIU Edwardsville	69 39
												299	H	Western Ill.	76 44
												320	H	Southern Ill.	75 36
												326	H	Murray St.	71 25
LAST 12 Division I GAMES:															
		29 N Penn St.	61 73			7 A Ohio St.	67 90								
		171 N Indiana	66 62			16 A Michigan St.	57 76								
		29 A Penn St.	51 49			17 H Iowa	60 41								
		7 H Ohio St.	74 76			171 H Indiana	71 57								
		120 A Minnesota	60 50			235 H SIU Edwardsville	69 39								
		167 H Illinois	92 63			53 A Michigan	45 57								

Non-Div I Games:

Purdue

■ Loss, 
■ Non-Conf, 
■ S Site, 
■ H Home 
■ A Away 
N Neutral

Quinnipiac

Through Games Of Sunday, March 13, 2011

Average RPI Win:	246	WON-LOST	WINNING	LAST 10	STRENGTH OF	OPP. STRENGTH	TEAM	ADJ.	CONF.	ADJ CONF.
Average RPI Loss:	150	RECORD	PCT. RANK	GAMES	SCHEDULE	OF SCHEDULE	RPI	RPI	RPI	RPI
DIV. I ONLY	14- 16	186	4- 6	195	214	206	207	18	18	
DIV. I NON-CONF.	3- 8	266	0- 0	274	219	294	297	19	19	
TOTALS	RPI 1-25	RPI 26-50	W-L RECORDS	RPI 51-100	RPI 101-150	RPI 150+				
14- 16	0- 0	0- 2	OVERALL	1- 4	2- 3	11- 7				
8- 4	0- 0	0- 0	HOME	0- 2	2- 1	6- 1				
5- 10	0- 0	0- 1	AWAY	1- 2	0- 2	4- 5				
1- 2	0- 0	0- 1	NEUTRAL	0- 0	0- 0	1- 1				
3- 8	0- 0	0- 2	NON-CONFERENCE	0- 1	0- 0	3- 5				
2- 1	0- 0	0- 0	HOME	0- 0	0- 0	2- 1				
0- 5	0- 0	0- 1	AWAY	0- 1	0- 0	0- 3				
1- 2	0- 0	0- 1	NEUTRAL	0- 0	0- 0	1- 1				
11- 8	0- 0	0- 0	CONFERENCE	1- 3	2- 3	8- 2				
6- 3	0- 0	0- 0	HOME	0- 2	2- 1	4- 0				
5- 5	0- 0	0- 0	AWAY	1- 1	0- 2	4- 2				
0- 0	0- 0	0- 0	NEUTRAL	0- 0	0- 0	0- 0				

RPI S	Opponent	Score	RPI S	Opponent	Score	RPI S	Opponent	Score	RPI S	Opponent	Score	Team's RPI: 207
30	A Vanderbilt	53 111	44	N Southern California	59 78	73	A St. Bonaventure	47 66	108	A Sacred Heart	54 66	
						81	H St. Francis (PA)	64 77	108	H Sacred Heart	61 56	
						88	A Monmouth	36 55	128	A Central Conn. St.	58 61	
						88	A Monmouth	60 57	128	H Central Conn. St.	76 75	
						88	H Monmouth	56 62	146	H Robert Morris	67 75	
									157	A Long Island	58 70	
									210	A Yale	68 74	
									219	A Fairleigh Dickinson	52 55	
									219	H Fairleigh Dickinson	75 56	
									231	A Fairfield	48 65	
									242	N Lafayette	54 56	
									252	H Army	69 65	
									261	H Holy Cross	60 72	
									276	A Wagner	77 62	
									276	H Wagner	85 72	
									286	A Mt. St. Mary's	74 60	
									286	H Mt. St. Mary's	77 65	
									287	A New Hampshire	63 75	
									287	N New Hampshire	62 61	
									292	A Bryant	81 67	
									292	H Bryant	85 74	
									311	H Vermont	76 67	
									341	A St. Francis (NY)	56 52	
LAST 12 Division I GAMES:												
88	A Monmouth	36 55	108	H Sacred Heart	61 56							
88	H Monmouth	56 62	341	A St. Francis (NY)	56 52							
219	H Fairleigh Dickinson	75 56	157	A Long Island	58 70							
292	A Bryant	81 67	81	H St. Francis (PA)	64 77							
128	A Central Conn. St.	58 61	146	H Robert Morris	67 75							
108	A Sacred Heart	54 66	276	A Wagner	77 62							

Non-Div I Games:

Quinnipiac

Loss, Non-Conf, S Site, H Home A Away N Neutral

Average RPI Win:	<b>232</b>	WON-LOST	WINNING	LAST 10	STRENGTH OF	OPP. STRENGTH	TEAM	ADJ.	CONF.	ADJ CONF.
Average RPI Loss:	<b>169</b>	RECORD	PCT. RANK	GAMES	SCHEDULE	OF SCHEDULE	RPI	RPI	RPI	RPI
DIV. I ONLY	<b>12- 16</b>	<b>209</b>	<b>5- 5</b>	<b>207</b>	<b>221</b>	<b>223</b>	<b>222</b>	<b>22</b>	<b>22</b>	
DIV. I NON-CONF.	<b>1- 10</b>	<b>326</b>	<b>0- 0</b>	<b>139</b>	<b>94</b>	<b>296</b>	<b>293</b>	<b>22</b>	<b>22</b>	
TOTALS	RPI 1-25	RPI 26-50	W-L RECORDS	RPI 51-100	RPI 101-150	RPI 150+				
12- 16	0- 0	0- 0	OVERALL	0- 5	2- 3	10- 8				
6- 5	0- 0	0- 0	HOME	0- 3	1- 1	5- 1				
6- 10	0- 0	0- 0	AWAY	0- 2	1- 2	5- 6				
0- 1	0- 0	0- 0	NEUTRAL	0- 0	0- 0	0- 1				
1- 10	0- 0	0- 0	NON-CONFERENCE	0- 5	0- 1	1- 4				
0- 3	0- 0	0- 0	HOME	0- 3	0- 0	0- 0				
1- 7	0- 0	0- 0	AWAY	0- 2	0- 1	1- 4				
0- 0	0- 0	0- 0	NEUTRAL	0- 0	0- 0	0- 0				
11- 6	0- 0	0- 0	CONFERENCE	0- 0	2- 2	9- 4				
6- 2	0- 0	0- 0	HOME	0- 0	1- 1	5- 1				
5- 3	0- 0	0- 0	AWAY	0- 0	1- 1	4- 2				
0- 1	0- 0	0- 0	NEUTRAL	0- 0	0- 0	0- 1				

RPI S	Opponent	Score	RPI S	Opponent	Score	RPI S	Opponent	Score	RPI S	Opponent	Score	Team's RPI: 222
						62	A Virginia	52 76	109	A Liberty	62 53	
						74	H Richmond	50 73	109	H Liberty	50 66	
						77	H Hampton	51 52	138	A Virginia Tech	54 68	
						90	H VCU	49 79	142	A Gardner-Webb	67 79	
						96	A Pittsburgh	46 77	142	H Gardner-Webb	57 50	
									176	A Howard	46 54	
									184	A High Point	79 76	
									184	H High Point	68 63	
									195	A S.C. Upstate	81 87	
									206	A UNC Greensboro	58 73	
									211	A George Mason	63 56	
									216	A Davidson	62 71	
									248	A Charleston So.	81 78	
									248	H Charleston So.	60 56	
									277	A Coastal Caro.	54 55	
									277	H Coastal Caro.	66 55	
									279	A Winthrop	55 65	
									279	H Winthrop	69 47	
									279	N Winthrop	38 59	
									283	A UNC Asheville	81 69	
									283	H UNC Asheville	60 70	
									310	A Presbyterian	78 71	
									310	H Presbyterian	49 45	
LAST 12 Division I GAMES:												
279	N	Winthrop	38	59	109	H	Liberty	50	66			
142	A	Gardner-Webb	67	79	277	A	Coastal Caro.	54	55			
184	A	High Point	79	76	283	H	UNC Asheville	60	70			
310	A	Presbyterian	78	71	277	H	Coastal Caro.	66	55			
248	A	Charleston So.	81	78	248	H	Charleston So.	60	56			
279	H	Winthrop	69	47	310	H	Presbyterian	49	45			

Non-Div I Games: Ferrum 55 38 Southern Va. 71 39

Radford

■ Loss, 
 ■ Non-Conf, 
 ■ S Site, 
 ■ Home 
 ■ A Away 
 N Neutral

## Rhode Island

Through Games Of Sunday, March 13, 2011

Average RPI Win:	276	WON-LOST	WINNING	LAST 10	STRENGTH OF	OPP. STRENGTH	TEAM	ADJ.	CONF.	ADJ CONF.
Average RPI Loss:	143	RECORD	PCT. RANK	GAMES	SCHEDULE	OF SCHEDULE	RPI	RPI	RPI	RPI
DIV. I ONLY	7- 20	296	1- 9	282	118	299	302	7	7	
DIV. I NON-CONF.	6- 7	186	0- 0	324	255	277	279	7	7	
TOTALS	RPI 1-25	RPI 26-50	W-L RECORDS	RPI 51-100	RPI 101-150	RPI 150+				
7- 20	0- 1	0- 3	OVERALL	0- 6	0- 1	7- 9				
4- 7	0- 0	0- 2	HOME	0- 3	0- 0	4- 2				
3- 11	0- 1	0- 1	AWAY	0- 2	0- 1	3- 6				
0- 2	0- 0	0- 0	NEUTRAL	0- 1	0- 0	0- 1				
6- 7	0- 0	0- 1	NON-CONFERENCE	0- 1	0- 1	6- 4				
3- 1	0- 0	0- 1	HOME	0- 0	0- 0	3- 0				
3- 4	0- 0	0- 0	AWAY	0- 0	0- 1	3- 3				
0- 2	0- 0	0- 0	NEUTRAL	0- 1	0- 0	0- 1				
1- 13	0- 1	0- 2	CONFERENCE	0- 5	0- 0	1- 5				
1- 6	0- 0	0- 1	HOME	0- 3	0- 0	1- 2				
0- 7	0- 1	0- 1	AWAY	0- 2	0- 0	0- 3				
0- 0	0- 0	0- 0	NEUTRAL	0- 0	0- 0	0- 0				

RPI	S	Opponent	Score	RPI	S	Opponent	Score	RPI	S	Opponent	Score	RPI	S	Opponent	Score	Team's RPI: 302
8	A	Xavier	45 <b>67</b>	32	H	St. John's (NY)	49 <b>73</b>	52	A	Duquesne	49 <b>88</b>	117	A	Providence	40 <b>71</b>	
				37	A	Temple	34 <b>81</b>	56	H	Charlotte	50 <b>64</b>	189	A	Seton Hall	69 <b>73</b>	
				46	H	Dayton	43 <b>63</b>	68	H	St. Joseph's	55 <b>59</b>	199	H	Boston U.	58 56	
								73	A	St. Bonaventure	52 <b>66</b>	201	A	La Salle	49 <b>61</b>	
								74	H	Richmond	53 <b>66</b>	221	H	Fordham	43 <b>64</b>	
								89	N	Oklahoma St.	45 <b>94</b>	227	A	Towson	72 <b>78</b>	
												228	A	George Washington	35 <b>53</b>	
												231	A	Fairfield	52 44	
												266	A	Massachusetts	71 <b>75</b>	
												266	H	Massachusetts	64 <b>75</b>	
												268	H	St. Louis	68 54	
												285	A	Brown	71 69	
												287	A	New Hampshire	74 <b>88</b>	
												307	H	Dartmouth	69 66	
												317	H	Colgate	59 47	
												323	A	NJIT	57 51	
												324	N	San Francisco	76 <b>87</b>	
LAST 12 Division I GAMES:																
52	A	Duquesne	49 <b>88</b>	68	H	St. Joseph's	55 <b>59</b>									
46	H	Dayton	43 <b>63</b>	228	A	George Washington	35 <b>53</b>									
266	A	Massachusetts	71 <b>75</b>	8	A	Xavier	45 <b>67</b>									
221	H	Fordham	43 <b>64</b>	73	A	St. Bonaventure	52 <b>66</b>									
268	H	St. Louis	68 54	56	H	Charlotte	50 <b>64</b>									
201	A	La Salle	49 <b>61</b>	74	H	Richmond	53 <b>66</b>									

Non-Div I Games: American Int'l 64 **71**

Rhode Island

■ Loss, 
 ■ Non-Conf, 
 ■ S Site, 
 ■ H Home 
 ■ A Away 
 N Neutral

Average RPI Win:	222	WON-LOST	WINNING	LAST 10	STRENGTH OF	OPP. STRENGTH	TEAM	ADJ.	CONF.	ADJ CONF.
Average RPI Loss:	79	RECORD	PCT. RANK	GAMES	SCHEDULE	OF SCHEDULE	RPI	RPI	RPI	RPI
DIV. I ONLY	18- 13	133	6- 4	135	113	115	116	9	9	
DIV. I NON-CONF.	8- 6	127	0- 0	201	180	145	146	9	9	
TOTALS	RPI 1-25	RPI 26-50	W-L RECORDS	RPI 51-100	RPI 101-150	RPI 150+				
18- 13	0- 2	0- 2	OVERALL	1- 4	2- 4	15- 1				
7- 6	0- 1	0- 1	HOME	0- 3	1- 0	6- 1				
9- 5	0- 1	0- 1	AWAY	1- 1	1- 2	7- 0				
2- 2	0- 0	0- 0	NEUTRAL	0- 0	0- 2	2- 0				
8- 6	0- 2	0- 0	NON-CONFERENCE	0- 2	0- 1	8- 1				
2- 3	0- 1	0- 0	HOME	0- 1	0- 0	2- 1				
4- 2	0- 1	0- 0	AWAY	0- 1	0- 0	4- 0				
2- 1	0- 0	0- 0	NEUTRAL	0- 0	0- 1	2- 0				
10- 7	0- 0	0- 2	CONFERENCE	1- 2	2- 3	7- 0				
5- 3	0- 0	0- 1	HOME	0- 2	1- 0	4- 0				
5- 3	0- 0	0- 1	AWAY	1- 0	1- 2	3- 0				
0- 1	0- 0	0- 0	NEUTRAL	0- 0	0- 1	0- 0				

RPI 1-25				RPI 26-50				RPI 51-100				RPI 101+				Team's RPI: 116	
RPI	S	Opponent	Score	RPI	S	Opponent	Score	RPI	S	Opponent	Score	RPI	S	Opponent	Score		
4	A	Baylor	51 95	26	A	Houston	51 71	59	H	UCF	68 81	104	A	Memphis	71 58		
6	H	Texas A&M	40 80	26	H	Houston	70 74	63	A	UALR	40 64	104	N	Memphis	52 63		
								72	A	Tulane	74 70	115	A	East Carolina	55 66		
								72	H	Tulane	77 82	135	N	FIU	65 66		
								84	H	Lamar	52 73	144	A	UTEP	57 79		
												144	H	UTEP	76 69		
												152	N	Montana St.	86 83		
												177	H	UAB	58 52		
												178	A	SMU	73 63		
												178	H	SMU	69 60		
												182	A	Southern Miss.	79 52		
												186	H	La.-Monroe	46 55		
												205	A	Georgia St.	55 52		
												224	A	Northwestern St.	80 44		
												230	H	Marshall	52 39		
												278	A	Tulsa	61 53		
												278	H	Tulsa	70 47		
												296	H	Stephen F. Austin	59 54		
												300	H	Long Beach St.	78 61		
												329	A	Houston Baptist	82 46		
												332	N	Mercer	65 39		
												336	A	Texas St.	97 50		
LAST 12 Division I GAMES:																	
104	N	Memphis	52 63	104	A	Memphis	71 58										
178	A	SMU	73 63	26	A	Houston	51 71										
26	H	Houston	70 74	178	H	SMU	69 60										
72	H	Tulane	77 82	278	H	Tulsa	70 47										
182	A	Southern Miss.	79 52	72	A	Tulane	74 70										
144	H	UTEP	76 69	177	H	UAB	58 52										

Non-Div I Games:

Rice

■ Loss, 
 ■ Non-Conf, S Site, 
 ■ Home 
 ■ Away 
 N Neutral



Average RPI Win:	178	WON-LOST	WINNING	LAST 10	STRENGTH OF	OPP. STRENGTH	TEAM	ADJ.	CONF.	ADJ CONF.
Average RPI Loss:	48	RECORD	PCT. RANK	GAMES	SCHEDULE	OF SCHEDULE	RPI	RPI	RPI	RPI
DIV. I ONLY	18- 11	103	5- 5	80	76	74	74	7	7	
DIV. I NON-CONF.	9- 5	87	0- 0	61	23	61	59	7	7	
TOTALS	RPI 1-25	RPI 26-50	W-L RECORDS	RPI 51-100	RPI 101-150	RPI 150+				
18- 11	0- 3	0- 2	OVERALL	7- 5	0- 1	11- 0				
8- 3	0- 1	0- 1	HOME	5- 1	0- 0	3- 0				
10- 6	0- 1	0- 1	AWAY	2- 3	0- 1	8- 0				
0- 2	0- 1	0- 0	NEUTRAL	0- 1	0- 0	0- 0				
9- 5	0- 2	0- 0	NON-CONFERENCE	5- 2	0- 1	4- 0				
4- 0	0- 0	0- 0	HOME	4- 0	0- 0	0- 0				
5- 4	0- 1	0- 0	AWAY	1- 2	0- 1	4- 0				
0- 1	0- 1	0- 0	NEUTRAL	0- 0	0- 0	0- 0				
9- 6	0- 1	0- 2	CONFERENCE	2- 3	0- 0	7- 0				
4- 3	0- 1	0- 1	HOME	1- 1	0- 0	3- 0				
5- 2	0- 0	0- 1	AWAY	1- 1	0- 0	4- 0				
0- 1	0- 0	0- 0	NEUTRAL	0- 1	0- 0	0- 0				

RPI 1-25				RPI 26-50				RPI 51-100 Team's RPI: 74				RPI 101+			
RPI	S	Opponent	Score	RPI	S	Opponent	Score	RPI	S	Opponent	Score	RPI	S	Opponent	Score
8	H	Xavier	57 79	37	A	Temple	56 84	52	A	Duquesne	72 58	102	A	East Tenn. St.	84 96
16	N	Michigan St.	52 76	46	H	Dayton	55 66	56	H	Charlotte	62 73	201	A	La Salle	69 65
18	A	Georgetown	64 65					56	N	Charlotte	63 68	221	A	Fordham	55 42
								57	H	Appalachian St.	88 78	222	A	Radford	73 50
								59	A	UCF	53 79	227	A	Towson	66 50
								62	A	Virginia	62 75	228	A	George Washington	68 55
								68	A	St. Joseph's	61 71	228	H	George Washington	70 62
								69	H	Old Dominion	65 43	234	A	Western Caro.	79 65
								73	H	St. Bonaventure	56 50	266	H	Massachusetts	89 63
								77	A	Hampton	71 43	268	H	St. Louis	68 57
								90	H	VCU	68 53	294	A	William & Mary	69 59
								99	H	North Carolina St.	81 75	302	A	Rhode Island	66 53
LAST 12 Division I GAMES:															
		56	N	Charlotte	63	68	73	H	St. Bonaventure	56	50				
		268	H	St. Louis	68	57	221	A	Fordham	55	42				
		201	A	La Salle	69	65	37	A	Temple	56	84				
		228	H	George Washington	70	62	56	H	Charlotte	62	73				
		68	A	St. Joseph's	61	71	46	H	Dayton	55	66				
		8	H	Xavier	57	79	52	A	Duquesne	72	58				

Non-Div I Games:

Richmond

■ Loss, 
■ Non-Conf, S Site, 
■ Home 
■ Away 
N Neutral

Average RPI Win:	294	WON-LOST	WINNING	LAST 10	STRENGTH OF	OPP. STRENGTH	TEAM	ADJ.	CONF.	ADJ CONF.
Average RPI Loss:	180	RECORD	PCT. RANK	GAMES	SCHEDULE	OF SCHEDULE	RPI	RPI	RPI	RPI
DIV. I ONLY	5- 25	322	3- 7	220	267	316	316	23	23	
DIV. I NON-CONF.	0- 11	334	0- 0	106	262	313	314	23	23	
TOTALS	RPI 1-25	RPI 26-50	W-L RECORDS	RPI 51-100	RPI 101-150	RPI 150+				
5- 25	0- 1	0- 3	OVERALL	0- 2	0- 2	5- 17				
4- 9	0- 1	0- 1	HOME	0- 0	0- 1	4- 6				
1- 14	0- 0	0- 2	AWAY	0- 2	0- 1	1- 9				
0- 2	0- 0	0- 0	NEUTRAL	0- 0	0- 0	0- 2				
0- 11	0- 1	0- 1	NON-CONFERENCE	0- 2	0- 0	0- 7				
0- 4	0- 1	0- 0	HOME	0- 0	0- 0	0- 3				
0- 6	0- 0	0- 1	AWAY	0- 2	0- 0	0- 3				
0- 1	0- 0	0- 0	NEUTRAL	0- 0	0- 0	0- 1				
5- 14	0- 0	0- 2	CONFERENCE	0- 0	0- 2	5- 10				
4- 5	0- 0	0- 1	HOME	0- 0	0- 1	4- 3				
1- 8	0- 0	0- 1	AWAY	0- 0	0- 1	1- 6				
0- 1	0- 0	0- 0	NEUTRAL	0- 0	0- 0	0- 1				

RPI 1-25				RPI 26-50				RPI 51-100				RPI 101+				Team's RPI: 316	
RPI	S	Opponent	Score	RPI	S	Opponent	Score	RPI	S	Opponent	Score	RPI	S	Opponent	Score		
18	H	Georgetown	54 81	29	A	Penn St.	21 95	70	A	Princeton	45 87	137	A	Loyola Maryland	43 55		
				50	A	Marist	65 81	98	A	Lehigh	41 58	137	H	Loyola Maryland	59 68		
				50	H	Marist	41 70					168	N	Buffalo	51 67		
												173	A	Manhattan	47 63		
												173	H	Manhattan	43 71		
												201	A	La Salle	58 78		
												202	H	Binghamton	53 66		
												213	A	Siena	42 53		
												213	H	Siena	44 57		
												219	A	Fairleigh Dickinson	50 77		
												221	H	Fordham	55 67		
												231	A	Fairfield	51 64		
												231	H	Fairfield	55 66		
												241	A	Iona	61 92		
												241	H	Iona	93 87		
												263	A	Canisius	28 70		
												263	H	Canisius	68 58		
												265	A	Bucknell	48 53		
												291	A	St. Peter's	49 62		
												291	H	St. Peter's	70 69		
												291	N	St. Peter's	47 57		
												304	H	Penn	45 60		
												338	A	Niagara	79 73		
												338	H	Niagara	62 56		
LAST 12 Division I GAMES:																	
				291	N	St. Peter's	47 57	231	H	Fairfield	55 66						
				338	H	Niagara	62 56	241	H	Iona	93 87						
				291	A	St. Peter's	49 62	137	A	Loyola Maryland	43 55						
				263	A	Canisius	28 70	231	A	Fairfield	51 64						
				338	A	Niagara	79 73	50	H	Marist	41 70						
				213	H	Siena	44 57	173	A	Manhattan	47 63						

Non-Div I Games:

Rider

■ Loss, 
■ Non-Conf, 
■ S Site, 
■ H Home 
■ A Away 
N Neutral

Average RPI Win:	236	WON-LOST	WINNING	LAST 10	STRENGTH OF	OPP. STRENGTH	TEAM	ADJ.	CONF.	ADJ CONF.
Average RPI Loss:	106	RECORD	PCT. RANK	GAMES	SCHEDULE	OF SCHEDULE	RPI	RPI	RPI	RPI
DIV. I ONLY	16- 14	150	5- 5	150	193	146	146	18	18	
DIV. I NON-CONF.	3- 7	257	0- 0	183	69	236	229	19	19	
TOTALS	RPI 1-25	RPI 26-50	W-L RECORDS	RPI 51-100	RPI 101-150	RPI 150+				
16- 14	0- 1	0- 1	OVERALL	1- 6	2- 2	13- 4				
8- 4	0- 0	0- 0	HOME	1- 3	1- 0	6- 1				
7- 10	0- 1	0- 1	AWAY	0- 3	1- 2	6- 3				
1- 0	0- 0	0- 0	NEUTRAL	0- 0	0- 0	1- 0				
3- 7	0- 1	0- 1	NON-CONFERENCE	0- 2	1- 1	2- 2				
0- 2	0- 0	0- 0	HOME	0- 2	0- 0	0- 0				
2- 5	0- 1	0- 1	AWAY	0- 0	1- 1	1- 2				
1- 0	0- 0	0- 0	NEUTRAL	0- 0	0- 0	1- 0				
13- 7	0- 0	0- 0	CONFERENCE	1- 4	1- 1	11- 2				
8- 2	0- 0	0- 0	HOME	1- 1	1- 0	6- 1				
5- 5	0- 0	0- 0	AWAY	0- 3	0- 1	5- 1				
0- 0	0- 0	0- 0	NEUTRAL	0- 0	0- 0	0- 0				

RPI 1-25				RPI 26-50				RPI 51-100				RPI 101+ Team's RPI: 146			
RPI	S	Opponent	Score	RPI	S	Opponent	Score	RPI	S	Opponent	Score	RPI	S	Opponent	Score
21	A	North Carolina	47 76	43	A	Florida	50 70	52	H	Duquesne	34 61	106	A	Kent St.	60 66
								81	A	St. Francis (PA)	66 84	108	A	Sacred Heart	66 67
								81	H	St. Francis (PA)	73 81	128	H	Central Conn. St.	54 51
								88	A	Monmouth	55 64	138	A	Virginia Tech	66 52
								88	A	Monmouth	62 65	157	A	Long Island	62 50
								88	H	Monmouth	69 56	157	H	Long Island	78 72
								98	H	Lehigh	64 72	157	H	Long Island	61 65
												166	A	Cincinnati	50 65
												180	A	Akron	60 88
												207	A	Quinnipiac	75 67
												219	A	Fairleigh Dickinson	76 79
												219	H	Fairleigh Dickinson	67 53
												240	A	Coppin St.	55 51
												276	A	Wagner	62 56
												276	H	Wagner	73 60
												286	A	Mt. St. Mary's	74 56
												286	H	Mt. St. Mary's	74 61
												292	H	Bryant	64 45
												341	A	St. Francis (NY)	72 36
												341	H	St. Francis (NY)	72 44
												343	N	A&M-Corpus Christi	73 47
LAST 12 Division I GAMES:															
		88	A	Monmouth	62	65			81	H	St. Francis (PA)	73	81		
		157	H	Long Island	78	72			81	A	St. Francis (PA)	66	84		
		276	H	Wagner	73	60			292	H	Bryant	64	45		
		286	H	Mt. St. Mary's	74	61			128	H	Central Conn. St.	54	51		
		219	A	Fairleigh Dickinson	76	79			108	A	Sacred Heart	66	67		
		88	A	Monmouth	55	64			207	A	Quinnipiac	75	67		

Non-Div I Games:

Robert Morris

■ Loss, 
 ■ Non-Conf, 
 ■ S Site, 
 ■ Home 
 ■ A Away 
 N Neutral

Average RPI Win:	118	WON-LOST	WINNING	LAST 10	STRENGTH OF	OPP. STRENGTH	TEAM	ADJ.	CONF.	ADJ CONF.
Average RPI Loss:	24	RECORD	PCT. RANK	GAMES	SCHEDULE	OF SCHEDULE	RPI	RPI	RPI	RPI
DIV. I ONLY	18- 12	119	7- 3	7	8	23	23	3	3	
DIV. I NON-CONF.	6- 6	165	0- 0	13	15	65	66	2	2	
TOTALS	RPI 1-25	RPI 26-50	W-L RECORDS	RPI 51-100	RPI 101-150	RPI 150+				
18- 12	3- 7	1- 3	OVERALL	4- 2	4- 0	6- 0				
11- 1	1- 1	1- 0	HOME	3- 0	4- 0	2- 0				
4- 10	1- 5	0- 3	AWAY	1- 2	0- 0	2- 0				
3- 1	1- 1	0- 0	NEUTRAL	0- 0	0- 0	2- 0				
6- 6	0- 3	0- 1	NON-CONFERENCE	1- 2	1- 0	4- 0				
4- 0	0- 0	0- 0	HOME	1- 0	1- 0	2- 0				
0- 5	0- 2	0- 1	AWAY	0- 2	0- 0	0- 0				
2- 1	0- 1	0- 0	NEUTRAL	0- 0	0- 0	2- 0				
12- 6	3- 4	1- 2	CONFERENCE	3- 0	3- 0	2- 0				
7- 1	1- 1	1- 0	HOME	2- 0	3- 0	0- 0				
4- 5	1- 3	0- 2	AWAY	1- 0	0- 0	2- 0				
1- 0	1- 0	0- 0	NEUTRAL	0- 0	0- 0	0- 0				

RPI	S	Opponent	Score	RPI	S	Opponent	Score	RPI	S	Opponent	Score	RPI	S	Opponent	Score
1	A	Connecticut	51 75	31	H	West Virginia	67 58	54	A	Syracuse	78 67	111	H	Villanova	57 43
1	H	Connecticut	44 63	32	A	St. John's (NY)	48 51	54	H	Syracuse	54 47	117	H	Providence	60 39
2	A	Tennessee	51 87	36	A	Louisville	45 56	67	A	Boston College	75 84	128	H	Central Conn. St.	73 32
5	A	Stanford	50 63	37	A	Temple	58 60	70	H	Princeton	54 53	133	H	South Fla.	52 46
6	N	Texas A&M	50 79					83	A	California	57 66	166	A	Cincinnati	55 44
10	A	Notre Dame	49 71					96	H	Pittsburgh	54 42	189	A	Seton Hall	71 47
11	A	DePaul	62 66									192	H	N.C. A&T	88 59
18	H	Georgetown	70 53									215	N	Oregon St.	65 52
24	A	Marquette	76 55									228	H	George Washington	60 50
24	N	Marquette	68 62									280	N	Pacific	71 39
LAST 12 Division I GAMES:															
1	A	Connecticut	51 75	11	A	DePaul	62 66								
24	N	Marquette	68 62	10	A	Notre Dame	49 71								
189	A	Seton Hall	71 47	96	H	Pittsburgh	54 42								
31	H	West Virginia	67 58	54	H	Syracuse	54 47								
133	H	South Fla.	52 46	32	A	St. John's (NY)	48 51								
24	A	Marquette	76 55	36	A	Louisville	45 56								

Non-Div I Games: Kean 90 56

Rutgers

■ Loss, 
 ■ Non-Conf, 
 ■ S Site, 
 ■ Home 
 ■ A Away 
 N Neutral

## S.C. Upstate

Through Games Of Sunday, March 13, 2011

Average RPI Win:	247	WON-LOST	WINNING	LAST 10	STRENGTH OF	OPP. STRENGTH	TEAM	ADJ.	CONF.	ADJ CONF.
Average RPI Loss:	176	RECORD	PCT. RANK	GAMES	SCHEDULE	OF SCHEDULE	RPI	RPI	RPI	RPI
DIV. I ONLY	17- 12	130	7- 3	298	222	190	195	21	21	
DIV. I NON-CONF.	4- 5	200	0- 0	310	121	261	263	24	24	
TOTALS	RPI 1-25	RPI 26-50	W-L RECORDS	RPI 51-100	RPI 101-150	RPI 150+				
17- 12	0- 1	0- 0	OVERALL	1- 1	1- 3	15- 7				
11- 2	0- 0	0- 0	HOME	1- 0	1- 0	9- 2				
6- 10	0- 1	0- 0	AWAY	0- 1	0- 3	6- 5				
0- 0	0- 0	0- 0	NEUTRAL	0- 0	0- 0	0- 0				
4- 5	0- 1	0- 0	NON-CONFERENCE	0- 0	0- 2	4- 2				
2- 1	0- 0	0- 0	HOME	0- 0	0- 0	2- 1				
2- 4	0- 1	0- 0	AWAY	0- 0	0- 2	2- 1				
0- 0	0- 0	0- 0	NEUTRAL	0- 0	0- 0	0- 0				
13- 7	0- 0	0- 0	CONFERENCE	1- 1	1- 1	11- 5				
9- 1	0- 0	0- 0	HOME	1- 0	1- 0	7- 1				
4- 6	0- 0	0- 0	AWAY	0- 1	0- 1	4- 4				
0- 0	0- 0	0- 0	NEUTRAL	0- 0	0- 0	0- 0				

RPI	S	Opponent	Score	RPI	S	Opponent	Score	RPI	S	Opponent	Score	RPI	S	Opponent	Score	Team's RPI: 195
7	A	Ohio St.	55 87					91	A	Fla. Gulf Coast	59 70	102	A	East Tenn. St.	42 64	
								91	H	Fla. Gulf Coast	75 74	102	H	East Tenn. St.	78 70	
												124	A	Mississippi St.	53 87	
												129	A	Indiana St.	64 92	
												191	A	Stetson	76 80	
												191	H	Stetson	65 74	
												212	A	Jacksonville	75 87	
												212	H	Jacksonville	72 68	
												222	H	Radford	87 81	
												230	A	Marshall	79 73	
												243	A	North Florida	73 91	
												243	H	North Florida	78 65	
												249	A	Belmont	63 53	
												249	H	Belmont	69 51	
												260	A	Campbell	70 98	
												260	H	Campbell	85 71	
												270	A	Kennesaw St.	75 67	
												270	H	Kennesaw St.	69 64	
												271	H	Longwood	61 57	
												277	H	Coastal Caro.	62 70	
												281	A	Lipscomb	81 76	
												281	H	Lipscomb	77 70	
												283	A	UNC Asheville	76 95	
												310	A	Presbyterian	78 73	
												332	A	Mercer	70 64	
												332	H	Mercer	74 63	

## LAST 12 Division I GAMES:

91	H	Fla. Gulf Coast	75 74	191	A	Stetson	76 80
260	A	Campbell	70 98	91	A	Fla. Gulf Coast	59 70
281	A	Lipscomb	81 76	270	H	Kennesaw St.	69 64
249	A	Belmont	63 53	332	H	Mercer	74 63
243	H	North Florida	78 65	102	A	East Tenn. St.	42 64
212	H	Jacksonville	72 68	281	H	Lipscomb	77 70

Non-Div I Games:

S.C. Upstate

■ Loss, 
 ■ Non-Conf, 
 ■ S Site, 
 ■ Home 
 ■ A Away 
 N Neutral

Average RPI Win:	258	WON-LOST	WINNING	LAST 10	STRENGTH OF	OPP. STRENGTH	TEAM	ADJ.	CONF.	ADJ CONF.
Average RPI Loss:	152	RECORD	PCT. RANK	GAMES	SCHEDULE	OF SCHEDULE	RPI	RPI	RPI	RPI
DIV. I ONLY	11- 19	242	4- 6	154	271	233	235	31	31	
DIV. I NON-CONF.	9- 18	234	3- 6	133	311	220	227	29	29	
TOTALS	RPI 1-25	RPI 26-50	W-L RECORDS	RPI 51-100	RPI 101-150	RPI 150+				
11- 19	0- 1	0- 1	OVERALL	0- 5	0- 3	11- 9				
8- 7	0- 1	0- 0	HOME	0- 0	0- 2	8- 4				
1- 12	0- 0	0- 1	AWAY	0- 5	0- 1	1- 5				
2- 0	0- 0	0- 0	NEUTRAL	0- 0	0- 0	2- 0				
9- 18	0- 1	0- 1	NON-CONFERENCE	0- 5	0- 3	9- 8				
8- 7	0- 1	0- 0	HOME	0- 0	0- 2	8- 4				
1- 11	0- 0	0- 1	AWAY	0- 5	0- 1	1- 4				
0- 0	0- 0	0- 0	NEUTRAL	0- 0	0- 0	0- 0				
2- 1	0- 0	0- 0	CONFERENCE	0- 0	0- 0	2- 1				
0- 0	0- 0	0- 0	HOME	0- 0	0- 0	0- 0				
0- 1	0- 0	0- 0	AWAY	0- 0	0- 0	0- 1				
2- 0	0- 0	0- 0	NEUTRAL	0- 0	0- 0	2- 0				

RPI 1-25				RPI 26-50				RPI 51-100				RPI 101+ Team's RPI: 235			
RPI	S	Opponent	Score	RPI	S	Opponent	Score	RPI	S	Opponent	Score	RPI	S	Opponent	Score
11	H	DePaul	40 76	48	A	Purdue	39 69	51	A	Missouri St.	39 68	103	H	Tennessee Tech	52 68
								64	A	Arkansas	61 78	119	H	Wichita St.	53 79
								71	A	Kansas	52 91	129	A	Indiana St.	68 86
								85	A	Illinois St.	57 68	161	H	IPFW	72 61
								91	A	Fla. Gulf Coast	68 73	165	A	Morehead St.	76 67
												165	H	Morehead St.	62 69
												197	A	Cal St. Bakersfield	68 94
												204	A	Eastern Ill.	54 73
												204	H	Eastern Ill.	78 84
												209	H	South Dakota	57 53
												217	H	Morgan St.	70 73
												232	H	Austin Peay	72 60
												244	H	Ball St.	60 66
												255	A	UMKC	59 71
												258	N	Seattle	54 50
												268	H	St. Louis	62 55
												271	N	Longwood	62 53
												305	H	Southeast Mo. St.	60 51
												313	A	Tennessee St.	71 81
												313	H	Tennessee St.	70 60
												326	A	Murray St.	62 72
												326	H	Murray St.	70 56
												331	H	Eastern Ky.	61 60
LAST 12 Division I GAMES:															
				64	A	Arkansas	61 78	305	H	Southeast Mo. St.	60 51				
				91	A	Fla. Gulf Coast	68 73	161	H	IPFW	72 61				
				258	N	Seattle	54 50	313	A	Tennessee St.	71 81				
				271	N	Longwood	62 53	204	A	Eastern Ill.	54 73				
				197	A	Cal St. Bakersfield	68 94	48	A	Purdue	39 69				
				103	H	Tennessee Tech	52 68	326	H	Murray St.	70 56				

Non-Div I Games:

SIU Edwardsville

■ Loss, 
■ Non-Conf, 
■ S Site, 
■ Home 
■ Away 
N Neutral

SMU				Through Games Of Sunday, March 13, 2011						
Average RPI Win:	211	WON-LOST	WINNING	LAST 10	STRENGTH OF	OPP. STRENGTH	TEAM	ADJ.	CONF.	ADJ CONF.
Average RPI Loss:	101	RECORD	PCT. RANK	GAMES	SCHEDULE	OF SCHEDULE	RPI	RPI	RPI	RPI
DIV. I ONLY	14- 16	186	4- 6	169	97	177	178	9	9	
DIV. I NON-CONF.	7- 6	154	0- 0	266	153	189	189	9	9	
-----										
TOTALS	RPI 1-25	RPI 26-50	W-L RECORDS	RPI 51-100	RPI 101-150	RPI 150+				
14- 16	0- 0	0- 3	OVERALL	2- 3	2- 8	10- 2				
9- 5	0- 0	0- 1	HOME	2- 1	1- 2	6- 1				
5- 9	0- 0	0- 1	AWAY	0- 2	1- 5	4- 1				
0- 2	0- 0	0- 1	NEUTRAL	0- 0	0- 1	0- 0				
7- 6	0- 0	0- 1	NON-CONFERENCE	0- 2	0- 3	7- 0				
4- 2	0- 0	0- 0	HOME	0- 1	0- 1	4- 0				
3- 2	0- 0	0- 0	AWAY	0- 1	0- 1	3- 0				
0- 2	0- 0	0- 1	NEUTRAL	0- 0	0- 1	0- 0				
7- 10	0- 0	0- 2	CONFERENCE	2- 1	2- 5	3- 2				
5- 3	0- 0	0- 1	HOME	2- 0	1- 1	2- 1				
2- 7	0- 0	0- 1	AWAY	0- 1	1- 4	1- 1				
0- 0	0- 0	0- 0	NEUTRAL	0- 0	0- 0	0- 0				

S  
M  
U

S  
M  
U

RPI 1-25				RPI 26-50				RPI 51-100				RPI 101+ Team's RPI: 178			
RPI	S	Opponent	Score	RPI	S	Opponent	Score	RPI	S	Opponent	Score	RPI	S	Opponent	Score
				26	A	Houston	67 72	59	H	UCF	70 63	104	A	Memphis	63 73
				26	H	Houston	73 77	66	A	TCU	73 87	113	A	Wake Forest	49 66
				38	N	Texas	73 91	71	H	Kansas	65 73	115	A	East Carolina	70 77
								72	A	Tulane	58 62	116	A	Rice	60 69
								72	H	Tulane	77 73	116	H	Rice	63 73
												123	H	Utah	43 44
												133	N	South Fla.	55 61
												144	A	UTEP	70 64
												144	A	UTEP	57 75
												144	H	UTEP	81 79
												177	H	UAB	49 53
												179	H	Arkansas St.	86 80
												180	H	Akron	75 67
												182	A	Southern Miss.	63 75
												198	A	UTSA	69 47
												230	H	Marshall	62 46
												239	A	UNLV	56 55
												278	A	Tulsa	75 56
												278	H	Tulsa	66 58
												296	A	Stephen F. Austin	69 59
												321	H	North Texas	85 72
												339	H	Ark.-Pine Bluff	80 48
LAST 12 Division I GAMES:															
				144	A	UTEP	57 75					278	H	Tulsa	66 58
				116	H	Rice	63 73					230	H	Marshall	62 46
				144	A	UTEP	70 64					116	A	Rice	60 69
				104	A	Memphis	63 73					72	H	Tulane	77 73
				177	H	UAB	49 53					26	A	Houston	67 72
				115	A	East Carolina	70 77					182	A	Southern Miss.	63 75

Non-Div I Games:

SMU

Loss, Non-Conf, S Site, H Home A Away N Neutral

## Sacramento St.

## Through Games Of Sunday, March 13, 2011

Average RPI Win:	278	WON-LOST	WINNING	LAST 10	STRENGTH OF	OPP. STRENGTH	TEAM	ADJ.	CONF.	ADJ CONF.
Average RPI Loss:	196	RECORD	PCT. RANK	GAMES	SCHEDULE	OF SCHEDULE	RPI	RPI	RPI	RPI
DIV. I ONLY	4- 25	328	1- 9	293	259	333	330	24	24	
DIV. I NON-CONF.	3- 10	287	0- 0	272	271	307	307	20	20	
TOTALS	RPI 1-25	RPI 26-50	W-L RECORDS	RPI 51-100	RPI 101-150	RPI 150+				
4- 25	0- 0	0- 1	OVERALL	0- 1	0- 5	4- 18				
3- 11	0- 0	0- 1	HOME	0- 1	0- 3	3- 6				
1- 12	0- 0	0- 0	AWAY	0- 0	0- 2	1- 10				
0- 2	0- 0	0- 0	NEUTRAL	0- 0	0- 0	0- 2				
3- 10	0- 0	0- 1	NON-CONFERENCE	0- 1	0- 1	3- 7				
2- 4	0- 0	0- 1	HOME	0- 1	0- 1	2- 1				
1- 4	0- 0	0- 0	AWAY	0- 0	0- 0	1- 4				
0- 2	0- 0	0- 0	NEUTRAL	0- 0	0- 0	0- 2				
1- 15	0- 0	0- 0	CONFERENCE	0- 0	0- 4	1- 11				
1- 7	0- 0	0- 0	HOME	0- 0	0- 2	1- 5				
0- 8	0- 0	0- 0	AWAY	0- 0	0- 2	0- 6				
0- 0	0- 0	0- 0	NEUTRAL	0- 0	0- 0	0- 0				

RPI S	Opponent	Score	RPI S	Opponent	Score	RPI S	Opponent	Score	RPI S	Opponent	Score	Team's RPI: 330
47	H Fresno St.	93 120	97	H Nevada	72 98	101	H UC Davis	55 78	132	A Portland St.	74 92	
						132	H Portland St.	73 97	134	A Montana	35 78	
						134	H Montana	64 73	152	A Montana St.	55 106	
						152	H Montana St.	79 92	154	A Oregon	60 110	
						163	N Idaho	66 86	197	N Cal St. Bakersfield	88 97	
						203	A Idaho St.	63 65	203	H Idaho St.	51 76	
						214	A Northern Colo.	59 91	214	H Northern Colo.	65 78	
						223	H Loyola Marymount	70 69	247	A Santa Clara	78 65	
						258	H Seattle	82 92	262	A Northern Ariz.	64 83	
						262	H Northern Ariz.	77 82	267	A Eastern Wash.	70 98	
						267	H Eastern Wash.	72 88	272	A Boise St.	68 73	
						280	A Pacific	86 94	282	A Cal St. Fullerton	74 100	
						318	A Weber St.	68 81	318	H Weber St.	69 54	
LAST 12 Division I GAMES:												
318	H Weber St.	69 54	134	H Montana	64 73	132	A Portland St.	74 92	203	A Idaho St.	63 65	
262	H Northern Ariz.	77 82	132	A Portland St.	73 97	267	A Eastern Wash.	70 98	214	A Northern Colo.	59 91	
318	A Weber St.	68 81	203	A Idaho St.	63 65							
262	A Northern Ariz.	64 83										
214	H Northern Colo.	65 78										
152	H Montana St.	79 92										

Non-Div I Games:

Sacramento St.

■ Loss, 
■ Non-Conf, 
■ S Site, 
■ H Home 
■ A Away 
N Neutral



RPI	S	Opponent	Score
324	H	San Francisco	106 88

Sacramento St. .

## Sacred Heart

## Through Games Of Sunday, March 13, 2011

Average RPI Win: <b>221</b>	WON-LOST	WINNING	LAST 10	STRENGTH OF	OPP. STRENGTH	TEAM	ADJ.	CONF.	ADJ CONF.
Average RPI Loss: <b>119</b>	RECORD	PCT. RANK	GAMES	SCHEDULE	OF SCHEDULE	RPI	RPI	RPI	RPI
DIV. I ONLY	<b>18- 12</b>	<b>119</b>	<b>6- 4</b>	<b>121</b>	<b>199</b>	<b>110</b>	<b>108</b>	<b>18</b>	<b>18</b>
DIV. I NON-CONF.	<b>6- 5</b>	<b>139</b>	<b>0- 0</b>	<b>54</b>	<b>84</b>	<b>92</b>	<b>91</b>	<b>19</b>	<b>19</b>
TOTALS	RPI 1-25	RPI 26-50	W-L RECORDS	RPI 51-100	RPI 101-150	RPI 150+			
18- 12	0- 1	0- 0	OVERALL	2- 5	2- 3	14- 3			
10- 5	0- 0	0- 0	HOME	1- 3	1- 2	8- 0			
7- 6	0- 1	0- 0	AWAY	0- 1	1- 1	6- 3			
1- 1	0- 0	0- 0	NEUTRAL	1- 1	0- 0	0- 0			
6- 5	0- 1	0- 0	NON-CONFERENCE	1- 3	0- 1	5- 0			
3- 2	0- 0	0- 0	HOME	0- 2	0- 0	3- 0			
2- 2	0- 1	0- 0	AWAY	0- 0	0- 1	2- 0			
1- 1	0- 0	0- 0	NEUTRAL	1- 1	0- 0	0- 0			
12- 7	0- 0	0- 0	CONFERENCE	1- 2	2- 2	9- 3			
7- 3	0- 0	0- 0	HOME	1- 1	1- 2	5- 0			
5- 4	0- 0	0- 0	AWAY	0- 1	1- 0	4- 3			
0- 0	0- 0	0- 0	NEUTRAL	0- 0	0- 0	0- 0			

RPI 1-25				RPI 26-50				RPI 51-100				RPI 101+ Team's RPI: 108			
RPI	S	Opponent	Score	RPI	S	Opponent	Score	RPI	S	Opponent	Score	RPI	S	Opponent	Score
1	A	Connecticut	32 <b>86</b>					67	N	Boston College	47 <b>83</b>	128	A	Central Conn. St.	71 55
								68	H	St. Joseph's	49 <b>67</b>	128	H	Central Conn. St.	62 <b>65</b>
								73	H	St. Bonaventure	54 <b>62</b>	128	H	Central Conn. St.	49 <b>54</b>
								81	H	St. Francis (PA)	64 61	146	H	Robert Morris	67 66
								88	A	Monmouth	37 <b>55</b>	147	A	Hartford	53 <b>62</b>
								88	H	Monmouth	54 <b>59</b>	157	A	Long Island	59 <b>77</b>
								92	N	Auburn	65 53	175	A	Harvard	69 60
												207	A	Quinnipiac	56 <b>61</b>
												207	H	Quinnipiac	66 54
												210	A	Yale	70 69
												213	H	Siena	72 33
												219	A	Fairleigh Dickinson	65 39
												219	H	Fairleigh Dickinson	65 59
												226	H	Albany (NY)	61 52
												276	A	Wagner	65 <b>66</b>
												276	H	Wagner	70 52
												286	A	Mt. St. Mary's	55 46
												286	H	Mt. St. Mary's	76 51
												291	H	St. Peter's	65 48
												292	A	Bryant	74 54
												292	H	Bryant	54 44
												341	A	St. Francis (NY)	73 45
LAST 12 Division I GAMES:															
128	H	Central Conn. St.	49 <b>54</b>	207	A	Quinnipiac	56 <b>61</b>								
219	H	Fairleigh Dickinson	65 59	157	A	Long Island	59 <b>77</b>								
88	H	Monmouth	54 <b>59</b>	341	A	St. Francis (NY)	73 45								
128	A	Central Conn. St.	71 55	146	H	Robert Morris	67 66								
292	A	Bryant	74 54	81	H	St. Francis (PA)	64 61								
207	H	Quinnipiac	66 54	286	A	Mt. St. Mary's	55 46								

Non-Div I Games:

Sacred Heart

■ Loss, 
 ■ Non-Conf, 
 ■ S Site, 
 ■ Home 
 ■ A Away 
 N Neutral

Sam Houston St.				Through Games of Sunday, March 13, 2011						
Average RPI Win:	282	WON-LOST	WINNING	LAST 10	STRENGTH OF	OPP. STRENGTH	TEAM	ADJ.	CONF.	ADJ CONF.
Average RPI Loss:	170	RECORD	PCT. RANK	GAMES	SCHEDULE	OF SCHEDULE	RPI	RPI	RPI	RPI
DIV. I ONLY	17- 14	140	6- 4	337	268	249	253	29	29	
DIV. I NON-CONF.	6- 8	203	0- 0	309	197	269	269	32	32	
-----										
TOTALS	RPI 1-25		RPI 26-50	W-L RECORDS	RPI 51-100		RPI 101-150		RPI 150+	
17- 14	0- 1		0- 2	OVERALL	0- 2		1- 2		16- 7	
9- 3	0- 0		0- 0	HOME	0- 1		0- 1		9- 1	
5- 10	0- 1		0- 2	AWAY	0- 1		0- 1		5- 5	
3- 1	0- 0		0- 0	NEUTRAL	0- 0		1- 0		2- 1	
6- 8	0- 1		0- 2	NON-CONFERENCE	0- 1		1- 1		5- 3	
3- 1	0- 0		0- 0	HOME	0- 0		0- 0		3- 1	
0- 7	0- 1		0- 2	AWAY	0- 1		0- 1		0- 2	
3- 0	0- 0		0- 0	NEUTRAL	0- 0		1- 0		2- 0	
11- 6	0- 0		0- 0	CONFERENCE	0- 1		0- 1		11- 4	
6- 2	0- 0		0- 0	HOME	0- 1		0- 1		6- 0	
5- 3	0- 0		0- 0	AWAY	0- 0		0- 0		5- 3	
0- 1	0- 0		0- 0	NEUTRAL	0- 0		0- 0		0- 1	

[illegible]

Non-Div I Games:

Sam Houston St.

Loss, Non-Conf, S Site, H Home A Away N Neutral

Average RPI Win:	212	WON-LOST	WINNING	LAST 10	STRENGTH OF	OPP. STRENGTH	TEAM	ADJ.	CONF.	ADJ CONF.
Average RPI Loss:	113	RECORD	PCT. RANK	GAMES	SCHEDULE	OF SCHEDULE	RPI	RPI	RPI	RPI
DIV. I ONLY	24- 7	26	9- 1	216	153	79	80	16	16	
DIV. I NON-CONF.	6- 2	50	0- 0	279	53	113	113	17	17	
TOTALS	RPI 1-25	RPI 26-50	W-L RECORDS	RPI 51-100	RPI 101-150	RPI 150+				
24- 7	0- 0	0- 2	OVERALL	1- 2	6- 0	17- 3				
11- 2	0- 0	0- 0	HOME	0- 1	3- 0	8- 1				
10- 5	0- 0	0- 2	AWAY	0- 1	2- 0	8- 2				
3- 0	0- 0	0- 0	NEUTRAL	1- 0	1- 0	1- 0				
6- 2	0- 0	0- 2	NON-CONFERENCE	0- 0	3- 0	3- 0				
3- 0	0- 0	0- 0	HOME	0- 0	2- 0	1- 0				
2- 2	0- 0	0- 2	AWAY	0- 0	0- 0	2- 0				
1- 0	0- 0	0- 0	NEUTRAL	0- 0	1- 0	0- 0				
18- 5	0- 0	0- 0	CONFERENCE	1- 2	3- 0	14- 3				
8- 2	0- 0	0- 0	HOME	0- 1	1- 0	7- 1				
8- 3	0- 0	0- 0	AWAY	0- 1	2- 0	6- 2				
2- 0	0- 0	0- 0	NEUTRAL	1- 0	0- 0	1- 0				

RPI S	Opponent	Score	RPI S	Opponent	Score	RPI S	Opponent	Score	RPI S	Opponent	Score
28	A Texas Tech	42 58	57	A Appalachian St.	62 74	128	N Central Conn. St.	76 57			
30	A Vanderbilt	60 70	57	H Appalachian St.	53 61	133	H South Fla.	64 47			
			57	N Appalachian St.	57 54	136	A Chattanooga	68 66			
						136	A Chattanooga	60 53			
						136	H Chattanooga	61 49			
						139	H Clemson	58 48			
						158	A Elon	83 80			
						158	H Elon	42 47			
						206	A UNC Greensboro	59 52			
						206	H UNC Greensboro	66 46			
						216	A Davidson	62 71			
						216	H Davidson	58 47			
						229	A Furman	63 54			
						229	H Furman	64 58			
						234	A Western Caro.	63 48			
						234	H Western Caro.	60 48			
						234	N Western Caro.	57 48			
						245	A Ga. Southern	66 67			
						245	H Ga. Southern	62 55			
						254	A Col. of Charleston	62 53			
						254	H Col. of Charleston	78 48			
						291	A St. Peter's	67 53			
						295	A Jacksonville St.	66 52			
						298	A Wofford	68 48			
						298	H Wofford	79 62			
						333	H Alabama St.	71 55			
LAST 12 Division I GAMES:											
57	N Appalachian St.	57 54	57	H Appalachian St.	53 61						
136	A Chattanooga	68 66	298	A Wofford	68 48						
234	N Western Caro.	57 48	229	A Furman	63 54						
206	A UNC Greensboro	59 52	136	A Chattanooga	60 53						
158	A Elon	83 80	245	H Ga. Southern	62 55						
216	H Davidson	58 47	254	H Col. of Charleston	78 48						

Non-Div I Games: Berry

95 59

Samford

■ Loss, 
 ■ Non-Conf, 
 ■ S Site, 
 ■ Home 
 ■ A Away 
 N Neutral

Average RPI Win:	254	WON-LOST	WINNING	LAST 10	STRENGTH OF	OPP. STRENGTH	TEAM	ADJ.	CONF.	ADJ CONF.
Average RPI Loss:	124	RECORD	PCT. RANK	GAMES	SCHEDULE	OF SCHEDULE	RPI	RPI	RPI	RPI
DIV. I ONLY	16- 14	150	6- 4	274	170	198	200	15	15	
DIV. I NON-CONF.	9- 4	74	0- 0	315	245	181	183	16	16	
TOTALS	RPI 1-25	RPI 26-50	W-L RECORDS	RPI 51-100	RPI 101-150	RPI 150+				
16- 14	0- 0	0- 3	OVERALL	0- 4	1- 2	15- 5				
8- 7	0- 0	0- 2	HOME	0- 1	0- 1	8- 3				
6- 5	0- 0	0- 1	AWAY	0- 1	0- 1	6- 2				
2- 2	0- 0	0- 0	NEUTRAL	0- 2	1- 0	1- 0				
9- 4	0- 0	0- 1	NON-CONFERENCE	0- 1	0- 0	9- 2				
6- 2	0- 0	0- 1	HOME	0- 0	0- 0	6- 1				
3- 1	0- 0	0- 0	AWAY	0- 0	0- 0	3- 1				
0- 1	0- 0	0- 0	NEUTRAL	0- 1	0- 0	0- 0				
7- 10	0- 0	0- 2	CONFERENCE	0- 3	1- 2	6- 3				
2- 5	0- 0	0- 1	HOME	0- 1	0- 1	2- 2				
3- 4	0- 0	0- 1	AWAY	0- 1	0- 1	3- 1				
2- 1	0- 0	0- 0	NEUTRAL	0- 1	1- 0	1- 0				

RPI S	Opponent	Score	RPI S	Opponent	Score	RPI S	Opponent	Score	RPI S	Opponent	Score	Team's RPI: 200
38	H Texas	57 81	61	N BYU	44 70	107	A Pepperdine	55 61				
42	A Gonzaga	58 80	93	A St. Mary's (CA)	69 77	107	H Pepperdine	52 69				
42	H Gonzaga	49 70	93	H St. Mary's (CA)	44 66	107	N Pepperdine	77 68				
			93	N St. Mary's (CA)	68 71	151	H San Diego St.	63 72				
						162	H Hofstra	85 83				
						193	A Portland	78 77				
						193	H Portland	60 65				
						223	A Loyola Marymount	77 72				
						223	H Loyola Marymount	53 70				
						223	N Loyola Marymount	73 43				
						239	A UNLV	48 66				
						247	A Santa Clara	57 62				
						247	H Santa Clara	66 57				
						258	H Seattle	78 56				
						262	H Northern Ariz.	78 63				
						267	H Eastern Wash.	72 61				
						280	A Pacific	72 61				
						282	H Cal St. Fullerton	71 60				
						300	A Long Beach St.	68 53				
						303	H Columbia	91 87				
						315	A Cal St. Northridge	66 50				
						324	A San Francisco	72 60				
						324	H San Francisco	74 65				
LAST 12 Division I GAMES:												
93	N St. Mary's (CA)	68 71	247	H Santa Clara	66 57							
107	N Pepperdine	77 68	324	H San Francisco	74 65							
223	N Loyola Marymount	73 43	107	A Pepperdine	55 61							
42	A Gonzaga	58 80	223	A Loyola Marymount	77 72							
193	A Portland	78 77	42	H Gonzaga	49 70							
93	A St. Mary's (CA)	69 77	193	H Portland	60 65							

Non-Div I Games: BYU-Hawaii 84 71

San Diego

Loss, Non-Conf, S Site, H Home A Away N Neutral

Average RPI Win:	168	WON-LOST	WINNING	LAST 10	STRENGTH OF	OPP. STRENGTH	TEAM	ADJ.	CONF.	ADJ CONF.
Average RPI Loss:	110	RECORD	PCT. RANK	GAMES	SCHEDULE	OF SCHEDULE	RPI	RPI	RPI	RPI
DIV. I ONLY	12- 17	216	4- 6	84	83	155	151	11	10	
DIV. I NON-CONF.	6- 6	165	0- 0	42	27	88	88	10	10	
TOTALS	RPI 1-25	RPI 26-50	W-L RECORDS	RPI 51-100	RPI 101-150	RPI 150+				
12- 17	0- 2	1- 1	OVERALL	0- 7	3- 1	8- 6				
5- 9	0- 2	0- 0	HOME	0- 3	0- 1	5- 3				
5- 7	0- 0	0- 1	AWAY	0- 4	2- 0	3- 2				
2- 1	0- 0	1- 0	NEUTRAL	0- 0	1- 0	0- 1				
6- 6	0- 2	1- 1	NON-CONFERENCE	0- 1	2- 0	3- 2				
2- 4	0- 2	0- 0	HOME	0- 0	0- 0	2- 2				
2- 2	0- 0	0- 1	AWAY	0- 1	1- 0	1- 0				
2- 0	0- 0	1- 0	NEUTRAL	0- 0	1- 0	0- 0				
6- 11	0- 0	0- 0	CONFERENCE	0- 6	1- 1	5- 4				
3- 5	0- 0	0- 0	HOME	0- 3	0- 1	3- 1				
3- 5	0- 0	0- 0	AWAY	0- 3	1- 0	2- 2				
0- 1	0- 0	0- 0	NEUTRAL	0- 0	0- 0	0- 1				

RPI	S	Opponent	Score	RPI	S	Opponent	Score	RPI	S	Opponent	Score	RPI	S	Opponent	Score	Team's RPI: 151
6	H	Texas A&M	52 96	44	A	Southern California	64 74	61	A	BYU	52 56	107	A	Pepperdine	75 61	
9	H	UCLA	48 55	46	N	Dayton	74 62	61	H	BYU	55 65	120	N	Minnesota	61 59	
								66	A	TCU	52 63	123	A	Utah	50 49	
								66	H	TCU	47 49	123	H	Utah	67 70	
								78	A	Wyoming	51 59	155	H	Washington St.	66 57	
								78	H	Wyoming	50 63	156	A	New Mexico	50 44	
								97	A	Nevada	61 63	156	H	New Mexico	56 53	
												156	N	New Mexico	57 65	
												181	A	Colorado St.	51 66	
												181	H	Colorado St.	51 56	
												183	H	UC Irvine	66 68	
												197	H	Cal St. Bakersfield	62 73	
												198	H	UTSA	72 52	
												200	A	San Diego	72 63	
												239	A	UNLV	55 52	
												239	H	UNLV	77 60	
												275	A	Air Force	58 61	
												275	H	Air Force	68 50	
LAST 12 Division I GAMES:																
156	N	New Mexico	57 65	239	H	UNLV	77 60									
181	A	Colorado St.	51 66	123	A	Utah	50 49									
78	H	Wyoming	50 63	66	A	TCU	52 63									
61	A	BYU	52 56	181	H	Colorado St.	51 56									
275	H	Air Force	68 50	78	A	Wyoming	51 59									
156	A	New Mexico	50 44	61	H	BYU	55 65									

Non-Div I Games:

San Diego St.

## San Francisco

Through Games Of Sunday, March 13, 2011

Average RPI Win:	248	WON-LOST	WINNING	LAST 10	STRENGTH OF	OPP. STRENGTH	TEAM	ADJ.	CONF.	ADJ CONF.
Average RPI Loss:	178	RECORD	PCT. RANK	GAMES	SCHEDULE	OF SCHEDULE	RPI	RPI	RPI	RPI
DIV. I ONLY	3- 25	332	1- 9	212	208	325	324	15	15	
DIV. I NON-CONF.	2- 11	317	0- 0	277	290	327	328	16	16	
TOTALS	RPI 1-25	RPI 26-50	W-L RECORDS	RPI 51-100	RPI 101-150	RPI 150+				
3- 25	0- 1	0- 2	OVERALL	0- 2	1- 4	2- 16				
2- 11	0- 1	0- 1	HOME	0- 1	1- 2	1- 6				
0- 13	0- 0	0- 1	AWAY	0- 1	0- 2	0- 9				
1- 1	0- 0	0- 0	NEUTRAL	0- 0	0- 0	1- 1				
2- 11	0- 1	0- 0	NON-CONFERENCE	0- 0	0- 3	2- 7				
1- 5	0- 1	0- 0	HOME	0- 0	0- 2	1- 2				
0- 6	0- 0	0- 0	AWAY	0- 0	0- 1	0- 5				
1- 0	0- 0	0- 0	NEUTRAL	0- 0	0- 0	1- 0				
1- 14	0- 0	0- 2	CONFERENCE	0- 2	1- 1	0- 9				
1- 6	0- 0	0- 1	HOME	0- 1	1- 0	0- 4				
0- 7	0- 0	0- 1	AWAY	0- 1	0- 1	0- 4				
0- 1	0- 0	0- 0	NEUTRAL	0- 0	0- 0	0- 1				

RPI S	Opponent	Score	RPI S	Opponent	Score	RPI S	Opponent	Score	RPI S	Opponent	Score	Team's RPI: 324
5	H Stanford	45 100	42	A Gonzaga	60 97	93	A St. Mary's (CA)	57 73	101	H UC Davis	45 69	
			42	H Gonzaga	59 103	93	H St. Mary's (CA)	51 73	107	A Pepperdine	56 72	
									107	H Pepperdine	66 46	
									122	H UC Santa Barbara	38 71	
									145	A Utah St.	71 77	
									156	A New Mexico	38 73	
									170	A Cal Poly	55 80	
									193	A Portland	57 74	
									193	H Portland	55 69	
									200	A San Diego	65 74	
									200	H San Diego	60 72	
									214	A Northern Colo.	46 74	
									223	A Loyola Marymount	60 87	
									223	H Loyola Marymount	57 83	
									247	A Santa Clara	62 70	
									247	H Santa Clara	50 69	
									247	N Santa Clara	58 62	
									280	H Pacific	54 76	
									282	A Cal St. Fullerton	66 69	
									286	H Mt. St. Mary's	77 79	
									302	N Rhode Island	87 76	
									330	A Sacramento St.	88 106	
									334	H San Jose St.	71 59	
LAST 12 Division I GAMES:												
247	N	Santa Clara	58	62	200	A	San Diego	65	74			
223	A	Loyola Marymount	60	87	247	A	Santa Clara	62	70			
107	A	Pepperdine	56	72	107	H	Pepperdine	66	46			
42	H	Gonzaga	59	103	223	H	Loyola Marymount	57	83			
193	H	Portland	55	69	42	A	Gonzaga	60	97			
93	A	St. Mary's (CA)	57	73	193	A	Portland	57	74			

Non-Div I Games: Academy of Art 85 57

San Francisco

■ Loss, 
 ■ Non-Conf, 
 ■ S Site, 
 ■ H Home 
 ■ A Away 
 N Neutral

## San Jose St.

Through Games Of Sunday, March 13, 2011

Average RPI Win:	200	WON-LOST	WINNING	LAST 10	STRENGTH OF	OPP. STRENGTH	TEAM	ADJ.	CONF.	ADJ CONF.
Average RPI Loss:	182	RECORD	PCT. RANK	GAMES	SCHEDULE	OF SCHEDULE	RPI	RPI	RPI	RPI
DIV. I ONLY	2- 26	336	0- 10	241	188	334	334	13	13	
DIV. I NON-CONF.	0- 12	334	0- 0	326	313	343	343	13	13	
TOTALS	RPI 1-25	RPI 26-50	W-L RECORDS	RPI 51-100	RPI 101-150	RPI 150+				
2- 26	0- 0	0- 4	OVERALL	0- 2	0- 5	2- 15				
2- 12	0- 0	0- 2	HOME	0- 1	0- 2	2- 7				
0- 13	0- 0	0- 2	AWAY	0- 1	0- 2	0- 8				
0- 1	0- 0	0- 0	NEUTRAL	0- 0	0- 1	0- 0				
0- 12	0- 0	0- 0	NON-CONFERENCE	0- 0	0- 3	0- 9				
0- 6	0- 0	0- 0	HOME	0- 0	0- 1	0- 5				
0- 5	0- 0	0- 0	AWAY	0- 0	0- 1	0- 4				
0- 1	0- 0	0- 0	NEUTRAL	0- 0	0- 1	0- 0				
2- 14	0- 0	0- 4	CONFERENCE	0- 2	0- 2	2- 6				
2- 6	0- 0	0- 2	HOME	0- 1	0- 1	2- 2				
0- 8	0- 0	0- 2	AWAY	0- 1	0- 1	0- 4				
0- 0	0- 0	0- 0	NEUTRAL	0- 0	0- 0	0- 0				

RPI S	Opponent	Score	RPI S	Opponent	Score	RPI S	Opponent	Score	RPI S	Opponent	Score	Team's RPI: 334
27	A Louisiana Tech	53 62	27	H Louisiana Tech	34 69	97	A Nevada	36 65	101	H UC Davis	62 102	
47	A Fresno St.	33 65	47	H Fresno St.	47 73	97	H Nevada	47 66	127	A Denver	27 64	
									141	N Washington	27 49	
									145	A Utah St.	57 72	
									145	H Utah St.	39 75	
									163	A Idaho	41 62	
									163	H Idaho	63 61	
									170	H Cal Poly	64 73	
									187	A New Mexico St.	29 54	
									187	H New Mexico St.	46 52	
									236	A Hawaii	53 55	
									236	H Hawaii	53 43	
									239	H UNLV	48 80	
									247	H Santa Clara	37 44	
									262	A Northern Ariz.	53 67	
									272	A Boise St.	51 83	
									272	H Boise St.	68 83	
									280	A Pacific	57 70	
									282	A Cal St. Fullerton	45 76	
									286	H Mt. St. Mary's	69 72	
									318	H Weber St.	50 59	
									324	A San Francisco	59 71	
LAST 12 Division I GAMES:												
145	H Utah St.	39 75	97	A Nevada	36 65							
47	H Fresno St.	47 73	97	H Nevada	47 66							
272	H Boise St.	68 83	163	A Idaho	41 62							
236	A Hawaii	53 55	145	A Utah St.	57 72							
27	A Louisiana Tech	53 62	47	A Fresno St.	33 65							
187	A New Mexico St.	29 54	236	H Hawaii	53 43							

Non-Div I Games: Alas. Anchorage 35 48

San Jose St.

Loss, Non-Conf, S Site, H Home A Away N Neutral



Santa Clara

Through Games Of Sunday, March 13, 2011

Average RPI Win:	259	WON-LOST	WINNING	LAST 10	STRENGTH OF	OPP. STRENGTH	TEAM	ADJ.	CONF.	ADJ CONF.
Average RPI Loss:	147	RECORD	PCT. RANK	GAMES	SCHEDULE	OF SCHEDULE	RPI	RPI	RPI	RPI
DIV. I ONLY	11- 19	242	5- 5	205	217	248	247	15	15	
DIV. I NON-CONF.	4- 10	260	0- 0	218	303	273	275	16	16	
TOTALS	RPI 1-25	RPI 26-50	W-L RECORDS	RPI 51-100	RPI 101-150	RPI 150+				
11- 19	0- 0	0- 3	OVERALL	0- 2	0- 5	11- 9				
6- 6	0- 0	0- 2	HOME	0- 1	0- 1	6- 2				
4- 12	0- 0	0- 1	AWAY	0- 1	0- 4	4- 6				
1- 1	0- 0	0- 0	NEUTRAL	0- 0	0- 0	1- 1				
4- 10	0- 0	0- 1	NON-CONFERENCE	0- 0	0- 3	4- 6				
2- 3	0- 0	0- 1	HOME	0- 0	0- 0	2- 2				
2- 7	0- 0	0- 0	AWAY	0- 0	0- 3	2- 4				
0- 0	0- 0	0- 0	NEUTRAL	0- 0	0- 0	0- 0				
7- 9	0- 0	0- 2	CONFERENCE	0- 2	0- 2	7- 3				
4- 3	0- 0	0- 1	HOME	0- 1	0- 1	4- 0				
2- 5	0- 0	0- 1	AWAY	0- 1	0- 1	2- 2				
1- 1	0- 0	0- 0	NEUTRAL	0- 0	0- 0	1- 1				

RPI S	Opponent	Score	RPI S	Opponent	Score	RPI S	Opponent	Score	RPI S	Opponent	Score	Team's RPI: 247
42	A Gonzaga	53 89	42	H Gonzaga	65 93	93	A St. Mary's (CA)	70 75	101	A UC Davis	54 70	
47	H Fresno St.	54 74				93	H St. Mary's (CA)	68 77	107	A Pepperdine	75 91	
									107	H Pepperdine	49 69	
									110	A Colorado	57 71	
									119	A Wichita St.	49 64	
									154	H Oregon	72 99	
									170	A Cal Poly	73 65	
									193	A Portland	62 70	
									193	H Portland	77 55	
									193	N Portland	64 75	
									197	A Cal St. Bakersfield	53 66	
									200	A San Diego	57 66	
									200	H San Diego	62 57	
									209	A South Dakota	53 70	
									214	A Northern Colo.	57 65	
									223	A Loyola Marymount	56 49	
									223	H Loyola Marymount	77 73	
									238	A Southern Utah	67 80	
									258	H Seattle	63 60	
									280	H Pacific	52 47	
									324	A San Francisco	69 50	
									324	H San Francisco	70 62	
									324	N San Francisco	62 58	
									330	H Sacramento St.	65 78	
									334	A San Jose St.	44 37	
LAST 12 Division I GAMES:												
193	N Portland	64 75	200	A San Diego	57 66							
324	N San Francisco	62 58	93	A St. Mary's (CA)	70 75							
107	A Pepperdine	75 91	324	H San Francisco	70 62							
223	A Loyola Marymount	56 49	223	H Loyola Marymount	77 73							
193	H Portland	77 55	107	H Pepperdine	49 69							
42	H Gonzaga	65 93	193	A Portland	62 70							

Non-Div I Games:

Santa Clara

Loss, Non-Conf, S Site, H Home A Away N Neutral

Average RPI Win:	269	WON-LOST	WINNING	LAST 10	STRENGTH OF	OPP. STRENGTH	TEAM	ADJ.	CONF.	ADJ CONF.
Average RPI Loss:	225	RECORD	PCT. RANK	GAMES	SCHEDULE	OF SCHEDULE	RPI	RPI	RPI	RPI
DIV. I ONLY	10- 11	181	3- 3	343	287	289	289	31	31	
DIV. I NON-CONF.	9- 10	182	3- 3	314	327	270	272	29	29	
TOTALS	RPI 1-25	RPI 26-50	W-L RECORDS	RPI 51-100	RPI 101-150	RPI 150+				
10- 11	0- 0	0- 0	OVERALL	1- 2	0- 1	9- 8				
7- 2	0- 0	0- 0	HOME	1- 0	0- 0	6- 2				
3- 9	0- 0	0- 0	AWAY	0- 2	0- 1	3- 6				
0- 0	0- 0	0- 0	NEUTRAL	0- 0	0- 0	0- 0				
9- 10	0- 0	0- 0	NON-CONFERENCE	1- 2	0- 1	8- 7				
6- 2	0- 0	0- 0	HOME	1- 0	0- 0	5- 2				
3- 8	0- 0	0- 0	AWAY	0- 2	0- 1	3- 5				
0- 0	0- 0	0- 0	NEUTRAL	0- 0	0- 0	0- 0				
1- 1	0- 0	0- 0	CONFERENCE	0- 0	0- 0	1- 1				
1- 0	0- 0	0- 0	HOME	0- 0	0- 0	1- 0				
0- 1	0- 0	0- 0	AWAY	0- 0	0- 0	0- 1				
0- 0	0- 0	0- 0	NEUTRAL	0- 0	0- 0	0- 0				

RPI 1-25				RPI 26-50				RPI 51-100				RPI 101+				Team's RPI: 289	
RPI	S	Opponent	Score	RPI	S	Opponent	Score	RPI	S	Opponent	Score	RPI	S	Opponent	Score		
								55	A	South Carolina	33	52	119	A	Wichita St.	41	67
								56	A	Charlotte	41	79	220	A	Florida A&M	54	67
								59	H	UCF	56	54	220	H	Florida A&M	48	52
													243	H	North Florida	49	42
													257	A	Md.-East. Shore	62	52
													257	H	Md.-East. Shore	71	50
													271	A	Longwood	37	47
													271	H	Longwood	60	34
													293	A	South Carolina St.	33	37
													293	H	South Carolina St.	53	32
													297	A	La.-Lafayette	58	63
													310	A	Presbyterian	52	50
													310	H	Presbyterian	47	54
													312	A	Norfolk St.	66	67
													323	A	NJIT	49	59
													333	A	Alabama St.	57	45
													333	H	Alabama St.	58	47
													337	H	IUPUI	69	52
LAST 12 Division I GAMES:																	
				271	A	Longwood	37	47		257	H	Md.-East. Shore	71	50			
				271	H	Longwood	60	34		312	A	Norfolk St.	66	67			
				310	H	Presbyterian	47	54		333	H	Alabama St.	58	47			
				323	A	NJIT	49	59		337	H	IUPUI	69	52			
				257	A	Md.-East. Shore	62	52		220	H	Florida A&M	48	52			
				310	A	Presbyterian	52	50		293	H	South Carolina St.	53	32			

Non-Div I Games: Voorhees 55 41 Allen 86 32 Morris 75 74 Edward Waters 86 42 Savannah St.

Non-Div I Games	New Orleans	Score	84	44
-----------------	-------------	-------	----	----

S  
a  
v  
a  
n  
n  
a  
h  
s  
t  
.

S  
a  
v  
a  
n  
n  
a  
h  
s  
t  
.

Average RPI Win: <b>227</b>	WON-LOST	WINNING	LAST 10	STRENGTH OF	OPP. STRENGTH	TEAM	ADJ.	CONF.	ADJ CONF.
Average RPI Loss: <b>171</b>	RECORD	PCT. RANK	GAMES	SCHEDULE	OF SCHEDULE	RPI	RPI	RPI	RPI
DIV. I ONLY	8- 22	291	3- 7	104	311	255	258	31	31
DIV. I NON-CONF.	7- 19	273	2- 7	100	330	232	237	29	29
TOTALS	RPI 1-25	RPI 26-50	W-L RECORDS	RPI 51-100	RPI 101-150	RPI 150+			
8- 22	0- 0	0- 2	OVERALL	0- 3	1- 3	7- 14			
4- 10	0- 0	0- 2	HOME	0- 0	1- 0	3- 8			
3- 11	0- 0	0- 0	AWAY	0- 3	0- 3	3- 5			
1- 1	0- 0	0- 0	NEUTRAL	0- 0	0- 0	1- 1			
7- 19	0- 0	0- 2	NON-CONFERENCE	0- 3	1- 3	6- 11			
4- 9	0- 0	0- 2	HOME	0- 0	1- 0	3- 7			
3- 10	0- 0	0- 0	AWAY	0- 3	0- 3	3- 4			
0- 0	0- 0	0- 0	NEUTRAL	0- 0	0- 0	0- 0			
1- 3	0- 0	0- 0	CONFERENCE	0- 0	0- 0	1- 3			
0- 1	0- 0	0- 0	HOME	0- 0	0- 0	0- 1			
0- 1	0- 0	0- 0	AWAY	0- 0	0- 0	0- 1			
1- 1	0- 0	0- 0	NEUTRAL	0- 0	0- 0	1- 1			

RPI S	Opponent	Score	RPI S	Opponent	Score	RPI S	Opponent	Score	RPI S	Opponent	Score	Team's RPI: 258
			41	H Bowling Green	51 71	78	A Wyoming	51 70	101	A UC Davis	75 80	
			42	H Gonzaga	64 91	91	A Fla. Gulf Coast	63 87	114	A UC Riverside	56 65	
						93	A St. Mary's (CA)	64 80	122	A UC Santa Barbara	57 67	
									140	H Navy	62 50	
									152	H Montana St.	66 56	
									163	H Idaho	62 43	
									170	H Cal Poly	57 74	
									175	H Harvard	55 69	
									183	H UC Irvine	55 69	
									193	A Portland	61 58	
									196	A Chicago St.	53 59	
									196	H Chicago St.	62 74	
									197	A Cal St. Bakersfield	65 81	
									197	H Cal St. Bakersfield	71 77	
									200	A San Diego	56 78	
									223	H Loyola Marymount	52 61	
									235	N SIU Edwardsville	50 54	
									247	A Santa Clara	60 63	
									267	H Eastern Wash.	74 53	
									271	N Longwood	87 66	
									272	H Boise St.	57 66	
									282	H Cal St. Fullerton	58 63	
									300	A Long Beach St.	73 54	
									314	A Utah Valley	64 74	
									330	A Sacramento St.	92 82	
LAST 12 Division I GAMES:												
			271	N Longwood	87 66	267	H Eastern Wash.	74 53				
			235	N SIU Edwardsville	50 54	300	A Long Beach St.	73 54				
			91	A Fla. Gulf Coast	63 87	196	H Chicago St.	62 74				
			122	A UC Santa Barbara	57 67	175	H Harvard	55 69				
			101	A UC Davis	75 80	78	A Wyoming	51 70				
			197	H Cal St. Bakersfield	71 77	196	A Chicago St.	53 59				

Non-Div I Games:

Seattle

■ Loss, 
 ■ Non-Conf, 
 ■ S Site, 
 ■ Home 
 ■ A Away 
 N Neutral

Average RPI Win:	225	WON-LOST	WINNING	LAST 10	STRENGTH OF	OPP. STRENGTH	TEAM	ADJ.	CONF.	ADJ CONF.
Average RPI Loss:	61	RECORD	PCT. RANK	GAMES	SCHEDULE	OF SCHEDULE	RPI	RPI	RPI	RPI
DIV. I ONLY	8- 22	291	1- 9	62	61	195	189	3	3	
DIV. I NON-CONF.	7- 6	154	0- 0	204	186	157	155	2	2	
TOTALS	RPI 1-25	RPI 26-50	W-L RECORDS	RPI 51-100	RPI 101-150	RPI 150+				
8- 22	0- 6	1- 5	OVERALL	0- 7	0- 3	7- 1				
5- 10	0- 3	1- 3	HOME	0- 1	0- 2	4- 1				
3- 9	0- 3	0- 2	AWAY	0- 3	0- 1	3- 0				
0- 3	0- 0	0- 0	NEUTRAL	0- 3	0- 0	0- 0				
7- 6	0- 0	1- 1	NON-CONFERENCE	0- 4	0- 0	6- 1				
5- 2	0- 0	1- 1	HOME	0- 0	0- 0	4- 1				
2- 2	0- 0	0- 0	AWAY	0- 2	0- 0	2- 0				
0- 2	0- 0	0- 0	NEUTRAL	0- 2	0- 0	0- 0				
1- 16	0- 6	0- 4	CONFERENCE	0- 3	0- 3	1- 0				
0- 8	0- 3	0- 2	HOME	0- 1	0- 2	0- 0				
1- 7	0- 3	0- 2	AWAY	0- 1	0- 1	1- 0				
0- 1	0- 0	0- 0	NEUTRAL	0- 1	0- 0	0- 0				

RPI 1-25				RPI 26-50				RPI 51-100				RPI 101+ Team's RPI: 189			
RPI	S	Opponent	Score	RPI	S	Opponent	Score	RPI	S	Opponent	Score	RPI	S	Opponent	Score
1	A	Connecticut	59 80	31	H	West Virginia	46 67	54	A	Syracuse	50 75	111	H	Villanova	54 62
10	A	Notre Dame	38 89	32	A	St. John's (NY)	52 71	54	N	Syracuse	44 74	117	H	Providence	55 58
11	A	DePaul	59 77	32	H	St. John's (NY)	48 58	67	N	Boston College	46 85	133	A	South Fla.	64 68
18	H	Georgetown	41 59	36	A	Louisville	49 59	91	A	Fla. Gulf Coast	57 64	162	H	Hofstra	65 76
23	H	Rutgers	47 71	37	H	Temple	72 59	92	N	Auburn	51 85	166	A	Cincinnati	51 44
24	H	Marquette	58 66	49	H	LSU	40 58	95	A	Drexel	43 66	201	H	La Salle	65 62
								96	H	Pittsburgh	58 64	252	H	Army	50 40
												266	H	Massachusetts	61 58
												284	A	Delaware St.	65 57
												294	A	William & Mary	73 67
												302	H	Rhode Island	73 69
LAST 12 Division I GAMES:															
54	N	Syracuse	44 74	166	A	Cincinnati	51 44								
23	H	Rutgers	47 71	10	A	Notre Dame	38 89								
36	A	Louisville	49 59	117	H	Providence	55 58								
1	A	Connecticut	59 80	18	H	Georgetown	41 59								
111	H	Villanova	54 62	133	A	South Fla.	64 68								
24	H	Marquette	58 66	11	A	DePaul	59 77								

Non-Div I Games:

Seton Hall

■ Loss, 
■ Non-Conf, 
■ S Site, 
■ H Home 
■ A Away 
N Neutral

Average RPI Win:	271	WON-LOST	WINNING	LAST 10	STRENGTH OF	OPP. STRENGTH	TEAM	ADJ.	CONF.	ADJ CONF.
Average RPI Loss:	151	RECORD	PCT. RANK	GAMES	SCHEDULE	OF SCHEDULE	RPI	RPI	RPI	RPI
DIV. I ONLY	14- 16	186	6- 4	186	307	212	213	23	23	
DIV. I NON-CONF.	2- 8	302	0- 0	175	299	283	282	23	23	
TOTALS	RPI 1-25	RPI 26-50	W-L RECORDS	RPI 51-100	RPI 101-150	RPI 150+				
14- 16	0- 0	0- 3	OVERALL	0- 0	0- 7	14- 6				
6- 9	0- 0	0- 1	HOME	0- 0	0- 4	6- 4				
7- 5	0- 0	0- 1	AWAY	0- 0	0- 2	7- 2				
1- 2	0- 0	0- 1	NEUTRAL	0- 0	0- 1	1- 0				
2- 8	0- 0	0- 0	NON-CONFERENCE	0- 0	0- 5	2- 3				
1- 5	0- 0	0- 0	HOME	0- 0	0- 3	1- 2				
1- 2	0- 0	0- 0	AWAY	0- 0	0- 1	1- 1				
0- 1	0- 0	0- 0	NEUTRAL	0- 0	0- 1	0- 0				
12- 8	0- 0	0- 3	CONFERENCE	0- 0	0- 2	12- 3				
5- 4	0- 0	0- 1	HOME	0- 0	0- 1	5- 2				
6- 3	0- 0	0- 1	AWAY	0- 0	0- 1	6- 1				
1- 1	0- 0	0- 1	NEUTRAL	0- 0	0- 0	1- 0				

RPI S	Opponent	Score	RPI S	Opponent	Score	RPI S	Opponent	Score	RPI S	Opponent	Score	Team's RPI: 213
			50 A	Marist	30 60				108 A	Sacred Heart	33 72	
			50 H	Marist	48 64				111 N	Villanova	50 57	
			50 N	Marist	45 60				122 H	UC Santa Barbara	49 71	
									128 H	Central Conn. St.	48 57	
									137 A	Loyola Maryland	64 67	
									137 H	Loyola Maryland	53 60	
									140 H	Navy	43 57	
									173 A	Manhattan	51 44	
									173 H	Manhattan	45 48	
									202 A	Binghamton	59 72	
									221 A	Fordham	49 47	
									226 H	Albany (NY)	59 63	
									231 A	Fairfield	60 52	
									231 H	Fairfield	54 46	
									231 N	Fairfield	36 33	
									241 A	Iona	60 55	
									241 H	Iona	50 55	
									263 A	Canisius	48 60	
									263 H	Canisius	40 32	
									276 H	Wagner	61 64	
									291 A	St. Peter's	57 40	
									291 H	St. Peter's	65 52	
									316 A	Rider	57 44	
									316 H	Rider	53 42	
									317 H	Colgate	66 56	
									338 A	Niagara	77 37	
LAST 12 Division I GAMES:												
			50 N	Marist	45 60	316 A	Rider	57 44				
			231 N	Fairfield	36 33	137 A	Loyola Maryland	64 67				
			263 H	Canisius	40 32	338 H	Niagara	57 35				
			50 H	Marist	48 64	173 H	Manhattan	45 48				
			231 A	Fairfield	60 52	50 A	Marist	30 60				
			291 A	St. Peter's	57 40	241 H	Iona	50 55				

Non-Div I Games:

Siena

■ Loss, 
 ■ Non-Conf, 
 ■ S Site, 
 ■ Home 
 ■ A Away 
 N Neutral

RPI	S	Opponent	Score
338	H	Niagara	57 35

S  
i  
e  
n  
a

S  
i  
e  
n  
a

Siena

Season High				Through Games of Sunday, March 18, 1911						
Average RPI Win:	243	WON-LOST	WINNING	LAST 10	STRENGTH OF	OPP. STRENGTH	TEAM	ADJ.	CONF.	ADJ CONF.
Average RPI Loss:	110	RECORD	PCT. RANK	GAMES	SCHEDULE	OF SCHEDULE	RPI	RPI	RPI	RPI
DIV. I ONLY	15- 13	149	5- 5	281	129	194	194	17	17	
DIV. I NON-CONF.	6- 4	117	0- 0	273	64	159	161	14	14	
TOTALS	RPI 1-25	RPI 26-50	W-L RECORDS	RPI 51-100	RPI 101-150	RPI 150+				
15- 13	0- 0	0- 3	OVERALL	0- 4	3- 4	12- 2				
9- 3	0- 0	0- 1	HOME	0- 1	3- 1	6- 0				
5- 8	0- 0	0- 1	AWAY	0- 2	0- 3	5- 2				
1- 2	0- 0	0- 1	NEUTRAL	0- 1	0- 0	1- 0				
6- 4	0- 0	0- 1	NON-CONFERENCE	0- 2	1- 1	5- 0				
3- 1	0- 0	0- 0	HOME	0- 0	1- 1	2- 0				
3- 2	0- 0	0- 0	AWAY	0- 2	0- 0	3- 0				
0- 1	0- 0	0- 1	NEUTRAL	0- 0	0- 0	0- 0				
9- 9	0- 0	0- 2	CONFERENCE	0- 2	2- 3	7- 2				
6- 2	0- 0	0- 1	HOME	0- 1	2- 0	4- 0				
2- 6	0- 0	0- 1	AWAY	0- 0	0- 3	2- 2				
1- 1	0- 0	0- 0	NEUTRAL	0- 1	0- 0	1- 0				

RPI 1-25				RPI 26-50				RPI 51-100				RPI 101+				Team's RPI: 194	
RPI	S	Opponent	Score	RPI	S	Opponent	Score	RPI	S	Opponent	Score	RPI	S	Opponent	Score		
				43	N	Florida	51 61	63	H	UALR	66 75	124	H	Mississippi St.	43 56		
				45	A	Middle Tenn.	48 71	63	N	UALR	54 73	127	A	Denver	43 63		
				45	H	Middle Tenn.	59 67	72	A	Tulane	62 72	131	A	Western Ky.	41 56		
								92	A	Auburn	70 75	131	H	Western Ky.	62 60		
												135	A	FIU	43 48		
												135	H	FIU	60 42		
												143	H	Mississippi	67 60		
												179	A	Arkansas St.	53 68		
												182	H	Southern Miss.	95 61		
												186	H	La.-Monroe	78 54		
												190	A	Southern U.	69 38		
												224	A	Northwestern St.	69 61		
												281	H	Lipscomb	69 41		
												297	H	La.-Lafayette	82 66		
												297	N	La.-Lafayette	58 53		
												306	A	Fla. Atlantic	65 53		
												306	H	Fla. Atlantic	53 40		
												308	A	Troy	41 66		
												308	H	Troy	72 62		
												321	A	North Texas	79 61		
												335	A	Maine	66 55		
LAST 12 Division I GAMES:																	
				63	N	UALR	54 73	308	H	Troy	72 62						
				297	N	La.-Lafayette	58 53	45	A	Middle Tenn.	48 71						
				306	H	Fla. Atlantic	53 40	131	A	Western Ky.	41 56						
				63	H	UALR	66 75	297	H	La.-Lafayette	82 66						
				127	A	Denver	43 63	308	A	Troy	41 66						
				321	A	North Texas	79 61	135	H	FIU	60 42						

Non-Div I Games:	Spring Hill	72	22	Mobile	93	54
------------------	-------------	----	----	--------	----	----

South Ala.

Loss, Non-Conf, S Site, H Home A Away N Neutral



# South Carolina

Through Games Of Sunday, March 13, 2011

Average RPI Win:	143	WON-LOST	WINNING	LAST 10	STRENGTH OF	OPP. STRENGTH	TEAM	ADJ.	CONF.	ADJ CONF.
Average RPI Loss:	33	RECORD	PCT. RANK	GAMES	SCHEDULE	OF SCHEDULE	RPI	RPI	RPI	RPI
DIV. I ONLY	17- 14	140	5- 5	19	35	58	55	4	4	
DIV. I NON-CONF.	8- 5	105	0- 0	55	104	70	70	4	4	
TOTALS	RPI 1-25	RPI 26-50	W-L RECORDS	RPI 51-100	RPI 101-150	RPI 150+				
17- 14	1- 6	2- 6	OVERALL	3- 1	6- 1	5- 0				
13- 4	1- 2	2- 2	HOME	2- 0	3- 0	5- 0				
3- 8	0- 3	0- 3	AWAY	1- 1	2- 1	0- 0				
1- 2	0- 1	0- 1	NEUTRAL	0- 0	1- 0	0- 0				
8- 5	0- 3	0- 1	NON-CONFERENCE	1- 0	2- 1	5- 0				
8- 1	0- 1	0- 0	HOME	1- 0	2- 0	5- 0				
0- 3	0- 1	0- 1	AWAY	0- 0	0- 1	0- 0				
0- 1	0- 1	0- 0	NEUTRAL	0- 0	0- 0	0- 0				
9- 9	1- 3	2- 5	CONFERENCE	2- 1	4- 0	0- 0				
5- 3	1- 1	2- 2	HOME	1- 0	1- 0	0- 0				
3- 5	0- 2	0- 2	AWAY	1- 1	2- 0	0- 0				
1- 1	0- 0	0- 1	NEUTRAL	0- 0	1- 0	0- 0				

RPI	S	Opponent	Score	RPI	S	Opponent	Score	RPI	S	Opponent	Score	RPI	S	Opponent	Score
2	A	Tennessee	60 82	29	A	Penn St.	48 78	64	A	Arkansas	64 62	101	A	UC Davis	52 61
2	H	Tennessee	56 71	30	H	Vanderbilt	60 74	92	A	Auburn	47 54	105	H	Alabama	59 48
5	A	Stanford	32 70	35	A	Georgia	51 61	92	H	Auburn	65 49	124	A	Mississippi St.	60 53
8	H	Xavier	65 84	35	H	Georgia	57 48	99	H	North Carolina St.	77 63	126	H	Butler	67 54
13	A	Kentucky	48 66	35	N	Georgia	34 66					139	H	Clemson	73 59
13	H	Kentucky	66 61	43	H	Florida	63 65					143	A	Mississippi	63 58
21	N	North Carolina	51 75	49	A	LSU	51 54					143	N	Mississippi	62 50
				49	H	LSU	63 61					167	H	Illinois	61 48
												248	H	Charleston So.	75 53
												289	H	Savannah St.	52 33
												293	H	South Carolina St.	63 44
												310	H	Presbyterian	68 40
LAST 12 Division I GAMES:															
		35	N	Georgia	34	66	124	A	Mississippi St.	60	53				
		143	N	Mississippi	62	50	13	H	Kentucky	66	61				
		30	H	Vanderbilt	60	74	64	A	Arkansas	64	62				
		49	A	LSU	51	54	92	A	Auburn	47	54				
		92	H	Auburn	65	49	35	H	Georgia	57	48				
		2	A	Tennessee	60	82	105	H	Alabama	59	48				

Non-Div I Games:

South Carolina

Loss, Non-Conf, S Site, H Home A Away N Neutral

Average RPI Win:	285	WON-LOST	WINNING	LAST 10	STRENGTH OF	OPP. STRENGTH	TEAM	ADJ.	CONF.	ADJ CONF.
Average RPI Loss:	202	RECORD	PCT. RANK	GAMES	SCHEDULE	OF SCHEDULE	RPI	RPI	RPI	RPI
DIV. I ONLY	10- 17	241	6- 4	314	329	288	293	25	25	
DIV. I NON-CONF.	3- 6	234	1- 0	330	302	323	320	26	26	
TOTALS	RPI 1-25	RPI 26-50	W-L RECORDS	RPI 51-100	RPI 101-150	RPI 150+				
10- 17	0- 0	0- 0	OVERALL	0- 3	0- 2	10- 12				
6- 5	0- 0	0- 0	HOME	0- 0	0- 0	6- 5				
3- 11	0- 0	0- 0	AWAY	0- 2	0- 2	3- 7				
1- 1	0- 0	0- 0	NEUTRAL	0- 1	0- 0	1- 0				
3- 6	0- 0	0- 0	NON-CONFERENCE	0- 1	0- 2	3- 3				
2- 1	0- 0	0- 0	HOME	0- 0	0- 0	2- 1				
1- 5	0- 0	0- 0	AWAY	0- 1	0- 2	1- 2				
0- 0	0- 0	0- 0	NEUTRAL	0- 0	0- 0	0- 0				
7- 11	0- 0	0- 0	CONFERENCE	0- 2	0- 0	7- 9				
4- 4	0- 0	0- 0	HOME	0- 0	0- 0	4- 4				
2- 6	0- 0	0- 0	AWAY	0- 1	0- 0	2- 5				
1- 1	0- 0	0- 0	NEUTRAL	0- 1	0- 0	1- 0				

RPI S	Opponent	Score	RPI S	Opponent	Score	RPI S	Opponent	Score	RPI S	Opponent	Score	Team's RPI: 293
						55	A South Carolina	44 63	113	A Wake Forest	36 95	
						77	A Hampton	57 77	139	A Clemson	44 66	
						77	N Hampton	55 78	176	A Howard	25 59	
									192	A N.C. A&T	71 94	
									192	H N.C. A&T	71 77	
									217	A Morgan St.	54 61	
									217	H Morgan St.	60 57	
									220	A Florida A&M	76 70	
									220	H Florida A&M	65 79	
									240	A Coppin St.	51 84	
									240	H Coppin St.	45 71	
									257	H Md.-East. Shore	73 62	
									283	A UNC Asheville	69 84	
									284	H Delaware St.	47 35	
									289	A Savannah St.	32 53	
									289	H Savannah St.	37 33	
									309	A Bethune-Cookman	64 60	
									309	H Bethune-Cookman	55 64	
									309	N Bethune-Cookman	62 52	
									310	H Presbyterian	38 51	
									312	A Norfolk St.	65 73	
									312	H Norfolk St.	62 49	
									325	A N.C. Central	47 41	
									325	H N.C. Central	66 32	
LAST 12 Division I GAMES:												
			77	N Hampton	55 78	192	H N.C. A&T	71 77				
			309	N Bethune-Cookman	62 52	217	H Morgan St.	60 57				
			325	A N.C. Central	47 41	240	H Coppin St.	45 71				
			220	A Florida A&M	76 70	176	A Howard	25 59				
			309	A Bethune-Cookman	64 60	77	A Hampton	57 77				
			312	H Norfolk St.	62 49	220	H Florida A&M	65 79				

Non-Div I Games: Southern Wesleyan 82 64 Coker 63 34

South Carolina St.

Loss, Non-Conf, S Site, H Home A Away N Neutral

# South Dakota

Through Games Of Sunday, March 13, 2011

Average RPI Win:	280	WON-LOST	WINNING	LAST 10	STRENGTH OF	OPP. STRENGTH	TEAM	ADJ.	CONF.	ADJ CONF.
Average RPI Loss:	145	RECORD	PCT. RANK	GAMES	SCHEDULE	OF SCHEDULE	RPI	RPI	RPI	RPI
DIV. I ONLY	16- 11	129	8- 2	321	258	209	209	32	32	
DIV. I NON-CONF.	6- 8	203	0- 0	169	150	185	187	31	31	
TOTALS	RPI 1-25	RPI 26-50	W-L RECORDS	RPI 51-100	RPI 101-150	RPI 150+				
16- 11	0- 1	0- 2	OVERALL	0- 2	1- 0	15- 6				
9- 1	0- 0	0- 0	HOME	0- 1	1- 0	8- 0				
7- 7	0- 1	0- 1	AWAY	0- 1	0- 0	7- 4				
0- 3	0- 0	0- 1	NEUTRAL	0- 0	0- 0	0- 2				
6- 8	0- 1	0- 2	NON-CONFERENCE	0- 2	1- 0	5- 3				
3- 1	0- 0	0- 0	HOME	0- 1	1- 0	2- 0				
3- 5	0- 1	0- 1	AWAY	0- 1	0- 0	3- 2				
0- 2	0- 0	0- 1	NEUTRAL	0- 0	0- 0	0- 1				
10- 3	0- 0	0- 0	CONFERENCE	0- 0	0- 0	10- 3				
6- 0	0- 0	0- 0	HOME	0- 0	0- 0	6- 0				
4- 2	0- 0	0- 0	AWAY	0- 0	0- 0	4- 2				
0- 1	0- 0	0- 0	NEUTRAL	0- 0	0- 0	0- 1				

RPI	S	Opponent	Score	RPI	S	Opponent	Score	RPI	S	Opponent	Score	RPI	S	Opponent	Score	Team's RPI: 209
22	A	Green Bay	53 70	34	A	UNI	64 73	71	A	Kansas	40 73	119	H	Wichita St.	57 47	
				46	N	Dayton	56 78	76	H	Creighton	70 79	172	N	Milwaukee	53 58	
												181	A	Colorado St.	53 68	
												196	A	Chicago St.	54 72	
												196	H	Chicago St.	66 56	
												214	A	Northern Colo.	62 57	
												233	A	North Dakota	53 63	
												233	H	North Dakota	69 53	
												235	A	SIU Edwardsville	53 57	
												247	H	Santa Clara	70 53	
												262	A	Northern Ariz.	69 57	
												314	A	Utah Valley	53 42	
												314	H	Utah Valley	72 44	
												315	H	Cal St. Northridge	71 62	
												319	A	Tex.-Pan American	64 57	
												319	H	Tex.-Pan American	57 42	
												322	A	Cornell	60 45	
												323	A	NJIT	76 40	
												323	H	NJIT	72 28	
												329	A	Houston Baptist	66 48	
												329	H	Houston Baptist	62 33	
												329	N	Houston Baptist	64 73	
LAST 12 Division I GAMES:																
329	N	Houston Baptist	64 73	323	A	NJIT	76 40									
329	A	Houston Baptist	66 48	196	A	Chicago St.	54 72									
319	A	Tex.-Pan American	64 57	233	H	North Dakota	69 53									
196	H	Chicago St.	66 56	319	H	Tex.-Pan American	57 42									
323	H	NJIT	72 28	329	H	Houston Baptist	62 33									
314	A	Utah Valley	53 42	314	H	Utah Valley	72 44									

Non-Div I Games: Tabor 87 43 Jamestown 76 37 Upper Iowa 71 47

South Dakota

Loss, Non-Conf, S Site, H Home A Away N Neutral

Average RPI Win:	233	WON-LOST	WINNING	LAST 10	STRENGTH OF	OPP. STRENGTH	TEAM	ADJ.	CONF.	ADJ CONF.
Average RPI Loss:	111	RECORD	PCT. RANK	GAMES	SCHEDULE	OF SCHEDULE	RPI	RPI	RPI	RPI
DIV. I ONLY	19- 13	125	9- 1	137	227	121	118	26	26	
DIV. I NON-CONF.	4- 7	224	0- 0	14	25	108	101	28	28	
TOTALS	RPI 1-25	RPI 26-50	W-L RECORDS	RPI 51-100	RPI 101-150	RPI 150+				
19- 13	0- 1	0- 5	OVERALL	2- 0	0- 3	17- 4				
8- 6	0- 1	0- 1	HOME	2- 0	0- 1	6- 3				
8- 7	0- 0	0- 4	AWAY	0- 0	0- 2	8- 1				
3- 0	0- 0	0- 0	NEUTRAL	0- 0	0- 0	3- 0				
4- 7	0- 1	0- 5	NON-CONFERENCE	2- 0	0- 1	2- 0				
3- 2	0- 1	0- 1	HOME	2- 0	0- 0	1- 0				
1- 5	0- 0	0- 4	AWAY	0- 0	0- 1	1- 0				
0- 0	0- 0	0- 0	NEUTRAL	0- 0	0- 0	0- 0				
15- 6	0- 0	0- 0	CONFERENCE	0- 0	0- 2	15- 4				
5- 4	0- 0	0- 0	HOME	0- 0	0- 1	5- 3				
7- 2	0- 0	0- 0	AWAY	0- 0	0- 1	7- 1				
3- 0	0- 0	0- 0	NEUTRAL	0- 0	0- 0	3- 0				

RPI 1-25				RPI 26-50				RPI 51-100				RPI 101+ Team's RPI: 118			
RPI	S	Opponent	Score	RPI	S	Opponent	Score	RPI	S	Opponent	Score	RPI	S	Opponent	Score
17	H	Iowa	54 65	34	A	UNI	60 81	77	H	Hampton	76 64	145	A	Utah St.	57 60
				39	A	Kansas St.	51 56	85	H	Illinois St.	73 70	149	A	Oral Roberts	78 85
				40	H	Arizona St.	52 63					149	H	Oral Roberts	62 77
				45	A	Middle Tenn.	51 70					155	A	Washington St.	72 61
				48	A	Purdue	40 73					158	A	Oakland	76 52
												158	H	Oakland	56 57
												158	N	Oakland	61 54
												161	A	IPFW	50 47
												161	H	IPFW	67 70
												161	N	IPFW	70 67
												225	A	North Dakota St.	64 51
												225	H	North Dakota St.	71 78
												225	N	North Dakota St.	62 51
												238	A	Southern Utah	72 73
												238	H	Southern Utah	81 61
												255	A	UMKC	81 59
												255	H	UMKC	82 57
												299	A	Western Ill.	87 59
												299	H	Western Ill.	65 40
												314	H	Utah Valley	87 38
												337	A	IUPUI	67 61
												337	H	IUPUI	62 47
												342	A	Centenary (LA)	83 50
												342	H	Centenary (LA)	89 37
LAST 12 Division I GAMES:															
				158	N	Oakland	61 54	337	H	IUPUI	62 47				
				161	N	IPFW	70 67	299	H	Western Ill.	65 40				
				225	N	North Dakota St.	62 51	149	A	Oral Roberts	78 85				
				225	A	North Dakota St.	64 51	342	A	Centenary (LA)	83 50				
				161	A	IPFW	50 47	255	H	UMKC	82 57				
				158	A	Oakland	76 52	238	H	Southern Utah	81 61				

Non-Div I Games:

South Dakota St.

■ Loss, 
 ■ Non-Conf, 
 ■ S Site, 
 ■ Home 
 ■ A Away 
 N Neutral

Average RPI Win:	172	WON-LOST	WINNING	LAST 10	STRENGTH OF	OPP. STRENGTH	TEAM	ADJ.	CONF.	ADJ CONF.
Average RPI Loss:	63	RECORD	PCT. RANK	GAMES	SCHEDULE	OF SCHEDULE	RPI	RPI	RPI	RPI
DIV. I ONLY	12- 19	233	2- 8	57	60	135	133	3	3	
DIV. I NON-CONF.	9- 5	87	0- 0	136	194	100	100	2	2	
TOTALS	RPI 1-25	RPI 26-50	W-L RECORDS	RPI 51-100	RPI 101-150	RPI 150+				
12- 19	1- 6	0- 5	OVERALL	1- 5	2- 1	8- 2				
8- 7	1- 3	0- 2	HOME	1- 0	1- 0	5- 2				
2- 10	0- 3	0- 2	AWAY	0- 4	1- 1	1- 0				
2- 2	0- 0	0- 1	NEUTRAL	0- 1	0- 0	2- 0				
9- 5	0- 0	0- 2	NON-CONFERENCE	1- 2	1- 0	7- 1				
6- 1	0- 0	0- 0	HOME	1- 0	1- 0	4- 1				
1- 3	0- 0	0- 1	AWAY	0- 2	0- 0	1- 0				
2- 1	0- 0	0- 1	NEUTRAL	0- 0	0- 0	2- 0				
3- 14	1- 6	0- 3	CONFERENCE	0- 3	1- 1	1- 1				
2- 6	1- 3	0- 2	HOME	0- 0	0- 0	1- 1				
1- 7	0- 3	0- 1	AWAY	0- 2	1- 1	0- 0				
0- 1	0- 0	0- 0	NEUTRAL	0- 1	0- 0	0- 0				

RPI	S	Opponent	Score	RPI	S	Opponent	Score	RPI	S	Opponent	Score	RPI	S	Opponent	Score	Team's RPI: 133
1	H	Connecticut	54 80	31	A	West Virginia	52 78	54	A	Syracuse	57 78	111	A	Villanova	59 58	
10	H	Notre Dame	68 76	32	H	St. John's (NY)	60 80	80	A	Samford	47 64	113	H	Wake Forest	63 54	
11	A	DePaul	61 77	36	H	Louisville	55 66	92	H	Auburn	67 49	117	A	Providence	57 64	
18	A	Georgetown	38 67	38	N	Texas	65 83	96	A	Pittsburgh	66 70	166	H	Cincinnati	56 57	
18	H	Georgetown	60 55	45	A	Middle Tenn.	59 71	96	N	Pittsburgh	60 63	177	N	UAB	59 38	
23	A	Rutgers	46 52					100	A	Nebraska	59 78	178	N	SMU	61 55	
24	H	Marquette	55 61									189	H	Seton Hall	68 64	
												191	H	Stetson	80 42	
												212	H	Jacksonville	82 77	
												217	H	Morgan St.	51 53	
												239	A	UNLV	59 54	
												243	H	North Florida	68 35	
												306	H	Fla. Atlantic	80 46	
LAST 12 Division I GAMES:																
96	N	Pittsburgh	60 63	96	A	Pittsburgh	66 70									
18	H	Georgetown	60 55	18	A	Georgetown	38 67									
111	A	Villanova	59 58	10	H	Notre Dame	68 76									
23	A	Rutgers	46 52	54	A	Syracuse	57 78									
36	H	Louisville	55 66	189	H	Seton Hall	68 64									
32	H	St. John's (NY)	60 80	31	A	West Virginia	52 78									

Non-Div I Games:

South Fla.

■ Loss, 
■ Non-Conf, 
■ S Site, 
■ H Home 
■ A Away 
N Neutral

Average RPI Win:	314	WON-LOST	WINNING	LAST 10	STRENGTH OF	OPP. STRENGTH	TEAM	ADJ.	CONF.	ADJ CONF.
Average RPI Loss:	179	RECORD	PCT. RANK	GAMES	SCHEDULE	OF SCHEDULE	RPI	RPI	RPI	RPI
DIV. I ONLY	6- 21	312	1- 9	196	324	304	305	27	27	
DIV. I NON-CONF.	2- 7	293	0- 1	74	218	225	228	30	30	
TOTALS	RPI 1-25	RPI 26-50	W-L RECORDS	RPI 51-100	RPI 101-150	RPI 150+				
6- 21	0- 2	0- 2	OVERALL	0- 0	0- 4	6- 13				
3- 8	0- 0	0- 1	HOME	0- 0	0- 2	3- 5				
2- 12	0- 2	0- 1	AWAY	0- 0	0- 2	2- 7				
1- 1	0- 0	0- 0	NEUTRAL	0- 0	0- 0	1- 1				
2- 7	0- 2	0- 2	NON-CONFERENCE	0- 0	0- 0	2- 3				
1- 1	0- 0	0- 1	HOME	0- 0	0- 0	1- 0				
0- 5	0- 2	0- 1	AWAY	0- 0	0- 0	0- 2				
1- 1	0- 0	0- 0	NEUTRAL	0- 0	0- 0	1- 1				
4- 14	0- 0	0- 0	CONFERENCE	0- 0	0- 4	4- 10				
2- 7	0- 0	0- 0	HOME	0- 0	0- 2	2- 5				
2- 7	0- 0	0- 0	AWAY	0- 0	0- 2	2- 5				
0- 0	0- 0	0- 0	NEUTRAL	0- 0	0- 0	0- 0				

RPI 1-25				RPI 26-50				RPI 51-100				RPI 101+ Team's RPI: 305			
RPI	S	Opponent	Score	RPI	S	Opponent	Score	RPI	S	Opponent	Score	RPI	S	Opponent	Score
10	A	Notre Dame	21 97	34	H	UNI	57 70					103	A	Tennessee Tech	48 62
22	A	Green Bay	40 74	36	A	Louisville	43 97					103	H	Tennessee Tech	59 69
												125	A	UT Martin	62 92
												125	H	UT Martin	55 85
												165	A	Morehead St.	40 89
												165	H	Morehead St.	69 85
												204	A	Eastern Ill.	49 74
												204	H	Eastern Ill.	43 68
												232	A	Austin Peay	51 71
												232	H	Austin Peay	57 65
												235	A	SIU Edwardsville	51 60
												253	N	Sam Houston St.	51 60
												256	H	Western Mich.	60 56
												290	A	Texas-Arlington	40 54
												295	A	Jacksonville St.	48 62
												295	H	Jacksonville St.	49 51
												313	A	Tennessee St.	35 58
												313	H	Tennessee St.	51 46
												326	A	Murray St.	48 44
												326	H	Murray St.	34 54
												327	N	Jackson St.	55 37
												331	A	Eastern Ky.	64 57
												331	H	Eastern Ky.	74 58
LAST 12 Division I GAMES:															
232	A	Austin Peay	51 71	331	A	Eastern Ky.	64 57								
313	A	Tennessee St.	35 58	204	A	Eastern Ill.	49 74								
235	A	SIU Edwardsville	51 60	103	H	Tennessee Tech	59 69								
125	H	UT Martin	55 85	295	H	Jacksonville St.	49 51								
326	H	Murray St.	34 54	326	A	Murray St.	48 44								
165	A	Morehead St.	40 89	125	A	UT Martin	62 92								

Non-Div I Games: Lindenwood (MO) 77 46 Maryville (MO) 61 48

Southeast Mo. St.

■ Loss, 
 ■ Non-Conf, 
 ■ S Site, 
 ■ Home 
 ■ A Away 
 N Neutral

Average RPI Win:	<b>294</b>	WON-LOST	WINNING	LAST 10	STRENGTH OF	OPP. STRENGTH	TEAM	ADJ.	CONF.	ADJ CONF.
Average RPI Loss:	<b>176</b>	RECORD	PCT. RANK	GAMES	SCHEDULE	OF SCHEDULE	RPI	RPI	RPI	RPI
DIV. I ONLY	<b>9- 16</b>	<b>250</b>	<b>3- 7</b>	<b>254</b>	<b>314</b>	<b>268</b>	<b>273</b>	<b>29</b>	<b>29</b>	
DIV. I NON-CONF.	<b>4- 4</b>	<b>165</b>	<b>0- 0</b>	<b>299</b>	<b>277</b>	<b>244</b>	<b>243</b>	<b>32</b>	<b>32</b>	
TOTALS	RPI 1-25	RPI 26-50	W-L RECORDS	RPI 51-100	RPI 101-150	RPI 150+				
9- 16	0- 1	0- 0	OVERALL	1- 2	0- 4	8- 9				
5- 5	0- 0	0- 0	HOME	1- 0	0- 1	4- 4				
4- 10	0- 1	0- 0	AWAY	0- 2	0- 2	4- 5				
0- 1	0- 0	0- 0	NEUTRAL	0- 0	0- 1	0- 0				
4- 4	0- 1	0- 0	NON-CONFERENCE	0- 1	0- 1	4- 1				
2- 0	0- 0	0- 0	HOME	0- 0	0- 0	2- 0				
2- 4	0- 1	0- 0	AWAY	0- 1	0- 1	2- 1				
0- 0	0- 0	0- 0	NEUTRAL	0- 0	0- 0	0- 0				
5- 12	0- 0	0- 0	CONFERENCE	1- 1	0- 3	4- 8				
3- 5	0- 0	0- 0	HOME	1- 0	0- 1	2- 4				
2- 6	0- 0	0- 0	AWAY	0- 1	0- 1	2- 4				
0- 1	0- 0	0- 0	NEUTRAL	0- 0	0- 1	0- 0				

RPI 1-25				RPI 26-50				RPI 51-100				RPI 101+ Team's RPI: 273			
RPI	S	Opponent	Score	RPI	S	Opponent	Score	RPI	S	Opponent	Score	RPI	S	Opponent	Score
4	A	Baylor	41 <b>106</b>					72	A	Tulane	57 <b>85</b>	112	A	McNeese St.	50 <b>74</b>
								84	A	Lamar	65 <b>68</b>	112	H	McNeese St.	61 <b>68</b>
								84	H	Lamar	67 61	112	N	McNeese St.	55 <b>65</b>
												143	A	Mississippi	51 <b>85</b>
												188	A	Central Ark.	61 <b>79</b>
												188	H	Central Ark.	65 <b>69</b>
												198	A	UTSA	58 <b>71</b>
												224	A	Northwestern St.	76 <b>92</b>
												224	H	Northwestern St.	53 <b>54</b>
												253	H	Sam Houston St.	52 <b>64</b>
												290	A	Texas-Arlington	66 57
												296	A	Stephen F. Austin	55 <b>66</b>
												297	A	La.-Lafayette	57 <b>67</b>
												297	H	La.-Lafayette	56 52
												301	A	Nicholls St.	77 66
												301	H	Nicholls St.	50 <b>62</b>
												327	A	Jackson St.	53 49
												327	H	Jackson St.	72 69
												336	H	Texas St.	69 66
												342	A	Centenary (LA)	65 55
												343	H	A&M-Corpus Christi	80 73
LAST 12 Division I GAMES:															
				112	N	McNeese St.	55 <b>65</b>	84	A	Lamar	65 <b>68</b>				
				301	A	Nicholls St.	77 66	224	H	Northwestern St.	53 <b>54</b>				
				112	H	McNeese St.	61 <b>68</b>	198	A	UTSA	58 <b>71</b>				
				188	A	Central Ark.	61 <b>79</b>	253	H	Sam Houston St.	52 <b>64</b>				
				336	H	Texas St.	69 66	84	H	Lamar	67 61				
				290	A	Texas-Arlington	66 57	224	A	Northwestern St.	76 <b>92</b>				

Non-Div I Games: Spring Hill 89 64 William Carey 65 48 Millsaps 81 53 New Orleans 83 47  
Southeastern La.

## Southern California

Through Games Of Sunday, March 13, 2011

Average RPI Win:	138	WON-LOST	WINNING	LAST 10	STRENGTH OF	OPP. STRENGTH	TEAM	ADJ.	CONF.	ADJ CONF.
Average RPI Loss:	33	RECORD	PCT. RANK	GAMES	SCHEDULE	OF SCHEDULE	RPI	RPI	RPI	RPI
DIV. I ONLY	19- 12	106	6- 4	27	39	45	44	6	6	
DIV. I NON-CONF.	8- 3	57	0- 0	9	29	13	13	6	6	
TOTALS	RPI 1-25	RPI 26-50	W-L RECORDS	RPI 51-100	RPI 101-150	RPI 150+				
19- 12	0- 6	3- 2	OVERALL	3- 4	3- 0	10- 0				
12- 4	0- 2	2- 1	HOME	2- 1	2- 0	6- 0				
6- 7	0- 4	1- 1	AWAY	1- 2	1- 0	3- 0				
1- 1	0- 0	0- 0	NEUTRAL	0- 1	0- 0	1- 0				
8- 3	0- 2	3- 0	NON-CONFERENCE	1- 1	1- 0	3- 0				
5- 0	0- 0	2- 0	HOME	0- 0	1- 0	2- 0				
2- 2	0- 2	1- 0	AWAY	1- 0	0- 0	0- 0				
1- 1	0- 0	0- 0	NEUTRAL	0- 1	0- 0	1- 0				
11- 9	0- 4	0- 2	CONFERENCE	2- 3	2- 0	7- 0				
7- 4	0- 2	0- 1	HOME	2- 1	1- 0	4- 0				
4- 5	0- 2	0- 1	AWAY	0- 2	1- 0	3- 0				
0- 0	0- 0	0- 0	NEUTRAL	0- 0	0- 0	0- 0				

RPI	S	Opponent	Score	RPI	S	Opponent	Score	Team's RPI: 44	RPI	S	Opponent	Score	RPI	S	Opponent	Score
3	A	Duke	50 75	35	H	Georgia	71 63		64	A	Arizona	74 84	110	H	Colorado	68 54
5	A	Stanford	51 95	40	A	Arizona St.	55 69		64	H	Arizona	61 72	141	A	Washington	60 51
5	H	Stanford	64 78	40	H	Arizona St.	61 62		64	H	Arizona	81 72	141	H	Washington	65 61
8	A	Xavier	66 69	42	H	Gonzaga	79 73		70	N	Princeton	59 60	151	H	San Diego St.	74 64
9	A	UCLA	42 61	47	A	Fresno St.	82 78		83	A	California	71 82	154	A	Oregon	85 63
9	H	UCLA	67 74						83	H	California	80 67	154	H	Oregon	79 76
									99	A	North Carolina St.	84 75	155	A	Washington St.	72 57
													155	H	Washington St.	74 67
													155	H	Washington St.	78 66
													207	N	Quinnipiac	78 59
													215	A	Oregon St.	70 51
													215	H	Oregon St.	53 45
													300	H	Long Beach St.	82 60
LAST 12 Division I GAMES:																
64	H	Arizona	61 72	83	H	California	80 67									
155	H	Washington St.	78 66	5	H	Stanford	64 78									
141	H	Washington	65 61	154	A	Oregon	85 63									
155	H	Washington St.	74 67	215	A	Oregon St.	70 51									
64	A	Arizona	74 84	9	H	UCLA	67 74									
40	A	Arizona St.	55 69	40	H	Arizona St.	61 62									

Non-Div I Games:

Southern California

■ Loss, 
 ■ Non-Conf, 
 ■ S Site, 
 ■ H Home 
 ■ A Away 
 N Neutral



Average RPI Win:	279	WON-LOST	WINNING	LAST 10	STRENGTH OF	OPP. STRENGTH	TEAM	ADJ.	CONF.	ADJ CONF.
Average RPI Loss:	139	RECORD	PCT. RANK	GAMES	SCHEDULE	OF SCHEDULE	RPI	RPI	RPI	RPI
DIV. I ONLY	2- 28	340	0- 10	181	121	322	320	8	8	
DIV. I NON-CONF.	2- 9	306	0- 0	293	282	329	330	8	8	
TOTALS	RPI 1-25	RPI 26-50	W-L RECORDS	RPI 51-100	RPI 101-150	RPI 150+				
2- 28	0- 0	0- 4	OVERALL	0- 6	0- 8	2- 10				
1- 14	0- 0	0- 1	HOME	0- 3	0- 4	1- 6				
1- 13	0- 0	0- 3	AWAY	0- 3	0- 3	1- 4				
0- 1	0- 0	0- 0	NEUTRAL	0- 0	0- 1	0- 0				
2- 9	0- 0	0- 2	NON-CONFERENCE	0- 0	0- 1	2- 6				
1- 5	0- 0	0- 0	HOME	0- 0	0- 1	1- 4				
1- 4	0- 0	0- 2	AWAY	0- 0	0- 0	1- 2				
0- 0	0- 0	0- 0	NEUTRAL	0- 0	0- 0	0- 0				
0- 19	0- 0	0- 2	CONFERENCE	0- 6	0- 7	0- 4				
0- 9	0- 0	0- 1	HOME	0- 3	0- 3	0- 2				
0- 9	0- 0	0- 1	AWAY	0- 3	0- 3	0- 2				
0- 1	0- 0	0- 0	NEUTRAL	0- 0	0- 1	0- 0				

RPI S	Opponent	Score	RPI S	Opponent	Score	RPI S	Opponent	Score	RPI S	Opponent	Score	Team's RPI: 320
			30	A Vanderbilt	68 81	51	A Missouri St.	50 82	119	A Wichita St.	53 76	
			34	A UNI	39 79	51	H Missouri St.	58 70	119	H Wichita St.	46 69	
			34	H UNI	41 68	76	A Creighton	43 62	125	H UT Martin	50 62	
			48	A Purdue	36 75	76	H Creighton	51 68	129	A Indiana St.	57 93	
						85	A Illinois St.	62 87	129	H Indiana St.	42 48	
						85	H Illinois St.	44 82	129	N Indiana St.	68 83	
									130	A Drake	50 67	
									130	H Drake	57 70	
									160	H Wright St.	53 75	
									169	A Bradley	44 80	
									169	H Bradley	60 76	
									174	H Northern Ill.	45 46	
									232	H Austin Peay	76 64	
									237	A Evansville	45 79	
									237	H Evansville	45 59	
									256	A Western Mich.	52 56	
									268	H St. Louis	39 66	
									313	H Tennessee St.	43 57	
									326	A Murray St.	62 61	
									337	A IUPUI	48 65	
LAST 12 Division I GAMES:												
			129	N Indiana St.	68 83	34	H UNI	41 68				
			51	H Missouri St.	58 70	237	H Evansville	45 59				
			119	H Wichita St.	46 69	130	A Drake	50 67				
			85	A Illinois St.	62 87	76	A Creighton	43 62				
			129	A Indiana St.	57 93	129	H Indiana St.	42 48				
			169	H Bradley	60 76	85	H Illinois St.	44 82				

Non-Div I Games:

Southern Ill.

■ Loss, 
 ■ Non-Conf, 
 ■ S Site, 
 ■ Home 
 ■ A Away 
 N Neutral

Average RPI Win:	159	WON-LOST	WINNING	LAST 10	STRENGTH OF	OPP. STRENGTH	TEAM	ADJ.	CONF.	ADJ CONF.
Average RPI Loss:	111	RECORD	PCT. RANK	GAMES	SCHEDULE	OF SCHEDULE	RPI	RPI	RPI	RPI
DIV. I ONLY	9- 20	265	1- 9	53	95	184	182	9	9	
DIV. I NON-CONF.	4- 8	234	0- 0	26	87	137	136	9	9	
TOTALS	RPI 1-25	RPI 26-50	W-L RECORDS	RPI 51-100	RPI 101-150	RPI 150+				
9- 20	0- 1	0- 5	OVERALL	2- 2	3- 7	4- 5				
7- 7	0- 1	0- 0	HOME	1- 1	3- 3	3- 2				
2- 11	0- 0	0- 4	AWAY	1- 1	0- 3	1- 3				
0- 2	0- 0	0- 1	NEUTRAL	0- 0	0- 1	0- 0				
4- 8	0- 1	0- 4	NON-CONFERENCE	1- 0	1- 2	2- 1				
3- 3	0- 1	0- 0	HOME	1- 0	1- 2	1- 0				
1- 4	0- 0	0- 3	AWAY	0- 0	0- 0	1- 1				
0- 1	0- 0	0- 1	NEUTRAL	0- 0	0- 0	0- 0				
5- 12	0- 0	0- 1	CONFERENCE	1- 2	2- 5	2- 4				
4- 4	0- 0	0- 0	HOME	0- 1	2- 1	2- 2				
1- 7	0- 0	0- 1	AWAY	1- 1	0- 3	0- 2				
0- 1	0- 0	0- 0	NEUTRAL	0- 0	0- 1	0- 0				

RPI 1-25				RPI 26-50				RPI 51-100				RPI 101+ Team's RPI: 182			
RPI	S	Opponent	Score	RPI	S	Opponent	Score	RPI	S	Opponent	Score	RPI	S	Opponent	Score
13	H	Kentucky	60 79	26	A	Houston	59 78	59	A	UCF	43 67	104	A	Memphis	58 78
				27	A	Louisiana Tech	61 83	59	H	UCF	65 72	104	H	Memphis	66 51
				32	A	St. John's (NY)	50 81	63	H	UALR	48 47	104	N	Memphis	63 71
				35	A	Georgia	53 70	72	A	Tulane	86 81	105	H	Alabama	78 88
				47	N	Fresno St.	51 88					112	H	McNeese St.	70 64
												115	A	East Carolina	67 91
												115	H	East Carolina	70 67
												116	H	Rice	52 79
												124	H	Mississippi St.	40 50
												144	A	UTEP	49 77
												177	A	UAB	45 74
												177	H	UAB	46 43
												178	H	SMU	75 63
												194	A	South Ala.	61 95
												230	A	Marshall	57 70
												230	H	Marshall	48 57
												278	H	Tulsa	71 74
												297	H	La.-Lafayette	76 73
												313	A	Tennessee St.	73 64
LAST 12 Division I GAMES:															
104	N	Memphis	63 71	177	A	UAB	45 74								
230	A	Marshall	57 70	115	A	East Carolina	67 91								
59	H	UCF	65 72	230	H	Marshall	48 57								
144	A	UTEP	49 77	104	A	Memphis	58 78								
116	H	Rice	52 79	178	H	SMU	75 63								
104	H	Memphis	66 51	115	H	East Carolina	70 67								

Non-Div I Games: New Orleans 85 37

Southern Miss.

Average RPI Win:	297	WON-LOST	WINNING	LAST 10	STRENGTH OF	OPP. STRENGTH	TEAM	ADJ.	CONF.	ADJ CONF.
Average RPI Loss:	142	RECORD	PCT. RANK	GAMES	SCHEDULE	OF SCHEDULE	RPI	RPI	RPI	RPI
DIV. I ONLY	19- 11	91	7- 3	319	334	193	190	33	33	
DIV. I NON-CONF.	2- 7	293	0- 0	138	141	252	249	33	33	
TOTALS	RPI 1-25	RPI 26-50	W-L RECORDS	RPI 51-100	RPI 101-150	RPI 150+				
19- 11	0- 2	0- 1	OVERALL	0- 1	1- 3	18- 4				
9- 3	0- 0	0- 0	HOME	0- 0	1- 0	8- 3				
8- 6	0- 1	0- 1	AWAY	0- 1	0- 2	8- 1				
2- 2	0- 1	0- 0	NEUTRAL	0- 0	0- 1	2- 0				
2- 7	0- 2	0- 1	NON-CONFERENCE	0- 1	0- 1	2- 2				
1- 2	0- 0	0- 0	HOME	0- 0	0- 0	1- 2				
1- 4	0- 1	0- 1	AWAY	0- 1	0- 1	1- 0				
0- 1	0- 1	0- 0	NEUTRAL	0- 0	0- 0	0- 0				
17- 4	0- 0	0- 0	CONFERENCE	0- 0	1- 2	16- 2				
8- 1	0- 0	0- 0	HOME	0- 0	1- 0	7- 1				
7- 2	0- 0	0- 0	AWAY	0- 0	0- 1	7- 1				
2- 1	0- 0	0- 0	NEUTRAL	0- 0	0- 1	2- 0				

RPI S	Opponent	Score	RPI S	Opponent	Score	RPI S	Opponent	Score	RPI S	Opponent	Score	Team's RPI: 190
12 A	Miami (FL)	36 85	27 A	Louisiana Tech	44 52	84 A	Lamar	54 87	120 A	Minnesota	48 63	
17 N	Iowa	52 76							150 A	Prairie View	51 61	
									150 H	Prairie View	46 43	
									150 N	Prairie View	44 48	
									194 H	South Ala.	38 69	
									251 A	Alcorn St.	52 46	
									251 H	Alcorn St.	52 54	
									259 A	Grambling	43 48	
									259 H	Grambling	64 53	
									264 A	Mississippi Val.	70 61	
									264 H	Mississippi Val.	47 45	
									264 N	Mississippi Val.	78 53	
									269 A	Alabama A&M	67 62	
									269 H	Alabama A&M	65 57	
									297 H	La.-Lafayette	75 65	
									301 H	Nicholls St.	62 79	
									327 A	Jackson St.	63 61	
									327 H	Jackson St.	72 55	
									333 A	Alabama St.	50 41	
									333 H	Alabama St.	73 50	
									333 N	Alabama St.	58 39	
									339 A	Ark.-Pine Bluff	72 49	
									339 H	Ark.-Pine Bluff	62 59	
									340 A	Texas Southern	60 59	
									340 H	Texas Southern	66 57	
									343 A	A&M-Corpus Christi	73 51	
LAST 12 Division I GAMES:												
150 N	Prairie View	44 48	269 H	Alabama A&M	65 57							
264 N	Mississippi Val.	78 53	333 H	Alabama St.	73 50							
333 N	Alabama St.	58 39	264 A	Mississippi Val.	70 61							
150 A	Prairie View	51 61	339 A	Ark.-Pine Bluff	72 49							
340 A	Texas Southern	60 59	327 H	Jackson St.	72 55							
251 H	Alcorn St.	52 54	259 H	Grambling	64 53							

Non-Div I Games: Tougaloo 76 51

Southern U.

Loss, Non-Conf, S Site, H Home A Away N Neutral

## Southern Utah

Through Games Of Sunday, March 13, 2011

Average RPI Win:	260	WON-LOST	WINNING	LAST 10	STRENGTH OF	OPP. STRENGTH	TEAM	ADJ.	CONF.	ADJ CONF.
Average RPI Loss:	188	RECORD	PCT. RANK	GAMES	SCHEDULE	OF SCHEDULE	RPI	RPI	RPI	RPI
DIV. I ONLY	16- 14	150	5- 5	323	310	238	238	26	26	
DIV. I NON-CONF.	6- 5	139	0- 0	304	300	227	230	28	28	
TOTALS	RPI 1-25	RPI 26-50	W-L RECORDS	RPI 51-100	RPI 101-150	RPI 150+				
16- 14	0- 0	0- 1	OVERALL	0- 0	2- 3	14- 10				
11- 4	0- 0	0- 0	HOME	0- 0	2- 0	9- 4				
5- 9	0- 0	0- 1	AWAY	0- 0	0- 3	5- 5				
0- 1	0- 0	0- 0	NEUTRAL	0- 0	0- 0	0- 1				
6- 5	0- 0	0- 1	NON-CONFERENCE	0- 0	0- 1	6- 3				
5- 1	0- 0	0- 0	HOME	0- 0	0- 0	5- 1				
1- 4	0- 0	0- 1	AWAY	0- 0	0- 1	1- 2				
0- 0	0- 0	0- 0	NEUTRAL	0- 0	0- 0	0- 0				
10- 9	0- 0	0- 0	CONFERENCE	0- 0	2- 2	8- 7				
6- 3	0- 0	0- 0	HOME	0- 0	2- 0	4- 3				
4- 5	0- 0	0- 0	AWAY	0- 0	0- 2	4- 3				
0- 1	0- 0	0- 0	NEUTRAL	0- 0	0- 0	0- 1				

RPI	S	Opponent	Score	RPI	S	Opponent	Score	RPI	S	Opponent	Score	RPI	S	Opponent	Score	Team's RPI: 238
42	A	Gonzaga	61	102								118	A	South Dakota St.	61	81
												118	H	South Dakota St.	73	72
												145	A	Utah St.	56	63
												149	A	Oral Roberts	75	115
												149	H	Oral Roberts	101	93
												152	H	Montana St.	62	76
												158	A	Oakland	39	68
												158	H	Oakland	60	49
												158	N	Oakland	58	65
												161	A	IPFW	69	66
												161	H	IPFW	68	90
												215	H	Oregon St.	62	61
												225	A	North Dakota St.	54	74
												225	H	North Dakota St.	82	71
												239	A	UNLV	42	76
												247	H	Santa Clara	80	67
												255	A	UMKC	66	73
												255	H	UMKC	68	71
												272	A	Boise St.	80	91
												280	H	Pacific	79	78
												299	A	Western Ill.	65	53
												299	H	Western Ill.	62	77
												314	A	Utah Valley	73	63
												314	H	Utah Valley	69	50
												318	H	Weber St.	66	53
												337	A	IUPUI	62	45
LAST 12 Division I GAMES:																

Non-Div I Games:

Southern Utah

■ Loss, 
 ■ Non-Conf, 
 ■ S Site, 
 ■ Home 
 ■ A Away 
 N Neutral

RPI	S	Opponent	Score	
337	H	IUPUI	84	72
342	A	Centenary (LA)	89	76
342	H	Centenary (LA)	73	63

Southern Utah

## St. Bonaventure

Through Games Of Sunday, March 13, 2011

Average RPI Win:	188	WON-LOST	WINNING	LAST 10	STRENGTH OF	OPP. STRENGTH	TEAM	ADJ.	CONF.	ADJ CONF.
Average RPI Loss:	68	RECORD	PCT. RANK	GAMES	SCHEDULE	OF SCHEDULE	RPI	RPI	RPI	RPI
DIV. I ONLY	20- 11	84	6- 4	77	112	73	73	7	7	
DIV. I NON-CONF.	10- 5	80	0- 0	90	217	75	79	7	7	
TOTALS	RPI 1-25	RPI 26-50	W-L RECORDS	RPI 51-100	RPI 101-150	RPI 150+				
20- 11	0- 1	1- 6	OVERALL	3- 2	2- 0	14- 2				
10- 4	0- 0	0- 4	HOME	2- 0	1- 0	7- 0				
9- 5	0- 1	1- 0	AWAY	1- 2	1- 0	6- 2				
1- 2	0- 0	0- 2	NEUTRAL	0- 0	0- 0	1- 0				
10- 5	0- 0	1- 3	NON-CONFERENCE	0- 0	2- 0	7- 2				
5- 2	0- 0	0- 2	HOME	0- 0	1- 0	4- 0				
5- 2	0- 0	1- 0	AWAY	0- 0	1- 0	3- 2				
0- 1	0- 0	0- 1	NEUTRAL	0- 0	0- 0	0- 0				
10- 6	0- 1	0- 3	CONFERENCE	3- 2	0- 0	7- 0				
5- 2	0- 0	0- 2	HOME	2- 0	0- 0	3- 0				
4- 3	0- 1	0- 0	AWAY	1- 2	0- 0	3- 0				
1- 1	0- 0	0- 1	NEUTRAL	0- 0	0- 0	1- 0				

RPI 1-25				RPI 26-50				RPI 51-100				Team's RPI: 73				RPI 101+			
RPI	S	Opponent	Score	RPI	S	Opponent	Score	RPI	S	Opponent	Score	RPI	S	Opponent	Score	RPI	S	Opponent	Score
8	A	Xavier	56 76	31	H	West Virginia	53 62	52	A	Duquesne	54 60	106	H	Kent St.	67 52				
				32	H	St. John's (NY)	44 55	52	H	Duquesne	70 63	108	A	Sacred Heart	62 54				
				37	H	Temple	38 54	56	H	Charlotte	80 65	168	A	Buffalo	56 47				
				37	N	Temple	56 75	68	A	St. Joseph's	51 40	171	A	Indiana	44 50				
				45	N	Middle Tenn.	53 58	74	A	Richmond	50 56	198	A	UTSA	46 37				
				46	H	Dayton	80 87					201	H	La Salle	74 54				
				50	A	Marist	45 40					202	H	Binghamton	62 59				
												207	H	Quinnipiac	66 47				
												217	A	Morgan St.	65 74				
												221	A	Fordham	62 52				
												221	N	Fordham	48 41				
												228	A	George Washington	72 48				
												242	H	Lafayette	72 63				
												263	H	Canisius	74 41				
												266	H	Massachusetts	62 51				
												268	A	St. Louis	60 55				
												302	H	Rhode Island	66 52				
												338	A	Niagara	68 47				
LAST 12 Division I GAMES:																			
				37	N	Temple	56 75	37	H	Temple	38 54								
				221	N	Fordham	48 41	74	A	Richmond	50 56								
				56	H	Charlotte	80 65	46	H	Dayton	80 87								
				268	A	St. Louis	60 55	266	H	Massachusetts	62 51								
				221	A	Fordham	62 52	68	A	St. Joseph's	51 40								
				52	H	Duquesne	70 63	302	H	Rhode Island	66 52								

Non-Div I Games:

St. Bonaventure

■ Loss, 
■ Non-Conf, 
■ S Site, 
■ H Home 
■ A Away 
N Neutral

Average RPI Win:	333	WON-LOST	WINNING	LAST 10	STRENGTH OF	OPP. STRENGTH	TEAM	ADJ.	CONF.	ADJ CONF.
Average RPI Loss:	211	RECORD	PCT. RANK	GAMES	SCHEDULE	OF SCHEDULE	RPI	RPI	RPI	RPI
DIV. I ONLY	2- 27	338	0- 10	295	321	341	341	18	18	
DIV. I NON-CONF.	2- 9	306	0- 0	331	343	341	341	19	19	
TOTALS	RPI 1-25	RPI 26-50	W-L RECORDS	RPI 51-100	RPI 101-150	RPI 150+				
2- 27	0- 0	0- 0	OVERALL	0- 3	0- 5	2- 19				
2- 13	0- 0	0- 0	HOME	0- 1	0- 3	2- 9				
0- 14	0- 0	0- 0	AWAY	0- 2	0- 2	0- 10				
0- 0	0- 0	0- 0	NEUTRAL	0- 0	0- 0	0- 0				
2- 9	0- 0	0- 0	NON-CONFERENCE	0- 0	0- 0	2- 9				
2- 4	0- 0	0- 0	HOME	0- 0	0- 0	2- 4				
0- 5	0- 0	0- 0	AWAY	0- 0	0- 0	0- 5				
0- 0	0- 0	0- 0	NEUTRAL	0- 0	0- 0	0- 0				
0- 18	0- 0	0- 0	CONFERENCE	0- 3	0- 5	0- 10				
0- 9	0- 0	0- 0	HOME	0- 1	0- 3	0- 5				
0- 9	0- 0	0- 0	AWAY	0- 2	0- 2	0- 5				
0- 0	0- 0	0- 0	NEUTRAL	0- 0	0- 0	0- 0				

RPI S	Opponent	Score	RPI S	Opponent	Score	RPI S	Opponent	Score	RPI S	Opponent	Score	Team's RPI: 341
						81	A St. Francis (PA)	60 72	108	H Sacred Heart	45 73	
						81	H St. Francis (PA)	54 66	128	A Central Conn. St.	33 53	
						88	A Monmouth	44 66	128	H Central Conn. St.	54 57	
									146	A Robert Morris	44 72	
									146	H Robert Morris	36 72	
									157	A Long Island	41 64	
									157	H Long Island	58 70	
									173	H Manhattan	34 63	
									207	H Quinnipiac	52 56	
									219	A Fairleigh Dickinson	49 69	
									226	H Albany (NY)	43 49	
									231	A Fairfield	50 64	
									242	A Lafayette	52 74	
									252	A Army	34 57	
									276	A Wagner	69 76	
									276	H Wagner	59 73	
									284	H Delaware St.	42 62	
									286	A Mt. St. Mary's	49 66	
									286	H Mt. St. Mary's	39 79	
									292	A Bryant	48 59	
									292	H Bryant	49 53	
									303	A Columbia	65 75	
									304	H Penn	38 66	
									317	A Colgate	51 69	
									328	H Stony Brook	57 54	
									337	H IUPUI	63 55	
LAST 12 Division I GAMES:												
128	H	Central Conn. St.	54	57	207	H	Quinnipiac	52	56			
292	H	Bryant	49	53	108	H	Sacred Heart	45	73			
276	A	Wagner	69	76	88	A	Monmouth	44	66			
286	A	Mt. St. Mary's	49	66	219	A	Fairleigh Dickinson	49	69			
157	A	Long Island	41	64	81	A	St. Francis (PA)	60	72			
157	H	Long Island	58	70	146	A	Robert Morris	44	72			

Non-Div I Games:

St. Francis (NY)

■ Loss, 
■ Non-Conf, 
■ S Site, 
■ H Home 
■ A Away 
N Neutral

Average RPI Win:	207	WON-LOST	WINNING	LAST 10	STRENGTH OF	OPP. STRENGTH	TEAM	ADJ.	CONF.	ADJ CONF.
Average RPI Loss:	94	RECORD	PCT. RANK	GAMES	SCHEDULE	OF SCHEDULE	RPI	RPI	RPI	RPI
DIV. I ONLY	22- 11	69	8- 2	95	187	81	81	18	18	
DIV. I NON-CONF.	5- 7	208	0- 0	49	63	120	118	19	19	
TOTALS	RPI 1-25	RPI 26-50	W-L RECORDS	RPI 51-100	RPI 101-150	RPI 150+				
22- 11	0- 1	0- 1	OVERALL	2- 6	5- 1	15- 2				
14- 1	0- 0	0- 0	HOME	2- 1	4- 0	8- 0				
7- 10	0- 1	0- 1	AWAY	0- 5	1- 1	6- 2				
1- 0	0- 0	0- 0	NEUTRAL	0- 0	0- 0	1- 0				
5- 7	0- 1	0- 1	NON-CONFERENCE	1- 4	1- 0	3- 1				
3- 0	0- 0	0- 0	HOME	1- 0	1- 0	1- 0				
1- 7	0- 1	0- 1	AWAY	0- 4	0- 0	1- 1				
1- 0	0- 0	0- 0	NEUTRAL	0- 0	0- 0	1- 0				
17- 4	0- 0	0- 0	CONFERENCE	1- 2	4- 1	12- 1				
11- 1	0- 0	0- 0	HOME	1- 1	3- 0	7- 0				
6- 3	0- 0	0- 0	AWAY	0- 1	1- 1	5- 1				
0- 0	0- 0	0- 0	NEUTRAL	0- 0	0- 0	0- 0				

RPI 1-25				RPI 26-50				RPI 51-100 Team's RPI: 81				RPI 101+			
RPI	S	Opponent	Score	RPI	S	Opponent	Score	RPI	S	Opponent	Score	RPI	S	Opponent	Score
25	A	James Madison	49 64	31	A	West Virginia	55 83	52	A	Duquesne	69 84	106	H	Kent St.	101 92
								54	A	Syracuse	60 94	108	A	Sacred Heart	61 64
								60	A	Toledo	66 71	128	H	Central Conn. St.	68 51
								86	A	Delaware	52 68	128	H	Central Conn. St.	68 62
								88	A	Monmouth	51 60	146	A	Robert Morris	81 73
								88	H	Monmouth	72 57	146	H	Robert Morris	84 66
								88	H	Monmouth	68 75	157	A	Long Island	63 60
								96	H	Pittsburgh	85 71	157	H	Long Island	69 56
												176	A	Howard	67 55
												207	A	Quinnipiac	77 64
												219	A	Fairleigh Dickinson	58 62
												219	H	Fairleigh Dickinson	72 59
												219	H	Fairleigh Dickinson	73 70
												227	A	Towson	55 65
												240	H	Coppin St.	77 67
												241	N	Iona	77 69
												276	A	Wagner	65 63
												276	H	Wagner	79 69
												286	A	Mt. St. Mary's	75 62
												286	H	Mt. St. Mary's	62 61
												292	H	Bryant	73 59
												341	A	St. Francis (NY)	66 54
												341	H	St. Francis (NY)	72 60
LAST 12 Division I GAMES:															
				88	H	Monmouth	72 57	219	A	Fairleigh Dickinson	58 62				
				128	H	Central Conn. St.	68 62	146	A	Robert Morris	81 73				
				219	H	Fairleigh Dickinson	72 59	146	H	Robert Morris	84 66				
				286	H	Mt. St. Mary's	62 61	128	H	Central Conn. St.	68 51				
				276	H	Wagner	79 69	292	H	Bryant	73 59				
				88	A	Monmouth	51 60	207	A	Quinnipiac	77 64				

Non-Div I Games:

St. Francis (PA)

■ Loss, 
 ■ Non-Conf, 
 ■ S Site, 
 ■ Home 
 ■ A Away 
 N Neutral



Average RPI Win: 146				STRENGTH OF		OPP. STRENGTH	TEAM	ADJ.	CONF.	ADJ CONF.	
Average RPI Loss: 23				SCHEDULE		OF SCHEDULE	RPI	RPI	RPI	RPI	
DIV. I ONLY		21- 10	61	6- 4		31	65	33	32	3	3
DIV. I NON-CONF.		11- 2	26	0- 0		56	230	23	23	2	2
TOTALS		RPI 1-25	RPI 26-50		W-L RECORDS		RPI 51-100	RPI 101-150		RPI 150+	
21- 10		2- 6	2- 3		OVERALL		2- 1	5- 0		10- 0	
10- 3		2- 2	0- 0		HOME		1- 1	1- 0		6- 0	
8- 6		0- 3	0- 3		AWAY		1- 0	3- 0		4- 0	
3- 1		0- 1	2- 0		NEUTRAL		0- 0	1- 0		0- 0	
11- 2		0- 1	1- 1		NON-CONFERENCE		1- 0	2- 0		7- 0	
5- 0		0- 0	0- 0		HOME		0- 0	1- 0		4- 0	
4- 2		0- 1	0- 1		AWAY		1- 0	0- 0		3- 0	
2- 0		0- 0	1- 0		NEUTRAL		0- 0	1- 0		0- 0	
10- 8		2- 5	1- 2		CONFERENCE		1- 1	3- 0		3- 0	
5- 3		2- 2	0- 0		HOME		1- 1	0- 0		2- 0	
4- 4		0- 2	0- 2		AWAY		0- 0	3- 0		1- 0	
1- 1		0- 1	1- 0		NEUTRAL		0- 0	0- 0		0- 0	

RPI 1-25				Team's RPI: 32		RPI 51-100				RPI 101+					
RPI	S	Opponent	Score	RPI	S	Opponent	Score	RPI	S	Opponent	Score	RPI	S	Opponent	Score
1	H	Connecticut	52 84	31	A	West Virginia	49 69	54	H	Syracuse	67 78	109	N	Liberty	81 66
10	A	Notre Dame	36 69	31	N	West Virginia	59 51	73	A	St. Bonaventure	55 44	111	A	Villanova	57 46
11	H	DePaul	54 69	36	A	Louisville	73 84	96	H	Pittsburgh	72 63	117	A	Providence	69 53
11	N	DePaul	54 66	39	A	Kansas St.	53 64					122	H	UC Santa Barbara	56 47
14	A	Maryland	60 66	50	N	Marist	64 50					133	A	South Fla.	80 60
18	H	Georgetown	75 71									166	H	Cincinnati	63 34
23	H	Rutgers	51 48									173	H	Manhattan	77 51
24	A	Marquette	52 55									179	A	Arkansas St.	60 48
												182	H	Southern Miss.	81 50
												189	A	Seton Hall	58 48
												189	H	Seton Hall	71 52
												199	A	Boston U.	66 42
												301	H	Nicholls St.	79 54
												302	A	Rhode Island	73 49
												303	H	Columbia	65 41
LAST 12 Division I GAMES:															
				11	N	DePaul	54 66	133	A	South Fla.	80 60				
				31	N	West Virginia	59 51	18	H	Georgetown	75 71				
				31	A	West Virginia	49 69	24	A	Marquette	52 55				
				96	H	Pittsburgh	72 63	23	H	Rutgers	51 48				
				111	A	Villanova	57 46	117	A	Providence	69 53				
				54	H	Syracuse	67 78	10	A	Notre Dame	36 69				

Non-Div I Games:

St. John's (NY)

■ Loss, ■ Non-Conf, S Site, H Home A Away N Neutral

Average RPI Win:	183	WON-LOST	WINNING	LAST 10	STRENGTH OF	OPP. STRENGTH	TEAM	ADJ.	CONF.	ADJ CONF.
Average RPI Loss:	49	RECORD	PCT. RANK	GAMES	SCHEDULE	OF SCHEDULE	RPI	RPI	RPI	RPI
DIV. I ONLY	19- 11	91	7- 3	59	88	65	68	7	7	
DIV. I NON-CONF.	10- 4	68	0- 0	60	144	50	50	7	7	
TOTALS	RPI 1-25	RPI 26-50	W-L RECORDS	RPI 51-100	RPI 101-150	RPI 150+				
19- 11	0- 3	0- 3	OVERALL	4- 5	4- 0	11- 0				
8- 5	0- 2	0- 1	HOME	2- 2	2- 0	4- 0				
9- 5	0- 0	0- 2	AWAY	2- 3	2- 0	5- 0				
2- 1	0- 1	0- 0	NEUTRAL	0- 0	0- 0	2- 0				
10- 4	0- 1	0- 0	NON-CONFERENCE	2- 3	4- 0	4- 0				
5- 1	0- 1	0- 0	HOME	1- 0	2- 0	2- 0				
4- 3	0- 0	0- 0	AWAY	1- 3	2- 0	1- 0				
1- 0	0- 0	0- 0	NEUTRAL	0- 0	0- 0	1- 0				
9- 7	0- 2	0- 3	CONFERENCE	2- 2	0- 0	7- 0				
3- 4	0- 1	0- 1	HOME	1- 2	0- 0	2- 0				
5- 2	0- 0	0- 2	AWAY	1- 0	0- 0	4- 0				
1- 1	0- 1	0- 0	NEUTRAL	0- 0	0- 0	1- 0				

RPI S	Opponent	Score	RPI S	Opponent	Score	RPI S	Opponent	Score	RPI S	Opponent	Score
8	H Xavier	54 75	37	A Temple	43 53	52	A Duquesne	79 73	108	A Sacred Heart	67 49
8	N Xavier	55 71	37	H Temple	49 52	56	H Charlotte	57 66	111	H Villanova	46 43
14	H Maryland	60 74	46	A Dayton	68 79	70	H Princeton	70 61	117	H Providence	64 49
						72	A Tulane	58 67	148	A UMBC	64 50
						73	H St. Bonaventure	40 51	185	N Detroit	77 70
						74	H Richmond	71 61	201	H La Salle	77 60
						86	A Delaware	50 45	201	N La Salle	79 55
						95	A Drexel	47 50	221	A Fordham	54 47
						98	A Lehigh	40 46	228	A George Washington	64 49
									242	H Lafayette	75 40
									266	H Massachusetts	72 68
									268	A St. Louis	66 54
									287	H New Hampshire	67 66
									302	A Rhode Island	59 55
									304	A Penn	60 45
LAST 12 Division I GAMES:											
8	N Xavier	55 71	74	H Richmond	71 61						
201	N La Salle	79 55	221	A Fordham	54 47						
228	A George Washington	64 49	302	A Rhode Island	59 55						
37	H Temple	49 52	46	A Dayton	68 79						
201	H La Salle	77 60	73	H St. Bonaventure	40 51						
52	A Duquesne	79 73	266	H Massachusetts	72 68						

Non-Div I Games:

St. Joseph's

■ Loss, 
■ Non-Conf, 
■ S Site, 
■ H Home 
■ A Away 
N Neutral

Average RPI Win:	257	WON-LOST	WINNING	LAST 10	STRENGTH OF	OPP. STRENGTH	TEAM	ADJ.	CONF.	ADJ CONF.
Average RPI Loss:	125	RECORD	PCT. RANK	GAMES	SCHEDULE	OF SCHEDULE	RPI	RPI	RPI	RPI
DIV. I ONLY	7- 22	305	1- 9	176	109	269	268	7	7	
DIV. I NON-CONF.	6- 9	213	0- 0	276	229	251	252	7	7	
TOTALS	RPI 1-25	RPI 26-50	W-L RECORDS	RPI 51-100	RPI 101-150	RPI 150+				
7- 22	0- 1	0- 2	OVERALL	0- 8	0- 3	7- 8				
5- 9	0- 1	0- 1	HOME	0- 5	0- 1	5- 1				
2- 13	0- 0	0- 1	AWAY	0- 3	0- 2	2- 7				
0- 0	0- 0	0- 0	NEUTRAL	0- 0	0- 0	0- 0				
6- 9	0- 0	0- 0	NON-CONFERENCE	0- 2	0- 3	6- 4				
4- 3	0- 0	0- 0	HOME	0- 2	0- 1	4- 0				
2- 6	0- 0	0- 0	AWAY	0- 0	0- 2	2- 4				
0- 0	0- 0	0- 0	NEUTRAL	0- 0	0- 0	0- 0				
1- 13	0- 1	0- 2	CONFERENCE	0- 6	0- 0	1- 4				
1- 6	0- 1	0- 1	HOME	0- 3	0- 0	1- 1				
0- 7	0- 0	0- 1	AWAY	0- 3	0- 0	0- 3				
0- 0	0- 0	0- 0	NEUTRAL	0- 0	0- 0	0- 0				

RPI	S	Opponent	Score	RPI	S	Opponent	Score	RPI	S	Opponent	Score	RPI	S	Opponent	Score	Team's RPI: 268
8	H	Xavier	60 <b>92</b>	37	A	Temple	48 <b>82</b>	51	H	Missouri St.	57 <b>67</b>	103	A	Tennessee Tech	63 <b>71</b>	
				46	H	Dayton	62 <b>84</b>	52	A	Duquesne	41 <b>67</b>	104	H	Memphis	50 <b>69</b>	
								56	A	Charlotte	53 <b>70</b>	126	A	Butler	62 <b>69</b>	
								56	H	Charlotte	38 <b>75</b>	169	A	Bradley	64 <b>81</b>	
								68	H	St. Joseph's	54 <b>66</b>	171	A	Indiana	69 58	
								73	H	St. Bonaventure	55 <b>60</b>	179	A	Arkansas St.	50 <b>54</b>	
								74	A	Richmond	57 <b>68</b>	201	A	La Salle	77 <b>82</b>	
								75	H	Wisconsin	32 <b>60</b>	217	H	Morgan St.	64 51	
												221	H	Fordham	64 54	
												228	H	George Washington	36 <b>49</b>	
												235	A	SIU Edwardsville	55 <b>62</b>	
												237	H	Evansville	55 53	
												244	A	Ball St.	59 <b>78</b>	
												266	A	Massachusetts	53 <b>77</b>	
												302	A	Rhode Island	54 <b>68</b>	
												306	H	Fla. Atlantic	60 52	
												320	A	Southern Ill.	66 39	
												326	H	Murray St.	72 55	
LAST 12 Division I GAMES:																
74	A	Richmond	57 <b>68</b>	228	H	George Washington	36 <b>49</b>									
73	H	St. Bonaventure	55 <b>60</b>	37	A	Temple	48 <b>82</b>									
56	A	Charlotte	53 <b>70</b>	56	H	Charlotte	38 <b>75</b>									
8	H	Xavier	60 <b>92</b>	221	H	Fordham	64 54									
302	A	Rhode Island	54 <b>68</b>	266	A	Massachusetts	53 <b>77</b>									
52	A	Duquesne	41 <b>67</b>	201	A	La Salle	77 <b>82</b>									

Non-Div I Games:

St. Louis

■ Loss, 
■ Non-Conf, 
■ S Site, 
■ H Home 
■ A Away 
N Neutral

## St. Mary's (CA)

Through Games Of Sunday, March 13, 2011

Average RPI Win:	206	WON-LOST	WINNING	LAST 10	STRENGTH OF	OPP. STRENGTH	TEAM	ADJ.	CONF.	ADJ CONF.
Average RPI Loss:	85	RECORD	PCT. RANK	GAMES	SCHEDULE	OF SCHEDULE	RPI	RPI	RPI	RPI
DIV. I ONLY	19- 12	106	7- 3	119	139	94	93	15	15	
DIV. I NON-CONF.	8- 7	164	0- 0	145	45	127	125	16	16	
TOTALS	RPI 1-25	RPI 26-50	W-L RECORDS	RPI 51-100	RPI 101-150	RPI 150+				
19- 12	0- 1	0- 3	OVERALL	1- 4	3- 2	15- 2				
11- 5	0- 1	0- 1	HOME	1- 1	2- 0	8- 2				
7- 6	0- 0	0- 1	AWAY	0- 3	1- 2	6- 0				
1- 1	0- 0	0- 1	NEUTRAL	0- 0	0- 0	1- 0				
8- 7	0- 1	0- 0	NON-CONFERENCE	1- 4	2- 1	5- 1				
6- 3	0- 1	0- 0	HOME	1- 1	1- 0	4- 1				
2- 4	0- 0	0- 0	AWAY	0- 3	1- 1	1- 0				
0- 0	0- 0	0- 0	NEUTRAL	0- 0	0- 0	0- 0				
11- 5	0- 0	0- 3	CONFERENCE	0- 0	1- 1	10- 1				
5- 2	0- 0	0- 1	HOME	0- 0	1- 0	4- 1				
5- 2	0- 0	0- 1	AWAY	0- 0	0- 1	5- 0				
1- 1	0- 0	0- 1	NEUTRAL	0- 0	0- 0	1- 0				

RPI 1-25				RPI 26-50				RPI 51-100 Team's RPI: 93				RPI 101+			
RPI	S	Opponent	Score	RPI	S	Opponent	Score	RPI	S	Opponent	Score	RPI	S	Opponent	Score
9	H	UCLA	59 75	42	A	Gonzaga	66 106	58	H	Northwestern	57 78	101	A	UC Davis	62 71
				42	H	Gonzaga	77 106	63	A	UALR	60 72	107	A	Pepperdine	48 69
				42	N	Gonzaga	46 72	75	H	Wisconsin	56 50	107	H	Pepperdine	72 68
								83	A	California	63 89	122	H	UC Santa Barbara	77 53
								100	A	Nebraska	63 64	130	A	Drake	70 46
												154	H	Oregon	71 100
												155	H	Washington St.	73 69
												163	H	Idaho	85 71
												193	A	Portland	62 52
												193	H	Portland	78 76
												200	A	San Diego	66 44
												200	H	San Diego	77 69
												200	N	San Diego	71 68
												223	A	Loyola Marymount	58 51
												223	H	Loyola Marymount	53 65
												247	A	Santa Clara	77 68
												247	H	Santa Clara	75 70
												258	H	Seattle	80 64
												272	A	Boise St.	71 57
												280	H	Pacific	79 63
												324	A	San Francisco	73 51
												324	H	San Francisco	73 57
LAST 12 Division I GAMES:															
				42	N	Gonzaga	46 72	247	H	Santa Clara	75 70				
				200	N	San Diego	71 68	223	A	Loyola Marymount	58 51				
				193	A	Portland	62 52	107	A	Pepperdine	48 69				
				42	A	Gonzaga	66 106	193	H	Portland	78 76				
				200	H	San Diego	77 69	42	H	Gonzaga	77 106				
				324	H	San Francisco	73 57	200	A	San Diego	66 44				

Non-Div I Games:

St. Mary's (CA)

■ Loss, 
 ■ Non-Conf, 
 ■ S Site, 
 ■ H Home 
 ■ A Away 
 N Neutral

Average RPI Win:	281	WON-LOST	WINNING	LAST 10	STRENGTH OF	OPP. STRENGTH	TEAM	ADJ.	CONF.	ADJ CONF.
Average RPI Loss:	171	RECORD	PCT. RANK	GAMES	SCHEDULE	OF SCHEDULE	RPI	RPI	RPI	RPI
DIV. I ONLY	6- 25	319	3- 7	148	299	296	291	23	23	
DIV. I NON-CONF.	0- 11	334	0- 0	46	296	293	289	23	23	
TOTALS	RPI 1-25	RPI 26-50	W-L RECORDS	RPI 51-100	RPI 101-150	RPI 150+				
6- 25	0- 0	0- 3	OVERALL	0- 4	1- 3	5- 15				
3- 12	0- 0	0- 1	HOME	0- 4	0- 2	3- 5				
2- 12	0- 0	0- 1	AWAY	0- 0	1- 1	1- 10				
1- 1	0- 0	0- 1	NEUTRAL	0- 0	0- 0	1- 0				
0- 11	0- 0	0- 0	NON-CONFERENCE	0- 4	0- 2	0- 5				
0- 6	0- 0	0- 0	HOME	0- 4	0- 1	0- 1				
0- 5	0- 0	0- 0	AWAY	0- 0	0- 1	0- 4				
0- 0	0- 0	0- 0	NEUTRAL	0- 0	0- 0	0- 0				
6- 14	0- 0	0- 3	CONFERENCE	0- 0	1- 1	5- 10				
3- 6	0- 0	0- 1	HOME	0- 0	0- 1	3- 4				
2- 7	0- 0	0- 1	AWAY	0- 0	1- 0	1- 6				
1- 1	0- 0	0- 1	NEUTRAL	0- 0	0- 0	1- 0				

RPI S	Opponent	Score	RPI S	Opponent	Score	RPI S	Opponent	Score	RPI S	Opponent	Score	Team's RPI: 291
50	A Marist	34 76	50	H Marist	38 79	60	H Toledo	33 61	108	A Sacred Heart	48 65	
50	H Marist	38 79	80	H Samford	53 67	128	H Central Conn. St.	66 78	137	A Loyola Maryland	60 57	
50	N Marist	33 61	88	H Monmouth	50 74	137	H Loyola Maryland	60 69	162	A Hofstra	55 78	
			98	H Lehigh	62 83	173	A Manhattan	54 64	173	H Manhattan	44 58	
						213	A Siena	52 65	213	H Siena	40 57	
						219	H Fairleigh Dickinson	63 69	221	A Fordham	55 77	
						226	A Albany (NY)	48 65	231	A Fairfield	48 63	
						231	H Fairfield	46 61	241	A Iona	55 65	
						241	H Iona	56 47	263	A Canisius	56 60	
						263	H Canisius	50 69	276	A Wagner	64 74	
						316	A Rider	69 70	316	H Rider	62 49	
						316	N Rider	57 47	338	A Niagara	59 55	
						338	H Niagara	68 55				
LAST 12 Division I GAMES:												
50	N Marist	33 61	231	A Fairfield	48 63							
316	N Rider	57 47	173	A Manhattan	54 64							
137	A Loyola Maryland	60 57	137	H Loyola Maryland	60 69							
316	H Rider	62 49	263	H Canisius	50 69							
50	H Marist	38 79	241	A Iona	55 65							
213	H Siena	40 57	231	H Fairfield	46 61							

Non-Div I Games:

St. Peter's

Team Record				Through Games Of Sunday, March 18, 1911						
Average RPI Win:	88	WON-LOST	WINNING	LAST 10	STRENGTH OF	OPP. STRENGTH	TEAM	ADJ.	CONF.	ADJ CONF.
Average RPI Loss:	7	RECORD	PCT. RANK	GAMES	SCHEDULE	OF SCHEDULE	RPI	RPI	RPI	RPI
DIV. I ONLY	29- 2	6	10- 0	8	9	5	5	6	6	
DIV. I NON-CONF.	9- 2	35	0- 0	1	2	3	3	6	6	
-----										
TOTALS	RPI 1-25	RPI 26-50		W-L RECORDS		RPI 51-100	RPI 101-150	RPI 150+		
29- 2	6- 2	7- 0		OVERALL		6- 0	3- 0	7- 0		
15- 0	4- 0	4- 0		HOME		3- 0	1- 0	3- 0		
12- 2	1- 2	3- 0		AWAY		2- 0	2- 0	4- 0		
2- 0	1- 0	0- 0		NEUTRAL		1- 0	0- 0	0- 0		
9- 2	3- 2	3- 0		NON-CONFERENCE		1- 0	1- 0	1- 0		
6- 0	3- 0	2- 0		HOME		1- 0	0- 0	0- 0		
3- 2	0- 2	1- 0		AWAY		0- 0	1- 0	1- 0		
0- 0	0- 0	0- 0		NEUTRAL		0- 0	0- 0	0- 0		
20- 0	3- 0	4- 0		CONFERENCE		5- 0	2- 0	6- 0		
9- 0	1- 0	2- 0		HOME		2- 0	1- 0	3- 0		
9- 0	1- 0	2- 0		AWAY		2- 0	1- 0	3- 0		
2- 0	1- 0	0- 0		NEUTRAL		1- 0	0- 0	0- 0		

RPI 1-25				Team's RPI: 5		RPI 26-50				RPI 51-100				RPI 101+					
RPI	S	Opponent	Score		RPI	S	Opponent	Score		RPI	S	Opponent	Score		RPI	S	Opponent	Score	
1	H	Connecticut	71	59	38	H	Texas	93	78	55	H	South Carolina	70	32	123	A	Utah	62	53
2	A	Tennessee	72	82	40	A	Arizona St.	72	54	64	A	Arizona	91	61	141	A	Washington	80	51
8	H	Xavier	89	52	40	H	Arizona St.	82	35	64	H	Arizona	87	54	141	H	Washington	62	52
9	A	UCLA	67	53	42	A	Gonzaga	84	78	64	N	Arizona	100	71	154	A	Oregon	91	56
9	H	UCLA	64	38	44	A	Southern California	78	64	83	A	California	78	45	154	H	Oregon	99	60
9	N	UCLA	64	55	44	H	Southern California	95	51	83	H	California	75	51	155	A	Washington St.	94	50
11	A	DePaul	71	91	47	H	Fresno St.	77	40						155	H	Washington St.	100	59
23	H	Rutgers	63	50											215	A	Oregon St.	74	44
															215	H	Oregon St.	73	37
															324	A	San Francisco	100	45
LAST 12 Division I GAMES:																			
					9	N	UCLA	64	55	44	A	Southern California	78	64					
					64	N	Arizona	100	71	141	H	Washington	62	52					
					83	H	California	75	51	155	H	Washington St.	100	59					
					154	H	Oregon	99	60	64	A	Arizona	91	61					
					215	H	Oregon St.	73	37	40	A	Arizona St.	72	54					
					9	A	UCLA	67	53	215	A	Oregon St.	74	44					

Average RPI Win:	300	WON-LOST	WINNING	LAST 10	STRENGTH OF	OPP. STRENGTH	TEAM	ADJ.	CONF.	ADJ CONF.
Average RPI Loss:	188	RECORD	PCT. RANK	GAMES	SCHEDULE	OF SCHEDULE	RPI	RPI	RPI	RPI
DIV. I ONLY	12- 18	223	4- 6	328	317	293	296	29	29	
DIV. I NON-CONF.	3- 10	287	0- 0	306	274	325	325	32	32	
TOTALS	RPI 1-25	RPI 26-50	W-L RECORDS	RPI 51-100	RPI 101-150	RPI 150+				
12- 18	0- 1	0- 0	OVERALL	0- 2	0- 3	12- 12				
8- 5	0- 0	0- 0	HOME	0- 1	0- 0	8- 4				
4- 11	0- 1	0- 0	AWAY	0- 1	0- 2	4- 7				
0- 2	0- 0	0- 0	NEUTRAL	0- 0	0- 1	0- 1				
3- 10	0- 1	0- 0	NON-CONFERENCE	0- 1	0- 2	3- 6				
2- 3	0- 0	0- 0	HOME	0- 1	0- 0	2- 2				
1- 6	0- 1	0- 0	AWAY	0- 0	0- 1	1- 4				
0- 1	0- 0	0- 0	NEUTRAL	0- 0	0- 1	0- 0				
9- 8	0- 0	0- 0	CONFERENCE	0- 1	0- 1	9- 6				
6- 2	0- 0	0- 0	HOME	0- 0	0- 0	6- 2				
3- 5	0- 0	0- 0	AWAY	0- 1	0- 1	3- 3				
0- 1	0- 0	0- 0	NEUTRAL	0- 0	0- 0	0- 1				

RPI 1-25				RPI 26-50				RPI 51-100				RPI 101+ Team's RPI: 296			
RPI	S	Opponent	Score	RPI	S	Opponent	Score	RPI	S	Opponent	Score	RPI	S	Opponent	Score
20	A	Oklahoma	57 84					72	H	Tulane	65 83	112	A	McNeese St.	66 68
								84	A	Lamar	63 79	116	A	Rice	54 59
												127	N	Denver	76 88
												178	H	SMU	59 69
												179	A	Arkansas St.	42 59
												188	A	Central Ark.	66 78
												188	N	Central Ark.	58 64
												198	A	UTSA	61 65
												198	H	UTSA	56 66
												223	A	Loyola Marymount	62 94
												224	H	Northwestern St.	71 62
												253	A	Sam Houston St.	66 76
												253	H	Sam Houston St.	70 63
												259	A	Grambling	69 64
												273	H	Southeastern La.	66 55
												278	H	Tulsa	87 89
												290	A	Texas-Arlington	67 63
												290	H	Texas-Arlington	68 67
												301	H	Nicholls St.	62 75
												319	H	Tex.-Pan American	96 67
												321	A	North Texas	75 78
												329	H	Houston Baptist	95 53
												336	A	Texas St.	80 65
												336	H	Texas St.	96 50
												340	A	Texas Southern	63 64
												343	A	A&M-Corpus Christi	90 64
LAST 12 Division I GAMES:															
188	N	Central Ark.	58 64	290	H	Texas-Arlington	68 67								
224	H	Northwestern St.	71 62	198	A	UTSA	61 65								
253	A	Sam Houston St.	66 76	301	H	Nicholls St.	62 75								
343	H	A&M-Corpus Christi	89 78	112	A	McNeese St.	66 68								
84	A	Lamar	63 79	336	A	Texas St.	80 65								
336	H	Texas St.	96 50	343	A	A&M-Corpus Christi	90 64								

Non-Div I Games:

Stephen F. Austin

■ Loss, 
 ■ Non-Conf, 
 ■ S Site, 
 ■ Home 
 ■ A Away 
 N Neutral

RPI	S	Opponent	Score
343	H	A&M-Corpus Christi	89 78

Stephen F. Austin

S  
t  
e  
p  
h  
e  
n  
F  
.  
A  
u  
s  
t  
i  
n

S  
t  
e  
p  
h  
e  
n  
F  
.  
A  
u  
s  
t  
i  
n



Average RPI Win:	254	WON-LOST	WINNING	LAST 10	STRENGTH OF	OPP. STRENGTH	TEAM	ADJ.	CONF.	ADJ CONF.
Average RPI Loss:	175	RECORD	PCT. RANK	GAMES	SCHEDULE	OF SCHEDULE	RPI	RPI	RPI	RPI
DIV. I ONLY	19- 12	106	9- 1	316	224	187	191	21	21	
DIV. I NON-CONF.	3- 5	221	0- 0	329	146	302	303	24	24	
TOTALS	RPI 1-25	RPI 26-50	W-L RECORDS	RPI 51-100	RPI 101-150	RPI 150+				
19- 12	0- 1	0- 0	OVERALL	1- 1	0- 3	18- 7				
10- 5	0- 0	0- 0	HOME	1- 0	0- 1	9- 4				
6- 7	0- 1	0- 0	AWAY	0- 1	0- 2	6- 3				
3- 0	0- 0	0- 0	NEUTRAL	0- 0	0- 0	3- 0				
3- 5	0- 1	0- 0	NON-CONFERENCE	0- 0	0- 1	3- 3				
3- 2	0- 0	0- 0	HOME	0- 0	0- 0	3- 2				
0- 3	0- 1	0- 0	AWAY	0- 0	0- 1	0- 1				
0- 0	0- 0	0- 0	NEUTRAL	0- 0	0- 0	0- 0				
16- 7	0- 0	0- 0	CONFERENCE	1- 1	0- 2	15- 4				
7- 3	0- 0	0- 0	HOME	1- 0	0- 1	6- 2				
6- 4	0- 0	0- 0	AWAY	0- 1	0- 1	6- 2				
3- 0	0- 0	0- 0	NEUTRAL	0- 0	0- 0	3- 0				

RPI S	Opponent	Score	RPI S	Opponent	Score	RPI S	Opponent	Score	RPI S	Opponent	Score	Team's RPI: 191
15	A Florida St.	44 92				91	A Fla. Gulf Coast	59 64	102	A East Tenn. St.	74 78	
						91	H Fla. Gulf Coast	70 52	102	H East Tenn. St.	62 80	
									133	A South Fla.	42 80	
									195	A S.C. Upstate	74 65	
									195	H S.C. Upstate	80 76	
									205	H Georgia St.	61 70	
									208	A Miami (OH)	60 77	
									212	A Jacksonville	61 76	
									212	H Jacksonville	69 51	
									212 N	Jacksonville	69 50	
									243	A North Florida	75 62	
									243	H North Florida	57 51	
									245	H Ga. Southern	49 54	
									249	A Belmont	70 60	
									249	H Belmont	45 59	
									249 N	Belmont	48 46	
									260	A Campbell	80 93	
									260	H Campbell	81 67	
									270	A Kennesaw St.	65 52	
									270	H Kennesaw St.	74 60	
									270 N	Kennesaw St.	65 47	
									281	A Lipscomb	78 53	
									281	H Lipscomb	72 73	
									288	H Youngstown St.	79 67	
									295	H Jacksonville St.	70 52	
									332	A Mercer	71 62	
LAST 12 Division I GAMES:												
			212 N	Jacksonville	69 50		260	H Campbell	81 67			
			249 N	Belmont	48 46		332	A Mercer	71 62			
			270 N	Kennesaw St.	65 47		270	A Kennesaw St.	65 52			
			212	H Jacksonville	69 51		195	H S.C. Upstate	80 76			
			243	H North Florida	57 51		102	H East Tenn. St.	62 80			
			91	A Fla. Gulf Coast	59 64		281	A Lipscomb	78 53			

Non-Div I Games: St. Leo 73 37

Stetson

Loss, 
Non-Conf, 
S Site, 
H Home
A Away 
N Neutral

S  
t  
e  
t  
s  
o  
n

Stetson  
RPI S Opponent Score

Through Games Of Sunday, March 13, 2011

RPI	S	Opponent	Score	
332	H	Mercer	67	59
335	H	Maine	76	70

S  
t  
e  
t  
s  
o  
n

Stetson

## Stony Brook

Through Games Of Sunday, March 13, 2011

Average RPI Win:	291	WON-LOST	WINNING	LAST 10	STRENGTH OF	OPP. STRENGTH	TEAM	ADJ.	CONF.	ADJ CONF.
Average RPI Loss:	205	RECORD	PCT. RANK	GAMES	SCHEDULE	OF SCHEDULE	RPI	RPI	RPI	RPI
DIV. I ONLY	7- 23	308	3- 7	329	288	328	328	30	30	
DIV. I NON-CONF.	3- 9	278	0- 0	301	259	317	316	25	25	
TOTALS	RPI 1-25	RPI 26-50	W-L RECORDS	RPI 51-100	RPI 101-150	RPI 150+				
7- 23	0- 0	0- 0	OVERALL	0- 2	0- 5	7- 16				
4- 9	0- 0	0- 0	HOME	0- 1	0- 2	4- 6				
1- 12	0- 0	0- 0	AWAY	0- 1	0- 2	1- 9				
2- 2	0- 0	0- 0	NEUTRAL	0- 0	0- 1	2- 1				
3- 9	0- 0	0- 0	NON-CONFERENCE	0- 2	0- 0	3- 7				
2- 3	0- 0	0- 0	HOME	0- 1	0- 0	2- 2				
0- 5	0- 0	0- 0	AWAY	0- 1	0- 0	0- 4				
1- 1	0- 0	0- 0	NEUTRAL	0- 0	0- 0	1- 1				
4- 14	0- 0	0- 0	CONFERENCE	0- 0	0- 5	4- 9				
2- 6	0- 0	0- 0	HOME	0- 0	0- 2	2- 4				
1- 7	0- 0	0- 0	AWAY	0- 0	0- 2	1- 5				
1- 1	0- 0	0- 0	NEUTRAL	0- 0	0- 1	1- 0				

RPI 1-25				RPI 26-50				RPI 51-100				RPI 101+				Team's RPI: 328	
RPI	S	Opponent	Score	RPI	S	Opponent	Score	RPI	S	Opponent	Score	RPI	S	Opponent	Score		
								69	A	Old Dominion	47	71	147	A	Hartford	57	67
								88	H	Monmouth	60	74	147	H	Hartford	63	67
												148	A	UMBC	57	65	
												148	H	UMBC	52	65	
												148	N	UMBC	65	74	
												157	A	Long Island	43	59	
												162	H	Hofstra	72	84	
												199	A	Boston U.	68	72	
												199	H	Boston U.	65	82	
												202	A	Binghamton	43	63	
												202	H	Binghamton	54	37	
												211	A	George Mason	48	74	
												219	H	Fairleigh Dickinson	68	51	
												221	N	Fordham	73	81	
												226	A	Albany (NY)	55	65	
												226	H	Albany (NY)	55	67	
												228	A	George Washington	49	69	
												241	H	Iona	67	71	
												287	A	New Hampshire	68	75	
												287	H	New Hampshire	58	72	
												301	H	Nicholls St.	81	77	
												308	N	Troy	77	60	
												311	A	Vermont	49	57	
												311	H	Vermont	50	68	
												335	A	Maine	73	70	
												335	H	Maine	66	62	
LAST 12 Division I GAMES:																	
				148	N	UMBC	65	74		335	H	Maine	66	62			
				335	N	Maine	76	55		287	H	New Hampshire	58	72			
				202	H	Binghamton	54	37		311	H	Vermont	50	68			
				147	H	Hartford	63	67		148	A	UMBC	57	65			
				199	A	Boston U.	68	72		147	A	Hartford	57	67			
				226	A	Albany (NY)	55	65		335	A	Maine	73	70			

Non-Div I Games:

Stony Brook

■ Loss, 
 ■ Non-Conf, 
 ■ S Site, 
 ■ H Home 
 ■ A Away 
 N Neutral

S  
t  
o  
n  
y  
B  
r  
o  
o  
k

RPI S      Stony Brook      Score  
Opponent

Through Games Of Sunday, March 13, 2011

RPI	S	Opponent	Score	
335	N	Maine	76	55
341	A	St. Francis (NY)	54	57

S  
t  
o  
n  
y  
B  
r  
o  
o  
k

Stony Brook

Average RPI Win:	170	WON-LOST	WINNING	LAST 10	STRENGTH OF	OPP. STRENGTH	TEAM	ADJ.	CONF.	ADJ CONF.
Average RPI Loss:	15	RECORD	PCT. RANK	GAMES	SCHEDULE	OF SCHEDULE	RPI	RPI	RPI	RPI
DIV. I ONLY	22- 9	49	6- 4	114	31	54	54	3	3	
DIV. I NON-CONF.	12- 1	12	0- 0	256	145	56	58	2	2	
TOTALS	RPI 1-25	RPI 26-50	W-L RECORDS	RPI 51-100	RPI 101-150	RPI 150+				
22- 9	2- 8	2- 1	OVERALL	2- 0	4- 0	12- 0				
17- 2	1- 2	1- 0	HOME	2- 0	3- 0	10- 0				
3- 5	1- 4	1- 1	AWAY	0- 0	0- 0	1- 0				
2- 2	0- 2	0- 0	NEUTRAL	0- 0	1- 0	1- 0				
12- 1	1- 1	0- 0	NON-CONFERENCE	1- 0	1- 0	9- 0				
11- 0	1- 0	0- 0	HOME	1- 0	0- 0	9- 0				
0- 0	0- 0	0- 0	AWAY	0- 0	0- 0	0- 0				
1- 1	0- 1	0- 0	NEUTRAL	0- 0	1- 0	0- 0				
10- 8	1- 7	2- 1	CONFERENCE	1- 0	3- 0	3- 0				
6- 2	0- 2	1- 0	HOME	1- 0	3- 0	1- 0				
3- 5	1- 4	1- 1	AWAY	0- 0	0- 0	1- 0				
1- 1	0- 1	0- 0	NEUTRAL	0- 0	0- 0	1- 0				

RPI 1-25				RPI 26-50				RPI 51-100 Team's RPI: 54				RPI 101+			
RPI	S	Opponent	Score	RPI	S	Opponent	Score	RPI	S	Opponent	Score	RPI	S	Opponent	Score
1	A	Connecticut	47 82	31	A	West Virginia	61 70	81	H	St. Francis (PA)	94 60	111	H	Villanova	70 49
4	N	Baylor	43 77	32	A	St. John's (NY)	78 67	96	H	Pittsburgh	69 60	117	H	Providence	63 47
7	H	Ohio St.	75 66	36	H	Louisville	53 45					133	H	South Fla.	78 57
10	A	Notre Dame	48 71									139	N	Clemson	77 58
11	H	DePaul	61 77									157	H	Long Island	90 36
18	A	Georgetown	62 80									166	A	Cincinnati	55 53
18	N	Georgetown	60 61									189	H	Seton Hall	75 50
23	A	Rutgers	47 54									189	N	Seton Hall	74 44
23	H	Rutgers	67 78									226	H	Albany (NY)	69 38
24	A	Marquette	69 63									246	H	Northeastern	72 69
												257	H	Md.-East. Shore	73 50
												284	H	Delaware St.	87 17
												287	H	New Hampshire	87 46
												292	H	Bryant	90 31
												322	H	Cornell	86 45
												339	H	Ark.-Pine Bluff	91 56
LAST 12 Division I GAMES:															
18	N	Georgetown	60 61	36	H	Louisville	53 45								
189	N	Seton Hall	74 44	111	H	Villanova	70 49								
1	A	Connecticut	47 82	11	H	DePaul	61 77								
117	H	Providence	63 47	23	A	Rutgers	47 54								
166	A	Cincinnati	55 53	10	A	Notre Dame	48 71								
32	A	St. John's (NY)	78 67	133	H	South Fla.	78 57								

Non-Div I Games:

Syracuse

Average RPI Win:	174	WON-LOST	WINNING	LAST 10	STRENGTH OF	OPP. STRENGTH	TEAM	ADJ.	CONF.	ADJ CONF.
Average RPI Loss:	83	RECORD	PCT. RANK	GAMES	SCHEDULE	OF SCHEDULE	RPI	RPI	RPI	RPI
DIV. I ONLY	22- 10	56	8- 2	101	85	67	66	11	10	
DIV. I NON-CONF.	8- 6	127	0- 0	64	47	86	83	10	10	
TOTALS	RPI 1-25	RPI 26-50	W-L RECORDS	RPI 51-100	RPI 101-150	RPI 150+				
22- 10	1- 1	1- 4	OVERALL	3- 2	2- 1	15- 2				
14- 2	1- 0	1- 1	HOME	2- 0	1- 0	9- 1				
7- 4	0- 1	0- 1	AWAY	1- 1	1- 0	5- 1				
1- 4	0- 0	0- 2	NEUTRAL	0- 1	0- 1	1- 0				
8- 6	1- 1	1- 4	NON-CONFERENCE	0- 1	0- 0	6- 0				
7- 1	1- 0	1- 1	HOME	0- 0	0- 0	5- 0				
1- 2	0- 1	0- 1	AWAY	0- 0	0- 0	1- 0				
0- 3	0- 0	0- 2	NEUTRAL	0- 1	0- 0	0- 0				
14- 4	0- 0	0- 0	CONFERENCE	3- 1	2- 1	9- 2				
7- 1	0- 0	0- 0	HOME	2- 0	1- 0	4- 1				
6- 2	0- 0	0- 0	AWAY	1- 1	1- 0	4- 1				
1- 1	0- 0	0- 0	NEUTRAL	0- 0	0- 1	1- 0				

RPI 1-25				RPI 26-50				RPI 51-100				Team's RPI: 66	RPI 101+			
RPI	S	Opponent	Score	RPI	S	Opponent	Score	RPI	S	Opponent	Score		RPI	S	Opponent	Score
6	A	Texas A&M	66 91	26	H	Houston	69 57	61	A	BYU	60 70		123	A	Utah	56 46
20	H	Oklahoma	76 69	31	N	West Virginia	49 62	61	H	BYU	54 51		123	H	Utah	71 60
				33	N	Iowa St.	59 64	62	N	Virginia	55 59		123	N	Utah	47 52
				35	H	Georgia	57 60	78	A	Wyoming	68 47		151	A	San Diego St.	49 47
				47	A	Fresno St.	72 75	78	H	Wyoming	65 54		151	H	San Diego St.	63 52
													156	A	New Mexico	84 71
													156	H	New Mexico	54 65
													156	N	New Mexico	61 40
													178	H	SMU	87 73
													181	A	Colorado St.	61 53
													181	H	Colorado St.	66 40
													198	A	UTSA	83 59
													239	A	UNLV	71 64
													239	H	UNLV	68 60
													253	H	Sam Houston St.	94 76
													275	A	Air Force	55 60
													275	H	Air Force	88 51
													290	H	Texas-Arlington	81 39
													329	H	Houston Baptist	96 38
													340	H	Texas Southern	76 55
LAST 12 Division I GAMES:																
				123	N	Utah	47 52			181	A	Colorado St.	61 53			
				156	N	New Mexico	61 40			78	H	Wyoming	65 54			
				275	H	Air Force	88 51			239	A	UNLV	71 64			
				156	A	New Mexico	84 71			151	H	San Diego St.	63 52			
				123	H	Utah	71 60			275	A	Air Force	55 60			
				61	A	BYU	60 70			156	H	New Mexico	54 65			

Non-Div I Games:

TCU

■ Loss, 
 ■ Non-Conf, S Site, 
 ■ Home 
 ■ Away 
 N Neutral

Average RPI Win:	148	WON-LOST	WINNING	LAST 10	STRENGTH OF	OPP. STRENGTH	TEAM	ADJ.	CONF.	ADJ CONF.
Average RPI Loss:	58	RECORD	PCT. RANK	GAMES	SCHEDULE	OF SCHEDULE	RPI	RPI	RPI	RPI
DIV. I ONLY	23- 8	37	8- 2	68	72	36	37	7	7	
DIV. I NON-CONF.	9- 6	117	0- 0	87	10	83	80	7	7	
TOTALS	RPI 1-25	RPI 26-50	W-L RECORDS	RPI 51-100	RPI 101-150	RPI 150+				
23- 8	1- 4	1- 1	OVERALL	8- 1	2- 1	11- 1				
11- 2	1- 2	1- 0	HOME	2- 0	1- 0	6- 0				
11- 5	0- 2	0- 0	AWAY	5- 1	1- 1	5- 1				
1- 1	0- 0	0- 1	NEUTRAL	1- 0	0- 0	0- 0				
9- 6	1- 3	0- 0	NON-CONFERENCE	1- 1	2- 1	5- 1				
5- 1	1- 1	0- 0	HOME	0- 0	1- 0	3- 0				
4- 5	0- 2	0- 0	AWAY	1- 1	1- 1	2- 1				
0- 0	0- 0	0- 0	NEUTRAL	0- 0	0- 0	0- 0				
14- 2	0- 1	1- 1	CONFERENCE	7- 0	0- 0	6- 0				
6- 1	0- 1	1- 0	HOME	2- 0	0- 0	3- 0				
7- 0	0- 0	0- 0	AWAY	4- 0	0- 0	3- 0				
1- 1	0- 0	0- 1	NEUTRAL	1- 0	0- 0	0- 0				

RPI	S	Opponent	Score	RPI	S	Opponent	Score	Team's RPI: 37	RPI	S	Opponent	Score	RPI	S	Opponent	Score
3	A	Duke	64 71	46	H	Dayton	76 52		52	A	Duquesne	61 52	107	A	Pepperdine	69 73
7	H	Ohio St.	75 84	46	N	Dayton	67 75		56	A	Charlotte	60 57	111	A	Villanova	55 43
8	H	Xavier	66 73						68	A	St. Joseph's	52 49	147	H	Hartford	63 45
9	A	UCLA	61 71						68	H	St. Joseph's	53 43	168	H	Buffalo	74 64
23	H	Rutgers	60 58						73	A	St. Bonaventure	54 38	174	H	Northern Ill.	79 56
									73	N	St. Bonaventure	75 56	180	H	Akron	81 60
									74	H	Richmond	84 56	189	A	Seton Hall	59 72
									92	A	Auburn	62 61	201	H	La Salle	72 63
									94	A	Eastern Mich.	56 65	218	A	Ohio	75 48
													221	A	Fordham	71 28
													228	A	George Washington	89 36
													266	A	Massachusetts	76 48
													268	H	St. Louis	82 48
													302	H	Rhode Island	81 34
													304	A	Penn	62 55
LAST 12 Division I GAMES:																
46	N	Dayton	67 75	201	H	La Salle	72 63		73	A	St. Bonaventure	54 38				
73	N	St. Bonaventure	75 56	52	A	Duquesne	61 52		268	H	St. Louis	82 48				
8	H	Xavier	66 73	74	H	Richmond	84 56		266	A	Massachusetts	76 48				
68	A	St. Joseph's	52 49													
46	H	Dayton	76 52													
228	A	George Washington	89 36													

Non-Div I Games:

Temple

## Tennessee

Through Games Of Sunday, March 13, 2011

RECORDED				THROUGH GAMES OF SUNDAY, MARCH 18, 1911						
Average RPI Win:	60	WON-LOST	WINNING	LAST 10	STRENGTH OF	OPP. STRENGTH	TEAM	ADJ.	CONF.	ADJ CONF.
Average RPI Loss:	11	RECORD	PCT. RANK	GAMES	SCHEDULE	OF SCHEDULE	RPI	RPI	RPI	RPI
DIV. I ONLY	31- 2	3	10- 0	6	1	3	2	4	4	
DIV. I NON-CONF.	12- 2	24	0- 0	4	1	4	4	4	4	
-----										
TOTALS	RPI 1-25		RPI 26-50	W-L RECORDS		RPI 51-100	RPI 101-150		RPI 150+	
31- 2	5- 2		12- 0	OVERALL		8- 0	6- 0		0- 0	
15- 0	2- 0		5- 0	HOME		3- 0	5- 0		0- 0	
11- 1	1- 1		5- 0	AWAY		4- 0	1- 0		0- 0	
5- 1	2- 1		2- 0	NEUTRAL		1- 0	0- 0		0- 0	
12- 2	3- 2		3- 0	NON-CONFERENCE		4- 0	2- 0		0- 0	
7- 0	2- 0		1- 0	HOME		2- 0	2- 0		0- 0	
3- 1	0- 1		2- 0	AWAY		1- 0	0- 0		0- 0	
2- 1	1- 1		0- 0	NEUTRAL		1- 0	0- 0		0- 0	
19- 0	2- 0		9- 0	CONFERENCE		4- 0	4- 0		0- 0	
8- 0	0- 0		4- 0	HOME		1- 0	3- 0		0- 0	
8- 0	1- 0		3- 0	AWAY		3- 0	1- 0		0- 0	
3- 0	1- 0		2- 0	NEUTRAL		0- 0	0- 0		0- 0	

RPI	S	Opponent	Score	RPI	S	Opponent	Score	RPI	S	Opponent	Score	RPI	S	Opponent	Score
4	A	Baylor	54 65	30	A	Vanderbilt	65 57	55	A	South Carolina	71 56	102	H	East Tenn. St.	102 53
5	H	Stanford	82 72	30	H	Vanderbilt	68 56	55	H	South Carolina	82 60	105	H	Alabama	110 45
13	A	Kentucky	73 67	35	H	Georgia	77 44	62	H	Virginia	85 73	124	H	Mississippi St.	81 55
13	N	Kentucky	90 65	35	N	Georgia	82 58	64	A	Arkansas	72 53	136	H	Chattanooga	103 43
18	N	Georgetown	58 69	36	A	Louisville	63 50	69	A	Old Dominion	74 44	143	A	Mississippi	66 39
19	N	Georgia Tech	66 42	38	A	Texas	92 77	79	N	Missouri	82 44	143	H	Mississippi	86 46
23	H	Rutgers	87 51	40	H	Arizona St.	80 64	84	H	Lamar	99 55				
				43	A	Florida	83 40	92	A	Auburn	73 53				
				43	H	Florida	61 39								
				43	N	Florida	92 75								
				49	A	LSU	73 65								
				49	H	LSU	80 60								
LAST 12 Division I GAMES:															
				13	N	Kentucky	90 65	55	H	South Carolina	82 60				
				35	N	Georgia	82 58	30	A	Vanderbilt	65 57				
				43	N	Florida	92 75	43	H	Florida	61 39				
				49	H	LSU	80 60	13	A	Kentucky	73 67				
				143	A	Mississippi	66 39	64	A	Arkansas	72 53				
				35	H	Georgia	77 44	124	H	Mississippi St.	81 55				

Non-Div I Games:

Tennessee

■ Loss, 
 ■ Non-Conf, S Site, 
 ■ Home 
 ■ Away 
 N Neutral



Average RPI Win:	305	WON-LOST	WINNING	LAST 10	STRENGTH OF	OPP. STRENGTH	TEAM	ADJ.	CONF.	ADJ CONF.
Average RPI Loss:	187	RECORD	PCT. RANK	GAMES	SCHEDULE	OF SCHEDULE	RPI	RPI	RPI	RPI
DIV. I ONLY	9- 20	265	4- 6	325	284	312	313	27	27	
DIV. I NON-CONF.	4- 6	213	1- 0	312	133	275	278	30	30	
TOTALS	RPI 1-25	RPI 26-50	W-L RECORDS	RPI 51-100	RPI 101-150	RPI 150+				
9- 20	0- 1	0- 0	OVERALL	0- 1	0- 5	9- 13				
5- 7	0- 0	0- 0	HOME	0- 0	0- 2	5- 5				
4- 12	0- 1	0- 0	AWAY	0- 1	0- 3	4- 7				
0- 1	0- 0	0- 0	NEUTRAL	0- 0	0- 0	0- 1				
4- 6	0- 1	0- 0	NON-CONFERENCE	0- 1	0- 1	4- 3				
2- 1	0- 0	0- 0	HOME	0- 0	0- 0	2- 1				
2- 5	0- 1	0- 0	AWAY	0- 1	0- 1	2- 2				
0- 0	0- 0	0- 0	NEUTRAL	0- 0	0- 0	0- 0				
5- 14	0- 0	0- 0	CONFERENCE	0- 0	0- 4	5- 10				
3- 6	0- 0	0- 0	HOME	0- 0	0- 2	3- 4				
2- 7	0- 0	0- 0	AWAY	0- 0	0- 2	2- 5				
0- 1	0- 0	0- 0	NEUTRAL	0- 0	0- 0	0- 1				

RPI 1-25				RPI 26-50				RPI 51-100				RPI 101+ Team's RPI: 313			
RPI	S	Opponent	Score	RPI	S	Opponent	Score	RPI	S	Opponent	Score	RPI	S	Opponent	Score
19	A	Georgia Tech	11 82					64	A	Arkansas	50 71	103	A	Tennessee Tech	62 76
												103	H	Tennessee Tech	55 69
												105	A	Alabama	55 82
												125	A	UT Martin	67 83
												125	H	UT Martin	64 70
												165	A	Morehead St.	82 84
												165	H	Morehead St.	58 62
												182	H	Southern Miss.	64 73
												204	A	Eastern Ill.	58 77
												204	H	Eastern Ill.	54 69
												232	A	Austin Peay	66 74
												232	H	Austin Peay	45 60
												235	A	SIU Edwardsville	60 70
												235	H	SIU Edwardsville	81 71
												249	A	Belmont	66 80
												281	A	Lipscomb	69 66
												295	A	Jacksonville St.	58 42
												295	H	Jacksonville St.	73 77
												295	N	Jacksonville St.	55 57
												305	A	Southeast Mo. St.	46 51
												305	H	Southeast Mo. St.	58 35
												320	A	Southern Ill.	57 43
												326	A	Murray St.	60 57
												326	H	Murray St.	73 70
												327	H	Jackson St.	53 49
												331	A	Eastern Ky.	86 91
LAST 12 Division I GAMES:															
				295	N	Jacksonville St.	55 57					235	H	SIU Edwardsville	81 71
				204	H	Eastern Ill.	54 69					125	H	UT Martin	64 70
				305	H	Southeast Mo. St.	58 35					326	H	Murray St.	73 70
				295	A	Jacksonville St.	58 42					331	A	Eastern Ky.	86 91
				103	A	Tennessee Tech	62 76					165	A	Morehead St.	82 84
				232	A	Austin Peay	66 74					103	H	Tennessee Tech	55 69

Non-Div I Games: Cumberland (TN) 62 66

Tennessee St.

Loss, Non-Conf, S Site, H Home A Away N Neutral

RPI	S	Opponent	Score
331	H	Eastern Ky.	62 52

Tennessee St.

T  
e  
n  
n  
e  
s  
s  
e  
e  
s  
t  
.

T  
e  
n  
n  
e  
s  
s  
e  
e  
s  
t  
.

## Tennessee Tech

Through Games Of Sunday, March 13, 2011

Average RPI Win:	261	WON-LOST	WINNING	LAST 10	STRENGTH OF	OPP. STRENGTH	TEAM	ADJ.	CONF.	ADJ CONF.
Average RPI Loss:	109	RECORD	PCT. RANK	GAMES	SCHEDULE	OF SCHEDULE	RPI	RPI	RPI	RPI
DIV. I ONLY	22- 7	34	7- 3	252	301	101	103	27	27	
DIV. I NON-CONF.	6- 3	80	1- 0	173	129	99	99	30	30	
TOTALS	RPI 1-25	RPI 26-50	W-L RECORDS	RPI 51-100	RPI 101-150	RPI 150+				
22- 7	0- 1	0- 1	OVERALL	0- 1	2- 2	20- 2				
10- 2	0- 0	0- 1	HOME	0- 0	1- 0	9- 1				
11- 4	0- 1	0- 0	AWAY	0- 1	1- 1	10- 1				
1- 1	0- 0	0- 0	NEUTRAL	0- 0	0- 1	1- 0				
6- 3	0- 1	0- 1	NON-CONFERENCE	0- 1	1- 0	5- 0				
2- 1	0- 0	0- 1	HOME	0- 0	0- 0	2- 0				
4- 2	0- 1	0- 0	AWAY	0- 1	1- 0	3- 0				
0- 0	0- 0	0- 0	NEUTRAL	0- 0	0- 0	0- 0				
16- 4	0- 0	0- 0	CONFERENCE	0- 0	1- 2	15- 2				
8- 1	0- 0	0- 0	HOME	0- 0	1- 0	7- 1				
7- 2	0- 0	0- 0	AWAY	0- 0	0- 1	7- 1				
1- 1	0- 0	0- 0	NEUTRAL	0- 0	0- 1	1- 0				

RPI 1-25				RPI 26-50				RPI 51-100				RPI 101+ Team's RPI: 103			
RPI	S	Opponent	Score	RPI	S	Opponent	Score	RPI	S	Opponent	Score	RPI	S	Opponent	Score
13	A	Kentucky	53 77	45	H	Middle Tenn.	58 71	59	A	UCF	69 79	125	A	UT Martin	56 83
												125	H	UT Martin	74 57
												125	N	UT Martin	76 82
												130	A	Drake	56 55
												165	A	Morehead St.	53 78
												165	H	Morehead St.	82 70
												204	A	Eastern Ill.	60 56
												204	H	Eastern Ill.	65 58
												232	A	Austin Peay	69 65
												232	H	Austin Peay	57 63
												232	N	Austin Peay	65 56
												235	A	SIU Edwardsville	68 52
												249	A	Belmont	61 56
												268	H	St. Louis	71 63
												269	H	Alabama A&M	82 67
												281	A	Lipscomb	81 65
												295	A	Jacksonville St.	79 63
												295	H	Jacksonville St.	63 50
												305	A	Southeast Mo. St.	69 59
												305	H	Southeast Mo. St.	62 48
												313	A	Tennessee St.	69 55
												313	H	Tennessee St.	76 62
												326	A	Murray St.	70 60
												326	H	Murray St.	77 61
												331	A	Eastern Ky.	78 69
												331	H	Eastern Ky.	56 49
LAST 12 Division I GAMES:															
				125	N	UT Martin	76 82					125	A	UT Martin	56 83
				232	N	Austin Peay	65 56					326	A	Murray St.	70 60
				295	H	Jacksonville St.	63 50					165	H	Morehead St.	82 70
				235	A	SIU Edwardsville	68 52					331	H	Eastern Ky.	56 49
				232	H	Austin Peay	57 63					305	A	Southeast Mo. St.	69 59
				313	H	Tennessee St.	76 62					204	A	Eastern Ill.	60 56

Non-Div I Games: Tenn. Wesleyan 75 42

Tennessee Tech

■ Loss, 
 ■ Non-Conf, 
 ■ S Site, 
 ■ Home 
 ■ A Away 
 N Neutral

Average RPI Win:	312	WON-LOST	WINNING	LAST 10	STRENGTH OF	OPP. STRENGTH	TEAM	ADJ.	CONF.	ADJ CONF.
Average RPI Loss:	200	RECORD	PCT. RANK	GAMES	SCHEDULE	OF SCHEDULE	RPI	RPI	RPI	RPI
DIV. I ONLY	9- 19	262	3- 7	338	315	319	319	32	32	
DIV. I NON-CONF.	5- 10	234	0- 0	281	275	284	284	31	31	
TOTALS	RPI 1-25	RPI 26-50	W-L RECORDS	RPI 51-100	RPI 101-150	RPI 150+				
9- 19	0- 2	0- 1	OVERALL	0- 1	0- 3	9- 12				
6- 3	0- 0	0- 0	HOME	0- 0	0- 0	6- 3				
3- 14	0- 2	0- 1	AWAY	0- 1	0- 1	3- 9				
0- 2	0- 0	0- 0	NEUTRAL	0- 0	0- 2	0- 0				
5- 10	0- 2	0- 1	NON-CONFERENCE	0- 1	0- 3	5- 3				
3- 0	0- 0	0- 0	HOME	0- 0	0- 0	3- 0				
2- 8	0- 2	0- 1	AWAY	0- 1	0- 1	2- 3				
0- 2	0- 0	0- 0	NEUTRAL	0- 0	0- 2	0- 0				
4- 9	0- 0	0- 0	CONFERENCE	0- 0	0- 0	4- 9				
3- 3	0- 0	0- 0	HOME	0- 0	0- 0	3- 3				
1- 6	0- 0	0- 0	AWAY	0- 0	0- 0	1- 6				
0- 0	0- 0	0- 0	NEUTRAL	0- 0	0- 0	0- 0				

RPI 1-25				RPI 26-50				RPI 51-100				RPI 101+ Team's RPI: 319			
RPI	S	Opponent	Score	RPI	S	Opponent	Score	RPI	S	Opponent	Score	RPI	S	Opponent	Score
4	A	Baylor	55 101	38	A	Texas	59 112	89	A	Oklahoma St.	40 94	119	A	Wichita St.	55 95
20	A	Oklahoma	66 116									142	N	Gardner-Webb	54 82
												150	N	Prairie View	63 84
												196	A	Chicago St.	61 86
												196	H	Chicago St.	79 86
												209	A	South Dakota	42 57
												209	H	South Dakota	57 64
												233	A	North Dakota	63 76
												233	H	North Dakota	69 62
												253	H	Sam Houston St.	78 66
												290	A	Texas-Arlington	72 81
												296	A	Stephen F. Austin	67 96
												314	A	Utah Valley	65 81
												314	A	Utah Valley	70 82
												314	H	Utah Valley	62 71
												321	H	North Texas	77 74
												323	A	NJIT	60 68
												323	H	NJIT	72 53
												329	A	Houston Baptist	76 61
												329	H	Houston Baptist	80 67
												336	A	Texas St.	83 76
												340	A	Texas Southern	70 62
												343	A	A&M-Corpus Christi	70 84
												343	H	A&M-Corpus Christi	70 57
LAST 12 Division I GAMES:															
314	A	Utah Valley	65 81	196	H	Chicago St.	79 86								
233	H	North Dakota	69 62	314	H	Utah Valley	62 71								
209	H	South Dakota	57 64	209	A	South Dakota	42 57								
323	H	NJIT	72 53	233	A	North Dakota	63 76								
314	A	Utah Valley	70 82	329	A	Houston Baptist	76 61								
329	H	Houston Baptist	80 67	196	A	Chicago St.	61 86								

Non-Div I Games: Tex. A&M Int'l 94 60 Our Lady Of The Lak72 61 Tex. A&M-Kingsville90 68

Tex.-Pan American

Loss, Non-Conf, S Site, H Home A Away N Neutral

Average RPI Win:	154	WON-LOST	WINNING	LAST 10	STRENGTH OF	OPP. STRENGTH	TEAM	ADJ.	CONF.	ADJ CONF.
Average RPI Loss:	22	RECORD	PCT. RANK	GAMES	SCHEDULE	OF SCHEDULE	RPI	RPI	RPI	RPI
DIV. I ONLY	19- 13	125	4- 6	13	22	39	38	1	1	
DIV. I NON-CONF.	11- 3	42	0- 0	79	208	40	43	1	1	
TOTALS	RPI 1-25	RPI 26-50	W-L RECORDS	RPI 51-100	RPI 101-150	RPI 150+				
19- 13	0- 10	3- 1	OVERALL	4- 2	2- 0	10- 0				
11- 4	0- 4	1- 0	HOME	3- 0	1- 0	6- 0				
4- 8	0- 5	2- 1	AWAY	0- 2	0- 0	2- 0				
4- 1	0- 1	0- 0	NEUTRAL	1- 0	1- 0	2- 0				
11- 3	0- 3	0- 0	NON-CONFERENCE	0- 0	1- 0	10- 0				
6- 1	0- 1	0- 0	HOME	0- 0	0- 0	6- 0				
2- 2	0- 2	0- 0	AWAY	0- 0	0- 0	2- 0				
3- 0	0- 0	0- 0	NEUTRAL	0- 0	1- 0	2- 0				
8- 10	0- 7	3- 1	CONFERENCE	4- 2	1- 0	0- 0				
5- 3	0- 3	1- 0	HOME	3- 0	1- 0	0- 0				
2- 6	0- 3	2- 1	AWAY	0- 2	0- 0	0- 0				
1- 1	0- 1	0- 0	NEUTRAL	1- 0	0- 0	0- 0				

RPI	S	Opponent	Score	RPI	S	Opponent	Score	Team's RPI: 38	RPI	S	Opponent	Score	RPI	S	Opponent	Score
2	H	Tennessee	77 92	28	A	Texas Tech	75 67		71	H	Kansas	80 68	110	H	Colorado	67 50
4	A	Baylor	68 96	28	H	Texas Tech	83 59		79	A	Missouri	80 85	133	N	South Fla.	83 65
4	H	Baylor	72 87	33	A	Iowa St.	57 66		79	N	Missouri	79 66	166	N	Cincinnati	80 77
5	A	Stanford	78 93	39	A	Kansas St.	69 59		89	A	Oklahoma St.	67 68	178	N	SMU	91 73
6	A	Texas A&M	65 80						89	H	Oklahoma St.	63 56	199	H	Boston U.	92 46
6	H	Texas A&M	65 68						100	H	Nebraska	67 55	200	A	San Diego	81 57
6	N	Texas A&M	50 77										203	H	Idaho St.	82 68
16	A	Michigan St.	57 71										224	H	Northwestern St.	112 53
20	A	Oklahoma	62 91										239	A	UNLV	85 59
20	H	Oklahoma	67 71										253	H	Sam Houston St.	94 50
													264	H	Mississippi Val.	92 60
													319	H	Tex.-Pan American	112 59
LAST 12 Division I GAMES:																
		6 N Texas A&M	50 77			20 A Oklahoma	62 91									
		79 N Missouri	79 66			100 H Nebraska	67 55									
		89 A Oklahoma St.	67 68			4 A Baylor	68 96									
		28 H Texas Tech	83 59			39 A Kansas St.	69 59									
		6 H Texas A&M	65 68			71 H Kansas	80 68									
		33 A Iowa St.	57 66			110 H Colorado	67 50									

Non-Div I Games:

Texas

■ Loss, 
■ Non-Conf, 
■ S Site, 
■ H Home 
■ A Away 
N Neutral

Average RPI Win:	69	WON-LOST	WINNING	LAST 10	STRENGTH OF	OPP. STRENGTH	TEAM	ADJ.	CONF.	ADJ CONF.
Average RPI Loss:	11	RECORD	PCT. RANK	GAMES	SCHEDULE	OF SCHEDULE	RPI	RPI	RPI	RPI
DIV. I ONLY	27- 5	15	7- 3	3	3	6	6	1	1	
DIV. I NON-CONF.	12- 1	12	0- 0	10	12	5	5	1	1	
TOTALS	RPI 1-25	RPI 26-50	W-L RECORDS	RPI 51-100	RPI 101-150	RPI 150+				
27- 5	4- 4	7- 1	OVERALL	11- 0	3- 0	2- 0				
13- 1	1- 1	3- 0	HOME	6- 0	2- 0	1- 0				
8- 3	1- 2	3- 1	AWAY	2- 0	1- 0	1- 0				
6- 1	2- 1	1- 0	NEUTRAL	3- 0	0- 0	0- 0				
12- 1	1- 1	1- 0	NON-CONFERENCE	6- 0	2- 0	2- 0				
6- 0	0- 0	1- 0	HOME	3- 0	1- 0	1- 0				
2- 1	0- 1	0- 0	AWAY	0- 0	1- 0	1- 0				
4- 0	1- 0	0- 0	NEUTRAL	3- 0	0- 0	0- 0				
15- 4	3- 3	6- 1	CONFERENCE	5- 0	1- 0	0- 0				
7- 1	1- 1	2- 0	HOME	3- 0	1- 0	0- 0				
6- 2	1- 1	3- 1	AWAY	2- 0	0- 0	0- 0				
2- 1	1- 1	1- 0	NEUTRAL	0- 0	0- 0	0- 0				

RPI	S	Opponent	Score	RPI	S	Opponent	Score	RPI	S	Opponent	Score	RPI	S	Opponent	Score
3	A	Duke	58 61	28	A	Texas Tech	79 65	53	N	Michigan	67 49	109	H	Liberty	81 49
4	A	Baylor	58 67	28	H	Texas Tech	84 60	63	H	UALR	87 41	110	H	Colorado	85 57
4	H	Baylor	60 63	33	A	Iowa St.	60 51	64	N	Arizona	87 78	116	A	Rice	80 40
4	N	Baylor	58 61	38	A	Texas	68 65	66	H	TCU	91 66	151	A	San Diego St.	96 52
20	A	Oklahoma	80 78	38	H	Texas	80 65	71	H	Kansas	81 58	186	H	La.-Monroe	105 57
20	H	Oklahoma	92 71	38	N	Texas	77 50	79	A	Missouri	85 40				
20	N	Oklahoma	81 68	39	A	Kansas St.	67 71	83	H	California	74 58				
23	N	Rutgers	79 50	48	H	Purdue	100 55	89	A	Oklahoma St.	82 57				
								89	H	Oklahoma St.	76 67				
								95	N	Drexel	74 45				
								100	H	Nebraska	84 49				
LAST 12 Division I GAMES:															
		4 N Baylor	58 61			28 H Texas Tech	84 60								
		20 N Oklahoma	81 68			89 H Oklahoma St.	76 67								
		38 N Texas	77 50			4 A Baylor	58 67								
		100 H Nebraska	84 49			71 H Kansas	81 58								
		39 A Kansas St.	67 71			20 H Oklahoma	92 71								
		38 A Texas	68 65			28 A Texas Tech	79 65								

Non-Div I Games:

Texas A&amp;M

■ Loss, 
 ■ Non-Conf, S Site, 
 ■ Home 
 ■ Away 
 N Neutral

## Texas Southern

Through Games Of Sunday, March 13, 2011

Average RPI Win:	312	WON-LOST	WINNING	LAST 10	STRENGTH OF	OPP. STRENGTH	TEAM	ADJ.	CONF.	ADJ CONF.
Average RPI Loss:	226	RECORD	PCT. RANK	GAMES	SCHEDULE	OF SCHEDULE	RPI	RPI	RPI	RPI
DIV. I ONLY	5- 24	321	2- 8	333	333	340	340	33	33	
DIV. I NON-CONF.	2- 9	306	0- 0	269	240	318	317	33	33	
TOTALS	RPI 1-25	RPI 26-50	W-L RECORDS	RPI 51-100	RPI 101-150	RPI 150+				
5- 24	0- 1	0- 1	OVERALL	0- 2	0- 2	5- 18				
4- 8	0- 0	0- 0	HOME	0- 0	0- 1	4- 7				
1- 15	0- 1	0- 1	AWAY	0- 2	0- 1	1- 10				
0- 1	0- 0	0- 0	NEUTRAL	0- 0	0- 0	0- 1				
2- 9	0- 1	0- 1	NON-CONFERENCE	0- 2	0- 0	2- 5				
2- 1	0- 0	0- 0	HOME	0- 0	0- 0	2- 1				
0- 7	0- 1	0- 1	AWAY	0- 2	0- 0	0- 3				
0- 1	0- 0	0- 0	NEUTRAL	0- 0	0- 0	0- 1				
3- 15	0- 0	0- 0	CONFERENCE	0- 0	0- 2	3- 13				
2- 7	0- 0	0- 0	HOME	0- 0	0- 1	2- 6				
1- 8	0- 0	0- 0	AWAY	0- 0	0- 1	1- 7				
0- 0	0- 0	0- 0	NEUTRAL	0- 0	0- 0	0- 0				

RPI 1-25				RPI 26-50				RPI 51-100				RPI 101+ Team's RPI: 340			
RPI	S	Opponent	Score	RPI	S	Opponent	Score	RPI	S	Opponent	Score	RPI	S	Opponent	Score
4	A	Baylor	43 100	49	A	LSU	47 77	66	A	TCU	55 76	150	A	Prairie View	52 64
								89	A	Oklahoma St.	30 68	150	H	Prairie View	38 43
												181	A	Colorado St.	60 80
												190	A	Southern U.	57 66
												190	H	Southern U.	59 60
												251	A	Alcorn St.	58 66
												251	H	Alcorn St.	56 65
												259	A	Grambling	56 67
												259	H	Grambling	38 44
												264	A	Mississippi Val.	63 54
												264	H	Mississippi Val.	54 66
												269	A	Alabama A&M	46 50
												269	H	Alabama A&M	50 52
												272	N	Boise St.	48 65
												275	A	Air Force	60 75
												296	H	Stephen F. Austin	64 63
												319	H	Tex.-Pan American	62 70
												327	A	Jackson St.	49 56
												327	H	Jackson St.	44 48
												329	H	Houston Baptist	71 62
												333	A	Alabama St.	41 61
												333	H	Alabama St.	68 45
												336	A	Texas St.	81 84
												339	A	Ark.-Pine Bluff	56 65
												339	H	Ark.-Pine Bluff	70 61
LAST 12 Division I GAMES:															
251	H	Alcorn St.	56 65	259	A	Grambling	56 67								
190	H	Southern U.	59 60	327	A	Jackson St.	49 56								
333	A	Alabama St.	41 61	150	H	Prairie View	38 43								
269	A	Alabama A&M	46 50	333	H	Alabama St.	68 45								
264	H	Mississippi Val.	54 66	269	H	Alabama A&M	50 52								
339	H	Ark.-Pine Bluff	70 61	264	A	Mississippi Val.	63 54								

Non-Div I Games:

Texas Southern

■ Loss, 
 ■ Non-Conf, S Site, 
 ■ Home 
 ■ Away 
 N Neutral

Average RPI Win:	323	WON-LOST	WINNING	LAST 10	STRENGTH OF	OPP. STRENGTH	TEAM	ADJ.	CONF.	ADJ CONF.
Average RPI Loss:	219	RECORD	PCT. RANK	GAMES	SCHEDULE	OF SCHEDULE	RPI	RPI	RPI	RPI
DIV. I ONLY	6- 19	307	2- 8	336	337	336	336	29	29	
DIV. I NON-CONF.	2- 7	293	0- 0	323	338	335	335	32	32	
TOTALS	RPI 1-25	RPI 26-50	W-L RECORDS	RPI 51-100	RPI 101-150	RPI 150+				
6- 19	0- 0	0- 0	OVERALL	0- 1	0- 4	6- 14				
3- 10	0- 0	0- 0	HOME	0- 1	0- 2	3- 7				
2- 9	0- 0	0- 0	AWAY	0- 0	0- 2	2- 7				
1- 0	0- 0	0- 0	NEUTRAL	0- 0	0- 0	1- 0				
2- 7	0- 0	0- 0	NON-CONFERENCE	0- 0	0- 3	2- 4				
1- 4	0- 0	0- 0	HOME	0- 0	0- 1	1- 3				
0- 3	0- 0	0- 0	AWAY	0- 0	0- 2	0- 1				
1- 0	0- 0	0- 0	NEUTRAL	0- 0	0- 0	1- 0				
4- 12	0- 0	0- 0	CONFERENCE	0- 1	0- 1	4- 10				
2- 6	0- 0	0- 0	HOME	0- 1	0- 1	2- 4				
2- 6	0- 0	0- 0	AWAY	0- 0	0- 0	2- 6				
0- 0	0- 0	0- 0	NEUTRAL	0- 0	0- 0	0- 0				

RPI 1-25				RPI 26-50				RPI 51-100				RPI 101+				Team's RPI: 336	
RPI	S	Opponent	Score	RPI	S	Opponent	Score	RPI	S	Opponent	Score	RPI	S	Opponent	Score		
								84	H	Lamar	76 93	110	A	Colorado	35 67		
												112	H	McNeese St.	66 82		
												116	H	Rice	50 97		
												144	A	UTEP	57 94		
												188	H	Central Ark.	60 74		
												198	A	UTSA	64 81		
												198	H	UTSA	63 69		
												203	H	Idaho St.	52 69		
												224	A	Northwestern St.	66 81		
												253	A	Sam Houston St.	67 82		
												253	H	Sam Houston St.	79 93		
												273	A	Southeastern La.	66 69		
												275	A	Air Force	41 61		
												290	A	Texas-Arlington	63 79		
												290	H	Texas-Arlington	61 57		
												296	A	Stephen F. Austin	50 96		
												296	H	Stephen F. Austin	65 80		
												301	A	Nicholls St.	66 62		
												318	N	Weber St.	64 54		
												319	H	Tex.-Pan American	76 83		
												327	H	Jackson St.	41 62		
												340	H	Texas Southern	84 81		
												343	A	A&M-Corpus Christi	78 76		
												343	H	A&M-Corpus Christi	81 77		
LAST 12 Division I GAMES:																	
253	H	Sam Houston St.	79 93	290	A	Texas-Arlington	63 79										
84	H	Lamar	76 93	188	H	Central Ark.	60 74										
198	A	UTSA	64 81	301	A	Nicholls St.	66 62										
273	A	Southeastern La.	66 69	296	H	Stephen F. Austin	65 80										
296	A	Stephen F. Austin	50 96	290	H	Texas-Arlington	61 57										
343	H	A&M-Corpus Christi	81 77	343	A	A&M-Corpus Christi	78 76										

Non-Div I Games: East Tex. Baptist 65 35 Huston-Tillotson 105 65 Texas-Tyler 69 45 S'western Assemblies 66 68 Texas St.



Average RPI Win:	133	WON-LOST	WINNING	LAST 10	STRENGTH OF	OPP. STRENGTH	TEAM	ADJ.	CONF.	ADJ CONF.
Average RPI Loss:	35	RECORD	PCT. RANK	GAMES	SCHEDULE	OF SCHEDULE	RPI	RPI	RPI	RPI
DIV. I ONLY	22- 10	56	6- 4	26	48	25	28	1	1	
DIV. I NON-CONF.	13- 1	8	0- 0	130	244	26	28	1	1	
TOTALS	RPI 1-25	RPI 26-50	W-L RECORDS	RPI 51-100	RPI 101-150	RPI 150+				
22- 10	2- 5	2- 3	OVERALL	7- 2	3- 0	8- 0				
15- 2	2- 1	2- 1	HOME	3- 0	1- 0	7- 0				
4- 7	0- 3	0- 2	AWAY	1- 2	2- 0	1- 0				
3- 1	0- 1	0- 0	NEUTRAL	3- 0	0- 0	0- 0				
13- 1	0- 0	0- 1	NON-CONFERENCE	3- 0	2- 0	8- 0				
9- 0	0- 0	0- 0	HOME	1- 0	1- 0	7- 0				
2- 1	0- 0	0- 1	AWAY	0- 0	1- 0	1- 0				
2- 0	0- 0	0- 0	NEUTRAL	2- 0	0- 0	0- 0				
9- 9	2- 5	2- 2	CONFERENCE	4- 2	1- 0	0- 0				
6- 2	2- 1	2- 1	HOME	2- 0	0- 0	0- 0				
2- 6	0- 3	0- 1	AWAY	1- 2	1- 0	0- 0				
1- 1	0- 1	0- 0	NEUTRAL	1- 0	0- 0	0- 0				

RPI S Opponent	Score	RPI S Opponent	Score	Team's RPI: 28	RPI S Opponent	Score	RPI S Opponent	Score
4 A Baylor	51 64	29 A Penn St.	68 76		71 A Kansas	61 57	110 A Colorado	72 44
4 H Baylor	56 45	33 H Iowa St.	61 50		79 H Missouri	63 56	121 H American	63 37
6 A Texas A&M	60 84	38 A Texas	59 83		80 H Samford	58 42	131 A Western Ky.	70 60
6 H Texas A&M	65 79	38 H Texas	67 75		83 N California	50 43	156 A New Mexico	80 53
20 A Oklahoma	61 71	39 H Kansas St.	68 66		89 A Oklahoma St.	52 62	198 H UTSA	83 43
20 H Oklahoma	61 56				89 H Oklahoma St.	57 48	203 H Idaho St.	64 52
20 N Oklahoma	69 71				89 N Oklahoma St.	75 52	224 H Northwestern St.	91 60
					96 N Pittsburgh	78 65	248 H Charleston So.	82 57
					100 A Nebraska	53 56	253 H Sam Houston St.	65 52
							264 H Mississippi Val.	73 28
							329 H Houston Baptist	73 36
LAST 12 Division I GAMES:								
20 N Oklahoma	69 71	4 H Baylor	56 45					
89 N Oklahoma St.	75 52	33 H Iowa St.	61 50					
20 H Oklahoma	61 56	110 A Colorado	72 44					
38 A Texas	59 83	89 A Oklahoma St.	52 62					
89 H Oklahoma St.	57 48	6 H Texas A&M	65 79					
6 A Texas A&M	60 84	100 A Nebraska	53 56					

Non-Div I Games:

Texas Tech

■ Loss, 
 ■ Non-Conf, 
 ■ S Site, 
 ■ H Home 
 ■ A Away 
 N Neutral

## Texas-Arlington

Through Games Of Sunday, March 13, 2011

Average RPI Win:	300	WON-LOST	WINNING	LAST 10	STRENGTH OF	OPP. STRENGTH	TEAM	ADJ.	CONF.	ADJ CONF.
Average RPI Loss:	167	RECORD	PCT. RANK	GAMES	SCHEDULE	OF SCHEDULE	RPI	RPI	RPI	RPI
DIV. I ONLY	8- 20	283	3- 7	248	294	294	290	29	29	
DIV. I NON-CONF.	3- 9	278	0- 0	105	177	226	221	32	32	
TOTALS	RPI 1-25	RPI 26-50	W-L RECORDS	RPI 51-100	RPI 101-150	RPI 150+				
8- 20	0- 0	0- 1	OVERALL	0- 7	0- 2	8- 10				
6- 6	0- 0	0- 0	HOME	0- 1	0- 0	6- 5				
2- 12	0- 0	0- 1	AWAY	0- 4	0- 2	2- 5				
0- 2	0- 0	0- 0	NEUTRAL	0- 2	0- 0	0- 0				
3- 9	0- 0	0- 1	NON-CONFERENCE	0- 6	0- 1	3- 1				
2- 2	0- 0	0- 0	HOME	0- 1	0- 0	2- 1				
1- 5	0- 0	0- 1	AWAY	0- 3	0- 1	1- 0				
0- 2	0- 0	0- 0	NEUTRAL	0- 2	0- 0	0- 0				
5- 11	0- 0	0- 0	CONFERENCE	0- 1	0- 1	5- 9				
4- 4	0- 0	0- 0	HOME	0- 0	0- 0	4- 4				
1- 7	0- 0	0- 0	AWAY	0- 1	0- 1	1- 5				
0- 0	0- 0	0- 0	NEUTRAL	0- 0	0- 0	0- 0				

RPI 1-25			RPI 26-50			RPI 51-100			RPI 101+			Team's RPI: 290			
RPI	S	Opponent	Score	RPI	S	Opponent	Score	RPI	S	Opponent	Score				
				26	A	Houston	48 88	64	H	Arkansas	54 57	112	A	McNeese St.	51 60
								66	A	TCU	39 81	149	A	Oral Roberts	58 110
								71	A	Kansas	57 80	179	H	Arkansas St.	55 59
								83	N	California	56 81	188	A	Central Ark.	37 63
								84	A	Lamar	56 62	198	A	UTSA	53 77
								89	A	Oklahoma St.	52 82	198	H	UTSA	56 55
								96	N	Pittsburgh	61 95	224	H	Northwestern St.	58 66
												253	A	Sam Houston St.	65 71
												253	H	Sam Houston St.	53 67
												255	A	UMKC	75 68
												273	H	Southeastern La.	57 66
												296	A	Stephen F. Austin	67 68
												296	H	Stephen F. Austin	63 67
												301	H	Nicholls St.	69 62
												305	H	Southeast Mo. St.	54 40
												319	H	Tex.-Pan American	81 72
												336	A	Texas St.	57 61
												336	H	Texas St.	79 63
												343	A	A&M-Corpus Christi	66 63
												343	H	A&M-Corpus Christi	77 73
LAST 12 Division I GAMES:															
				198	A	UTSA	53 77	336	H	Texas St.	79 63				
				343	H	A&M-Corpus Christi	77 73	253	A	Sam Houston St.	65 71				
				224	H	Northwestern St.	58 66	188	A	Central Ark.	37 63				
				112	A	McNeese St.	51 60	198	H	UTSA	56 55				
				273	H	Southeastern La.	57 66	336	A	Texas St.	57 61				
				296	A	Stephen F. Austin	67 68	296	H	Stephen F. Austin	63 67				

Non-Div I Games:

Texas-Arlington

■ Loss, 
 ■ Non-Conf, 
 ■ S Site, 
 ■ H Home 
 ■ A Away 
 N Neutral

Average RPI Win:	176	WON-LOST	WINNING	LAST 10	STRENGTH OF	OPP. STRENGTH	TEAM	ADJ.	CONF.	ADJ CONF.
Average RPI Loss:	89	RECORD	PCT. RANK	GAMES	SCHEDULE	OF SCHEDULE	RPI	RPI	RPI	RPI
DIV. I ONLY	23- 8	37	8- 2	112	119	60	60	12	12	
DIV. I NON-CONF.	8- 5	105	0- 0	109	88	95	92	12	12	
TOTALS	RPI 1-25	RPI 26-50	W-L RECORDS	RPI 51-100	RPI 101-150	RPI 150+				
23- 8	0- 0	1- 2	OVERALL	4- 4	2- 0	16- 2				
13- 1	0- 0	0- 0	HOME	3- 1	1- 0	9- 0				
8- 6	0- 0	1- 2	AWAY	1- 2	0- 0	6- 2				
2- 1	0- 0	0- 0	NEUTRAL	0- 1	1- 0	1- 0				
8- 5	0- 0	0- 2	NON-CONFERENCE	1- 2	1- 0	6- 1				
5- 1	0- 0	0- 0	HOME	1- 1	0- 0	4- 0				
2- 4	0- 0	0- 2	AWAY	0- 1	0- 0	2- 1				
1- 0	0- 0	0- 0	NEUTRAL	0- 0	1- 0	0- 0				
15- 3	0- 0	1- 0	CONFERENCE	3- 2	1- 0	10- 1				
8- 0	0- 0	0- 0	HOME	2- 0	1- 0	5- 0				
6- 2	0- 0	1- 0	AWAY	1- 1	0- 0	4- 1				
1- 1	0- 0	0- 0	NEUTRAL	0- 1	0- 0	1- 0				

RPI S	Opponent	Score	RPI S	Opponent	Score	RPI S	Opponent	Score	RPI S	Opponent	Score
41	A Bowling Green	66 65	41	A Bowling Green	66 65	51	H Missouri St.	69 73	106	H Kent St.	66 53
46	A Dayton	69 102	46	A Dayton	69 102	58	A Northwestern	60 70	148	N UMBC	77 72
48	A Purdue	66 79	48	A Purdue	66 79	81	H St. Francis (PA)	71 66	153	A Cleveland St.	50 58
						87	A Central Mich.	74 78	158	H Oakland	64 36
						87	H Central Mich.	85 75	168	H Buffalo	67 53
						94	A Eastern Mich.	72 56	171	H Indiana	56 52
						94	H Eastern Mich.	65 64	172	H Milwaukee	63 59
						94	N Eastern Mich.	55 61	174	A Northern Ill.	53 57
									174	H Northern Ill.	42 31
									180	A Akron	58 49
									180	N Akron	73 65
									208	A Miami (OH)	76 65
									218	H Ohio	68 48
									233	H North Dakota	71 55
									241	A Iona	68 60
									244	A Ball St.	67 49
									244	H Ball St.	63 46
									256	A Western Mich.	63 60
									256	H Western Mich.	76 39
									291	A St. Peter's	61 33
LAST 12 Division I GAMES:											
94	N Eastern Mich.	55 61	256	H Western Mich.	76 39						
180	N Akron	73 65	218	H Ohio	68 48						
87	H Central Mich.	85 75	208	A Miami (OH)	76 65						
174	A Northern Ill.	53 57	180	A Akron	58 49						
94	H Eastern Mich.	65 64	106	H Kent St.	66 53						
244	A Ball St.	67 49	41	A Bowling Green	66 65						

Non-Div I Games:

Toledo

Towson

Average RPI Win: 216

WON-LOST

WINNING

LAST 10

STRENGTH OF

OPP. STRENGTH

TEAM

ADJ.

CONF.

ADJ CONF.

Average RPI Loss: 120

RECORD

PCT. RANK

GAMES

SCHEDULE

OF SCHEDULE

RPI

RPI

RPI

RPI

DIV. I ONLY

9- 21

269

2- 8

108

143

226

227

10

11

DIV. I NON-CONF.

6- 5

139

0- 0

200

248

155

159

11

11

TOTALS

RPI 1-25

RPI 26-50

W-L RECORDS

RPI 51-100

RPI 101-150

RPI 150+

9- 21

0- 3

0- 0

OVERALL

2- 10

1- 1

6- 7

5- 9

0- 1

0- 0

HOME

2- 5

0- 0

3- 3

4- 11

0- 2

0- 0

AWAY

0- 4

1- 1

3- 4

0- 1

0- 0

0- 0

NEUTRAL

0- 1

0- 0

0- 0

6- 5

0- 1

0- 0

NON-CONFERENCE

1- 1

1- 1

4- 2

3- 2

0- 0

0- 0

HOME

1- 1

0- 0

2- 1

3- 3

0- 1

0- 0

AWAY

0- 0

1- 1

2- 1

0- 0

0- 0

0- 0

NEUTRAL

0- 0

0- 0

0- 0

3- 16

0- 2

0- 0

CONFERENCE

1- 9

0- 0

2- 5

2- 7

0- 1

0- 0

HOME

1- 4

0- 0

1- 2

1- 8

0- 1

0- 0

AWAY

0- 4

0- 0

1- 3

0- 1

0- 0

0- 0

NEUTRAL

0- 1

0- 0

0- 0

T

T

T  
O  
W  
S  
O  
N

RPI 1-25			
RPI	S	Opponent	Score
14	A	Maryland	47 72
25	A	James Madison	61 71
25	H	James Madison	45 56

RPI 26-50			
RPI	S	Opponent	Score

RPI 51-100			
RPI	S	Opponent	Score
69	A	Old Dominion	43 71
69	H	Old Dominion	63 69
74	H	Richmond	50 66
81	H	St. Francis (PA)	65 55
82	A	UNC Wilmington	47 61
82	H	UNC Wilmington	47 76
86	A	Delaware	57 75
86	H	Delaware	52 64
90	H	VCU	65 58
95	A	Drexel	43 45
95	H	Drexel	47 58
95	N	Drexel	46 52

RPI 101+ Team's RPI: 227			
RPI	S	Opponent	Score
137	A	Loyola Maryland	59 51
148	A	UMBC	48 56
162	A	Hofstra	55 66
162	H	Hofstra	74 81
205	A	Georgia St.	56 67
205	H	Georgia St.	53 58
211	A	George Mason	59 53
240	H	Coppin St.	68 75
246	A	Northeastern	56 58
257	A	Md.-East. Shore	61 50
263	A	Canisius	52 58
284	H	Delaware St.	55 41
286	A	Mt. St. Mary's	66 48
294	H	William & Mary	66 55
302	H	Rhode Island	78 72

T  
O  
W  
S  
O  
N

LAST 12 Division I GAMES:			
95	N	Drexel	46 52
86	A	Delaware	57 75
95	H	Drexel	47 58
82	H	UNC Wilmington	47 76
211	A	George Mason	59 53
25	A	James Madison	61 71
205	A	Georgia St.	56 67
86	H	Delaware	52 64
294	H	William & Mary	66 55
95	A	Drexel	43 45
25	H	James Madison	45 56
246	A	Northeastern	56 58

Non-Div I Games:

Towson

Average RPI Win: <b>255</b>	WON-LOST	WINNING	LAST 10	STRENGTH OF	OPP. STRENGTH	TEAM	ADJ.	CONF.	ADJ CONF.
Average RPI Loss: <b>166</b>	RECORD	PCT. RANK	GAMES	SCHEDULE	OF SCHEDULE	RPI	RPI	RPI	RPI
DIV. I ONLY	3- 25	332	1- 9	120	251	309	308	17	17
DIV. I NON-CONF.	1- 10	326	0- 0	40	341	264	265	14	14
TOTALS	RPI 1-25	RPI 26-50	W-L RECORDS	RPI 51-100	RPI 101-150	RPI 150+			
3- 25	0- 1	0- 2	OVERALL	0- 4	0- 6	3- 12			
2- 8	0- 0	0- 1	HOME	0- 1	0- 3	2- 3			
0- 13	0- 1	0- 1	AWAY	0- 2	0- 3	0- 6			
1- 4	0- 0	0- 0	NEUTRAL	0- 1	0- 0	1- 3			
1- 10	0- 1	0- 0	NON-CONFERENCE	0- 3	0- 1	1- 5			
0- 2	0- 0	0- 0	HOME	0- 1	0- 0	0- 1			
0- 5	0- 1	0- 0	AWAY	0- 1	0- 1	0- 2			
1- 3	0- 0	0- 0	NEUTRAL	0- 1	0- 0	1- 2			
2- 15	0- 0	0- 2	CONFERENCE	0- 1	0- 5	2- 7			
2- 6	0- 0	0- 1	HOME	0- 0	0- 3	2- 2			
0- 8	0- 0	0- 1	AWAY	0- 1	0- 2	0- 4			
0- 1	0- 0	0- 0	NEUTRAL	0- 0	0- 0	0- 1			

RPI 1-25				RPI 26-50				RPI 51-100				RPI 101+				Team's RPI: 308
RPI	S	Opponent	Score	RPI	S	Opponent	Score	RPI	S	Opponent	Score	RPI	S	Opponent	Score	
8	A	Xavier	37 99	45	A	Middle Tenn.	52 103	63	A	UALR	48 83	121	A	American	49 83	
				45	H	Middle Tenn.	61 80	77	N	Hampton	43 61	127	H	Denver	43 66	
								91	A	Fla. Gulf Coast	48 60	131	A	Western Ky.	76 92	
								91	H	Fla. Gulf Coast	50 63	131	H	Western Ky.	61 78	
												135	A	FIU	47 71	
												135	H	FIU	53 57	
												158	A	Elon	52 83	
												179	H	Arkansas St.	69 83	
												186	A	La.-Monroe	48 65	
												186	N	La.-Monroe	51 60	
												194	A	South Ala.	62 72	
												194	H	South Ala.	66 41	
												243	A	North Florida	52 68	
												255	N	UMKC	55 62	
												264	N	Mississippi Val.	62 56	
												295	H	Jacksonville St.	58 66	
												297	A	La.-Lafayette	63 73	
												306	A	Fla. Atlantic	59 66	
												306	H	Fla. Atlantic	64 57	
												321	H	North Texas	57 72	
												328	N	Stony Brook	60 77	
LAST 12 Division I GAMES:																
				186	N	La.-Monroe	51 60					194	A	South Ala.	62 72	
				135	A	FIU	47 71					135	H	FIU	53 57	
				306	A	Fla. Atlantic	59 66					186	A	La.-Monroe	48 65	
				179	H	Arkansas St.	69 83					194	H	South Ala.	66 41	
				45	H	Middle Tenn.	61 80					131	A	Western Ky.	76 92	
				127	H	Denver	43 66					45	A	Middle Tenn.	52 103	

Non-Div I Games: Birmingham-So. 58 35 Belhaven 75 39

Troy

T  
u  
l  
a  
n  
e

T  
u  
l  
a  
n  
e

Tulane

Page 334

Average RPI Win:	237	WON-LOST	WINNING	LAST 10	STRENGTH OF	OPP. STRENGTH	TEAM	ADJ.	CONF.	ADJ CONF.
Average RPI Loss:	125	RECORD	PCT. RANK	GAMES	SCHEDULE	OF SCHEDULE	RPI	RPI	RPI	RPI
DIV. I ONLY	4- 19	320	0- 10	122	128	279	278	9	9	
DIV. I NON-CONF.	3- 3	165	0- 0	260	308	214	217	9	9	
TOTALS	RPI 1-25	RPI 26-50	W-L RECORDS	RPI 51-100	RPI 101-150	RPI 150+				
4- 19	0- 0	0- 2	OVERALL	0- 4	1- 7	3- 6				
0- 8	0- 0	0- 1	HOME	0- 2	0- 3	0- 2				
3- 10	0- 0	0- 1	AWAY	0- 2	1- 3	2- 4				
1- 1	0- 0	0- 0	NEUTRAL	0- 0	0- 1	1- 0				
3- 3	0- 0	0- 0	NON-CONFERENCE	0- 1	1- 0	2- 2				
0- 0	0- 0	0- 0	HOME	0- 0	0- 0	0- 0				
2- 3	0- 0	0- 0	AWAY	0- 1	1- 0	1- 2				
1- 0	0- 0	0- 0	NEUTRAL	0- 0	0- 0	1- 0				
1- 16	0- 0	0- 2	CONFERENCE	0- 3	0- 7	1- 4				
0- 8	0- 0	0- 1	HOME	0- 2	0- 3	0- 2				
1- 7	0- 0	0- 1	AWAY	0- 1	0- 3	1- 2				
0- 1	0- 0	0- 0	NEUTRAL	0- 0	0- 1	0- 0				

RPI S	Opponent	Score	RPI S	Opponent	Score	RPI S	Opponent	Score	RPI S	Opponent	Score	Team's RPI: 278
26	A Houston	48 78	26	H Houston	56 72	59	H UCF	48 61	104	H Memphis	58 74	
						72	A Tulane	62 73	115	A East Carolina	55 65	
						72	H Tulane	66 80	115	N East Carolina	62 71	
						95	A Drexel	47 64	116	A Rice	47 70	
									116	H Rice	53 61	
									144	A UTEP	66 69	
									144	H UTEP	62 65	
									149	A Oral Roberts	86 85	
									177	A UAB	36 59	
									178	A SMU	58 66	
									178	H SMU	56 75	
									182	A Southern Miss.	74 71	
									198	A UTSA	67 87	
									201	A La Salle	73 86	
									230	H Marshall	46 53	
									296	A Stephen F. Austin	89 87	
									321	N North Texas	83 75	
LAST 12 Division I GAMES:												
115	N East Carolina	62 71	178	A SMU	58 66							
144	H UTEP	62 65	177	A UAB	36 59							
72	A Tulane	62 73	104	H Memphis	58 74							
115	A East Carolina	55 65	59	H UCF	48 61							
230	H Marshall	46 53	116	A Rice	47 70							
26	H Houston	56 72	144	A UTEP	66 69							

Non-Div I Games: Emporia St. 64 68 Tex. A&M Int'l 83 50

Tulsa

Loss, Non-Conf, S Site, H Home A Away N Neutral

Average RPI Win:	217	WON-LOST	WINNING	LAST 10	STRENGTH OF	OPP. STRENGTH	TEAM	ADJ.	CONF.	ADJ CONF.
Average RPI Loss:	104	RECORD	PCT. RANK	GAMES	SCHEDULE	OF SCHEDULE	RPI	RPI	RPI	RPI
DIV. I ONLY	16- 15	161	6- 4	227	94	174	177	9	9	
DIV. I NON-CONF.	8- 5	105	0- 0	283	195	171	175	9	9	
<hr/>										
TOTALS	RPI 1-25	RPI 26-50	W-L RECORDS	RPI 51-100	RPI 101-150	RPI 150+				
16- 15	0- 1	0- 1	OVERALL	0- 6	4- 4	12- 3				
8- 5	0- 0	0- 1	HOME	0- 2	2- 1	6- 1				
5- 7	0- 1	0- 0	AWAY	0- 2	2- 2	3- 2				
3- 3	0- 0	0- 0	NEUTRAL	0- 2	0- 1	3- 0				
8- 5	0- 1	0- 0	NON-CONFERENCE	0- 2	1- 1	7- 1				
4- 1	0- 0	0- 0	HOME	0- 0	1- 0	3- 1				
2- 2	0- 1	0- 0	AWAY	0- 1	0- 0	2- 0				
2- 2	0- 0	0- 0	NEUTRAL	0- 1	0- 1	2- 0				
8- 10	0- 0	0- 1	CONFERENCE	0- 4	3- 3	5- 2				
4- 4	0- 0	0- 1	HOME	0- 2	1- 1	3- 0				
3- 5	0- 0	0- 0	AWAY	0- 1	2- 2	1- 2				
1- 1	0- 0	0- 0	NEUTRAL	0- 1	0- 0	1- 0				

RPI 1-25				RPI 26-50				RPI 51-100				RPI 101+ Team's RPI: 177			
RPI	S	Opponent	Score	RPI	S	Opponent	Score	RPI	S	Opponent	Score	RPI	S	Opponent	Score
12	A	Miami (FL)	52 68	26	H	Houston	65 74	59	A	UCF	55 65	104	A	Memphis	59 45
								59	H	UCF	50 53	104	H	Memphis	65 58
								59	N	UCF	47 51	115	A	East Carolina	64 71
								72	H	Tulane	53 81	115	H	East Carolina	55 56
								79	A	Missouri	73 82	116	A	Rice	52 58
								85	N	Illinois St.	55 63	133	N	South Fla.	38 59
												139	H	Clemson	67 64
												144	A	UTEP	62 56
												178	A	SMU	53 49
												182	A	Southern Miss.	43 46
												182	H	Southern Miss.	74 45
												205	A	Georgia St.	50 41
												220	H	Florida A&M	65 67
												230	A	Marshall	57 58
												230	H	Marshall	74 46
												230	N	Marshall	56 45
												232	H	Austin Peay	60 55
												244	N	Ball St.	61 56
												249	H	Belmont	61 37
												278	H	Tulsa	59 36
												297	A	La.-Lafayette	58 46
												327	H	Jackson St.	74 38
												333	N	Alabama St.	65 58
<hr/>															
LAST 12 Division I GAMES:															
				59	N	UCF	47 51	230	A	Marshall	57 58				
				230	N	Marshall	56 45	182	H	Southern Miss.	74 45				
				115	H	East Carolina	55 56	278	H	Tulsa	59 36				
				104	A	Memphis	59 45	144	A	UTEP	62 56				
				59	H	UCF	50 53	230	H	Marshall	74 46				
				178	A	SMU	53 49	115	A	East Carolina	64 71				

Non-Div I Games:

UAB

  Loss, 
  Non-Conf, 
S Site, 
  Home 
  Away 
N Neutral



Average RPI Win:	188	WON-LOST	WINNING	LAST 10	STRENGTH OF	OPP. STRENGTH	TEAM	ADJ.	CONF.	ADJ CONF.
Average RPI Loss:	105	RECORD	PCT. RANK	GAMES	SCHEDULE	OF SCHEDULE	RPI	RPI	RPI	RPI
DIV. I ONLY	23- 7	28	8- 2	129	146	62	63	17	17	
DIV. I NON-CONF.	6- 5	139	0- 0	34	39	68	68	14	14	
TOTALS	RPI 1-25	RPI 26-50	W-L RECORDS	RPI 51-100	RPI 101-150	RPI 150+				
23- 7	0- 1	2- 1	OVERALL	1- 1	6- 2	14- 2				
12- 1	0- 0	2- 0	HOME	1- 0	2- 1	7- 0				
7- 5	0- 1	0- 0	AWAY	0- 1	2- 1	5- 2				
4- 1	0- 0	0- 1	NEUTRAL	0- 0	2- 0	2- 0				
6- 5	0- 1	1- 1	NON-CONFERENCE	1- 1	1- 1	3- 1				
5- 0	0- 0	1- 0	HOME	1- 0	1- 0	2- 0				
0- 4	0- 1	0- 0	AWAY	0- 1	0- 1	0- 1				
1- 1	0- 0	0- 1	NEUTRAL	0- 0	0- 0	1- 0				
17- 2	0- 0	1- 0	CONFERENCE	0- 0	5- 1	11- 1				
7- 1	0- 0	1- 0	HOME	0- 0	1- 1	5- 0				
7- 1	0- 0	0- 0	AWAY	0- 0	2- 0	5- 1				
3- 0	0- 0	0- 0	NEUTRAL	0- 0	2- 0	1- 0				

RPI 1-25				RPI 26-50				RPI 51-100				Team's RPI: 63		RPI 101+			
RPI	S	Opponent	Score	RPI	S	Opponent	Score	RPI	S	Opponent	Score			RPI	S	Opponent	Score
6	A	Texas A&M	41 87	27	H	Louisiana Tech	59 55	89	A	Oklahoma St.	52 55			104	A	Memphis	47 64
				41	N	Bowling Green	47 56	93	H	St. Mary's (CA)	72 60			116	H	Rice	64 40
				45	H	Middle Tenn.	69 61							127	A	Denver	49 46
														127	H	Denver	46 39
														131	H	Western Ky.	64 66
														131	N	Western Ky.	66 59
														135	A	FIU	54 45
														135	N	FIU	47 37
														152	N	Montana St.	51 48
														179	A	Arkansas St.	51 54
														179	H	Arkansas St.	53 36
														182	A	Southern Miss.	47 48
														186	A	La.-Monroe	55 52
														186	H	La.-Monroe	67 61
														194	A	South Ala.	75 66
														194	N	South Ala.	73 54
														216	H	Davidson	76 51
														223	H	Loyola Marymount	54 33
														297	A	La.-Lafayette	57 52
														297	H	La.-Lafayette	51 40
														306	A	Fla. Atlantic	68 54
														308	H	Troy	83 48
														321	A	North Texas	59 54
														321	H	North Texas	59 46
LAST 12 Division I GAMES:																	
				131	N	Western Ky.	66 59	45	H	Middle Tenn.	69 61						
				135	N	FIU	47 37	131	H	Western Ky.	64 66						
				194	N	South Ala.	73 54	186	A	La.-Monroe	55 52						
				321	H	North Texas	59 46	297	A	La.-Lafayette	57 52						
				179	A	Arkansas St.	51 54	127	H	Denver	46 39						
				194	A	South Ala.	75 66	179	H	Arkansas St.	53 36						

Non-Div I Games:

UALR

■ Loss, 
 ■ Non-Conf, 
 ■ S Site, 
 ■ Home 
 ■ A Away 
 N Neutral

Average RPI Win:	207	WON-LOST	WINNING	LAST 10	STRENGTH OF	OPP. STRENGTH	TEAM	ADJ.	CONF.	ADJ CONF.
Average RPI Loss:	164	RECORD	PCT. RANK	GAMES	SCHEDULE	OF SCHEDULE	RPI	RPI	RPI	RPI
DIV. I ONLY	24- 8	35	7- 3	271	169	100	101	20	19	
DIV. I NON-CONF.	11- 2	26	1- 0	263	71	78	77	18	18	
TOTALS	RPI 1-25	RPI 26-50	W-L RECORDS	RPI 51-100	RPI 101-150	RPI 150+				
24- 8	0- 1	0- 1	OVERALL	2- 0	5- 2	17- 4				
12- 3	0- 0	0- 0	HOME	2- 0	1- 1	9- 2				
10- 5	0- 1	0- 1	AWAY	0- 0	3- 1	7- 2				
2- 0	0- 0	0- 0	NEUTRAL	0- 0	1- 0	1- 0				
11- 2	0- 1	0- 1	NON-CONFERENCE	2- 0	2- 0	7- 0				
6- 0	0- 0	0- 0	HOME	2- 0	0- 0	4- 0				
5- 2	0- 1	0- 1	AWAY	0- 0	2- 0	3- 0				
0- 0	0- 0	0- 0	NEUTRAL	0- 0	0- 0	0- 0				
13- 6	0- 0	0- 0	CONFERENCE	0- 0	3- 2	10- 4				
6- 3	0- 0	0- 0	HOME	0- 0	1- 1	5- 2				
5- 3	0- 0	0- 0	AWAY	0- 0	1- 1	4- 2				
2- 0	0- 0	0- 0	NEUTRAL	0- 0	1- 0	1- 0				

RPI 1-25				RPI 26-50				RPI 51-100				RPI 101+ Team's RPI: 101			
RPI	S	Opponent	Score	RPI	S	Opponent	Score	RPI	S	Opponent	Score	RPI	S	Opponent	Score
9	A	UCLA	49 65	39	A	Kansas St.	41 61	55	H	South Carolina	61 52	107	A	Pepperdine	70 62
								93	H	St. Mary's (CA)	71 62	114	A	UC Riverside	50 72
												114	H	UC Riverside	62 74
												114	N	UC Riverside	44 39
												119	A	Wichita St.	78 66
												122	A	UC Santa Barbara	63 55
												122	H	UC Santa Barbara	74 70
												155	H	Washington St.	77 38
												170	A	Cal Poly	65 74
												170	H	Cal Poly	81 61
												170	N	Cal Poly	66 49
												183	A	UC Irvine	91 72
												183	H	UC Irvine	72 45
												183	H	UC Irvine	83 67
												210	H	Yale	73 62
												247	H	Santa Clara	70 54
												258	H	Seattle	80 75
												280	A	Pacific	65 57
												280	H	Pacific	60 65
												282	A	Cal St. Fullerton	73 58
												282	H	Cal St. Fullerton	56 58
												300	A	Long Beach St.	59 60
												300	H	Long Beach St.	85 67
												315	A	Cal St. Northridge	56 44
												315	H	Cal St. Northridge	78 56
												324	A	San Francisco	69 45
LAST 12 Division I GAMES:															
				170	N	Cal Poly	66 49					114	H	UC Riverside	62 74
				114	N	UC Riverside	44 39					258	H	Seattle	80 75
				183	H	UC Irvine	72 45					300	A	Long Beach St.	59 60
				282	A	Cal St. Fullerton	73 58					280	H	Pacific	60 65
				315	A	Cal St. Northridge	56 44					122	H	UC Santa Barbara	74 70
				183	H	UC Irvine	83 67					170	H	Cal Poly	81 61

Non-Div I Games:

UC Davis

■ Loss, 
 ■ Non-Conf, 
 ■ S Site, 
 ■ Home 
 ■ A Away 
 N Neutral

RPI	S	Opponent	Score
330	A	Sacramento St.	78 55
334	A	San Jose St.	102 62

U  
C  
D  
a  
v  
i  
s

U  
C  
D  
a  
v  
i  
s

UC Davis

U  
C  
I  
r  
v  
i  
n  
e

UC Irvine				Through Games Of Sunday, March 13, 2011						
Average RPI Win:	214	WON-LOST	WINNING	LAST 10	STRENGTH OF	OPP. STRENGTH	TEAM	ADJ.	CONF.	ADJ CONF.
Average RPI Loss:	162	RECORD	PCT. RANK	GAMES	SCHEDULE	OF SCHEDULE	RPI	RPI	RPI	RPI
DIV. I ONLY	15- 15	165	3- 7	182	225	183	183	20	19	
DIV. I NON-CONF.	8- 5	105	0- 1	114	239	102	105	18	18	
<hr/>										
TOTALS	RPI 1-25	RPI 26-50	W-L RECORDS	RPI 51-100	RPI 101-150	RPI 150+				
15- 15	0- 0	0- 1	OVERALL	1- 0	3- 7	11- 7				
9- 6	0- 0	0- 0	HOME	1- 0	2- 3	6- 3				
6- 9	0- 0	0- 1	AWAY	0- 0	1- 4	5- 4				
0- 0	0- 0	0- 0	NEUTRAL	0- 0	0- 0	0- 0				
8- 5	0- 0	0- 1	NON-CONFERENCE	1- 0	2- 1	5- 3				
6- 1	0- 0	0- 0	HOME	1- 0	2- 0	3- 1				
2- 4	0- 0	0- 1	AWAY	0- 0	0- 1	2- 2				
0- 0	0- 0	0- 0	NEUTRAL	0- 0	0- 0	0- 0				
7- 10	0- 0	0- 0	CONFERENCE	0- 0	1- 6	6- 4				
3- 5	0- 0	0- 0	HOME	0- 0	0- 3	3- 2				
4- 5	0- 0	0- 0	AWAY	0- 0	1- 3	3- 2				
0- 0	0- 0	0- 0	NEUTRAL	0- 0	0- 0	0- 0				
<hr/>										
RPI 1-25			RPI 26-50		RPI 51-100		RPI 101+		Team's RPI: 183	
RPI S	Opponent	Score	RPI S	Opponent	Score	RPI S	Opponent	Score	RPI S	Opponent
47	A Fresno St.	63 67	78	H Wyoming	65 53	101	A UC Davis	45 72	101	A UC Davis
						101	A UC Davis	67 83	101	A UC Davis
						101	H UC Davis	72 91	101	H UC Davis
						107	H Pepperdine	81 75	107	H Pepperdine
						114	A UC Riverside	53 46	114	A UC Riverside
						114	H UC Riverside	62 66	114	H UC Riverside
						122	A UC Santa Barbara	56 70	122	A UC Santa Barbara
						122	H UC Santa Barbara	58 69	122	H UC Santa Barbara
						132	H Portland St.	75 61	132	H Portland St.
						144	A UTEP	57 72	144	A UTEP
						151	A San Diego St.	68 66	151	A San Diego St.
						156	A New Mexico	59 71	156	A New Mexico
						170	A Cal Poly	70 80	170	A Cal Poly
						170	H Cal Poly	70 72	170	H Cal Poly
						193	H Portland	73 56	193	H Portland
						197	H Cal St. Bakersfield	74 85	197	H Cal St. Bakersfield
						214	H Northern Colo.	66 52	214	H Northern Colo.
						223	H Loyola Marymount	60 39	223	H Loyola Marymount
						258	A Seattle	69 55	258	A Seattle
						267	A Eastern Wash.	67 75	267	A Eastern Wash.
<hr/>										
LAST 12 Division I GAMES:										
101	A UC Davis	45 72	170	A Cal Poly	70 80	280	A Pacific	69 58	280	A Pacific
114	H UC Riverside	62 66	122	A UC Santa Barbara	56 70	280	H Pacific	74 66	280	H Pacific
197	H Cal St. Bakersfield	74 85	315	H Cal St. Northridge	72 82	282	A Cal St. Fullerton	70 65	282	A Cal St. Fullerton
101	A UC Davis	67 83	282	H Cal St. Fullerton	81 77	282	H Cal St. Fullerton	81 77	282	H Cal St. Fullerton
280	A Pacific	69 58	101	H UC Davis	72 91	300	A Long Beach St.	79 80	300	A Long Beach St.
280	H Pacific	74 66	315	A Cal St. Northridge	59 53	300	H Long Beach St.	77 59	300	H Long Beach St.

U  
C  
I  
r  
v  
i  
n  
e

Non-Div I Games:

UC Irvine

RPI	S	Opponent	Score	
315	A	Cal St. Northridge	59	53
315	H	Cal St. Northridge	72	82

U  
C  
I  
r  
v  
i  
n  
e

U  
C  
I  
r  
v  
i  
n  
e

UC Irvine

## UC Riverside

Through Games Of Sunday, March 13, 2011

Average RPI Win:	211	WON-LOST	WINNING	LAST 10	STRENGTH OF	OPP. STRENGTH	TEAM	ADJ.	CONF.	ADJ CONF.
Average RPI Loss:	121	RECORD	PCT. RANK	GAMES	SCHEDULE	OF SCHEDULE	RPI	RPI	RPI	RPI
DIV. I ONLY	19- 12	106	7- 3	145	178	113	114	20	19	
DIV. I NON-CONF.	7- 6	154	0- 0	48	50	85	86	18	18	
TOTALS	RPI 1-25	RPI 26-50	W-L RECORDS	RPI 51-100	RPI 101-150	RPI 150+				
19- 12	0- 2	0- 2	OVERALL	0- 1	5- 3	14- 4				
11- 4	0- 0	0- 1	HOME	0- 0	3- 1	8- 2				
7- 7	0- 2	0- 1	AWAY	0- 1	2- 1	5- 2				
1- 1	0- 0	0- 0	NEUTRAL	0- 0	0- 1	1- 0				
7- 6	0- 2	0- 2	NON-CONFERENCE	0- 1	2- 1	5- 0				
4- 2	0- 0	0- 1	HOME	0- 0	1- 1	3- 0				
2- 4	0- 2	0- 1	AWAY	0- 1	1- 0	1- 0				
1- 0	0- 0	0- 0	NEUTRAL	0- 0	0- 0	1- 0				
12- 6	0- 0	0- 0	CONFERENCE	0- 0	3- 2	9- 4				
7- 2	0- 0	0- 0	HOME	0- 0	2- 0	5- 2				
5- 3	0- 0	0- 0	AWAY	0- 0	1- 1	4- 2				
0- 1	0- 0	0- 0	NEUTRAL	0- 0	0- 1	0- 0				

RPI 1-25					RPI 26-50					RPI 51-100					RPI 101+					Team's RPI: 114	
RPI	S	Opponent	Score		RPI	S	Opponent	Score		RPI	S	Opponent	Score		RPI	S	Opponent	Score			
11	A	DePaul	47	91	40	H	Arizona St.	47	58	79	A	Missouri	65	68	101	A	UC Davis	74	62		
12	A	Miami (FL)	59	81	47	A	Fresno St.	57	80						101	H	UC Davis	72	50		
															101	N	UC Davis	39	44		
															107	H	Pepperdine	61	65		
															122	A	UC Santa Barbara	37	59		
															122	H	UC Santa Barbara	81	48		
															134	H	Montana	52	34		
															141	A	Washington	59	54		
															152	H	Montana St.	68	63		
															154	A	Oregon	74	69		
															170	A	Cal Poly	48	57		
															170	H	Cal Poly	78	70		
															183	A	UC Irvine	66	62		
															183	H	UC Irvine	46	53		
															197	H	Cal St. Bakersfield	82	71		
															217	N	Morgan St.	60	44		
															258	H	Seattle	65	56		
															280	A	Pacific	72	56		
															280	H	Pacific	59	62		
															282	A	Cal St. Fullerton	73	61		
															282	H	Cal St. Fullerton	74	60		
															300	A	Long Beach St.	68	70		
															300	H	Long Beach St.	83	65		
															300	H	Long Beach St.	83	65		
															315	A	Cal St. Northridge	77	48		
															315	H	Cal St. Northridge	64	53		
LAST 12 Division I GAMES:																					
					101	N	UC Davis	39	44						170	H	Cal Poly	78	70		
					300	H	Long Beach St.	83	65						300	A	Long Beach St.	68	70		
					183	A	UC Irvine	66	62						122	A	UC Santa Barbara	37	59		
					300	H	Long Beach St.	83	65						282	H	Cal St. Fullerton	74	60		
					280	A	Pacific	72	56						315	A	Cal St. Northridge	77	48		
					101	A	UC Davis	74	62						280	H	Pacific	59	62		

Non-Div I Games:

UC Riverside

■ Loss, 
 ■ Non-Conf, 
 ■ S Site, 
 ■ Home 
 ■ A Away 
 N Neutral

Average RPI Win:	232	WON-LOST	WINNING	LAST 10	STRENGTH OF	OPP. STRENGTH	TEAM	ADJ.	CONF.	ADJ CONF.
Average RPI Loss:	118	RECORD	PCT. RANK	GAMES	SCHEDULE	OF SCHEDULE	RPI	RPI	RPI	RPI
DIV. I ONLY	19- 11	91	8- 2	183	204	122	122	20	19	
DIV. I NON-CONF.	7- 6	154	1- 0	70	160	104	103	18	18	
TOTALS	RPI 1-25	RPI 26-50	W-L RECORDS	RPI 51-100	RPI 101-150	RPI 150+				
19- 11	0- 1	1- 1	OVERALL	0- 1	2- 5	16- 3				
9- 5	0- 0	0- 0	HOME	0- 0	2- 2	7- 3				
9- 6	0- 1	0- 1	AWAY	0- 1	0- 3	9- 0				
1- 0	0- 0	1- 0	NEUTRAL	0- 0	0- 0	0- 0				
7- 6	0- 1	1- 1	NON-CONFERENCE	0- 1	1- 2	5- 1				
3- 2	0- 0	0- 0	HOME	0- 0	1- 1	2- 1				
3- 4	0- 1	0- 1	AWAY	0- 1	0- 1	3- 0				
1- 0	0- 0	1- 0	NEUTRAL	0- 0	0- 0	0- 0				
12- 5	0- 0	0- 0	CONFERENCE	0- 0	1- 3	11- 2				
6- 3	0- 0	0- 0	HOME	0- 0	1- 1	5- 2				
6- 2	0- 0	0- 0	AWAY	0- 0	0- 2	6- 0				
0- 0	0- 0	0- 0	NEUTRAL	0- 0	0- 0	0- 0				

RPI S	Opponent	Score	RPI S	Opponent	Score	RPI S	Opponent	Score	RPI S	Opponent	Score	Team's RPI: 122
9	A UCLA	52 66	32	A St. John's (NY)	47 56	93	A St. Mary's (CA)	53 77	101	A UC Davis	70 74	
			47	N Fresno St.	64 62				101	H UC Davis	55 63	
									107	A Pepperdine	56 68	
									114	A UC Riverside	48 81	
									114	H UC Riverside	59 37	
									132	H Portland St.	66 69	
									144	H UTEP	68 50	
									163	H Idaho	63 64	
									170	A Cal Poly	78 64	
									170	H Cal Poly	51 54	
									183	A UC Irvine	69 58	
									183	H UC Irvine	70 56	
									197	A Cal St. Bakersfield	86 83	
									213	A Siena	71 49	
									214	H Northern Colo.	63 54	
									258	H Seattle	67 57	
									280	A Pacific	69 62	
									280	H Pacific	45 49	
									280	H Pacific	56 47	
									282	A Cal St. Fullerton	73 70	
									282	H Cal St. Fullerton	69 32	
									300	A Long Beach St.	70 43	
									300	H Long Beach St.	74 70	
									315	A Cal St. Northridge	71 48	
									315	H Cal St. Northridge	71 52	
									324	A San Francisco	71 38	
LAST 12 Division I GAMES:												
280	H	Pacific	45	49	114	H	UC Riverside	59	37			
170	A	Cal Poly	78	64	183	H	UC Irvine	70	56			
315	H	Cal St. Northridge	71	52	101	A	UC Davis	70	74			
300	H	Long Beach St.	74	70	280	A	Pacific	69	62			
258	H	Seattle	67	57	315	A	Cal St. Northridge	71	48			
282	A	Cal St. Fullerton	73	70	170	H	Cal Poly	51	54			

Non-Div I Games:

UC Santa Barbara

■ Loss, 
 ■ Non-Conf, 
 ■ S Site, 
 ■ Home 
 ■ A Away 
 N Neutral

Average RPI Win:	155	WON-LOST	WINNING	LAST 10	STRENGTH OF	OPP. STRENGTH	TEAM	ADJ.	CONF.	ADJ CONF.
Average RPI Loss:	100	RECORD	PCT. RANK	GAMES	SCHEDULE	OF SCHEDULE	RPI	RPI	RPI	RPI
DIV. I ONLY	21- 10	61	10- 0	61	98	56	59	9	9	
DIV. I NON-CONF.	6- 6	165	0- 0	36	103	89	89	9	9	
TOTALS	RPI 1-25	RPI 26-50	W-L RECORDS	RPI 51-100	RPI 101-150	RPI 150+				
21- 10	0- 2	0- 3	OVERALL	3- 0	8- 2	10- 3				
11- 2	0- 0	0- 2	HOME	2- 0	5- 0	4- 0				
6- 8	0- 2	0- 1	AWAY	0- 0	2- 2	4- 3				
4- 0	0- 0	0- 0	NEUTRAL	1- 0	1- 0	2- 0				
6- 6	0- 2	0- 2	NON-CONFERENCE	1- 0	3- 0	2- 2				
4- 1	0- 0	0- 1	HOME	1- 0	2- 0	1- 0				
1- 5	0- 2	0- 1	AWAY	0- 0	1- 0	0- 2				
1- 0	0- 0	0- 0	NEUTRAL	0- 0	0- 0	1- 0				
15- 4	0- 0	0- 1	CONFERENCE	2- 0	5- 2	8- 1				
7- 1	0- 0	0- 1	HOME	1- 0	3- 0	3- 0				
5- 3	0- 0	0- 0	AWAY	0- 0	1- 2	4- 1				
3- 0	0- 0	0- 0	NEUTRAL	1- 0	1- 0	1- 0				

RPI 1-25				RPI 26-50				RPI 51-100				Team's RPI: 59	RPI 101+			
RPI	S	Opponent	Score	RPI	S	Opponent	Score	RPI	S	Opponent	Score		RPI	S	Opponent	Score
15	A	Florida St.	51 69	26	H	Houston	68 71	72	H	Tulane	73 69		103	H	Tennessee Tech	79 69
25	A	James Madison	78 82	43	A	Florida	67 77	72	N	Tulane	85 73		104	A	Memphis	53 74
				45	H	Middle Tenn.	73 77	74	H	Richmond	79 53		104	H	Memphis	70 52
													104	N	Memphis	81 63
													115	A	East Carolina	58 65
													115	H	East Carolina	69 52
													116	A	Rice	81 68
													131	H	Western Ky.	66 55
													135	A	FIU	74 65
													144	H	UTEP	68 65
													160	A	Wright St.	65 73
													177	A	UAB	53 50
													177	H	UAB	65 55
													177	N	UAB	51 47
													178	A	SMU	63 70
													182	A	Southern Miss.	72 65
													182	H	Southern Miss.	67 43
													212	H	Jacksonville	92 59
													230	A	Marshall	71 59
													230	H	Marshall	68 40
													241	N	Iona	59 48
													278	A	Tulsa	61 48
													289	A	Savannah St.	54 56
LAST 12 Division I GAMES:																
				72	N	Tulane	85 73			115	H	East Carolina	69 52			
				104	N	Memphis	81 63			72	H	Tulane	73 69			
				177	N	UAB	51 47			230	A	Marshall	71 59			
				104	H	Memphis	70 52			144	H	UTEP	68 65			
				182	A	Southern Miss.	72 65			278	A	Tulsa	61 48			
				177	A	UAB	53 50			115	A	East Carolina	58 65			

Non-Div I Games: Valdosta St. 72 44

UCF



Average RPI Win:	115	WON-LOST	WINNING	LAST 10	STRENGTH OF	OPP. STRENGTH	TEAM	ADJ.	CONF.	ADJ CONF.
Average RPI Loss:	16	RECORD	PCT. RANK	GAMES	SCHEDULE	OF SCHEDULE	RPI	RPI	RPI	RPI
DIV. I ONLY	27- 4	11	8- 2	34	43	9	9	6	6	
DIV. I NON-CONF.	10- 1	20	0- 0	41	56	10	10	6	6	
TOTALS	RPI 1-25	RPI 26-50	W-L RECORDS	RPI 51-100	RPI 101-150	RPI 150+				
27- 4	1- 3	5- 1	OVERALL	6- 0	5- 0	10- 0				
12- 2	0- 1	3- 1	HOME	2- 0	3- 0	4- 0				
13- 1	1- 1	2- 0	AWAY	3- 0	1- 0	6- 0				
2- 1	0- 1	0- 0	NEUTRAL	1- 0	1- 0	0- 0				
10- 1	1- 0	1- 1	NON-CONFERENCE	1- 0	3- 0	4- 0				
4- 1	0- 0	1- 1	HOME	0- 0	2- 0	1- 0				
5- 0	1- 0	0- 0	AWAY	1- 0	0- 0	3- 0				
1- 0	0- 0	0- 0	NEUTRAL	0- 0	1- 0	0- 0				
17- 3	0- 3	4- 0	CONFERENCE	5- 0	2- 0	6- 0				
8- 1	0- 1	2- 0	HOME	2- 0	1- 0	3- 0				
8- 1	0- 1	2- 0	AWAY	2- 0	1- 0	3- 0				
1- 1	0- 1	0- 0	NEUTRAL	1- 0	0- 0	0- 0				

RPI	S	Opponent	Score	RPI	S	Opponent	Score	RPI	S	Opponent	Score	RPI	S	Opponent	Score
5	A	Stanford	38 64	37	H	Temple	71 61	64	A	Arizona	74 70	101	H	UC Davis	65 49
5	H	Stanford	53 67	40	A	Arizona St.	61 45	64	H	Arizona	70 60	115	N	East Carolina	81 67
5	N	Stanford	55 64	40	H	Arizona St.	70 60	83	A	California	65 56	122	H	UC Santa Barbara	66 52
10	A	Notre Dame	86 83	44	A	Southern California	74 67	83	H	California	63 48	141	A	Washington	60 48
				44	H	Southern California	61 42	83	N	California	63 50	141	H	Washington	60 42
				49	H	LSU	53 55	93	A	St. Mary's (CA)	75 59	151	A	San Diego St.	55 48
												152	H	Montana St.	54 44
												154	A	Oregon	75 48
												154	H	Oregon	87 57
												155	A	Washington St.	80 55
												155	H	Washington St.	66 48
												215	A	Oregon St.	58 48
												215	H	Oregon St.	58 46
												223	A	Loyola Marymount	67 43
												236	A	Hawaii	72 44
LAST 12 Division I GAMES:															
5	N	Stanford	55 64	5	H	Stanford	53 67								
83	N	California	63 50	83	H	California	63 48								
155	H	Washington St.	66 48	215	A	Oregon St.	58 48								
141	H	Washington	60 42	154	A	Oregon	75 48								
40	A	Arizona St.	61 45	44	A	Southern California	74 67								
64	A	Arizona	74 70	64	H	Arizona	70 60								

Non-Div I Games:

UCLA

Average RPI Win:	248	WON-LOST	WINNING	LAST 10	STRENGTH OF	OPP. STRENGTH	TEAM	ADJ.	CONF.	ADJ CONF.
Average RPI Loss:	149	RECORD	PCT. RANK	GAMES	SCHEDULE	OF SCHEDULE	RPI	RPI	RPI	RPI
DIV. I ONLY	20- 11	84	8- 2	267	242	147	148	30	30	
DIV. I NON-CONF.	6- 7	186	0- 0	119	140	150	149	25	25	
TOTALS	RPI 1-25	RPI 26-50	W-L RECORDS	RPI 51-100	RPI 101-150	RPI 150+				
20- 11	0- 1	0- 0	OVERALL	0- 4	4- 1	16- 5				
12- 1	0- 0	0- 0	HOME	0- 1	2- 0	10- 0				
6- 9	0- 1	0- 0	AWAY	0- 2	2- 1	4- 5				
2- 1	0- 0	0- 0	NEUTRAL	0- 1	0- 0	2- 0				
6- 7	0- 1	0- 0	NON-CONFERENCE	0- 4	2- 0	4- 2				
4- 1	0- 0	0- 0	HOME	0- 1	1- 0	3- 0				
1- 5	0- 1	0- 0	AWAY	0- 2	1- 0	0- 2				
1- 1	0- 0	0- 0	NEUTRAL	0- 1	0- 0	1- 0				
14- 4	0- 0	0- 0	CONFERENCE	0- 0	2- 1	12- 3				
8- 0	0- 0	0- 0	HOME	0- 0	1- 0	7- 0				
5- 4	0- 0	0- 0	AWAY	0- 0	1- 1	4- 3				
1- 0	0- 0	0- 0	NEUTRAL	0- 0	0- 0	1- 0				

RPI 1-25				RPI 26-50				RPI 51-100				RPI 101+ Team's RPI: 148			
RPI	S	Opponent	Score	RPI	S	Opponent	Score	RPI	S	Opponent	Score	RPI	S	Opponent	Score
14	A	Maryland	45 71					60	N	Toledo	72 77	137	H	Loyola Maryland	60 57
								62	A	Virginia	46 61	140	A	Navy	65 56
								68	H	St. Joseph's	50 64	147	A	Hartford	53 48
								86	A	Delaware	44 59	147	A	Hartford	48 66
												147	H	Hartford	67 60
												199	A	Boston U.	39 65
												199	H	Boston U.	62 52
												202	A	Binghamton	40 47
												202	H	Binghamton	55 38
												211	A	George Mason	38 54
												226	A	Albany (NY)	59 53
												226	H	Albany (NY)	62 55
												227	H	Towson	56 48
												240	H	Coppin St.	58 51
												257	A	Md.-East. Shore	52 64
												265	H	Bucknell	63 57
												285	N	Brown	75 55
												287	A	New Hampshire	63 55
												287	H	New Hampshire	69 51
												311	A	Vermont	43 32
												311	H	Vermont	69 54
												328	A	Stony Brook	65 52
												328	H	Stony Brook	65 57
												328	N	Stony Brook	74 65
												335	A	Maine	57 60
												335	H	Maine	56 49
LAST 12 Division I GAMES:															
147	A	Hartford	48 66	311	A	Vermont	43 32								
328	N	Stony Brook	74 65	335	H	Maine	56 49								
226	H	Albany (NY)	62 55	202	A	Binghamton	40 47								
147	A	Hartford	53 48	328	H	Stony Brook	65 57								
199	H	Boston U.	62 52	226	A	Albany (NY)	59 53								
287	A	New Hampshire	63 55	287	H	New Hampshire	69 51								

Non-Div I Games:

UMBC

■ Loss, 
 ■ Non-Conf, 
 ■ S Site, 
 ■ H Home 
 ■ A Away 
 N Neutral

Average RPI Win:	276	WON-LOST	WINNING	LAST 10	STRENGTH OF	OPP. STRENGTH	TEAM	ADJ.	CONF.	ADJ CONF.
Average RPI Loss:	160	RECORD	PCT. RANK	GAMES	SCHEDULE	OF SCHEDULE	RPI	RPI	RPI	RPI
DIV. I ONLY	13- 16	196	5- 5	310	274	257	255	26	26	
DIV. I NON-CONF.	4- 6	213	0- 0	291	172	262	264	28	28	
TOTALS	RPI 1-25	RPI 26-50	W-L RECORDS	RPI 51-100	RPI 101-150	RPI 150+				
13- 16	0- 0	0- 0	OVERALL	0- 4	1- 4	12- 8				
7- 5	0- 0	0- 0	HOME	0- 1	1- 1	6- 3				
4- 9	0- 0	0- 0	AWAY	0- 2	0- 3	4- 4				
2- 2	0- 0	0- 0	NEUTRAL	0- 1	0- 0	2- 1				
4- 6	0- 0	0- 0	NON-CONFERENCE	0- 4	0- 1	4- 1				
1- 2	0- 0	0- 0	HOME	0- 1	0- 0	1- 1				
1- 3	0- 0	0- 0	AWAY	0- 2	0- 1	1- 0				
2- 1	0- 0	0- 0	NEUTRAL	0- 1	0- 0	2- 0				
9- 10	0- 0	0- 0	CONFERENCE	0- 0	1- 3	8- 7				
6- 3	0- 0	0- 0	HOME	0- 0	1- 1	5- 2				
3- 6	0- 0	0- 0	AWAY	0- 0	0- 2	3- 4				
0- 1	0- 0	0- 0	NEUTRAL	0- 0	0- 0	0- 1				

RPI S	Opponent	Score	RPI S	Opponent	Score	RPI S	Opponent	Score	RPI S	Opponent	Score	Team's RPI: 255
						71	A Kansas	41 56	118	A South Dakota St.	57 82	
						79	A Missouri	48 72	118	H South Dakota St.	59 81	
						84	N Lamar	56 69	130	A Drake	54 71	
						94	H Eastern Mich.	58 64	149	A Oral Roberts	79 90	
									149	H Oral Roberts	81 77	
									158	A Oakland	50 75	
									158	H Oakland	61 63	
									161	A IPFW	58 60	
									161	H IPFW	80 71	
									161	N IPFW	53 68	
									225	A North Dakota St.	65 70	
									225	H North Dakota St.	59 71	
									235	H SIU Edwardsville	71 59	
									238	A Southern Utah	71 68	
									238	H Southern Utah	73 66	
									290	H Texas-Arlington	68 75	
									299	A Western Ill.	53 47	
									299	H Western Ill.	58 51	
									308	N Troy	62 55	
									309	N Bethune-Cookman	60 51	
									329	A Houston Baptist	59 50	
									337	A IUPUI	61 75	
									337	H IUPUI	73 55	
									342	A Centenary (LA)	98 49	
									342	H Centenary (LA)	96 54	
LAST 12 Division I GAMES:												
			161	N IPFW	53 68	342	H Centenary (LA)	96 54				
			158	H Oakland	61 63	238	A Southern Utah	71 68				
			161	H IPFW	80 71	118	A South Dakota St.	57 82				
			299	A Western Ill.	53 47	225	A North Dakota St.	65 70				
			337	A IUPUI	61 75	337	H IUPUI	73 55				
			149	H Oral Roberts	81 77	299	H Western Ill.	58 51				

Non-Div I Games: Rockhurst 80 40

UMKC

■ Loss, 
 ■ Non-Conf, 
 ■ S Site, 
 ■ Home 
 ■ A Away 
 N Neutral

## UNC Asheville

Through Games Of Sunday, March 13, 2011

Average RPI Win:	257	WON-LOST	WINNING	LAST 10	STRENGTH OF	OPP. STRENGTH	TEAM	ADJ.	CONF.	ADJ CONF.
Average RPI Loss:	197	RECORD	PCT. RANK	GAMES	SCHEDULE	OF SCHEDULE	RPI	RPI	RPI	RPI
DIV. I ONLY	11- 17	229	3- 7	313	272	278	283	22	22	
DIV. I NON-CONF.	6- 5	139	0- 1	308	267	233	236	22	22	
TOTALS	RPI 1-25	RPI 26-50	W-L RECORDS	RPI 51-100	RPI 101-150	RPI 150+				
11- 17	0- 1	0- 0	OVERALL	0- 1	1- 4	10- 11				
4- 9	0- 0	0- 0	HOME	0- 0	0- 2	4- 7				
7- 7	0- 1	0- 0	AWAY	0- 1	1- 1	6- 4				
0- 1	0- 0	0- 0	NEUTRAL	0- 0	0- 1	0- 0				
6- 5	0- 1	0- 0	NON-CONFERENCE	0- 1	0- 0	6- 3				
3- 2	0- 0	0- 0	HOME	0- 0	0- 0	3- 2				
3- 3	0- 1	0- 0	AWAY	0- 1	0- 0	3- 1				
0- 0	0- 0	0- 0	NEUTRAL	0- 0	0- 0	0- 0				
5- 12	0- 0	0- 0	CONFERENCE	0- 0	1- 4	4- 8				
1- 7	0- 0	0- 0	HOME	0- 0	0- 2	1- 5				
4- 4	0- 0	0- 0	AWAY	0- 0	1- 1	3- 3				
0- 1	0- 0	0- 0	NEUTRAL	0- 0	0- 1	0- 0				

RPI	S	Opponent	Score	RPI	S	Opponent	Score	RPI	S	Opponent	Score	RPI	S	Opponent	Score	Team's RPI: 283
24	A	Marquette	46 75					57	A	Appalachian St.	71 99	109	A	Liberty	58 72	
												109	H	Liberty	44 61	
												142	A	Gardner-Webb	60 59	
												142	H	Gardner-Webb	65 68	
												142	N	Gardner-Webb	58 69	
												184	A	High Point	58 106	
												184	H	High Point	75 94	
												195	H	S.C. Upstate	95 76	
												222	A	Radford	70 60	
												222	H	Radford	69 81	
												229	H	Furman	86 75	
												234	H	Western Caro.	59 78	
												248	A	Charleston So.	74 85	
												248	H	Charleston So.	79 98	
												260	A	Campbell	78 75	
												271	A	Longwood	73 77	
												271	H	Longwood	66 76	
												277	A	Coastal Caro.	65 53	
												277	H	Coastal Caro.	67 64	
												279	A	Winthrop	66 61	
												279	H	Winthrop	64 71	
												293	H	South Carolina St.	84 69	
												310	A	Presbyterian	51 53	
												310	H	Presbyterian	68 74	
												325	A	N.C. Central	67 56	
												332	A	Mercer	76 73	
LAST 12 Division I GAMES:																
142	N	Gardner-Webb	58 69	142	H	Gardner-Webb	65 68									
184	A	High Point	58 106	310	H	Presbyterian	68 74									
109	A	Liberty	58 72	271	A	Longwood	73 77									
279	A	Winthrop	66 61	222	A	Radford	70 60									
277	H	Coastal Caro.	67 64	310	A	Presbyterian	51 53									
248	H	Charleston So.	79 98	142	A	Gardner-Webb	60 59									

Non-Div I Games: Montreat 78 65 Brevard 61 71

UNC Asheville

Loss, Non-Conf, S Site, H Home A Away N Neutral

## UNC Greensboro

Through Games Of Sunday, March 13, 2011

Average RPI Win:	236	WON-LOST	WINNING	LAST 10	STRENGTH OF	OPP. STRENGTH	TEAM	ADJ.	CONF.	ADJ CONF.
Average RPI Loss:	147	RECORD	PCT. RANK	GAMES	SCHEDULE	OF SCHEDULE	RPI	RPI	RPI	RPI
DIV. I ONLY	13- 16	196	4- 6	173	201	203	206	16	16	
DIV. I NON-CONF.	3- 5	221	0- 0	81	247	174	178	17	17	
TOTALS	RPI 1-25	RPI 26-50	W-L RECORDS	RPI 51-100	RPI 101-150	RPI 150+				
13- 16	0- 1	0- 0	OVERALL	0- 5	0- 3	13- 7				
6- 7	0- 0	0- 0	HOME	0- 3	0- 1	6- 3				
6- 8	0- 1	0- 0	AWAY	0- 2	0- 2	6- 3				
1- 1	0- 0	0- 0	NEUTRAL	0- 0	0- 0	1- 1				
3- 5	0- 1	0- 0	NON-CONFERENCE	0- 1	0- 1	3- 2				
1- 2	0- 0	0- 0	HOME	0- 1	0- 0	1- 1				
1- 3	0- 1	0- 0	AWAY	0- 0	0- 1	1- 1				
1- 0	0- 0	0- 0	NEUTRAL	0- 0	0- 0	1- 0				
10- 11	0- 0	0- 0	CONFERENCE	0- 4	0- 2	10- 5				
5- 5	0- 0	0- 0	HOME	0- 2	0- 1	5- 2				
5- 5	0- 0	0- 0	AWAY	0- 2	0- 1	5- 2				
0- 1	0- 0	0- 0	NEUTRAL	0- 0	0- 0	0- 1				

RPI 1-25			RPI 26-50			RPI 51-100			RPI 101+ Team's RPI: 206		
RPI	S	Opponent	Score	RPI	S	Opponent	Score	RPI	S	Opponent	Score
12	A	Miami (FL)	60 78					136	A	Chattanooga	63 72
						57	A	Appalachian St.	57	80	
						57	H	Appalachian St.	72	83	
						80	A	Samford	46	66	
						80	H	Samford	52	59	
						82	H	UNC Wilmington	58	62	
								136	H	Chattanooga	53 65
								139	A	Clemson	55 71
								158	A	Elon	71 66
								158	H	Elon	61 63
								184	H	High Point	60 79
								204	N	Eastern Ill.	66 58
								216	A	Davidson	59 58
								216	H	Davidson	52 53
								217	A	Morgan St.	66 47
								222	H	Radford	73 58
								229	A	Furman	42 67
								229	H	Furman	71 61
								234	A	Western Caro.	56 50
								234	H	Western Caro.	57 53
								245	A	Ga. Southern	67 68
								245	H	Ga. Southern	55 51
								248	A	Charleston So.	67 77
								254	A	Col. of Charleston	50 45
								254	H	Col. of Charleston	76 64
								298	A	Wofford	60 51
								298	H	Wofford	80 67
								298	N	Wofford	64 69
LAST 12 Division I GAMES:											
298	N	Wofford	64 69	234	H	Western Caro.	57 53				
57	A	Appalachian St.	57 80	245	A	Ga. Southern	67 68				
80	H	Samford	52 59	229	A	Furman	42 67				
136	H	Chattanooga	53 65	298	A	Wofford	60 51				
254	H	Col. of Charleston	76 64	216	H	Davidson	52 53				
158	A	Elon	71 66	57	H	Appalachian St.	72 83				

Non-Div I Games:

UNC Greensboro

■ Loss, 
 ■ Non-Conf, 
 ■ S Site, 
 ■ H Home 
 ■ A Away 
 N Neutral

## UNC Wilmington

Through Games Of Sunday, March 13, 2011

Average RPI Win:	202	WON-LOST	WINNING	LAST 10	STRENGTH OF	OPP. STRENGTH	TEAM	ADJ.	CONF.	ADJ CONF.
Average RPI Loss:	76	RECORD	PCT. RANK	GAMES	SCHEDULE	OF SCHEDULE	RPI	RPI	RPI	RPI
DIV. I ONLY	23- 8	37	6- 4	200	102	82	82	10	11	
DIV. I NON-CONF.	8- 3	57	0- 0	212	86	98	98	11	11	
TOTALS	RPI 1-25	RPI 26-50	W-L RECORDS	RPI 51-100	RPI 101-150	RPI 150+				
23- 8	0- 2	0- 0	OVERALL	4- 5	1- 0	18- 1				
12- 1	0- 0	0- 0	HOME	3- 1	0- 0	9- 0				
10- 6	0- 2	0- 0	AWAY	0- 3	1- 0	9- 1				
1- 1	0- 0	0- 0	NEUTRAL	1- 1	0- 0	0- 0				
8- 3	0- 1	0- 0	NON-CONFERENCE	0- 2	1- 0	7- 0				
3- 1	0- 0	0- 0	HOME	0- 1	0- 0	3- 0				
5- 2	0- 1	0- 0	AWAY	0- 1	1- 0	4- 0				
0- 0	0- 0	0- 0	NEUTRAL	0- 0	0- 0	0- 0				
15- 5	0- 1	0- 0	CONFERENCE	4- 3	0- 0	11- 1				
9- 0	0- 0	0- 0	HOME	3- 0	0- 0	6- 0				
5- 4	0- 1	0- 0	AWAY	0- 2	0- 0	5- 1				
1- 1	0- 0	0- 0	NEUTRAL	1- 1	0- 0	0- 0				

RPI 1-25				RPI 26-50				RPI 51-100 Team's RPI: 82				RPI 101+			
RPI	S	Opponent	Score	RPI	S	Opponent	Score	RPI	S	Opponent	Score	RPI	S	Opponent	Score
7	A	Ohio St.	69 88					56	H	Charlotte	50 66	115	A	East Carolina	84 73
25	A	James Madison	77 79					67	A	Boston College	55 85	162	A	Hofstra	70 66
								69	A	Old Dominion	60 68	162	H	Hofstra	65 42
								86	H	Delaware	66 48	184	H	High Point	72 69
								86	N	Delaware	47 62	205	A	Georgia St.	67 76
								90	A	VCU	58 70	205	H	Georgia St.	74 49
								90	H	VCU	68 64	206	A	UNC Greensboro	62 58
								95	H	Drexel	69 61	211	A	George Mason	67 51
								95	N	Drexel	63 51	211	H	George Mason	74 56
												218	H	Ohio	62 53
												227	A	Towson	76 47
												227	H	Towson	61 47
												246	A	Northeastern	85 68
												246	H	Northeastern	48 33
												248	H	Charleston So.	79 57
												260	A	Campbell	83 80
												277	A	Coastal Caro.	79 45
												294	A	William & Mary	72 48
												294	H	William & Mary	82 59
												298	A	Wofford	81 48
LAST 12 Division I GAMES:															
				86	N	Delaware	47 62	205	H	Georgia St.	74 49				
				95	N	Drexel	63 51	69	A	Old Dominion	60 68				
				25	A	James Madison	77 79	294	A	William & Mary	72 48				
				211	H	George Mason	74 56	205	A	Georgia St.	67 76				
				227	A	Towson	76 47	90	H	VCU	68 64				
				246	H	Northeastern	48 33	294	H	William & Mary	82 59				

Non-Div I Games:

UNC Wilmington

■ Loss, 
 ■ Non-Conf, 
 ■ S Site, 
 ■ H Home 
 ■ A Away 
 N Neutral

Average RPI Win:	159	WON-LOST	WINNING	LAST 10	STRENGTH OF	OPP. STRENGTH	TEAM	ADJ.	CONF.	ADJ CONF.
Average RPI Loss:	99	RECORD	PCT. RANK	GAMES	SCHEDULE	OF SCHEDULE	RPI	RPI	RPI	RPI
DIV. I ONLY	27- 5	15	10- 0	109	93	31	34	8	8	
DIV. I NON-CONF.	7- 4	94	0- 0	161	142	106	110	8	8	
TOTALS	RPI 1-25	RPI 26-50	W-L RECORDS	RPI 51-100	RPI 101-150	RPI 150+				
27- 5	0- 1	0- 1	OVERALL	6- 1	8- 0	13- 2				
12- 2	0- 0	0- 1	HOME	3- 0	4- 0	5- 1				
11- 3	0- 1	0- 0	AWAY	2- 1	3- 0	6- 1				
4- 0	0- 0	0- 0	NEUTRAL	1- 0	1- 0	2- 0				
7- 4	0- 1	0- 1	NON-CONFERENCE	0- 0	1- 0	6- 2				
3- 2	0- 0	0- 1	HOME	0- 0	1- 0	2- 1				
3- 2	0- 1	0- 0	AWAY	0- 0	0- 0	3- 1				
1- 0	0- 0	0- 0	NEUTRAL	0- 0	0- 0	1- 0				
20- 1	0- 0	0- 0	CONFERENCE	6- 1	7- 0	7- 0				
9- 0	0- 0	0- 0	HOME	3- 0	3- 0	3- 0				
8- 1	0- 0	0- 0	AWAY	2- 1	3- 0	3- 0				
3- 0	0- 0	0- 0	NEUTRAL	1- 0	1- 0	1- 0				

RPI S	Opponent	Score	RPI S	Opponent	Score	Team's RPI: 34	RPI S	Opponent	Score	RPI S	Opponent	Score
17 A	Iowa	64 75	33 H	Iowa St.	59 69		51 A	Missouri St.	67 59	118 H	South Dakota St.	81 60
							51 H	Missouri St.	80 69	119 A	Wichita St.	77 57
							51 N	Missouri St.	69 41	119 H	Wichita St.	59 49
							76 A	Creighton	58 57	119 N	Wichita St.	61 44
							76 H	Creighton	60 52	129 A	Indiana St.	71 46
							85 A	Illinois St.	60 69	129 H	Indiana St.	73 46
							85 H	Illinois St.	72 54	130 A	Drake	89 51
										130 H	Drake	74 55
										169 A	Bradley	71 61
										169 H	Bradley	58 34
										169 N	Bradley	87 57
										172 A	Milwaukee	72 58
										174 H	Northern Ill.	64 71
										181 A	Colorado St.	74 50
										186 N	La.-Monroe	65 60
										187 A	New Mexico St.	63 72
										209 H	South Dakota	73 64
										233 H	North Dakota	78 54
										237 A	Evansville	69 33
										237 H	Evansville	69 37
										305 A	Southeast Mo. St.	70 57
										320 A	Southern Ill.	68 41
										320 H	Southern Ill.	79 39
LAST 12 Division I GAMES:												
			51 N	Missouri St.	69 41		237 A	Evansville	69 33			
			119 N	Wichita St.	61 44		320 A	Southern Ill.	68 41			
			169 N	Bradley	87 57		130 H	Drake	74 55			
			85 H	Illinois St.	72 54		76 H	Creighton	60 52			
			129 H	Indiana St.	73 46		51 A	Missouri St.	67 59			
			169 A	Bradley	71 61		119 A	Wichita St.	77 57			

Non-Div I Games:

UNI

■ Loss, 
■ Non-Conf, 
■ S Site, 
■ H Home 
■ A Away 
N Neutral

Average RPI Win: <b>220</b>	WON-LOST	WINNING	LAST 10	STRENGTH OF	OPP. STRENGTH	TEAM	ADJ.	CONF.	ADJ CONF.
Average RPI Loss: <b>123</b>	RECORD	PCT. RANK	GAMES	SCHEDULE	OF SCHEDULE	RPI	RPI	RPI	RPI
DIV. I ONLY	<b>11- 20</b>	<b>253</b>	<b>2- 8</b>	<b>206</b>	<b>117</b>	<b>239</b>	<b>239</b>	<b>11</b>	<b>10</b>
DIV. I NON-CONF.	<b>7- 7</b>	<b>165</b>	<b>0- 0</b>	<b>255</b>	<b>199</b>	<b>205</b>	<b>206</b>	<b>10</b>	<b>10</b>
TOTALS	RPI 1-25	RPI 26-50	W-L RECORDS	RPI 51-100	RPI 101-150	RPI 150+			
11- 20	0- 1	0- 1	OVERALL	1- 7	1- 3	9- 8			
7- 10	0- 0	0- 1	HOME	1- 3	1- 2	5- 4			
3- 9	0- 1	0- 0	AWAY	0- 4	0- 1	3- 3			
1- 1	0- 0	0- 0	NEUTRAL	0- 0	0- 0	1- 1			
7- 7	0- 1	0- 1	NON-CONFERENCE	1- 1	0- 1	6- 3			
4- 4	0- 0	0- 1	HOME	1- 0	0- 1	3- 2			
2- 2	0- 1	0- 0	AWAY	0- 1	0- 0	2- 0			
1- 1	0- 0	0- 0	NEUTRAL	0- 0	0- 0	1- 1			
4- 13	0- 0	0- 0	CONFERENCE	0- 6	1- 2	3- 5			
3- 6	0- 0	0- 0	HOME	0- 3	1- 1	2- 2			
1- 7	0- 0	0- 0	AWAY	0- 3	0- 1	1- 3			
0- 0	0- 0	0- 0	NEUTRAL	0- 0	0- 0	0- 0			

RPI 1-25				RPI 26-50				RPI 51-100				RPI 101+ Team's RPI: 239			
RPI	S	Opponent	Score	RPI	S	Opponent	Score	RPI	S	Opponent	Score	RPI	S	Opponent	Score
21	A	North Carolina	66 <b>78</b>	38	H	Texas	59 <b>85</b>	61	A	BYU	64 <b>75</b>	123	A	Utah	52 <b>71</b>
								61	H	BYU	44 <b>79</b>	123	H	Utah	51 47
								66	A	TCU	60 <b>68</b>	123	H	Utah	44 <b>55</b>
								66	H	TCU	64 <b>71</b>	133	H	South Fla.	54 <b>59</b>
								78	A	Wyoming	56 <b>77</b>	151	A	San Diego St.	60 <b>77</b>
								78	H	Wyoming	61 <b>69</b>	151	H	San Diego St.	52 <b>55</b>
								97	H	Nevada	67 54	156	A	New Mexico	59 51
								100	A	Nebraska	41 <b>65</b>	156	H	New Mexico	60 <b>68</b>
												178	H	SMU	55 <b>56</b>
												181	A	Colorado St.	63 <b>68</b>
												181	H	Colorado St.	72 60
												197	N	Cal St. Bakersfield	63 <b>66</b>
												200	H	San Diego	66 48
												215	H	Oregon St.	45 <b>57</b>
												236	A	Hawaii	63 48
												238	H	Southern Utah	76 42
												275	A	Air Force	87 <b>91</b>
												275	H	Air Force	63 52
												280	H	Pacific	56 44
												303	N	Columbia	93 46
												334	A	San Jose St.	80 48
LAST 12 Division I GAMES:															
123	H	Utah	44 <b>55</b>	151	A	San Diego St.	60 <b>77</b>	66	H	TCU	64 <b>71</b>				
123	H	Utah	51 47	61	H	BYU	44 <b>79</b>	123	A	Utah	52 <b>71</b>				
78	A	Wyoming	56 <b>77</b>	78	H	Wyoming	61 <b>69</b>	156	A	New Mexico	59 51				
156	H	New Mexico	60 <b>68</b>	156	A	New Mexico	60 <b>68</b>								
181	H	Colorado St.	72 60												
275	A	Air Force	87 <b>91</b>												

Non-Div I Games:

UNLV

■ Loss, 
 ■ Non-Conf, S Site, 
 ■ Home 
 ■ Away 
 N Neutral



U  
T  
M  
a  
r  
t  
i  
n

Through Games Of Sunday, March 13, 2011									
Average RPI Win:	253	WON-LOST	WINNING	LAST 10	STRENGTH OF	OPP. STRENGTH	TEAM	ADJ.	CONF.
Average RPI Loss:	110	RECORD	PCT. RANK	GAMES	SCHEDULE	OF SCHEDULE	RPI	RPI	RPI
DIV. I ONLY	21- 10	61	8- 2	249	218	127	125	27	27
DIV. I NON-CONF.	5- 6	192	0- 0	262	13	207	204	30	30
-----									
TOTALS	RPI 1-25	RPI 26-50	W-L RECORDS	RPI 51-100	RPI 101-150	RPI 150+			
21- 10	0- 1	0- 2	OVERALL	0- 1	3- 3	18- 3			
10- 0	0- 0	0- 0	HOME	0- 0	2- 0	8- 0			
9- 10	0- 1	0- 2	AWAY	0- 1	0- 3	9- 3			
2- 0	0- 0	0- 0	NEUTRAL	0- 0	1- 0	1- 0			
5- 6	0- 1	0- 2	NON-CONFERENCE	0- 1	1- 2	4- 0			
1- 0	0- 0	0- 0	HOME	0- 0	1- 0	0- 0			
4- 6	0- 1	0- 2	AWAY	0- 1	0- 2	4- 0			
0- 0	0- 0	0- 0	NEUTRAL	0- 0	0- 0	0- 0			
16- 4	0- 0	0- 0	CONFERENCE	0- 0	2- 1	14- 3			
9- 0	0- 0	0- 0	HOME	0- 0	1- 0	8- 0			
5- 4	0- 0	0- 0	AWAY	0- 0	0- 1	5- 3			
2- 0	0- 0	0- 0	NEUTRAL	0- 0	1- 0	1- 0			

RPI 1-25				RPI 26-50				RPI 51-100				RPI 101+ Team's RPI: 125			
RPI	S	Opponent	Score	RPI	S	Opponent	Score	RPI	S	Opponent	Score	RPI	S	Opponent	Score
13	A	Kentucky	47 68	30	A	Vanderbilt	60 72	79	A	Missouri	30 53	103	A	Tennessee Tech	57 74
				36	A	Louisville	67 92					103	H	Tennessee Tech	83 56
												103	N	Tennessee Tech	82 76
												110	A	Colorado	67 78
												129	A	Indiana St.	62 70
												129	H	Indiana St.	68 66
												165	A	Morehead St.	82 103
												165	H	Morehead St.	88 69
												165	N	Morehead St.	79 69
												204	A	Eastern Ill.	85 88
												204	H	Eastern Ill.	80 78
												232	A	Austin Peay	61 69
												232	H	Austin Peay	78 54
												237	A	Evansville	63 60
												249	A	Belmont	73 52
												275	A	Air Force	91 87
												295	A	Jacksonville St.	74 67
												295	H	Jacksonville St.	91 60
												305	A	Southeast Mo. St.	85 55
												305	H	Southeast Mo. St.	92 62
												313	A	Tennessee St.	70 64
												313	H	Tennessee St.	83 67
												320	A	Southern Ill.	62 50
												326	A	Murray St.	86 64
												326	H	Murray St.	89 78
												331	A	Eastern Ky.	61 46
-----															
LAST 12 Division I GAMES:															
				103	N	Tennessee Tech	82 76	103	H	Tennessee Tech	83 56				
				165	N	Morehead St.	79 69	295	H	Jacksonville St.	91 60				
				165	H	Morehead St.	88 69	313	A	Tennessee St.	70 64				
				331	H	Eastern Ky.	75 57	232	A	Austin Peay	61 69				
				305	A	Southeast Mo. St.	85 55	326	A	Murray St.	86 64				
				204	A	Eastern Ill.	85 88	204	H	Eastern Ill.	80 78				

Non-Div I Games:

UT Martin

U  
T  
M  
a  
r  
t  
i  
n

RPI	S	Opponent	Score
331	H	Eastern Ky.	75 57

UT Martin

U  
T  
M  
a  
r  
t  
i  
n

U  
T  
M  
a  
r  
t  
i  
n

Average RPI Win:	197	WON-LOST	WINNING	LAST 10	STRENGTH OF	OPP. STRENGTH	TEAM	ADJ.	CONF.	ADJ CONF.
Average RPI Loss:	113	RECORD	PCT. RANK	GAMES	SCHEDULE	OF SCHEDULE	RPI	RPI	RPI	RPI
DIV. I ONLY	15- 14	158	4- 6	138	136	141	144	9	9	
DIV. I NON-CONF.	7- 4	94	0- 0	220	281	143	144	9	9	
TOTALS	RPI 1-25	RPI 26-50	W-L RECORDS	RPI 51-100	RPI 101-150	RPI 150+				
15- 14	0- 0	0- 3	OVERALL	1- 3	3- 3	11- 5				
12- 6	0- 0	0- 2	HOME	1- 1	2- 0	9- 3				
3- 8	0- 0	0- 1	AWAY	0- 2	1- 3	2- 2				
0- 0	0- 0	0- 0	NEUTRAL	0- 0	0- 0	0- 0				
7- 4	0- 0	0- 0	NON-CONFERENCE	0- 1	0- 2	7- 1				
6- 2	0- 0	0- 0	HOME	0- 1	0- 0	6- 1				
1- 2	0- 0	0- 0	AWAY	0- 0	0- 2	1- 0				
0- 0	0- 0	0- 0	NEUTRAL	0- 0	0- 0	0- 0				
8- 10	0- 0	0- 3	CONFERENCE	1- 2	3- 1	4- 4				
6- 4	0- 0	0- 2	HOME	1- 0	2- 0	3- 2				
2- 6	0- 0	0- 1	AWAY	0- 2	1- 1	1- 2				
0- 0	0- 0	0- 0	NEUTRAL	0- 0	0- 0	0- 0				

RPI 1-25				RPI 26-50				RPI 51-100				RPI 101+				Team's RPI: 144	
RPI	S	Opponent	Score	RPI	S	Opponent	Score	RPI	S	Opponent	Score	RPI	S	Opponent	Score		
				26	A	Houston	61 77	59	A	UCF	65 68	104	A	Memphis	60 55		
				26	H	Houston	64 68	64	H	Arkansas	56 59	115	H	East Carolina	89 80		
				26	H	Houston	62 70	72	A	Tulane	63 69	116	A	Rice	69 76		
								72	H	Tulane	65 61	116	H	Rice	79 57		
												122	A	UC Santa Barbara	50 68		
												127	A	Denver	63 72		
												156	H	New Mexico	64 62		
												177	H	UAB	56 62		
												178	A	SMU	79 81		
												178	H	SMU	64 70		
												178	H	SMU	75 57		
												182	H	Southern Miss.	77 49		
												183	H	UC Irvine	72 57		
												187	A	New Mexico St.	74 67		
												187	H	New Mexico St.	75 80		
												203	H	Idaho St.	77 66		
												230	A	Marshall	58 62		
												251	H	Alcorn St.	85 72		
												278	A	Tulsa	65 62		
												278	H	Tulsa	69 66		
												315	H	Cal St. Northridge	79 59		
												336	H	Texas St.	94 57		
LAST 12 Division I GAMES:																	
				26	H	Houston	64 68	116	A	Rice	69 76						
				178	H	SMU	75 57	72	H	Tulane	65 61						
				278	A	Tulsa	65 62	59	A	UCF	65 68						
				178	H	SMU	64 70	177	H	UAB	56 62						
				182	H	Southern Miss.	77 49	72	A	Tulane	63 69						
				26	A	Houston	61 77	278	H	Tulsa	69 66						

Non-Div I Games: Eastern N.M. 79 48

UTEP

■ Loss, 
 ■ Non-Conf, 
 ■ S Site, 
 ■ Home 
 ■ A Away 
 N Neutral

Average RPI Win:	276	WON-LOST	WINNING	LAST 10	STRENGTH OF	OPP. STRENGTH	TEAM	ADJ.	CONF.	ADJ CONF.
Average RPI Loss:	128	RECORD	PCT. RANK	GAMES	SCHEDULE	OF SCHEDULE	RPI	RPI	RPI	RPI
DIV. I ONLY	14- 15	175	7- 3	199	260	204	198	29	29	
DIV. I NON-CONF.	2- 9	306	0- 0	65	21	219	218	32	32	
TOTALS	RPI 1-25	RPI 26-50	W-L RECORDS	RPI 51-100	RPI 101-150	RPI 150+				
14- 15	0- 0	1- 3	OVERALL	0- 4	0- 2	13- 6				
10- 4	0- 0	1- 0	HOME	0- 2	0- 0	9- 2				
3- 9	0- 0	0- 3	AWAY	0- 1	0- 1	3- 4				
1- 2	0- 0	0- 0	NEUTRAL	0- 1	0- 1	1- 0				
2- 9	0- 0	1- 3	NON-CONFERENCE	0- 3	0- 0	1- 3				
2- 4	0- 0	1- 0	HOME	0- 2	0- 0	1- 2				
0- 4	0- 0	0- 3	AWAY	0- 0	0- 0	0- 1				
0- 1	0- 0	0- 0	NEUTRAL	0- 1	0- 0	0- 0				
12- 6	0- 0	0- 0	CONFERENCE	0- 1	0- 2	12- 3				
8- 0	0- 0	0- 0	HOME	0- 0	0- 0	8- 0				
3- 5	0- 0	0- 0	AWAY	0- 1	0- 1	3- 3				
1- 1	0- 0	0- 0	NEUTRAL	0- 0	0- 1	1- 0				

RPI S	Opponent	Score	RPI S	Opponent	Score	RPI S	Opponent	Score	RPI S	Opponent	Score	Team's RPI: 198
26	A Houston	59 71	26	A Houston	59 71	66	H TCU	59 83	112	A McNeese St.	43 72	
28	A Texas Tech	43 83	28	A Texas Tech	43 83	73	H St. Bonaventure	37 46	112	N McNeese St.	50 66	
39	H Kansas St.	72 55	39	H Kansas St.	72 55	84	A Lamar	67 69	151	A San Diego St.	52 72	
49	A LSU	41 74	49	A LSU	41 74	95	N Drexel	37 64	178	H SMU	47 69	
									188	A Central Ark.	59 81	
									216	H Davidson	60 69	
									224	H Northwestern St.	80 68	
									253	A Sam Houston St.	53 62	
									253	H Sam Houston St.	75 66	
									253	N Sam Houston St.	69 61	
									273	H Southeastern La.	71 58	
									278	H Tulsa	87 67	
									290	A Texas-Arlington	55 56	
									290	H Texas-Arlington	77 53	
									296	A Stephen F. Austin	66 56	
									296	H Stephen F. Austin	65 61	
									301	H Nicholls St.	73 63	
									336	A Texas St.	69 63	
									336	H Texas St.	81 64	
									343	A A&M-Corpus Christi	93 62	
									343	H A&M-Corpus Christi	69 44	
LAST 12 Division I GAMES:												
112	N McNeese St.	50 66	301	H Nicholls St.	73 63							
253	N Sam Houston St.	69 61	112	A McNeese St.	43 72							
290	H Texas-Arlington	77 53	296	H Stephen F. Austin	65 61							
188	A Central Ark.	59 81	273	H Southeastern La.	71 58							
336	H Texas St.	81 64	84	A Lamar	67 69							
343	A A&M-Corpus Christi	93 62	290	A Texas-Arlington	55 56							

Non-Div I Games: Huston-Tillotson 87 47 Our Lady Of The Lak79 66

UTSA

Loss, Non-Conf, S Site, H Home A Away N Neutral

Average RPI Win:	191	WON-LOST	WINNING	LAST 10	STRENGTH OF	OPP. STRENGTH	TEAM	ADJ.	CONF.	ADJ CONF.
Average RPI Loss:	98	RECORD	PCT. RANK	GAMES	SCHEDULE	OF SCHEDULE	RPI	RPI	RPI	RPI
DIV. I ONLY	16- 16	165	6- 4	88	105	124	123	11	10	
DIV. I NON-CONF.	5- 7	208	0- 0	53	85	133	130	10	10	
TOTALS	RPI 1-25	RPI 26-50	W-L RECORDS	RPI 51-100	RPI 101-150	RPI 150+				
16- 16	0- 2	0- 1	OVERALL	2- 7	2- 2	12- 4				
5- 8	0- 1	0- 0	HOME	0- 4	1- 1	4- 2				
7- 6	0- 0	0- 0	AWAY	0- 3	0- 1	7- 2				
4- 2	0- 1	0- 1	NEUTRAL	2- 0	1- 0	1- 0				
5- 7	0- 2	0- 1	NON-CONFERENCE	0- 1	2- 2	3- 1				
1- 4	0- 1	0- 0	HOME	0- 1	1- 1	0- 1				
3- 1	0- 0	0- 0	AWAY	0- 0	0- 1	3- 0				
1- 2	0- 1	0- 1	NEUTRAL	0- 0	1- 0	0- 0				
11- 9	0- 0	0- 0	CONFERENCE	2- 6	0- 0	9- 3				
4- 4	0- 0	0- 0	HOME	0- 3	0- 0	4- 1				
4- 5	0- 0	0- 0	AWAY	0- 3	0- 0	4- 2				
3- 0	0- 0	0- 0	NEUTRAL	2- 0	0- 0	1- 0				

RPI 1-25					RPI 26-50					RPI 51-100					RPI 101+					Team's RPI: 123	
RPI	S	Opponent	Score		RPI	S	Opponent	Score		RPI	S	Opponent	Score		RPI	S	Opponent	Score			
5	H	Stanford	53	62	29	N	Penn St.	58	70	61	A	BYU	50	68	124	A	Mississippi St.	52	61		
22	N	Green Bay	40	60						61	H	BYU	58	61	141	H	Washington	55	58		
										61	N	BYU	50	49	145	H	Utah St.	73	61		
										64	H	Arkansas	54	65	147	N	Hartford	51	45		
										66	A	TCU	60	71	151	A	San Diego St.	70	67		
										66	H	TCU	46	56	151	H	San Diego St.	49	50		
										66	N	TCU	52	47	156	A	New Mexico	56	53		
										78	A	Wyoming	50	59	156	H	New Mexico	61	58		
										78	H	Wyoming	48	55	178	A	SMU	44	43		
															181	A	Colorado St.	48	53		
															181	H	Colorado St.	61	59		
															187	A	New Mexico St.	72	62		
															203	H	Idaho St.	68	71		
															239	A	UNLV	47	51		
															239	A	UNLV	55	44		
															239	H	UNLV	71	52		
															275	A	Air Force	55	40		
															275	H	Air Force	77	40		
															275	N	Air Force	70	55		
															318	A	Weber St.	62	56		
LAST 12 Division I GAMES:																					
					66	N	TCU	52	47	66	A	TCU	60	71							
					61	N	BYU	50	49	156	H	New Mexico	61	58							
					275	N	Air Force	70	55	78	A	Wyoming	50	59							
					239	A	UNLV	55	44	61	H	BYU	58	61							
					239	A	UNLV	47	51	151	H	San Diego St.	49	50							
					181	H	Colorado St.	61	59	275	A	Air Force	55	40							

Non-Div I Games: Southern Ore. 91 36 Westminster (UT) 78 36

Utah

Loss, Non-Conf, S Site, H Home A Away N Neutral

Average RPI Win:	230	WON-LOST	WINNING	LAST 10	STRENGTH OF	OPP. STRENGTH	TEAM	ADJ.	CONF.	ADJ CONF.
Average RPI Loss:	111	RECORD	PCT. RANK	GAMES	SCHEDULE	OF SCHEDULE	RPI	RPI	RPI	RPI
DIV. I ONLY	17- 13	136	6- 4	171	173	142	145	13	13	
DIV. I NON-CONF.	6- 6	165	0- 0	222	283	197	200	13	13	
TOTALS	RPI 1-25	RPI 26-50	W-L RECORDS	RPI 51-100	RPI 101-150	RPI 150+				
17- 13	0- 0	0- 5	OVERALL	2- 2	1- 2	14- 4				
9- 5	0- 0	0- 2	HOME	1- 1	1- 1	7- 1				
7- 7	0- 0	0- 2	AWAY	1- 1	0- 1	6- 3				
1- 1	0- 0	0- 1	NEUTRAL	0- 0	0- 0	1- 0				
6- 6	0- 0	0- 0	NON-CONFERENCE	0- 2	1- 2	5- 2				
3- 3	0- 0	0- 0	HOME	0- 1	1- 1	2- 1				
3- 3	0- 0	0- 0	AWAY	0- 1	0- 1	3- 1				
0- 0	0- 0	0- 0	NEUTRAL	0- 0	0- 0	0- 0				
11- 7	0- 0	0- 5	CONFERENCE	2- 0	0- 0	9- 2				
6- 2	0- 0	0- 2	HOME	1- 0	0- 0	5- 0				
4- 4	0- 0	0- 2	AWAY	1- 0	0- 0	3- 2				
1- 1	0- 0	0- 1	NEUTRAL	0- 0	0- 0	1- 0				

RPI 1-25			RPI 26-50			RPI 51-100			RPI 101+ Team's RPI: 145						
RPI	S	Opponent	Score	RPI	S	Opponent	Score	RPI	S	Opponent	Score				
				27	A	Louisiana Tech	74 91	61	A	BYU	52 84	118	H	South Dakota St.	60 57
				27	H	Louisiana Tech	70 78	78	H	Wyoming	50 80	123	A	Utah	61 73
				47	A	Fresno St.	63 81	97	A	Nevada	79 73	134	H	Montana	62 65
				47	H	Fresno St.	69 79	97	H	Nevada	81 69	163	A	Idaho	67 51
				47	N	Fresno St.	76 86					163	H	Idaho	70 64
												187	A	New Mexico St.	71 75
												187	H	New Mexico St.	72 61
												187	N	New Mexico St.	72 67
												203	H	Idaho St.	52 64
												225	A	North Dakota St.	64 86
												236	A	Hawaii	71 72
												236	H	Hawaii	52 41
												238	H	Southern Utah	63 56
												262	A	Northern Ariz.	80 75
												272	A	Boise St.	84 69
												272	H	Boise St.	69 57
												314	A	Utah Valley	80 66
												318	A	Weber St.	66 54
												324	H	San Francisco	77 71
												334	A	San Jose St.	75 39
												334	H	San Jose St.	72 57
LAST 12 Division I GAMES:															
				47	N	Fresno St.	76 86	163	A	Idaho	67 51				
				187	N	New Mexico St.	72 67	47	A	Fresno St.	63 81				
				334	A	San Jose St.	75 39	163	H	Idaho	70 64				
				236	A	Hawaii	71 72	272	A	Boise St.	84 69				
				27	H	Louisiana Tech	70 78	97	A	Nevada	79 73				
				187	H	New Mexico St.	72 61	334	H	San Jose St.	72 57				

Non-Div I Games: Dixie St.

67

71

Utah St.

## Utah Valley

Through Games Of Sunday, March 13, 2011

Average RPI Win:	314	WON-LOST	WINNING	LAST 10	STRENGTH OF	OPP. STRENGTH	TEAM	ADJ.	CONF.	ADJ CONF.
Average RPI Loss:	201	RECORD	PCT. RANK	GAMES	SCHEDULE	OF SCHEDULE	RPI	RPI	RPI	RPI
DIV. I ONLY	7- 21	299	6- 4	268	340	314	314	32	32	
DIV. I NON-CONF.	1- 13	331	0- 0	180	312	321	321	31	31	
TOTALS	RPI 1-25	RPI 26-50	W-L RECORDS	RPI 51-100	RPI 101-150	RPI 150+				
7- 21	0- 0	0- 0	OVERALL	0- 2	0- 3	7- 16				
4- 11	0- 0	0- 0	HOME	0- 1	0- 1	4- 9				
3- 8	0- 0	0- 0	AWAY	0- 1	0- 2	3- 5				
0- 2	0- 0	0- 0	NEUTRAL	0- 0	0- 0	0- 2				
1- 13	0- 0	0- 0	NON-CONFERENCE	0- 2	0- 3	1- 8				
1- 6	0- 0	0- 0	HOME	0- 1	0- 1	1- 4				
0- 5	0- 0	0- 0	AWAY	0- 1	0- 2	0- 2				
0- 2	0- 0	0- 0	NEUTRAL	0- 0	0- 0	0- 2				
6- 8	0- 0	0- 0	CONFERENCE	0- 0	0- 0	6- 8				
3- 5	0- 0	0- 0	HOME	0- 0	0- 0	3- 5				
3- 3	0- 0	0- 0	AWAY	0- 0	0- 0	3- 3				
0- 0	0- 0	0- 0	NEUTRAL	0- 0	0- 0	0- 0				

RPI S	Opponent	Score	RPI S	Opponent	Score	RPI S	Opponent	Score	RPI S	Opponent	Score	Team's RPI: 314
						61	H BYU	47 74	118	A South Dakota St.	38 87	
						84	A Lamar	66 83	134	A Montana	53 75	
									145	H Utah St.	66 80	
									152	H Montana St.	70 79	
									196	A Chicago St.	46 79	
									196	H Chicago St.	64 82	
									196	H Chicago St.	57 84	
									197	H Cal St. Bakersfield	74 81	
									203	A Idaho St.	56 68	
									209	A South Dakota	44 72	
									209	H South Dakota	42 53	
									232	N Austin Peay	69 73	
									233	A North Dakota	52 69	
									233	H North Dakota	71 74	
									238	A Southern Utah	50 69	
									238	H Southern Utah	63 73	
									258	H Seattle	74 64	
									272	H Boise St.	71 80	
									319	A Tex.-Pan American	71 62	
									319	H Tex.-Pan American	81 65	
									319	H Tex.-Pan American	82 70	
									323	A NJIT	67 50	
									323	H NJIT	52 55	
									329	A Houston Baptist	79 75	
									329	H Houston Baptist	82 58	
									343	N A&M-Corpus Christi	48 63	
LAST 12 Division I GAMES:												
			196	H Chicago St.	64 82		319	H Tex.-Pan American	82 70			
			319	H Tex.-Pan American	81 65		329	A Houston Baptist	79 75			
			323	A NJIT	67 50		319	A Tex.-Pan American	71 62			
			329	H Houston Baptist	82 58		323	H NJIT	52 55			
			233	H North Dakota	71 74		196	H Chicago St.	57 84			
			209	H South Dakota	42 53		209	A South Dakota	44 72			

Non-Div I Games: Northern N.M. 90 46

Utah Valley

Loss, Non-Conf, S Site, H Home A Away N Neutral

Average RPI Win:	191	WON-LOST	WINNING	LAST 10	STRENGTH OF	OPP. STRENGTH	TEAM	ADJ.	CONF.	ADJ CONF.
Average RPI Loss:	87	RECORD	PCT. RANK	GAMES	SCHEDULE	OF SCHEDULE	RPI	RPI	RPI	RPI
DIV. I ONLY	19- 11	91	7- 3	115	120	89	90	10	11	
DIV. I NON-CONF.	5- 5	165	0- 0	192	168	167	167	11	11	
TOTALS	RPI 1-25	RPI 26-50	W-L RECORDS	RPI 51-100	RPI 101-150	RPI 150+				
19- 11	0- 3	0- 0	OVERALL	5- 4	0- 3	14- 1				
10- 3	0- 1	0- 0	HOME	3- 0	0- 2	7- 0				
8- 7	0- 1	0- 0	AWAY	2- 4	0- 1	6- 1				
1- 1	0- 1	0- 0	NEUTRAL	0- 0	0- 0	1- 0				
5- 5	0- 0	0- 0	NON-CONFERENCE	0- 2	0- 3	5- 0				
2- 2	0- 0	0- 0	HOME	0- 0	0- 2	2- 0				
3- 3	0- 0	0- 0	AWAY	0- 2	0- 1	3- 0				
0- 0	0- 0	0- 0	NEUTRAL	0- 0	0- 0	0- 0				
14- 6	0- 3	0- 0	CONFERENCE	5- 2	0- 0	9- 1				
8- 1	0- 1	0- 0	HOME	3- 0	0- 0	5- 0				
5- 4	0- 1	0- 0	AWAY	2- 2	0- 0	3- 1				
1- 1	0- 1	0- 0	NEUTRAL	0- 0	0- 0	1- 0				

RPI	S	Opponent	Score	RPI	S	Opponent	Score	RPI	S	Opponent	Score	RPI	S	Opponent	Score
25	A	James Madison	59 69					56	A	Charlotte	65 68	109	H	Liberty	57 59
25	H	James Madison	51 71					69	A	Old Dominion	63 60	115	H	East Carolina	72 77
25	N	James Madison	57 67					69	H	Old Dominion	74 53	138	A	Virginia Tech	61 63
								74	A	Richmond	53 68	162	H	Hofstra	85 76
								82	A	UNC Wilmington	64 68	162	N	Hofstra	87 76
								82	H	UNC Wilmington	70 58	184	A	High Point	65 64
								86	A	Delaware	67 75	205	A	Georgia St.	69 57
								95	A	Drexel	73 67	205	H	Georgia St.	67 52
								95	H	Drexel	69 65	211	H	George Mason	64 46
												222	A	Radford	79 49
												227	A	Towson	58 65
												240	A	Coppin St.	71 62
												246	A	Northeastern	82 55
												246	H	Northeastern	79 58
												271	H	Longwood	79 69
												279	H	Winthrop	59 49
												294	A	William & Mary	73 61
												294	H	William & Mary	62 56
LAST 12 Division I GAMES:															
25	N	James Madison	57 67	69	H	Old Dominion	74 53								
162	N	Hofstra	87 76	162	H	Hofstra	85 76								
205	A	Georgia St.	69 57	25	H	James Madison	51 71								
294	H	William & Mary	62 56	246	A	Northeastern	82 55								
86	A	Delaware	67 75	82	A	UNC Wilmington	64 68								
95	A	Drexel	73 67	95	H	Drexel	69 65								

Non-Div I Games:

VCU



## Valparaiso

Through Games Of Sunday, March 13, 2011

Average RPI Win:	223	WON-LOST	WINNING	LAST 10	STRENGTH OF	OPP. STRENGTH	TEAM	ADJ.	CONF.	ADJ CONF.
Average RPI Loss:	149	RECORD	PCT. RANK	GAMES	SCHEDULE	OF SCHEDULE	RPI	RPI	RPI	RPI
DIV. I ONLY	7- 24	311	3- 7	151	157	274	274	14	14	
DIV. I NON-CONF.	3- 9	278	0- 0	122	170	240	242	15	15	
TOTALS	RPI 1-25	RPI 26-50	W-L RECORDS	RPI 51-100	RPI 101-150	RPI 150+				
7- 24	0- 4	0- 0	OVERALL	0- 2	0- 2	7- 16				
3- 11	0- 2	0- 0	HOME	0- 1	0- 1	3- 7				
2- 13	0- 2	0- 0	AWAY	0- 1	0- 1	2- 9				
2- 0	0- 0	0- 0	NEUTRAL	0- 0	0- 0	2- 0				
3- 9	0- 2	0- 0	NON-CONFERENCE	0- 2	0- 0	3- 5				
0- 5	0- 1	0- 0	HOME	0- 1	0- 0	0- 3				
1- 4	0- 1	0- 0	AWAY	0- 1	0- 0	1- 2				
2- 0	0- 0	0- 0	NEUTRAL	0- 0	0- 0	2- 0				
4- 15	0- 2	0- 0	CONFERENCE	0- 0	0- 2	4- 11				
3- 6	0- 1	0- 0	HOME	0- 0	0- 1	3- 4				
1- 9	0- 1	0- 0	AWAY	0- 0	0- 1	1- 7				
0- 0	0- 0	0- 0	NEUTRAL	0- 0	0- 0	0- 0				

RPI S	Opponent	Score	RPI S	Opponent	Score	RPI S	Opponent	Score	RPI S	Opponent	Score	Team's RPI: 274
10	H Notre Dame	43 94				84	A Lamar	58 74	126	A Butler	49 61	
11	A DePaul	53 84				96	H Pittsburgh	51 86	126	H Butler	47 58	
22	A Green Bay	48 75							153	A Cleveland St.	51 57	
22	H Green Bay	50 69							153	H Cleveland St.	58 68	
									160	A Wright St.	67 90	
									160	H Wright St.	73 64	
									161	A IPFW	65 73	
									164	A Ill.-Chicago	42 63	
									164	H Ill.-Chicago	64 69	
									166	H Cincinnati	51 65	
									172	A Milwaukee	69 70	
									172	H Milwaukee	61 73	
									185	A Detroit	50 57	
									185	A Detroit	52 68	
									185	H Detroit	57 46	
									196	H Chicago St.	67 72	
									204	A Eastern Ill.	65 58	
									232	N Austin Peay	72 57	
									237	A Evansville	67 69	
									244	H Ball St.	52 66	
									250	A Loyola (IL)	65 58	
									250	H Loyola (IL)	72 68	
									277	N Coastal Caro.	59 52	
									288	A Youngstown St.	76 79	
									288	H Youngstown St.	55 61	
LAST 12 Division I GAMES:												
185	A Detroit	50 57	288	A Youngstown St.	76 79							
126	H Butler	47 58	153	A Cleveland St.	51 57							
172	A Milwaukee	69 70	185	H Detroit	57 46							
22	A Green Bay	48 75	160	H Wright St.	73 64							
164	H Ill.-Chicago	64 69	22	H Green Bay	50 69							
250	H Loyola (IL)	72 68	172	H Milwaukee	61 73							

Non-Div I Games:

Valparaiso

■ Loss, 
■ Non-Conf, S Site, 
■ Home 
■ Away 
N Neutral

# Vanderbilt

Through Games Of Sunday, March 13, 2011

Average RPI Win:	110	WON-LOST	WINNING	LAST 10	STRENGTH OF	OPP. STRENGTH	TEAM	ADJ.	CONF.	ADJ CONF.
Average RPI Loss:	50	RECORD	PCT. RANK	GAMES	SCHEDULE	OF SCHEDULE	RPI	RPI	RPI	RPI
DIV. I ONLY	20- 11	84	6- 4	16	40	30	30	4	4	
DIV. I NON-CONF.	9- 4	74	0- 0	27	138	32	31	4	4	
TOTALS	RPI 1-25	RPI 26-50	W-L RECORDS	RPI 51-100	RPI 101-150	RPI 150+				
20- 11	0- 6	3- 2	OVERALL	7- 0	7- 3	3- 0				
12- 3	0- 2	1- 1	HOME	4- 0	4- 0	3- 0				
6- 7	0- 3	2- 1	AWAY	2- 0	2- 3	0- 0				
2- 1	0- 1	0- 0	NEUTRAL	1- 0	1- 0	0- 0				
9- 4	0- 1	0- 1	NON-CONFERENCE	4- 0	2- 2	3- 0				
7- 0	0- 0	0- 0	HOME	2- 0	2- 0	3- 0				
1- 4	0- 1	0- 1	AWAY	1- 0	0- 2	0- 0				
1- 0	0- 0	0- 0	NEUTRAL	1- 0	0- 0	0- 0				
11- 7	0- 5	3- 1	CONFERENCE	3- 0	5- 1	0- 0				
5- 3	0- 2	1- 1	HOME	2- 0	2- 0	0- 0				
5- 3	0- 2	2- 0	AWAY	1- 0	2- 1	0- 0				
1- 1	0- 1	0- 0	NEUTRAL	0- 0	1- 0	0- 0				

RPI S Opponent Score	RPI S Opponent Score	Team's RPI: 30	RPI S Opponent Score	RPI S Opponent Score	RPI S Opponent Score
2 A Tennessee 56 68	35 A Georgia 69 59		52 A Duquesne 80 59	105 A Alabama 82 66	
2 H Tennessee 57 65	41 A Bowling Green 68 79		55 A South Carolina 74 60	124 A Mississippi St. 74 62	
13 A Kentucky 68 78	43 A Florida 103 97		64 H Arkansas 65 54	124 H Mississippi St. 65 44	
13 H Kentucky 71 80	43 H Florida 69 74		70 H Princeton 74 68	124 N Mississippi St. 69 55	
13 N Kentucky 56 69	49 H LSU 55 50		80 H Samford 70 60	125 H UT Martin 72 60	
15 A Florida St. 66 72			86 N Delaware 72 51	127 A Denver 65 70	
			92 H Auburn 67 59	131 H Western Ky. 74 48	
				138 A Virginia Tech 68 74	
				143 A Mississippi 67 72	
				143 H Mississippi 71 42	
				176 H Howard 80 55	
				207 H Quinnipiac 111 53	
				320 H Southern Ill. 81 68	
LAST 12 Division I GAMES:					
13 N Kentucky 56 69	2 H Tennessee 57 65				
124 N Mississippi St. 69 55	35 A Georgia 69 59				
55 A South Carolina 74 60	43 A Florida 103 97				
43 H Florida 69 74	49 H LSU 55 50				
13 H Kentucky 71 80	143 H Mississippi 71 42				
124 A Mississippi St. 74 62	13 A Kentucky 68 78				

Non-Div I Games:

Vanderbilt

Loss, Non-Conf, S Site, H Home A Away N Neutral

Average RPI Win:	296	WON-LOST	WINNING	LAST 10	STRENGTH OF	OPP. STRENGTH	TEAM	ADJ.	CONF.	ADJ CONF.
Average RPI Loss:	169	RECORD	PCT. RANK	GAMES	SCHEDULE	OF SCHEDULE	RPI	RPI	RPI	RPI
DIV. I ONLY	5- 25	322	3- 7	202	247	313	311	30	30	
DIV. I NON-CONF.	0- 13	334	0- 0	97	119	304	304	25	25	
TOTALS	RPI 1-25	RPI 26-50	W-L RECORDS	RPI 51-100	RPI 101-150	RPI 150+				
5- 25	0- 2	0- 2	OVERALL	0- 3	0- 5	5- 13				
3- 9	0- 1	0- 1	HOME	0- 1	0- 2	3- 4				
2- 13	0- 1	0- 0	AWAY	0- 2	0- 3	2- 7				
0- 3	0- 0	0- 1	NEUTRAL	0- 0	0- 0	0- 2				
0- 13	0- 2	0- 2	NON-CONFERENCE	0- 3	0- 1	0- 5				
0- 4	0- 1	0- 1	HOME	0- 1	0- 0	0- 1				
0- 7	0- 1	0- 0	AWAY	0- 2	0- 1	0- 3				
0- 2	0- 0	0- 1	NEUTRAL	0- 0	0- 0	0- 1				
5- 12	0- 0	0- 0	CONFERENCE	0- 0	0- 4	5- 8				
3- 5	0- 0	0- 0	HOME	0- 0	0- 2	3- 3				
2- 6	0- 0	0- 0	AWAY	0- 0	0- 2	2- 4				
0- 1	0- 0	0- 0	NEUTRAL	0- 0	0- 0	0- 1				

RPI S	Opponent	Score	RPI S	Opponent	Score	RPI S	Opponent	Score	RPI S	Opponent	Score	Team's RPI: 311
16 A	Michigan St.	33 67	39 N	Kansas St.	39 68	67 H	Boston College	50 85	106 A	Kent St.	36 88	
24 H	Marquette	19 68	50 H	Marist	49 76	89 A	Oklahoma St.	33 79	147 A	Hartford	43 68	
						100 A	Nebraska	38 95	147 H	Hartford	49 62	
									148 A	UMBC	54 69	
									148 H	UMBC	32 43	
									199 A	Boston U.	52 75	
									199 H	Boston U.	43 56	
									199 N	Boston U.	38 62	
									202 A	Binghamton	59 58	
									202 H	Binghamton	51 55	
									207 A	Quinnipiac	67 76	
									226 A	Albany (NY)	43 53	
									226 H	Albany (NY)	65 75	
									233 A	North Dakota	49 76	
									246 H	Northeastern	46 55	
									276 N	Wagner	40 68	
									287 A	New Hampshire	59 63	
									287 H	New Hampshire	58 47	
									307 A	Dartmouth	51 66	
									328 A	Stony Brook	68 50	
									328 H	Stony Brook	57 49	
									335 A	Maine	56 65	
									335 H	Maine	57 48	
LAST 12 Division I GAMES:												
199 N	Boston U.	38 62	148 H	UMBC	32 43							
199 A	Boston U.	52 75	328 A	Stony Brook	68 50							
335 A	Maine	56 65	147 A	Hartford	43 68							
287 H	New Hampshire	58 47	226 A	Albany (NY)	43 53							
226 H	Albany (NY)	65 75	202 H	Binghamton	51 55							
202 A	Binghamton	59 58	335 H	Maine	57 48							

Non-Div I Games:

Vermont

■ Loss, 
■ Non-Conf, 
■ S Site, 
■ H Home 
■ A Away 
N Neutral

Average RPI Win:	176	WON-LOST	WINNING	LAST 10	STRENGTH OF	OPP. STRENGTH	TEAM	ADJ.	CONF.	ADJ CONF.
Average RPI Loss:	52	RECORD	PCT. RANK	GAMES	SCHEDULE	OF SCHEDULE	RPI	RPI	RPI	RPI
DIV. I ONLY	12- 19	233	4- 6	25	73	114	111	3	3	
DIV. I NON-CONF.	8- 5	105	0- 0	29	269	57	56	2	2	
TOTALS	RPI 1-25	RPI 26-50	W-L RECORDS	RPI 51-100	RPI 101-150	RPI 150+				
12- 19	0- 6	0- 6	OVERALL	2- 4	3- 3	7- 0				
4- 9	0- 2	0- 5	HOME	1- 0	0- 2	3- 0				
4- 9	0- 4	0- 0	AWAY	1- 4	1- 1	2- 0				
4- 1	0- 0	0- 1	NEUTRAL	0- 0	2- 0	2- 0				
8- 5	0- 0	0- 2	NON-CONFERENCE	1- 3	2- 0	5- 0				
3- 2	0- 0	0- 2	HOME	1- 0	0- 0	2- 0				
2- 3	0- 0	0- 0	AWAY	0- 3	1- 0	1- 0				
3- 0	0- 0	0- 0	NEUTRAL	0- 0	1- 0	2- 0				
4- 14	0- 6	0- 4	CONFERENCE	1- 1	1- 3	2- 0				
1- 7	0- 2	0- 3	HOME	0- 0	0- 2	1- 0				
2- 6	0- 4	0- 0	AWAY	1- 1	0- 1	1- 0				
1- 1	0- 0	0- 1	NEUTRAL	0- 0	1- 0	0- 0				

RPI	S	Opponent	Score	RPI	S	Opponent	Score	RPI	S	Opponent	Score	RPI	S	Opponent	Score	Team's RPI: 111
1	A	Connecticut	35 81	31	H	West Virginia	36 39	54	A	Syracuse	49 70	117	A	Providence	49 58	
10	H	Notre Dame	43 58	32	H	St. John's (NY)	46 57	68	A	St. Joseph's	43 46	117	H	Providence	53 58	
11	H	DePaul	45 64	36	H	Louisville	48 64	86	A	Delaware	62 69	117	N	Providence	52 50	
18	A	Georgetown	44 60	36	N	Louisville	47 69	95	A	Drexel	50 56	133	H	South Fla.	58 59	
23	A	Rutgers	43 57	37	H	Temple	43 55	96	A	Pittsburgh	54 52	140	A	Navy	54 41	
24	A	Marquette	57 62	50	H	Marist	60 71	98	H	Lehigh	69 68	149	N	Oral Roberts	61 52	
												166	H	Cincinnati	64 44	
												189	A	Seton Hall	62 54	
												201	H	La Salle	57 42	
												210	N	Yale	57 44	
												213	N	Siena	57 50	
												231	H	Fairfield	30 29	
												304	A	Penn	57 52	
LAST 12 Division I GAMES:																
		36 N Louisville	47 69			166 H Cincinnati	64 44									
		117 N Providence	52 50			54 A Syracuse	49 70									
		96 A Pittsburgh	54 52			117 A Providence	49 58									
		133 H South Fla.	58 59			36 H Louisville	48 64									
		32 H St. John's (NY)	46 57			24 A Marquette	57 62									
		189 A Seton Hall	62 54			10 H Notre Dame	43 58									

Non-Div I Games:

Villanova

■ Loss, 
■ Non-Conf, 
■ S Site, 
■ H Home 
■ A Away 
N Neutral

Average RPI Win:	152	WON-LOST	WINNING	LAST 10	STRENGTH OF	OPP. STRENGTH	TEAM	ADJ.	CONF.	ADJ CONF.
Average RPI Loss:	34	RECORD	PCT. RANK	GAMES	SCHEDULE	OF SCHEDULE	RPI	RPI	RPI	RPI
DIV. I ONLY	16- 15	161	4- 6	14	55	63	62	2	2	
DIV. I NON-CONF.	11- 5	79	0- 0	30	81	33	33	5	5	
TOTALS	RPI 1-25	RPI 26-50	W-L RECORDS	RPI 51-100	RPI 101-150	RPI 150+				
16- 15	1- 10	0- 2	OVERALL	4- 1	5- 2	6- 0				
11- 5	0- 4	0- 0	HOME	2- 1	4- 0	5- 0				
4- 7	1- 6	0- 0	AWAY	1- 0	1- 1	1- 0				
1- 3	0- 0	0- 2	NEUTRAL	1- 0	0- 1	0- 0				
11- 5	0- 3	0- 2	NON-CONFERENCE	3- 0	2- 0	6- 0				
9- 0	0- 0	0- 0	HOME	2- 0	2- 0	5- 0				
1- 3	0- 3	0- 0	AWAY	0- 0	0- 0	1- 0				
1- 2	0- 0	0- 2	NEUTRAL	1- 0	0- 0	0- 0				
5- 10	1- 7	0- 0	CONFERENCE	1- 1	3- 2	0- 0				
2- 5	0- 4	0- 0	HOME	0- 1	2- 0	0- 0				
3- 4	1- 3	0- 0	AWAY	1- 0	1- 1	0- 0				
0- 1	0- 0	0- 0	NEUTRAL	0- 0	0- 1	0- 0				

RPI S	Opponent	Score	RPI S	Opponent	Score	RPI S	Opponent	Score	RPI S	Opponent	Score
2	A Tennessee	73 85	31	N West Virginia	43 57	66	N TCU	59 55	102	H East Tenn. St.	83 66
3	H Duke	48 71	33	N Iowa St.	48 66	67	H Boston College	50 73	113	H Wake Forest	73 46
7	A Ohio St.	46 74				74	H Richmond	75 62	113	N Wake Forest	68 74
12	H Miami (FL)	73 82				95	H Drexel	63 54	138	A Virginia Tech	73 71
14	A Maryland	60 57				99	A North Carolina St.	94 92	138	H Virginia Tech	72 37
14	H Maryland	75 77							139	A Clemson	74 84
15	A Florida St.	51 61							148	H UMBC	61 46
15	H Florida St.	74 78							162	A Hofstra	82 66
19	A Georgia Tech	48 68							192	H N.C. A&T	88 59
21	A North Carolina	52 64							222	H Radford	76 52
25	A James Madison	80 82							271	H Longwood	74 63
									286	H Mt. St. Mary's	81 58
									304	H Penn	54 45
LAST 12 Division I GAMES:											
113	N Wake Forest	68 74	15	H Florida St.	74 78						
138	A Virginia Tech	73 71	113	H Wake Forest	73 46						
3	H Duke	48 71	139	A Clemson	74 84						
67	H Boston College	50 73	21	A North Carolina	52 64						
14	A Maryland	60 57	138	H Virginia Tech	72 37						
99	A North Carolina St.	94 92	14	H Maryland	75 77						

Non-Div I Games:

Virginia

■ Loss, 
■ Non-Conf, 
■ S Site, 
■ H Home 
■ A Away 
N Neutral

Average RPI Win:	213	WON-LOST	WINNING	LAST 10	STRENGTH OF	OPP. STRENGTH	TEAM	ADJ.	CONF.	ADJ CONF.
Average RPI Loss:	55	RECORD	PCT. RANK	GAMES	SCHEDULE	OF SCHEDULE	RPI	RPI	RPI	RPI
DIV. I ONLY	11- 19	242	2- 8	52	63	143	138	2	2	
DIV. I NON-CONF.	10- 5	80	1- 0	184	210	107	107	5	5	
TOTALS	RPI 1-25	RPI 26-50	W-L RECORDS	RPI 51-100	RPI 101-150	RPI 150+				
11- 19	0- 9	1- 0	OVERALL	1- 6	1- 4	8- 0				
9- 8	0- 4	1- 0	HOME	1- 2	0- 2	7- 0				
2- 8	0- 3	0- 0	AWAY	0- 3	1- 2	1- 0				
0- 3	0- 2	0- 0	NEUTRAL	0- 1	0- 0	0- 0				
10- 5	0- 1	1- 0	NON-CONFERENCE	1- 2	0- 2	8- 0				
9- 1	0- 0	1- 0	HOME	1- 0	0- 1	7- 0				
1- 2	0- 0	0- 0	AWAY	0- 1	0- 1	1- 0				
0- 2	0- 1	0- 0	NEUTRAL	0- 1	0- 0	0- 0				
1- 14	0- 8	0- 0	CONFERENCE	0- 4	1- 2	0- 0				
0- 7	0- 4	0- 0	HOME	0- 2	0- 1	0- 0				
1- 6	0- 3	0- 0	AWAY	0- 2	1- 1	0- 0				
0- 1	0- 1	0- 0	NEUTRAL	0- 0	0- 0	0- 0				

RPI S Opponent	Score	RPI S Opponent	Score	RPI S Opponent	Score	RPI S Opponent	Score	Team's RPI: 138
3 A Duke	40 90	30 H Vanderbilt	74 68	56 A Charlotte	58 60	113 A Wake Forest	54 62	
3 H Duke	43 57			62 A Virginia	37 72	113 H Wake Forest	55 60	
12 H Miami (FL)	56 69			62 H Virginia	71 73	120 A Minnesota	58 63	
14 A Maryland	48 61			67 A Boston College	71 76	139 A Clemson	68 56	
15 H Florida St.	48 79			90 H VCU	63 61	146 H Robert Morris	52 66	
17 N Iowa	43 72			91 N Fla. Gulf Coast	65 73	158 H Elon	73 66	
19 H Georgia Tech	57 78			99 H North Carolina St.	65 81	222 H Radford	68 54	
19 N Georgia Tech	58 81					251 H Alcorn St.	87 44	
21 A North Carolina	51 76					271 H Longwood	62 54	
						279 H Winthrop	53 48	
						294 A William & Mary	94 78	
						298 H Wofford	93 53	
						310 H Presbyterian	59 52	
LAST 12 Division I GAMES:								
19 N Georgia Tech	58 81	271 H Longwood	62 54					
62 H Virginia	71 73	113 H Wake Forest	55 60					
14 A Maryland	48 61	67 A Boston College	71 76					
3 A Duke	40 90	21 A North Carolina	51 76					
99 H North Carolina St.	65 81	19 H Georgia Tech	57 78					
139 A Clemson	68 56	62 A Virginia	37 72					

Non-Div I Games:

Virginia Tech

■ Loss, 
■ Non-Conf, 
■ S Site, 
■ H Home 
■ A Away 
N Neutral

Average RPI Win: <b>264</b>	WON-LOST	WINNING	LAST 10	STRENGTH OF	OPP. STRENGTH	TEAM	ADJ.	CONF.	ADJ CONF.
Average RPI Loss: <b>184</b>	RECORD	PCT. RANK	GAMES	SCHEDULE	OF SCHEDULE	RPI	RPI	RPI	RPI
DIV. I ONLY	<b>12- 17</b>	<b>216</b>	<b>3- 7</b>	<b>324</b>	<b>238</b>	<b>276</b>	<b>276</b>	<b>18</b>	<b>18</b>
DIV. I NON-CONF.	<b>7- 4</b>	<b>94</b>	<b>0- 0</b>	<b>340</b>	<b>321</b>	<b>247</b>	<b>248</b>	<b>19</b>	<b>19</b>
TOTALS	RPI 1-25	RPI 26-50	W-L RECORDS	RPI 51-100	RPI 101-150	RPI 150+			
12- 17	0- 0	0- 0	OVERALL	1- 3	1- 4	10- 10			
7- 7	0- 0	0- 0	HOME	1- 1	1- 1	5- 5			
4- 10	0- 0	0- 0	AWAY	0- 2	0- 3	4- 5			
1- 0	0- 0	0- 0	NEUTRAL	0- 0	0- 0	1- 0			
7- 4	0- 0	0- 0	NON-CONFERENCE	0- 1	0- 0	7- 3			
3- 2	0- 0	0- 0	HOME	0- 0	0- 0	3- 2			
3- 2	0- 0	0- 0	AWAY	0- 1	0- 0	3- 1			
1- 0	0- 0	0- 0	NEUTRAL	0- 0	0- 0	1- 0			
5- 13	0- 0	0- 0	CONFERENCE	1- 2	1- 4	3- 7			
4- 5	0- 0	0- 0	HOME	1- 1	1- 1	2- 3			
1- 8	0- 0	0- 0	AWAY	0- 1	0- 3	1- 4			
0- 0	0- 0	0- 0	NEUTRAL	0- 0	0- 0	0- 0			

RPI S	Opponent	Score	RPI S	Opponent	Score	RPI S	Opponent	Score	RPI S	Opponent	Score	Team's RPI: 276
						81	A St. Francis (PA)	69 <b>79</b>	108	A Sacred Heart	52 <b>70</b>	
						81	H St. Francis (PA)	63 <b>65</b>	108	H Sacred Heart	66 65	
						88	H Monmouth	67 50	128	A Central Conn. St.	52 <b>65</b>	
						98	A Lehigh	58 <b>76</b>	146	A Robert Morris	60 <b>73</b>	
									146	H Robert Morris	56 <b>62</b>	
									157	A Long Island	50 <b>67</b>	
									157	H Long Island	57 <b>61</b>	
									207	A Quinnipiac	72 <b>85</b>	
									207	H Quinnipiac	62 <b>77</b>	
									213	A Siena	64 61	
									219	H Fairleigh Dickinson	71 <b>83</b>	
									226	H Albany (NY)	43 <b>62</b>	
									252	H Army	52 48	
									266	A Massachusetts	69 <b>72</b>	
									286	A Mt. St. Mary's	41 <b>59</b>	
									286	H Mt. St. Mary's	65 54	
									291	H St. Peter's	74 64	
									292	A Bryant	51 <b>61</b>	
									303	A Columbia	69 50	
									307	A Dartmouth	69 52	
									311	N Vermont	68 40	
									317	H Colgate	72 <b>85</b>	
									323	H NJIT	71 55	
									341	A St. Francis (NY)	73 59	
									341	H St. Francis (NY)	76 69	
LAST 12 Division I GAMES:												
146	A	Robert Morris	60	<b>73</b>	219	H	Fairleigh Dickinson	71	<b>83</b>			
81	A	St. Francis (PA)	69	<b>79</b>	88	H	Monmouth	67	50			
341	H	St. Francis (NY)	76	69	292	A	Bryant	51	<b>61</b>			
157	H	Long Island	57	<b>61</b>	128	A	Central Conn. St.	52	<b>65</b>			
286	A	Mt. St. Mary's	41	<b>59</b>	207	H	Quinnipiac	62	<b>77</b>			
286	H	Mt. St. Mary's	65	54	108	H	Sacred Heart	66	65			

Non-Div I Games:

Wagner

■ Loss, 
 ■ Non-Conf, 
 ■ S Site, 
 ■ H Home 
 ■ A Away 
 N Neutral

WANE RECORDS				THROUGH GAMES OF SUNDAY, MARCH 10, 1912						
Average RPI Win:	184	WON-LOST	WINNING	LAST 10	STRENGTH OF	OPP. STRENGTH	TEAM	ADJ.	CONF.	ADJ CONF.
Average RPI Loss:	55	RECORD	PCT. RANK	GAMES	SCHEDULE	OF SCHEDULE	RPI	RPI	RPI	RPI
DIV. I ONLY	15- 17	183	5- 5	72	62	112	113	2	2	
DIV. I NON-CONF.	9- 7	134	0- 0	159	185	135	138	5	5	
-----										
TOTALS	RPI 1-25		RPI 26-50	W-L RECORDS	RPI 51-100		RPI 101-150		RPI 150+	
15- 17	0- 9		0- 0	OVERALL	4- 5		4- 2		7- 1	
10- 7	0- 4		0- 0	HOME	3- 2		1- 1		6- 0	
2- 9	0- 4		0- 0	AWAY	0- 3		2- 1		0- 1	
3- 1	0- 1		0- 0	NEUTRAL	1- 0		1- 0		1- 0	
9- 7	0- 2		0- 0	NON-CONFERENCE	1- 3		1- 1		7- 1	
7- 3	0- 1		0- 0	HOME	1- 2		0- 0		6- 0	
0- 4	0- 1		0- 0	AWAY	0- 1		0- 1		0- 1	
2- 0	0- 0		0- 0	NEUTRAL	0- 0		1- 0		1- 0	
6- 10	0- 7		0- 0	CONFERENCE	3- 2		3- 1		0- 0	
3- 4	0- 3		0- 0	HOME	2- 0		1- 1		0- 0	
2- 5	0- 3		0- 0	AWAY	0- 2		2- 0		0- 0	
1- 1	0- 1		0- 0	NEUTRAL	1- 0		0- 0		0- 0	

RPI 1-25				RPI 26-50				RPI 51-100				RPI 101+				Team's RPI: 113	
RPI	S	Opponent	Score	RPI	S	Opponent	Score	RPI	S	Opponent	Score	RPI	S	Opponent	Score		
3	H	Duke	39 82					53	A	Michigan	58 91	126	N	Butler	86 81		
3	N	Duke	50 79					57	H	Appalachian St.	57 64	133	A	South Fla.	54 63		
10	A	Notre Dame	69 92					62	A	Virginia	46 73	138	A	Virginia Tech	60 55		
12	A	Miami (FL)	46 74					62	N	Virginia	74 68	138	H	Virginia Tech	62 54		
14	A	Maryland	44 75					67	H	Boston College	82 64	139	A	Clemson	86 64		
15	H	Florida St.	79 82					70	H	Princeton	63 71	139	H	Clemson	73 77		
18	H	Georgetown	49 64					77	H	Hampton	62 49	178	H	SMU	66 49		
19	H	Georgia Tech	46 54					99	A	North Carolina St.	59 80	212	A	Jacksonville	66 72		
21	A	North Carolina	56 71					99	H	North Carolina St.	100 94	229	H	Furman	84 35		
LAST 12 Division I GAMES:																	
				3 N Duke 50 79				3 H Duke 39 82									
				62 N Virginia 74 68				138 A Virginia Tech 60 55									
				99 H North Carolina St. 100 94				62 A Virginia 46 73									
				139 A Clemson 86 64				67 H Boston College 82 64									
				12 A Miami (FL) 46 74				14 A Maryland 44 75									
				15 H Florida St. 79 82				139 H Clemson 73 77									

Non-Div I Games:

Wake Forest

■ Loss, ■ Non-Conf, S Site, H Home A Away N Neutral



Average RPI Win: 182		WON-LOST	WINNING	LAST 10	STRENGTH OF		OPP. STRENGTH	TEAM	ADJ.	CONF.	ADJ CONF.
Average RPI Loss: 63		RECORD	PCT. RANK	GAMES	SCHEDULE		OF SCHEDULE	RPI	RPI	RPI	RPI
DIV. I ONLY		11- 17	229	3- 7	78		57	144	141	6	6
DIV. I NON-CONF.		5- 4	135	0- 0	196		147	148	145	6	6
<hr/>											
TOTALS	RPI 1-25	RPI 26-50		W-L RECORDS		RPI 51-100		RPI 101-150		RPI 150+	
11- 17	0- 5	0- 4		OVERALL		2- 4		2- 2		7- 2	
5- 8	0- 3	0- 2		HOME		1- 1		1- 1		3- 1	
5- 7	0- 2	0- 2		AWAY		1- 2		1- 0		3- 1	
1- 2	0- 0	0- 0		NEUTRAL		0- 1		0- 1		1- 0	
5- 4	0- 1	0- 0		NON-CONFERENCE		0- 1		2- 2		3- 0	
2- 2	0- 1	0- 0		HOME		0- 0		1- 1		1- 0	
2- 1	0- 0	0- 0		AWAY		0- 1		1- 0		1- 0	
1- 1	0- 0	0- 0		NEUTRAL		0- 0		0- 1		1- 0	
6- 13	0- 4	0- 4		CONFERENCE		2- 3		0- 0		4- 2	
3- 6	0- 2	0- 2		HOME		1- 1		0- 0		2- 1	
3- 6	0- 2	0- 2		AWAY		1- 1		0- 0		2- 1	
0- 1	0- 0	0- 0		NEUTRAL		0- 1		0- 0		0- 0	

RPI 1-25				RPI 26-50				RPI 51-100				RPI 101+ Team's RPI: 141			
RPI	S	Opponent	Score	RPI	S	Opponent	Score	RPI	S	Opponent	Score	RPI	S	Opponent	Score
5	A	Stanford	52 62	40	A	Arizona St.	49 52	61	A	BYU	55 80	106	N	Kent St.	58 59
5	H	Stanford	51 80	40	H	Arizona St.	63 71	64	A	Arizona	58 61	114	H	UC Riverside	54 59
9	A	UCLA	42 60	44	A	Southern California	61 65	64	H	Arizona	66 74	123	A	Utah	58 55
9	H	UCLA	48 60	44	H	Southern California	51 60	83	A	California	60 49	132	H	Portland St.	51 50
19	H	Georgia Tech	27 60					83	H	California	57 48	154	A	Oregon	64 68
								83	N	California	48 58	154	H	Oregon	90 76
												155	A	Washington St.	65 48
												155	H	Washington St.	64 52
												215	A	Oregon St.	55 52
												215	H	Oregon St.	46 51
												256	H	Western Mich.	59 40
												315	A	Cal St. Northridge	73 55
												334	N	San Jose St.	49 27
LAST 12 Division I GAMES:															
83	N	California	48 58	5	A	Stanford	52 62								
44	A	Southern California	61 65	83	A	California	60 49								
9	A	UCLA	42 60	215	H	Oregon St.	46 51								
155	A	Washington St.	65 48	154	H	Oregon	90 76								
64	H	Arizona	66 74	155	H	Washington St.	64 52								
40	H	Arizona St.	63 71	40	A	Arizona St.	49 52								

Non-Div I Games:

Washington

■ Loss, 
 ■ Non-Conf, 
 ■ S Site, 
 ■ H Home 
 ■ A Away 
 N Neutral

Average RPI Win:	148	WON-LOST	WINNING	LAST 10	STRENGTH OF	OPP. STRENGTH	TEAM	ADJ.	CONF.	ADJ CONF.
Average RPI Loss:	74	RECORD	PCT. RANK	GAMES	SCHEDULE	OF SCHEDULE	RPI	RPI	RPI	RPI
DIV. I ONLY	8- 23	297	3- 7	21	69	162	155	6	6	
DIV. I NON-CONF.	2- 10	313	0- 0	24	164	202	198	6	6	
TOTALS	RPI 1-25	RPI 26-50	W-L RECORDS	RPI 51-100	RPI 101-150	RPI 150+				
8- 23	0- 5	1- 6	OVERALL	3- 5	0- 4	4- 3				
4- 8	0- 2	0- 2	HOME	2- 2	0- 2	2- 0				
3- 13	0- 2	1- 3	AWAY	1- 3	0- 2	1- 3				
1- 2	0- 1	0- 1	NEUTRAL	0- 0	0- 0	1- 0				
2- 10	0- 1	0- 2	NON-CONFERENCE	1- 3	0- 2	1- 2				
1- 2	0- 0	0- 0	HOME	1- 1	0- 1	0- 0				
0- 6	0- 0	0- 1	AWAY	0- 2	0- 1	0- 2				
1- 2	0- 1	0- 1	NEUTRAL	0- 0	0- 0	1- 0				
6- 13	0- 4	1- 4	CONFERENCE	2- 2	0- 2	3- 1				
3- 6	0- 2	0- 2	HOME	1- 1	0- 1	2- 0				
3- 7	0- 2	1- 2	AWAY	1- 1	0- 1	1- 1				
0- 0	0- 0	0- 0	NEUTRAL	0- 0	0- 0	0- 0				

RPI 1-25				RPI 26-50				RPI 51-100				RPI 101+ Team's RPI: 155			
RPI	S	Opponent	Score	RPI	S	Opponent	Score	RPI	S	Opponent	Score	RPI	S	Opponent	Score
5	A	Stanford	59 100	40	A	Arizona St.	70 65	64	A	Arizona	58 64	101	A	UC Davis	38 77
5	H	Stanford	50 94	40	H	Arizona St.	47 55	64	H	Arizona	61 78	118	H	South Dakota St.	61 72
9	A	UCLA	48 66	42	A	Gonzaga	75 93	78	A	Wyoming	43 63	141	A	Washington	52 64
9	H	UCLA	55 80	42	N	Gonzaga	65 67	83	A	California	68 66	141	H	Washington	48 65
21	N	North Carolina	55 93	44	A	Southern California	67 74	83	H	California	77 63	151	A	San Diego St.	57 66
				44	A	Southern California	66 78	93	A	St. Mary's (CA)	69 73	154	A	Oregon	72 77
				44	H	Southern California	57 72	97	H	Nevada	67 54	154	H	Oregon	96 90
								100	H	Nebraska	79 87	193	A	Portland	80 91
												215	A	Oregon St.	58 50
												215	H	Oregon St.	67 64
												300	N	Long Beach St.	87 63
LAST 12 Division I GAMES:															
44	A	Southern California	66 78	83	A	California	68 66	5	A	Stanford	59 100				
9	A	UCLA	48 66	154	H	Oregon	96 90								
44	A	Southern California	67 74	215	H	Oregon St.	67 64								
141	H	Washington	48 65	141	A	Washington	52 64								
40	H	Arizona St.	47 55	64	A	Arizona	58 64								
64	H	Arizona	61 78												

Non-Div I Games:

Washington St.

■ Loss, 
 ■ Non-Conf, 
 ■ S Site, 
 ■ Home 
 ■ A Away 
 N Neutral

Average RPI Win:	261	WON-LOST	WINNING	LAST 10	STRENGTH OF	OPP. STRENGTH	TEAM	ADJ.	CONF.	ADJ CONF.
Average RPI Loss:	197	RECORD	PCT. RANK	GAMES	SCHEDULE	OF SCHEDULE	RPI	RPI	RPI	RPI
DIV. I ONLY	6- 21	312	2- 8	288	303	318	318	24	24	
DIV. I NON-CONF.	3- 8	266	0- 0	264	323	300	302	20	20	
TOTALS	RPI 1-25	RPI 26-50	W-L RECORDS	RPI 51-100	RPI 101-150	RPI 150+				
6- 21	0- 0	0- 0	OVERALL	0- 2	1- 5	5- 14				
4- 9	0- 0	0- 0	HOME	0- 1	1- 3	3- 5				
1- 11	0- 0	0- 0	AWAY	0- 1	0- 2	1- 8				
1- 1	0- 0	0- 0	NEUTRAL	0- 0	0- 0	1- 1				
3- 8	0- 0	0- 0	NON-CONFERENCE	0- 2	0- 2	3- 4				
1- 4	0- 0	0- 0	HOME	0- 1	0- 2	1- 1				
1- 3	0- 0	0- 0	AWAY	0- 1	0- 0	1- 2				
1- 1	0- 0	0- 0	NEUTRAL	0- 0	0- 0	1- 1				
3- 13	0- 0	0- 0	CONFERENCE	0- 0	1- 3	2- 10				
3- 5	0- 0	0- 0	HOME	0- 0	1- 1	2- 4				
0- 8	0- 0	0- 0	AWAY	0- 0	0- 2	0- 6				
0- 0	0- 0	0- 0	NEUTRAL	0- 0	0- 0	0- 0				

RPI S	Opponent	Score	RPI S	Opponent	Score	RPI S	Opponent	Score	RPI S	Opponent	Score	Team's RPI: 318
						61	A BYU	54 70	123	H Utah	56 62	
						97	H Nevada	72 74	132	A Portland St.	60 68	
									132	H Portland St.	65 62	
									134	A Montana	59 67	
									134	H Montana	52 57	
									145	H Utah St.	54 66	
									152	A Montana St.	51 60	
									152	H Montana St.	56 66	
									197	A Cal St. Bakersfield	58 72	
									203	A Idaho St.	51 71	
									203	H Idaho St.	66 61	
									214	A Northern Colo.	49 67	
									214	H Northern Colo.	56 68	
									215	H Oregon St.	55 62	
									238	A Southern Utah	53 66	
									262	A Northern Ariz.	63 75	
									262	H Northern Ariz.	62 69	
									267	A Eastern Wash.	52 65	
									267	H Eastern Wash.	67 73	
									272	H Boise St.	79 70	
									292	N Bryant	51 49	
									330	A Sacramento St.	54 69	
									330	H Sacramento St.	81 68	
									334	A San Jose St.	59 50	
									336	N Texas St.	54 64	
LAST 12 Division I GAMES:												
			330	A Sacramento St.	54 69		267	H Eastern Wash.	67 73			
			203	A Idaho St.	51 71		262	A Northern Ariz.	63 75			
			330	H Sacramento St.	81 68		152	A Montana St.	51 60			
			203	H Idaho St.	66 61		134	A Montana	59 67			
			267	A Eastern Wash.	52 65		214	A Northern Colo.	49 67			
			132	A Portland St.	60 68		214	H Northern Colo.	56 68			

Non-Div I Games: Montana Western 90 64

Weber St.

■ Loss, 
 ■ Non-Conf, S Site, 
 ■ Home 
 ■ Away 
 N Neutral

Average RPI Win:	132	WON-LOST	WINNING	LAST 10	STRENGTH OF	OPP. STRENGTH	TEAM	ADJ.	CONF.	ADJ CONF.
Average RPI Loss:	28	RECORD	PCT. RANK	GAMES	SCHEDULE	OF SCHEDULE	RPI	RPI	RPI	RPI
DIV. I ONLY	23- 9	45	4- 6	47	50	29	31	3	3	
DIV. I NON-CONF.	14- 0	1	0- 0	59	122	8	8	2	2	
TOTALS	RPI 1-25	RPI 26-50	W-L RECORDS	RPI 51-100	RPI 101-150	RPI 150+				
23- 9	0- 6	2- 2	OVERALL	7- 1	6- 0	8- 0				
13- 3	0- 2	1- 0	HOME	3- 1	5- 0	4- 0				
5- 5	0- 4	0- 1	AWAY	2- 0	1- 0	2- 0				
5- 1	0- 0	1- 1	NEUTRAL	2- 0	0- 0	2- 0				
14- 0	0- 0	1- 0	NON-CONFERENCE	5- 0	3- 0	5- 0				
8- 0	0- 0	0- 0	HOME	2- 0	3- 0	3- 0				
2- 0	0- 0	0- 0	AWAY	1- 0	0- 0	1- 0				
4- 0	0- 0	1- 0	NEUTRAL	2- 0	0- 0	1- 0				
9- 9	0- 6	1- 2	CONFERENCE	2- 1	3- 0	3- 0				
5- 3	0- 2	1- 0	HOME	1- 1	2- 0	1- 0				
3- 5	0- 4	0- 1	AWAY	1- 0	1- 0	1- 0				
1- 1	0- 0	0- 1	NEUTRAL	0- 0	0- 0	1- 0				

RPI S	Opponent	Score	RPI S	Opponent	Score	Team's RPI: 31	RPI S	Opponent	Score	RPI S	Opponent	Score
1	H Connecticut	51 57	32	H St. John's (NY)	69 49		52	H Duquesne	69 58	111	A Villanova	39 36
10	H Notre Dame	60 72	32	N St. John's (NY)	51 59		54	H Syracuse	70 61	117	H Providence	59 45
11	A DePaul	55 78	33	N Iowa St.	64 53		62	N Virginia	57 43	128	H Central Conn. St.	63 37
18	A Georgetown	60 65	36	A Louisville	47 57		66	N TCU	62 49	133	H South Fla.	78 52
23	A Rutgers	58 67					73	A St. Bonaventure	62 53	137	H Loyola Maryland	80 49
24	A Marquette	54 69					81	H St. Francis (PA)	83 55	150	H Prairie View	71 39
							96	A Pittsburgh	90 79	158	H Elon	90 51
							96	H Pittsburgh	53 60	166	H Cincinnati	72 44
										166	N Cincinnati	66 41
										184	H High Point	89 57
										189	A Seton Hall	67 46
										230	N Marshall	78 21
										284	H Delaware St.	66 31
										325	A N.C. Central	71 39
LAST 12 Division I GAMES:												
32	N St. John's (NY)	51 59	36	A Louisville	47 57							
166	N Cincinnati	66 41	1	H Connecticut	51 57							
32	H St. John's (NY)	69 49	96	H Pittsburgh	53 60							
23	A Rutgers	58 67	117	H Providence	59 45							
10	H Notre Dame	60 72	11	A DePaul	55 78							
96	A Pittsburgh	90 79	18	A Georgetown	60 65							

Non-Div I Games:

West Virginia

Average RPI Win: <b>237</b>	WON-LOST	WINNING	LAST 10	STRENGTH OF	OPP. STRENGTH	TEAM	ADJ.	CONF.	ADJ CONF.
Average RPI Loss: <b>133</b>	RECORD	PCT. RANK	GAMES	SCHEDULE	OF SCHEDULE	RPI	RPI	RPI	RPI
DIV. I ONLY	<b>9- 22</b>	<b>280</b>	<b>3- 7</b>	<b>111</b>	<b>168</b>	<b>235</b>	<b>234</b>	<b>16</b>	<b>16</b>
DIV. I NON-CONF.	<b>2- 7</b>	<b>293</b>	<b>0- 0</b>	<b>39</b>	<b>37</b>	<b>182</b>	<b>181</b>	<b>17</b>	<b>17</b>
TOTALS	RPI 1-25	RPI 26-50	W-L RECORDS	RPI 51-100	RPI 101-150	RPI 150+			
9- 22	0- 3	0- 0	OVERALL	0- 7	0- 3	9- 9			
4- 11	0- 1	0- 0	HOME	0- 4	0- 2	4- 4			
4- 10	0- 2	0- 0	AWAY	0- 2	0- 1	4- 5			
1- 1	0- 0	0- 0	NEUTRAL	0- 1	0- 0	1- 0			
2- 7	0- 3	0- 0	NON-CONFERENCE	0- 2	0- 1	2- 1			
0- 5	0- 1	0- 0	HOME	0- 2	0- 1	0- 1			
2- 2	0- 2	0- 0	AWAY	0- 0	0- 0	2- 0			
0- 0	0- 0	0- 0	NEUTRAL	0- 0	0- 0	0- 0			
7- 15	0- 0	0- 0	CONFERENCE	0- 5	0- 2	7- 8			
4- 6	0- 0	0- 0	HOME	0- 2	0- 1	4- 3			
2- 8	0- 0	0- 0	AWAY	0- 2	0- 1	2- 5			
1- 1	0- 0	0- 0	NEUTRAL	0- 1	0- 0	1- 0			

RPI S	Opponent	Score	RPI S	Opponent	Score	RPI S	Opponent	Score	RPI S	Opponent	Score	Team's RPI: 234
15	H Florida St.	48 <b>68</b>				56	H Charlotte	51 <b>66</b>	115	H East Carolina	76 <b>80</b>	
21	A North Carolina	36 <b>93</b>				57	A Appalachian St.	50 <b>65</b>	136	A Chattanooga	55 <b>71</b>	
25	A James Madison	47 <b>82</b>				57	H Appalachian St.	36 <b>62</b>	136	H Chattanooga	47 <b>59</b>	
						74	H Richmond	65 <b>79</b>	158	A Elon	74 <b>64</b>	
						80	A Samford	48 <b>60</b>	158	H Elon	49 <b>76</b>	
						80	H Samford	48 <b>63</b>	181	H Colorado St.	53 <b>69</b>	
						80	N Samford	48 <b>57</b>	205	A Georgia St.	51 <b>37</b>	
									206	A UNC Greensboro	53 <b>57</b>	
									206	H UNC Greensboro	50 <b>56</b>	
									216	A Davidson	56 <b>65</b>	
									216	H Davidson	60 <b>48</b>	
									229	A Furman	49 <b>65</b>	
									229	H Furman	75 <b>66</b>	
									245	A Ga. Southern	64 <b>69</b>	
									245	H Ga. Southern	51 <b>45</b>	
									245	N Ga. Southern	48 <b>42</b>	
									254	A Col. of Charleston	45 <b>49</b>	
									254	H Col. of Charleston	60 <b>56</b>	
									283	A UNC Asheville	78 <b>59</b>	
									298	A Wofford	68 <b>58</b>	
									298	H Wofford	60 <b>64</b>	
LAST 12 Division I GAMES:												
	80	N	Samford	48	<b>57</b>		229	A	Furman	49	<b>65</b>	
	245	N	Ga. Southern	48	<b>42</b>		298	H	Wofford	60	<b>64</b>	
	136	H	Chattanooga	47	<b>59</b>		206	A	UNC Greensboro	53	<b>57</b>	
	298	A	Wofford	68	<b>58</b>		216	A	Davidson	56	<b>65</b>	
	254	A	Col. of Charleston	45	<b>49</b>		57	H	Appalachian St.	36	<b>62</b>	
	245	H	Ga. Southern	51	<b>45</b>		158	H	Elon	49	<b>76</b>	

Non-Div I Games:

Western Caro.

■ Loss, 
■ Non-Conf, 
■ S Site, 
■ H Home 
■ A Away 
N Neutral

Average RPI Win:	304	WON-LOST	WINNING	LAST 10	STRENGTH OF	OPP. STRENGTH	TEAM	ADJ.	CONF.	ADJ CONF.
Average RPI Loss:	152	RECORD	PCT. RANK	GAMES	SCHEDULE	OF SCHEDULE	RPI	RPI	RPI	RPI
DIV. I ONLY	6- 21	312	2- 8	218	229	302	299	26	26	
DIV. I NON-CONF.	0- 8	334	0- 0	113	16	303	301	28	28	
TOTALS	RPI 1-25	RPI 26-50	W-L RECORDS	RPI 51-100	RPI 101-150	RPI 150+				
6- 21	0- 1	0- 3	OVERALL	0- 0	0- 5	6- 12				
3- 8	0- 0	0- 0	HOME	0- 0	0- 2	3- 6				
3- 12	0- 1	0- 3	AWAY	0- 0	0- 2	3- 6				
0- 1	0- 0	0- 0	NEUTRAL	0- 0	0- 1	0- 0				
0- 8	0- 1	0- 3	NON-CONFERENCE	0- 0	0- 0	0- 4				
0- 2	0- 0	0- 0	HOME	0- 0	0- 0	0- 2				
0- 6	0- 1	0- 3	AWAY	0- 0	0- 0	0- 2				
0- 0	0- 0	0- 0	NEUTRAL	0- 0	0- 0	0- 0				
6- 13	0- 0	0- 0	CONFERENCE	0- 0	0- 5	6- 8				
3- 6	0- 0	0- 0	HOME	0- 0	0- 2	3- 4				
3- 6	0- 0	0- 0	AWAY	0- 0	0- 2	3- 4				
0- 1	0- 0	0- 0	NEUTRAL	0- 0	0- 1	0- 0				

RPI	S	Opponent	Score	RPI	S	Opponent	Score	RPI	S	Opponent	Score	RPI	S	Opponent	Score	Team's RPI: 299
20	A	Oklahoma	43 84	33	A	Iowa St.	32 58					118	A	South Dakota St.	40 65	
				39	A	Kansas St.	53 63					118	H	South Dakota St.	59 87	
				48	A	Purdue	44 76					149	A	Oral Roberts	75 101	
												149	H	Oral Roberts	66 68	
												149	N	Oral Roberts	79 108	
												158	A	Oakland	38 64	
												158	H	Oakland	47 56	
												161	A	IPFW	74 86	
												161	H	IPFW	54 73	
												169	H	Bradley	55 62	
												172	A	Milwaukee	55 70	
												174	H	Northern Ill.	65 73	
												225	A	North Dakota St.	50 65	
												225	H	North Dakota St.	68 66	
												238	A	Southern Utah	77 62	
												238	H	Southern Utah	53 65	
												250	A	Loyola (IL)	59 64	
												255	A	UMKC	51 58	
												255	H	UMKC	47 53	
												337	A	IUPUI	51 50	
												337	H	IUPUI	48 43	
												342	A	Centenary (LA)	68 58	
												342	H	Centenary (LA)	68 55	
LAST 12 Division I GAMES:																
				149	N	Oral Roberts	79 108	118	A	South Dakota St.	40 65					
				342	A	Centenary (LA)	68 58	158	H	Oakland	47 56					
				149	A	Oral Roberts	75 101	161	H	IPFW	54 73					
				255	H	UMKC	47 53	337	H	IUPUI	48 43					
				238	H	Southern Utah	53 65	238	A	Southern Utah	77 62					
				225	A	North Dakota St.	50 65	255	A	UMKC	51 58					

Non-Div I Games: Judson (IL) 83 35 William Woods 60 42

Western Ill.

Loss, Non-Conf, S Site, H Home A Away N Neutral

Average RPI Win:	225	WON-LOST	WINNING	LAST 10	STRENGTH OF	OPP. STRENGTH	TEAM	ADJ.	CONF.	ADJ CONF.
Average RPI Loss:	91	RECORD	PCT. RANK	GAMES	SCHEDULE	OF SCHEDULE	RPI	RPI	RPI	RPI
DIV. I ONLY	15- 17	183	6- 4	81	136	133	131	17	17	
DIV. I NON-CONF.	3- 9	278	0- 0	7	22	116	115	14	14	
TOTALS	RPI 1-25	RPI 26-50	W-L RECORDS	RPI 51-100	RPI 101-150	RPI 150+				
15- 17	0- 2	0- 6	OVERALL	1- 3	2- 3	12- 3				
8- 6	0- 0	0- 3	HOME	0- 1	1- 2	7- 0				
4- 9	0- 1	0- 3	AWAY	1- 1	0- 1	3- 3				
3- 2	0- 1	0- 0	NEUTRAL	0- 1	1- 0	2- 0				
3- 9	0- 2	0- 4	NON-CONFERENCE	0- 2	1- 0	2- 1				
3- 3	0- 0	0- 2	HOME	0- 1	1- 0	2- 0				
0- 5	0- 1	0- 2	AWAY	0- 1	0- 0	0- 1				
0- 1	0- 1	0- 0	NEUTRAL	0- 0	0- 0	0- 0				
12- 8	0- 0	0- 2	CONFERENCE	1- 1	1- 3	10- 2				
5- 3	0- 0	0- 1	HOME	0- 0	0- 2	5- 0				
4- 4	0- 0	0- 1	AWAY	1- 0	0- 1	3- 2				
3- 1	0- 0	0- 0	NEUTRAL	0- 1	1- 0	2- 0				

RPI S	Opponent	Score	RPI S	Opponent	Score	RPI S	Opponent	Score	RPI S	Opponent	Score	Team's RPI: 131
3 A	Duke	55 82	27 A	Louisiana Tech	55 71	58 H	Northwestern	54 61	106 H	Kent St.	77 68	
16 N	Michigan St.	51 59	28 H	Texas Tech	60 70	59 A	UCF	55 66	127 H	Denver	50 51	
			30 A	Vanderbilt	48 74	63 A	UALR	66 64	127 N	Denver	65 57	
			41 H	Bowling Green	68 72	63 N	UALR	59 66	135 A	FIU	54 69	
			45 A	Middle Tenn.	56 64				135 H	FIU	62 75	
			45 H	Middle Tenn.	66 72				179 A	Arkansas St.	75 74	
									179 N	Arkansas St.	55 47	
									186 H	La.-Monroe	80 71	
									194 A	South Ala.	60 62	
									194 H	South Ala.	56 41	
									220 H	Florida A&M	57 50	
									233 A	North Dakota	72 90	
									259 H	Grambling	60 43	
									297 A	La.-Lafayette	69 49	
									306 A	Fla. Atlantic	67 79	
									306 H	Fla. Atlantic	73 46	
									308 A	Troy	78 61	
									308 H	Troy	92 76	
									321 H	North Texas	69 64	
									321 N	North Texas	81 66	
LAST 12 Division I GAMES:												
			63 N	UALR	59 66	297 A	La.-Lafayette	69 49				
			179 N	Arkansas St.	55 47	63 A	UALR	66 64				
			127 N	Denver	65 57	45 H	Middle Tenn.	66 72				
			321 N	North Texas	81 66	186 H	La.-Monroe	80 71				
			45 A	Middle Tenn.	56 64	194 H	South Ala.	56 41				
			135 H	FIU	62 75	306 A	Fla. Atlantic	67 79				

Non-Div I Games:

Western Ky.

WON-LOST				THROUGH GAMES OF SUNDAY, MARCH 13, 1911						
Average RPI Win:	220	WON-LOST	WINNING	LAST 10	STRENGTH OF	OPP. STRENGTH	TEAM	ADJ.	CONF.	ADJ CONF.
Average RPI Loss:	148	RECORD	PCT. RANK	GAMES	SCHEDULE	OF SCHEDULE	RPI	RPI	RPI	RPI
DIV. I ONLY	9- 21	269	4- 6	178	166	259	256	12	12	
DIV. I NON-CONF.	4- 9	253	0- 0	271	287	289	288	12	12	
TOTALS	RPI 1-25	RPI 26-50	W-L RECORDS	RPI 51-100	RPI 101-150	RPI 150+				
9- 21	0- 1	1- 0	OVERALL	0- 6	0- 3	8- 11				
7- 6	0- 1	1- 0	HOME	0- 3	0- 0	6- 2				
2- 13	0- 0	0- 0	AWAY	0- 3	0- 2	2- 8				
0- 2	0- 0	0- 0	NEUTRAL	0- 0	0- 1	0- 1				
4- 9	0- 1	0- 0	NON-CONFERENCE	0- 0	0- 2	4- 6				
3- 2	0- 1	0- 0	HOME	0- 0	0- 0	3- 1				
1- 5	0- 0	0- 0	AWAY	0- 0	0- 1	1- 4				
0- 2	0- 0	0- 0	NEUTRAL	0- 0	0- 1	0- 1				
5- 12	0- 0	1- 0	CONFERENCE	0- 6	0- 1	4- 5				
4- 4	0- 0	1- 0	HOME	0- 3	0- 0	3- 1				
1- 8	0- 0	0- 0	AWAY	0- 3	0- 1	1- 4				
0- 0	0- 0	0- 0	NEUTRAL	0- 0	0- 0	0- 0				

RPI 1-25				RPI 26-50				RPI 51-100				RPI 101+				Team's RPI: 256	
RPI	S	Opponent	Score	RPI	S	Opponent	Score	RPI	S	Opponent	Score	RPI	S	Opponent	Score		
16	H	Michigan St.	50 62	41	H	Bowling Green	66 55	60	A	Toledo	39 76	106	A	Kent St.	68 79		
								60	H	Toledo	60 63	129	N	Indiana St.	66 71		
								87	A	Central Mich.	75 91	141	A	Washington	40 59		
								87	H	Central Mich.	62 72	153	A	Cleveland St.	55 66		
								94	A	Eastern Mich.	56 80	165	N	Morehead St.	54 57		
								94	H	Eastern Mich.	56 67	168	A	Buffalo	39 53		
												174	A	Northern Ill.	71 67		
												174	H	Northern Ill.	72 70		
												180	A	Akron	65 76		
												180	H	Akron	66 77		
												185	A	Detroit	53 66		
												196	H	Chicago St.	63 73		
												204	H	Eastern Ill.	57 55		
												208	H	Miami (OH)	83 64		
												218	A	Ohio	54 60		
												244	A	Ball St.	60 67		
												244	H	Ball St.	68 51		
												250	A	Loyola (IL)	62 67		
												288	H	Youngstown St.	69 64		
												305	A	Southeast Mo. St.	56 60		
												320	H	Southern Ill.	56 52		
												331	A	Eastern Ky.	66 58		
LAST 12 Division I GAMES:																	
				180	A	Akron	65 76	208	H	Miami (OH)	83 64						
				94	A	Eastern Mich.	56 80	168	A	Buffalo	39 53						
				244	H	Ball St.	68 51	106	A	Kent St.	68 79						
				174	H	Northern Ill.	72 70	41	H	Bowling Green	66 55						
				87	A	Central Mich.	75 91	180	H	Akron	66 77						
				60	A	Toledo	39 76	218	A	Ohio	54 60						

Non-Div I Games:

Western Mich.

Loss, Non-Conf, S Site, H Home A Away N Neutral



Average RPI Win:	196	WON-LOST	WINNING	LAST 10	STRENGTH OF	OPP. STRENGTH	TEAM	ADJ.	CONF.	ADJ CONF.
Average RPI Loss:	99	RECORD	PCT. RANK	GAMES	SCHEDULE	OF SCHEDULE	RPI	RPI	RPI	RPI
DIV. I ONLY	17- 14	140	7- 3	105	141	117	119	8	8	
DIV. I NON-CONF.	6- 5	139	0- 0	171	322	154	154	8	8	
TOTALS	RPI 1-25	RPI 26-50	W-L RECORDS	RPI 51-100	RPI 101-150	RPI 150+				
17- 14	0- 0	0- 3	OVERALL	4- 6	3- 2	10- 3				
11- 4	0- 0	0- 1	HOME	3- 1	2- 1	6- 1				
5- 8	0- 0	0- 1	AWAY	0- 4	1- 1	4- 2				
1- 2	0- 0	0- 1	NEUTRAL	1- 1	0- 0	0- 0				
6- 5	0- 0	0- 0	NON-CONFERENCE	0- 3	0- 1	6- 1				
4- 2	0- 0	0- 0	HOME	0- 1	0- 1	4- 0				
2- 2	0- 0	0- 0	AWAY	0- 1	0- 0	2- 1				
0- 1	0- 0	0- 0	NEUTRAL	0- 1	0- 0	0- 0				
11- 9	0- 0	0- 3	CONFERENCE	4- 3	3- 1	4- 2				
7- 2	0- 0	0- 1	HOME	3- 0	2- 0	2- 1				
3- 6	0- 0	0- 1	AWAY	0- 3	1- 1	2- 1				
1- 1	0- 0	0- 1	NEUTRAL	1- 0	0- 0	0- 0				

RPI S	Opponent	Score	RPI S	Opponent	Score	RPI S	Opponent	Score	RPI S	Opponent	Score	Team's RPI: 119
34	A UNI	49 59	34	H UNI	57 77	51	A Missouri St.	41 71	101	H UC Davis	66 78	
34	N UNI	44 61	34	N UNI	44 61	51	H Missouri St.	69 52	129	A Indiana St.	57 65	
						64	H Arizona	72 81	129	H Indiana St.	73 56	
						76	A Creighton	48 50	130	A Drake	66 57	
						76	H Creighton	60 51	130	H Drake	72 58	
						76	N Creighton	58 52	169	A Bradley	49 68	
						78	N Wyoming	55 63	169	H Bradley	81 74	
						85	A Illinois St.	60 69	209	A South Dakota	47 57	
						85	H Illinois St.	59 56	211	H George Mason	65 59	
						87	A Central Mich.	73 98	235	A SIU Edwardsville	79 53	
									237	A Evansville	65 50	
									237	H Evansville	66 74	
									247	H Santa Clara	64 49	
									289	H Savannah St.	67 41	
									315	A Cal St. Northridge	67 58	
									319	H Tex.-Pan American	95 55	
									320	A Southern Ill.	69 46	
									320	H Southern Ill.	76 53	
LAST 12 Division I GAMES:												
34	N UNI	44 61	51	H Missouri St.	69 52							
76	N Creighton	58 52	129	A Indiana St.	57 65							
237	A Evansville	65 50	85	A Illinois St.	60 69							
320	A Southern Ill.	69 46	169	H Bradley	81 74							
130	H Drake	72 58	34	H UNI	57 77							
76	H Creighton	60 51	76	A Creighton	48 50							

Non-Div I Games:

Wichita St.

Average RPI Win:	243	WON-LOST	WINNING	LAST 10	STRENGTH OF	OPP. STRENGTH	TEAM	ADJ.	CONF.	ADJ CONF.
Average RPI Loss:	126	RECORD	PCT. RANK	GAMES	SCHEDULE	OF SCHEDULE	RPI	RPI	RPI	RPI
DIV. I ONLY	3- 26	335	1- 9	125	110	300	294	10	11	
DIV. I NON-CONF.	1- 9	325	0- 0	296	79	334	334	11	11	
TOTALS	RPI 1-25	RPI 26-50	W-L RECORDS	RPI 51-100	RPI 101-150	RPI 150+				
3- 26	0- 2	0- 0	OVERALL	0- 12	0- 2	3- 10				
3- 10	0- 1	0- 0	HOME	0- 6	0- 1	3- 2				
0- 13	0- 1	0- 0	AWAY	0- 6	0- 1	0- 5				
0- 3	0- 0	0- 0	NEUTRAL	0- 0	0- 0	0- 3				
1- 9	0- 0	0- 0	NON-CONFERENCE	0- 2	0- 2	1- 5				
1- 3	0- 0	0- 0	HOME	0- 1	0- 1	1- 1				
0- 4	0- 0	0- 0	AWAY	0- 1	0- 1	0- 2				
0- 2	0- 0	0- 0	NEUTRAL	0- 0	0- 0	0- 2				
2- 17	0- 2	0- 0	CONFERENCE	0- 10	0- 0	2- 5				
2- 7	0- 1	0- 0	HOME	0- 5	0- 0	2- 1				
0- 9	0- 1	0- 0	AWAY	0- 5	0- 0	0- 3				
0- 1	0- 0	0- 0	NEUTRAL	0- 0	0- 0	0- 1				

RPI S	Opponent	Score	RPI S	Opponent	Score	RPI S	Opponent	Score	RPI S	Opponent	Score	Team's RPI: 294
25	A James Madison	59 72				69	A Old Dominion	65 70	113	A Wake Forest	64 82	
25	H James Madison	75 89				69	H Old Dominion	55 68	138	H Virginia Tech	78 94	
						74	H Richmond	59 69	162	A Hofstra	65 79	
						75	A Wisconsin	38 65	162	H Hofstra	84 91	
						82	A UNC Wilmington	59 82	162	N Hofstra	67 89	
						82	H UNC Wilmington	48 72	168	N Buffalo	56 66	
						86	A Delaware	51 60	169	N Bradley	62 65	
						86	H Delaware	66 70	189	H Seton Hall	67 73	
						90	A VCU	56 62	205	H Georgia St.	76 66	
						90	H VCU	61 73	211	H George Mason	69 57	
						95	A Drexel	74 80	216	A Davidson	47 69	
						95	H Drexel	58 59	227	A Towson	55 66	
									246	A Northeastern	56 69	
									271	A Longwood	77 82	
									312	H Norfolk St.	74 59	
LAST 12 Division I GAMES:												
162	N Hofstra	67 89	86	H Delaware	66 70							
162	H Hofstra	84 91	82	H UNC Wilmington	48 72							
90	A VCU	56 62	227	A Towson	55 66							
69	A Old Dominion	65 70	162	A Hofstra	65 79							
205	H Georgia St.	76 66	82	A UNC Wilmington	59 82							
95	A Drexel	74 80	69	H Old Dominion	55 68							

Non-Div I Games:

William &amp; Mary

## Winthrop

Average RPI Win: **265**  
 Average RPI Loss: **189**

WON-LOST  
 RECORD

WINNING  
 PCT. RANK

LAST 10  
 GAMES

## Through Games Of Sunday, March 13, 2011

STRENGTH OF  
 SCHEDULE

OPP. STRENGTH  
 OF SCHEDULE

TEAM  
 RPI

ADJ.  
 RPI

CONF.  
 RPI

ADJ CONF.  
 RPI

DIV. I ONLY	12- 16	209	3- 7	326	241	273	279	22	22
DIV. I NON-CONF.	6- 4	117	1- 0	335	227	241	244	22	22
TOTALS	RPI 1-25	RPI 26-50	W-L RECORDS	RPI 51-100	RPI 101-150	RPI 150+			
12- 16	0- 0	0- 0	OVERALL	0- 1	0- 6	12- 9			
5- 8	0- 0	0- 0	HOME	0- 0	0- 2	5- 6			
4- 7	0- 0	0- 0	AWAY	0- 1	0- 3	4- 3			
3- 1	0- 0	0- 0	NEUTRAL	0- 0	0- 1	3- 0			
6- 4	0- 0	0- 0	NON-CONFERENCE	0- 1	0- 1	6- 2			
3- 2	0- 0	0- 0	HOME	0- 0	0- 0	3- 2			
1- 2	0- 0	0- 0	AWAY	0- 1	0- 1	1- 0			
2- 0	0- 0	0- 0	NEUTRAL	0- 0	0- 0	2- 0			
6- 12	0- 0	0- 0	CONFERENCE	0- 0	0- 5	6- 7			
2- 6	0- 0	0- 0	HOME	0- 0	0- 2	2- 4			
3- 5	0- 0	0- 0	AWAY	0- 0	0- 2	3- 3			
1- 1	0- 0	0- 0	NEUTRAL	0- 0	0- 1	1- 0			

RPI 1-25			RPI 26-50			RPI 51-100			RPI 101+			Team's RPI: 279
RPI	S	Opponent	Score	RPI	S	Opponent	Score	RPI	S	Opponent	Score	
						90 A VCU	49 59			109 A Liberty	38 72	
										109 H Liberty	33 70	
										138 A Virginia Tech	48 53	
										142 A Gardner-Webb	46 62	
										142 H Gardner-Webb	42 45	
										142 N Gardner-Webb	44 59	
										181 H Colorado St.	58 56	
										184 A High Point	49 64	
										184 H High Point	45 57	
										192 H N.C. A&T	56 81	
										216 H Davidson	49 41	
										222 A Radford	47 69	
										222 H Radford	65 55	
										222 N Radford	59 38	
										248 A Charleston So.	55 70	
										248 H Charleston So.	75 53	
										249 H Belmont	50 59	
										271 H Longwood	54 46	
										277 A Coastal Caro.	64 48	
										277 H Coastal Caro.	29 48	
										283 A UNC Asheville	71 64	
										283 H UNC Asheville	61 66	
										288 N Youngstown St.	50 46	
										310 A Presbyterian	56 47	
										310 H Presbyterian	40 55	
										325 A N.C. Central	62 60	
LAST 12 Division I GAMES:												
						142 N Gardner-Webb	44 59			222 A Radford	47 69	
						222 N Radford	59 38			310 A Presbyterian	56 47	
						248 A Charleston So.	55 70			109 A Liberty	38 72	
						142 A Gardner-Webb	46 62			277 A Coastal Caro.	64 48	
						283 H UNC Asheville	61 66			271 H Longwood	54 46	
						184 H High Point	45 57			277 H Coastal Caro.	29 48	

Non-Div I Games:

Southern Wesleyan 93 46

Lander

40 70

Southern Poly

16 53

Winthrop

Loss, Non-Conf, S Site, H Home A Away N Neutral

W  
i  
n  
t  
h  
r  
o  
p

Winthrop  
RPI S Opponent Score

Through Games Of Sunday, March 13, 2011

RPI	S	Opponent	Score
335	N	Maine	54 51

W  
i  
n  
t  
h  
r  
o  
p

Winthrop

Average RPI Win:	129	WON-LOST	WINNING	LAST 10	STRENGTH OF	OPP. STRENGTH	TEAM	ADJ.	CONF.	ADJ CONF.
Average RPI Loss:	49	RECORD	PCT. RANK	GAMES	SCHEDULE	OF SCHEDULE	RPI	RPI	RPI	RPI
DIV. I ONLY	15- 14	158	5- 5	40	20	76	75	5	5	
DIV. I NON-CONF.	5- 7	208	0- 0	43	26	114	114	3	3	
TOTALS	RPI 1-25	RPI 26-50	W-L RECORDS	RPI 51-100	RPI 101-150	RPI 150+				
15- 14	0- 7	3- 0	OVERALL	3- 6	3- 0	6- 1				
8- 5	0- 3	2- 0	HOME	1- 2	1- 0	4- 0				
7- 7	0- 4	1- 0	AWAY	2- 3	2- 0	2- 0				
0- 2	0- 0	0- 0	NEUTRAL	0- 1	0- 0	0- 1				
5- 7	0- 3	0- 0	NON-CONFERENCE	1- 4	1- 0	3- 0				
2- 3	0- 2	0- 0	HOME	0- 1	0- 0	2- 0				
3- 3	0- 1	0- 0	AWAY	1- 2	1- 0	1- 0				
0- 1	0- 0	0- 0	NEUTRAL	0- 1	0- 0	0- 0				
10- 7	0- 4	3- 0	CONFERENCE	2- 2	2- 0	3- 1				
6- 2	0- 1	2- 0	HOME	1- 1	1- 0	2- 0				
4- 4	0- 3	1- 0	AWAY	1- 1	1- 0	1- 0				
0- 1	0- 0	0- 0	NEUTRAL	0- 0	0- 0	0- 1				

RPI S	Opponent	Score	RPI S	Opponent	Score	RPI S	Opponent	Score	RPI S	Opponent	Score
3	H Duke	51 59	29	H Penn St.	77 62	53	A Michigan	59 75	120	A Minnesota	71 63
7	A Ohio St.	47 80	48	A Purdue	68 66	53	H Michigan	66 68	120	H Minnesota	47 42
16	A Michigan St.	43 62	48	H Purdue	60 46	58	A Northwestern	62 50	130	A Drake	60 49
16	H Michigan St.	70 73				58	H Northwestern	62 41	167	H Illinois	60 47
17	A Iowa	44 59				61	N BYU	55 67	167	N Illinois	56 63
22	A Green Bay	43 69				71	H Kansas	86 93	171	A Indiana	75 49
24	H Marquette	52 66				78	A Wyoming	63 59	171	H Indiana	65 57
						89	A Oklahoma St.	42 50	172	H Milwaukee	68 53
						93	A St. Mary's (CA)	50 56	268	A St. Louis	60 32
									294	H William & Mary	65 38
LAST 12 Division I GAMES:											
167	N Illinois	56 63	171	A Indiana	75 49						
7	A Ohio St.	47 80	16	H Michigan St.	70 73						
171	H Indiana	65 57	58	A Northwestern	62 50						
53	H Michigan	66 68	167	H Illinois	60 47						
17	A Iowa	44 59	120	A Minnesota	71 63						
58	H Northwestern	62 41	53	A Michigan	59 75						

Non-Div I Games:

Wisconsin

Average RPI Win: <b>244</b>	WON-LOST	WINNING	LAST 10	STRENGTH OF	OPP. STRENGTH	TEAM	ADJ.	CONF.	ADJ CONF.
Average RPI Loss: <b>169</b>	RECORD	PCT. RANK	GAMES	SCHEDULE	OF SCHEDULE	RPI	RPI	RPI	RPI
DIV. I ONLY	6- 22	316	2- 8	197	210	298	298	16	16
DIV. I NON-CONF.	2- 4	234	0- 0	206	319	253	254	17	17
TOTALS	RPI 1-25	RPI 26-50	W-L RECORDS	RPI 51-100	RPI 101-150	RPI 150+			
6- 22	0- 0	0- 0	OVERALL	0- 5	0- 5	6- 12			
4- 10	0- 0	0- 0	HOME	0- 3	0- 2	4- 5			
1- 12	0- 0	0- 0	AWAY	0- 2	0- 3	1- 7			
1- 0	0- 0	0- 0	NEUTRAL	0- 0	0- 0	1- 0			
2- 4	0- 0	0- 0	NON-CONFERENCE	0- 1	0- 2	2- 1			
2- 2	0- 0	0- 0	HOME	0- 1	0- 1	2- 0			
0- 2	0- 0	0- 0	AWAY	0- 0	0- 1	0- 1			
0- 0	0- 0	0- 0	NEUTRAL	0- 0	0- 0	0- 0			
4- 18	0- 0	0- 0	CONFERENCE	0- 4	0- 3	4- 11			
2- 8	0- 0	0- 0	HOME	0- 2	0- 1	2- 5			
1- 10	0- 0	0- 0	AWAY	0- 2	0- 2	1- 6			
1- 0	0- 0	0- 0	NEUTRAL	0- 0	0- 0	1- 0			

RPI 1-25			RPI 26-50			RPI 51-100			RPI 101+			Team's RPI: 298
RPI	S	Opponent	Score	RPI	S	Opponent	Score	RPI	S	Opponent	Score	
								57	A	Appalachian St.	59	74
								57	H	Appalachian St.	60	81
								80	A	Samford	62	79
								80	H	Samford	48	68
								82	H	UNC Wilmington	48	81
								</				

Non-Div I Games: Southern Va. 83 35 Bluefield Col. 83 36

Wofford

Loss, Non-Conf, S Site, H Home A Away N Neutral

Average RPI Win:	215	WON-LOST	WINNING	LAST 10	STRENGTH OF	OPP. STRENGTH	TEAM	ADJ.	CONF.	ADJ CONF.
Average RPI Loss:	143	RECORD	PCT. RANK	GAMES	SCHEDULE	OF SCHEDULE	RPI	RPI	RPI	RPI
DIV. I ONLY	19- 12	106	6- 4	277	134	157	160	14	14	
DIV. I NON-CONF.	7- 4	94	0- 0	339	93	223	224	15	15	
TOTALS	RPI 1-25	RPI 26-50	W-L RECORDS	RPI 51-100	RPI 101-150	RPI 150+				
19- 12	0- 3	0- 1	OVERALL	1- 0	1- 1	17- 7				
7- 6	0- 1	0- 1	HOME	1- 0	0- 1	6- 3				
12- 6	0- 2	0- 0	AWAY	0- 0	1- 0	11- 4				
0- 0	0- 0	0- 0	NEUTRAL	0- 0	0- 0	0- 0				
7- 4	0- 0	0- 1	NON-CONFERENCE	1- 0	0- 0	6- 3				
1- 2	0- 0	0- 1	HOME	1- 0	0- 0	0- 1				
6- 2	0- 0	0- 0	AWAY	0- 0	0- 0	6- 2				
0- 0	0- 0	0- 0	NEUTRAL	0- 0	0- 0	0- 0				
12- 8	0- 3	0- 0	CONFERENCE	0- 0	1- 1	11- 4				
6- 4	0- 1	0- 0	HOME	0- 0	0- 1	6- 2				
6- 4	0- 2	0- 0	AWAY	0- 0	1- 0	5- 2				
0- 0	0- 0	0- 0	NEUTRAL	0- 0	0- 0	0- 0				

RPI 1-25				RPI 26-50				RPI 51-100				RPI 101+ Team's RPI: 160			
RPI	S	Opponent	Score	RPI	S	Opponent	Score	RPI	S	Opponent	Score	RPI	S	Opponent	Score
22	A	Green Bay	57 75	46	H	Dayton	61 91	59	H	UCF	73 65	126	A	Butler	70 68
22	A	Green Bay	65 95									126	H	Butler	58 70
22	H	Green Bay	54 75									153	A	Cleveland St.	58 42
												153	H	Cleveland St.	66 74
												164	A	Ill.-Chicago	60 77
												164	H	Ill.-Chicago	69 84
												166	A	Cincinnati	65 50
												172	A	Milwaukee	77 73
												172	H	Milwaukee	86 69
												172	H	Milwaukee	63 58
												180	A	Akron	71 64
												185	A	Detroit	75 55
												185	H	Detroit	63 62
												208	H	Miami (OH)	57 62
												218	A	Ohio	70 57
												244	A	Ball St.	63 64
												250	A	Loyola (IL)	77 66
												250	H	Loyola (IL)	77 76
												271	A	Longwood	70 74
												274	A	Valparaiso	64 73
												274	H	Valparaiso	90 67
												284	A	Delaware St.	58 52
												288	A	Youngstown St.	64 61
												288	H	Youngstown St.	70 67
												320	A	Southern Ill.	75 53
												337	A	IUPUI	64 45
LAST 12 Division I GAMES:															
22	A	Green Bay	65 95	288	H	Youngstown St.	70 67								
172	H	Milwaukee	63 58	153	H	Cleveland St.	66 74								
172	H	Milwaukee	86 69	185	A	Detroit	75 55								
22	H	Green Bay	54 75	126	A	Butler	70 68								
164	A	Ill.-Chicago	60 77	274	A	Valparaiso	64 73								
250	A	Loyola (IL)	77 66	250	H	Loyola (IL)	77 76								

Non-Div I Games:

Wright St.

■ Loss, 
 ■ Non-Conf, S Site, 
 ■ Home 
 ■ Away 
 N Neutral

Average RPI Win:	174	WON-LOST	WINNING	LAST 10	STRENGTH OF	OPP. STRENGTH	TEAM	ADJ.	CONF.	ADJ CONF.
Average RPI Loss:	93	RECORD	PCT. RANK	GAMES	SCHEDULE	OF SCHEDULE	RPI	RPI	RPI	RPI
DIV. I ONLY	20- 8	48	6- 4	160	86	78	78	11	10	
DIV. I NON-CONF.	8- 3	57	0- 0	158	59	72	71	10	10	
TOTALS	RPI 1-25	RPI 26-50	W-L RECORDS	RPI 51-100	RPI 101-150	RPI 150+				
20- 8	0- 0	0- 0	OVERALL	0- 6	7- 0	13- 2				
10- 3	0- 0	0- 0	HOME	0- 3	2- 0	8- 0				
8- 4	0- 0	0- 0	AWAY	0- 3	3- 0	5- 1				
2- 1	0- 0	0- 0	NEUTRAL	0- 0	2- 0	0- 1				
8- 3	0- 0	0- 0	NON-CONFERENCE	0- 2	5- 0	3- 1				
4- 1	0- 0	0- 0	HOME	0- 1	1- 0	3- 0				
2- 2	0- 0	0- 0	AWAY	0- 1	2- 0	0- 1				
2- 0	0- 0	0- 0	NEUTRAL	0- 0	2- 0	0- 0				
12- 5	0- 0	0- 0	CONFERENCE	0- 4	2- 0	10- 1				
6- 2	0- 0	0- 0	HOME	0- 2	1- 0	5- 0				
6- 2	0- 0	0- 0	AWAY	0- 2	1- 0	5- 0				
0- 1	0- 0	0- 0	NEUTRAL	0- 0	0- 0	0- 1				

RPI 1-25			RPI 26-50			RPI 51-100			Team's RPI: 78			RPI 101+					
RPI	S	Opponent	Score	RPI	S	Opponent	Score	RPI	S	Opponent	Score	RPI	S	Opponent	Score		
								61	A	BYU	48	73	119	N	Wichita St.	63	55
								61	H	BYU	53	69	123	A	Utah	55	48
								66	A	TCU	54	65	123	H	Utah	59	50
								66	H	TCU	47	68	127	H	Denver	64	58
								75	H	Wisconsin	59	63	134	A	Montana	73	51
								76	A	Creighton	49	60	136	N	Chattanooga	66	65
													145	A	Utah St.	80	50
													151	A	San Diego St.	63	50
													151	H	San Diego St.	59	51
													155	H	Washington St.	63	43
													156	A	New Mexico	63	53
													156	H	New Mexico	78	65
													156	N	New Mexico	61	67
													163	H	Idaho	68	55
													181	A	Colorado St.	74	55
													181	H	Colorado St.	83	43
													183	A	UC Irvine	53	65
													239	A	UNLV	69	61
													239	H	UNLV	77	56
													258	H	Seattle	70	51
													275	A	Air Force	81	57
													275	H	Air Force	96	54
LAST 12 Division I GAMES:																	
				156	N	New Mexico	61	67	66	A	TCU	54	65				
				61	H	BYU	53	69	156	H	New Mexico	78	65				
				151	A	San Diego St.	63	50	181	A	Colorado St.	74	55				
				239	H	UNLV	77	56	61	A	BYU	48	73				
				275	A	Air Force	81	57	151	H	San Diego St.	59	51				
				123	H	Utah	59	50	239	A	UNLV	69	61				

Non-Div I Games: Dickinson St. 80 48 Westminster (UT) 75 57

Wyoming

Loss, Non-Conf, S Site, H Home A Away N Neutral



Average RPI Win:	127	WON-LOST	WINNING	LAST 10	STRENGTH OF	OPP. STRENGTH	TEAM	ADJ.	CONF.	ADJ CONF.
Average RPI Loss:	4	RECORD	PCT. RANK	GAMES	SCHEDULE	OF SCHEDULE	RPI	RPI	RPI	RPI
DIV. I ONLY	28- 2	7	10- 0	56	54	7	8	7	7	
DIV. I NON-CONF.	11- 2	26	0- 0	88	4	17	17	7	7	
TOTALS	RPI 1-25	RPI 26-50	W-L RECORDS	RPI 51-100	RPI 101-150	RPI 150+				
28- 2	0- 2	7- 0	OVERALL	10- 0	1- 0	10- 0				
14- 0	0- 0	3- 0	HOME	3- 0	1- 0	7- 0				
11- 2	0- 2	3- 0	AWAY	5- 0	0- 0	3- 0				
3- 0	0- 0	1- 0	NEUTRAL	2- 0	0- 0	0- 0				
11- 2	0- 2	3- 0	NON-CONFERENCE	3- 0	1- 0	4- 0				
7- 0	0- 0	2- 0	HOME	1- 0	1- 0	3- 0				
4- 2	0- 2	1- 0	AWAY	2- 0	0- 0	1- 0				
0- 0	0- 0	0- 0	NEUTRAL	0- 0	0- 0	0- 0				
17- 0	0- 0	4- 0	CONFERENCE	7- 0	0- 0	6- 0				
7- 0	0- 0	1- 0	HOME	2- 0	0- 0	4- 0				
7- 0	0- 0	2- 0	AWAY	3- 0	0- 0	2- 0				
3- 0	0- 0	1- 0	NEUTRAL	2- 0	0- 0	0- 0				

RPI	S	Opponent	Score	RPI	S	Opponent	Score	RPI	S	Opponent	Score	RPI	S	Opponent	Score
3	A	Duke	45 46	36	H	Louisville	71 59	52	H	Duquesne	77 51	124	H	Mississippi St.	61 36
5	A	Stanford	52 89	37	A	Temple	73 66	53	A	Michigan	85 76	166	A	Cincinnati	69 61
				44	H	Southern California	69 66	55	A	South Carolina	84 65	201	H	La Salle	102 51
				45	A	Middle Tenn.	65 52	56	A	Charlotte	82 61	221	H	Fordham	77 55
				46	A	Dayton	70 66	56	N	Charlotte	69 53	228	H	George Washington	67 41
				46	H	Dayton	63 59	68	A	St. Joseph's	75 54	264	H	Mississippi Val.	85 40
				46	N	Dayton	67 60	68	N	St. Joseph's	71 55	266	A	Massachusetts	81 55
								73	H	St. Bonaventure	76 56	268	A	St. Louis	92 60
								74	A	Richmond	79 57	284	H	Delaware St.	72 41
								79	H	Missouri	83 51	302	H	Rhode Island	67 45
												308	H	Troy	99 37
LAST 12 Division I GAMES:															
				46	N	Dayton	67 60	268	A	St. Louis	92 60				
				56	N	Charlotte	69 53	221	H	Fordham	77 55				
				68	N	St. Joseph's	71 55	74	A	Richmond	79 57				
				37	A	Temple	73 66	46	A	Dayton	70 66				
				228	H	George Washington	67 41	201	H	La Salle	102 51				
				52	H	Duquesne	77 51	302	H	Rhode Island	67 45				

Non-Div I Games:

Xavier

Average RPI Win:	252	WON-LOST	WINNING	LAST 10	STRENGTH OF	OPP. STRENGTH	TEAM	ADJ.	CONF.	ADJ CONF.
Average RPI Loss:	160	RECORD	PCT. RANK	GAMES	SCHEDULE	OF SCHEDULE	RPI	RPI	RPI	RPI
DIV. I ONLY	14- 14	165	7- 3	233	244	210	210	28	28	
DIV. I NON-CONF.	4- 10	260	0- 0	168	165	242	241	27	27	
TOTALS	RPI 1-25	RPI 26-50	W-L RECORDS	RPI 51-100	RPI 101-150	RPI 150+				
14- 14	1- 0	0- 0	OVERALL	0- 4	0- 4	13- 6				
8- 5	1- 0	0- 0	HOME	0- 2	0- 1	7- 2				
6- 8	0- 0	0- 0	AWAY	0- 2	0- 2	6- 4				
0- 1	0- 0	0- 0	NEUTRAL	0- 0	0- 1	0- 0				
4- 10	1- 0	0- 0	NON-CONFERENCE	0- 2	0- 4	3- 4				
3- 3	1- 0	0- 0	HOME	0- 1	0- 1	2- 1				
1- 6	0- 0	0- 0	AWAY	0- 1	0- 2	1- 3				
0- 1	0- 0	0- 0	NEUTRAL	0- 0	0- 1	0- 0				
10- 4	0- 0	0- 0	CONFERENCE	0- 2	0- 0	10- 2				
5- 2	0- 0	0- 0	HOME	0- 1	0- 0	5- 1				
5- 2	0- 0	0- 0	AWAY	0- 1	0- 0	5- 1				
0- 0	0- 0	0- 0	NEUTRAL	0- 0	0- 0	0- 0				

RPI 1-25				RPI 26-50				RPI 51-100				RPI 101+ Team's RPI: 210			
RPI	S	Opponent	Score	RPI	S	Opponent	Score	RPI	S	Opponent	Score	RPI	S	Opponent	Score
15	H	Florida St.	91 85					70	A	Princeton	57 73	101	A	UC Davis	62 73
								70	H	Princeton	37 52	108	H	Sacred Heart	69 70
								83	A	California	41 64	111	N	Villanova	44 57
								86	H	Delaware	61 79	117	A	Providence	62 74
												175	A	Harvard	78 64
												175	H	Harvard	82 71
												199	A	Boston U.	64 83
												207	H	Quinnipiac	74 68
												219	H	Fairleigh Dickinson	57 59
												221	A	Fordham	44 62
												252	A	Army	56 63
												261	A	Holy Cross	74 71
												265	H	Bucknell	69 58
												285	A	Brown	71 59
												285	H	Brown	66 54
												303	A	Columbia	57 67
												303	H	Columbia	42 48
												304	A	Penn	66 53
												304	H	Penn	53 44
												307	A	Dartmouth	70 45
												307	H	Dartmouth	66 53
												322	A	Cornell	57 49
												322	H	Cornell	58 51
LAST 12 Division I GAMES:															
322	H	Cornell	58 51	307	H	Dartmouth	66 53								
303	H	Columbia	42 48	175	H	Harvard	82 71								
175	A	Harvard	78 64	303	A	Columbia	57 67								
307	A	Dartmouth	70 45	322	A	Cornell	57 49								
304	A	Penn	66 53	70	H	Princeton	37 52								
70	A	Princeton	57 73	304	H	Penn	53 44								

Non-Div I Games:

Yale

■ Loss, 
 ■ Non-Conf, 
 ■ S Site, 
 ■ H Home 
 ■ A Away 
 N Neutral

# Youngstown St.

Through Games Of Sunday, March 13, 2011

Average RPI Win:	241	WON-LOST	WINNING	LAST 10	STRENGTH OF	OPP. STRENGTH	TEAM	ADJ.	CONF.	ADJ CONF.
Average RPI Loss:	155	RECORD	PCT. RANK	GAMES	SCHEDULE	OF SCHEDULE	RPI	RPI	RPI	RPI
DIV. I ONLY	6- 24	318	3- 7	152	202	287	288	14	14	
DIV. I NON-CONF.	2- 9	306	0- 0	121	289	271	270	15	15	
TOTALS	RPI 1-25	RPI 26-50	W-L RECORDS	RPI 51-100	RPI 101-150	RPI 150+				
6- 24	0- 2	0- 1	OVERALL	0- 1	0- 4	6- 16				
5- 8	0- 1	0- 0	HOME	0- 0	0- 1	5- 6				
1- 15	0- 1	0- 1	AWAY	0- 1	0- 3	1- 9				
0- 1	0- 0	0- 0	NEUTRAL	0- 0	0- 0	0- 1				
2- 9	0- 0	0- 1	NON-CONFERENCE	0- 1	0- 2	2- 5				
2- 2	0- 0	0- 0	HOME	0- 0	0- 0	2- 2				
0- 6	0- 0	0- 1	AWAY	0- 1	0- 2	0- 2				
0- 1	0- 0	0- 0	NEUTRAL	0- 0	0- 0	0- 1				
4- 15	0- 2	0- 0	CONFERENCE	0- 0	0- 2	4- 11				
3- 6	0- 1	0- 0	HOME	0- 0	0- 1	3- 4				
1- 9	0- 1	0- 0	AWAY	0- 0	0- 1	1- 7				
0- 0	0- 0	0- 0	NEUTRAL	0- 0	0- 0	0- 0				

RPI S Opponent	Score	RPI S Opponent	Score	RPI S Opponent	Score	RPI S Opponent	Score	Team's RPI: 288
22 A Green Bay	25 84	41 A Bowling Green	40 86	96 A Pittsburgh	58 78	106 A Kent St.	39 77	
22 H Green Bay	57 71					121 A American	41 57	
						126 A Butler	69 88	
						126 H Butler	56 73	
						153 A Cleveland St.	71 76	
						153 H Cleveland St.	65 86	
						160 A Wright St.	67 70	
						160 H Wright St.	61 64	
						161 H IPFW	61 73	
						164 A Ill.-Chicago	61 74	
						164 H Ill.-Chicago	72 58	
						172 A Milwaukee	66 81	
						172 H Milwaukee	57 65	
						180 H Akron	56 70	
						185 A Detroit	43 52	
						185 H Detroit	57 66	
						191 A Stetson	67 79	
						218 H Ohio	60 52	
						250 A Loyola (IL)	53 70	
						250 A Loyola (IL)	47 49	
						250 H Loyola (IL)	84 65	
						256 A Western Mich.	64 69	
						265 H Bucknell	71 57	
						274 A Valparaiso	61 55	
						274 H Valparaiso	79 76	
						279 N Winthrop	46 50	
LAST 12 Division I GAMES:								
250 A Loyola (IL)	47 49	274 H Valparaiso	79 76					
250 H Loyola (IL)	84 65	126 H Butler	56 73					
164 H Ill.-Chicago	72 58	22 A Green Bay	25 84					
153 A Cleveland St.	71 76	172 A Milwaukee	66 81					
160 A Wright St.	67 70	153 H Cleveland St.	65 86					
185 A Detroit	43 52	185 H Detroit	57 66					

Non-Div I Games:

Youngstown St.

Loss, Non-Conf, S Site, H Home A Away N Neutral