

Average RPI Win:	227	WON-LOST	WINNING	LAST 10	STRENGTH OF	OPP. STRENGTH	TEAM	ADJ.	CONF.	ADJ CONF.
Average RPI Loss:	45	RECORD	PCT. RANK	GAMES	SCHEDULE	OF SCHEDULE	RPI	RPI	RPI	RPI

DIV. I ONLY	11- 15	207	3- 7	88	80	131	132	6	6
DIV. I NON-CONF.	7- 2	48	0- 0	218	294	96	97	7	7

TOTALS	RPI 1-25	RPI 26-50	W-L RECORDS	RPI 51-100	RPI 100+
11- 15	0- 5	0- 4	OVERALL	0- 5	11- 1
5- 8	0- 2	0- 2	HOME	0- 3	5- 1
6- 6	0- 2	0- 2	AWAY	0- 2	6- 0
0- 1	0- 1	0- 0	NEUTRAL	0- 0	0- 0
7- 2	0- 0	0- 0	NON-CONFERENCE	0- 1	7- 1
3- 2	0- 0	0- 0	HOME	0- 1	3- 1
4- 0	0- 0	0- 0	AWAY	0- 0	4- 0
0- 0	0- 0	0- 0	NEUTRAL	0- 0	0- 0
4- 13	0- 5	0- 4	CONFERENCE	0- 4	4- 0
2- 6	0- 2	0- 2	HOME	0- 2	2- 0
2- 6	0- 2	0- 2	AWAY	0- 2	2- 0
0- 1	0- 1	0- 0	NEUTRAL	0- 0	0- 0

RPI S Opponent	RPI 1-25	Score	RPI S Opponent	RPI 26-50	Score	RPI S Opponent	RPI 51-100	Score	RPI S Opponent	RPI 101+	Team's RPI: 132
17 A Utah		45 90	28 A TCU		57 71	56 A UNLV		62 80	122 H Army		73 61
17 H Utah		53 79	28 H TCU		79 84	56 H UNLV		56 66	124 H Bucknell		58 41
17 N Utah		47 67	33 A New Mexi co		53 79	61 A Wyomi ng		33 59	158 H Denver		59 65
21 A Brigham Young		43 64	33 H New Mexi co		54 59	61 H Wyomi ng		55 64	183 A Weber St.		78 65
21 H Brigham Young		44 67				69 H Stephen F. Austin		63 67	185 A Col orado St.		76 60
									185 H Col orado St.		79 65
									249 H Northern Colo.		67 60
									268 A San Di ego St.		63 59
									268 H San Di ego St.		74 45
									301 A Utah Valley St.		97 70
									302 A Utah St.		60 56
									311 A Montana St.		81 61
			LAST 10 Divi sion I GAMES:								
17 N Utah		47 67	28 H TCU		79 84	21 H Brigham Young		44 67			
185 H Col orado St.		79 65	61 A Wyomi ng		33 59	185 A Col orado St.		76 60			
56 A UNLV		62 80	268 H San Di ego St.		74 45						
33 A New Mexi co		53 79									
17 H Utah		53 79									

Air Force

Air Force

Average RPI Win: 274  
Average RPI Loss: 156

WON-LOST  
RECORD

WINNING  
PCT. RANK

LAST 10  
GAMES

STRENGTH OF  
SCHEDULE

OPP. STRENGTH  
OF SCHEDULE

TEAM  
RPI

ADJ.  
RPI

CONF.  
RPI

ADJ CONF.  
RPI

DIV. I ONLY  
DIV. I NON-CONF.

5- 23  
3- 8

310  
267

2- 8  
0- 0

203  
263

213  
242

300  
285

299  
285

16  
16

16  
16

TOTALS

RPI 1-25

RPI 26-50

W-L RECORDS

RPI 51-100

RPI 100+

5- 23

0- 0

0- 2

OVERALL

0- 7

5- 14

2- 10

0- 0

0- 1

HOME

0- 1

2- 8

2- 13

0- 0

0- 1

AWAY

0- 6

2- 6

1- 0

0- 0

0- 0

NEUTRAL

0- 0

1- 0

3- 8

0- 0

0- 0

NON-CONFERENCE

0- 4

3- 4

2- 2

0- 0

0- 0

HOME

0- 0

2- 2

0- 6

0- 0

0- 0

AWAY

0- 4

0- 2

1- 0

0- 0

0- 0

NEUTRAL

0- 0

1- 0

2- 15

0- 0

0- 2

CONFERENCE

0- 3

2- 10

0- 8

0- 0

0- 1

HOME

0- 1

0- 6

2- 7

0- 0

0- 1

AWAY

0- 2

2- 4

0- 0

0- 0

0- 0

NEUTRAL

0- 0

0- 0

RPI 1-25

RPI 26-50

RPI 51-100

RPI 101+





Team's RPI: 299















RPI S Opponent Score

































RPI S Opponent Score

RPI S Opponent Score










RPI S Opponent Score










36  Bowling Green 54  71  
36  Bowling Green 48  80

66  Pittsburgh 46  91  
72  Eastern Mich. 51  68  
73  Iowa St. 43  76  
75  Dartmouth 55  71  
94  Kent St. 38  62  
94  Kent St. 33  52  
99  Drake 48  73

121  Ball St. 66  67  
121  Ball St. 46  71  
138  Dayton 54  61  
143  Western Mich. 58  62  
162  Duquesne 54  72  
164  Northern Ill. 67  75  
189  Central Mich. 44  60  
201  Toledo 69 66  
245  Buffalo 62  72  
245  Buffalo 63  68  
263  Ohio 55  63  
263  Ohio 56  66  
264  Jacksonville St. 73 70  
274  Youngstown St. 50  58  
293  Miami (Ohio) 56 51  
293  Miami (Ohio) 54  65  
303 N Lafayette 53 52  
311  Montana St. 73 60  
323  Cleveland St. 59  62

LAST 10 Division I GAMES:





121  Ball St. 46  71  
263  Ohio 56  66  
245  Buffalo 62  72  
293  Miami (Ohio) 56 51  
94  Kent St. 33  52

36  Bowling Green 48  80  
189  Central Mich. 44  60  
201  Toledo 69 66  
72  Eastern Mich. 51  68  
143  Western Mich. 58  62

A  
k  
r  
o  
nA  
k  
r  
o  
n

Non-Div I Games:

Akron

 Loss,  Non-Conf, S Site,  Home  Away N Neutral

Average RPI Win: 191  
Average RPI Loss: 71

WON-LOST  
RECORD

WINNING  
PCT. RANK

LAST 10  
GAMES

STRENGTH OF  
SCHEDULE

OPP. STRENGTH  
OF SCHEDULE

TEAM  
RPI

ADJ.  
RPI

CONF.  
RPI

ADJ CONF.  
RPI

DIV. I ONLY  
DIV. I NON-CONF.

9- 19  
6- 7

257  
159

1- 9  
0- 0

29  
133

66  
276

138  
171

131  
168

2  
2

2  
2

TOTALS

RPI 1-25

RPI 26-50

W-L RECORDS

RPI 51-100

RPI 100+

9- 19

0- 7

0- 4

OVERALL

1- 3

8- 5

6- 7

0- 2

0- 2

HOME

1- 2

5- 1

1- 10

0- 5

0- 0

AWAY

0- 1

1- 4

2- 2

0- 0

0- 2

NEUTRAL

0- 0

2- 0

6- 7

0- 0

0- 2

NON-CONFERENCE

0- 0

6- 5

4- 2

0- 0

0- 1

HOME

0- 0

4- 1

0- 4

0- 0

0- 0

AWAY

0- 0

0- 4

2- 1

0- 0

0- 1

NEUTRAL

0- 0

2- 0

3- 12

0- 7

0- 2

CONFERENCE

1- 3

2- 0

2- 5

0- 2

0- 1

HOME

1- 2

1- 0

1- 6

0- 5

0- 0

AWAY

0- 1

1- 0

0- 1

0- 0

0- 1

NEUTRAL

0- 0

0- 0

RPI 1-25

RPI 26-50

RPI 51-100

RPI 101+

Team's RPI: 131

RPI S Opponent

Score

2 A Tennessee 54 89  
2 H Tennessee 65 82  
6 A LSU 43 79  
6 H LSU 61 86  
12 A Georgia 59 84  
23 A Kentucky 60 80  
25 A Florida 44 59

RPI S Opponent

Score

38 H Vanderbilt t 53 65  
38 N Vanderbilt t 62 84  
41 N Virginia 48 69  
47 H Washington 52 56

RPI S Opponent

Score

82 H Mississippi 67 77  
83 A Auburn 56 65  
83 H Auburn 68 54  
93 H South Carolina 48 67

RPI S Opponent

Score

117 H Arkansas 75 73  
123 A South Dakota St. 69 78  
139 H East Caro. 55 61  
150 H Santa Clara 77 71  
155 A UAB 62 70  
156 A South Ala. 48 56  
170 N Southern U. 66 51  
186 A Mississippi St. 61 59  
197 N Nevada 76 46  
244 H Ga. Southern 76 71  
282 H Alabama A&M 81 55  
286 A North Dakota St. 56 68  
291 H Southeastern La. 54 49

LAST 10 Division I GAMES:

38 N Vanderbilt t 62 84  
23 A Kentucky 60 80  
6 H LSU 61 86  
2 H Tennessee 65 82  
186 A Mississippi St. 61 59  
82 H Mississippi 67 77  
12 A Georgia 59 84  
38 H Vanderbilt t 53 65  
2 A Tennessee 54 89  
83 A Auburn 56 65

Non-Div I Games:

Alabama

Average RPI Win: 279

WON-LOST

WINNING

LAST 10

STRENGTH OF

OPP. STRENGTH

TEAM

ADJ.

CONF.

ADJ CONF.

Average RPI Loss: 209

RECORD

PCT. RANK

GAMES

SCHEDULE

OF SCHEDULE

RPI

RPI

RPI

RPI

DIV. I ONLY

12- 16

200

3- 7

316

322

283

282

32

32

DIV. I NON-CONF.

3- 5

216

0- 0

311

171

284

281

32

32

TOTALS

RPI 1-25

RPI 26-50

W-L RECORDS

RPI 51-100

RPI 100+

12- 16

0- 0

0- 1

OVERALL

0- 2

12- 13

7- 4

0- 0

0- 0

HOME

0- 0

7- 4

4- 10

0- 0

0- 1

AWAY

0- 1

4- 8

1- 2

0- 0

0- 0

NEUTRAL

0- 1

1- 1

3- 5

0- 0

0- 1

NON-CONFERENCE

0- 2

3- 2

2- 0

0- 0

0- 0

HOME

0- 0

2- 0

1- 4

0- 0

0- 1

AWAY

0- 1

1- 2

0- 1

0- 0

0- 0

NEUTRAL

0- 1

0- 0

9- 11

0- 0

0- 0

CONFERENCE

0- 0

9- 11

5- 4

0- 0

0- 0

HOME

0- 0

5- 4

3- 6

0- 0

0- 0

AWAY

0- 0

3- 6

1- 1

0- 0

0- 0

NEUTRAL

0- 0

1- 1

RPI 1-25

RPI 26-50

RPI 51-100

RPI 101+

Team's RPI: 282

RPI S Opponent Score

RPI S Opponent Score

RPI S Opponent Score

RPI S Opponent Score

38 A Vanderbi l t 29 80

78 A Arkansas St. 38 61

96 N Penn St. 58 80

131 A Alabama 55 81

155 A UAB 77 82

170 A Southern U. 64 69

170 H Southern U. 58 56

170 N Southern U. 55 58

214 A Jackson St. 44 41

214 H Jackson St. 50 71

243 A Mi ssi ssi ppi Val . 55 56

243 H Mi ssi ssi ppi Val . 73 59

243 N Mi ssi ssi ppi Val . 64 59

254 A Alabama St. 43 50

254 H Alabama St. 53 57

277 A Al corn St. 54 59

277 H Al corn St. 57 48

283 H South Carol ina St. 67 62

288 A Grambl ing 62 53

288 H Grambl ing 68 73

316 A Ark. -Pi ne Bl uff 64 53

316 H Ark. -Pi ne Bl uff 57 65

324 A Prai rie View 50 60

324 H Prai rie View 54 43

328 A Texas Southern 57 73

328 H Texas Southern 64 50

332 A Savannah St. 59 43

332 H Savannah St. 76 49

LAST 10 Div sion I GAMES:

170 N Southern U. 55 58

243 N Mi ssi ssi ppi Val . 64 59

288 H Grambl ing 68 73

214 H Jackson St. 50 71

328 A Texas Southern 57 73

324 A Prai rie View 50 60

277 H Al corn St. 57 48

170 H Southern U. 58 56

254 H Alabama St. 53 57

243 A Mi ssi ssi ppi Val . 55 56

Alabama A &amp; M

Alabama A &amp; M

Non-Di v I Games: Tuskegee

76 56

Alabama A&amp;M

Loss, Non-Conf, S Site, H Home A Away N Neutral

Alabama St.				Through Games Of Sunday, March 12, 2000						
Average RPI Win:	286	WON-LOST	WINNING	LAST 10	STRENGTH OF	OPP. STRENGTH	TEAM	ADJ.	CONF.	ADJ CONF.
Average RPI Loss:	197	RECORD	PCT. RANK	GAMES	SCHEDULE	OF SCHEDULE	RPI	RPI	RPI	RPI
DIV. I ONLY		14- 15	173	5- 5	298	329	252	254	32	32
DIV. I NON-CONF.		2- 6	278	1- 0	258	271	291	289	32	32
<hr/>										
TOTALS	RPI 1-25		RPI 26-50		W-L RECORDS		RPI 51-100		RPI 100+	
14- 15	0- 0		0- 0		OVERALL		0- 3		14- 12	
6- 4	0- 0		0- 0		HOME		0- 0		6- 4	
6- 7	0- 0		0- 0		AWAY		0- 2		6- 5	
2- 4	0- 0		0- 0		NEUTRAL		0- 1		2- 3	
<hr/>										
2- 6	0- 0		0- 0		NON-CONFERENCE		0- 3		2- 3	
1- 0	0- 0		0- 0		HOME		0- 0		1- 0	
1- 3	0- 0		0- 0		AWAY		0- 2		1- 1	
0- 3	0- 0		0- 0		NEUTRAL		0- 1		0- 2	
<hr/>										
12- 9	0- 0		0- 0		CONFERENCE		0- 0		12- 9	
5- 4	0- 0		0- 0		HOME		0- 0		5- 4	
5- 4	0- 0		0- 0		AWAY		0- 0		5- 4	
2- 1	0- 0		0- 0		NEUTRAL		0- 0		2- 1	
<hr/>										
RPI 1-25		RPI 26-50		RPI 51-100		RPI 101+		Team's RPI: 254		
RPI S	Opponent	Score	RPI S	Opponent	Score	RPI S	Opponent	Score		
			56 N UNLV			59	81	133 N Brown	55	67
			68 A Mi ssouri			62	68	170 A Southern U.	57	51
			87 A Georgi a Tech			46	76	170 H Southern U.	61	69
								170 N Southern U.	58	61
								192 A Ill . -Chi cago	39	84
								209 N Harvard	56	69
								214 A Jackson St.	51	52
								214 H Jackson St.	56	76
								214 N Jackson St.	67	57
								243 A Mi ssi ssi ppi Val .	65	62
								243 H Mi ssi ssi ppi Val .	45	56
								277 A Al corn St.	49	56
								277 H Al corn St.	51	59
								277 N Al corn St.	57	45
								282 A Al abama A&M	57	53
								282 H Al abama A&M	50	43
								288 A Grambl ing	79	69
								288 H Grambl ing	78	77
								316 A Ark. -Pi ne Bl uff	55	61
								316 H Ark. -Pi ne Bl uff	55	48
								324 A Prai rie View	61	57
								324 H Prai rie View	61	51
								328 A Texas Southern	51	55
								328 H Texas Southern	57	55
								332 A Savannah St.	60	56
								332 H Savannah St.	64	54
<hr/>										
			LAST 10 Divi sion I GAMES:							
			170 N Southern U.			58	61	324 A Prai rie View	61	57
			214 N Jackson St.			67	57	328 A Texas Southern	51	55
			277 N Al corn St.			57	45	170 H Southern U.	61	69
			214 H Jackson St.			56	76	277 H Al corn St.	51	59
			288 H Grambl ing			78	77	332 H Savannah St.	64	54

Non-Div | Games: Stillman

75 37

Alabama St.

Loss, Non-Conf, S Site, H Home A Away N Neutral

Average RPI Win: 262				WON-LOST RECORD		WINNING PCT. RANK		LAST 10 GAMES		STRENGTH OF SCHEDULE		OPP. STRENGTH OF SCHEDULE		TEAM RPI		ADJ. RPI		CONF. RPI		ADJ CONF. RPI			
Average RPI Loss: 137																							
DIV. I ONLY				7- 21		290		2- 8		246		138		289		289		10		11			
DIV. I NON-CONF.				4- 7		222		0- 0		322		258		307		306		12		13			
TOTALS				RPI 1-25		RPI 26-50		W-L RECORDS		RPI 51-100		RPI 100+											
7- 21				0- 1		0- 4		OVERALL		0- 3		7- 13											
3- 7				0- 0		0- 2		HOME		0- 1		3- 4											
2- 11				0- 1		0- 2		AWAY		0- 1		2- 7											
2- 3				0- 0		0- 0		NEUTRAL		0- 1		2- 2											
4- 7				0- 1		0- 0		NON-CONFERENCE		0- 1		4- 5											
1- 1				0- 0		0- 0		HOME		0- 0		1- 1											
1- 4				0- 1		0- 0		AWAY		0- 0		1- 3											
2- 2				0- 0		0- 0		NEUTRAL		0- 1		2- 1											
3- 14				0- 0		0- 4		CONFERENCE		0- 2		3- 8											
2- 6				0- 0		0- 2		HOME		0- 1		2- 3											
1- 7				0- 0		0- 2		AWAY		0- 1		1- 4											
0- 1				0- 0		0- 0		NEUTRAL		0- 0		0- 1											
RPI 1-25				RPI 26-50				RPI 51-100				RPI 101+ Team's RPI: 289											
RPI	S	Opponent	Score	RPI	S	Opponent	Score	RPI	S	Opponent	Score	RPI	S	Opponent	Score								
4	A	Connecti cut	44 78	29	A	Hartford	53 70	56	N	UNLV	56 78	112	A	Bi nghamton	49 70								
				29	H	Hartford	50 70	76	A	Boston U.	52 69	112	H	Bi nghamton	56 77								
				40	A	Stony Brook	71 80	76	H	Boston U.	50 65	122	A	Army	60 72								
				40	H	Stony Brook	46 68					160	A	New Hampshi re	55 70								
												160	H	New Hampshi re	62 58								
												174	A	UMBC	41 48								
												174	H	UMBC	63 55								
												179	H	Syracuse	52 70								
												199	A	Vermont	65 62								
												199	H	Vermont	38 67								
												219	A	Mai ne	52 60								
												219	H	Mai ne	52 61								
												219	N	Mai ne	56 73								
												231	A	Si ena	55 61								
												284	N	St. Bonaventure	49 59								
												287	A	Charleston So.	50 51								
												319	N	Col umbi a	58 54								
												322	N	Ni agara	54 47								
												330	H	Morgan St.	66 56								
												332	A	Savannah St.	53 42								
								LAST 10 Di v i s i o n I GAMES:															
				219	N	Mai ne	56 73	199	A	Vermont	65 62												
				174	H	UMBC	63 55	219	H	Mai ne	52 61												
				112	H	Bi nghamton	56 77	29	A	Hartford	53 70												
				40	A	Stony Brook	71 80	76	H	Boston U.	50 65												
				160	A	New Hampshi re	55 70	40	H	Stony Brook	46 68												

Average RPI Win: 300				WON-LOST RECORD		WINNING PCT. RANK		LAST 10 GAMES		STRENGTH OF SCHEDULE		OPP. STRENGTH OF SCHEDULE		TEAM RPI		ADJ. RPI		CONF. RPI		ADJ CONF. RPI	
Average RPI Loss: 208																					
DIV. I ONLY				11- 16		212		5- 5		277		331		272		277		32		32	
DIV. I NON-CONF.				1- 6		301		0- 0		82		282		260		260		32		32	

TOTALS	RPI 1-25	RPI 26-50	W-L RECORDS	RPI 51-100	RPI 100+
11- 16	0- 0	0- 1	OVERALL	0- 2	11- 13
5- 4	0- 0	0- 0	HOME	0- 0	5- 4
4- 7	0- 0	0- 1	AWAY	0- 1	4- 5
2- 5	0- 0	0- 0	NEUTRAL	0- 1	2- 4
1- 6	0- 0	0- 1	NON-CONFERENCE	0- 2	1- 3
0- 0	0- 0	0- 0	HOME	0- 0	0- 0
0- 2	0- 0	0- 1	AWAY	0- 1	0- 0
1- 4	0- 0	0- 0	NEUTRAL	0- 1	1- 3
10- 10	0- 0	0- 0	CONFERENCE	0- 0	10- 10
5- 4	0- 0	0- 0	HOME	0- 0	5- 4
4- 5	0- 0	0- 0	AWAY	0- 0	4- 5
1- 1	0- 0	0- 0	NEUTRAL	0- 0	1- 1

[illegible]

### Non-Div I Games:

Al corn St.

Loss, Non-Conf, S Site, H Home A Away N Neutral

Average RPI Loss: 182

DI V.	I	ONLY	7- 21	290	3- 7	293	276	304	305	27	27
DI V.	I	NON-CONF.	3- 10	280	0- 0	285	247	306	307	27	27
<hr/>											
TOTALS	RPI	1-25		RPI	26-50	W-L RECORDS	RPI	51-100		RPI	100+
7- 21		0- 0		0- 1		OVERALL		0- 1		7- 19	
4- 7		0- 0		0- 0		HOME		0- 1		4- 6	
2- 12		0- 0		0- 1		AWAY		0- 0		2- 11	
1- 2		0- 0		0- 0		NEUTRAL		0- 0		1- 2	
3- 10		0- 0		0- 1		NON-CONFERENCE		0- 1		3- 8	
2- 2		0- 0		0- 0		HOME		0- 1		2- 1	
0- 6		0- 0		0- 1		AWAY		0- 0		0- 5	
1- 2		0- 0		0- 0		NEUTRAL		0- 0		1- 2	
4- 11		0- 0		0- 0		CONFERENCE		0- 0		4- 11	
2- 5		0- 0		0- 0		HOME		0- 0		2- 5	
2- 6		0- 0		0- 0		AWAY		0- 0		2- 6	
0- 0		0- 0		0- 0		NEUTRAL		0- 0		0- 0	

RPI 1-25			RPI 26-50			RPI 51-100			RPI 101+ Team's RPI: 305		
RPI	S	Opponent	Score	RPI	S	Opponent	Score	RPI	S	Opponent	Score
45	A	Liberty	42 66	67	H	Delaware	38 64	122	A	Army	49 73
								122	H	Army	66 75
								124	A	Bucknell I	38 73
								124	H	Bucknell I	43 66
								143	N	Western Mich.	74 72
								144	N	UNC Wilmington	60 64
								152	A	Holy Cross	55 59
								152	A	Holy Cross	49 57
								152	H	Holy Cross	55 74
								174	H	UMBC	56 68
								177	A	Georgetown	60 64
								196	N	Seton Hall I	53 64
								218	A	St. Peter's	54 68
								224	A	Towson	54 67
								240	A	Howard	65 74
								250	A	Navy	60 70
								250	H	Navy	89 81
								270	A	Colgate	74 63
								270	H	Colgate	63 72
								278	A	Lehigh	75 68
								278	H	Lehigh	41 60
								281	A	Furman	48 61
								303	A	Lafayette	66 73
								303	H	Lafayette	75 74
								304	H	Penn	70 68
								331	H	Wagner	71 58
LAST 10 Division I GAMES:											
152	A	Holy Cross	49 57	270	H	Colgate	63 72				
303	A	Lafayette	66 73	124	A	Bucknell I	38 73				
250	H	Navy	89 81	278	A	Lehigh	75 68				
152	H	Holy Cross	55 74	303	H	Lafayette	75 74				
122	A	Army	49 73	250	A	Navy	60 70				

### Non-Div I Games:

Ameri can

■ Loss, ■ Non-Conf, S Site, H Home A Away N Neutral



Appalachian St.				The eight games of Sunday, March 12, 2000																			
Average RPI Win:		229		WON-LOST RECORD		WINNING PCT. RANK		LAST 10 GAMES		STRENGTH OF SCHEDULE		OPP. STRENGTH OF SCHEDULE		TEAM RPI		ADJ. RPI		CONF. RPI		ADJ CONF. RPI			
Average RPI Loss:		162																					
DIV. I ONLY		14- 13		154		6- 4		267		198		195		198		21		21					
DIV. I NON-CONF.		3- 5		216		0- 0		178		84		210		215		18		18					
TOTALS				RPI 1-25		RPI 26-50		W-L RECORDS		RPI 51-100		RPI 100+											
14- 13		0- 1				0- 2		OVERALL		0- 2				14- 8									
7- 3		0- 0				0- 1		HOME		0- 0				7- 2									
6- 8		0- 1				0- 1		AWAY		0- 2				6- 4									
1- 2		0- 0				0- 0		NEUTRAL		0- 0				1- 2									
3- 5		0- 1				0- 0		NON-CONFERENCE		0- 2				3- 2									
1- 0		0- 0				0- 0		HOME		0- 0				1- 0									
1- 4		0- 1				0- 0		AWAY		0- 2				1- 1									
1- 1		0- 0				0- 0		NEUTRAL		0- 0				1- 1									
11- 8		0- 0				0- 2		CONFERENCE		0- 0				11- 6									
6- 3		0- 0				0- 1		HOME		0- 0				6- 2									
5- 4		0- 0				0- 1		AWAY		0- 0				5- 3									
0- 1		0- 0				0- 0		NEUTRAL		0- 0				0- 1									
RPI 1-25				RPI 26-50				RPI 51-100				RPI 101+				Team's RPI: 198							
RPI S	Opponent		Score		RPI S	Opponent		Score		RPI S	Opponent		Score		RPI S	Opponent		Score					
8	A	Maryl and	59 118		35	A	Chattanooga	66 87		60	A	Charlotte	58 84		136	A	UNC Greensboro	71 85					
					35	H	Chattanooga	38 69		87	A	Georgi a Tech	45 68		136	H	UNC Greensboro	85 84					
															140	A	Davi dson	74 68					
															140	H	Davi dson	84 69					
															161	H	East Tenn. St.	85 73					
															177	A	Georgetown	44 59					
															208	A	Wi nthrop	64 47					
															230	A	El on	61 53					
															230	H	El on	66 63					
															239	A	Western Caro.	65 82					
															239	H	Western Caro.	76 86					
															239	N	Western Caro.	71 80					
															244	A	Ga. Southern	78 73					
															244	H	Ga. Southern	78 75					
															267	A	Col . of Charleston	57 65					
															267	H	Col . of Charleston	76 62					
															281	A	Furman	58 44					
															281	H	Furman	60 67					
															295	N	Ni chol l s St.	76 54					
															300	N	I PFW	64 74					
															314	A	Wofford	80 65					
															314	H	Wofford	75 56					
LAST 10 Division I GAMES:																							
239 N Western Caro.				71 80				136 H UNC Greensboro				85 84											
230 A El on				61 53				239 A Western Caro.				65 82											
140 A Davi dson				74 68				35 A Chattanooga				66 87											
244 A Ga. Southern				78 73				281 A Furman				58 44											
314 H Wofford				75 56				267 A Col . of Charl eston				57 65											

Non-Div | Games: Winston-Salem 64 51

Appal achi an St.

Loss, Non-Conf, S Site, H Home A Away N Neutral

A  
p  
p  
a  
l  
a  
c  
h  
i  
a  
n  
s  
t

A  
p  
p  
a  
l  
a  
c  
h  
i  
a  
n  
s  
t

Average RPI Win:	187	WON-LOST	WINNING	LAST 10	STRENGTH OF	OPP. STRENGTH	TEAM	ADJ.	CONF.	ADJ CONF.
Average RPI Loss:	71	RECORD	PCT. RANK	GAMES	SCHEDULE	OF SCHEDULE	RPI	RPI	RPI	RPI

DIV. I ONLY	8- 22	287	1- 9	34	72	167	166	5	5
DIV. I NON-CONF.	4- 6	206	0- 0	58	224	143	140	3	4

TOTALS	RPI 1-25	RPI 26-50	W-L RECORDS	RPI 51-100	RPI 100+
8- 22	0- 9	0- 4	OVERALL	1- 3	7- 6
5- 9	0- 4	0- 2	HOME	0- 2	5- 1
1- 11	0- 4	0- 2	AWAY	1- 1	0- 4
2- 2	0- 1	0- 0	NEUTRAL	0- 0	2- 1
4- 6	0- 2	0- 0	NON-CONFERENCE	0- 2	4- 2
3- 2	0- 1	0- 0	HOME	0- 1	3- 0
0- 3	0- 1	0- 0	AWAY	0- 1	0- 1
1- 1	0- 0	0- 0	NEUTRAL	0- 0	1- 1
4- 16	0- 7	0- 4	CONFERENCE	1- 1	3- 4
2- 7	0- 3	0- 2	HOME	0- 1	2- 1
1- 8	0- 3	0- 2	AWAY	1- 0	0- 3
1- 1	0- 1	0- 0	NEUTRAL	0- 0	1- 0

RPI S	Opponent	Score	RPI S	Opponent	Score	RPI S	Opponent	Score	RPI S	Opponent	Score
8	A Maryland	67 92	46	A Southern	60 76	64	A Cal i forni a	80 76	108	A Oregon St.	83 91
13	A Arizona St.	45 81		Cal i forni a		64	H Cal i forni a	56 73	108	H Oregon St.	48 64
13	H Arizona St.	59 83	46	H Southern	72 73	86	A Fresno St.	70 81	141	H Loyol a Marymount	74 66
17	H Utah	63 66		Cal i forni a		100	H Wi s. -Green Bay	70 82	142	A Oregon	58 78
19	A Stanford	51 82	47	A Washi ngton	73 91				142	H Oregon	81 72
19	H Stanford	76 87	47	H Washi ngton	54 66				142	N Oregon	64 57
19	N Stanford	50 77							149	A UC Santa Barb.	63 86
22	A UCLA	77 84							191	A Washi ngton St.	77 84
22	H UCLA	64 90							191	H Washi ngton St.	61 52
									258	H Chi cago St.	61 51
									276	N Central Conn. St.	65 69
									278	H Lehi gh	78 58
									281	N Furman	96 63
LAST 10 Div sion I GAMES:											
19	N Stanford	50 77	108	A Oregon St.	83 91						
142	N Oregon	64 57	142	A Oregon	58 78						
13	A Ari zona St.	45 81	22	H UCLA	64 90						
19	H Stanford	76 87	46	H Southern Cal i forni a	72 73						
64	H Cal i forni a	56 73	191	A Washi ngton St.	77 84						

Non-Di v I Games:

Ari zona

Loss, Non-Conf, S Site, H Home A Away N Neutral

Average RPI Win:	111	WON-LOST	WINNING	LAST 10	STRENGTH OF	OPP. STRENGTH	TEAM	ADJ.	CONF.	ADJ CONF.
Average RPI Loss:	27	RECORD	PCT. RANK	GAMES	SCHEDULE	OF SCHEDULE	RPI	RPI	RPI	RPI

DIV. I ONLY	24- 6	20	8- 2	36	30	15	13	5	5
DIV. I NON-CONF.	9- 1	17	1- 1	27	30	10	10	3	4

TOTALS	RPI 1-25	RPI 26-50	W-L RECORDS	RPI 51-100	RPI 100+
24- 6	3- 5	5- 1	OVERALL	4- 1	13- 0
15- 0	3- 0	4- 0	HOME	2- 0	6- 0
7- 4	0- 2	1- 1	AWAY	1- 1	5- 0
3- 3	0- 3	0- 0	NEUTRAL	1- 0	2- 0
9- 1	1- 2	2- 0	NON-CONFERENCE	3- 0	4- 0
6- 0	1- 0	2- 0	HOME	1- 0	2- 0
2- 0	0- 0	0- 0	AWAY	1- 0	1- 0
2- 2	0- 2	0- 0	NEUTRAL	1- 0	1- 0
15- 5	2- 3	3- 1	CONFERENCE	1- 1	9- 0
9- 0	2- 0	2- 0	HOME	1- 0	4- 0
5- 4	0- 2	1- 1	AWAY	0- 1	4- 0
1- 1	0- 1	0- 0	NEUTRAL	0- 0	1- 0

RPI S	RPI 1-25	Team's RPI: 13
1 N	North Carolina	72 79
17 N	Utah	65 86
19 A	Stanford	78 84
19 H	Stanford	62 59
20 H	Western Ky.	78 64
22 A	UCLA	69 77
22 H	UCLA	87 70
22 N	UCLA	59 60

RPI S	RPI 26-50	Score
33 H	New Mexico	73 61
38 H	Vanderbilt	69 60
46 A	Southern	50 58
	Cal i forni a	
46 H	Southern	79 72
	Cal i forni a	
47 A	Washi ngton	67 61
47 H	Washi ngton	64 51

RPI S	RPI 51-100	Score
64 A	Cal i forni a	64 66
64 H	Cal i forni a	62 43
68 H	Missouri	69 54
69 N	Stephen F. Austin	80 61
86 A	Fresno St.	68 52

RPI S	RPI 101+	Score
108 A	Oregon St.	77 67
108 H	Oregon St.	69 51
108 N	Oregon St.	74 66
113 H	UTSA	78 64
142 A	Oregon	62 52
142 H	Oregon	44 43
166 A	Ari zona	83 59
166 H	Ari zona	81 45
186 N	Mi ssi ssi ppi St.	70 48
191 A	Washi ngton St.	75 65
191 H	Washi ngton St.	72 47
285 A	San Di ego	67 63
309 H	Memphi s	103 57

LAST 10 Div sion I GAMES:

17 N	Utah	65 86	64 H	Cal i forni a	62 43
69 N	Stephen F. Austin	80 61	19 H	Stanford	62 59
22 N	UCLA	59 60	142 A	Oregon	62 52
108 N	Oregon St.	74 66	108 A	Oregon St.	77 67
166 H	Ari zona	81 45	46 H	Southern Cal i forni a	79 72

Non-Di v I Games:

Ari zona St.

Loss, Non-Conf, S Site, H Home A Away N Neutral



Ark. - FIVE DRAFT										Through Games Of Sunday, March 12, 2000											
Average RPI Win:		303		WON-LOST		WINNING		LAST 10		STRENGTH OF		OPP. STRENGTH		TEAM		ADJ.		CONF.		ADJ. CONF.	
Average RPI Loss:		211		RECORD		PCT. RANK		GAMES		SCHEDULE		OF SCHEDULE		RPI		RPI		RPI		RPI	
DIV. I ONLY		7- 21		290		2- 8		309		319		314		316		32		32			
DIV. I NON-CONF.		1- 7		303		0- 0		268		133		319		318		32		32			
TOTALS		RPI 1-25		RPI 26-50		W-L RECORDS		RPI 51-100		RPI 100+											
7- 21		0- 0		0- 0		OVERALL		0- 3		7- 18											
4- 6		0- 0		0- 0		HOME		0- 0		4- 6											
3- 13		0- 0		0- 0		AWAY		0- 3		3- 10											
0- 2		0- 0		0- 0		NEUTRAL		0- 0		0- 2											
1- 7		0- 0		0- 0		NON-CONFERENCE		0- 3		1- 4											
1- 0		0- 0		0- 0		HOME		0- 0		1- 0											
0- 7		0- 0		0- 0		AWAY		0- 3		0- 4											
0- 0		0- 0		0- 0		NEUTRAL		0- 0		0- 0											
6- 14		0- 0		0- 0		CONFERENCE		0- 0		6- 14											
3- 6		0- 0		0- 0		HOME		0- 0		3- 6											
3- 6		0- 0		0- 0		AWAY		0- 0		3- 6											
0- 2		0- 0		0- 0		NEUTRAL		0- 0		0- 2											
RPI 1-25		Score		RPI 26-50		Score		RPI 51-100		Score		RPI 101+		Team's RPI: 316		Score					
RPI S Opponent				RPI S Opponent				RPI S Opponent				RPI S Opponent									
								68 A Mi ssouri		51 79		145 A Ark. -Little Rock		50 67							
								87 A Georgi a Tech		36 74		170 A Southern U.		58 72							
								88 A Mi ssouri St.		45 72		170 H Southern U.		57 71							
												175 A La. -Lafayette		56 64							
												181 A Wi chi ta St.		45 78							
												214 A Jackson St.		58 60							
												214 H Jackson St.		52 63							
												214 N Jackson St.		55 56							
												223 A Okl ahoma St.		53 77							
												243 A Mi ssi ssi ppi Val .		61 70							
												243 H Mi ssi ssi ppi Val .		45 53							
												254 A Al abama St.		48 55							
												254 H Al abama St.		61 55							
												277 A Al corn St.		45 64							
												277 H Al corn St.		71 61							
												277 N Al corn St.		51 56							
												282 A Al abama A&M		65 57							
												282 H Al abama A&M		53 64							
												288 A Grambl ing		71 81							
</																					

Ark - Pine Bluff

Ark - Pine Bluff

### Non-Div I Games:

Ark. -Pi ne Bl uff

Loss, Non-Conf, S Site, H Home A Away N Neutral





Average RPI Win: 241  
Average RPI Loss: 131

Average RPI Win:		241	WON-LOST	WINNING	LAST 10	STRENGTH OF	OPP. STRENGTH	TEAM	ADJ.	CONF.	ADJ CONF.			
Average RPI Loss:		131	RECORD	PCT. RANK	GAMES	SCHEDULE	OF SCHEDULE	RPI	RPI	RPI	RPI			
DIV. I ONLY		19- 10	76	8- 2		232	243	119	122	27	27			
DIV. I NON-CONF.		5- 7	198	0- 1		118	116	168	172	27	27			
<hr/>														
TOTALS		RPI 1-25		RPI 26-50		W-L RECORDS		RPI 51-100		RPI 100+				
19- 10		0- 3		0- 1		OVERALL		0- 0		19- 7				
13- 3		0- 1		0- 1		HOME		0- 0		13- 1				
5- 6		0- 1		0- 0		AWAY		0- 0		5- 5				
1- 2		0- 1		0- 0		NEUTRAL		0- 0		1- 1				
5- 7		0- 3		0- 1		NON-CONFERENCE		0- 0		5- 4				
3- 3		0- 1		0- 1		HOME		0- 0		3- 1				
1- 3		0- 1		0- 0		AWAY		0- 0		1- 2				
1- 2		0- 1		0- 0		NEUTRAL		0- 0		1- 1				
14- 3		0- 0		0- 0		CONFERENCE		0- 0		14- 3				
10- 0		0- 0		0- 0		HOME		0- 0		10- 0				
4- 3		0- 0		0- 0		AWAY		0- 0		4- 3				
0- 0		0- 0		0- 0		NEUTRAL		0- 0		0- 0				
<hr/>														
RPI S Opponent Score		RPI S Opponent Score		RPI S Opponent Score		RPI S Opponent Score		Team's RPI: 122		Score				
2	N	Tennessee	54	102	37	H	St. John's (N. Y.)	55	74	103	H	Princeton	52	73
4	A	Connecticut	46	85						114	H	Iona	67	54
10	H	Baylor	68	85						124	A	Bucknell I	47	60
										124	H	Bucknell I	66	65
										132	A	Air Force	61	73
										152	A	Holy Cross	63	57
										152	H	Holy Cross	59	56
										152	H	Holy Cross	69	68
										215	H	Gardner-Webb	67	54
										216	N	Manhattan	65	72
										250	A	Navy	83	69
										250	H	Navy	78	72
										269	A	Cornell I	61	64
										270	A	Colgate	58	66
										270	H	Colgate	85	81
										270	H	Colgate	73	55
										275	N	Cal St. Fullerton	80	79
										276	A	Central Conn. St.	65	63
										278	A	Lehigh	53	60
										278	H	Lehigh	76	67
										289	H	Albany (N. Y.)	72	60
										303	A	Lafayette	71	52
										303	H	Lafayette	75	60
										303	H	Lafayette	74	55
										305	A	American	75	66
										305	H	American	73	49
<hr/>														
LAST 10 Division I GAMES:														
2	N	Tennessee	54	102	303	A	Lafayette	71	52					
152	H	Holy Cross	69	68	124	H	Bucknell I	66	65					
270	H	Colgate	73	55	305	H	American	73	49					
303	H	Lafayette	74	55	278	H	Lehigh	76	67					
124	A	Bucknell I	47	60	152	A	Holy Cross	63	57					

Non-Div	Games: Coast Guard	103	51
---------	--------------------	-----	----

Army

■ Loss, ■ Non-Conf, S Site, H Home A Away N Neutral



Average RPI Win: 176

Average RPI Loss: 52

WON-LOST  
RECORDWINNING  
PCT. RANKLAST 10  
GAMESSTRENGTH OF  
SCHEDULEOPP. STRENGTH  
OF SCHEDULETEAM  
RPIADJ.  
RPICONF.  
RPIADJ CONF.  
RPI

DIV. I ONLY

14- 15

173

3- 7

32

65

84

83

2

2

DIV. I NON-CONF.

9- 4

83

0- 0

78

232

68

72

2

2

TOTALS

RPI 1-25

RPI 26-50

W-L RECORDS

RPI 51-100

RPI 100+

14- 15

2- 6

0- 2

OVERALL

1- 5

11- 2

7- 5

1- 1

0- 1

HOME

0- 3

6- 0

3- 9

1- 4

0- 1

AWAY

0- 2

2- 2

4- 1

0- 1

0- 0

NEUTRAL

1- 0

3- 0

9- 4

0- 1

0- 1

NON-CONFERENCE

0- 2

9- 0

4- 1

0- 0

0- 0

HOME

0- 1

4- 0

2- 3

0- 1

0- 1

AWAY

0- 1

2- 0

3- 0

0- 0

0- 0

NEUTRAL

0- 0

3- 0

5- 11

2- 5

0- 1

CONFERENCE

1- 3

2- 2

3- 4

1- 1

0- 1

HOME

0- 2

2- 0

1- 6

1- 3

0- 0

AWAY

0- 1

0- 2

1- 1

0- 1

0- 0

NEUTRAL

1- 0

0- 0

RPI 1-25

RPI 26-50

RPI 51-100 Team's RPI: 83

RPI 101+

RPI S Opponent

Score

RPI S Opponent

Score

RPI S Opponent

Score

RPI S Opponent

Score

2	A	Tennessee	56	81
2	N	Tennessee	45	77
3	A	Duke	37	69
6	H	LSU	38	65
12	A	Georgia	61	74
23	A	Kentucky	71	57
25	A	Florida	61	72
25	H	Florida	73	58

35	A	Chattanooga	59	72
38	H	Vanderbilt	53	57

51	H	Xavier	58	60
82	A	Mississippi	61	64
82	H	Mississippi	48	51
93	H	South Carolina	46	58
93	N	South Carolina	64	48
94	A	Kent St.	64	68

115	N	Loyola (Md.)	76	54
117	A	Arkansas	60	64
128	N	George Mason	77	36
131	A	Alabama	54	68
131	H	Alabama	65	56
175	H	La.-Lafayette	65	55
186	H	Mississippi St.	74	44
234	N	UC Davis	69	54
239	H	Western Caro.	78	49
245	A	Buffalo	70	41
264	H	Jacksonville St.	91	70
281	A	Furman	86	42
320	H	Tex.-Pan American	85	32

LAST 10 Division I GAMES:

2	N	Tennessee	45	77
93	N	South Carolina	64	48
12	A	Georgia	61	74
2	A	Tennessee	56	81
25	H	Florida	73	58
93	H	South Carolina	46	58
82	A	Mississippi	61	64
38	H	Vanderbilt	53	57
25	A	Florida	61	72
186	H	Mississippi St.	74	44

Auburn

Auburn

Non-Div I Games:

Auburn

Loss, Non-Conf, S Site, H Home A Away N Neutral

Average RPI Win: 231				WON-LOST RECORD		WINNING PCT. RANK		LAST 10 GAMES		STRENGTH OF SCHEDULE		OPP. STRENGTH OF SCHEDULE		TEAM RPI		ADJ. RPI		CONF. RPI		ADJ CONF. RPI			
DIV. I ONLY				15- 13		141		6- 4		214		253		172		171		22		22			
DIV. I NON-CONF.				3- 4		195		0- 0		50		167		121		120		23		22			
TOTALS				RPI 1-25		RPI 26-50		W-L RECORDS		RPI 51-100				RPI 100+									
15- 13				0- 1		0- 1		OVERALL		2- 3				13- 8									
8- 7				0- 1		0- 1		HOME		2- 1				6- 4									
7- 5				0- 0		0- 0		AWAY		0- 2				7- 3									
0- 1				0- 0		0- 0		NEUTRAL		0- 0				0- 1									
3- 4				0- 1		0- 1		NON-CONFERENCE		1- 0				2- 2									
2- 2				0- 1		0- 1		HOME		1- 0				1- 0									
1- 1				0- 0		0- 0		AWAY		0- 0				1- 1									
0- 1				0- 0		0- 0		NEUTRAL		0- 0				0- 1									
12- 9				0- 0		0- 0		CONFERENCE		1- 3				11- 6									
6- 5				0- 0		0- 0		HOME		1- 1				5- 4									
6- 4				0- 0		0- 0		AWAY		0- 2				6- 2									
0- 0				0- 0		0- 0		NEUTRAL		0- 0				0- 0									
RPI 1-25				RPI 26-50		RPI 51-100		RPI 101+		Team's RPI: 171													
RPI S	Opponent			Score		RPI S	Opponent			Score		RPI S	Opponent			Score							
20	H	Western Ky.		47	70	35	H	Chattanooga		51	60	62	H	Middle Tenn.		71	69	105	A	Samford		60	59
												81	A	Tennessee Tech		74	96	105	H	Samford		41	45
												81	H	Tennessee Tech		72	64	125	N	Belmont		60	64
												90	A	Southeast Mo. St.		54	72	206	A	Morehead St.		52	63
												90	H	Southeast Mo. St.		57	73	206	H	Morehead St.		75	81
																		206	H	Morehead St.		78	81
																		208	H	Winthrop		79	64
																		212	A	Murray St.		83	66
																		212	H	Murray St.		82	64
																		217	A	Troy		61	68
																		246	A	Eastern Ky.		69	55
																		246	H	Eastern Ky.		61	64
																		257	A	Eastern Ill.		55	46
																		257	H	Eastern Ill.		64	62
																		264	A	Jacksonville St.		52	73
																		264	H	Jacksonville St.		63	59
																		296	A	Tenn. -Martin		61	49
																		296	H	Tenn. -Martin		62	59
																		309	A	Memphis		74	49
																		329	A	Tennessee St.		80	55
																		329	H	Tennessee St.		83	68
LAST 10 Division I GAMES:																							
206 H Morehead St.						78	81	105 H Samford						41	45								
206 A Morehead St.						52	63	257 A Eastern Ill.						55	46								
246 A Eastern Ky.						69	55	329 H Tennessee St.						83	68								
81 H Tennessee Tech						72	64	212 H Murray St.						82	64								
329 A Tennessee St.						80	55	90 H Southeast Mo. St.						57	73								

Austin Peay

A  
u  
s  
t  
i  
n  
P  
e  
a  
y

### Non-Div l Games:

Austin Peay

Loss, Non-Conf, S Site, H Home A Away N Neutral

Average RPI Win: 214		WON-LOST RECORD		WINNING PCT. RANK		LAST 10 GAMES		STRENGTH OF SCHEDULE		OPP. STRENGTH OF SCHEDULE		TEAM RPI		ADJ. RPI		CONF. RPI		ADJ CONF. RPI	
DIV. I ONLY		17- 12		113		5- 5		154		185		120		121		16		16	
DIV. I NON-CONF.		7- 4		101		0- 0		167		221		110		114		16		16	
TOTALS		RPI 1-25		RPI 26-50		W-L RECORDS		RPI 51-100		RPI 100+									
17- 12		0- 1		0- 1		OVERALL		1- 4		16- 6									
11- 3		0- 0		0- 1		HOME		1- 1		10- 1									
6- 8		0- 1		0- 0		AWAY		0- 2		6- 5									
0- 1		0- 0		0- 0		NEUTRAL		0- 1		0- 0									
7- 4		0- 1		0- 0		NON-CONFERENCE		1- 0		6- 3									
4- 1		0- 0		0- 0		HOME		1- 0		3- 1									
3- 3		0- 1		0- 0		AWAY		0- 0		3- 2									
0- 0		0- 0		0- 0		NEUTRAL		0- 0		0- 0									
10- 8		0- 0		0- 1		CONFERENCE		0- 4		10- 3									
7- 2		0- 0		0- 1		HOME		0- 1		7- 0									
3- 5		0- 0		0- 0		AWAY		0- 2		3- 3									
0- 1		0- 0		0- 0		NEUTRAL		0- 1		0- 0									
RPI 1-25		RPI 26-50		RPI 51-100		RPI 101+		Team's RPI: 121											
RPI S	Opponent	Score	RPI S	Opponent	Score	RPI S	Opponent	Score	RPI S	Opponent	Score								
3	A Duke	24 110	36	H Bowl ing Green	60 72	72	A Eastern Mi ch.	58 69	143	A Western Mi ch.	81 70								
						72	H Eastern Mi ch.	58 66	143	H Western Mi ch.	62 55								
						94	A Kent St.	55 68	150	A Santa Clara	69 70								
						94	N Kent St.	52 69	157	H Val parai so	49 61								
						97	H Evansville	76 69	164	A Northern Ill.	68 62								
									164	H Northern Ill.	65 53								
									176	H Illinois St.	65 61								
									189	A Central Mi ch.	58 59								
									189	H Central Mi ch.	57 47								
									194	A Butler	74 66								
									201	A Tol edo	79 83								
									201	H Tol edo	64 49								
									212	A Murray St.	90 72								
									227	A Wright St.	74 77								
									245	H Buffal o	70 56								
									253	A St. Mary' s (Cal .)	63 52								
									263	A Ohi o	80 63								
									286	H North Dakota St.	65 54								
									293	A Mi ami (Ohi o)	65 66								
									299	H Akron	67 66								
									299	H Akron	71 46								
									312	H Li pscomb	83 53								
LAST 10 Di v												sion I GAMES:							
94 N Kent St.		52 69		143 H Western Mi ch.		62 55													
299 H Akron		71 46		201 H Tol edo		64 49													
164 H Northern Ill.		65 53		36 H Bowl ing Green		60 72													
72 A Eastern Mich.		58 69		94 A Kent St.		55 68													
189 A Central Mich.		58 59		245 H Buffal o		70 56													

Ball St.

Ball St.

Non-Div I Games:

Ball St.

Loss, 
Non-Conf, S Site, 
H Home
A Away 
N Neutral

Average RPI Win: 100		WON-LOST RECORD		WINNING PCT. RANK		LAST 10 GAMES		STRENGTH OF SCHEDULE		OPP. STRENGTH OF SCHEDULE		TEAM RPI		ADJ. RPI		CONF. RPI		ADJ CONF. RPI					
DIV. I ONLY		24- 6		20		8- 2		15		13		10		10		4		4					
DIV. I NON-CONF.		10- 1		11		2- 1		24		27		9		9		4		3					
TOTALS		RPI 1-25		RPI 26-50		W-L RECORDS		RPI 51-100		RPI 100+													
24- 6		2- 5		5- 0		OVERALL		9- 2		10- 0													
12- 1		1- 1		2- 0		HOME		3- 0		6- 0													
7- 4		0- 2		1- 0		AWAY		4- 2		2- 0													
7- 2		1- 2		2- 0		NEUTRAL		2- 0		2- 0													
10- 1		2- 2		2- 0		NON-CONFERENCE		2- 0		6- 0													
5- 0		1- 0		1- 0		HOME		0- 0		3- 0													
2- 1		0- 1		0- 0		AWAY		1- 0		1- 0													
5- 1		1- 1		1- 0		NEUTRAL		1- 0		2- 0													
14- 5		0- 3		3- 0		CONFERENCE		7- 2		4- 0													
7- 1		0- 1		1- 0		HOME		3- 0		3- 0													
5- 3		0- 1		1- 0		AWAY		3- 2		1- 0													
2- 1		0- 1		1- 0		NEUTRAL		1- 0		0- 0													
RPI 1-25		Team's RPI: 10		RPI 26-50				RPI 51-100				RPI 101+											
RPI S	Opponent	Score		RPI S	Opponent	Score		RPI S	Opponent	Score		RPI S	Opponent	Score									
5	A Oklahoma	77	81	31	A Texas A&M	84	59	52	A Texas	72	64	104	N Northern Ari z.	74	56								
5	H Oklahoma	70	73	31	H Texas A&M	60	49	52	H Texas	61	48	107	H Kansas	90	40								
5	N Oklahoma	61	72	31	N Texas A&M	53	52	54	A Kansas St.	79	70	122	A Army	85	68								
6	A LSU	57	88	33	N New Mexi co	87	67	54	N Kansas St.	79	74	159	H Tex. A&M-Corp. Chris	92	64								
8	N Maryl and	63	82	47	H Washi ngton	81	74	58	A Indiana	74	62	184	N Marshall I	74	47								
12	N Georgi a	84	72					63	A Texas Tech	62	64	200	H Col orado	86	40								
22	H UCLA	93	85					63	H Texas Tech	73	60	222	H McNeese St.	72	36								
								64	N Cal i forni a	75	58	223	A Oklahoma St.	81	54								
								68	A Mi ssouri	61	64	223	H Oklahoma St.	57	26								
								73	A Iowa St.	79	64	292	H Sam Houston St.	82	42								
								80	H Nebraska	91	69												
LAST 10 Division I GAMES:																							
8 N Maryl and				63	82	54 N Kansas St.				79	74												
33 N New Mexi co				87	67	52 A Texas				72	64												
104 N Northern Ari z.				74	56	54 A Kansas St.				79	70												
5 N Oklahoma				61	72	200 H Col orado				86	40												
31 N Texas A&M				53	52	63 H Texas Tech				73	60												

### Non-Div l Games:

Bayl or

Loss, Non-Conf, S Site, H Home A Away N Neutral

Average RPI Win: 251				WON-LOST RECORD		WINNING PCT. RANK		LAST 10 GAMES		STRENGTH OF SCHEDULE		OPP. STRENGTH OF SCHEDULE		TEAM RPI		ADJ. RPI		CONF. RPI		ADJ CONF. RPI	
Average RPI Loss: 170																					
DIV. I ONLY				22- 7		33		7- 3		321		282		124		125		25		26	
DIV. I NON-CONF.				7- 4		101		1- 2		327		209		236		236		30		30	
TOTALS				RPI 1-25		RPI 26-50		W-L RECORDS		RPI 51-100				RPI 100+							
22- 7				0- 0		0- 0		OVERALL		0- 2				22- 6							
11- 1				0- 0		0- 0		HOME		0- 1				11- 0							
8- 5				0- 0		0- 0		AWAY		0- 1				8- 5							
3- 1				0- 0		0- 0		NEUTRAL		0- 0				3- 1							
7- 4				0- 0		0- 0		NON-CONFERENCE		0- 2				7- 3							
3- 1				0- 0		0- 0		HOME		0- 1				3- 0							
2- 4				0- 0		0- 0		AWAY		0- 1				2- 3							
2- 0				0- 0		0- 0		NEUTRAL		0- 0				2- 0							
15- 3				0- 0		0- 0		CONFERENCE		0- 0				15- 3							
8- 0				0- 0		0- 0		HOME		0- 0				8- 0							
6- 2				0- 0		0- 0		AWAY		0- 0				6- 2							
1- 1				0- 0		0- 0		NEUTRAL		0- 0				1- 1							
RPI 1-25				RPI 26-50		RPI 51-100		RPI 101+		Team's RPI: 125											
RPI S Opponent Score				RPI S Opponent Score		RPI S Opponent Score		RPI S Opponent Score		RPI S Opponent Score											
58 H Indiana				51 68		146 A Fla. Atlantic		71 50													
81 A Tennessee Tech				55 56		146 H Fla. Atlantic		78 71													
						161 A East Tenn. St.		52 66													
						161 H East Tenn. St.		70 50													
						163 A Va. Commonweal th		70 72													
						169 A Radford		67 71													
						171 N Austin Peay		64 60													
						188 N Clemson		85 62													
						215 A Gardner-Webb		85 70													
						215 H Gardner-Webb		63 50													
						215 N Gardner-Webb		60 72													
						246 A Eastern Ky.		86 82													
						251 A Mercer		62 64													
						251 H Mercer		66 55													
						260 A Campbell I		61 56													
						260 H Campbell I		70 60													
						261 A North Fla.		50 58													
						261 H North Fla.		68 48													
						271 A Stetson		76 55													
						271 H Stetson		65 26													
						271 N Stetson		63 49													
						297 A Jacksonville		66 59													
						297 H Jacksonville		72 56													

### Non-Div l Games:

Bel mont

Loss, Non-Conf, S Site, H Home A Away N Neutral

Average RPI Win: 297				WON-LOST RECORD		WINNING PCT. RANK		LAST 10 GAMES		STRENGTH OF SCHEDULE		OPP. STRENGTH OF SCHEDULE		TEAM RPI		ADJ. RPI		CONF. RPI		ADJ CONF. RPI		
DIV. I ONLY				6- 23		302		2- 8		314		330		326		327		30		30		
DIV. I NON-CONF.				1- 8		307		0- 1		303		321		325		325		31		31		
TOTALS				RPI 1-25		RPI 26-50		W-L RECORDS		RPI 51-100		RPI 100+										
6- 23				0- 1		0- 0		OVERALL		0- 1		6- 21										
3- 9				0- 0		0- 0		HOME		0- 0		3- 9										
2- 12				0- 1		0- 0		AWAY		0- 1		2- 10										
1- 2				0- 0		0- 0		NEUTRAL		0- 0		1- 2										
1- 8				0- 1		0- 0		NON-CONFERENCE		0- 1		1- 6										
1- 2				0- 0		0- 0		HOME		0- 0		1- 2										
0- 6				0- 1		0- 0		AWAY		0- 1		0- 4										
0- 0				0- 0		0- 0		NEUTRAL		0- 0		0- 0										
5- 15				0- 0		0- 0		CONFERENCE		0- 0		5- 15										
2- 7				0- 0		0- 0		HOME		0- 0		2- 7										
2- 6				0- 0		0- 0		AWAY		0- 0		2- 6										
1- 2				0- 0		0- 0		NEUTRAL		0- 0		1- 2										
RPI 1-25				RPI 26-50		RPI 51-100		RPI 101+		Team's RPI : 327												
RPI S	Opponent			Score		RPI S	Opponent			Score		RPI S	Opponent			Score						
9	A	Rutgers		48 73								93	A	South Carolina		26 87		110	A	Coppin St.		32 56
																		110	H	Coppin St.		56 70
																		126	A	Del aware St.		29 70
																		126	H	Del aware St.		47 48
																		146	H	Fl a. Atlantic		46 80
																		240	A	Howard		63 67
																		240	H	Howard		78 99
																		247	A	Md. -East. Shore		50 87
																		247	H	Md. -East. Shore		60 67
																		247	N	Md. -East. Shore		41 51
																		261	A	North Fla.		45 47
																		261	H	North Fla.		55 53
																		271	A	Stetson		51 68
																		283	H	South Carolina St.		61 71
																		283	N	South Carolina St.		49 66
																		290	A	Fl ori da A&M		50 54
																		290	H	Fl ori da A&M		53 46
																		294	A	N. C. A&T		49 66
																		294	H	N. C. A&T		56 81
																		294	N	N. C. A&T		68 48
																		297	A	Jacksonville		40 69
																		298	H	Hampton		77 71
																		307	A	Norfol k St.		66 59
																		330	A	Morgan St.		66 64
																		330	H	Morgan St.		54 66
																		332	A	Savannah St.		75 79
																		332	H	Savannah St.		62 65
				LAST 10 Division I GAMES:																		
																		247	N	Md. -East. Shore		41 51
																		294	N	N. C. A&T		68 48
																		290	A	Fl ori da A&M		50 54
																		307	A	Norfol k St.		66 59
																		126	H	Del aware St.		47 48
																		332	A	Savannah St.		75 79
																		247	A	Md. -East. Shore		50 87
																		240	A	Howard		63 67
																		283	H	South Carolina St.		61 71
																		294	H	N. C. A&T		56 81

Bethune-Cookman

Average RPI Win:	204	WON-LOST	WINNING	LAST 10	STRENGTH OF	OPP. STRENGTH	TEAM	ADJ.	CONF.	ADJ CONF.
Average RPI Loss:	117	RECORD	PCT. RANK	GAMES	SCHEDULE	OF SCHEDULE	RPI	RPI	RPI	RPI

DIV. I ONLY	17- 12	113	5- 5	130	159	111	112	10	11
DIV. I NON-CONF.	7- 4	101	0- 0	266	286	167	169	12	13

TOTALS	RPI 1-25	RPI 26-50	W-L RECORDS	RPI 51-100	RPI 100+
17- 12	0- 0	1- 4	OVERALL	0- 2	16- 6
11- 2	0- 0	1- 1	HOME	0- 1	10- 0
5- 10	0- 0	0- 3	AWAY	0- 1	5- 6
1- 0	0- 0	0- 0	NEUTRAL	0- 0	1- 0
7- 4	0- 0	0- 0	NON-CONFERENCE	0- 0	7- 4
5- 0	0- 0	0- 0	HOME	0- 0	5- 0
2- 4	0- 0	0- 0	AWAY	0- 0	2- 4
0- 0	0- 0	0- 0	NEUTRAL	0- 0	0- 0
10- 8	0- 0	1- 4	CONFERENCE	0- 2	9- 2
6- 2	0- 0	1- 1	HOME	0- 1	5- 0
3- 6	0- 0	0- 3	AWAY	0- 1	3- 2
1- 0	0- 0	0- 0	NEUTRAL	0- 0	1- 0

RPI S	Opponent	Score	RPI S	Opponent	Score	RPI S	Opponent	Score	RPI S	Opponent	Score
29	A Hartford	56 66	29	A Hartford	46 57	76	A Boston U.	68 77	107	A Kansas	53 77
29	A Hartford	46 57	29	H Hartford	64 65	76	H Boston U.	65 77	130	H Cani si us	93 86
40	A Stony Brook	53 68	40	A Stony Brook	53 68				160	A New Hampshi re	49 55
40	H Stony Brook	65 64	40	H Stony Brook	65 64				160	H New Hampshi re	74 54
									174	A UMBC	37 63
									174	H UMBC	61 52
									174	N UMBC	72 66
									179	A Syracuse	74 52
									184	A Marshal I	77 68
									199	A Vermont	84 49
									199	H Vermont	67 50
									204	H La Salle	84 70
									206	A Morehead St.	61 66
									209	A Harvard	62 71
									219	A Mai ne	66 56
									219	H Mai ne	69 64
									266	A Fai rlei gh Di cki nson	64 75
									269	H Cornel I	75 60
									270	H Col gate	82 61
									278	H Lehi gh	72 48
									289	A Al bany (N. Y. )	77 56
									289	H Al bany (N. Y. )	70 49
LAST 10 Div sion I GAMES:											
29	A Hartford	46 57	29	A Hartford	56 66						
174	N UMBC	72 66	76	H Boston U.	65 77						
199	A Vermont	84 49	40	A Stony Brook	53 68						
289	A Al bany (N. Y. )	77 56	160	A New Hampshi re	49 55						
174	H UMBC	61 52	219	H Mai ne	69 64						

Non-Di v I Games:

Binghamton

Loss, Non-Conf, S Site, H Home A Away N Neutral

Average RPI Win:		243	WON-LOST		WINNING	LAST 10		STRENGTH OF		OPP. STRENGTH	TEAM	ADJ.	CONF.	ADJ CONF.						
Average RPI Loss:		145	RECORD		PCT. RANK	GAMES		SCHEDULE		OF SCHEDULE	RPI	RPI	RPI	RPI						
DIV. I ONLY		11- 16	212		5- 5		273		201		250	248	13	14						
DIV. I NON-CONF.		5- 7	198		1- 0		315		293		288	288	15	15						
TOTALS		RPI 1-25	RPI 26-50		W-L RECORDS		RPI 51-100		RPI 100+											
11- 16		0- 0	0- 2		OVERALL		0- 2		11- 12											
4- 6		0- 0	0- 1		HOME		0- 1		4- 4											
4- 9		0- 0	0- 1		AWAY		0- 1		4- 7											
3- 1		0- 0	0- 0		NEUTRAL		0- 0		3- 1											
5- 7		0- 0	0- 0		NON-CONFERENCE		0- 0		5- 7											
1- 2		0- 0	0- 0		HOME		0- 0		1- 2											
1- 4		0- 0	0- 0		AWAY		0- 0		1- 4											
3- 1		0- 0	0- 0		NEUTRAL		0- 0		3- 1											
6- 9		0- 0	0- 2		CONFERENCE		0- 2		6- 5											
3- 4		0- 0	0- 1		HOME		0- 1		3- 2											
3- 5		0- 0	0- 1		AWAY		0- 1		3- 3											
0- 0		0- 0	0- 0		NEUTRAL		0- 0		0- 0											
RPI 1-25		RPI 26-50		RPI 51-100		RPI 101+		Team's RPI: 248												
RPI S	Opponent	Score	RPI S	Opponent	Score	RPI S	Opponent	Score	RPI S	Opponent	Score									
45	A Li berty	47 60	45	H Li berty	40 51	85	A Hi gh Poi nt	62 72	105	H Samford	49 54									
45	H Li berty					85	H Hi gh Poi nt	56 71	107	A Kansas	50 72									
												146	N Fla. Atlanti c	74 66						
												147	A Coastal Caro.	57 70						
												147	A Coastal Caro.	35 50						
												147	H Coastal Caro.	59 63						
												159	A Tex. A&M-Corp. Chris	58 68						
												165	A UNC Asheville	66 61						
												165	H UNC Asheville	66 65						
												169	A Radford	56 60						
												169	H Radford	68 51						
												186	A Mi ssi ssi ppi St.	50 59						
												208	A Winthrop	63 57						
												208	H Winthrop	59 69						
												217	A Troy	64 67						
												222	H McNeese St.	62 68						
												238	N Georgi a St.	55 56						
												277	N Al corn St.	75 73						
												287	A Charleston So.	61 58						
												287	H Charleston So.	64 47						
												310	N New Orleans	67 45						
												332	A Savannah St.	57 51						
												332	H Savannah St.	65 55						
												LAST 10 Divi sion I GAMES:								
												147	A Coastal Caro.	35 50	287	H Charleston So.	64 47			
												165	H UNC Asheville	66 65	85	A Hi gh Poi nt	62 72			
												45	A Li berty	47 60	208	A Wi nthrop	63 57			
												169	A Radford	56 60	332	H Savannah St.	65 55			
												147	H Coastal Caro.	59 63	165	A UNC Asheville	66 61			

Non-Div I Games: Mississippi 74 40

Birmingham-Soc.

Birmingham-Soc.



Average RPI Win: 232

Average RPI Loss: 149

WON-LOST  
RECORDWINNING  
PCT. RANKLAST 10  
GAMESSTRENGTH OF  
SCHEDULEOPP. STRENGTH  
OF SCHEDULETEAM  
RPIADJ.  
RPICONF.  
RPIADJ CONF.  
RPI

DIV. I ONLY

15- 15

163

3- 7

276

170

202

203

15

15

DIV. I NON-CONF.

8- 4

88

0- 0

308

257

190

192

14

14

TOTALS

RPI 1-25

RPI 26-50

W-L RECORDS

RPI 51-100

RPI 100+

15- 15

0- 0

0- 2

OVERALL

0- 3

15- 10

9- 4

0- 0

0- 1

HOME

0- 1

9- 2

4- 10

0- 0

0- 1

AWAY

0- 2

4- 7

2- 1

0- 0

0- 0

NEUTRAL

0- 0

2- 1

8- 4

0- 0

0- 0

NON-CONFERENCE

0- 1

8- 3

4- 1

0- 0

0- 0

HOME

0- 0

4- 1

3- 3

0- 0

0- 0

AWAY

0- 1

3- 2

1- 0

0- 0

0- 0

NEUTRAL

0- 0

1- 0

7- 11

0- 0

0- 2

CONFERENCE

0- 2

7- 7

5- 3

0- 0

0- 1

HOME

0- 1

5- 1

1- 7

0- 0

0- 1

AWAY

0- 1

1- 5

1- 1

0- 0

0- 0

NEUTRAL

0- 0

1- 1

RPI 1-25

RPI 26-50

RPI 51-100

RPI 101+



Team's RPI: 203


RPI S Opponent Score



RPI S Opponent Score



RPI S Opponent Score



RPI S Opponent Score



39  Loui si ana Tech 61  75


39  Loui si ana Tech 59  72

61  Wyomi ng 54  68



86  Fresno St. 64  81


86  Fresno St. 55  65



102  Hawai i 67  72



102  Hawai i 83 75


102 N Hawai i 72 63



158  Denver 51  55



178  Idaho St. 91 89


182  San Jose St. 57  63



182  San Jose St. 64  69


183  Weber St. 62 55


191  Washington St. 76  80



197  Nevada 67  73


197  Nevada 58 50

205  New Mexi co St. 60  61


205  New Mexi co St. 72 45


205 N New Mexi co St. 59  60



236  Idaho 59  72


236  Idaho 67 54


249 N Northern Colo. 73 59


262  Sacramento St. 80 52


265  San Francis co 61 50


268  San Diego St. 51  54

285  San Diego 68 51


301  Utah Valle y St. 85 55

302  Utah St. 72 55



302  Utah St. 70 38



311  Montana St. 66 52


LAST 10 Div sion I GAMES:



205 N New Mexi co St. 59  60


102 N Hawai i 72 63



236  Idaho 59  72



86  Fresno St. 55  65



302  Utah St. 72 55

39  Loui si ana Tech 59  72

205  New Mexi co St. 72 45

102  Hawai i 67  72

86  Fresno St. 64  81





182  San Jose St. 64  69

Boi se st .

Boi se st .

Non-Di v I Games:

Boi se St.

 Loss,  Non-Conf, S Site,  Home  Away N Neutral



Average RPI Win:	175	WON-LOST	WINNING	LAST 10	STRENGTH OF	OPP. STRENGTH	TEAM	ADJ.	CONF.	ADJ CONF.
Average RPI Loss:	93	RECORD	PCT. RANK	GAMES	SCHEDULE	OF SCHEDULE	RPI	RPI	RPI	RPI

DIV. I ONLY	18- 12	109	5- 5	64	118	77	76	10	11
DIV. I NON-CONF.	7- 4	101	0- 0	98	135	83	82	12	13

TOTALS	RPI 1-25	RPI 26-50	W-L RECORDS	RPI 51-100	RPI 100+
18- 12	0- 0	2- 6	OVERALL	1- 1	15- 5
8- 3	0- 0	1- 1	HOME	1- 0	6- 2
7- 7	0- 0	0- 5	AWAY	0- 0	7- 2
3- 2	0- 0	1- 0	NEUTRAL	0- 1	2- 1
7- 4	0- 0	0- 2	NON-CONFERENCE	1- 1	6- 1
3- 0	0- 0	0- 0	HOME	1- 0	2- 0
3- 2	0- 0	0- 2	AWAY	0- 0	3- 0
1- 2	0- 0	0- 0	NEUTRAL	0- 1	1- 1
11- 8	0- 0	2- 4	CONFERENCE	0- 0	9- 4
5- 3	0- 0	1- 1	HOME	0- 0	4- 2
4- 5	0- 0	0- 3	AWAY	0- 0	4- 2
2- 0	0- 0	1- 0	NEUTRAL	0- 0	1- 0

RPI S	Opponent	Score	RPI S	Opponent	Score	RPI S	Opponent	Score	RPI S	Opponent	Score
29	A Hartford	58 70	29	A Hartford	56 75	58	N Indiana	54 62	112	A Binghamton	77 65
29	A Hartford	61 77	29	H Hartford	49 66	67	H Delaware	61 59	112	H Binghamton	77 68
32	A Boston College	53 64	40	A Stony Brook	54 72				130	A Canisius	73 68
37	A St. John's (N.Y.)	72 64	40	H Stony Brook	76 74				133	A Brown	73 59
40	A Stony Brook								152	N Holy Cross	62 80
40	H Stony Brook								160	A New Hampshire	63 76
40	N Stony Brook								160	H New Hampshire	71 83
									160	N New Hampshire	66 60
									174	A UMBC	75 57
									174	H UMBC	57 63
									199	A Vermont	92 72
									199	H Vermont	79 70
									209	A Harvard	70 59
									219	A Maine	66 69
									219	H Maine	80 61
									226	H Long Island	72 45
									232	H Northeastern	73 46
									289	A Albany (N.Y.)	65 50
									289	H Albany (N.Y.)	69 52
									317	N Yale	53 41
LAST 10 Division I GAMES:											
29	A Hartford	56 75	160	A New Hampshire	63 76						
40	N Stony Brook	76 74	199	H Vermont	79 70						
160	N New Hampshire	66 60	40	H Stony Brook	72 64						
29	H Hartford	61 77	112	A Binghamton	77 65						
219	A Maine	66 69	174	H UMBC	57 63						

Non-Div I Games:

Boston U.

Loss, 
Non-Conf, S Site, 
H Home
A Away 
N Neutral

Average RPI Win: 187

Average RPI Loss: 37

WON-LOST  
RECORDWINNING  
PCT. RANKLAST 10  
GAMESSTRENGTH OF  
SCHEDULEOPP. STRENGTH  
OF SCHEDULETEAM  
RPIADJ.  
RPICONF.  
RPIADJ CONF.  
RPI

DIV. I ONLY

28- 2

2

9- 1

170

148

34

36

16

16

DIV. I NON-CONF.

9- 2

29

0- 1

132

71

49

48

16

16

TOTALS

RPI 1-25

RPI 26-50

W-L RECORDS

RPI 51-100

RPI 100+

28- 2

0- 2

0- 0

OVERALL

6- 1

22- 0

11- 0

0- 0

0- 0

HOME

2- 0

9- 0

12- 1

0- 1

0- 0

AWAY

3- 0

9- 0

5- 2

0- 1

0- 0

NEUTRAL

1- 1

4- 0

9- 2

0- 2

0- 0

NON-CONFERENCE

2- 1

7- 0

3- 0

0- 0

0- 0

HOME

0- 0

3- 0

4- 1

0- 1

0- 0

AWAY

2- 0

2- 0

2- 2

0- 1

0- 0

NEUTRAL

0- 1

2- 0

19- 0

0- 0

0- 0

CONFERENCE

4- 0

15- 0

8- 0

0- 0

0- 0

HOME

2- 0

6- 0

8- 0

0- 0

0- 0

AWAY

1- 0

7- 0

3- 0

0- 0

0- 0

NEUTRAL

1- 0

2- 0

RPI 1-25

RPI	S	Opponent	Score
22	N	UCLA	61 74
23	A	Kentucky	62 66

RPI 26-50

Team's RPI: 36

RPI	S	Opponent	Score
-----	---	----------	-------

RPI 51-100

RPI	S	Opponent	Score
58	A	Indiana	68 50
67	N	Delaware	44 48
72	H	Eastern Mich.	76 69
74	A	Florida Int'l	67 56
94	A	Kent St.	61 58
94	H	Kent St.	62 50
94	N	Kent St.	64 39

RPI 101+

RPI	S	Opponent	Score
114	N	Iona	62 45
121	A	Ball St.	72 60
134	A	Oakland	72 59
143	H	Western Mich.	77 69
148	N	IUPUI	66 55
162	H	Duquesne	76 51
164	H	Northern Ill.	66 58
164	N	Northern Ill.	73 61
189	A	Central Mich.	57 52
195	A	Detroit	78 67
201	A	Tol edo	71 65
201	N	Tol edo	68 46
245	A	Buffal o	75 48
245	H	Buffal o	65 51
263	A	Ohi o	65 61
263	H	Ohi o	77 63
293	A	Mi ami (Ohi o)	71 59
293	H	Mi ami (Ohi o)	80 58
299	A	Akron	80 48
299	H	Akron	71 54
300	H	IPFW	78 50
308	H	St. Francis (Pa.)	77 55

LAST 10 Division I GAMES:

22	N	UCLA	61 74	263	A	Ohi o	65 61
94	N	Kent St.	64 39	94	H	Kent St.	62 50
201	N	Tol edo	68 46	245	H	Buffal o	65 51
164	N	Northern Ill.	73 61	299	A	Akron	80 48
293	A	Mi ami (Ohi o)	71 59	121	A	Ball St.	72 60

Bowling Green

Bowling Green

Non-Div I Games:

Bowling Green

Loss, Non-Conf, S Site, H Home A Away N Neutral

Average RPI Win: 201		WON-LOST RECORD	WINNING PCT. RANK	LAST 10 GAMES	STRENGTH OF SCHEDULE	OPP. STRENGTH OF SCHEDULE	TEAM RPI	ADJ. RPI	CONF. RPI	ADJ CONF. RPI	
Average RPI Loss: 124											
DIV. I ONLY		9- 19	257	4- 6	141	130	226	221	12	12	
DIV. I NON-CONF.		4- 5	183	0- 0	208	244	207	203	10	10	
TOTALS		RPI 1-25	RPI 26-50	W-L RECORDS	RPI 51-100	RPI 100+					
9- 19		0- 0	0- 2	OVERALL	1- 8	8- 9					
7- 7		0- 0	0- 1	HOME	1- 2	6- 4					
2- 11		0- 0	0- 1	AWAY	0- 6	2- 4					
0- 1		0- 0	0- 0	NEUTRAL	0- 0	0- 1					
4- 5		0- 0	0- 0	NON-CONFERENCE	0- 2	4- 3					
3- 2		0- 0	0- 0	HOME	0- 0	3- 2					
1- 2		0- 0	0- 0	AWAY	0- 2	1- 0					
0- 1		0- 0	0- 0	NEUTRAL	0- 0	0- 1					
5- 14		0- 0	0- 2	CONFERENCE	1- 6	4- 6					
4- 5		0- 0	0- 1	HOME	1- 2	3- 2					
1- 9		0- 0	0- 1	AWAY	0- 4	1- 4					
0- 0		0- 0	0- 0	NEUTRAL	0- 0	0- 0					
RPI 1-25		RPI 26-50		RPI 51-100		RPI 101+ Team's RPI: 221					
RPI S	Opponent	Score	RPI S	Opponent	Score	RPI S	Opponent	Score	RPI S	Opponent	Score
			42 A	Indiana St.	52 78	59 A	Miami (Fla.)	61 73	101 A	UNI	68 82
			42 H	Indiana St.	59 70	88 A	Missouri St.	45 66	101 H	UNI	64 67
						88 A	Missouri St.	64 69	151 H	Illinois	64 80
						88 H	Missouri St.	70 63	157 H	Valparaiso	79 71
						89 A	Western Ill.	54 57	162 N	Duquesne	60 70
						97 A	Evansville	57 71	176 A	Illinois St.	51 66
						97 H	Evansville	49 51	176 H	Illinois St.	71 63
						99 A	Drake	57 65	181 A	Wichita St.	59 61
						99 H	Drake	62 68	181 H	Wichita St.	85 79
									192 H	Ill. -Chicago	78 73
									193 A	Southern Ill.	64 66
									193 H	Southern Ill.	52 43
									237 A	Creighton	80 63
									237 H	Creighton	68 79
									253 H	St. Mary's (Cal.)	55 60
									280 H	St. Louis	77 65
									306 A	Loyola (Ill.)	61 50
LAST 10 Division I GAMES:											
			88 A	Missouri St.	64 69	101 H	UNI	64 67			
			99 A	Drake	57 65	176 A	Illinois St.	51 66			
			237 A	Creighton	80 63	42 A	Indiana St.	52 78			
			88 H	Missouri St.	70 63	97 H	Evansville	49 51			
			181 H	Wichita St.	85 79	193 H	Southern Ill.	52 43			

Non-Div I Games:

Bradley

Loss, 
Non-Conf, S Site, 
H Home
A Away 
N Neutral

Average RPI Win:	134	WON-LOST	WINNING	LAST 10	STRENGTH OF	OPP. STRENGTH	TEAM	ADJ.	CONF.	ADJ CONF.
Average RPI Loss:	24	RECORD	PCT. RANK	GAMES	SCHEDULE	OF SCHEDULE	RPI	RPI	RPI	RPI

DIV. I ONLY	25- 5	16	6- 4	82	43	21	21	6	6
DIV. I NON-CONF.	10- 1	11	1- 1	154	80	33	34	7	7

TOTALS	RPI 1-25	RPI 26-50	W-L RECORDS	RPI 51-100	RPI 100+
25- 5	2- 4	5- 1	OVERALL	4- 1	15- 0
10- 3	0- 2	2- 0	HOME	1- 1	7- 0
13- 1	2- 0	2- 1	AWAY	2- 0	7- 0
3- 2	0- 2	1- 0	NEUTRAL	1- 0	1- 0
10- 1	1- 2	1- 0	NON-CONFERENCE	1- 0	8- 0
4- 1	0- 1	0- 0	HOME	0- 0	4- 0
6- 0	1- 0	1- 0	AWAY	0- 0	4- 0
1- 1	0- 1	0- 0	NEUTRAL	1- 0	0- 0
15- 4	1- 2	4- 1	CONFERENCE	3- 1	7- 0
6- 2	0- 1	2- 0	HOME	1- 1	3- 0
7- 1	1- 0	1- 1	AWAY	2- 0	3- 0
2- 1	0- 1	1- 0	NEUTRAL	0- 0	1- 0

RPI S	RPI 1-25	Team's RPI: 21
Opponent	Score	
5 N Oklahoma	70 <span style="background-color: red;">86</span>	
11 H North Carolina St.	65 <span style="background-color: red;">67</span>	
17 A Utah	61 60	
17 H Utah	52 <span style="background-color: red;">70</span>	
17 N Utah	60 <span style="background-color: red;">84</span>	
22 A UCLA	71 67	

RPI S	RPI 26-50
Opponent	Score
28 A TCU	67 64
28 H TCU	73 56
28 N TCU	63 53
33 A New Mexico	49 <span style="background-color: red;">74</span>
33 H New Mexico	60 55
40 A Stony Brook	77 54

RPI S	RPI 51-100
Opponent	Score
55 N Iowa	67 62
56 A UNLV	55 51
56 H UNLV	77 58
61 A Wyoming	60 44
61 H Wyoming	56 <span style="background-color: red;">57</span>

RPI S	RPI 101+
Opponent	Score
104 H Northern Ariz.	82 48
132 A Air Force	67 44
132 H Air Force	64 43
149 H UC Santa Barb.	72 39
180 A UC Riverside	67 53
183 A Weber St.	63 47
185 A Colorado St.	69 67
185 H Colorado St.	70 54
185 N Colorado St.	65 45
196 A Seton Hall	54 50
268 A San Diego St.	67 49
268 H San Diego St.	64 39
279 A Cal St. Northridge	76 59
301 H Utah Valley St.	61 54
321 H Portland	64 55

## LAST 10 Division I GAMES:

5 N Oklahoma	70 <span style="background-color: red;">86</span>	33 A New Mexico	49 <span style="background-color: red;">74</span>
55 N Iowa	67 62	185 A Colorado St.	69 67
17 N Utah	60 <span style="background-color: red;">84</span>	28 H TCU	73 56
28 N TCU	63 53	268 A San Diego St.	67 49
185 N Colorado St.	65 45	61 H Wyoming	56 <span style="background-color: red;">57</span>

Non-Div I Games:

Brigham Young

■ Loss, ■ Non-Conf, S Site, ■ Home ■ Away N Neutral

Average RPI Win: 233  
Average RPI Loss: 127

WON-LOST  
RECORD

WINNING  
PCT. RANK

LAST 10  
GAMES

STRENGTH OF  
SCHEDULE

OPP. STRENGTH  
OF SCHEDULE

TEAM  
RPI

ADJ.  
RPI

CONF.  
RPI

ADJ CONF.  
RPI

DIV. I ONLY

18- 10

82

8- 2

247

232

129

133

26

25

DIV. I NON-CONF.

6- 7

159

0- 0

195

146

189

189

26

25

TOTALS

RPI 1-25

RPI 26-50

W-L RECORDS

RPI 51-100

RPI 100+

18- 10

0- 0

1- 0

OVERALL

1- 5

16- 5

11- 2

0- 0

1- 0

HOME

1- 1

9- 1

6- 5

0- 0

0- 0

AWAY

0- 2

6- 3

1- 3

0- 0

0- 0

NEUTRAL

0- 2

1- 1

6- 7

0- 0

1- 0

NON-CONFERENCE

0- 3

5- 4

4- 2

0- 0

1- 0

HOME

0- 1

3- 1

1- 3

0- 0

0- 0

AWAY

0- 1

1- 2

1- 2

0- 0

0- 0

NEUTRAL

0- 1

1- 1

12- 3

0- 0

0- 0

CONFERENCE

1- 2

11- 1

7- 0

0- 0

0- 0

HOME

1- 0

6- 0

5- 2

0- 0

0- 0

AWAY

0- 1

5- 1

0- 1

0- 0

0- 0

NEUTRAL

0- 1

0- 0

RPI 1-25

RPI 26-50

RPI 51-100

RPI 101+

Team's RPI: 133

RPI S Opponent Score

RPI S Opponent Score

RPI S Opponent Score

RPI S Opponent Score

40 H Stony Brook 71 62

70 A Marist 46 67

103 A Princeton 55 72

75 A Dartmouth 51 73

103 H Princeton 49 47

75 H Dartmouth 59 54

123 H South Dakota St. 72 64

75 N Dartmouth 62 73

128 H George Mason 59 64

76 H Boston U. 59 73

172 N Massachusetts 60 70

82 N Mississippi 47 56

209 A Harvard 64 62

209 H Harvard 66 61

210 A Rhode Island 71 75

219 H Maine 55 46

242 A Fairfield 72 62

254 N Alabama St. 67 55

269 A Cornell 71 68

269 H Cornell 65 52

278 A Lehigh 69 77

298 H Hampton 86 71

304 A Penn 70 62

304 H Penn 65 47

317 A Yale 51 47

317 H Yale 67 52

319 A Columbia 62 39

319 H Columbia 69 48

LAST 10 Division I GAMES:

75 N Dartmouth 62 73

75 H Dartmouth 59 54

304 A Penn 70 62

209 H Harvard 66 61

103 A Princeton 55 72

319 A Columbia 62 39

269 H Cornell 65 52

269 A Cornell 71 68

319 H Columbia 69 48

103 H Princeton 49 47

B  
r  
o  
w  
n

B  
r  
o  
w  
n

Non-Div I Games:

Brown

Loss, Non-Conf, S Site, H Home A Away N Neutral

[illegible]

### Non-Div l Games:

Bucknel I



Average RPI Win: 269  
Average RPI Loss: 128

WON-LOST  
RECORD

WINNING  
PCT. RANK

LAST 10  
GAMES

STRENGTH OF  
SCHEDULE

OPP. STRENGTH  
OF SCHEDULE

TEAM  
RPI

ADJ.  
RPI

CONF.  
RPI

ADJ CONF.  
RPI

DIV. I ONLY	10- 18	236	3- 7	220	183	251	245	16	16
DIV. I NON-CONF.	5- 6	168	0- 0	246	186	214	210	16	16

TOTALS	RPI 1-25	RPI 26-50	W-L RECORDS	RPI 51-100	RPI 100+
10- 18	0- 0	0- 3	OVERALL	0- 4	10- 11
4- 11	0- 0	0- 1	HOME	0- 3	4- 7
6- 6	0- 0	0- 1	AWAY	0- 1	6- 4
0- 1	0- 0	0- 1	NEUTRAL	0- 0	0- 0
5- 6	0- 0	0- 1	NON-CONFERENCE	0- 1	5- 4
2- 4	0- 0	0- 0	HOME	0- 1	2- 3
3- 1	0- 0	0- 0	AWAY	0- 0	3- 1
0- 1	0- 0	0- 1	NEUTRAL	0- 0	0- 0
5- 12	0- 0	0- 2	CONFERENCE	0- 3	5- 7
2- 7	0- 0	0- 1	HOME	0- 2	2- 4
3- 5	0- 0	0- 1	AWAY	0- 1	3- 3
0- 0	0- 0	0- 0	NEUTRAL	0- 0	0- 0

RPI S Opponent Score

RPI S Opponent Score

36 A Bowling Green 51 65  
36 H Bowling Green 48 75  
48 N Tul sa 39 64

RPI S Opponent Score

72 H Eastern Mich. 41 56  
83 H Auburn 41 70  
94 A Kent St. 56 73  
94 H Kent St. 59 73

RPI S Opponent Score Team's RPI: 245

113 A UTSA 73 62  
121 A Ball St. 56 70  
124 H Bucknel I 63 74  
130 H Cani si us 61 77  
134 A Oakl and 80 82  
143 A Western Mich. 42 86  
164 A Northern Ill. 72 81  
179 H Syracuse 63 64  
189 H Central Mich. 50 58  
201 H Tol edo 47 57  
201 H Tol edo 58 70  
232 H Northeastern 87 59  
263 A Ohio 84 77  
263 H Ohio 62 72  
274 H Youngstown St. 53 40  
293 A Mi ami (Ohio) 78 75  
293 H Mi ami (Ohio) 62 61  
299 A Akron 68 63  
299 H Akron 72 62  
303 A Lafayette 66 56  
322 A Ni agara 68 45

LAST 10 Division I GAMES:

201 H Tol edo 58 70	293 H Mi ami (Ohio) 62 61
94 H Kent St. 59 73	143 A Western Mich. 42 86
299 H Akron 72 62	189 H Central Mich. 50 58
263 A Ohio 84 77	121 A Ball St. 56 70
36 A Bowling Green 51 65	164 A Northern Ill. 72 81

Buffalo

Buffalo

Non-Div I Games:

Buffalo

Loss, Non-Conf, S Site, H Home A Away N Neutral

Average RPI Win: 236  
Average RPI Loss: 149

WON-LOST  
RECORD

WINNING  
PCT. RANK

LAST 10  
GAMES

STRENGTH OF  
SCHEDULE

OPP. STRENGTH  
OF SCHEDULE

TEAM  
RPI

ADJ.  
RPI

CONF.  
RPI

ADJ CONF.  
RPI

DIV. I ONLY	15- 14	156	5- 5	243	239	191	194	23	23
DIV. I NON-CONF.	5- 6	168	0- 0	164	231	181	186	20	20

TOTALS	RPI 1-25	RPI 26-50	W-L RECORDS	RPI 51-100	RPI 100+
15- 14	0- 1	0- 1	OVERALL	2- 4	13- 8
7- 5	0- 0	0- 0	HOME	1- 2	6- 3
7- 8	0- 1	0- 0	AWAY	1- 2	6- 5
1- 1	0- 0	0- 1	NEUTRAL	0- 0	1- 0
5- 6	0- 1	0- 1	NON-CONFERENCE	1- 0	4- 4
2- 1	0- 0	0- 0	HOME	1- 0	1- 1
2- 4	0- 1	0- 0	AWAY	0- 0	2- 3
1- 1	0- 0	0- 1	NEUTRAL	0- 0	1- 0
10- 8	0- 0	0- 0	CONFERENCE	1- 4	9- 4
5- 4	0- 0	0- 0	HOME	0- 2	5- 2
5- 4	0- 0	0- 0	AWAY	1- 2	4- 2
0- 0	0- 0	0- 0	NEUTRAL	0- 0	0- 0

RPI S	Opponent	Score
24 A	Purdue	59 85

RPI S	Opponent	Score
42 N	Indiana St.	72 85

RPI S	Opponent	Score
79 A	Wis. -Milwaukee	80 79
79 A	Wis. -Milwaukee	57 58
79 H	Wis. -Milwaukee	62 74
97 H	Evansville	83 78
100 A	Wis. -Green Bay	51 56
100 H	Wis. -Green Bay	67 79

RPI S	Opponent	Score
121 H	Ball St.	66 74
148 A	IUPUI	54 62
174 H	UMBC	72 66
192 A	Ill. -Chicago	66 85
192 H	Ill. -Chicago	64 83
195 A	Detroit	71 65
195 H	Detroit	69 71
195 H	Detroit	58 45
227 A	Wright St.	78 56
227 H	Wright St.	71 67
252 N	UCF	69 57
253 A	St. Mary's (Cal.)	59 69
257 A	Eastern Ill.	80 78
274 A	Youngstown St.	63 71
274 H	Youngstown St.	78 55
293 A	Miami (Ohio)	72 88
300 A	IPFW	70 60
306 A	Loyola (Ill.)	82 69
306 H	Loyola (Ill.)	85 72
323 A	Cleveland St.	71 68
323 H	Cleveland St.	75 62

#### LAST 10 Division I GAMES:

79 A	Wis. -Milwaukee	57 58	306 A	Loyola (Ill.)	82 69
195 H	Detroit	58 45	79 H	Wis. -Milwaukee	62 74
100 H	Wis. -Green Bay	67 79	195 A	Detroit	71 65
323 H	Cleveland St.	75 62	323 A	Cleveland St.	71 68
192 A	Ill. -Chicago	66 85	274 A	Youngstown St.	63 71

Butler

Butler

Non-Div I Games:

Butler

Loss, Non-Conf, S Site, H Home A Away N Neutral

Average RPI Win: 259

Average RPI Loss: 198

WON-LOST  
RECORDWINNING  
PCT. RANKLAST 10  
GAMESSTRENGTH OF  
SCHEDULEOPP. STRENGTH  
OF SCHEDULETEAM  
RPIADJ.  
RPICONF.  
RPIADJ CONF.  
RPI

DIV. I ONLY

12- 14

193

3- 7

304

293

254

256

28

28

DIV. I NON-CONF.

4- 6

206

0- 1

221

324

243

243

25

26

TOTALS

RPI 1-25

RPI 26-50

W-L RECORDS

RPI 51-100

RPI 100+

12- 14

0- 0

0- 1

OVERALL

0- 0

12- 13

5- 6

0- 0

0- 0

HOME

0- 0

5- 6

6- 6

0- 0

0- 0

AWAY

0- 0

6- 6

1- 2

0- 0

0- 1

NEUTRAL

0- 0

1- 1

4- 6

0- 0

0- 1

NON-CONFERENCE

0- 0

4- 5

2- 2

0- 0

0- 0

HOME

0- 0

2- 2

2- 3

0- 0

0- 0

AWAY

0- 0

2- 3

0- 1

0- 0

0- 1

NEUTRAL

0- 0

0- 0

8- 8

0- 0

0- 0

CONFERENCE

0- 0

8- 8

3- 4

0- 0

0- 0

HOME

0- 0

3- 4

4- 3

0- 0

0- 0

AWAY

0- 0

4- 3

1- 1

0- 0

0- 0

NEUTRAL

0- 0

1- 1

RPI 1-25

RPI 26-50

RPI 51-100

RPI 101+

Team's RPI: 256

RPI S Opponent Score

RPI S Opponent Score

RPI S Opponent Score

RPI S Opponent Score

50 N James Madison 63 74

135 A Long Beach St. 58 78

135 H Long Beach St. 59 74

141 A Loyola Marymount 57 63

149 A UC Santa Barb. 82 71

149 H UC Santa Barb. 71 80

180 A UC Riverside 87 53

180 H UC Riverside 47 48

180 N UC Riverside 63 73

205 H New Mexico St. 63 65

226 A Long Island 72 68

234 A UC Davis 63 70

234 H UC Davis 59 73

235 H Portland St. 92 84

251 A Mercer 74 66

265 A San Francisco 67 71

273 A UC Irvine 99 72

273 H UC Irvine 69 83

275 A Cal St. Fullerton 67 76

275 H Cal St. Fullerton 81 74

279 A Cal St. Northridge 83 53

279 H Cal St. Northridge 80 67

318 A Pacific 53 87

318 H Pacific 83 45

318 N Pacific 94 67

321 H Portland 81 68

LAST 10 Division I GAMES:

180 N UC Riverside 63 73

318 N Pacific 94 67

318 H Pacific 83 45

279 H Cal St. Northridge 80 67

275 A Cal St. Fullerton 67 76

273 H UC Irvine 69 83

135 H Long Beach St. 59 74

180 H UC Riverside 47 48

234 A UC Davis 63 70

149 H UC Santa Barb. 71 80

Cal Poly

Cal Poly

Non-Div I Games: Cal St. L.A. 86 78

Cal Poly

Loss, Non-Conf, S Site, H Home A Away N Neutral

Average RPI Win: 242				WON-LOST RECORD		WINNING PCT. RANK		LAST 10 GAMES		STRENGTH OF SCHEDULE		OPP. STRENGTH OF SCHEDULE		TEAM RPI		ADJ. RPI		CONF. RPI		ADJ CONF. RPI		
DIV. I ONLY				11- 17		217		5- 5		292		287		274		275		28		28		
DIV. I NON-CONF.				4- 9		255		1- 1		226		313		263		263		25		26		
TOTALS				RPI 1-25		RPI 26-50		W-L RECORDS		RPI 51-100		RPI 100+										
11- 17				0- 0		0- 1		OVERALL		0- 1		11- 15										
9- 3				0- 0		0- 0		HOME		0- 0		9- 3										
2- 12				0- 0		0- 1		AWAY		0- 1		2- 10										
0- 2				0- 0		0- 0		NEUTRAL		0- 0		0- 2										
4- 9				0- 0		0- 1		NON-CONFERENCE		0- 1		4- 7										
3- 2				0- 0		0- 0		HOME		0- 0		3- 2										
1- 6				0- 0		0- 1		AWAY		0- 1		1- 4										
0- 1				0- 0		0- 0		NEUTRAL		0- 0		0- 1										
7- 8				0- 0		0- 0		CONFERENCE		0- 0		7- 8										
6- 1				0- 0		0- 0		HOME		0- 0		6- 1										
1- 6				0- 0		0- 0		AWAY		0- 0		1- 6										
0- 1				0- 0		0- 0		NEUTRAL		0- 0		0- 1										
RPI 1-25				RPI 26-50		RPI 51-100		RPI 101+		Team's RPI : 275												
RPI S	Opponent			Score		RPI S	Opponent			Score		RPI S	Opponent			Score						
46	A	Southern Cal i forni a			54 94		86	A	Fresno St.			50 68		104	A	Northern Ari z.			61 66			
														122	N	Army			79 80			
														135	A	Long Beach St.			59 64			
														135	H	Long Beach St.			62 61			
														149	A	UC Santa Barb.			54 68			
														149	H	UC Santa Barb.			78 79			
														180	A	UC Ri versi de			59 55			
														180	H	UC Ri versi de			68 62			
														197	H	Nevada			53 49			
														200	A	Col orado			71 10			
														234	A	UC Davi s			71 66			
														234	H	UC Davi s			71 75			
														249	A	Northern Col o.			64 88			
														256	A	Cal Poly			74 81			
														256	H	Cal Poly			76 67			
														265	A	San Franci sco			63 70			
														273	A	UC Ir vine			66 73			
														273	H	UC Ir vine			75 67			
														279	A	Cal St. Northri dge			69 78			
														279	H	Cal St. Northri dge			87 61			
														279	N	Cal St. Northridge			70 74			
														285	H	San Di ego			46 64			
														301	H	Utah Valley St.			84 63			
														311	H	Montana St.			85 84			
														318	A	Paci fi c			74 84			
														318	H	Paci fi c			72 64			
LAST 10 Div si on I GAMES:																						
279	N	Cal St. Northridge			70 74		318	A	Paci fi c			74 84		318	A	Paci fi c			74 84			
234	A	UC Davi s			71 66		180	A	UC Ri versi de			59 55		318	H	Paci fi c			72 64			
256	H	Cal Poly			76 67		135	H	Long Beach St.			62 61										
149	H	UC Santa Barb.			78 79		273	H	UC Ir vine			75 67										
279	A	Cal St. Northridge			69 78		234	H	UC Davi s			71 75										

Calst. Fullerton

C a l s t . F u l l e r t o n

### Non-Div I Games:

Cal St. Fullerton

Loss, Non-Conf, S Site, H Home A Away N Neutral

Average RPI Win: 241		WON-LOST RECORD		WINNING PCT. RANK		LAST 10 GAMES		STRENGTH OF SCHEDULE		OPP. STRENGTH OF SCHEDULE		TEAM RPI		ADJ. RPI		CONF. RPI		ADJ CONF. RPI	
Average RPI Loss: 181																			
DIV. I ONLY		10- 20		247		5- 5		255		270		277		279		28		28	
DIV. I NON-CONF.		3- 10		280		0- 0		153		217		258		259		25		26	
TOTALS		RPI 1-25		RPI 26-50		W-L RECORDS		RPI 51-100				RPI 100+							
10- 20		0- 1		0- 2		OVERALL		1- 0				9- 17							
5- 7		0- 1		0- 0		HOME		0- 0				5- 6							
2- 10		0- 0		0- 1		AWAY		0- 0				2- 9							
3- 3		0- 0		0- 1		NEUTRAL		1- 0				2- 2							
3- 10		0- 1		0- 2		NON-CONFERENCE		1- 0				2- 7							
2- 3		0- 1		0- 0		HOME		0- 0				2- 2							
0- 5		0- 0		0- 1		AWAY		0- 0				0- 4							
1- 2		0- 0		0- 1		NEUTRAL		1- 0				0- 1							
7- 10		0- 0		0- 0		CONFERENCE		0- 0				7- 10							
3- 4		0- 0		0- 0		HOME		0- 0				3- 4							
2- 5		0- 0		0- 0		AWAY		0- 0				2- 5							
2- 1		0- 0		0- 0		NEUTRAL		0- 0				2- 1							
RPI 1-25				RPI 26-50				RPI 51-100				RPI 101+		Team's RPI : 279					
RPI S	Opponent	Score		RPI S	Opponent	Score		RPI S	Opponent	Score		RPI S	Opponent	Score					
21 H	Brigham Young	59 76		31 N	Texas A&M	52 76		72 N	Eastern Mi ch.	69 59		135 A	Long Beach St.	77 62					
				46 A	Southern Cal i forni a	69 97						135 H	Long Beach St.	62 102					
												149 A	UC Santa Barb.	63 85					
												149 H	UC Santa Barb.	51 54					
												149 N	UC Santa Barb.	61 66					
												150 A	Santa Clara	77 96					
												180 A	UC Ri versi de	76 70					
												180 H	UC Ri versi de	58 65					
												182 H	San Jose St.	62 76					
												191 A	Washington St.	55 68					
												191 N	Washington St.	64 65					
												202 A	Eastern Wash.	61 69					
												234 A	UC Davi s	68 79					
												234 H	UC Davi s	55 66					
												256 A	Cal Poly	67 80					
												256 H	Cal Poly	53 83					
												273 A	UC Irvi ne	55 59					
												273 H	UC Irvi ne	57 47					
												273 N	UC Irvi ne	66 64					
												275 A	Cal St. Fullerton	61 87					
												275 H	Cal St. Fullerton	78 69					
												275 N	Cal St. Fullerton	74 70					
												291 H	Southeastern La.	73 52					
												318 A	Paci fi c	56 58					
												318 H	Paci fi c	80 59					
												321 H	Portl and	86 79					
LAST 10 Div sion I GAMES:																			
149 N		UC Santa Barb.		61 66		318 H		Paci fi c		80 59		135 A		Long Beach St.		77 62			
275 N		Cal St. Fullerton		74 70		135 A		Long Beach St.		77 62		275 H		Cal St. Fullerton		78 69			
273 N		UC Irvi ne		66 64		180 H		UC Ri versi de		58 65		273 A		UC Irvi ne		55 59			
149 A		UC Santa Barb.		63 85															
256 A		Cal Poly		67 80															

Non-Div I Games:

Cal St. Northridge

Loss, 
Non-Conf, S Site, 
H Home
A Away 
N Neutral

Average RPI Win:	145	WON-LOST	WINNING	LAST 10	STRENGTH OF	OPP. STRENGTH	TEAM	ADJ.	CONF.	ADJ CONF.
Average RPI Loss:	53	RECORD	PCT. RANK	GAMES	SCHEDULE	OF SCHEDULE	RPI	RPI	RPI	RPI

DIV. I ONLY	18- 11	93	4- 6	52	61	66	64	5	5
DIV. I NON-CONF.	8- 2	43	0- 1	86	208	47	49	3	4

TOTALS	RPI 1-25	RPI 26-50	W-L RECORDS	RPI 51-100	RPI 100+
18- 11	2- 6	3- 3	OVERALL	1- 0	12- 3
12- 3	2- 1	2- 0	HOME	1- 0	7- 2
5- 6	0- 3	1- 2	AWAY	0- 0	4- 1
1- 3	0- 2	0- 1	NEUTRAL	0- 0	1- 0
8- 2	0- 1	0- 2	NON-CONFERENCE	1- 0	7- 0
6- 0	0- 0	0- 0	HOME	1- 0	5- 0
1- 1	0- 0	0- 1	AWAY	0- 0	1- 0
1- 2	0- 1	0- 1	NEUTRAL	0- 0	1- 0
10- 9	2- 5	3- 1	CONFERENCE	0- 0	5- 3
6- 3	2- 1	2- 0	HOME	0- 0	2- 2
4- 5	0- 3	1- 1	AWAY	0- 0	3- 1
0- 1	0- 1	0- 0	NEUTRAL	0- 0	0- 0

RPI S Opponent	RPI 1-25	Score	RPI S Opponent	RPI 26-50	Score	RPI S Opponent	RPI 51-100	Team's RPI : 64	Score	RPI S Opponent	RPI 101+	Score
10 N Baylor		58 75	33 A New Mexico		46 55	56 H UNLV			58 50	108 A Oregon St.		71 50
13 A Arizona St.		43 62	37 N St. John's (N. Y. )		68 78					108 H Oregon St.		55 63
13 H Arizona St.		66 64	46 A Southern		72 67					142 A Oregon		41 70
19 A Stanford		75 87		Cal i f o r n i a						142 H Oregon		49 39
19 H Stanford		46 55	46 H Southern		73 68					166 A Ari zona		73 56
22 A UCLA		87 90		Cal i f o r n i a						166 H Ari zona		76 80
22 H UCLA		65 58	47 A Washi ngton		55 62					169 H Radford		73 50
22 N UCLA		63 80	47 H Washi ngton		81 58					182 A San Jose St.		78 57
LAST 10 Div sion I GAMES:												
37 N St. John's (N. Y. )		68 78	166 A Ari zona		73 56					184 N Marshall		62 53
22 N UCLA		63 80	19 H Stanford		46 55					191 A Washi ngton St.		53 47
47 H Washi ngton		81 58	142 H Oregon		49 39					191 H Washi ngton St.		61 51
191 H Washi ngton St.		61 51	108 H Oregon St.		55 63					202 H Eastern Wash.		64 45
13 A Ari zona St.		43 62	22 A UCLA		87 90					234 H UC Davis		67 58
										283 H South Carolina St.		94 48
										319 H Col umbi a		71 36

Non-Di v I Games:

Cal i f o r n i a

Loss, Non-Conf, S Site, H Home A Away N Neutral

Cal i f o r n i a

Cal i f o r n i a

C  
a  
m  
p  
b  
e  
l  
l

### Non-Div l Games:

Page 39

Average RPI Win: 242				WON-LOST RECORD		WINNING PCT. RANK		LAST 10 GAMES		STRENGTH OF SCHEDULE		OPP. STRENGTH OF SCHEDULE		TEAM RPI		ADJ. RPI		CONF. RPI		ADJ CONF. RPI			
DIV. I ONLY				18- 11		93		8- 2		219		211		127		130		19		19			
DIV. I NON-CONF.				3- 6		235		0- 0		160		110		220		222		19		19			
TOTALS				RPI 1-25		RPI 26-50		W-L RECORDS		RPI 51-100		RPI 100+											
18- 11				0- 1		0- 0		OVERALL		0- 4		18- 6											
8- 5				0- 0		0- 0		HOME		0- 2		8- 3											
9- 5				0- 1		0- 0		AWAY		0- 2		9- 2											
1- 1				0- 0		0- 0		NEUTRAL		0- 0		1- 1											
3- 6				0- 1		0- 0		NON-CONFERENCE		0- 2		3- 3											
1- 3				0- 0		0- 0		HOME		0- 1		1- 2											
2- 3				0- 1		0- 0		AWAY		0- 1		2- 1											
0- 0				0- 0		0- 0		NEUTRAL		0- 0		0- 0											
15- 5				0- 0		0- 0		CONFERENCE		0- 2		15- 3											
7- 2				0- 0		0- 0		HOME		0- 1		7- 1											
7- 2				0- 0		0- 0		AWAY		0- 1		7- 1											
1- 1				0- 0		0- 0		NEUTRAL		0- 0		1- 1											
RPI 1-25				RPI 26-50		RPI 51-100		RPI 101+		Team's RPI: 130													
RPI	S	Opponent	Score		RPI	S	Opponent	Score		RPI	S	Opponent	Score										
7	A	Ohio St.	58 90										112	A	Binghamton	86 93							
												114	A	Iona	76 59								
												114	H	Iona	65 77								
												115	A	Loyol a (Md.)	53 71								
												115	H	Loyol a (Md.)	87 81								
												115	N	Loyol a (Md.)	66 76								
												179	H	Syracuse	73 91								
												216	A	Manhattan	51 47								
												216	H	Manhattan	52 50								
												218	A	St. Peter's	65 57								
												218	H	St. Peter's	72 65								
												231	A	Si ena	60 58								
												231	H	Si ena	80 52								
												232	H	Northeastern	77 80								
												242	A	Fai rfi el d	76 62								
												242	H	Fai rfi el d	85 73								
												242	N	Fai rfi el d	60 55								
												245	A	Buffal o	77 61								
												269	H	Cornel l	84 54								
												284	A	St. Bonaventure	77 67								
												315	A	Ri der	76 66								
												315	H	Ri der	84 65								
												322	A	Ni agara	76 65								
												322	H	Ni agara	71 54								

### Non-Div l Games:

Cani si us

Loss, Non-Conf, S Site, H Home A Away N Neutral



Average RPI Win:	259	WON-LOST	WINNING	LAST 10	STRENGTH OF	OPP. STRENGTH	TEAM	ADJ.	CONF.	ADJ CONF.
Average RPI Loss:	174	RECORD	PCT. RANK	GAMES	SCHEDULE	OF SCHEDULE	RPI	RPI	RPI	RPI

DIV. I ONLY	3- 24	322	1- 9	201	249	313	313	17	17
DIV. I NON-CONF.	1- 10	315	0- 0	194	298	315	315	17	17

TOTALS	RPI 1-25	RPI 26-50	W-L RECORDS	RPI 51-100	RPI 100+
3- 24	0- 1	0- 0	OVERALL	0- 3	3- 20
3- 11	0- 0	0- 0	HOME	0- 2	3- 9
0- 11	0- 0	0- 0	AWAY	0- 1	0- 10
0- 2	0- 1	0- 0	NEUTRAL	0- 0	0- 1
1- 10	0- 1	0- 0	NON-CONFERENCE	0- 1	1- 8
1- 5	0- 0	0- 0	HOME	0- 1	1- 4
0- 3	0- 0	0- 0	AWAY	0- 0	0- 3
0- 2	0- 1	0- 0	NEUTRAL	0- 0	0- 1
2- 14	0- 0	0- 0	CONFERENCE	0- 2	2- 12
2- 6	0- 0	0- 0	HOME	0- 1	2- 5
0- 8	0- 0	0- 0	AWAY	0- 1	0- 7
0- 0	0- 0	0- 0	NEUTRAL	0- 0	0- 0

RPI S	Opponent	Score	RPI S	Opponent	Score	RPI S	Opponent	Score	RPI S	Opponent	Score
24 N	Purdue	48 <b>70</b>				69 H	Stephen F. Austin	86 <b>95</b>	126 A	Oral Roberts	43 <b>70</b>
						89 A	Western Ill.	37 <b>83</b>	126 H	Oral Roberts	50 <b>72</b>
						89 H	Western Ill.	53 <b>57</b>	134 A	Oakl and	63 <b>78</b>
									134 H	Oakl and	53 <b>78</b>
									137 A	La. -Monroe	45 <b>66</b>
									145 A	Ark. -Little Rock	48 <b>73</b>
									148 A	IUPUI	41 <b>68</b>
									148 H	IUPUI	62 <b>70</b>
									157 A	Val parai so	44 <b>91</b>
									157 H	Val parai so	47 <b>66</b>
									206 N	Morehead St.	51 <b>67</b>
									214 H	Jackson St.	61 <b>73</b>
									229 A	UMKC	66 <b>84</b>
									229 H	UMKC	52 <b>44</b>
									243 A	Mi ssi ssi ppi Val .	55 <b>73</b>
									244 H	Ga. Southern	79 <b>85</b>
									255 A	Southern Utah	61 <b>73</b>
									255 H	Southern Utah	76 <b>67</b>
									258 A	Chi cago St.	47 <b>62</b>
									258 H	Chi cago St.	51 <b>53</b>
									272 H	Northwestern St.	56 <b>78</b>
									292 H	Sam Houston St.	68 <b>63</b>
									310 H	New Orleans	70 <b>77</b>
LAST 10 Division I GAMES:											
126 A	Oral Roberts	43 <b>70</b>	89 H	Western Ill.	53 <b>57</b>						
134 H	Oakl and	53 <b>78</b>	126 H	Oral Roberts	50 <b>72</b>						
255 A	Southern Utah	61 <b>73</b>	229 H	UMKC	52 <b>44</b>						
258 A	Chi cago St.	47 <b>62</b>	148 A	IUPUI	41 <b>68</b>						
157 A	Val parai so	44 <b>91</b>	134 A	Oakl and	63 <b>78</b>						

Centenary (La.)

Centenary (La.)

Non-Div I Games:

Centenary (La.)

Loss, 
Non-Conf, S Site, 
H Home
A Away 
N Neutral

Central Conn. St.				Through Games Of Sunday, March 12, 2006							
Average RPI Win:		272	WON-LOST	WINNING	LAST 10	STRENGTH OF	OPP. STRENGTH	TEAM	ADJ.	CONF.	ADJ CONF.
Average RPI Loss:		163	RECORD	PCT. RANK	GAMES	SCHEDULE	OF SCHEDULE	RPI	RPI	RPI	RPI
DIV. I ONLY		8- 20	272	4- 6	182	291	279	276	29	29	
DIV. I NON-CONF.		2- 7	285	0- 0	45	179	198	197	29	29	
-----											
TOTALS		RPI 1-25	RPI 26-50	W-L RECORDS		RPI 51-100	RPI 100+				
8- 20		0- 1	0- 0	OVERALL		0- 5	8- 14				
5- 6		0- 0	0- 0	HOME		0- 2	5- 4				
1- 14		0- 1	0- 0	AWAY		0- 3	1- 10				
2- 0		0- 0	0- 0	NEUTRAL		0- 0	2- 0				
2- 7		0- 1	0- 0	NON-CONFERENCE		0- 3	2- 3				
0- 2		0- 0	0- 0	HOME		0- 1	0- 1				
0- 5		0- 1	0- 0	AWAY		0- 2	0- 2				
2- 0		0- 0	0- 0	NEUTRAL		0- 0	2- 0				
6- 13		0- 0	0- 0	CONFERENCE		0- 2	6- 11				
5- 4		0- 0	0- 0	HOME		0- 1	5- 3				
1- 9		0- 0	0- 0	AWAY		0- 1	1- 8				
0- 0		0- 0	0- 0	NEUTRAL		0- 0	0- 0				
-----											
RPI 1-25			RPI 26-50			RPI 51-100			RPI 101+ Team's RPI: 276		
RPI S	Opponent	Score	RPI S	Opponent	Score	RPI S	Opponent	Score	RPI S	Opponent	Score
8	A Maryl and	57 94				72	A Eastern Mi ch.	49 58	111	A Qui nni pi ac	57 68
						75	A Dartmouth	57 83	111	A Qui nni pi ac	64 68
						77	H Hofstra	48 77	111	H Qui nni pi ac	54 64
						95	A Sacred Heart	40 65	122	H Army	63 65
						95	H Sacred Heart	47 65	153	A Tul ane	60 72
									154	A Robert Morris	40 74
									166	N Ari zona	69 65
									207	A Mt. St. Mary's	60 70
									207	H Mt. St. Mary's	45 60
									225	A Monmouth	56 79
									225	H Monmouth	62 71
									226	A Long Isl and	60 67
									226	H Long Isl and	50 49
									247	N Md. -East. Shore	67 61
									266	H Fai rlei gh Dicki nson	61 55
									308	A St. Francis (Pa.)	62 58
									308	H St. Francis (Pa.)	82 66
									319	A Col umbi a	51 54
									326	A St. Francis (N. Y.)	52 61
									326	H St. Francis (N. Y.)	58 56
									331	A Wagner	53 68
									331	H Wagner	81 59
-----											
LAST 10 Div						sion I GAMES:					
111	A Qui nni pi ac	64 68	308	A St. Francis (Pa.)	62 58						
226	H Long Isl and	50 49	154	A Robert Morris	40 74						
308	H St. Francis (Pa.)	82 66	225	H Monmouth	62 71						
95	H Sacred Heart	47 65	326	H St. Francis (N. Y.)	58 56						
331	A Wagner	53 68	111	A Qui nni pi ac	57 68						

Non-Di v I Games: Al as. Anchorage 77 51

Central Conn. St.

Average RPI Win:	241	WON-LOST	WINNING	LAST 10	STRENGTH OF	OPP. STRENGTH	TEAM	ADJ.	CONF.	ADJ CONF.
Average RPI Loss:	129	RECORD	PCT. RANK	GAMES	SCHEDULE	OF SCHEDULE	RPI	RPI	RPI	RPI

DIV. I ONLY	15- 12	129	6- 4	287	161	188	189	16	16
DIV. I NON-CONF.	8- 2	43	0- 0	320	206	151	154	16	16

TOTALS	RPI 1-25	RPI 26-50	W-L RECORDS	RPI 51-100	RPI 100+
15- 12	0- 1	0- 1	OVERALL	0- 3	15- 7
7- 4	0- 0	0- 1	HOME	0- 1	7- 2
7- 8	0- 1	0- 0	AWAY	0- 2	7- 5
1- 0	0- 0	0- 0	NEUTRAL	0- 0	1- 0
8- 2	0- 1	0- 0	NON-CONFERENCE	0- 0	8- 1
3- 0	0- 0	0- 0	HOME	0- 0	3- 0
4- 2	0- 1	0- 0	AWAY	0- 0	4- 1
1- 0	0- 0	0- 0	NEUTRAL	0- 0	1- 0
7- 10	0- 0	0- 1	CONFERENCE	0- 3	7- 6
4- 4	0- 0	0- 1	HOME	0- 1	4- 2
3- 6	0- 0	0- 0	AWAY	0- 2	3- 4
0- 0	0- 0	0- 0	NEUTRAL	0- 0	0- 0

RPI 1-25			RPI 26-50			RPI 51-100			RPI 101+			Team's RPI: 189			
RPI	S	Opponent	Score	RPI	S	Opponent	Score	RPI	S	Opponent	Score	RPI	S	Opponent	Score
18	A	Michigan St.	50 75	36	H	Bowling Green	52 57	72	A	Eastern Mich.	51 59	121	A	Ball St.	47 57
								72	H	Eastern Mich.	45 58	121	H	Ball St.	59 58
								94	A	Kent St.	51 57	143	A	Western Mich.	50 58
												143	H	Western Mich.	54 64
												157	H	Valparaiso	55 49
												164	A	Northern Ill.	42 68
												164	H	Northern Ill.	57 59
												192	A	Ill. -Chicago	67 62
												201	A	Tolledo	60 48
												201	H	Tolledo	54 51
												217	N	Troy	75 63
												220	A	Michigan	79 57
												245	A	Buffalo	58 50
												252	A	UCF	48 57
												263	A	Ohio	57 74
												263	H	Ohio	64 48
												280	H	St. Louis	65 55
												293	H	Miami (Ohio)	80 67
												297	A	Jacksonville	66 54
												299	A	Akron	60 44
												300	H	IPFW	69 61
												323	A	Cleveland St.	66 44
LAST 10 Division I GAMES:															
263	A	Ohio	57 74	143	H	Western Mich.	54 64								
72	A	Eastern Mich.	51 59	299	A	Akron	60 44								
201	H	Tolledo	54 51	245	A	Buffalo	58 50								
121	H	Ball St.	59 58	263	H	Ohio	64 48								
164	A	Northern Ill.	42 68	293	H	Miami (Ohio)	80 67								

Non-Di v I Games: Wi lberforce 86 39

Central Mi ch.

Loss, 
Non-Conf, S Site, 
H Home
A Away 
N Neutral

Average RPI Win:	256	WON-LOST	WINNING	LAST 10	STRENGTH OF	OPP. STRENGTH	TEAM	ADJ.	CONF.	ADJ CONF.
Average RPI Loss:	143	RECORD	PCT. RANK	GAMES	SCHEDULE	OF SCHEDULE	RPI	RPI	RPI	RPI

DIV. I ONLY	4- 21	312	1- 8	109	160	288	287	13	14
DIV. I NON-CONF.	3- 7	260	0- 0	184	166	251	250	15	15

TOTALS	RPI 1-25	RPI 26-50	W-L RECORDS	RPI 51-100	RPI 100+
4- 21	0- 1	0- 5	OVERALL	0- 2	4- 13
3- 9	0- 0	0- 1	HOME	0- 1	3- 7
1- 11	0- 1	0- 4	AWAY	0- 1	1- 5
0- 1	0- 0	0- 0	NEUTRAL	0- 0	0- 1
3- 7	0- 1	0- 2	NON-CONFERENCE	0- 0	3- 4
3- 2	0- 0	0- 0	HOME	0- 0	3- 2
0- 4	0- 1	0- 2	AWAY	0- 0	0- 1
0- 1	0- 0	0- 0	NEUTRAL	0- 0	0- 1
1- 14	0- 0	0- 3	CONFERENCE	0- 2	1- 9
0- 7	0- 0	0- 1	HOME	0- 1	0- 5
1- 7	0- 0	0- 2	AWAY	0- 1	1- 4
0- 0	0- 0	0- 0	NEUTRAL	0- 0	0- 0

RPI S	RPI 1-25	Score	RPI S	RPI 26-50	Score	RPI S	RPI 51-100	Score	RPI S	RPI 101+	Team's RPI: 287
1	A North Carolina	38 92	38	A Vanderbilt	39 83	85	A High Point	63 87	147	A Coastal Caro.	46 65
			45	A Liberty	41 78	85	H High Point	53 82	147	H Coastal Caro.	69 76
			45	A Liberty	46 62				148	H IUPUI	48 60
			45	H Liberty	49 63				165	A UNC Asheville	60 57
			50	A James Madison	31 86				165	H UNC Asheville	58 80
									169	A Radford	52 77
									169	H Radford	53 73
									208	A Winthrop	43 72
									208	H Winthrop	50 58
									222	N McNeese St.	71 79
									248	A Bi rmi ngham-So.	47 64
									248	H Bi rmi ngham-So.	58 61
									257	H Eastern Ill.	75 64
									259	H Longwood	55 70
									267	A Col . of Charleston	56 69
									289	H Albany (N. Y.)	51 50
									314	H Wofford	68 61
LAST 10 Division I GAMES:											
45	A Liberty	46 62	248	A Bi rmi ngham-So.	47 64						
147	A Coastal Caro.	46 65	45	H Liberty	49 63						
85	A High Point	63 87	169	H Radford	53 73						
208	H Winthrop	50 58	147	H Coastal Caro.	69 76						
165	A UNC Asheville	60 57	85	H High Point	53 82						

Non-Div I Games: Agnes Scott 82 49 Covenant 71 47 Southern Wesleyan 93 70 Charleston So.

Average RPI Win: 167		WON-LOST	WINNING	LAST 10	STRENGTH OF	OPP. STRENGTH	TEAM	ADJ.	CONF.	ADJ CONF.	
Average RPI Loss: 49		RECORD	PCT. RANK	GAMES	SCHEDULE	OF SCHEDULE	RPI	RPI	RPI	RPI	
DIV. I ONLY		20- 8	51	6- 4	92	91	61	60	11	10	
DIV. I NON-CONF.		7- 4	101	1- 1	39	54	54	56	9	9	
TOTALS		RPI 1-25	RPI 26-50	W-L RECORDS	RPI 51-100	RPI 100+					
20- 8		0- 5	1- 2	OVERALL	3- 0	17- 2					
12- 2		0- 2	1- 0	HOME	2- 0	10- 0					
8- 4		0- 2	0- 2	AWAY	1- 0	7- 1					
0- 2		0- 1	0- 0	NEUTRAL	0- 0	0- 1					
7- 4		0- 5	1- 0	NON-CONFERENCE	0- 0	7- 0					
5- 2		0- 2	1- 0	HOME	0- 0	4- 0					
3- 2		0- 2	0- 0	AWAY	0- 0	3- 0					
0- 1		0- 1	0- 0	NEUTRAL	0- 0	0- 0					
13- 4		0- 0	0- 2	CONFERENCE	3- 0	10- 2					
8- 0		0- 0	0- 0	HOME	2- 0	6- 0					
5- 3		0- 0	0- 2	AWAY	1- 0	4- 1					
0- 1		0- 0	0- 0	NEUTRAL	0- 0	0- 1					
RPI 1-25		RPI 26-50		RPI 51-100		Team's RPI : 60		RPI 101+			
RPI S	Opponent	Score	RPI S	Opponent	Score	RPI S	Opponent	Score	RPI S	Opponent	Score
14	H Old Domi ni on	69 79	26	A Temple	69 77	51	A Xavi er	63 55	116	A Ri chmond	64 82
20	A Western Ky.	80 87	34	A George Washi ngton	65 69	51	H Xavi er	76 72	116	H Ri chmond	60 56
20	A Western Ky.	68 81	50	H James Madi son	70 62	65	H St. Joseph' s	81 50	138	A Dayton	86 74
22	N UCLA	71 87							140	H Davi dson	79 60
25	H Fl ori da	80 93							141	A Loyol a Marymount	82 74
									144	A UNC Wi lmi ngton	74 54
									162	A Duquesne	79 72
									162	N Duquesne	45 56
									167	A Houston	80 71
									172	H Massachusetts	71 61
									198	H Appal achi an St.	84 58
									204	H La Salle	77 57
									208	H Wi nthrop	59 57
									210	H Rhode Isl and	74 67
									212	H Murray St.	90 65
									233	A Fordham	70 64
									280	A St. Loui s	86 57
									280	H St. Loui s	65 58
									284	H St. Bonaventure	73 39
			LAST 10 Divi sion I GAMES:								
20	A Western Ky.	68 81	280	H St. Loui s	65 58						
50	H James Madi son	70 62	116	A Ri chmond	64 82						
162	N Duquesne	45 56	162	A Duquesne	79 72						
34	A George Washi ngton	65 69	284	H St. Bonaventure	73 39						
210	H Rhode Isl and	74 67	51	A Xavi er	63 55						

Non-Div I Games:

Charlotte

Loss, 
Non-Conf, S Site, 
H Home
A Away 
N Neutral









[illegible]

### Non-Div l Games:

Cl emson

Loss, Non-Conf, S Site, H Home A Away N Neutral

Average RPI Win: 267		WON-LOST RECORD		WINNING PCT. RANK		LAST 10 GAMES		STRENGTH OF SCHEDULE		OPP. STRENGTH OF SCHEDULE		TEAM RPI		ADJ. RPI		CONF. RPI		ADJ CONF. RPI	
DIV. I ONLY		3- 24		322		1- 9		279		221		325		323		23		23	
DIV. I NON-CONF.		1- 9		311		0- 0		192		162		305		304		20		20	
TOTALS		RPI 1-25		RPI 26-50		W-L RECORDS		RPI 51-100		RPI 100+									
3- 24		0- 1		0- 0		OVERALL		0- 5		3- 18									
2- 11		0- 1		0- 0		HOME		0- 2		2- 8									
1- 13		0- 0		0- 0		AWAY		0- 3		1- 10									
0- 0		0- 0		0- 0		NEUTRAL		0- 0		0- 0									
1- 9		0- 1		0- 0		NON-CONFERENCE		0- 1		1- 7									
0- 5		0- 1		0- 0		HOME		0- 0		0- 4									
1- 4		0- 0		0- 0		AWAY		0- 1		1- 3									
0- 0		0- 0		0- 0		NEUTRAL		0- 0		0- 0									
2- 15		0- 0		0- 0		CONFERENCE		0- 4		2- 11									
2- 6		0- 0		0- 0		HOME		0- 2		2- 4									
0- 9		0- 0		0- 0		AWAY		0- 2		0- 7									
0- 0		0- 0		0- 0		NEUTRAL		0- 0		0- 0									
RPI 1-25		RPI 26-50		RPI 51-100		RPI 101+		Team's RPI: 323											
RPI S	Opponent	Score		RPI S	Opponent	Score		RPI S	Opponent	Score		RPI S	Opponent	Score					
4	H Connecticut	51 85						79	A Wis. -Milwaukee	46 61		129	A Wisconsin	59 84					
								79	H Wis. -Milwaukee	53 68		138	A Dayton	59 67					
								92	A West Virginia	39 82		143	H Western Mich.	77 92					
								100	A Wis. -Green Bay	52 76		154	H Robert Morris	54 65					
								100	H Wis. -Green Bay	51 66		189	H Central Mich.	44 66					
												192	A Ill. -Chicago	66 68					
												192	H Ill. -Chicago	52 76					
												194	A Butler	62 75					
												194	H Butler	68 71					
												195	A Detroit	46 78					
												195	H Detroit	76 67					
												227	A Wright St.	51 59					
												227	H Wright St.	52 65					
												263	H Ohio	64 76					
												274	A Youngstown St.	56 68					
												274	H Youngstown St.	54 72					
												284	A St. Bonaventure	49 58					
												299	A Akron	62 59					
												306	A Loyola (Ill.)	65 73					
												306	A Loyola (Ill.)	82 85					
												306	H Loyola (Ill.)	71 62					
LAST 10 Division I GAMES:																			
306	A	Loyola (Ill.)	82	85	195	A	Detroit	46	78										
194	A	Butler	62	75	192	H	Ill. -Chicago	52	76										
227	A	Wright St.	51	59	194	H	Butler	68	71										
306	H	Loyola (Ill.)	71	62	227	H	Wright St.	52	65										
274	H	Youngstown St.	54	72	79	A	Wis. -Milwaukee	46	61										

## Non-Div | Games: Hillebrand

77 54

Cleveland and St.

Average RPI Win: 242				WON-LOST RECORD		WINNING PCT. RANK		LAST 10 GAMES		STRENGTH OF SCHEDULE		OPP. STRENGTH OF SCHEDULE		TEAM RPI		ADJ. RPI		CONF. RPI		ADJ. CONF. RPI	
Average RPI Loss: 111																					
DIV. I ONLY				14- 10		121		6- 4		202		199		148		147		13		14	
DIV. I NON-CONF.				6- 2		62		0- 0		281		299		130		130		15		15	

TOTALS	RPI 1-25	RPI 26-50	W-L RECORDS	RPI 51-100	RPI 100+
14- 10	0- 1	0- 2	OVERALL	1- 2	13- 5
7- 4	0- 0	0- 1	HOME	0- 1	7- 2
6- 5	0- 1	0- 1	AWAY	1- 0	5- 3
1- 1	0- 0	0- 0	NEUTRAL	0- 1	1- 0
6- 2	0- 1	0- 0	NON-CONFERENCE	0- 0	6- 1
3- 0	0- 0	0- 0	HOME	0- 0	3- 0
2- 2	0- 1	0- 0	AWAY	0- 0	2- 1
1- 0	0- 0	0- 0	NEUTRAL	0- 0	1- 0
8- 8	0- 0	0- 2	CONFERENCE	1- 2	7- 4
4- 4	0- 0	0- 1	HOME	0- 1	4- 2
4- 3	0- 0	0- 1	AWAY	1- 0	3- 2
0- 1	0- 0	0- 0	NEUTRAL	0- 1	0- 0

RPI 1-25				RPI 26-50				RPI 51-100				RPI 101+				Team's RPI: 147	
RPI	S	Opponent	Score	RPI	S	Opponent	Score	RPI	S	Opponent	Score	RPI	S	Opponent	Score		
1	A	North Carolina	41 98	45	A	Liberty	61 70	85	A	High Point	62 51	136	H	UNC Greensboro	68 54		
				45	H	Liberty	51 58	85	H	High Point	60 69	144	A	UNC Wilmington	51 75		
								85	N	High Point	61 65	165	A	UNC Asheville	57 64		
												165	H	UNC Asheville	65 68		
												169	A	Radford	46 66		
												169	H	Radford	73 61		
												208	A	Winthrop	63 51		
												208	H	Winthrop	44 54		
												248	A	Birmingham-Southern	63 59		
												248	H	Birmingham-Southern	70 57		
												248	H	Birmingham-Southern	50 35		
												260	A	Campbell	57 42		
												267	N	College of Charleston	58 51		
												281	H	Furman	71 67		
												287	A	Charleston Southern	76 69		
												287	H	Charleston Southern	65 46		
												332	A	Savannah State	46 42		
												332	H	Savannah State	78 42		
				LAST 10 Division I GAMES:													
				85	N	High Point	61 65	248	A	Birmingham-Southern	63 59						
				248	H	Birmingham-Southern	50 35	165	A	UNC Asheville	57 64						
				287	H	Charleston Southern	65 46	169	H	Radford	73 61						
				208	H	Winthrop	44 54	45	H	Liberty	51 58						
				85	A	High Point	62 51	208	A	Winthrop	63 51						

Non-Di v I Games:	Coker	92	44	Converse	80	50	Morri s	94	44	Southern Va.	88	45	Coastal Caro.
-------------------	-------	----	----	----------	----	----	---------	----	----	--------------	----	----	---------------

Loss, Non-Conf, S Site, H Home A Away N Neutral

CONFERENCE				THROUGH GAMES OF SUNDAY, MARCH 12, 2000						
Average RPI Win:	262	WON-LOST RECORD	WINNING PCT. RANK	LAST 10 GAMES	STRENGTH OF SCHEDULE	OPP. STRENGTH OF SCHEDULE	TEAM RPI	ADJ. RPI	CONF. RPI	ADJ CONF. RPI
Average RPI Loss:	164									
DIV. I ONLY	10- 17	233	2- 8	274	234	268	267	21	21	
DIV. I NON-CONF.	3- 5	216	1- 0	215	184	235	234	18	18	
<hr/>										
TOTALS	RPI 1-25		RPI 26-50	W-L RECORDS		RPI 51-100		RPI 100+		
10- 17	0- 1		0- 2	OVERALL		0- 1		10- 13		
7- 5	0- 0		0- 1	HOME		0- 0		7- 4		
3- 10	0- 1		0- 1	AWAY		0- 1		3- 7		
0- 2	0- 0		0- 0	NEUTRAL		0- 0		0- 2		
3- 5	0- 1		0- 0	NON-CONFERENCE		0- 1		3- 3		
2- 1	0- 0		0- 0	HOME		0- 0		2- 1		
1- 3	0- 1		0- 0	AWAY		0- 1		1- 1		
0- 1	0- 0		0- 0	NEUTRAL		0- 0		0- 1		
7- 12	0- 0		0- 2	CONFERENCE		0- 0		7- 10		
5- 4	0- 0		0- 1	HOME		0- 0		5- 3		
2- 7	0- 0		0- 1	AWAY		0- 0		2- 6		
0- 1	0- 0		0- 0	NEUTRAL		0- 0		0- 1		
<hr/>										
RPI 1-25		RPI 26-50			RPI 51-100			Team's RPI: 267		
RPI S	Opponent	Score	RPI S	Opponent	Score	RPI S	Opponent	Score		
1	A North Carol i na	48 101	35	A Chattanooga	41 89	87	A Georgi a Tech	50 66	136	A UNC Greensboro 70 67
			35	H Chattanooga	63 68				136	H UNC Greensboro 58 59
									140	A Davi dson 57 71
									140	H Davi dson 67 71
									147	N Coastal Caro. 51 58
									161	H East Tenn. St. 55 59
									198	A Appal achi an St. 62 76
									198	H Appal achi an St. 65 57
									206	A Morehead St. 50 66
									230	A El on 44 65
									230	H El on 39 50
									239	A Western Caro. 65 98
									239	H Western Caro. 69 59
									244	A Ga. Southern 61 65
									244	H Ga. Southern 79 66
									271	H Stetson 54 47
									281	A Furman 55 64
									281	H Furman 52 50
									281	N Furman 63 66
									287	H Charleston So. 69 56
									314	A Wofford 59 45
									314	H Wofford 59 50
									332	A Savannah St. 75 53
<hr/>										
LAST 10 Division I GAMES:										
281 N Furman 63 66					136 H UNC Greensboro 58 59					
244 A Ga. Southern 61 65					230 H El on 39 50					
239 A Western Caro. 65 98					281 A Furman 55 64					
35 H Chattanooga 63 68					314 A Wofford 59 45					
332 A Savannah St. 75 53					140 H Davi dson 67 71					

Non-Div | Games: Anderson (S. C.) 72 71

Col. of Charleston

■ Loss, ■ Non-Conf, S Site, H Home A Away N Neutral

Average RPI Win: 251		WON-LOST RECORD	WINNING PCT. RANK	LAST 10 GAMES	STRENGTH OF SCHEDULE	OPP. STRENGTH OF SCHEDULE	TEAM RPI	ADJ. RPI	CONF. RPI	ADJ CONF. RPI	
DIV. I ONLY		9- 20	264	5- 5	209	266	271	270	27	27	
DIV. I NON-CONF.		2- 11	298	0- 0	176	150	283	284	27	27	
TOTALS		RPI 1-25		RPI 26-50	W-L RECORDS		RPI 51-100		RPI 100+		
9- 20		0- 0		0- 2	OVERALL		0- 1		9- 17		
5- 6		0- 0		0- 0	HOME		0- 1		5- 5		
2- 13		0- 0		0- 2	AWAY		0- 0		2- 11		
2- 1		0- 0		0- 0	NEUTRAL		0- 0		2- 1		
2- 11		0- 0		0- 2	NON-CONFERENCE		0- 1		2- 8		
1- 3		0- 0		0- 0	HOME		0- 1		1- 2		
0- 7		0- 0		0- 2	AWAY		0- 0		0- 5		
1- 1		0- 0		0- 0	NEUTRAL		0- 0		1- 1		
7- 9		0- 0		0- 0	CONFERENCE		0- 0		7- 9		
4- 3		0- 0		0- 0	HOME		0- 0		4- 3		
2- 6		0- 0		0- 0	AWAY		0- 0		2- 6		
1- 0		0- 0		0- 0	NEUTRAL		0- 0		1- 0		
RPI 1-25			RPI 26-50		RPI 51-100		RPI 101+ Team's RPI: 270				
RPI S	Opponent	Score	RPI S	Opponent	Score	RPI S	Opponent	Score	RPI S	Opponent	Score
			32 A	Boston College	54 73	75 H	Dartmouth	56 67	103 A	Princeton	61 79
			38 A	Vanderbilt	33 72				112 A	Binghamton	61 82
									118 N	William & Mary	62 64
									122 A	Army	81 85
									122 A	Army	55 73
									122 H	Army	66 58
									124 A	Bucknel I	58 73
									124 H	Bucknel I	63 81
									152 A	Holy Cross	62 75
									152 H	Holy Cross	79 71
									160 H	New Hampshire	45 69
									179 A	Syracuse	56 92
									199 A	Vermont	59 71
									209 A	Harvard	62 80
									222 N	McNeese St.	82 78
									250 A	Navy	60 65
									250 H	Navy	62 80
									250 N	Navy	60 55
									269 H	Cornel I	69 76
									278 A	Lehi gh	53 71
									278 H	Lehi gh	71 69
									303 A	Lafayette	69 56
									303 H	Lafayette	80 71
									305 A	Ameri can	72 63
									305 H	Ameri can	63 74
									322 H	Ni agara	75 47
				LAST 10 Division I GAMES:							
			122 A	Army	55 73		278 A	Lehi gh	53 71		
			250 N	Navy	60 55		305 A	Ameri can	72 63		
			250 A	Navy	60 65		303 H	Lafayette	80 71		
			152 H	Holy Cross	79 71		124 H	Bucknel I	63 81		
			250 H	Navy	62 80		278 H	Lehi gh	71 69		

### Non-Div I Games:

Col gate

Loss, Non-Conf, S Site, H Home A Away N Neutral

Average RPI Win:	213	WON-LOST	WINNING	LAST 10	STRENGTH OF	OPP. STRENGTH	TEAM	ADJ.	CONF.	ADJ CONF.
Average RPI Loss:	79	RECORD	PCT. RANK	GAMES	SCHEDULE	OF SCHEDULE	RPI	RPI	RPI	RPI

DIV. I ONLY	8- 21	280	3- 7	91	79	202	200	4	4
DIV. I NON-CONF.	5- 7	198	1- 0	244	188	229	229	4	3

TOTALS	RPI 1-25	RPI 26-50	W-L RECORDS	RPI 51-100	RPI 100+
8- 21	0- 2	0- 2	OVERALL	0- 12	8- 5
7- 9	0- 0	0- 1	HOME	0- 6	7- 2
1- 9	0- 2	0- 0	AWAY	0- 5	1- 2
0- 3	0- 0	0- 1	NEUTRAL	0- 1	0- 1
5- 7	0- 0	0- 1	NON-CONFERENCE	0- 1	5- 5
5- 3	0- 0	0- 0	HOME	0- 1	5- 2
0- 2	0- 0	0- 0	AWAY	0- 0	0- 2
0- 2	0- 0	0- 1	NEUTRAL	0- 0	0- 1
3- 14	0- 2	0- 1	CONFERENCE	0- 11	3- 0
2- 6	0- 0	0- 1	HOME	0- 5	2- 0
1- 7	0- 2	0- 0	AWAY	0- 5	1- 0
0- 1	0- 0	0- 0	NEUTRAL	0- 1	0- 0

RPI S	Opponent	Score	RPI S	Opponent	Score	RPI S	Opponent	Score	RPI S	Opponent	Score
5	A Okl ahoma	61 <span>84</span>	31	H Texas A&M	46 <span>55</span>	52	H Texas	64 <span>69</span>	101	H UNI	65 <span>74</span>
10	A Bayl or	40 <span>86</span>	43	N South Fla.	59 <span>72</span>	54	A Kansas St.	66 <span>85</span>	104	N Northern Ariz.	83 <span>84</span>
						54	H Kansas St.	62 <span>67</span>	107	A Kansas	77 71
						61	H Wyomi ng	50 <span>66</span>	107	H Kansas	74 65
						63	A Texas Tech	56 <span>76</span>	123	H South Dakota St.	64 50
						68	A Mi ssouri	49 <span>69</span>	142	H Oregon	64 <span>72</span>
						68	H Mi ssouri	57 <span>72</span>	185	A Col orado St.	83 <span>86</span>
						73	A Iowa St.	46 <span>56</span>	223	H Okl ahoma St.	73 62
						73	H Iowa St.	71 <span>86</span>	237	A Creighton	72 <span>77</span>
						80	A Nebraska	54 <span>70</span>	249	H Northern Colo.	92 65
						80	H Nebraska	62 <span>80</span>	275	H Cal St. Fullerton	100 71
						80	N Nebraska	59 <span>67</span>	302	H Utah St.	73 56
									318	H Paci fi c	84 57
LAST 10 Div sion I GAMES:											
			80	N Nebraska	59 <span>67</span>	249	H Northern Colo.	92 65			
			73	A Iowa St.	46 <span>56</span>	63	A Texas Tech	56 <span>76</span>			
			223	H Okl ahoma St.	73 62	54	H Kansas St.	62 <span>67</span>			
			10	A Bayl or	40 <span>86</span>	52	H Texas	64 <span>69</span>			
			68	H Mi ssouri	57 <span>72</span>	107	A Kansas	77 71			

Non-Di v I Games: P. R. -Mayaguez 90 42

Col orado

Loss, Non-Conf,S Site, H Home A Away N Neutral

Average RPI Win:	245	WON-LOST	WINNING	LAST 10	STRENGTH OF	OPP. STRENGTH	TEAM	ADJ.	CONF.	ADJ CONF.
Average RPI Loss:	62	RECORD	PCT. RANK	GAMES	SCHEDULE	OF SCHEDULE	RPI	RPI	RPI	RPI

DIV. I ONLY	8- 20	272	2- 8	72	63	186	185	6	6
DIV. I NON-CONF.	5- 5	148	0- 0	130	172	145	145	7	7

TOTALS	RPI 1-25	RPI 26-50	W-L RECORDS	RPI 51-100	RPI 100+
8- 20	0- 6	0- 5	OVERALL	0- 4	8- 5
5- 8	0- 2	0- 2	HOME	0- 2	5- 2
2- 10	0- 3	0- 2	AWAY	0- 2	2- 3
1- 2	0- 1	0- 1	NEUTRAL	0- 0	1- 0
5- 5	0- 1	0- 1	NON-CONFERENCE	0- 0	5- 3
4- 1	0- 0	0- 0	HOME	0- 0	4- 1
1- 3	0- 1	0- 0	AWAY	0- 0	1- 2
0- 1	0- 0	0- 1	NEUTRAL	0- 0	0- 0
3- 15	0- 5	0- 4	CONFERENCE	0- 4	3- 2
1- 7	0- 2	0- 2	HOME	0- 2	1- 1
1- 7	0- 2	0- 2	AWAY	0- 2	1- 1
1- 1	0- 1	0- 0	NEUTRAL	0- 0	1- 0

RPI	S	Opponent	Score
3	A	Duke	52 99
17	A	Utah	54 76
17	H	Utah	56 80
21	A	Brigham Young	54 70
21	H	Brigham Young	67 69
21	N	Brigham Young	45 65

RPI	S	Opponent	Score
28	A	TCU	57 83
28	H	TCU	63 73
33	A	New Mexico	51 85
33	H	New Mexico	57 73
48	N	Tulsa	65 69

RPI	S	Opponent	Score
56	A	UNLV	57 74
56	H	UNLV	62 67
61	A	Wyoming	80 87
61	H	Wyoming	71 78

RPI	S	Opponent	Score
113	A	UTSA	63 59
123	H	South Dakota St.	75 82
132	A	Air Force	65 79
132	H	Air Force	60 76
158	A	Denver	58 77
182	A	San Jose St.	66 78
200	H	Colorado	86 83
249	H	Northern Colo.	81 66
268	A	San Diego St.	68 55
268	H	San Diego St.	68 65
268	N	San Diego St.	69 58
273	H	UC Irvine	85 65
321	H	Portland	70 58

## LAST 10 Division I GAMES:

21	N	Brigham Young	45 65	28	A	TCU	57 83
268	N	San Diego St.	69 58	56	A	UNLV	57 74
132	A	Air Force	65 79	17	H	Utah	56 80
21	H	Brigham Young	67 69	33	A	New Mexico	51 85
61	H	Wyoming	71 78	268	A	San Diego St.	68 55

Non-Div I Games: Concordia-St. Pa83 69

Colorado St.

Loss, Non-Conf, S Site, H Home A Away N Neutral

Average RPI Win: 316  
Average RPI Loss: 185

WON-LOST  
RECORD

WINNING  
PCT. RANK

LAST 10  
GAMES

STRENGTH OF  
SCHEDULE

OPP. STRENGTH  
OF SCHEDULE

TEAM  
RPI

ADJ.  
RPI

CONF.  
RPI

ADJ CONF.  
RPI

DIV. I ONLY	6- 21	297	2- 8	311	298	318	319	26	25
DIV. I NON-CONF.	4- 9	255	0- 0	291	331	301	303	26	25

TOTALS	RPI 1-25	RPI 26-50	W-L RECORDS	RPI 51-100	RPI 100+
6- 21	0- 0	0- 0	OVERALL	0- 4	6- 17
3- 8	0- 0	0- 0	HOME	0- 1	3- 7
2- 11	0- 0	0- 0	AWAY	0- 3	2- 8
1- 2	0- 0	0- 0	NEUTRAL	0- 0	1- 2
4- 9	0- 0	0- 0	NON-CONFERENCE	0- 2	4- 7
2- 2	0- 0	0- 0	HOME	0- 0	2- 2
1- 5	0- 0	0- 0	AWAY	0- 2	1- 3
1- 2	0- 0	0- 0	NEUTRAL	0- 0	1- 2
2- 12	0- 0	0- 0	CONFERENCE	0- 2	2- 10
1- 6	0- 0	0- 0	HOME	0- 1	1- 5
1- 6	0- 0	0- 0	AWAY	0- 1	1- 5
0- 0	0- 0	0- 0	NEUTRAL	0- 0	0- 0

RPI S	RPI 1-25 Opponent	Score	RPI S	RPI 26-50 Opponent	Score	RPI S	RPI 51-100 Opponent	Score	RPI S	RPI 101+ Opponent	Team's RPI: 319 Score
						64	A Cal i forni a	36 71	103	A Pri nceton	45 59
						75	A Dartmouth	56 76	103	H Pri nceton	62 78
						75	H Dartmouth	65 70	124	A Bucknel l	45 63
						95	A Sacred Heart	65 96	126	H Del aware St.	61 62
									133	A Brown	48 69
									133	H Brown	39 62
									209	A Harvard	63 86
									209	H Harvard	71 86
									225	H Monmouth	54 56
									226	A Long Isl and	57 77
									266	N Fai rlei gh Di cki nson	70 84
									269	A Cornel l	55 64
									269	H Cornel l	60 75
									276	H Central Conn. St.	54 51
									278	A Lehi gh	38 67
									289	N Al bany (N. Y. )	54 58
									304	A Penn	49 64
									304	H Penn	62 68
									317	A Yal e	59 57
									317	H Yal e	51 41
									326	H St. Francis (N. Y. )	61 55
									330	N Morgan St.	85 78
									331	A Wagner	75 65
LAST 10 Div sion I GAMES:											
209	H Harvard	71 86	304	A Penn	49 64						
75	H Dartmouth	65 70	133	H Brown	39 62						
317	A Yal e	59 57	317	H Yal e	51 41						
133	A Brown	48 69	75	A Dartmouth	56 76						
103	A Pri nceton	45 59	209	A Harvard	63 86						

Non-Di v I Games:

Columbia

Loss, Non-Conf, S Site, H Home A Away N Neutral





Average RPI Win:	274	WON-LOST	WINNING	LAST 10	STRENGTH OF	OPP. STRENGTH	TEAM	ADJ.	CONF.	ADJ CONF.
Average RPI Loss:	100	RECORD	PCT. RANK	GAMES	SCHEDULE	OF SCHEDULE	RPI	RPI	RPI	RPI
DIV. I ONLY	22- 8	41	9- 1	257	305	110	110	30	30	
DIV. I NON-CONF.	0- 8	322	0- 1	63	37	276	271	31	31	

TOTALS	RPI 1-25	RPI 26-50	W-L RECORDS	RPI 51-100	RPI 100+
22- 8	0- 2	0- 1	OVERALL	0- 1	22- 5
9- 2	0- 0	0- 1	HOME	0- 1	9- 0
10- 4	0- 1	0- 0	AWAY	0- 0	10- 3
3- 3	0- 1	0- 0	NEUTRAL	0- 0	3- 2
0- 8	0- 2	0- 1	NON-CONFERENCE	0- 1	0- 5
0- 2	0- 0	0- 1	HOME	0- 1	0- 0
0- 4	0- 1	0- 0	AWAY	0- 0	0- 3
0- 3	0- 1	0- 0	NEUTRAL	0- 0	0- 2
22- 0	0- 0	0- 0	CONFERENCE	0- 0	22- 0
9- 0	0- 0	0- 0	HOME	0- 0	9- 0
10- 0	0- 0	0- 0	AWAY	0- 0	10- 0
3- 0	0- 0	0- 0	NEUTRAL	0- 0	3- 0

RPI 1-25				RPI 26-50				RPI 51-100				RPI 101+ Team's RPI: 110							
RPI	S	Opponent	Score	RPI	S	Opponent	Score	RPI	S	Opponent	Score	RPI	S	Opponent	Score				
4	N	Connecti cut	54 77		50	H	James Madi son	39 63		51	H	Xavi er	46 86	109	A	Wake Forest	51 80		
8	A	Maryl and	38 69													117	N	Arkansas	33 49
																124	A	Bucknel l	48 54
																126	A	Del aware St.	43 39
																126	N	Del aware St.	46 36
																164	N	Northern Ill.	56 69
																240	A	Howard	83 67
																240	H	Howard	66 56
																240	N	Howard	65 52
																247	A	Md. -East. Shore	65 60
																247	H	Md. -East. Shore	61 40
																274	A	Youngstown St.	62 69
																283	A	South Caroli na St.	61 57
																283	H	South Caroli na St.	60 47
																290	A	Fl ori da A&M	52 34
														290	H	Fl ori da A&M	53 38		
														294	A	N. C. A&T	82 54		
														294	H	N. C. A&T	59 52		
														298	A	Hampton	64 39		
														298	H	Hampton	65 48		
														298	N	Hampton	70 57		
														307	A	Norfol k St.	68 51		
														307	H	Norfol k St.	61 35		
														327	A	Bethune-Cookman	70 56		
														327	H	Bethune-Cookman	56 32		
														330	A	Morgan St.	55 37		
														330	H	Morgan St.	76 55		

LAST 10 Di v				si on I GAMES:			
4	N	Connecti cut	54 77	247	A	Md. -East. Shore	65 60
126	N	Del aware St.	46 36	240	A	Howard	83 67
240	N	Howard	65 52	283	H	South Caroli na St.	60 47
298	N	Hampton	70 57	294	H	N. C. A&T	59 52
330	H	Morgan St.	76 55	298	A	Hampton	64 39

LAST 10 Div sion I GAMES:

4	N	Connecti cut	54 <span>77</span>	247	A	Md. -East. Shore	65 60
126	N	Del aware St.	46 36	240	A	Howard	83 67
240	N	Howard	65 52	283	H	South Carolina St.	60 47
298	N	Hampton	70 57	294	H	N. C. A&T	59 52
330	H	Morgan St.	76 55	298	A	Hampton	64 39

Non-Di v I Games:

Coppin St.

Loss, Non-Conf,S Site, H Home A Away N Neutral







Average RPI Win:	241	WON-LOST	WINNING	LAST 10	STRENGTH OF	OPP. STRENGTH	TEAM	ADJ.	CONF.	ADJ CONF.
Average RPI Loss:	116	RECORD	PCT. RANK	GAMES	SCHEDULE	OF SCHEDULE	RPI	RPI	RPI	RPI

DIV. I ONLY	15- 12	129	7- 3	161	204	145	140	21	21
DIV. I NON-CONF.	2- 5	262	0- 0	37	31	150	148	18	18

TOTALS	RPI 1-25	RPI 26-50	W-L RECORDS	RPI 51-100	RPI 100+
15- 12	0- 1	0- 2	OVERALL	0- 2	15- 7
6- 4	0- 0	0- 1	HOME	0- 0	6- 3
7- 6	0- 1	0- 1	AWAY	0- 2	7- 2
2- 2	0- 0	0- 0	NEUTRAL	0- 0	2- 2
2- 5	0- 1	0- 0	NON-CONFERENCE	0- 2	2- 2
0- 1	0- 0	0- 0	HOME	0- 0	0- 1
1- 3	0- 1	0- 0	AWAY	0- 2	1- 0
1- 1	0- 0	0- 0	NEUTRAL	0- 0	1- 1
13- 7	0- 0	0- 2	CONFERENCE	0- 0	13- 5
6- 3	0- 0	0- 1	HOME	0- 0	6- 2
6- 3	0- 0	0- 1	AWAY	0- 0	6- 2
1- 1	0- 0	0- 0	NEUTRAL	0- 0	1- 1

RPI S	RPI 1-25	Score	RPI S	RPI 26-50	Score	RPI S	RPI 51-100	Score	RPI S	RPI 101+	Team's RPI: 140
1	A North Carolina	48 86	35	A Chattanooga	65 87	60	A Charlotte	60 79	109	H Wake Forest	84 87
			35	H Chattanooga	59 76	84	A Rice	52 63	113	N UTSA	69 75
									136	A UNC Greensboro	69 57
									136	H UNC Greensboro	62 63
									136	N UNC Greensboro	58 69
									139	N East Caro.	70 61
									198	A Appal achi an St.	69 84
									198	H Appal achi an St.	68 74
									230	A El on	60 47
									230	H El on	54 41
									230	N El on	55 53
									238	A Georgi a St.	63 56
									239	A Western Caro.	67 63
									239	H Western Caro.	67 63
									244	A Ga. Southern	67 52
									244	H Ga. Southern	71 52
									267	A Col. of Charleston	71 67
									267	H Col. of Charleston	71 57
									281	A Furman	61 65
									281	H Furman	65 58
									314	A Wofford	81 72
									314	H Wofford	58 43
LAST 10 Division I GAMES:											
			136	N UNC Greensboro	58 69	230	A El on	60 47			
			230	N El on	55 53	244	A Ga. Southern	67 52			
			281	H Furman	65 58	35	H Chattanooga	59 76			
			198	H Appal achi an St.	68 74	239	A Western Caro.	67 63			
			314	H Wofford	58 43	267	A Col. of Charleston	71 67			

Non-Div I Games: Greensboro

79 38

Oglethorpe

95 39

Davidson

Loss, Non-Conf, S Site, H Home A Away N Neutral

Davidson

Davidson

Average RPI Win: 231

Average RPI Loss: 85

WON-LOST  
RECORDWINNING  
PCT. RANKLAST 10  
GAMESSTRENGTH OF  
SCHEDULEOPP. STRENGTH  
OF SCHEDULETEAM  
RPIADJ.  
RPICONF.  
RPIADJ CONF.  
RPI

DIV. I ONLY

17- 12

113

3- 7

215

125

132

138

11

10

DIV. I NON-CONF.

8- 3

66

0- 0

269

252

127

129

9

9

TOTALS

RPI 1-25

RPI 26-50

W-L RECORDS

RPI 51-100

RPI 100+

17- 12

0- 1

0- 3

OVERALL

0- 5

17- 3

8- 5

0- 0

0- 1

HOME

0- 3

8- 1

6- 6

0- 1

0- 1

AWAY

0- 2

6- 2

3- 1

0- 0

0- 1

NEUTRAL

0- 0

3- 0

8- 3

0- 1

0- 0

NON-CONFERENCE

0- 1

8- 1

4- 1

0- 0

0- 0

HOME

0- 1

4- 0

2- 2

0- 1

0- 0

AWAY

0- 0

2- 1

2- 0

0- 0

0- 0

NEUTRAL

0- 0

2- 0

9- 9

0- 0

0- 3

CONFERENCE

0- 4

9- 2

4- 4

0- 0

0- 1

HOME

0- 2

4- 1

4- 4

0- 0

0- 1

AWAY

0- 2

4- 1

1- 1

0- 0

0- 1

NEUTRAL

0- 0

1- 0

RPI 1-25

RPI 26-50

RPI 51-100

RPI 101+

Team's RPI: 138

RPI	S	Opponent	Score
7	A	Ohio St.	31 73

RPI	S	Opponent	Score
26	H	Temple	36 70
26	N	Temple	55 70
34	A	George Washington	64 75

RPI	S	Opponent	Score
51	A	Xavier	64 71
51	H	Xavier	70 87
60	H	Charlotte	74 86
65	A	St. Joseph's	65 66
71	H	Cincinnati	55 65

RPI	S	Opponent	Score
105	N	Samford	68 59
116	H	Richmond	67 62
162	A	Duquesne	67 55
162	H	Duquesne	55 70
172	A	Massachusetts	57 51
201	N	Toledo	79 77
204	A	La Salle	50 62
210	H	Rhode Island	62 51
210	N	Rhode Island	71 63
226	A	Long Island	61 46
227	H	Wright St.	63 59
233	A	Fordham	72 64
258	A	Chicago St.	65 79
280	A	St. Louis	72 67
280	H	St. Louis	95 73
284	H	St. Bonaventure	66 63
296	H	Tenn.-Martin	76 62
299	H	Akron	61 54
306	A	Loyola (Ill.)	80 57
323	H	Cleveland St.	67 59

LAST 10 Division I GAMES:

26	N	Temple	55	70	280	A	St. Louis	72	67
210	N	Rhode Island	71	63	65	A	St. Joseph's	65	66
51	A	Xavier	64	71	204	A	La Salle	50	62
162	H	Duquesne	55	70	284	H	St. Bonaventure	66	63
26	H	Temple	36	70	60	H	Charlotte	74	86

Dayton

Dayton

Non-Div I Games:

Dayton

Loss, 
 Non-Conf, S Site, 
 H Home
A Away 
 N Neutral

Average RPI Win: 114  
Average RPI Loss: 26

WON-LOST  
RECORD

WINNING  
PCT. RANK

LAST 10  
GAMES

STRENGTH OF  
SCHEDULE

OPP. STRENGTH  
OF SCHEDULE

TEAM  
RPI

ADJ.  
RPI

CONF.  
RPI

ADJ CONF.  
RPI

DIV. I ONLY  
DIV. I NON-CONF.

25- 6  
13- 0

19  
1

8- 2  
2- 1

35  
99

36  
74

12  
13

15  
13

3  
6

3  
6

TOTALS

RPI 1-25

RPI 26-50

W-L RECORDS

RPI 51-100

RPI 100+

25- 6

1- 4

7- 2

OVERALL

9- 1

10- 0

14- 1

1- 1

6- 0

HOME

5- 0

4- 0

7- 5

0- 2

0- 2

AWAY

2- 1

5- 0

4- 1

0- 1

1- 0

NEUTRAL

2- 0

1- 0

13- 0

1- 1

3- 0

NON-CONFERENCE

5- 0

6- 0

9- 0

1- 0

2- 0

HOME

3- 0

3- 0

3- 0

0- 0

0- 0

AWAY

1- 0

2- 0

3- 1

0- 1

1- 0

NEUTRAL

1- 0

1- 0

12- 6

0- 3

4- 2

CONFERENCE

4- 1

4- 0

7- 1

0- 1

4- 0

HOME

2- 0

1- 0

4- 5

0- 2

0- 2

AWAY

1- 1

3- 0

1- 0

0- 0

0- 0

NEUTRAL

1- 0

0- 0

RPI 1-25

Team's RPI: 15

RPI 26-50

RPI 51-100

RPI 101+

RPI S Opponent Score

4 A Connecticut 57 69  
4 H Connecticut 75 84  
6 N LSU 56 66  
9 A Rutgers 57 67  
24 H Purdue 65 54

RPI S Opponent Score

27 A Notre Dame 75 78  
27 H Notre Dame 79 50  
31 N Texas A&M 84 71  
37 H St. John's (N.Y.) 70 67  
43 A South Fla. 77 79  
44 H Villanova 84 75  
45 H Liberty 68 43  
48 H Tulsa 71 67  
49 H Louisville 48 44

RPI S Opponent Score

56 H UNLV 88 72  
57 A Marquette 67 52  
66 H Pittsburgh 81 75  
66 N Pittsburgh 69 46  
71 H Cincinnati 68 53  
72 N Eastern Mich. 64 49  
79 A Wis.-Milwaukee 91 79  
88 H Missouri St. 84 74  
92 A West Virginia 70 82  
100 H Wis.-Green Bay 86 62

RPI S Opponent Score

129 N Wisconsin 76 57  
164 H Northern Ill. 89 46  
177 A Georgetown 64 58  
179 H Syracuse 82 57  
196 A Seton Hall 69 56  
209 H Harvard 97 52  
213 A Northwestern 78 58  
228 A Providence 74 68  
306 A Loyola (Ill.) 96 48  
308 H St. Francis (Pa.) 99 61

LAST 10 Division I GAMES:

6 N LSU 56 66  
48 H Tulsa 71 67  
45 H Liberty 68 43  
4 A Connecticut 57 69  
66 N Pittsburgh 69 46  
179 H Syracuse 82 57  
228 A Providence 74 68  
37 H St. John's (N.Y.) 70 67  
177 A Georgetown 64 58  
27 H Notre Dame 79 50

DePaul

DePaul

Non-Div I Games:

DePaul

Loss, Non-Conf, S Site, H Home A Away N Neutral



Average RPI Win: 173		WON-LOST	WINNING	LAST 10	STRENGTH OF	OPP. STRENGTH	TEAM	ADJ.	CONF.	ADJ CONF.
Average RPI Loss: 74		RECORD	PCT. RANK	GAMES	SCHEDULE	OF SCHEDULE	RPI	RPI	RPI	RPI
DIV. I ONLY	22- 7	33	6- 4	127	105	65	67	8	8	
DIV. I NON-CONF.	8- 1	20	0- 1	196	177	58	60	8	8	
TOTALS	RPI 1-25	RPI 26-50	W-L RECORDS	RPI 51-100	RPI 100+					
22- 7	0- 1	2- 2	OVERALL	2- 3	18- 2					
12- 1	0- 1	1- 0	HOME	1- 0	10- 0					
8- 5	0- 0	0- 1	AWAY	1- 3	7- 2					
2- 1	0- 0	1- 1	NEUTRAL	0- 0	1- 0					
8- 1	0- 0	1- 0	NON-CONFERENCE	1- 2	6- 0					
4- 0	0- 0	0- 0	HOME	0- 0	4- 0					
3- 2	0- 0	0- 0	AWAY	1- 2	2- 0					
1- 0	0- 0	1- 0	NEUTRAL	0- 0	0- 0					
14- 6	0- 1	1- 2	CONFERENCE	1- 1	12- 2					
8- 1	0- 1	1- 0	HOME	1- 0	6- 0					
5- 4	0- 0	0- 1	AWAY	0- 1	5- 2					
1- 1	0- 0	0- 1	NEUTRAL	0- 0	1- 0					
RPI S Opponent	RPI 1-25	RPI S Opponent	RPI 26-50	RPI S Opponent	RPI 51-100	Team's RPI: 67	RPI S Opponent	RPI 101+	Score	
14 H Old Domi ni on	57 60	36 N Bowling Green	48 44	65 A St. Joseph's	49 48		118 A William & Mary	62 73		
		50 A James Madi son	57 65	66 A Pittsburgh	57 64		120 A Drexel	75 61		
		50 H James Madi son	70 62	76 A Boston U.	59 61		120 H Drexel	57 55		
		50 N James Madi son	59 61	77 A Hofstra	85 91		128 A George Mason	74 63		
				77 H Hofstra	77 58		128 H George Mason	67 47		
							144 A UNC Wi l mi ngton	41 55		
							144 H UNC Wi l mi ngton	56 51		
							163 H Va. Commonweal th	66 35		
							172 H Massachusetts	71 44		
							177 H Georgetown	65 43		
							204 H La Salle	70 60		
							224 A Towson	67 56		
							224 H Towson	64 52		
							232 A Northeastern	78 56		
							232 H Northeastern	73 51		
							232 N Northeastern	55 45		
							233 A Fordham	60 56		
							238 A Georgi a St.	70 49		
							304 H Penn	78 34		
							305 A Ameri can	64 38		
LAST 10 Div sion I GAMES:										
66 A Pittsburgh	57 64	120 A Drexel	75 61							
50 N James Madi son	59 61	14 H Old Domi ni on	57 60							
232 N Northeastern	55 45	224 H Towson	64 52							
77 H Hofstra	77 58	77 A Hofstra	85 91							
232 H Northeastern	73 51	144 H UNC Wi l mi ngton	56 51							

Non-Di v I Games:

Delaware

Loss, 
Non-Conf, S Site, 
H Home
A Away 
N Neutral

Average RPI Win:	269	WON-LOST	WINNING	LAST 10	STRENGTH OF	OPP. STRENGTH	TEAM	ADJ.	CONF.	ADJ CONF.
Average RPI Loss:	166	RECORD	PCT. RANK	GAMES	SCHEDULE	OF SCHEDULE	RPI	RPI	RPI	RPI

DIV. I ONLY	21- 9	56	8- 2	263	318	125	126	30	30
DIV. I NON-CONF.	6- 3	88	0- 0	120	152	85	85	31	31

TOTALS	RPI 1-25	RPI 26-50	W-L RECORDS	RPI 51-100	RPI 100+
21- 9	0- 1	0- 1	OVERALL	0- 1	21- 6
7- 3	0- 0	0- 0	HOME	0- 0	7- 3
11- 5	0- 1	0- 1	AWAY	0- 1	11- 2
3- 1	0- 0	0- 0	NEUTRAL	0- 0	3- 1
6- 3	0- 1	0- 1	NON-CONFERENCE	0- 1	6- 0
1- 0	0- 0	0- 0	HOME	0- 0	1- 0
4- 3	0- 1	0- 1	AWAY	0- 1	4- 0
1- 0	0- 0	0- 0	NEUTRAL	0- 0	1- 0
15- 6	0- 0	0- 0	CONFERENCE	0- 0	15- 6
6- 3	0- 0	0- 0	HOME	0- 0	6- 3
7- 2	0- 0	0- 0	AWAY	0- 0	7- 2
2- 1	0- 0	0- 0	NEUTRAL	0- 0	2- 1

RPI S	Opponent	Score	RPI S	Opponent	Score	RPI S	Opponent	Score	RPI S	Opponent	Score	Team's RPI: 126
11	A North Carolina St.	58 76	40	A Stony Brook	59 70	54	A Kansas St.	30 78	110	H Coppin St.	39 43	
									110	N Coppin St.	36 46	
									124	A Bucknell	60 42	
									146	A Fla. Atlantic	65 59	
									225	N Monmouth	50 44	
									240	A Howard	75 70	
									240	H Howard	87 65	
									247	A Md. -East. Shore	65 51	
									247	H Md. -East. Shore	64 45	
									247	N Md. -East. Shore	66 53	
									250	A Navy	53 45	
									283	A South Carolina St.	55 64	
									283	H South Carolina St.	55 48	
									290	A Florida A&M	65 50	
									290	H Florida A&M	55 48	
									290	N Florida A&M	55 44	
									294	A N. C. A&T	80 65	
									294	H N. C. A&T	49 50	
									298	A Hampton	59 64	
									298	H Hampton	58 65	
									307	A Norfolk St.	65 49	
									307	H Norfolk St.	75 40	
									317	H Yale	58 48	
									319	A Col umbi a	62 61	
									327	A Bethune-Cookman	48 47	
									327	H Bethune-Cookman	70 29	
									330	A Morgan St.	61 43	
			LAST 10 Division I GAMES:									
			110	N Coppin St.	36 46	290	A Florida A&M	65 50				
			247	N Md. -East. Shore	66 53	307	H Norfolk St.	75 40				
			290	N Florida A&M	55 44	298	H Hampton	58 65				
			330	A Morgan St.	61 43	247	H Md. -East. Shore	64 45				
			327	A Bethune-Cookman	48 47	240	H Howard	87 65				

Non-Div I Games:

Delaware St.

Loss, 
Non-Conf, S Site, 
H Home
A Away 
N Neutral

[illegible]D  
e  
n  
v  
e  
rD  
e  
n  
v  
e  
r

### Non-Div l Games:

Denver

■ Loss, ■ Non-Conf, S Site, H Home A Away N Neutral

Average RPI Win: 251		WON-LOST RECORD		WINNING PCT. RANK		LAST 10 GAMES		STRENGTH OF SCHEDULE		OPP. STRENGTH OF SCHEDULE		TEAM RPI		ADJ. RPI		CONF. RPI		ADJ CONF. RPI	
DIV. I ONLY		11- 17		217		3- 7		128		184		197		195		23		23	
DIV. I NON-CONF.		3- 8		267		0- 0		23		49		141		139		20		20	
TOTALS		RPI 1-25		RPI 26-50		W-L RECORDS		RPI 51-100		RPI 100+									
11- 17		0- 2		0- 2		OVERALL		0- 6		11- 7									
6- 7		0- 1		0- 1		HOME		0- 2		6- 3									
4- 9		0- 1		0- 0		AWAY		0- 4		4- 4									
1- 1		0- 0		0- 1		NEUTRAL		0- 0		1- 0									
3- 8		0- 2		0- 2		NON-CONFERENCE		0- 2		3- 2									
2- 3		0- 1		0- 1		HOME		0- 0		2- 1									
0- 4		0- 1		0- 0		AWAY		0- 2		0- 1									
1- 1		0- 0		0- 1		NEUTRAL		0- 0		1- 0									
8- 9		0- 0		0- 0		CONFERENCE		0- 4		8- 5									
4- 4		0- 0		0- 0		HOME		0- 2		4- 2									
4- 5		0- 0		0- 0		AWAY		0- 2		4- 3									
0- 0		0- 0		0- 0		NEUTRAL		0- 0		0- 0									

RPI 1-25		RPI 26-50		RPI 51-100		RPI 101+ Team's RPI: 195					
RPI S	Opponent	Score	RPI S	Opponent	Score	RPI S	Opponent	Score	RPI S	Opponent	Score
18 A	Michigan St.	52 77	31 N	Texas A&M	54 72	54 A	Kansas St.	55 91	107 A	Kansas	68 70
23 H	Kentucky	65 74	36 H	Bowling Green	67 78	71 A	Cincinnati	55 71	143 H	Western Mich.	78 89
						79 A	Wis. -Milwaukee	55 69	173 H	Pepperdine	72 64
						79 H	Wis. -Milwaukee	56 74	192 A	Ill. -Chicago	52 75
						100 A	Wis. -Green Bay	58 71	192 H	Ill. -Chicago	62 67
						100 H	Wis. -Green Bay	63 73	194 A	Butler	71 69
									194 A	Butler	45 58
									194 H	Butler	65 71
									214 N	Jackson St.	78 64
									227 A	Wright St.	55 45
									227 H	Wright St.	68 59
									239 H	Western Caro.	75 72
									274 A	Youngstown St.	77 48
									274 H	Youngstown St.	69 62
									306 A	Loyola (Ill.)	78 57
									306 H	Loyola (Ill.)	88 73
									323 A	Cleveland St.	67 76
									323 H	Cleveland St.	78 46

LAST 10 Division I GAMES:					
194 A	Butler	45 58	227 A	Wright St.	55 45
192 H	Ill. -Chicago	62 67	194 H	Butler	65 71
100 A	Wis. -Green Bay	58 71	100 H	Wis. -Green Bay	63 73
79 A	Wis. -Milwaukee	55 69	306 A	Loyola (Ill.)	78 57
323 H	Cleveland St.	78 46	192 A	Ill. -Chicago	52 75

Non-Div I Games:

Detroit

Detroit

Average RPI Win: 170  
Average RPI Loss: 110

WON-LOST  
RECORD

WINNING  
PCT. RANK

LAST 10  
GAMES

STRENGTH OF  
SCHEDULE

OPP. STRENGTH  
OF SCHEDULE

TEAM  
RPI

ADJ.  
RPI

CONF.  
RPI

ADJ CONF.  
RPI

DIV. I ONLY	17- 11	104	7- 3	121	109	101	99	12	12
DIV. I NON-CONF.	4- 5	183	0- 1	162	141	179	178	10	10

TOTALS	RPI 1-25	RPI 26-50	W-L RECORDS	RPI 51-100	RPI 100+
17- 11	0- 0	1- 1	OVERALL	3- 5	13- 6
12- 3	0- 0	0- 1	HOME	2- 1	10- 1
5- 8	0- 0	1- 0	AWAY	1- 4	3- 5
0- 0	0- 0	0- 0	NEUTRAL	0- 0	0- 0
4- 5	0- 0	0- 0	NON-CONFERENCE	0- 3	4- 3
4- 2	0- 0	0- 0	HOME	0- 1	4- 1
0- 4	0- 0	0- 0	AWAY	0- 2	0- 2
0- 0	0- 0	0- 0	NEUTRAL	0- 0	0- 0
13- 6	0- 0	1- 1	CONFERENCE	3- 2	9- 3
8- 1	0- 0	0- 1	HOME	2- 0	6- 0
5- 5	0- 0	1- 0	AWAY	1- 2	3- 3
0- 0	0- 0	0- 0	NEUTRAL	0- 0	0- 0

RPI 1-25				RPI 26-50				RPI 51-100				Team's RPI : 99				RPI 101+							
RPI	S	Opponent	Score	RPI	S	Opponent	Score	RPI	S	Opponent	Score	RPI	S	Opponent	Score	RPI	S	Opponent	Score				
42	A	Indiana St.	70 65	42	H	Indiana St.	87 92	55	A	Iowa	72 92	73	H	Iowa St.	57 69	101	A	UNI	46 69				
								80	A	Nebraska	59 62	88	A	Missouri St.	61 58	101	H	UNI	60 58				
								88	A	Missouri St.	62 78	88	H	Missouri St.	70 63	108	A	Oregon St.	61 63				
								97	A	Evansville	61 68	97	H	Evansville	53 51	123	H	South Dakota St.	54 52				
																142	A	Oregon	40 70				
																159	H	Tex. A&M-Corp. Chris	56 65				
																176	A	Illinois St.	61 64				
																176	H	Illinois St.	76 73				
																180	H	UC Riverside	69 51				
																181	A	Wichita St.	61 60				
																181	H	Wichita St.	75 67				
																193	A	Southern Ill.	66 74				
																193	H	Southern Ill.	81 55				
																221	A	Bradley	68 62				
																221	H	Bradley	65 57				
																229	H	UMKC	74 54				
																237	A	Creighton	63 62				
																237	H	Creighton	67 52				
																299	H	Akron	73 48				
LAST 10 Division I GAMES:																							
80	A	Nebraska	59 62	88	A	Missouri St.	62 78	176	A	Illinois St.	61 64	193	H	Southern Ill.	81 55	97	H	Evansville	53 51				
221	H	Bradley	65 57	101	H	UNI	60 58	237	A	Creighton	63 62	88	A	Missouri St.	61 58								
42	A	Indiana St.	70 65																				

Drake

Drake

Non-Div I Games:

Drake

Loss, Non-Conf, S Site, H Home A Away N Neutral

Average RPI Win: 198  
Average RPI Loss: 90

WON-LOST  
RECORD

WINNING  
PCT. RANK

LAST 10  
GAMES

STRENGTH OF  
SCHEDULE

OPP. STRENGTH  
OF SCHEDULE

TEAM  
RPI

ADJ.  
RPI

CONF.  
RPI

ADJ CONF.  
RPI

DIV. I ONLY	15- 14	156	6- 4	110	107	118	120	8	8
DIV. I NON-CONF.	5- 4	123	0- 0	183	218	153	156	8	8

TOTALS	RPI 1-25	RPI 26-50	W-L RECORDS	RPI 51-100	RPI 100+
15- 14	0- 2	0- 4	OVERALL	1- 3	14- 5
7- 5	0- 1	0- 1	HOME	1- 1	6- 2
6- 8	0- 1	0- 2	AWAY	0- 2	6- 3
2- 1	0- 0	0- 1	NEUTRAL	0- 0	2- 0
5- 4	0- 0	0- 2	NON-CONFERENCE	0- 0	5- 2
3- 0	0- 0	0- 0	HOME	0- 0	3- 0
1- 4	0- 0	0- 2	AWAY	0- 0	1- 2
1- 0	0- 0	0- 0	NEUTRAL	0- 0	1- 0
10- 10	0- 2	0- 2	CONFERENCE	1- 3	9- 3
4- 5	0- 1	0- 1	HOME	1- 1	3- 2
5- 4	0- 1	0- 0	AWAY	0- 2	5- 1
1- 1	0- 0	0- 1	NEUTRAL	0- 0	1- 0

RPI 1-25  
RPI S Opponent Score  
14 A Old Domi ni on 49 76  
14 H Old Domi ni on 53 63

RPI 26-50  
RPI S Opponent Score  
26 A Temple 54 66  
32 A Boston College 44 51  
50 H James Madi son 50 52  
50 N James Madi son 51 53

RPI 51-100  
RPI S Opponent Score  
67 A Delaware 55 57  
67 H Delaware 61 75  
77 A Hofstra 52 65  
77 H Hofstra 69 46

RPI 101+ Team's RPI: 120  
RPI S Opponent Score  
118 A William & Mary 64 44  
118 H William & Mary 50 58  
128 A George Mason 38 36  
139 A East Caro. 54 66  
144 A UNC Wi lmi ngton 41 53  
144 H UNC Wi lmi ngton 70 60  
163 A Va. Commonweal th 70 60  
174 H UMBC 65 58  
204 H La Salle 53 48  
224 A Towson 63 61  
224 H Towson 51 58  
224 N Towson 61 46  
232 A Northeastern 71 43  
232 H Northeastern 81 51  
236 N Idaho 64 44  
238 H Georgi a St. 58 56  
240 A Howard 52 62  
278 A Lehi gh 58 57  
304 H Penn 78 44

LAST 10 Divi sion I GAMES:

51 N James Madi son	51 53	224 A Towson	63 61
224 N Towson	61 46	232 H Northeastern	81 51
118 A William & Mary	64 44	144 A UNC Wi lmi ngton	41 53
77 H Hofstra	69 46	50 H James Madi son	50 52
67 H Delaware	61 75	163 A Va. Commonweal th	70 60

Drexel

Drexel

Non-Div I Games:

Drexel

Loss, Non-Conf, S Site, H Home A Away N Neutral

Duke

Duke					Through Games Of Sunday, March 12, 2006																
Average RPI Win:		72	WON-LOST	WINNING	LAST 10	STRENGTH OF	OPP. STRENGTH	TEAM	ADJ.	CONF.	ADJ CONF.										
Average RPI Loss:		5	RECORD	PCT. RANK	GAMES	SCHEDULE	OF SCHEDULE	RPI	RPI	RPI	RPI										
DIV. I ONLY		26- 3	6	7- 3	5	1	3	3	1	1											
DIV. I NON-CONF.		13- 0	1	5- 0	71	6	8	8	1	1											
-----																					
TOTALS		RPI 1-25	RPI 26-50	W-L RECORDS		RPI 51-100		RPI 100+													
26- 3		11- 4	6- 0	OVERALL		6- 0		8- 0													
12- 1		4- 1	2- 0	HOME		2- 0		4- 0													
12- 1		3- 1	2- 0	AWAY		4- 0		3- 0													
7- 2		4- 2	2- 0	NEUTRAL		0- 0		1- 0													
13- 0		5- 0	3- 0	NON-CONFERENCE		4- 0		6- 0													
6- 0		1- 0	0- 0	HOME		2- 0		3- 0													
6- 0		1- 0	1- 0	AWAY		2- 0		2- 0													
6- 0		3- 0	2- 0	NEUTRAL		0- 0		1- 0													
13- 4		6- 4	3- 0	CONFERENCE		2- 0		2- 0													
6- 1		3- 1	2- 0	HOME		0- 0		1- 0													
6- 1		2- 1	1- 0	AWAY		2- 0		1- 0													
1- 2		1- 2	0- 0	NEUTRAL		0- 0		0- 0													
-----																					
RPI S Opponent		RPI 1-25	Team's RPI: 3	RPI S Opponent		RPI 26-50		RPI S Opponent		RPI 51-100		RPI S Opponent		RPI 101+							
RPI S Opponent		Score		RPI S Opponent		Score		RPI S Opponent		Score		RPI S Opponent		Score							
1	A	North Carolina	65	77	28	A	TCU	92	52	52	A	Texas	84	70	109	H	Wake Forest	100	54		
1	H	North Carolina	70	74	30	H	Florida St.	87	68	59	A	Miami (Fla.)	99	93	121	H	Ball St.	110	24		
2	H	Tennessee	75	53	32	A	Boston College	66	52	78	H	Arkansas St.	110	56	152	A	Holy Cross	84	36		
4	N	Connecticut	63	61	37	N	St. John's (N.Y.)	105	57	83	H	Auburn	69	37	170	N	Southern U.	96	27		
6	N	LSU	64	45	41	H	Virginia	88	65	87	A	Georgia Tech	67	59	185	H	Colorado St.	99	52		
8	A	Maryland	86	68	46	N	Southern Cal i forni a	85	51	96	A	Penn St.	93	67	188	A	Clemson	97	65		
8	H	Maryland	90	80													242	H	Fairfield	110	44
8	N	Maryland	70	78													285	A	San Diego	119	52
8	N	Maryland	75	78																	
11	H	North Carolina St.	77	57																	
14	A	Old Domini on	93	56																	
16	A	Virginia Tech	73	62																	
16	H	Virginia Tech	93	51																	
16	N	Virginia Tech	69	56																	
18	N	Michigan St.	86	61																	
												LAST 10 Division I GAMES:									
8 N Maryland				75	78	170N Southern U.				96	27										
6 N LSU				64	45	8 N Maryland				70	78										
4 N Connecticut				63	61	16 N Virginia Tech				69	56										
18 N Michigan St.				86	61	1 A North Carolina				65	77										
46 N Southern Cal i forni a				85	51	16 H Virginia Tech				93	51										

Non-Div I Games:

Duke

Loss, Non-Conf, S Site, H Home A Away N Neutral







Through Games Of Sunday, March 12, 2000																			
Average RPI Win: 257		WON-LOST RECORD		WINNING PCT. RANK		LAST 10 GAMES		STRENGTH OF SCHEDULE		OPP. STRENGTH OF SCHEDULE		TEAM RPI		ADJ. RPI		CONF. RPI		ADJ CONF. RPI	
DIV. I ONLY		18- 10		82		6- 4		272		288		157		161		25		26	
DIV. I NON-CONF.		8- 3		66		1- 0		271		207		125		126		30		30	
TOTALS		RPI 1-25		RPI 26-50		W-L RECORDS		RPI 51-100		RPI 100+									
18- 10		0- 1		0- 0		OVERALL		1- 1		17- 8									
10- 2		0- 0		0- 0		HOME		1- 0		9- 2									
8- 7		0- 1		0- 0		AWAY		0- 1		8- 5									
0- 1		0- 0		0- 0		NEUTRAL		0- 0		0- 1									
8- 3		0- 1		0- 0		NON-CONFERENCE		1- 1		7- 1									
4- 0		0- 0		0- 0		HOME		1- 0		3- 0									
4- 3		0- 1		0- 0		AWAY		0- 1		4- 1									
0- 0		0- 0		0- 0		NEUTRAL		0- 0		0- 0									
10- 7		0- 0		0- 0		CONFERENCE		0- 0		10- 7									
6- 2		0- 0		0- 0		HOME		0- 0		6- 2									
4- 4		0- 0		0- 0		AWAY		0- 0		4- 4									
0- 1		0- 0		0- 0		NEUTRAL		0- 0		0- 1									
RPI 1-25		RPI 26-50		RPI 51-100		RPI 101+		Team's RPI: 161											
RPI S	Opponent	Score		RPI S	Opponent	Score		RPI S	Opponent	Score		RPI S	Opponent	Score					
20	A Western Ky.	56 86						71	A Cincinnati	58 82		125	A Belmont	50 70					
								90	H Southeast Mo. St.	81 74		125	H Belmont	66 52					
												146	A Fla. Atlantic	76 85					
												146	H Fla. Atlantic	71 79					
												186	A Missi ssi ppi St.	78 53					
												198	A Appal achi an St.	73 85					
												215	A Gardner-Webb	50 74					
												215	H Gardner-Webb	68 72					
												246	H Eastern Ky.	81 74					
												251	A Mercer	57 61					
												251	H Mercer	62 47					
												251	N Mercer	56 59					
												260	A Campbel l	56 36					
												260	H Campbel l	73 63					
												261	A North Fla.	80 59					
												261	H North Fla.	82 52					
												267	A Col . of Charleston	59 55					
												271	A Stetson	61 51					
												271	H Stetson	80 59					
												297	A Jacksonville	84 72					
												297	H Jacksonville	74 53					
												312	A Li pscomb	85 59					
												312	H Li pscomb						

East Tenn. St.

E  
a  
s  
t  
T  
e  
n  
n  
.  
S  
t  
.

### Non-Div l Games:

East Tenn. St.

Loss, Non-Conf, S Site, H Home A Away N Neutral

Average RPI Win: 221		WON-LOST RECORD		WINNING PCT. RANK		LAST 10 GAMES		STRENGTH OF SCHEDULE		OPP. STRENGTH OF SCHEDULE		TEAM RPI		ADJ. RPI		CONF. RPI		ADJ CONF. RPI	
DIV. I ONLY		10- 19		244		2- 8		224		226		259		257		22		22	
DIV. I NON-CONF.		1- 7		303		0- 0		155		112		282		282		23		22	
TOTALS		RPI 1-25		RPI 26-50		W-L RECORDS		RPI 51-100		RPI 100+									
10- 19		0- 0		0- 1		OVERALL		1- 5		9- 13									
6- 5		0- 0		0- 0		HOME		1- 1		5- 4									
4- 13		0- 0		0- 0		AWAY		0- 4		4- 9									
0- 1		0- 0		0- 1		NEUTRAL		0- 0		0- 0									
1- 7		0- 0		0- 1		NON-CONFERENCE		0- 1		1- 5									
0- 1		0- 0		0- 0		HOME		0- 0		0- 1									
1- 5		0- 0		0- 0		AWAY		0- 1		1- 4									
0- 1		0- 0		0- 1		NEUTRAL		0- 0		0- 0									
9- 12		0- 0		0- 0		CONFERENCE		1- 4		8- 8									
6- 4		0- 0		0- 0		HOME		1- 1		5- 3									
3- 8		0- 0		0- 0		AWAY		0- 3		3- 5									
0- 0		0- 0		0- 0		NEUTRAL		0- 0		0- 0									
RPI 1-25		RPI 26-50		RPI 51-100		RPI 101+		Team's RPI: 257											
RPI S	Opponent	Score	RPI S	Opponent	Score	RPI S	Opponent	Score	RPI S	Opponent	Score								
			46 N	Southern Cal i forni a	53 68	71 A	Ci nci nnati	48 82	102 A	Hawai i	58 64								
						81 A	Tennessee Tech	67 78	105 A	Samford	67 56								
						81 A	Tennessee Tech	69 83	105 H	Samford	74 76								
						81 H	Tennessee Tech	54 62	129 A	Wi sconsi n	48 75								
						90 A	Southeast Mo. St.	76 84	148 A	IUPUI	70 63								
						90 H	Southeast Mo. St.	70 61	171 A	Austin Peay	62 64								
									171 H	Austin Peay	46 55								
									192 A	Ill. -Chi cago	77 86								
									194 H	Butl er	78 80								
									206 A	Morehead St.	55 56								
									206 H	Morehead St.	69 68								
									212 A	Murray St.	52 72								
									212 H	Murray St.	72 68								
									246 A	Eastern Ky.	78 71								
									246 H	Eastern Ky.	85 76								
									264 A	Jacksonville St.	72 82								
									264 H	Jacksonville St.	60 67								
									287 A	Charl eston So.	64 75								
									296 A	Tenn. -Martin	64 70								
									296 H	Tenn. -Martin	67 58								
									329 A	Tennessee St.	77 62								
									329 H	Tennessee St.	106 68								
LAST 10 Division I GAMES:																			
			81 A	Tennessee Tech	69 83	296 A	Tenn. -Martin	64 70											
			105 H	Samford	74 76	171 H	Austin Peay	46 55											
			264 H	Jacksonville St.	60 67	105 A	Samford	67 56											
			212 A	Murray St.	52 72	264 A	Jacksonville St.	72 82											
			90 A	Southeast Mo. St.	76 84	206 H	Morehead St.	69 68											

Non-Div I Games:

Eastern Ill.

Average RPI Win:		258	WON-LOST		WINNING	LAST 10		STRENGTH OF		OPP. STRENGTH	TEAM	ADJ.	CONF.	ADJ CONF.
Average RPI Loss:		136	RECORD		PCT. RANK	GAMES		SCHEDULE		OF SCHEDULE	RPI	RPI	RPI	RPI
DIV. I ONLY		7- 20	288		3- 7		102		235		249	246	22	22
DIV. I NON-CONF.		0- 7	322		0- 0		3		68		155	151	23	22
TOTALS		RPI 1-25	RPI 26-50		W-L RECORDS		RPI 51-100		RPI 100+					
7- 20		0- 1	0- 2		OVERALL		0- 6		7- 11					
4- 8		0- 0	0- 1		HOME		0- 2		4- 5					
3- 11		0- 1	0- 0		AWAY		0- 4		3- 6					
0- 1		0- 0	0- 1		NEUTRAL		0- 0		0- 0					
0- 7		0- 1	0- 2		NON-CONFERENCE		0- 2		0- 2					
0- 2		0- 0	0- 1		HOME		0- 0		0- 1					
0- 4		0- 1	0- 0		AWAY		0- 2		0- 1					
0- 1		0- 0	0- 1		NEUTRAL		0- 0		0- 0					
7- 13		0- 0	0- 0		CONFERENCE		0- 4		7- 9					
4- 6		0- 0	0- 0		HOME		0- 2		4- 4					
3- 7		0- 0	0- 0		AWAY		0- 2		3- 5					
0- 0		0- 0	0- 0		NEUTRAL		0- 0		0- 0					
RPI 1-25		RPI 26-50		RPI 51-100		RPI 101+		Team's RPI: 246						
RPI S	Opponent	Score	RPI S	Opponent	Score	RPI S	Opponent	Score	RPI S	Opponent	Score			
7	A Ohio St.	38 85	42	H Indiana St.	81 96	51	A Xavi er	49 82	105	A Samford	59 75			
			49	N Loui sville	45 75	62	A Mi ddl e Tenn.	66 77	105	H Samford	68 71			
						81	A Tennessee Tech	48 73	125	H Bel mont	82 86			
						81	H Tennessee Tech	61 72	161	A East Tenn. St.	74 81			
						90	A Southeast Mo. St.	78 84	171	A Austin Peay	64 61			
						90	H Southeast Mo. St.	86 87	171	H Austin Peay	55 69			
									206	A Morehead St.	58 62			
									206	H Morehead St.	67 60			
									212	A Murray St.	75 70			
									212	H Murray St.	71 79			
									257	A Eastern Ill.	76 85			
									257	H Eastern Ill.	71 78			
									264	A Jacksonville St.	77 79			
									264	H Jacksonville St.	87 77			
									296	A Tenn. -Martin	49 58			
									296	H Tenn. -Martin	60 58			
									329	A Tennessee St.	68 63			
									329	H Tennessee St.	78 68			
LAST 10 Division I GAMES:														
329	H	Tennessee St.	78	68	212	H	Murray St.	71	79					
171	H	Austin Peay	55	69	206	H	Morehead St.	67	60					
105	A	Samford	59	75	81	A	Tennessee Tech	48	73					
264	A	Jacksonville St.	77	79	296	A	Tenn. -Martin	49	58					
90	H	Southeast Mo. St.	86	87	329	A	Tennessee St.	68	63					

Eastern Ky.

Non-Div I Games:

Eastern Ky.

Loss, 
Non-Conf, S Site, 
H Home
A Away 
N Neutral







Average RPI Win: 176				WON-LOST RECORD		WINNING PCT. RANK		LAST 10 GAMES		STRENGTH OF SCHEDULE		OPP. STRENGTH OF SCHEDULE		TEAM RPI		ADJ. RPI		CONF. RPI		ADJ CONF. RPI							
DIV. I ONLY				15- 13		141		6- 4		62		132		99		97		12		12							
DIV. I NON-CONF.				3- 5		216		0- 0		32		136		123		123		10		10							
TOTALS				RPI 1-25		RPI 26-50		W-L RECORDS		RPI 51-100		RPI 100+															
15- 13				0- 1		0- 3		OVERALL		2- 4		13- 5															
9- 3				0- 0		0- 1		HOME		2- 1		7- 1															
5- 9				0- 1		0- 1		AWAY		0- 3		5- 4															
1- 1				0- 0		0- 1		NEUTRAL		0- 0		1- 0															
3- 5				0- 1		0- 0		NON-CONFERENCE		0- 2		3- 2															
2- 1				0- 0		0- 0		HOME		0- 1		2- 0															
1- 4				0- 1		0- 0		AWAY		0- 1		1- 2															
0- 0				0- 0		0- 0		NEUTRAL		0- 0		0- 0															
12- 8				0- 0		0- 3		CONFERENCE		2- 2		10- 3															
7- 2				0- 0		0- 1		HOME		2- 0		5- 1															
4- 5				0- 0		0- 1		AWAY		0- 2		4- 2															
1- 1				0- 0		0- 1		NEUTRAL		0- 0		1- 0															
RPI 1-25				RPI 26-50		RPI 51-100		Team's RPI : 97		RPI 101+																	
RPI S	Opponent			Score		RPI S	Opponent			Score		RPI S	Opponent			Score											
16	A	Viri gini a Tech			59 79		42	A	Indi ana St.			56 86		57	H	Marquette			46 54		101	A	UNI			47 53	
						42	H	Indi ana St.			69 79		81	A	Tennessee Tech			65 73		101	H	UNI			79 65		
						42	N	Indi ana St.			65 81		88	A	Mi ssouri St.			59 67		121	A	Ball St.			69 76		
												88	H	Mi ssouri St.			71 53		148	H	IUPUI			67 64			
												99	A	Drake			51 53		169	A	Radford			53 51			
												99	H	Drake			68 61		176	A	Illinoi s St.			78 62			
																		176	H	Illinoi s St.			66 79				
																		181	A	Wi chi ta St.			61 67				
																		181	H	Wi chi ta St.			84 55				
																		181	N	Wi chi ta St.			77 73				
																		192	H	Ill. -Chi cago			73 43				
																		193	A	Southern Ill.			66 63				
																		193	H	Southern Ill.			73 53				
																		194	A	Butler			78 83				
																		221	A	Bradl ey			51 49				
																		221	H	Bradl ey			71 57				
																		237	A	Crei ghton			78 73				
																		237	H	Crei ghton			59 46				
LAST 10 Division I GAMES:																											
42 N Indi ana St.						65 81		237 A Crei ghton						78 73													
181 N Wi chi ta St.						77 73		99 A Drake						51 53													
42 A Indi ana St.						56 86		88 H Mi ssouri St.						71 53													
176 H Illinoi s St.						66 79		181 H Wi chi ta St.						84 55													
193 A Southern Ill.						66 63		221 A Bradl ey						51 49													

Non-Div   Games: Central Ark.	70	61
-------------------------------	----	----

Evansville

Loss, Non-Conf, S Site, H Home A Away N Neutral





Average RPI Win: 268				WON-LOST RECORD		WINNING PCT. RANK		LAST 10 GAMES		STRENGTH OF SCHEDULE		OPP. STRENGTH OF SCHEDULE		TEAM RPI		ADJ. RPI		CONF. RPI		ADJ CONF. RPI			
Average RPI Loss: 164																							
DIV. I ONLY				9- 18		247		5- 5		183		308		265		266		29		29			
DIV. I NON-CONF.				3- 5		216		1- 0		137		254		201		201		29		29			
TOTALS				RPI 1-25		RPI 26-50		W-L RECORDS		RPI 51-100				RPI 100+									
9- 18				0- 0		0- 1		OVERALL		0- 4				9- 13									
6- 5				0- 0		0- 0		HOME		0- 1				6- 4									
2- 13				0- 0		0- 1		AWAY		0- 3				2- 9									
1- 0				0- 0		0- 0		NEUTRAL		0- 0				1- 0									
3- 5				0- 0		0- 1		NON-CONFERENCE		0- 1				3- 3									
2- 0				0- 0		0- 0		HOME		0- 0				2- 0									
0- 5				0- 0		0- 1		AWAY		0- 1				0- 3									
1- 0				0- 0		0- 0		NEUTRAL		0- 0				1- 0									
6- 13				0- 0		0- 0		CONFERENCE		0- 3				6- 10									
4- 5				0- 0		0- 0		HOME		0- 1				4- 4									
2- 8				0- 0		0- 0		AWAY		0- 2				2- 6									
0- 0				0- 0		0- 0		NEUTRAL		0- 0				0- 0									
RPI 1-25				RPI 26-50		RPI 51-100		RPI 101+		Team's RPI: 266													
RPI S	Opponent			Score			RPI S	Opponent			Score			RPI S	Opponent			Score					
	37	A	St. John's (N.Y.)	65	84		59	A	Miami (Fla.)	62	100		103	A	Princeton	51	88						
							95	A	Sacred Heart	44	84		111	A	Quinnipiac	50	80						
							95	A	Sacred Heart	55	83		111	H	Quinnipiac	53	62						
							95	H	Sacred Heart	55	76		112	H	Binghamton	75	64						
												154	A	Robert Morris	65	68							
												154	H	Robert Morris	76	77							
												174	A	UMBC	58	76							
												207	A	Mt. St. Mary's	64	67							
												207	H	Mt. St. Mary's	66	61							
												225	A	Monmouth	67	78							
												225	H	Monmouth	61	57							
												226	A	Long Island	65	67							
												226	H	Long Island	60	66							
												249	H	Northern Colo.	74	58							
												276	A	Central Conn. St.	55	61							
												303	A	Lafayette	59	71							
												308	A	St. Francis (Pa.)	75	65							
												308	H	St. Francis (Pa.)	83	85							
												319	N	Columbia	84	70							
												326	H	St. Francis (N.Y.)	62	54							
												331	A	Wagner	69	50							
												331	H	Wagner	57	55							
				LAST 10 Division I GAMES:																			
				95	A	Sacred Heart	55	83		154	H	Robert Morris	76	77									
				331	H	Wagner	57	55		226	A	Long Island	65	67									
				249	H	Northern Colo.	74	58		207	H	Mt. St. Mary's	66	61									
				225	H	Monmouth	61	57		331	A	Wagner	69	50									
				95	A	Sacred Heart	44	84		226	H	Long Island	60	66									

Non-Div I Games: Barry

67 56

Fairleigh Dickinson



Average RPI Win: 125		WON-LOST	WINNING	LAST 10	STRENGTH OF	OPP. STRENGTH	TEAM	ADJ.	CONF.	ADJ CONF.	
Average RPI Loss: 47		RECORD	PCT. RANK	GAMES	SCHEDULE	OF SCHEDULE	RPI	RPI	RPI	RPI	
DIV. I ONLY		21- 8	46	6- 4	45	39	27	25	2	2	
DIV. I NON-CONF.		12- 1	8	0- 1	84	140	19	19	2	2	
<hr/>											
TOTALS		RPI 1-25		RPI 26-50	W-L RECORDS		RPI 51-100		RPI 100+		
21- 8		3- 4		4- 2	OVERALL		3- 2		11- 1		
12- 3		1- 2		3- 0	HOME		1- 1		7- 0		
7- 4		2- 1		1- 1	AWAY		2- 1		2- 1		
2- 2		0- 1		0- 1	NEUTRAL		0- 0		2- 0		
12- 1		0- 0		3- 2	NON-CONFERENCE		1- 0		8- 0		
8- 0		0- 0		2- 0	HOME		0- 0		6- 0		
3- 1		0- 0		1- 1	AWAY		1- 0		1- 0		
1- 1		0- 0		0- 1	NEUTRAL		0- 0		1- 0		
9- 7		3- 4		1- 0	CONFERENCE		2- 2		3- 1		
4- 3		1- 2		1- 0	HOME		1- 1		1- 0		
4- 3		2- 1		0- 0	AWAY		1- 1		1- 1		
1- 1		0- 1		0- 0	NEUTRAL		0- 0		1- 0		
<hr/>											
RPI 1-25		Team's RPI: 25		RPI 26-50		RPI 51-100		RPI 101+			
RPI	S	Opponent	Score	RPI	S	Opponent	Score	RPI	S	Opponent	Score
2	A	Tennessee	95 93	26	A	Temple	58 55	60	A	Charlotte	93 80
6	H	LSU	79 78	30	A	Florida St.	76 82	82	A	Mississippi	66 58
12	A	Georgia	70 89	30	H	Florida St.	72 62	83	A	Auburn	58 73
12	H	Georgia	55 92	33	N	New Mexico	59 83	83	H	Auburn	72 61
23	A	Kentucky	68 61	38	H	Vanderbilt	73 59	93	H	South Carolina	63 81
23	H	Kentucky	65 80	45	H	Liberty	73 50				
23	N	Kentucky	70 88								
<hr/>											
LAST 10 Division I GAMES:											
		33	N	New Mexico	59	83	6	H	LSU	79	78
		23	N	Kentucky	70	88	93	H	South Carolina	63	81
		186	N	Mississippi St.	98	83	186	A	Mississippi St.	63	48
		2	A	Tennessee	95	93	23	A	Kentucky	68	61
		83	A	Auburn	58	73	83	H	Auburn	72	61

Non-Div I Games:

Florida

Average RPI Win: 296		WON-LOST RECORD		WINNING PCT. RANK		LAST 10 GAMES		STRENGTH OF SCHEDULE		OPP. STRENGTH OF SCHEDULE		TEAM RPI		ADJ. RPI		CONF. RPI		ADJ. CONF. RPI		
DIV. I ONLY		12- 17		208		4- 6		324		328		290		290		30		30		
DIV. I NON-CONF.		4- 5		183		0- 0		310		312		274		274		31		31		
TOTALS		RPI 1-25		RPI 26-50		W-L RECORDS		RPI 51-100		RPI 100+										
12- 17		0- 1		0- 0		OVERALL		0- 0		12- 16										
9- 3		0- 0		0- 0		HOME		0- 0		9- 3										
2- 11		0- 1		0- 0		AWAY		0- 0		2- 10										
1- 3		0- 0		0- 0		NEUTRAL		0- 0		1- 3										
4- 5		0- 1		0- 0		NON-CONFERENCE		0- 0		4- 4										
3- 0		0- 0		0- 0		HOME		0- 0		3- 0										
1- 3		0- 1		0- 0		AWAY		0- 0		1- 2										
0- 2		0- 0		0- 0		NEUTRAL		0- 0		0- 2										
8- 12		0- 0		0- 0		CONFERENCE		0- 0		8- 12										
6- 3		0- 0		0- 0		HOME		0- 0		6- 3										
1- 8		0- 0		0- 0		AWAY		0- 0		1- 8										
1- 1		0- 0		0- 0		NEUTRAL		0- 0		1- 1										
RPI 1-25		RPI 26-50		RPI 51-100		RPI 101+		Team's RPI: 290												
RPI S	Opponent	Score	RPI S	Opponent	Score	RPI S	Opponent	Score	RPI S	Opponent	Score									
25	A Florida	58 73										110	A Coppin St.	38 53						
												110	H Coppin St.	34 52						
												113	N UTSA	61 71						
												126	A Delaware St.	48 55						
												126	H Delaware St.	50 65						
												126	N Delaware St.	44 55						
												190	A Southern Mi ss.	56 90						
												240	A Howard	62 64						
												240	H Howard	75 67						
												247	A Md. -East. Shore	56 75						
												247	H Md. -East. Shore	65 53						
												251	H Mercer	66 54						
												252	A UCF	54 62						
												271	H Stetson	58 49						
												277	N Al corn St.	57 64						
												283	A South Carolina St.	54 62						
												283	H South Carolina St.	66 51						
												294	A N. C. A&T	66 73						
												294	H N. C. A&T	73 75						
												298	A Hampton	58 57						
												307	H Norfolk St.	69 48						
												327	A Bethune-Cookman	46 53						
												327	H Bethune-Cookman	54 50						
												330	A Morgan St.	48 75						
												330	H Morgan St.	57 39						
			</																	

### Non-Div l Games:

Florida A&amp;M

Loss, Non-Conf, S Site, H Home A Away N Neutral

Average RPI Win:	153	WON-LOST	WINNING	LAST 10	STRENGTH OF	OPP. STRENGTH	TEAM	ADJ.	CONF.	ADJ CONF.
Average RPI Loss:	73	RECORD	PCT. RANK	GAMES	SCHEDULE	OF SCHEDULE	RPI	RPI	RPI	RPI

DIV. I ONLY	18- 12	109	6- 4	73	84	74	74	9	9
DIV. I NON-CONF.	7- 6	144	1- 1	73	34	92	91	11	11

TOTALS	RPI 1-25	RPI 26-50	W-L RECORDS	RPI 51-100	RPI 100+
18- 12	1- 4	0- 2	OVERALL	4- 3	14- 4
11- 4	1- 1	0- 2	HOME	3- 0	8- 1
4- 7	0- 2	0- 0	AWAY	1- 3	3- 3
3- 1	0- 1	0- 0	NEUTRAL	0- 0	3- 0
7- 6	1- 1	0- 2	NON-CONFERENCE	1- 2	6- 2
6- 3	1- 0	0- 2	HOME	1- 0	4- 1
1- 4	0- 1	0- 0	AWAY	0- 2	1- 1
1- 0	0- 0	0- 0	NEUTRAL	0- 0	1- 0
11- 6	0- 3	0- 0	CONFERENCE	3- 1	8- 2
6- 1	0- 1	0- 0	HOME	2- 0	4- 0
3- 4	0- 1	0- 0	AWAY	1- 1	2- 2
2- 1	0- 1	0- 0	NEUTRAL	0- 0	2- 0

RPI S	Opponent	Score
14	H Old Domini on	80 76
20	A Western Ky.	49 71
20	H Western Ky.	67 76
20	N Western Ky.	58 66
23	A Kentucky	56 71

RPI S	Opponent	Score
36	H Bowling Green	56 67
43	H South Fla.	50 63

RPI S	Opponent	Score
59	A Mi ami (Fl a. )	63 75
59	A Mi ami (Fl a. )	83 95
62	A Mi ddl e Tenn.	65 70
62	H Mi ddle Tenn.	73 57
71	H Ci nci nnati	81 75
78	A Arkansas St.	67 63
78	H Arkansas St.	54 50

RPI S	Opponent	Score
106	A North Texas	68 65
107	A Kansas	65 73
117	H Arkansas	58 54
123	H South Dakota St.	56 60
143	H Western Mi ch.	66 65
145	A Ark. -Li ttle Rock	60 55
145	H Ark. -Li ttle Rock	60 45
156	H South Ala.	70 60
158	A Denver	45 50
158	N Denver	68 59
164	H Northern Ill.	74 71
175	H La. -Lafayette	72 47
196	H Seton Hall	61 39
215	N Gardner-Webb	65 57
217	A Troy	55 65
259	A Longwood	72 55
310	H New Orleans	87 51
310	N New Orleans	69 46

## LAST 10 Div sion I GAMES:

59	A Mi ami (Fl a. )	83 95	62	H Mi ddle Tenn.	73 57
71	H Ci nci nnati	81 75	20	H Western Ky.	67 76
20	N Western Ky.	58 66	217	A Troy	55 65
158	N Denver	68 59	156	H South Ala.	70 60
310	N New Orleans	69 46	78	A Arkansas St.	67 63

Non-Di v I Games:

Florida Int'l

■ Loss, 
 ■ Non-Conf, 
 ■ S Site, 
 ■ H Home 
 ■ A Away 
 N Neutral

Average RPI Win:		129	WON-LOST		WINNING	LAST 10	STRENGTH OF		OPP. STRENGTH	TEAM	ADJ.	CONF.	ADJ CONF.	
Average RPI Loss:		23	RECORD		PCT. RANK	GAMES	SCHEDULE		OF SCHEDULE	RPI	RPI	RPI	RPI	
DIV. I ONLY		19- 9	64		7- 3		31		17		30	30	1	1
DIV. I NON-CONF.		9- 4	83		1- 1		105		109		72	71	1	1
TOTALS		RPI 1-25	RPI 26-50		W-L RECORDS		RPI 51-100		RPI 100+					
19- 9		2- 7	4- 2		OVERALL		4- 1		10- 0					
13- 2		2- 1	2- 1		HOME		2- 0		7- 0					
6- 6		0- 4	1- 1		AWAY		2- 1		3- 0					
1- 2		0- 2	1- 0		NEUTRAL		0- 0		0- 0					
9- 4		1- 2	1- 2		NON-CONFERENCE		1- 1		7- 0					
7- 1		1- 0	0- 1		HOME		1- 0		5- 0					
2- 3		0- 1	0- 1		AWAY		0- 1		2- 0					
1- 1		0- 1	1- 0		NEUTRAL		0- 0		0- 0					
10- 5		1- 5	3- 0		CONFERENCE		3- 0		3- 0					
6- 1		1- 1	2- 0		HOME		1- 0		2- 0					
4- 3		0- 3	1- 0		AWAY		2- 0		1- 0					
0- 1		0- 1	0- 0		NEUTRAL		0- 0		0- 0					
RPI 1-25		RPI 26-50		Team's RPI: 30		RPI 51-100		RPI 101+						
RPI S	Opponent	Score	RPI S	Opponent	Score	RPI S	Opponent	Score	RPI S	Opponent	Score			
1	A North Carolina	51 68	32	H Boston College	71 60	51	A Xavier	68 75	109	H Wake Forest	70 57			
3	A Duke	68 87	39	N Louisiana Tech	80 71	59	A Miami (Fla.)	79 54	146	A Fla. Atlantic	76 63			
8	A Maryland	57 75	41	A Virginia	67 58	59	H Miami (Fla.)	68 61	186	H Mississippi St.	75 59			
11	H North Carolina St.	75 61	41	H Virginia	60 46	87	A Georgia Tech	59 54	188	A Clemson	80 72			
11	N North Carolina St.	60 64	47	H Washington	69 71	98	H Montana	69 56	188	H Clemson	80 66			
16	H Virginia Tech	69 76	48	A Tulsa	71 80				233	A Fordham	73 50			
19	N Stanford	70 88							239	H Western Caro.	75 67			
25	A Florida	62 72							244	H Ga. Southern	82 57			
25	H Florida	82 76							252	H UCF	81 49			
									312	H Lipscomb	92 42			
LAST 10 Division I GAMES:														
19		N Stanford	70	88	188		A Clemson	80	72					
39		N Louisiana Tech	80	71	59		H Miami (Fla.)	68	61					
11		N North Carolina St.	60	64	16		H Virginia Tech	69	76					
32		H Boston College	71	60	59		A Miami (Fla.)	79	54					
109		H Wake Forest	70	57	11		H North Carolina St.	75	61					

Non-Div I Games:

Florida St.

■ Loss, 
 ■ Non-Conf, 
 ■ S Site, 
 ■ H Home 
 ■ A Away 
 N Neutral

Average RPI Win: 234  
Average RPI Loss: 106

WON-LOST  
RECORD

WINNING  
PCT. RANK

LAST 10  
GAMES

STRENGTH OF  
SCHEDULE

OPP. STRENGTH  
OF SCHEDULE

TEAM  
RPI

ADJ.  
RPI

CONF.  
RPI

ADJ CONF.  
RPI

DIV. I ONLY	10- 18	236	3- 7	225	99	233	233	11	10
DIV. I NON-CONF.	5- 6	168	0- 0	278	92	227	228	9	9

TOTALS	RPI 1-25	RPI 26-50	W-L RECORDS	RPI 51-100	RPI 100+
10- 18	0- 0	0- 3	OVERALL	1- 8	9- 7
6- 7	0- 0	0- 1	HOME	0- 4	6- 2
4- 11	0- 0	0- 2	AWAY	1- 4	3- 5
0- 0	0- 0	0- 0	NEUTRAL	0- 0	0- 0
5- 6	0- 0	0- 1	NON-CONFERENCE	1- 3	4- 2
3- 2	0- 0	0- 1	HOME	0- 1	3- 0
2- 4	0- 0	0- 0	AWAY	1- 2	1- 2
0- 0	0- 0	0- 0	NEUTRAL	0- 0	0- 0
5- 12	0- 0	0- 2	CONFERENCE	0- 5	5- 5
3- 5	0- 0	0- 0	HOME	0- 3	3- 2
2- 7	0- 0	0- 2	AWAY	0- 2	2- 3
0- 0	0- 0	0- 0	NEUTRAL	0- 0	0- 0

RPI 1-25				RPI 26-50				RPI 51-100				RPI 101+				Team's RPI: 233	
RPI	S	Opponent	Score	RPI	S	Opponent	Score	RPI	S	Opponent	Score	RPI	S	Opponent	Score		
26	A	Temple	47 61	26	A	Temple	47 61	51	H	Xavier	70 78	116	A	Richmond	40 66		
30	H	Florida St.	50 73	30	H	Florida St.	50 73	60	H	Charlotte	64 70	138	H	Dayton	64 72		
34	A	George Washington	34 67	34	A	George Washington	34 67	65	A	St. Joseph's	57 70	162	H	Duquesne	57 50		
								65	A	St. Joseph's	43 54	172	A	Massachusetts	63 68		
								65	H	St. Joseph's	40 45	177	H	Georgetown	68 62		
								67	H	Delaware	56 60	204	A	La Salle	76 68		
								71	A	Cincinnati	61 71	210	A	Rhode Island	65 79		
								77	A	Hofstra	63 53	210	H	Rhode Island	54 59		
								92	A	West Virginia	39 83	216	A	Manhattan	55 69		
												220	A	Michigan	55 98		
												228	H	Providence	64 60		
												280	H	St. Louis	70 58		
												284	A	St. Bonaventure	65 51		
												284	H	St. Bonaventure	56 40		
												317	A	Yale	59 53		
												330	H	Morgan St.	71 65		
LAST 10 Division I GAMES:																	
65	A	St. Joseph's	43 54	65	A	St. Joseph's	43 54	172	A	Massachusetts	63 68	172	A	Massachusetts	63 68		
280	H	St. Louis	70 58	280	H	St. Louis	70 58	51	H	Xavier	70 78	51	H	Xavier	70 78		
204	A	La Salle	76 68	204	A	La Salle	76 68	210	H	Rhode Island	54 59	210	H	Rhode Island	54 59		
210	A	Rhode Island	65 79	210	A	Rhode Island	65 79	65	A	St. Joseph's	57 70	65	A	St. Joseph's	57 70		
162	H	Duquesne	57 50	162	H	Duquesne	57 50	138	H	Dayton	64 72	138	H	Dayton	64 72		

Fordham

Fordham

Non-Div I Games:

Fordham

Loss, Non-Conf, S Site, H Home A Away N Neutral



Average RPI Win:		201		WON-LOST		WINNING		LAST 10		STRENGTH OF		OPP. STRENGTH		TEAM		ADJ.		CONF.		ADJ CONF.			
Average RPI Loss:		111		RECORD		PCT. RANK		GAMES		SCHEDULE		OF SCHEDULE		RPI		RPI		RPI		RPI			
DIV. I ONLY		22- 7		33		7- 3				230		157		86		86		15		15			
DIV. I NON-CONF.		8- 4		88		2- 1				234		196		128		131		14		14			
TOTALS		RPI 1-25		RPI 26-50		W-L RECORDS		RPI 51-100		RPI 100+													
22- 7		0- 2		1- 1		OVERALL		1- 2		22- 3													
13- 1		0- 1		1- 0		HOME		1- 0		13- 0													
9- 5		0- 1		0- 1		AWAY		0- 2		9- 2													
0- 1		0- 0		0- 0		NEUTRAL		0- 0		0- 1													
8- 4		0- 2		0- 0		NON-CONFERENCE		1- 2		9- 1													
7- 1		0- 1		0- 0		HOME		1- 0		6- 0													
3- 4		0- 1		0- 0		AWAY		0- 2		3- 1													
0- 0		0- 0		0- 0		NEUTRAL		0- 0		0- 0													
14- 3		0- 0		1- 1		CONFERENCE		0- 0		13- 2													
8- 0		0- 0		1- 0		HOME		0- 0		7- 0													
6- 2		0- 0		0- 1		AWAY		0- 0		6- 1													
0- 1		0- 0		0- 0		NEUTRAL		0- 0		0- 1													
RPI 1-25		RPI 26-50		RPI 51-100		Team's RPI : 86		RPI 101+															
RPI S	Opponent	Score		RPI S	Opponent	Score		RPI S	Opponent	Score		RPI S	Opponent	Score									
13	H Arizona St.	52	68	39	A Loui si ana Tech	61	70	54	A Kansas St.	61	64	102	A Hawai i	69	62								
19	A Stanford	67	89	39	H Loui si ana Tech	67	58	56	H UNLV	77	57	102	H Hawai i	77	52								
								63	A Texas Tech	67	77	149	H UC Santa Barb.	78	59								
												150	H Santa Clara	64	46								
												166	H Ari zona	81	70								
												180	H UC Ri versi de	67	50								
												182	A San Jose St.	63	41								
												182	H San Jose St.	77	60								
												197	A Nevada	67	68								
												197	H Nevada	73	48								
												203	A Boi se St.	65	55								
												203	H Boi se St.	81	64								
												205	A New Mexi co St.	77	61								
												205	H New Mexi co St.	68	52								
												205	N New Mexi co St.	66	74								
												236	A Idaho	76	57								
												236	H Idaho	68	44								
												265	A San Franci sco	73	53								
												273	A UC Ir vine	93	84								
												275	H Cal St. Fullerton	68	50								
												285	A San Diego	56	50								
												301	A Utah Valley St.	64	72								
												302	A Utah St.	60	58								
												302	H Utah St.	70	52								
												328	H Texas Southern	91	62								
				LAST 10 Div sion I GAMES:																			
				54	A Kansas St.	61	64	302	H Utah St.	70	52												
				56	H UNLV	77	57	203	A Boi se St.	65	55												
				149	H UC Santa Barb.	78	59	182	H San Jose St.	77	60												
				205	N New Mexi co St.	66	74	197	A Nevada	67	68												
				197	H Nevada	73	48	182	A San Jose St.	63	41												

Non-Di v I Games:

Fresno St.

Loss, 
Non-Conf, S Site, 
H Home
A Away 
N Neutral

Average RPI Win: 256  
Average RPI Loss: 162

WON-LOST  
RECORD

WINNING  
PCT. RANK

LAST 10  
GAMES

STRENGTH OF  
SCHEDULE

OPP. STRENGTH  
OF SCHEDULE

TEAM  
RPI

ADJ.  
RPI

CONF.  
RPI

ADJ CONF.  
RPI

DIV. I ONLY	9- 20	264	3- 7	254	218	281	281	21	21
DIV. I NON-CONF.	3- 6	235	0- 0	265	129	261	261	18	18

TOTALS RPI 1-25

RPI 26-50

W-L RECORDS

RPI 51-100

RPI 100+

9- 20 0- 1

0- 3

OVERALL

0- 1

9- 15

6- 7 0- 0

0- 1

HOME

0- 1

6- 5

1- 11 0- 1

0- 1

AWAY

0- 0

1- 9

2- 2 0- 0

0- 1

NEUTRAL

0- 0

2- 1

3- 6 0- 1

0- 0

NON-CONFERENCE

0- 1

3- 4

2- 2 0- 0

0- 0

HOME

0- 1

2- 1

0- 3 0- 1

0- 0

AWAY

0- 0

0- 2

1- 1 0- 0

0- 0

NEUTRAL

0- 0

1- 1

6- 14 0- 0

0- 3

CONFERENCE

0- 0

6- 11

4- 5 0- 0

0- 1

HOME

0- 0

4- 4

1- 8 0- 0

0- 1

AWAY

0- 0

1- 7

1- 1 0- 0

0- 1

NEUTRAL

0- 0

1- 0

RPI S Opponent Score  
8 A Maryland 58 92

RPI S Opponent Score  
35 A Chattanooga 44 67  
35 H Chattanooga 65 75  
35 N Chattanooga 51 70

RPI S Opponent Score  
83 H Auburn 42 86

RPI S Opponent Score Team's RPI: 281  
136 A UNC Greensboro 48 72  
136 H UNC Greensboro 66 69  
140 A Davidson 58 65  
140 H Davidson 65 61  
147 A Coastal Caro. 67 71  
165 A UNC Asheville 62 66  
166 N Arizona 63 96  
188 H Clemson 55 82  
198 A Appalachian St. 67 60  
198 H Appalachian St. 44 58  
230 A Elon 56 61  
230 H Elon 47 50  
239 A Western Caro. 73 79  
239 H Western Caro. 49 63  
244 A Ga. Southern 48 65  
244 H Ga. Southern 73 62  
247 N Md. -East. Shore 86 81  
267 A Col. of Charleston 50 52  
267 H Col. of Charleston 64 55  
267 N Col. of Charleston 66 63  
305 H American 61 48  
314 A Wofford 69 70  
314 H Wofford 69 53  
325 H Kennesaw St. 98 95

LAST 10 Division I GAMES:

35 N Chattanooga 51 70  
267 N Col. of Charleston 66 63  
140 A Davidson 58 65  
230 H Elon 47 50  
239 H Western Caro. 49 63

35 A Chattanooga 44 67  
314 H Wofford 69 53  
267 H Col. of Charleston 64 55  
136 A UNC Greensboro 48 72  
198 H Appalachian St. 44 58

Non-Div I Games: Alas. Anchorage 74 54

Furman

Loss, Non-Conf, S Site, H Home A Away N Neutral

Average RPI Win: 243				WON-LOST	WINNING	LAST 10	STRENGTH OF		OPP. STRENGTH	TEAM	ADJ.	CONF.	ADJ CONF.
Average RPI Loss: 149				RECORD	PCT. RANK	GAMES	SCHEDULE		OF SCHEDULE	RPI	RPI	RPI	RPI
DIV. I ONLY				11- 18	227	3- 7	235		207	246	244	21	21
DIV. I NON-CONF.				3- 6	235	0- 0	143		66	206	202	18	18

TOTALS	RPI 1-25	RPI 26-50	W-L RECORDS	RPI 51-100	RPI 100+
11- 18	0- 0	0- 4	OVERALL	1- 1	10- 13
5- 4	0- 0	0- 1	HOME	0- 0	5- 3
4- 12	0- 0	0- 2	AWAY	1- 1	3- 9
2- 2	0- 0	0- 1	NEUTRAL	0- 0	2- 1
3- 6	0- 0	0- 2	NON-CONFERENCE	1- 1	2- 3
0- 0	0- 0	0- 0	HOME	0- 0	0- 0
2- 5	0- 0	0- 1	AWAY	1- 1	1- 3
1- 1	0- 0	0- 1	NEUTRAL	0- 0	1- 0
8- 12	0- 0	0- 2	CONFERENCE	0- 0	8- 10
5- 4	0- 0	0- 1	HOME	0- 0	5- 3
2- 7	0- 0	0- 1	AWAY	0- 0	2- 6
1- 1	0- 0	0- 0	NEUTRAL	0- 0	1- 1

RPI 1-25				
RPI	S	Opponent	Score	
30	A	Florida St.	57	82
35	A	Chattanooga	60	81
35	H	Chattanooga	48	65
49	N	Louisville	44	88
LAST 10 Division I Games:				
136	N	UNC Greensboro	56	68
314	N	Wofford	77	66
267	H	Col. of Charleston	65	61
35	A	Chattanooga	60	81
198	H	Appalachian St.	73	78

RPI 26-50				
RPI	S	Opponent	Score	
30	A	Florida St.	57	82
35	A	Chattanooga	60	81
35	H	Chattanooga	48	65
49	N	Louisville	44	88
LAST 10 Division I Games:				
136	N	UNC Greensboro	56	68
314	N	Wofford	77	66
267	H	Col. of Charleston	65	61
35	A	Chattanooga	60	81
198	H	Appalachian St.	73	78

RPI 51-100				
RPI	S	Opponent	Score	
62	A	Middle Tenn.	58	80
93	A	South Carolina	73	66
Division II Games:				
136	N	UNC Greensboro	56	68
314	N	Wofford	77	66
267	H	Col. of Charleston	65	61
35	A	Chattanooga	60	81
198	H	Appalachian St.	73	78

Team's RPI: 244+ Opponent Score				
RPI	S	Opponent	Score	
131	A	Alabama	71	76
136	A	UNC Greensboro	62	72
136	H	UNC Greensboro	74	63
136	N	UNC Greensboro	56	68
140	A	Davidson	52	71
140	H	Davidson	52	67
156	A	South Ala.	59	75
170	N	Southern U.	57	53
198	A	Appalachian St.	75	78
198	H	Appalachian St.	73	78
217	A	Troy	71	74
230	A	Elon	48	58
230	H	Elon	64	58
239	A	Western Caro.	72	70
239	H	Western Caro.	62	65
267	A	Col. of Charleston	66	79
267	H	Col. of Charleston	65	61
281	A	Furman	62	73
281	H	Furman	65	48
313	A	Centenary (La.)	85	79
314	A	Wofford	82	63
314	H	Wofford	80	73
314	N	Wofford	77	66

### Non-Div I Games:

Ga. Southern

Loss, Non-Conf, S Site, H Home A Away N Neutral

Average RPI Win: 253		WON-LOST RECORD		WINNING PCT. RANK		LAST 10 GAMES		STRENGTH OF SCHEDULE		OPP. STRENGTH OF SCHEDULE		TEAM RPI		ADJ. RPI		CONF. RPI		ADJ. CONF. RPI			
DIV. I ONLY		14- 16		181		6- 4		216		313		211		215		25		26			
DIV. I NON-CONF.		4- 7		222		1- 0		282		322		272		276		30		30			
TOTALS		RPI 1-25		RPI 26-50		W-L RECORDS		RPI 51-100		RPI 100+											
14- 16		0- 0		0- 0		OVERALL		0- 2		14- 14											
7- 6		0- 0		0- 0		HOME		0- 1		7- 5											
5- 7		0- 0		0- 0		AWAY		0- 0		5- 7											
2- 3		0- 0		0- 0		NEUTRAL		0- 1		2- 2											
4- 7		0- 0		0- 0		NON-CONFERENCE		0- 2		4- 5											
2- 3		0- 0		0- 0		HOME		0- 1		2- 2											
2- 2		0- 0		0- 0		AWAY		0- 0		2- 2											
0- 2		0- 0		0- 0		NEUTRAL		0- 1		0- 1											
10- 9		0- 0		0- 0		CONFERENCE		0- 0		10- 9											
5- 3		0- 0		0- 0		HOME		0- 0		5- 3											
3- 5		0- 0		0- 0		AWAY		0- 0		3- 5											
2- 1		0- 0		0- 0		NEUTRAL		0- 0		2- 1											
RPI 1-25		RPI 26-50		RPI 51-100		RPI 101+		Team's RPI: 215													
RPI S	Opponent	Score	RPI S	Opponent	Score	RPI S	Opponent	Score	RPI S	Opponent	Score	RPI S	Opponent	Score	RPI S	Opponent	Score	RPI S	Opponent	Score	
						74 N	Florida Int'l	57 65	122	A	Army	54 67									
						85 H	High Point	60 73	125	A	Belmont	50 63									
									125	H	Belmont	70 85									
									125	N	Belmont	72 60									
									146	A	Fla. Atlantic	64 70									
									146	H	Fla. Atlantic	55 64									
									146	N	Fla. Atlantic	63 74									
									161	A	East Tenn. St.	72 68									
									161	H	East Tenn. St.	74 50									
									165	H	UNC Asheville	46 58									
									247	N	Md.-East. Shore	67 77									
									251	A	Mercer	77 74									
									251	H	Mercer	74 49									
									260	A	Campbel I	66 54									
									260	H	Campbel I	59 71									
									260	N	Campbel I	71 65									
									261	A	North Fla.	42 57									
									261	H	North Fla.	74 58									
									271	A	Stetson	59 67									
									271	H	Stetson	62 53									
									283	A	South Carolina St.	68 61									
									297	A	Jacksonville	53 65									
									297	H	Jacksonville	64 52									
									312	A	Lipscomb	51 52									
									312	H	Lipscomb	59 47									
									314	H	Wofford	57 64									
									325	A	Kennesaw St.	69 43									
									325	H	Kennesaw St.	91 88									
				LAST 10 Division I GAMES:																	
						146	N	Fla. Atlantic	63 74	146	A	Fla. Atlantic	64 70	312	H	Lipscomb	59 47				
						125	N	Belmont	72 60	251	A	Mercer	77 74	314	H	Wofford	57 64				
						260	N	Campbel I	71 65	271	A	Stetson	59 67	325	A	Kennesaw St.	69 43				
						161	H	East Tenn. St.	74 50	125	H	Belmont	70 85	325	H	Kennesaw St.	91 88				
						325	H	Kennesaw St.	91 88	312	H	Lipscomb	59 47								

Gardner-Webb

Gardner-Webb

### Non-Div I Games:

Gardner-Webb

■ Loss, ■ Non-Conf, S Site, H Home A Away N Neutral

Average RPI Win: 170		WON-LOST RECORD	WINNING PCT. RANK	LAST 10 GAMES	STRENGTH OF SCHEDULE	OPP. STRENGTH OF SCHEDULE	TEAM RPI	ADJ. RPI	CONF. RPI	ADJ CONF. RPI
Average RPI Loss: 89										
DIV. I ONLY		12- 17	208	5- 5	78	86	133	128	8	8
DIV. I NON-CONF.		4- 5	183	0- 0	96	43	133	134	8	8
<hr/>										
TOTALS		RPI 1-25		RPI 26-50	W-L RECORDS		RPI 51-100		RPI 100+	
12- 17		0- 4		0- 2	OVERALL		2- 5		10- 6	
6- 9		0- 3		0- 1	HOME		0- 2		6- 3	
6- 6		0- 1		0- 1	AWAY		2- 1		4- 3	
0- 2		0- 0		0- 0	NEUTRAL		0- 2		0- 0	
4- 5		0- 1		0- 0	NON-CONFERENCE		1- 3		3- 1	
2- 2		0- 1		0- 0	HOME		0- 1		2- 0	
2- 1		0- 0		0- 0	AWAY		1- 0		1- 1	
0- 2		0- 0		0- 0	NEUTRAL		0- 2		0- 0	
8- 12		0- 3		0- 2	CONFERENCE		1- 2		7- 5	
4- 7		0- 2		0- 1	HOME		0- 1		4- 3	
4- 5		0- 1		0- 1	AWAY		1- 1		3- 2	
0- 0		0- 0		0- 0	NEUTRAL		0- 0		0- 0	
<hr/>										
RPI 1-25		RPI 26-50		RPI 51-100		RPI 101+		Team's RPI: 128		
RPI S	Opponent	Score	RPI S	Opponent	Score	RPI S	Opponent	Score	RPI S	Opponent
8	H Maryland	33 70	50	A James Madison	39 67	59	A Miami (Fla.)	68 61	118	A William & Mary
14	A Old Dominion	55 71	50	H James Madison	50 68	67	A Delaware	47 67	118	H William & Mary
14	H Old Dominion	33 81				67	H Delaware	63 74	120	H Drexel
14	H Old Dominion	50 66				77	A Hofstra	67 65	133	A Brown
						78	N Arkansas St.	66 74	144	A UNC Wilmington
						83	N Auburn	36 77	144	H UNC Wilmington
						96	H Penn St.	62 68	163	A Va. Commonwealth
									163	H Va. Commonwealth
									163	H Va. Commonwealth
									207	H Mt. St. Mary's
									224	H Towson
									231	A Siena
									232	A Northeastern
									232	H Northeastern
									238	A Georgia St.
									240	H Howard
<hr/>										
LAST 10 Division I GAMES:										
14	H Old Dominion	50 66	163	H Va. Commonwealth	54 58	50	A James Madison	39 67		
163	H Va. Commonwealth	74 60	232	A Northeastern	67 58	14	H Old Dominion	33 81		
144	A UNC Wilmington	48 61	118	A William & Mary	58 55					
224	H Towson	50 45								
238	A Georgia St.	83 70								

George Mason

Non-Div I Games:

George Mason

Loss, 
Non-Conf, S Site, 
H Home
A Away 
N Neutral

George Washington				Through Games of Sunday, March 12, 2000																			
Average RPI Win:		132		WON-LOST RECORD		WINNING PCT. RANK		LAST 10 GAMES		STRENGTH OF SCHEDULE		OPP. STRENGTH OF SCHEDULE		TEAM RPI		ADJ. RPI		CONF. RPI		ADJ CONF. RPI			
Average RPI Loss:		53																					
DIV. I ONLY				22- 8		41		7- 3		59		57		38		34		11		10			
DIV. I NON-CONF.				7- 4		101		1- 1		65		2		59		52		9		9			
TOTALS				RPI 1-25		RPI 26-50		W-L RECORDS		RPI 51-100				RPI 100+									
22- 8				2- 3		4- 2		OVERALL		5- 2				12- 2									
13- 3				0- 1		2- 1		HOME		3- 0				8- 1									
7- 3				1- 1		2- 0		AWAY		2- 1				3- 1									
2- 3				1- 1		0- 1		NEUTRAL		0- 1				1- 0									
7- 4				2- 3		2- 1		NON-CONFERENCE		1- 1				3- 0									
5- 2				0- 1		1- 1		HOME		1- 0				3- 0									
2- 1				1- 1		1- 0		AWAY		0- 0				0- 0									
1- 2				1- 1		0- 0		NEUTRAL		0- 1				0- 0									
15- 4				0- 0		2- 1		CONFERENCE		4- 1				9- 2									
8- 1				0- 0		1- 0		HOME		2- 0				5- 1									
6- 2				0- 0		1- 0		AWAY		2- 1				3- 1									
1- 1				0- 0		0- 1		NEUTRAL		0- 0				1- 0									
RPI 1-25				RPI 26-50		Team's RPI: 34		RPI 51-100		RPI 101+													
RPI S	Opponent			Score		RPI S	Opponent			Score		RPI S	Opponent			Score							
2	H	Tennessee		43 59		26	A	Temple		55 50		51	A	Xavi er		62 67		116	A	Ri chmond		70 59	
2	N	Tennessee		53 66		26	H	Temple		58 41		51	H	Xavi er		64 58		116	H	Ri chmond		63 67	
11	A	North Caroli na St.		71 76		26	N	Temple		54 59		52	N	Texas		54 59		116	N	Ri chmond		61 51	
14	A	Ol d Domi ni on		87 72		40	H	Stony Brook		77 55		60	H	Charl otte		69 65		138	H	Dayton		75 64	
24	N	Purdue		49 47		41	H	Vi rgi ni a		53 66		65	A	St. Joseph's		64 56		162	A	Duquesne		63 56	
						44	A	Vi l l anova		68 60		65	A	St. Joseph's		53 51		172	A	Massachusetts		53 55	
												91	H	Southern Methodi st		76 58		204	H	La Salle		67 49	
																		210	A	Rhode Isl and		72 54	
																		219	H	Mai ne		57 47	
																		233	H	Fordham		67 34	
																		262	H	Sacramento St.		63 42	
																		280	H	St. Loui s		84 46	
																		284	H	St. Bonaventure		62 41	
																		317	H	Yal e		88 37	
								LAST 10 Di v		si on I GAMES:													
						2	N	Tennessee		53 66		60	H	Charl otte		69 65							
						14	A	Ol d Domi ni on		87 72		26	A	Temple		55 50							
						26	N	Temple		54 59		116	H	Ri chmond		63 67							
						65	A	St. Joseph's		53 51		204	H	La Sal l e		67 49							
						116	N	Ri chmond		61 51		284	H	St. Bonaventure		62 41							

Non-Div I Games:

George Washington

■ Loss, 
 ■ Non-Conf, S Site, 
 ■ Home 
 ■ Away 
 N Neutral

Average RPI Win:	229	WON-LOST	WINNING	LAST 10	STRENGTH OF	OPP. STRENGTH	TEAM	ADJ.	CONF.	ADJ CONF.
Average RPI Loss:	70	RECORD	PCT. RANK	GAMES	SCHEDULE	OF SCHEDULE	RPI	RPI	RPI	RPI

DIV. I ONLY	10- 17	233	2- 8	101	82	175	177	3	3
DIV. I NON-CONF.	7- 4	101	0- 0	289	281	176	180	6	6

TOTALS	RPI 1-25	RPI 26-50	W-L RECORDS	RPI 51-100	RPI 100+
10- 17	0- 4	0- 5	OVERALL	0- 6	10- 2
6- 6	0- 2	0- 3	HOME	0- 1	6- 0
3- 10	0- 2	0- 2	AWAY	0- 5	3- 1
1- 1	0- 0	0- 0	NEUTRAL	0- 0	1- 1
7- 4	0- 1	0- 0	NON-CONFERENCE	0- 1	7- 2
4- 0	0- 0	0- 0	HOME	0- 0	4- 0
2- 3	0- 1	0- 0	AWAY	0- 1	2- 1
1- 1	0- 0	0- 0	NEUTRAL	0- 0	1- 1
3- 13	0- 3	0- 5	CONFERENCE	0- 5	3- 0
2- 6	0- 2	0- 3	HOME	0- 1	2- 0
1- 7	0- 1	0- 2	AWAY	0- 4	1- 0
0- 0	0- 0	0- 0	NEUTRAL	0- 0	0- 0

RPI 1-25				RPI 26-50				RPI 51-100				RPI 101+				Team's RPI: 177	
RPI	S	Opponent	Score	RPI	S	Opponent	Score	RPI	S	Opponent	Score	RPI	S	Opponent	Score		
4	A	Connecticut	38 80	27	H	Notre Dame	52 54	57	A	Marquette	60 67	146	A	Fla. Atlantic	71 62		
9	H	Rutgers	51 65	37	H	St. John's (N. Y.)	54 74	66	A	Pittsburgh	62 79	179	A	Syracuse	58 51		
15	H	DePaul	58 64	43	H	South Fla.	57 71	67	A	Delaware	43 65	188	H	Clemson	69 56		
23	A	Kentucky	47 63	44	A	Villanova	50 67	71	A	Cincinnati	68 87	196	H	Seton Hall	64 52		
				49	A	Louisville	68 89	71	H	Cincinnati	47 63	198	H	Appalachian St.	59 44		
								92	A	West Virginia	54 65	207	H	Mt. St. Mary's	68 60		
												228	H	Providence	79 67		
												233	A	Fordham	62 68		
												286	N	North Dakota St.	51 64		
												305	H	American	64 60		
												312	N	Lipscomb	77 45		
												332	A	Savannah St.	67 59		
LAST 10 Division I GAMES:																	
43	H	South Fla.	57 71	179	A	Syracuse	58 51										
44	A	Villanova	50 67	196	H	Seton Hall	64 52										
71	H	Cincinnati	47 63	66	A	Pittsburgh	62 79										
57	A	Marquette	60 67	9	H	Rutgers	51 65										
15	H	DePaul	58 64	71	A	Cincinnati	68 87										





Georgia St.				through games of Sunday, March 12, 2000							
Average RPI Win:		238	WON-LOST	WINNING	LAST 10	STRENGTH OF	OPP. STRENGTH	TEAM	ADJ.	CONF.	ADJ CONF.
Average RPI Loss:		109	RECORD	PCT. RANK	GAMES	SCHEDULE	OF SCHEDULE	RPI	RPI	RPI	RPI
DIV. I ONLY		9- 20	264	2- 8		162	120	242	238	8	8
DIV. I NON-CONF.		5- 4	123	0- 0		249	306	185	184	8	8
<hr/>											
TOTALS		RPI 1-25		RPI 26-50		W-L RECORDS			RPI 51-100		RPI 100+
9- 20		0- 2		0- 1		OVERALL			0- 6		9- 11
4- 10		0- 1		0- 0		HOME			0- 3		4- 6
3- 9		0- 1		0- 1		AWAY			0- 2		3- 5
2- 1		0- 0		0- 0		NEUTRAL			0- 1		2- 0
5- 4		0- 0		0- 0		NON-CONFERENCE			0- 2		5- 2
3- 2		0- 0		0- 0		HOME			0- 1		3- 1
1- 2		0- 0		0- 0		AWAY			0- 1		1- 1
1- 0		0- 0		0- 0		NEUTRAL			0- 0		1- 0
4- 16		0- 2		0- 1		CONFERENCE			0- 4		4- 9
1- 8		0- 1		0- 0		HOME			0- 2		1- 5
2- 7		0- 1		0- 1		AWAY			0- 1		2- 4
1- 1		0- 0		0- 0		NEUTRAL			0- 1		1- 0
<hr/>											
RPI 1-25			RPI 26-50			RPI 51-100			RPI 101+		Team's RPI: 238
RPI	S	Opponent	Score	RPI	S	Opponent	Score	RPI	S	Opponent	Score
14	A	Old Domini on	50 89	50	A	James Madi son	54 79	62	A	Mi ddl e Tenn.	51 69
14	H	Old Domini on	56 82					67	H	Del aware	49 70
								77	A	Hofstra	68 84
								77	H	Hofstra	49 74
								77	N	Hofstra	77 86
								87	H	Georgi a Tech	51 60

Non-Div I Games:

Georgia St.

Average RPI Win: 198

Average RPI Loss: 33

WON-LOST  
RECORDWINNING  
PCT. RANKLAST 10  
GAMESSTRENGTH OF  
SCHEDULEOPP. STRENGTH  
OF SCHEDULETEAM  
RPIADJ.  
RPICONF.  
RPIADJ CONF.  
RPI

DIV. I ONLY

14- 15

173

2- 8

44

31

88

87

1

1

DIV. I NON-CONF.

11- 2

24

0- 0

190

199

67

67

1

1

TOTALS

RPI 1-25

RPI 26-50

W-L RECORDS

RPI 51-100

RPI 100+

14- 15

0- 9

1- 3

OVERALL

1- 2

12- 1

11- 5

0- 3

1- 1

HOME

0- 1

10- 0

2- 8

0- 4

0- 2

AWAY

0- 1

2- 1

1- 2

0- 2

0- 0

NEUTRAL

1- 0

0- 0

11- 2

0- 2

1- 0

NON-CONFERENCE

0- 0

10- 0

9- 0

0- 0

1- 0

HOME

0- 0

8- 0

2- 1

0- 1

0- 0

AWAY

0- 0

2- 0

0- 1

0- 1

0- 0

NEUTRAL

0- 0

0- 0

3- 13

0- 7

0- 3

CONFERENCE

1- 2

2- 1

2- 5

0- 3

0- 1

HOME

0- 1

2- 0

0- 7

0- 3

0- 2

AWAY

0- 1

0- 1

1- 1

0- 1

0- 0

NEUTRAL

1- 0

0- 0

RPI 1-25

RPI 26-50

RPI 51-100

Team's RPI: 87

RPI 101+

RPI	S	Opponent	Score
1	A	North Carolina	56 85
1	H	North Carolina	56 75
3	H	Duke	59 67
8	A	Maryland	71 79
8	N	Maryland	66 71
11	A	North Carolina St.	53 65
12	A	Georgia	66 72
16	H	Virginia Tech	54 70
23	N	Kentucky	62 66

RPI	S	Opponent	Score
30	H	Florida St.	54 59
32	A	Boston College	55 57
41	A	Virginia	51 57
48	H	Tulsa	54 38

RPI	S	Opponent	Score
59	A	Miami (Fla.)	85 90
59	H	Miami (Fla.)	63 75
59	N	Miami (Fla.)	79 62

RPI	S	Opponent	Score
109	H	Wake Forest	66 61
155	A	UAB	68 55
172	H	Massachusetts	57 43
188	A	Clemson	63 72
188	H	Clemson	83 64
198	H	Appalachian St.	68 45
217	H	Troy	69 43
238	A	Georgia St.	60 51
254	H	Alabama St.	76 46
259	H	Longwood	81 41
267	H	Col. of Charleston	66 50
285	H	San Diego	56 51
316	H	Ark. - Pine Bluff	74 36

LAST 10 Division I GAMES:

8	N	Maryland	66 71	11	A	North Carolina St.	53 65
59	N	Miami (Fla.)	79 62	32	A	Boston College	55 57
59	A	Miami (Fla.)	85 90	1	H	North Carolina	56 75
41	A	Virginia	51 57	30	H	Florida St.	54 59
16	H	Virginia Tech	54 70	188	H	Clemson	83 64

Non-Div I Games:

Georgia Tech

Average RPI Win: 241				WON-LOST RECORD		WINNING PCT. RANK		LAST 10 GAMES		STRENGTH OF SCHEDULE		OPP. STRENGTH OF SCHEDULE		TEAM RPI		ADJ. RPI		CONF. RPI		ADJ CONF. RPI	
DIV. I ONLY				16- 14		149		8- 2		194		202		166		168		24		24	
DIV. I NON-CONF.				5- 10		235		0- 0		91		126		184		188		21		21	
TOTALS		RPI 1-25		RPI 26-50		W-L RECORDS		RPI 51-100		RPI 100+											
16- 14		0- 4		0- 0		OVERALL		0- 1		16- 9											
10- 2		0- 0		0- 0		HOME		0- 1		10- 1											
4- 9		0- 1		0- 0		AWAY		0- 0		4- 8											
2- 3		0- 3		0- 0		NEUTRAL		0- 0		2- 0											
5- 10		0- 4		0- 0		NON-CONFERENCE		0- 1		5- 5											
3- 1		0- 0		0- 0		HOME		0- 1		3- 0											
0- 6		0- 1		0- 0		AWAY		0- 0		0- 5											
2- 3		0- 3		0- 0		NEUTRAL		0- 0		2- 0											
11- 4		0- 0		0- 0		CONFERENCE		0- 0		11- 4											
7- 1		0- 0		0- 0		HOME		0- 0		7- 1											
4- 3		0- 0		0- 0		AWAY		0- 0		4- 3											
0- 0		0- 0		0- 0		NEUTRAL		0- 0		0- 0											
RPI 1-25				RPI 26-50				RPI 51-100				RPI 101+				Team's RPI: 168					
RPI	S	Opponent	Score	RPI	S	Opponent	Score	RPI	S	Opponent	Score	RPI	S	Opponent	Score						
2	N	Tennessee	65 79					98	H	Montana	60 72	141	A	Loyol a Marymount	46 75						
8	N	Maryl and	50 88									141	H	Loyol a Marymount	53 43						
17	A	Utah	54 81									150	A	Santa Clara	52 74						
18	N	Mi chi gan St.	45 60									150	H	Santa Clara	70 60						
												158	A	Denver	52 60						
												173	A	Pepperdi ne	58 59						
												173	H	Pepperdi ne	55 38						
												182	A	San Jose St.	61 69						
												182	H	San Jose St.	68 53						
												202	H	Eastern Wash.	54 51						
												235	H	Portland St.	81 57						
												236	A	Idaho	62 69						
												249	N	Northern Colo.	69 48						
												253	A	St. Mary' s (Cal .)	68 58						
												253	H	St. Mary' s (Cal .)	56 42						
												262	A	Sacramento St.	54 73						
												265	A	San Franci sco	71 53						
												265	H	San Franci sco	54 42						
												265	H	San Franci sco	67 75						
												272	N	Northwestern St.	92 68						
												285	A	San Di ego	58 51						
												285	H	San Di ego	81 66						
												301	A	Utah Valley St.	51 60						
												321	A	Portl and	46 41						
												321	H	Portl and	67 60						
				LAST 10 Divi sion I GAMES:																	
				265	H	San Franci sco	67 75	321	A	Portl and	46 41	321	H	Portl and	67 60						
				265	A	San Franci sco	71 53	253	A	St. Mary' s (Cal .)	68 58										
				285	A	San Di ego	58 51	150	A	Santa Clara	52 74										
				173	H	Pepperdi ne	55 38	321	H	Portl and	67 60										
				141	H	Loyol a Marymount	53 43	265	H	San Franci sco	54 42										

### Non-Div I Games:

Gonzaga

Loss, Non-Conf, S Site, H Home A Away N Neutral

Average RPI Win: 272		WON-LOST	WINNING	LAST 10	STRENGTH OF	OPP. STRENGTH	TEAM	ADJ.	CONF.	ADJ CONF.
Average RPI Loss: 221		RECORD	PCT. RANK	GAMES	SCHEDULE	OF SCHEDULE	RPI	RPI	RPI	RPI
DIV. I ONLY	10- 15	214	4- 6	307	323	286	288	32	32	
DIV. I NON-CONF.	3- 3	148	0- 0	242	124	191	190	32	32	
TOTALS	RPI 1-25	RPI 26-50	W-L RECORDS	RPI 51-100	RPI 100+					
10- 15	0- 0	0- 1	OVERALL	0- 1	10- 13					
3- 7	0- 0	0- 0	HOME	0- 0	3- 7					
6- 7	0- 0	0- 1	AWAY	0- 1	6- 5					
1- 1	0- 0	0- 0	NEUTRAL	0- 0	1- 1					
3- 3	0- 0	0- 1	NON-CONFERENCE	0- 1	3- 1					
1- 0	0- 0	0- 0	HOME	0- 0	1- 0					
1- 3	0- 0	0- 1	AWAY	0- 1	1- 1					
1- 0	0- 0	0- 0	NEUTRAL	0- 0	1- 0					
7- 12	0- 0	0- 0	CONFERENCE	0- 0	7- 12					
2- 7	0- 0	0- 0	HOME	0- 0	2- 7					
5- 4	0- 0	0- 0	AWAY	0- 0	5- 4					
0- 1	0- 0	0- 0	NEUTRAL	0- 0	0- 1					
RPI S	RPI 1-25	Score	RPI S	RPI 26-50	Score	RPI S	RPI 51-100	Score	RPI S	RPI 101+ Team's RPI: 288
	Opponent			Opponent			Opponent			Score
			39	A Loui si ana Tech	55 84	80	A Nebraska	40 69	117	A Arkansas 69 88
									170	A Southern U. 54 55
									170	H Southern U. 63 54
									170	N Southern U. 76 84
									214	A Jackson St. 66 61
									214	H Jackson St. 62 80
									222	A McNeese St. 68 67
									243	A Mi ssi ssi ppi Val . 48 71
									243	H Mi ssi ssi ppi Val . 73 79
									254	A Al abama St. 77 78
									254	H Al abama St. 69 79
									277	A Al corn St. 73 71
									277	H Al corn St. 57 71
									282	A Al abama A&M 73 68
									282	H Al abama A&M 53 62
									295	N Ni chol l s St. 61 54
									298	H Hampton 91 80
									316	A Ark. -Pi ne Bl uff 76 75
									316	H Ark. -Pi ne Bl uff 81 71
									324	A Prai rie View 73 79
									324	H Prai rie View 70 75
									328	A Texas Southern 79 71
									328	H Texas Southern 62 76
			LAST 10 Div sion I GAMES:							
			170	N Southern U. 76 84	214	H Jackson St. 62 80				
			282	A Al abama A&M 73 68	324	A Prai rie View 73 79				
			254	A Al abama St. 77 78	328	A Texas Southern 79 71				
			243	H Mi ssi ssi ppi Val . 73 79	277	H Al corn St. 57 71				
			316	H Ark. -Pi ne Bl uff 81 71	170	H Southern U. 63 54				

Non-Div I Games: Fort Valley St. 61 54

Grambling

■ Loss, 
 ■ Non-Conf, 
 ■ S Site, 
 ■ H Home 
 ■ A Away 
 N Neutral

Average RPI Win: 249				WON-LOST RECORD		WINNING PCT. RANK		LAST 10 GAMES		STRENGTH OF SCHEDULE		OPP. STRENGTH OF SCHEDULE		TEAM RPI		ADJ. RPI		CONF. RPI		ADJ CONF. RPI			
DIV. I ONLY				7- 22		296		4- 6		208		315		295		298		30		30			
DIV. I NON-CONF.				0- 9		322		0- 0		83		168		299		296		31		31			
TOTALS				RPI 1-25		RPI 26-50		W-L RECORDS		RPI 51-100				RPI 100+									
7- 22				0- 0		0- 2		OVERALL		0- 1				7- 19									
4- 7				0- 0		0- 1		HOME		0- 0				4- 6									
2- 13				0- 0		0- 1		AWAY		0- 0				2- 12									
1- 2				0- 0		0- 0		NEUTRAL		0- 1				1- 1									
0- 9				0- 0		0- 2		NON-CONFERENCE		0- 1				0- 6									
0- 2				0- 0		0- 1		HOME		0- 0				0- 1									
0- 6				0- 0		0- 1		AWAY		0- 0				0- 5									
0- 1				0- 0		0- 0		NEUTRAL		0- 1				0- 0									
7- 13				0- 0		0- 0		CONFERENCE		0- 0				7- 13									
4- 5				0- 0		0- 0		HOME		0- 0				4- 5									
2- 7				0- 0		0- 0		AWAY		0- 0				2- 7									
1- 1				0- 0		0- 0		NEUTRAL		0- 0				1- 1									
RPI 1-25				RPI 26-50		RPI 51-100		RPI 101+		Team's RPI: 298													
RPI S	Opponent			Score			RPI S	Opponent			Score			RPI S	Opponent			Score					
26	H	Temple		38	81		78	N	Arkansas St.		71	97	110	A	Coppin St.		48	65					
50	A	James Madison		50	68								110	H	Coppin St.		39	64					
													110	N	Coppin St.		57	70					
													116	A	Richmond		47	77					
													118	H	William & Mary		57	66					
													126	A	Delaware St.		65	58					
													126	H	Delaware St.		64	59					
													133	A	Brown		71	86					
													175	A	La.-Lafayette		54	68					
													238	A	Georgia St.		59	64					
													240	A	Howard		70	101					
													240	H	Howard		74	61					
													247	A	Md.-East. Shore		51	59					
													247	H	Md.-East. Shore		55	68					
													283	A	South Carolina St.		66	67					
													283	H	South Carolina St.		62	75					
													288	A	Grambling		80	91					
													290	H	Florida A&M		57	58					
													294	A	N.C. A&T		60	63					
													294	H	N.C. A&T		69	73					
													307	A	Norfolk St.		79	69					
													307	H	Norfolk St.		80	64					
													307	N	Norfolk St.		65	60					
													327	A	Bethune-Cookman		71	77					
													330	A	Morgan St.		74	79					
													330	H	Morgan St.		64	59					
				LAST 10 Division I GAMES:																			
													110	N	Coppin St.		57	70					
													307	N	Norfolk St.		65	60					
													290	H	Florida A&M		57	58					
													294	A	N.C. A&T		60	63					
													283	A	South Carolina St.		66	67					
													126	A	Delaware St.		65	58					
													307	A	Norfolk St.		79	69					
													110	H	Coppin St.		39	64					
													330	H	Morgan St.		64	59					
													240	A	Howard		70	101					

H  
a  
m  
p  
t  
o  
nH  
a  
m  
p  
t  
o  
n

### Non-Div I Games:

Hampton

■ Loss, ■ Non-Conf, S Site, H Home A Away N Neutral

Average RPI Win: 165				WON-LOST RECORD		WINNING PCT. RANK		LAST 10 GAMES		STRENGTH OF SCHEDULE		OPP. STRENGTH OF SCHEDULE		TEAM RPI		ADJ. RPI		CONF. RPI		ADJ CONF. RPI				
Average RPI Loss: 29																								
DIV. I ONLY				26- 3		6		8- 2		123		96		25		29		10		11				
DIV. I NON-CONF.				8- 2		43		1- 1		211		42		74		75		12		13				
TOTALS				RPI 1-25		RPI 26-50		W-L RECORDS		RPI 51-100						RPI 100+								
26- 3				0- 2		2- 1		OVERALL		4- 1						21- 0								
14- 0				0- 0		1- 0		HOME		3- 0						10- 0								
12- 3				0- 1		0- 1		AWAY		1- 1						11- 0								
1- 1				0- 1		1- 0		NEUTRAL		0- 0						0- 0								
8- 2				0- 2		1- 0		NON-CONFERENCE		1- 1						7- 0								
3- 0				0- 0		0- 0		HOME		1- 0						2- 0								
5- 2				0- 1		0- 0		AWAY		0- 1						5- 0								
1- 1				0- 1		1- 0		NEUTRAL		0- 0						0- 0								
18- 1				0- 0		1- 1		CONFERENCE		3- 0						14- 0								
11- 0				0- 0		1- 0		HOME		2- 0						8- 0								
7- 1				0- 0		0- 1		AWAY		1- 0						6- 0								
0- 0				0- 0		0- 0		NEUTRAL		0- 0						0- 0								
RPI 1-25						RPI 26-50		Team's RPI: 29		RPI 51-100						RPI 101+								
RPI S	Opponent			Score		RPI S	Opponent			Score		RPI S	Opponent			Score		RPI S	Opponent			Score		
4	A	Connecti cut		47 72		26	N	Temple e		64 58		59	A	Mi ami (Fl a.)		62 82		112	A	Bi nghamton		65 64		
12	N	Georgi a		54 73		40	A	Stony Brook		54 67		65	H	St. Joseph' s		65 59		112	H	Bi nghamton		66 56		
						40	H	Stony Brook		82 64		76	A	Boston U.		77 61		112	H	Bi nghamton		57 46		
												76	H	Boston U.		70 58		115	H	Loyol a (Md. )		59 52		
												76	H	Boston U.		75 56		160	A	New Hampshi re		62 52		
																		160	H	New Hampshi re		65 42		
																		172	A	Massachusetts		68 52		
																		174	A	UMBC		56 49		
																		174	H	UMBC		76 52		
																		196	A	Seton Hal l		65 54		
																		199	A	Vermont		62 56		
																		199	H	Vermont		66 52		
																		210	A	Rhode Isl and		58 45		
																		216	H	Manhattan		79 53		
																		219	A	Mai ne		73 55		
																		219	H	Mai ne		65 41		
																		219	H	Mai ne		58 35		
																		242	A	Fai rfi el d		71 48		
																		289	A	Al bany (N. Y. )		70 50		
																		289	H	Al bany (N. Y. )		70 53		
																		315	A	Ri der		70 41		
				LAST 10 Di v				si on I GAMES:																
					12	N	Georgi a		54 73		76	A	Boston U.		77 61									
					26	N	Temple e		64 58		219	H	Mai ne		65 41									
					76	H	Boston U.		75 56		40	A	Stony Brook		54 67									
					112	H	Bi nghamton		57 46		112	H	Bi nghamton		66 56									
					219	H	Mai ne		58 35		174	A	UMBC		56 49									

Non-Div I Games:

Hartford

Loss, 
Non-Conf, S Site, 
H Home
A Away 
N Neutral

Average RPI Win: 272		WON-LOST RECORD		WINNING PCT. RANK		LAST 10 GAMES		STRENGTH OF SCHEDULE		OPP. STRENGTH OF SCHEDULE		TEAM RPI		ADJ. RPI		CONF. RPI		ADJ CONF. RPI	
DIV. I ONLY		12- 15		196		6- 4		242		194		214		209		26		25	
DIV. I NON-CONF.		4- 9		255		0- 0		159		79		230		227		26		25	
TOTALS		RPI 1-25		RPI 26-50		W-L RECORDS		RPI 51-100		RPI 100+									
12- 15		0- 1		0- 1		OVERALL		0- 5		12- 8									
6- 7		0- 0		0- 0		HOME		0- 3		6- 4									
5- 8		0- 1		0- 1		AWAY		0- 2		5- 4									
1- 0		0- 0		0- 0		NEUTRAL		0- 0		1- 0									
4- 9		0- 1		0- 1		NON-CONFERENCE		0- 3		4- 4									
2- 4		0- 0		0- 0		HOME		0- 2		2- 2									
1- 5		0- 1		0- 1		AWAY		0- 1		1- 2									
1- 0		0- 0		0- 0		NEUTRAL		0- 0		1- 0									
8- 6		0- 0		0- 0		CONFERENCE		0- 2		8- 4									
4- 3		0- 0		0- 0		HOME		0- 1		4- 2									
4- 3		0- 0		0- 0		AWAY		0- 1		4- 2									
0- 0		0- 0		0- 0		NEUTRAL		0- 0		0- 0									
RPI 1-25		RPI 26-50		RPI 51-100		RPI 101+		Team's RPI: 209											
RPI S	Opponent	Score		RPI S	Opponent	Score		RPI S	Opponent	Score		RPI S	Opponent	Score					
15	A DePaul	52 97		41	A Virginia	48 54		70	A Marist	39 44		103	A Princeton	55 70					
								75	A Dartmouth	55 76		103	H Princeton	57 69					
								75	H Dartmouth	76 91		112	H Binghamton	71 62					
								76	H Boston U.	59 70		116	A Richmond	47 63					
								77	H Hofstra	68 82		133	A Brown	61 66					
												133	H Brown	62 64					
												210	A Rhode Island	77 48					
												228	H Providence	59 70					
												232	A Northeastern	60 72					
												242	H Fairfield	58 71					
												254	N Alabama St.	69 56					
												269	A Cornell I	78 69					
												269	H Cornell I	80 71					
												270	H Colgate	80 62					
												304	A Penn	77 65					
												304	H Penn	77 58					
												317	A Yale	59 54					
												317	H Yale	55 48					
												319	A Columbi a	86 71					
												319	H Columbi a	86 63					
				LAST 10 Division I GAMES:															

Harvard

Non-Div I Games:

Harvard

Loss, 
Non-Conf, S Site, 
H Home
A Away 
N Neutral

Average RPI Win: 203		WON-LOST RECORD		WINNING PCT. RANK		LAST 10 GAMES		STRENGTH OF SCHEDULE		OPP. STRENGTH OF SCHEDULE		TEAM RPI		ADJ. RPI		CONF. RPI		ADJ CONF. RPI			
DIV. I ONLY		18- 10		82		7- 3		155		156		104		102		15		15			
DIV. I NON-CONF.		9- 2		29		0- 0		126		134		50		51		14		14			
TOTALS		RPI 1-25		RPI 26-50		W-L RECORDS		RPI 51-100		RPI 100+											
18- 10		0- 0		1- 3		OVERALL		2- 2		15- 5											
11- 6		0- 0		1- 2		HOME		2- 1		8- 3											
7- 3		0- 0		0- 1		AWAY		0- 1		7- 1											
0- 1		0- 0		0- 0		NEUTRAL		0- 0		0- 1											
9- 2		0- 0		1- 1		NON-CONFERENCE		2- 0		6- 1											
7- 2		0- 0		1- 1		HOME		2- 0		4- 1											
2- 0		0- 0		0- 0		AWAY		0- 0		2- 0											
0- 0		0- 0		0- 0		NEUTRAL		0- 0		0- 0											
9- 8		0- 0		0- 2		CONFERENCE		0- 2		9- 4											
4- 4		0- 0		0- 1		HOME		0- 1		4- 2											
5- 3		0- 0		0- 1		AWAY		0- 1		5- 1											
0- 1		0- 0		0- 0		NEUTRAL		0- 0		0- 1											
RPI 1-25		RPI 26-50		RPI 51-100		RPI 101+		Team's RPI: 102													
RPI S	Opponent	Score	RPI S	Opponent	Score	RPI S	Opponent	Score	RPI S	Opponent	Score	RPI S	Opponent	Score	RPI S	Opponent	Score	RPI S	Opponent	Score	
31	H Texas A&M	68 66	86	A Fresno St.	52 77	129	H Wisconsin	67 77	129	H Wisconsin	67 77	150	A Santa Clara	73 69	182	A San Jose St.	76 61	182	H San Jose St.	57 49	
39	A Louisiana Tech	52 91	86	H Fresno St.	62 69	150	A Santa Clara	73 69	182	A San Jose St.	76 61	182	H San Jose St.	57 49	191	H Washington St.	68 63	197	A Nevada	79 74	
39	H Louisiana Tech	66 71	94	H Kent St.	61 55	182	A San Jose St.	76 61	182	H San Jose St.	57 49	191	H Washington St.	68 63	197	H Nevada	61 66	203	A Boise St.	75 83	
46	H Southern Cal i forni a	71 80	94	H Kent St.	67 56	191	H Washington St.	68 63	197	A Nevada	79 74	203	A Boise St.	75 83	203	H Boise St.	72 67	203	N Boise St.	63 72	
						197	H Nevada	61 66	203	A Boise St.	75 83	203	H Boise St.	72 67	203	N Boise St.	63 72	205	A New Mexi co St.	74 71	
						203	N Boise St.	63 72	205	A New Mexi co St.	74 71	205	H New Mexi co St.	69 72	236	A Idaho	66 60	236	H Idaho	71 62	
						205	A New Mexi co St.	74 71	236	A Idaho	66 60	236	H Idaho	71 62	257	H Eastern Ill.	64 58	260	H Campbel l	69 59	
						236	H Idaho	71 62	257	H Eastern Ill.	64 58	260	H Campbel l	69 59	260	H Campbel l	80 64	265	A San Franci sco	71 63	
						257	H Eastern Ill.	64 58	260	H Campbel l	80 64	265	A San Franci sco	71 63	302	A Utah St.	63 50	302	H Utah St.	61 48	
						260	H Campbel l	80 64	302	A Utah St.	63 50	302	H Utah St.	61 48							
						265	A San Franci sco	71 63													
						302	A Utah St.	63 50													
						302	H Utah St.	61 48													
LAST 10 Divi sion I GAMES:		LAST 10 Divi sion I GAMES:		LAST 10 Divi sion I GAMES:		LAST 10 Divi sion I GAMES:		LAST 10 Divi sion I GAMES:		LAST 10 Divi sion I GAMES:		LAST 10 Divi sion I GAMES:		LAST 10 Divi sion I GAMES:		LAST 10 Divi sion I GAMES:		LAST 10 Divi sion I GAMES:		LAST 10 Divi sion I GAMES:	
203 N Boi se St.		63 72		302 A Utah St.		63 50		203 H Boi se St.		72 67		86 H Fresno St.		62 69		182 A San Jose St.		76 61		236 H Idaho	
39 A Loui si ana Tech		52 91		203 H Boi se St.		72 67		86 H Fresno St.		62 69		182 A San Jose St.		76 61		236 H Idaho		71 62			
205 A New Mexi co St.		74 71		86 H Fresno St.		62 69		182 A San Jose St.		76 61		236 H Idaho		71 62							
182 H San Jose St.		57 49		182 A San Jose St.		76 61		236 H Idaho		71 62											
236 H Idaho		71 62		236 A Idaho		66 60															

H  
a  
w  
a  
i  
iH  
a  
w  
a  
i  
i

### Non-Div I Games:

Hawai i

Loss, Non-Conf, S Site, H Home A Away N Neutral



Average RPI Win: 199				WON-LOST RECORD		WINNING PCT. RANK		LAST 10 GAMES		STRENGTH OF SCHEDULE		OPP. STRENGTH OF SCHEDULE		TEAM RPI		ADJ. RPI		CONF. RPI		ADJ. CONF. RPI	
Average RPI Loss: 108				RECORD																	
DIV. I ONLY				18- 10		82		4- 6		98		162		83		85		13		14	
DIV. I NON-CONF.				7- 4		101		0- 0		121		165		95		96		15		15	

TOTALS	RPI 1-25	RPI 26-50	W-L RECORDS	RPI 51-100	RPI 100+
18- 10	0- 1	1- 2	OVERALL	0- 2	17- 5
11- 2	0- 0	1- 0	HOME	0- 0	10- 2
6- 6	0- 1	0- 2	AWAY	0- 1	6- 2
1- 2	0- 0	0- 0	NEUTRAL	0- 1	1- 1
7- 4	0- 1	0- 0	NON-CONFERENCE	0- 2	7- 1
5- 0	0- 0	0- 0	HOME	0- 0	5- 0
2- 2	0- 1	0- 0	AWAY	0- 1	2- 0
0- 2	0- 0	0- 0	NEUTRAL	0- 1	0- 1
11- 6	0- 0	1- 2	CONFERENCE	0- 0	10- 4
6- 2	0- 0	1- 0	HOME	0- 0	5- 2
4- 4	0- 0	0- 2	AWAY	0- 0	4- 2
1- 0	0- 0	0- 0	NEUTRAL	0- 0	1- 0

RPI 1-25				RPI 26-50				RPI 51-100				RPI 101+			
RPI	S	Opponent	Score	RPI	S	Opponent	Score	RPI	S	Opponent	Score	RPI	S	Opponent	Score
16	A	Virginia Tech	52 91	45	A	Liberty	53 62	69	N	Stephen F. Austin	81 82	118	A	William & Mary	71 61
				45	A	Liberty	50 53	93	A	South Carolina	35 71	124	N	Bucknell	60 71
				45	H	Liberty	64 55					136	H	UNC Greensboro	65 63
												147	A	Coastal Caro.	69 60
												147	H	Coastal Caro.	51 62
												147	N	Coastal Caro.	65 61
												165	A	UNC Asheville	73 70
												165	H	UNC Asheville	50 51
												165	H	UNC Asheville	100 89
												169	A	Radford	60 63
												169	H	Radford	66 53
												208	A	Winthrop	60 64
												208	H	Winthrop	57 51
												215	A	Gardner-Webb	73 60
												230	H	Elon	65 57
												239	H	Western Caro.	89 87
												248	A	Birmingham-So.	71 56
												248	H	Birmingham-So.	72 62
												259	H	Longwood	76 68
												260	H	Campbell	73 60
												287	A	Charleston So.	82 53
												287	H	Charleston So.	87 63
				LAST 10 Division I GAMES:											
				45	A	Liberty	50 53	147	H	Coastal Caro.	51 62				
				147	N	Coastal Caro.	65 61	169	A	Radford	60 63				
				165	H	UNC Asheville	100 89	45	A	Liberty	53 62				
				208	A	Winthrop	60 64	248	H	Birmingham-So.	72 62				
				287	H	Charleston So.	87 63	165	H	UNC Asheville	50 51				

Non-Div	Games: Mars Hill	57	49	Presbyterian	65	60
---------	------------------	----	----	--------------	----	----

## High Point

Loss, Non-Conf, S Site, H Home A Away N Neutral

Page 105

Average RPI Win:	173	WON-LOST	WINNING	LAST 10	STRENGTH OF	OPP. STRENGTH	TEAM	ADJ.	CONF.	ADJ CONF.
Average RPI Loss:	68	RECORD	PCT. RANK	GAMES	SCHEDULE	OF SCHEDULE	RPI	RPI	RPI	RPI

DIV. I ONLY	18- 11	93	6- 4	90	89	75	77	8	8
DIV. I NON-CONF.	5- 4	123	1- 1	48	94	80	81	8	8

TOTALS	RPI 1-25	RPI 26-50	W-L RECORDS	RPI 51-100	RPI 100+
18- 11	0- 5	2- 2	OVERALL	2- 1	15- 4
8- 4	0- 1	2- 1	HOME	2- 0	5- 2
9- 5	0- 2	0- 1	AWAY	0- 1	9- 2
1- 2	0- 2	0- 0	NEUTRAL	0- 0	1- 0
5- 4	0- 2	1- 2	NON-CONFERENCE	1- 0	4- 1
2- 2	0- 0	1- 1	HOME	1- 0	0- 1
4- 2	0- 1	0- 1	AWAY	0- 0	4- 0
0- 1	0- 1	0- 0	NEUTRAL	0- 0	0- 0
13- 7	0- 3	1- 0	CONFERENCE	1- 1	11- 3
7- 2	0- 1	1- 0	HOME	1- 0	5- 1
5- 4	0- 1	0- 0	AWAY	0- 1	5- 2
1- 1	0- 1	0- 0	NEUTRAL	0- 0	1- 0

RPI 1-25				RPI 26-50				RPI 51-100				RPI 101+			
RPI	S	Opponent	Score	RPI	S	Opponent	Score	RPI	S	Opponent	Score	RPI	S	Opponent	Score
4	A	Connecti cut	49 86	37	H	St. John' s (N. Y. )	65 71	67	A	Del aware	58 77	118	A	William & Mary	62 69
14	A	Ol d Domi ni on	57 71	40	H	Stony Brook	92 65	67	H	Del aware	91 85	120	A	Drexel	46 69
14	H	Ol d Domi ni on	65 70	44	A	Vi ll anova	46 71	95	H	Sacred Heart	83 50	120	H	Drexel	65 52
14	N	Ol d Domi ni on	73 94	50	H	James Madi son	65 53					128	H	George Mason	65 67
23	N	Kentucky	54 67									144	A	UNC Wi lmington	91 76
												144	H	UNC Wi lmington	71 53
												163	A	Va. Commonweal th	58 43
												172	A	Massachusetts	59 58
												173	A	Pepperdi ne	75 59
												209	A	Harvard	82 68
												224	A	Towson	71 63
												224	H	Towson	71 53
												232	A	Northeastern	79 76
												232	H	Northeastern	64 57
												233	H	Fordham	53 63
												238	A	Georgi a St.	74 49
												238	H	Georgi a St.	84 68
												238	N	Georgi a St.	86 77
												276	A	Central Conn. St.	77 48

LAST 10 Division I GAMES:									
44	A	Villanova	46	71	120	A	Drexel	46	69
40	H	Stony Brook	92	65	224	H	Towson	71	53
14	N	Old Dominion	73	94	232	H	Northeastern	64	57
238	N	Georgia St.	86	77	163	A	Va. Commonwealth	58	43
67	A	Delaware	58	77	67	H	Delaware	91	85

Non-Di v I Games:

Hofstra

Loss, Non-Conf, S Site, H Home A Away N Neutral

Average RPI Win:		234	WON-LOST		WINNING	LAST 10	STRENGTH OF		OPP. STRENGTH	TEAM	ADJ.	CONF.	ADJ CONF.		
Average RPI Loss:		123	RECORD		PCT. RANK	GAMES	SCHEDULE		OF SCHEDULE	RPI	RPI	RPI	RPI		
DIV. I ONLY		16- 14			149	6- 4	157		173	154	152	27	27		
DIV. I NON-CONF.		4- 9			255	0- 0	85		20	178	175	27	27		
TOTALS		RPI 1-25			RPI 26-50	W-L RECORDS		RPI 51-100			RPI 100+				
16- 14		0- 3			0- 2	OVERALL		1- 1			15- 8				
9- 4		0- 1			0- 0	HOME		0- 1			9- 2				
5- 8		0- 1			0- 2	AWAY		0- 0			5- 5				
2- 2		0- 1			0- 0	NEUTRAL		1- 0			1- 1				
4- 9		0- 3			0- 2	NON-CONFERENCE		1- 1			3- 3				
1- 3		0- 1			0- 0	HOME		0- 1			1- 1				
1- 4		0- 1			0- 2	AWAY		0- 0			1- 1				
2- 2		0- 1			0- 0	NEUTRAL		1- 0			1- 1				
12- 5		0- 0			0- 0	CONFERENCE		0- 0			12- 5				
8- 1		0- 0			0- 0	HOME		0- 0			8- 1				
4- 4		0- 0			0- 0	AWAY		0- 0			4- 4				
0- 0		0- 0			0- 0	NEUTRAL		0- 0			0- 0				
RPI 1-25				RPI 26-50			RPI 51-100			RPI 101+	Team's RPI: 152				
RPI S	Opponent	Score		RPI S	Opponent	Score		RPI S	Opponent	Score					
3	H Duke	36	84	32	A Boston College	53	67	75	H Dartmouth	63	74	122	A Army	56	59
4	A Connecti cut	54	81	41	A Vi rgi ni a	39	80	76	N Boston U.	80	62	122	A Army	68	69
20	N Western Ky.	41	72									122	H Army	57	63
												124	A Bucknel I	67	63
												124	H Bucknel I	56	41
												124	H Bucknel I	64	60
												172	A Massachusetts	55	64
												210	H Rhode Isl and	68	72
												218	H St. Peter' s	65	56
												219	N Mai ne	67	77
												232	A Northeastern	76	60
												250	A Navy	59	55
												250	H Navy	65	47
												270	A Col gate	71	79
												270	H Col gate	75	62
												278	A Lehi gh	69	63
												278	H Lehi gh	72	65
												303	A Lafayette	49	54
												303	H Lafayette	78	39
												305	A Ameri can	74	55
												305	H Ameri can	59	55
												305	H Ameri can	57	49
												309	N Memphi s	91	66
LAST 10 Division I GAMES:															
122	A Army	68	69	305	A Ameri can	74	55								
124	H Bucknel I	64	60	250	H Navy	65	47								
305	H Ameri can	57	49	124	H Bucknel I	56	41								
278	H Lehi gh	72	65	122	H Army	57	63								
270	A Col gate	71	79	303	A Lafayette	49	54								

Houston

Houston				Through Games Of Sunday, March 12, 2006							
Average RPI Win:		197	WON-LOST	WINNING	LAST 10	STRENGTH OF	OPP. STRENGTH	TEAM	ADJ.	CONF.	ADJ CONF.
Average RPI Loss:		105	RECORD	PCT. RANK	GAMES	SCHEDULE	OF SCHEDULE	RPI	RPI	RPI	RPI
DIV. I ONLY		12- 17	208	4- 6	107	116	170	167	14	13	
DIV. I NON-CONF.		3- 8	267	0- 0	127	96	224	220	13	12	
<hr/>											
TOTALS		RPI 1-25	RPI 26-50	W-L RECORDS		RPI 51-100		RPI 100+			
12- 17		0- 1	0- 2	OVERALL		2- 8		10- 6			
6- 7		0- 0	0- 1	HOME		1- 4		5- 2			
4- 8		0- 1	0- 1	AWAY		1- 2		3- 4			
2- 2		0- 0	0- 0	NEUTRAL		0- 2		2- 0			
3- 8		0- 1	0- 0	NON-CONFERENCE		0- 5		3- 2			
2- 3		0- 0	0- 0	HOME		0- 3		2- 0			
0- 4		0- 1	0- 0	AWAY		0- 1		0- 2			
1- 1		0- 0	0- 0	NEUTRAL		0- 1		1- 0			
9- 9		0- 0	0- 2	CONFERENCE		2- 3		7- 4			
4- 4		0- 0	0- 1	HOME		1- 1		3- 2			
4- 4		0- 0	0- 1	AWAY		1- 1		3- 2			
1- 1		0- 0	0- 0	NEUTRAL		0- 1		1- 0			
<hr/>											
RPI 1-25				RPI 26-50		RPI 51-100		RPI 101+ Team's RPI: 167			
RPI S	Opponent	Score		RPI S	Opponent	Score		RPI S	Opponent	Score	
18	A Michigan St.	53	76	48	A Tul sa	55	83	129	A Wi sconsi n	54	77
				48	H Tul sa	54	75	135	H Long Beach St.	66	57
								139	A East Caro.	54	45
								153	A Tul ane	54	65
								153	H Tul ane	54	61
								155	A UAB	74	71
								184	H Marshal l	50	57
								187	A UTEP	67	77
								187	H UTEP	64	50
								187	N UTEP	57	40
								190	H Southern Mi ss.	92	58
								237	A Crei ghton	59	76
								252	H UCF	64	50
								309	A Memphi s	70	62
								320	N Tex. -Pan Ameri can	63	55
								324	H Prai rie View	78	67
<hr/>											
				LAST 10 Div		sion I GAMES:					
				84	N Ri ce	64	79	48	H Tul sa	54	75
				187	N UTEP	57	40	187	A UTEP	67	77
				155	A UAB	74	71	153	A Tul ane	54	65
				309	A Memphi s	70	62	184	H Marshal l	50	57
				91	H Southern Methodi st	61	63	84	A Ri ce	75	62

Houston

Non-Di v I Games:

Houston

Average RPI Win: 290  
Average RPI Loss: 174

WON-LOST  
RECORD

WINNING  
PCT. RANK

LAST 10  
GAMES

STRENGTH OF  
SCHEDULE

OPP. STRENGTH  
OF SCHEDULE

TEAM  
RPI

ADJ.  
RPI

CONF.  
RPI

ADJ CONF.  
RPI

DIV. I ONLY	14- 15	173	5- 5	295	320	243	240	30	30
DIV. I NON-CONF.	3- 6	235	0- 0	252	221	259	258	31	31

TOTALS RPI 1-25

RPI 26-50

W-L RECORDS

RPI 51-100

RPI 100+

14- 15 0- 0

0- 0

OVERALL

0- 0

14- 15

10- 4 0- 0

0- 0

HOME

0- 0

10- 4

3- 10 0- 0

0- 0

AWAY

0- 0

3- 10

1- 1 0- 0

0- 0

NEUTRAL

0- 0

1- 1

3- 6 0- 0

0- 0

NON-CONFERENCE

0- 0

3- 6

3- 2 0- 0

0- 0

HOME

0- 0

3- 2

0- 4 0- 0

0- 0

AWAY

0- 0

0- 4

0- 0 0- 0

0- 0

NEUTRAL

0- 0

0- 0

11- 9 0- 0

0- 0

CONFERENCE

0- 0

11- 9

7- 2 0- 0

0- 0

HOME

0- 0

7- 2

3- 6 0- 0

0- 0

AWAY

0- 0

3- 6

1- 1 0- 0

0- 0

NEUTRAL

0- 0

1- 1

RPI 1-25

RPI 26-50

RPI 51-100

RPI 101+

Team's RPI: 240



RPI S Opponent Score



RPI S Opponent Score



RPI S Opponent Score



RPI S Opponent Score


110  Coppin St. 56 



110  Coppin St. 67 

110  N Coppin St. 52 


115  Loyol a (Md. ) 65 



116  Ri chmond 70 

120  Drexel 62 52



126  Del aware St. 65 



126  Del aware St. 70 

128  George Mason 49 


153  Tul ane 79 


163  Va. Commonweal th 66 



218  St. Peter's 67 


247  Md. -East. Shore 78 



247  Md. -East. Shore 93 90


283  South Carolina St. 77 58

283  N South Carolina St. 71 69


290  Flori da A&M 67 

290  Flori da A&M 64 62


294  N. C. A&T 74 


298  Hampton 61 


298  Hampton 101 70


303  Lafayette 89 85


305  Ameri can 74 65


307  Norfol k St. 75 72

307  Norfol k St. 103 74

327  Bethune-Cookman 99 78

327  Bethune-Cookman 67 63


330  Morgan St. 87 76

330  Morgan St. 79 59

LAST 10 Division I GAMES:

110 N Coppin St. 52 


283 N South Carolina St. 71 69


247  Md. -East. Shore 78 

294  N. C. A&T 74 


330  Morgan St. 79 59

110  Coppin St. 67 

290  Flori da A&M 64 62

327  Bethune-Cookman 67 63

126  Del aware St. 65 

298  Hampton 101 70

Average RPI Win: 253		WON-LOST RECORD		WINNING PCT. RANK		LAST 10 GAMES		STRENGTH OF SCHEDULE		OPP. STRENGTH OF SCHEDULE		TEAM RPI		ADJ. RPI		CONF. RPI		ADJ CONF. RPI	
DIV. I ONLY		5- 21		304		4- 5		212		255		299		300		31		31	
DIV. I NON-CONF.		1- 14		321		0- 1		66		223		267		270		28		28	
TOTALS		RPI 1-25		RPI 26-50		W-L RECORDS		RPI 51-100		RPI 100+									
5- 21		0- 1		0- 1		OVERALL		0- 2		5- 17									
4- 8		0- 0		0- 0		HOME		0- 0		4- 8									
0- 13		0- 1		0- 1		AWAY		0- 2		0- 9									
1- 0		0- 0		0- 0		NEUTRAL		0- 0		1- 0									
1- 14		0- 1		0- 1		NON-CONFERENCE		0- 2		1- 10									
0- 6		0- 0		0- 0		HOME		0- 0		0- 6									
0- 8		0- 1		0- 1		AWAY		0- 2		0- 4									
1- 0		0- 0		0- 0		NEUTRAL		0- 0		1- 0									
4- 7		0- 0		0- 0		CONFERENCE		0- 0		4- 7									
4- 2		0- 0		0- 0		HOME		0- 0		4- 2									
0- 5		0- 0		0- 0		AWAY		0- 0		0- 5									
0- 0		0- 0		0- 0		NEUTRAL		0- 0		0- 0									
RPI 1-25		RPI 26-50		RPI 51-100		RPI 101+		Team's RPI: 300											
RPI S	Opponent	Score		RPI S	Opponent	Score		RPI S	Opponent	Score		RPI S	Opponent	Score					
24	A Purdue	52	76	36	A Bowling Green	50	78	51	A Xavier	49	77	101	H UNI	52	62				
								73	A Iowa St.	68	87	123	A South Dakota St.	53	74				
												123	H South Dakota St.	52	72				
												148	H IUPUI	50	59				
												157	A Valparaiso	52	69				
												159	A Tex. A&M-Corp.	56	64				
													Chris						
												159	H Tex. A&M-Corp.	71	67				
													Chris						
												164	A Northern Ill.	64	73				
												169	H Radford	77	79				
												174	H UMBC	53	75				
												189	A Central Mich.	61	69				
												194	H Butler	60	70				
												198	N Appalachian St.	74	64				
												208	H Winthrop	44	60				
												259	A Longwood	69	86				
												259	H Longwood	77	82				
												286	A North Dakota St.	68	79				
												286	H North Dakota St.	77	64				
												296	A Tenn.-Martin	60	69				
												301	H Utah Valley St.	84	60				
												320	A Tex.-Pan American	60	63				
												320	H Tex.-Pan American	62	46				
				LAST 10 Division I GAMES:															
				159	H Tex. A&M-Corp.	Chris	71 67	24	A Purdue	52	76								
				301	H Utah Valley St.		84 60	159	A Tex. A&M-Corp.	56	64								
				286	H North Dakota St.		77 64		Chris										
				123	H South Dakota St.		52 72	320	A Tex.-Pan American	60	63								
				320	H Tex.-Pan American		62 46	259	H Longwood	77	82								

Non-Div I Games: Kalamazoo 98 44 Wayne St. (Mich. 80 51

194	H	Butler	60	70
-----	---	--------	----	----

 A

N

Neutral

I  
U  
P  
U  
I

IUPUI				Through Games Of Sunday, March 12, 2006						
Average RPI Win:		219	WON-LOST	WINNING	LAST 10	STRENGTH OF	OPP. STRENGTH	TEAM	ADJ.	CONF.
Average RPI Loss:		133	RECORD	PCT. RANK	GAMES	SCHEDULE	OF SCHEDULE	RPI	RPI	RPI
DIV. I ONLY		17- 11	104	5- 5	237	166	146	148	17	17
DIV. I NON-CONF.		5- 5	148	0- 0	187	121	170	171	17	17
-----										
TOTALS		RPI 1-25	RPI 26-50	W-L RECORDS	RPI 51-100	RPI 100+				
17- 11		0- 1	0- 1	OVERALL	0- 4	17- 5				
9- 2		0- 0	0- 0	HOME	0- 1	9- 1				
6- 7		0- 1	0- 0	AWAY	0- 3	6- 3				
2- 2		0- 0	0- 1	NEUTRAL	0- 0	2- 1				
5- 5		0- 1	0- 1	NON-CONFERENCE	0- 2	5- 1				
2- 1		0- 0	0- 0	HOME	0- 0	2- 1				
2- 3		0- 1	0- 0	AWAY	0- 2	2- 0				
1- 1		0- 0	0- 1	NEUTRAL	0- 0	1- 0				
12- 6		0- 0	0- 0	CONFERENCE	0- 2	12- 4				
7- 1		0- 0	0- 0	HOME	0- 1	7- 0				
4- 4		0- 0	0- 0	AWAY	0- 1	4- 3				
1- 1		0- 0	0- 0	NEUTRAL	0- 0	1- 1				
RPI 1-25			RPI 26-50		RPI 51-100		RPI 101+		Team's RPI: 148	
RPI S	Opponent	Score	RPI S	Opponent	Score	RPI S	Opponent	Score	RPI S	Opponent
23	A Kentucky	52 81	36	N Bowling Green	55 66	73	A Iowa St.	55 70	126	A Oral Roberts
						89	A Western Ill.	57 60	126	H Oral Roberts
						89	H Western Ill.	44 53	134	A Oakl and
						97	A Evansville	64 67	134	H Oakl and
									134	N Oakl and
									143	H Western Mi ch.
									157	A Val parai so
									157	H Val parai so
									194	H Butler
									229	A UMKC
									229	H UMKC
									255	A Southern Utah
									255	H Southern Utah
									257	H Eastern Ill.
									258	A Chi cago St.
									258	H Chi cago St.
									258	N Chi cago St.
									274	N Youngstown St.
									287	A Charleston So.
									300	A I PFW
									313	A Centenary (La.)
									313	H Centenary (La.)
			LAST 10 Div		sion I GAMES:					
			134	N Oakl and	54 66	258	A Chi cago St.	63 66		
			258	N Chi cago St.	51 40	126	H Oral Roberts	50 46		
			258	H Chi cago St.	55 46	89	A Western Ill.	57 60		
			255	A Southern Utah	55 58	134	H Oakl and	70 64		
			157	H Val parai so	63 55	157	A Val parai so	48 55		

I  
U  
P  
U  
I

Non-Di v I Games:

IUPUI



Average RPI Win: 242		WON-LOST RECORD		WINNING PCT. RANK		LAST 10 GAMES		STRENGTH OF SCHEDULE		OPP. STRENGTH OF SCHEDULE		TEAM RPI		ADJ. RPI		CONF. RPI		ADJ CONF. RPI	
DIV. I ONLY		10- 19		244		3- 7		158		217		232		236		15		15	
DIV. I NON-CONF.		4- 7		222		0- 0		173		307		234		235		14		14	
TOTALS		RPI 1-25		RPI 26-50		W-L RECORDS		RPI 51-100		RPI 100+									
10- 19		0- 0		0- 3		OVERALL		0- 4		10- 12									
7- 4		0- 0		0- 1		HOME		0- 1		7- 2									
2- 10		0- 0		0- 1		AWAY		0- 2		2- 7									
1- 5		0- 0		0- 1		NEUTRAL		0- 1		1- 3									
4- 7		0- 0		0- 0		NON-CONFERENCE		0- 2		4- 5									
3- 0		0- 0		0- 0		HOME		0- 0		3- 0									
1- 3		0- 0		0- 0		AWAY		0- 1		1- 2									
0- 4		0- 0		0- 0		NEUTRAL		0- 1		0- 3									
6- 12		0- 0		0- 3		CONFERENCE		0- 2		6- 7									
4- 4		0- 0		0- 1		HOME		0- 1		4- 2									
1- 7		0- 0		0- 1		AWAY		0- 1		1- 5									
1- 1		0- 0		0- 1		NEUTRAL		0- 0		1- 0									
RPI 1-25				RPI 26-50				RPI 51-100				RPI 101+		Team's RPI: 236					
RPI S	Opponent	Score		RPI S	Opponent	Score		RPI S	Opponent	Score		RPI S	Opponent	Score					
39	A Loui si ana Tech	68 75		70	N Mari st	49 52		102	A Hawai i	62 71									
39	H Loui si ana Tech	40 55		86	A Fresno St.	44 68		102	H Hawai i	60 66									
39	N Loui si ana Tech	57 80		86	H Fresno St.	57 76		120	N Drexel	44 64									
				98	A Montana	50 58		168	H Gonzaga	69 62									
								170	N Southern U.	74 76									
								178	A Idaho St.	89 99									
								182	A San Jose St.	52 61									
								182	H San Jose St.	80 62									
								197	A Nevada	43 49									
								197	H Nevada	69 56									
								202	A Eastern Wash.	63 65									
								203	A Boi se St.	54 67									
								203	H Boi se St.	72 59									
								205	A New Mexi co St.	59 50									
								205	H New Mexi co St.	55 56									
								223	N OKl ahoma St.	68 69									
								235	H Portland St.	79 70									
								301	A Utah Valley St.	99 70									
								302	A Utah St.	53 63									
								302	H Utah St.	54 51									
								302	N Utah St.	70 59									
								321	H Portland	63 48									
LAST 10 Div sion I GAMES:																			
		39 N Loui si ana Tech		57 80		102 A Hawai i		62 71											
		302 N Utah St.		70 59		197 A Nevada		43 49											
		203 H Boi se St.		72 59		302 A Utah St.		53 63											
		39 H Loui si ana Tech		40 55		182 H San Jose St.		80 62											
		205 H New Mexi co St.		55 56		86 A Fresno St.		44 68											

### Non-Div l Games:

I daho

Loss, Non-Conf, S Site, H Home A Away N Neutral

Average RPI Win: 217				WON-LOST RECORD	WINNING PCT. RANK	LAST 10 GAMES	STRENGTH OF SCHEDULE	OPP. STRENGTH OF SCHEDULE	TEAM RPI	ADJ. RPI	CONF. RPI	ADJ CONF. RPI
Average RPI Loss: 160												
DIV. I ONLY				15- 12	129	7- 3	244	233	173	178	18	18
DIV. I NON-CONF.				4- 8	235	0- 1	275	225	268	269	22	23

TOTALS	RPI 1-25	RPI 26-50	W-L RECORDS	RPI 51-100	RPI 100+
15- 12	0- 0	0- 0	OVERALL	2- 3	13- 10
9- 5	0- 0	0- 0	HOME	1- 0	8- 5
5- 5	0- 0	0- 0	AWAY	0- 3	5- 3
1- 2	0- 0	0- 0	NEUTRAL	1- 0	0- 2
4- 8	0- 0	0- 0	NON-CONFERENCE	1- 2	3- 7
3- 3	0- 0	0- 0	HOME	0- 0	3- 3
0- 4	0- 0	0- 0	AWAY	0- 2	0- 2
1- 2	0- 0	0- 0	NEUTRAL	1- 0	0- 2
11- 4	0- 0	0- 0	CONFERENCE	1- 1	10- 3
6- 2	0- 0	0- 0	HOME	1- 0	5- 2
5- 2	0- 0	0- 0	AWAY	0- 1	5- 1
0- 0	0- 0	0- 0	NEUTRAL	0- 0	0- 0

RPI S	RPI 1-25 Opponent	Score
54	A Kansas St.	68 88
61	A Wyomi ng	60 78
72 N	Eastern Mi ch.	78 61
98 A	Montana	55 105
98 H	Montana	71 57
LAST 10 Di v		
54	A Kansas St.	68 88
183 H	Weber St.	70 71
311 H	Montana St.	77 75
98 H	Montana	71 57
183 H	Weber St.	84 66
RPI S	RPI 26-50 Opponent	Score
RPI S	RPI 51-100 Opponent	Score
104	A Northern Ari z.	64 74
104	H Northern Ari z.	84 71
123	H South Dakota St.	70 82
129	N Wi sconsi n	73 85
142	H Oregon	69 89
183	A Weber St.	82 81
183	H Weber St.	84 66
183	H Weber St.	70 71
191	N Washington St.	51 74
202	A Eastern Wash.	74 65
202	H Eastern Wash.	89 68
203	H Boise St.	89 91
235	A Portland St.	80 68
235	H Portland St.	80 93
236	H Idaho	99 89
255	A Southern Utah	75 80
262	A Sacramento St.	79 76
262	H Sacramento St.	75 60
286	H North Dakota St.	81 69
301	A Utah Valley St.	74 83
302	H Utah St.	96 73
311	A Montana St.	84 74
311	H Montana St.	77 75
si on I GAMES:		
202	A Eastern Wash.	74 65
235	A Portland St.	80 68
262	H Sacramento St.	75 60
104	H Northern Ari z.	84 71
98	A Montana	55 105

Non-Div I	Games: St. Martin's	92	57	Western Mont.	90	70
-----------	---------------------	----	----	---------------	----	----

I daho St.

Loss, Non-Conf, S Site, H Home A Away N Neutral

Page 114

Average RPI Win: 243		WON-LOST	WINNING	LAST 10	STRENGTH OF	OPP. STRENGTH	TEAM	ADJ.	CONF.	ADJ CONF.
Average RPI Loss: 140		RECORD	PCT. RANK	GAMES	SCHEDULE	OF SCHEDULE	RPI	RPI	RPI	RPI
DIV. I ONLY	16- 14	149	7- 3	258	236	190	192	23	23	
DIV. I NON-CONF.	4- 7	222	0- 0	259	181	256	257	20	20	
TOTALS	RPI 1-25	RPI 26-50	W-L RECORDS	RPI 51-100	RPI 100+					
16- 14	0- 0	0- 0	OVERALL	1- 7	15- 7					
9- 6	0- 0	0- 0	HOME	0- 2	9- 4					
5- 7	0- 0	0- 0	AWAY	0- 4	5- 3					
2- 1	0- 0	0- 0	NEUTRAL	1- 1	1- 0					
4- 7	0- 0	0- 0	NON-CONFERENCE	0- 2	4- 5					
3- 3	0- 0	0- 0	HOME	0- 0	3- 3					
0- 3	0- 0	0- 0	AWAY	0- 1	0- 2					
1- 1	0- 0	0- 0	NEUTRAL	0- 1	1- 0					
12- 7	0- 0	0- 0	CONFERENCE	1- 5	11- 2					
6- 3	0- 0	0- 0	HOME	0- 2	6- 1					
5- 4	0- 0	0- 0	AWAY	0- 3	5- 1					
1- 0	0- 0	0- 0	NEUTRAL	1- 0	0- 0					
RPI S	RPI 1-25 Opponent Score	RPI S	RPI 26-50 Opponent Score	RPI S	RPI 51-100 Opponent Score	RPI S	RPI 101+ Opponent Score	Team's RPI: 192		
				79 A Wi s. -Milwaukee	54 55	101 H UNI	53 63			
				79 A Wi s. -Milwaukee	63 71	164 A Northern Ill.	40 51			
				79 H Wi s. -Milwaukee	58 65	189 H Central Mich.	62 67			
				88 N Missouri St.	60 64	194 A Butler	83 64			
				97 A Evansville	43 73	194 H Butler	85 66			
				100 A Wi s. -Green Bay	58 77	195 A Detroit	67 62			
				100 H Wi s. -Green Bay	62 70	195 H Detroit	75 52			
				100 N Wi s. -Green Bay	74 62	207 N Mt. St. Mary's	83 67			
						213 H Northwestern	78 81			
						221 A Bradley	73 78			
						227 A Wright St.	53 68			
						227 H Wright St.	59 69			
						227 H Wright St.	80 78			
						254 H Alabama St.	84 39			
						257 H Eastern Ill.	86 77			
						258 H Chicago St.	80 62			
						274 A Youngstown St.	68 49			
						274 H Youngstown St.	74 64			
						306 A Loyola (Ill.)	79 66			
						306 H Loyola (Ill.)	73 51			
						323 A Cleveland St.	76 52			
						323 H Cleveland St.	68 66			
			LAST 10 Division I GAMES:							
			79 A Wi s. -Milwaukee	63 71	194 H Butler	85 66				
			100 N Wi s. -Green Bay	74 62	227 A Wright St.	53 68				
			227 H Wright St.	80 78	274 A Youngstown St.	68 49				
			195 A Detroit	67 62	323 A Cleveland St.	76 52				
			79 H Wi s. -Milwaukee	58 65	306 A Loyola (Ill.)	79 66				

Non-Div I Games:

Ill. -Chi cago

■ Loss, 
 ■ Non-Conf, S Site, 
 ■ Home 
 ■ Away 
 N Neutral

Average RPI Win:	191	WON-LOST	WINNING	LAST 10	STRENGTH OF	OPP. STRENGTH	TEAM	ADJ.	CONF.	ADJ CONF.
Average RPI Loss:	65	RECORD	PCT. RANK	GAMES	SCHEDULE	OF SCHEDULE	RPI	RPI	RPI	RPI

DIV. I ONLY	15- 14	156	4- 6	205	46	152	151	7	7
DIV. I NON-CONF.	8- 3	66	1- 1	273	82	115	117	5	5

TOTALS	RPI 1-25	RPI 26-50	W-L RECORDS	RPI 51-100	RPI 100+
15- 14	1- 6	0- 0	OVERALL	2- 6	13- 3
6- 5	1- 2	0- 0	HOME	2- 2	4- 1
6- 7	0- 3	0- 0	AWAY	0- 4	6- 1
3- 2	0- 1	0- 0	NEUTRAL	0- 0	3- 1
8- 3	1- 1	0- 0	NON-CONFERENCE	1- 1	7- 2
4- 0	1- 0	0- 0	HOME	1- 0	2- 0
3- 3	0- 1	0- 0	AWAY	0- 1	3- 1
2- 1	0- 0	0- 0	NEUTRAL	0- 0	2- 1
7- 11	0- 5	0- 0	CONFERENCE	1- 5	6- 1
3- 5	0- 2	0- 0	HOME	1- 2	2- 1
3- 5	0- 2	0- 0	AWAY	0- 3	3- 0
1- 1	0- 1	0- 0	NEUTRAL	0- 0	1- 0

RPI 1-25			RPI 26-50			RPI 51-100			RPI 101+			Team's RPI: 151		
RPI	S	Opponent	Score	RPI	S	Opponent	Score	RPI	S	Opponent	Score			
5	H	Oklahoma	86 75					53	H	Minnesota	49 64	101	N UNI	47 71
7	A	Ohio St.	49 75					55	A	Iowa	65 84	129	A Wisconsin	84 54
18	A	Michigan St.	61 72					55	H	Iowa	60 71	129	H Wisconsin	61 66
18	H	Michigan St.	51 57					57	A	Marquette	44 64	164	H Northern Ill.	57 43
24	H	Purdue	53 57					58	A	Indiana	48 63	176	H Illinois St.	85 74
24	N	Purdue	57 68					89	H	Western Ill.	58 37	210	A Rhode Island	73 62
25	A	Florida	64 69					96	A	Penn St.	52 78	213	A Northwestern	60 59
								96	H	Penn St.	66 57	213	H Northwestern	64 55
												213	N Northwestern	60 49
												220	A Michigan	67 57
												220	H Michigan	67 48
												221	A Bradley	80 64
												249	A Northern Colo.	55 65
												280	N St. Louis	75 40
												302	N Utah St.	62 43
												306	A Loyola (Ill.)	79 39
LAST 10 Division I GAMES:														
57	A	Marquette	44 64	55	H	Iowa	60 71	213	A	Northwestern	60 59			
89	H	Western Ill.	58 37	96	A	Penn St.	52 78	129	H	Wisconsin	61 66			
24	N	Purdue	57 68	18	H	Michigan St.	51 57							
213	N	Northwestern	60 49											
220	A	Michigan	67 57											

Non-Div I Games:

Illinois

Loss, Non-Conf, S Site, H Home A Away N Neutral

Average RPI Win:		186	WON-LOST		WINNING	LAST 10	STRENGTH OF		OPP. STRENGTH	TEAM	ADJ.	CONF.	ADJ CONF.	
Average RPI Loss:		123	RECORD		PCT. RANK	GAMES	SCHEDULE		OF SCHEDULE	RPI	RPI	RPI	RPI	
DIV. I ONLY		12- 16	200		4- 6		134		135		182	176	12	12
DIV. I NON-CONF.		5- 4	123		0- 0		180		236		152	150	10	10
TOTALS		RPI 1-25	RPI 26-50		W-L RECORDS		RPI 51-100		RPI 100+					
12- 16		0- 0	0- 2		OVERALL		3- 4		9- 10					
8- 5		0- 0	0- 1		HOME		2- 2		6- 2					
4- 10		0- 0	0- 1		AWAY		1- 2		3- 7					
0- 1		0- 0	0- 0		NEUTRAL		0- 0		0- 1					
5- 4		0- 0	0- 0		NON-CONFERENCE		0- 1		5- 3					
3- 1		0- 0	0- 0		HOME		0- 1		3- 0					
2- 3		0- 0	0- 0		AWAY		0- 0		2- 3					
0- 0		0- 0	0- 0		NEUTRAL		0- 0		0- 0					
7- 12		0- 0	0- 2		CONFERENCE		3- 3		4- 7					
5- 4		0- 0	0- 1		HOME		2- 1		3- 2					
2- 7		0- 0	0- 1		AWAY		1- 2		1- 4					
0- 1		0- 0	0- 0		NEUTRAL		0- 0		0- 1					
RPI 1-25		RPI 26-50		RPI 51-100		RPI 101+		Team's RPI: 176						
RPI S	Opponent	Score	RPI S	Opponent	Score	RPI S	Opponent	Score	RPI S	Opponent	Score			
			42 A	Indiana St.	76 92	88 A	Missouri St.	53 68	101 A	UNI	69 75			
			42 H	Indiana St.	71 75	88 H	Missouri St.	64 55	101 H	UNI	53 61			
						97 A	Evansville	79 66	101 N	UNI	62 70			
						97 H	Evansville	62 78	121 A	Ball St.	61 65			
						99 A	Drake	73 76	134 A	Oakland	71 73			
						99 H	Drake	64 61	151 A	Illinois	74 85			
						100 H	Wis.-Green Bay	60 76	156 H	South Ala.	57 50			
									164 H	Northern Ill.	60 50			
									181 A	Wichita St.	73 85			
									181 H	Wichita St.	66 52			
									187 A	UTEP	83 71			
									193 A	Southern Ill.	58 59			
									193 H	Southern Ill.	65 87			
									221 A	Bradley	63 71			
									221 H	Bradley	66 51			
									237 A	Creighton	71 68			
									237 H	Creighton	75 61			
									258 A	Chicago St.	70 63			
									306 H	Loyola (Ill.)	82 56			
LAST 10 Division I GAMES:														
			101 N	UNI	62 70	88 A	Missouri St.	53 68						
			193 A	Southern Ill.	58 59	181 A	Wichita St.	73 85						
			97 A	Evansville	79 66	221 H	Bradley	66 51						
			237 H	Creighton	75 61	101 H	UNI	53 61						
			99 H	Drake	64 61	42 H	Indiana St.	71 75						

Non-Div I Games:

Illinois St.

Loss, Non-Conf, S Site, H Home A Away N Neutral

Illinois St.

Illinois St.

Average RPI Win:		137	WON-LOST RECORD		WINNING PCT. RANK		LAST 10 GAMES		STRENGTH OF SCHEDULE		OPP. STRENGTH OF SCHEDULE		TEAM RPI		ADJ. RPI		CONF. RPI		ADJ CONF. RPI		
Average RPI Loss:		35																			
DIV. I ONLY		17- 13	125		6- 4				23		51		58		58		7		7		
DIV. I NON-CONF.		6- 5	134		2- 1				19		63		63		63		5		5		
TOTALS		RPI 1-25	RPI 26-50		W-L RECORDS		RPI 51-100		RPI 100+												
17- 13		1- 6	1- 3		OVERALL		7- 5		10- 0												
7- 6		0- 3	0- 2		HOME		3- 1		5- 0												
7- 6		1- 2	1- 1		AWAY		2- 4		4- 0												
3- 1		0- 1	0- 0		NEUTRAL		2- 0		1- 0												
6- 5		0- 1	1- 3		NON-CONFERENCE		3- 2		4- 0												
3- 3		0- 1	0- 2		HOME		1- 0		2- 0												
4- 3		0- 0	1- 1		AWAY		1- 2		2- 0												
1- 0		0- 0	0- 0		NEUTRAL		1- 0		0- 0												
11- 8		1- 5	0- 0		CONFERENCE		4- 3		6- 0												
5- 3		0- 2	0- 0		HOME		2- 1		3- 0												
4- 4		1- 2	0- 0		AWAY		1- 2		2- 0												
2- 1		0- 1	0- 0		NEUTRAL		1- 0		1- 0												
RPI 1-25		RPI 26-50		RPI 51-100		Team's RPI : 58		RPI 101+													
RPI S	Opponent	Score	RPI S	Opponent	Score	RPI S	Opponent	Score	RPI S	Opponent	Score										
7	A Ohio St.	50 60	27	H Notre Dame	61 74	53	A Minnesota	58 65	125	A Belmont	68 51										
7	H Ohio St.	45 61	36	H Bowling Green	50 68	53	H Minnesota	64 69	129	A Wisconsin	71 64										
10	H Baylor	62 74	42	A Indiana St.	68 62	53	N Minnesota	61 46	151	H Illinois	63 48										
18	A Michigan St.	59 65	49	A Louisville	67 72	55	A Iowa	70 78	193	A Southern Ill.	64 59										
24	A Purdue	63 61				55	H Iowa	65 53	213	A Northwestern	69 56										
24	H Purdue	56 61				57	A Marquette	54 57	213	H Northwestern	60 46										
24	N Purdue	41 67				71	A Cincinnati	59 73	220	H Michigan	69 44										
						72	A Eastern Mich.	70 64	220	N Michigan	68 52										
						76	N Boston U.	62 54	261	H North Fla.	68 46										
						84	H Rice	67 57	274	H Youngstown St.	74 38										
						96	A Penn St.	54 50													
						96	H Penn St.	58 43													
LAST 10 Division I GAMES:																					
			57	A Marquette	54 57	220		N Michigan	68 52												
			42	A Indiana St.	68 62	55		A Iowa	70 78												
			84	H Rice	67 57	53		A Minnesota	58 65												
			24	N Purdue	41 67	24		A Purdue	63 61												
			53	N Minnesota	61 46	213		H Northwestern	60 46												

Non-Div I Games:

Indiana

  Loss, 
   Non-Conf, S Site, 
   Home 
   Away 
 N Neutral

Average RPI Win: 168				WON-LOST RECORD		WINNING PCT. RANK		LAST 10 GAMES		STRENGTH OF SCHEDULE		OPP. STRENGTH OF SCHEDULE		TEAM RPI		ADJ. RPI		CONF. RPI		ADJ CONF. RPI	
Average RPI Loss: 60																					
DIV. I ONLY				26- 5		15		7- 3		112		102		41		42		12		12	
DIV. I NON-CONF.				8- 2		43		1- 1		79		99		35		38		10		10	
TOTALS				RPI 1-25		RPI 26-50		W-L RECORDS		RPI 51-100		RPI 100+									
26- 5				0- 2		1- 0		OVERALL		7- 4		19- 0									
11- 1				0- 0		1- 0		HOME		4- 2		7- 0									
12- 3				0- 1		0- 0		AWAY		2- 2		10- 0									
3- 1				0- 1		0- 0		NEUTRAL		1- 0		2- 0									
8- 2				0- 2		1- 0		NON-CONFERENCE		2- 1		6- 0									
4- 1				0- 0		1- 0		HOME		2- 1		1- 0									
4- 1				0- 1		0- 0		AWAY		0- 0		4- 0									
1- 1				0- 1		0- 0		NEUTRAL		0- 0		1- 0									
18- 3				0- 0		0- 0		CONFERENCE		5- 3		13- 0									
8- 1				0- 0		0- 0		HOME		2- 1		6- 0									
8- 2				0- 0		0- 0		AWAY		2- 2		6- 0									
2- 0				0- 0		0- 0		NEUTRAL		1- 0		1- 0									
RPI 1-25				RPI 26-50		Team's RPI: 42		RPI 51-100		RPI 101+											
RPI S	Opponent		Score	RPI S	Opponent		Score	RPI S	Opponent		Score	RPI S	Opponent		Score						
4	A	Connecti cut	43 86	35	H	Chattanooga	74 53	58	H	Indi ana	62 68	101	A	UNI	74 62						
23	N	Kentucky	58 68					72	H	Eastern Mi ch.	79 57	101	H	UNI	53 41						
								88	A	Mi ssouri St.	46 76	173	A	Pepperdi ne	91 73						
								88	A	Mi ssouri St.	55 64	176	A	Illinois St.	75 71						
								88	H	Mi ssouri St.	58 34	176	H	Illinois St.	92 76						
								97	A	Evansville	79 69	181	A	Wi chi ta St.	88 85						
								97	H	Evansville	86 56	181	H	Wi chi ta St.	85 60						
								97	N	Evansville	81 65	193	A	Southern Ill.	82 70						
								99	A	Drake	92 87	193	H	Southern Ill.	74 61						
								99	H	Drake	65 70	194	N	Butler	85 72						
								100	H	Wi s. -Green Bay	98 59	201	H	Tol edo	74 56						
												221	A	Bradl ey	70 59						
												221	H	Bradl ey	78 52						
												237	A	Crei ghton	79 60						
												237	H	Crei ghton	78 58						
												237	N	Crei ghton	73 51						
												246	A	Eastern Ky.	96 81						
												274	A	Youngstown St.	96 57						
												306	A	Loyol a (Ill.)	93 80						
						LAST 10 Div		sion I GAMES:													
								58	H	Indi ana	62 68	97	H	Evansville	86 56						
								72	H	Eastern Mi ch.	79 57	193	A	Southern Ill.	82 70						
								88	A	Mi ssouri St.	55 64	99	H	Drake	65 70						
								97	N	Evansville	81 65	237	H	Crei ghton	78 58						
								237	N	Crei ghton	73 51	181	A	Wi chi ta St.	88 85						

Average RPI Win: 246		WON-LOST	WINNING	LAST 10	STRENGTH OF	OPP. STRENGTH	TEAM	ADJ.	CONF.	ADJ CONF.
Average RPI Loss: 77		RECORD	PCT. RANK	GAMES	SCHEDULE	OF SCHEDULE	RPI	RPI	RPI	RPI
DIV. I ONLY	17- 12	113	8- 2	124	248	115	114	19	19	
DIV. I NON-CONF.	3- 6	235	0- 0	13	176	113	111	19	19	
TOTALS	RPI 1-25	RPI 26-50	W-L RECORDS	RPI 51-100	RPI 100+					
17- 12	0- 1	0- 2	OVERALL	0- 5	17- 4					
8- 4	0- 0	0- 0	HOME	0- 2	8- 2					
8- 6	0- 1	0- 1	AWAY	0- 2	8- 2					
1- 2	0- 0	0- 1	NEUTRAL	0- 1	1- 0					
3- 6	0- 1	0- 2	NON-CONFERENCE	0- 2	3- 1					
2- 1	0- 0	0- 0	HOME	0- 1	2- 0					
1- 4	0- 1	0- 1	AWAY	0- 1	1- 1					
0- 1	0- 0	0- 1	NEUTRAL	0- 0	0- 0					
14- 6	0- 0	0- 0	CONFERENCE	0- 3	14- 3					
6- 3	0- 0	0- 0	HOME	0- 1	6- 2					
7- 2	0- 0	0- 0	AWAY	0- 1	7- 1					
1- 1	0- 0	0- 0	NEUTRAL	0- 1	1- 0					
RPI S	RPI 1-25	RPI 26-50	RPI 51-100	RPI 101+	Team's RPI: 114					
12 A	Georgi a	27 A	Notre Dame	65 A	St. Joseph' s	115 A	Loyol a (Md.)	69	77	
	60	55	74	66	68	115 H	Loyol a (Md.)	63	65	
	97	45	62	70 H	Mari st	122 A	Army	54	67	
				70 H	Mari st	124 H	Bucknel I	75	58	
				70 N	Mari st	130 A	Can i si us	77	65	
				95 H	Sacred Heart	130 H	Can i si us	59	76	
						181 H	Wi chi ta St.	73	71	
						216 A	Manhattan	74	64	
						216 H	Manhattan	71	68	
						218 A	St. Peter' s	72	57	
						218 H	St. Peter' s	73	71	
						231 A	Si ena	73	66	
						231 H	Si ena	83	69	
						242 A	Fai rfi el d	71	56	
						242 H	Fai rfi el d	79	60	
						315 A	Ri der	64	53	
						315 H	Ri der	78	58	
						322 A	Ni agara	67	61	
						322 H	Ni agara	70	64	
						322 N	Ni agara	72	57	
						331 A	Wagner	67	58	
		LAST 10 Div	si on I GAMES:							
		70 N	Mari st	59	60	70 H	Mari st	62	80	
		322 N	Ni agara	72	57	322 H	Ni agara	70	64	
		216 A	Manhattan	74	64	231 A	Si ena	73	66	
		315 A	Ri der	64	53	218 H	St. Peter' s	73	71	
		231 H	Si ena	83	69	242 H	Fai rfi el d	79	60	

Non-Di v I Games:

Iona



Average RPI Win: 149		WON-LOST RECORD		WINNING PCT. RANK		LAST 10 GAMES		STRENGTH OF SCHEDULE		OPP. STRENGTH OF SCHEDULE		TEAM RPI		ADJ. RPI		CONF. RPI		ADJ CONF. RPI		
DIV. I ONLY		17- 11		104		5- 5		38		48		56		55		7		7		
DIV. I NON-CONF.		7- 4		101		0- 1		22		65		41		42		5		5		
TOTALS		RPI 1-25		RPI 26-50		W-L RECORDS		RPI 51-100		RPI 100+										
17- 11		2- 7		0- 1		OVERALL		4- 4		11- 0										
11- 3		2- 2		0- 0		HOME		4- 1		5- 0										
5- 6		0- 2		0- 1		AWAY		0- 3		5- 0										
1- 3		0- 3		0- 0		NEUTRAL		0- 0		1- 0										
7- 4		0- 3		0- 1		NON-CONFERENCE		3- 1		4- 0										
5- 1		0- 1		0- 0		HOME		3- 0		2- 0										
1- 2		0- 0		0- 1		AWAY		0- 1		1- 0										
1- 2		0- 2		0- 0		NEUTRAL		0- 0		1- 0										
10- 7		2- 4		0- 0		CONFERENCE		1- 3		7- 0										
6- 2		2- 1		0- 0		HOME		1- 1		3- 0										
4- 4		0- 2		0- 0		AWAY		0- 2		4- 0										
0- 1		0- 1		0- 0		NEUTRAL		0- 0		0- 0										
RPI 1-25		RPI 26-50		RPI 51-100		Team's RPI : 55		RPI 101+												
RPI S	Opponent	Score		RPI S	Opponent	Score		RPI S	Opponent	Score		RPI S	Opponent	Score						
5 N	Oklahoma	68	85	39 A	Louisiana Tech	91	95	53 H	Minnesota	68	80	101 A	UNI	65	54					
7 A	Ohio St.	77	88					58 A	Indiana	53	65	129 A	Wisconsin	68	59					
7 H	Ohio St.	62	72					58 H	Indiana	78	70	151 A	Illinois	71	60					
9 H	Rutgers	51	57					73 A	Iowa St.	61	77	151 H	Illinois	84	65					
18 A	Michigan St.	71	73					79 H	Wis.-Milwaukee	82	42	199 H	Vermont	79	57					
18 H	Michigan St.	75	64					96 A	Penn St.	61	72	213 A	Northwestern	80	48					
18 N	Michigan St.	58	79					99 H	Drake	92	72	213 H	Northwestern	76	61					
21 N	Brigham Young	62	67					100 H	Wis.-Green Bay	81	57	220 A	Michigan	77	63					
24 H	Purdue	77	71									220 H	Michigan	67	55					
												237 H	Creighton	74	64					
												315 N	Rider	88	41					
LAST 10 Division I GAMES:																				
21 N	Brigham Young	62	67	18 A	Michigan St.	71	73													
18 N	Michigan St.	58	79	7 A	Ohio St.	77	88													
58 H	Indiana	78	70	213 H	Northwestern	76	61													
151 A	Illinois	71	60	24 H	Purdue	77	71													
220 H	Michigan	67	55	96 A	Penn St.	61	72													

Non-Div I Games:

Iowa

Through games of Sunday, March 12, 2000																			
Average RPI Win: 154		WON-LOST RECORD		WINNING PCT. RANK		LAST 10 GAMES		STRENGTH OF SCHEDULE		OPP. STRENGTH OF SCHEDULE		TEAM RPI		ADJ. RPI		CONF. RPI		ADJ. CONF. RPI	
Average RPI Loss: 49																			
DIV. I ONLY		17- 12		113		5- 5		74		47		73		73		4		4	
DIV. I NON-CONF.		9- 2		29		1- 1		168		90		65		65		4		3	
TOTALS		RPI 1-25		RPI 26-50		W-L RECORDS		RPI 51-100		RPI 100+									
17- 12		0- 4		0- 1		OVERALL		8- 6		10- 2									
10- 4		0- 2		0- 0		HOME		5- 2		6- 1									
4- 6		0- 0		0- 1		AWAY		2- 4		2- 1									
3- 2		0- 2		0- 0		NEUTRAL		1- 0		2- 0									
9- 2		0- 1		0- 0		NON-CONFERENCE		3- 2		7- 0									
7- 1		0- 0		0- 0		HOME		2- 1		5- 0									
1- 1		0- 0		0- 0		AWAY		1- 1		0- 0									
2- 1		0- 1		0- 0		NEUTRAL		0- 0		2- 0									
8- 10		0- 3		0- 1		CONFERENCE		5- 4		3- 2									
4- 4		0- 2		0- 0		HOME		3- 1		1- 1									
3- 5		0- 0		0- 1		AWAY		1- 3		2- 1									
1- 1		0- 1		0- 0		NEUTRAL		1- 0		0- 0									
RPI 1-25		RPI 26-50		RPI 51-100		Team's RPI: 73		RPI 101+											
RPI S	Opponent	Score		RPI S	Opponent	Score		RPI S	Opponent	Score		RPI S	Opponent	Score					
5	H Okl ahoma	67 87		31	A Texas A&M	53 64		52	A Texas	50 80		101	N UNI	61 54					
5	N Okl ahoma	74 78						52	N Texas	72 68		107	A Kansas	64 65					
10	H Bayl or	64 79						53	A Mi nnesota	61 66		107	H Kansas	56 57					
11	N North Carol ina St.	59 81						54	A Kansas St.	71 66		148	H IUPUI	70 55					
								54	H Kansas St.	64 73		180	H UC Ri versi de	65 40					
								55	H Iowa	77 61		200	A Col orado	86 71					
								57	H Marquette	63 69		200	H Col orado	56 46					
								63	H Texas Tech	69 65		223	A Okl ahoma St.	71 62					
								68	A Mi ssouri	59 67		261	N North Fla.	74 48					
								68	H Mi ssouri	66 60		295	H Ni chol is St.	77 28					
								80	A Nebraska	42 54		299	H Akron	76 43					
								80	H Nebraska	79 57		300	H I PFW	87 68					
								99	A Drake	69 57									
								100	H Wi s. -Green Bay	79 71									
LAST 10 Div				si on I GAMES:															
57	H Marquette	63 69		31	A Texas A&M	53 64		68	A Mi ssouri	59 67		107	H Kansas	56 57		63	H Texas Tech	69 65	
100	H Wi s. -Green Bay	79 71		68	A Mi ssouri	59 67		54	A Kansas St.	71 66									
5	N Okl ahoma	74 78																	
52	N Texas	72 68																	
200	H Col orado	56 46																	

### Non-Div I Games:

Iowa St.

Loss, Non-Conf, S Site, H Home A Away N Neutral

Average RPI Win: 288		WON-LOST RECORD		WINNING PCT. RANK		LAST 10 GAMES		STRENGTH OF SCHEDULE		OPP. STRENGTH OF SCHEDULE		TEAM RPI		ADJ. RPI		CONF. RPI		ADJ CONF. RPI		
DIV. I ONLY		17- 13		125		7- 3		308		317		207		214		32		32		
DIV. I NON-CONF.		2- 8		290		0- 1		247		168		292		292		32		32		
TOTALS		RPI 1-25		RPI 26-50		W-L RECORDS		RPI 51-100				RPI 100+								
17- 13		0- 0		0- 0		OVERALL		0- 3				17- 11								
7- 4		0- 0		0- 0		HOME		0- 0				7- 4								
9- 7		0- 0		0- 0		AWAY		0- 3				9- 5								
1- 2		0- 0		0- 0		NEUTRAL		0- 0				1- 2								
2- 8		0- 0		0- 0		NON-CONFERENCE		0- 3				2- 6								
1- 1		0- 0		0- 0		HOME		0- 0				1- 1								
1- 7		0- 0		0- 0		AWAY		0- 3				1- 4								
0- 1		0- 0		0- 0		NEUTRAL		0- 0				0- 1								
15- 5		0- 0		0- 0		CONFERENCE		0- 0				15- 5								
6- 3		0- 0		0- 0		HOME		0- 0				6- 3								
8- 1		0- 0		0- 0		AWAY		0- 0				8- 1								
1- 1		0- 0		0- 0		NEUTRAL		0- 0				1- 1								
RPI 1-25		RPI 26-50		RPI 51-100		RPI 101+ Team's RPI: 214														
RPI S	Opponent	Score	RPI S	Opponent	Score	RPI S	Opponent	Score	RPI S	Opponent	Score	RPI S	Opponent	Score	RPI S	Opponent	Score	RPI S	Opponent	Score
						56 A UNLV	39 73		126 A Oral Roberts	70 96										
						69 A Stephen F. Austin	67 85		145 A Ark. -Little Rock	44 54										
						84 A Ri ce	48 64		155 A UAB	62 73										
									170 A Southern U.	55 61										
									170 H Southern U.	75 55										
									190 A Southern Mi ss.	67 76										
									195 N Detroit	64 78										
									222 H McNeese St.	52 53										
									243 A Mi ssi ssi ppi Val .	59 58										
									243 H Mi ssi ssi ppi Val .	68 69										
									254 A Al abama St.	76 56										
									254 H Al abama St.	52 51										
									254 N Al abama St.	57 67										
									277 A Al corn St.	60 59										
									277 H Al corn St.	70 48										
									282 A Al abama A&M	71 50										
									282 H Al abama A&M	41 44										
									288 A Grambl ing	80 62										
									288 H Grambl ing	61 66										
									291 H Southeastern La.	61 39										
									313 A Centenary (La.)	73 61										
									316 A Ark. -Pi ne Bl uff	63 52										
									316 H Ark. -Pi ne Bl uff	60 58										
									316 N Ark. -Pi ne Bl uff	56 55										
									324 A Prai ri e View	85 71										
									324 H Prai ri e View	73 64										
									328 A Texas Southern	62 53										
									328 H Texas Southern	65 54										
Non-Div I Games:																				
LAST 10 Div sion I GAMES:																				
						84 A Ri ce	48 64		316 H Ark. -Pi ne Bl uff	60 58										
						254 N Al abama St.	57 67		243 H Mi ssi ssi ppi Val .	68 69										
						316 N Ark. -Pi ne Bl uff	56 55		288 A Grambl ing	80 62										
						254 A Al abama St.	76 56		328 A Texas Southern	62 53										
						282 A Al abama A&M	71 50		324 A Prai ri e View	85 71										

Jackson St.

Jacksonville				Through Games Of Sunday, March 12, 2000						
Average RPI Win:	291	WON-LOST RECORD	WINNING PCT. RANK	LAST 10 GAMES	STRENGTH OF SCHEDULE	OPP. STRENGTH OF SCHEDULE	TEAM RPI	ADJ. RPI	CONF. RPI	ADJ CONF. RPI
Average RPI Loss:	199									
DIV. I ONLY	10- 18	236	5- 5	320	312	297	297	25	26	
DIV. I NON-CONF.	5- 6	168	2- 0	331	332	316	316	30	30	
-----										
TOTALS	RPI 1-25	RPI 26-50	W-L RECORDS		RPI 51-100	RPI 100+				
10- 18	0- 0	0- 1	OVERALL		0- 0	10- 17				
7- 6	0- 0	0- 0	HOME		0- 0	7- 6				
3- 10	0- 0	0- 1	AWAY		0- 0	3- 9				
0- 2	0- 0	0- 0	NEUTRAL		0- 0	0- 2				
5- 6	0- 0	0- 1	NON-CONFERENCE		0- 0	5- 5				
3- 2	0- 0	0- 0	HOME		0- 0	3- 2				
2- 3	0- 0	0- 1	AWAY		0- 0	2- 2				
0- 1	0- 0	0- 0	NEUTRAL		0- 0	0- 1				
5- 12	0- 0	0- 0	CONFERENCE		0- 0	5- 12				
4- 4	0- 0	0- 0	HOME		0- 0	4- 4				
1- 7	0- 0	0- 0	AWAY		0- 0	1- 7				
0- 1	0- 0	0- 0	NEUTRAL		0- 0	0- 1				
-----										
RPI 1-25		RPI 26-50		RPI 51-100		RPI 101+		Team's RPI: 297		
RPI S	Opponent	Score	RPI S	Opponent	Score	RPI S	Opponent	Score		
			43 A	South Fla.	60 98					
						125 A	Bel mont	56 72		
						125 H	Bel mont	59 66		
						146 A	Fl a. Atlantic	71 74		
						146 H	Fl a. Atlantic	59 62		
						146 N	Fl a. Atlantic	61 74		
						161 A	East Tenn. St.	53 74		
						161 H	East Tenn. St.	72 84		
						165 A	UNC Asheville	47 65		
						189 H	Central Mi ch.	54 66		
						215 A	Gardner-Webb	52 64		
						215 H	Gardner-Webb	65 53		
						251 A	Mercer	64 76		
						251 H	Mercer	59 66		
						260 A	Campbel l	69 85		
						260 H	Campbel l	63 55		
						261 A	North Fl a.	51 64		
						261 H	North Fl a.	56 51		
						271 A	Stetson	75 70		
						271 H	Stetson	71 59		
						307 N	Norfol k St.	68 79		
						312 A	Li pscomb	58 70		
						312 H	Li pscomb	78 46		
						325 A	Kennesaw St.	66 63		
						325 H	Kennesaw St.	60 66		
						327 H	Bethune-Cookman	69 40		
						332 A	Savannah St.	68 48		
						332 H	Savannah St.	70 55		
			LAST 10 Division I GAMES:							
			146 N	Fl a. Atlantic	61 74	261 H	North Fl a.	56 51		
			271 A	Stetson	75 70	146 H	Fl a. Atlantic	59 62		
			251 A	Mercer	64 76	325 A	Kennesaw St.	66 63		
			125 H	Bel mont	59 66	161 A	East Tenn. St.	53 74		
			312 H	Li pscomb	78 46	215 H	Gardner-Webb	65 53		

Jacksonville

J  
a  
c  
k  
s  
o  
n  
v  
i  
l  
l  
e

### Non-Div l Games:

Jacksonville

Loss, Non-Conf, S Site, H Home A Away N Neutral

Jacksonville St.				Through Games Of Sunday, March 12, 2000						
Average RPI Win:	266	WON-LOST RECORD	WINNING PCT. RANK	LAST 10 GAMES	STRENGTH OF SCHEDULE	OPP. STRENGTH OF SCHEDULE	TEAM RPI	ADJ. RPI	CONF. RPI	ADJ CONF. RPI
Average RPI Loss:	150									
DIV. I ONLY	11- 17	217	6- 4	282	242	266	264	22	22	
DIV. I NON-CONF.	2- 5	262	0- 0	301	194	303	302	23	22	
<hr/>										
TOTALS	RPI 1-25		RPI 26-50		W-L RECORDS		RPI 51-100		RPI 100+	
11- 17	0- 1		0- 0		OVERALL		0- 5		11- 11	
6- 5	0- 0		0- 0		HOME		0- 2		6- 3	
5- 12	0- 1		0- 0		AWAY		0- 3		5- 8	
0- 0	0- 0		0- 0		NEUTRAL		0- 0		0- 0	
2- 5	0- 1		0- 0		NON-CONFERENCE		0- 1		2- 3	
1- 0	0- 0		0- 0		HOME		0- 0		1- 0	
1- 5	0- 1		0- 0		AWAY		0- 1		1- 3	
0- 0	0- 0		0- 0		NEUTRAL		0- 0		0- 0	
9- 12	0- 0		0- 0		CONFERENCE		0- 4		9- 8	
5- 5	0- 0		0- 0		HOME		0- 2		5- 3	
4- 7	0- 0		0- 0		AWAY		0- 2		4- 5	
0- 0	0- 0		0- 0		NEUTRAL		0- 0		0- 0	
<hr/>										
RPI 1-25		RPI 26-50			RPI 51-100		Team's RPI: 264			
RPI S	Opponent	Score	RPI S	Opponent	Score	RPI S	Opponent	Score	RPI S	Opponent
17 A	Utah	46 83				81 A	Tennessee Tech	61 75	105 A	Samford
						81 H	Tennessee Tech	64 95	105 A	Samford
						83 A	Auburn	70 91	105 H	Samford
						90 A	Southeast Mo. St.	72 87	144 A	UNC Wilmington
						90 H	Southeast Mo. St.	76 83	171 A	Austin Peay
									171 H	Austin Peay
									206 A	Morehead St.
									206 H	Morehead St.
									212 A	Murray St.
									212 H	Murray St.
									217 A	Troy
									246 A	Eastern Ky.
									246 H	Eastern Ky.
									257 A	Eastern Ill.
									257 H	Eastern Ill.
									296 A	Tenn. -Martin
									296 H	Tenn. -Martin
									299 A	Akron
									301 A	Utah Valley St.
									325 H	Kennesaw St.
									329 A	Tennessee St.
									329 H	Tennessee St.
LAST 10 Division I GAMES:										
105 A	Samford	56 58	81 A	Tennessee Tech	61 75					
90 A	Southeast Mo. St.	72 87	212 A	Murray St.	69 63					
257 H	Eastern Ill.	67 60	257 H	Eastern Ill.	82 72					
206 H	Morehead St.	75 82	329 A	Tennessee St.	82 47					
246 H	Eastern Ky.	79 77	296 H	Tenn. -Martin	84 55					

J a c k s o n v i l l e s t .

Jacksonville

### Non-Div l Games:

Jacksonville St.

Loss, Non-Conf, S Site, H Home A Away N Neutral

Average RPI Win: 173		WON-LOST	WINNING	LAST 10	STRENGTH OF	OPP. STRENGTH	TEAM	ADJ.	CONF.	ADJ CONF.
Average RPI Loss: 52		RECORD	PCT. RANK	GAMES	SCHEDULE	OF SCHEDULE	RPI	RPI	RPI	RPI
DIV. I ONLY	24- 6	20	7- 3	111	95	46	50	8	8	
DIV. I NON-CONF.	8- 1	20	0- 1	253	191	73	74	8	8	
TOTALS	RPI 1-25	RPI 26-50	W-L RECORDS	RPI 51-100	RPI 100+					
24- 6	1- 3	0- 0	OVERALL	2- 3	21- 1					
13- 0	1- 0	0- 0	HOME	1- 0	11- 0					
7- 5	0- 2	0- 0	AWAY	0- 3	7- 1					
4- 1	0- 1	0- 0	NEUTRAL	1- 0	3- 0					
8- 1	0- 1	0- 0	NON-CONFERENCE	0- 1	8- 0					
4- 0	0- 0	0- 0	HOME	0- 0	4- 0					
2- 2	0- 1	0- 0	AWAY	0- 1	2- 0					
2- 0	0- 0	0- 0	NEUTRAL	0- 0	2- 0					
16- 5	1- 2	0- 0	CONFERENCE	2- 2	13- 1					
9- 0	1- 0	0- 0	HOME	1- 0	7- 0					
5- 4	0- 1	0- 0	AWAY	0- 2	5- 1					
2- 1	0- 1	0- 0	NEUTRAL	1- 0	1- 0					
RPI S	RPI 1-25	RPI 26-50	Team's RPI: 50	RPI 51-100	RPI 101+					
RPI S	Opponent	Score	RPI S	Opponent	Score	RPI S	Opponent	Score		
14	A Old Domini on	63 72		60	A Charlotte	62 70	110	A Coppi n St.	63 39	
14	H Old Domini on	75 68		67	A Del aware	62 70	116	H Ri chmond	69 57	
14	N Old Domini on	54 58		67	H Del aware	65 57	118	A Wi lli am & Mary	70 82	
16	A Vi rgi ni a Tech	71 86		67	N Del aware	61 59	118	H Wi lli am & Mary	73 49	
				77	A Hofstra	53 65	120	A Drexel	52 50	
							120	N Drexel	53 51	
							128	A George Mason	68 50	
							128	H George Mason	67 39	
							139	A East Caro.	74 51	
							144	H UNC Wi lmi ngton	55 35	
							163	A Va. Commonweal th	80 67	
							163	H Va. Commonweal th	69 54	
							224	A Towson	87 53	
							224	H Towson	75 61	
							232	A Northeastern	74 59	
							232	H Northeastern	68 56	
							238	H Georgia St.	79 54	
							256	N Cal Poly	74 63	
							259	H Longwood	76 60	
							287	H Charleston So.	86 31	
							298	H Hampton	68 50	
							303	N Lafayette	70 50	
LAST 10 Div sion I GAMES:										
60	A Charlotte	62 70	238	H Georgi a St.	79 54					
14	N Old Domini on	54 58	232	A Northeastern	74 59					
67	N Del aware	61 59	118	A Wi lli am & Mary	70 82					
120	N Drexel	53 51	128	H George Mason	67 39					
14	H Old Domini on	75 68	224	A Towson	87 53					

James Madison

Non-Div I Games:

James Madison

Loss, 
Non-Conf, S Site, 
H Home
A Away 
N Neutral

Average RPI Win:	161	WON-LOST	WINNING	LAST 10	STRENGTH OF	OPP. STRENGTH	TEAM	ADJ.	CONF.	ADJ CONF.
Average RPI Loss:	75	RECORD	PCT. RANK	GAMES	SCHEDULE	OF SCHEDULE	RPI	RPI	RPI	RPI

DIV. I ONLY	16- 12	123	3- 7	140	62	107	107	4	4
DIV. I NON-CONF.	11- 0	1	1- 1	299	151	66	66	4	3

TOTALS	RPI 1-25	RPI 26-50	W-L RECORDS	RPI 51-100	RPI 100+
16- 12	0- 2	0- 1	OVERALL	5- 8	12- 2
15- 4	0- 0	0- 1	HOME	4- 3	12- 1
1- 7	0- 2	0- 0	AWAY	1- 4	0- 1
0- 1	0- 0	0- 0	NEUTRAL	0- 1	0- 0
11- 0	0- 0	0- 0	NON-CONFERENCE	1- 1	11- 0
12- 1	0- 0	0- 0	HOME	1- 1	11- 0
0- 0	0- 0	0- 0	AWAY	0- 0	0- 0
0- 0	0- 0	0- 0	NEUTRAL	0- 0	0- 0
5- 12	0- 2	0- 1	CONFERENCE	4- 7	1- 2
4- 4	0- 0	0- 1	HOME	3- 2	1- 1
1- 7	0- 2	0- 0	AWAY	1- 4	0- 1
0- 1	0- 0	0- 0	NEUTRAL	0- 1	0- 0

RPI 1-25				RPI 26-50				RPI 51-100				RPI 101+			
RPI	S	Opponent	Score	RPI	S	Opponent	Score	RPI	S	Opponent	Score	RPI	S	Opponent	Score
5	A	Okla homa	57 86	31	H	Texas A&M	64 78	52	H	Texas	70 61	101	H	UNI	59 49
10	A	Bayl or	40 90					54	A	Kansas St.	63 69	112	H	Bi nghamton	77 53
								54	H	Kansas St.	44 62	129	H	Wi sconsi n	90 87
								54	N	Kansas St.	52 72	173	H	Pepperdi ne	73 60
								63	A	Texas Tech	50 62	195	H	Detroi t	70 68
								68	A	Mi ssouri	57 64	200	A	Col orado	65 74
								68	H	Mi ssouri	81 71	200	H	Col orado	71 77
								73	A	Iowa St.	57 56	204	H	La Salle	75 72
								73	H	Iowa St.	65 64	223	H	Okla homa St.	66 46
								74	H	Fl ori da Int' l	73 65	229	H	UMKC	73 51
								80	A	Nebraska	61 73	232	H	Northeastern	70 65
								80	H	Nebraska	57 65	237	H	Crei ghton	63 52
								82	H	Mi ssi ssi ppi	76 78	248	H	Bi rmi ngham-So.	72 50
												310	H	New OrL eans	100 50
LAST 10 Division I GAMES:															
82	H	Mi ssi ssi ppi	76 78	63	A	Texas Tech	50 62								
101	H	UNI	59 49	73	A	Iowa St.	57 56								
54	N	Kansas St.	52 72	80	H	Nebraska	57 65								
54	H	Kansas St.	44 62	68	A	Mi ssouri	57 64								
68	H	Mi ssouri	81 71	5	A	Okla homa	57 86								

Non-Div I Games:

Kansas

Loss, Non-Conf, S Site, H Home A Away N Neutral

Average RPI Win:	138	WON-LOST	WINNING	LAST 10	STRENGTH OF	OPP. STRENGTH	TEAM	ADJ.	CONF.	ADJ CONF.
Average RPI Loss:	46	RECORD	PCT. RANK	GAMES	SCHEDULE	OF SCHEDULE	RPI	RPI	RPI	RPI

DIV. I ONLY	19- 10	76	7- 3	48	81	52	54	4	4
DIV. I NON-CONF.	10- 1	11	4- 0	94	215	23	23	4	3

TOTALS	RPI 1-25	RPI 26-50	W-L RECORDS	RPI 51-100	RPI 100+
19- 10	1- 3	1- 1	OVERALL	7- 6	15- 0
9- 5	1- 2	1- 0	HOME	5- 3	7- 0
8- 4	0- 0	0- 1	AWAY	2- 3	6- 0
2- 1	0- 1	0- 0	NEUTRAL	0- 0	2- 0
10- 1	1- 0	1- 0	NON-CONFERENCE	3- 1	9- 0
9- 1	1- 0	1- 0	HOME	2- 1	5- 0
4- 0	0- 0	0- 0	AWAY	1- 0	3- 0
1- 0	0- 0	0- 0	NEUTRAL	0- 0	1- 0
10- 9	0- 3	0- 1	CONFERENCE	4- 5	6- 0
5- 4	0- 2	0- 0	HOME	3- 2	2- 0
4- 4	0- 0	0- 1	AWAY	1- 3	3- 0
1- 1	0- 1	0- 0	NEUTRAL	0- 0	1- 0

RPI S	Opponent	Score
5	H Okl ahoma	64 <b>78</b>
10	H Bayl or	70 <b>79</b>
10 N	Bayl or	74 <b>79</b>
20	H Western Ky.	57 56

RPI S	Opponent	Score
31	A Texas A&M	39 <b>66</b>
39	H Loui si ana Tech	77 66

RPI S	Opponent	Score
52	A Texas	70 <b>71</b>
57	H Marquette	77 65
61	A Wyomi ng	65 55
63	H Texas Tech	53 51
65	H St. Joseph' s	68 <b>78</b>
68	A Mi ssouri	42 <b>68</b>
68	H Mi ssouri	65 <b>66</b>
73	A Iowa St.	73 64
73	H Iowa St.	66 <b>71</b>
80	A Nebraska	62 <b>64</b>
80	H Nebraska	71 64
80	H Nebraska	77 63
86	H Fresno St.	64 61

RPI S	Opponent	Score
107	A Kansas	62 44
107	H Kansas	69 63
107	N Kansas	72 52
126	H Del aware St.	78 30
144	N UNC Wi lmington	75 49
150	A Santa Cla ra	100 71
178	H Idaho St.	88 68
195	H Detroit t	91 55
200	A Col orado	67 62
200	H Col orado	85 66
218	A St. Peter' s	72 64
223	A Okl ahoma St.	67 57
229	H UMKC	75 42
237	A Crei ghton	69 59
320	H Tex. -Pan American	82 56

## LAST 10 Division I GAMES:

57	H Marquette	77 65	10	N Bayl or	74 <b>79</b>
20	H Western Ky.	57 56	107	N Kansas	72 52
80	H Nebraska	77 63	107	A Kansas	62 44
86	H Fresno St.	64 61	10	H Bayl or	70 <b>79</b>
178	H Idaho St.	88 68	5	H Okl ahoma	64 <b>78</b>

Non-Div I Games:

Kansas St.

Loss, 
Non-Conf, S Site, 
H Home
A Away 
N Neutral



Average RPI Win:	293	WON-LOST	WINNING	LAST 10	STRENGTH OF	OPP. STRENGTH	TEAM	ADJ.	CONF.	ADJ CONF.
Average RPI Loss:	210	RECORD	PCT. RANK	GAMES	SCHEDULE	OF SCHEDULE	RPI	RPI	RPI	RPI

DIV. I ONLY	4- 22	314	2- 7	294	303	324	325	31	31
DIV. I NON-CONF.	4- 19	294	2- 6	262	328	317	319	28	28

TOTALS	RPI 1-25	RPI 26-50	W-L RECORDS	RPI 51-100	RPI 100+
4- 22	0- 0	0- 0	OVERALL	0- 1	4- 21
2- 8	0- 0	0- 0	HOME	0- 0	2- 8
2- 14	0- 0	0- 0	AWAY	0- 1	2- 13
0- 0	0- 0	0- 0	NEUTRAL	0- 0	0- 0
4- 19	0- 0	0- 0	NON-CONFERENCE	0- 1	4- 18
2- 7	0- 0	0- 0	HOME	0- 0	2- 7
2- 12	0- 0	0- 0	AWAY	0- 1	2- 11
0- 0	0- 0	0- 0	NEUTRAL	0- 0	0- 0
0- 3	0- 0	0- 0	CONFERENCE	0- 0	0- 3
0- 1	0- 0	0- 0	HOME	0- 0	0- 1
0- 2	0- 0	0- 0	AWAY	0- 0	0- 2
0- 0	0- 0	0- 0	NEUTRAL	0- 0	0- 0

RPI S	RPI 1-25	Score	RPI S	RPI 26-50	Score	RPI S	RPI 51-100	Score	RPI S	RPI 101+	Team's RPI: 325
	Opponent			Opponent			Opponent			Opponent	Score
						92	A West Virginia	60 100	123	A South Dakota St.	44 92
									125	A Belmont	58 73
									125	H Belmont	52 61
									146	A Fla. Atlantic	62 83
									146	H Fla. Atlantic	58 71
									161	A East Tenn. St.	66 74
									161	H East Tenn. St.	55 69
									215	A Gardner-Webb	88 91
									215	H Gardner-Webb	43 69
									219	A Maine	56 88
									224	A Towson	52 67
									251	A Mercer	55 69
									251	H Mercer	75 65
									260	A Campbell	52 66
									260	H Campbell	72 84
									261	A North Fla.	45 56
									261	H North Fla.	73 75
									264	A Jacksonville St.	87 92
									271	A Stetson	64 72
									271	H Stetson	55 58
									281	A Furman	95 98
									297	A Jacksonville	66 60
									297	H Jacksonville	63 66
									312	A Lipscomb	87 79
									312	H Lipscomb	69 68
LAST 10 Division I GAMES:											
260	A Campbell	52 66	125	A Belmont	58 73						
215	A Gardner-Webb	88 91	297	H Jacksonville	63 66						
251	H Mercer	75 65	261	H North Fla.	73 75						
271	H Stetson	55 58	146	A Fla. Atlantic	62 83						
312	A Lipscomb	87 79	271	A Stetson	64 72						

Non-Div I Games: Agnes Scott 65 33

Kennesaw St.

Loss, Non-Conf, S Site, H Home A Away N Neutral

Kennesaw St.

Average RPI Win: 225		WON-LOST RECORD		WINNING PCT. RANK		LAST 10 GAMES		STRENGTH OF SCHEDULE		OPP. STRENGTH OF SCHEDULE		TEAM RPI		ADJ. RPI		CONF. RPI		ADJ CONF. RPI	
DIV. I ONLY		21- 9		56		8- 2		165		223		92		94		16		16	
DIV. I NON-CONF.		7- 4		101		0- 0		260		255		160		160		16		16	
TOTALS		RPI 1-25		RPI 26-50		W-L RECORDS		RPI 51-100		RPI 100+									
21- 9		0- 0		0- 3		OVERALL		2- 1		19- 5									
11- 1		0- 0		0- 1		HOME		1- 0		10- 0									
6- 6		0- 0		0- 1		AWAY		0- 1		6- 4									
4- 2		0- 0		0- 1		NEUTRAL		1- 0		3- 1									
7- 4		0- 0		0- 0		NON-CONFERENCE		1- 0		6- 4									
4- 0		0- 0		0- 0		HOME		1- 0		3- 0									
1- 3		0- 0		0- 0		AWAY		0- 0		1- 3									
2- 1		0- 0		0- 0		NEUTRAL		0- 0		2- 1									
14- 5		0- 0		0- 3		CONFERENCE		1- 1		13- 1									
7- 1		0- 0		0- 1		HOME		0- 0		7- 0									
5- 3		0- 0		0- 1		AWAY		0- 1		5- 1									
2- 1		0- 0		0- 1		NEUTRAL		1- 0		1- 0									
RPI 1-25		Score		RPI 26-50		Score		RPI 51-100		Team's RPI : 94		RPI 101+		Score					
RPI S	Opponent			RPI S	Opponent			RPI S	Opponent			RPI S	Opponent						
				36 A	Bowl ing Green	50	62	72 A	Eastern Mi ch.	55	65	102 A	Hawai i	55	61				
				36 H	Bowl ing Green	58	61	72 N	Eastern Mi ch.	70	56	102 A	Hawai i	56	67				
				36 N	Bowl ing Green	39	64	83 H	Auburn	68	64	121 H	Ball St.	68	55				
												121 N	Ball St.	69	52				
												143 A	Western Mi ch.	63	69				
												157 N	Val parai so	62	66				
												159 A	Tex. A&M-Corp. Chris	48	68				
												164 A	Northern Ill.	68	58				
												169 H	Radford	87	76				
												189 H	Central Mi ch.	57	51				
												201 H	Tol edo	85	57				
												230 N	El on	57	54				
												245 A	Buffal o	73	59				
												245 H	Buffal o	73	56				
												263 A	Ohi o	83	73				
												263 H	Ohi o	73	66				
												277 N	Al corn St.	82	59				
												284 A	St. Bonaventure	81	59				
												293 A	Mi ami (Ohi o)	83	78				
												293 H	Mi ami (Ohi o)	63	48				
												299 A	Akron	52	33				
												299 H	Akron	62	38				
												311 H	Montana St.	77	61				
												312 H	Li pscomb	69	34				
				LAST 10 Div				sion I GAMES:											
				36 N	Bowl ing Green	39	64	36 A	Bowl ing Green	50	62								
				72 N	Eastern Mi ch.	70	56	299 A	Akron	52	33								
				121 N	Ball St.	69	52	263 H	Ohi o	73	66								
				245 A	Buffal o	73	59	164 A	Northern Ill.	68	58								
				293 H	Mi ami (Ohi o)	63	48	121 H	Ball St.	68	55								

Non-Di v I Games:

Kent St.

■ Loss, 
 ■ Non-Conf, S Site, 
 ■ Home 
 ■ Away 
 N Neutral



Average RPI Win:	88	WON-LOST	WINNING	LAST 10	STRENGTH OF	OPP. STRENGTH	TEAM	ADJ.	CONF.	ADJ CONF.
Average RPI Loss:	9	RECORD	PCT. RANK	GAMES	SCHEDULE	OF SCHEDULE	RPI	RPI	RPI	RPI
DIV. I ONLY	27- 3	4	8- 2	8	10	6	6	2	2	
DIV. I NON-CONF.	12- 1	8	4- 1	15	21	4	4	2	2	

TOTALS	RPI 1-25	RPI 26-50	W-L RECORDS	RPI 51-100	RPI 100+
27- 3	10- 4	3- 0	OVERALL	7- 0	11- 0
15- 0	3- 0	2- 0	HOME	3- 0	7- 0
8- 2	4- 2	0- 0	AWAY	2- 0	2- 0
8- 2	3- 2	1- 0	NEUTRAL	2- 0	2- 0
12- 1	5- 2	2- 0	NON-CONFERENCE	3- 0	6- 0
8- 0	2- 0	1- 0	HOME	1- 0	4- 0
2- 1	1- 1	0- 0	AWAY	1- 0	0- 0
6- 1	2- 1	1- 0	NEUTRAL	1- 0	2- 0
15- 2	5- 2	1- 0	CONFERENCE	4- 0	5- 0
7- 0	1- 0	1- 0	HOME	2- 0	3- 0
6- 1	3- 1	0- 0	AWAY	1- 0	2- 0
2- 1	1- 1	0- 0	NEUTRAL	1- 0	0- 0

RPI 1-25				Team's RPI: 6				RPI 26-50				RPI 51-100				RPI 101+			
RPI	S	Opponent	Score	RPI	S	Opponent	Score	RPI	S	Opponent	Score	RPI	S	Opponent	Score	RPI	S	Opponent	Score
2	A	Tennessee	72 69	38	H	Vanderbil t	75 53	53	H	Mi nnesota	66 45	117	A	Arkansas	93 59				
2	N	Tennessee	62 63	43	H	South Fl a.	87 44	63	A	Texas Tech	76 68	117	H	Arkansas	64 42				
3	N	Duke	45 64	47	N	Washi ngton	72 49	80	N	Nebraska	74 55	131	A	Al abama	86 61				
4	A	Connecti cut	48 51					82	H	Mi ssi ssi ppi	78 63	131	H	Al abama	79 43				
7	A	Ohi o St.	64 48					82	N	Mi ssi ssi ppi	91 73	146	N	Fl a. Atl anti c	72 48				
10	H	Bayl or	88 57					83	A	Auburn	65 38	153	H	Tul ane	89 60				
12	A	Georgi a	65 64					93	H	South Carol ina	79 46	159	N	Tex. A&M-Corp. Chris	74 45				
12	H	Georgi a	68 61									170	H	Southern U.	107 39				
15	N	DePaul	66 56									186	H	Mi ssi ssi ppi St.	62 48				
18	H	Mi chi gan St.	72 52									294	H	N. C. A&T	99 35				
19	N	Stanford	62 59									310	H	New Orl eans	72 41				
23	A	Kentucky	66 36																
23	N	Kentucky	79 52																
25	A	Fl ori da	78 79																
LAST 10 Division I GAMES:																			
3	N	Duke	45 64	2	N	Tennessee	62 63												
19	N	Stanford	62 59	23	N	Kentucky	79 52												
15	N	DePaul	66 56	82	N	Mi ssi ssi ppi	91 73												
47	N	Washi ngton	72 49	186	H	Mi ssi ssi ppi St.	62 48												
146	N	Fl a. Atl anti c	72 48	131	A	Al abama	86 61												

Non-Div I Games:

LSU

Average RPI Win: 221		WON-LOST RECORD		WINNING PCT. RANK		LAST 10 GAMES		STRENGTH OF SCHEDULE		OPP. STRENGTH OF SCHEDULE		TEAM RPI		ADJ. RPI		CONF. RPI		ADJ CONF. RPI			
DIV. I ONLY		11- 17		217		1- 9		190		110		208		204		11		10			
DIV. I NON-CONF.		4- 7		222		0- 0		230		201		245		241		9		9			
TOTALS		RPI 1-25		RPI 26-50		W-L RECORDS		RPI 51-100		RPI 100+											
11- 17		0- 0		0- 4		OVERALL		1- 4		10- 9											
7- 6		0- 0		0- 3		HOME		1- 1		6- 2											
3- 9		0- 0		0- 1		AWAY		0- 3		3- 5											
1- 2		0- 0		0- 0		NEUTRAL		0- 0		1- 2											
4- 7		0- 0		0- 2		NON-CONFERENCE		0- 1		4- 4											
3- 2		0- 0		0- 2		HOME		0- 0		3- 0											
0- 4		0- 0		0- 0		AWAY		0- 1		0- 3											
1- 1		0- 0		0- 0		NEUTRAL		0- 0		1- 1											
7- 10		0- 0		0- 2		CONFERENCE		1- 3		6- 5											
4- 4		0- 0		0- 1		HOME		1- 1		3- 2											
3- 5		0- 0		0- 1		AWAY		0- 2		3- 2											
0- 1		0- 0		0- 0		NEUTRAL		0- 0		0- 1											
RPI 1-25		RPI 26-50		RPI 51-100		RPI 101+		Team's RPI: 204													
RPI S	Opponent	Score	RPI S	Opponent	Score	RPI S	Opponent	Score	RPI S	Opponent	Score										
			26 H	Temple	64 66	51 H	Xavi er	62 70	107 A	Kansas	72 75										
			34 A	George Washi ngton	49 67	60 A	Charl otte	57 77	112 A	Bi nghamton	70 84										
			38 H	Vanderbil t	57 70	65 A	St. Joseph' s	55 61	116 A	Ri chmond	59 58										
			44 H	Vi llanova	57 58	65 H	St. Joseph' s	65 50	116 N	Ri chmond	53 60										
						67 A	Del aware	60 70	119 N	Texas-Arl ington	54 60										
									120 A	Drexel	48 53										
									138 H	Dayton	62 50										
									162 A	Duquesne	52 43										
									172 A	Massachusetts	55 63										
									172 H	Massachusetts	60 67										
									210 A	Rhode Isl and	55 48										
									210 H	Rhode Isl and	61 53										
									233 H	Fordham	68 76										
									280 A	St. Louis	60 70										
									284 H	St. Bonaventure	86 66										
									296 N	Tenn. -Mart in	72 55										
									304 H	Penn	67 49										
									315 H	Ri der	74 50										
									331 H	Wagner	77 53										
LAST 10 Divi sion I GAMES:																					
			116 N	Ri chmond	53 60	51 H	Xavi er	62 70													
			172 A	Massachusetts	55 63	138 H	Dayton	62 50													
			233 H	Fordham	68 76	280 A	St. Louis	60 70													
			65 A	St. Joseph' s	55 61	60 A	Charl otte	57 77													
			34 A	George Washi ngton	49 67	172 H	Massachusetts	60 67													

La Salle

Non-Div I Games:

La Salle

■ Loss, 
 ■ Non-Conf, S Site, 
 ■ Home 
 ■ Away 
 N Neutral



Average RPI Win:		225	WON-LOST	WINNING	LAST 10	STRENGTH OF	OPP. STRENGTH	TEAM	ADJ.	CONF.	ADJ CONF.
Average RPI Loss:		132	RECORD	PCT. RANK	GAMES	SCHEDULE	OF SCHEDULE	RPI	RPI	RPI	RPI
DIV. I ONLY	18- 11	93	5- 5	240	181	140	137	20	20		
DIV. I NON-CONF.	8- 3	66	0- 0	242	130	104	103	24	24		
TOTALS	RPI 1-25	RPI 26-50	W-L RECORDS	RPI 51-100	RPI 100+						
18- 11	0- 0	0- 1	OVERALL	0- 4	18- 6						
10- 3	0- 0	0- 0	HOME	0- 1	10- 2						
6- 8	0- 0	0- 1	AWAY	0- 3	6- 4						
2- 0	0- 0	0- 0	NEUTRAL	0- 0	2- 0						
8- 3	0- 0	0- 1	NON-CONFERENCE	0- 1	8- 1						
4- 1	0- 0	0- 0	HOME	0- 0	4- 1						
2- 2	0- 0	0- 1	AWAY	0- 1	2- 0						
2- 0	0- 0	0- 0	NEUTRAL	0- 0	2- 0						
10- 8	0- 0	0- 0	CONFERENCE	0- 3	10- 5						
6- 2	0- 0	0- 0	HOME	0- 1	6- 1						
4- 6	0- 0	0- 0	AWAY	0- 2	4- 4						
0- 0	0- 0	0- 0	NEUTRAL	0- 0	0- 0						
RPI S	RPI 1-25	Score	RPI S	RPI 26-50	Score	RPI S	RPI 51-100	Score	RPI S	RPI 101+	Team's RPI: 137
	Opponent			Opponent			Opponent			Opponent	Score
			33	A New Mexi co	57 70	69	A Stephen F. Austin	53 61	106	H North Texas	62 68
						69	A Stephen F. Austin	71 72	113	A UTSA	70 71
						69	H Stephen F. Austin	62 65	113	H UTSA	62 61
						91	A Southern Methodi st	44 56	119	A Texas-Arlington	55 58
									145	A Ark. -Little Rock	56 53
									145	H Ark. -Little Rock	65 56
									155	H UAB	70 68
									158	N Denver	66 54
									190	A Southern Mi ss.	75 67
									211	A Texas St.	69 63
									211	A Texas St.	72 56
									222	A McNeese St.	50 55
									222	H McNeese St.	79 57
									237	N Creighton	61 60
									241	A Lamar	64 55
									241	H Lamar	56 47
									272	A Northwestern St.	54 58
									272	H Northwestern St.	64 51
									291	H Southeastern La.	47 52
									292	H Sam Houston St.	74 55
									295	A Ni chol ls St.	66 64
									295	H Ni chol ls St.	73 67
									309	H Memphi s	80 60
									313	H Centenary (La.)	66 45
			LAST 10 Div sion I GAMES:								
			69	A Stephen F. Austin	71 72	295	H Ni chol ls St.	73 67			
			211	A Texas St.	72 56	291	H Southeastern La.	47 52			
			69	H Stephen F. Austin	62 65	272	H Northwestern St.	64 51			
			241	A Lamar	64 55	69	A Stephen F. Austin	53 61			
			222	A McNeese St.	50 55	292	H Sam Houston St.	74 55			

L  
a  
-  
M  
o  
n  
r  
o  
e

Non-Di v I Games:

La. -Monroe

■ Loss, 
 ■ Non-Conf, S Site, 
 ■ Home 
 ■ Away 
 N Neutral

Average RPI Win: 274				WON-LOST RECORD		WINNING PCT. RANK		LAST 10 GAMES		STRENGTH OF SCHEDULE		OPP. STRENGTH OF SCHEDULE		TEAM RPI		ADJ. RPI		CONF. RPI		ADJ CONF. RPI	
Lafayette				8- 20		272		2- 8		302		295		302		303		27		27	
Average RPI Loss: 191				5- 8		210		0- 0		293		317		271		274		27		27	
TOTALS		RPI 1-25		RPI 26-50		W-L RECORDS		RPI 51-100		RPI 100+											
8- 20		0- 0		0- 1		OVERALL		0- 0		8- 19											
6- 5		0- 0		0- 0		HOME		0- 0		6- 5											
2- 12		0- 0		0- 0		AWAY		0- 0		2- 12											
0- 3		0- 0		0- 1		NEUTRAL		0- 0		0- 2											
5- 8		0- 0		0- 1		NON-CONFERENCE		0- 0		5- 7											
3- 1		0- 0		0- 0		HOME		0- 0		3- 1											
2- 4		0- 0		0- 0		AWAY		0- 0		2- 4											
0- 3		0- 0		0- 1		NEUTRAL		0- 0		0- 2											
3- 12		0- 0		0- 0		CONFERENCE		0- 0		3- 12											
3- 4		0- 0		0- 0		HOME		0- 0		3- 4											
0- 8		0- 0		0- 0		AWAY		0- 0		0- 8											
0- 0		0- 0		0- 0		NEUTRAL		0- 0		0- 0											
RPI 1-25				RPI 26-50				RPI 51-100				RPI 101+				Team's RPI : 303					
RPI S	Opponent			Score	RPI S	Opponent			Score	RPI S	Opponent			Score	RPI S	Opponent			Score		
					50 N	James Madi son			50	70						103	A Pri nceton			47	73
																122	A Army			60	75
																122	A Army			55	74
																122	H Army			52	71
																124	A Bucknel I			48	62
																124	H Bucknel I			51	54
																141	N Loyol a Marymount			58	68
																152	A Hol y Cross			39	78
																152	H Hol y Cross			54	49
																169	A Radford			40	56
																174	A UMBC			46	60
																226	A Long Isl and			63	48
																240	A Howard			85	89
																245	H Buffal o			56	66
																250	A Navy			63	73
																250	H Navy			71	75
																266	H Fai rl ei gh Di cki nson			71	59
																270	A Col gate			71	80
																270	H Col gate			56	69
																278	A Lehi gh			50	79
																278	H Lehi gh			67	64
																299	N Akron			52	53
																304	A Penn			60	56
																305	A Ameri can			74	75
																305	H Ameri can			73	66
																326	H St. Franci s (N. Y. )			56	51
																331	H Wagner			63	46
				LAST 10 Divi sion I GAMES:																	
					122	A Army			55	74						250	A Navy			63	73
					305	H Ameri can			73	66						270	A Col gate			71	80
					122	H Army			52	71						152	H Hol y Cross			54	49
					278	A Lehi gh			50	79						124	A Bucknel I			48	62
					124	H Bucknel I			51	54						305	A Ameri can			74	75

Lafayette

L  
a  
f  
a  
y  
e  
t  
t  
e

### Non-Div I Games:

Lafayette

Loss, Non-Conf, S Site, H Home A Away N Neutral



Average RPI Win: 280  
Average RPI Loss: 132

WON-LOST  
RECORD

WINNING  
PCT. RANK

LAST 10  
GAMES

STRENGTH OF  
SCHEDULE

OPP. STRENGTH  
OF SCHEDULE

TEAM  
RPI

ADJ.  
RPI

CONF.  
RPI

ADJ CONF.  
RPI

DIV. I ONLY  
DIV. I NON-CONF.

8- 15  
2- 4

241  
235

4- 6  
0- 0

163  
197

260  
245

240  
247

241  
247

20  
24

20  
24

TOTALS

RPI 1-25

RPI 26-50

W-L RECORDS

RPI 51-100

RPI 100+

8- 15

0- 0

0- 0

OVERALL

0- 4

8- 11

3- 7

0- 0

0- 0

HOME

0- 1

3- 6

5- 8

0- 0

0- 0

AWAY

0- 3

5- 5

0- 0

0- 0

0- 0

NEUTRAL

0- 0

0- 0

2- 4

0- 0

0- 0

NON-CONFERENCE

0- 1

2- 3

1- 1

0- 0

0- 0

HOME

0- 0

1- 1

1- 3

0- 0

0- 0

AWAY

0- 1

1- 2

0- 0

0- 0

0- 0

NEUTRAL

0- 0

0- 0

6- 11

0- 0

0- 0

CONFERENCE

0- 3

6- 8

2- 6

0- 0

0- 0

HOME

0- 1

2- 5

4- 5

0- 0

0- 0

AWAY

0- 2

4- 3

0- 0

0- 0

0- 0

NEUTRAL

0- 0

0- 0

RPI 1-25

RPI 26-50

RPI 51-100

RPI 101+

Team's RPI: 241

RPI S Opponent Score

RPI S Opponent Score

RPI S Opponent Score

RPI S Opponent Score

56 A UNLV 47 76  
69 A Stephen F. Austin 60 86  
69 A Stephen F. Austin 53 54  
69 H Stephen F. Austin 58 80

113 H UTSA 50 53  
119 A Texas-Arlington 41 78  
119 H Texas-Arlington 57 60  
126 A Oral Roberts 84 111  
137 A La. -Monroe 47 56  
137 H La. -Monroe 55 64  
158 H Denver 42 45  
159 A Tex. A&M-Corp. Chris 61 80  
211 A Texas St. 67 70  
211 H Texas St. 67 73  
222 A McNeese St. 52 51  
222 H McNeese St. 54 67  
249 H Northern Colo. 72 71  
272 H Northwestern St. 66 62  
291 A Southeastern La. 59 49  
292 A Sam Houston St. 51 46  
295 A Nicholls St. 78 60  
295 H Nicholls St. 73 70  
324 A Prairie View 68 51

LAST 10 Division I GAMES:

69 A Stephen F. Austin 53 54  
291 A Southeastern La. 59 49  
295 A Nicholls St. 78 60  
137 H La. -Monroe 55 64  
272 H Northwestern St. 66 62  
119 H Texas-Arlington 57 60  
292 A Sam Houston St. 51 46  
113 H UTSA 50 53  
211 A Texas St. 67 70  
222 H McNeese St. 54 67

Non-Div I Games: Ark. -Monticello 89 94 Wiley 85 50 Huston-Tillotson 87 64 William Carey Lamar 78 42

Loss, Non-Conf, S Site, H Home A Away N Neutral

Average RPI Win:	Lehigh 221
Average RPI Loss:	194

[illegible]

### Non-Div I Games:

Lehi gh

■ Loss, ■ Non-Conf, S Site, H Home A Away N Neutral

Average RPI Win: 196  
Average RPI Loss: 26

WON-LOST  
RECORD

WINNING  
PCT. RANK

LAST 10  
GAMES

STRENGTH OF  
SCHEDULE

OPP. STRENGTH  
OF SCHEDULE

TEAM  
RPI

ADJ.  
RPI

CONF.  
RPI

ADJ CONF.  
RPI

DIV. I ONLY	24- 5	18	9- 1	115	111	44	45	13	14
DIV. I NON-CONF.	8- 4	88	0- 1	101	33	70	69	15	15

TOTALS	RPI 1-25	RPI 26-50	W-L RECORDS	RPI 51-100	RPI 100+
24- 5	0- 5	0- 0	OVERALL	3- 1	21- 0
14- 0	0- 0	0- 0	HOME	3- 0	11- 0
8- 5	0- 5	0- 0	AWAY	0- 1	8- 0
2- 0	0- 0	0- 0	NEUTRAL	0- 0	2- 0
8- 4	0- 5	0- 0	NON-CONFERENCE	1- 0	7- 0
4- 0	0- 0	0- 0	HOME	1- 0	3- 0
2- 5	0- 5	0- 0	AWAY	0- 0	2- 0
2- 0	0- 0	0- 0	NEUTRAL	0- 0	2- 0
16- 1	0- 0	0- 0	CONFERENCE	2- 1	14- 0
10- 0	0- 0	0- 0	HOME	2- 0	8- 0
6- 1	0- 0	0- 0	AWAY	0- 1	6- 0
0- 0	0- 0	0- 0	NEUTRAL	0- 0	0- 0

RPI S	Opponent	Score
1	A North Carolina	36 87
11	A North Carolina St.	69 83
15	A DePaul	43 68
16	A Virginia Tech	60 70
25	A Florida	50 73

RPI S	Opponent	Score
-------	----------	-------

RPI S	Opponent	Score
85	A High Point	55 64
85	H High Point	62 53
85	H High Point	53 50
91	H Southern Methodist	71 61

RPI S	Opponent	Score
115	H Loyola (Md.)	70 63
118	H William & Mary	73 56
147	A Coastal Caro.	58 51
147	H Coastal Caro.	70 61
165	A UNC Asheville	67 60
165	H UNC Asheville	66 50
169	A Radford	58 50
169	H Radford	69 58
190	N Southern Miss.	71 60
208	A Winthrop	61 51
208	H Winthrop	56 44
208	H Winthrop	53 45
210	N Rhode Island	67 57
248	A Birmingham-So.	51 40
248	H Birmingham-So.	60 47
259	A Longwood	77 50
287	A Charleston So.	63 49
287	H Charleston So.	78 41
287	H Charleston So.	62 46
305	H American	66 42
307	A Norfolk St.	75 50

LAST 10 Division I GAMES:

15	A DePaul	43 68	248	H Birmingham-So.	60 47
85	H High Point	53 50	165	A UNC Asheville	67 60
208	H Winthrop	53 45	208	A Winthrop	61 51
287	H Charleston So.	62 46	85	H High Point	62 53
169	H Radford	69 58	287	A Charleston So.	63 49

Liberty

Liberty

Non-Div I Games: Virginia Union 74 49

Liberty

Loss, Non-Conf, S Site, H Home A Away N Neutral

Average RPI Win: 271		WON-LOST RECORD	WINNING PCT. RANK	LAST 10 GAMES	STRENGTH OF SCHEDULE	OPP. STRENGTH OF SCHEDULE	TEAM RPI	ADJ. RPI	CONF. RPI	ADJ CONF. RPI
Average RPI Loss: 199										
DIV. I ONLY		6- 21	297	2- 8	299	292	310	312	25	26
DIV. I NON-CONF.		1- 10	315	0- 2	325	263	329	329	30	30
<hr/>										
TOTALS		RPI 1-25		RPI 26-50	W-L RECORDS		RPI 51-100		RPI 100+	
6- 21		0- 0		0- 1	OVERALL		0- 1		6- 19	
6- 6		0- 0		0- 0	HOME		0- 0		6- 6	
0- 14		0- 0		0- 1	AWAY		0- 1		0- 12	
0- 1		0- 0		0- 0	NEUTRAL		0- 0		0- 1	
1- 10		0- 0		0- 1	NON-CONFERENCE		0- 1		1- 8	
1- 3		0- 0		0- 0	HOME		0- 0		1- 3	
0- 6		0- 0		0- 1	AWAY		0- 1		0- 4	
0- 1		0- 0		0- 0	NEUTRAL		0- 0		0- 1	
5- 11		0- 0		0- 0	CONFERENCE		0- 0		5- 11	
5- 3		0- 0		0- 0	HOME		0- 0		5- 3	
0- 8		0- 0		0- 0	AWAY		0- 0		0- 8	
0- 0		0- 0		0- 0	NEUTRAL		0- 0		0- 0	
<hr/>										
RPI 1-25		RPI 26-50		RPI 51-100		RPI 101+		Team's RPI: 312		
RPI S	Opponent	Score	RPI S	Opponent	Score	RPI S	Opponent	Score	RPI S	Opponent
30	A Florida St.	42 92	94	A Kent St.	34 69	109	A Wake Forest	38 101	121	A Ball St.
						125	A Belmont	49 77	125	H Belmont
						146	A Fla. Atlantic	57 74	146	H Fla. Atlantic
						161	A East Tenn. St.	50 74	161	H East Tenn. St.
						177	N Georgetown	45 77	215	A Gardner-Webb
						215	H Gardner-Webb	52 51	251	A Mercer
						251	H Mercer	58 47	260	A Campbell
						260	H Campbell	61 52	261	A North Fla.
						261	H North Fla.	52 54	271	A Stetson
						271	H Stetson	54 37	297	A Jacksonville
						297	H Jacksonville	70 58	297	H Jacksonville
						309	H Memphis	74 76	325	A Kennesaw St.
						325	A Kennesaw St.	68 69	325	H Kennesaw St.
						332	H Savannah St.	78 60		
<hr/>										
LAST 10 Division I GAMES:										
146	H Fla. Atlantic	61 80	161	H East Tenn. St.	59 85	260	A Campbell	43 58	215	A Gardner-Webb
125	H Belmont	64 72	251	H Mercer	58 47	271	H Stetson	54 37		
261	A North Fla.	54 65								
297	A Jacksonville	46 78								
325	H Kennesaw St.	79 87								

Lipscomb

Non-Div I Games:

Lipscomb

■ Loss, 
 ■ Non-Conf, 
 ■ S Site, 
 ■ H Home 
 ■ A Away 
 N Neutral

Average RPI Win:	223	WON-LOST	WINNING	LAST 10	STRENGTH OF	OPP. STRENGTH	TEAM	ADJ.	CONF.	ADJ CONF.
Average RPI Loss:	173	RECORD	PCT. RANK	GAMES	SCHEDULE	OF SCHEDULE	RPI	RPI	RPI	RPI

DIV. I ONLY	18- 10	82	5- 5	234	268	128	135	28	28
DIV. I NON-CONF.	8- 5	117	1- 0	108	220	102	102	25	26

TOTALS	RPI 1-25	RPI 26-50	W-L RECORDS	RPI 51-100	RPI 100+
18- 10	0- 0	1- 1	OVERALL	0- 1	17- 8
13- 2	0- 0	1- 0	HOME	0- 0	12- 2
5- 7	0- 0	0- 1	AWAY	0- 1	5- 5
0- 1	0- 0	0- 0	NEUTRAL	0- 0	0- 1
8- 5	0- 0	1- 1	NON-CONFERENCE	0- 1	7- 3
7- 1	0- 0	1- 0	HOME	0- 0	6- 1
1- 4	0- 0	0- 1	AWAY	0- 1	1- 2
0- 0	0- 0	0- 0	NEUTRAL	0- 0	0- 0
10- 5	0- 0	0- 0	CONFERENCE	0- 0	10- 5
6- 1	0- 0	0- 0	HOME	0- 0	6- 1
4- 3	0- 0	0- 0	AWAY	0- 0	4- 3
0- 1	0- 0	0- 0	NEUTRAL	0- 0	0- 1

RPI S	Opponent	Score	RPI S	Opponent	Score	RPI S	Opponent	Score	RPI S	Opponent	Score
28	A TCU	68 71	28	A TCU	68 71	98	A Montana	57 58	116	H Richmond	59 51
46	H Southern Cal i forni a	51 46	46	H Southern Cal i forni a	51 46				123	H South Dakota St.	58 55
									141	H Loyol a Marymount	72 81
									149	A UC Santa Barb.	43 46
									149	H UC Santa Barb.	58 52
									167	A Houston	57 66
									170	H Southern U.	76 38
									173	H Pepperdi ne	81 75
									180	A UC Ri versi de	78 90
									180	H UC Ri versi de	62 59
									180	N UC Ri versi de	49 57
									234	A UC Davi s	64 67
									234	H UC Davi s	78 62
									256	A Cal Pol y	74 59
									256	H Cal Pol y	78 58
									265	H San Franci sco	58 52
									273	A UC Irvi ne	67 65
									273	H UC Irvi ne	79 50
									275	A Cal St. Full erton	61 62
									275	H Cal St. Full erton	64 59
									279	A Cal St. Northri dge	102 62
									279	H Cal St. Northri dge	62 77
									311	A Montana St.	83 66
									318	A Paci fi c	74 61
									318	H Paci fi c	77 54
LAST 10 Div sion I GAMES:											
180	N UC Ri versi de	49 57	256	A Cal Pol y	74 59						
273	A UC Irvi ne	67 65	318	H Paci fi c	77 54						
234	H UC Davi s	78 62	275	A Cal St. Full erton	61 62						
279	H Cal St. Northri dge	62 77	180	A UC Ri versi de	78 90						
149	A UC Santa Barb.	43 46	273	H UC Irvi ne	79 50						

Non-Di v I Games:

Long Beach St.

■ Loss, 
 ■ Non-Conf, 
 ■ S Site, 
 ■ H Home 
 ■ A Away 
 N Neutral

Average RPI Win: 275				WON-LOST RECORD		WINNING PCT. RANK		LAST 10 GAMES		STRENGTH OF SCHEDULE		OPP. STRENGTH OF SCHEDULE		TEAM RPI		ADJ. RPI		CONF. RPI		ADJ. CONF. RPI						
DIV. I ONLY				14- 15		173		6- 4		269		306		221		226		29		29						
DIV. I NON-CONF.				2- 7		285		0- 0		185		289		277		278		29		29						
TOTALS				RPI 1-25		RPI 26-50		W-L RECORDS		RPI 51-100		RPI 100+														
14- 15				0- 1		0- 0		OVERALL		1- 3		13- 11														
7- 7				0- 0		0- 0		HOME		1- 0		6- 7														
6- 7				0- 0		0- 0		AWAY		0- 3		6- 4														
1- 1				0- 1		0- 0		NEUTRAL		0- 0		1- 0														
2- 7				0- 1		0- 0		NON-CONFERENCE		0- 1		2- 5														
1- 4				0- 0		0- 0		HOME		0- 0		1- 4														
0- 2				0- 0		0- 0		AWAY		0- 1		0- 1														
1- 1				0- 1		0- 0		NEUTRAL		0- 0		1- 0														
12- 8				0- 0		0- 0		CONFERENCE		1- 2		11- 6														
6- 3				0- 0		0- 0		HOME		1- 0		5- 3														
6- 5				0- 0		0- 0		AWAY		0- 2		6- 3														
0- 0				0- 0		0- 0		NEUTRAL		0- 0		0- 0														
RPI 1-25				RPI 26-50		RPI 51-100		RPI 101+		Team's RPI: 226																
RPI S	Opponent			Score		RPI S	Opponent			Score		RPI S	Opponent			Score										
19 N	Stanford			28 69												111	A	Qui nni pi ac	68 75							
																115	H	Loyol a (Md. )	75 84							
																138	H	Dayton	46 61							
																154	A	Robert Morris	51 68							
																154	H	Robert Morris	51 59							
																207	A	Mt. St. Mary's	64 59							
																207	H	Mt. St. Mary's	58 69							
																225	A	Monmouth	80 70							
																225	H	Monmouth	56 65							
																250	A	Navy	68 72							
																256	H	Cal Pol y	68 72							
																265	N	San Francis co	61 46							
																266	A	Fai rl ei gh Di cki nson	66 60							
																266	H	Fai rl ei gh Di cki nson	67 65							
																276	A	Central Conn. St.	49 50							
																276	H	Central Conn. St.	67 60							
																303	H	Lafayette	48 63							
																308	A	St. Francis (Pa.)	65 50							
																308	H	St. Francis (Pa.)	79 62							
																319	H	Col umbi a	77 57							
																326	A	St. Francis (N.Y.)	64 52							
																326	H	St. Francis (N.Y.)	70 31							
																331	A	Wagner	61 50							
																331	H	Wagner	62 47							
						LAST 10 Div					sion I GAMES:															
						95					A	Sacred Heart	50 64		308					H	St. Francis (Pa.)	79 62				
						225					A	Monmouth	80 70		326					H	St. Francis (N.Y.)	70 31				
						276					A	Central Conn. St.	49 50		266					H	Fai rl ei gh Di cki nson	67 65				
						331					A	Wagner	61 50		207					A	Mt. St. Mary's	64 59				
						154					H	Robert Morris	51 59		95					A	Sacred Heart	43 59				

### Non-Div l Games:

Long Island and

Loss, Non-Conf, S Site, H Home A Away N Neutral

Average RPI Win: 252		WON-LOST RECORD		WINNING PCT. RANK		LAST 10 GAMES		STRENGTH OF SCHEDULE		OPP. STRENGTH OF SCHEDULE		TEAM RPI		ADJ. RPI		CONF. RPI		ADJ CONF. RPI	
DIV. I ONLY		7- 19		285		1- 7		146		165		262		259		31		31	
DIV. I NON-CONF.		5- 18		289		0- 6		114		189		252		252		28		28	
TOTALS		RPI 1-25		RPI 26-50		W-L RECORDS		RPI 51-100		RPI 100+									
7- 19		0- 1		0- 4		OVERALL		0- 4		7- 10									
4- 6		0- 0		0- 1		HOME		0- 1		4- 4									
3- 11		0- 1		0- 3		AWAY		0- 3		3- 4									
0- 2		0- 0		0- 0		NEUTRAL		0- 0		0- 2									
5- 18		0- 1		0- 4		NON-CONFERENCE		0- 4		5- 9									
3- 5		0- 0		0- 1		HOME		0- 1		3- 3									
2- 11		0- 1		0- 3		AWAY		0- 3		2- 4									
0- 2		0- 0		0- 0		NEUTRAL		0- 0		0- 2									
2- 1		0- 0		0- 0		CONFERENCE		0- 0		2- 1									
1- 1		0- 0		0- 0		HOME		0- 0		1- 1									
1- 0		0- 0		0- 0		AWAY		0- 0		1- 0									
0- 0		0- 0		0- 0		NEUTRAL		0- 0		0- 0									
RPI 1-25		RPI 26-50		RPI 51-100		RPI 101+		Team's RPI: 259											
RPI S	Opponent	Score	RPI S	Opponent	Score	RPI S	Opponent	Score	RPI S	Opponent	Score								
16	A Virginia Tech	70 89	32	A Boston College	29 85	74	H Florida Int'l	55 72	118	H William & Mary	58 82								
			41	A Virginia	42 93	85	A High Point	68 76	136	A UNC Greensboro	69 66								
			45	H Liberty	50 77	87	A Georgia Tech	41 81	139	N East Caro.	59 73								
			50	A James Madison	60 76	93	A South Carolina	48 99	159	H Tex. A&M-Corp. Chris	56 70								
									165	H UNC Asheville	77 71								
									174	A UMBG	51 71								
									184	N Marshall	66 76								
									208	A Winthrop	58 67								
									227	H Wright St.	77 80								
									230	H Elon	61 62								
									247	A Md. -East. Shore	60 69								
									247	H Md. -East. Shore	72 58								
									287	A Charleston So.	70 55								
									300	A IPFW	82 77								
									300	H IPFW	86 69								
									307	A Norfolk St.	61 67								
									330	H Morgan St.	91 78								
LAST 10 Division I GAMES:																			
			159	H Tex. A&M-Corp. Chris	56 70		300	A IPFW	82 77										
			93	A South Carolina	48 99		230	H Elon	61 62										
			247	A Md. -East. Shore	60 69		32	A Boston College	29 85										
			41	A Virginia	42 93		307	A Norfolk St.	61 67										
			45	H Liberty	50 77		300	H IPFW	86 69										

Non-Div I	Games:	Virginia Union	69	56	Southern Va.	85	42
-----------	--------	----------------	----	----	--------------	----	----

Longwood

Loss, Non-Conf, S Site, H Home A Away N Neutral

Average RPI Win:	182	WON-LOST	WINNING	LAST 10	STRENGTH OF	OPP. STRENGTH	TEAM	ADJ.	CONF.	ADJ CONF.
Average RPI Loss:	38	RECORD	PCT. RANK	GAMES	SCHEDULE	OF SCHEDULE	RPI	RPI	RPI	RPI

DIV. I ONLY	26- 4	12	9- 1	120	106	36	39	15	15
DIV. I NON-CONF.	8- 3	66	0- 1	52	14	32	33	14	14

TOTALS	RPI 1-25	RPI 26-50	W-L RECORDS	RPI 51-100	RPI 100+
26- 4	0- 2	0- 1	OVERALL	5- 2	21- 0
13- 0	0- 0	0- 0	HOME	3- 0	10- 0
10- 4	0- 2	0- 0	AWAY	2- 2	8- 0
3- 1	0- 0	0- 1	NEUTRAL	0- 0	3- 0
8- 3	0- 2	0- 1	NON-CONFERENCE	4- 1	4- 0
5- 0	0- 0	0- 0	HOME	2- 0	3- 0
2- 3	0- 2	0- 0	AWAY	2- 1	0- 0
1- 1	0- 0	0- 1	NEUTRAL	0- 0	1- 0
18- 1	0- 0	0- 0	CONFERENCE	1- 1	17- 0
8- 0	0- 0	0- 0	HOME	1- 0	7- 0
8- 1	0- 0	0- 0	AWAY	0- 1	8- 0
2- 0	0- 0	0- 0	NEUTRAL	0- 0	2- 0

RPI 1-25				RPI 26-50				Team' s RPI: 39				RPI 51-100				RPI 101+			
RPI	S	Opponent	Score	RPI	S	Opponent	Score	RPI	S	Opponent	Score	RPI	S	Opponent	Score	RPI	S	Opponent	Score
2	A	Tennessee	59 83	30	N	Florida St.	71 80	54	A	Kansas St.	66 77	102	A	Hawai i	71 66				
20	A	Western Ky.	59 80					55	H	Iowa	95 91	102	H	Hawai i	91 52				
								78	A	Arkansas St.	76 64	113	N	UTSA	75 67				
								82	H	Mi ssi ssi ppi	84 71	182	A	San Jose St.	78 48				
								84	A	Ri ce	79 75	182	H	San Jose St.	74 51				
								86	A	Fresno St.	58 67	186	H	Mi ssi ssi ppi St.	52 41				
								86	H	Fresno St.	70 61	197	A	Nevada	72 57				
												197	A	Nevada	69 60				
												197	H	Nevada	75 34				
												203	A	Boi se St.	72 59				
												203	H	Boi se St.	75 61				
												205	A	New Mexi co St.	79 72				
												205	H	New Mexi co St.	66 53				
												205	N	New Mexi co St.	63 39				
												236	A	Idaho	55 40				
												236	H	Idaho	75 68				
												236	N	Idaho	80 57				
												277	H	Al corn St.	77 44				
												288	H	Grambl ing	84 55				
												302	A	Utah St.	73 56				
												302	H	Utah St.	88 54				
LAST 10 Div								si on I GAMES:											
				30	N	Florida St.	71 80					236	A	Idaho	55 40				
				205	N	New Mexi co St.	63 39					205	H	New Mexi co St.	66 53				
				197	A	Nevada	69 60					203	A	Boi se St.	72 59				
				236	N	Idaho	80 57					182	A	San Jose St.	78 48				
				102	H	Hawai i	91 52					302	H	Utah St.	88 54				

Non-Div I Games:

Louisiana Tech

Loss, Non-Conf, S Site, H Home A Away N Neutral

Louisiana Tech

Louisiana Tech



Average RPI Win:	140	WON-LOST	WINNING	LAST 10	STRENGTH OF	OPP. STRENGTH	TEAM	ADJ.	CONF.	ADJ CONF.
Average RPI Loss:	44	RECORD	PCT. RANK	GAMES	SCHEDULE	OF SCHEDULE	RPI	RPI	RPI	RPI

DIV. I ONLY	19- 9	64	6- 4	66	32	51	49	3	3
DIV. I NON-CONF.	9- 2	29	0- 1	122	39	45	43	6	6

TOTALS	RPI 1-25	RPI 26-50	W-L RECORDS	RPI 51-100	RPI 100+
19- 9	1- 4	3- 2	OVERALL	4- 4	11- 0
12- 1	0- 1	3- 0	HOME	3- 0	6- 0
4- 6	1- 3	0- 2	AWAY	1- 2	2- 0
3- 2	0- 0	0- 0	NEUTRAL	0- 2	3- 0
9- 2	1- 1	0- 1	NON-CONFERENCE	2- 1	6- 0
5- 0	0- 0	0- 0	HOME	2- 0	3- 0
1- 2	1- 1	0- 1	AWAY	0- 0	0- 0
3- 1	0- 0	0- 0	NEUTRAL	0- 1	3- 0
10- 7	0- 3	3- 1	CONFERENCE	2- 3	5- 0
7- 1	0- 1	3- 0	HOME	1- 0	3- 0
3- 5	0- 2	0- 1	AWAY	1- 2	2- 0
0- 1	0- 0	0- 0	NEUTRAL	0- 1	0- 0

RPI S	Opponent	Score	RPI S	Opponent	Score	RPI S	Opponent	Score	RPI S	Opponent	Score
4	H Connecticut	68 75	27	H Notre Dame	61 51	51	H Xavier	78 64	143	N Western Mich.	73 50
9	A Rutgers	55 80	37	A St. John's (N. Y.)	63 79	57	H Marquette	70 58	149	H UC Santa Barb.	76 56
15	A DePaul	44 48	38	A Vanderbilt	64 76	58	H Indiana	72 67	177	H Georgetown	89 68
20	A Western Ky.	61 71	43	H South Fla.	65 56	63	N Texas Tech	57 68	179	A Syracuse	90 73
23	A Kentucky	64 55	44	H Villanova	63 57	66	A Pittsburgh	71 63	179	H Syracuse	64 48
						71	A Cincinnati	65 76	196	A Seton Hall	65 45
						92	A West Virginia	73 99	228	H Providence	75 64
						92	N West Virginia	45 54	244	N Ga. Southern	88 44
									246	N Eastern Ky.	75 45
									249	H Northern Colo.	66 57
									308	H St. Francis (Pa.)	90 49
LAST 10 Division I GAMES:											
38	A Vanderbilt	64 76	71	A Cincinnati	65 76						
92	N West Virginia	45 54	37	A St. John's (N. Y.)	63 79						
228	H Providence	75 64	179	H Syracuse	64 48						
196	A Seton Hall	65 45	66	A Pittsburgh	71 63						
43	H South Fla.	65 56	57	H Marquette	70 58						

Non-Div I Games:

Louisville

Loss, Non-Conf, S Site, H Home A Away N Neutral

Average RPI Win: 287

Average RPI Loss: 163

WON-LOST  
RECORDWINNING  
PCT. RANKLAST 10  
GAMESSTRENGTH OF  
SCHEDULEOPP. STRENGTH  
OF SCHEDULETEAM  
RPIADJ.  
RPICONF.  
RPIADJ CONF.  
RPI

DIV. I ONLY

4- 24

317

1- 9

188

263

307

306

23

23

DIV. I NON-CONF.

0- 10

322

0- 0

76

240

298

297

20

20

TOTALS

RPI 1-25

RPI 26-50

W-L RECORDS

RPI 51-100

RPI 100+

4- 24

0- 1

0- 1

OVERALL

0- 5

4- 17

4- 11

0- 1

0- 1

HOME

0- 2

4- 7

0- 11

0- 0

0- 0

AWAY

0- 3

0- 8

0- 2

0- 0

0- 0

NEUTRAL

0- 0

0- 2

0- 10

0- 1

0- 1

NON-CONFERENCE

0- 0

0- 8

0- 6

0- 1

0- 1

HOME

0- 0

0- 4

0- 2

0- 0

0- 0

AWAY

0- 0

0- 2

0- 2

0- 0

0- 0

NEUTRAL

0- 0

0- 2

4- 14

0- 0

0- 0

CONFERENCE

0- 5

4- 9

4- 5

0- 0

0- 0

HOME

0- 2

4- 3

0- 9

0- 0

0- 0

AWAY

0- 3

0- 6

0- 0

0- 0

0- 0

NEUTRAL

0- 0

0- 0

RPI 1-25

RPI 26-50

RPI 51-100

RPI 101+

Team's RPI: 306

RPI	S	Opponent	Score
15	H	DePaul	48 96

RPI	S	Opponent	Score
42	H	Indiana St.	80 93

RPI	S	Opponent	Score
79	A	Wis. -Milwaukee	58 67
79	A	Wis. -Milwaukee	56 76
79	H	Wis. -Milwaukee	66 78
100	A	Wis. -Green Bay	42 92
100	H	Wis. -Green Bay	69 96

RPI	S	Opponent	Score
138	H	Dayton	57 80
151	H	Illinois	39 79
154	N	Robert Morris	57 66
157	A	Valparaiso	50 83
174	N	UMBC	55 67
176	A	Illinois St.	56 82
192	A	Ill. -Chicago	51 73
192	H	Ill. -Chicago	66 79
194	A	Butler	72 85
194	H	Butler	69 82
195	A	Detroit	73 88
195	H	Detroit	57 78
221	H	Bradley	50 61
227	A	Wright St.	55 80
227	H	Wright St.	85 77
258	H	Chicago St.	50 68
274	A	Youngstown St.	54 60
274	H	Youngstown St.	75 65
323	A	Cleveland St.	62 71
323	H	Cleveland St.	73 65
323	H	Cleveland St.	85 82

LAST 10 Division I GAMES:

79	A	Wis. -Milwaukee	56 76
323	H	Cleveland St.	85 82
79	H	Wis. -Milwaukee	66 78
274	A	Youngstown St.	54 60
323	A	Cleveland St.	62 71

194	H	Butler	69 82
100	A	Wis. -Green Bay	42 92
79	A	Wis. -Milwaukee	58 67
192	H	Ill. -Chicago	66 79
195	H	Detroit	57 78

Non-Div I Games: Northern Ky.

55 74

Loyola (Ill.)

Loss, Non-Conf, S Site, H Home A Away N Neutral

[illegible]

### Non-Div l Games:

Loyol a (Md. )

Loss, Non-Conf, S Site, H Home A Away N Neutral

Average RPI Win:	233	WON-LOST	WINNING	LAST 10	STRENGTH OF	OPP. STRENGTH	TEAM	ADJ.	CONF.	ADJ CONF.
Average RPI Loss:	124	RECORD	PCT. RANK	GAMES	SCHEDULE	OF SCHEDULE	RPI	RPI	RPI	RPI

DIV. I ONLY	17- 12	113	6- 4	193	206	141	141	24	24
DIV. I NON-CONF.	6- 7	159	0- 0	67	99	116	112	21	21

TOTALS	RPI 1-25	RPI 26-50	W-L RECORDS	RPI 51-100	RPI 100+
17- 12	0- 2	0- 1	OVERALL	1- 2	16- 7
7- 6	0- 1	0- 1	HOME	0- 2	7- 2
8- 5	0- 1	0- 0	AWAY	1- 0	7- 4
2- 1	0- 0	0- 0	NEUTRAL	0- 0	2- 1
6- 7	0- 2	0- 1	NON-CONFERENCE	1- 2	5- 2
2- 4	0- 1	0- 1	HOME	0- 2	2- 0
3- 3	0- 1	0- 0	AWAY	1- 0	2- 2
1- 0	0- 0	0- 0	NEUTRAL	0- 0	1- 0
11- 5	0- 0	0- 0	CONFERENCE	0- 0	11- 5
5- 2	0- 0	0- 0	HOME	0- 0	5- 2
5- 2	0- 0	0- 0	AWAY	0- 0	5- 2
1- 1	0- 0	0- 0	NEUTRAL	0- 0	1- 1

RPI S	RPI 1-25	Score	RPI S	RPI 26-50	Score	RPI S	RPI 51-100	Score	RPI S	RPI 101+	Team's RPI: 141
12	H Georgi a	58 89	46	H Southern	53 59	60	H Charlotte	74 82	135	A Long Beach St.	81 72
17	A Utah	47 63		Cal i forni a		75	A Dartmouth	55 46	149	H UC Santa Barb.	79 52
						84	H Ri ce	65 80	150	A Santa Clara	58 71
									150	H Santa Clara	89 74
									166	A Ari zona	66 74
									168	A Gonzaga	43 53
									168	H Gonzaga	75 46
									173	A Pepperdi ne	50 48
									173	H Pepperdi ne	47 53
									173	N Pepperdi ne	58 59
									183	A Weber St.	55 65
									253	A St. Mary' s (Cal .)	68 62
									253	H St. Mary' s (Cal .)	58 66
									256	H Cal Poly	63 57
									265	A San Franci sco	64 59
									265	H San Franci sco	63 56
									273	A UC Irvi ne	93 73
									285	A San Di ego	70 57
									285	H San Di ego	61 58
									285	N San Di ego	61 56
									303	N Lafayette	68 58
									321	A Portl and	66 58
									321	H Portl and	77 66
LAST 10 Div sion I GAMES:											

Non-Di v I Games:

Average RPI Win:		236	WON-LOST RECORD		WINNING PCT. RANK	LAST 10 GAMES		STRENGTH OF SCHEDULE	OPP. STRENGTH OF SCHEDULE	TEAM RPI	ADJ. RPI	CONF. RPI	ADJ CONF. RPI
Average RPI Loss:		113											
DIV. I ONLY		10- 19	244		4- 6		153	126	218	219	10	11	
DIV. I NON-CONF.		4- 7	222		0- 0		295	157	266	266	12	13	
TOTALS		RPI 1-25	RPI 26-50		W-L RECORDS		RPI 51-100		RPI 100+				
10- 19		0- 0	0- 6		OVERALL		1- 3		9- 10				
5- 6		0- 0	0- 2		HOME		1- 1		4- 3				
2- 12		0- 0	0- 4		AWAY		0- 1		2- 7				
3- 1		0- 0	0- 0		NEUTRAL		0- 1		3- 0				
4- 7		0- 0	0- 1		NON-CONFERENCE		0- 2		4- 4				
1- 2		0- 0	0- 0		HOME		0- 1		1- 1				
1- 4		0- 0	0- 1		AWAY		0- 0		1- 3				
2- 1		0- 0	0- 0		NEUTRAL		0- 1		2- 0				
6- 12		0- 0	0- 5		CONFERENCE		1- 1		5- 6				
4- 4		0- 0	0- 2		HOME		1- 0		3- 2				
1- 8		0- 0	0- 3		AWAY		0- 1		1- 4				
1- 0		0- 0	0- 0		NEUTRAL		0- 0		1- 0				
RPI 1-25		RPI 26-50		RPI 51-100		RPI 101+		Team's RPI: 219					
RPI S	Opponent	Score	RPI S	Opponent	Score	RPI S	Opponent	Score	RPI S	Opponent	Score		
			29 A	Hartford	41 65	75 H	Dartmouth	63 70	112 A	Binghamton	64 69		
			29 A	Hartford	35 58	76 A	Boston U.	61 80	112 H	Binghamton	56 66		
			29 H	Hartford	55 73	76 H	Boston U.	69 66	133 A	Brown	46 55		
			34 A	George Washi ngton	47 57	82 N	Mi ssi ssi ppi	52 72	152 N	Hol y Cross	77 67		
			40 A	Stony Brook	49 65				160 A	New Hampshi re	59 63		
			40 H	Stony Brook	70 84				160 H	New Hampshi re	69 58		
									174 A	UMBC	47 60		
									174 H	UMBC	73 56		
									186 A	Mi ssi ssi ppi St.	55 80		
									199 A	Vermont	60 73		
									199 H	Vermont	65 68		
									210 H	Rhode Isl and	48 65		
									220 A	Mi chi gan	60 68		
									289 A	Al bany (N. Y. )	61 52		
									289 H	Al bany (N. Y. )	60 52		
									289 N	Al bany (N. Y. )	73 56		
									294 N	N. C. A&T	78 68		
									315 A	Ri der	70 35		
									325 H	Kennesaw St.	88 56		
LAST 10 Di v i s i o n I GAMES:													
			29 A	Hartford	35 58	174 A	UMBC	47 60					
			289 N	Al bany (N. Y. )	73 56	160 H	New Hampshi re	69 58					
			40 H	Stony Brook	70 84	199 H	Vermont	65 68					
			76 H	Boston U.	69 66	289 A	Al bany (N. Y. )	61 52					
			29 A	Hartford	41 65	112 A	Bi nghamton	64 69					

### Non-Div l Games:

Mai ne

Loss, Non-Conf, S Site, H Home A Away N Neutral

Average RPI Win: 272		WON-LOST	WINNING	LAST 10	STRENGTH OF	OPP. STRENGTH	TEAM	ADJ.	CONF.	ADJ CONF.
Average RPI Loss: 118		RECORD	PCT. RANK	GAMES	SCHEDULE	OF SCHEDULE	RPI	RPI	RPI	RPI
DIV. I ONLY		11- 18	227	4- 6	175	229	223	216	19	19
DIV. I NON-CONF.		3- 6	235	0- 0	47	147	154	152	19	19
<hr/>										
TOTALS		RPI 1-25	RPI 26-50	W-L RECORDS	RPI 51-100	RPI 100+				
11- 18		0- 1	0- 2	OVERALL	0- 2	11- 13				
6- 7		0- 0	0- 1	HOME	0- 1	6- 5				
3- 10		0- 1	0- 1	AWAY	0- 1	3- 7				
2- 1		0- 0	0- 0	NEUTRAL	0- 0	2- 1				
3- 6		0- 1	0- 2	NON-CONFERENCE	0- 0	3- 3				
2- 2		0- 0	0- 1	HOME	0- 0	2- 1				
0- 4		0- 1	0- 1	AWAY	0- 0	0- 2				
1- 0		0- 0	0- 0	NEUTRAL	0- 0	1- 0				
8- 12		0- 0	0- 0	CONFERENCE	0- 2	8- 10				
4- 5		0- 0	0- 0	HOME	0- 1	4- 4				
3- 6		0- 0	0- 0	AWAY	0- 1	3- 5				
1- 1		0- 0	0- 0	NEUTRAL	0- 0	1- 1				
<hr/>										
RPI 1-25		RPI 26-50			RPI 51-100		RPI 101+ Team's RPI: 216			
RPI S	Opponent	Score	RPI S	Opponent	Score	RPI S	Opponent	Score	RPI S	Opponent
8	A Maryland	49 82	29	A Hartford	53 79	70	A Marist	42 58	104	A Northern Ari z.
			44	H Villanova	51 66	70	H Marist	40 61	111	A Quinni pi ac
									114	A Ilona
									114	H Ilona
									115	A Loyol a (Md.)
									115	H Loyol a (Md.)
									115	N Loyol a (Md.)
									122	N Army
									130	A Canisius
									130	H Canisius
									179	H Syracuse
									218	A St. Peter's
									218	H St. Peter's
									231	A Siena
									231	H Siena
									233	H Fordham
									242	A Fairfield
									242	H Fairfield
									315	A Rider
									315	H Rider
									315	N Rider
									322	A Niagara
									322	H Niagara
									331	H Wagner
<hr/>										
			LAST 10 Division I GAMES:							
			115	N Loyol a (Md.)	57 66	115	H Loyol a (Md.)	47 55		
			315	N Rider	89 52	70	A Marist	42 58		
			114	H Ilona	64 74	242	H Fairfield	58 52		
			218	A St. Peter's	49 63	322	A Niagara	73 46		
			242	A Fairfield	58 49	130	A Canisius	50 52		

Non-Div I Games:

Manhattan

Loss, Non-Conf, S Site, H Home A Away N Neutral

Average RPI Win: 211		WON-LOST RECORD		WINNING PCT. RANK		LAST 10 GAMES		STRENGTH OF SCHEDULE		OPP. STRENGTH OF SCHEDULE		TEAM RPI		ADJ. RPI		CONF. RPI		ADJ. CONF. RPI	
Average RPI Loss: 84																			
DIV. I ONLY		23- 6		26		8- 2		177		203		71		70		19		19	
DIV. I NON-CONF.		5- 4		123		0- 1		109		87		106		106		19		19	
TOTALS		RPI 1-25		RPI 26-50		W-L RECORDS		RPI 51-100		RPI 100+									
23- 6		0- 2		0- 2		OVERALL		0- 0		23- 3									
11- 1		0- 0		0- 1		HOME		0- 0		11- 0									
9- 5		0- 1		0- 1		AWAY		0- 0		9- 3									
3- 1		0- 1		0- 0		NEUTRAL		0- 0		3- 0									
5- 4		0- 2		0- 2		NON-CONFERENCE		0- 0		5- 1									
2- 1		0- 0		0- 1		HOME		0- 0		2- 0									
2- 3		0- 1		0- 1		AWAY		0- 0		2- 1									
1- 1		0- 1		0- 0		NEUTRAL		0- 0		1- 0									
18- 2		0- 0		0- 0		CONFERENCE		0- 0		18- 2									
9- 0		0- 0		0- 0		HOME		0- 0		9- 0									
7- 2		0- 0		0- 0		AWAY		0- 0		7- 2									
2- 0		0- 0		0- 0		NEUTRAL		0- 0		2- 0									
RPI 1-25		Score		RPI 26-50		Score		RPI 51-100		Team's RPI: 70		RPI 101+		Score					
RPI S Opponent		Score		RPI S Opponent		Score		RPI S Opponent		Score		RPI S Opponent		Score					
4 A Connecticut		45 71		33 A New Mexico		54 61						114 A Iona		80 62					
12 N Georgia		60 75		44 H Villanova		60 64						114 H Iona		68 66					
												114 N Iona		60 59					
												115 A Loyol a (Md. )		59 62					
												115 H Loyol a (Md. )		65 56					
												115 N Loyol a (Md. )		68 57					
												130 A Cani si us		65 40					
												130 H Cani si us		81 69					
												133 H Brown		67 46					
												160 A New Hampshi re		48 62					
												209 H Harvard		44 39					
												216 A Manhattan		61 40					
												216 H Manhattan		58 42					
												218 A St. Peter's		74 84					
												218 H St. Peter's		60 43					
												231 A Si ena		68 55					
												231 H Si ena		61 39					
												236 N Idaho		52 49					
												242 A Fai rfi el d		59 48					
												242 H Fai rfi el d		82 54					
												269 A Cornel I		68 53					
												304 A Penn		70 65					
												315 A Ri der		72 40					
												315 H Ri der		75 49					
												322 A Ni agara		70 50					
												322 H Ni agara		70 56					
												</							

### Non-Div l Games:

Mari st





Average RPI Win:	225	WON-LOST	WINNING	LAST 10	STRENGTH OF	OPP. STRENGTH	TEAM	ADJ.	CONF.	ADJ CONF.
Average RPI Loss:	123	RECORD	PCT. RANK	GAMES	SCHEDULE	OF SCHEDULE	RPI	RPI	RPI	RPI

DIV. I ONLY	15- 14	156	5- 5	260	145	187	184	14	13
DIV. I NON-CONF.	5- 6	168	0- 0	177	132	180	179	13	12

TOTALS	RPI 1-25	RPI 26-50	W-L RECORDS	RPI 51-100	RPI 100+
15- 14	0- 1	0- 2	OVERALL	1- 3	14- 8
7- 4	0- 0	0- 1	HOME	1- 1	6- 2
6- 5	0- 0	0- 1	AWAY	0- 0	6- 4
2- 5	0- 1	0- 0	NEUTRAL	0- 2	2- 2
5- 6	0- 1	0- 1	NON-CONFERENCE	0- 2	5- 2
2- 1	0- 0	0- 0	HOME	0- 0	2- 1
2- 1	0- 0	0- 1	AWAY	0- 0	2- 0
1- 4	0- 1	0- 0	NEUTRAL	0- 2	1- 1
10- 8	0- 0	0- 1	CONFERENCE	1- 1	9- 6
5- 3	0- 0	0- 1	HOME	1- 1	4- 1
4- 4	0- 0	0- 0	AWAY	0- 0	4- 4
1- 1	0- 0	0- 0	NEUTRAL	0- 0	1- 1

RPI S	RPI 1-25	Score	RPI S	RPI 26-50	Score	RPI S	RPI 51-100	Score	RPI S	RPI 101+	Team's RPI: 184
10 N	Bayl or	47 <b>74</b>	41 A	Vi rgi ni a	35 <b>67</b>	64 N	Cal i forni a	53 <b>62</b>	112 H	Bi nghamton	68 <b>77</b>
			48 H	Tul sa	56 <b>81</b>	84 H	Ri ce	75 64	139 A	East Caro.	56 <b>57</b>
						91 H	Southern	57 <b>72</b>	139 H	East Caro.	57 54
							Methodi st		153 A	Tul ane	40 <b>58</b>
						92 N	West Vi rgi ni a	58 <b>72</b>	155 A	UAB	75 65
									155 H	UAB	82 78
									159 N	Tex. A&M-Corp.	48 <b>69</b>
										Chris	
									167 A	Houston	57 50
									187 A	UTEP	63 <b>77</b>
									190 A	Southern Mi ss.	63 <b>67</b>
									190 H	Southern Mi ss.	66 53
									190 N	Southern Mi ss.	58 <b>60</b>
									206 A	Morehead St.	66 53
									227 A	Wright St.	72 66
									252 A	UCF	77 60
									252 H	UCF	63 <b>66</b>
									259 N	Longwood	76 66
									283 H	South Carol ina St.	69 47
									309 A	Memphi s	65 52
									309 H	Memphi s	74 54
									309 N	Memphi s	80 73
									329 H	Tennessee St.	81 57
			LAST 10 Divi sion I GAMES:								
			190 N	Southern Mi ss.	58 <b>60</b>	153 A	Tul ane	40 <b>58</b>			
			309 N	Memphi s	80 73	309 H	Memphi s	74 54			
			190 H	Southern Mi ss.	66 53	155 H	UAB	82 78			
			252 H	UCF	63 <b>66</b>	167 A	Houston	57 50			
			187 A	UTEP	63 <b>77</b>	139 A	East Caro.	56 <b>57</b>			

Non-Di v I Games:

Marshall

**Loss**, **Non-Conf**, S Site, **H** Home **A** Away N Neutral

Marshall

Average RPI Win: 101		WON-LOST RECORD		WINNING PCT. RANK		LAST 10 GAMES		STRENGTH OF SCHEDULE		OPP. STRENGTH OF SCHEDULE		TEAM RPI		ADJ. RPI		CONF. RPI		ADJ CONF. RPI	
2																			
DIV. I ONLY		28- 4		10		9- 1		16		16		8		8		1		1	
DIV. I NON-CONF.		14- 1		6		5- 0		129		123		24		24		1		1	
TOTALS		RPI 1-25		RPI 26-50		W-L RECORDS		RPI 51-100		RPI 100+									
28- 4		9- 4		6- 0		OVERALL		5- 0		14- 0									
15- 1		0- 1		3- 0		HOME		3- 0		9- 0									
9- 1		3- 1		2- 0		AWAY		0- 0		4- 0									
10- 2		6- 2		1- 0		NEUTRAL		2- 0		1- 0									
14- 1		3- 1		1- 0		NON-CONFERENCE		2- 0		12- 0									
9- 0		0- 0		0- 0		HOME		1- 0		8- 0									
3- 0		0- 0		0- 0		AWAY		0- 0		3- 0									
6- 1		3- 1		1- 0		NEUTRAL		1- 0		1- 0									
16- 3		6- 3		5- 0		CONFERENCE		3- 0		2- 0									
6- 1		0- 1		3- 0		HOME		2- 0		1- 0									
6- 1		3- 1		2- 0		AWAY		0- 0		1- 0									
4- 1		3- 1		0- 0		NEUTRAL		1- 0		0- 0									
RPI 1-25		Team's RPI: 8		RPI 26-50		RPI 51-100		RPI 101+											
RPI S	Opponent	Score		RPI S	Opponent	Score		RPI S	Opponent	Score		RPI S	Opponent	Score					
1	A North Carolina	98 95		30	H Florida St.	75 57		51	H Xavier	93 68		109	A Wake Forest	79 70					
1	N North Carolina	80 91		32	A Boston College	67 64		59	H Miami (Fla.)	88 77		110	H Coppin St.	69 38					
1	N North Carolina	81 70		32	H Boston College	86 59		87	H Georgia Tech	79 71		128	A George Mason	70 33					
2	N Tennessee	75 80		37	N St. John's (N.Y.)	81 74		87	N Georgia Tech	71 66		166	H Arizona	92 67					
3	A Duke	80 90		41	A Virginia	84 74		95	N Sacred Heart	95 54		168	N Gonzaga	88 50					
3	H Duke	68 86		41	H Virginia	85 71						188	H Clemson	89 63					
3	N Duke	78 70										198	H Appalachian St.	118 59					
3	N Duke	78 75										207	H Mt. St. Mary's	102 53					
10	N Baylor	82 63										216	H Manhattan	82 49					
11	A North Carolina St.	65 57										225	A Monmouth	88 55					
16	A Virginia Tech	68 62										231	A Siena	107 66					
17	N Utah	75 65										249	H Northern Colo.	89 53					
18	N Michigan St.	75 61										276	H Central Conn. St.	94 57					
												281	H Furman	92 58					
				LAST 10 Division I GAMES:															
				3 N Duke 78 75				95 N Sacred Heart 95 54											
				1 N North Carolina 81 70				1 N North Carolina 80 91											
				17 N Utah 75 65				3 N Duke 78 70											
				10 N Baylor 82 63				87 N Georgia Tech 71 66											
				37 N St. John's (N.Y.) 81 74				249 H Northern Colo. 89 53											

Non-Div I Games:

Maryland

Massachusetts				Through Games Of Sunday, March 12, 2000							
Average RPI Win:		170	WON-LOST	WINNING	LAST 10	STRENGTH OF	OPP. STRENGTH	TEAM	ADJ.	CONF.	ADJ CONF.
Average RPI Loss:		122	RECORD	PCT. RANK	GAMES	SCHEDULE	OF SCHEDULE	RPI	RPI	RPI	RPI
DIV. I ONLY		11- 17	217	6- 4		104	108	178	172	11	10
DIV. I NON-CONF.		3- 8	267	0- 0		34	86	163	161	9	9
<hr/>											
TOTALS		RPI 1-25		RPI 26-50	W-L RECORDS		RPI 51-100			RPI 100+	
11- 17		0- 0		1- 3	OVERALL		1- 6			9- 8	
8- 4		0- 0		1- 1	HOME		1- 1			6- 2	
2- 12		0- 0		0- 2	AWAY		0- 5			2- 5	
1- 1		0- 0		0- 0	NEUTRAL		0- 0			1- 1	
3- 8		0- 0		0- 2	NON-CONFERENCE		0- 4			3- 2	
2- 2		0- 0		0- 1	HOME		0- 1			2- 0	
0- 6		0- 0		0- 1	AWAY		0- 3			0- 2	
1- 0		0- 0		0- 0	NEUTRAL		0- 0			1- 0	
8- 9		0- 0		1- 1	CONFERENCE		1- 2			6- 6	
6- 2		0- 0		1- 0	HOME		1- 0			4- 2	
2- 6		0- 0		0- 1	AWAY		0- 2			2- 3	
0- 1		0- 0		0- 0	NEUTRAL		0- 0			0- 1	
<hr/>											
RPI 1-25		RPI 26-50		RPI 51-100		RPI 101+		Team's RPI: 172			
RPI S	Opponent	Score	RPI S	Opponent	Score	RPI S	Opponent	Score	RPI S	Opponent	Score
			26	A Temple	50 85	51	A Xavier	50 77	116	H Richmond	81 67
			29	H Hartford	52 68	60	A Charlotte	61 71	133	N Brown	70 60
			32	A Boston College	44 83	65	H St. Joseph's	63 53	138	H Dayton	51 57
			34	H George Washington	55 53	67	A Delaware	44 71	152	H Holy Cross	64 55
						72	A Eastern Mich.	45 63	160	A New Hampshi re	43 59
						77	H Hofstra	58 59	162	A Duquesne	44 46
						87	A Georgi a Tech	43 57	162	N Duquesne	51 56
									179	A Syracuse	76 81
									204	A La Salle	67 60
									204	H La Salle	63 55
									210	A Rhode Isl and	54 43
									210	H Rhode Isl and	54 63
									231	H Si ena	71 53
									233	H Fordham	68 63
									280	A St. Louis	57 61
									284	A St. Bonaventure	62 68
									284	H St. Bonaventure	66 55
<hr/>											
LAST 10 Division I GAMES:											
			162	N Duquesne	51 56	233	H Fordham	68 63			
			204	H La Salle	63 55	65	H St. Joseph's	63 53			
			280	A St. Louis	57 61	210	A Rhode Isl and	54 43			
			284	H St. Bonaventure	66 55	26	A Temple	50 85			
			51	A Xavi er	50 77	204	A La Salle	67 60			

Non-Div I Games:

Massachusetts

Massachusetts

Massachusetts

Average RPI Win:		213	WON-LOST	WINNING	LAST 10	STRENGTH OF	OPP. STRENGTH	TEAM	ADJ.	CONF.	ADJ CONF.
Average RPI Loss:		175	RECORD	PCT. RANK	GAMES	SCHEDULE	OF SCHEDULE	RPI	RPI	RPI	RPI
DIV. I ONLY	10- 15	214	6- 4	176	257	216	222	20	20		
DIV. I NON-CONF.	3- 5	216	0- 0	245	238	249	249	24	24		
<hr/>											
TOTALS	RPI 1-25		RPI 26-50		W-L RECORDS		RPI 51-100		RPI 100+		
10- 15	0- 1		0- 0		OVERALL		0- 2		10- 12		
6- 4	0- 0		0- 0		HOME		0- 1		6- 3		
3- 10	0- 1		0- 0		AWAY		0- 1		3- 8		
1- 1	0- 0		0- 0		NEUTRAL		0- 0		1- 1		
3- 5	0- 1		0- 0		NON-CONFERENCE		0- 0		3- 4		
0- 2	0- 0		0- 0		HOME		0- 0		0- 2		
2- 2	0- 1		0- 0		AWAY		0- 0		2- 1		
1- 1	0- 0		0- 0		NEUTRAL		0- 0		1- 1		
7- 10	0- 0		0- 0		CONFERENCE		0- 2		7- 8		
6- 2	0- 0		0- 0		HOME		0- 1		6- 1		
1- 8	0- 0		0- 0		AWAY		0- 1		1- 7		
0- 0	0- 0		0- 0		NEUTRAL		0- 0		0- 0		
<hr/>											
RPI S	RPI 1-25	Opponent	Score	RPI S	RPI 26-50	Opponent	Score	RPI S	RPI 51-100	Opponent	Score
10	A	Bayl or	36 72					69	A	Stephen F. Austin	63 88
								69	H	Stephen F. Austin	63 69
								113	A	UTSA	58 70
								113	H	UTSA	62 57
								119	A	Texas-Arlington	56 59
								119	A	Texas-Arlington	43 71
								119	H	Texas-Arlington	48 47
								137	A	La. -Monroe	57 79
								137	H	La. -Monroe	55 50
								156	A	South Ala.	55 63
								156	H	South Ala.	52 66
								211	H	Texas St.	71 67
								214	A	Jackson St.	53 52
								241	A	Lamar	67 54
								241	H	Lamar	51 52
								248	A	Bi rmi ngham-So.	68 62
								270	N	Col gate	78 82
								272	H	Northwestern St.	72 51
								287	N	Charleston So.	79 71
								288	H	Grambl ing	67 68
								291	A	Southeastern La.	49 69
								292	A	Sam Houston St.	57 63
								292	H	Sam Houston St.	57 53
								295	A	Ni chol ls St.	51 62
<hr/>											
LAST 10 Div sion I GAMES:											
119	A	Texas-Arlington	43 71	69	A	Stephen F. Austin	63 88				
119	H	Texas-Arlington	48 47	211	H	Texas St.	71 67				
272	H	Northwestern St.	72 51	113	H	UTSA	62 57				
137	H	La. -Monroe	55 50	241	A	Lamar	67 54				
292	A	Sam Houston St.	57 63	119	A	Texas-Arlington	56 59				

McNeese St.

Non-Div I Games: Louisiana Col. 80 45 Belhaven 93 68 Mobile 72 61 McNeese St.

Loss, Non-Conf, S Site, H Home A Away N Neutral

AVERAGE RPI WIN: 297				WON-LOST RECORD		WINNING PCT. RANK		LAST 10 GAMES		STRENGTH OF SCHEDULE		OPP. STRENGTH OF SCHEDULE		TEAM RPI		ADJ. RPI		CONF. RPI		ADJ. CONF. RPI	
AVERAGE RPI LOSS: 178																					
DIV. I ONLY				16- 13		134		7- 3		327		314		244		247		30		30	
DIV. I NON-CONF.				3- 6		235		1- 0		312		229		308		308		31		31	

TOTALS	RPI 1-25	RPI 26-50	W-L RECORDS	RPI 51-100	RPI 100+
16- 13	0- 0	0- 1	OVERALL	0- 0	16- 12
8- 4	0- 0	0- 1	HOME	0- 0	8- 3
6- 6	0- 0	0- 0	AWAY	0- 0	6- 6
2- 3	0- 0	0- 0	NEUTRAL	0- 0	2- 3
3- 6	0- 0	0- 1	NON-CONFERENCE	0- 0	3- 5
1- 2	0- 0	0- 1	HOME	0- 0	1- 1
1- 2	0- 0	0- 0	AWAY	0- 0	1- 2
1- 2	0- 0	0- 0	NEUTRAL	0- 0	1- 2
13- 7	0- 0	0- 0	CONFERENCE	0- 0	13- 7
7- 2	0- 0	0- 0	HOME	0- 0	7- 2
5- 4	0- 0	0- 0	AWAY	0- 0	5- 4
1- 1	0- 0	0- 0	NEUTRAL	0- 0	1- 1

RPI S	RPI 1-25 Opponent	Score
26 H	Templ e	53 60
LAST 10 Di v		
126 N	Del aware St.	53 66
327 N	Bethune-Cookman	51 41
240 H	Howard	97 78
283 A	South Carol ina St.	65 58
110 H	Coppin St.	60 65
RPI S	RPI 26-50 Opponent	Score
RPI S	RPI 51-100 Opponent	Score
110 A	Coppin St.	40 61
110 H	Coppin St.	60 65
124 H	Bucknel I	92 93
126 A	Del aware St.	45 64
126 H	Del aware St.	51 65
126 N	Del aware St.	53 66
215 N	Gardner-Webb	77 67
220 A	Mi chi gan	59 77
240 A	Howard	90 93
240 H	Howard	97 78
259 A	Longwood	58 72
259 H	Longwood	69 60
276 N	Central Conn. St.	61 67
281 N	Furman	81 86
283 A	South Carolina St.	65 58
290 A	Flori da A&M	53 65
290 H	Flori da A&M	75 56
294 H	N. C. A&T	70 55
298 A	Hampton	68 55
298 H	Hampton	59 51
307 A	Norfol k St.	68 56
307 H	Norfol k St.	65 56
326 A	St. Francis (N.Y.)	73 66
327 A	Bethune-Cookman	67 60
327 H	Bethune-Cookman	87 50
327 N	Bethune-Cookman	51 41
330 A	Morgan St.	58 46
330 H	Morgan St.	74 59
si on I GAMES:		
330 H	Morgan St.	74 59
327 H	Bethune-Cookman	87 50
290 H	Flori da A&M	75 56
259 H	Longwood	69 60
126 A	Del aware St.	45 64

### Non-Div l Games:

Md. -East. Shore

■ Loss, ■ Non-Conf, S Site, H Home A Away N Neutral

Average RPI Win:	265		WON-LOST RECORD	WINNING PCT. RANK	LAST 10 GAMES		STRENGTH OF SCHEDULE	OPP. STRENGTH OF SCHEDULE	TEAM RPI	ADJ. RPI	CONF. RPI	Adj CONF. RPI
DIV I ONLY	3- 25		327	1- 9			229	137	312	309	14	13
DIV I NON-CONF.	2- 9		292	0- 0			223	93	287	286	13	12
TOTALS	RPI 1-25		RPI 26-50	W-L RECORDS			RPI 51-100			RPI 100+		
3- 25	0- 2		0- 1	OVERALL			0- 3			3- 19		
2- 11	0- 1		0- 0	HOME			0- 2			2- 8		
1- 12	0- 1		0- 1	AWAY			0- 1			1- 9		
0- 2	0- 0		0- 0	NEUTRAL			0- 0			0- 2		
2- 9	0- 2		0- 0	NON-CONFERENCE			0- 1			2- 6		
1- 4	0- 1		0- 0	HOME			0- 1			1- 2		
1- 4	0- 1		0- 0	AWAY			0- 0			1- 3		
0- 1	0- 0		0- 0	NEUTRAL			0- 0			0- 1		
1- 16	0- 0		0- 1	CONFERENCE			0- 2			1- 13		
1- 7	0- 0		0- 0	HOME			0- 1			1- 6		
0- 8	0- 0		0- 1	AWAY			0- 1			0- 6		
0- 1	0- 0		0- 0	NEUTRAL			0- 0			0- 1		
<div style="display:flex; justify-content:space-between;"><div><div><div>RPI 1-25</div><div>RPI S Opponent Score</div><div>12 H Georgi a      44 97</div><div>13 A Ari zona St.     57 103</div></div></div><div><div>RPI 26-50</div><div>RPI S Opponent Score</div><div>48 A Tul sa                  40 93</div></div><div><div>RPI 51-100</div><div>RPI S Opponent Score</div><div>82 H Mi ssi ssi ppi       81 87</div><div>84 H Ri ce                    56 72</div><div>91 A Southern Methodi st       45 67</div></div><div><div>RPI 101+ Team's RPI: 309</div><div>RPI S Opponent Score</div><div>117 A Arkansas              53 99</div><div>137 A La. -Monroe            60 80</div><div>139 A East Caro.             54 74</div><div>139 H East Caro.             68 81</div><div>152 N Hol y Cross            66 91</div><div>153 A Tul ane                  58 74</div><div>155 A UAB                      60 101</div><div>155 H UAB                      58 61</div><div>167 H Houston                 62 70</div><div>171 H Austi n Peay             49 74</div><div>184 A Marshal l               54 74</div><div>184 H Marshal l               52 65</div><div>184 N Marshal l               73 80</div><div>187 H UTEP                    71 66</div><div>188 H Cl emson                 88 97</div><div>190 A Southern Mi ss.        50 73</div><div>190 H Southern Mi ss.        67 73</div><div>223 A Okl ahoma St.          42 91</div><div>252 A UCF                      62 77</div><div>252 H UCF                      54 65</div><div>296 H Tenn. -Mart i n          73 50</div><div>312 A Li pscomb                76 74</div></div></div> <div><div>LAST 10 Divi si on I GAMES:</div><div>184 N Marshal l               73 80</div><div>84 H Ri ce                    56 72</div><div>167 H Houston               62 70</div><div>252 A UCF                    62 77</div><div>190 A Southern Mi ss.       50 73</div><div>184 A Marshal l               54 74</div><div>139 A East Caro.             54 74</div><div>187 H UTEP                   71 66</div><div>155 A UAB                    60 101</div><div>190 H Southern Mi ss.       67 73</div></div>												

### Non-Div I Games:

Memphis

Loss, Non-Conf, S Site, H Home A Away N Neutral

M  
e  
r  
c  
e  
r

### Non-Div I Games:

Average RPI Win: 134		WON-LOST RECORD		WINNING PCT. RANK		LAST 10 GAMES		STRENGTH OF SCHEDULE		OPP. STRENGTH OF SCHEDULE		TEAM RPI		ADJ. RPI		CONF. RPI		ADJ CONF. RPI	
Average RPI Loss: 40																			
DIV. I ONLY		16- 12		123		3- 7		28		28		60		59		1		1	
DIV. I NON-CONF.		10- 3		54		1- 0		104		131		55		55		1		1	
TOTALS		RPI 1-25		RPI 26-50		W-L RECORDS		RPI 51-100				RPI 100+							
16- 12		1- 5		2- 5		OVERALL		5- 2				9- 1							
12- 5		1- 2		2- 2		HOME		4- 0				6- 1							
4- 5		0- 2		0- 3		AWAY		1- 1				3- 0							
0- 2		0- 1		0- 0		NEUTRAL		0- 1				0- 0							
10- 3		0- 1		1- 0		NON-CONFERENCE		3- 1				7- 1							
10- 1		0- 0		1- 0		HOME		3- 0				6- 1							
1- 1		0- 0		0- 0		AWAY		0- 1				1- 0							
0- 1		0- 1		0- 0		NEUTRAL		0- 0				0- 0							
6- 10		1- 4		1- 5		CONFERENCE		2- 1				2- 0							
3- 4		1- 2		1- 2		HOME		1- 0				0- 0							
3- 5		0- 2		0- 3		AWAY		1- 0				2- 0							
0- 1		0- 0		0- 0		NEUTRAL		0- 1				0- 0							
RPI 1-25				RPI 26-50				RPI 51-100		Team's RPI: 59		RPI 101+							
RPI S	Opponent	Score		RPI S	Opponent	Score		RPI S	Opponent	Score		RPI S	Opponent	Score					
1	H North Carolina	57	90	29	H Hartford	82	62	74	H Florida Int'l	75	63	105	H Samford	72	51				
3	H Duke	93	99	30	A Florida St.	61	68	74	H Florida Int'l	95	83	109	A Wake Forest	79	71				
8	A Maryl and	77	88	30	H Florida St.	54	79	82	H Mississippi	79	70	128	H George Mason	61	68				
11	A North Carolina St.	77	83	32	A Boston College	69	79	87	A Georgia Tech	75	63	134	H Oakland	78	65				
12	N Georgia	59	74	32	H Boston College	82	68	87	H Georgia Tech	90	85	188	A Clemson	74	52				
16	H Virginia Tech	77	62	41	A Virginia	72	83	87	N Georgia Tech	62	79	221	H Bradley	73	61				
				41	H Virginia	65	77	98	A Montana	74	83	231	H Siena	76	47				
												252	A UCF	82	72				
												266	H Fairleigh Dickinson	100	62				
												294	H N. C. A&T	104	65				
				LAST 10 Division I GAMES:															
				41	A Virginia	72	83	30	A Florida St.	61	68								
				74	H Florida Int'l	95	83	32	A Boston College	69	79								
				87	N Georgia Tech	62	79	30	H Florida St.	54	79								
				87	H Georgia Tech	90	85	109	A Wake Forest	79	71								
				3	H Duke	93	99	8	A Maryland	77	88								

M  
i  
a  
m  
i  
(  
F  
l  
a  
.  
)

M  
i  
a  
m  
i  
(  
F  
l  
a  
.  
)

### Non-Div I Games:

Mi ami (Fl a. )

Loss, Non-Conf, S Site, H Home A Away N Neutral



Average RPI Win: 240		WON-LOST RECORD		WINNING PCT. RANK		LAST 10 GAMES		STRENGTH OF SCHEDULE		OPP. STRENGTH OF SCHEDULE		TEAM RPI		ADJ. RPI		CONF. RPI		ADJ CONF. RPI	
Average RPI Loss: 160																			
DIV. I ONLY		8- 20		272		1- 9		296		151		292		293		16		16	
DIV. I NON-CONF.		5- 6		168		0- 0		319		124		265		267		16		16	
TOTALS		RPI 1-25		RPI 26-50		W-L RECORDS		RPI 51-100		RPI 100+									
8- 20		0- 0		0- 3		OVERALL		0- 3		8- 14									
4- 7		0- 0		0- 1		HOME		0- 1		4- 5									
3- 12		0- 0		0- 2		AWAY		0- 2		3- 8									
1- 1		0- 0		0- 0		NEUTRAL		0- 0		1- 1									
5- 6		0- 0		0- 1		NON-CONFERENCE		0- 0		5- 5									
2- 1		0- 0		0- 0		HOME		0- 0		2- 1									
2- 4		0- 0		0- 1		AWAY		0- 0		2- 3									
1- 1		0- 0		0- 0		NEUTRAL		0- 0		1- 1									
3- 14		0- 0		0- 2		CONFERENCE		0- 3		3- 9									
2- 6		0- 0		0- 1		HOME		0- 1		2- 4									
1- 8		0- 0		0- 1		AWAY		0- 2		1- 5									
0- 0		0- 0		0- 0		NEUTRAL		0- 0		0- 0									
RPI 1-25		RPI 26-50		RPI 51-100		RPI 101+		Team's RPI: 293											
RPI S	Opponent	Score	RPI S	Opponent	Score	RPI S	Opponent	Score	RPI S	Opponent	Score								
36	A Bowling Green	58 80	72	A Eastern Mi ch.	55 78	109	N Wake Forest	61 67											
36	H Bowling Green	59 71	94	A Kent St.	48 63	121	H Ball St.	66 65											
38	A Vanderbilt	50 82	94	H Kent St.	78 83	143	H Western Mi ch.	60 70											
						153	A Tulane	72 88											
						164	A Northern Ill.	65 73											
						164	H Northern Ill.	49 51											
						189	A Central Mi ch.	67 80											
						194	H Butler	88 72											
						196	H Seton Hall	55 46											
						201	A Toledo	58 77											
						213	A Northwestern	73 79											
						220	A Michigan	58 75											
						227	H Wright St.	60 70											
						245	A Buffalo	61 62											
						245	H Buffalo	75 78											
						258	A Chicago St.	63 61											
						263	A Ohio	43 56											
						263	H Ohio	60 56											
						280	A St. Louis	62 55											
						299	A Akron	65 54											
						299	H Akron	51 56											
						310	N New Orleans	90 63											
LAST 10 Division I GAMES:																			
			164 A Northern Ill. 65 73			245 A Buffalo 61 62													
			36 H Bowling Green 59 71			72 A Eastern Mi ch. 55 78													
			94 A Kent St. 48 63			143 H Western Mi ch. 60 70													
			299 H Akron 51 56			164 H Northern Ill. 49 51													
			263 H Ohio 60 56			189 A Central Mi ch. 67 80													

M  
i  
a  
m  
i  
(  
O  
h  
i  
o  
)

M  
i  
a  
m  
i  
(  
O  
h  
i  
o  
)

### Non-Div I Games:

Mi ami (Ohi o)

■ Loss, ■ Non-Conf, S Site, H Home A Away N Neutral

Average RPI Win:	264	WON-LOST	WINNING	LAST 10	STRENGTH OF	OPP. STRENGTH	TEAM	ADJ.	CONF.	ADJ CONF.
Average RPI Loss:	76	RECORD	PCT. RANK	GAMES	SCHEDULE	OF SCHEDULE	RPI	RPI	RPI	RPI

DIV. I ONLY	6- 23	302	0- 10	79	74	220	220	7	7
DIV. I NON-CONF.	6- 6	148	0- 0	213	200	182	187	5	5

TOTALS	RPI 1-25	RPI 26-50	W-L RECORDS	RPI 51-100	RPI 100+
6- 23	0- 6	0- 3	OVERALL	0- 8	6- 6
4- 11	0- 3	0- 0	HOME	0- 3	4- 5
1- 10	0- 3	0- 2	AWAY	0- 4	1- 1
1- 2	0- 0	0- 1	NEUTRAL	0- 1	1- 0
6- 6	0- 0	0- 3	NON-CONFERENCE	0- 1	6- 2
4- 3	0- 0	0- 0	HOME	0- 1	4- 2
1- 2	0- 0	0- 2	AWAY	0- 0	1- 0
1- 1	0- 0	0- 1	NEUTRAL	0- 0	1- 0
0- 17	0- 6	0- 0	CONFERENCE	0- 7	0- 4
0- 8	0- 3	0- 0	HOME	0- 2	0- 3
0- 8	0- 3	0- 0	AWAY	0- 4	0- 1
0- 1	0- 0	0- 0	NEUTRAL	0- 1	0- 0

RPI 1-25				RPI 26-50				RPI 51-100				RPI 101+ Team's RPI: 220			
RPI	S	Opponent	Score	RPI	S	Opponent	Score	RPI	S	Opponent	Score	RPI	S	Opponent	Score
7	A	Ohio St.	34 62	26	N	Temple	48 65	53	A	Minnesota	48 83	129	H	Wisconsin	65 75
7	H	Ohio St.	55 74	27	A	Notre Dame	45 55	53	H	Minnesota	57 85	151	A	Illinois	48 67
18	A	Michigan St.	44 77	47	A	Washington	60 82	55	A	Iowa	55 67	151	H	Illinois	57 67
18	H	Michigan St.	42 68					55	H	Iowa	63 77	189	H	Central Mich.	57 79
24	A	Purdue	50 75					58	A	Indiana	44 69	201	H	Toledo	55 61
24	H	Purdue	43 51					58	N	Indiana	52 68	213	H	Northwestern	57 77
								80	H	Nebraska	49 69	219	H	Maine	68 60
								96	A	Penn St.	62 78	233	H	Fordham	98 55
												247	H	Md.-East. Shore	77 59
												284	A	St. Bonaventure	68 60
												293	H	Miami (Ohio)	75 58
												308	N	St. Francis (Pa.)	80 52
LAST 10 Division I GAMES:															
58	N	Indiana	52 68	7	H	Ohio St.	55 74	53	A	Minnesota	48 83				
151	H	Illinois	57 67	96	A	Penn St.	62 78	129	H	Wisconsin	65 75				
18	H	Michigan St.	42 68	213	H	Northwestern	57 77								
55	A	Iowa	55 67												
24	A	Purdue	50 75												

Non-Div I Games:

Michigan

Michigan

Average RPI Win: 124				WON-LOST RECORD		WINNING PCT. RANK		LAST 10 GAMES		STRENGTH OF SCHEDULE		OPP. STRENGTH OF SCHEDULE		TEAM RPI		ADJ. RPI		CONF. RPI		ADJ CONF. RPI	
Average RPI Loss: 17																					
DIV. I ONLY				22- 9		54		7- 3		17		27		19		18		7		7	
DIV. I NON-CONF.				10- 3		54		2- 1		10		10		11		11		5		5	
TOTALS				RPI 1-25		RPI 26-50		W-L RECORDS		RPI 51-100		RPI 100+									
22- 9				3- 8		1- 0		OVERALL		6- 2		14- 0									
14- 1				1- 1		0- 0		HOME		4- 0		9- 0									
6- 5				1- 3		1- 0		AWAY		0- 2		4- 0									
4- 4				1- 4		0- 0		NEUTRAL		2- 0		1- 0									
10- 3				3- 4		1- 0		NON-CONFERENCE		1- 0		7- 0									
7- 0				1- 0		0- 0		HOME		0- 0		6- 0									
2- 1				1- 1		1- 0		AWAY		0- 0		0- 0									
3- 3				1- 3		0- 0		NEUTRAL		1- 0		1- 0									
12- 6				0- 4		0- 0		CONFERENCE		5- 2		7- 0									
7- 1				0- 1		0- 0		HOME		4- 0		3- 0									
4- 4				0- 2		0- 0		AWAY		0- 2		4- 0									
1- 1				0- 1		0- 0		NEUTRAL		1- 0		0- 0									
RPI 1-25				Team's RPI: 18		RPI 26-50				RPI 51-100				RPI 101+							
RPI	S	Opponent	Score		RPI	S	Opponent	Score		RPI	S	Opponent	Score		RPI	S	Opponent	Score			
2	N	Tennessee	55	83	43	A	South Fla.	81	66	53	A	Minnesota	58	71	129	A	Wisconsin	69	63		
3	N	Duke	61	86						53	H	Minnesota	84	61	129	H	Wisconsin	53	47		
5	A	Oklahoma	80	60						55	A	Iowa	64	75	149	H	UC Santa Barb.	86	55		
6	A	LSU	52	72						55	H	Iowa	73	71	151	A	Illinois	57	51		
7	A	Ohio St.	38	69						55	N	Iowa	79	58	151	H	Illinois	72	61		
7	H	Ohio St.	65	67						58	H	Indiana	65	59	167	H	Houston	76	53		
7	N	Ohio St.	64	68						79	N	Wis.-Milwaukee	65	46	168	N	Gonzaga	60	45		
8	N	Maryland	61	75						96	H	Penn St.	75	53	173	H	Pepperdine	82	64		
9	H	Rutgers	73	71											189	H	Central Mich.	75	50		
23	N	Kentucky	67	63											195	H	Detroit	77	52		
24	A	Purdue	53	73											213	A	Northwestern	79	59		
															220	A	Michigan	68	42		
															220	H	Michigan	77	44		
															239	H	Western Caro.	84	61		
LAST 10 Division I GAMES:																					
3 N Duke					61	86	220 A Michigan					68	42								
23 N Kentucky					67	63	7 A Ohio St.					38	69								
79 N Wis.-Milwaukee					65	46	55 H Iowa					73	71								
7 N Ohio St.					64	68	129 H Wisconsin					53	47								
55 N Iowa					79	58	53 H Minnesota					84	61								

### Non-Div l Games:

Mi chi gan St.

Loss, Non-Conf, S Site, H Home A Away N Neutral

Average RPI Win:		144	WON-LOST RECORD		WINNING PCT. RANK		LAST 10 GAMES		STRENGTH OF SCHEDULE		OPP. STRENGTH OF SCHEDULE		TEAM RPI		ADJ. RPI		CONF. RPI		ADJ CONF. RPI		
Average RPI Loss:		97																			
DIV. I ONLY		20- 10	68		6- 4		58		92		62		62		9		9				
DIV. I NON-CONF.		7- 6	144		0- 1		113		105		117		113		11		11				
TOTALS		RPI 1-25			RPI 26-50		W-L RECORDS		RPI 51-100				RPI 100+								
20- 10		2- 3			0- 2		OVERALL		6- 1				12- 5								
15- 1		2- 1			0- 0		HOME		4- 0				9- 0								
4- 9		0- 1			0- 2		AWAY		1- 1				3- 5								
1- 1		0- 1			0- 0		NEUTRAL		1- 0				0- 0								
7- 6		0- 2			0- 2		NON-CONFERENCE		2- 0				5- 3								
5- 1		0- 1			0- 0		HOME		1- 0				4- 0								
1- 5		0- 0			0- 2		AWAY		0- 0				1- 3								
1- 1		0- 1			0- 0		NEUTRAL		1- 0				0- 0								
13- 4		2- 1			0- 0		CONFERENCE		4- 1				7- 2								
10- 0		2- 0			0- 0		HOME		3- 0				5- 0								
3- 4		0- 1			0- 0		AWAY		1- 1				2- 2								
0- 0		0- 0			0- 0		NEUTRAL		0- 0				0- 0								
RPI 1-25				RPI 26-50				RPI 51-100		Team's RPI : 62		RPI 101+									
RPI S	Opponent	Score		RPI S	Opponent	Score		RPI S	Opponent	Score		RPI S	Opponent	Score							
12	H Georgi a	72	90	35	A Chattanooga	66	76	74	A Flori da Int' l	57	73	106	A North Texas	64	69						
17	N Utah	71	76	41	A Vi rgi ni a	63	79	74	H Flori da Int' l	70	65	123	A South Dakota St.	79	72						
20	A Western Ky.	63	70					78	A Arkansas St.	66	65	145	A Ark. -Li ttle Rock	53	58						
20	H Western Ky.	68	63					78	H Arkansas St.	95	59	145	H Ark. -Li ttle Rock	65	58						
20	H Western Ky.	84	73					78	H Arkansas St.	90	64	155	A UAB	69	71						
								81	H Tennessee Tech	74	46	156	A South Al a.	59	58						
								96	N Penn St.	79	65	158	H Denver	77	56						
												167	H Houston	62	35						
												171	A Austin Peay	69	71						
												175	H La. -Lafayette	69	68						
												175	H La. -Lafayette	84	58						
												217	H Troy	91	60						
												238	H Georgi a St.	69	51						
												244	H Ga. Southern	80	58						
												246	H Eastern Ky.	77	66						
												286	A North Dakota St.	58	65						
												310	A New Orle ans	90	41						
LAST 10 Division I GAMES:																					
17	N Utah	71	76	20	A Western Ky.	63	70														
20	H Western Ky.	84	73	145	H Ark. -Li ttle Rock	65	58														
78	H Arkansas St.	90	64	78	H Arkansas St.	95	59														
175	H La. -Lafayette	84	58	158	H Denver	77	56														
74	A Flori da Int' l	57	73	106	A North Texas	64	69														

Middle Tenn.

Middle Tenn.

Non-Div I Games:

Middle Tenn.

Loss, 
Non-Conf, S Site, 
H Home
A Away 
N Neutral

Average RPI Win:	136	WON-LOST	WINNING	LAST 10	STRENGTH OF	OPP. STRENGTH	TEAM	ADJ.	CONF.	ADJ CONF.
Average RPI Loss:	44	RECORD	PCT. RANK	GAMES	SCHEDULE	OF SCHEDULE	RPI	RPI	RPI	RPI

DIV. I ONLY	19- 9	64	4- 6	83	26	54	53	7	7
DIV. I NON-CONF.	8- 3	66	0- 1	61	25	40	40	5	5

TOTALS	RPI 1-25	RPI 26-50	W-L RECORDS	RPI 51-100	RPI 100+
19- 9	2- 5	1- 2	OVERALL	6- 2	10- 1
12- 2	2- 2	0- 0	HOME	4- 0	6- 0
5- 6	0- 3	0- 1	AWAY	2- 1	3- 1
2- 2	0- 0	1- 1	NEUTRAL	0- 1	1- 0
8- 3	1- 1	1- 2	NON-CONFERENCE	2- 1	4- 0
6- 0	1- 0	0- 0	HOME	2- 0	3- 0
0- 3	0- 1	0- 1	AWAY	0- 1	0- 0
2- 1	0- 0	1- 1	NEUTRAL	0- 0	1- 0
11- 6	1- 4	0- 0	CONFERENCE	4- 1	6- 1
6- 2	1- 2	0- 0	HOME	2- 0	3- 0
5- 3	0- 2	0- 0	AWAY	2- 0	3- 1
0- 1	0- 0	0- 0	NEUTRAL	0- 1	0- 0

RPI 1-25				RPI 26-50				RPI 51-100				Team's RPI: 53				RPI 101+			
RPI	S	Opponent	Score	RPI	S	Opponent	Score	RPI	S	Opponent	Score	RPI	S	Opponent	Score	RPI	S	Opponent	Score
6	A	LSU	45 66	33	A	New Mexico	44 62	55	A	Iowa	80 68	129	A	Wisconsin	61 66				
7	H	Ohio St.	55 76	41	N	Virginia	69 64	58	A	Indiana	69 64	129	H	Wisconsin	73 66				
18	A	Michigan St.	61 84	47	N	Washington	69 73	58	H	Indiana	65 58	151	A	Illinois	64 49				
18	H	Michigan St.	71 58					58	N	Indiana	46 61	191	H	Washington St.	83 58				
19	H	Stanford	84 77					73	H	Iowa St.	66 61	197	N	Nevada	83 77				
24	A	Purdue	31 63					80	H	Nebraska	78 70	213	A	Northwestern	69 58				
24	H	Purdue	56 60					93	A	South Carolina	61 79	213	H	Northwestern	71 33				
								96	H	Penn St.	77 72	220	A	Michigan	85 58				
												220	H	Michigan	83 49				
												265	H	San Francisco	80 66				
												286	H	North Dakota St.	79 77				
LAST 10 Division I Games:																			
47	N	Washington	69 73	7	H	Ohio St.	55 76												
58	N	Indiana	46 61	24	A	Purdue	31 63												
213	H	Northwestern	71 33	18	A	Michigan St.	61 84												
58	H	Indiana	65 58	220	H	Michigan	83 48												
129	A	Wisconsin	61 67	151	A	Illinois	64 49												

Non-Div I Games:

Minnesota



Average RPI Win:	226	WON-LOST	WINNING	LAST 10	STRENGTH OF	OPP. STRENGTH	TEAM	ADJ.	CONF.	ADJ CONF.
Average RPI Loss:	68	RECORD	PCT. RANK	GAMES	SCHEDULE	OF SCHEDULE	RPI	RPI	RPI	RPI

DIV. I ONLY	6- 22	300	0- 10	39	64	193	186	2	2
DIV. I NON-CONF.	5- 8	210	0- 0	81	148	164	163	2	2

TOTALS	RPI 1-25	RPI 26-50	W-L RECORDS	RPI 51-100	RPI 100+
6- 22	0- 8	0- 4	OVERALL	1- 4	5- 6
4- 10	0- 4	0- 0	HOME	0- 2	4- 4
2- 9	0- 2	0- 3	AWAY	1- 2	1- 2
0- 3	0- 2	0- 1	NEUTRAL	0- 0	0- 0
5- 8	0- 2	0- 3	NON-CONFERENCE	0- 0	5- 3
4- 3	0- 1	0- 0	HOME	0- 0	4- 2
1- 3	0- 0	0- 2	AWAY	0- 0	1- 1
0- 2	0- 1	0- 1	NEUTRAL	0- 0	0- 0
1- 14	0- 6	0- 1	CONFERENCE	1- 4	0- 3
0- 7	0- 3	0- 0	HOME	0- 2	0- 2
1- 6	0- 2	0- 1	AWAY	1- 2	0- 1
0- 1	0- 1	0- 0	NEUTRAL	0- 0	0- 0

RPI	S	Opponent	Score
2	H	Tennessee	56 <b>79</b>
6	A	LSU	48 <b>62</b>
12	A	Georgia	42 <b>81</b>
13	N	Arizona St.	48 <b>70</b>
23	H	Kentucky	46 <b>51</b>
24	H	Purdue	42 <b>61</b>
25	H	Florida	48 <b>63</b>
25	N	Florida	83 <b>98</b>

RPI	S	Opponent	Score
28	N	TCU	52 <b>72</b>
30	A	Florida St.	59 <b>75</b>
38	A	Vanderbilt	48 <b>87</b>
39	A	Louisiana Tech	41 <b>52</b>

RPI	S	Opponent	Score
82	A	Mississippi	70 59
82	H	Mississippi	71 <b>76</b>
83	A	Auburn	44 <b>74</b>
93	A	South Carolina	47 <b>75</b>
93	H	South Carolina	46 <b>51</b>

RPI	S	Opponent	Score
117	A	Arkansas	58 <b>60</b>
117	H	Arkansas	45 <b>66</b>
131	H	Alabama	59 <b>61</b>
155	A	UAB	59 <b>73</b>
161	H	East Tenn. St.	53 <b>78</b>
190	H	Southern Miss.	57 <b>64</b>
206	H	Morehead St.	78 65
219	H	Maine	80 55
248	H	Birmingham-Southern	59 50
291	H	Southeastern La.	71 55
310	A	New Orleans	79 59

## LAST 10 Division I GAMES:

25	N	Florida	83 <b>98</b>	25	H	Florida	48 <b>63</b>
6	A	LSU	48 <b>62</b>	93	H	South Carolina	46 <b>51</b>
93	A	South Carolina	47 <b>75</b>	83	A	Auburn	44 <b>74</b>
23	H	Kentucky	46 <b>51</b>	82	H	Mississippi	71 <b>76</b>
131	H	Alabama	59 <b>61</b>	117	A	Arkansas	58 <b>60</b>

Non-Div I Games:

Mississippi St.

■ Loss, 
 ■ Non-Conf, 
 ■ S Site, 
 ■ H Home 
 ■ A Away 
 N Neutral

Average RPI Win: 297		WON-LOST RECORD		WINNING PCT. RANK		LAST 10 GAMES		STRENGTH OF SCHEDULE		OPP. STRENGTH OF SCHEDULE		TEAM RPI		ADJ. RPI		CONF. RPI		ADJ CONF. RPI	
DIV. I ONLY		15- 11		122		7- 3		328		327		236		243		32		32	
DIV. I NON-CONF.		2- 5		262		0- 0		316		266		318		317		32		32	
TOTALS		RPI 1-25		RPI 26-50		W-L RECORDS		RPI 51-100		RPI 100+									
15- 11		0- 0		0- 0		OVERALL		0- 0		15- 11									
7- 4		0- 0		0- 0		HOME		0- 0		7- 4									
7- 5		0- 0		0- 0		AWAY		0- 0		7- 5									
1- 2		0- 0		0- 0		NEUTRAL		0- 0		1- 2									
2- 5		0- 0		0- 0		NON-CONFERENCE		0- 0		2- 5									
1- 1		0- 0		0- 0		HOME		0- 0		1- 1									
0- 3		0- 0		0- 0		AWAY		0- 0		0- 3									
1- 1		0- 0		0- 0		NEUTRAL		0- 0		1- 1									
13- 6		0- 0		0- 0		CONFERENCE		0- 0		13- 6									
6- 3		0- 0		0- 0		HOME		0- 0		6- 3									
7- 2		0- 0		0- 0		AWAY		0- 0		7- 2									
0- 1		0- 0		0- 0		NEUTRAL		0- 0		0- 1									
RPI 1-25		RPI 26-50		RPI 51-100		RPI 101+		Team's RPI: 243											
RPI S	Opponent	Score	RPI S	Opponent	Score	RPI S	Opponent	Score	RPI S	Opponent	Score								
										139 N	East Caro.	60	69						
										145 A	Ark. -Little Rock	50	70						
										145 H	Ark. -Little Rock	44	46						
										170 A	Southern U.	56	59						
										170 H	Southern U.	62	67						
										211 A	Texas St.	51	85						
										214 A	Jackson St.	69	68						
										214 H	Jackson St.	58	59						
										238 A	Georgia St.	44	71						
										254 A	Al abama St.	56	45						
										254 H	Al abama St.	62	65						
										277 A	Al corn St.	63	54						
										277 H	Al corn St.	74	71						
										282 A	Al abama A&M	59	73						
										282 H	Al abama A&M	56	55						
										282 N	Al abama A&M	59	64						
										288 A	Grambl ing	79	73						
										288 H	Grambl ing	71	48						
										313 H	Centenary (La.)	73	55						
										316 A	Ark. -Pi ne Bl uff	53	45						
										316 H	Ark. -Pi ne Bl uff	70	61						
										320 N	Tex. -Pan American	70	37						
										324 A	Prai rie View	60	48						
										324 H	Prai rie View	82	63						
										328 A	Texas Southern	70	62						
										328 H	Texas Southern	79	68						
LAST 10 Division I GAMES:																			
										282 N	Al abama A&M	59	64						
										316 A	Ark. -Pi ne Bl uff	53	45						
										288 A	Grambl ing	79	73						
										214 A	Jackson St.	69	68						
										324 H	Prai rie View	82	63						
										328 H	Texas Southern	79	68						
										170 A	Southern U.	56	59						
										277 A	Al corn St.	63	54						
										282 H	Al abama A&M	56	55						
										254 H	Al abama St.	62	65						

Non-Div I Games: LeMoyne-Owen 71 48      Tougaloo 76 57



M  
i  
s  
s  
o  
u  
r  
i

Missouri				Through Games Of Sunday, March 12, 2006							
Average RPI Win:		154	WON-LOST	WINNING	LAST 10	STRENGTH OF	OPP. STRENGTH	TEAM	ADJ.	CONF.	ADJ CONF.
Average RPI Loss:		46	RECORD	PCT. RANK	GAMES	SCHEDULE	OF SCHEDULE	RPI	RPI	RPI	RPI
DIV. I ONLY		21- 9	56	5- 5		108	49	64	68	4	4
DIV. I NON-CONF.		10- 2	27	0- 1		286	95	91	94	4	3
<hr/>											
TOTALS		RPI 1-25	RPI 26-50	W-L RECORDS	RPI 51-100	RPI 100+					
21- 9		1- 4	0- 1	OVERALL	7- 4	13- 1					
13- 2		1- 1	0- 0	HOME	3- 1	9- 0					
5- 6		0- 1	0- 1	AWAY	3- 3	2- 1					
3- 2		0- 2	0- 0	NEUTRAL	1- 0	2- 0					
10- 2		0- 2	0- 0	NON-CONFERENCE	1- 1	9- 0					
7- 0		0- 0	0- 0	HOME	0- 0	7- 0					
1- 2		0- 1	0- 0	AWAY	1- 1	0- 0					
2- 1		0- 1	0- 0	NEUTRAL	0- 0	2- 0					
11- 7		1- 2	0- 1	CONFERENCE	6- 3	4- 1					
6- 2		1- 1	0- 0	HOME	3- 1	2- 0					
4- 4		0- 0	0- 1	AWAY	2- 2	2- 1					
1- 1		0- 1	0- 0	NEUTRAL	1- 0	0- 0					
<hr/>											
RPI 1-25				RPI 26-50		RPI 51-100		Team's RPI: 68		RPI 101+	
RPI S	Opponent	Score	RPI S	Opponent	Score	RPI S	Opponent	Score	RPI S	Opponent	Score
5	H Okl ahoma	73 88	31	A Texas A&M	52 72	52	A Texas	54 63	107	A Kansas	71 81
5	N Okl ahoma	54 75				54	A Kansas St.	66 65	107	H Kansas	64 57
10	H Bayl or	64 61				54	H Kansas St.	68 42	143	H Western Mi ch.	84 65
13	A Ari zona St.	54 69				63	H Texas Tech	65 51	188	N Cl emson	78 54
16 N	Vi rgi ni a Tech	51 82				63	N Texas Tech	81 75	193	H Southern Ill.	96 69
						66	A Pi ttsburgh	69 60	200	A Col orado	72 57
						73	A Iowa St.	60 66	200	H Col orado	69 49
						73	H Iowa St.	67 59	212	H Murray St.	100 55
						78	A Arkansas St.	67 70	213	H Northwestern	87 64
						80	A Nebraska	64 58	223	A Okl ahoma St.	69 65
						80	H Nebraska	62 75	224	N Towson	57 56
									254	H Al abama St.	68 62
									295	H Ni chol ls St.	88 34
									316	H Ark. -Pi ne Bl uff	79 51
<hr/>											
LAST 10 Div						sion I GAMES:					
16 N	Vi rgi ni a Tech	51 82	73	H Iowa St.	67 59						
5	N Okl ahoma	54 75	200	A Col orado	72 57						
63	N Texas Tech	81 75	223	A Okl ahoma St.	69 65						
80	H Nebraska	62 75	107	H Kansas	64 57						
107	A Kansas	71 81	73	A Iowa St.	60 66						

M  
i  
s  
s  
o  
u  
r  
i

Non-Di v I Games:

Missouri

Loss, Non-Conf, S Site, H Home A Away N Neutral



Average RPI Win: 268				WON-LOST RECORD		WINNING PCT. RANK		LAST 10 GAMES		STRENGTH OF SCHEDULE		OPP. STRENGTH OF SCHEDULE		TEAM RPI		ADJ. RPI		CONF. RPI		ADJ CONF. RPI	
DIV. I ONLY				14- 14		163		5- 5		285		297		222		225		29		29	
DIV. I NON-CONF.				3- 6		235		0- 0		115		287		215		218		29		29	
TOTALS				RPI 1-25		RPI 26-50		W-L RECORDS		RPI 51-100		RPI 100+									
14- 14				0- 1		0- 1		OVERALL		0- 1		14- 11									
6- 7				0- 1		0- 1		HOME		0- 1		6- 4									
7- 6				0- 0		0- 0		AWAY		0- 0		7- 6									
1- 1				0- 0		0- 0		NEUTRAL		0- 0		1- 1									
3- 6				0- 1		0- 1		NON-CONFERENCE		0- 0		3- 4									
0- 3				0- 1		0- 1		HOME		0- 0		0- 1									
2- 2				0- 0		0- 0		AWAY		0- 0		2- 2									
1- 1				0- 0		0- 0		NEUTRAL		0- 0		1- 1									
11- 8				0- 0		0- 0		CONFERENCE		0- 1		11- 7									
6- 4				0- 0		0- 0		HOME		0- 1		6- 3									
5- 4				0- 0		0- 0		AWAY		0- 0		5- 4									
0- 0				0- 0		0- 0		NEUTRAL		0- 0		0- 0									
RPI 1-25				RPI 26-50		RPI 51-100		RPI 101+		Team's RPI: 225											
RPI	S	Opponent	Score	RPI	S	Opponent	Score	RPI	S	Opponent	Score	RPI	S	Opponent	Score						
8	H	Maryl and	55 88	37	H	St. John's (N.Y.)	49 72	95	H	Sacred Heart	63 64	103	H	Princeton	56 64						
												111	A	Quinni pi ac	54 50						
												111	H	Quinni pi ac	63 69						
												126	N	Delaware St.	44 50						
												154	A	Robert Morris	61 67						
												154	H	Robert Morris	60 64						
												207	A	Mt. St. Mary's	56 61						
												207	H	Mt. St. Mary's	58 49						
												218	A	St. Peter's	72 71						
												226	A	Long Island	65 56						
												226	H	Long Island	70 80						
												250	N	Navy	88 79						
												266	A	Fairleigh Dickinson	57 61						
												266	H	Fairleigh Dickinson	78 67						
												276	A	Central Conn. St.	71 62						
276	H	Central Conn. St.	79 56																		
278	A	Lehigh	45 64																		
308	A	St. Francis (Pa.)	72 62																		
308	H	St. Francis (Pa.)	51 49																		
315	A	Rider	57 67																		
319	A	Columbia	56 54																		
326	A	St. Francis (N.Y.)	63 67																		
326	H	St. Francis (N.Y.)	58 46																		
331	A	Wagner	67 63																		
331	H	Wagner	77 44																		
LAST 10 Division I GAMES:																					
226	H	Long Island	70 80	111	H	Quinni pi ac	63 69	331	A	Wagner	67 63										
95	H	Sacred Heart	63 64	276	A	Central Conn. St.	71 62	331	H	Wagner	77 44										
326	H	St. Francis (N.Y.)	58 46	266	H	Fairleigh Dickinson	57 61	266	H	Fairleigh Dickinson	78 67										
266	A	Fairleigh Dickinson	57 61																		
207	A	Mt. St. Mary's	56 61																		

Non-Di v I Games:

Monmouth

Loss, Non-Conf, S Site, H Home A Away N Neutral

Average RPI Win: 218		WON-LOST	WINNING	LAST 10	STRENGTH OF	OPP. STRENGTH	TEAM	ADJ.	CONF.	ADJ CONF.
Average RPI Loss: 123		RECORD	PCT. RANK	GAMES	SCHEDULE	OF SCHEDULE	RPI	RPI	RPI	RPI
DIV. I ONLY	20- 7	40	7- 3	233	219	96	98	18	18	
DIV. I NON-CONF.	10- 2	27	0- 0	219	180	76	77	22	23	
TOTALS	RPI 1-25	RPI 26-50	W-L RECORDS	RPI 51-100	RPI 100+					
20- 7	0- 0	0- 1	OVERALL	1- 1	19- 5					
11- 2	0- 0	0- 0	HOME	1- 0	10- 2					
8- 4	0- 0	0- 1	AWAY	0- 1	8- 2					
1- 1	0- 0	0- 0	NEUTRAL	0- 0	1- 1					
10- 2	0- 0	0- 1	NON-CONFERENCE	1- 1	9- 0					
6- 0	0- 0	0- 0	HOME	1- 0	5- 0					
3- 2	0- 0	0- 1	AWAY	0- 1	3- 0					
1- 0	0- 0	0- 0	NEUTRAL	0- 0	1- 0					
10- 5	0- 0	0- 0	CONFERENCE	0- 0	10- 5					
5- 2	0- 0	0- 0	HOME	0- 0	5- 2					
5- 2	0- 0	0- 0	AWAY	0- 0	5- 2					
0- 1	0- 0	0- 0	NEUTRAL	0- 0	0- 1					
RPI S	RPI 1-25	RPI S	RPI 26-50	RPI S	RPI 51-100	Team's RPI: 98	RPI S	RPI 101+	RPI S	RPI 101+
Opponent	Score	Opponent	Score	Opponent	Score		Opponent	Score	Opponent	Score
		30 A Florida St.	56 69		59 H Miami (Fl a.)	83 74	104 A Northern Ariz.	57 55		
					61 A Wyomi ng	45 50	104 H Northern Ariz.	60 65		
							104 N Northern Ariz.	66 73		
							135 H Long Beach St.	58 57		
							150 H Santa Clara	82 77		
							165 H UNC Asheville	70 52		
							168 A Gonzaga	72 60		
							178 A Idaho St.	57 71		
							178 H Idaho St.	105 55		
							183 A Weber St.	65 51		
							183 H Weber St.	49 50		
							202 A Eastern Wash.	56 58		
							202 H Eastern Wash.	79 54		
							227 N Wright St.	57 47		
							235 A Portland St.	81 59		
							235 H Portland St.	89 77		
							236 H Idaho	58 50		
							262 A Sacramento St.	79 45		
							262 H Sacramento St.	78 59		
							302 A Utah St.	71 70		
							310 H New Orleans	79 43		
							311 A Montana St.	79 54		
							311 H Montana St.	90 65		
							321 A Portland	68 65		
		LAST 10 Division I GAMES:								
		104 N Northern Ariz.	66 73	104 A Northern Ariz.	57 55					
		183 A Weber St.	65 51	262 A Sacramento St.	79 45					
		178 A Idaho St.	57 71	311 H Montana St.	90 65					
		235 H Portland St.	89 77	178 H Idaho St.	105 55					
		202 H Eastern Wash.	79 54	183 H Weber St.	49 50					

Non-Div I Games: Rocky Mountain 83 49

Montana

Loss, Non-Conf, S Site, H Home A Away N Neutral

Average RPI Win:	222	WON-LOST	WINNING	LAST 10	STRENGTH OF	OPP. STRENGTH	TEAM	ADJ.	CONF.	ADJ CONF.
Average RPI Loss:	178	RECORD	PCT. RANK	GAMES	SCHEDULE	OF SCHEDULE	RPI	RPI	RPI	RPI

DIV. I ONLY	3- 23	321	1- 9	189	259	309	311	18	18
DIV. I NON-CONF.	1- 11	318	0- 0	248	262	321	321	22	23

TOTALS	RPI 1-25	RPI 26-50	W-L RECORDS	RPI 51-100	RPI 100+
3- 23	0- 0	0- 1	OVERALL	0- 4	3- 18
2- 11	0- 0	0- 0	HOME	0- 2	2- 9
1- 11	0- 0	0- 0	AWAY	0- 2	1- 9
0- 1	0- 0	0- 1	NEUTRAL	0- 0	0- 0
1- 11	0- 0	0- 1	NON-CONFERENCE	0- 2	1- 8
1- 5	0- 0	0- 0	HOME	0- 1	1- 4
0- 5	0- 0	0- 0	AWAY	0- 1	0- 4
0- 1	0- 0	0- 1	NEUTRAL	0- 0	0- 0
2- 12	0- 0	0- 0	CONFERENCE	0- 2	2- 10
1- 6	0- 0	0- 0	HOME	0- 1	1- 5
1- 6	0- 0	0- 0	AWAY	0- 1	1- 5
0- 0	0- 0	0- 0	NEUTRAL	0- 0	0- 0

RPI S	RPI 1-25	Score	RPI S	RPI 26-50	Score	RPI S	RPI 51-100	Score	RPI S	RPI 101+	Team's RPI: 311	Score
	Opponent			Opponent			Opponent			Opponent		
			37 N	St. John's (N.Y.)	71 87	57 H	Marquette	48 76	104 A	Northern Ariz.	56 84	
						94 A	Kent St.	61 77	104 H	Northern Ariz.	57 55	
						98 A	Montana	65 90	108 H	Oregon St.	35 70	
						98 H	Montana	54 79	132 H	Air Force	61 81	
									135 H	Long Beach St.	66 83	
									178 A	Idaho St.	75 77	
									178 H	Idaho St.	74 84	
									183 A	Weber St.	63 86	
									183 H	Weber St.	48 74	
									202 A	Eastern Wash.	50 77	
									202 H	Eastern Wash.	56 63	
									203 H	Boi se St.	52 66	
									235 A	Portland St.	73 75	
									235 H	Portland St.	82 88	
									262 A	Sacramento St.	86 80	
									262 H	Sacramento St.	57 66	
									275 A	Cal St. Fullerton	84 85	
									285 A	San Diego	48 53	
									299 A	Akron	60 73	
									301 H	Utah Valley St.	92 84	
									321 A	Portland	69 88	
LAST 10 Division I GAMES:												
			178 A	Idaho St.	75 77	104 A	Northern Ariz.	56 84				
			183 A	Weber St.	63 86	98 A	Montana	65 90				
			202 H	Eastern Wash.	56 63	183 H	Weber St.	48 74				
			235 H	Portland St.	82 88	178 H	Idaho St.	74 84				
			262 A	Sacramento St.	86 80	235 A	Portland St.	73 75				

Non-Div I Games:

Montana St.

Loss, Non-Conf, S Site, H Home A Away N Neutral

Montana St.

Montana St.

Average RPI Win: 245		WON-LOST	WINNING	LAST 10	STRENGTH OF	OPP. STRENGTH	TEAM	ADJ.	CONF.	ADJ CONF.
Average RPI Loss: 152		RECORD	PCT. RANK	GAMES	SCHEDULE	OF SCHEDULE	RPI	RPI	RPI	RPI
DIV. I ONLY		14- 13	154	6- 4	289	246	205	206	22	22
DIV. I NON-CONF.		3- 2	120	0- 0	318	202	231	230	23	22
TOTALS		RPI 1-25	RPI 26-50	W-L RECORDS	RPI 51-100	RPI 100+				
14- 13		0- 0	0- 0	OVERALL	0- 5	14- 8				
8- 5		0- 0	0- 0	HOME	0- 2	8- 3				
5- 7		0- 0	0- 0	AWAY	0- 2	5- 5				
1- 1		0- 0	0- 0	NEUTRAL	0- 1	1- 0				
3- 2		0- 0	0- 0	NON-CONFERENCE	0- 0	3- 2				
2- 1		0- 0	0- 0	HOME	0- 0	2- 1				
0- 1		0- 0	0- 0	AWAY	0- 0	0- 1				
1- 0		0- 0	0- 0	NEUTRAL	0- 0	1- 0				
11- 11		0- 0	0- 0	CONFERENCE	0- 5	11- 6				
6- 4		0- 0	0- 0	HOME	0- 2	6- 2				
5- 6		0- 0	0- 0	AWAY	0- 2	5- 4				
0- 1		0- 0	0- 0	NEUTRAL	0- 1	0- 0				
RPI S Opponent Score		RPI 1-25	RPI 26-50	Score	RPI S Opponent Score	RPI 51-100	RPI S Opponent Score	RPI 101+	Team's RPI: 206	
					81 A Tennessee Tech	66 79	105 A Samford	57 60		
					81 H Tennessee Tech	59 60	105 H Samford	49 51		
					81 N Tennessee Tech	66 80	112 H Binghamton	66 61		
					90 A Southeast Mo. St.	50 62	171 A Austin Peay	81 75		
					90 H Southeast Mo. St.	43 58	171 A Austin Peay	81 78		
							171 H Austin Peay	63 52		
							184 H Marshall	53 66		
							186 A Mississippi St.	65 78		
							212 A Murray St.	74 85		
							212 H Murray St.	71 69		
							246 A Eastern Ky.	60 67		
							246 H Eastern Ky.	62 58		
							257 A Eastern Ill.	68 69		
							257 H Eastern Ill.	56 55		
							264 A Jacksonville St.	82 75		
							264 H Jacksonville St.	62 71		
							267 H Col. of Charleston	66 50		
							296 A Tenn. -Martin	58 48		
							296 H Tenn. -Martin	62 52		
							313 N Centenary (La.)	67 51		
							329 A Tennessee St.	64 50		
							329 H Tennessee St.	70 58		
					LAST 10 Division I GAMES:					
					81 N Tennessee Tech	66 80	105 A Samford	57 60		
					171 A Austin Peay	81 78	296 H Tenn. -Martin	62 52		
					171 H Austin Peay	63 52	212 H Murray St.	71 69		
					329 H Tennessee St.	70 58	90 H Southeast Mo. St.	43 58		
					264 A Jacksonville St.	82 75	246 A Eastern Ky.	60 67		

Non-Div I Games: Ky. Christian 103 46 Pikeville 101 53 Morehead St.

Morehead St.

Morehead St.

[illegible]M  
o  
r  
g  
a  
n  
s  
t  
.M  
o  
r  
g  
a  
n  
s  
t  
.

### Non-Div l Games:

Morgan St.

Loss, Non-Conf, S Site, H Home A Away N Neutral

Average RPI Win:	257
Average RPI Loss:	155

Average RPI Win: 257				WON-LOST RECORD		WINNING PCT. RANK		LAST 10 GAMES		STRENGTH OF SCHEDULE		OPP. STRENGTH OF SCHEDULE		TEAM RPI		ADJ. RPI		CONF. RPI		ADJ CONF. RPI	
Average RPI Loss: 155																					
DIV. I ONLY				12- 16		200		4- 6		173		296		209		207		29		29	
DIV. I NON-CONF.				3- 6		235		0- 0		124		214		208		206		29		29	

TOTALS	RPI 1-25	RPI 26-50	W-L RECORDS	RPI 51-100	RPI 100+
12- 16	0- 1	0- 0	OVERALL	0- 2	12- 13
8- 4	0- 0	0- 0	HOME	0- 1	8- 3
4- 10	0- 1	0- 0	AWAY	0- 1	4- 8
0- 2	0- 0	0- 0	NEUTRAL	0- 0	0- 2
3- 6	0- 1	0- 0	NON-CONFERENCE	0- 0	3- 5
2- 1	0- 0	0- 0	HOME	0- 0	2- 1
1- 3	0- 1	0- 0	AWAY	0- 0	1- 2
0- 2	0- 0	0- 0	NEUTRAL	0- 0	0- 2
9- 10	0- 0	0- 0	CONFERENCE	0- 2	9- 8
6- 3	0- 0	0- 0	HOME	0- 1	6- 2
3- 7	0- 0	0- 0	AWAY	0- 1	3- 6
0- 0	0- 0	0- 0	NEUTRAL	0- 0	0- 0

RPI	S	Opponent	Score
8	A	Maryland	53 102

RPI	S	Opponent	Score
95	A	Sacred Heart	68 83
95	H	Sacred Heart	64 91

RPI	S	Opponent	Score
103	H	Princeton	56 73
111	A	Quinnipiac	66 75
111	H	Quinnipiac	57 64
118	A	William & Mary	84 75
126	N	Oral Roberts	78 94
128	A	George Mason	64 75
154	A	Robert Morris	58 76
154	A	Robert Morris	56 65
154	H	Robert Morris	62 49
177	A	Georgetown	60 68
192	N	Ill.-Chicago	67 83
225	A	Monmouth	49 58
225	H	Monmouth	61 56
226	A	Long Island	69 58
226	H	Long Island	59 64
250	H	Navy	80 72
266	A	Fairleigh Dickinson	61 66
266	H	Fairleigh Dickinson	67 64
276	A	Central Conn. St.	60 45
276	H	Central Conn. St.	70 60
308	A	St. Francis (Pa.)	77 82
308	H	St. Francis (Pa.)	64 60
326	A	St. Francis (N.Y.)	83 70
330	H	Morgan St.	77 59
331	H	Wagner	74 58

RPI	S	Opponent	Score
154	A	Robert Morris	56 65
308	A	St. Francis (Pa.)	77 82
154	A	Robert Morris	58 76
331	H	Wagner	74 58
225	H	Monmouth	61 56

RPI	S	Opponent	Score
95	A	Sacred Heart	68 83
266	A	Fairleigh Dickinson	61 66
226	H	Long Island	59 64
154	H	Robert Morris	62 49
308	H	St. Francis (Pa.)	64 60

Mt. St. Mary's

Mt. St. Mary's

### Non-Div I Games:

Mt. St. Mary's

Loss, Non-Conf, S Site, H Home A Away N Neutral



Average RPI Win: 244				WON-LOST RECORD		WINNING PCT. RANK		LAST 10 GAMES		STRENGTH OF SCHEDULE		OPP. STRENGTH OF SCHEDULE		TEAM RPI		ADJ. RPI		CONF. RPI		ADJ CONF. RPI	
DIV. I ONLY				11- 17		217		5- 5		164		231		212		212		22		22	
DIV. I NON-CONF.				1- 6		301		0- 0		35		101		216		211		23		22	
TOTALS				RPI 1-25		RPI 26-50		W-L RECORDS		RPI 51-100				RPI 100+							
11- 17				0- 1		0- 0		OVERALL		1- 6				10- 10							
6- 7				0- 1		0- 0		HOME		1- 1				5- 5							
4- 10				0- 0		0- 0		AWAY		0- 5				4- 5							
1- 0				0- 0		0- 0		NEUTRAL		0- 0				1- 0							
1- 6				0- 1		0- 0		NON-CONFERENCE		0- 2				1- 3							
0- 3				0- 1		0- 0		HOME		0- 0				0- 2							
0- 3				0- 0		0- 0		AWAY		0- 2				0- 1							
1- 0				0- 0		0- 0		NEUTRAL		0- 0				1- 0							
10- 11				0- 0		0- 0		CONFERENCE		1- 4				9- 7							
6- 4				0- 0		0- 0		HOME		1- 1				5- 3							
4- 7				0- 0		0- 0		AWAY		0- 3				4- 4							
0- 0				0- 0		0- 0		NEUTRAL		0- 0				0- 0							
RPI 1-25				RPI 26-50		RPI 51-100		RPI 101+ Team's RPI: 212													
RPI S Opponent Score				RPI S Opponent Score		RPI S Opponent Score		RPI S Opponent Score		RPI S Opponent Score		RPI S Opponent Score		RPI S Opponent Score		RPI S Opponent Score		RPI S Opponent Score		RPI S Opponent Score	
20 H Western Ky. 59 86										60 A Charlotte 65 90		101 A UNI 62 82									
										68 A Mi ssouri 55 100		105 A Samford 67 83									
										81 A Tennessee Tech 73 79		105 H Samford 67 66									
										81 H Tennessee Tech 82 70		121 H Ball St. 72 90									
										90 A Southeast Mo. St. 52 71		171 A Austin Peay 64 82									
										90 A Southeast Mo. St. 49 80		171 H Austin Peay 66 83									
										90 H Southeast Mo. St. 62 72		193 H Southern Ill. 77 94									
												206 A Morehead St. 69 71									
												206 H Morehead St. 85 74									
												246 A Eastern Ky. 79 71									
												246 H Eastern Ky. 70 75									
												257 A Eastern Ill. 68 72									
												257 H Eastern Ill. 72 52									
												264 A Jacksonville St. 78 77									
												264 H Jacksonville St. 63 69									
												277 N Al corn St. 100 75									
												296 A Tenn. -Martin 83 64									
												296 H Tenn. -Martin 58 45									
												329 A Tennessee St. 96 81									
												329 H Tennessee St. 96 46									

M  
u  
r  
r  
a  
y  
S  
t  
:M  
u  
r  
r  
a  
y  
s  
t  
:

### Non-Div I Games:

Murray St.

Loss, Non-Conf, S Site, H Home A Away N Neutral

Average RPI Win: 281		WON-LOST RECORD		WINNING PCT. RANK		LAST 10 GAMES		STRENGTH OF SCHEDULE		OPP. STRENGTH OF SCHEDULE		TEAM RPI		ADJ. RPI		CONF. RPI		ADJ CONF. RPI	
Average RPI Loss: 202																			
DIV. I ONLY		9- 19		257		4- 6		301		310		296		294		30		30	
DIV. I NON-CONF.		0- 9		322		0- 0		141		115		313		312		31		31	
TOTALS		RPI 1-25		RPI 26-50		W-L RECORDS		RPI 51-100		RPI 100+									
9- 19		0- 2		0- 0		OVERALL		0- 1		9- 16									
5- 5		0- 0		0- 0		HOME		0- 0		5- 5									
4- 12		0- 2		0- 0		AWAY		0- 1		4- 9									
0- 2		0- 0		0- 0		NEUTRAL		0- 0		0- 2									
0- 9		0- 2		0- 0		NON-CONFERENCE		0- 1		0- 6									
0- 1		0- 0		0- 0		HOME		0- 0		0- 1									
0- 7		0- 2		0- 0		AWAY		0- 1		0- 4									
0- 1		0- 0		0- 0		NEUTRAL		0- 0		0- 1									
9- 10		0- 0		0- 0		CONFERENCE		0- 0		9- 10									
5- 4		0- 0		0- 0		HOME		0- 0		5- 4									
4- 5		0- 0		0- 0		AWAY		0- 0		4- 5									
0- 1		0- 0		0- 0		NEUTRAL		0- 0		0- 1									
RPI 1-25				RPI 26-50				RPI 51-100				RPI 101+		Team's RPI: 294					
RPI	S	Opponent	Score	RPI	S	Opponent	Score	RPI	S	Opponent	Score	RPI	S	Opponent	Score				
6	A	LSU	35 99					59	A	Mi ami (Fl a.)	65 104	110	A	Coppin St.	52 59				
23	A	Kentucky	40 71									110	H	Coppin St.	54 82				
												126	A	Del aware St.	50 49				
												126	H	Del aware St.	65 80				
												139	H	East Caro.	71 74				
												165	A	UNC Asheville	62 80				
												219	N	Maine	68 78				
												230	A	El on	70 75				
												240	H	Howard	88 74				
												247	A	Md.-East. Shore	55 70				
												250	A	Navy	69 80				
												283	A	South Carolina St.	64 71				
												283	H	South Carolina St.	69 72				
												290	A	Fl ori da A&M	75 73				
												290	H	Fl ori da A&M	73 66				
												298	A	Hampton	73 69				
												298	H	Hampton	63 60				
												307	A	Norfol k St.	64 77				
												307	H	Norfol k St.	57 59				
												314	A	Wofford	50 94				
												327	A	Bethune-Cookman	81 56				
												327	H	Bethune-Cookman	66 49				
												327	N	Bethune-Cookman	48 68				
												330	A	Morgan St.	68 73				
												330	H	Morgan St.	87 78				
LAST 10 Division I GAMES:																			
				327	N	Bethune-Cookman	48 68	330	A	Morgan St.	68 73	330	H	Morgan St.	87 78				
				283	A	South Carolina St.	64 71	110	A	Coppin St.	52 59								
				240	H	Howard	88 74	290	A	Fl ori da A&M	75 73								
				298	H	Hampton	63 60	327	A	Bethune-Cookman	81 56								
				307	H	Norfol k St.	57 59	126	H	Del aware St.	65 80								

Non-Di v I Games:

N. C. A&amp;T

Loss, 
Non-Conf, S Site, 
H Home
A Away 
N Neutral

Average RPI Win: 266  
Average RPI Loss: 186

[illegible]

### Non-Div l Games:

Navy

Loss, Non-Conf, S Site, H Home A Away N Neutral

Average RPI Win:		166	WON-LOST RECORD		WINNING PCT. RANK		LAST 10 GAMES		STRENGTH OF SCHEDULE		OPP. STRENGTH OF SCHEDULE		TEAM RPI		ADJ. RPI		CONF. RPI		ADJ CONF. RPI	
Average RPI Loss:		48																		
DIV. I ONLY			17- 12		113		7- 3		85		76		78		80		4		4	
DIV. I NON-CONF.			8- 3		66		2- 0		169		192		89		89		4		3	
TOTALS			RPI 1-25		RPI 26-50		W-L RECORDS		RPI 51-100				RPI 100+							
17- 12			0- 3		0- 2		OVERALL		5- 7				14- 1							
10- 4			0- 0		0- 1		HOME		3- 2				8- 1							
5- 6			0- 2		0- 0		AWAY		2- 5				4- 0							
2- 2			0- 1		0- 1		NEUTRAL		0- 0				2- 0							
8- 3			0- 1		0- 0		NON-CONFERENCE		2- 1				8- 1							
6- 1			0- 0		0- 0		HOME		1- 0				5- 1							
3- 1			0- 0		0- 0		AWAY		1- 1				2- 0							
1- 1			0- 1		0- 0		NEUTRAL		0- 0				1- 0							
9- 10			0- 2		0- 2		CONFERENCE		3- 6				6- 0							
5- 3			0- 0		0- 1		HOME		2- 2				3- 0							
3- 6			0- 2		0- 0		AWAY		1- 4				2- 0							
1- 1			0- 0		0- 1		NEUTRAL		0- 0				1- 0							
RPI 1-25					RPI 26-50				RPI 51-100		Team's RPI : 80		RPI 101+							
RPI S	Opponent		Score		RPI S	Opponent		Score		RPI S	Opponent		Score		RPI S	Opponent		Score		
5	A	Oklahoma	45	73	31	H	Texas A&M	50	69	52	H	Texas	62	70	104	H	Northern Ari z.	70	56	
6	N	LSU	55	74	31	N	Texas A&M	64	73	53	A	Minnesota	70	78	107	A	Kansas	65	57	
10	A	Bayl or	69	91						54	A	Kansas St.	64	71	107	H	Kansas	73	61	
										54	A	Kansas St.	63	77	123	H	South Dakota St.	49	68	
										54	H	Kansas St.	64	62	159	N	Tex. A&M-Corp. Chris	76	64	
										61	A	Wyomi ng	72	67						
										63	A	Texas Tech	59	61	200	A	Col orado	80	62	
										68	A	Mi ssouri	75	62	200	H	Col orado	70	54	
										68	H	Mi ssouri	58	64	200	N	Col orado	67	59	
										73	A	Iowa St.	57	79	211	H	Texas St.	96	47	
										73	H	Iowa St.	54	42	213	A	Northwestern	80	50	
										99	H	Drake	62	59	220	A	Mi chi gan	69	49	
															223	H	Okl ahoma St.	81	56	
															237	H	Crei ghton	84	50	
															288	H	Grambli ng	69	40	
															328	H	Texas Southern	93	68	
					LAST 10 Di v		sion I GAMES:													
					54	A	Kansas St.	63	77	68	A	Mi ssouri	75	62						
					61	A	Wyomi ng	72	67	5	A	Okl ahoma	45	73						
					99	H	Drake	62	59	223	H	Okl ahoma St.	81	56						
					31	N	Texas A&M	64	73	54	H	Kansas St.	64	62						
					200	N	Col orado	67	59	107	A	Kansas	65	57						

Nebraska

Non-Div I Games:

Nebraska

Loss, 
Non-Conf, S Site, 
H Home
A Away 
N Neutral

Average RPI Win: 225		WON-LOST	WINNING	LAST 10	STRENGTH OF	OPP. STRENGTH	TEAM	ADJ.	CONF.	ADJ CONF.			
Average RPI Loss: 138		RECORD	PCT. RANK	GAMES	SCHEDULE	OF SCHEDULE	RPI	RPI	RPI	RPI			
DIV. I ONLY	13- 17	197	6- 4	168	172	196	197	15	15				
DIV. I NON-CONF.	4- 8	235	0- 0	256	226	262	262	14	14				
TOTALS	RPI 1-25	RPI 26-50	W-L RECORDS	RPI 51-100	RPI 100+								
13- 17	0- 0	0- 3	OVERALL	1- 3	12- 11								
10- 6	0- 0	0- 2	HOME	1- 1	9- 3								
3- 9	0- 0	0- 1	AWAY	0- 1	3- 7								
0- 2	0- 0	0- 0	NEUTRAL	0- 1	0- 1								
4- 8	0- 0	0- 0	NON-CONFERENCE	0- 2	4- 6								
4- 2	0- 0	0- 0	HOME	0- 1	4- 1								
0- 4	0- 0	0- 0	AWAY	0- 0	0- 4								
0- 2	0- 0	0- 0	NEUTRAL	0- 1	0- 1								
9- 9	0- 0	0- 3	CONFERENCE	1- 1	8- 5								
6- 4	0- 0	0- 2	HOME	1- 0	5- 2								
3- 5	0- 0	0- 1	AWAY	0- 1	3- 3								
0- 0	0- 0	0- 0	NEUTRAL	0- 0	0- 0								
RPI S	RPI 1-25	Score	RPI S	RPI 26-50	Score	RPI S	RPI 51-100	Score	RPI S	RPI 101+ Team's RPI: 197			
	Opponent			Opponent			Opponent			Score			
			39	A	Loui si ana Tech	34	75		102	A	Hawai i	66	61
			39	H	Loui si ana Tech	57	72		102	H	Hawai i	74	79
			39	H	Loui si ana Tech	60	69		104	A	Northern Ari z.	58	66
									131	N	Al abama	46	76
									142	A	Oregon	50	61
									182	A	San Jose St.	48	53
									182	H	San Jose St.	56	64
									182	H	San Jose St.	75	61
									203	A	Boi se St.	50	58
									203	H	Boi se St.	73	67
									205	A	New Mexi co St.	53	46
									205	H	New Mexi co St.	61	51
									235	A	Portl and St.	61	65
									236	A	Idaho	56	69
									236	H	Idaho	49	43
									249	H	Northern Colo.	52	68
									262	H	Sacramento St.	63	52
									265	H	San Francisco	59	53
									272	H	Northwestern St.	79	59
									275	A	Cal St. Fullerton	49	53
									301	H	Utah Valley St.	74	59
									302	A	Utah St.	67	51
									302	H	Utah St.	64	54
			LAST 10 Div sion I GAMES:										
			39	H	Loui si ana Tech	60	69		236	H	Idaho	49	43
			182	H	San Jose St.	75	61		86	H	Fresno St.	68	67
			86	A	Fresno St.	48	73		205	A	New Mexi co St.	53	46
			182	A	San Jose St.	48	53		39	A	Loui si ana Tech	34	75
			302	A	Utah St.	67	51		205	H	New Mexi co St.	61	51

Nevada

Non-Div I Games:

Nevada

Loss, 
Non-Conf, S Site, 
H Home
A Away
N Neutral

Average RPI Win:	205	WON-LOST	WINNING	LAST 10	STRENGTH OF	OPP. STRENGTH	TEAM	ADJ.	CONF.	ADJ CONF.
Average RPI Loss:	119	RECORD	PCT. RANK	GAMES	SCHEDULE	OF SCHEDULE	RPI	RPI	RPI	RPI

DIV. I ONLY	15- 13	141	4- 6	184	131	156	160	10	11
DIV. I NON-CONF.	8- 3	66	0- 0	298	227	147	149	12	13

TOTALS	RPI 1-25	RPI 26-50	W-L RECORDS	RPI 51-100	RPI 100+
15- 13	0- 0	0- 5	OVERALL	3- 2	12- 6
9- 3	0- 0	0- 3	HOME	2- 0	7- 0
5- 9	0- 0	0- 2	AWAY	1- 1	4- 6
1- 1	0- 0	0- 0	NEUTRAL	0- 1	1- 0
8- 3	0- 0	0- 1	NON-CONFERENCE	1- 1	7- 1
3- 1	0- 0	0- 1	HOME	1- 0	2- 0
4- 2	0- 0	0- 0	AWAY	0- 1	4- 1
1- 0	0- 0	0- 0	NEUTRAL	0- 0	1- 0
7- 10	0- 0	0- 4	CONFERENCE	2- 1	5- 5
6- 2	0- 0	0- 2	HOME	1- 0	5- 0
1- 7	0- 0	0- 2	AWAY	1- 0	0- 5
0- 1	0- 0	0- 0	NEUTRAL	0- 1	0- 0

RPI S	Opponent	Score	RPI S	Opponent	Score	RPI S	Opponent	Score	RPI S	Opponent	Score
			29	A Hartford	42 65	70	H Marist	62 48	112	A Binghamton	54 74
			29	H Hartford	52 62	75	A Dartmouth	56 62	112	H Binghamton	55 49
			32	H Boston College	58 85	76	A Boston U.	83 71	172	H Massachusetts	59 43
			40	A Stony Brook	56 62	76	H Boston U.	76 63	174	A UMBC	53 65
			40	H Stony Brook	69 72	76	N Boston U.	60 66	174	H UMBC	68 61
									199	A Vermont	54 57
									199	H Vermont	70 62
									219	A Maine	58 69
									219	H Maine	63 59
									224	N Towson	70 69
									232	A Northeastern	47 52
									269	H Cornell	75 72
									270	A Colgate	69 45
									278	A Lehigh	66 58
									289	A Albany (N. Y.)	58 62
									289	H Albany (N. Y.)	70 55
									317	A Yale	75 59
									331	A Wagner	74 52
LAST 10 Division I Games:											
			76	N Boston U.	60 66	40	A Stony Brook	56 62			
			199	A Vermont	54 57	29	H Hartford	52 62			
			76	H Boston U.	76 63	112	H Binghamton	55 49			
			289	H Albany (N. Y.)	70 55	174	A UMBC	53 65			
			219	A Maine	58 69	76	A Boston U.	83 71			

Non-Div I Games:

New Hampshire

Loss, 
Non-Conf, S Site, 
H Home
A Away 
N Neutral



Average RPI Win: 211		WON-LOST	WINNING	LAST 10	STRENGTH OF	OPP. STRENGTH	TEAM	ADJ.	CONF.	ADJ CONF.
Average RPI Loss: 136		RECORD	PCT. RANK	GAMES	SCHEDULE	OF SCHEDULE	RPI	RPI	RPI	RPI
DIV. I ONLY	10- 20	247	3- 7	95	192	201	205	15	15	
DIV. I NON-CONF.	3- 8	267	0- 0	134	203	239	239	14	14	
TOTALS	RPI 1-25	RPI 26-50	W-L RECORDS	RPI 51-100	RPI 100+					
10- 20	0- 0	0- 5	OVERALL	1- 2	9- 13					
3- 10	0- 0	0- 2	HOME	0- 1	3- 7					
5- 8	0- 0	0- 2	AWAY	0- 1	5- 5					
2- 2	0- 0	0- 1	NEUTRAL	1- 0	1- 1					
3- 8	0- 0	0- 2	NON-CONFERENCE	0- 0	3- 6					
1- 4	0- 0	0- 1	HOME	0- 0	1- 3					
2- 3	0- 0	0- 1	AWAY	0- 0	2- 2					
0- 1	0- 0	0- 0	NEUTRAL	0- 0	0- 1					
7- 12	0- 0	0- 3	CONFERENCE	1- 2	6- 7					
2- 6	0- 0	0- 1	HOME	0- 1	2- 4					
3- 5	0- 0	0- 1	AWAY	0- 1	3- 3					
2- 1	0- 0	0- 1	NEUTRAL	1- 0	1- 0					
RPI S	RPI 1-25	Score	RPI S	RPI 26-50	Score	RPI S	RPI 51-100	Score	RPI S	RPI 101+ Team's RPI: 205
	Opponent			Opponent			Opponent			Score
			33 A New Mexi co	42 55	86 A Fresno St.	52 68	102 A Hawai i	72 69		
			33 H New Mexi co	77 79	86 H Fresno St.	61 77	102 H Hawai i	71 74		
			39 A Loui si ana Tech	53 66	86 N Fresno St.	74 66	104 H Northern Ariz.	46 61		
			39 H Loui si ana Tech	72 79			113 A UTSA	38 61		
			39 N Loui si ana Tech	39 63			119 H Texas-Arlington	50 62		
							182 A San Jose St.	35 58		
							182 H San Jose St.	50 47		
							187 A UTEP	58 70		
							187 H UTEP	47 66		
							197 A Nevada	51 61		
							197 H Nevada	46 53		
							203 A Boi se St.	45 72		
							203 H Boi se St.	61 60		
							203 N Boi se St.	60 59		
							229 N UMKC	55 89		
							236 A Idaho	56 55		
							236 H Idaho	50 59		
							256 A Cal Poly	65 63		
							262 H Sacramento St.	75 58		
							273 A UC Irvine	88 64		
							302 A Utah St.	55 48		
							302 H Utah St.	45 55		
			LAST 10 Division I GAMES:							
			39 N Loui si ana Tech	39 63	39 A Loui si ana Tech	53 66				
			203 N Boi se St.	60 59	182 A San Jose St.	35 58				
			86 N Fresno St.	74 66	203 A Boi se St.	45 72				
			102 H Hawai i	71 74	197 H Nevada	46 53				
			236 A Idaho	56 55	302 H Utah St.	45 55				

Non-Div I Games:

New Mexico St.

■ Loss, 
 ■ Non-Conf, S Site, 
 ■ Home 
 ■ Away 
 N Neutral









Non-Conference				Final Eight Games Of Saturday, March 12, 2009						
Average RPI Win:	293	WON-LOST	WINNING	LAST 10	STRENGTH OF	OPP. STRENGTH	TEAM	ADJ.	CONF.	ADJ CONF.
Average RPI Loss:	208	RECORD	PCT. RANK	GAMES	SCHEDULE	OF SCHEDULE	RPI	RPI	RPI	RPI
DIV. I ONLY		8- 20	272	2- 8	303	321	305	307	30	30
DIV. I NON-CONF.		3- 6	235	0- 0	203	284	253	253	31	31

TOTALS	RPI 1-25	RPI 26-50	W-L RECORDS	RPI 51-100	RPI 100+
8- 20	0- 0	0- 1	OVERALL	0- 0	8- 19
4- 7	0- 0	0- 1	HOME	0- 0	4- 6
2- 12	0- 0	0- 0	AWAY	0- 0	2- 12
2- 1	0- 0	0- 0	NEUTRAL	0- 0	2- 1
3- 6	0- 0	0- 1	NON-CONFERENCE	0- 0	3- 5
1- 1	0- 0	0- 1	HOME	0- 0	1- 0
0- 5	0- 0	0- 0	AWAY	0- 0	0- 5
2- 0	0- 0	0- 0	NEUTRAL	0- 0	2- 0
5- 14	0- 0	0- 0	CONFERENCE	0- 0	5- 14
3- 6	0- 0	0- 0	HOME	0- 0	3- 6
2- 7	0- 0	0- 0	AWAY	0- 0	2- 7
0- 1	0- 0	0- 0	NEUTRAL	0- 0	0- 1

RPI S	RPI 1-25 Opponent	Score
45	H Liberty	50 75

RPI S	RPI 26-50 Opponent	Score
298	N Hampton	60 65
327	H Bethune-Cookman	59 66
283	A South Carolina St.	55 71
294	A N.C. A&T	59 57
126	A Delaware St.	40 75

RPI S	RPI 51-100 Opponent	Score
298	H Hampton	69 79
330	H Morgan St.	75 71
110	H Coppin St.	51 68
247	A Md.-East. Shore	56 65
240	A Howard	74 103

RPI S	RPI 101+ Opponent	Team's RPI: Score
110	A Coppin St.	35 61
110	H Coppin St.	51 68
118	A William & Mary	43 70
126	A Delaware St.	40 75
126	H Delaware St.	49 65
154	A Robert Morris	69 79
163	A Va. Commonweal th	48 67
208	A Winthrop	42 66
238	A Georgia St.	53 85
240	A Howard	74 103
240	H Howard	72 75
247	A Md.-East. Shore	56 65
247	H Md.-East. Shore	56 68
259	H Longwood	67 61
260	N Campbell I	70 57
283	A South Carolina St.	55 71
283	H South Carolina St.	67 62
290	A Florida A&M	48 69
294	A N.C. A&T	59 57
294	H N.C. A&T	77 64
297	N Jacksonville	79 68
298	A Hampton	64 80
298	H Hampton	69 79
298	N Hampton	60 65
327	H Bethune-Cookman	59 66
330	A Morgan St.	66 62
330	H Morgan St.	75 71

### Non-Div I Games:

Norfolk St.

Loss, Non-Conf, S Site, H Home A Away N Neutral

# North Carolina

Through Games Of Sunday, March 12, 2006

Average RPI Win:	75	WON-LOST	WINNING	LAST 10	STRENGTH OF	OPP. STRENGTH	TEAM	ADJ.	CONF.	ADJ CONF.
Average RPI Loss:	8	RECORD	PCT. RANK	GAMES	SCHEDULE	OF SCHEDULE	RPI	RPI	RPI	RPI

DIV. I ONLY	29- 1	1	9- 1	4	2	1	1	1	1
DIV. I NON-CONF.	13- 0	1	4- 0	29	26	3	3	1	1

TOTALS	RPI 1-25	RPI 26-50	W-L RECORDS	RPI 51-100	RPI 100+
29- 1	12- 2	9- 0	OVERALL	3- 0	9- 0
14- 1	2- 1	4- 0	HOME	1- 0	7- 0
9- 0	5- 0	2- 0	AWAY	2- 0	1- 0
9- 1	5- 1	3- 0	NEUTRAL	0- 0	1- 0
13- 0	5- 0	5- 0	NON-CONFERENCE	0- 0	7- 0
8- 0	0- 0	2- 0	HOME	0- 0	6- 0
3- 0	2- 0	1- 0	AWAY	0- 0	0- 0
6- 0	3- 0	2- 0	NEUTRAL	0- 0	1- 0
16- 2	7- 2	4- 0	CONFERENCE	3- 0	2- 0
6- 1	2- 1	2- 0	HOME	1- 0	1- 0
7- 0	3- 0	1- 0	AWAY	2- 0	1- 0
3- 1	2- 1	1- 0	NEUTRAL	0- 0	0- 0

RPI	S	Opponent	Score
2	N	Tennessee	75 63
3	A	Duke	74 70
3	H	Duke	77 65
4	A	Connecticut	77 54
8	H	Maryland	95 98
8	N	Maryland	91 80
8	N	Maryland	70 81
11	A	North Carolina St.	65 53
11	H	North Carolina St.	75 58
11	N	North Carolina St.	90 69
13	N	Arizona St.	79 72
14	A	Old Dominion	88 80
16	A	Virginia Tech	84 75
24	N	Purdue	70 68

RPI	S	Opponent	Score
28	N	TCU	77 54
30	H	Florida St.	68 51
32	H	Boston College	69 62
38	A	Vanderbilt	89 70
38	N	Vanderbilt	87 67
41	A	Virginia	72 60
41	N	Virginia	82 56
43	H	South Fla.	71 47
45	H	Liberty	87 36

RPI	S	Opponent	Score
59	A	Miami (Fla.)	90 57
87	A	Georgia Tech	75 56
87	H	Georgia Tech	85 56

RPI	S	Opponent	Score
109	A	Wake Forest	91 57
140	H	Davidson	86 48
147	H	Coastal Caro.	98 41
165	H	UNC Asheville	83 43
180	N	UC Riverside	75 51
188	H	Clemson	102 61
267	H	Col. of Charleston	101 48
287	H	Charleston So.	92 38
314	H	Wofford	87 50

## LAST 10 Division I GAMES:

8	N	Maryland	70 81
2	N	Tennessee	75 63
24	N	Purdue	70 68
38	A	Vanderbilt	89 70
180	N	UC Riverside	75 51
8	N	Maryland	91 80
11	N	North Carolina St.	90 69
41	N	Virginia	82 56
3	H	Duke	77 65
32	H	Boston College	69 62

Non-Div I Games:

North Carolina

Loss, Non-Conf, S Site, H Home A Away N Neutral

Average RPI Win:	85	WON-LOST	WINNING	LAST 10	STRENGTH OF	OPP. STRENGTH	TEAM	ADJ.	CONF.	ADJ CONF.
Average RPI Loss:	27	RECORD	PCT. RANK	GAMES	SCHEDULE	OF SCHEDULE	RPI	RPI	RPI	RPI

DIV. I ONLY	19- 11	89	6- 4	2	5	11	11	1	1
DIV. I NON-CONF.	10- 3	54	0- 1	6	41	5	5	1	1

TOTALS	RPI 1-25	RPI 26-50	W-L RECORDS	RPI 51-100	RPI 100+
19- 11	2- 7	6- 3	OVERALL	5- 1	6- 1
11- 3	1- 2	3- 1	HOME	3- 0	4- 0
4- 5	1- 2	2- 1	AWAY	0- 1	1- 1
4- 4	0- 3	1- 1	NEUTRAL	2- 0	1- 0
10- 3	1- 2	3- 1	NON-CONFERENCE	3- 1	3- 0
7- 0	0- 0	3- 0	HOME	1- 0	3- 0
1- 1	1- 0	0- 0	AWAY	0- 1	0- 0
2- 3	0- 2	0- 1	NEUTRAL	2- 0	0- 0
9- 8	1- 5	3- 2	CONFERENCE	2- 0	3- 1
4- 3	1- 2	0- 1	HOME	2- 0	1- 0
3- 4	0- 2	2- 1	AWAY	0- 0	1- 1
2- 1	0- 1	1- 0	NEUTRAL	0- 0	1- 0

RPI	S	Opponent	Score
1	A	North Carolina	58 <b>75</b>
1	H	North Carolina	53 <b>65</b>
1	N	North Carolina	69 <b>90</b>
3	A	Duke	57 <b>77</b>
8	H	Maryland	57 <b>65</b>
9	N	Rutgers	56 <b>66</b>
16	H	Virginia Tech	65 44
17	N	Utah	62 <b>73</b>
21	A	Brigham Young	67 65

RPI	S	Opponent	Score
30	A	Florida St.	61 <b>75</b>
30	N	Florida St.	64 60
32	A	Boston College	82 71
32	H	Boston College	66 <b>75</b>
34	H	George Washington	76 71
38	H	Vanderbilt	76 67
41	A	Virginia	73 63
45	H	Liberty	83 69
48	N	Tulsa	61 <b>71</b>

RPI	S	Opponent	Score
59	H	Miami (Fla.)	83 77
65	A	St. Joseph's	52 <b>54</b>
73	N	Iowa St.	81 59
75	H	Dartmouth	78 43
78	N	Arkansas St.	80 59
87	H	Georgia Tech	65 53

RPI	S	Opponent	Score
109	A	Wake Forest	64 <b>65</b>
109	H	Wake Forest	73 60
126	H	Delaware St.	76 58
136	H	UNC Greensboro	76 46
188	A	Clemson	78 69
188	N	Clemson	67 53
230	H	Elon	73 43

## LAST 10 Division I GAMES:

48	N	Tulsa	61 <b>71</b>	8	H	Maryland	57 <b>65</b>
1	N	North Carolina	69 <b>90</b>	188	A	Clemson	78 69
30	N	Florida St.	64 60	87	H	Georgia Tech	65 53
188	N	Clemson	67 53	109	H	Wake Forest	73 60
32	A	Boston College	82 71	30	A	Florida St.	61 <b>75</b>

North Carolina St.

North Carolina St.

Non-Div I Games:

North Carolina St.

Loss, 
Non-Conf, S Site, 
H Home
A Away 
N Neutral

Average RPI Win:	203	WON-LOST	WINNING	LAST 10	STRENGTH OF	OPP. STRENGTH	TEAM	ADJ.	CONF.	ADJ CONF.
Average RPI Loss:	153	RECORD	PCT. RANK	GAMES	SCHEDULE	OF SCHEDULE	RPI	RPI	RPI	RPI

DIV. I ONLY	6- 16	284	1- 8	241	146	287	286	31	31
DIV. I NON-CONF.	5- 10	235	0- 2	182	77	228	231	28	28

TOTALS	RPI 1-25	RPI 26-50	W-L RECORDS	RPI 51-100	RPI 100+
6- 16	0- 0	0- 1	OVERALL	1- 3	5- 12
3- 3	0- 0	0- 0	HOME	1- 1	2- 2
0- 12	0- 0	0- 1	AWAY	0- 2	0- 9
3- 1	0- 0	0- 0	NEUTRAL	0- 0	3- 1
5- 10	0- 0	0- 1	NON-CONFERENCE	1- 3	4- 6
2- 1	0- 0	0- 0	HOME	1- 1	1- 0
0- 8	0- 0	0- 1	AWAY	0- 2	0- 5
3- 1	0- 0	0- 0	NEUTRAL	0- 0	3- 1
1- 6	0- 0	0- 0	CONFERENCE	0- 0	1- 6
1- 2	0- 0	0- 0	HOME	0- 0	1- 2
0- 4	0- 0	0- 0	AWAY	0- 0	0- 4
0- 0	0- 0	0- 0	NEUTRAL	0- 0	0- 0

RPI 1-25			RPI 26-50			RPI 51-100			RPI 101+			Team's RPI: 286			
RPI	S	Opponent	Score	RPI	S	Opponent	Score	RPI	S	Opponent	Score	RPI	S	Opponent	Score
33	A	New Mexico	59 75	53	A	Minnesota	70 79	121	A	Baylor St.	54 65	123	A	South Dakota St.	66 95
				62	H	Middle Tenn.	65 58	123	H	South Dakota St.	55 77	131	H	Alabama	68 56
				78	A	Arkansas St.	45 67	159	A	Texas A&M-Corp. Chris	36 59	159	H	Texas A&M-Corp. Chris	55 62
				100	H	Wis.-Green Bay	70 81					164	A	Northern Ill.	62 67
												165	N	UNC Asheville	73 79
												177	N	Georgetown	64 51
												178	A	Idaho St.	69 81
												182	A	San Jose St.	78 84
												201	A	Toledo	66 69
												237	N	Creighton	68 63
												300	A	IPFW	64 77
												300	H	IPFW	79 68
												301	A	Utah Valley St.	57 76
												310	N	New Orleans	89 65
LAST 10 Division I GAMES:															
300	A	IPFW	64 77	123	A	South Dakota St.	66 95								
301	A	Utah Valley St.	57 76	159	H	Texas A&M-Corp. Chris	55 62								
123	H	South Dakota St.	55 77	53	A	Minnesota	70 79								
159	A	Texas A&M-Corp. Chris	36 59	300	H	IPFW	79 68								
100	H	Wis.-Green Bay	70 81												

Non-Div I Games: Minn. Duluth 62 70 Minn. St. Moorhe83 68 Central St. (Ohi87 55 Valley City St. 90 40 North Dakota St.

182	A	San Jose St.	78	84
-----	---	--------------	----	----

N  
o  
r  
t  
h  
D  
a  
k  
o  
t  
a  
S  
t  
.

N  
o  
r  
t  
h  
D  
a  
k  
o  
t  
a  
S  
t  
.



Average RPI Win: 270		WON-LOST RECORD		WINNING PCT. RANK		LAST 10 GAMES		STRENGTH OF SCHEDULE		OPP. STRENGTH OF SCHEDULE		TEAM RPI		ADJ. RPI		CONF. RPI		ADJ CONF. RPI	
DIV. I ONLY		11- 17		217		4- 6		259		285		257		261		31		31	
DIV. I NON-CONF.		9- 17		234		3- 6		191		308		248		251		28		28	
TOTALS		RPI 1-25		RPI 26-50		W-L RECORDS		RPI 51-100		RPI 100+									
11- 17		0- 1		0- 1		OVERALL		0- 2		11- 13									
8- 3		0- 0		0- 0		HOME		0- 0		8- 3									
3- 12		0- 0		0- 1		AWAY		0- 1		3- 10									
0- 2		0- 1		0- 0		NEUTRAL		0- 1		0- 0									
9- 17		0- 1		0- 1		NON-CONFERENCE		0- 2		9- 13									
7- 3		0- 0		0- 0		HOME		0- 0		7- 3									
2- 12		0- 0		0- 1		AWAY		0- 1		2- 10									
0- 2		0- 1		0- 0		NEUTRAL		0- 1		0- 0									
2- 0		0- 0		0- 0		CONFERENCE		0- 0		2- 0									
1- 0		0- 0		0- 0		HOME		0- 0		1- 0									
1- 0		0- 0		0- 0		AWAY		0- 0		1- 0									
0- 0		0- 0		0- 0		NEUTRAL		0- 0		0- 0									
RPI 1-25		RPI 26-50		RPI 51-100		RPI 101+		Team's RPI: 261											
RPI S	Opponent	Score	RPI S	Opponent	Score	RPI S	Opponent	Score	RPI S	Opponent	Score								
9 N	Rutgers	36 66	43 A	South Fla.	49 87	58 A	Indiana	46 68	125 A	Belmont	48 68								
						73 N	Iowa St.	48 74	125 H	Belmont	58 50								
									146 A	Fla. Atlantic	43 57								
									146 H	Fla. Atlantic	69 76								
									156 A	South Ala.	29 62								
									161 A	East Tenn. St.	52 82								
									161 H	East Tenn. St.	59 80								
									208 A	Winthrop	73 48								
									215 A	Gardner-Webb	58 74								
									215 H	Gardner-Webb	57 42								
									251 A	Mercer	41 49								
									251 H	Mercer	66 61								
									260 A	Campbel l	49 60								
									260 H	Campbel l	64 65								
									271 A	Stetson	60 66								
									271 H	Stetson	61 55								
									297 A	Jacksonville	51 56								
									297 H	Jacksonville	64 51								
									312 A	Li pscomb	54 52								
									312 H	Li pscomb	65 54								
									325 A	Kennesaw St.	75 73								
									325 H	Kennesaw St.	56 45								
									327 A	Bethune-Cookman	53 55								
									327 H	Bethune-Cookman	47 45								
LAST 10 Division I GAMES:																			
251 A	Mercer	41 49	146 H	Fla. Atlantic	69 76														
271 A	Stetson	60 66	161 A	East Tenn. St.	52 82														
312 H	Li pscomb	65 54	325 A	Kennesaw St.	75 73														
125 H	Belmont	58 50	260 H	Campbel l	64 65														
297 A	Jacksonville	51 56	215 H	Gardner-Webb	57 42														

Non-Div I Games:

North Fla.

Loss, 
Non-Conf, S Site, 
H Home
A Away 
N Neutral



Average RPI Win:	189	WON-LOST	WINNING	LAST 10	STRENGTH OF	OPP. STRENGTH	TEAM	ADJ.	CONF.	ADJ CONF.
Average RPI Loss:	123	RECORD	PCT. RANK	GAMES	SCHEDULE	OF SCHEDULE	RPI	RPI	RPI	RPI

DIV. I ONLY	8- 21	280	1- 9	116	119	241	232	8	8
DIV. I NON-CONF.	4- 5	183	0- 0	225	253	218	217	8	8

TOTALS	RPI 1-25	RPI 26-50	W-L RECORDS	RPI 51-100	RPI 100+
8- 21	0- 1	0- 2	OVERALL	0- 6	8- 12
5- 8	0- 0	0- 1	HOME	0- 2	5- 5
2- 12	0- 1	0- 1	AWAY	0- 3	2- 7
1- 1	0- 0	0- 0	NEUTRAL	0- 1	1- 0
4- 5	0- 0	0- 0	NON-CONFERENCE	0- 1	4- 4
3- 1	0- 0	0- 0	HOME	0- 0	3- 1
1- 4	0- 0	0- 0	AWAY	0- 1	1- 3
0- 0	0- 0	0- 0	NEUTRAL	0- 0	0- 0
4- 16	0- 1	0- 2	CONFERENCE	0- 5	4- 8
2- 7	0- 0	0- 1	HOME	0- 2	2- 4
1- 8	0- 1	0- 1	AWAY	0- 2	1- 4
1- 1	0- 0	0- 0	NEUTRAL	0- 1	1- 0

RPI S Opponent	RPI 1-25	Score	RPI S Opponent	RPI 26-50	Score	RPI S Opponent	RPI 51-100	Score	RPI S Opponent	RPI 101+	Team's RPI: 232
14 A Old Domi ni on		41 87	50 A James Madi son		56 68	67 A Del aware		51 73	107 A Kansas		65 70
			50 H James Madi son		59 74	67 H Del aware		56 78	118 H William & Mary		54 58
						67 N Del aware		45 55	120 A Drexel		51 81
						76 A Boston U.		46 73	120 H Drexel		43 71
						77 A Hofstra		57 64	128 A George Mason		65 76
						77 H Hofstra		76 79	128 H George Mason		58 67
									130 A Cani si us		80 77
									144 A UNC Wi l mi ngton		51 65
									144 N UNC Wi l mi ngton		63 54
									152 H Hol y Cross		60 76
									160 H New Hampshi re		52 47
									163 H Va. Commonweal th		87 80
									209 H Harvard		72 60
									224 A Towson		54 62
									224 H Towson		75 77
									228 H Provi dence		71 51
									238 A Georgi a St.		64 61
									238 H Georgi a St.		58 54
									245 A Buffal o		59 87
									326 A St. Francis (N. Y. )		52 67
LAST 10 Div sion I GAMES:											
			67 N Del aware		45 55	77 A Hofstra		57 64			
			144 N UNC Wi l mi ngton		63 54	120 A Drexel		51 81			
			224 A Towson		54 62	128 H George Mason		58 67			
			67 A Del aware		51 73	118 H William & Mary		54 58			
			50 H James Madi son		59 74	14 A Old Domi ni on		41 87			

Non-Di v I Games:

Northeastern

Loss, Non-Conf, S Site, H Home A Away N Neutral

N  
o  
r  
t  
h  
e  
a  
s  
t  
e  
r  
n

N  
o  
r  
t  
h  
e  
a  
s  
t  
e  
r  
n

Average RPI Win: 210		WON-LOST	WINNING	LAST 10	STRENGTH OF	OPP. STRENGTH	TEAM	ADJ.	CONF.	ADJ CONF.
Average RPI Loss: 130		RECORD	PCT. RANK	GAMES	SCHEDULE	OF SCHEDULE	RPI	RPI	RPI	RPI
DIV. I ONLY	21- 10	67	6- 4	178	200	102	104	18	18	
DIV. I NON-CONF.	9- 5	100	0- 1	198	128	112	115	22	23	
TOTALS	RPI 1-25	RPI 26-50	W-L RECORDS	RPI 51-100	RPI 100+					
21- 10	0- 2	0- 2	OVERALL	2- 2	19- 5					
12- 1	0- 0	0- 0	HOME	0- 1	12- 0					
5- 8	0- 1	0- 1	AWAY	1- 1	4- 5					
4- 2	0- 1	0- 1	NEUTRAL	1- 0	3- 0					
9- 5	0- 2	0- 2	NON-CONFERENCE	0- 1	9- 1					
6- 0	0- 0	0- 0	HOME	0- 0	6- 0					
2- 4	0- 1	0- 1	AWAY	0- 1	2- 1					
1- 2	0- 1	0- 1	NEUTRAL	0- 0	1- 0					
12- 5	0- 0	0- 0	CONFERENCE	2- 1	10- 4					
6- 1	0- 0	0- 0	HOME	0- 1	6- 0					
3- 4	0- 0	0- 0	AWAY	1- 0	2- 4					
3- 0	0- 0	0- 0	NEUTRAL	1- 0	2- 0					
RPI S Opponent	RPI 1-25	Score	RPI S Opponent	RPI 26-50	Score	RPI S Opponent	RPI 51-100	Score	RPI S Opponent	RPI 101+ Team's RPI: 104
10 N Baylor	56	74	38 A Vanderbilt	41	57	80 A Nebraska	56	70	159 H Tex. A&M-Corp. Chris	72 47
21 A Brigham Young	48	82	43 N South Fla.	55	60	98 A Montana	65	60	178 A Idaho St.	71 84
						98 H Montana	55	57	178 H Idaho St.	74 64
						98 N Montana	73	66	180 H UC Riverside	71 62
									183 A Weber St.	65 53
									183 H Weber St.	73 46
									183 N Weber St.	74 59
									187 A UTEP	49 68
									197 H Nevada	66 58
									200 N Colorado	84 83
									202 A Eastern Wash.	57 67
									202 H Eastern Wash.	74 61
									205 A New Mexico St.	61 46
									216 H Manhattan	65 51
									235 A Portland St.	94 77
									235 H Portland St.	73 67
									235 N Portland St.	80 68
									255 A Southern Utah	88 69
									262 A Sacramento St.	59 61
									262 H Sacramento St.	68 54
									275 H Cal St. Fullerton	66 61
									311 A Montana St.	55 57
									311 H Montana St.	84 56
									320 H Tex. -Pan American	55 52
LAST 10 Division I GAMES:										
10 N Baylor	56	74	202 A Eastern Wash.	57	67					
183 N Weber St.	74	59	262 A Sacramento St.	59	61					
98 N Montana	73	66	98 H Montana	55	57					
235 N Portland St.	80	68	311 H Montana St.	84	56					
235 A Portland St.	94	77	183 A Weber St.	65	53					

Northern Ariz.

Northern Ariz.

Non-Div I Games: P. R. -Mayaguez 79 44

Northern Ariz.

Loss, Non-Conf, S Site, H Home A Away N Neutral

Average RPI Win: 219				WON-LOST RECORD		WINNING PCT. RANK		LAST 10 GAMES		STRENGTH OF SCHEDULE		OPP. STRENGTH OF SCHEDULE		TEAM RPI		ADJ. RPI		CONF. RPI		ADJ CONF. RPI	
DIV. I ONLY				10- 15		214		3- 6		262		180		245		249		31		31	
DIV. I NON-CONF.				6- 13		254		0- 4		181		137		240		242		28		28	
TOTALS				RPI 1-25		RPI 26-50		W-L RECORDS		RPI 51-100		RPI 100+									
10- 15				0- 1		0- 1		OVERALL		1- 1		9- 12									
5- 4				0- 0		0- 0		HOME		0- 0		5- 4									
4- 9				0- 1		0- 1		AWAY		0- 1		4- 6									
1- 2				0- 0		0- 0		NEUTRAL		1- 0		0- 2									
6- 13				0- 1		0- 1		NON-CONFERENCE		1- 1		5- 10									
4- 2				0- 0		0- 0		HOME		0- 0		4- 2									
1- 9				0- 1		0- 1		AWAY		0- 1		1- 6									
1- 2				0- 0		0- 0		NEUTRAL		1- 0		0- 2									
4- 2				0- 0		0- 0		CONFERENCE		0- 0		4- 2									
1- 2				0- 0		0- 0		HOME		0- 0		1- 2									
3- 0				0- 0		0- 0		AWAY		0- 0		3- 0									
0- 0				0- 0		0- 0		NEUTRAL		0- 0		0- 0									
RPI S Opponent Score				RPI S Opponent Score				RPI S Opponent Score				RPI S Opponent Score				Team's RPI: 249					
8 A Maryl and 53 89				49 A Louisville 57 66				57 N Marquette 57 54				132 A Air Force 60 67									
								61 A Wyomi ng 47 71				151 H Illinois 65 55									
												158 A Denver 48 55									
												158 H Denver 47 63									
												159 A Tex. A&M-Corp. Chris 63 62									
												159 H Tex. A&M-Corp. Chris 58 70									
												168 N Gonzaga 48 69									
												183 H Weber St. 65 51									
												185 A Col orado St. 66 81									
												187 H UTEP 57 85									
												197 A Nevada 68 52									
												200 A Col orado 65 92									
												203 N Boi se St. 59 73									
												229 H UMKC 86 69									
												241 A Lamar 71 72									
												266 A Fai r lei gh Di cki nson 58 74									
												275 H Cal St. Fullerton 88 64									
												301 A Utah Valley St. 67 64									
												301 H Utah Valley St. 73 75									
												320 A Tex. -Pan American 57 48									
												320 H Tex. -Pan American 72 52									
LAST 10 Division I GAMES:																					
8 A Maryl and 53 89				200 A Col orado 65 92				301 H Utah Valley St. 73 75													
266 A Fai r lei gh Di cki nson 58 74				320 A Tex. -Pan American 57 48				159 A Tex. A&M-Corp. 63 62													
301 A Utah Valley St. 67 64				159 H Tex. A&M-Corp. Chris 58 70																	
159 H Tex. A&M-Corp. Chris 58 70				158 A Denver 48 55																	
158 A Denver 48 55																					

Northern Colo.

Non-Div I Games: UC-Colo. Spgs. 72 55 Colo. Christian 89 57 Mesa St. 86 58 Northern Colo.

Loss, Non-Conf, S Site, H Home A Away N Neutral

241	A	Lamar	71	72
-----	---	-------	----	----



Average RPI Win:	221	WON-LOST	WINNING	LAST 10	STRENGTH OF	OPP. STRENGTH	TEAM	ADJ.	CONF.	ADJ CONF.
Average RPI Loss:	79	RECORD	PCT. RANK	GAMES	SCHEDULE	OF SCHEDULE	RPI	RPI	RPI	RPI

DIV. I ONLY	6- 22	300	2- 8	81	78	219	213	7	7
DIV. I NON-CONF.	4- 7	222	0- 0	72	164	165	162	5	5

TOTALS	RPI 1-25	RPI 26-50	W-L RECORDS	RPI 51-100	RPI 100+
6- 22	0- 4	0- 1	OVERALL	0- 11	6- 6
4- 11	0- 3	0- 1	HOME	0- 6	4- 1
2- 10	0- 1	0- 0	AWAY	0- 5	2- 4
0- 1	0- 0	0- 0	NEUTRAL	0- 0	0- 1
4- 7	0- 1	0- 1	NON-CONFERENCE	0- 3	4- 2
3- 4	0- 1	0- 1	HOME	0- 2	3- 0
1- 3	0- 0	0- 0	AWAY	0- 1	1- 2
0- 0	0- 0	0- 0	NEUTRAL	0- 0	0- 0
2- 15	0- 3	0- 0	CONFERENCE	0- 8	2- 4
1- 7	0- 2	0- 0	HOME	0- 4	1- 1
1- 7	0- 1	0- 0	AWAY	0- 4	1- 2
0- 1	0- 0	0- 0	NEUTRAL	0- 0	0- 1

RPI	S	Opponent	Score
7	H	Ohio St.	54 <b>82</b>
15	H	DePaul	58 <b>78</b>
18	H	Michigan St.	59 <b>79</b>
24	A	Purdue	63 <b>71</b>

RPI	S	Opponent	Score
37	H	St. John's (N.Y.)	53 <b>95</b>

RPI	S	Opponent	Score
53	A	Minnesota	33 <b>71</b>
53	H	Minnesota	54 <b>69</b>
55	A	Iowa	61 <b>76</b>
55	H	Iowa	48 <b>80</b>
58	A	Indiana	46 <b>60</b>
58	H	Indiana	56 <b>69</b>
68	A	Missouri	64 <b>87</b>
79	H	Wis.-Milwaukee	73 <b>81</b>
80	H	Nebraska	50 <b>80</b>
96	A	Penn St.	64 <b>72</b>
96	H	Penn St.	48 <b>91</b>

RPI	S	Opponent	Score
129	A	Wisconsin	45 <b>74</b>
129	H	Wisconsin	58 56
143	A	Western Mich.	72 <b>90</b>
151	A	Illinois	55 <b>64</b>
151	H	Illinois	59 <b>60</b>
151	N	Illinois	49 <b>60</b>
157	A	Valparaiso	51 <b>57</b>
192	A	Ill.-Chicago	81 78
220	A	Michigan	77 57
237	H	Creighton	93 77
253	H	St. Mary's (Cal.)	77 60
293	H	Miami (Ohio)	79 73

## LAST 10 Division I GAMES:

151	N	Illinois	49 <b>60</b>	55	A	Iowa	61 <b>76</b>
53	A	Minnesota	33 <b>71</b>	129	H	Wisconsin	58 56
96	A	Penn St.	64 <b>72</b>	18	H	Michigan St.	59 <b>79</b>
151	H	Illinois	59 <b>60</b>	24	A	Purdue	63 <b>71</b>
58	A	Indiana	46 <b>60</b>	220	A	Michigan	77 57

Northwestern

Northwestern

Non-Div I Games:

Northwestern

Loss, 
Non-Conf, S Site, 
H Home
A Away
N Neutral



Average RPI Win:	250	WON-LOST	WINNING	LAST 10	STRENGTH OF	OPP. STRENGTH	TEAM	ADJ.	CONF.	ADJ CONF.
Average RPI Loss:	174	RECORD	PCT. RANK	GAMES	SCHEDULE	OF SCHEDULE	RPI	RPI	RPI	RPI
DIV. I ONLY	8- 16	247	1- 9	222	286	269	272	20	20	
DIV. I NON-CONF.	4- 4	148	0- 0	205	311	192	193	24	24	

TOTALS	RPI 1-25	RPI 26-50	W-L RECORDS	RPI 51-100	RPI 100+
8- 16	0- 0	0- 0	OVERALL	0- 1	8- 15
4- 5	0- 0	0- 0	HOME	0- 1	4- 4
3- 10	0- 0	0- 0	AWAY	0- 0	3- 10
1- 1	0- 0	0- 0	NEUTRAL	0- 0	1- 1
4- 4	0- 0	0- 0	NON-CONFERENCE	0- 0	4- 4
1- 0	0- 0	0- 0	HOME	0- 0	1- 0
2- 3	0- 0	0- 0	AWAY	0- 0	2- 3
1- 1	0- 0	0- 0	NEUTRAL	0- 0	1- 1
4- 12	0- 0	0- 0	CONFERENCE	0- 1	4- 11
3- 5	0- 0	0- 0	HOME	0- 1	3- 4
1- 7	0- 0	0- 0	AWAY	0- 0	1- 7
0- 0	0- 0	0- 0	NEUTRAL	0- 0	0- 0

RPI S	Opponent	Score	RPI S	Opponent	Score	RPI S	Opponent	Score	RPI S	Opponent	Score
						69	H Stephen F. Austin	69	85		
						106	A North Texas	59	72		
						113	A UTSA	65	73		
						113	H UTSA	58	69		
						119	A Texas-Arlington	43	83		
						119	H Texas-Arlington	49	71		
						137	A La. -Monroe	51	64		
						137	H La. -Monroe	58	54		
						168	N Gonzaga	68	92		
						170	A Southern U.	56	67		
						190	A Southern Miss.	85	75		
						197	A Nevada	59	79		
						202	H Eastern Wash.	72	61		
						211	A Texas St.	71	76		
						211	H Texas St.	79	88		
						222	A McNeese St.	51	72		
						241	A Lamar	62	66		
						277	N Alcorn St.	72	64		
						291	A Southeastern La.	67	53		
						291	H Southeastern La.	45	46		
						292	A Sam Houston St.	69	75		
						292	H Sam Houston St.	78	60		
						295	H Nicholls St.	83	66		
						313	A Centenary (La.)	78	56		
LAST 10 Division I GAMES:											
113	H UTSA	58	69	295	H Nicholls St.	83	66				
211	H Texas St.	79	88	137	A La. -Monroe	51	64				
222	A McNeese St.	51	72	119	A Texas-Arlington	43	83				
241	A Lamar	62	66	69	H Stephen F. Austin	69	85				
291	H Southeastern La.	45	46	292	A Sam Houston St.	69	75				

Northwestern St.

Non-Div I Games: Tex. A&amp;M-Commerce 84 74 Southern Ark. 72 70 LSU-Shreveport 91 57

Northwestern St.

Loss, Non-Conf, S Site, H Home A Away N Neutral

Average RPI Win:	105	WON-LOST	WINNING	LAST 10	STRENGTH OF	OPP. STRENGTH	TEAM	ADJ.	CONF.	ADJ CONF.
Average RPI Loss:	38	RECORD	PCT. RANK	GAMES	SCHEDULE	OF SCHEDULE	RPI	RPI	RPI	RPI

DIV. I ONLY	18- 11	93	5- 5	13	8	26	27	3	3
DIV. I NON-CONF.	9- 2	29	0- 1	33	7	15	15	6	6

TOTALS	RPI 1-25	RPI 26-50	W-L RECORDS	RPI 51-100	RPI 100+
18- 11	2- 6	2- 5	OVERALL	6- 0	8- 1
8- 5	1- 2	1- 2	HOME	2- 0	4- 1
7- 6	0- 4	0- 2	AWAY	3- 0	4- 0
3- 1	1- 0	1- 1	NEUTRAL	1- 0	0- 0
9- 2	1- 2	1- 1	NON-CONFERENCE	2- 0	5- 0
4- 1	0- 1	1- 0	HOME	0- 0	3- 0
3- 1	0- 1	0- 0	AWAY	1- 0	2- 0
2- 1	1- 0	0- 1	NEUTRAL	1- 0	0- 0
9- 9	1- 4	1- 4	CONFERENCE	4- 0	3- 1
4- 4	1- 1	0- 2	HOME	2- 0	1- 1
4- 5	0- 3	0- 2	AWAY	2- 0	2- 0
1- 0	0- 0	1- 0	NEUTRAL	0- 0	0- 0

RPI 1-25				RPI 26-50				Team's RPI: 27				RPI 51-100				RPI 101+			
RPI	S	Opponent	Score	RPI	S	Opponent	Score	RPI	S	Opponent	Score	RPI	S	Opponent	Score	RPI	S	Opponent	Score
2	H	Tennessee	51 62	32	N	Boston College	61 78	57	H	Marquette	67 65	114	H	Iona	74 55				
4	A	Connecticut	60 71	37	A	St. John's (N.Y.)	63 66	58	A	Indiana	74 61	129	A	Wisconsin	77 72				
4	H	Connecticut	64 79	43	H	South Fla.	64 68	66	H	Pittsburgh	72 65	143	A	Western Mich.	71 68				
9	A	Rutgers	43 69	43	N	South Fla.	73 66	71	A	Cincinnati	75 66	157	H	Valparaiso	58 50				
15	A	DePaul	50 79	44	H	Villanova	65 69	78	N	Arkansas St.	77 54	177	A	Georgetown	54 52				
15	H	DePaul	78 75	46	H	Southern Cal i forni a	73 62	92	A	West Vi rgi ni a	70 58	179	A	Syracuse	67 55				
17	N	Utah	68 55	49	A	Loui svi l l e	51 61					196	H	Seton Hal l	61 74				
24	A	Purdue	54 65									220	H	Mi chi gan	55 45				
												228	H	Provi dence	66 48				
				LAST 10 Div				si on I GAMES:											
				32 N Boston College 61 78				92 A West Vi rgi ni a 70 58											
				4 A Connecticut 60 71				4 H Connecticut 64 79											
				43 N South Fla. 73 66				15 A DePaul 50 79											
				66 H Pittsburgh 72 65				44 H Villanova 65 69											
				71 A Cincinnati 75 66				228 H Provi dence 66 48											

Non-Div I Games:

Notre Dame

Loss, Non-Conf, S Site, H Home A Away N Neutral

Notre Dame

Notre Dame

Average RPI Win: 197		WON-LOST	WINNING	LAST 10	STRENGTH OF	OPP. STRENGTH	TEAM	ADJ.	CONF.	ADJ CONF.	
Average RPI Loss: 126		RECORD	PCT. RANK	GAMES	SCHEDULE	OF SCHEDULE	RPI	RPI	RPI	RPI	
DIV. I ONLY		15- 15	163	6- 4	103	205	137	134	17	17	
DIV. I NON-CONF.		4- 7	222	0- 1	56	142	149	147	17	17	
TOTALS		RPI 1-25	RPI 26-50	W-L RECORDS	RPI 51-100	RPI 100+					
15- 15		0- 1	0- 1	OVERALL	2- 6	13- 8					
7- 6		0- 0	0- 1	HOME	1- 2	6- 3					
5- 9		0- 0	0- 0	AWAY	0- 4	5- 5					
3- 1		0- 1	0- 0	NEUTRAL	1- 0	2- 0					
4- 7		0- 1	0- 1	NON-CONFERENCE	0- 5	4- 1					
2- 3		0- 0	0- 1	HOME	0- 2	2- 0					
1- 4		0- 0	0- 0	AWAY	0- 3	1- 1					
1- 1		0- 1	0- 0	NEUTRAL	0- 0	1- 0					
11- 8		0- 0	0- 0	CONFERENCE	2- 1	9- 7					
5- 3		0- 0	0- 0	HOME	1- 0	4- 3					
4- 5		0- 0	0- 0	AWAY	0- 1	4- 4					
2- 0		0- 0	0- 0	NEUTRAL	1- 0	1- 0					
RPI 1-25		RPI 26-50	RPI 51-100	Team's RPI: 134							
RPI S	Opponent	Score	RPI S	Opponent	Score	RPI S	Opponent	Score			
7 N	Ohio St.	45 68	36 H	Bowling Green	59 72	57 A	Marquette	58 72	126 A	Oral Roberts	72 70
						59 A	Miami (Fla.)	65 78	126 A	Oral Roberts	50 37
						72 H	Eastern Mich.	48 73	126 H	Oral Roberts	54 55
						79 A	Wis. -Milwaukee	71 73	148 A	IUPUI	64 70
						89 A	Western Ill.	65 74	148 H	IUPUI	74 78
						89 H	Western Ill.	66 57	148 N	IUPUI	66 54
						89 N	Western Ill.	65 56	157 A	Valparaiso	68 67
						100 H	Wis. -Green Bay	72 74	157 H	Valparaiso	55 69
									162 N	Duquesne	65 54
									176 H	Illinois St.	73 71
									201 A	Toledo	47 74
									229 A	UMKC	61 75
									229 H	UMKC	87 65
									245 H	Buffalo	82 80
									255 A	Southern Utah	58 73
									255 H	Southern Utah	82 63
									258 A	Chicago St.	59 70
									258 H	Chicago St.	72 43
									274 A	Youngstown St.	61 54
									313 A	Centenary (La.)	78 53
									313 H	Centenary (La.)	78 63
LAST 10 Division I GAMES:											
7 N	Ohio St.	45 68	258 A	Chicago St.	59 70						
89 N	Western Ill.	65 56	126 H	Oral Roberts	54 55						
148 N	IUPUI	66 54	313 A	Centenary (La.)	78 53						
126 A	Oral Roberts	50 37	126 A	Oral Roberts	72 70						
255 A	Southern Utah	58 73	229 H	UMKC	87 65						

Non-Div I Games:

Oakland

Loss, 
Non-Conf, S Site, 
H Home
A Away 
N Neutral

Average RPI Win: 267		WON-LOST	WINNING	LAST 10	STRENGTH OF	OPP. STRENGTH	TEAM	ADJ.	CONF.	ADJ CONF.
Average RPI Loss: 146		RECORD	PCT. RANK	GAMES	SCHEDULE	OF SCHEDULE	RPI	RPI	RPI	RPI
DIV. I ONLY	9- 20	264	2- 8	181	254	264	263	16	16	
DIV. I NON-CONF.	3- 8	267	0- 0	274	304	295	294	16	16	
TOTALS	RPI 1-25	RPI 26-50	W-L RECORDS	RPI 51-100	RPI 100+					
9- 20	0- 0	0- 2	OVERALL	0- 6	9- 12					
4- 9	0- 0	0- 1	HOME	0- 3	4- 5					
4- 8	0- 0	0- 1	AWAY	0- 2	4- 5					
1- 3	0- 0	0- 0	NEUTRAL	0- 1	1- 2					
3- 8	0- 0	0- 0	NON-CONFERENCE	0- 2	3- 6					
1- 3	0- 0	0- 0	HOME	0- 1	1- 2					
1- 3	0- 0	0- 0	AWAY	0- 1	1- 2					
1- 2	0- 0	0- 0	NEUTRAL	0- 0	1- 2					
6- 12	0- 0	0- 2	CONFERENCE	0- 4	6- 6					
3- 6	0- 0	0- 1	HOME	0- 2	3- 3					
3- 5	0- 0	0- 1	AWAY	0- 1	3- 3					
0- 1	0- 0	0- 0	NEUTRAL	0- 1	0- 0					
RPI S	RPI 1-25	RPI 26-50	RPI 51-100	RPI 101+	Team's RPI: 263					
Opponent	Score	Opponent	Score	Opponent	Score					
36 A Bowling Green	63 77	72 H Eastern Mich.	56 62	121 H Ball St.	63 80					
36 H Bowling Green	61 65	72 N Eastern Mich.	66 76	136 A UNC Greensboro	52 69					
		89 H Western Ill.	59 69	139 N East Caro.	68 71					
		93 A South Carolina	49 77	143 A Western Mich.	77 88					
		94 A Kent St.	66 73	144 A UNC Wilmington	55 60					
		94 H Kent St.	73 83	162 H Duquesne	79 82					
				164 A Northern Ill.	74 62					
				189 A Central Mich.	48 64					
				189 H Central Mich.	74 57					
				201 H Toledo	49 81					
				245 A Buffalo	72 62					
				245 H Buffalo	77 84					
				258 H Chicago St.	65 57					
				274 H Youngstown St.	59 69					
				283 N South Carolina St.	68 80					
				293 A Miami (Ohio)	56 60					
				293 H Miami (Ohio)	56 43					
				299 A Akron	66 56					
				299 H Akron	63 55					
				323 A Cleveland St.	76 64					
				329 N Tennessee St.	74 69					
LAST 10 Division I GAMES:										
		72 N Eastern Mich.	66 76	293 A Miami (Ohio)	56 60					
		189 H Central Mich.	74 57	94 A Kent St.	66 73					
		299 A Akron	66 56	201 H Toledo	49 81					
		36 H Bowling Green	61 65	72 H Eastern Mich.	56 62					
		245 H Buffalo	77 84	189 A Central Mich.	48 64					

Non-Div I Games:

Ohio

Loss, 
Non-Conf, S Site, 
H Home
A Away 
N Neutral

Average RPI Win: 105				WON-LOST RECORD		WINNING PCT. RANK		LAST 10 GAMES		STRENGTH OF SCHEDULE		OPP. STRENGTH OF SCHEDULE		TEAM RPI		ADJ. RPI		CONF. RPI		ADJ CONF. RPI							
Average RPI Loss: 21																											
DIV. I ONLY				28- 2		2		9- 1		19		35		7		7		7		7							
DIV. I NON-CONF.				10- 1		11		1- 1		14		60		7		7		5		5							
TOTALS				RPI 1-25		RPI 26-50		W-L RECORDS		RPI 51-100		RPI 100+															
28- 2				6- 2		2- 1		OVERALL		10- 0		11- 0															
16- 1				3- 1		0- 0		HOME		5- 0		8- 0															
9- 1				1- 1		2- 0		AWAY		4- 0		2- 0															
4- 1				2- 0		0- 1		NEUTRAL		1- 0		1- 0															
10- 1				1- 1		2- 1		NON-CONFERENCE		2- 0		6- 0															
8- 1				1- 1		0- 0		HOME		2- 0		5- 0															
2- 0				0- 0		2- 0		AWAY		0- 0		0- 0															
1- 1				0- 0		0- 1		NEUTRAL		0- 0		1- 0															
18- 1				5- 1		0- 0		CONFERENCE		8- 0		5- 0															
8- 0				2- 0		0- 0		HOME		3- 0		3- 0															
7- 1				1- 1		0- 0		AWAY		4- 0		2- 0															
3- 0				2- 0		0- 0		NEUTRAL		1- 0		0- 0															
RPI 1-25				Team's RPI: 7		RPI 26-50		RPI 51-100		RPI 101+																	
RPI S	Opponent			Score		RPI S	Opponent			Score		RPI S	Opponent			Score											
5	H	Oklahoma			75	71	32	A	Boston College			66	61	53	A	Minnesota			76	55	129	H	Wisconsin			73	46
6	H	LSU			48	64	32	N	Boston College			69	79	55	A	Iowa			72	62	130	H	Cani si us			90	58
18	A	Mi chi gan St.			67	65	46	A	Southern Cal i forni a			68	57	55	H	Iowa			88	77	134	N	Oakl and			68	45
18	H	Mi chi gan St.			69	38							58	A	Indi ana			61	45	138	H	Dayton			73	31	
18	N	Mi chi gan St.			68	64							58	H	Indi ana			60	50	151	H	Ill i noi s			75	49	
24	A	Purdue			59	61							89	H	Western Ill.			75	36	213	A	Northwestern			82	54	
24	H	Purdue			67	58							95	H	Sacred Heart			84	40	220	A	Mi chi gan			74	55	
24	N	Purdue			63	60							96	A	Penn St.			61	59	220	H	Mi chi gan			62	34	
													96	H	Penn St.			74	53	227	H	Wri ght St.			79	48	
													96	N	Penn St.			64	46	246	H	Eastern Ky.			85	38	
																				295	H	Ni chol l s St.			94	35	
LAST 10 Div sion I GAMES:																											
						32	N	Boston College			69	79	96	A	Penn St.			61	59								
						134	N	Oakl and			68	45	24	H	Purdue			67	58								
						24	N	Purdue			63	60	18	H	Mi chi gan St.			69	38								
						18	N	Mi chi gan St.			68	64	53	A	Mi nnesota			76	55								
						96	N	Penn St.			64	46	55	H	Iowa			88	77								

O  
k  
l  
a  
h  
o  
m  
a

Page 206

Average RPI Win:		266	WON-LOST RECORD		WINNING PCT. RANK	LAST 10 GAMES		STRENGTH OF SCHEDULE		OPP. STRENGTH OF SCHEDULE		TEAM RPI		ADJ. RPI		CONF. RPI		ADJ CONF. RPI								
Average RPI Loss:		72																								
DIV. I ONLY			5- 22		306		0- 10		70		54		224		223		4		4							
DIV. I NON-CONF.			5- 5		148		0- 0		227		285		197		199		4		3							
TOTALS			RPI 1-25		RPI 26-50		W-L RECORDS		RPI 51-100				RPI 100+													
5- 22			0- 4		0- 4		OVERALL		0- 9				5- 5													
4- 11			0- 2		0- 2		HOME		0- 5				4- 2													
0- 10			0- 2		0- 2		AWAY		0- 3				0- 3													
1- 1			0- 0		0- 0		NEUTRAL		0- 1				1- 0													
5- 5			0- 0		0- 2		NON-CONFERENCE		0- 0				5- 3													
4- 3			0- 0		0- 1		HOME		0- 0				4- 2													
0- 2			0- 0		0- 1		AWAY		0- 0				0- 1													
1- 0			0- 0		0- 0		NEUTRAL		0- 0				1- 0													
0- 17			0- 4		0- 2		CONFERENCE		0- 9				0- 2													
0- 8			0- 2		0- 1		HOME		0- 5				0- 0													
0- 8			0- 2		0- 1		AWAY		0- 3				0- 2													
0- 1			0- 0		0- 0		NEUTRAL		0- 1				0- 0													
RPI 1-25					RPI 26-50				RPI 51-100				RPI 101+		Team's RPI: 223											
RPI	S	Opponent	Score	RPI	S	Opponent	Score	RPI	S	Opponent	Score	RPI	S	Opponent	Score											
5	A	Oklahoma	54 70	31	A	Texas A&M	52 74	52	A	Texas	46 60	107	A	Kansas	46 66											
5	H	Oklahoma	51 85	31	H	Texas A&M	47 65	52	H	Texas	56 61	144	H	UNC Wilmington	66 49											
10	A	Baylor	26 57	33	A	New Mexico	52 56	54	H	Kansas St.	57 67	145	H	Ark.-Little Rock	54 64											
10	H	Baylor	54 81	48	H	Tulsa	68 75	63	A	Texas Tech	35 48	181	A	Wichita St.	57 63											
														63	H	Texas Tech	51 61	200	A	Colorado	62 73					
														63	N	Texas Tech	42 61	211	H	Texas St.	69 77					
														68	H	Missouri	65 69	236	N	Idaho	69 68					
														73	H	Iowa St.	62 71	309	H	Memphis	91 42					
														80	A	Nebraska	56 81	316	H	Ark.-Pine Bluff	77 53					
																					324	H	Prairie View	103 48		
LAST 10 Division I GAMES:																										
							63	N	Texas Tech	42	61	68	H	Missouri	65	69										
							31	H	Texas A&M	47	65	63	A	Texas Tech	35	48										
							200	A	Colorado	62	73	10	H	Baylor	54	81										
							80	A	Nebraska	56	81	5	A	Oklahoma	54	70										
							52	H	Texas	56	61	52	A	Texas	46	60										

Non-Div I Games: Tex. A&amp;M-Commerc67 43

Okla ahoma St.

Loss, Non-Conf, S Site, H Home A Away N Neutral

Average RPI Win: 128				WON-LOST RECORD		WINNING PCT. RANK		LAST 10 GAMES		STRENGTH OF SCHEDULE		OPP. STRENGTH OF SCHEDULE		TEAM RPI		ADJ. RPI		CONF. RPI		ADJ CONF. RPI			
Average RPI Loss: 25																							
DIV. I ONLY				22- 8		41		8- 2		9		55		13		14		8		8			
DIV. I NON-CONF.				2- 7		285		0- 1		1		1		62		59		8		8			
TOTALS				RPI 1-25		RPI 26-50		W-L RECORDS		RPI 51-100		RPI 100+											
22- 8				0- 5		2- 3		OVERALL		6- 1		14- 0											
10- 3				0- 2		1- 2		HOME		2- 0		7- 0											
10- 5				0- 3		0- 1		AWAY		3- 1		7- 0											
2- 0				0- 0		1- 0		NEUTRAL		1- 0		0- 0											
2- 7				0- 5		0- 2		NON-CONFERENCE		2- 1		0- 0											
1- 4				0- 2		0- 2		HOME		1- 0		0- 0											
1- 4				0- 3		0- 0		AWAY		1- 1		0- 0											
0- 0				0- 0		0- 0		NEUTRAL		0- 0		0- 0											
20- 1				0- 0		2- 1		CONFERENCE		4- 0		14- 0											
9- 0				0- 0		1- 0		HOME		1- 0		7- 0											
9- 1				0- 0		0- 1		AWAY		2- 0		7- 0											
2- 0				0- 0		1- 0		NEUTRAL		1- 0		0- 0											
RPI 1-25				Team's RPI: 14		RPI 26-50		RPI 51-100		RPI 101+													
RPI	S	Opponent	Score	RPI	S	Opponent	Score	RPI	S	Opponent	Score	RPI	S	Opponent	Score								
1	H	North Carolina	80 88	34	H	George Washi ngton	72 87	60	A	Charlotte	79 69	118	A	William & Mary	77 68								
2	A	Tennessee	67 83	38	H	Vanderbil t	77 82	67	A	Del aware	60 57	118	H	William & Mary	85 33								
3	H	Duke	56 93	50	A	James Madi son	68 75	74	A	Flori da Int'l	76 80	120	A	Drexel	63 53								
9	A	Rutgers	41 77	50	H	James Madi son	72 63	77	A	Hofstra	70 65	120	H	Drexel	76 49								
16	A	Vi rgi ni a Tech	69 76	50	N	James Madi son	58 54	77	H	Hofstra	71 57	128	A	George Mason	81 33								
								77	N	Hofstra	94 73	128	A	George Mason	66 50								
								96	H	Penn St.	93 61	128	H	George Mason	71 55								
												144	H	UNC Wi lmi ngton	78 51								
												163	A	Va. Commonweal th	82 62								
												163	H	Va. Commonweal th	94 66								
												224	A	Towson	69 56								
												232	H	Northeastern	87 41								
												238	A	Georgi a St.	82 56								
												238	H	Georgi a St.	89 50								



Average RPI Win:	222	WON-LOST	WINNING	LAST 10	STRENGTH OF	OPP. STRENGTH	TEAM	ADJ.	CONF.	ADJ CONF.
Average RPI Loss:	106	RECORD	PCT. RANK	GAMES	SCHEDULE	OF SCHEDULE	RPI	RPI	RPI	RPI

DIV. I ONLY	14- 12	139	7- 3	132	155	126	126	17	17
DIV. I NON-CONF.	4- 5	183	0- 0	30	55	99	99	17	17

TOTALS	RPI 1-25	RPI 26-50	W-L RECORDS	RPI 51-100	RPI 100+
14- 12	0- 1	0- 2	OVERALL	1- 3	13- 6
7- 5	0- 0	0- 0	HOME	0- 1	7- 4
6- 5	0- 0	0- 2	AWAY	1- 1	5- 2
1- 2	0- 1	0- 0	NEUTRAL	0- 1	1- 0
4- 5	0- 1	0- 2	NON-CONFERENCE	0- 2	4- 0
3- 0	0- 0	0- 0	HOME	0- 0	3- 0
0- 3	0- 0	0- 2	AWAY	0- 1	0- 0
1- 2	0- 1	0- 0	NEUTRAL	0- 1	1- 0
10- 7	0- 0	0- 0	CONFERENCE	1- 1	9- 6
4- 5	0- 0	0- 0	HOME	0- 1	4- 4
6- 2	0- 0	0- 0	AWAY	1- 0	5- 2
0- 0	0- 0	0- 0	NEUTRAL	0- 0	0- 0

RPI 1-25			RPI 26-50			RPI 51-100			RPI 101+			Team's RPI: 126			
RPI	S	Opponent	Score	RPI	S	Opponent	Score	RPI	S	Opponent	Score	RPI	S	Opponent	Score
5	N	Okla homa	76 107	33	A	New Mexi co	52 69	63	A	Texas Tech	58 99	134	A	Oakl and	55 54
				48	A	Tul sa	73 88	88	N	Mi ssouri St.	85 90	134	H	Oakl and	70 72
								89	A	Western Ill.	47 37	134	H	Oakl and	37 50
								89	H	Western Ill.	56 68	148	A	IUPUI	46 50
												148	H	IUPUI	58 61
												157	A	Val parai so	54 81
												157	H	Val parai so	53 31
												181	H	Wi chi ta St.	81 49
												207	N	Mt. St. Mary' s	94 78
												214	H	Jackson St.	96 70
												229	A	UMKC	60 50
												229	H	UMKC	62 73
												241	H	Lamar	111 84
												255	A	Southern Utah	92 71
												255	H	Southern Utah	71 56
												258	A	Chi cago St.	65 59
												258	H	Chi cago St.	53 49
												313	A	Centenary (La.)	72 50
												313	H	Centenary (La.)	70 43
LAST 10 Division I GAMES:															
134	H	Oakl and	37 50	134	H	Oakl and	70 72								
157	H	Val parai so	53 31	148	A	IUPUI	46 50								
313	H	Centenary (La.)	70 43	255	H	Southern Utah	71 56								
134	A	Oakl and	55 54	258	H	Chi cago St.	53 49								
229	A	UMKC	60 50	313	A	Centenary (La.)	72 50								

Non-Div I Games: Southwestern Okl 72 61

Bethany (Kan.) 86 74

Oral Roberts

Oral Roberts

Oral Roberts

Average RPI Win: 184  
Average RPI Loss: 65

Average RPI Win:		184	WON-LOST RECORD		WINNING PCT. RANK	LAST 10 GAMES		STRENGTH OF SCHEDULE		OPP. STRENGTH OF SCHEDULE	TEAM RPI	ADJ. RPI	CONF. RPI	ADJ CONF. RPI
Average RPI Loss:		65												
DIV. I ONLY		14- 15	173		2- 8		139		59		142	142	5	5
DIV. I NON-CONF.		9- 1	17		0- 0		283		250		81	83	3	4
TOTALS		RPI 1-25	RPI 26-50		W-L RECORDS		RPI 51-100		RPI 100+					
14- 15		0- 6	1- 4		OVERALL		2- 1		11- 4					
9- 5		0- 3	1- 2		HOME		2- 0		6- 0					
4- 9		0- 3	0- 2		AWAY		0- 1		4- 3					
1- 1		0- 0	0- 0		NEUTRAL		0- 0		1- 1					
9- 1		0- 0	0- 1		NON-CONFERENCE		1- 0		8- 0					
4- 1		0- 0	0- 1		HOME		1- 0		3- 0					
4- 0		0- 0	0- 0		AWAY		0- 0		4- 0					
1- 0		0- 0	0- 0		NEUTRAL		0- 0		1- 0					
5- 14		0- 6	1- 3		CONFERENCE		1- 1		3- 4					
5- 4		0- 3	1- 1		HOME		1- 0		3- 0					
0- 9		0- 3	0- 2		AWAY		0- 1		0- 3					
0- 1		0- 0	0- 0		NEUTRAL		0- 0		0- 1					
RPI S Opponent		Score	RPI S Opponent		Score	RPI S Opponent		Score	RPI S Opponent		Score	Team's RPI: 142		
13	A	Arizona St.	43	44	26	H	Temple	46	51	64	A	California	39	49
13	H	Arizona St.	52	62	46	A	Southern	48	72	64	H	California	70	41
19	A	Stanford	58	79			California			99	H	Drake	70	40
19	H	Stanford	64	76	46	H	Southern	64	69					
22	A	UCLA	63	82			California							
22	H	UCLA	65	66	47	A	Washington	55	61					
					47	H	Washington	81	73					
LAST 10 Division I GAMES:														
166	N	Ari zona	57	64	13	H	Ari zona St.	52	62					
22	H	UCLA	65	66	166	H	Ari zona	78	58					
46	H	Southern Cal i forni a	64	69	64	A	Cal i forni a	39	49					
191	A	Washi ngton St.	53	68	19	A	Stanford	58	79					
47	A	Washi ngton	55	61	108	H	Oregon St.	54	45					

O  
r  
e  
g  
o  
n

O  
r  
e  
g  
o  
n

### Non-Div l Games:

Oregon

Loss, Non-Conf, S Site, H Home A Away N Neutral

Average RPI Win: 190

Average RPI Loss: 41

WON-LOST  
RECORDWINNING  
PCT. RANKLAST 10  
GAMESSTRENGTH OF  
SCHEDULEOPP. STRENGTH  
OF SCHEDULETEAM  
RPIADJ.  
RPICONF.  
RPIADJ CONF.  
RPI

DIV. I ONLY	15- 14	156	6- 4	99	60	108	108	5	5
DIV. I NON-CONF.	7- 2	48	2- 1	267	258	107	108	3	4

TOTALS	RPI 1-25	RPI 26-50	W-L RECORDS	RPI 51-100	RPI 100+
15- 14	0- 8	1- 3	OVERALL	2- 3	13- 1
8- 6	0- 3	1- 1	HOME	1- 2	7- 0
6- 7	0- 4	0- 2	AWAY	1- 1	5- 1
1- 1	0- 1	0- 0	NEUTRAL	0- 0	1- 0
7- 2	0- 1	0- 0	NON-CONFERENCE	1- 2	7- 0
5- 1	0- 0	0- 0	HOME	1- 1	4- 0
3- 2	0- 1	0- 0	AWAY	0- 1	3- 0
0- 0	0- 0	0- 0	NEUTRAL	0- 0	0- 0
8- 12	0- 7	1- 3	CONFERENCE	1- 1	6- 1
4- 5	0- 3	1- 1	HOME	0- 1	3- 0
3- 6	0- 3	0- 2	AWAY	1- 0	2- 1
1- 1	0- 1	0- 0	NEUTRAL	0- 0	1- 0

RPI 1-25				RPI 26-50				RPI 51-100				RPI 101+ Team's RPI: 108			
RPI	S	Opponent	Score	RPI	S	Opponent	Score	RPI	S	Opponent	Score	RPI	S	Opponent	Score
13	A	Ari zona St.	51 69	46	A	Southern Cal i forni a	62 72	61	A	Wyomi ng	49 67	142	A	Oregon	45 54
13	H	Ari zona St.	67 77					64	A	Cal i forni a	63 55	142	H	Oregon	63 61
13	N	Ari zona St.	66 74	46	H	Southern Cal i forni a	67 64	64	H	Cal i forni a	50 71	150	H	Santa Clara	77 48
17	A	Utah	53 62					71	H	Ci nci nnati	58 63	156	H	South Ala.	66 29
19	A	Stanford	54 87	47	A	Washi ngton	51 66	99	H	Drake	63 61	166	A	Ari zona	64 48
19	H	Stanford	60 80	47	H	Washi ngton	53 70					166	H	Ari zona	91 83
22	A	UCLA	64 79									191	A	Washi ngton St.	59 50
22	H	UCLA	59 72									191	H	Washi ngton St.	68 67
												191	N	Washi ngton St.	77 38
												235	H	Portland St.	87 58
												301	A	Utah Valley St.	63 56
												311	A	Montana St.	70 35
												318	A	Paci fi c	54 46
												320	H	Tex. -Pan American	79 34
LAST 10 Division I GAMES:															
61	A	Wyomi ng	49 67	46	H	Southern Cal i forni a	67 64	22	H	UCLA	59 72				
150	H	Santa Clara	77 48					47	A	Washi ngton	51 66				
13	N	Ari zona St.	66 74					191	A	Washi ngton St.	59 50				
191	N	Washi ngton St.	77 38					166	H	Ari zona	91 83				
320	H	Tex. -Pan American	79 34												

Non-Div I Games:

Oregon St.

Loss, 
Non-Conf, S Site, 
H Home
A Away 
N Neutral

Average RPI Win: 290		WON-LOST RECORD		WINNING PCT. RANK		LAST 10 GAMES		STRENGTH OF SCHEDULE		OPP. STRENGTH OF SCHEDULE		TEAM RPI		ADJ. RPI		CONF. RPI		ADJ CONF. RPI			
DIV. I ONLY		5- 22		306		1- 9		284		290		317		318		28		28			
DIV. I NON-CONF.		2- 10		295		0- 1		255		314		314		314		25		26			
TOTALS		RPI 1-25		RPI 26-50		W-L RECORDS		RPI 51-100		RPI 100+											
5- 22		0- 1		0- 0		OVERALL		0- 1		5- 20											
5- 8		0- 1		0- 0		HOME		0- 0		5- 7											
0- 12		0- 0		0- 0		AWAY		0- 1		0- 11											
0- 2		0- 0		0- 0		NEUTRAL		0- 0		0- 2											
2- 10		0- 1		0- 0		NON-CONFERENCE		0- 1		2- 8											
2- 4		0- 1		0- 0		HOME		0- 0		2- 3											
0- 5		0- 0		0- 0		AWAY		0- 1		0- 4											
0- 1		0- 0		0- 0		NEUTRAL		0- 0		0- 1											
3- 12		0- 0		0- 0		CONFERENCE		0- 0		3- 12											
3- 4		0- 0		0- 0		HOME		0- 0		3- 4											
0- 7		0- 0		0- 0		AWAY		0- 0		0- 7											
0- 1		0- 0		0- 0		NEUTRAL		0- 0		0- 1											
RPI 1-25		RPI 26-50		RPI 51-100		RPI 101+		Team's RPI: 318													
RPI S	Opponent	Score		RPI S	Opponent	Score		RPI S	Opponent	Score		RPI S	Opponent	Score							
19	H Stanford	58 109						100	A Wi s. -Green Bay	41 56		108	H Oregon St.	46 54							
												135	A Long Beach St.	54 77							
												135	H Long Beach St.	61 74							
												149	A UC Santa Barb.	49 76							
												149	H UC Santa Barb.	62 64							
												180	A UC Ri versi de	64 74							
												180	H UC Ri versi de	53 55							
												183	A Weber St.	62 80							
												200	A Col orado	57 84							
												234	A UC Davi s	62 77							
												234	H UC Davi s	66 70							
												251	N Mercer	52 55							
												255	H Southern Utah	64 65							
												256	A Cal Poly	45 83							
												256	H Cal Poly	87 53							
												256	N Cal Poly	67 94							
												262	A Sacramento St.	66 76							
												273	A UC Ir vine	58 79							
												273	H UC Ir vine	72 85							
												275	A Cal St. Fullerton	64 72							
												275	H Cal St. Fullerton	84 74							
												279	A Cal St. Northridge	59 80							
												279	H Cal St. Northridge	58 56							
												314	H Wofford	70 56							
												328	H Texas Southern	72 61							
LAST 10 Division I GAMES:																					
256	N Cal Poly	67 94		275	H Cal St. Fullerton	84 74															
256	A Cal Poly	45 83		135	A Long Beach St.	54 77															
149	A UC Santa Barb.	49 76		273	A UC Ir vine	58 79															
279	A Cal St. Northridge	59 80		234	H UC Davi s	66 70															
180	H UC Ri versi de	53 55		149	H UC Santa Barb.	62 64															

Non-Div I Games: Sonoma St. 80 68

Paci fi c

DI V. I ONLY	5- 22	306	2- 8	238	250	306	304	26	25
DI V. I NON-CONF.	2- 11	298	0- 0	175	187	286	287	26	25

TOTALS	RPI 1-25	RPI 26-50	W-L RECORDS	RPI 51-100	RPI 100+
5- 22	0- 0	0- 2	OVERALL	0- 6	5- 14
4- 9	0- 0	0- 1	HOME	0- 3	4- 5
1- 11	0- 0	0- 1	AWAY	0- 2	1- 8
0- 2	0- 0	0- 0	NEUTRAL	0- 1	0- 1
2- 11	0- 0	0- 2	NON-CONFERENCE	0- 4	2- 5
2- 4	0- 0	0- 1	HOME	0- 2	2- 1
0- 5	0- 0	0- 1	AWAY	0- 1	0- 3
0- 2	0- 0	0- 0	NEUTRAL	0- 1	0- 1
3- 11	0- 0	0- 0	CONFERENCE	0- 2	3- 9
2- 5	0- 0	0- 0	HOME	0- 1	2- 4
1- 6	0- 0	0- 0	AWAY	0- 1	1- 5
0- 0	0- 0	0- 0	NEUTRAL	0- 0	0- 0

RPI S	RPI 1-25 Opponent	Score
26 H	Temple	53 72
44 A	Villanova	51 85
103 A	Princeton	55 67
133 H	Brown	62 70
317 H	Yale	65 48
75 A	Dartmouth	45 67
209 A	Harvard	58 77

RPI S	RPI 26-50 Opponent	Score
65 H	St. Joseph's	57 70
67 A	Delaware	34 78
70 H	Mariast	65 70
75 A	Dartmouth	45 67
75 H	Dartmouth	43 63
84 N	Rice	54 59
269 H	Cornell	54 56
319 H	Columbia	64 49
209 H	Harvard	65 77
75 H	Dartmouth	43 63
317 A	Yale	52 53

RPI S	RPI 51-100 Opponent	Score
103 A	Princeton	55 67
103 H	Princeton	55 73
120 A	Drexel	44 78
133 A	Brown	47 65
133 H	Brown	62 70
204 A	Lafayette	49 67
209 A	Harvard	58 77
209 H	Harvard	65 77
269 A	Cornell	51 64
269 H	Cornell	54 56
278 H	Lehigh	76 73
285 N	Sandiego	59 70
303 H	Lafayette	56 60
305 A	American	68 70
315 H	Rider	66 38
317 A	Yale	52 53
317 H	Yale	65 48
319 A	Columbia	68 62
319 H	Columbia	64 49

RPI S	RPI 101+ Opponent	Team's RPI : Score
103 A	Princeton	55 67
103 H	Princeton	55 73
120 A	Drexel	44 78
133 A	Brown	47 65
133 H	Brown	62 70
204 A	Lafayette	49 67
209 A	Harvard	58 77
209 H	Harvard	65 77
269 A	Cornell	51 64
269 H	Cornell	54 56
278 H	Lehigh	76 73
285 N	Sandiego	59 70
303 H	Lafayette	56 60
305 A	American	68 70
315 H	Rider	66 38
317 A	Yale	52 53
317 H	Yale	65 48
319 A	Columbia	68 62
319 H	Columbia	64 49

LAST 10 Division I GAMES:	
103 A Princeton	55 67
133 H Brown	62 70
317 H Yale	65 48
75 A Dartmouth	45 67
209 A Harvard	58 77
269 H Cornell	54 56
319 H Columbia	64 49
209 H Harvard	65 77
75 H Dartmouth	43 63
317 A Yale	52 53

Penn

Average RPI Win: 163

Average RPI Loss: 45

WON-LOST  
RECORDWINNING  
PCT. RANKLAST 10  
GAMESSTRENGTH OF  
SCHEDULEOPP. STRENGTH  
OF SCHEDULETEAM  
RPIADJ.  
RPICONF.  
RPIADJ CONF.  
RPI

DIV. I ONLY

13- 16

195

4- 6

47

24

100

96

7

7

DIV. I NON-CONF.

6- 5

134

0- 0

59

12

79

79

5

5

TOTALS

RPI 1-25

RPI 26-50

W-L RECORDS

RPI 51-100

RPI 100+

13- 16

0- 8

0- 1

OVERALL

3- 5

10- 2

8- 6

0- 3

0- 1

HOME

3- 2

5- 0

3- 8

0- 4

0- 0

AWAY

0- 2

3- 2

2- 2

0- 1

0- 0

NEUTRAL

0- 1

2- 0

6- 5

0- 2

0- 1

NON-CONFERENCE

2- 2

4- 0

3- 3

0- 1

0- 1

HOME

2- 1

1- 0

2- 1

0- 1

0- 0

AWAY

0- 0

2- 0

1- 1

0- 0

0- 0

NEUTRAL

0- 1

1- 0

7- 11

0- 6

0- 0

CONFERENCE

1- 3

6- 2

5- 3

0- 2

0- 0

HOME

1- 1

4- 0

1- 7

0- 3

0- 0

AWAY

0- 2

1- 2

1- 1

0- 1

0- 0

NEUTRAL

0- 0

1- 0

RPI 1-25

RPI	S	Opponent	Score
3	H	Duke	67 93
7	A	Ohio St.	53 74
7	H	Ohio St.	59 61
7	N	Ohio St.	46 64
14	A	Old Domini on	61 93
18	A	Michigan St.	53 75
24	A	Purdue	56 70
24	H	Purdue	61 72

RPI 26-50

RPI	S	Opponent	Score
44	H	Villanova	59 62

RPI 51-100

Team's RPI: 96

RPI	S	Opponent	Score
53	A	Minnesota	72 77
55	H	Iowa	72 61
57	H	Marquette	63 73
58	A	Indiana	43 58
58	H	Indiana	50 54
62	N	Middle Tenn.	65 79
63	H	Texas Tech	78 72
66	H	Pittsburgh	69 60

RPI 101+

RPI	S	Opponent	Score
128	A	George Mason	68 62
129	A	Wisconsin	56 66
129	H	Wisconsin	69 54
129	N	Wisconsin	80 73
151	A	Illinois	57 66
151	H	Illinois	78 52
162	A	Duquesne	81 62
213	A	Northwestern	91 48
213	H	Northwestern	72 64
220	H	Michigan	78 62
282	N	Alabama A&M	80 58
308	H	St. Francis (Pa.)	89 43

LAST 10 Division I GAMES:

7	N	Ohio St.	46 64	151	H	Illinois	78 52
129	N	Wisconsin	80 73	58	A	Indiana	43 58
7	H	Ohio St.	59 61	24	H	Purdue	61 72
213	H	Northwestern	72 64	220	H	Michigan	78 62
129	A	Wisconsin	56 66	53	A	Minnesota	72 77

Non-Div I Games:

Penn St.

Average RPI Win: 229		WON-LOST RECORD		WINNING PCT. RANK		LAST 10 GAMES		STRENGTH OF SCHEDULE		OPP. STRENGTH OF SCHEDULE		TEAM RPI		ADJ. RPI		CONF. RPI		ADJ CONF. RPI	
DIV. I ONLY		14- 16		181		7- 3		149		196		180		173		24		24	
DIV. I NON-CONF.		3- 10		280		0- 1		77		62		211		208		21		21	
TOTALS		RPI 1-25		RPI 26-50		W-L RECORDS		RPI 51-100		RPI 100+									
14- 16		0- 3		0- 1		OVERALL		0- 2		14- 11									
8- 5		0- 0		0- 1		HOME		0- 2		8- 2									
3- 11		0- 2		0- 0		AWAY		0- 0		3- 9									
3- 1		0- 1		0- 0		NEUTRAL		0- 0		3- 0									
3- 10		0- 3		0- 1		NON-CONFERENCE		0- 2		3- 5									
3- 3		0- 0		0- 1		HOME		0- 2		3- 0									
0- 7		0- 2		0- 0		AWAY		0- 0		0- 5									
0- 1		0- 1		0- 0		NEUTRAL		0- 0		0- 0									
11- 6		0- 0		0- 0		CONFERENCE		0- 0		11- 6									
5- 2		0- 0		0- 0		HOME		0- 0		5- 2									
3- 4		0- 0		0- 0		AWAY		0- 0		3- 4									
3- 0		0- 0		0- 0		NEUTRAL		0- 0		3- 0									
RPI 1-25		RPI 26-50		RPI 51-100		RPI 101+		Team's RPI: 173											
RPI S	Opponent	Score		RPI S	Opponent	Score		RPI S	Opponent	Score		RPI S	Opponent	Score					
5 N	Oklahoma	66	78	42 H	Indiana St.	73	91	66 H	Pittsburgh	64	79	107 A	Kansas	60	73				
18 A	Michigan St.	64	82					77 H	Hofstra	59	75	135 A	Long Beach St.	75	81				
22 A	UCLA	56	95									141 A	Loyola Marymount	53	47				
												141 H	Loyola Marymount	48	50				
												141 N	Loyola Marymount	59	58				
												149 A	UC Santa Barb.	60	70				
												150 A	Santa Clara	62	67				
												150 H	Santa Clara	74	77				
												150 N	Santa Clara	71	67				
												168 A	Gonzaga	38	55				
												168 H	Gonzaga	59	58				
												170 H	Southern U.	64	53				
												180 H	UC Riverside	51	44				
												191 A	Washington St.	57	66				
												195 A	Detroit	64	72				
												253 A	St. Mary's (Cal.)	54	58				
												253 H	St. Mary's (Cal.)	69	64				
												253 N	St. Mary's (Cal.)	70	58				
												265 A	San Francisco	65	69				
												265 H	San Francisco	75	55				
												268 H	San Diego St.	70	56				
												285 A	San Diego	84	61				
												285 H	San Diego	73	55				
												321 A	Portland	67	64				
												321 H	Portland	62	52				
LAST 10 Division I GAMES:																			

Non-Div I Games:

Pepperdine





[illegible]

### Non-Div l Games:

Portl and

Loss, Non-Conf, S Site, H Home A Away N Neutral

Average RPI Win: 214				WON-LOST	WINNING	LAST 10	STRENGTH OF	OPP. STRENGTH	TEAM	ADJ.	CONF.	ADJ CONF.
Average RPI Loss: 182				RECORD	PCT. RANK	GAMES	SCHEDULE	OF SCHEDULE	RPI	RPI	RPI	RPI
DIV. I ONLY		12- 16		200	4- 6		251	265	230	235	18	18
DIV. I NON-CONF.		6- 7		159	0- 0		280	288	241	244	22	23

TOTALS	RPI 1-25	RPI 26-50	W-L RECORDS	RPI 51-100	RPI 100+
12- 16	0- 0	0- 0	OVERALL	0- 2	12- 14
8- 4	0- 0	0- 0	HOME	0- 1	8- 3
4- 11	0- 0	0- 0	AWAY	0- 1	4- 10
0- 1	0- 0	0- 0	NEUTRAL	0- 0	0- 1
6- 7	0- 0	0- 0	NON-CONFERENCE	0- 0	6- 7
4- 1	0- 0	0- 0	HOME	0- 0	4- 1
2- 6	0- 0	0- 0	AWAY	0- 0	2- 6
0- 0	0- 0	0- 0	NEUTRAL	0- 0	0- 0
6- 9	0- 0	0- 0	CONFERENCE	0- 2	6- 7
4- 3	0- 0	0- 0	HOME	0- 1	4- 2
2- 5	0- 0	0- 0	AWAY	0- 1	2- 4
0- 1	0- 0	0- 0	NEUTRAL	0- 0	0- 1

[illegible]

### Non-Div I Games:

Portland St.

Loss, Non-Conf, S Site, H Home A Away N Neutral

Average RPI Win: 307					Average RPI Loss: 228					
WON-LOST RECORD		WINNING PCT. RANK	LAST 10 GAMES	STRENGTH OF SCHEDULE	OPP. STRENGTH OF SCHEDULE	TEAM RPI	ADJ. RPI	CONF. RPI	ADJ CONF. RPI	
DIV. I ONLY	7- 21	290	4- 6	325	325	323	324	32	32	
DIV. I NON-CONF.	1- 9	311	0- 0	314	300	328	327	32	32	

TOTALS	RPI 1-25	RPI 26-50	W-L RECORDS	RPI 51-100	RPI 100+
7- 21	0- 0	0- 0	OVERALL	0- 0	7- 21
3- 9	0- 0	0- 0	HOME	0- 0	3- 9
4- 10	0- 0	0- 0	AWAY	0- 0	4- 10
0- 2	0- 0	0- 0	NEUTRAL	0- 0	0- 2
1- 9	0- 0	0- 0	NON-CONFERENCE	0- 0	1- 9
0- 3	0- 0	0- 0	HOME	0- 0	0- 3
1- 4	0- 0	0- 0	AWAY	0- 0	1- 4
0- 2	0- 0	0- 0	NEUTRAL	0- 0	0- 2
6- 12	0- 0	0- 0	CONFERENCE	0- 0	6- 12
3- 6	0- 0	0- 0	HOME	0- 0	3- 6
3- 6	0- 0	0- 0	AWAY	0- 0	3- 6
0- 0	0- 0	0- 0	NEUTRAL	0- 0	0- 0

[illegible]

### Non-Div I Games:

Prairie View

Loss, Non-Conf, S Site, H Home A Away N Neutral

# Prairie View

P  
r  
a  
i  
r  
i  
e  
v  
i  
e  
w



Average RPI Win: 219		WON-LOST	WINNING	LAST 10	STRENGTH OF	OPP. STRENGTH	TEAM	ADJ.	CONF.	ADJ CONF.	
Average RPI Loss: 107		RECORD	PCT. RANK	GAMES	SCHEDULE	OF SCHEDULE	RPI	RPI	RPI	RPI	
DIV. I ONLY		8- 19	270	2- 8	142	88	228	228	3	3	
DIV. I NON-CONF.		5- 6	168	0- 0	305	329	264	264	6	6	
TOTALS		RPI 1-25	RPI 26-50	W-L RECORDS	RPI 51-100	RPI 100+					
8- 19		0- 3	0- 5	OVERALL	2- 3	6- 8					
4- 9		0- 2	0- 2	HOME	2- 1	2- 4					
4- 10		0- 1	0- 3	AWAY	0- 2	4- 4					
0- 0		0- 0	0- 0	NEUTRAL	0- 0	0- 0					
5- 6		0- 0	0- 0	NON-CONFERENCE	0- 1	5- 5					
2- 3		0- 0	0- 0	HOME	0- 1	2- 2					
3- 3		0- 0	0- 0	AWAY	0- 0	3- 3					
0- 0		0- 0	0- 0	NEUTRAL	0- 0	0- 0					
3- 13		0- 3	0- 5	CONFERENCE	2- 2	1- 3					
2- 6		0- 2	0- 2	HOME	2- 0	0- 2					
1- 7		0- 1	0- 3	AWAY	0- 2	1- 1					
0- 0		0- 0	0- 0	NEUTRAL	0- 0	0- 0					
RPI 1-25		RPI 26-50		RPI 51-100		RPI 101+ Team's RPI: 228					
RPI S	Opponent	Score	RPI S	Opponent	Score	RPI S	Opponent	Score	Score		
4	A Connecticut	58 84	27	A Notre Dame	48 66	57	A Marquette	59 92	111	H Quinnipiac	80 83
9	H Rutgers	45 58	37	H St. John's (N. Y. )	50 72	66	A Pittsburgh	65 75	177	A Georgetown	67 79
15	H DePaul	68 74	43	A South Fla.	47 53	71	H Cincinnati	58 57	179	H Syracuse	76 77
			44	H Villanova	51 54	92	H West Virginia	57 55	196	A Seton Hall	71 69
			49	A Louisville	64 75	95	H Sacred Heart	49 65	196	H Seton Hall	59 69
									209	A Harvard	70 59
									210	A Rhode Island	69 66
									218	A St. Peter's	46 54
									232	A Northeastern	51 71
									233	A Fordham	60 64
									250	H Navy	61 67
									317	H Yale	74 53
									326	A St. Francis (N. Y. )	66 44
									331	H Wagner	79 55
			LAST 10 Division I GAMES:								
			49	A Louisville	64 75	92	H West Virginia	57 55			
			15	H DePaul	68 74	27	A Notre Dame	48 66			
			44	H Villanova	51 54	57	A Marquette	59 92			
			4	A Connecticut	58 84	179	H Syracuse	76 77			
			196	A Seton Hall	71 69	37	H St. John's (N. Y. )	50 72			

Non-Div I Games:

Providence

Average RPI Win: 125		WON-LOST RECORD		WINNING PCT. RANK		LAST 10 GAMES		STRENGTH OF SCHEDULE		OPP. STRENGTH OF SCHEDULE		TEAM RPI		ADJ. RPI		CONF. RPI		ADJ CONF. RPI		
DIV. I ONLY		24- 6		20		6- 4		69		33		24		24		7		7		
DIV. I NON-CONF.		9- 2		29		2- 1		149		47		53		54		5		5		
TOTALS		RPI 1-25		RPI 26-50		W-L RECORDS		RPI 51-100		RPI 100+										
24- 6		3- 4		1- 1		OVERALL		9- 2		13- 0										
11- 1		3- 0		1- 0		HOME		4- 1		5- 0										
8- 3		0- 2		0- 0		AWAY		3- 1		5- 0										
5- 3		0- 2		0- 1		NEUTRAL		2- 0		3- 0										
9- 2		1- 2		1- 1		NON-CONFERENCE		3- 0		6- 0										
6- 0		1- 0		1- 0		HOME		2- 0		2- 0										
2- 1		0- 1		0- 0		AWAY		0- 0		2- 0										
3- 2		0- 1		0- 1		NEUTRAL		1- 0		2- 0										
15- 4		2- 2		0- 0		CONFERENCE		6- 2		7- 0										
7- 1		2- 0		0- 0		HOME		2- 1		3- 0										
6- 2		0- 1		0- 0		AWAY		3- 1		3- 0										
2- 1		0- 1		0- 0		NEUTRAL		1- 0		1- 0										
RPI 1-25		Team's RPI: 24		RPI 26-50		RPI 51-100		RPI 101+												
RPI S	Opponent	Score		RPI S	Opponent	Score		RPI S	Opponent	Score		RPI S	Opponent	Score						
1 N	North Carolina	68	70	27 H	Notre Dame	65	54	53 A	Minnesota	60	56	129 A	Wisconsin	66	63					
7 A	Ohio St.	58	67	34 N	George Washington	47	49	53 H	Minnesota	63	31	129 H	Wisconsin	77	57					
7 H	Ohio St.	61	59					55 A	Iowa	71	77	143 A	Western Mich.	98	65					
7 N	Ohio St.	60	63					58 A	Indiana	61	56	151 A	Illinois	57	53					
15 A	DePaul	54	65					58 H	Indiana	61	63	151 N	Illinois	68	57					
18 H	Michigan St.	73	53					58 N	Indiana	67	41	157 N	Valparaiso	70	55					
22 H	UCLA	61	54					78 H	Arkansas St.	95	58	186 A	Mississippi St.	61	42					
								88 H	Missouri St.	73	52	194 H	Butler	85	59					
								93 N	South Carolina	56	48	213 H	Northwestern	71	63					
								96 A	Penn St.	72	61	220 A	Michigan	51	43					
								96 H	Penn St.	70	56	220 H	Michigan	75	50					
												300 H	IPFW	76	52					
												313 N	Centenary (La.)	70	48					
LAST 10 Division I GAMES:																				
1 N	North Carolina	68	70	151 N	Illinois	68	57													
22 H	UCLA	61	54	129 A	Wisconsin	66	63													
88 H	Missouri St.	73	52	7 A	Ohio St.	58	67													
7 N	Ohio St.	60	63	58 H	Indiana	61	63													
58 N	Indiana	67	41	220 H	Michigan	75	50													

Non-Div I Games:

Purdue

Loss, 
Non-Conf, S Site, 
H Home
A Away 
N Neutral



Average RPI Win: 219

Average RPI Loss: 131

WON-LOST  
RECORDWINNING  
PCT. RANKLAST 10  
GAMESSTRENGTH OF  
SCHEDULEOPP. STRENGTH  
OF SCHEDULETEAM  
RPIADJ.  
RPICONF.  
RPIADJ CONF.  
RPI

DIV. I ONLY

12- 14

193

5- 5

124

186

169

169

13

14

DIV. I NON-CONF.

5- 6

168

0- 0

136

228

172

173

15

15

TOTALS

RPI 1-25

RPI 26-50

W-L RECORDS

RPI 51-100

RPI 100+

12- 14

0- 1

0- 2

OVERALL

1- 4

11- 7

7- 4

0- 1

0- 1

HOME

1- 1

6- 1

5- 10

0- 0

0- 1

AWAY

0- 3

5- 6

0- 0

0- 0

0- 0

NEUTRAL

0- 0

0- 0

5- 6

0- 1

0- 0

NON-CONFERENCE

0- 3

5- 2

2- 2

0- 1

0- 0

HOME

0- 1

2- 0

3- 4

0- 0

0- 0

AWAY

0- 2

3- 2

0- 0

0- 0

0- 0

NEUTRAL

0- 0

0- 0

7- 8

0- 0

0- 2

CONFERENCE

1- 1

6- 5

5- 2

0- 0

0- 1

HOME

1- 0

4- 1

2- 6

0- 0

0- 1

AWAY

0- 1

2- 4

0- 0

0- 0

0- 0

NEUTRAL

0- 0

0- 0

RPI 1-25

RPI 26-50

RPI 51-100

RPI 101+

Team's RPI: 169

RPI	S	Opponent	Score
16	H	Virginia Tech	52 58

RPI	S	Opponent	Score
45	A	Liberty	58 69
45	H	Liberty	50 58

RPI	S	Opponent	Score
64	A	Californi a	50 73
85	A	High Point	53 66
85	H	High Point	63 60
94	A	Kent St.	76 87
97	H	Evansville	51 53

RPI	S	Opponent	Score
125	H	Belmont	71 67
147	A	Coastal Caro.	61 73
147	H	Coastal Caro.	66 46
163	A	Va. Commonweal th	57 59
165	A	UNC Asheville	69 72
165	H	UNC Asheville	76 52
208	A	Winthrop	51 49
208	A	Winthrop	44 55
208	H	Winthrop	60 65
234	A	UC Davis	82 71
239	A	Western Caro.	76 74
248	A	Birmingham-So.	51 68
248	H	Birmingham-So.	60 56
250	A	Navy	65 71
287	A	Charleston So.	73 53
287	H	Charleston So.	77 52
300	A	IPFW	79 77
303	H	Lafayette	56 40

LAST 10 Division I GAMES:

208	A	Winthrop	44 55
45	A	Liberty	58 69
165	H	UNC Asheville	76 52
248	H	Birmingham-So.	60 56
85	H	High Point	63 60

208	A	Winthrop	51 49
147	A	Coastal Caro.	61 73
287	A	Charleston So.	73 53
45	H	Liberty	50 58
248	A	Birmingham-So.	51 68

Non-Div I Games: Lees-McRae

82 61

Southern Va.

82 51

Radford

■ Loss, 
 ■ Non-Conf, 
 ■ S Site, 
 ■ H Home 
 ■ A Away 
 N Neutral



Average RPI Win:	185	WON-LOST	WINNING	LAST 10	STRENGTH OF	OPP. STRENGTH	TEAM	ADJ.	CONF.	ADJ CONF.
Average RPI Loss:	119	RECORD	PCT. RANK	GAMES	SCHEDULE	OF SCHEDULE	RPI	RPI	RPI	RPI

DIV. I ONLY	8- 20	272	3- 7	96	117	213	210	11	10
DIV. I NON-CONF.	3- 8	267	0- 0	40	118	173	170	9	9

TOTALS	RPI 1-25	RPI 26-50	W-L RECORDS	RPI 51-100	RPI 100+
8- 20	0- 1	0- 5	OVERALL	1- 3	7- 11
4- 10	0- 0	0- 4	HOME	1- 0	3- 6
4- 8	0- 1	0- 0	AWAY	0- 3	4- 4
0- 2	0- 0	0- 1	NEUTRAL	0- 0	0- 1
3- 8	0- 1	0- 3	NON-CONFERENCE	0- 1	3- 3
1- 5	0- 0	0- 2	HOME	0- 0	1- 3
2- 2	0- 1	0- 0	AWAY	0- 1	2- 0
0- 1	0- 0	0- 1	NEUTRAL	0- 0	0- 0
5- 12	0- 0	0- 2	CONFERENCE	1- 2	4- 8
3- 5	0- 0	0- 2	HOME	1- 0	2- 3
2- 6	0- 0	0- 0	AWAY	0- 2	2- 4
0- 1	0- 0	0- 0	NEUTRAL	0- 0	0- 1

RPI 1-25				RPI 26-50				RPI 51-100				RPI 101+				Team's RPI : 210	
RPI	S	Opponent	Score	RPI	S	Opponent	Score	RPI	S	Opponent	Score	RPI	S	Opponent	Score		
25	A	Florida	62 76	26	H	Temple	79 91	51	H	Xavier	68 66	116	A	Richmond	54 77		
				29	H	Hartford	45 58	57	A	Marquette	49 64	133	H	Brown	75 71		
				34	H	George Washington	54 72	60	A	Charlotte	67 74	138	A	Dayton	51 62		
				44	H	Villanova	44 65	65	A	St. Joseph's	47 75	138	N	Dayton	63 71		
				45	N	Liberty	57 67					151	H	Illinois	62 73		
												152	A	Holy Cross	72 68		
												162	H	Duquesne	51 73		
												172	A	Massachusetts	63 54		
												172	H	Massachusetts	43 54		
												204	A	La Salle	53 61		
												204	H	La Salle	48 55		
												209	H	Harvard	48 77		
												219	A	Maine	65 48		
												228	H	Providence	66 69		
												233	A	Fordham	59 54		
												233	H	Fordham	79 65		
												280	A	St. Louis	59 72		
												284	H	St. Bonaventure	67 60		
				LAST 10 Division I GAMES:													
				138	N	Dayton	63 71	280	A	St. Louis	59 72						
				26	H	Temple	79 91	116	A	Richmond	54 77						
				60	A	Charlotte	67 74	233	A	Fordham	59 54						
				233	H	Fordham	79 65	172	H	Massachusetts	43 54						
				284	H	St. Bonaventure	67 60	65	A	St. Joseph's	47 75						

Non-Div I Games:

Rhode Island

Loss, 
Non-Conf, S Site, 
H Home
A Away 
N Neutral



[illegible]R  
i  
c  
h  
m  
o  
n  
d

R  
i  
c  
h  
m  
o  
n  
d

### Non-Div l Games:

Ri chmond

Loss, Non-Conf, S Site, H Home A Away N Neutral

Average RPI Win: 290		WON-LOST	WINNING	LAST 10	STRENGTH OF	OPP. STRENGTH	TEAM	ADJ.	CONF.	ADJ CONF.
Average RPI Loss: 166		RECORD	PCT. RANK	GAMES	SCHEDULE	OF SCHEDULE	RPI	RPI	RPI	RPI
DIV. I ONLY	3- 25	327	1- 9	199	258	316	315	19	19	
DIV. I NON-CONF.	1- 8	307	0- 0	107	267	280	280	19	19	
TOTALS	RPI 1-25	RPI 26-50	W-L RECORDS	RPI 51-100	RPI 100+					
3- 25	0- 0	0- 1	OVERALL	0- 4	3- 20					
2- 12	0- 0	0- 1	HOME	0- 2	2- 9					
1- 11	0- 0	0- 0	AWAY	0- 1	1- 10					
0- 2	0- 0	0- 0	NEUTRAL	0- 1	0- 1					
1- 8	0- 0	0- 1	NON-CONFERENCE	0- 2	1- 5					
1- 4	0- 0	0- 1	HOME	0- 1	1- 2					
0- 3	0- 0	0- 0	AWAY	0- 0	0- 3					
0- 1	0- 0	0- 0	NEUTRAL	0- 1	0- 0					
2- 17	0- 0	0- 0	CONFERENCE	0- 2	2- 15					
1- 8	0- 0	0- 0	HOME	0- 1	1- 7					
1- 8	0- 0	0- 0	AWAY	0- 1	1- 7					
0- 1	0- 0	0- 0	NEUTRAL	0- 0	0- 1					
RPI S	RPI 1-25	Score	RPI S	RPI 26-50	Score	RPI S	RPI 51-100	Score	RPI S	RPI 101+ Team's RPI: 315
	Opponent			Opponent			Opponent			Score
29	H Hartford	41 70	55	N Iowa	41 88	103	H Princeton	63 67		
			70	A Mari st	49 75	114	A Iona	58 78		
			70	H Mari st	40 72	114	H Iona	53 64		
			95	H Sacred Heart	49 83	115	A Loyol a (Md.)	40 60		
						115	H Loyol a (Md.)	47 63		
						130	A Cani si us	65 84		
						130	H Cani si us	66 76		
						204	A La Salle	50 74		
						216	A Manhattan	34 59		
						216	H Manhattan	48 78		
						216	N Manhattan	52 89		
						218	A St. Peter's	53 67		
						218	H St. Peter's	65 81		
						219	H Mai ne	35 70		
						225	H Monmouth	67 57		
						231	A Si ena	38 63		
						231	H Si ena	49 78		
						242	A Fai rfi el d	45 79		
						242	H Fai rfi el d	53 68		
						265	A San Franci sco	44 80		
						304	A Penn	38 66		
						322	A Ni agara	63 52		
						322	H Ni agara	49 43		
			LAST 10 Divi sion I GAMES:							
			216	N Manhattan	52 89	218	H St. Peter's	65 81		
			70	H Mari st	40 72	115	A Loyol a (Md.)	40 60		
			114	H Iona	53 64	231	H Si ena	49 78		
			130	A Cani si us	65 84	218	A St. Peter's	53 67		
			322	A Ni agara	63 52	242	H Fai rfi el d	53 68		

Ri der

Non-Div I Games:

Ri der

Loss, 
Non-Conf, S Site, 
H Home
A Away 
N Neutral

Average RPI Win:		269	WON-LOST RECORD		WINNING PCT. RANK		LAST 10 GAMES		STRENGTH OF SCHEDULE		OPP. STRENGTH OF SCHEDULE		TEAM RPI		ADJ. RPI		CONF. RPI		ADJ CONF. RPI		
Average RPI Loss:		104																			
DIV. I ONLY		20- 9	60		7- 3				312		274		160		154		29		29		
DIV. I NON-CONF.		4- 5	183		0- 0				290		102		242		237		29		29		
TOTALS		RPI 1-25	RPI 26-50		W-L RECORDS		RPI 51-100		RPI 100+												
20- 9		0- 0	0- 1		OVERALL		0- 4		20- 4												
12- 1		0- 0	0- 0		HOME		0- 1		12- 0												
7- 8		0- 0	0- 1		AWAY		0- 3		7- 4												
1- 0		0- 0	0- 0		NEUTRAL		0- 0		1- 0												
4- 5		0- 0	0- 1		NON-CONFERENCE		0- 3		4- 1												
2- 1		0- 0	0- 0		HOME		0- 1		2- 0												
1- 4		0- 0	0- 1		AWAY		0- 2		1- 1												
1- 0		0- 0	0- 0		NEUTRAL		0- 0		1- 0												
16- 4		0- 0	0- 0		CONFERENCE		0- 1		16- 3												
10- 0		0- 0	0- 0		HOME		0- 0		10- 0												
6- 4		0- 0	0- 0		AWAY		0- 1		6- 3												
0- 0		0- 0	0- 0		NEUTRAL		0- 0		0- 0												
RPI 1-25		RPI 26-50		RPI 51-100		RPI 101+		Team's RPI: 154													
RPI S	Opponent	Score	RPI S	Opponent	Score	RPI S	Opponent	Score	RPI S	Opponent	Score	RPI S	Opponent	Score	RPI S	Opponent	Score	RPI S	Opponent	Score	
43	A South Fla.	58 83	51	A Xavi er	51 93	111	A Qui nni pi ac	46 53	111	A Qui nni pi ac	46 58	111	H Qui nni pi ac	75 70	162	A Duquesne	47 63	207	A Mt. St. Mary' s	49 62	
			66	H Pi ttsburgh	36 66	111	H Mt. St. Mary' s	76 58	207	H Mt. St. Mary' s	65 56	225	A Monmouth	64 60	225	H Monmouth	67 61	226	A Long Isl and	59 51	
			92	A West Vi rgi ni a	54 80	111	H Long Isl and	68 51	226	H Fai rl ei gh Di cki nson	77 76	266	A Fai rl ei gh Di cki nson	68 65	266	H Fai rl ei gh Di cki nson	68 65	274	H Youngstown St.	68 60	
			95	A Sacred Heart	59 78	111	H Central Conn. St.	74 40	276	H Central Conn. St.	74 40	306	N Loyol a (Ill.)	66 57	307	H Norfol k St.	79 69	308	A St. Francis (Pa.)	71 54	
						111	H St. Francis (Pa.)	79 45	308	H St. Francis (Pa.)	79 45	323	A Clevel and St.	65 54	326	A St. Francis (N.Y.)	70 56	326	H St. Francis (N.Y.)	67 60	
						111	A St. Francis (N.Y.)	74 58	331	A Wagner	74 58	331	H Wagner	75 61							
						111	A Wagner	75 61													
LAST 10 Di v		sion I GAMES:																			
111	A Qui nni pi ac	46 58	266	A Fai rl ei gh Di cki nson	77 76	111	A Qui nni pi ac	75 70	276	H Central Conn. St.	74 40	207	A Mt. St. Mary' s	49 62							
207	H Mt. St. Mary' s	65 56	308	A St. Francis (Pa.)	71 54	111	H Qui nni pi ac	75 70	276	H Central Conn. St.	74 40	207	A Mt. St. Mary' s	49 62							
111	A Qui nni pi ac	46 53	111	H Qui nni pi ac	75 70	276	H Central Conn. St.	74 40	207	A Mt. St. Mary' s	49 62										
207	H Mt. St. Mary' s	76 58	276	H Central Conn. St.	74 40	207	A Mt. St. Mary' s	49 62													
226	A Long Isl and	59 51	207	A Mt. St. Mary' s	49 62																

Robert Morris

Robert Morris

### Non-Div I Games:

Robert Morris

Loss, Non-Conf, S Site, H Home A Away N Neutral



[illegible]

### Non-Div l Games:

Sacramento St.

Loss, Non-Conf, S Site, H Home A Away N Neutral

S  
a  
a  
c  
r  
e  
e  
d  
H  
e  
a  
r  
t

Sacred Heart				Through Games Of Sunday, March 12, 2006						
Average RPI Win:		248	WON-LOST	WINNING	LAST 10	STRENGTH OF	OPP. STRENGTH	TEAM	ADJ.	CONF.
Average RPI Loss:		86	RECORD	PCT. RANK	GAMES	SCHEDULE	OF SCHEDULE	RPI	RPI	RPI
DIV. I ONLY		26- 4	12	9- 1	323	278	95	95	29	29
DIV. I NON-CONF.		7- 2	48	0- 1	288	158	108	109	29	29
<hr/>										
TOTALS		RPI 1-25	RPI 26-50	W-L RECORDS	RPI 51-100	RPI 100+				
26- 4		0- 2	0- 0	OVERALL	0- 1	26- 2				
15- 0		0- 0	0- 0	HOME	0- 0	15- 0				
11- 4		0- 1	0- 0	AWAY	0- 1	11- 2				
0- 1		0- 1	0- 0	NEUTRAL	0- 0	0- 0				
7- 2		0- 2	0- 0	NON-CONFERENCE	0- 1	7- 0				
3- 0		0- 0	0- 0	HOME	0- 0	3- 0				
4- 2		0- 1	0- 0	AWAY	0- 1	4- 0				
0- 1		0- 1	0- 0	NEUTRAL	0- 0	0- 0				
19- 2		0- 0	0- 0	CONFERENCE	0- 0	19- 2				
12- 0		0- 0	0- 0	HOME	0- 0	12- 0				
7- 2		0- 0	0- 0	AWAY	0- 0	7- 2				
0- 0		0- 0	0- 0	NEUTRAL	0- 0	0- 0				
RPI 1-25				RPI 26-50	Team's RPI: 95	RPI 51-100	RPI 101+			
RPI S	Opponent	Score	RPI S	Opponent	Score	RPI S	Opponent	Score		
7	A Ohio St.	40 84				77	A Hofstra	50 83	111	A Qui nni pi ac 46 68
8	N Maryl and	54 95							111	H Qui nni pi ac 87 64
									111	H Qui nni pi ac 69 65
									114	A Iona 79 78
									154	H Robert Morris 78 59
									179	A Syracuse 84 57
									207	A Mt. St. Mary's 91 64
									207	H Mt. St. Mary's 83 68
									218	H St. Peter's 82 54
									225	A Monmouth 64 63
									226	A Long Isl and 63 68
									226	H Long Isl and 59 43
									226	H Long Isl and 64 50
									228	A Provi dence 65 49
									266	A Fai rlei gh Di cki nson 76 55
									266	H Fai rlei gh Di cki nson 84 44
									266	H Fai rlei gh Di cki nson 83 55
									276	A Central Conn. St. 65 47
									276	H Central Conn. St. 65 40
									308	A St. Francis (Pa.) 89 52
									308	H St. Francis (Pa.) 64 51
									315	A Ri der 83 49
									317	H Yal e 74 51
									319	H Col umbi a 96 65
									326	A St. Francis (N.Y.) 63 62
									326	H St. Francis (N.Y.) 69 51
									331	A Wagner 67 56
									331	H Wagner 85 48
LAST 10 Div				sion I GAMES:						
				8	N Maryl and	54 95	111	H Qui nni pi ac	87 64	
				111	H Qui nni pi ac	69 65	266	H Fai rlei gh Di cki nson	84 44	
				226	H Long Isl and	64 50	276	A Central Conn. St.	65 47	
				266	H Fai rlei gh Di cki nson	83 55	207	H Mt. St. Mary's	83 68	
				225	A Monmouth	64 63	326	A St. Francis (N.Y.)	63 62	

S  
a  
a  
c  
r  
e  
e  
d  
H  
e  
a  
r  
t

Non-Di v I Games:

Sacred Heart

Loss, Non-Conf, S Site, H Home A Away N Neutral



Average RPI Win:	289	WON-LOST	WINNING	LAST 10	STRENGTH OF	OPP. STRENGTH	TEAM	ADJ.	CONF.	ADJ CONF.
Average RPI Loss:	155	RECORD	PCT. RANK	GAMES	SCHEDULE	OF SCHEDULE	RPI	RPI	RPI	RPI

DIV. I ONLY	6- 18	290	3- 7	245	230	293	292	20	20
DIV. I NON-CONF.	2- 6	278	0- 0	240	117	273	273	24	24

TOTALS	RPI 1-25	RPI 26-50	W-L RECORDS	RPI 51-100	RPI 100+
6- 18	0- 1	0- 1	OVERALL	0- 3	6- 13
5- 5	0- 0	0- 0	HOME	0- 0	5- 5
1- 13	0- 1	0- 1	AWAY	0- 3	1- 8
0- 0	0- 0	0- 0	NEUTRAL	0- 0	0- 0
2- 6	0- 1	0- 1	NON-CONFERENCE	0- 2	2- 2
1- 1	0- 0	0- 0	HOME	0- 0	1- 1
1- 5	0- 1	0- 1	AWAY	0- 2	1- 1
0- 0	0- 0	0- 0	NEUTRAL	0- 0	0- 0
4- 12	0- 0	0- 0	CONFERENCE	0- 1	4- 11
4- 4	0- 0	0- 0	HOME	0- 0	4- 4
0- 8	0- 0	0- 0	AWAY	0- 1	0- 7
0- 0	0- 0	0- 0	NEUTRAL	0- 0	0- 0

RPI S	RPI 1-25	Score	RPI S	RPI 26-50	Score	RPI S	RPI 51-100	Score	RPI S	RPI 101+	Team's RPI: 292
10	A Bayl or	42 82	31	A Texas A&M	52 94	52	A Texas	33 83	113	A UTSA	52 72
						69	A Stephen F. Austin	45 84	113	H UTSA	71 75
						91	A Southern Methodi st	68 96	119	A Texas-Arl ington	34 56
									119	H Texas-Arl ington	44 61
									137	A La. -Monroe	55 74
									175	H La. -Lafayette	40 62
									211	A Texas St.	63 73
									211	H Texas St.	59 68
									222	A McNeese St.	53 57
									222	H McNeese St.	63 57
									241	H Lamar	46 51
									272	A Northwestern St.	60 78
									272	H Northwestern St.	75 69
									291	A Southeastern La.	44 62
									291	H Southeastern La.	55 39
									295	H Ni choll s St.	77 67
									313	A Centenary (La.)	63 68
									324	H Prai rie View	74 57
									328	A Texas Southern	79 61
LAST 10 Div sion I GAMES:											
69	A Stephen F. Austin	45 84	291	A Southeastern La.	44 62						
119	H Texas-Arl ington	44 61	137	A La. -Monroe	55 74						
113	A UTSA	52 72	272	H Northwestern St.	75 69						
222	H McNeese St.	63 57	119	A Texas-Arl ington	34 56						
241	H Lamar	46 51	291	H Southeastern La.	55 39						

Non-Di v I Games: Texas Woman's 59 57 Texas-Tyler 83 46 Jarvis Chri sti an86 39 Sam Houston St.

Loss, Non-Conf, S Site, H Home A Away N Neutral

Sam Houston St.

Sam Houston St.

Average RPI Win: 217		WON-LOST RECORD	WINNING PCT. RANK	LAST 10 GAMES	STRENGTH OF SCHEDULE	OPP. STRENGTH OF SCHEDULE	TEAM RPI	ADJ. RPI	CONF. RPI	ADJ CONF. RPI
Average RPI Loss: 163										
DIV. I ONLY		21- 8	46	7- 3	249	256	106	105	22	22
DIV. I NON-CONF.		5- 2	80	0- 0	150	204	86	86	23	22
<hr/>										
TOTALS		RPI 1-25		RPI 26-50	W-L RECORDS		RPI 51-100		RPI 100+	
21- 8		0- 0		0- 0	OVERALL		3- 3		18- 5	
11- 3		0- 0		0- 0	HOME		1- 1		10- 2	
10- 3		0- 0		0- 0	AWAY		2- 1		8- 2	
0- 2		0- 0		0- 0	NEUTRAL		0- 1		0- 1	
5- 2		0- 0		0- 0	NON-CONFERENCE		0- 1		5- 1	
3- 0		0- 0		0- 0	HOME		0- 0		3- 0	
2- 1		0- 0		0- 0	AWAY		0- 1		2- 0	
0- 1		0- 0		0- 0	NEUTRAL		0- 0		0- 1	
16- 6		0- 0		0- 0	CONFERENCE		3- 2		13- 4	
8- 3		0- 0		0- 0	HOME		1- 1		7- 2	
8- 2		0- 0		0- 0	AWAY		2- 0		6- 2	
0- 1		0- 0		0- 0	NEUTRAL		0- 1		0- 0	
<hr/>										
RPI 1-25		RPI 26-50		RPI 51-100		RPI 101+		Team's RPI: 105		
RPI S	Opponent	Score	RPI S	Opponent	Score	RPI S	Opponent	Score	RPI S	Opponent
						59 A	Miami (Fla.)	51 72	138 N	Dayton
						81 A	Tennessee Tech	59 57	146 H	Fla. Atlantic
						81 H	Tennessee Tech	51 63	153 A	Tulane
						90 A	Southeast Mo. St.	57 53	171 A	Austin Peay
						90 H	Southeast Mo. St.	91 76	171 H	Austin Peay
						90 N	Southeast Mo. St.	52 59	206 A	Morehead St.
									206 H	Morehead St.
									212 A	Murray St.
									212 H	Murray St.
									217 H	Troy
									238 H	Georgia St.
									246 A	Eastern Ky.
									246 H	Eastern Ky.
									248 A	Birmingham-So.
									257 A	Eastern Ill.
									257 H	Eastern Ill.
									264 A	Jacksonville St.
									264 H	Jacksonville St.
									264 H	Jacksonville St.
									296 A	Tenn.-Martin
									296 H	Tenn.-Martin
									329 A	Tennessee St.
									329 H	Tennessee St.
<hr/>										
LAST 10 Division I GAMES:										
						206 H	Morehead St.	60 57		
						171 A	Austin Peay	45 41		
						257 H	Eastern Ill.	56 67		
						329 A	Tennessee St.	64 53		
						212 A	Murray St.	66 67		

### Non-Div l Games:

Samford

Loss, Non-Conf, S Site, H Home A Away N Neutral

Average RPI Win: 269

Average RPI Loss: 153

WON-LOST  
RECORDWINNING  
PCT. RANKLAST 10  
GAMESSTRENGTH OF  
SCHEDULEOPP. STRENGTH  
OF SCHEDULETEAM  
RPIADJ.  
RPICONF.  
RPIADJ CONF.  
RPI

DIV. I ONLY

9- 19

257

3- 7

278

176

284

285

24

24

DIV. I NON-CONF.

5- 8

210

0- 0

224

85

225

226

21

21

TOTALS

RPI 1-25

RPI 26-50

W-L RECORDS

RPI 51-100

RPI 100+

9- 19

0- 2

0- 1

OVERALL

0- 2

9- 14

5- 8

0- 2

0- 0

HOME

0- 1

5- 5

3- 10

0- 0

0- 1

AWAY

0- 1

3- 8

1- 1

0- 0

0- 0

NEUTRAL

0- 0

1- 1

5- 8

0- 2

0- 1

NON-CONFERENCE

0- 2

5- 3

2- 4

0- 2

0- 0

HOME

0- 1

2- 1

2- 4

0- 0

0- 1

AWAY

0- 1

2- 2

1- 0

0- 0

0- 0

NEUTRAL

0- 0

1- 0

4- 11

0- 0

0- 0

CONFERENCE

0- 0

4- 11

3- 4

0- 0

0- 0

HOME

0- 0

3- 4

1- 6

0- 0

0- 0

AWAY

0- 0

1- 6

0- 1

0- 0

0- 0

NEUTRAL

0- 0

0- 1

RPI 1-25

RPI 26-50

RPI 51-100

RPI 101+

Team's RPI: 285

RPI	S	Opponent	Score
3	H	Duke	52 119
13	H	Arizona St.	63 67

RPI	S	Opponent	Score
47	A	Washington	61 77

RPI	S	Opponent	Score
86	H	Fresno St.	50 56
87	A	Georgia Tech	51 56

RPI	S	Opponent	Score
141	A	Loyol a Marymount	58 61
141	H	Loyol a Marymount	57 70
141	N	Loyol a Marymount	56 61
150	A	Santa Cl ara	85 70
150	H	Santa Cl ara	63 67
168	A	Gonzaga	66 81
168	H	Gonzaga	51 58
173	A	Pepperdi ne	55 73
173	H	Pepperdi ne	61 84
180	A	UC Ri versi de	56 63
188	A	Cl emson	68 72
203	H	Boi se St.	51 68
253	A	St. Mary' s (Cal .)	58 63
253	H	St. Mary' s (Cal .)	70 58
265	A	San Francis co	56 59
265	H	San Francis co	69 66
268	A	San Di ego St.	67 57
273	H	UC Ir vine	78 48
275	A	Cal St. Full erton	64 46
304	N	Penn	70 59
311	H	Montana St.	53 48
321	A	Portl and	54 65
321	H	Portl and	71 60

LAST 10 Div sion I GAMES:

141	N	Loyol a Marymount	56 61	265	H	San Francis co	69 66
321	H	Portl and	71 60	141	A	Loyol a Marymount	58 61
168	H	Gonzaga	51 58	173	A	Pepperdi ne	55 73
253	A	St. Mary' s (Cal .)	58 63	150	H	Santa Cl ara	63 67
265	A	San Francis co	56 59	253	H	St. Mary' s (Cal .)	70 58

Non-Di v I Games:

San Di ego

Loss, 
Non-Conf, S Site, 
H Home
A Away 
N Neutral

Average RPI Win:	224	WON-LOST	WINNING	LAST 10	STRENGTH OF	OPP. STRENGTH	TEAM	ADJ.	CONF.	ADJ CONF.
Average RPI Loss:	104	RECORD	PCT. RANK	GAMES	SCHEDULE	OF SCHEDULE	RPI	RPI	RPI	RPI

DIV. I ONLY	3- 24	322	0- 10	71	87	270	268	6	6
DIV. I NON-CONF.	3- 7	260	0- 0	125	326	237	240	7	7

TOTALS	RPI 1-25	RPI 26-50	W-L RECORDS	RPI 51-100	RPI 100+
3- 24	0- 4	0- 4	OVERALL	0- 5	3- 11
3- 11	0- 2	0- 2	HOME	0- 3	3- 4
0- 12	0- 2	0- 2	AWAY	0- 2	0- 6
0- 1	0- 0	0- 0	NEUTRAL	0- 0	0- 1
3- 7	0- 0	0- 0	NON-CONFERENCE	0- 1	3- 6
3- 3	0- 0	0- 0	HOME	0- 1	3- 2
0- 4	0- 0	0- 0	AWAY	0- 0	0- 4
0- 0	0- 0	0- 0	NEUTRAL	0- 0	0- 0
0- 17	0- 4	0- 4	CONFERENCE	0- 4	0- 5
0- 8	0- 2	0- 2	HOME	0- 2	0- 2
0- 8	0- 2	0- 2	AWAY	0- 2	0- 2
0- 1	0- 0	0- 0	NEUTRAL	0- 0	0- 1

RPI 1-25				RPI 26-50				RPI 51-100				RPI 101+				Team's RPI : 268	
RPI	S	Opponent	Score	RPI	S	Opponent	Score	RPI	S	Opponent	Score	RPI	S	Opponent	Score		
17	A	Utah	43 <b>78</b>	28	A	TCU	49 <b>80</b>	56	A	UNLV	54 <b>71</b>	115	H	Loyol a (Md. )	43 <b>52</b>		
17	H	Utah	39 <b>76</b>	28	H	TCU	60 <b>77</b>	56	H	UNLV	48 <b>64</b>	132	A	Ai r Force	45 <b>74</b>		
21	A	Brigham Young	39 <b>64</b>	33	A	New Mexi co	45 <b>76</b>	61	A	Wyomi ng	45 <b>78</b>	132	H	Ai r Force	59 <b>63</b>		
21	H	Brigham Young	49 <b>67</b>	33	H	New Mexi co	48 <b>75</b>	61	H	Wyomi ng	53 <b>64</b>	173	A	Pepperdi ne	56 <b>70</b>		
								66	H	Pi ttsburgh	56 <b>78</b>	180	A	UC Ri versi de	66 <b>71</b>		
												181	A	Wi chi ta St.	79 <b>91</b>		
												185	A	Col orado St.	65 <b>68</b>		
												185	H	Col orado St.	55 <b>68</b>		
												185	N	Col orado St.	58 <b>69</b>		
												203	H	Boi se St.	54 51		
												234	A	UC Davi s	36 <b>58</b>		
												234	H	UC Davi s	59 45		
												235	H	Portl and St.	75 71		
												285	H	San Di ego	57 <b>67</b>		
LAST 10 Division I GAMES:																	
				185	N	Col orado St.	58 <b>69</b>	56	H	UNLV	48 <b>64</b>						
				61	A	Wyomi ng	45 <b>78</b>	17	A	Utah	43 <b>78</b>						
				33	H	New Mexi co	48 <b>75</b>	132	A	Ai r Force	45 <b>74</b>						
				21	H	Brigham Young	49 <b>67</b>	185	H	Col orado St.	55 <b>68</b>						
				28	A	TCU	49 <b>80</b>	61	H	Wyomi ng	53 <b>64</b>						

Non-Di v I Games:

San Di ego St.

Loss, 
 Non-Conf, S Site, 
 H Home
A Away 
 N Neutral

Average RPI Win:		252	WON-LOST	WINNING	LAST 10	STRENGTH OF	OPP. STRENGTH	TEAM	ADJ.	CONF.	ADJ CONF.
Average RPI Loss:		164	RECORD	PCT. RANK	GAMES	SCHEDULE	OF SCHEDULE	RPI	RPI	RPI	RPI
DIV. I ONLY	9- 20	264	3- 7	174	279	263	265	24	24		
DIV. I NON-CONF.	4- 9	255	0- 0	89	274	205	209	21	21		
TOTALS	RPI 1-25	RPI 26-50	W-L RECORDS	RPI 51-100	RPI 100+						
9- 20	0- 1	0- 0	OVERALL	0- 2	9- 17						
7- 7	0- 1	0- 0	HOME	0- 1	7- 5						
2- 11	0- 0	0- 0	AWAY	0- 1	2- 10						
0- 2	0- 0	0- 0	NEUTRAL	0- 0	0- 2						
4- 9	0- 1	0- 0	NON-CONFERENCE	0- 2	4- 6						
4- 3	0- 1	0- 0	HOME	0- 1	4- 1						
0- 5	0- 0	0- 0	AWAY	0- 1	0- 4						
0- 1	0- 0	0- 0	NEUTRAL	0- 0	0- 1						
5- 11	0- 0	0- 0	CONFERENCE	0- 0	5- 11						
3- 4	0- 0	0- 0	HOME	0- 0	3- 4						
2- 6	0- 0	0- 0	AWAY	0- 0	2- 6						
0- 1	0- 0	0- 0	NEUTRAL	0- 0	0- 1						
RPI S	RPI 1-25	Score	RPI S	RPI 26-50	Score	RPI S	RPI 51-100	Score	RPI S	RPI 101+	Team's RPI: 265
5	H Okl ahoma	51 53				53	A Mi nnesota	62 80	102	H Hawai i	63 71
						86	H Fresno St.	53 73	135	A Long Beach St.	52 58
									141	A Loyol a Marymount	56 63
									141	H Loyol a Marymount	59 64
									150	A Santa Cl ara	53 67
									150	H Santa Cl ara	61 66
									150	N Santa Cl ara	65 75
									158	H Denver	64 59
									168	A Gonzaga	42 54
									168	A Gonzaga	75 67
									168	H Gonzaga	53 71
									173	A Pepperdi ne	55 75
									173	H Pepperdi ne	69 65
									197	A Nevada	53 59
									203	A Boi se St.	50 61
									226	N Long Isl and	46 61
									234	A UC Davi s	55 69
									253	A St. Mary' s (Cal .)	46 74
									253	H St. Mary' s (Cal .)	63 68
									256	H Cal Pol y	71 67
									275	H Cal St. Full erton	70 63
									285	A San Di ego	66 69
									285	H San Di ego	59 56
									315	H Ri der	80 44
									321	A Portl and	57 54
									321	H Portl and	80 70
LAST 10 Div sion I GAMES:											
			150	N Santa Cl ara	65 75		285	H San Di ego	59 56		
			168	A Gonzaga	75 67		285	A San Di ego	66 69		
			168	H Gonzaga	53 71		173	A Pepperdi ne	55 75		
			321	H Portl and	80 70		141	A Loyol a Marymount	56 63		
			150	A Santa Cl ara	53 67		253	H St. Mary' s (Cal .)	63 68		

Non-Div I Games:

San Francisco

Average RPI Win:		222	WON-LOST		WINNING	LAST 10	STRENGTH OF		OPP. STRENGTH	TEAM	ADJ.	CONF.	ADJ CONF.		
Average RPI Loss:		128	RECORD		PCT. RANK	GAMES	SCHEDULE		OF SCHEDULE	RPI	RPI	RPI	RPI		
DIV. I ONLY		13- 15			183	3- 7	150		163	176	182	15	15		
DIV. I NON-CONF.		5- 6			168	0- 0	148		178	174	174	14	14		
TOTALS		RPI 1-25			RPI 26-50	W-L RECORDS		RPI 51-100		RPI 100+					
13- 15		0- 1			0- 2	OVERALL		0- 3		13- 9					
9- 5		0- 0			0- 1	HOME		0- 2		9- 2					
4- 8		0- 0			0- 1	AWAY		0- 1		4- 6					
0- 2		0- 1			0- 0	NEUTRAL		0- 0		0- 1					
5- 6		0- 1			0- 0	NON-CONFERENCE		0- 1		5- 4					
4- 2		0- 0			0- 0	HOME		0- 1		4- 1					
1- 2		0- 0			0- 0	AWAY		0- 0		1- 2					
0- 2		0- 1			0- 0	NEUTRAL		0- 0		0- 1					
8- 9		0- 0			0- 2	CONFERENCE		0- 2		8- 5					
5- 3		0- 0			0- 1	HOME		0- 1		5- 1					
3- 6		0- 0			0- 1	AWAY		0- 1		3- 4					
0- 0		0- 0			0- 0	NEUTRAL		0- 0		0- 0					
RPI 1-25				RPI 26-50				RPI 51-100				RPI 101+ Team's RPI: 182			
RPI S	Opponent	Score		RPI S	Opponent	Score		RPI S	Opponent	Score		RPI S	Opponent	Score	
9 N	Rutgers	64	76	39 A	Loui si ana Tech	51	74	64 H	Cal i forni a	57	78	102 A	Hawai i	49	57
				39 H	Loui si ana Tech	48	78	86 A	Fresno St.	60	77	102 H	Hawai i	61	76
								86 H	Fresno St.	41	63	123 H	South Dakota St.	64	51
												150 A	Santa Clara	70	81
												168 A	Gonzaga	53	68
												168 H	Gonzaga	69	61
												185 H	Colorado St.	78	66
												197 A	Nevada	64	56
												197 A	Nevada	61	75
												197 H	Nevada	53	48
												199 N	Vermont	52	55
												203 A	Boi se St.	69	64
												203 H	Boi se St.	63	57
												205 A	New Mexico St.	47	50
												205 H	New Mexico St.	58	35
												235 H	Portland St.	62	68
												236 A	Idaho	62	80
												236 H	Idaho	61	52
												279 A	Cal St. Northridge	76	62
												286 H	North Dakota St.	84	78
												302 A	Utah St.	63	51
												302 H	Utah St.	70	49
LAST 10 Division I GAMES:															
197 A Nevada				61	75	205 H New Mexico St.				58	35				
302 H Utah St.				70	49	39 H Loui si ana Tech				48	78				
197 H Nevada				53	48	86 H Fresno St.				41	63				
102 A Hawai i				49	57	236 A Idaho				62	80				
86 A Fresno St.				60	77	102 H Hawai i				61	76				

Non-Di v I Games:

San Jose St.

Average RPI Win:	238	WON-LOST	WINNING	LAST 10	STRENGTH OF	OPP. STRENGTH	TEAM	ADJ.	CONF.	ADJ CONF.
Average RPI Loss:	133	RECORD	PCT. RANK	GAMES	SCHEDULE	OF SCHEDULE	RPI	RPI	RPI	RPI

DIV. I ONLY	19- 11	89	7- 3	270	214	151	150	24	24
DIV. I NON-CONF.	6- 7	159	0- 1	128	143	158	155	21	21

TOTALS	RPI 1-25	RPI 26-50	W-L RECORDS	RPI 51-100	RPI 100+
19- 11	0- 1	0- 0	OVERALL	0- 3	19- 8
11- 3	0- 0	0- 0	HOME	0- 1	11- 2
6- 7	0- 1	0- 0	AWAY	0- 2	6- 5
2- 1	0- 0	0- 0	NEUTRAL	0- 0	2- 1
6- 7	0- 1	0- 0	NON-CONFERENCE	0- 3	6- 4
5- 2	0- 0	0- 0	HOME	0- 1	5- 1
1- 6	0- 1	0- 0	AWAY	0- 2	1- 3
0- 0	0- 0	0- 0	NEUTRAL	0- 0	0- 0
13- 4	0- 0	0- 0	CONFERENCE	0- 0	13- 4
6- 1	0- 0	0- 0	HOME	0- 0	6- 1
5- 2	0- 0	0- 0	AWAY	0- 0	5- 2
2- 1	0- 0	0- 0	NEUTRAL	0- 0	2- 1

RPI S	RPI 1-25	Score	RPI S	RPI 26-50	Score	RPI S	RPI 51-100	Score	RPI S	RPI 101+	Team's RPI: 150
12	A Georgi a	91 92				54	H Kansas St.	71 100	102	H Hawai i	69 73
						86	A Fresno St.	46 64	108	A Oregon St.	48 77
						98	A Montana	77 82	121	H Ball St.	70 69
									131	A Al abama	71 77
									141	A Loyol a Marymount	74 89
									141	H Loyol a Marymount	71 58
									168	A Gonzaga	60 70
									168	H Gonzaga	74 52
									173	A Pepperdi ne	77 74
									173	H Pepperdi ne	67 62
									173	N Pepperdi ne	67 71
									182	H San Jose St.	81 70
									202	A Eastern Wash.	85 54
									235	A Portl and St.	82 83
									252	H UCF	80 63
									253	A St. Mary's (Cal.)	64 62
									253	H St. Mary's (Cal.)	69 57
									265	A San Franci sco	66 61
									265	H San Franci sco	67 53
									265	N San Franci sco	75 65
									273	H UC Irvine	99 71
									279	H Cal St. Northrid ge	96 77
									285	A San Di ego	67 63
									285	H San Di ego	70 85
									321	A Portl and	74 73
									321	H Portl and	67 58
									321	N Portl and	83 77
LAST 10 Div sion I GAMES:											
108	A Oregon St.	48 77	141	A Loyol a Marymount	74 89						
173	N Pepperdi ne	67 71	265	H San Franci sco	67 53						
265	N San Franci sco	75 65	253	A St. Mary's (Cal.)	64 62						
321	N Portl and	83 77	253	H St. Mary's (Cal.)	69 57						
173	A Pepperdi ne	77 74	321	H Portl and	67 58						

Non-Di v I Games:

Santa Clara

[illegible]

## Non-Div I Games: Morris

66 50

Voorhees

65    55

Savannah St.

Loss, Non-Conf, S Site, H Home A Away N Neutral

Page 240

S  
a  
v  
a  
n  
n  
a  
h  
s  
t  
.



Average RPI Win:	201	WON-LOST	WINNING	LAST 10	STRENGTH OF	OPP. STRENGTH	TEAM	ADJ.	CONF.	ADJ CONF.
Average RPI Loss:	83	RECORD	PCT. RANK	GAMES	SCHEDULE	OF SCHEDULE	RPI	RPI	RPI	RPI

DIV. I ONLY	6- 21	297	0- 10	51	69	198	196	3	3
DIV. I NON-CONF.	3- 8	267	0- 0	100	160	217	214	6	6

TOTALS	RPI 1-25	RPI 26-50	W-L RECORDS	RPI 51-100	RPI 100+
6- 21	0- 5	1- 6	OVERALL	1- 5	4- 5
2- 12	0- 4	0- 4	HOME	1- 1	1- 3
3- 9	0- 1	1- 2	AWAY	0- 4	2- 2
1- 0	0- 0	0- 0	NEUTRAL	0- 0	1- 0
3- 8	0- 2	0- 2	NON-CONFERENCE	0- 2	3- 2
1- 5	0- 2	0- 2	HOME	0- 0	1- 1
1- 3	0- 0	0- 0	AWAY	0- 2	1- 1
1- 0	0- 0	0- 0	NEUTRAL	0- 0	1- 0
3- 13	0- 3	1- 4	CONFERENCE	1- 3	1- 3
1- 7	0- 2	0- 2	HOME	1- 1	0- 2
2- 6	0- 1	1- 2	AWAY	0- 2	1- 1
0- 0	0- 0	0- 0	NEUTRAL	0- 0	0- 0

RPI 1-25				RPI 26-50				RPI 51-100				RPI 101+				Team's RPI: 196	
RPI	S	Opponent	Score	RPI	S	Opponent	Score	RPI	S	Opponent	Score	RPI	S	Opponent	Score		
4	H	Connecticut	53 <b>93</b>	27	A	Notre Dame	74 <b>61</b>	57	A	Marquette	51 <b>72</b>	177	A	Georgetown	52 <b>64</b>		
9	A	Rutgers	41 <b>63</b>	29	H	Hartford	54 <b>65</b>	65	A	St. Joseph's	48 <b>72</b>	179	H	Syracuse	56 <b>64</b>		
15	H	DePaul	56 <b>69</b>	37	A	St. John's (N. Y. )	54 <b>85</b>	66	A	Pittsburgh	56 <b>58</b>	218	H	St. Peter's	59 <b>75</b>		
21	H	Brigham Young	50 <b>54</b>	41	H	Virginia	39 <b>59</b>	71	H	Cincinnati	58 <b>77</b>	227	A	Wright St.	64 <b>48</b>		
25	H	Florida	48 <b>52</b>	43	H	South Fla.	50 <b>62</b>	74	A	Florida Int'l	39 <b>61</b>	228	A	Providence	69 <b>59</b>		
				44	A	Villanova	55 <b>59</b>	92	H	West Virginia	67 <b>61</b>	228	H	Providence	69 <b>71</b>		
				49	H	Louisville	45 <b>65</b>					293	A	Miami (Ohio)	46 <b>55</b>		
												305	N	American	64 <b>53</b>		
												326	H	St. Francis (N. Y. )	68 <b>50</b>		
LAST 10 Division I GAMES:																	
37	A	St. John's (N. Y. )	54 <b>85</b>	43	H	South Fla.	50 <b>62</b>										
49	H	Louisville	45 <b>65</b>	177	A	Georgetown	52 <b>64</b>										
44	A	Villanova	55 <b>59</b>	71	H	Cincinnati	58 <b>77</b>										
66	A	Pittsburgh	56 <b>58</b>	57	A	Marquette	51 <b>72</b>										
228	H	Providence	69 <b>71</b>	179	H	Syracuse	56 <b>64</b>										

Non-Div I Games:

Seton Hall

Loss, 
Non-Conf, S Site, 
H Home
A Away 
N Neutral

Siena				Through Games Of Sunday, March 12, 2006										
Average RPI Win: 240		WON-LOST	WINNING	LAST 10	STRENGTH OF	OPP. STRENGTH	TEAM	ADJ.	CONF.	ADJ CONF.				
Average RPI Loss: 142		RECORD	PCT. RANK	GAMES	SCHEDULE	OF SCHEDULE	RPI	RPI	RPI	RPI				
DIV. I ONLY		11- 17	217	3- 7	236	196	237	231	19	19				
DIV. I NON-CONF.		4- 5	183	0- 0	138	97	166	165	19	19				
TOTALS		RPI 1-25	RPI 26-50	W-L RECORDS	RPI 51-100	RPI 100+								
11- 17		0- 1	0- 0	OVERALL	0- 4	11- 12								
10- 5		0- 1	0- 0	HOME	0- 2	10- 2								
1- 11		0- 0	0- 0	AWAY	0- 2	1- 9								
0- 1		0- 0	0- 0	NEUTRAL	0- 0	0- 1								
4- 5		0- 1	0- 0	NON-CONFERENCE	0- 2	4- 2								
4- 2		0- 1	0- 0	HOME	0- 1	4- 0								
0- 3		0- 0	0- 0	AWAY	0- 1	0- 2								
0- 0		0- 0	0- 0	NEUTRAL	0- 0	0- 0								
7- 12		0- 0	0- 0	CONFERENCE	0- 2	7- 10								
6- 3		0- 0	0- 0	HOME	0- 1	6- 2								
1- 8		0- 0	0- 0	AWAY	0- 1	1- 7								
0- 1		0- 0	0- 0	NEUTRAL	0- 0	0- 1								
RPI S Opponent Score		RPI 1-25	RPI 26-50	Score	RPI S Opponent Score	RPI 51-100	RPI S Opponent Score	RPI 101+	Team's RPI: 231					
8	H	Maryl and	66	107										
					59	A	Mi ami (FI a. )	47	76	114	A	I lona	69	83
					70	A	Mari st	39	61	114	H	I lona	66	73
					70	H	Mari st	55	68	115	A	Loyol a (Md. )	59	74
					75	H	Dartmouth	82	86	115	H	Loyol a (Md. )	63	60
										124	A	Bucknell	48	54
										128	H	George Mason	78	69
										130	A	Cani si us	52	80
										130	H	Cani si us	58	60
										172	A	Massachusetts	53	71
										199	H	Vermont	77	63
										216	A	Manhattan	49	62
										216	H	Manhattan	55	40
										218	A	St. Peter' s	44	59
										218	H	St. Peter' s	76	68
										242	A	Fai rfi el d	69	71
										242	H	Fai rfi el d	70	64
										242	N	Fai rfi el d	59	60
										284	H	St. Bonaventure	72	47
										289	H	Al bany (N. Y. )	61	55
										315	A	Ri der	78	49
										315	H	Ri der	63	38
										322	A	Ni agara	57	61
										322	H	Ni agara	79	44
				LAST 10 Div I Games:										
242	N	Fai rfi el d	59	60	115	H	Loyol a (Md. )	63	60					
218	A	St. Peter' s	44	59	114	H	I lona	66	73					
130	H	Cani si us	58	60	315	A	Ri der	78	49					
114	A	I lona	69	83	70	H	Mari st	55	68					
242	A	Fai rfi el d	69	71	218	H	St. Peter' s	76	68					

Non-Div I Games:

Siena

Average RPI Win:	202	WON-LOST	WINNING	LAST 10	STRENGTH OF	OPP. STRENGTH	TEAM	ADJ.	CONF.	ADJ CONF.
Average RPI Loss:	115	RECORD	PCT. RANK	GAMES	SCHEDULE	OF SCHEDULE	RPI	RPI	RPI	RPI

DIV. I ONLY	15- 14	156	6- 4	159	129	155	156	9	9
DIV. I NON-CONF.	6- 6	148	0- 0	250	149	196	196	11	11

TOTALS	RPI 1-25	RPI 26-50	W-L RECORDS	RPI 51-100	RPI 100+
15- 14	0- 3	0- 0	OVERALL	1- 2	14- 9
9- 4	0- 0	0- 0	HOME	1- 1	8- 3
5- 9	0- 2	0- 0	AWAY	0- 1	5- 6
1- 1	0- 1	0- 0	NEUTRAL	0- 0	1- 0
6- 6	0- 1	0- 0	NON-CONFERENCE	0- 0	6- 5
5- 0	0- 0	0- 0	HOME	0- 0	5- 0
1- 6	0- 1	0- 0	AWAY	0- 0	1- 5
0- 0	0- 0	0- 0	NEUTRAL	0- 0	0- 0
9- 8	0- 2	0- 0	CONFERENCE	1- 2	8- 4
4- 4	0- 0	0- 0	HOME	1- 1	3- 3
4- 3	0- 1	0- 0	AWAY	0- 1	4- 1
1- 1	0- 1	0- 0	NEUTRAL	0- 0	1- 0

RPI 1-25				RPI 26-50				RPI 51-100				RPI 101+ Team's RPI: 156			
RPI	S	Opponent	Score	RPI	S	Opponent	Score	RPI	S	Opponent	Score	RPI	S	Opponent	Score
20	A	Western Ky.	52 57					62	H	Middle Tenn.	58 59	106	A	North Texas	57 66
20	N	Western Ky.	68 83					74	A	Florida Int'l	60 70	106	H	North Texas	39 60
25	A	Florida	57 74					78	H	Arkansas St.	74 70	108	A	Oregon St.	29 66
												131	H	Alabama	56 48
												145	H	Ark.-Little Rock	67 62
												145	N	Ark.-Little Rock	48 34
												155	A	UAB	61 70
												158	A	Denver	74 66
												158	H	Denver	71 74
												175	A	La.-Lafayette	54 50
												175	H	La.-Lafayette	56 60
												176	A	Illinois St.	50 57
												190	H	Southern Miss.	84 72
												193	A	Southern Ill.	61 82
												217	A	Troy	71 52
												217	H	Troy	61 40
												222	A	McNeese St.	66 52
												222	H	McNeese St.	63 55
												235	A	Portland St.	56 68
												244	H	Ga. Southern	75 59
												261	H	North Fla.	62 29
												310	A	New Orleans	51 42
												310	H	New Orleans	69 53
LAST 10 Division I GAMES:															
		20 N Western Ky.	68 83			74 A Florida Int'l	60 70								
		145 N Ark.-Little Rock	48 34			310 A New Orleans	51 42								
		106 H North Texas	39 60			175 A La.-Lafayette	54 50								
		158 H Denver	71 74			145 H Ark.-Little Rock	67 62								
		217 H Troy	61 40			78 H Arkansas St.	74 70								

Non-Div I Games:

South Ala.

South Ala.

South Ala.

South Carolina				High Games of Sunday, March 12, 2000							
Average RPI Win:	179	WON-LOST RECORD	WINNING PCT. RANK	LAST 10 GAMES	STRENGTH OF SCHEDULE	OPP. STRENGTH OF SCHEDULE	TEAM RPI	ADJ. RPI	CONF. RPI	ADJ CONF. RPI	
Average RPI Loss:	50										
DIV. I ONLY	17- 11	104	6- 4	131	53	91	93	2	2		
DIV. I NON-CONF.	10- 3	54	1- 1	284	193	111	116	2	2		
<hr/>											
TOTALS	RPI 1-25		RPI 26-50	W-L RECORDS	RPI 51-100			RPI 100+			
17- 11	1- 6		0- 2	OVERALL	4- 3			12- 1			
12- 5	0- 3		0- 1	HOME	3- 0			9- 1			
5- 3	1- 2		0- 1	AWAY	1- 1			3- 0			
0- 3	0- 1		0- 0	NEUTRAL	0- 2			0- 0			
10- 3	0- 1		0- 0	NON-CONFERENCE	2- 2			8- 1			
9- 1	0- 0		0- 0	HOME	2- 0			7- 1			
1- 1	0- 0		0- 0	AWAY	0- 1			1- 0			
0- 2	0- 1		0- 0	NEUTRAL	0- 1			0- 0			
7- 8	1- 5		0- 2	CONFERENCE	2- 1			4- 0			
3- 4	0- 3		0- 1	HOME	1- 0			2- 0			
4- 3	1- 2		0- 1	AWAY	1- 0			2- 0			
0- 1	0- 0		0- 0	NEUTRAL	0- 1			0- 0			
<hr/>											
RPI 1-25		RPI 26-50			RPI 51-100		Team's RPI : 93	RPI 101+			
RPI S	Opponent	Score	RPI S	Opponent	Score	RPI S	Opponent	Score	RPI S	Opponent	Score
2 H	Tennessee	51 66	38 A	Vanderbi l t	71 88	51 A	Xavi er	65 70	117 H	Arkansas	61 52
6 A	LSU	46 79	38 H	Vanderbi l t	59 67	52 N	Texas	55 59	131 A	Al abama	67 48
12 H	Georgi a	65 74				53 H	Mi nnesota	79 61	186 A	Mi ssi ssi ppi St.	51 46
23 A	Kentucky	60 72				82 H	Mi ssi ssi ppi	77 66	186 H	Mi ssi ssi ppi St.	75 47
23 H	Kentucky	71 75				83 A	Auburn	58 46	188 A	Cl emson	77 46
24 N	Purdue	48 56				83 N	Auburn	48 64	208 H	Wi nthrop	73 42
25 A	Fl ori da	81 63				85 H	Hi gh Poi nt	71 35	239 H	Western Caro.	95 53
									244 H	Ga. Southern	66 73
									259 H	Longwood	99 48
									263 H	Ohi o	77 49
									283 H	South Carolina St.	75 40
									327 H	Bethune-Cookman	87 26
									332 H	Savannah St.	94 37
<hr/>											
LAST 10 Division I GAMES:											
51 A	Xavi er	65 70	82 H	Mi ssi ssi ppi	77 66	83 A	Auburn	58 46	25 A	Fl ori da	81 63
83 N	Auburn	48 64	23 H	Kentucky	71 75	186 A	Mi ssi ssi ppi St.	51 46			
38 A	Vanderbi l t	71 88									
186 H	Mi ssi ssi ppi St.	75 47									
259 H	Longwood	99 48									

South Carolina

South Carolina

### Non-Div I Games:

South Carolina

Loss, Non-Conf, S Site, H Home A Away N Neutral

Average RPI Win:	294	WON-LOST	WINNING	LAST 10	STRENGTH OF	OPP. STRENGTH	TEAM	ADJ.	CONF.	ADJ CONF.
Average RPI Loss:	199	RECORD	PCT. RANK	GAMES	SCHEDULE	OF SCHEDULE	RPI	RPI	RPI	RPI

DIV. I ONLY	13- 15	183	5- 5	326	324	282	283	30	30
DIV. I NON-CONF.	3- 6	235	1- 0	300	318	297	298	31	31

TOTALS	RPI 1-25	RPI 26-50	W-L RECORDS	RPI 51-100	RPI 100+
13- 15	0- 0	0- 0	OVERALL	0- 2	13- 13
7- 3	0- 0	0- 0	HOME	0- 0	7- 3
4- 11	0- 0	0- 0	AWAY	0- 2	4- 9
2- 1	0- 0	0- 0	NEUTRAL	0- 0	2- 1
3- 6	0- 0	0- 0	NON-CONFERENCE	0- 2	3- 4
1- 1	0- 0	0- 0	HOME	0- 0	1- 1
1- 5	0- 0	0- 0	AWAY	0- 2	1- 3
1- 0	0- 0	0- 0	NEUTRAL	0- 0	1- 0
10- 9	0- 0	0- 0	CONFERENCE	0- 0	10- 9
6- 2	0- 0	0- 0	HOME	0- 0	6- 2
3- 6	0- 0	0- 0	AWAY	0- 0	3- 6
1- 1	0- 0	0- 0	NEUTRAL	0- 0	1- 1

RPI S	RPI 1-25	Score	RPI S	RPI 26-50	Score	RPI S	RPI 51-100	Score	RPI S	RPI 101+	Team's RPI: 283
	Opponent			Opponent			Opponent			Opponent	Score
						64	A Cal i forni a	48 94	110	A Coppin St.	47 60
						93	A South Carolina	40 75	110	H Coppin St.	57 61
									126	A Delaware St.	48 55
									126	H Delaware St.	64 55
									144	A UNC Wi l mington	50 60
									184	A Marshal l	47 69
									215	H Gardner-Webb	61 68
									240	A Howard	58 77
									240	N Howard	69 71
									247	H Md. -East. Shore	58 65
									263	N Ohi o	80 68
									282	A Al abama A&M	62 67
									290	A Fl ori da A&M	51 66
									290	H Fl ori da A&M	62 54
									294	A N. C. A&T	72 69
									294	H N. C. A&T	71 64
									298	A Hampton	75 62
									298	H Hampton	67 66
									307	A Norfol k St.	62 67
									307	H Norfol k St.	71 55
									327	A Bethune-Cookman	71 61
									327	N Bethune-Cookman	66 49
									330	A Morgan St.	39 70
									330	H Morgan St.	76 59
									332	A Savannah St.	60 53
									332	H Savannah St.	68 56
LAST 10 Div sion I GAMES:											
			240	N Howard	69 71	110	A Coppin St.	47 60			
			294	H N. C. A&T	71 64	330	A Morgan St.	39 70			
			247	H Md. -East. Shore	58 65	327	A Bethune-Cookman	71 61			
			307	H Norfol k St.	71 55	290	A Fl ori da A&M	51 66			
			298	H Hampton	67 66	332	A Savannah St.	60 53			

Non-Di v I Games:

South Carolina St.

Loss, Non-Conf, S Site, H Home A Away N Neutral

South Carolina St.

South Carolina St.

Average RPI Win:		204	WON-LOST RECORD		WINNING PCT. RANK	LAST 10 GAMES		STRENGTH OF SCHEDULE		OPP. STRENGTH OF SCHEDULE		TEAM RPI	ADJ. RPI	CONF. RPI	ADJ CONF. RPI
Average RPI Loss:		138													
DIV. I ONLY		17- 9			81	7- 1		265		153		123	123	31	31
DIV. I NON-CONF.		9- 9			148	1- 1		135		107		139	142	28	28
TOTALS		RPI 1-25			RPI 26-50	W-L RECORDS		RPI 51-100				RPI 100+			
17- 9		0- 0			0- 0	OVERALL		3- 3				14- 6			
7- 1		0- 0			0- 0	HOME		1- 1				6- 0			
9- 8		0- 0			0- 0	AWAY		2- 2				7- 6			
1- 0		0- 0			0- 0	NEUTRAL		0- 0				1- 0			
9- 9		0- 0			0- 0	NON-CONFERENCE		3- 3				6- 6			
3- 1		0- 0			0- 0	HOME		1- 1				2- 0			
5- 8		0- 0			0- 0	AWAY		2- 2				3- 6			
1- 0		0- 0			0- 0	NEUTRAL		0- 0				1- 0			
8- 0		0- 0			0- 0	CONFERENCE		0- 0				8- 0			
4- 0		0- 0			0- 0	HOME		0- 0				4- 0			
4- 0		0- 0			0- 0	AWAY		0- 0				4- 0			
0- 0		0- 0			0- 0	NEUTRAL		0- 0				0- 0			
RPI 1-25				RPI 26-50				RPI 51-100				RPI 101+		Team's RPI: 123	
RPI S	Opponent	Score		RPI S	Opponent	Score		RPI S	Opponent	Score		RPI S	Opponent	Score	
								57	A Marquette	55	67	129	A Wisconsin	68	65
								62	H Middle Tenn.	72	79	131	H Alabama	78	69
								74	A Florida Int'l	60	56	133	A Brown	64	72
								79	H Wis.-Milwaukee	70	55	135	A Long Beach St.	55	58
								80	A Nebraska	68	49	159	A Tex. A&M-Corp.	71	48
								99	A Drake	52	54		Chris		
												159	H Tex. A&M-Corp.	68	45
													Chris		
												178	A Idaho St.	82	70
												180	A UC Riverside	71	83
												182	A San Jose St.	51	64
												185	A Colorado St.	82	75
												193	A Southern Ill.	59	75
												200	A Colorado	50	64
												211	H Texas St.	67	51
												273	N UC Irvine	81	56
												286	A North Dakota St.	77	55
												286	H North Dakota St.	95	66
												300	A IPFW	72	52
												300	H IPFW	74	53
												320	A Tex. -Pan American	65	48
												325	H Kennesaw St.	92	44
LAST 10 Division I GAMES:															
180	A UC Riverside	71	83	286	H North Dakota St.	95	66	74	A Florida Int'l	60	56	159	H Tex. A&M-Corp.	68	45
300	A IPFW	72	52										Chris		
286	A North Dakota St.	77	55												
159	A Tex. A&M-Corp. Chris	71	48												
320	A Tex. -Pan American	65	48	133	A Brown	64	72								

Non-Div I Games: Southwest Minn. 56 31 Central St. (Ohi 86 31

South Dakota St.

Loss, Non-Conf, S Site, H Home A Away N Neutral

Page 246


South Dakota

S  
o  
u  
t  
h  
D  
a  
k  
o  
t  
a  
S  
t  
.

RPI S      South Dakota St.  
Opponent      Score

Through Games Of Sunday, March 12, 2006

South Dakota St.

300		IPFW	74	53
-----	-----------------------------------------------------------------------------------	------	----	----

S  
o  
u  
t  
h  
D  
a  
k  
o  
t  
a  
S  
t  
.

Average RPI Win:	150	WON-LOST	WINNING	LAST 10	STRENGTH OF	OPP. STRENGTH	TEAM	ADJ.	CONF.	ADJ CONF.
Average RPI Loss:	33	RECORD	PCT. RANK	GAMES	SCHEDULE	OF SCHEDULE	RPI	RPI	RPI	RPI

DIV. I ONLY	18- 11	93	5- 5	22	58	43	43	3	3
DIV. I NON-CONF.	9- 3	62	0- 1	26	138	25	25	6	6

TOTALS	RPI 1-25	RPI 26-50	W-L RECORDS	RPI 51-100	RPI 100+
18- 11	1- 5	2- 4	OVERALL	3- 3	12- 0
12- 3	1- 2	1- 0	HOME	2- 1	8- 0
4- 7	0- 3	1- 2	AWAY	1- 2	2- 0
2- 2	0- 0	0- 2	NEUTRAL	0- 0	2- 0
9- 3	0- 3	0- 1	NON-CONFERENCE	1- 0	8- 0
6- 1	0- 1	0- 0	HOME	0- 0	6- 0
1- 2	0- 2	0- 0	AWAY	1- 0	0- 0
2- 1	0- 0	0- 1	NEUTRAL	0- 0	2- 0
9- 8	1- 2	2- 3	CONFERENCE	2- 3	4- 0
6- 2	1- 1	1- 0	HOME	2- 1	2- 0
3- 5	0- 1	1- 2	AWAY	0- 2	2- 0
0- 1	0- 0	0- 1	NEUTRAL	0- 0	0- 0

RPI S	RPI 1-25	Score	RPI S	RPI 26-50	Score	Team's RPI: 43	RPI S	RPI 51-100	Score	RPI S	RPI 101+	Score
1	A North Carolina	47 71	27	A Notre Dame	68 64		57	H Marquette	66 57	104	N Northern Ariz.	60 55
4	A Connecticut	47 77	27	N Notre Dame	66 73		66	A Pittsburgh	64 66	119	H Texas-Arlington	74 50
6	A LSU	44 87	37	A St. John's (N. Y.)	71 78		66	H Pittsburgh	58 60	154	H Robert Morris	83 58
9	H Rutgers	65 66	44	H Villanova	69 49		71	A Cincinnati	87 89	174	H UMBC	66 56
15	H DePaul	79 77	46	N Southern California	65 67		74	A Florida Int'l	63 50	177	A Georgetown	71 57
18	H Michigan St.	66 81	49	A Louisville	56 65		92	H West Virginia	66 56	179	H Syracuse	73 55
LAST 10 Division I GAMES:												
46	N Southern California	65 67	57	H Marquette	66 57		196	A Seton Hall	62 50	200	N Colorado	72 59
27	N Notre Dame	66 73	66	H Pittsburgh	58 60		37	A St. John's (N. Y.)	71 78	228	H Providence	53 47
177	A Georgetown	71 57	44	H Villanova	69 49		44	H Villanova	69 49	261	H North Fla.	87 49
92	H West Virginia	66 56								296	H Tenn.-Martin	78 44
49	A Louisville	56 65								297	H Jacksonville	98 60

Non-Div I Games: P. R. -Mayaguez 121 41

South Fla.



Average RPI Win:	219	WON-LOST	WINNING	LAST 10	STRENGTH OF	OPP. STRENGTH	TEAM	ADJ.	CONF.	ADJ CONF.
Average RPI Loss:	105	RECORD	PCT. RANK	GAMES	SCHEDULE	OF SCHEDULE	RPI	RPI	RPI	RPI

DIV. I ONLY	20- 8	51	8- 2	167	247	90	90	22	22
DIV. I NON-CONF.	1- 4	290	0- 1	46	103	200	198	23	22

TOTALS	RPI 1-25	RPI 26-50	W-L RECORDS	RPI 51-100	RPI 100+
20- 8	0- 1	0- 0	OVERALL	2- 4	18- 4
10- 3	0- 0	0- 0	HOME	0- 2	10- 1
8- 5	0- 0	0- 0	AWAY	1- 2	7- 3
2- 1	0- 1	0- 0	NEUTRAL	1- 0	1- 0
1- 4	0- 1	0- 0	NON-CONFERENCE	0- 3	1- 1
1- 1	0- 0	0- 0	HOME	0- 1	1- 0
0- 3	0- 0	0- 0	AWAY	0- 2	0- 1
0- 1	0- 1	0- 0	NEUTRAL	0- 0	0- 0
19- 4	0- 0	0- 0	CONFERENCE	2- 1	17- 3
9- 2	0- 0	0- 0	HOME	0- 1	9- 1
8- 2	0- 0	0- 0	AWAY	1- 0	7- 2
2- 0	0- 0	0- 0	NEUTRAL	1- 0	1- 0

RPI S	RPI 1-25	Score	RPI S	RPI 26-50	Score	RPI S	RPI 51-100	Team's RPI : 90	Score	RPI S	RPI 101+	Score
19 N	Stanford	45 72				63 A	Texas Tech	56	85	105 A	Samford	76 91
						79 A	Wis. -Milwaukee	70	73	105 H	Samford	53 57
						79 H	Wis. -Milwaukee	87	90	105 N	Samford	59 52
						81 A	Tennessee Tech	53	46	161 A	East Tenn. St.	74 81
						81 H	Tennessee Tech	77	81	171 A	Austin Peay	73 57
						81 N	Tennessee Tech	71	50	171 H	Austin Peay	72 54
										193 H	Southern Ill.	74 63
										206 A	Morehead St.	58 43
										206 H	Morehead St.	62 50
										212 A	Murray St.	72 62
										212 H	Murray St.	71 52
										212 H	Murray St.	80 49
										246 A	Eastern Ky.	87 86
										246 H	Eastern Ky.	84 78
										257 A	Eastern Ill.	61 70
										257 H	Eastern Ill.	84 76
										264 A	Jacksonville St.	83 76
										264 H	Jacksonville St.	87 72
										296 A	Tenn. -Martin	54 49
										296 H	Tenn. -Martin	67 52
										329 A	Tennessee St.	78 35
										329 H	Tennessee St.	71 53
LAST 10 Division I GAMES:												
19 N	Stanford	45 72	105 H	Samford	53 57							
81 N	Tennessee Tech	71 50	296 A	Tenn. -Martin	54 49							
105 N	Samford	59 52	257 H	Eastern Ill.	84 76							
212 H	Murray St.	80 49	246 A	Eastern Ky.	87 86							
264 H	Jacksonville St.	87 72	206 A	Morehead St.	58 43							

Non-Div I Games: Henderson St. 79 66 Ark. -Monticello 83 48 Southeast Mo. St.

Average RPI Win:	230	WON-LOST	WINNING	LAST 10	STRENGTH OF	OPP. STRENGTH	TEAM	ADJ.	CONF.	ADJ CONF.
Average RPI Loss:	195	RECORD	PCT. RANK	GAMES	SCHEDULE	OF SCHEDULE	RPI	RPI	RPI	RPI

DIV. I ONLY	8- 16	247	6- 4	310	245	291	291	20	20
DIV. I NON-CONF.	0- 7	322	0- 0	329	230	332	331	24	24

TOTALS	RPI 1-25	RPI 26-50	W-L RECORDS	RPI 51-100	RPI 100+
8- 16	0- 0	0- 0	OVERALL	0- 1	8- 15
5- 4	0- 0	0- 0	HOME	0- 0	5- 4
3- 12	0- 0	0- 0	AWAY	0- 1	3- 11
0- 0	0- 0	0- 0	NEUTRAL	0- 0	0- 0
0- 7	0- 0	0- 0	NON-CONFERENCE	0- 0	0- 7
0- 1	0- 0	0- 0	HOME	0- 0	0- 1
0- 6	0- 0	0- 0	AWAY	0- 0	0- 6
0- 0	0- 0	0- 0	NEUTRAL	0- 0	0- 0
8- 9	0- 0	0- 0	CONFERENCE	0- 1	8- 8
5- 3	0- 0	0- 0	HOME	0- 0	5- 3
3- 6	0- 0	0- 0	AWAY	0- 1	3- 5
0- 0	0- 0	0- 0	NEUTRAL	0- 0	0- 0

RPI 1-25			RPI 26-50			RPI 51-100			RPI 101+			Team's RPI: 291					
RPI	S	Opponent	Score	RPI	S	Opponent	Score	RPI	S	Opponent	Score	RPI	S	Opponent	Score		
								69	A	Stephen F. Austin	48	83	113	A	UTSA	56	75
												113	A	UTSA	46	61	
												113	H	UTSA	66	63	
												119	A	Texas-Arlington	33	58	
												119	H	Texas-Arlington	43	61	
												131	A	Alabama	49	54	
												137	A	La. -Monroe	52	47	
												153	H	Tulane	62	69	
												186	A	Mississippi St.	55	71	
												211	A	Texas St.	52	67	
												211	H	Texas St.	76	61	
												214	A	Jackson St.	39	61	
												222	H	McNeese St.	69	49	
												241	H	Lamar	49	59	
												272	A	Northwestern St.	46	45	
												272	H	Northwestern St.	53	67	
												273	A	UC Irvine	75	82	
												279	A	Cal St. Northridge	52	73	
												292	A	Sam Houston St.	39	55	
												292	H	Sam Houston St.	62	44	
												295	A	Nicholls St.	47	42	
												295	H	Nicholls St.	67	48	
												328	A	Texas Southern	60	67	
LAST 10 Division I GAMES:																	
			113	A	UTSA	46	61			137	A	La. -Monroe	52	47			
			241	H	Lamar	49	59			292	H	Sam Houston St.	62	44			
			119	A	Texas-Arlington	33	58			113	H	UTSA	66	63			
			211	A	Texas St.	52	67			211	H	Texas St.	76	61			
			272	A	Northwestern St.	46	45			295	H	Nicholls St.	67	48			

S  
o  
u  
t  
h  
e  
a  
s  
t  
e  
r  
n  
L  
a  
.

S  
o  
u  
t  
h  
e  
a  
s  
t  
e  
r  
n  
L  
a  
.





Average RPI Win:	187	WON-LOST	WINNING	LAST 10	STRENGTH OF	OPP. STRENGTH	TEAM	ADJ.	CONF.	ADJ CONF.
Average RPI Loss:	78	RECORD	PCT. RANK	GAMES	SCHEDULE	OF SCHEDULE	RPI	RPI	RPI	RPI

DIV. I ONLY	16- 14	149	6- 4	55	124	94	91	14	13
DIV. I NON-CONF.	5- 7	198	0- 0	20	88	98	95	13	12

TOTALS	RPI 1-25	RPI 26-50	W-L RECORDS	RPI 51-100	RPI 100+
16- 14	0- 2	0- 5	OVERALL	1- 2	15- 5
12- 5	0- 1	0- 2	HOME	1- 0	11- 2
4- 9	0- 1	0- 3	AWAY	0- 2	4- 3
0- 0	0- 0	0- 0	NEUTRAL	0- 0	0- 0
5- 7	0- 2	0- 3	NON-CONFERENCE	0- 0	5- 2
5- 3	0- 1	0- 1	HOME	0- 0	5- 1
0- 4	0- 1	0- 2	AWAY	0- 0	0- 1
0- 0	0- 0	0- 0	NEUTRAL	0- 0	0- 0
11- 7	0- 0	0- 2	CONFERENCE	1- 2	10- 3
7- 2	0- 0	0- 1	HOME	1- 0	6- 1
4- 5	0- 0	0- 1	AWAY	0- 2	4- 2
0- 0	0- 0	0- 0	NEUTRAL	0- 0	0- 0

RPI S	Opponent	Score
5	A Oklahoma	43 80
16	H Virginia Tech	61 87

RPI S	Opponent	Score
28	H TCU	68 79
34	A George Washington	58 76
45	A Liberty	61 71
48	A Tul sa	54 73
48	H Tul sa	67 78

RPI S	Opponent	Score
84	A Ri ce	56 71
84	A Ri ce	52 57
84	H Ri ce	67 58

RPI S	Opponent	Score
106	A North Texas	69 84
117	H Arkansas	63 73
119	H Texas-Arlington	67 58
137	H La. -Monroe	56 44
139	A East Caro.	63 75
153	A Tul ane	78 66
153	H Tul ane	58 71
153	H Tul ane	86 84
155	H UAB	54 49
167	A Houston	63 61
167	H Houston	66 53
175	H La. -Lafayette	53 45
184	A Marshall I	72 57
187	A UTEP	69 80
187	H UTEP	59 46
190	H Southern Mi ss.	84 62
252	A UCF	69 57
273	H UC Irvine	77 51
292	H Sam Houston St.	96 68
309	H Memphi s	67 45

## LAST 10 Division I GAMES:

84	A Ri ce	52 57	84	A Ri ce	56 71
153	H Tul ane	86 84	48	H Tul sa	67 78
153	H Tul ane	58 71	252	A UCF	69 57
187	H UTEP	59 46	190	H Southern Mi ss.	84 62
167	A Houston	63 61	184	A Marshall I	72 57

Southern Methodist

Southern Methodist

Non-Div I Games:

Southern Methodist

Loss, 
Non-Conf, S Site, 
H Home
A Away 
N Neutral

Southern Miss.				Through Games of Sunday, March 12, 2000																	
Average RPI Win:		211		WON-LOST RECORD		WINNING PCT. RANK		LAST 10 GAMES		STRENGTH OF SCHEDULE		OPP. STRENGTH OF SCHEDULE		TEAM RPI		ADJ. RPI		CONF. RPI		ADJ CONF. RPI	
DIV. I ONLY		14- 15		173		6- 4				191		195		185		190		14		13	
DIV. I NON-CONF.		3- 8		267		0- 0				220		273		269		272		13		12	
TOTALS		RPI 1-25		RPI 26-50		W-L RECORDS		RPI 51-100				RPI 100+									
14- 15		0- 0		0- 3		OVERALL		0- 2				14- 10									
9- 5		0- 0		0- 1		HOME		0- 0				9- 4									
4- 7		0- 0		0- 0		AWAY		0- 2				4- 5									
1- 3		0- 0		0- 2		NEUTRAL		0- 0				1- 1									
3- 8		0- 0		0- 1		NON-CONFERENCE		0- 0				3- 7									
2- 4		0- 0		0- 0		HOME		0- 0				2- 4									
1- 2		0- 0		0- 0		AWAY		0- 0				1- 2									
0- 2		0- 0		0- 1		NEUTRAL		0- 0				0- 1									
11- 7		0- 0		0- 2		CONFERENCE		0- 2				11- 3									
7- 1		0- 0		0- 1		HOME		0- 0				7- 0									
3- 5		0- 0		0- 0		AWAY		0- 2				3- 3									
1- 1		0- 0		0- 1		NEUTRAL		0- 0				1- 0									
RPI 1-25				RPI 26-50				RPI 51-100				RPI 101+		Team's RPI: 190							
RPI S	Opponent	Score		RPI S	Opponent	Score		RPI S	Opponent	Score		RPI S	Opponent	Score							
				45 N	Li berty	60 71		84 A	Ri ce	64 77		137 H	La. -Monroe	67 75							
				48 H	Tul sa	57 76		91 A	Southern	62 84		139 A	East Caro.	71 56							
				48 N	Tul sa	68 81			Methodi st			139 H	East Caro.	63 56							
												145 A	Ark. -Little Rock	70 80							
												153 H	Tul ane	75 60							
												155 A	UAB	70 73							
												155 H	UAB	76 66							
												156 A	South Al a.	72 84							
												167 A	Houston	58 92							
												184 A	Marshall I	53 66							
												184 H	Marshall I	67 63							
												184 N	Marshall I	60 58							
												186 A	Mi ssi ssi ppi St.	64 57							
												187 H	UTEP	57 55							
												214 H	Jackson St.	76 67							
												230 N	El on	57 59							
												251 H	Mercer	49 51							
												252 A	UCF	61 50							
												252 H	UCF	63 50							
												255 H	Southern Utah	49 62							
												272 H	Northwestern St.	75 85							
												290 H	Fl ori da A&M	90 56							
												309 A	Memphi s	73 67							
												309 H	Memphi s	73 50							
				LAST 10 Div				ision I GAMES:													
				48 N	Tul sa	68 81		309 H	Memphi s	73 50											
				184 N	Marshall I	60 58		48 H	Tul sa	57 76											
				184 A	Marshall I	53 66		91 A	Southern Methodi st	62 84											
				139 A	East Caro.	71 56		252 H	UCF	63 50											
				155 H	UAB	76 66		309 A	Memphi s	73 67											

### Non-Div l Games:

Southern Mi ss.

Loss, Non-Conf, S Site, H Home A Away N Neutral

Average RPI Win:		282	WON-LOST	WINNING	LAST 10	STRENGTH OF	OPP. STRENGTH	TEAM	ADJ.	CONF.	ADJ CONF.
Average RPI Loss:		170	RECORD	PCT. RANK	GAMES	SCHEDULE	OF SCHEDULE	RPI	RPI	RPI	RPI
DIV. I ONLY	20- 10	68	8- 2	305	316	168	170	32	32		
DIV. I NON-CONF.	3- 6	235	0- 1	239	122	254	254	32	32		
TOTALS	RPI 1-25		RPI 26-50		W-L RECORDS		RPI 51-100		RPI 100+		
20- 10	0- 2		0- 0		OVERALL		0- 0		20- 9		
10- 1	0- 0		0- 0		HOME		0- 0		10- 1		
6- 7	0- 1		0- 0		AWAY		0- 0		6- 6		
4- 3	0- 1		0- 0		NEUTRAL		0- 0		4- 2		
3- 6	0- 2		0- 0		NON-CONFERENCE		0- 0		3- 5		
2- 0	0- 0		0- 0		HOME		0- 0		2- 0		
0- 4	0- 1		0- 0		AWAY		0- 0		0- 3		
1- 3	0- 1		0- 0		NEUTRAL		0- 0		1- 2		
17- 4	0- 0		0- 0		CONFERENCE		0- 0		17- 4		
8- 1	0- 0		0- 0		HOME		0- 0		8- 1		
6- 3	0- 0		0- 0		AWAY		0- 0		6- 3		
3- 0	0- 0		0- 0		NEUTRAL		0- 0		3- 0		
RPI S	RPI 1-25	Score	RPI S	RPI 26-50	Score	RPI S	RPI 51-100	Score	RPI S	RPI 101+	Team's RPI: 170
3 N	Duke	27 <span>96</span>							131 N	Al abama	51 <span>66</span>
6 A	LSU	39 <span>107</span>							135 A	Long Beach St.	38 <span>76</span>
									139 A	East Caro.	55 <span>59</span>
									173 A	Pepperdi ne	53 <span>64</span>
									214 A	Jackson St.	55 <span>75</span>
									214 H	Jackson St.	61 55
									236 N	Idaho	76 74
									243 A	Mi ssi ssi ppi Val .	67 62
									243 H	Mi ssi ssi ppi Val .	59 56
									244 N	Ga. Southern	53 <span>57</span>
									254 A	Al abama St.	69 61
									254 H	Al abama St.	51 <span>57</span>
									254 N	Al abama St.	61 58
									272 H	Northwestern St.	67 56
									277 A	Al corn St.	69 62
									277 H	Al corn St.	64 49
									282 A	Al abama A&M	56 <span>58</span>
									282 H	Al abama A&M	69 64
									282 N	Al abama A&M	58 55
									288 A	Grambl ing	54 <span>63</span>
									288 H	Grambl ing	55 54
									288 N	Grambl ing	84 76
									295 H	Ni chol ls St.	85 67
									316 A	Ark. -Pi ne Bl uff	71 57
									316 H	Ark. -Pi ne Bl uff	72 58
									324 A	Prai ri e View	72 37
									324 H	Prai ri e View	69 50
									328 A	Texas Southern	64 53
									328 H	Texas Southern	75 69
LAST 10 Div sion I GAMES:											
3 N	Duke	27 <span>96</span>	324 H	Prai ri e View	69 50						
254 N	Al abama St.	61 58	277 A	Al corn St.	69 62						
282 N	Al abama A&M	58 55	254 A	Al abama St.	69 61						
288 N	Grambl ing	84 76	282 A	Al abama A&M	56 <span>58</span>						
328 H	Texas Southern	75 69	243 H	Mi ssi ssi ppi Val .	59 56						

Non-Div I Games:

Southern U.

Loss, Non-Conf, S Site, H Home A Away N Neutral

Average RPI Win:	233	WON-LOST	WINNING	LAST 10	STRENGTH OF	OPP. STRENGTH	TEAM	ADJ.	CONF.	ADJ CONF.
Average RPI Loss:	162	RECORD	PCT. RANK	GAMES	SCHEDULE	OF SCHEDULE	RPI	RPI	RPI	RPI

DIV. I ONLY	9- 17	242	4- 6	196	272	255	255	17	17
DIV. I NON-CONF.	5- 4	123	0- 0	163	325	159	159	17	17

TOTALS	RPI 1-25	RPI 26-50	W-L RECORDS	RPI 51-100	RPI 100+
9- 17	0- 1	0- 0	OVERALL	0- 3	9- 13
6- 5	0- 0	0- 0	HOME	0- 1	6- 4
3- 11	0- 1	0- 0	AWAY	0- 1	3- 9
0- 1	0- 0	0- 0	NEUTRAL	0- 1	0- 0
5- 4	0- 1	0- 0	NON-CONFERENCE	0- 0	5- 3
2- 1	0- 0	0- 0	HOME	0- 0	2- 1
3- 3	0- 1	0- 0	AWAY	0- 0	3- 2
0- 0	0- 0	0- 0	NEUTRAL	0- 0	0- 0
4- 13	0- 0	0- 0	CONFERENCE	0- 3	4- 10
4- 4	0- 0	0- 0	HOME	0- 1	4- 3
0- 8	0- 0	0- 0	AWAY	0- 1	0- 7
0- 1	0- 0	0- 0	NEUTRAL	0- 1	0- 0

RPI S	RPI 1-25	Opponent	Score
17	A	Utah	47 79

RPI S	RPI 26-50	Opponent	Score
-------	-----------	----------	-------

RPI S	RPI 51-100	Opponent	Score
89	A	Western Ill.	55 80
89	H	Western Ill.	47 57
89	N	Western Ill.	37 50

RPI S	RPI 101+	Team's RPI: 255	Opponent	Score
104	H		Northern Ariz.	69 88
126	A		Oral Roberts	56 71
126	H		Oral Roberts	71 92
134	A		Oakl and	63 82
134	H		Oakl and	73 58
148	A		IUPUI	65 74
148	H		IUPUI	58 55
157	A		Val parai so	58 77
157	H		Val parai so	54 69
178	H		Idaho St.	80 75
190	A		Southern Mi ss.	62 49
229	A		UMKC	54 69
229	H		UMKC	53 63
234	A		UC Davi s	46 73
253	A		St. Mary' s (Cal .)	58 51
258	A		Chi cago St.	53 65
258	H		Chi cago St.	55 44
262	A		Sacramento St.	67 68
301	H		Utah Valley St.	80 74
313	A		Centenary (La.)	67 76
313	H		Centenary (La.)	73 61
318	A		Paci fi c	65 64

## LAST 10 Division I GAMES:

89	N	Western Ill.	37 50	313	H	Centenary (La.)	73 61
134	H	Oakl and	73 58	126	A	Oral Roberts	56 71
148	H	IUPUI	58 55	157	H	Val parai so	54 69
229	A	UMKC	54 69	258	H	Chi cago St.	55 44
89	A	Western Ill.	55 80	89	H	Western Ill.	47 57

Southern Utah

Southern Utah

Non-Div I Games: Eastern Ore. 76 55 Western St. 64 58

Southern Utah

Loss, Non-Conf, S Site, H Home A Away N Neutral



Average RPI Win:		259	WON-LOST	WINNING	LAST 10	STRENGTH OF	OPP. STRENGTH	TEAM	ADJ.	CONF.	ADJ CONF.
Average RPI Loss:		138	RECORD	PCT. RANK	GAMES	SCHEDULE	OF SCHEDULE	RPI	RPI	RPI	RPI
DIV. I ONLY	9- 18	247	2- 8	300	144	285	284	11	10		
DIV. I NON-CONF.	6- 5	134	0- 0	313	283	255	255	9	9		
TOTALS	RPI 1-25	RPI 26-50	W-L RECORDS	RPI 51-100	RPI 100+						
9- 18	0- 0	0- 2	OVERALL	0- 5	9- 11						
5- 7	0- 0	0- 0	HOME	0- 3	5- 4						
2- 11	0- 0	0- 2	AWAY	0- 2	2- 7						
2- 0	0- 0	0- 0	NEUTRAL	0- 0	2- 0						
6- 5	0- 0	0- 0	NON-CONFERENCE	0- 2	6- 3						
2- 3	0- 0	0- 0	HOME	0- 1	2- 2						
2- 2	0- 0	0- 0	AWAY	0- 1	2- 1						
2- 0	0- 0	0- 0	NEUTRAL	0- 0	2- 0						
3- 13	0- 0	0- 2	CONFERENCE	0- 3	3- 8						
3- 4	0- 0	0- 0	HOME	0- 2	3- 2						
0- 9	0- 0	0- 2	AWAY	0- 1	0- 6						
0- 0	0- 0	0- 0	NEUTRAL	0- 0	0- 0						
RPI S	RPI 1-25	RPI 26-50	RPI 51-100	RPI 101+	Team's RPI: 284						
Opponent	Score	Opponent	Score	Opponent	Score						
26	A Temple	65	74	51	H Xavier	67	76	116	H Richmond	75	72
34	A George Washington	41	62	60	A Charlotte	39	73	130	H Canisius	67	77
				65	H St. Joseph's	43	59	138	A Dayton	63	66
				66	A Pittsburgh	55	68	162	A Duquesne	49	66
				94	H Kent St.	59	81	162	H Duquesne	48	53
								172	A Massachusetts	55	66
								172	H Massachusetts	68	62
								204	A La Salle	66	86
								210	A Rhode Island	60	67
								220	H Michigan	60	68
								231	A Siena	47	72
								233	A Fordham	40	56
								233	H Fordham	51	65
								250	A Navy	57	48
								269	N Cornell	62	52
								280	H St. Louis	71	59
								289	N Albany (N.Y.)	59	49
								308	A St. Francis (Pa.)	59	45
								322	H Niagara	70	64
								323	H Cleveland St.	58	49
LAST 10 Division I GAMES:											
162	A Duquesne	49	66	60	A Charlotte	39	73				
116	H Richmond	75	72	138	A Dayton	63	66				
172	A Massachusetts	55	66	162	H Duquesne	48	53				
210	A Rhode Island	60	67	280	H St. Louis	71	59				
34	A George Washington	41	62	51	H Xavier	67	76				

S  
t  
·  
F  
r  
a  
n  
c  
i  
s  
(  
N  
·  
Y  
·  
)

St. Francis (N. Y.)					Through Games Of Sunday, March 12, 2006						
Average RPI Win:		274	WON-LOST	WINNING	LAST 10	STRENGTH OF	OPP. STRENGTH	TEAM	ADJ.	CONF.	ADJ CONF.
Average RPI Loss:		208	RECORD	PCT. RANK	GAMES	SCHEDULE	OF SCHEDULE	RPI	RPI	RPI	RPI
DIV. I ONLY		5- 22	306	2- 8	318	299	327	326	29	29	
DIV. I NON-CONF.		1- 8	307	0- 0	317	269	326	326	29	29	
<hr/>											
TOTALS		RPI 1-25	RPI 26-50	W-L RECORDS	RPI 51-100	RPI 100+					
5- 22		0- 1	0- 0	OVERALL	0- 2	5- 19					
5- 8		0- 0	0- 0	HOME	0- 1	5- 7					
0- 13		0- 0	0- 0	AWAY	0- 1	0- 12					
0- 1		0- 1	0- 0	NEUTRAL	0- 0	0- 0					
1- 8		0- 1	0- 0	NON-CONFERENCE	0- 0	1- 7					
1- 3		0- 0	0- 0	HOME	0- 0	1- 3					
0- 4		0- 0	0- 0	AWAY	0- 0	0- 4					
0- 1		0- 1	0- 0	NEUTRAL	0- 0	0- 0					
4- 14		0- 0	0- 0	CONFERENCE	0- 2	4- 12					
4- 5		0- 0	0- 0	HOME	0- 1	4- 4					
0- 9		0- 0	0- 0	AWAY	0- 1	0- 8					
0- 0		0- 0	0- 0	NEUTRAL	0- 0	0- 0					
<hr/>											
RPI 1-25			RPI 26-50		RPI 51-100			RPI 101+		Team's RPI: 326	
RPI S	Opponent	Score	RPI S	Opponent	Score	RPI S	Opponent	Score	RPI S	Opponent	Score
25 N	Fl ori da	57 83				95 A	Sacred Heart	51 69	111 A	Qui nni pi ac	50 59
						95 H	Sacred Heart	62 63	111 H	Qui nni pi ac	54 61
									154 A	Robert Morris	60 67
									154 H	Robert Morris	56 70
									196 A	Seton Hall	50 68
									207 H	Mt. St. Mary's	70 83
									224 A	Towson	45 48
									225 A	Monmouth	46 58
									225 H	Monmouth	67 63
									226 A	Long Isl and	31 70
									226 H	Long Isl and	52 64
									228 H	Provi dence	44 66
									232 H	Northeastern	67 52
									247 H	Md. -East. Shore	66 73
									250 H	Navy	48 52
									266 A	Fai rl ei gh Di cki nson	54 62
									276 A	Central Conn. St.	56 58
									276 H	Central Conn. St.	61 52
									303 A	Lafayette	51 56
									308 A	St. Francis (Pa.)	56 60
									308 H	St. Francis (Pa.)	67 58
									319 A	Col umbi a	55 61
									331 A	Wagner	55 63
									331 H	Wagner	71 54
<hr/>											
LAST 10 Div					sion I GAMES:						
225 A	Monmouth	46 58	111 A	Qui nni pi ac	50 59						
308 H	St. Francis (Pa.)	67 58	276 A	Central Conn. St.	56 58						
226 A	Long Isl and	31 70	154 H	Robert Morris	56 70						
331 H	Wagner	71 54	111 H	Qui nni pi ac	54 61						
95 H	Sacred Heart	62 63	226 H	Long Isl and	52 64						

S  
t  
·  
F  
r  
a  
n  
c  
i  
s  
(  
N  
·  
Y  
·  
)

Non-Di v I Games:

St. Francis (N. Y.)

Loss, Non-Conf, S Site, H Home A Away N Neutral

Average RPI Win:		283	WON-LOST	WINNING	LAST 10	STRENGTH OF	OPP. STRENGTH	TEAM	ADJ.	CONF.	ADJ CONF.
Average RPI Loss:		170	RECORD	PCT. RANK	GAMES	SCHEDULE	OF SCHEDULE	RPI	RPI	RPI	RPI
DIV. I ONLY	4- 24	317	1- 9	198	271	308	308	29	29		
DIV. I NON-CONF.	0- 10	322	0- 0	90	73	293	291	29	29		
TOTALS	RPI 1-25	RPI 26-50	W-L RECORDS	RPI 51-100	RPI 100+						
4- 24	0- 1	0- 2	OVERALL	0- 4	4- 17						
2- 9	0- 0	0- 0	HOME	0- 1	2- 8						
2- 14	0- 1	0- 2	AWAY	0- 3	2- 8						
0- 1	0- 0	0- 0	NEUTRAL	0- 0	0- 1						
0- 10	0- 1	0- 2	NON-CONFERENCE	0- 2	0- 5						
0- 2	0- 0	0- 0	HOME	0- 0	0- 2						
0- 7	0- 1	0- 2	AWAY	0- 2	0- 2						
0- 1	0- 0	0- 0	NEUTRAL	0- 0	0- 1						
4- 14	0- 0	0- 0	CONFERENCE	0- 2	4- 12						
2- 7	0- 0	0- 0	HOME	0- 1	2- 6						
2- 7	0- 0	0- 0	AWAY	0- 1	2- 6						
0- 0	0- 0	0- 0	NEUTRAL	0- 0	0- 0						
RPI S	RPI 1-25	Score	RPI S	RPI 26-50	Score	RPI S	RPI 51-100	Score	RPI S	RPI 101+	Team's RPI: 308
15	A DePaul	61 99	36	A Bowling Green	55 77	71	A Cincinnati	39 74	111	H Quinnipiac	51 81
			49	A Louisville	49 90	95	A Sacred Heart	51 64	115	A Loyola (Md.)	57 69
						95	H Sacred Heart	52 89	142	A Oregon	30 80
						96	A Penn St.	43 89	154	A Robert Morris	45 79
									154	H Robert Morris	54 71
									201	H Toledo	59 83
									207	A Mt. St. Mary's	60 64
									207	H Mt. St. Mary's	82 77
									220	N Michigan	52 80
									225	A Monmouth	49 51
									225	H Monmouth	62 72
									226	A Long Island	62 79
									226	H Long Island	50 65
									266	A Fairleigh Dickinson	85 83
									266	H Fairleigh Dickinson	65 75
									276	A Central Conn. St.	66 82
									276	H Central Conn. St.	58 62
									284	H St. Bonaventure	45 59
									326	A St. Francis (N.Y.)	58 67
									326	H St. Francis (N.Y.)	60 56
									331	A Wagner	59 53
LAST 10 Division I GAMES:											
207	H Mt. St. Mary's	82 77	276	H Central Conn. St.	58 62	111	H Quinnipiac	51 81	207	A Mt. St. Mary's	60 64
276	A Central Conn. St.	66 82	266	H Fairleigh Dickinson	65 75	225	H Monmouth	62 72			
326	A St. Francis (N.Y.)	58 67									
226	A Long Island	62 79									
154	H Robert Morris	54 71									

St. Francis (Pa.)

Non-Div I Games:

St. Francis (Pa.)

Loss, 
Non-Conf, S Site, 
H Home
A Away 
N Neutral

S  
t  
·  
J  
o  
h  
n  
·  
s  
(  
N  
·  
Y  
·  
)

St. John's (N. Y.)					Through Games Of Sunday, March 12, 2006						
Average RPI Win:		136	WON-LOST	WINNING	LAST 10	STRENGTH OF	OPP. STRENGTH	TEAM	ADJ.	CONF.	ADJ CONF.
Average RPI Loss:		31	RECORD	PCT. RANK	GAMES	SCHEDULE	OF SCHEDULE	RPI	RPI	RPI	RPI
DIV. I ONLY		21- 7	37	5- 5	77	38	37	37	3	3	
DIV. I NON-CONF.		10- 1	11	1- 1	171	64	37	35	6	6	
<hr/>											
TOTALS		RPI 1-25	RPI 26-50	W-L RECORDS		RPI 51-100	RPI 100+				
21- 7		0- 5	5- 0	OVERALL		6- 3	11- 0				
11- 1		0- 0	5- 0	HOME		3- 1	3- 0				
8- 4		0- 3	0- 0	AWAY		2- 1	6- 0				
3- 3		0- 2	0- 0	NEUTRAL		1- 1	2- 0				
10- 1		0- 2	1- 0	NON-CONFERENCE		3- 0	7- 0				
4- 0		0- 0	1- 0	HOME		1- 0	2- 0				
4- 0		0- 0	0- 0	AWAY		1- 0	3- 0				
3- 2		0- 2	0- 0	NEUTRAL		1- 0	2- 0				
11- 6		0- 3	4- 0	CONFERENCE		3- 3	4- 0				
7- 1		0- 0	4- 0	HOME		2- 1	1- 0				
4- 4		0- 3	0- 0	AWAY		1- 1	3- 0				
0- 1		0- 0	0- 0	NEUTRAL		0- 1	0- 0				
<hr/>											
RPI 1-25			RPI 26-50		Team's RPI: 37	RPI 51-100		RPI 101+			
RPI S	Opponent	Score	RPI S	Opponent	Score	RPI S	Opponent	Score	RPI S	Opponent	Score
3 N	Duke	57 105	27 H	Notre Dame	66 63	57 A	Marquette	57 60	109 N	Wake Forest	69 38
4 A	Connecticut	53 70	40 H	Stony Brook	79 60	57 H	Marquette	59 74	122 A	Army	74 55
8 N	Maryland	74 81	43 H	South Fla.	78 71	64 N	California	78 68	177 A	Georgetown	74 54
9 A	Rutgers	51 61	44 H	Villanova	65 55	66 H	Pittsburgh	72 55	179 A	Syracuse	72 53
15 A	DePaul	67 70	49 H	Louisville	79 63	71 A	Cincinnati	88 80	196 H	Seton Hall	85 54
						76 H	Boston U.	64 53	213 A	Northwestern	95 53
						77 A	Hofstra	71 65	225 A	Monmouth	72 49
						92 H	West Virginia	74 69	228 A	Providence	72 50
						92 N	West Virginia	49 55	266 H	Fairleigh Dickinson	84 65
									311 N	Montana St.	87 71
									322 H	Niagara	67 43
<hr/>											
LAST 10 Division I GAMES:											
8 N Maryland			74 81	15 A DePaul			67 70				
64 N California			78 68	49 H Louisville			79 63				
92 N West Virginia			49 55	57 H Marquette			59 74				
196 H Seton Hall			85 54	43 H South Fla.			78 71				
179 A Syracuse			72 53	9 A Rutgers			51 61				

S  
t  
·  
J  
o  
h  
n  
·  
s  
(  
N  
·  
Y  
·  
)

Non-Div I Games:

St. John's (N.Y.)

Loss, Non-Conf, S Site, H Home A Away N Neutral

Average RPI Win:	162	WON-LOST	WINNING	LAST 10	STRENGTH OF	OPP. STRENGTH	TEAM	ADJ.	CONF.	ADJ CONF.
Average RPI Loss:	69	RECORD	PCT. RANK	GAMES	SCHEDULE	OF SCHEDULE	RPI	RPI	RPI	RPI

DIV. I ONLY	20- 10	68	5- 5	75	94	68	65	11	10
DIV. I NON-CONF.	8- 3	66	0- 1	38	46	28	30	9	9

TOTALS	RPI 1-25	RPI 26-50	W-L RECORDS	RPI 51-100	RPI 100+
20- 10	1- 0	1- 6	OVERALL	2- 3	16- 2
13- 3	1- 0	1- 2	HOME	1- 1	10- 0
6- 7	0- 0	0- 4	AWAY	1- 2	5- 2
1- 0	0- 0	0- 0	NEUTRAL	0- 0	1- 0
8- 3	1- 0	0- 3	NON-CONFERENCE	1- 1	6- 0
4- 1	1- 0	0- 0	HOME	0- 1	3- 0
3- 3	0- 0	0- 3	AWAY	1- 0	2- 0
1- 0	0- 0	0- 0	NEUTRAL	0- 0	1- 0
12- 7	0- 0	1- 3	CONFERENCE	1- 2	10- 2
9- 2	0- 0	1- 2	HOME	1- 0	7- 0
3- 5	0- 0	0- 1	AWAY	0- 2	3- 2
0- 0	0- 0	0- 0	NEUTRAL	0- 0	0- 0

RPI	S	Opponent	Score
11	H	North Carolina St.	54 52

RPI	S	Opponent	Score
26	A	Temple	53 59
26	H	Temple	65 64
29	A	Hartford	59 65
34	H	George Washington	56 64
34	H	George Washington	51 53
41	A	Virginia	42 48
44	A	Villanova	55 64

RPI	S	Opponent	Score
51	A	Xavier	52 63
51	H	Xavier	70 67
54	A	Kansas St.	78 68
60	A	Charlotte	50 81
67	H	Delaware	48 49

RPI	S	Opponent	Score
103	H	Princeton	58 46
114	H	Iona	52 50
116	A	Richmond	76 56
124	A	Bucknell	59 55
138	H	Dayton	66 65
162	H	Duquesne	55 47
167	N	Houston	69 45
172	A	Massachusetts	53 63
196	H	Seton Hall	72 48
204	A	La Salle	50 65
204	H	La Salle	61 55
210	H	Rhode Island	75 47
233	A	Fordham	45 40
233	H	Fordham	70 57
233	H	Fordham	54 43
280	H	St. Louis	69 50
284	A	St. Bonaventure	59 43
304	A	Penn	70 57

## LAST 10 Division I GAMES:

41	A	Virginia	42 48
34	H	George Washington	51 53
51	H	Xavier	70 67
233	H	Fordham	54 43
116	A	Richmond	76 56
51	A	Xavier	52 63
204	H	La Salle	61 55
26	A	Temple	53 59
138	H	Dayton	66 65
172	A	Massachusetts	53 63

Non-Div I Games:

St. Joseph's

■ Loss, 
 ■ Non-Conf, S Site, 
 ■ Home 
 ■ Away 
 N Neutral

Average RPI Win:		223	WON-LOST		WINNING	LAST 10	STRENGTH OF		OPP. STRENGTH	TEAM	ADJ.	CONF.	ADJ CONF.		
Average RPI Loss:		142	RECORD		PCT. RANK	GAMES	SCHEDULE		OF SCHEDULE	RPI	RPI	RPI	RPI		
DIV. I ONLY		7- 20	288		3- 7		199		143		278		280	11	10
DIV. I NON-CONF.		3- 8	267		0- 0		294		272		304		305	9	9
TOTALS		RPI 1-25	RPI 26-50		W-L RECORDS		RPI 51-100		RPI 100+						
7- 20		0- 0	0- 2		OVERALL		0- 6		7- 12						
7- 7		0- 0	0- 1		HOME		0- 2		7- 4						
0- 12		0- 0	0- 1		AWAY		0- 4		0- 7						
0- 1		0- 0	0- 0		NEUTRAL		0- 0		0- 1						
3- 8		0- 0	0- 0		NON-CONFERENCE		0- 2		3- 6						
3- 3		0- 0	0- 0		HOME		0- 1		3- 2						
0- 4		0- 0	0- 0		AWAY		0- 1		0- 3						
0- 1		0- 0	0- 0		NEUTRAL		0- 0		0- 1						
4- 12		0- 0	0- 2		CONFERENCE		0- 4		4- 6						
4- 4		0- 0	0- 1		HOME		0- 1		4- 2						
0- 8		0- 0	0- 1		AWAY		0- 3		0- 4						
0- 0		0- 0	0- 0		NEUTRAL		0- 0		0- 0						
RPI 1-25		RPI 26-50		RPI 51-100		RPI 101+		Team's RPI: 280							
RPI S	Opponent	Score	RPI S	Opponent	Score	RPI S	Opponent	Score	RPI S	Opponent	Score				
26	H Temple	43 62	51	A Xavier	61 77	116	H Richmond	65 71							
34	A George Washi ngton	46 84	60	A Charlotte	58 65	138	A Dayton	73 95							
			60	H Charlotte	57 86	138	H Dayton	67 72							
			65	A St. Joseph's	50 69	151	N Illinois	40 75							
			72	A Eastern Mi ch.	59 67	162	A Duquesne	66 67							
			89	H Western Ill.	44 57	162	H Duquesne	59 54							
						172	H Massachusetts	61 57							
						183	H Weber St.	60 70							
						189	A Central Mi ch.	55 65							
						193	H Southern Ill.	63 61							
						204	H La Salle	70 60							
						210	H Rhode Isl and	72 59							
						221	A Bradl ey	65 77							
						233	A Fordham	58 70							
						274	A Youngstown St.	71 80							
						284	A St. Bonaventure	59 71							
						293	H Mi ami (Ohi o)	55 62							
						302	H Utah St.	75 61							
						317	H Yale	65 50							
LAST 10 Di v i s i o n I GAMES:															
233	A Fordham	58 70	26	H Temple	43 62										
172	H Massachusetts	61 57	34	A George Washington	46 84										
60	A Charlotte	58 65	204	H La Salle	70 60										
138	H Dayton	67 72	284	A St. Bonaventure	59 71										
210	H Rhode Isl and	72 59	162	A Duquesne	66 67										

Non-Div I Games:

St. Louis

Loss, 
Non-Conf, S Site, 
H Home
A Away 
N Neutral

St. Mary's (Conf.)					Final Four Games of Sunday, March 12, 2000					
Average RPI Win:	232	WON-LOST	WINNING	LAST 10	STRENGTH OF	OPP. STRENGTH	TEAM	ADJ.	CONF.	ADJ CONF.
Average RPI Loss:	179	RECORD	PCT. RANK	GAMES	SCHEDULE	OF SCHEDULE	RPI	RPI	RPI	RPI
DIV. I ONLY	12- 16	200	4- 6	288	252	253	253	24	24	
DIV. I NON-CONF.	5- 8	210	0- 0	233	251	244	245	21	21	

TOTALS	RPI 1-25	RPI 26-50	W-L RECORDS	RPI 51-100	RPI 100+
12- 16	0- 0	0- 0	OVERALL	0- 0	12- 16
8- 6	0- 0	0- 0	HOME	0- 0	8- 6
4- 9	0- 0	0- 0	AWAY	0- 0	4- 9
0- 1	0- 0	0- 0	NEUTRAL	0- 0	0- 1
5- 8	0- 0	0- 0	NON-CONFERENCE	0- 0	5- 8
4- 3	0- 0	0- 0	HOME	0- 0	4- 3
1- 5	0- 0	0- 0	AWAY	0- 0	1- 5
0- 0	0- 0	0- 0	NEUTRAL	0- 0	0- 0
7- 8	0- 0	0- 0	CONFERENCE	0- 0	7- 8
4- 3	0- 0	0- 0	HOME	0- 0	4- 3
3- 4	0- 0	0- 0	AWAY	0- 0	3- 4
0- 1	0- 0	0- 0	NEUTRAL	0- 0	0- 1

[illegible]

### Non-Div l Games:

St. Mary's (Cal.)

Loss, Non-Conf, S Site, H Home A Away N Neutral

S  
t  
.  
M  
a  
r  
y  
,  
s  
(  
C  
a  
l  
.  
)

Average RPI Win: 238

WON-LOST

WINNING

LAST 10

STRENGTH OF

OPP. STRENGTH

TEAM

ADJ.

CONF.

ADJ CONF.

Average RPI Loss: 151

RECORD

PCT. RANK

GAMES

SCHEDULE

OF SCHEDULE

RPI

RPI

RPI

RPI

DIV. I ONLY

13- 15

183

6- 4

261

240

215

218

19

19

DIV. I NON-CONF.

4- 5

183

0- 0

142

212

175

177

19

19

TOTALS

RPI 1-25

RPI 26-50

W-L RECORDS

RPI 51-100

RPI 100+

13- 15

0- 0

0- 1

OVERALL

1- 3

12- 11

9- 5

0- 0

0- 0

HOME

1- 1

8- 4

4- 9

0- 0

0- 1

AWAY

0- 2

4- 6

0- 1

0- 0

0- 0

NEUTRAL

0- 0

0- 1

4- 5

0- 0

0- 1

NON-CONFERENCE

0- 2

4- 2

3- 2

0- 0

0- 0

HOME

0- 1

3- 1

1- 3

0- 0

0- 1

AWAY

0- 1

1- 1

0- 0

0- 0

0- 0

NEUTRAL

0- 0

0- 0

9- 10

0- 0

0- 0

CONFERENCE

1- 1

8- 9

6- 3

0- 0

0- 0

HOME

1- 0

5- 3

3- 6

0- 0

0- 0

AWAY

0- 1

3- 5

0- 1

0- 0

0- 0

NEUTRAL

0- 0

0- 1

RPI 1-25

RPI 26-50

RPI 51-100

RPI 101+

Team's RPI: 218

RPI S Opponent Score

RPI S Opponent Score

RPI S Opponent Score

RPI S Opponent Score

31 A Texas A&amp;M 36 77

54 H Kansas St. 64 72

114 A Iona 71 73

70 A Mari st 43 60

114 H Iona 57 72

70 H Mari st 84 74

115 A Loyol a (Md.) 54 69

95 A Sacred Heart 54 82

115 H Loyol a (Md.) 60 57

130 A Cani si us 65 72

130 H Cani si us 57 65

152 A Hol y Cross 56 65

196 A Seton Hal l 75 59

216 A Manhattan 65 60

216 H Manhattan 63 49

225 H Monmouth 71 72

228 H Provi dence 54 46

231 A Si ena 68 76

231 H Si ena 59 44

240 H Howard 75 67

242 A Fai rfi el d 64 69

242 H Fai rfi el d 65 73

305 H Ameri can 68 54

315 A Ri der 81 65

315 H Ri der 67 53

322 A Ni agara 64 46

322 H Ni agara 76 61

322 N Ni agara 59 65

LAST 10 Div si on I GAMES:

322 N Ni agara 59 65

315 A Ri der 81 65

231 H Si ena 59 44

322 H Ni agara 76 61

216 H Manhattan 63 49

114 A Iona 71 73

322 A Ni agara 64 46

315 H Ri der 67 53

130 A Cani si us 65 72

231 A Si ena 68 76

S  
t  
P  
e  
t  
e  
r  
''  
sS  
t  
P  
e  
t  
e  
r  
''  
s

Non-Di v I Games:

St. Peter's

Loss, Non-Conf, S Site, H Home A Away N Neutral



Average RPI Win: 107

Average RPI Loss: 25

WON-LOST  
RECORDWINNING  
PCT. RANKLAST 10  
GAMESSTRENGTH OF  
SCHEDULEOPP. STRENGTH  
OF SCHEDULETEAM  
RPIADJ.  
RPICONF.  
RPIADJ CONF.  
RPI

DIV. I ONLY

23- 7

31

8- 2

40

22

20

19

5

5

DIV. I NON-CONF.

6- 3

88

3- 1

36

29

44

45

3

4

TOTALS

RPI 1-25

RPI 26-50

W-L RECORDS

RPI 51-100

RPI 100+

23- 7

3- 5

5- 2

OVERALL

6- 1

12- 0

12- 1

2- 1

2- 0

HOME

3- 0

5- 0

8- 5

0- 2

1- 2

AWAY

2- 1

5- 0

6- 2

1- 2

2- 0

NEUTRAL

1- 0

2- 0

6- 3

1- 2

1- 1

NON-CONFERENCE

4- 1

3- 0

3- 1

0- 1

0- 0

HOME

2- 0

1- 0

2- 2

0- 0

0- 1

AWAY

1- 1

1- 0

4- 1

1- 1

1- 0

NEUTRAL

1- 0

1- 0

17- 4

2- 3

4- 1

CONFERENCE

2- 0

9- 0

9- 0

2- 0

2- 0

HOME

1- 0

4- 0

6- 3

0- 2

1- 1

AWAY

1- 0

4- 0

2- 1

0- 1

1- 0

NEUTRAL

0- 0

1- 0

RPI 1-25

Team's RPI: 19

RPI 26-50

RPI 51-100

RPI 101+

RPI S Opponent

Score

RPI S Opponent

Score

RPI S Opponent

Score

RPI S Opponent

Score

2 H Tennessee 67 74  
 5 N Oklahoma 88 74  
 6 N LSU 59 62  
 13 A Arizona St. 59 62  
 13 H Arizona St. 84 78  
 22 A UCLA 80 90  
 22 H UCLA 91 68  
 22 N UCLA 76 85

30 N Florida St. 88 70  
 32 A Boston College 69 77  
 46 A Southern 78 69  
 Cal i forni a  
 46 H Southern 77 56  
 Cal i forni a  
 46 N Southern 73 44  
 Cal i forni a  
 47 A Washi ngton 72 77  
 47 H Washi ngton 100 69

53 A Minnesota 77 84  
 63 A Texas Tech 66 63  
 64 A Cal i forni a 55 46  
 64 H Cal i forni a 87 75  
 84 H Rice 83 53  
 86 H Fresno St. 89 67  
 90 N Southeast Mo. St. 72 45

108 A Oregon St. 80 60  
 108 H Oregon St. 87 54  
 142 A Oregon 76 64  
 142 H Oregon 79 58  
 149 H UC Santa Barb. 81 47  
 166 A Arizona 87 76  
 166 H Arizona 82 51  
 166 N Arizona 77 50  
 191 A Washington St. 76 56  
 191 H Washington St. 78 47  
 226 N Long Island 69 28  
 318 A Paci fi c 109 58

LAST 10 Division I GAMES:

6 N LSU 59 62  
 5 N Oklahoma 88 74  
 30 N Florida St. 88 70  
 90 N Southeast Mo. St. 72 45  
 22 N UCLA 76 85  
 46 N Southern Cal i forni a 73 44  
 166 N Arizona 77 50  
 191 H Washington St. 78 47  
 47 H Washi ngton 100 69  
 166 A Arizona 87 76

Stanford

Stanford

Non-Div I Games:

Stanford

Loss, Non-Conf, S Site, H Home A Away N Neutral

Average RPI Win:	203	WON-LOST	WINNING	LAST 10	STRENGTH OF	OPP. STRENGTH	TEAM	ADJ.	CONF.	ADJ CONF.
Average RPI Loss:	90	RECORD	PCT. RANK	GAMES	SCHEDULE	OF SCHEDULE	RPI	RPI	RPI	RPI

DIV. I ONLY	23- 7	31	8- 2	114	188	69	69	20	20
DIV. I NON-CONF.	6- 5	134	0- 1	69	98	93	92	24	24

TOTALS	RPI 1-25	RPI 26-50	W-L RECORDS	RPI 51-100	RPI 100+
23- 7	0- 1	0- 2	OVERALL	1- 2	22- 3
14- 0	0- 0	0- 0	HOME	0- 0	14- 0
8- 6	0- 0	0- 1	AWAY	0- 2	8- 3
1- 2	0- 1	0- 1	NEUTRAL	1- 0	0- 0
6- 5	0- 1	0- 2	NON-CONFERENCE	1- 2	5- 1
3- 0	0- 0	0- 0	HOME	0- 0	3- 0
2- 4	0- 0	0- 1	AWAY	0- 2	2- 1
1- 2	0- 1	0- 1	NEUTRAL	1- 0	0- 0
17- 2	0- 0	0- 0	CONFERENCE	0- 0	17- 2
11- 0	0- 0	0- 0	HOME	0- 0	11- 0
6- 2	0- 0	0- 0	AWAY	0- 0	6- 2
0- 0	0- 0	0- 0	NEUTRAL	0- 0	0- 0

RPI 1-25				RPI 26-50				RPI 51-100				RPI 101+			
RPI	S	Opponent	Score	RPI	S	Opponent	Score	RPI	S	Opponent	Score	RPI	S	Opponent	Score
13	N	Ari zona St.	61 80	35	N	Chattanooga	69 78	52	A	Texas	56 77	106	A	North Texas	65 71
				48	A	Tul sa	66 73	56	A	UNLV	66 72	113	A	UTSA	48 66
								85	N	Hi gh Poi nt	82 81	113	H	UTSA	77 68
												113	H	UTSA	56 48
												119	A	Texas-Arl ington	39 35
												132	A	Air Force	67 63
												137	A	La. -Monroe	65 62
												137	H	La. -Monroe	61 53
												137	H	La. -Monroe	72 71
												145	H	Ark. -Li ttle Rock	80 45
												211	A	Texas St.	60 54
												211	H	Texas St.	82 49
												214	H	Jackson St.	85 67
												222	A	McNeese St.	69 63
												222	H	McNeese St.	88 63
												241	A	Lamar	80 58
												241	H	Lamar	86 60
												241	H	Lamar	54 53
												272	A	Northwestern St.	85 69
												277	H	Al corn St.	82 58
												291	H	Southeastern La.	83 48
												292	H	Sam Houston St.	84 45
												295	A	Ni chol ls St.	67 68
												295	H	Ni chol ls St.	80 59
												313	A	Centenary (La.)	95 86
LAST 10 Division I GAMES:															
13	N	Ari zona St.	61 80	137	A	La. -Monroe	65 62								
113	H	UTSA	56 48	211	A	Texas St.	60 54								
137	H	La. -Monroe	72 71	113	H	UTSA	77 68								
241	H	Lamar	54 53	222	H	McNeese St.	88 63								
292	H	Sam Houston St.	84 45	295	A	Ni chol ls St.	67 68								

Non-Div I Games:

Stephen F. Austin

■ Loss, 
 ■ Non-Conf, S Site, 
 ■ Home 
 ■ Away 
 N Neutral

[illegible]

### Non-Div l Games:

Stetson

Loss, Non-Conf, S Site, H Home A Away N Neutral

Average RPI Win: 149										WON-LOST RECORD		WINNING PCT. RANK		LAST 10 GAMES		STRENGTH OF SCHEDULE		OPP. STRENGTH OF SCHEDULE		TEAM RPI		ADJ. RPI		CONF. RPI		ADJ. CONF. RPI			
Average RPI Loss: 77																													
DIV. I ONLY										20- 9		60		7- 3		24		133		39		40		10		11			
DIV. I NON-CONF.										7- 4		101		0- 1		5		139		14		14		12		13			
TOTALS										RPI 1-25		RPI 26-50		W-L RECORDS		RPI 51-100				RPI 100+									
20- 9										0- 1		2- 3		OVERALL		3- 3				15- 3									
11- 2										0- 1		2- 0		HOME		2- 0				7- 1									
7- 6										0- 0		0- 3		AWAY		0- 2				7- 2									
2- 1										0- 0		0- 0		NEUTRAL		1- 1				1- 0									
7- 4										0- 1		1- 2		NON-CONFERENCE		2- 1				4- 1									
4- 1										0- 1		1- 0		HOME		1- 0				2- 0									
2- 4										0- 0		0- 2		AWAY		0- 1				2- 1									
1- 0										0- 0		0- 0		NEUTRAL		1- 0				0- 0									
13- 5										0- 0		1- 1		CONFERENCE		1- 2				11- 2									
7- 1										0- 0		1- 0		HOME		1- 0				5- 1									
5- 3										0- 0		0- 1		AWAY		0- 1				5- 1									
1- 1										0- 0		0- 0		NEUTRAL		0- 1				1- 0									
RPI 1-25										RPI 26-50		Team's RPI: 40		RPI 51-100		RPI 101+													
RPI S Opponent Score										RPI S Opponent Score				RPI S Opponent Score				RPI S Opponent Score											
21 H Bri gham Young 54 77										26 H Tem pl e 58 56		75 H Dartmouth 71 64		111 A Qui nni pi ac 87 61															
										29 A Hartford 64 82		76 A Boston U. 64 72		112 A Bi nghamton 64 65															
										29 H Hartford 67 54		76 H Boston U. 72 54		112 H Bi nghamton 68 53															
										34 A George Washi ngton 55 77		76 N Boston U. 74 76		124 A Bucknel l 65 56															
										37 A St. John' s (N. Y. ) 60 79		77 A Hofstra 65 92		124 H Bucknel l 81 72															
												78 N Arkansas St. 79 74		126 H Del aware St. 70 59															
														133 A Brown 62 71															
														160 A New Hampshi re 72 69															
														160 H New Hampshi re 62 56															
														174 A UMBC 62 46															
														174 H UMBC 48 70															
														199 A Vermont 81 74															
														199 H Vermont 67 57															
														199 N Vermont 59 52															
														219 A Mai ne 84 70															
														219 H Mai ne 65 49															
														289 A Al bany (N. Y. ) 68 46															
														289 H Al bany (N. Y. ) 80 71															

Stony Brook

S  
t  
o  
n  
y  
B  
r  
o  
o  
k

### Non-Div l Games:

Stony Brook

■ Loss, ■ Non-Conf, S Site, H Home A Away N Neutral

## Syracuse

Average RPI Win:

224

Average RPI Loss:

77

WON-LOST  
RECORDWINNING  
PCT. RANKLAST 10  
GAMES

Through Games Of Sunday, March 12, 2006

STRENGTH OF  
SCHEDULEOPP. STRENGTH  
OF SCHEDULETEAM  
RPIADJ.  
RPICONF.  
RPIADJ CONF.  
RPI

DIV. I ONLY

9- 18

247

2- 8

84

85

179

179

3

3

DIV. I NON-CONF.

7- 4

101

0- 0

235

302

148

153

6

6

TOTALS

RPI 1-25

RPI 26-50

W-L RECORDS

RPI 51-100

RPI 100+

9- 18

0- 3

0- 6

OVERALL

0- 5

9- 4

2- 11

0- 1

0- 3

HOME

0- 4

2- 3

7- 7

0- 2

0- 3

AWAY

0- 1

7- 1

0- 0

0- 0

0- 0

NEUTRAL

0- 0

0- 0

7- 4

0- 0

0- 0

NON-CONFERENCE

0- 1

7- 3

2- 3

0- 0

0- 0

HOME

0- 1

2- 2

5- 1

0- 0

0- 0

AWAY

0- 0

5- 1

0- 0

0- 0

0- 0

NEUTRAL

0- 0

0- 0

2- 14

0- 3

0- 6

CONFERENCE

0- 4

2- 1

0- 8

0- 1

0- 3

HOME

0- 3

0- 1

2- 6

0- 2

0- 3

AWAY

0- 1

2- 0

0- 0

0- 0

0- 0

NEUTRAL

0- 0

0- 0

RPI 1-25

RPI S Opponent



Score

4  Connecticut 36   
 9  Rutgers 43   
 15  DePaul 57 

RPI 26-50

RPI S Opponent











Score

27  Notre Dame 55   
 37  St. John's (N. Y.) 53   
 43  South Fla. 55   
 44  Villanova 55   
 49  Louisville 48   
 49  Louisville 73 

RPI 51-100

RPI S Opponent

Score


















57  Marquette 57   
 66  Pittsburgh 55   
 71  Cincinnati 43   
 92  West Virginia 52   
 95  Sacred Heart 57 

RPI 101+



















Team's RPI: 179

RPI S Opponent

Score

111  Quinnipiac 63   
 112  Binghamton 52   
 130  Canisius 91 73  
 172  Massachusetts 81 76  
 177  Georgetown 51   
 196  Seton Hall 64 56  
 216  Manhattan 65 61  
 228  Providence 77 76  
 245  Buffalo 64 63  
 269  Cornell 70 69  
 270  Colgate 92 56  
 289  Albany (N. Y.) 70 52  
 322  Niagara 45 

LAST 10 Division I GAMES:





15  DePaul 57   
 37  St. John's (N. Y.) 53   
 4  Connecticut 36   
 9  Rutgers 43   
 49  Louisville 48   
 177  Georgetown 51   
 27  Notre Dame 55   
 228  Providence 77 76  
 196  Seton Hall 64 56  
 71  Cincinnati 43 

Syracuse

Syracuse

Non-Div I Games:

Syracuse

 Loss,  Non-Conf, S Site,  Home  Away N Neutral

Average RPI Win:		122	WON-LOST RECORD		WINNING PCT. RANK		LAST 10 GAMES		STRENGTH OF SCHEDULE		OPP. STRENGTH OF SCHEDULE		TEAM RPI		ADJ. RPI		CONF. RPI		ADJ CONF. RPI								
Average RPI Loss:		24																									
DIV. I ONLY		18- 11	93		7- 3		11		23		29		28		6		6										
DIV. I NON-CONF.		6- 5	134		1- 1		11		4		42		44		7		7										
TOTALS		RPI 1-25	RPI 26-50		W-L RECORDS		RPI 51-100		RPI 100+																		
18- 11		2- 8	2- 2		OVERALL		5- 2		10- 0																		
11- 3		1- 3	1- 0		HOME		3- 0		6- 0																		
5- 6		1- 2	0- 2		AWAY		1- 2		3- 0																		
3- 3		0- 3	1- 0		NEUTRAL		1- 0		1- 0																		
6- 5		0- 5	1- 1		NON-CONFERENCE		2- 0		4- 0																		
4- 2		0- 2	0- 0		HOME		1- 0		3- 0																		
1- 2		0- 1	0- 1		AWAY		1- 0		0- 0																		
2- 2		0- 2	1- 0		NEUTRAL		0- 0		1- 0																		
12- 6		2- 3	1- 1		CONFERENCE		3- 2		6- 0																		
7- 1		1- 1	1- 0		HOME		2- 0		3- 0																		
4- 4		1- 1	0- 1		AWAY		0- 2		3- 0																		
1- 1		0- 1	0- 0		NEUTRAL		1- 0		0- 0																		
RPI 1-25		RPI 26-50		Team's RPI: 28		RPI 51-100		RPI 101+																			
RPI S	Opponent			Score		RPI S	Opponent			Score		RPI S	Opponent			Score											
1	N	North Carolina			54	77	31	N	Texas A&M			69	65	56	A	UNLV			50	61	119	H	Texas-Arlington			70	58
3	H	Duke			52	92	33	A	New Mexico			63	87	56	H	UNLV			82	77	132	A	Air Force			84	79
5	A	Oklahoma			63	77	33	H	New Mexico			76	67	61	A	Wyoming			67	68	132	H	Air Force			71	57
9	N	Rutgers			48	82	46	A	Southern Cal i forni a			62	65	61	H	Wyomi ng			67	59	135	H	Long Beach St.			71	68
12	H	Georgi a			51	80							61	N	Wyomi ng			63	55	185	A	Col orado St.			73	63	
17	A	Utah			63	62							78	H	Arkansas St.			91	67	185	H	Col orado St.			83	57	
17	H	Utah			69	56							91	A	Southern Methodi st			79	68	186	N	Mi ssi ssi ppi St.			72	52	
21	A	Bri gham Young			56	73														268	A	San Di ego St.			77	60	
21	H	Bri gham Young			64	67														268	H	San Di ego St.			80	49	
21	N	Bri gham Young			53	63														269	H	Cornel l			74	52	
LAST 10 Division I GAMES:																											
	9	N	Rutgers			48	82	17	A	Utah			63	62													
	31	N	Texas A&M			69	65	21	A	Bri gham Young			56	73													
	21	N	Bri gham Young			53	63	185	H	Col orado St.			83	57													
	61	N	Wyomi ng			63	55	268	H	San Di ego St.			80	49													
	56	H	UNLV			82	77	132	A	Ai r Force			84	79													

TCU

Non-Div I Games:

TCU

■ Loss, 
 ■ Non-Conf, 
 ■ S Site, 
 ■ H Home 
 ■ A Away 
 N Neutral

ADJ CONF.  
RPI

DI V. I ONLY		24- 7	30	7- 3	67	83	35	26	11	10	
DI V. I NON-CONF.		9- 3	62	0- 1	55	19	30	26	9	9	
TOTALS		RPI 1-25	RPI 26-50	W-L RECORDS		RPI 51-100	RPI 100+				
24- 7		2- 2	2- 4	OVERALL		3- 1	17- 1				
10- 3		1- 2	1- 1	HOME		2- 0	6- 0				
10- 4		1- 0	0- 2	AWAY		1- 1	8- 1				
4- 1		0- 0	1- 1	NEUTRAL		0- 0	3- 0				
9- 3		2- 2	1- 2	NON-CONFERENCE		0- 0	6- 0				
3- 2		1- 2	1- 0	HOME		0- 0	1- 0				
5- 1		1- 0	0- 1	AWAY		0- 0	4- 0				
1- 1		0- 0	0- 1	NEUTRAL		0- 0	1- 0				
15- 4		0- 0	1- 2	CONFERENCE		3- 1	11- 1				
7- 1		0- 0	0- 1	HOME		2- 0	5- 0				
5- 3		0- 0	0- 1	AWAY		1- 1	4- 1				
3- 0		0- 0	1- 0	NEUTRAL		0- 0	2- 0				
RPI 1-25		RPI 26-50		Team's RPI: 26	RPI 51-100		RPI 101+				
RPI S	Opponent	Score	RPI S	Opponent	Score	RPI S	Opponent	Score	RPI S	Opponent	Score
2	H Tennessee	50 75	29	N Hartford	58 64	51	A Xavi er	67 62	116	A Ri chmond	54 56
9	A Rutgers	48 47	34	A George Washi ngton	41 58	60	H Char lotte	77 69	116	H Ri chmond	65 46
12	H Georgi a	69 66	34	H George Washi ngton	50 55	65	A St. Joseph' s	64 65	120	H Drexel	66 54
25	H Fl ori da	55 58	34	N George Washi ngton	59 54	65	H St. Joseph' s	59 53	138	A Dayton	70 36
			40	A Stony Brook	56 58				138	N Dayton	70 55
			44	H Vi l l anova	52 43				142	A Oregon	51 46
									162	H Duquesne	79 44
									162	N Duquesne	76 63
									172	H Massachusetts	85 50
									204	A La Salle	66 64
									210	A Rhode Isl and	91 79
									220	N Mi chi gan	65 48
									233	H Fordham	61 47
									247	A Md. -East. Shore	60 53
									280	A St. Loui s	62 43
									284	H St. Bonaventure	74 65
									298	A Hampton	81 38
									304	A Penn	72 53
LAST 10 Di v					si on I GAMES:						
29 N Hartford 58 64					34 H George Washi ngton 50 55						
34 N George Washi ngton 59 54					138 A Dayton 70 36						
162 N Duquesne 76 63					65 H St. Joseph' s 59 53						
138 N Dayton 70 55					116 A Ri chmond 54 56						
210 A Rhode Isl and 91 79					280 A St. Loui s 62 43						

Templ e

Average RPI Win: 261		WON-LOST	WINNING	LAST 10	STRENGTH OF	OPP. STRENGTH	TEAM	ADJ.	CONF.	ADJ CONF.
Average RPI Loss: 163		RECORD	PCT. RANK	GAMES	SCHEDULE	OF SCHEDULE	RPI	RPI	RPI	RPI
DIV. I ONLY	7- 19	285	3- 7	281	215	298	296	22	22	
DIV. I NON-CONF.	1- 5	295	0- 0	276	78	311	310	23	22	
TOTALS	RPI 1-25	RPI 26-50	W-L RECORDS	RPI 51-100	RPI 100+					
7- 19	0- 1	0- 1	OVERALL	0- 4	7- 13					
6- 6	0- 1	0- 0	HOME	0- 2	6- 3					
1- 12	0- 0	0- 1	AWAY	0- 2	1- 9					
0- 1	0- 0	0- 0	NEUTRAL	0- 0	0- 1					
1- 5	0- 1	0- 1	NON-CONFERENCE	0- 0	1- 3					
1- 1	0- 1	0- 0	HOME	0- 0	1- 0					
0- 3	0- 0	0- 1	AWAY	0- 0	0- 2					
0- 1	0- 0	0- 0	NEUTRAL	0- 0	0- 1					
6- 14	0- 0	0- 0	CONFERENCE	0- 4	6- 10					
5- 5	0- 0	0- 0	HOME	0- 2	5- 3					
1- 9	0- 0	0- 0	AWAY	0- 2	1- 7					
0- 0	0- 0	0- 0	NEUTRAL	0- 0	0- 0					
RPI S Opponent	RPI 1-25	Score	RPI S Opponent	RPI 26-50	Score	RPI S Opponent	RPI 51-100	Score	RPI S Opponent	RPI 101+ Team's RPI: 296
12 H Georgi a		47 81	43 A South Fla.		44 78	81 A Tennessee Tech		43 66	105 A Samford	50 59
						81 H Tennessee Tech		41 48	105 H Samford	58 50
						90 A Southeast Mo. St.		52 67	138 A Dayton	62 76
						90 H Southeast Mo. St.		49 54	171 A Austin Peay	59 62
									171 H Austin Peay	49 61
									204 N La Salle	55 72
									206 A Morehead St.	52 62
									206 H Morehead St.	48 58
									212 A Murray St.	45 58
									212 H Murray St.	64 83
									246 A Eastern Ky.	58 60
									246 H Eastern Ky.	58 49
									257 A Eastern Ill.	58 67
									257 H Eastern Ill.	70 64
									264 A Jacksonville St.	55 84
									264 H Jacksonville St.	74 66
									300 H IPFW	69 60
									309 A Memphis	50 73
									329 A Tennessee St.	62 56
									329 H Tennessee St.	51 48
LAST 10 Division I GAMES:										
212 A Murray St.		45 58	329 H Tennessee St.		51 48					
90 H Southeast Mo. St.		49 54	90 A Southeast Mo. St.		52 67					
81 A Tennessee Tech		43 66	81 H Tennessee Tech		41 48					
206 A Morehead St.		52 62	246 H Eastern Ky.		58 49					
257 H Eastern Ill.		70 64	264 A Jacksonville St.		55 84					

Non-Div I Games: Ky. Wesleyan 75 63

Tenn. -Martin





Average RPI Win:		0	WON-LOST	WINNING	LAST 10	STRENGTH OF	OPP. STRENGTH	TEAM	ADJ.	CONF.	ADJ CONF.
Average RPI Loss:		187	RECORD	PCT. RANK	GAMES	SCHEDULE	OF SCHEDULE	RPI	RPI	RPI	RPI
DIV. I ONLY	0- 27	332	0- 10	239	267	329	329	22	22		
DIV. I NON-CONF.	0- 7	322	0- 0	157	265	320	320	23	22		
TOTALS	RPI 1-25	RPI 26-50	W-L RECORDS	RPI 51-100	RPI 100+						
0- 27	0- 1	0- 0	OVERALL	0- 5	0- 21						
0- 10	0- 0	0- 0	HOME	0- 2	0- 8						
0- 16	0- 1	0- 0	AWAY	0- 3	0- 12						
0- 1	0- 0	0- 0	NEUTRAL	0- 0	0- 1						
0- 7	0- 1	0- 0	NON-CONFERENCE	0- 1	0- 5						
0- 0	0- 0	0- 0	HOME	0- 0	0- 0						
0- 6	0- 1	0- 0	AWAY	0- 1	0- 4						
0- 1	0- 0	0- 0	NEUTRAL	0- 0	0- 1						
0- 20	0- 0	0- 0	CONFERENCE	0- 4	0- 16						
0- 10	0- 0	0- 0	HOME	0- 2	0- 8						
0- 10	0- 0	0- 0	AWAY	0- 2	0- 8						
0- 0	0- 0	0- 0	NEUTRAL	0- 0	0- 0						
RPI S	RPI 1-25	Score	RPI S	RPI 26-50	Score	RPI S	RPI 51-100	Score	RPI S	RPI 101+	Team's RPI: 329
23	A Kentucky	45 105				81	A Tennessee Tech	53 79	105	A Samford	42 67
						81	H Tennessee Tech	58 71	105	H Samford	53 64
						82	A Mississippi	50 90	125	A Belmont	54 75
						90	A Southeast Mo. St.	53 71	171	A Austin Peay	68 83
						90	H Southeast Mo. St.	35 78	171	H Austin Peay	55 80
									184	A Marshall	57 81
									206	A Morehead St.	58 70
									206	H Morehead St.	50 64
									208	A Winthrop	55 60
									212	A Murray St.	46 96
									212	H Murray St.	81 96
									246	A Eastern Ky.	68 78
									246	H Eastern Ky.	63 68
									257	A Eastern Ill.	68 106
									257	H Eastern Ill.	62 77
									263	N Ohio	69 74
									264	A Jacksonville St.	61 75
									264	H Jacksonville St.	47 82
									296	A Tenn. -Martin	48 51
									296	H Tenn. -Martin	56 62
									316	A Ark. -Pine Bluff	65 69
LAST 10 Division I GAMES:											
246	A Eastern Ky.	68 78	296	A Tenn. -Martin	48 51						
206	A Morehead St.	58 70	171	A Austin Peay	68 83						
212	H Murray St.	81 96	105	H Samford	53 64						
171	H Austin Peay	55 80	264	H Jacksonville St.	47 82						
81	H Tennessee Tech	58 71	81	A Tennessee Tech	53 79						

Tennessee St.

Non-Div I Games:

Tennessee St.

Loss, 
Non-Conf, S Site, 
H Home
A Away 
N Neutral



Average RPI Win:	221	WON-LOST	WINNING	LAST 10	STRENGTH OF	OPP. STRENGTH	TEAM	ADJ.	CONF.	ADJ CONF.
Average RPI Loss:	117	RECORD	PCT. RANK	GAMES	SCHEDULE	OF SCHEDULE	RPI	RPI	RPI	RPI

DIV. I ONLY	14- 12	139	6- 4	192	142	159	159	31	31
DIV. I NON-CONF.	7- 7	148	0- 0	25	24	75	73	28	28

TOTALS	RPI 1-25	RPI 26-50	W-L RECORDS	RPI 51-100	RPI 100+
14- 12	0- 3	0- 1	OVERALL	3- 2	11- 6
7- 3	0- 0	0- 1	HOME	1- 0	6- 2
6- 7	0- 2	0- 0	AWAY	2- 1	4- 4
1- 2	0- 1	0- 0	NEUTRAL	0- 1	1- 0
7- 7	0- 3	0- 1	NON-CONFERENCE	3- 2	4- 1
4- 1	0- 0	0- 1	HOME	1- 0	3- 0
2- 4	0- 2	0- 0	AWAY	2- 1	0- 1
1- 2	0- 1	0- 0	NEUTRAL	0- 1	1- 0
7- 5	0- 0	0- 0	CONFERENCE	0- 0	7- 5
3- 2	0- 0	0- 0	HOME	0- 0	3- 2
4- 3	0- 0	0- 0	AWAY	0- 0	4- 3
0- 0	0- 0	0- 0	NEUTRAL	0- 0	0- 0

RPI S	RPI 1-25	Score	RPI S	RPI 26-50	Score	RPI S	RPI 51-100	Score	RPI S	RPI 101+	Team's RPI: 159
6 N	LSU	45 <b>74</b>	38 H	Vanderbilt	51 <b>65</b>	52 A	Texas	65 <b>77</b>	104 A	Northern Ariz.	47 <b>72</b>
10 A	Baylor	64 <b>92</b>				80 N	Nebraska	64 <b>76</b>	113 H	UTSA	56 44
16 A	Virginia Tech	64 <b>76</b>				92 A	West Virginia	70 69	123 A	South Dakota St.	45 <b>68</b>
						94 H	Kent St.	68 48	123 H	South Dakota St.	48 <b>71</b>
						99 A	Drake	65 56	184 N	Marshall	69 48
									241 H	Lamar	80 61
									248 H	Birmingham-So.	68 58
									249 A	Northern Colo.	70 58
									249 H	Northern Colo.	62 <b>63</b>
									259 A	Longwood	70 56
									286 A	North Dakota St.	62 55
									286 H	North Dakota St.	59 36
									300 A	IPFW	67 <b>71</b>
									300 H	IPFW	64 56
									301 A	Utah Valley St.	78 <b>91</b>
									320 A	Tex. -Pan American	56 41
									320 H	Tex. -Pan American	61 49
LAST 10 Division I GAMES:											
300 A	IPFW	67 <b>71</b>	123 H	South Dakota St.	48 <b>71</b>						
259 A	Longwood	70 56	286 H	North Dakota St.	59 36						
320 H	Tex. -Pan American	61 49	300 H	IPFW	64 56						
249 A	Northern Colo.	70 58	249 H	Northern Colo.	62 <b>63</b>						
301 A	Utah Valley St.	78 <b>91</b>	286 A	North Dakota St.	62 55						

Non-Div I Games: Tex. A&M-Commerc65 63      Huston-Tillotson88 38      Tex. A&M-Corp. Chris

Tex. A&M-Corp. Chris

Tex. A&M-Corp. Chris

TEXAS PAN AMERICAN				THROUGH GAMES OF SUNDAY, MARCH 12, 2000							
Average RPI Win: 313		WON-LOST	WINNING	LAST 10	STRENGTH OF	OPP. STRENGTH	TEAM	ADJ.	CONF.	ADJ CONF.	
Average RPI Loss: 181		RECORD	PCT. RANK	GAMES	SCHEDULE	OF SCHEDULE	RPI	RPI	RPI	RPI	
DIV. I ONLY		4- 21	312	2- 7	283	294	322	320	31	31	
DIV. I NON-CONF.		2- 14	303	0- 2	199	309	310	311	28	28	

TOTALS	RPI 1-25	RPI 26-50	W-L RECORDS	RPI 51-100	RPI 100+
4- 21	0- 0	0- 0	OVERALL	0- 2	4- 19
3- 5	0- 0	0- 0	HOME	0- 0	3- 5
0- 14	0- 0	0- 0	AWAY	0- 2	0- 12
1- 2	0- 0	0- 0	NEUTRAL	0- 0	1- 2
2- 14	0- 0	0- 0	NON-CONFERENCE	0- 2	2- 12
1- 2	0- 0	0- 0	HOME	0- 0	1- 2
0- 10	0- 0	0- 0	AWAY	0- 2	0- 8
1- 2	0- 0	0- 0	NEUTRAL	0- 0	1- 2
2- 7	0- 0	0- 0	CONFERENCE	0- 0	2- 7
2- 3	0- 0	0- 0	HOME	0- 0	2- 3
0- 4	0- 0	0- 0	AWAY	0- 0	0- 4
0- 0	0- 0	0- 0	NEUTRAL	0- 0	0- 0

[illegible]

Non-Div | Games: Schreiner

92 49

Huston-Tillotson 71 38

Texas A&M Int'l 73 71

Tex. -Pan Ameri can

Loss, Non-Conf, S Site, H Home A Away N Neutral

Page 277

T  
e  
x  
.  
-  
P  
a  
n  
A  
m  
e  
r  
i  
c  
a  
n

T  
e  
x  
.  
-  
P  
a  
n  
A  
m  
e  
r  
i  
c  
a  
n

RPI S      Opponent      Tex. -Pan American  
Score

Through Games Of Sunday, March 12, 2006

Tex. -Pan American

301	A	Utah Valley St.	67	73
-----	---	-----------------	----	----

Average RPI Win: 129  
Average RPI Loss: 30

WON-LOST  
RECORD

WINNING  
PCT. RANK

LAST 10  
GAMES

STRENGTH OF  
SCHEDULE

OPP. STRENGTH  
OF SCHEDULE

TEAM  
RPI

ADJ.  
RPI

CONF.  
RPI

ADJ CONF.  
RPI

DIV. I ONLY  
DIV. I NON-CONF.

13- 15  
6- 5

183  
134

2- 8  
0- 1

6  
4

9  
8

55  
16

52  
16

4  
4

4  
3

TOTALS

RPI 1-25

RPI 26-50

W-L RECORDS

RPI 51-100

RPI 100+

13- 15

0- 8

1- 3

OVERALL

6- 3

6- 1

8- 7

0- 4

0- 2

HOME

4- 1

4- 0

3- 7

0- 4

0- 1

AWAY

1- 1

2- 1

2- 1

0- 0

1- 0

NEUTRAL

1- 1

0- 0

6- 5

0- 4

1- 1

NON-CONFERENCE

2- 0

3- 0

4- 3

0- 2

0- 1

HOME

1- 0

3- 0

0- 2

0- 2

0- 0

AWAY

0- 0

0- 0

2- 0

0- 0

1- 0

NEUTRAL

1- 0

0- 0

7- 10

0- 4

0- 2

CONFERENCE

4- 3

3- 1

4- 4

0- 2

0- 1

HOME

3- 1

1- 0

3- 5

0- 2

0- 1

AWAY

1- 1

2- 1

0- 1

0- 0

0- 0

NEUTRAL

0- 1

0- 0

RPI 1-25

RPI 26-50

RPI 51-100

Team's RPI: 52

RPI 101+

RPI	S	Opponent	Score
2	A	Tennessee	61 102
3	H	Duke	70 84
4	H	Connecticut	58 71
5	A	Oklahoma	57 75
5	H	Oklahoma	54 61
9	A	Rutgers	49 63
10	A	Baylor	48 61
10	H	Baylor	64 72

RPI	S	Opponent	Score
31	A	Texas A&M	67 79
31	H	Texas A&M	53 73
33	H	New Mexico	68 76
34	N	George Washington	59 54

RPI	S	Opponent	Score
54	H	Kansas St.	71 70
63	A	Texas Tech	63 84
63	H	Texas Tech	46 58
68	H	Missouri	63 54
69	H	Stephen F. Austin	77 56
73	H	Iowa St.	80 50
73	N	Iowa St.	68 72
80	A	Nebraska	70 62
93	N	South Carolina	59 55

RPI	S	Opponent	Score
106	H	North Texas	69 49
107	A	Kansas	61 70
159	H	Tex. A&M-Corp. Christi	77 65
200	A	Colorado	69 64
223	A	Oklahoma St.	61 56
223	H	Oklahoma St.	60 46
292	H	Sam Houston St.	83 33

LAST 10 Division I GAMES:

73	N	Iowa St.	68	72	5	H	Oklahoma	54	61
10	H	Baylor	64	72	4	H	Connecticut	58	71
63	H	Texas Tech	46	58	31	H	Texas A&M	53	73
31	A	Texas A&M	67	79	200	A	Colorado	69	64
223	A	Oklahoma St.	61	56	63	A	Texas Tech	63	84

Non-Div I Games:

Texas

Loss, Non-Conf, S Site, H Home A Away N Neutral





Average RPI Win:	279	WON-LOST	WINNING	LAST 10	STRENGTH OF	OPP. STRENGTH	TEAM	ADJ.	CONF.	ADJ CONF.
Average RPI Loss:	244	RECORD	PCT. RANK	GAMES	SCHEDULE	OF SCHEDULE	RPI	RPI	RPI	RPI
DIV. I ONLY	4- 22	314	2- 8	317	332	328	328	32	32	
DIV. I NON-CONF.	1- 7	303	0- 0	297	323	323	323	32	32	

TOTALS	RPI 1-25	RPI 26-50	W-L RECORDS	RPI 51-100	RPI 100+
4- 22	0- 0	0- 0	OVERALL	0- 2	4- 20
3- 8	0- 0	0- 0	HOME	0- 0	3- 8
1- 13	0- 0	0- 0	AWAY	0- 2	1- 11
0- 1	0- 0	0- 0	NEUTRAL	0- 0	0- 1
1- 7	0- 0	0- 0	NON-CONFERENCE	0- 2	1- 5
1- 1	0- 0	0- 0	HOME	0- 0	1- 1
0- 5	0- 0	0- 0	AWAY	0- 2	0- 3
0- 1	0- 0	0- 0	NEUTRAL	0- 0	0- 1
3- 15	0- 0	0- 0	CONFERENCE	0- 0	3- 15
2- 7	0- 0	0- 0	HOME	0- 0	2- 7
1- 8	0- 0	0- 0	AWAY	0- 0	1- 8
0- 0	0- 0	0- 0	NEUTRAL	0- 0	0- 0

RPI S	Opponent	Score	RPI S	Opponent	Score	RPI S	Opponent	Score	RPI S	Opponent	Score
						80	A Nebraska	68 93	170	A Southern U.	69 75
						86	A Fresno St.	62 91	170	H Southern U.	53 64
									175	A La. -Lafayette	57 78
									187	N UTEP	61 80
									214	A Jackson St.	54 65
									214	H Jackson St.	53 62
									243	A Mi ssi ssi ppi Val .	68 79
									243	H Mi ssi ssi ppi Val .	62 70
									254	A Al abama St.	55 57
									254	H Al abama St.	55 51
									277	A Al corn St.	43 69
									277	H Al corn St.	59 65
									282	A Al abama A&M	50 64
									282	H Al abama A&M	73 57
									288	A Grambl ing	76 62
									288	H Grambl ing	71 79
									291	H Southeastern La.	67 60
									292	H Sam Houston St.	61 79
									316	A Ark. -Pi ne Bl uff	49 64
									316	H Ark. -Pi ne Bl uff	57 60
									318	A Paci fi c	61 72
									320	A Tex. -Pan Ameri can	50 68
									324	A Prai ri e Vi ew	56 71
									324	H Prai ri e Vi ew	65 75
LAST 10 Division I GAMES:											
170	A Southern U.	69 75	243	A Mi ssi ssi ppi Val .	68 79						
277	A Al corn St.	43 69	214	H Jackson St.	53 62						
282	H Al abama A&M	73 57	288	H Grambl ing	71 79						
254	H Al abama St.	55 51	324	A Prai ri e Vi ew	56 71						
316	A Ark. -Pi ne Bl uff	49 64	282	A Al abama A&M	50 64						

Non-Div I Games: Texas Col . 87 72

Texas Southern

■ Loss, 
 ■ Non-Conf, 
 ■ S Site, 
 ■ Home 
 ■ Away 
 ■ N Neutral

Average RPI Win: 267

Average RPI Loss: 157

WON-LOST  
RECORDWINNING  
PCT. RANKLAST 10  
GAMESSTRENGTH OF  
SCHEDULEOPP. STRENGTH  
OF SCHEDULETEAM  
RPIADJ.  
RPICONF.  
RPIADJ CONF.  
RPI

DIV. I ONLY

14- 11

128

5- 5

319

275

210

211

20

20

DIV. I NON-CONF.

5- 3

116

0- 0

306

315

213

213

24

24

TOTALS

RPI 1-25

RPI 26-50

W-L RECORDS

RPI 51-100

RPI 100+

14- 11

0- 0

0- 0

OVERALL

0- 3

14- 8

8- 4

0- 0

0- 0

HOME

0- 1

8- 3

6- 6

0- 0

0- 0

AWAY

0- 2

6- 4

0- 1

0- 0

0- 0

NEUTRAL

0- 0

0- 1

5- 3

0- 0

0- 0

NON-CONFERENCE

0- 1

5- 2

3- 0

0- 0

0- 0

HOME

0- 0

3- 0

2- 2

0- 0

0- 0

AWAY

0- 1

2- 1

0- 1

0- 0

0- 0

NEUTRAL

0- 0

0- 1

9- 8

0- 0

0- 0

CONFERENCE

0- 2

9- 6

5- 4

0- 0

0- 0

HOME

0- 1

5- 3

4- 4

0- 0

0- 0

AWAY

0- 1

4- 3

0- 0

0- 0

0- 0

NEUTRAL

0- 0

0- 0

RPI 1-25

RPI 26-50

RPI 51-100

RPI 101+

Team's RPI: 211

RPI S Opponent Score

RPI S Opponent Score

RPI S Opponent Score

RPI S Opponent Score

69 A Stephen F. Austin 49 82

69 H Stephen F. Austin 54 60

80 A Nebraska 47 96

113 A UTSA 73 71

119 H Texas-Arlington 54 88

123 A South Dakota St. 51 67

137 H La. -Monroe 63 69

137 H La. -Monroe 56 72

187 N UTEP 63 76

222 A McNeese St. 67 71

223 A Oklahoma St. 77 69

241 A Lamar 73 67

241 H Lamar 70 67

243 H Mississippi Val. 85 51

272 A Northwestern St. 88 79

272 H Northwestern St. 76 71

291 A Southeastern La. 61 76

291 H Southeastern La. 67 52

292 A Sam Houston St. 68 59

292 H Sam Houston St. 73 63

295 A Nicholls St. 50 52

295 H Nicholls St. 65 52

320 A Tex. -Pan American 59 47

320 H Tex. -Pan American 67 65

324 H Prairie View 78 46

LAST 10 Division I GAMES:

137 H La. -Monroe 56 72

295 H Nicholls St. 65 52

272 A Northwestern St. 88 79

69 H Stephen F. Austin 54 60

291 H Southeastern La. 67 52

113 A UTSA 73 71

222 A McNeese St. 67 71

241 H Lamar 70 67

295 A Nicholls St. 50 52

291 A Southeastern La. 61 76

T  
e  
x  
a  
s  
s  
t  
.T  
e  
x  
a  
s  
s  
t  
.

Non-Div I Games: Schreiner

102 43

Huston-Tillotson 95 61

Tex. Permian Bas 85 40

Texas St.

Loss, Non-Conf, S Site, H Home A Away N Neutral

Texas Tech				Through Games Of: Sunday, March 12, 2000																	
Average RPI Win:		121		WON-LOST RECORD		WINNING PCT. RANK		LAST 10 GAMES		STRENGTH OF SCHEDULE		OPP. STRENGTH OF SCHEDULE		TEAM RPI		ADJ. RPI		CONF. RPI		ADJ CONF. RPI	
Average RPI Loss:		44																			
DIV. I ONLY		15- 14		156		5- 5				18		18		63		63		4		4	
DIV. I NON-CONF.		5- 6		168		0- 0				12		22		71		70		4		3	
<hr/>																					
TOTALS		RPI 1-25		RPI 26-50		W-L RECORDS		RPI 51-100		RPI 100+											
15- 14		1- 6		2- 1		OVERALL		5- 7		7- 0											
11- 3		1- 3		1- 0		HOME		4- 0		5- 0											
2- 9		0- 2		0- 1		AWAY		1- 6		1- 0											
2- 2		0- 1		1- 0		NEUTRAL		0- 1		1- 0											
5- 6		0- 3		1- 0		NON-CONFERENCE		2- 3		2- 0											
4- 2		0- 2		0- 0		HOME		2- 0		2- 0											
0- 3		0- 0		0- 0		AWAY		0- 3		0- 0											
1- 1		0- 1		1- 0		NEUTRAL		0- 0		0- 0											
10- 8		1- 3		1- 1		CONFERENCE		3- 4		5- 0											
7- 1		1- 1		1- 0		HOME		2- 0		3- 0											
2- 6		0- 2		0- 1		AWAY		1- 3		1- 0											
1- 1		0- 0		0- 0		NEUTRAL		0- 1		1- 0											
<hr/>																					
RPI 1-25		RPI 26-50		RPI 51-100		Team's RPI: 63		RPI 101+													
RPI	S	Opponent	Score	RPI	S	Opponent	Score	RPI	S	Opponent	Score	RPI	S	Opponent	Score						
5	A	Oklahoma	57 63	31	A	Texas A&M	48 65	52	A	Texas	58 46	107	H	Kansas	62 50						
5	H	Oklahoma	59 60	31	H	Texas A&M	56 55	52	H	Texas	84 63	126	H	Oral Roberts	99 58						
6	H	LSU	68 76	49	N	Louisville	68 57	54	A	Kansas St.	51 53	200	H	Colorado	76 56						
10	A	Baylor	60 73					68	A	Missouri	51 65	223	A	Oklahoma St.	61 51						
10	H	Baylor	64 62					68	N	Missouri	75 81	223	H	Oklahoma St.	48 35						
16	N	Virginia Tech	62 69					73	A	Iowa St.	65 69	223	N	Oklahoma St.	61 42						
19	H	Stanford	63 66					80	H	Nebraska	61 59	262	H	Sacramento St.	63 53						
								82	A	Mississippi	69 72										
								84	A	Rice	70 73										
								86	H	Fresno St.	77 67										
								90	H	Southeast Mo. St.	85 56										
								96	A	Penn St.	72 78										
<hr/>																					
LAST 10 Division I GAMES:																					
						68	N	Missouri	75 81	10	A	Baylor	60 73								
						223	N	Oklahoma St.	61 42	73	A	Iowa St.	65 69								
						5	H	Oklahoma	59 60	200	H	Colorado	76 56								
						52	A	Texas	58 46	223	H	Oklahoma St.	48 35								
						107	H	Kansas	62 50	31	A	Texas A&M	48 65								

Non-Div I Games:

Texas Tech

■ Loss, 
 ■ Non-Conf, S Site, 
 ■ Home 
 ■ Away 
 N Neutral

Average RPI Win:	245	WON-LOST	WINNING	LAST 10	STRENGTH OF	OPP. STRENGTH	TEAM	ADJ.	CONF.	ADJ CONF.
Average RPI Loss:	86	RECORD	PCT. RANK	GAMES	SCHEDULE	OF SCHEDULE	RPI	RPI	RPI	RPI

DIV. I ONLY	20- 9	60	7- 3	290	147	121	119	20	20
DIV. I NON-CONF.	6- 5	134	0- 0	202	32	146	144	24	24

TOTALS	RPI 1-25	RPI 26-50	W-L RECORDS	RPI 51-100	RPI 100+
20- 9	0- 1	0- 2	OVERALL	0- 3	20- 3
9- 2	0- 0	0- 0	HOME	0- 1	9- 1
9- 7	0- 1	0- 2	AWAY	0- 2	9- 2
2- 0	0- 0	0- 0	NEUTRAL	0- 0	2- 0
6- 5	0- 1	0- 2	NON-CONFERENCE	0- 2	6- 0
1- 0	0- 0	0- 0	HOME	0- 0	1- 0
3- 5	0- 1	0- 2	AWAY	0- 2	3- 0
2- 0	0- 0	0- 0	NEUTRAL	0- 0	2- 0
14- 4	0- 0	0- 0	CONFERENCE	0- 1	14- 3
8- 2	0- 0	0- 0	HOME	0- 1	8- 1
6- 2	0- 0	0- 0	AWAY	0- 0	6- 2
0- 0	0- 0	0- 0	NEUTRAL	0- 0	0- 0

RPI S	Opponent	Score	RPI S	Opponent	Score	RPI S	Opponent	Score	RPI S	Opponent	Score
25	A Florida	49 59	28	A TCU	58 70	69	H Stephen F. Austin	35 39	113	A UTSA	67 68
			43	A South Fla.	50 74	71	A Cincinnati	61 73	113	H UTSA	75 76
						91	A Southern Methodist	58 67	137	H La. -Monroe	58 55
									187	A UTEP	58 53
									204	N La Salle	60 54
									205	A New Mexico St.	62 50
									211	A Texas St.	88 54
									217	N Troy	65 54
									222	A McNeese St.	47 48
									222	H McNeese St.	59 56
									222	H McNeese St.	71 43
									241	A Lamar	60 57
									241	H Lamar	78 41
									252	A UCF	65 22
									269	H Cornell	75 57
									272	A Northwestern St.	71 49
									272	H Northwestern St.	83 43
									291	A Southeastern La.	61 43
									291	H Southeastern La.	58 33
									292	A Sam Houston St.	61 44
									292	H Sam Houston St.	56 34
									295	A Nicholls St.	60 40
									295	H Nicholls St.	65 39
LAST 10 Division I GAMES:											
113	H UTSA	75 76	295	H Nicholls St.	65 39						
222	H McNeese St.	71 43	241	A Lamar	60 57						
222	A McNeese St.	47 48	113	A UTSA	67 68						
292	A Sam Houston St.	61 44	272	H Northwestern St.	83 43						
291	H Southeastern La.	58 33	222	H McNeese St.	59 56						

Non-Div I Games:

Texas-Arlington

Loss, 
Non-Conf, S Site, 
H Home
A Away 
N Neutral

Average RPI Win: 226		WON-LOST	WINNING	LAST 10	STRENGTH OF	OPP. STRENGTH	TEAM	ADJ.	CONF.	ADJ CONF.
Average RPI Loss: 127		RECORD	PCT. RANK	GAMES	SCHEDULE	OF SCHEDULE	RPI	RPI	RPI	RPI
DIV. I ONLY	11- 18	227	3- 7	137	169	204	201	16	16	
DIV. I NON-CONF.	5- 5	148	0- 0	222	170	186	181	16	16	
TOTALS	RPI 1-25	RPI 26-50	W-L RECORDS	RPI 51-100	RPI 100+					
11- 18	0- 0	0- 3	OVERALL	0- 4	11- 11					
5- 6	0- 0	0- 1	HOME	0- 1	5- 4					
5- 10	0- 0	0- 1	AWAY	0- 3	5- 6					
1- 2	0- 0	0- 1	NEUTRAL	0- 0	1- 1					
5- 5	0- 0	0- 1	NON-CONFERENCE	0- 1	5- 3					
3- 0	0- 0	0- 0	HOME	0- 0	3- 0					
2- 4	0- 0	0- 1	AWAY	0- 1	2- 2					
0- 1	0- 0	0- 0	NEUTRAL	0- 0	0- 1					
6- 13	0- 0	0- 2	CONFERENCE	0- 3	6- 8					
2- 6	0- 0	0- 1	HOME	0- 1	2- 4					
3- 6	0- 0	0- 0	AWAY	0- 2	3- 4					
1- 1	0- 0	0- 1	NEUTRAL	0- 0	1- 0					
RPI S	RPI 1-25 Opponent	Score	RPI S	RPI 26-50 Opponent	Score	RPI S	RPI 51-100 Opponent	Score	RPI S	RPI 101+ Team's RPI: 201 Opponent Score
			36 H Bowling Green	65 71	71 A Cincinnati	60 70	121 A Ball St.	49 64		
			36 N Bowling Green	46 68	72 A Eastern Mich.	40 68	121 H Ball St.	83 79		
			42 A Indiana St.	56 74	72 H Eastern Mich.	49 73	134 H Oakland	74 47		
					94 A Kent St.	57 85	138 N Dayton	77 79		
							143 A Western Mich.	86 87		
							143 H Western Mich.	71 73		
							143 N Western Mich.	64 59		
							153 A Tulane	67 77		
							163 A Va. Commonwealth	50 71		
							164 A Northern Ill.	60 71		
							164 H Northern Ill.	52 59		
							189 A Central Mich.	51 54		
							189 H Central Mich.	48 60		
							220 A Michigan	61 55		
							227 H Wright St.	69 66		
							245 A Buffalo	57 47		
							245 A Buffalo	70 58		
							263 A Ohio	81 49		
							286 H North Dakota St.	69 66		
							293 H Miami (Ohio)	77 58		
							299 H Akron	66 69		
							308 A St. Francis (Pa.)	83 59		
			LAST 10 Division I GAMES:							
			36 N Bowling Green	46 68	164 H Northern Ill.	52 59				
			143 N Western Mich.	64 59	72 H Eastern Mich.	49 73				
			245 A Buffalo	70 58	121 A Ball St.	49 64				
			143 A Western Mich.	86 87	263 A Ohio	81 49				
			189 A Central Mich.	51 54	299 H Akron	66 69				

Non-Div I Games:

Toledo

T  
O  
W  
S  
O  
N

Towson				Through Games Of Sunday, March 12, 2006							
Average RPI Win: 228		WON-LOST	WINNING	LAST 10	STRENGTH OF	OPP. STRENGTH	TEAM	ADJ.	CONF.	ADJ CONF.	
Average RPI Loss: 109		RECORD	PCT. RANK	GAMES	SCHEDULE	OF SCHEDULE	RPI	RPI	RPI	RPI	
DIV. I ONLY		9- 19	257	2- 8	147	122	227	224	8	8	
DIV. I NON-CONF.		5- 4	123	0- 0	254	261	187	182	8	8	
-----											
TOTALS		RPI 1-25	RPI 26-50	W-L RECORDS	RPI 51-100	RPI 100+					
9- 19		0- 1	0- 2	OVERALL	0- 6	9- 10					
6- 8		0- 1	0- 1	HOME	0- 2	6- 4					
2- 8		0- 0	0- 1	AWAY	0- 3	2- 4					
1- 3		0- 0	0- 0	NEUTRAL	0- 1	1- 2					
5- 4		0- 0	0- 0	NON-CONFERENCE	0- 2	5- 2					
4- 1		0- 0	0- 0	HOME	0- 0	4- 1					
0- 1		0- 0	0- 0	AWAY	0- 1	0- 0					
1- 2		0- 0	0- 0	NEUTRAL	0- 1	1- 1					
4- 15		0- 1	0- 2	CONFERENCE	0- 4	4- 8					
2- 7		0- 1	0- 1	HOME	0- 2	2- 3					
2- 7		0- 0	0- 1	AWAY	0- 2	2- 4					
0- 1		0- 0	0- 0	NEUTRAL	0- 0	0- 1					
-----											
RPI 1-25		RPI 26-50		RPI 51-100		RPI 101+ Team's RPI: 224					
RPI S	Opponent	Score	RPI S	Opponent	Score	RPI S	Opponent	Score	RPI S	Opponent	Score
14	H Old Domi ni on	56 69	50	A James Madi son	61 75	66	A Pittsburgh	50 69	109	H Wake Forest	63 48
			50	H James Madi son	53 87	67	A Del aware	52 64	115	H Loyol a (Md. )	62 70
						67	H Del aware	56 67	118	H William & Mary	33 51
						68	N Mi ssouri	56 57	120	A Drexel	58 51
						77	A Hofstra	53 71	120	H Drexel	61 63
						77	H Hofstra	63 71	120	N Drexel	46 61
									128	A George Mason	45 50
									144	A UNC Wi l mi ngton	50 56
									160	N New Hampshi re	69 70
									163	A Va. Commonweal th	61 72
									163	H Va. Commonweal th	62 61
									232	A Northeastern	77 75
									232	H Northeastern	62 54
									238	A Georgi a St.	69 78
									238	H Georgi a St.	65 89
									242	N Fai rfi el d	75 57
									305	H Ameri can	67 54
									325	H Kennesaw St.	67 52
									326	H St. Francis (N. Y. )	48 45
-----											
LAST 10 Divi sion I GAMES:											
120 N Drexel 46 61					67 A Del aware 52 64						
232 H Northeastern 62 54					50 H James Madi son 53 87						
128 A George Mason 45 50					163 H Va. Commonweal th 62 61						
77 A Hofstra 53 71					238 A Georgi a St. 69 78						
120 H Drexel 61 63					144 A UNC Wi l mi ngton 50 56						

T  
O  
W  
S  
O  
N

Non-Di v I Games:

Towson

ADJ CONF.  
RPI

DIV.	I ONLY		9- 18	247	2- 8	129	167	217	217	9	9
DIV.	I NON-CONF.		6- 5	134	0- 0	140	279	138	141	11	11
TOTALS	RPI 1-25			RPI 26-50		W-L RECORDS	RPI 51-100			RPI 100+	
9- 18	0- 1			0- 0		OVERALL	1- 5			8- 12	
8- 6	0- 0			0- 0		HOME	1- 1			7- 5	
1- 9	0- 1			0- 0		AWAY	0- 3			1- 5	
0- 3	0- 0			0- 0		NEUTRAL	0- 1			0- 2	
6- 5	0- 0			0- 0		NON-CONFERENCE	0- 2			6- 3	
6- 0	0- 0			0- 0		HOME	0- 0			6- 0	
0- 3	0- 0			0- 0		AWAY	0- 2			0- 1	
0- 2	0- 0			0- 0		NEUTRAL	0- 0			0- 2	
3- 13	0- 1			0- 0		CONFERENCE	1- 3			2- 9	
2- 6	0- 0			0- 0		HOME	1- 1			1- 5	
1- 6	0- 1			0- 0		AWAY	0- 1			1- 4	
0- 1	0- 0			0- 0		NEUTRAL	0- 1			0- 0	
RPI S Opponent Score	RPI 1-25			RPI S Opponent Score		RPI 51-100			RPI 101+ Team's RPI : 217		
20 A Western Ky.			36 64			56 A UNLV	51 69		105 A Samford	60 68	
						62 A Middle Tenn.	60 91		106 A North Texas	46 71	
						74 H Florida Int'l	65 55		106 H North Texas	66 73	
						78 H Arkansas St.	65 76		119 N Texas-Arlington	54 65	
						78 N Arkansas St.	62 68		145 H Ark.-Little Rock	46 71	
						87 A Georgia Tech	43 69		156 A South Ala.	40 61	
									156 H South Ala.	52 71	
									158 A Denver	72 65	
									158 H Denver	50 63	
									171 H Austin Peay	68 61	
									175 A La.-Lafayette	59 70	
									175 H La.-Lafayette	69 81	
									189 N Central Mich.	63 75	
									244 H Ga. Southern	74 71	
									248 H Birmingham-So.	67 64	
									250 H Navy	89 87	
									252 H UCF	59 55	
									264 H Jacksonville St.	81 79	
									310 A New Orleans	54 63	
									310 H New Orleans	93 53	
				LAST 10 Division I GAMES:							
				78 N Arkansas St.	62 68	175 A La.-Lafayette	59 70				
				158 H Denver	50 63	310 A New Orleans	54 63				
				106 H North Texas	66 73	78 H Arkansas St.	65 76				
				156 A South Ala.	40 61	145 H Ark.-Little Rock	46 71				
				74 H Florida Int'l	65 55	158 A Denver	72 65				

Troy

Average RPI Win: 215  
Average RPI Loss: 120

WON-LOST  
RECORD

WINNING  
PCT. RANK

LAST 10  
GAMES

STRENGTH OF  
SCHEDULE

OPP. STRENGTH  
OF SCHEDULE

TEAM  
RPI

ADJ.  
RPI

CONF.  
RPI

ADJ CONF.  
RPI

DIV. I ONLY	15- 12	129	6- 4	186	149	149	153	14	13
DIV. I NON-CONF.	6- 3	88	0- 0	212	292	126	128	13	12

TOTALS	RPI 1-25	RPI 26-50	W-L RECORDS	RPI 51-100	RPI 100+
15- 12	0- 1	0- 2	OVERALL	1- 4	14- 5
8- 5	0- 0	0- 1	HOME	0- 2	8- 2
5- 6	0- 1	0- 1	AWAY	1- 2	4- 2
2- 1	0- 0	0- 0	NEUTRAL	0- 0	2- 1
6- 3	0- 1	0- 0	NON-CONFERENCE	0- 0	6- 2
4- 1	0- 0	0- 0	HOME	0- 0	4- 1
1- 1	0- 1	0- 0	AWAY	0- 0	1- 0
1- 1	0- 0	0- 0	NEUTRAL	0- 0	1- 1
9- 9	0- 0	0- 2	CONFERENCE	1- 4	8- 3
4- 4	0- 0	0- 1	HOME	0- 2	4- 1
4- 5	0- 0	0- 1	AWAY	1- 2	3- 2
1- 0	0- 0	0- 0	NEUTRAL	0- 0	1- 0

RPI 1-25				RPI 26-50				RPI 51-100				RPI 101+				Team's RPI : 153	
RPI	S	Opponent	Score	RPI	S	Opponent	Score	RPI	S	Opponent	Score	RPI	S	Opponent	Score		
6	A	LSU	60 89	48	A	Tul sa	63 74	84	A	Ri ce	69 82	105	H	Samford	55 64		
				48	H	Tul sa	63 70	84	H	Ri ce	56 68	139	H	East Caro.	81 78		
								91	A	Southern Methodist	71 58	155	A	UAB	86 84		
								91	A	Southern Methodist	84 86	167	A	Houston	61 54		
								91	H	Southern Methodist	66 78	167	H	Houston	65 54		
												184	H	Marshall	58 40		
												187	A	UTEP	68 63		
												187	H	UTEP	58 59		
												190	A	Southern Miss.	60 75		
												201	H	Tol edo	77 67		
												240	H	Howard	84 79		
												252	A	UCF	52 60		
												252	N	UCF	69 52		
												258	N	Chicago St.	64 65		
												276	H	Central Conn. St.	72 60		
												278	N	Lehigh	65 63		
												291	A	Southeastern La.	69 62		
												293	H	Miami (Ohio)	88 72		
												309	H	Memphis	74 58		
LAST 10 Division I GAMES:																	
				91	A	Southern Methodist	84 86	184	H	Marshall	58 40						
				252	N	UCF	69 52	84	H	Rice	56 68						
				91	A	Southern Methodist	71 58	167	H	Houston	65 54						
				48	A	Tulsa	63 74	155	A	UAB	86 84						
				139	H	East Caro.	81 78	187	H	UTEP	58 59						

Tulane

Tulane

Non-Div I Games:

Tulane

Loss, Non-Conf, S Site, H Home A Away N Neutral



Average RPI Win: 151  
Average RPI Loss: 103

WON-LOST  
RECORD

WINNING  
PCT. RANK

LAST 10  
GAMES

STRENGTH OF  
SCHEDULE

OPP. STRENGTH  
OF SCHEDULE

TEAM  
RPI

ADJ.  
RPI

CONF.  
RPI

ADJ CONF.  
RPI

DIV. I ONLY  
DIV. I NON-CONF.

25- 5  
9- 2

16  
29

8- 2  
1- 1

145  
166

103  
44

47  
60

48  
62

14  
13

13  
12

TOTALS

RPI 1-25

RPI 26-50

W-L RECORDS

RPI 51-100

RPI 100+

25- 5

1- 1

1- 0

OVERALL

5- 3

19- 2

11- 1

0- 0

1- 0

HOME

3- 0

7- 1

9- 4

0- 1

0- 0

AWAY

1- 3

8- 1

6- 0

1- 0

0- 0

NEUTRAL

1- 0

4- 0

9- 2

1- 1

1- 0

NON-CONFERENCE

1- 2

7- 0

4- 0

0- 0

1- 0

HOME

1- 0

2- 0

3- 3

0- 1

0- 0

AWAY

0- 2

3- 0

3- 0

1- 0

0- 0

NEUTRAL

0- 0

2- 0

16- 3

0- 0

0- 0

CONFERENCE

4- 1

12- 2

7- 1

0- 0

0- 0

HOME

2- 0

5- 1

6- 2

0- 0

0- 0

AWAY

1- 1

5- 1

3- 0

0- 0

0- 0

NEUTRAL

1- 0

2- 0

RPI 1-25

RPI 26-50

Team's RPI: 48

RPI 51-100

RPI 101+

RPI S Opponent Score  
11 N North Carolina St. 71 61  
15 A DePaul 67 71

RPI S Opponent Score  
30 H Florida St. 80 71

RPI S Opponent Score  
69 H Stephen F. Austin 73 66  
84 A Ri ce 62 78  
84 H Ri ce 58 53  
84 N Ri ce 55 52  
87 A Georgi a Tech 38 54  
88 A Mi ssouri St. 64 73  
91 A Southern 78 67  
Methodi st  
91 H Southern 73 54  
Methodi st

RPI S Opponent Score  
113 A UTSA 63 41  
117 A Arkansas 66 64  
126 H Oral Roberts 88 73  
139 A East Caro. 74 52  
139 N East Caro. 77 60  
153 A Tul ane 70 63  
153 H Tul ane 74 63  
155 H UAB 57 60  
167 A Houston 75 54  
167 H Houston 83 55  
184 A Marshal l 81 56  
185 N Col orado St. 69 65  
187 A UTEP 66 73  
187 H UTEP 64 48  
190 A Southern Mi ss. 76 57  
190 N Southern Mi ss. 81 68  
223 A Okl ahoma St. 75 68  
229 H UMKC 59 46  
245 N Buffal o 64 39  
252 H UCF 71 43  
309 H Memphi s 93 40

LAST 10 Division I GAMES:

15 A DePaul 67 71  
11 N North Carolina St. 71 61  
84 N Ri ce 55 52  
190 N Southern Mi ss. 81 68  
139 N East Caro. 77 60  
187 H UTEP 64 48  
153 H Tul ane 74 63  
84 A Ri ce 62 78  
167 A Houston 75 54  
91 A Southern Methodi st 78 67

Tulsa

Non-Div I Games:

Tulsa

Loss, Non-Conf, S Site, H Home A Away N Neutral



UC Davis

UC Davis					Through Games Of Sunday, March 12, 2006						
Average RPI Win:		249	WON-LOST	WINNING	LAST 10	STRENGTH OF	OPP. STRENGTH	TEAM	ADJ.	CONF.	ADJ CONF.
Average RPI Loss:		203	RECORD	PCT. RANK	GAMES	SCHEDULE	OF SCHEDULE	RPI	RPI	RPI	RPI
DIV. I ONLY		15- 12	129	7- 3	329	251	229	234	31	31	
DIV. I NON-CONF.		15- 12	123	7- 3	302	278	223	232	28	28	
<hr/>											
TOTALS		RPI 1-25	RPI 26-50	W-L RECORDS	RPI 51-100	RPI 100+					
15- 12		0- 0	0- 0	OVERALL	0- 2	15- 10					
8- 4		0- 0	0- 0	HOME	0- 0	8- 4					
7- 7		0- 0	0- 0	AWAY	0- 1	7- 6					
0- 1		0- 0	0- 0	NEUTRAL	0- 1	0- 0					
15- 12		0- 0	0- 0	NON-CONFERENCE	0- 2	15- 10					
8- 4		0- 0	0- 0	HOME	0- 0	8- 4					
7- 7		0- 0	0- 0	AWAY	0- 1	7- 6					
0- 1		0- 0	0- 0	NEUTRAL	0- 1	0- 0					
0- 0		0- 0	0- 0	CONFERENCE	0- 0	0- 0					
0- 0		0- 0	0- 0	HOME	0- 0	0- 0					
0- 0		0- 0	0- 0	AWAY	0- 0	0- 0					
0- 0		0- 0	0- 0	NEUTRAL	0- 0	0- 0					
RPI 1-25			RPI 26-50		RPI 51-100		RPI 101+		Team's RPI: 234		
RPI S	Opponent	Score	RPI S	Opponent	Score	RPI S	Opponent	Score	RPI S	Opponent	Score
						64 A	Cal i forni a	58 67	135 A	Long Beach St.	62 78
						83 N	Auburn	54 69	135 H	Long Beach St.	67 64
									149 A	UC Santa Barb.	55 70
									149 H	UC Santa Barb.	64 56
									169 H	Radford	71 82
									180 A	UC Ri versi de	68 53
									180 H	UC Ri versi de	52 55
									235 A	Portland St.	67 64
									253 A	St. Mary's (Cal.)	69 75
									255 H	Southern Utah	73 46
									256 A	Cal Poly	73 59
									256 H	Cal Poly	70 63
									262 A	Sacramento St.	65 78
									265 H	San Franci sco	69 55
									268 A	San Di ego St.	45 59
									268 H	San Di ego St.	58 36
									273 A	UC Ir vine	56 53
									273 H	UC Ir vine	72 79
									275 A	Cal St. Full erton	75 71
									275 H	Cal St. Full erton	66 71
									279 A	Cal St. Northridge	66 55
									279 H	Cal St. Northridge	79 68
									318 A	Paci fi c	70 66
									318 H	Paci fi c	77 62
									321 A	Portl and	81 85
<hr/>											
LAST 10 Div						sion I GAMES:					
			180 H	UC Ri versi de	52 55	256 H	Cal Poly	70 63			
			275 H	Cal St. Full erton	66 71	279 A	Cal St. Northridge	66 55			
			135 A	Long Beach St.	62 78	318 A	Paci fi c	70 66			
			273 A	UC Ir vine	56 53	275 A	Cal St. Full erton	75 71			
			149 H	UC Santa Barb.	64 56	180 A	UC Ri versi de	68 53			

UC Davis

Non-Di v I Games: Bethany (Cal.) 76 36

UC Davis

Average RPI Win:		256	WON-LOST	WINNING	LAST 10	STRENGTH OF	OPP. STRENGTH	TEAM	ADJ.	CONF.	ADJ CONF.
Average RPI Loss:		175	RECORD	PCT. RANK	GAMES	SCHEDULE	OF SCHEDULE	RPI	RPI	RPI	RPI
DIV. I ONLY	9- 19	257	5- 5	221	283	273	273	28	28		
DIV. I NON-CONF.	2- 11	298	0- 1	119	270	269	265	25	26		
TOTALS	RPI 1-25	RPI 26-50	W-L RECORDS	RPI 51-100	RPI 100+						
9- 19	0- 1	0- 0	OVERALL	0- 2	9- 16						
4- 8	0- 0	0- 0	HOME	0- 1	4- 7						
5- 9	0- 1	0- 0	AWAY	0- 1	5- 7						
0- 2	0- 0	0- 0	NEUTRAL	0- 0	0- 2						
2- 11	0- 1	0- 0	NON-CONFERENCE	0- 2	2- 8						
1- 4	0- 0	0- 0	HOME	0- 1	1- 3						
1- 6	0- 1	0- 0	AWAY	0- 1	1- 4						
0- 1	0- 0	0- 0	NEUTRAL	0- 0	0- 1						
7- 8	0- 0	0- 0	CONFERENCE	0- 0	7- 8						
3- 4	0- 0	0- 0	HOME	0- 0	3- 4						
4- 3	0- 0	0- 0	AWAY	0- 0	4- 3						
0- 1	0- 0	0- 0	NEUTRAL	0- 0	0- 1						
RPI S	RPI 1-25	Score	RPI S	RPI 26-50	Score	RPI S	RPI 51-100	Score	RPI S	RPI 101+	Team's RPI: 273
22	A UCLA	54 92				86	H Fresno St.	84 93	106	A North Texas	59 90
						91	A Southern Methodist	51 77	123	N South Dakota St.	56 81
									135	A Long Beach St.	50 79
									135	H Long Beach St.	65 67
									141	H Loyol a Marymount	73 93
									149	A UC Santa Barb.	82 69
									149	H UC Santa Barb.	60 71
									150	A Santa Clara	71 99
									180	A UC Ri versi de	65 63
									180	H UC Ri versi de	46 76
									185	A Col orado St.	65 85
									205	H New Mexi co St.	64 88
									234	A UC Davi s	79 72
									234	H UC Davi s	53 56
									256	A Cal Poly	83 69
									256	H Cal Poly	72 99
									275	A Cal St. Fullerton	67 75
									275	H Cal St. Fullerton	73 66
									279	A Cal St. Northridge	47 57
									279	H Cal St. Northridge	59 55
									279	N Cal St. Northridge	64 66
									285	A San Di ego	48 78
									291	H Southeastern La.	82 75
									318	A Paci fi c	85 72
									318	H Paci fi c	79 58
LAST 10 Div sion I GAMES:											
279	N Cal St. Northridge	64 66	279	H Cal St. Northridge	59 55						
135	H Long Beach St.	65 67	318	H Paci fi c	79 58						
234	H UC Davi s	53 56	180	A UC Ri versi de	65 63						
256	A Cal Poly	83 69	275	A Cal St. Fullerton	67 75						
149	A UC Santa Barb.	82 69	135	A Long Beach St.	50 79						

Non-Div I Games:

UC Irvine

Loss, 
Non-Conf, S Site, 
H Home
A Away 
N Neutral

Average RPI Win: 233		WON-LOST RECORD		WINNING PCT. RANK		LAST 10 GAMES		STRENGTH OF SCHEDULE		OPP. STRENGTH OF SCHEDULE		TEAM RPI		ADJ. RPI		CONF. RPI		ADJ CONF. RPI			
DIV. I ONLY		16- 14		149		9- 1		179		289		171		180		28		28			
DIV. I NON-CONF.		6- 7		159		2- 1		103		301		156		158		25		26			
TOTALS		RPI 1-25		RPI 26-50		W-L RECORDS		RPI 51-100		RPI 100+											
16- 14		0- 2		0- 0		OVERALL		0- 3		16- 10											
8- 6		0- 1		0- 0		HOME		0- 0		8- 5											
5- 8		0- 0		0- 0		AWAY		0- 3		5- 5											
3- 1		0- 1		0- 0		NEUTRAL		0- 0		3- 0											
6- 7		0- 2		0- 0		NON-CONFERENCE		0- 3		6- 3											
5- 2		0- 1		0- 0		HOME		0- 0		5- 1											
1- 5		0- 0		0- 0		AWAY		0- 3		1- 2											
0- 1		0- 1		0- 0		NEUTRAL		0- 0		0- 0											
10- 7		0- 0		0- 0		CONFERENCE		0- 0		10- 7											
3- 4		0- 0		0- 0		HOME		0- 0		3- 4											
4- 3		0- 0		0- 0		AWAY		0- 0		4- 3											
3- 0		0- 0		0- 0		NEUTRAL		0- 0		3- 0											
RPI 1-25		RPI 26-50		RPI 51-100		RPI 101+		Team's RPI: 180													
RPI S	Opponent	Score	RPI S	Opponent	Score	RPI S	Opponent	Score	RPI S	Opponent	Score										
1 N	North Carolina	51 75				73 A	Iowa St.	40 65	104 A	Northern Ariz.	62 71										
21 H	Brigham Young	53 67				86 A	Fresno St.	50 67	123 H	South Dakota St.	83 71										
						99 A	Drake	51 69	135 A	Long Beach St.	59 62										
									135 H	Long Beach St.	90 78										
									135 N	Long Beach St.	57 49										
									149 A	UC Santa Barb.	48 73										
									149 H	UC Santa Barb.	48 45										
									149 N	UC Santa Barb.	59 58										
									173 A	Pepperdine	44 51										
									234 A	UC Davis	55 52										
									234 H	UC Davis	53 68										
									253 H	St. Mary's (Cal.)	71 61										
									256 A	Cal Poly	48 47										
									256 H	Cal Poly	53 87										
									256 N	Cal Poly	73 63										
									268 H	San Diego St.	71 66										
									273 A	UC Irvine	76 46										
									273 H	UC Irvine	63 65										
									275 A	Cal St. Fullerton	62 68										
									275 H	Cal St. Fullerton	55 59										
									279 A	Cal St. Northridge	65 58										
									279 H	Cal St. Northridge	70 76										
									285 H	San Diego	63 56										
									301 H	Utah Valley St.	69 62										
									318 A	Pacific	55 53										
									318 H	Pacific	74 64										
LAST 10 Division I GAMES:																					
1 N	North Carolina	51 75	123 H	South Dakota St.	83 71																
149 N	UC Santa Barb.	59 58	149 H	UC Santa Barb.	48 45																
135 N	Long Beach St.	57 49	318 A	Pacific	55 53																
256 N	Cal Poly	73 63	279 A	Cal St. Northridge	65 58																
234 A	UC Davis	55 52	256 A	Cal Poly	48 47																

Non-Div I Games:

UC Riverside

Average RPI Win:	232	WON-LOST	WINNING	LAST 10	STRENGTH OF	OPP. STRENGTH	TEAM	ADJ.	CONF.	ADJ CONF.
Average RPI Loss:	135	RECORD	PCT. RANK	GAMES	SCHEDULE	OF SCHEDULE	RPI	RPI	RPI	RPI

DIV. I ONLY	16- 13	134	5- 5	166	220	150	149	28	28
DIV. I NON-CONF.	5- 8	210	0- 2	53	81	134	133	25	26

TOTALS	RPI 1-25	RPI 26-50	W-L RECORDS	RPI 51-100	RPI 100+
16- 13	1- 3	0- 1	OVERALL	0- 1	15- 9
10- 3	1- 0	0- 0	HOME	0- 0	9- 3
5- 9	0- 3	0- 1	AWAY	0- 1	5- 5
1- 1	0- 0	0- 0	NEUTRAL	0- 0	1- 1
5- 8	1- 3	0- 1	NON-CONFERENCE	0- 1	4- 4
5- 1	1- 0	0- 0	HOME	0- 0	4- 1
0- 8	0- 3	0- 1	AWAY	0- 1	0- 3
0- 0	0- 0	0- 0	NEUTRAL	0- 0	0- 0
11- 5	0- 0	0- 0	CONFERENCE	0- 0	11- 5
5- 2	0- 0	0- 0	HOME	0- 0	5- 2
5- 2	0- 0	0- 0	AWAY	0- 0	5- 2
1- 1	0- 0	0- 0	NEUTRAL	0- 0	1- 1

RPI S	Opponent	Score
18	A Michigan St.	55 86
19	A Stanford	47 81
21	A Brigham Young	39 72
22	H UCLA	90 81

RPI S	Opponent	Score
49	A Louisville	56 76

RPI S	Opponent	Score
86	A Fresno St.	59 78

RPI S	Opponent	Score
116	H Richmond	55 61
135	A Long Beach St.	52 58
135	H Long Beach St.	46 43
141	A Loyola Marymount	52 79
166	H Arizona	86 63
173	H Pepperdine	70 60
180	A UC Riverside	45 48
180	H UC Riverside	73 48
180	N UC Riverside	58 59
183	A Weber St.	63 72
234	A UC Davis	56 64
234	H UC Davis	70 55
253	H St. Mary's (Cal.)	67 58
256	A Cal Poly	80 71
256	H Cal Poly	71 82
273	A UC Irvine	71 60
273	H UC Irvine	69 82
275	A Cal St. Fullerton	79 78
275	H Cal St. Fullerton	68 54
279	A Cal St. Northridge	54 51
279	H Cal St. Northridge	85 63
279	N Cal St. Northridge	66 61
318	A Pacific	64 62
318	H Pacific	76 49

LAST 10 Division I GAMES:

86	A Fresno St.	59 78
180	N UC Riverside	58 59
279	N Cal St. Northridge	66 61
279	H Cal St. Northridge	85 63
318	H Pacific	76 49
180	A UC Riverside	45 48
275	A Cal St. Fullerton	79 78
135	H Long Beach St.	46 43
273	H UC Irvine	69 82
234	A UC Davis	56 64

Non-Div I Games:

UC Santa Barb.

■ Loss, 
 ■ Non-Conf, S Site, 
 ■ Home 
 ■ Away 
 N Neutral

U  
C  
F

### Non-Div I Games:

Page 295

Average RPI Win: 105		WON-LOST RECORD		WINNING PCT. RANK		LAST 10 GAMES		STRENGTH OF SCHEDULE		OPP. STRENGTH OF SCHEDULE		TEAM RPI		ADJ. RPI		CONF. RPI		ADJ CONF. RPI	
DIV. I ONLY		20- 10		68		8- 2		14		25		22		22		5		5	
DIV. I NON-CONF.		5- 4		123		1- 1		18		16		51		50		3		4	
TOTALS		RPI 1-25		RPI 26-50		W-L RECORDS		RPI 51-100		RPI 100+									
20- 10		5- 6		2- 3		OVERALL		3- 1		11- 1									
10- 2		2- 1		1- 1		HOME		1- 0		6- 0									
5- 8		0- 5		0- 2		AWAY		0- 1		5- 1									
6- 0		3- 0		1- 0		NEUTRAL		2- 0		0- 0									
5- 4		1- 4		1- 0		NON-CONFERENCE		1- 0		3- 1									
2- 1		0- 1		0- 0		HOME		0- 0		2- 0									
1- 4		0- 3		0- 0		AWAY		0- 0		1- 1									
3- 0		1- 0		1- 0		NEUTRAL		1- 0		0- 0									
15- 6		4- 2		1- 3		CONFERENCE		2- 1		8- 0									
8- 1		2- 0		1- 1		HOME		1- 0		4- 0									
4- 5		0- 2		0- 2		AWAY		0- 1		4- 0									
3- 0		2- 0		0- 0		NEUTRAL		1- 0		0- 0									
RPI 1-25		Team's RPI: 22		RPI 26-50		RPI 51-100		RPI 101+											
RPI	S	Opponent	Score	RPI	S	Opponent	Score	RPI	S	Opponent	Score	RPI	S	Opponent	Score				
5	A	Oklahoma	78 83	36	N	Bowling Green	74 61	60	N	Charlotte	87 71	108	A	Oregon St.	72 59				
10	A	Baylor	85 93	46	A	Southern	70 73	64	A	Cal i forni a	58 65	108	H	Oregon St.	79 64				
12	N	Georgi a	84 64			Cal i forni a		64	H	Cal i forni a	90 87	142	A	Oregon	66 65				
13	A	Ari zona St.	70 87	46	H	Southern	73 77	64	N	Cal i forni a	80 63	142	H	Oregon	82 63				
13	H	Ari zona St.	77 69			Cal i forni a						149	A	UC Santa Barb.	81 90				
13	N	Ari zona St.	60 59	47	A	Washi ngton	75 96					166	A	Ari zona	90 64				
19	A	Stanford	68 91	47	H	Washi ngton	83 75					166	H	Ari zona	84 77				
19	H	Stanford	90 80									173	H	Pepperdi ne	95 56				
19	N	Stanford	85 76									188	A	Cl emson	76 63				
21	H	Bri gham Young	67 71									191	A	Washi ngton St.	73 63				
24	A	Purdue	54 61									191	H	Washi ngton St.	77 50				
												273	H	UC I rvi ne	92 54				
LAST 10 Division I GAMES:																			
24	A	Purdue	54 61	142	A	Oregon	66 65												
36	N	Bowling Green	74 61	108	A	Oregon St.	72 59												
19	N	Stanford	85 76	46	H	Southern Cal i forni a	73 77												
13	N	Ari zona St.	60 59	47	H	Washi ngton	83 75												
64	N	Cal i forni a	80 63	191	H	Washi ngton St.	77 50												

Non-Di v I Games:

UCLA

■ Loss, 
 ■ Non-Conf, S Site, 
 ■ Home 
 ■ Away 
 N Neutral



TOTALS	RPI 1-25	RPI 26-50	W-L RECORDS	RPI 51-100	RPI 100+
15- 13	0- 0	1- 4	OVERALL	1- 1	13- 8
9- 3	0- 0	0- 2	HOME	0- 1	9- 0
5- 9	0- 0	1- 2	AWAY	1- 0	3- 7
1- 1	0- 0	0- 0	NEUTRAL	0- 0	1- 1
8- 3	0- 0	0- 1	NON-CONFERENCE	0- 0	8- 2
4- 0	0- 0	0- 0	HOME	0- 0	4- 0
3- 3	0- 0	0- 1	AWAY	0- 0	3- 2
1- 0	0- 0	0- 0	NEUTRAL	0- 0	1- 0
7- 10	0- 0	1- 3	CONFERENCE	1- 1	5- 6
5- 3	0- 0	0- 2	HOME	0- 1	5- 0
2- 6	0- 0	1- 1	AWAY	1- 0	0- 5
0- 1	0- 0	0- 0	NEUTRAL	0- 0	0- 1

[illegible]

UMBC

Page 297

UMKC				Through Games Of Sunday, March 12, 2006						
Average RPI Win:		199	WON-LOST	WINNING	LAST 10	STRENGTH OF	OPP. STRENGTH	TEAM	ADJ.	CONF.
Average RPI Loss:		151	RECORD	PCT. RANK	GAMES	SCHEDULE	OF SCHEDULE	RPI	RPI	RPI
DIV. I ONLY		9- 18	247	4- 6	151	193	234	229	17	17
DIV. I NON-CONF.		1- 9	311	0- 0	111	156	279	277	17	17
-----										
TOTALS		RPI 1-25	RPI 26-50	W-L RECORDS	RPI 51-100	RPI 100+				
9- 18		0- 0	0- 1	OVERALL	1- 3	8- 14				
4- 5		0- 0	0- 0	HOME	0- 1	4- 4				
4- 11		0- 0	0- 1	AWAY	1- 2	3- 8				
1- 2		0- 0	0- 0	NEUTRAL	0- 0	1- 2				
1- 9		0- 0	0- 1	NON-CONFERENCE	0- 2	1- 6				
0- 1		0- 0	0- 0	HOME	0- 0	0- 1				
0- 7		0- 0	0- 1	AWAY	0- 2	0- 4				
1- 1		0- 0	0- 0	NEUTRAL	0- 0	1- 1				
8- 9		0- 0	0- 0	CONFERENCE	1- 1	7- 8				
4- 4		0- 0	0- 0	HOME	0- 1	4- 3				
4- 4		0- 0	0- 0	AWAY	1- 0	3- 4				
0- 1		0- 0	0- 0	NEUTRAL	0- 0	0- 1				
RPI 1-25				RPI 26-50		RPI 51-100		RPI 101+		Team's RPI: 229
RPI S	Opponent	Score	RPI S	Opponent	Score	RPI S	Opponent	Score	RPI S	Opponent
48	A Tul sa	46 59	54	A Kansas St.	42 75	107	A Kansas	51 73	117	A Arkansas
			89	A Western Ill.	70 61	126	A Oral Roberts	73 62	126	H Oral Roberts
			89	H Western Ill.	46 55	126	H Oral Roberts	50 60	134	A Oakl and
			99	A Drake	54 74	134	A Oakl and	65 87	134	H Oakl and
						145	N Ark. -Li ttle Rock	45 58	148	A IUPUI
						148	H IUPUI	46 57	148	H IUPUI
						157	A Val parai so	31 65	157	H Val parai so
						157	H Val parai so	69 63	157	N Val parai so
						181	A Wi chi ta St.	60 71	181	H Wi chi ta St.
						181	H Wi chi ta St.	62 74	205	N New Mexi co St.
						249	A Northern Colo.	69 86	255	A Southern Utah
						255	H Southern Utah	63 53	255	H Southern Utah
						258	A Chi cago St.	56 49	258	H Chi cago St.
						258	H Chi cago St.	55 57	313	A Centenary (La.)
						313	A Centenary (La.)	44 52	313	H Centenary (La.)
						313	H Centenary (La.)	84 66		
				LAST 10 Div sion I GAMES:						
			157	N Val parai so	48 69	89	H Western Ill.	46 55		
			89	A Western Ill.	70 61	134	A Oakl and	65 87		
			157	H Val parai so	69 63	258	H Chi cago St.	55 57		
			255	H Southern Utah	69 54	313	A Centenary (La.)	44 52		
			126	H Oral Roberts	50 60	126	A Oral Roberts	73 62		

Non-Di v I Games: Northwest Mo. St76 73

UMKC

Average RPI Win:	224	WON-LOST	WINNING	LAST 10	STRENGTH OF	OPP. STRENGTH	TEAM	ADJ.	CONF.	ADJ CONF.
Average RPI Loss:	139	RECORD	PCT. RANK	GAMES	SCHEDULE	OF SCHEDULE	RPI	RPI	RPI	RPI

DIV. I ONLY	13- 13	163	3- 7	144	179	162	165	13	14
DIV. I NON-CONF.	7- 4	101	0- 0	172	249	118	119	15	15

TOTALS	RPI 1-25	RPI 26-50	W-L RECORDS	RPI 51-100	RPI 100+
13- 13	0- 1	0- 3	OVERALL	1- 3	12- 6
7- 5	0- 0	0- 2	HOME	0- 1	7- 2
5- 8	0- 1	0- 1	AWAY	1- 2	4- 4
1- 0	0- 0	0- 0	NEUTRAL	0- 0	1- 0
7- 4	0- 1	0- 1	NON-CONFERENCE	0- 1	7- 1
4- 1	0- 0	0- 1	HOME	0- 0	4- 0
2- 3	0- 1	0- 0	AWAY	0- 1	2- 1
1- 0	0- 0	0- 0	NEUTRAL	0- 0	1- 0
6- 9	0- 0	0- 2	CONFERENCE	1- 2	5- 5
3- 4	0- 0	0- 1	HOME	0- 1	3- 2
3- 5	0- 0	0- 1	AWAY	1- 1	2- 3
0- 0	0- 0	0- 0	NEUTRAL	0- 0	0- 0

RPI 1-25				RPI 26-50				RPI 51-100				RPI 101+				Team's RPI: 165	
RPI	S	Opponent	Score	RPI	S	Opponent	Score	RPI	S	Opponent	Score	RPI	S	Opponent	Score		
1	A	North Carolina	43 83	35	H	Chattanooga	59 84	85	A	High Point	51 50	147	A	Coastal Caro.	68 65		
				45	A	Liberty	50 66	85	A	High Point	89 100	147	H	Coastal Caro.	64 57		
				45	H	Liberty	60 67	85	H	High Point	70 73	169	A	Radford	52 76		
								98	A	Montana	52 70	169	H	Radford	72 69		
												208	A	Winthrop	51 54		
												208	H	Winthrop	49 47		
												215	A	Gardner-Webb	58 46		
												239	A	Western Caro.	77 66		
												248	A	Birmingham-So.	65 66		
												248	H	Birmingham-So.	61 66		
												259	A	Longwood	71 77		
												260	H	Campbell	64 60		
												281	H	Furman	66 62		
												286	N	North Dakota St.	79 73		
												287	A	Charleston So.	80 58		
												287	H	Charleston So.	57 60		
												294	H	N. C. A&T	80 62		
												297	H	Jacksonville	65 47		
LAST 10 Division I GAMES:																	
				85	A	High Point	89 100	147	H	Coastal Caro.	64 57						
				248	A	Birmingham-So.	65 66	208	H	Winthrop	49 47						
				169	A	Radford	52 76	85	A	High Point	51 50						
				45	H	Liberty	60 67	45	A	Liberty	50 66						
				287	H	Charleston So.	57 60	248	H	Birmingham-So.	61 66						

Non-Div I Games: Sewanee

79 35

Montreat

73 40

UNC Asheville

Loss, 
Non-Conf, S Site, 
H Home
A Away
N Neutral

Average RPI Win: 227				WON-LOST RECORD		WINNING PCT. RANK		LAST 10 GAMES		STRENGTH OF SCHEDULE		OPP. STRENGTH OF SCHEDULE		TEAM RPI		ADJ. RPI		CONF. RPI		ADJ CONF. RPI	
Average RPI Loss: 133																					
DIV. I ONLY				18- 12		109		8- 2		213		182		136		136		21		21	
DIV. I NON-CONF.				4- 5		183		0- 0		204		50		188		183		18		18	
TOTALS				RPI 1-25		RPI 26-50		W-L RECORDS		RPI 51-100		RPI 100+									
18- 12				0- 1		0- 3		OVERALL		1- 1		17- 7									
9- 4				0- 0		0- 1		HOME		1- 0		8- 3									
7- 7				0- 1		0- 1		AWAY		0- 1		7- 4									
2- 1				0- 0		0- 1		NEUTRAL		0- 0		2- 0									
4- 5				0- 1		0- 0		NON-CONFERENCE		1- 1		3- 3									
3- 1				0- 0		0- 0		HOME		1- 0		2- 1									
1- 4				0- 1		0- 0		AWAY		0- 1		1- 2									
0- 0				0- 0		0- 0		NEUTRAL		0- 0		0- 0									
14- 7				0- 0		0- 3		CONFERENCE		0- 0		14- 4									
6- 3				0- 0		0- 1		HOME		0- 0		6- 2									
6- 3				0- 0		0- 1		AWAY		0- 0		6- 2									
2- 1				0- 0		0- 1		NEUTRAL		0- 0		2- 0									
RPI 1-25				RPI 26-50		RPI 51-100		RPI 101+		Team's RPI: 136											
RPI	S	Opponent	Score		RPI	S	Opponent	Score		RPI	S	Opponent	Score								
11	A	North Carolina St.	46	76	35	A	Chattanooga	68	72	85	A	High Point	63	65	109	A	Wake Forest	70	64		
					35	H	Chattanooga	75	82	92	H	West Virginia	72	70	140	A	Davi dson	63	62		
					35	N	Chattanooga	79	91						140	H	Davi dson	57	69		
															140	N	Davi dson	69	58		
															144	A	UNC Wi l mington	54	65		
															147	A	Coastal Caro.	54	68		
															198	A	Appal achi an St.	84	85		
															198	H	Appal achi an St.	85	71		
															230	A	El on	56	35		
															230	H	El on	53	45		
															239	A	Western Caro.	69	60		
															239	H	Western Caro.	72	57		
															244	A	Ga. Southern	63	74		
															244	H	Ga. Southern	72	62		
															244	N	Ga. Southern	68	56		
															259	H	Longwood	66	69		
															260	H	Campbel l	78	55		
															263	H	Ohio	69	52		
															267	A	Col . of Charleston	59	58		
															267	H	Col . of Charleston	67	70		
															281	A	Furman	69	66		
															281	H	Furman	72	48		
															314	A	Wofford	67	55		
															314	H	Wofford	84	64		
				LAST 10 Div		sion I GAMES:															
					35	N	Chattanooga	79	91	230	H	El on	53	45							
					140	N	Davi dson	69	58	267	A	Col . of Charleston	59	58							
					244	N	Ga. Southern	68	56	198	A	Appal achi an St.	84	85							
					239	H	Western Caro.	72	57	244	H	Ga. Southern	72	62							
					314	A	Wofford	67	55	281	H	Furman	72	48							

Average RPI Win:	188	WON-LOST	WINNING	LAST 10	STRENGTH OF	OPP. STRENGTH	TEAM	ADJ.	CONF.	ADJ CONF.
Average RPI Loss:	115	RECORD	PCT. RANK	GAMES	SCHEDULE	OF SCHEDULE	RPI	RPI	RPI	RPI

DIV. I ONLY	15- 13	141	4- 6	152	115	135	144	8	8
DIV. I NON-CONF.	6- 3	88	0- 0	207	248	120	122	8	8

TOTALS	RPI 1-25	RPI 26-50	W-L RECORDS	RPI 51-100	RPI 100+
15- 13	0- 1	0- 1	OVERALL	1- 5	14- 6
11- 4	0- 0	0- 0	HOME	1- 2	10- 2
3- 7	0- 1	0- 1	AWAY	0- 2	3- 3
1- 2	0- 0	0- 0	NEUTRAL	0- 1	1- 1
6- 3	0- 0	0- 0	NON-CONFERENCE	0- 2	6- 1
5- 1	0- 0	0- 0	HOME	0- 1	5- 0
0- 1	0- 0	0- 0	AWAY	0- 0	0- 1
1- 1	0- 0	0- 0	NEUTRAL	0- 1	1- 0
9- 10	0- 1	0- 1	CONFERENCE	1- 3	8- 5
6- 3	0- 0	0- 0	HOME	1- 1	5- 2
3- 6	0- 1	0- 1	AWAY	0- 2	3- 2
0- 1	0- 0	0- 0	NEUTRAL	0- 0	0- 1

RPI S	Opponent	Score	RPI S	Opponent	Score	RPI S	Opponent	Score	RPI S	Opponent	Score
14	A Old Domini on	51 78	50	A James Madi son	35 55	54	N Kansas St.	49 75	118	A William & Mary	61 63
						60	H Charlotte	54 74	118	H William & Mary	52 45
						67	A Del aware	51 56	120	A Drexel	60 70
						67	H Del aware	55 41	120	H Drexel	53 41
						77	A Hofstra	53 71	128	A George Mason	64 51
						77	H Hofstra	76 91	128	H George Mason	61 48
									136	H UNC Greensboro	65 54
									147	H Coastal Caro.	75 51
									163	A Va. Commonweal th	71 67
									163	H Va. Commonweal th	37 54
									223	A Oklahoma St.	49 66
									224	H Towson	56 50
									232	H Northeastern	65 51
									232	N Northeastern	54 63
									238	A Georgi a St.	62 48
									238	H Georgi a St.	47 54
									263	H Ohio	60 55
									264	H Jacksonville St.	62 40
									283	H South Caroli na St.	60 50
									305	N Ameri can	64 60
LAST 10 Div sion I GAMES:											
232	N Northeastern	54 63	14	A Old Domini on	51 78						
128	H George Mason	61 48	120	H Drexel	53 41						
163	A Va. Commonweal th	71 67	67	A Del aware	51 56						
118	A William & Mary	61 63	77	H Hofstra	76 91						
238	H Georgi a St.	47 54	224	H Towson	56 50						

Non-Div I Games:

UNC Wilmington

Loss, 
Non-Conf, S Site, 
H Home
A Away 
N Neutral

U  
N  
I

UNI				Through Games Of Sunday, March 12, 2006							
Average RPI Win:		179	WON-LOST	WINNING	LAST 10	STRENGTH OF	OPP. STRENGTH	TEAM	ADJ.	CONF.	ADJ CONF.
Average RPI Loss:		112	RECORD	PCT. RANK	GAMES	SCHEDULE	OF SCHEDULE	RPI	RPI	RPI	RPI
DIV. I ONLY		19- 10	76	5- 5	160	113	97	101	12	12	
DIV. I NON-CONF.		6- 3	88	0- 1	232	175	124	124	10	10	
<hr/>											
TOTALS		RPI 1-25	RPI 26-50		W-L RECORDS		RPI 51-100		RPI 100+		
19- 10		0- 0	0- 2		OVERALL		4- 5		15- 4		
9- 3		0- 0	0- 1		HOME		3- 1		6- 1		
8- 6		0- 0	0- 1		AWAY		1- 3		7- 3		
2- 1		0- 0	0- 0		NEUTRAL		0- 1		2- 0		
6- 3		0- 0	0- 0		NON-CONFERENCE		0- 2		6- 2		
2- 1		0- 0	0- 0		HOME		0- 1		2- 0		
3- 2		0- 0	0- 0		AWAY		0- 0		3- 2		
1- 1		0- 0	0- 0		NEUTRAL		0- 1		1- 0		
13- 7		0- 0	0- 2		CONFERENCE		4- 3		9- 2		
7- 2		0- 0	0- 1		HOME		3- 0		4- 1		
5- 5		0- 0	0- 1		AWAY		1- 3		4- 1		
1- 0		0- 0	0- 0		NEUTRAL		0- 0		1- 0		
<hr/>											
RPI 1-25		RPI 26-50		RPI 51-100		RPI 101+		Team's RPI: 101			
RPI S	Opponent	Score	RPI S	Opponent	Score	RPI S	Opponent	Score	RPI S	Opponent	Score
			42 A	Indiana St.	41 53	55 H	Iowa	54 65	107 A	Kansas	49 59
			42 H	Indiana St.	62 74	73 N	Iowa St.	54 61	151 N	Illinois	71 47
						88 A	Missouri St.	64 47	157 A	Valparaiso	48 62
						88 A	Missouri St.	59 62	176 A	Illinois St.	61 53
						88 H	Missouri St.	66 47	176 H	Illinois St.	75 69
						97 A	Evansville	65 79	176 N	Illinois St.	70 62
						97 H	Evansville	53 47	181 A	Wichita St.	63 56
						99 A	Drake	58 60	181 H	Wichita St.	70 64
						99 H	Drake	69 46	192 A	Ill. -Chicago	63 53
									193 A	Southern Ill.	59 48
									193 H	Southern Ill.	49 40
									200 A	Colorado	74 65
									212 H	Murray St.	82 62
									221 A	Bradley	67 64
									221 H	Bradley	82 68
									237 A	Creighton	56 61
									237 H	Creighton	64 67
									258 H	Chicago St.	60 53
									300 A	IPFW	62 52
<hr/>											
LAST 10 Division I GAMES:											
			107 A	Kansas	49 59		181 H	Wichita St.	70 64		
			88 A	Missouri St.	59 62		88 H	Missouri St.	66 47		
			176 N	Illinois St.	70 62		221 A	Bradley	67 64		
			237 A	Creighton	56 61		42 A	Indiana St.	41 53		
			99 A	Drake	58 60		176 A	Illinois St.	61 53		

U  
N  
I

Non-Div I Games:

UNI

Average RPI Win:		160	WON-LOST RECORD		WINNING PCT. RANK	LAST 10 GAMES	STRENGTH OF SCHEDULE	OPP. STRENGTH OF SCHEDULE	TEAM RPI	ADJ. RPI	CONF. RPI	ADJ CONF. RPI							
Average RPI Loss:		34																	
DIV. I ONLY		18- 11	93		5- 5		33	68	53	56	6	6							
DIV. I NON-CONF.		8- 3	66		0- 1		60	161	52	53	7	7							
<hr/>																			
TOTALS		RPI 1-25	RPI 26-50		W-L RECORDS		RPI 51-100		RPI 100+										
18- 11		0- 6	3- 3		OVERALL		3- 3		12- 0										
11- 3		0- 2	2- 1		HOME		3- 0		6- 0										
4- 7		0- 3	0- 2		AWAY		0- 3		4- 0										
3- 1		0- 1	1- 0		NEUTRAL		0- 0		2- 0										
8- 3		0- 1	0- 1		NON-CONFERENCE		2- 2		6- 0										
5- 1		0- 0	0- 1		HOME		2- 0		3- 0										
1- 3		0- 1	0- 0		AWAY		0- 2		1- 0										
2- 0		0- 0	0- 0		NEUTRAL		0- 0		2- 0										
10- 8		0- 5	3- 2		CONFERENCE		1- 1		6- 0										
6- 2		0- 2	2- 0		HOME		1- 0		3- 0										
3- 5		0- 2	0- 2		AWAY		0- 1		3- 0										
1- 1		0- 1	1- 0		NEUTRAL		0- 0		0- 0										
<hr/>																			
RPI S		RPI 1-25	RPI S		RPI 26-50	RPI S		RPI 51-100	Team' s RPI : 56		RPI S		RPI 101+						
Opponent		Score	Opponent		Score	Opponent		Score			Opponent		Score						
15	A	DePaul	72	88	28	A	TCU	77	82	61	A	Wyomi ng	50	53	132	A	Ai r Force	66	56
17	A	Utah	64	75	28	H	TCU	61	50	61	H	Wyomi ng	65	56	132	H	Ai r Force	80	62
17	H	Utah	51	59	31	H	Texas A&M	48	73	64	A	Cal i forni a	50	58	185	A	Col orado St.	67	62
17	N	Utah	45	61	33	A	New Mexi co	47	60	69	H	Stephen F. Austin	72	66	185	H	Col orado St.	74	57
21	A	Brigham Young	58	77	33	H	New Mexi co	65	63	81	H	Tennessee Tech	65	55	197	A	Nevada	55	41
21	H	Brigham Young	51	55	33	N	New Mexi co	57	45	86	A	Fresno St.	57	77	214	H	Jackson St.	73	39
<hr/>																			
LAST 10 Div sion I GAMES:																			
86	A	Fresno St.	57	77	132	H	Ai r Force	80	62										
17	N	Utah	45	61	17	A	Utah	64	75										
33	N	New Mexi co	57	45	185	H	Col orado St.	74	57										
28	A	TCU	77	82	268	A	San Di ego St.	64	48										
33	H	New Mexi co	65	63	21	H	Bri gham Young	51	55										

UNLV

Non-Div I Games:

UNLV

■ Loss, 
 ■ Non-Conf, S Site, 
 ■ Home 
 ■ Away 
 N Neutral





Average RPI Win: 210		WON-LOST	WINNING	LAST 10	STRENGTH OF	OPP. STRENGTH	TEAM	ADJ.	CONF.	ADJ CONF.
Average RPI Loss: 141		RECORD	PCT. RANK	GAMES	SCHEDULE	OF SCHEDULE	RPI	RPI	RPI	RPI
DIV. I ONLY	18- 12	109	6- 4	135	225	112	113	20	20	
DIV. I NON-CONF.	5- 6	168	0- 0	88	113	135	136	24	24	
TOTALS	RPI 1-25	RPI 26-50	W-L RECORDS	RPI 51-100	RPI 100+					
18- 12	0- 1	0- 2	OVERALL	2- 2	16- 7					
10- 4	0- 0	0- 1	HOME	1- 0	9- 3					
5- 7	0- 1	0- 0	AWAY	0- 2	5- 4					
3- 1	0- 0	0- 1	NEUTRAL	1- 0	2- 0					
5- 6	0- 1	0- 2	NON-CONFERENCE	1- 0	4- 3					
2- 3	0- 0	0- 1	HOME	0- 0	2- 2					
0- 2	0- 1	0- 0	AWAY	0- 0	0- 1					
3- 1	0- 0	0- 1	NEUTRAL	1- 0	2- 0					
13- 6	0- 0	0- 0	CONFERENCE	1- 2	12- 4					
8- 1	0- 0	0- 0	HOME	1- 0	7- 1					
5- 5	0- 0	0- 0	AWAY	0- 2	5- 3					
0- 0	0- 0	0- 0	NEUTRAL	0- 0	0- 0					
RPI S Opponent	RPI 1-25	Score	RPI S Opponent	RPI 26-50	Score	RPI S Opponent	RPI 51-100	Score	RPI S Opponent	RPI 101+ Team's RPI: 113
13 A Arizona St.	64	78	39 N Louisiana Tech	67	75	69 A Stephen F. Austin	68	77	119 A Texas-Arlington	76 75
			48 H Tulsa	41	63	69 A Stephen F. Austin	48	56	119 H Texas-Arlington	68 67
						69 H Stephen F. Austin	66	48	137 A La. -Monroe	61 62
						92 N West Virginia	57	54	137 H La. -Monroe	71 70
									140 N Davidson	75 69
									145 H Ark. -Little Rock	52 44
									159 A Tex. A&M-Corp. Chris	44 56
									185 H Colorado St.	59 63
									205 H New Mexico St.	61 38
									211 H Texas St.	71 73
									222 A McNeese St.	57 62
									222 H McNeese St.	70 58
									241 A Lamar	53 50
									245 H Buffalo	62 73
									272 A Northwestern St.	69 58
									272 H Northwestern St.	73 65
									290 N Florida A&M	71 61
									291 A Southeastern La.	63 66
									291 H Southeastern La.	75 56
									291 H Southeastern La.	61 46
									292 A Sam Houston St.	75 71
									292 H Sam Houston St.	72 52
									295 A Nicholls St.	67 57
LAST 10 Division I GAMES:										
69 A Stephen F. Austin	48	56	69 A Stephen F. Austin	68	77					
119 A Texas-Arlington	76	75	211 H Texas St.	71	73					
291 H Southeastern La.	61	46	119 H Texas-Arlington	68	67					
272 A Northwestern St.	69	58	241 A Lamar	53	50					
292 H Sam Houston St.	72	52	222 A McNeese St.	57	62					

Non-Div I Games:

UTSA

Loss, 
Non-Conf, S Site, 
H Home
A Away 
N Neutral

Average RPI Win: 116		WON-LOST RECORD		WINNING PCT. RANK		LAST 10 GAMES		STRENGTH OF SCHEDULE		OPP. STRENGTH OF SCHEDULE		TEAM RPI		ADJ. RPI		CONF. RPI		ADJ CONF. RPI		
DIV. I ONLY		24- 6		20		8- 2		46		41		18		17		6		6		
DIV. I NON-CONF.		9- 2		29		3- 1		87		45		31		31		7		7		
TOTALS		RPI 1-25		RPI 26-50		W-L RECORDS		RPI 51-100		RPI 100+										
24- 6		4- 2		2- 5		OVERALL		7- 0		14- 0										
12- 2		0- 1		1- 1		HOME		2- 0		9- 0										
8- 3		1- 0		0- 3		AWAY		3- 0		4- 0										
7- 2		3- 1		1- 1		NEUTRAL		2- 0		1- 0										
9- 2		2- 1		1- 2		NON-CONFERENCE		2- 0		7- 0										
6- 0		0- 0		0- 0		HOME		0- 0		6- 0										
2- 1		0- 0		0- 1		AWAY		1- 0		1- 0										
4- 2		2- 1		1- 1		NEUTRAL		1- 0		0- 0										
15- 4		2- 1		1- 3		CONFERENCE		5- 0		7- 0										
6- 2		0- 1		1- 1		HOME		2- 0		3- 0										
6- 2		1- 0		0- 2		AWAY		2- 0		3- 0										
3- 0		1- 0		0- 0		NEUTRAL		1- 0		1- 0										
RPI 1-25		Team's RPI: 17		RPI 26-50		RPI 51-100		RPI 101+												
RPI S	Opponent		Score		RPI S	Opponent		Score		RPI S	Opponent		Score							
8 N	Maryl and		65 75		27 N	Notre Dame		55 68		56 A	UNLV		59 51		108 H	Oregon St.		62 53		
11 N	North Carolina St.		73 62		28 A	TCU		56 69		56 H	UNLV		75 64		132 A	Air Force		79 53		
13 N	Ari zona St.		86 65		28 H	TCU		62 63		56 N	UNLV		61 45		132 H	Air Force		90 45		
21 A	Bri gham Young		70 52		32 N	Boston Col lege		57 54		61 A	Wyomi ng		69 67		132 N	Air Force		67 47		
21 H	Bri gham Young		60 61		33 A	New Mexi co		42 59		61 H	Wyomi ng		55 47		141 H	Loyol a Marymount		63 47		
21 N	Bri gham Young		84 60		33 H	New Mexi co		75 62		62 N	Mi ddl e Tenn.		76 71		166 A	Ari zona		66 63		
					47 A	Washi ngton		56 63		72 A	Eastern Mi ch.		72 67		168 H	Gonzaga		81 54		
														183 H	Weber St.		65 38			
														185 A	Col orado St.		80 56			
														185 H	Col orado St.		76 54			
														255 H	Southern Utah		79 47			
														264 H	Jacksonville St.		83 46			
														268 A	San Diego St.		76 39			
														268 H	San Diego St.		78 43			
LAST 10 Div					sion I GAMES:															
8 N	Maryl and		65 75		56 N	UNLV		61 45												
32 N	Boston Col lege		57 54		132 N	Air Force		67 47												
13 N	Ari zona St.		86 65		61 A	Wyomi ng		69 67												
62 N	Mi ddl e Tenn.		76 71		28 H	TCU		62 63												
21 N	Bri gham Young		84 60		56 H	UNLV		75 64												

Non-Di v I Games:

Utah

■ Loss, 
 ■ Non-Conf, 
 ■ S Site, 
 ■ H Home 
 ■ A Away 
 N Neutral

Average RPI Win: 247

Average RPI Loss: 150

WON-LOST  
RECORDWINNING  
PCT. RANKLAST 10  
GAMESSTRENGTH OF  
SCHEDULEOPP. STRENGTH  
OF SCHEDULETEAM  
RPIADJ.  
RPICONF.  
RPIADJ CONF.  
RPI

DIV. I ONLY

3- 24

322

2- 8

143

175

303

302

15

15

DIV. I NON-CONF.

1- 9

311

0- 0

156

205

302

301

14

14

TOTALS

RPI 1-25

RPI 26-50

W-L RECORDS

RPI 51-100

RPI 100+

3- 24

0- 0

0- 3

OVERALL

0- 4

3- 17

2- 10

0- 0

0- 1

HOME

0- 3

2- 6

1- 12

0- 0

0- 2

AWAY

0- 1

1- 9

0- 2

0- 0

0- 0

NEUTRAL

0- 0

0- 2

1- 9

0- 0

0- 1

NON-CONFERENCE

0- 2

1- 6

1- 3

0- 0

0- 0

HOME

0- 2

1- 1

0- 5

0- 0

0- 1

AWAY

0- 0

0- 4

0- 1

0- 0

0- 0

NEUTRAL

0- 0

0- 1

2- 15

0- 0

0- 2

CONFERENCE

0- 2

2- 11

1- 7

0- 0

0- 1

HOME

0- 1

1- 5

1- 7

0- 0

0- 1

AWAY

0- 1

1- 5

0- 1

0- 0

0- 0

NEUTRAL

0- 0

0- 1

RPI 1-25

RPI 26-50

RPI 51-100

RPI 101+



Team's RPI: 302



RPI S Opponent Score



RPI S Opponent Score



RPI S Opponent Score



RPI S Opponent Score



31  Texas A&M 55  81



39  Louisi ana Tech 54  88



39  Louisi ana Tech 56  73



61  Wyomi ng 59  73



86  Fresno St. 52  70



86  Fresno St. 58  60



98  Montana 70  71



102  Hawai i 48  61



102  Hawai i 50  63



132  Ai r Force 56  60



151  Illi nois 43  62



178  Idaho St. 73  96



182  San Jose St. 49  70



182  San Jose St. 51  63



183  Weber St. 69  77


197  Nevada 54  64



197  Nevada 51  67



200  Col orado 56  73


203  Boi se St. 38  70



203  Boi se St. 55  72



205  New Mexi co St. 55 45


205  New Mexi co St. 48  55

236  Idaho 51  54



236  Idaho 63 53



236  Idaho 59  70



280  St. Louis 61  75



301  Utah Valley St. 74 51



LAST 10 Division I GAMES:



236  Idaho 59  70


182  San Jose St. 49  70



86  Fresno St. 52  70


197  Nevada 51  67



203  Boi se St. 55  72

102  Hawai i 50  63

236  Idaho 63 53

39  Louisi ana Tech 54  88

205  New Mexi co St. 55 45





39  Louisi ana Tech 56  73

Utah St.

Utah St.

Non-Div I Games:

Utah St.

 Loss,  Non-Conf, S Site,  Home  Away N Neutral

Average RPI Win:	222	WON-LOST	WINNING	LAST 10	STRENGTH OF	OPP. STRENGTH	TEAM	ADJ.	CONF.	ADJ CONF.
Average RPI Loss:	221	RECORD	PCT. RANK	GAMES	SCHEDULE	OF SCHEDULE	RPI	RPI	RPI	RPI

DIV. I ONLY	9- 16	235	3- 6	330	264	301	301	31	31
DIV. I NON-CONF.	5- 13	266	0- 3	270	264	288	295	28	28

TOTALS	RPI 1-25	RPI 26-50	W-L RECORDS	RPI 51-100	RPI 100+
9- 16	0- 1	0- 0	OVERALL	1- 0	8- 15
8- 6	0- 0	0- 0	HOME	1- 0	7- 6
1- 10	0- 1	0- 0	AWAY	0- 0	1- 9
0- 0	0- 0	0- 0	NEUTRAL	0- 0	0- 0
5- 13	0- 1	0- 0	NON-CONFERENCE	1- 0	4- 12
5- 5	0- 0	0- 0	HOME	1- 0	4- 5
0- 8	0- 1	0- 0	AWAY	0- 0	0- 7
0- 0	0- 0	0- 0	NEUTRAL	0- 0	0- 0
4- 3	0- 0	0- 0	CONFERENCE	0- 0	4- 3
3- 1	0- 0	0- 0	HOME	0- 0	3- 1
1- 2	0- 0	0- 0	AWAY	0- 0	1- 2
0- 0	0- 0	0- 0	NEUTRAL	0- 0	0- 0

RPI S	RPI 1-25	Score
21	A Brigham Young	54 61

RPI S	RPI 26-50	Score
-------	-----------	-------

RPI S	RPI 51-100	Score
86	H Fresno St.	72 64

RPI S	RPI 101+	Team's RPI: 301	Score
108	H Oregon St.	56	63
132	H Air Force	70	97
159	H Tex. A&M-Corp. Chris	91	78
168	H Gonzaga	60	51
178	H Idaho St.	83	74
180	A UC Riverside	62	69
183	H Weber St.	57	65
197	A Nevada	59	74
203	A Boise St.	55	85
235	H Portland St.	86	60
236	H Idaho	70	99
249	A Northern Colo.	75	73
249	H Northern Colo.	64	67
255	A Southern Utah	74	80
264	H Jacksonville St.	77	84
275	A Cal St. Fullerton	63	84
286	H North Dakota St.	76	57
300	A IPFW	60	84
302	A Utah St.	51	74
311	A Montana St.	84	92
320	A Tex. -Pan American	49	65
320	H Tex. -Pan American	73	67
321	H Portland	79	75

## LAST 10 Division I GAMES:

320	A Tex. -Pan American	49	65	249	A Northern Colo.	75	73
300	A IPFW	60	84	180	A UC Riverside	62	69
286	H North Dakota St.	76	57	275	A Cal St. Fullerton	63	84
249	H Northern Colo.	64	67	197	A Nevada	59	74
159	H Tex. A&M-Corp. Chris	91	78	320	H Tex. -Pan American	73	67

Utah Valley St.

Utah Valley St.

Non-Div I Games: Grand Canyon 56 43 Westminster (Uta65 60

Utah Valley St.

Loss, Non-Conf, S Site, H Home A Away N Neutral

Average RPI Win: 183		WON-LOST RECORD		WINNING PCT. RANK		LAST 10 GAMES		STRENGTH OF SCHEDULE		OPP. STRENGTH OF SCHEDULE		TEAM RPI		ADJ. RPI		CONF. RPI		ADJ CONF. RPI	
Average RPI Loss: 118																			
DIV. I ONLY		13- 15		183		2- 8		122		121		163		163		8		8	
DIV. I NON-CONF.		7- 2		48		0- 0		146		303		78		78		8		8	
TOTALS		RPI 1-25		RPI 26-50		W-L RECORDS		RPI 51-100				RPI 100+							
13- 15		0- 2		0- 2		OVERALL		0- 2				13- 9							
8- 6		0- 1		0- 1		HOME		0- 1				8- 3							
5- 9		0- 1		0- 1		AWAY		0- 1				5- 6							
0- 0		0- 0		0- 0		NEUTRAL		0- 0				0- 0							
7- 2		0- 0		0- 0		NON-CONFERENCE		0- 0				7- 2							
5- 0		0- 0		0- 0		HOME		0- 0				5- 0							
2- 2		0- 0		0- 0		AWAY		0- 0				2- 2							
0- 0		0- 0		0- 0		NEUTRAL		0- 0				0- 0							
6- 13		0- 2		0- 2		CONFERENCE		0- 2				6- 7							
3- 6		0- 1		0- 1		HOME		0- 1				3- 3							
3- 7		0- 1		0- 1		AWAY		0- 1				3- 4							
0- 0		0- 0		0- 0		NEUTRAL		0- 0				0- 0							
RPI 1-25				RPI 26-50				RPI 51-100				RPI 101+		Team's RPI: 163					
RPI S	Opponent	Score		RPI S	Opponent	Score		RPI S	Opponent	Score		RPI S	Opponent	Score					
14	A Old Domi ni on	66 94		50	A James Madi son	54 69		67	A Del aware	35 66		115	A Loyol a (Md.)	65 62					
14	H Old Domi ni on	62 82		50	H James Madi son	67 80		77	H Hofstra	43 58		116	H Ri chmond	76 74					
												118	A Wi lli am & Mary	52 55					
												118	H Wi lli am & Mary	66 70					
												120	H Drexel	60 70					
												125	H Bel mont	72 70					
												128	A George Mason	58 54					
												128	A George Mason	60 74					
												128	H George Mason	57 55					
												139	A East Caro.	61 66					
												144	A UNC Wi lmi ngton	54 37					
												144	H UNC Wi lmi ngton	67 71					
												169	H Radford	59 57					
												201	H Tol edo	71 50					
												224	A Towson	61 62					
												224	H Towson	72 61					
												232	A Northeastern	80 87					
												238	A Georgi a St.	82 80					
												238	H Georgi a St.	69 60					
												240	A Howard	89 66					
												278	A Lehi gh	59 75					
												307	H Norfol k St.	67 48					
				LAST 10 Div sion I GAMES:															
				128 A George Mason 60 74				77 H Hofstra 43 58											
				238 A Georgi a St. 82 80				118 H Wi lli am & Mary 66 70											
				144 H UNC Wi lmi ngton 67 71				224 A Towson 61 62											
				14 A Old Domi ni on 66 94				120 H Drexel 60 70											
				128 A George Mason 58 54				50 H James Madi son 67 80											

Non-Div I Games:

Va. Commonwealth

Average RPI Win: 212				WON-LOST RECORD		WINNING PCT. RANK		LAST 10 GAMES		STRENGTH OF SCHEDULE		OPP. STRENGTH OF SCHEDULE		TEAM RPI		ADJ. RPI		CONF. RPI		ADJ CONF. RPI			
Average RPI Loss: 129																							
DIV. I ONLY				16- 13		134		5- 5		197		168		158		157		17		17			
DIV. I NON-CONF.				6- 5		134		0- 0		144		104		132		127		17		17			
TOTALS				RPI 1-25		RPI 26-50		W-L RECORDS		RPI 51-100				RPI 100+									
16- 13				0- 1		0- 1		OVERALL		1- 4				15- 7									
10- 2				0- 0		0- 0		HOME		0- 1				10- 1									
4- 9				0- 0		0- 1		AWAY		0- 2				4- 6									
2- 2				0- 1		0- 0		NEUTRAL		1- 1				1- 0									
6- 5				0- 1		0- 1		NON-CONFERENCE		1- 1				5- 2									
4- 0				0- 0		0- 0		HOME		0- 0				4- 0									
1- 4				0- 0		0- 1		AWAY		0- 1				1- 2									
1- 1				0- 1		0- 0		NEUTRAL		1- 0				0- 0									
10- 8				0- 0		0- 0		CONFERENCE		0- 3				10- 5									
6- 2				0- 0		0- 0		HOME		0- 1				6- 1									
3- 5				0- 0		0- 0		AWAY		0- 1				3- 4									
1- 1				0- 0		0- 0		NEUTRAL		0- 1				1- 0									
RPI 1-25				RPI 26-50		RPI 51-100		RPI 101+		Team's RPI: 157													
RPI S	Opponent			Score		RPI S	Opponent			Score		RPI S	Opponent			Score		RPI S	Opponent			Score	
24 N	Purdue			55 70		27 A	Notre Dame			50 58		51 A	Xavi er			44 58		101 H	UNI			62 48	
												89 A	Western Ill.			57 61		121 A	Ball St.			61 49	
												89 H	Western Ill.			42 53		126 A	Oral Roberts			31 53	
												89 N	Western Ill.			40 57		126 H	Oral Roberts			81 54	
												94 N	Kent St.			66 62		134 A	Oakl and			69 55	
																		134 H	Oakl and			67 68	
																		148 A	IUPUI			55 63	
																		148 H	IUPUI			55 48	
																		189 A	Central Mi ch.			49 55	
																		213 H	Northwestern			57 51	
																		221 A	Bradley			71 79	
																		229 A	UMKC			63 69	
																		229 H	UMKC			65 31	
																		229 N	UMKC			69 48	
																		255 A	Southern Utah			69 54	
																		255 H	Southern Utah			77 58	
																		258 A	Chi cago St.			50 53	
																		258 H	Chi cago St.			75 67	
																		300 H	I PFW			69 52	
																		306 H	Loyol a (Ill. )			83 50	
																		313 A	Centenary (La. )			66 47	
																		313 H	Centenary (La. )			91 44	
				LAST 10 Division I GAMES:																			
						89 N	Western Ill.			40 57		258 H	Chi cago St.			75 67							
						229 N	UMKC			69 48		89 H	Western Ill.			42 53							
						126 A	Oral Roberts			31 53		313 H	Centenary (La. )			91 44							
						229 A	UMKC			63 69		255 A	Southern Utah			69 54							
						148 A	IUPUI			55 63		148 H	IUPUI			55 48							

Non-Div I Games:

Valparaiso

Average RPI Win:	139	WON-LOST	WINNING	LAST 10	STRENGTH OF	OPP. STRENGTH	TEAM	ADJ.	CONF.	ADJ CONF.
Average RPI Loss:	18	RECORD	PCT. RANK	GAMES	SCHEDULE	OF SCHEDULE	RPI	RPI	RPI	RPI

DIV. I ONLY	20- 10	68	6- 4	37	19	40	38	2	2
DIV. I NON-CONF.	11- 3	47	1- 1	75	38	34	32	2	2

TOTALS	RPI 1-25	RPI 26-50	W-L RECORDS	RPI 51-100	RPI 100+
20- 10	3- 10	1- 0	OVERALL	4- 0	13- 1
12- 2	2- 3	1- 0	HOME	2- 0	8- 0
6- 6	1- 5	0- 0	AWAY	2- 0	3- 1
2- 2	0- 2	0- 0	NEUTRAL	0- 0	2- 0
11- 3	2- 4	1- 0	NON-CONFERENCE	0- 0	9- 0
8- 1	1- 1	1- 0	HOME	0- 0	6- 0
3- 2	1- 2	0- 0	AWAY	0- 0	2- 0
1- 1	0- 1	0- 0	NEUTRAL	0- 0	1- 0
9- 7	1- 6	0- 0	CONFERENCE	4- 0	4- 1
5- 2	1- 2	0- 0	HOME	2- 0	2- 0
3- 4	0- 3	0- 0	AWAY	2- 0	1- 1
1- 1	0- 1	0- 0	NEUTRAL	0- 0	1- 0

RPI S	RPI 1-25	Score	RPI S	RPI 26-50	Team's RPI: 38	Score	RPI S	RPI 51-100	Score	RPI S	RPI 101+	Score
1	H North Carolina	70 89	49	H Louisville	76 64		82	H Mississippi	68 58	104	H Northern Ari z.	57 41
1	N North Carolina	67 87					83	A Auburn	57 53	117	A Arkansas	51 52
2	A Tennessee	67 70					93	A South Carolina	67 59	117	H Arkansas	64 59
2	H Tennessee	68 80					93	H South Carolina	88 71	118	H William & Mary	92 66
6	A LSU	53 75								131	A Alabama	65 53
11	A North Carolina St.	67 76								131	N Alabama	84 62
12	H Georgia	61 83								159	A Tex. A&M-Corp. Chris	65 51
12	N Georgia	47 69								186	H Mississippi St.	87 48
13	A Arizona St.	60 69								188	N Clemson	86 49
14	A Old Dominion	82 77								204	A La Salle	70 57
20	H Western Ky.	72 57								270	H Colgate	72 33
23	H Kentucky	72 55								282	H Alabama A&M	80 29
25	A Florida	59 73								287	H Charleston So.	83 39
										293	H Miami (Ohio)	82 50
LAST 10 Division I GAMES:												
1	H North Carolina	70 89	23	H Kentucky	72 55							
49	H Louisville	76 64	12	H Georgia	61 83							
12	N Georgia	47 69	2	A Tennessee	67 70							
131	N Alabama	84 62	117	H Arkansas	64 59							
93	H South Carolina	88 71	83	A Auburn	57 53							

Non-Div I Games:

Vanderbilt

Loss, Non-Conf, S Site, H Home A Away N Neutral

Average RPI Win:	232	WON-LOST	WINNING	LAST 10	STRENGTH OF	OPP. STRENGTH	TEAM	ADJ.	CONF.	ADJ CONF.
Average RPI Loss:	106	RECORD	PCT. RANK	GAMES	SCHEDULE	OF SCHEDULE	RPI	RPI	RPI	RPI

DIV. I ONLY	9- 18	247	2- 8	100	127	199	199	10	11
DIV. I NON-CONF.	4- 6	206	0- 0	179	198	209	212	12	13

TOTALS	RPI 1-25	RPI 26-50	W-L RECORDS	RPI 51-100	RPI 100+
9- 18	0- 0	0- 6	OVERALL	0- 5	9- 7
5- 6	0- 0	0- 2	HOME	0- 2	5- 2
2- 11	0- 0	0- 3	AWAY	0- 3	2- 5
2- 1	0- 0	0- 1	NEUTRAL	0- 0	2- 0
4- 6	0- 0	0- 1	NON-CONFERENCE	0- 3	4- 2
2- 1	0- 0	0- 0	HOME	0- 1	2- 0
0- 5	0- 0	0- 1	AWAY	0- 2	0- 2
2- 0	0- 0	0- 0	NEUTRAL	0- 0	2- 0
5- 12	0- 0	0- 5	CONFERENCE	0- 2	5- 5
3- 5	0- 0	0- 2	HOME	0- 1	3- 2
2- 6	0- 0	0- 2	AWAY	0- 1	2- 3
0- 1	0- 0	0- 1	NEUTRAL	0- 0	0- 0

RPI S	RPI 1-25	Score	RPI S	RPI 26-50	Score	RPI S	RPI 51-100	Score	RPI S	RPI 101+	Team's RPI: 199	Score
	Opponent			Opponent			Opponent			Opponent		
29	A Hartford	52 66	29	A Hartford	56 62	55	A Iowa	57 79	112	A Binghamton	50 67	
29	H Hartford		29	H Hartford		66	H Pittsburgh	49 70	112	H Binghamton	49 84	
32	A Boston College	38 79	32	A Boston College		76	A Boston U.	70 79	160	A New Hampshire	62 70	
40	A Stony Brook	57 67	40	A Stony Brook		76	H Boston U.	72 92	160	H New Hampshire	57 54	
40	H Stony Brook	74 81	40	H Stony Brook		100	A Wisconsin-Green Bay	52 62	174	A UMBC	63 72	
40	N Stony Brook	52 59	40	N Stony Brook					174	H UMBC	74 60	
									182	N San Jose St.	55 52	
									219	A Maine	68 65	
									219	H Maine	73 60	
									231	A Siena	63 77	
									242	A Fairfield	80 83	
									251	N Mercer	64 43	
									270	H Colgate	71 59	
									289	A Albany (N.Y.)	67 38	
									289	H Albany (N.Y.)	62 65	
									322	H Niagara	80 56	
LAST 10 Division I GAMES:												
40	N Stony Brook	52 59	219	A Maine	68 65							
112	H Binghamton	49 84	174	A UMBC	63 72							
160	H New Hampshire	57 54	40	H Stony Brook	74 81							
76	A Boston U.	70 79	29	A Hartford	52 66							
289	H Albany (N.Y.)	62 65	160	A New Hampshire	62 70							

Non-Div I Games:

Vermont

Loss, Non-Conf, S Site, H Home A Away N Neutral



Average RPI Win:	133	WON-LOST	WINNING	LAST 10	STRENGTH OF	OPP. STRENGTH	TEAM	ADJ.	CONF.	ADJ CONF.
Average RPI Loss:	28	RECORD	PCT. RANK	GAMES	SCHEDULE	OF SCHEDULE	RPI	RPI	RPI	RPI

DIV. I ONLY	19- 10	76	7- 3	42	42	45	44	3	3
DIV. I NON-CONF.	9- 2	29	2- 1	116	83	46	46	6	6

TOTALS	RPI 1-25	RPI 26-50	W-L RECORDS	RPI 51-100	RPI 100+
19- 10	0- 5	1- 5	OVERALL	11- 1	9- 0
9- 3	0- 2	0- 1	HOME	6- 1	5- 0
8- 6	0- 2	1- 4	AWAY	3- 0	4- 0
2- 1	0- 1	0- 0	NEUTRAL	2- 0	0- 0
9- 2	0- 1	0- 2	NON-CONFERENCE	6- 0	5- 0
5- 2	0- 1	0- 1	HOME	3- 0	2- 0
5- 1	0- 0	0- 1	AWAY	2- 0	3- 0
1- 0	0- 0	0- 0	NEUTRAL	1- 0	0- 0
10- 8	0- 4	1- 3	CONFERENCE	5- 1	4- 0
6- 2	0- 1	0- 0	HOME	3- 1	3- 0
3- 5	0- 2	1- 3	AWAY	1- 0	1- 0
1- 1	0- 1	0- 0	NEUTRAL	1- 0	0- 0

RPI S	RPI 1-25	Score	RPI S	RPI 26-50	Score	Team's RPI: 44	RPI S	RPI 51-100	Score	RPI S	RPI 101+	Score
4	H Connecticut	56 72	26	A Temple	43 52		51	H Xavier	59 47	177	H Georgetown	67 50
9	A Rutgers	56 62	27	A Notre Dame	69 65		57	H Marquette	72 58	179	H Syracuse	72 55
9	N Rutgers	37 60	34	H George Washington	60 68		57	N Marquette	68 46	196	H Seton Hall	59 55
15	A DePaul	75 84	37	A St. John's (N.Y.)	55 65		65	H St. Joseph's	64 55	204	A La Salle	58 57
20	H Western Ky.	81 94	43	A South Fla.	49 69		66	H Pittsburgh	56 59	210	A Rhode Island	65 44
			49	A Louisville	57 63		70	A Marist	64 60	216	A Manhattan	66 51
							71	H Cincinnati	64 40	228	A Providence	54 51
							77	H Hofstra	71 46	242	H Fairfield	61 46
							82	N Mississippi	60 49	304	H Penn	85 51
							92	A West Virginia	69 56			
							92	H West Virginia	75 59			
							96	A Penn St.	62 59			
LAST 10 Division I GAMES:												
20	H Western Ky.	81 94	92	A West Virginia	69 56		177	H Georgetown	67 50			
51	H Xavier	59 47	196	H Seton Hall	59 55		228	A Providence	54 51			
77	H Hofstra	71 46	9	A Rutgers	56 62							
9	N Rutgers	37 60										
57	N Marquette	68 46										

Non-Div I Games:

Villanova

Loss, Non-Conf, S Site, H Home A Away N Neutral

Average RPI Win:		128	WON-LOST RECORD		WINNING PCT. RANK		LAST 10 GAMES		STRENGTH OF SCHEDULE		OPP. STRENGTH OF SCHEDULE		TEAM RPI		ADJ. RPI		CONF. RPI		ADJ CONF. RPI	
Average RPI Loss:		22																		
DIV. I ONLY		18- 11	93		7- 3		25		7		42		41		1		1			
DIV. I NON-CONF.		12- 1	8		2- 1		189		72		39		39		1		1			
TOTALS		RPI 1-25	RPI 26-50		W-L RECORDS		RPI 51-100		RPI 100+											
18- 11		1- 7	2- 3		OVERALL		6- 2		11- 0											
9- 5		0- 4	0- 1		HOME		4- 0		7- 0											
7- 4		1- 2	1- 2		AWAY		2- 1		3- 0											
2- 2		0- 1	1- 0		NEUTRAL		0- 1		1- 0											
12- 1		0- 0	1- 0		NON-CONFERENCE		3- 2		9- 0											
8- 0		0- 0	0- 0		HOME		2- 0		6- 0											
4- 1		0- 0	1- 0		AWAY		1- 1		2- 0											
1- 1		0- 0	0- 0		NEUTRAL		0- 1		1- 0											
7- 10		1- 7	1- 3		CONFERENCE		3- 0		2- 0											
3- 5		0- 4	0- 1		HOME		2- 0		1- 0											
3- 4		1- 2	0- 2		AWAY		1- 0		1- 0											
1- 1		0- 1	1- 0		NEUTRAL		0- 0		0- 0											
RPI 1-25		RPI 26-50		Team's RPI: 41		RPI 51-100		RPI 101+												
RPI S	Opponent		Score		RPI S	Opponent		Score		RPI S	Opponent		Score		RPI S	Opponent		Score		
1	H	North Carolina	60	72	30	A	Florida St.	46	60	53	N	Minnesota	64	69	109	A	Wake Forest	81	70	
1	N	North Carolina	56	82	30	H	Florida St.	58	67	57	A	Marquette	64	56	116	A	Richmond	66	45	
3	A	Duke	65	88	32	A	Boston College	43	57	59	A	Miami (Fla.)	77	65	131	N	Alabama	69	48	
8	A	Maryl and	71	85	32	N	Boston College	57	54	59	H	Miami (Fla.)	83	72	152	H	Holy Cross	80	39	
8	H	Maryl and	74	84	34	A	George Washi ngton	66	53	62	H	Mi ddl e Tenn.	79	63	184	H	Marshall	67	35	
11	H	North Carolina St.	63	73						65	H	St. Joseph' s	48	42	188	H	Cl emson	83	64	
16	A	Vi rgi ni a Tech	78	59						66	A	Pi ttsburgh	58	68	196	A	Seton Hall	59	39	
16	H	Vi rgi ni a Tech	54	65						87	H	Georgi a Tech	57	51	209	H	Harvard	54	48	
															227	H	Wri ght St.	74	56	
															259	H	Longwood	93	42	
															317	H	Yal e	92	41	
LAST 10 Di v si on I GAMES:																				
66	A	Pi ttsburgh	58	68	188	H	Cl emson	83	64	87	H	Georgi a Tech	57	51	109	A	Wake Forest	81	70	
59	H	Mi ami (Fl a. )	83	72	259	H	Longwood	93	42	1	H	North Carol ina	60	72						
65	H	St. Joseph' s	48	42																
1	N	North Carol ina	56	82																
32	N	Boston Colle ge	57	54																

Non-Div I Games:

Virginia

Average RPI Win:	101	WON-LOST	WINNING	LAST 10	STRENGTH OF	OPP. STRENGTH	TEAM	ADJ.	CONF.	ADJ CONF.
Average RPI Loss:	24	RECORD	PCT. RANK	GAMES	SCHEDULE	OF SCHEDULE	RPI	RPI	RPI	RPI

DIV. I ONLY	20- 9	60	6- 4	10	4	16	16	1	1
DIV. I NON-CONF.	13- 0	1	1- 1	42	36	6	6	1	1

TOTALS	RPI 1-25	RPI 26-50	W-L RECORDS	RPI 51-100	RPI 100+
20- 9	1- 7	5- 1	OVERALL	6- 1	9- 1
10- 4	1- 3	3- 1	HOME	2- 0	4- 0
6- 4	0- 2	2- 0	AWAY	2- 1	2- 1
5- 2	0- 2	0- 0	NEUTRAL	2- 0	3- 0
13- 0	1- 1	2- 0	NON-CONFERENCE	5- 0	6- 0
7- 0	1- 0	2- 0	HOME	2- 0	2- 0
3- 0	0- 0	0- 0	AWAY	1- 0	2- 0
4- 1	0- 1	0- 0	NEUTRAL	2- 0	2- 0
7- 9	0- 6	3- 1	CONFERENCE	1- 1	3- 1
3- 4	0- 3	1- 1	HOME	0- 0	2- 0
3- 4	0- 2	2- 0	AWAY	1- 1	0- 1
1- 1	0- 1	0- 0	NEUTRAL	0- 0	1- 0

RPI 1-25			Team's RPI: 16		RPI 26-50			RPI 51-100			RPI 101+		
RPI	S	Opponent	Score		RPI	S	Opponent	Score		RPI	S	Opponent	Score
1	H	North Carolina	75	84	30	A	Florida St.	76	69	59	A	Mi ami (Fl a. )	62 77
3	A	Duke	51	93	32	H	Boston College	67	62	63	N	Texas Tech	69 62
3	H	Duke	62	73	41	A	Vi rgi ni a	65	54	68	N	Mi ssouri	82 51
3	N	Duke	56	69	41	H	Vi rgi ni a	59	78	85	H	Hi gh Poi nt	91 52
4	N	Connecti cut	56	79	45	H	Li berty	70	60	87	A	Georgi a Tech	70 54
8	H	Maryl and	62	68	50	H	James Madi son	86	71	91	A	Southern Methodi st	87 61
11	A	North Carolina St.	44	65						97	H	Evansvi lle	79 59
14	H	Ol d Domi ni on	76	69									
LAST 10 Division I GAMES:													
	4	N	Connecti cut	56 79		3	A	Duke	51 93				
	68	N	Mi ssouri	82 51		87	A	Georgi a Tech	70 54				
	3	N	Duke	56 69		1	H	North Caroli na	75 84				
	109	N	Wake Forest	73 60		30	A	Flori da St.	76 69				
	109	H	Wake Forest	76 42		188	H	Cl emson	82 70				

Non-Div I Games:

Virginia Tech

Loss, Non-Conf, S Site, H Home A Away N Neutral

Average RPI Win: 301		WON-LOST RECORD		WINNING PCT. RANK		LAST 10 GAMES		STRENGTH OF SCHEDULE		OPP. STRENGTH OF SCHEDULE		TEAM RPI		ADJ. RPI		CONF. RPI		ADJ. CONF. RPI		
DIV. I ONLY		2- 25		331		1- 9		313		302		331		331		29		29		
DIV. I NON-CONF.		0- 9		322		0- 0		326		277		331		332		29		29		
TOTALS		RPI 1-25		RPI 26-50		W-L RECORDS		RPI 51-100				RPI 100+								
2- 25		0- 0		0- 0		OVERALL		0- 2				2- 23								
2- 10		0- 0		0- 0		HOME		0- 1				2- 9								
0- 15		0- 0		0- 0		AWAY		0- 1				0- 14								
0- 0		0- 0		0- 0		NEUTRAL		0- 0				0- 0								
0- 9		0- 0		0- 0		NON-CONFERENCE		0- 0				0- 9								
0- 3		0- 0		0- 0		HOME		0- 0				0- 3								
0- 6		0- 0		0- 0		AWAY		0- 0				0- 6								
0- 0		0- 0		0- 0		NEUTRAL		0- 0				0- 0								
2- 16		0- 0		0- 0		CONFERENCE		0- 2				2- 14								
2- 7		0- 0		0- 0		HOME		0- 1				2- 6								
0- 9		0- 0		0- 0		AWAY		0- 1				0- 8								
0- 0		0- 0		0- 0		NEUTRAL		0- 0				0- 0								
RPI 1-25		RPI 26-50		RPI 51-100		Team's RPI : 331														
RPI S	Opponent	Score	RPI S	Opponent	Score	RPI S	Opponent	Score	RPI S	Opponent	Score	RPI S	Opponent	Score	RPI S	Opponent	Score	RPI S	Opponent	Score
						95 A	Sacred Heart	48 85	111 A	Qui nni pi ac	64 74									
						95 H	Sacred Heart	56 67	111 H	Qui nni pi ac	59 72									
									114 H	Iona	58 67									
									154 A	Robert Morris	61 75									
									154 H	Robert Morris	58 74									
									160 H	New Hampshi re	52 74									
									188 A	Cl emson	66 94									
									204 A	La Salle	53 77									
									207 A	Mt. St. Mary' s	58 74									
									216 A	Manhattan	56 65									
									225 A	Monmouth	44 77									
									225 H	Monmouth	63 67									
									226 A	Long Isl and	47 62									
									226 H	Long Isl and	50 61									
									228 A	Provi dence	55 79									
									266 A	Fai rlei gh Di cki nson	55 57									
									266 H	Fai rlei gh Di cki nson	50 69									
									276 A	Central Conn. St.	59 81									
									276 H	Central Conn. St.	68 53									
									303 A	Lafayette	46 63									
									305 A	Ameri can	58 71									
									308 H	St. Francis (Pa.)	53 59									
									319 H	Col umbi a	65 75									
									326 A	St. Francis (N.Y.)	54 71									
									326 H	St. Francis (N.Y.)	63 55									
LAST 10 Div si on I GAMES:																				
						266 A	Fai rlei gh Di cki nson	55 57							326 A	St. Francis (N.Y.)	54 71			
						226 H	Long Isl and	50 61							225 H	Monmouth	63 67			
						207 A	Mt. St. Mary' s	58 74							266 H	Fai rlei gh Di cki nson	50 69			
						111 A	Qui nni pi ac	64 74							225 A	Monmouth	44 77			
						276 H	Central Conn. St.	68 53							276 A	Central Conn. St.	59 81			

### Non-Div I Games:

Wagner

Loss, Non-Conf, S Site, H Home A Away N Neutral

Wake Forest				Through Games Of Sunday, March 12, 2000																
Average RPI Win:		174	WON-LOST RECORD		WINNING PCT. RANK		LAST 10 GAMES		STRENGTH OF SCHEDULE		OPP. STRENGTH OF SCHEDULE		TEAM RPI		ADJ. RPI		CONF. RPI		ADJ CONF. RPI	
Average RPI Loss:		63																		
DIV. I ONLY		12- 16	200		2- 8		60		40		114		109		1		1			
DIV. I NON-CONF.		9- 4	83		1- 0		216		268		114		110		1		1			
TOTALS		RPI 1-25	RPI 26-50		W-L RECORDS		RPI 51-100		RPI 100+											
12- 16		3- 6	0- 4		OVERALL		1- 2		8- 4											
9- 5		3- 2	0- 1		HOME		0- 1		6- 1											
2- 9		0- 3	0- 2		AWAY		1- 1		1- 3											
1- 2		0- 1	0- 1		NEUTRAL		0- 0		1- 0											
9- 4		1- 0	0- 1		NON-CONFERENCE		1- 0		7- 3											
6- 1		1- 0	0- 0		HOME		0- 0		5- 1											
2- 2		0- 0	0- 0		AWAY		1- 0		1- 2											
1- 1		0- 0	0- 1		NEUTRAL		0- 0		1- 0											
3- 12		2- 6	0- 3		CONFERENCE		0- 2		1- 1											
3- 4		2- 2	0- 1		HOME		0- 1		1- 0											
0- 7		0- 3	0- 2		AWAY		0- 1		0- 1											
0- 1		0- 1	0- 0		NEUTRAL		0- 0		0- 0											
RPI 1-25		RPI 26-50		RPI 51-100		RPI 101+		Team's RPI: 109												
RPI S	Opponent	Score	RPI S	Opponent	Score	RPI S	Opponent	Score	RPI S	Opponent	Score									
1	H North Carolina	57 91	30	A Florida St.	57 70	59	H Miami (Fla.)	71 79	110	H Coppin St.	80 51									
3	A Duke	54 100	32	A Boston College	63 77	84	A Rice	69 67	116	A Richmond	57 65									
8	H Maryland	70 79	37	N St. John's (N.Y.)	38 69	87	A Georgia Tech	61 66	136	H UNC Greensboro	64 70									
11	A North Carolina St.	60 73	41	H Virginia	70 81				140	A Davidson	87 84									
11	H North Carolina St.	65 64							188	A Clemson	68 75									
16	A Virginia Tech	42 76							188	H Clemson	82 70									
16	H Virginia Tech	77 71							224	A Towson	48 63									
16	N Virginia Tech	60 73							251	H Mercer	85 56									
23	H Kentucky	82 77							293	N Miami (Ohio)	67 61									
									312	H Lipscomb	101 38									
									330	H Morgan St.	83 33									
									332	H Savannah St.	100 51									
LAST 10 Division I GAMES:																				
			16	N Virginia Tech	60 73		188	H Clemson	82 70											
			16	A Virginia Tech	42 76		11	A North Carolina St.	60 73											
			30	A Florida St.	57 70		59	H Miami (Fla.)	71 79											
			332	H Savannah St.	100 51		32	A Boston College	63 77											
			41	H Virginia	70 81		8	H Maryland	70 79											

Wake Forest

Non-Di v I Games:

Wake Forest

■ Loss, 
 ■ Non-Conf, S Site, 
 ■ Home 
 ■ Away 
 N Neutral



Average RPI Win:	209	WON-LOST	WINNING	LAST 10	STRENGTH OF	OPP. STRENGTH	TEAM	ADJ.	CONF.	ADJ CONF.
Average RPI Loss:	71	RECORD	PCT. RANK	GAMES	SCHEDULE	OF SCHEDULE	RPI	RPI	RPI	RPI

DIV. I ONLY	8- 20	272	2- 8	80	75	192	191	5	5
DIV. I NON-CONF.	6- 3	88	0- 0	152	290	105	105	3	4

TOTALS	RPI 1-25	RPI 26-50	W-L RECORDS	RPI 51-100	RPI 100+
8- 20	0- 6	0- 4	OVERALL	0- 3	8- 7
5- 7	0- 3	0- 2	HOME	0- 1	5- 1
1- 12	0- 3	0- 2	AWAY	0- 2	1- 5
2- 1	0- 0	0- 0	NEUTRAL	0- 0	2- 1
6- 3	0- 0	0- 0	NON-CONFERENCE	0- 1	6- 2
3- 0	0- 0	0- 0	HOME	0- 0	3- 0
1- 3	0- 0	0- 0	AWAY	0- 1	1- 2
2- 0	0- 0	0- 0	NEUTRAL	0- 0	2- 0
2- 17	0- 6	0- 4	CONFERENCE	0- 2	2- 5
2- 7	0- 3	0- 2	HOME	0- 1	2- 1
0- 9	0- 3	0- 2	AWAY	0- 1	0- 3
0- 1	0- 0	0- 0	NEUTRAL	0- 0	0- 1

RPI S	Opponent	Score	RPI S	Opponent	Score	RPI S	Opponent	Score	RPI S	Opponent	Score
13	A Arizona St.	47 72	46	A Southern	67 75	53	A Minnesota	57 83	102	A Hawai i	63 68
13	H Arizona St.	65 75		Cal i forni a		64	A Cal i forni a	51 61	108	A Oregon St.	67 68
19	A Stanford	47 78	46	H Southern	60 81	64	H Cal i forni a	47 53	108	H Oregon St.	50 59
19	H Stanford	56 76		Cal i forni a					108	N Oregon St.	38 77
22	A UCLA	50 77	47	A Washi ngton	57 83				142	A Oregon	50 54
22	H UCLA	63 73	47	H Washi ngton	70 73				142	H Oregon	68 53
LAST 10 Div sion I GAMES:											
			108	N Oregon St.	38 77	46	A Southern Cal i forni a	67 75	166	A Ari zona	52 61
			19	A Stanford	47 78	22	A UCLA	50 77	166	H Ari zona	84 77
			64	A Cal i forni a	51 61	47	A Washi ngton	57 83	173	H Pepperdi ne	66 57
			142	H Oregon	68 53	166	H Ari zona	84 77	178	N Idaho St.	74 51
			108	H Oregon St.	50 59	13	H Ari zona St.	65 75	202	A Eastern Wash.	54 57
									203	A Boise St.	80 76
									253	H St. Mary' s (Cal .)	53 43
									279	H Cal St. Northridge	68 55
									279	N Cal St. Northridge	65 64

Non-Div I Games:

Washington St.

Loss, 
Non-Conf, S Site, 
H Home
A Away 
N Neutral

Average RPI Win:	237	WON-LOST	WINNING	LAST 10	STRENGTH OF	OPP. STRENGTH	TEAM	ADJ.	CONF.	ADJ CONF.
Average RPI Loss:	139	RECORD	PCT. RANK	GAMES	SCHEDULE	OF SCHEDULE	RPI	RPI	RPI	RPI

DIV. I ONLY	15- 15	163	4- 6	185	237	183	183	18	18
DIV. I NON-CONF.	6- 7	159	0- 0	210	210	199	200	22	23

TOTALS	RPI 1-25	RPI 26-50	W-L RECORDS	RPI 51-100	RPI 100+
15- 15	0- 2	0- 0	OVERALL	1- 2	14- 11
8- 6	0- 1	0- 0	HOME	0- 2	8- 3
6- 8	0- 1	0- 0	AWAY	1- 0	5- 7
1- 1	0- 0	0- 0	NEUTRAL	0- 0	1- 1
6- 7	0- 2	0- 0	NON-CONFERENCE	0- 1	6- 4
4- 3	0- 1	0- 0	HOME	0- 1	4- 1
2- 4	0- 1	0- 0	AWAY	0- 0	2- 3
0- 0	0- 0	0- 0	NEUTRAL	0- 0	0- 0
9- 8	0- 0	0- 0	CONFERENCE	1- 1	8- 7
4- 3	0- 0	0- 0	HOME	0- 1	4- 2
4- 4	0- 0	0- 0	AWAY	1- 0	3- 4
1- 1	0- 0	0- 0	NEUTRAL	0- 0	1- 1

RPI S	RPI 1-25	Score	RPI S	RPI 26-50	Score	RPI S	RPI 51-100	Score	RPI S	RPI 101+	Team's RPI: 183
17	A Utah	38 65				61	H Wyoming	36 51	104	A Northern Ariz.	46 73
21	H Brigham Young	47 63				98	A Montana	50 49	104	H Northern Ariz.	53 65
						98	H Montana	51 65	104	N Northern Ariz.	59 74
									132	H Air Force	65 78
									141	H Loyola Marymount	65 55
									149	H UC Santa Barb.	72 63
									178	A Idaho St.	66 84
									178	A Idaho St.	71 70
									178	H Idaho St.	81 82
									193	A Southern Ill.	48 55
									202	A Eastern Wash.	40 54
									202	H Eastern Wash.	65 55
									202	N Eastern Wash.	74 69
									203	A Boise St.	55 62
									235	A Portland St.	59 78
									235	H Portland St.	80 61
									249	A Northern Colo.	51 65
									262	A Sacramento St.	57 55
									262	H Sacramento St.	59 55
									280	A St. Louis	70 60
									301	A Utah Valley St.	65 57
									302	H Utah St.	77 69
									311	A Montana St.	74 48
									311	H Montana St.	86 63
									318	H Pacific	80 62
			LAST 10 Division I GAMES:								
			104	N Northern Ariz.	59 74	178	A Idaho St.	66 84			
			178	A Idaho St.	71 70	235	A Portland St.	59 78			
			202	N Eastern Wash.	74 69	202	A Eastern Wash.	40 54			
			98	H Montana	51 65	104	H Northern Ariz.	53 65			
			311	H Montana St.	86 63	262	H Sacramento St.	59 55			

Non-Div I Games:

Weber St.

Loss, Non-Conf, S Site, H Home A Away N Neutral

W  
e  
b  
e  
r  
s  
t  
.

W  
e  
b  
e  
r  
s  
t  
.



Average RPI Win: 154				WON-LOST RECORD		WINNING PCT. RANK		LAST 10 GAMES		STRENGTH OF SCHEDULE		OPP. STRENGTH OF SCHEDULE		TEAM RPI		ADJ. RPI		CONF. RPI		ADJ CONF. RPI	
Average RPI Loss: 77																					
DIV. I ONLY				15- 16		172		3- 7		49		70		93		92		3		3	
DIV. I NON-CONF.				8- 3		66		0- 0		264		280		131		132		6		6	
TOTALS				RPI 1-25		RPI 26-50		W-L RECORDS		RPI 51-100				RPI 100+							
15- 16				2- 3		3- 5		OVERALL		0- 3				10- 5							
7- 6				1- 1		1- 2		HOME		0- 2				5- 1							
4- 9				0- 2		0- 3		AWAY		0- 1				4- 3							
4- 1				1- 0		2- 0		NEUTRAL		0- 0				1- 1							
8- 3				0- 0		0- 0		NON-CONFERENCE		0- 0				8- 3							
4- 1				0- 0		0- 0		HOME		0- 0				4- 1							
3- 1				0- 0		0- 0		AWAY		0- 0				3- 1							
1- 1				0- 0		0- 0		NEUTRAL		0- 0				1- 1							
7- 13				2- 3		3- 5		CONFERENCE		0- 3				2- 2							
3- 5				1- 1		1- 2		HOME		0- 2				1- 0							
1- 8				0- 2		0- 3		AWAY		0- 1				1- 2							
3- 0				1- 0		2- 0		NEUTRAL		0- 0				0- 0							
RPI 1-25				RPI 26-50				RPI 51-100				Team's RPI : 92				RPI 101+					
RPI	S	Opponent	Score	RPI	S	Opponent	Score	RPI	S	Opponent	Score	RPI	S	Opponent	Score	RPI	S	Opponent	Score		
4	A	Connecticut	50 58	27	H	Notre Dame	58 70	57	H	Marquette	75 80	113	N	UTSA	54 57						
4	A	Connecticut	44 50	37	A	St. John's (N.Y.)	69 74	66	H	Pittsburgh	58 62	136	A	UNC Greensboro	70 72						
9	H	Rutgers	41 54	37	N	St. John's (N.Y.)	55 49	71	A	Cincinnati	46 56	154	H	Robert Morris	80 54						
9	N	Rutgers	56 40	43	A	South Fla.	56 66					159	H	Tex. A&M-Corp. Chris	69 70						
15	H	DePaul	82 70	44	A	Villanova	59 75					162	A	Duquesne	77 61						
				44	H	Villanova	56 69					167	A	Houston	79 54						
				49	H	Louisville	99 73					177	H	Georgetown	65 54						
				49	N	Louisville	54 45					179	A	Syracuse	74 52						
												184	N	Marshall	72 58						
												196	A	Seton Hall	61 67						
												228	A	Providence	55 57						
												233	H	Fordham	83 39						
												252	A	UCF	77 63						
												323	H	Cleveland and St.	82 39						
												325	H	Kennesaw St.	100 60						
				LAST 10 Division I GAMES:																	
				4	A	Connecticut	44 50	43	A	South Fla.	56 66										
				9	N	Rutgers	56 40	27	H	Notre Dame	58 70										
				37	N	St. John's (N.Y.)	55 49	66	H	Pittsburgh	58 62										
				49	N	Louisville	54 45	71	A	Cincinnati	46 56										
				44	H	Villanova	56 69	9	H	Rutgers	41 54										

Non-Div I Games:

West Virginia

Loss, 
Non-Conf, S Site, 
H Home
A Away 
N Neutral

Average RPI Win:		246	WON-LOST		WINNING	LAST 10	STRENGTH OF		OPP. STRENGTH	TEAM	ADJ.	CONF.	ADJ CONF.	
Average RPI Loss:		139	RECORD		PCT. RANK	GAMES	SCHEDULE		OF SCHEDULE	RPI	RPI	RPI	RPI	
DIV. I ONLY		9- 20	264		6- 4		136		189		239	239	21	21
DIV. I NON-CONF.		0- 9	322		0- 0		106		40		296	293	18	18
TOTALS		RPI 1-25	RPI 26-50		W-L RECORDS		RPI 51-100		RPI 100+					
9- 20		0- 1	0- 4		OVERALL		0- 3		9- 12					
3- 8		0- 0	0- 1		HOME		0- 0		3- 7					
5- 10		0- 1	0- 2		AWAY		0- 3		5- 4					
1- 2		0- 0	0- 1		NEUTRAL		0- 0		1- 1					
0- 9		0- 1	0- 1		NON-CONFERENCE		0- 3		0- 4					
0- 2		0- 0	0- 0		HOME		0- 0		0- 2					
0- 6		0- 1	0- 1		AWAY		0- 3		0- 1					
0- 1		0- 0	0- 0		NEUTRAL		0- 0		0- 1					
9- 11		0- 0	0- 3		CONFERENCE		0- 0		9- 8					
3- 6		0- 0	0- 1		HOME		0- 0		3- 5					
5- 4		0- 0	0- 1		AWAY		0- 0		5- 3					
1- 1		0- 0	0- 1		NEUTRAL		0- 0		1- 0					
RPI 1-25		RPI 26-50		RPI 51-100		RPI 101+		Team's RPI: 239						
RPI S	Opponent	Score	RPI S	Opponent	Score	RPI S	Opponent	Score	RPI S	Opponent	Score			
18	A Mi chi gan St.	61 84	30	A Fl ori da St.	67 75	83	A Auburn	49 78	136	A UNC Greensboro	57 72			
			35	A Chattanooga	61 86	85	A Hi gh Poi nt	87 89	136	H UNC Greensboro	60 69			
			35	H Chattanooga	68 77	93	A South Carol ina	53 95	140	A Davi dson	63 67			
			35	N Chattanooga	73 77				140	H Davi dson	63 67			
									165	H UNC Asheville	66 77			
									169	H Radford	74 76			
									195	A Detroit	72 75			
									198	A Appal achi an St.	86 76			
									198	H Appal achi an St.	82 65			
									198	N Appal achi an St.	80 71			
									227	N Wri ght St.	63 65			
									230	A El on	56 48			
									230	H El on	72 85			
									244	A Ga. Southern	65 62			
									244	H Ga. Southern	70 72			
									267	A Col. of Charleston	59 69			
									267	H Col. of Charleston	98 65			
									281	A Furman	63 49			
									281	H Furman	79 73			
									314	A Wofford	79 54			
									314	H Wofford	64 69			
			LAST 10 Division I GAMES:											
			35	N Chattanooga	73 77	244	A Ga. Southern	65 62						
			198	N Appal achi an St.	80 71	35	A Chattanooga	61 86						
			136	A UNC Greensboro	57 72	198	H Appal achi an St.	82 65						
			267	H Col. of Charleston	98 65	140	H Davi dson	63 67						
			281	A Furman	63 49	230	A El on	56 48						

Western Caro.

Non-Div I Games:

Western Caro.

Loss, 
Non-Conf, S Site, 
H Home
A Away 
N Neutral

Average RPI Win: 211				WON-LOST RECORD		WINNING PCT. RANK		LAST 10 GAMES		STRENGTH OF SCHEDULE		OPP. STRENGTH OF SCHEDULE		TEAM RPI		ADJ. RPI		CONF. RPI		ADJ. CONF. RPI																							
DIV. I ONLY				21- 6		29		7- 3		256		154		87		89		17		17																							
DIV. I NON-CONF.				6- 2		62		0- 1		217		57		88		88		17		17																							
TOTALS				RPI 1-25		RPI 26-50		W-L RECORDS		RPI 51-100		RPI 100+																															
21- 6				0- 1		0- 0		OVERALL		0- 1		21- 5																															
8- 2				0- 0		0- 0		HOME		0- 0		8- 2																															
10- 3				0- 1		0- 0		AWAY		0- 1		10- 2																															
3- 1				0- 0		0- 0		NEUTRAL		0- 0		3- 1																															
6- 2				0- 1		0- 0		NON-CONFERENCE		0- 1		6- 1																															
2- 0				0- 0		0- 0		HOME		0- 0		2- 0																															
3- 3				0- 1		0- 0		AWAY		0- 1		3- 1																															
1- 0				0- 0		0- 0		NEUTRAL		0- 0		1- 0																															
15- 4				0- 0		0- 0		CONFERENCE		0- 0		15- 4																															
6- 2				0- 0		0- 0		HOME		0- 0		6- 2																															
7- 1				0- 0		0- 0		AWAY		0- 0		7- 1																															
2- 1				0- 0		0- 0		NEUTRAL		0- 0		2- 1																															
RPI 1-25				RPI 26-50		RPI 51-100		Team's RPI: 89		RPI 101+																																	
RPI S	Opponent			Score		RPI S	Opponent			Score		RPI S	Opponent			Score																											
7	A	Ohio St.			36 75								88	A	Missouri St.			41 46																									
																						126	A	Oral Roberts			68 56																
																						126	H	Oral Roberts			37 47																
																						129	A	Wisconsin			70 61																
																						134	A	Oakland			57 66																
																						134	H	Oakland			74 65																
																						134	N	Oakland			56 65																
																						148	A	IUPUI			53 44																
																						148	H	IUPUI			60 57																
																						151	A	Illinois			37 58																
																						157	A	Valparaiso			53 42																
																						157	H	Valparaiso			61 57																
																						157	N	Valparaiso			57 40																
																						164	H	Northern Ill.			50 34																
																						202	N	Eastern Wash.			57 54																
																						221	H	Bradley			57 54																
																						229	A	UMKC			55 46																
																						229	H	UMKC			61 70																
																						255	A	Southern Utah			57 47																
																						255	H	Southern Utah			80 55																
																						255	N	Southern Utah			50 37																
																						258	A	Chicago St.			62 49																
																						258	H	Chicago St.			63 45																
																						263	A	Ohio			69 59																
																						280	A	St. Louis			57 44																
																						313	A	Centenary (La.)			57 53																
																						313	H	Centenary (La.)			83 37																
																						LAST 10 Division I GAMES:																					
																						151	A	Illinois			37 58		258	H	Chicago St.			63 45									
																						134	N	Oakland			56 65		255	H	Southern Utah			80 55									
																						157	N	Valparaiso			57 40		229	A	UMKC			55 46									
255	N	Southern Utah			50 37		157	A	Valparaiso			53 42																															
229	H	UMKC			61 70		148	H	IUPUI			60 57																															

Western Ill.

Non-Div I Games: Hannibal-La Grange 59 Ill.-Springfield 109 38

Western Ill.

Average RPI Win: 123				WON-LOST RECORD		WINNING PCT. RANK		LAST 10 GAMES		STRENGTH OF SCHEDULE		OPP. STRENGTH OF SCHEDULE		TEAM RPI		ADJ. RPI		CONF. RPI		ADJ CONF. RPI	
Average RPI Loss: 66																					
DIV. I ONLY				24- 6		20		8- 2		27		93		17		20		9		9	
DIV. I NON-CONF.				10- 3		54		3- 1		17		91		17		17		11		11	
TOTALS				RPI 1-25		RPI 26-50		W-L RECORDS		RPI 51-100		RPI 100+									
24- 6				0- 1		3- 1		OVERALL		9- 4		15- 1									
14- 0				0- 0		2- 0		HOME		7- 0		7- 0									
7- 6				0- 1		1- 1		AWAY		1- 4		6- 1									
3- 0				0- 0		0- 0		NEUTRAL		1- 0		2- 0									
10- 3				0- 1		3- 1		NON-CONFERENCE		4- 1		6- 1									
9- 0				0- 0		2- 0		HOME		4- 0		3- 0									
3- 4				0- 1		1- 1		AWAY		0- 1		2- 1									
1- 0				0- 0		0- 0		NEUTRAL		0- 0		1- 0									
14- 3				0- 0		0- 0		CONFERENCE		5- 3		9- 0									
7- 0				0- 0		0- 0		HOME		3- 0		4- 0									
5- 3				0- 0		0- 0		AWAY		1- 3		4- 0									
2- 0				0- 0		0- 0		NEUTRAL		1- 0		1- 0									
RPI 1-25				Team's RPI: 20		RPI 26-50		RPI 51-100		RPI 101+											
RPI S	Opponent		Score	RPI S	Opponent		Score	RPI S	Opponent		Score	RPI S	Opponent		Score						
13	A	Arizona St.	64 78	38	A	Vanderbilt	57 72	54	A	Kansas St.	56 57	106	H	North Texas	84 70						
				39	H	Louisiana Tech	80 59	60	H	Charlotte	87 80	117	H	Arkansas	87 73						
				44	A	Villanova	94 81	60	H	Charlotte	81 68	145	A	Ark.-Little Rock	80 59						
				49	H	Louisville	71 61	62	A	Middle Tenn.	63 68	145	H	Ark.-Little Rock	73 51						
								62	A	Middle Tenn.	73 84	152	N	Holy Cross	72 41						
								62	H	Middle Tenn.	70 63	155	A	UAB	61 66						
								74	A	Florida Int'l	76 67	156	H	South Ala.	57 52						
								74	H	Florida Int'l	71 49	156	N	South Ala.	83 68						
								74	N	Florida Int'l	66 58	158	A	Denver	63 45						
								78	A	Arkansas St.	62 76	161	H	East Tenn. St.	86 56						
								78	H	Arkansas St.	106 89	162	H	Duquesne	70 51						
								81	H	Tennessee Tech	81 69	171	A	Austin Peay	70 47						
								81	H	Tennessee Tech	83 66	175	A	La.-Lafayette	74 58						
												212	A	Murray St.	86 59						
												217	H	Troy	64 36						
												310	A	New Orleans	59 49						
								LAST 10 Division I GAMES:													
				54	A	Kansas St.	56 57	74	N	Florida Int'l	66 58										
				44	A	Villanova	94 81	156	N	South Ala.	83 68										
				60	H	Charlotte	81 68	62	H	Middle Tenn.	70 63										
				81	H	Tennessee Tech	83 66	74	A	Florida Int'l	76 67										
				62	A	Middle Tenn.	73 84	78	H	Arkansas St.	106 89										

Western Ky.

Western Ky.

Non-Div I Games:

Western Ky.

Loss, 
Non-Conf, S Site, 
H Home
A Away 
N Neutral

Average RPI Win: 217		WON-LOST	WINNING	LAST 10	STRENGTH OF	OPP. STRENGTH	TEAM	ADJ.	CONF.	ADJ CONF.
Average RPI Loss: 95		RECORD	PCT. RANK	GAMES	SCHEDULE	OF SCHEDULE	RPI	RPI	RPI	RPI
DIV. I ONLY	14- 14	163	7- 3	118	134	147	143	16	16	
DIV. I NON-CONF.	3- 8	267	0- 0	139	51	226	223	16	16	
TOTALS	RPI 1-25	RPI 26-50	W-L RECORDS	RPI 51-100	RPI 100+					
14- 14	0- 2	0- 3	OVERALL	1- 4	13- 5					
7- 4	0- 1	0- 1	HOME	1- 1	6- 1					
7- 6	0- 0	0- 1	AWAY	0- 3	7- 2					
0- 4	0- 1	0- 1	NEUTRAL	0- 0	0- 2					
3- 8	0- 2	0- 2	NON-CONFERENCE	0- 2	3- 2					
1- 2	0- 1	0- 1	HOME	0- 0	1- 0					
2- 3	0- 0	0- 0	AWAY	0- 2	2- 1					
0- 3	0- 1	0- 1	NEUTRAL	0- 0	0- 1					
11- 6	0- 0	0- 1	CONFERENCE	1- 2	10- 3					
6- 2	0- 0	0- 0	HOME	1- 1	5- 1					
5- 3	0- 0	0- 1	AWAY	0- 1	5- 1					
0- 1	0- 0	0- 0	NEUTRAL	0- 0	0- 1					
RPI S	RPI 1-25	RPI S	RPI 26-50	RPI S	RPI 51-100	RPI S	RPI 101+	Team's RPI: 143		
16 N	Opponent	Score	Opponent	Score	Opponent	Score	Opponent	Score		
24 H	Virgi ni a Tech	65 69	27 H	Notre Dame	68 71	68 A	Missouri	65 84	121 A	Ball St.
	Purdue	65 98	36 A	Bowling Green	69 77	72 A	Eastern Mich.	55 71	121 H	Ball St.
			49 N	Loui sville	50 73	72 H	Eastern Mich.	57 64	148 A	IUPUI
						74 A	Florida Int'l	65 66	164 A	Northern Ill.
						94 H	Kent St.	69 63	164 H	Northern Ill.
									189 A	Central Mich.
									189 H	Central Mich.
									195 A	Detroit
									201 A	Tol edo
									201 H	Tol edo
									201 N	Tol edo
									213 H	Northwestern
									245 H	Buffal o
									263 H	Ohi o
									293 A	Mi ami (Ohi o)
									299 A	Akron
									305 N	Ameri can
									323 A	Cl evel and St.
LAST 10 Div sion I GAMES:										
201 N	Tol edo	59 64	189 A	Central Mich.	64 54					
201 H	Tol edo	87 86	245 H	Buffal o	86 42					
164 A	Northern Ill.	89 86	293 A	Mi ami (Ohi o)	70 60					
72 H	Eastern Mich.	57 64	94 H	Kent St.	69 63					
121 A	Ball St.	55 62	299 A	Akron	62 58					

Western Mich.

Non-Div I Games:

Western Mich.

Loss, 
Non-Conf, S Site, 
H Home
A Away 
N Neutral

Average RPI Win:	203	WON-LOST	WINNING	LAST 10	STRENGTH OF	OPP. STRENGTH	TEAM	ADJ.	CONF.	ADJ CONF.
Average RPI Loss:	119	RECORD	PCT. RANK	GAMES	SCHEDULE	OF SCHEDULE	RPI	RPI	RPI	RPI

DIV. I ONLY	15- 13	141	4- 6	271	104	181	181	12	12
DIV. I NON-CONF.	7- 2	48	0- 0	328	163	177	176	10	10

TOTALS	RPI 1-25	RPI 26-50	W-L RECORDS	RPI 51-100	RPI 100+
15- 13	0- 0	0- 2	OVERALL	3- 4	12- 7
12- 3	0- 0	0- 1	HOME	2- 1	10- 1
3- 9	0- 0	0- 1	AWAY	1- 2	2- 6
0- 1	0- 0	0- 0	NEUTRAL	0- 1	0- 0
7- 2	0- 0	0- 0	NON-CONFERENCE	0- 0	7- 2
6- 0	0- 0	0- 0	HOME	0- 0	6- 0
1- 2	0- 0	0- 0	AWAY	0- 0	1- 2
0- 0	0- 0	0- 0	NEUTRAL	0- 0	0- 0
8- 11	0- 0	0- 2	CONFERENCE	3- 4	5- 5
6- 3	0- 0	0- 1	HOME	2- 1	4- 1
2- 7	0- 0	0- 1	AWAY	1- 2	1- 4
0- 1	0- 0	0- 0	NEUTRAL	0- 1	0- 0

RPI S	RPI 1-25	Score	RPI S	RPI 26-50	Score	RPI S	RPI 51-100	Score	RPI S	RPI 101+	Team's RPI: 181
	Opponent			Opponent			Opponent			Opponent	Score
			42	A Indiana St.	60 85	88	A Missouri St.	92 89	101	A UNI	64 70
			42	H Indiana St.	85 88	88	H Missouri St.	68 65	101	H UNI	56 63
						97	A Evansville	55 84	114	A Iona	71 73
						97	H Evansville	67 61	126	A Oral Roberts	49 81
						97	N Evansville	73 77	164	H Northern Ill.	76 69
						99	A Drake	67 75	176	A Illinois St.	52 66
						99	H Drake	60 61	176	H Illinois St.	85 73
									193	A Southern Ill.	84 77
									193	H Southern Ill.	66 57
									221	A Bradley	79 85
									221	H Bradley	61 59
									223	H Oklahoma St.	63 57
									229	A UMKC	74 62
									229	H UMKC	71 60
									237	A Creighton	83 93
									237	H Creighton	82 63
									268	H San Diego St.	91 79
									316	H Ark. -Pine Bluff	78 45
									320	H Tex. -Pan American	72 59
LAST 10 Division I GAMES:											
			97	N Evansville	73 77	176	H Illinois St.	85 73			
			88	H Missouri St.	68 65	193	A Southern Ill.	84 77			
			101	A UNI	64 70	97	A Evansville	55 84			
			221	A Bradley	79 85	237	H Creighton	82 63			
			42	H Indiana St.	85 88	99	H Drake	60 61			

Non-Div I Games:

Wichita St.

Loss, Non-Conf, S Site, H Home A Away N Neutral

Wichita St.

Wichita St.

Average RPI Win:	190	WON-LOST	WINNING	LAST 10	STRENGTH OF	OPP. STRENGTH	TEAM	ADJ.	CONF.	ADJ CONF.
Average RPI Loss:	98	RECORD	PCT. RANK	GAMES	SCHEDULE	OF SCHEDULE	RPI	RPI	RPI	RPI

DIV. I ONLY	15- 13	141	6- 4	126	97	116	118	8	8
DIV. I NON-CONF.	4- 5	183	0- 0	186	153	193	194	8	8

TOTALS	RPI 1-25	RPI 26-50	W-L RECORDS	RPI 51-100	RPI 100+
15- 13	0- 2	1- 3	OVERALL	2- 2	12- 6
7- 5	0- 1	1- 0	HOME	2- 1	4- 3
7- 6	0- 1	0- 3	AWAY	0- 0	7- 2
1- 2	0- 0	0- 0	NEUTRAL	0- 1	1- 1
4- 5	0- 0	0- 2	NON-CONFERENCE	0- 2	4- 1
1- 2	0- 0	0- 0	HOME	0- 1	1- 1
2- 2	0- 0	0- 2	AWAY	0- 0	2- 0
1- 1	0- 0	0- 0	NEUTRAL	0- 1	1- 0
11- 8	0- 2	1- 1	CONFERENCE	2- 0	8- 5
6- 3	0- 1	1- 0	HOME	2- 0	3- 2
5- 4	0- 1	0- 1	AWAY	0- 0	5- 2
0- 1	0- 0	0- 0	NEUTRAL	0- 0	0- 1

RPI S	Opponent	Score	RPI S	Opponent	Score	RPI S	Opponent	Score	RPI S	Opponent	Score
14	A Old Domi ni on	33 85	38	A Vanderbi l t	66 92	66	N Pi ttsburgh	49 76	120	A Drexel	58 50
14	H Old Domi ni on	68 77	45	A Li berty	56 73	67	H Del aware	73 62	120	H Drexel	44 64
			50	A James Madi son	49 73	77	H Hofstra	69 62	128	A George Mason	51 70
			50	H James Madi son	82 70	85	H High Poi nt	61 71	128	H George Mason	55 58
									144	A UNC Wi l mi ngton	45 52
									144	H UNC Wi l mi ngton	63 61
									163	A Va. Commonweal th	70 66
									163	H Va. Commonweal th	55 52
									207	H Mt. St. Mary' s	75 84
									224	A Towson	51 33
									232	A Northeastern	58 54
									238	A Georgi a St.	75 61
									238	H Georgi a St.	78 50
									238	N Georgi a St.	66 81
									259	A Longwood	82 58
									270	N Col gate	64 62
									298	A Hampton	66 57
									307	H Norfol k St.	70 43
LAST 10 Div sion I GAMES:											
238	N Georgi a St.	66 81	238	H Georgi a St.	78 50						
120	H Drexel	44 64	163	A Va. Commonweal th	70 66						
14	A Old Domi ni on	33 85	232	A Northeastern	58 54						
144	H UNC Wi l mi ngton	63 61	128	H George Mason	55 58						
50	H James Madi son	82 70	77	H Hofstra	69 62						

Non-Di v I Games:

William &amp; Mary

■ Loss, 
 ■ Non-Conf, S Site, 
 ■ Home 
 ■ Away 
 N Neutral

Average RPI Win: 236		WON-LOST RECORD		WINNING PCT. RANK		LAST 10 GAMES		STRENGTH OF SCHEDULE		OPP. STRENGTH OF SCHEDULE		TEAM RPI		ADJ. RPI		CONF. RPI		Adj CONF. RPI	
DIV. I ONLY		13- 15		183		4- 6		253		178		206		208		13		14	
DIV. I NON-CONF.		5- 7		198		0- 0		321		275		290		290		15		15	
TOTALS		RPI 1-25		RPI 26-50		W-L RECORDS		RPI 51-100				RPI 100+							
13- 15		0- 0		0- 3		OVERALL		1- 3				12- 9							
8- 6		0- 0		0- 1		HOME		1- 0				7- 5							
5- 9		0- 0		0- 2		AWAY		0- 3				5- 4							
0- 0		0- 0		0- 0		NEUTRAL		0- 0				0- 0							
5- 7		0- 0		0- 0		NON-CONFERENCE		0- 2				5- 5							
4- 2		0- 0		0- 0		HOME		0- 0				4- 2							
1- 5		0- 0		0- 0		AWAY		0- 2				1- 3							
0- 0		0- 0		0- 0		NEUTRAL		0- 0				0- 0							
8- 8		0- 0		0- 3		CONFERENCE		1- 1				7- 4							
4- 4		0- 0		0- 1		HOME		1- 0				3- 3							
4- 4		0- 0		0- 2		AWAY		0- 1				4- 1							
0- 0		0- 0		0- 0		NEUTRAL		0- 0				0- 0							

RPI 1-25		RPI 26-50		RPI 51-100		RPI 101+ Team's RPI: 208		
RPI S	Opponent	Score	RPI S	Opponent	Score	RPI S	Opponent	Score
45	A Li berty	44 56	45	A Li berty	44 56	60	A Charlotte	57 59
45	A Li berty	45 53	45	A Li berty	45 53	85	A Hi gh Poi nt	51 57
45	H Li berty	51 61	45	H Li berty	51 61	85	H Hi gh Poi nt	64 60
						93	A South Carolina	42 73

Non-Div I Games: Livingstone 73 56

Wi nthrop

Loss, Non-Conf, S Site, H Home A Away N Neutral



Average RPI Win:	234	WON-LOST	WINNING	LAST 10	STRENGTH OF	OPP. STRENGTH	TEAM	ADJ.	CONF.	ADJ CONF.
Average RPI Loss:	76	RECORD	PCT. RANK	GAMES	SCHEDULE	OF SCHEDULE	RPI	RPI	RPI	RPI

DIV. I ONLY	22- 6	28	7- 3	291	174	98	100	23	23
DIV. I NON-CONF.	7- 3	82	1- 1	201	53	97	98	20	20

TOTALS	RPI 1-25	RPI 26-50	W-L RECORDS	RPI 51-100	RPI 100+
22- 6	0- 1	0- 1	OVERALL	0- 4	22- 1
10- 1	0- 0	0- 0	HOME	0- 1	10- 0
12- 4	0- 1	0- 1	AWAY	0- 3	12- 0
0- 1	0- 0	0- 0	NEUTRAL	0- 0	0- 1
7- 3	0- 1	0- 1	NON-CONFERENCE	0- 2	7- 0
2- 0	0- 0	0- 0	HOME	0- 0	2- 0
5- 4	0- 1	0- 1	AWAY	0- 2	5- 0
0- 0	0- 0	0- 0	NEUTRAL	0- 0	0- 0
15- 3	0- 0	0- 0	CONFERENCE	0- 2	15- 1
8- 1	0- 0	0- 0	HOME	0- 1	8- 0
7- 1	0- 0	0- 0	AWAY	0- 1	7- 0
0- 1	0- 0	0- 0	NEUTRAL	0- 0	0- 1

RPI S	RPI 1-25	Score	RPI S	RPI 26-50	Score	RPI S	RPI 51-100	Team's RPI: 100	Score	RPI S	RPI 101+	Score
15	A DePaul	62 86	42	A Indiana St.	59 98	55	A Iowa	57	81	134	A Oakland	74 72
						73	A Iowa St.	71	79	164	A Northern Ill.	73 67
						79	A Wi s. -Milwaukee	55	65	166	A Arizona	82 70
						79	H Wi s. -Milwaukee	67	69	176	A Illinois St.	76 60
										192	A Ill. -Chicago	70 62
										192	H Ill. -Chicago	77 58
										192	N Ill. -Chicago	62 74
										194	A Butler	79 67
										194	H Butler	56 51
										195	A Detroit	73 63
										195	H Detroit	71 58
										199	H Vermont	62 52
										227	A Wright St.	66 57
										227	H Wright St.	68 56
										274	A Youngstown St.	74 49
										274	H Youngstown St.	81 69
										274	H Youngstown St.	63 53
										286	A North Dakota St.	81 70
										306	A Loyol a (Ill.)	96 69
										306	H Loyol a (Ill.)	92 42
										318	H Paci fic	56 41
										323	A Clevel and St.	66 51
										323	H Clevel and St.	76 52
LAST 10 Division I GAMES:												
						73	A Iowa St.	71	79	195	H Detroit	71 58
						192	N Ill. -Chicago	62	74	274	H Youngstown St.	81 69
						274	H Youngstown St.	63	53	79	A Wi s. -Milwaukee	55 65
						194	A Butler	79	67	306	H Loyol a (Ill.)	92 42
						227	A Wright St.	66	57	286	A North Dakota St.	81 70

Non-Div I Games: Lewis

103 53

Wis.-Green Bay

Loss, Non-Conf, S Site, H Home A Away N Neutral

Wis.-Milwaukee

Wis.-Milwaukee					Through Games Of Sunday, March 12, 2006						
Average RPI Win:		210	WON-LOST	WINNING	LAST 10	STRENGTH OF	OPP. STRENGTH	TEAM	ADJ.	CONF.	ADJ CONF.
Average RPI Loss:		91	RECORD	PCT. RANK	GAMES	SCHEDULE	OF SCHEDULE	RPI	RPI	RPI	RPI
DIV. I ONLY		21- 8	46	9- 1	156	171	79	79	23	23	
DIV. I NON-CONF.		4- 6	206	0- 1	21	23	94	93	20	20	
<hr/>											
TOTALS		RPI 1-25	RPI 26-50	W-L RECORDS		RPI 51-100	RPI 100+				
21- 8		0- 3	0- 0	OVERALL		4- 2	17- 4				
12- 3		0- 1	0- 0	HOME		2- 0	10- 2				
9- 5		0- 1	0- 0	AWAY		2- 2	7- 2				
0- 1		0- 1	0- 0	NEUTRAL		0- 0	0- 0				
4- 6		0- 3	0- 0	NON-CONFERENCE		2- 2	2- 2				
2- 2		0- 1	0- 0	HOME		1- 0	1- 1				
2- 4		0- 1	0- 0	AWAY		1- 2	1- 1				
0- 1		0- 1	0- 0	NEUTRAL		0- 0	0- 0				
17- 2		0- 0	0- 0	CONFERENCE		2- 0	15- 2				
10- 1		0- 0	0- 0	HOME		1- 0	9- 1				
7- 1		0- 0	0- 0	AWAY		1- 0	6- 1				
0- 0		0- 0	0- 0	NEUTRAL		0- 0	0- 0				
<hr/>											
RPI 1-25			RPI 26-50			RPI 51-100			Team's RPI: 79		
RPI S	Opponent	Score	RPI S	Opponent	Score	RPI S	Opponent	Score	RPI S	Opponent	Score
5	A Oklahoma	57 89				55	A Iowa	42 82	123	A South Dakota St.	55 70
15	H DePaul	79 91				57	A Marquette	62 70	129	H Wisconsin	57 72
18	N Michigan St.	46 65				90	A Southeast Mo. St.	90 87	134	H Oakland	73 71
						90	H Southeast Mo. St.	73 70	192	A Ill. -Chicago	65 58
						100	A Wis. -Green Bay	69 67	192	H Ill. -Chicago	55 54
						100	H Wis. -Green Bay	65 55	192	H Ill. -Chicago	71 63
									194	A Butler	74 62
									194	H Butler	79 80
									194	H Butler	58 57
									195	A Detroit	74 56
									195	H Detroit	69 55
									213	A Northwestern	81 73
									227	A Wright St.	67 69
									227	H Wright St.	64 61
									274	A Youngstown St.	64 59
									274	H Youngstown St.	67 44
									306	A Loyola (Ill.)	78 66
									306	H Loyola (Ill.)	67 58
									306	H Loyola (Ill.)	76 56
									323	A Cleveland St.	68 53
									323	H Cleveland St.	61 46
<hr/>											
LAST 10 Division I GAMES:											
18 N Michigan St.			46 65	192 A Ill. -Chicago			65 58				
192 H Ill. -Chicago			71 63	274 H Youngstown St.			67 44				
194 H Butler			58 57	195 H Detroit			69 55				
306 H Loyola (Ill.)			76 56	100 H Wis. -Green Bay			65 55				
306 A Loyola (Ill.)			78 66	194 A Butler			74 62				

Wis.-Milwaukee

Non-Div I Games: Northern Mich. 77 65

Wis.-Milwaukee

Average RPI Win:	167	WON-LOST	WINNING	LAST 10	STRENGTH OF	OPP. STRENGTH	TEAM	ADJ.	CONF.	ADJ CONF.
Average RPI Loss:	68	RECORD	PCT. RANK	GAMES	SCHEDULE	OF SCHEDULE	RPI	RPI	RPI	RPI

DIV. I ONLY	11- 18	227	4- 6	56	73	134	129	7	7
DIV. I NON-CONF.	6- 6	148	0- 0	51	144	101	101	5	5

TOTALS	RPI 1-25	RPI 26-50	W-L RECORDS	RPI 51-100	RPI 100+
11- 18	0- 6	0- 1	OVERALL	3- 7	8- 4
6- 9	0- 2	0- 1	HOME	2- 4	4- 2
4- 7	0- 3	0- 0	AWAY	1- 2	3- 2
1- 2	0- 1	0- 0	NEUTRAL	0- 1	1- 0
6- 6	0- 1	0- 1	NON-CONFERENCE	1- 2	5- 2
3- 4	0- 0	0- 1	HOME	0- 2	3- 1
2- 1	0- 0	0- 0	AWAY	1- 0	1- 1
1- 1	0- 1	0- 0	NEUTRAL	0- 0	1- 0
5- 12	0- 5	0- 0	CONFERENCE	2- 5	3- 2
3- 5	0- 2	0- 0	HOME	2- 2	1- 1
2- 6	0- 3	0- 0	AWAY	0- 2	2- 1
0- 1	0- 0	0- 0	NEUTRAL	0- 1	0- 0

RPI S	RPI 1-25	Score	RPI S	RPI 26-50	Score	RPI S	RPI 51-100	Score	RPI S	RPI 101+	Team's RPI: 129
7	A Ohio St.	46 73	27	H Notre Dame	72 77	53	A Minnesota	67 73	102	A Hawaii	77 67
15	N DePaul	57 76				53	H Minnesota	67 61	107	A Kansas	87 90
18	A Michigan St.	47 53				55	H Iowa	59 68	123	H South Dakota St.	65 68
18	H Michigan St.	63 69				57	H Marquette	59 71	151	A Illinois	66 61
24	A Purdue	57 77				58	H Indiana	64 71	151	H Illinois	54 84
24	H Purdue	63 66				79	A Wisconsin-Milwaukee	72 57	167	H Houston	77 54
						89	H Western Ill.	61 70	178	N Idaho St.	85 73
						96	A Penn St.	54 69	213	A Northwestern	56 58
						96	H Penn St.	66 56	213	H Northwestern	74 45
						96	N Penn St.	73 80	220	A Michigan	75 65
									257	H Eastern Ill.	75 48
									323	H Cleveland St.	84 59
LAST 10 Division I GAMES:											
96	N Penn St.	73 80	151	A Illinois	66 61						
24	H Purdue	63 66	213	A Northwestern	56 58						
53	H Minnesota	67 61	58	H Indiana	64 71						
96	H Penn St.	66 56	220	A Michigan	75 65						
18	A Michigan St.	47 53	7	A Ohio St.	46 73						

Non-Div I Games:

Wisconsin

Loss, Non-Conf, S Site, H Home A Away N Neutral

Average RPI Win: 252		WON-LOST	WINNING	LAST 10	STRENGTH OF	OPP. STRENGTH	TEAM	ADJ.	CONF.	ADJ CONF.
Average RPI Loss: 196		RECORD	PCT. RANK	GAMES	SCHEDULE	OF SCHEDULE	RPI	RPI	RPI	RPI
DIV. I ONLY	5- 21	304	2- 8	297	241	315	314	21	21	
DIV. I NON-CONF.	2- 5	262	0- 0	296	213	300	300	18	18	
TOTALS	RPI 1-25	RPI 26-50	W-L RECORDS	RPI 51-100	RPI 100+					
5- 21	0- 1	0- 2	OVERALL	0- 0	5- 18					
3- 7	0- 0	0- 1	HOME	0- 0	3- 6					
2- 13	0- 1	0- 1	AWAY	0- 0	2- 11					
0- 1	0- 0	0- 0	NEUTRAL	0- 0	0- 1					
2- 5	0- 1	0- 0	NON-CONFERENCE	0- 0	2- 4					
1- 0	0- 0	0- 0	HOME	0- 0	1- 0					
1- 5	0- 1	0- 0	AWAY	0- 0	1- 4					
0- 0	0- 0	0- 0	NEUTRAL	0- 0	0- 0					
3- 16	0- 0	0- 2	CONFERENCE	0- 0	3- 14					
2- 7	0- 0	0- 1	HOME	0- 0	2- 6					
1- 8	0- 0	0- 1	AWAY	0- 0	1- 7					
0- 1	0- 0	0- 0	NEUTRAL	0- 0	0- 1					
RPI S Opponent Score	RPI S Opponent Score	RPI S Opponent Score	RPI S Opponent Score	RPI S Opponent Score	RPI S Opponent Score	Team's RPI: 314				
1 A North Carolina 50 87	35 A Chattanooga 58 104	35 H Chattanooga 61 96				136 A UNC Greensboro 64 84				
						136 H UNC Greensboro 55 67				
						140 A Davi dson 43 58				
						140 H Davi dson 72 81				
						198 A Appal achi an St. 56 75				
						198 H Appal achi an St. 65 80				
						208 A Wi nthrop 44 56				
						215 A Gardner-Webb 64 57				
						230 A El on 43 63				
						230 H El on 49 44				
						239 A Western Caro. 69 64				
						239 H Western Caro. 54 79				
						244 A Ga. Southern 73 80				
						244 H Ga. Southern 63 82				
						244 N Ga. Southern 66 77				
						262 A Sacramento St. 57 71				
						267 A Col. of Charleston 50 59				
						267 H Col. of Charleston 45 59				
						281 A Furman 53 69				
						281 H Furman 70 69				
						287 A Charleston So. 61 68				
						294 H N. C. A&T 94 50				
						318 A Paci fi c 56 70				
		LAST 10 Div sion I GAMES:								
		244 N Ga. Southern 66 77		281 A Furman 53 69						
		35 H Chattanooga 61 96		230 H El on 49 44						
		136 H UNC Greensboro 55 67		267 H Col. of Charleston 45 59						
		140 A Davi dson 43 58		244 A Ga. Southern 73 80						
		198 A Appal achi an St. 56 75		239 A Western Caro. 69 64						

Wofford

Wofford

Non-Div I Games: Montreat

97 48

Southern Va.

86 45

Wofford

Loss, Non-Conf, S Site, H Home A Away N Neutral

Average RPI Win: 240		WON-LOST	WINNING	LAST 10	STRENGTH OF	OPP. STRENGTH	TEAM	ADJ.	CONF.	ADJ CONF.
Average RPI Loss: 151		RECORD	PCT. RANK	GAMES	SCHEDULE	OF SCHEDULE	RPI	RPI	RPI	RPI
DIV. I ONLY	12- 16	200	5- 5	248	212	225	227	23	23	
DIV. I NON-CONF.	4- 7	222	0- 1	161	127	212	216	20	20	
TOTALS	RPI 1-25	RPI 26-50	W-L RECORDS	RPI 51-100	RPI 100+					
12- 16	0- 1	0- 1	OVERALL	1- 4	11- 10					
6- 5	0- 0	0- 0	HOME	1- 1	5- 4					
5- 10	0- 1	0- 1	AWAY	0- 2	5- 6					
1- 1	0- 0	0- 0	NEUTRAL	0- 1	1- 0					
4- 7	0- 1	0- 1	NON-CONFERENCE	0- 1	4- 4					
1- 2	0- 0	0- 0	HOME	0- 0	1- 2					
2- 4	0- 1	0- 1	AWAY	0- 0	2- 2					
1- 1	0- 0	0- 0	NEUTRAL	0- 1	1- 0					
8- 9	0- 0	0- 0	CONFERENCE	1- 3	7- 6					
5- 3	0- 0	0- 0	HOME	1- 1	4- 2					
3- 6	0- 0	0- 0	AWAY	0- 2	3- 4					
0- 0	0- 0	0- 0	NEUTRAL	0- 0	0- 0					
RPI S Opponent	RPI 1-25	Score	RPI S Opponent	RPI 26-50	Score	RPI S Opponent	RPI 51-100	Score	RPI S Opponent	RPI 101+ Team's RPI: 227
7 A Ohio St.	48	79	41 A Virginia	56	74	79 A Wis. -Milwaukee	61	64	121 H Ball St.	77 74
						79 H Wis. -Milwaukee	69	67	138 A Dayton	59 63
						98 N Montana	47	57	184 H Marshall	66 72
						100 A Wis. -Green Bay	56	68	192 A Ill. -Chicago	69 59
						100 H Wis. -Green Bay	57	66	192 A Ill. -Chicago	78 80
									192 H Ill. -Chicago	68 53
									194 A Butler	67 71
									194 H Butler	56 78
									195 A Detroit	59 68
									195 H Detroit	45 55
									196 H Seton Hall	48 64
									201 A Toledo	66 69
									239 N Western Caro.	65 63
									259 A Longwood	80 77
									274 A Youngstown St.	67 60
									274 H Youngstown St.	65 62
									293 A Miami (Ohio)	70 60
									306 A Loyola (Ill.)	77 85
									306 H Loyola (Ill.)	80 55
									323 A Cleveland St.	65 52
									323 H Cleveland St.	59 51
LAST 10 Division I GAMES:										
192 A Ill. -Chicago	78	80	7 A Ohio St.	48	79	274 A Youngstown St.	67	60		
100 H Wis. -Green Bay	57	66	323 A Cleveland St.	65	52	194 A Butler	67	71		
323 H Cleveland St.	59	51	79 H Wis. -Milwaukee	69	67					
192 H Ill. -Chicago	68	53								
195 H Detroit	45	55								

Wright St.

Wright St.

Non-Div I Games:

Wright St.

Loss, 
Non-Conf, S Site, 
H Home
A Away 
N Neutral

Average RPI Win: 162  
 Average RPI Loss: 37

WON-LOST  
RECORD

WINNING  
PCT. RANK

LAST 10  
GAMES

STRENGTH OF  
SCHEDULE

OPP. STRENGTH  
OF SCHEDULE

TEAM  
RPI

ADJ.  
RPI

CONF.  
RPI

ADJ CONF.  
RPI

DIV. I ONLY	19- 8	55	6- 4	93	67	59	61	6	6
DIV. I NON-CONF.	9- 1	17	1- 1	188	237	56	58	7	7

TOTALS	RPI 1-25	RPI 26-50	W-L RECORDS	RPI 51-100	RPI 100+
19- 8	1- 3	2- 3	OVERALL	2- 3	15- 0
11- 3	0- 2	2- 0	HOME	2- 2	8- 0
8- 4	1- 1	0- 2	AWAY	0- 1	7- 0
0- 1	0- 0	0- 1	NEUTRAL	0- 0	0- 0
9- 1	0- 0	0- 0	NON-CONFERENCE	1- 2	9- 0
6- 2	0- 0	0- 0	HOME	1- 2	5- 0
4- 0	0- 0	0- 0	AWAY	0- 0	4- 0
0- 0	0- 0	0- 0	NEUTRAL	0- 0	0- 0
10- 7	1- 3	2- 3	CONFERENCE	1- 1	6- 0
6- 2	0- 2	2- 0	HOME	1- 0	3- 0
4- 4	1- 1	0- 2	AWAY	0- 1	3- 0
0- 1	0- 0	0- 1	NEUTRAL	0- 0	0- 0

RPI S	Opponent	Score
17	A Utah	47 55
17	H Utah	67 69
21	A Brigham Young	57 56
21	H Brigham Young	44 60

RPI S	Opponent	Score
28	A TCU	59 67
28	H TCU	68 67
28	N TCU	55 63
33	A New Mexi co	39 62
33	H New Mexi co	59 52

RPI S	Opponent	Score
54	H Kansas St.	55 65
56	A UNLV	56 65
56	H UNLV	53 50
80	H Nebraska	67 72
98	H Montana	50 45

RPI S	Opponent	Score
108	H Oregon St.	67 49
132	A Air Force	64 55
132	H Air Force	59 33
158	A Denver	62 47
178	H Idaho St.	78 60
183	A Weber St.	51 36
185	A Colorado St.	78 71
185	H Colorado St.	87 80
200	A Colorado	66 50
203	H Boise St.	68 54
249	H Northern Colo.	71 47
262	H Sacramento St.	47 35
268	A San Diego St.	64 53
268	H San Diego St.	78 45
302	A Utah St.	73 59

LAST 10 Division I GAMES:

80	H Nebraska	67 72	185	A Colorado St.	78 71
108	H Oregon St.	67 49	21	A Brigham Young	57 56
28	N TCU	55 63	33	H New Mexi co	59 52
17	H Utah	67 69	132	H Air Force	59 33
268	H San Diego St.	78 45	28	A TCU	59 67

Wyoming

Wyoming

Non-Div I Games: Chadron St. 75 39

Wyoming

Loss, Non-Conf, S Site, H Home A Away N Neutral

Average RPI Win: 157  
Average RPI Loss: 62

WON-LOST  
RECORD

WINNING  
PCT. RANK

LAST 10  
GAMES

STRENGTH OF  
SCHEDULE

OPP. STRENGTH  
OF SCHEDULE

TEAM  
RPI

ADJ.  
RPI

CONF.  
RPI

ADJ CONF.  
RPI

DIV. I ONLY  
DIV. I NON-CONF.

20- 8  
9- 2

51  
29

7- 3  
1- 1

61  
54

98  
75

49  
22

51  
22

11  
9

10  
9

TOTALS

RPI 1-25

RPI 26-50

W-L RECORDS

RPI 51-100

RPI 100+

20- 8

0- 1

2- 4

OVERALL

4- 3

15- 1

13- 2

0- 0

2- 1

HOME

3- 1

9- 0

7- 6

0- 1

0- 3

AWAY

1- 2

6- 1

0- 0

0- 0

0- 0

NEUTRAL

0- 0

0- 0

9- 2

0- 1

1- 2

NON-CONFERENCE

3- 0

6- 0

8- 0

0- 0

1- 0

HOME

2- 0

5- 0

2- 3

0- 1

0- 2

AWAY

1- 0

1- 0

0- 0

0- 0

0- 0

NEUTRAL

0- 0

0- 0

11- 6

0- 0

1- 2

CONFERENCE

1- 3

9- 1

6- 2

0- 0

1- 1

HOME

1- 1

4- 0

5- 4

0- 0

0- 1

AWAY

0- 2

5- 1

0- 0

0- 0

0- 0

NEUTRAL

0- 0

0- 0

RPI 1-25

RPI S Opponent

Score

8 A Maryland 68 93

RPI 26-50

RPI S Opponent

Score

26 H Temple 62 67  
30 H Florida St. 75 68  
34 A George Washington 58 64  
34 H George Washington 67 62  
44 A Villanova 47 59  
49 A Louisville 64 78

RPI 51-100

Team's RPI: 51

RPI S Opponent

Score

60 A Charlotte 72 76  
60 H Charlotte 55 63  
65 A St. Joseph's 67 70  
65 H St. Joseph's 63 52  
71 H Cincinnati 87 60  
83 A Auburn 60 58  
93 H South Carolina 70 65

RPI 101+

RPI S Opponent

Score

110 A Coppi n St. 86 46  
116 H Richmond 72 60  
138 A Dayton 87 70  
138 H Dayton 71 64  
154 H Robert Morris 93 51  
157 H Valparaiso 58 44  
162 A Duquesne 69 61  
172 H Massachusetts 77 50  
204 A La Salle 70 62  
210 A Rhode Island 66 68  
230 H El on 62 51  
233 A Fordham 78 70  
246 H Eastern Ky. 82 49  
280 H St. Louis 77 61  
284 A St. Bonaventure 76 67  
300 H I PFW 77 49

LAST 10 Division I GAMES:

44 A Villanova 47 59  
93 H South Carolina 70 65  
65 A St. Joseph's 67 70  
138 H Dayton 71 64  
65 H St. Joseph's 63 52  
172 H Massachusetts 77 50  
204 A La Salle 70 62  
233 A Fordham 78 70  
60 H Charlotte 55 63  
34 H George Washington 67 62

Non-Div I Games:

Xavier

Loss, Non-Conf, S Site, H Home A Away N Neutral

Average RPI Win: 284				WON-LOST RECORD		WINNING PCT. RANK		LAST 10 GAMES		STRENGTH OF SCHEDULE		OPP. STRENGTH OF SCHEDULE		TEAM RPI		ADJ. RPI		CONF. RPI		ADJ CONF. RPI	
Average RPI Loss: 174				3- 24		322		2- 8		228		273		319		317		26		25	
DIV. I ONLY				3- 24		322		2- 8		228		273		319		317		26		25	
DIV. I NON-CONF.				1- 12		319		0- 0		165		235		309		309		26		25	
TOTALS				RPI 1-25		RPI 26-50		W-L RECORDS		RPI 51-100		RPI 100+									
3- 24				0- 0		0- 2		OVERALL		0- 4		3- 18									
3- 8				0- 0		0- 0		HOME		0- 1		3- 7									
0- 14				0- 0		0- 2		AWAY		0- 2		0- 10									
0- 2				0- 0		0- 0		NEUTRAL		0- 1		0- 1									
1- 12				0- 0		0- 2		NON-CONFERENCE		0- 2		1- 8									
1- 3				0- 0		0- 0		HOME		0- 0		1- 3									
0- 7				0- 0		0- 2		AWAY		0- 1		0- 4									
0- 2				0- 0		0- 0		NEUTRAL		0- 1		0- 1									
2- 12				0- 0		0- 0		CONFERENCE		0- 2		2- 10									
2- 5				0- 0		0- 0		HOME		0- 1		2- 4									
0- 7				0- 0		0- 0		AWAY		0- 1		0- 6									
0- 0				0- 0		0- 0		NEUTRAL		0- 0		0- 0									
RPI 1-25				RPI 26-50		RPI 51-100		Team's RPI: 317													
RPI S	Opponent			Score	RPI S	Opponent			Score	RPI S	Opponent			Score	RPI S	Opponent			Score		
34	A	George Washi ngton			37	88	75	A	Dartmouth			60	77	103	A	Pri nceton			52	67	
41	A	Vi rgi ni a			41	92	75	H	Dartmouth			51	64	103	H	Pri nceton			37	53	
								76	N	Boston U.			41	53	111	A	Qui nni pi ac			47	62
								95	A	Sacred Heart			51	74	126	A	Del aware St.			48	58
														133	A	Brown			52	67	
														133	H	Brown			47	51	
														160	H	New Hampshi re			59	75	
														209	A	Harvard			48	55	
														209	H	Harvard			54	59	
														228	A	Provi dence			53	74	
														233	H	Fordham			53	59	
														242	H	Fai rfi el d			61	70	
														269	A	Cornel I			68	79	
														269	H	Cornel I			64	57	
														278	H	Lehi gh			66	61	
														280	A	St. Loui s			50	65	
														304	A	Penn			48	65	
														304	H	Penn			53	52	
														310	N	New OrLeans			50	54	
														319	A	Col umbi a			41	51	
														319	H	Col umbi a			57	59	
				LAST 10 Di v		i sion I GAMES:															
103	A	Pri nceton			52	67	75	H	Dartmouth			51	64	269	A	Cornel I			68	79	
304	A	Penn			48	65	319	A	Col umbi a			41	51	304	H	Penn			53	52	
319	H	Col umbi a			57	59	103	H	Pri nceton			37	53								
269	H	Cornel I			64	57															
209	H	Harvard			54	59															

### Non-Div l Games:

Yal e

Loss, Non-Conf, S Site, H Home A Away N Neutral



Youngstown St.				Through Games Of Sunday, March 12, 2000							
Average RPI Win: 262		WON-LOST RECORD	WINNING PCT. RANK	LAST 10 GAMES	STRENGTH OF SCHEDULE	OPP. STRENGTH OF SCHEDULE	TEAM RPI	ADJ. RPI	CONF. RPI	ADJ CONF. RPI	
DIV. I ONLY		8- 20	272	3- 7	187	261	276	274	23	23	
DIV. I NON-CONF.		4- 7	222	0- 0	110	216	194	191	20	20	
TOTALS		RPI 1-25		RPI 26-50	W-L RECORDS		RPI 51-100		RPI 100+		
8- 20		0- 0		0- 1	OVERALL		0- 7		8- 12		
5- 7		0- 0		0- 1	HOME		0- 2		5- 4		
3- 12		0- 0		0- 0	AWAY		0- 5		3- 7		
0- 1		0- 0		0- 0	NEUTRAL		0- 0		0- 1		
4- 7		0- 0		0- 1	NON-CONFERENCE		0- 2		4- 4		
2- 2		0- 0		0- 1	HOME		0- 0		2- 1		
2- 4		0- 0		0- 0	AWAY		0- 2		2- 2		
0- 1		0- 0		0- 0	NEUTRAL		0- 0		0- 1		
4- 13		0- 0		0- 0	CONFERENCE		0- 5		4- 8		
3- 5		0- 0		0- 0	HOME		0- 2		3- 3		
1- 8		0- 0		0- 0	AWAY		0- 3		1- 5		
0- 0		0- 0		0- 0	NEUTRAL		0- 0		0- 0		
RPI 1-25				RPI 26-50			RPI 51-100		RPI 101+	Team's RPI: 274	
RPI S	Opponent	Score		RPI S	Opponent	Score	RPI S	Opponent	Score		
				42 H Indiana St.	57 96		58 A Indiana	38 74	110 H Coppin St.	69 62	
							72 A Eastern Mi ch.	48 69	134 H Oakland	54 61	
							79 A Wis. -Milwaukee	44 67	148 N IUPUI	50 53	
							79 H Wis. -Milwaukee	59 64	154 A Robert Morris	60 68	
							100 A Wis. -Green Bay	69 81	192 A Ill. -Chicago	64 74	
							100 A Wis. -Green Bay	53 63	192 H Ill. -Chicago	49 68	
							100 H Wis. -Green Bay	49 74	194 A Butler	55 78	
									194 H Butler	71 63	
									195 A Detroit	62 69	
									195 H Detroit	48 77	
									227 A Wright St.	62 65	
									227 H Wright St.	60 67	
									245 A Buffalo	40 53	
									263 A Ohio	69 59	
									280 H St. Louis	80 71	
									299 A Akron	58 50	
									306 A Loyol a (Ill.)	65 75	
									306 H Loyol a (Ill.)	60 54	
									323 A Clevel and St.	72 54	
									323 H Clevel and St.	68 56	
LAST 10 Division I GAMES:											
				100 A Wis. -Green Bay	53 63		192 H Ill. -Chicago	49 68			
				306 H Loyol a (Ill.)	60 54		227 H Wright St.	60 67			
				79 A Wis. -Milwaukee	44 67		194 H Butler	71 63			
				100 A Wis. -Green Bay	69 81		192 A Ill. -Chicago	64 74			
				323 A Clevel and St.	72 54		306 A Loyol a (Ill.)	65 75			

### Non-Div I Games:

Youngstown St.

Loss, Non-Conf, S Site, H Home A Away N Neutral