

Average RPI Win:	280	WON-LOST	WINNING	LAST 12	STRENGTH OF	OPP. STRENGTH	TEAM	ADJ.	CONF.	ADJ CONF.
Average RPI Loss:	196	RECORD	PCT. RANK	GAMES	SCHEDULE	OF SCHEDULE	RPI	RPI	RPI	RPI
DIV. I ONLY	9- 20	267	3- 9	337	286	321	321	24	24	
DIV. I NON-CONF.	4- 9	256	0- 0	338	297	325	325	27	27	
TOTALS	RPI 1-25	RPI 26-50	W-L RECORDS	RPI 51-100	RPI 101-150	RPI 150+				
9- 20	0- 0	0- 0	OVERALL	0- 2	0- 4	9- 14				
6- 7	0- 0	0- 0	HOME	0- 0	0- 3	6- 4				
3- 11	0- 0	0- 0	AWAY	0- 2	0- 1	3- 8				
0- 2	0- 0	0- 0	NEUTRAL	0- 0	0- 0	0- 2				
4- 9	0- 0	0- 0	NON-CONFERENCE	0- 0	0- 2	4- 7				
2- 3	0- 0	0- 0	HOME	0- 0	0- 2	2- 1				
2- 4	0- 0	0- 0	AWAY	0- 0	0- 0	2- 4				
0- 2	0- 0	0- 0	NEUTRAL	0- 0	0- 0	0- 2				
5- 11	0- 0	0- 0	CONFERENCE	0- 2	0- 2	5- 7				
4- 4	0- 0	0- 0	HOME	0- 0	0- 1	4- 3				
1- 7	0- 0	0- 0	AWAY	0- 2	0- 1	1- 4				
0- 0	0- 0	0- 0	NEUTRAL	0- 0	0- 0	0- 0				

RPI	S	Opponent	Score	RPI	S	Opponent	Score	RPI	S	Opponent	Score	RPI	S	Opponent	Score	Team's RPI: 321
82	A	McNeese St.	51	66	114	H	Colorado	58	71	119	H	Missouri	58	75		
90	A	Central Ark.	45	66	149	A	Stephen F. Austin	57	69	149	H	Stephen F. Austin	60	72		
					158	A	Sam Houston St.	54	75	158	H	Sam Houston St.	56	65		
					172	A	Lamar	49	63	172	A	Lamar	49	63		
					177	A	Rice	64	61	177	A	Rice	64	61		
					179	A	SMU	64	73	179	A	SMU	64	73		
					208	N	North Texas	58	72	208	N	North Texas	58	72		
					209	H	Nicholls St.	70	63	209	H	Nicholls St.	70	63		
					211	A	Texas St.	67	73	211	A	Texas St.	67	73		
					211	H	Texas St.	61	74	211	H	Texas St.	61	74		
					219	A	Indiana	58	80	219	A	Indiana	58	80		
					229	H	Iona	77	68	229	H	Iona	77	68		
					230	A	Arkansas St.	71	84	230	A	Arkansas St.	71	84		
					263	A	Tex.-Pan American	52	69	263	A	Tex.-Pan American	52	69		
					263	H	Tex.-Pan American	56	58	263	H	Tex.-Pan American	56	58		
					287	H	Southeastern La.	78	73	287	H	Southeastern La.	78	73		
					301	A	UTSA	58	72	301	A	UTSA	58	72		
					301	H	UTSA	38	58	301	H	UTSA	38	58		
					313	A	Texas-Arlington	61	51	313	A	Texas-Arlington	61	51		
					313	H	Texas-Arlington	74	54	313	H	Texas-Arlington	74	54		
					319	H	Jackson St.	64	61	319	H	Jackson St.	64	61		
					329	H	Northwestern St.	88	86	329	H	Northwestern St.	88	86		
					334	N	Texas Southern	54	63	334	N	Texas Southern	54	63		
LAST 12 Division I GAMES:																
90	A	Central Ark.	45	66	158	A	Sam Houston St.	54	75							
313	H	Texas-Arlington	74	54	329	H	Northwestern St.	88	86							
149	H	Stephen F. Austin	60	72	209	H	Nicholls St.	70	63							
301	A	UTSA	58	72	149	A	Stephen F. Austin	57	69							
172	A	Lamar	49	63	211	A	Texas St.	67	73							
211	H	Texas St.	61	74	158	H	Sam Houston St.	56	65							

Non-Div I Games:

A&M-Corpus Christi

■ Loss,
 ■ Non-Conf, S Site,
 ■ Home
 ■ Away
 N Neutral

A
&
M
-
C
o
r
p
u
s
C
h
r
i
s
t
i

A&M-Corpus Christi
RPI S Opponent Score

Through Games Of Sunday, March 11, 2012

RPI	S	Opponent	Score
342	A	Houston Baptist	65 45

A&M-Corpus Christi
i
s
t
i

Average RPI Win:	277	WON-LOST	WINNING	LAST 12	STRENGTH OF	OPP. STRENGTH	TEAM	ADJ.	CONF.	ADJ CONF.
Average RPI Loss:	170	RECORD	PCT. RANK	GAMES	SCHEDULE	OF SCHEDULE	RPI	RPI	RPI	RPI
DIV. I ONLY	6- 24	313	1- 10	187	295	302	302	23	23	
DIV. I NON-CONF.	5- 10	239	0- 0	238	325	258	258	24	24	
TOTALS	RPI 1-25	RPI 26-50	W-L RECORDS	RPI 51-100	RPI 101-150	RPI 150+				
6- 24	0- 0	0- 0	OVERALL	0- 4	0- 7	6- 13				
3- 10	0- 0	0- 0	HOME	0- 2	0- 3	3- 5				
3- 13	0- 0	0- 0	AWAY	0- 1	0- 4	3- 8				
0- 1	0- 0	0- 0	NEUTRAL	0- 1	0- 0	0- 0				
5- 10	0- 0	0- 0	NON-CONFERENCE	0- 1	0- 5	5- 4				
2- 4	0- 0	0- 0	HOME	0- 1	0- 2	2- 1				
3- 6	0- 0	0- 0	AWAY	0- 0	0- 3	3- 3				
0- 0	0- 0	0- 0	NEUTRAL	0- 0	0- 0	0- 0				
1- 14	0- 0	0- 0	CONFERENCE	0- 3	0- 2	1- 9				
1- 6	0- 0	0- 0	HOME	0- 1	0- 1	1- 4				
0- 7	0- 0	0- 0	AWAY	0- 1	0- 1	0- 5				
0- 1	0- 0	0- 0	NEUTRAL	0- 1	0- 0	0- 0				

RPI 1-25			RPI 26-50			RPI 51-100			RPI 101+			Team's RPI: 302
RPI	S	Opponent	Score	RPI	S	Opponent	Score	RPI	S	Opponent	Score	
						91 H South Fla.	70 73	105 A UT Martin		60 84		
						93 A San Diego St.	46 59	110 H Northern Colo.		51 71		
						93 H San Diego St.	62 75	121 A Minnesota		46 81		
						93 N San Diego St.	58 68	122 A UNLV		47 63		
								122 H UNLV		48 86		
								125 A Pacific		59 95		
								128 H Denver		52 54		
								175 A Alabama		45 80		
								184 A Navy		59 71		
								185 A Colorado St.		39 73		
								185 H Colorado St.		39 77		
								186 A TCU		31 61		
								186 H TCU		44 66		
								189 H North Dakota		65 54		
								211 A Texas St.		77 69		
								226 A Wyoming		36 98		
								226 H Wyoming		58 71		
								245 A Boise St.		59 83		
								245 H Boise St.		75 81		
								277 A New Mexico		44 67		
								277 H New Mexico		52 47		
								278 H Longwood		48 59		
								289 A San Jose St.		53 68		
								319 H Jackson St.		64 51		
								331 A Lipscomb		68 59		
								334 A Texas Southern		64 54		
LAST 12 Division I GAMES:												
						93 N San Diego St.	58 68	245 A Boise St.		59 83		
						277 H New Mexico	52 47	185 H Colorado St.		39 77		
						122 H UNLV	48 86	277 A New Mexico		44 67		
						186 A TCU	31 61	122 A UNLV		47 63		
						93 A San Diego St.	46 59	186 H TCU		44 66		
						226 H Wyoming	58 71	93 H San Diego St.		62 75		

Non-Div I Games:

Air Force

■ Loss,
 ■ Non-Conf, S Site,
 ■ Home
 ■ Away
 N Neutral

Average RPI Win: 236	WON-LOST	WINNING	LAST 12	STRENGTH OF	OPP. STRENGTH	TEAM	ADJ.	CONF.	ADJ CONF.
Average RPI Loss: 132	RECORD	PCT. RANK	GAMES	SCHEDULE	OF SCHEDULE	RPI	RPI	RPI	RPI
DIV. I ONLY	14- 18	204	5- 7	193	126	221	221	12	12
DIV. I NON-CONF.	6- 8	207	0- 0	180	90	203	203	13	13
TOTALS	RPI 1-25	RPI 26-50	W-L RECORDS	RPI 51-100	RPI 101-150	RPI 150+			
14- 18	0- 1	0- 1	OVERALL	1- 5	1- 5	12- 6			
9- 8	0- 0	0- 0	HOME	1- 2	1- 3	7- 3			
4- 9	0- 1	0- 1	AWAY	0- 3	0- 2	4- 2			
1- 1	0- 0	0- 0	NEUTRAL	0- 0	0- 0	1- 1			
6- 8	0- 1	0- 0	NON-CONFERENCE	1- 2	0- 3	5- 2			
3- 5	0- 0	0- 0	HOME	1- 1	0- 2	2- 2			
2- 3	0- 1	0- 0	AWAY	0- 1	0- 1	2- 0			
1- 0	0- 0	0- 0	NEUTRAL	0- 0	0- 0	1- 0			
8- 10	0- 0	0- 1	CONFERENCE	0- 3	1- 2	7- 4			
6- 3	0- 0	0- 0	HOME	0- 1	1- 1	5- 1			
2- 6	0- 0	0- 1	AWAY	0- 2	0- 1	2- 2			
0- 1	0- 0	0- 0	NEUTRAL	0- 0	0- 0	0- 1			

RPI 1-25				RPI 26-50				RPI 51-100				RPI 101+ Team's RPI: 221			
RPI	S	Opponent	Score	RPI	S	Opponent	Score	RPI	S	Opponent	Score	RPI	S	Opponent	Score
3	A	Notre Dame	61 81	49	A	Eastern Mich.	46 91	53	H	Howard	64 63	101	H	Florida St.	64 90
								66	H	Drexel	60 67	102	A	Miami (OH)	76 84
								73	A	Bowling Green	58 62	102	H	Miami (OH)	85 95
								73	H	Bowling Green	55 60	127	H	Providence	65 78
								78	A	Toledo	60 71	132	H	Central Mich.	97 87
								81	A	Duquesne	70 77	140	A	Robert Morris	78 85
												152	A	Seattle	85 74
												157	H	Saint Francis (PA)	79 80
												201	H	Northern Ill.	66 72
												201	N	Northern Ill.	60 61
												218	N	Loyola Chicago	97 86
												235	A	Buffalo	91 82
												235	H	Buffalo	96 82
												235	H	Buffalo	78 69
												258	A	Ohio	71 72
												258	H	Ohio	71 65
												259	H	Youngstown St.	72 78
												269	A	Cleveland St.	84 74
												271	A	Ball St.	78 70
												291	H	Western Mich.	81 67
												299	A	Kent St.	76 77
												299	H	Kent St.	68 62
												317	H	Saint Peter's	87 50
												334	H	Chicago St.	82 48
LAST 12 Division I GAMES:															
		201 N Northern Ill.	60 61			258 H Ohio	71 65								
		235 H Buffalo	96 82			291 H Western Mich.	81 67								
		235 H Buffalo	78 69			132 H Central Mich.	97 87								
		299 A Kent St.	76 77			78 A Toledo	60 71								
		102 A Miami (OH)	76 84			49 A Eastern Mich.	46 91								
		73 H Bowling Green	55 60			201 H Northern Ill.	66 72								

Non-Div I Games:

Akron

■ Loss,
 ■ Non-Conf, S Site,
 ■ Home
 ■ Away
 N Neutral

Alabama

Through Games Of Sunday, March 11, 2012

Average RPI Win:	212	WON-LOST	WINNING	LAST 12	STRENGTH OF	OPP. STRENGTH	TEAM	ADJ.	CONF.	ADJ CONF.
Average RPI Loss:	73	RECORD	PCT. RANK	GAMES	SCHEDULE	OF SCHEDULE	RPI	RPI	RPI	RPI
DIV. I ONLY	12- 19	239	2- 10	87	66	175	175	2	2	
DIV. I NON-CONF.	10- 4	80	0- 0	295	214	135	135	3	3	
TOTALS	RPI 1-25	RPI 26-50	W-L RECORDS	RPI 51-100	RPI 101-150	RPI 150+				
12- 19	1- 5	0- 6	OVERALL	1- 2	0- 3	10- 3				
8- 7	1- 3	0- 1	HOME	1- 0	0- 2	6- 1				
2- 10	0- 2	0- 4	AWAY	0- 2	0- 1	2- 1				
2- 2	0- 0	0- 1	NEUTRAL	0- 0	0- 0	2- 1				
10- 4	0- 0	0- 0	NON-CONFERENCE	1- 2	0- 0	9- 2				
7- 0	0- 0	0- 0	HOME	1- 0	0- 0	6- 0				
1- 3	0- 0	0- 0	AWAY	0- 2	0- 0	1- 1				
2- 1	0- 0	0- 0	NEUTRAL	0- 0	0- 0	2- 1				
2- 15	1- 5	0- 6	CONFERENCE	0- 0	0- 3	1- 1				
1- 7	1- 3	0- 1	HOME	0- 0	0- 2	0- 1				
1- 7	0- 2	0- 4	AWAY	0- 0	0- 1	1- 0				
0- 1	0- 0	0- 1	NEUTRAL	0- 0	0- 0	0- 0				

RPI 1-25				RPI 26-50				RPI 51-100				RPI 101+ Team's RPI: 175			
RPI	S	Opponent	Score	RPI	S	Opponent	Score	RPI	S	Opponent	Score	RPI	S	Opponent	Score
5	H	Tennessee	56 86	28	A	Vanderbilt	54 67	52	H	Kansas	80 76	117	A	Auburn	40 81
9	A	Kentucky	68 82	32	A	South Carolina	42 68	86	A	North Carolina St.	57 79	117	H	Auburn	55 65
9	H	Kentucky	77 75	32	H	South Carolina	55 69	90	A	Central Ark.	46 58	135	H	Mississippi St.	61 66
18	A	LSU	40 84	32	N	South Carolina	38 57					171	N	Louisiana Tech	67 59
18	H	LSU	46 51	33	A	Arkansas	52 70					178	N	Seton Hall	62 56
25	H	Georgia	66 81	41	A	Florida	37 61					180	N	Old Dominion	76 77
LAST 12 Division I GAMES:															
		32 N South Carolina	38 57			190 A Ole Miss	52 47								
		28 A Vanderbilt	54 67			25 H Georgia	66 81								
		117 A Auburn	40 81			33 A Arkansas	52 70								
		32 H South Carolina	55 69			9 A Kentucky	68 82								
		9 H Kentucky	77 75			5 H Tennessee	56 86								
		18 H LSU	46 51			41 A Florida	37 61								

Non-Div I Games:

Alabama

■ Loss,
 ■ Non-Conf,
 ■ S Site,
 ■ H Home
 ■ A Away
 N Neutral

Alabama Team				Through Games of Sunday, March 11, 1912						
Average RPI Win:	280	WON-LOST	WINNING	LAST 12	STRENGTH OF	OPP. STRENGTH	TEAM	ADJ.	CONF.	ADJ CONF.
Average RPI Loss:	159	RECORD	PCT. RANK	GAMES	SCHEDULE	OF SCHEDULE	RPI	RPI	RPI	RPI
DIV. I ONLY	16- 12	126	9- 3	328	324	198	198	32	32	
DIV. I NON-CONF.	4- 5	201	0- 0	210	130	173	173	31	31	

TOTALS	RPI 1-25	RPI 26-50		W-L RECORDS		RPI 51-100	RPI 101-150	RPI 150+		
16- 12	0- 0	0- 2		OVERALL		0- 1	0- 2	16- 7		
10- 2	0- 0	0- 0		HOME		0- 0	0- 0	10- 2		
6- 9	0- 0	0- 2		AWAY		0- 1	0- 2	6- 4		
0- 1	0- 0	0- 0		NEUTRAL		0- 0	0- 0	0- 1		
4- 5	0- 0	0- 2		NON-CONFERENCE		0- 1	0- 2	4- 0		
3- 0	0- 0	0- 0		HOME		0- 0	0- 0	3- 0		
1- 5	0- 0	0- 2		AWAY		0- 1	0- 2	1- 0		
0- 0	0- 0	0- 0		NEUTRAL		0- 0	0- 0	0- 0		
12- 7	0- 0	0- 0		CONFERENCE		0- 0	0- 0	12- 7		
7- 2	0- 0	0- 0		HOME		0- 0	0- 0	7- 2		
5- 4	0- 0	0- 0		AWAY		0- 0	0- 0	5- 4		
0- 1	0- 0	0- 0		NEUTRAL		0- 0	0- 0	0- 1		

[illegible]

Non-Div I Games:	Stillman	62	40
------------------	----------	----	----

Alabama A&M

Loss, Non-Conf, S Site, H Home A Away N Neutral

Average RPI Win:	277	WON-LOST	WINNING	LAST 12	STRENGTH OF	OPP. STRENGTH	TEAM	ADJ.	CONF.	ADJ CONF.
Average RPI Loss:	187	RECORD	PCT. RANK	GAMES	SCHEDULE	OF SCHEDULE	RPI	RPI	RPI	RPI
DIV. I ONLY	13- 14	181	8- 4	329	331	270	270	32	32	
DIV. I NON-CONF.	2- 6	275	0- 0	249	185	299	299	31	31	
TOTALS	RPI 1-25	RPI 26-50	W-L RECORDS	RPI 51-100	RPI 101-150	RPI 150+				
13- 14	0- 2	0- 0	OVERALL	0- 0	0- 1	13- 11				
9- 5	0- 0	0- 0	HOME	0- 0	0- 1	9- 4				
4- 8	0- 2	0- 0	AWAY	0- 0	0- 0	4- 6				
0- 1	0- 0	0- 0	NEUTRAL	0- 0	0- 0	0- 1				
2- 6	0- 2	0- 0	NON-CONFERENCE	0- 0	0- 1	2- 3				
1- 4	0- 0	0- 0	HOME	0- 0	0- 1	1- 3				
1- 2	0- 2	0- 0	AWAY	0- 0	0- 0	1- 0				
0- 0	0- 0	0- 0	NEUTRAL	0- 0	0- 0	0- 0				
11- 8	0- 0	0- 0	CONFERENCE	0- 0	0- 0	11- 8				
8- 1	0- 0	0- 0	HOME	0- 0	0- 0	8- 1				
3- 6	0- 0	0- 0	AWAY	0- 0	0- 0	3- 6				
0- 1	0- 0	0- 0	NEUTRAL	0- 0	0- 0	0- 1				

RPI	S	Opponent	Score	RPI	S	Opponent	Score	RPI	S	Opponent	Score	RPI	S	Opponent	Score	Team's RPI: 270
14	A	Georgia Tech	37 97									104	H	Samford	51 62	
18	A	LSU	35 67									153	A	Mississippi Val.	50 65	
												153	H	Mississippi Val.	65 62	
												175	H	Alabama	54 64	
												198	A	Alabama A&M	51 63	
												198	H	Alabama A&M	56 65	
												206	A	Grambling	48 62	
												206	H	Grambling	55 48	
												209	A	Nicholls St.	61 57	
												225	A	Prairie View	44 52	
												225	H	Prairie View	67 53	
												225 N		Prairie View	35 62	
												238	A	Southern U.	51 71	
												238	H	Southern U.	52 39	
												261	A	Alcorn St.	49 56	
												261	H	Alcorn St.	62 57	
												264	H	Kennesaw St.	51 61	
												319	A	Jackson St.	52 49	
												319	H	Jackson St.	61 51	
												324	H	Savannah St.	47 45	
												334	A	Texas Southern	52 51	
												334	H	Texas Southern	68 47	
												337	A	Ark.-Pine Bluff	68 57	
												337	H	Ark.-Pine Bluff	66 58	
												338	H	Troy	53 60	
LAST 12 Division I GAMES:																
		225 N	Prairie View	35 62			261	H	Alcorn St.	62 57						
		319	H	Jackson St.	61 51			198	A	Alabama A&M	51 63					
		206	H	Grambling	55 48			337	A	Ark.-Pine Bluff	68 57					
		225	A	Prairie View	44 52			153	A	Mississippi Val.	50 65					
		334	A	Texas Southern	52 51			334	H	Texas Southern	68 47					
		238	H	Southern U.	52 39			225	H	Prairie View	67 53					

Non-Div I Games: Mobile 78 59

Alabama St.

Loss, Non-Conf, S Site, H Home A Away N Neutral

Average RPI Win: 212		WON-LOST	WINNING	LAST 12	STRENGTH OF	OPP. STRENGTH	TEAM	ADJ.	CONF.	ADJ CONF.
Average RPI Loss: 127		RECORD	PCT. RANK	GAMES	SCHEDULE	OF SCHEDULE	RPI	RPI	RPI	RPI
DIV. I ONLY		23- 9	55	11- 1	166	220	79	79	16	16
DIV. I NON-CONF.		6- 7	180	0- 0	108	231	134	134	14	14
TOTALS		RPI 1-25	RPI 26-50	W-L RECORDS	RPI 51-100	RPI 101-150	RPI 150+			
23- 9	0- 0		0- 1	OVERALL	2- 2	5- 4	16- 2			
11- 2	0- 0		0- 0	HOME	1- 1	3- 1	7- 0			
10- 6	0- 0		0- 1	AWAY	1- 1	2- 2	7- 2			
2- 1	0- 0		0- 0	NEUTRAL	0- 0	0- 1	2- 0			
6- 7		0- 0	0- 1	NON-CONFERENCE	1- 1	1- 3	4- 2			
4- 0		0- 0	0- 0	HOME	1- 0	1- 0	2- 0			
2- 6		0- 0	0- 1	AWAY	0- 1	0- 2	2- 2			
0- 1		0- 0	0- 0	NEUTRAL	0- 0	0- 1	0- 0			
17- 2		0- 0	0- 0	CONFERENCE	1- 1	4- 1	12- 0			
7- 2		0- 0	0- 0	HOME	0- 1	2- 1	5- 0			
8- 0		0- 0	0- 0	AWAY	1- 0	2- 0	5- 0			
2- 0		0- 0	0- 0	NEUTRAL	0- 0	0- 0	2- 0			

[illegible]

Non-Div I Games:

Albany (NY)

■ Loss, ■ Non-Conf, S Site, H Home A Away N Neutral

RPI	S	Opponent	Score
328	H	Stony Brook	57 47

Albany (NY)

Average RPI Win: 279	WON-LOST	WINNING	LAST 12	STRENGTH OF	OPP. STRENGTH	TEAM	ADJ.	CONF.	ADJ CONF.
Average RPI Loss: 177	RECORD	PCT. RANK	GAMES	SCHEDULE	OF SCHEDULE	RPI	RPI	RPI	RPI
DIV. I ONLY	14- 20	225	6- 6	318	297	261	261	32	32
DIV. I NON-CONF.	2- 10	305	0- 0	197	69	267	267	31	31
TOTALS	RPI 1-25	RPI 26-50	W-L RECORDS	RPI 51-100	RPI 101-150	RPI 150+			
14- 20	0- 0	0- 0	OVERALL	0- 4	0- 3	14- 13			
6- 3	0- 0	0- 0	HOME	0- 0	0- 0	6- 3			
4- 13	0- 0	0- 0	AWAY	0- 2	0- 2	4- 9			
4- 4	0- 0	0- 0	NEUTRAL	0- 2	0- 1	4- 1			
2- 10	0- 0	0- 0	NON-CONFERENCE	0- 4	0- 3	2- 3			
0- 0	0- 0	0- 0	HOME	0- 0	0- 0	0- 0			
1- 7	0- 0	0- 0	AWAY	0- 2	0- 2	1- 3			
1- 3	0- 0	0- 0	NEUTRAL	0- 2	0- 1	1- 0			
12- 10	0- 0	0- 0	CONFERENCE	0- 0	0- 0	12- 10			
6- 3	0- 0	0- 0	HOME	0- 0	0- 0	6- 3			
3- 6	0- 0	0- 0	AWAY	0- 0	0- 0	3- 6			
3- 1	0- 0	0- 0	NEUTRAL	0- 0	0- 0	3- 1			

RPI S	Opponent	Score	RPI S	Opponent	Score	RPI S	Opponent	Score	RPI S	Opponent	Score	Team's RPI: 261
						54	A Texas	42 74	121	A Minnesota	46 75	
						57	N Fla. Gulf Coast	38 85	129	N Harvard	55 78	
						69	A Oklahoma St.	36 69	135	A Mississippi St.	48 66	
						86	N North Carolina St.	70 85	153	A Mississippi Val.	58 66	
									153	H Mississippi Val.	65 61	
									177	A Rice	57 74	
									179	A SMU	54 76	
									198	A Alabama A&M	50 61	
									198	H Alabama A&M	49 45	
									206	A Grambling	58 66	
									206	H Grambling	44 55	
									206	N Grambling	67 41	
									225	A Prairie View	59 54	
									225	H Prairie View	54 58	
									225	N Prairie View	50 63	
									238	A Southern U.	62 67	
									238	H Southern U.	32 35	
									238	N Southern U.	54 44	
									250	A Hawaii	63 66	
									270	A Alabama St.	57 62	
									270	H Alabama St.	56 49	
									287	A Southeastern La.	62 54	
									319	A Jackson St.	55 76	
									319	H Jackson St.	53 51	
									329	N Northwestern St.	70 60	
									334	A Texas Southern	51 48	
LAST 12 Division I GAMES:												
			225	N Prairie View	50 63		238	H Southern U.	32 35			
			206	N Grambling	67 41		198	A Alabama A&M	50 61			
			238	N Southern U.	54 44		270	A Alabama St.	57 62			
			337	N Ark.-Pine Bluff	69 46		337	H Ark.-Pine Bluff	80 63			
			225	H Prairie View	54 58		153	H Mississippi Val.	65 61			
			334	H Texas Southern	52 31		206	A Grambling	58 66			

Non-Div I Games:

Alcorn St.

■ Loss,
■ Non-Conf,
■ S Site,
■ Home
■ A Away
N Neutral

RPI	S	Opponent	Score
334	H	Texas Southern	52 31
337	A	Ark.-Pine Bluff	65 51
337	H	Ark.-Pine Bluff	80 63
337	N	Ark.-Pine Bluff	69 46

Alcorn St.

A
l
c
o
r
n
S
t
.

A
l
c
o
r
n
S
t
.

Average RPI Win:	252	WON-LOST	WINNING	LAST 12	STRENGTH OF	OPP. STRENGTH	TEAM	ADJ.	CONF.	ADJ CONF.
Average RPI Loss:	140	RECORD	PCT. RANK	GAMES	SCHEDULE	OF SCHEDULE	RPI	RPI	RPI	RPI
DIV. I ONLY	23- 7	31	11- 1	301	281	143	143	29	29	
DIV. I NON-CONF.	8- 6	128	0- 0	265	229	199	199	29	29	
TOTALS	RPI 1-25	RPI 26-50	W-L RECORDS	RPI 51-100	RPI 101-150	RPI 150+				
23- 7	0- 1	0- 1	OVERALL	0- 1	0- 0	23- 4				
11- 6	0- 1	0- 1	HOME	0- 1	0- 0	11- 3				
10- 1	0- 0	0- 0	AWAY	0- 0	0- 0	10- 1				
2- 0	0- 0	0- 0	NEUTRAL	0- 0	0- 0	2- 0				
8- 6	0- 1	0- 1	NON-CONFERENCE	0- 1	0- 0	8- 3				
3- 5	0- 1	0- 1	HOME	0- 1	0- 0	3- 2				
3- 1	0- 0	0- 0	AWAY	0- 0	0- 0	3- 1				
2- 0	0- 0	0- 0	NEUTRAL	0- 0	0- 0	2- 0				
15- 1	0- 0	0- 0	CONFERENCE	0- 0	0- 0	15- 1				
8- 1	0- 0	0- 0	HOME	0- 0	0- 0	8- 1				
7- 0	0- 0	0- 0	AWAY	0- 0	0- 0	7- 0				
0- 0	0- 0	0- 0	NEUTRAL	0- 0	0- 0	0- 0				

RPI	S	Opponent	Score	RPI	S	Opponent	Score	RPI	S	Opponent	Score	RPI	S	Opponent	Score	Team's RPI: 143
6	H	Maryland	42 76	35	H	James Madison	64 68	84	H	Quinnipiac	59 72	159	A	Holy Cross	61 58	
												159	H	Holy Cross	52 67	
												159	H	Holy Cross	67 47	
												169	A	George Mason	55 51	
												184	A	Navy	55 52	
												184	H	Navy	49 44	
												191	A	Lehigh	67 50	
												191	H	Lehigh	55 49	
												193	H	Loyola Maryland	63 48	
												197	H	Mt. St. Mary's	77 62	
												215	H	Md.-East. Shore	37 39	
												240	H	Oakland	62 68	
												243	A	George Washington	49 60	
												259	A	Youngstown St.	48 41	
												268	A	Army	40 39	
												268	H	Army	54 48	
												289	N	San Jose St.	49 46	
												290	N	Austin Peay	55 54	
												291	H	Western Mich.	77 52	
												300	A	Lafayette	58 54	
												300	H	Lafayette	59 54	
												300	H	Lafayette	80 54	
												307	A	Colgate	56 43	
												307	H	Colgate	70 47	
												330	A	Bucknell	62 59	
												330	H	Bucknell	71 45	
												268	A	Army	40 39	

LAST 12 Division I GAMES:

159	H	Holy Cross	52 67	159	H	Holy Cross	67 47
300	H	Lafayette	59 54	191	A	Lehigh	67 50
300	A	Lafayette	58 54	307	H	Colgate	70 47
330	A	Bucknell	62 59	300	H	Lafayette	80 54
268	H	Army	54 48	330	H	Bucknell	71 45
184	A	Navy	55 52	268	A	Army	40 39

RPI	S	Opponent	Score
338	A	Troy	55 45

A
m
e
r
i
c
a
n

A
m
e
r
i
c
a
n

American

Average RPI Win:	233	WON-LOST	WINNING	LAST 12	STRENGTH OF	OPP. STRENGTH	TEAM	ADJ.	CONF.	ADJ CONF.
Average RPI Loss:	68	RECORD	PCT. RANK	GAMES	SCHEDULE	OF SCHEDULE	RPI	RPI	RPI	RPI
DIV. I ONLY	25- 6	18	9- 3	251	190	74	74	14	14	
DIV. I NON-CONF.	6- 2	61	0- 0	334	136	126	126	20	20	
TOTALS	RPI 1-25	RPI 26-50	W-L RECORDS	RPI 51-100	RPI 101-150	RPI 150+				
25- 6	0- 1	0- 1	OVERALL	2- 3	2- 1	21- 0				
11- 1	0- 0	0- 0	HOME	1- 1	1- 0	9- 0				
11- 4	0- 1	0- 1	AWAY	0- 2	1- 0	10- 0				
3- 1	0- 0	0- 0	NEUTRAL	1- 0	0- 1	2- 0				
6- 2	0- 1	0- 1	NON-CONFERENCE	0- 0	0- 0	6- 0				
2- 0	0- 0	0- 0	HOME	0- 0	0- 0	2- 0				
3- 2	0- 1	0- 1	AWAY	0- 0	0- 0	3- 0				
1- 0	0- 0	0- 0	NEUTRAL	0- 0	0- 0	1- 0				
19- 4	0- 0	0- 0	CONFERENCE	2- 3	2- 1	15- 0				
9- 1	0- 0	0- 0	HOME	1- 1	1- 0	7- 0				
8- 2	0- 0	0- 0	AWAY	0- 2	1- 0	7- 0				
2- 1	0- 0	0- 0	NEUTRAL	1- 0	0- 1	1- 0				

RPI 1-25				RPI 26-50				RPI 51-100				Team's RPI: 74				RPI 101+			
RPI	S	Opponent	Score	RPI	S	Opponent	Score	RPI	S	Opponent	Score	RPI	S	Opponent	Score	RPI	S	Opponent	Score
25	A	Georgia	37 81	50	A	Virginia	48 80	59	A	Chattanooga	71 80	104	A	Samford	57 53				
								59	H	Chattanooga	62 51	104	H	Samford	53 49				
								59	N	Chattanooga	77 52	104	N	Samford	43 54				
								85	A	Davidson	54 61	173	A	Elon	72 58				
								85	H	Davidson	52 55	173	H	Elon	84 68				
												202	A	Furman	78 63				
												202	H	Furman	85 70				
												234	A	Western Caro.	82 46				
												234	H	Western Caro.	58 39				
												234	N	Western Caro.	61 43				
												249	A	Georgia St.	82 58				
												262	A	Col. of Charleston	50 41				
												262	H	Col. of Charleston	71 52				
												272	H	East Tenn. St.	89 65				
												273	N	Eastern Ky.	64 62				
												278	H	Longwood	64 54				
												283	A	Wofford	59 58				
												283	H	Wofford	75 46				
												303	A	Ga. Southern	57 46				
												303	H	Ga. Southern	64 45				
												308	A	UNC Greensboro	81 66				
												308	H	UNC Greensboro	79 60				
												322	A	Gardner-Webb	69 41				
												332	A	UNC Asheville	85 71				
LAST 12 Division I GAMES:																			
		104	N	Samford	43	54				85	A	Davidson	54	61					
		59	N	Chattanooga	77	52				173	H	Elon	84	68					
		234	N	Western Caro.	61	43				308	H	UNC Greensboro	79	60					
		59	A	Chattanooga	71	80				283	H	Wofford	75	46					
		104	A	Samford	57	53				262	A	Col. of Charleston	50	41					
		202	H	Furman	85	70				303	A	Ga. Southern	57	46					

Non-Div I Games:

Appalachian St.

■ Loss,
■ Non-Conf, S Site,
■ Home
■ Away
N Neutral

Arizona

Through Games Of Sunday, March 11, 2012

Average RPI Win:	185	WON-LOST	WINNING	LAST 12	STRENGTH OF	OPP. STRENGTH	TEAM	ADJ.	CONF.	ADJ CONF.
Average RPI Loss:	76	RECORD	PCT. RANK	GAMES	SCHEDULE	OF SCHEDULE	RPI	RPI	RPI	RPI
DIV. I ONLY	14- 17	192	2- 10	130	62	162	162	4	4	
DIV. I NON-CONF.	10- 1	14	0- 0	274	249	78	78	4	4	
TOTALS	RPI 1-25	RPI 26-50	W-L RECORDS	RPI 51-100	RPI 101-150	RPI 150+				
14- 17	0- 1	0- 4	OVERALL	4- 6	3- 6	7- 0				
7- 7	0- 1	0- 2	HOME	1- 2	3- 2	3- 0				
5- 8	0- 0	0- 1	AWAY	1- 3	0- 4	4- 0				
2- 2	0- 0	0- 1	NEUTRAL	2- 1	0- 0	0- 0				
10- 1	0- 0	0- 1	NON-CONFERENCE	1- 0	2- 0	7- 0				
5- 0	0- 0	0- 0	HOME	0- 0	2- 0	3- 0				
4- 0	0- 0	0- 0	AWAY	0- 0	0- 0	4- 0				
1- 1	0- 0	0- 1	NEUTRAL	1- 0	0- 0	0- 0				
4- 16	0- 1	0- 3	CONFERENCE	3- 6	1- 6	0- 0				
2- 7	0- 1	0- 2	HOME	1- 2	1- 2	0- 0				
1- 8	0- 0	0- 1	AWAY	1- 3	0- 4	0- 0				
1- 1	0- 0	0- 0	NEUTRAL	1- 1	0- 0	0- 0				

RPI 1-25	RPI 26-50	RPI 51-100	RPI 101+	Team's RPI: 162
RPI S Opponent Score	RPI S Opponent Score	RPI S Opponent Score	RPI S Opponent Score	
2 H Stanford 51 91	29 H California 74 78	65 A Arizona St. 45 60	106 A Washington St. 68 78	
	36 N BYU 73 82	65 H Arizona St. 63 70	106 H Washington St. 90 51	
	38 A Southern California 62 78	65 N Arizona St. 53 68	109 A Utah 67 73	
	38 H Southern California 67 72	71 A UCLA 58 72	109 H Utah 60 65	
		71 H UCLA 74 66	111 H Wichita St. 74 60	
		71 N UCLA 61 57	114 A Colorado 59 69	
		83 A Oregon St. 58 56	114 H Colorado 54 56	
		92 A Washington 48 77	122 H UNLV 62 58	
		92 H Washington 59 68	139 A Oregon 73 87	
		98 N Syracuse 80 74	208 H North Texas 69 62	
			237 H Long Beach St. 66 42	
			249 A Georgia St. 79 66	
			277 H New Mexico 59 50	
			303 A Ga. Southern 88 46	
			320 A New Mexico St. 84 67	
			337 A Ark.-Pine Bluff 67 37	
LAST 12 Division I GAMES:				
65 N Arizona St. 53 68	106 H Washington St. 90 51			
71 N UCLA 61 57	109 A Utah 67 73			
65 H Arizona St. 63 70	114 A Colorado 59 69			
71 A UCLA 58 72	2 H Stanford 51 91			
38 A Southern California 62 78	29 H California 74 78			
92 H Washington 59 68	106 A Washington St. 68 78			

Non-Div I Games: BYU-Hawaii 78 61

Arizona

Loss, Non-Conf, S Site, H Home A Away N Neutral

Arizona St.

Through Games Of Sunday, March 11, 2012

Average RPI Win:	152	WON-LOST	WINNING	LAST 12	STRENGTH OF	OPP. STRENGTH	TEAM	ADJ.	CONF.	ADJ CONF.
Average RPI Loss:	43	RECORD	PCT. RANK	GAMES	SCHEDULE	OF SCHEDULE	RPI	RPI	RPI	RPI
DIV. I ONLY	20- 11	82	6- 6	62	43	65	65	4	4	
DIV. I NON-CONF.	9- 2	37	0- 0	141	55	53	53	4	4	
TOTALS	RPI 1-25	RPI 26-50	W-L RECORDS	RPI 51-100	RPI 101-150	RPI 150+				
20- 11	0- 4	1- 3	OVERALL	3- 3	7- 1	9- 0				
12- 4	0- 1	1- 2	HOME	2- 1	3- 0	6- 0				
6- 5	0- 1	0- 1	AWAY	1- 2	3- 1	2- 0				
2- 2	0- 2	0- 0	NEUTRAL	0- 0	1- 0	1- 0				
9- 2	0- 2	1- 0	NON-CONFERENCE	1- 0	1- 0	6- 0				
7- 0	0- 0	1- 0	HOME	1- 0	0- 0	5- 0				
1- 1	0- 1	0- 0	AWAY	0- 0	0- 0	1- 0				
1- 1	0- 1	0- 0	NEUTRAL	0- 0	1- 0	0- 0				
11- 9	0- 2	0- 3	CONFERENCE	2- 3	6- 1	3- 0				
5- 4	0- 1	0- 2	HOME	1- 1	3- 0	1- 0				
5- 4	0- 0	0- 1	AWAY	1- 2	3- 1	1- 0				
1- 1	0- 1	0- 0	NEUTRAL	0- 0	0- 0	1- 0				

RPI 1-25				RPI 26-50				RPI 51-100 Team's RPI: 65				RPI 101+			
RPI	S	Opponent	Score	RPI	S	Opponent	Score	RPI	S	Opponent	Score	RPI	S	Opponent	Score
2	H	Stanford	49 62	29	H	California	62 67	71	A	UCLA	38 53	106	A	Washington St.	63 46
2	N	Stanford	43 52	38	A	Southern California	53 59	71	H	UCLA	48 64	106	H	Washington St.	47 42
13	N	Rutgers	52 59	38	H	Southern California	48 60	83	A	Oregon St.	51 56	109	A	Utah	46 50
20	A	DePaul	55 73	44	H	UTEP	47 45	92	A	Washington	57 53	109	H	Utah	59 51
								92	H	Washington	47 41	114	A	Colorado	60 47
								100	H	Illinois St.	77 54	114	H	Colorado	64 43
												115	N	Illinois	51 50
												139	A	Oregon	53 49
												161	H	Eastern Wash.	74 43
												162	A	Arizona	70 63
												162	H	Arizona	60 45
												162	N	Arizona	68 53
												185	A	Colorado St.	56 52
												204	H	Boston College	79 54
												268	H	Army	83 46
												285	H	Cal St. Fullerton	63 49
												310	H	UC Riverside	66 46
LAST 12 Division I GAMES:															
		2 N Stanford	43 52			92 H Washington	47 41								
		162 N Arizona	68 53			114 A Colorado	60 47								
		162 A Arizona	70 63			109 A Utah	46 50								
		38 A Southern California	53 59			29 H California	62 67								
		71 A UCLA	38 53			2 H Stanford	49 62								
		106 H Washington St.	47 42			92 A Washington	57 53								

Non-Div I Games:

Arizona St.

Loss, Non-Conf, S Site, H Home A Away N Neutral

Average RPI Win:	334	WON-LOST	WINNING	LAST 12	STRENGTH OF	OPP. STRENGTH	TEAM	ADJ.	CONF.	ADJ CONF.
Average RPI Loss:	181	RECORD	PCT. RANK	GAMES	SCHEDULE	OF SCHEDULE	RPI	RPI	RPI	RPI
DIV. I ONLY	1- 29	341	1- 11	181	296	337	337	32	32	
DIV. I NON-CONF.	0- 11	337	0- 0	15	26	247	247	31	31	
TOTALS	RPI 1-25	RPI 26-50	W-L RECORDS	RPI 51-100	RPI 101-150	RPI 150+				
1- 29	0- 2	0- 1	OVERALL	0- 5	0- 1	1- 20				
1- 9	0- 0	0- 0	HOME	0- 0	0- 0	1- 9				
0- 19	0- 1	0- 1	AWAY	0- 5	0- 1	0- 10				
0- 1	0- 0	0- 0	NEUTRAL	0- 0	0- 0	0- 1				
0- 11	0- 2	0- 1	NON-CONFERENCE	0- 5	0- 1	0- 2				
0- 1	0- 0	0- 0	HOME	0- 0	0- 0	0- 1				
0- 10	0- 2	0- 1	AWAY	0- 5	0- 1	0- 1				
0- 0	0- 0	0- 0	NEUTRAL	0- 0	0- 0	0- 0				
1- 18	0- 0	0- 0	CONFERENCE	0- 0	0- 0	1- 18				
1- 8	0- 0	0- 0	HOME	0- 0	0- 0	1- 8				
0- 9	0- 0	0- 0	AWAY	0- 0	0- 0	0- 9				
0- 1	0- 0	0- 0	NEUTRAL	0- 0	0- 0	0- 1				

RPI S	Opponent	Score	RPI S	Opponent	Score	RPI S	Opponent	Score	RPI S	Opponent	Score	Team's RPI: 337
9	A Kentucky	43 101	31	A Nebraska	43 95	54	A Texas	40 79	126	A Marquette	36 84	
18	A LSU	28 80				69	A Oklahoma St.	35 98	153	A Mississippi Val.	50 92	
						80	A Memphis	60 89	153	H Mississippi Val.	47 65	
						90	A Central Ark.	38 61	162	H Arizona	37 67	
						93	A San Diego St.	43 86	190	A Ole Miss	52 83	
									198	A Alabama A&M	44 64	
									198	H Alabama A&M	55 61	
									206	A Grambling	56 85	
									206	H Grambling	56 69	
									225	A Prairie View	51 102	
									225	H Prairie View	52 72	
									238	A Southern U.	48 62	
									238	H Southern U.	62 81	
									261	A Alcorn St.	63 80	
									261	H Alcorn St.	51 65	
									261	N Alcorn St.	46 69	
									270	A Alabama St.	58 66	
									270	H Alabama St.	57 68	
									319	A Jackson St.	45 62	
									319	H Jackson St.	51 59	
									334	A Texas Southern	36 57	
									334	H Texas Southern	69 52	
LAST 12 Division I GAMES:												
261	N	Alcorn St.	46	69	261	A	Alcorn St.	63	80			
153	H	Mississippi Val.	47	65	238	A	Southern U.	48	62			
206	A	Grambling	56	85	270	H	Alabama St.	57	68			
319	A	Jackson St.	45	62	198	H	Alabama A&M	55	61			
225	H	Prairie View	52	72	319	H	Jackson St.	51	59			
334	H	Texas Southern	69	52	206	H	Grambling	56	69			

Non-Div I Games:

Ark.-Pine Bluff

■ Loss,
■ Non-Conf,
■ S Site,
■ H Home
■ A Away
N Neutral

Average RPI Win: 133		WON-LOST	WINNING	LAST 12	STRENGTH OF		OPP. STRENGTH	TEAM	ADJ.	CONF.	ADJ CONF.
Average RPI Loss: 52		RECORD	PCT. RANK	GAMES	SCHEDULE		OF SCHEDULE	RPI	RPI	RPI	RPI
DIV. I ONLY		23- 8	40	9- 3	48		51	33	33	2	2
DIV. I NON-CONF.		12- 1	9	1- 0	153		209	36	36	3	3
TOTALS		RPI 1-25	RPI 26-50		W-L RECORDS		RPI 51-100	RPI 101-150		RPI 150+	
23- 8	2- 5	4- 1		OVERALL		1- 0	8- 1		8- 1		
14- 2	0- 2	3- 0		HOME		0- 0	5- 0		6- 0		
6- 4	2- 2	1- 1		AWAY		0- 0	2- 0		1- 1		
3- 2	0- 1	0- 0		NEUTRAL		1- 0	1- 1		1- 0		
12- 1	0- 0	1- 0		NON-CONFERENCE		1- 0	4- 1		6- 0		
8- 0	0- 0	0- 0		HOME		0- 0	3- 0		5- 0		
2- 0	0- 0	1- 0		AWAY		0- 0	0- 0		1- 0		
2- 1	0- 0	0- 0		NEUTRAL		1- 0	1- 1		0- 0		
11- 7	2- 5	3- 1		CONFERENCE		0- 0	4- 0		2- 1		
6- 2	0- 2	3- 0		HOME		0- 0	2- 0		1- 0		
4- 4	2- 2	0- 1		AWAY		0- 0	2- 0		0- 1		
1- 1	0- 1	0- 0		NEUTRAL		0- 0	0- 0		1- 0		

RPI	S	Opponent	Score	RPI	S	Opponent	Score	Team's RPI: 33	RPI	S	Opponent	Score	RPI	S	Opponent	Score
5	A	Tennessee	72 71	28	H	Vanderbilt	69 47		91	N	South Fla.	65 61	101	N	Florida St.	55 52
5	H	Tennessee	38 69	32	A	South Carolina	47 53						109	H	Utah	57 56
9	A	Kentucky	72 84	32	H	South Carolina	68 47						116	H	Oral Roberts	65 37
18	A	LSU	72 52	37	A	Middle Tenn.	59 53						117	A	Auburn	51 48
18	H	LSU	42 50	41	H	Florida	73 72						117	H	Auburn	59 39
18	N	LSU	40 41										121	N	Minnesota	60 68
25	A	Georgia	57 67										135	A	Mississippi St.	51 35
LAST 12 Division I GAMES:																
165	A	SIU Edwardsville	75 37	18	H	LSU	42 50						135	H	Mississippi St.	67 53
18	N	LSU	40 41	117	A	Auburn	51 48						149	H	Stephen F. Austin	61 46
190	N	Ole Miss	67 47	32	H	South Carolina	68 47						153	H	Mississippi Val.	59 40
32	A	South Carolina	47 53	175	H	Alabama	70 52						165	A	SIU Edwardsville	75 37
5	A	Tennessee	72 71	41	H	Florida	73 72						175	H	Alabama	70 52
135	H	Mississippi St.	67 53	135	A	Mississippi St.	51 35						190	A	Ole Miss	54 60
													190	N	Ole Miss	67 47
													206	H	Grambling	69 49
													298	H	Morgan St.	81 50
													313	H	Texas-Arlington	57 34
													334	H	Texas Southern	86 41

Non-Div I Games:

Arkansas

■ Loss,
 ■ Non-Conf, S Site,
 ■ Home
 ■ Away
 N Neutral

Average RPI Win: 208		WON-LOST	WINNING	LAST 12	STRENGTH OF	OPP. STRENGTH	TEAM	ADJ.	CONF.	ADJ CONF.
Average RPI Loss: 150		RECORD	PCT. RANK	GAMES	SCHEDULE	OF SCHEDULE	RPI	RPI	RPI	RPI
DIV. I ONLY		12- 18	228	5- 7	160	200	230	230	18	18
DIV. I NON-CONF.		6- 7	180	0- 0	75	216	168	168	16	16
TOTALS		RPI 1-25	RPI 26-50	W-L RECORDS	RPI 51-100	RPI 101-150	RPI 150+			
12- 18	0- 0		1- 1	OVERALL	1- 4	2- 4	8- 9			
9- 6	0- 0		1- 0	HOME	1- 2	1- 2	6- 2			
3- 9	0- 0		0- 1	AWAY	0- 1	1- 2	2- 5			
0- 3	0- 0		0- 0	NEUTRAL	0- 1	0- 0	0- 2			
6- 7	0- 0		1- 0	NON-CONFERENCE	1- 2	2- 1	2- 4			
5- 2	0- 0		1- 0	HOME	1- 1	1- 0	2- 1			
1- 3	0- 0		0- 0	AWAY	0- 0	1- 1	0- 2			
0- 2	0- 0		0- 0	NEUTRAL	0- 1	0- 0	0- 1			
6- 11	0- 0		0- 1	CONFERENCE	0- 2	0- 3	6- 5			
4- 4	0- 0		0- 0	HOME	0- 1	0- 2	4- 1			
2- 6	0- 0		0- 1	AWAY	0- 1	0- 1	2- 3			
0- 1	0- 0		0- 0	NEUTRAL	0- 0	0- 0	0- 1			

[illegible]

Non-Div I Games:

Arkansas St.

Loss, Non-Conf, S Site, H Home A Away N Neutral

Average RPI Win: 275	WON-LOST	WINNING	LAST 12	STRENGTH OF	OPP. STRENGTH	TEAM	ADJ.	CONF.	ADJ CONF.
Average RPI Loss: 177	RECORD	PCT. RANK	GAMES	SCHEDULE	OF SCHEDULE	RPI	RPI	RPI	RPI
DIV. I ONLY	13- 16	199	6- 6	317	279	268	268	29	29
DIV. I NON-CONF.	5- 9	237	0- 0	324	241	312	312	29	29
TOTALS	RPI 1-25	RPI 26-50	W-L RECORDS	RPI 51-100	RPI 101-150	RPI 150+			
13- 16	0- 0	0- 0	OVERALL	0- 2	0- 3	13- 11			
9- 6	0- 0	0- 0	HOME	0- 1	0- 1	9- 4			
4- 10	0- 0	0- 0	AWAY	0- 1	0- 2	4- 7			
0- 0	0- 0	0- 0	NEUTRAL	0- 0	0- 0	0- 0			
5- 9	0- 0	0- 0	NON-CONFERENCE	0- 2	0- 1	5- 6			
4- 3	0- 0	0- 0	HOME	0- 1	0- 0	4- 2			
1- 6	0- 0	0- 0	AWAY	0- 1	0- 1	1- 4			
0- 0	0- 0	0- 0	NEUTRAL	0- 0	0- 0	0- 0			
8- 7	0- 0	0- 0	CONFERENCE	0- 0	0- 2	8- 5			
5- 3	0- 0	0- 0	HOME	0- 0	0- 1	5- 2			
3- 4	0- 0	0- 0	AWAY	0- 0	0- 1	3- 3			
0- 0	0- 0	0- 0	NEUTRAL	0- 0	0- 0	0- 0			

RPI S	Opponent	Score	RPI S	Opponent	Score	RPI S	Opponent	Score	RPI S	Opponent	Score	Team's RPI: 268
						65	A Arizona St.	46 83	143	A American	48 54	
						84	H Quinnipiac	51 54	143	H American	39 40	
									147	A Yale	62 63	
									159	A Holy Cross	59 62	
									159	H Holy Cross	65 62	
									159	H Holy Cross	50 59	
									178	H Seton Hall	50 53	
									184	A Navy	56 58	
									184	H Navy	50 57	
									191	A Lehigh	47 56	
									191	H Lehigh	66 64	
									193	A Loyola Maryland	64 68	
									194	H Manhattan	58 43	
									196	A Penn	60 70	
									220	H Binghamton	47 49	
									239	H Fairleigh Dickinson	51 37	
									244	A Bryant	54 64	
									250	H Hawaii	55 51	
									300	A Lafayette	62 47	
									300	H Lafayette	44 43	
									307	A Colgate	61 54	
									307	H Colgate	62 47	
									327	A St. Francis (NY)	59 43	
									330	A Bucknell	67 64	
									330	H Bucknell	60 56	
									336	H Wagner	70 46	
LAST 12 Division I GAMES:												
			159	H Holy Cross	50 59	300	A Lafayette	62 47				
			191	A Lehigh	47 56	330	H Bucknell	60 56				
			159	H Holy Cross	65 62	191	H Lehigh	66 64				
			143	A American	48 54	159	A Holy Cross	59 62				
			307	H Colgate	62 47	143	H American	39 40				
			184	H Navy	50 57	307	A Colgate	61 54				

Non-Div I Games: Manhattanville 71 40

Army

■ Loss,
 ■ Non-Conf,
 ■ S Site,
 ■ H Home
 ■ A Away
 N Neutral

RPI	S	Opponent	Score
339	A	Columbia	58 63

A
r
m
y

A
r
m
y

Army

Average RPI Win:	204	WON-LOST	WINNING	LAST 12	STRENGTH OF	OPP. STRENGTH	TEAM	ADJ.	CONF.	ADJ CONF.
Average RPI Loss:	38	RECORD	PCT. RANK	GAMES	SCHEDULE	OF SCHEDULE	RPI	RPI	RPI	RPI
DIV. I ONLY	13- 17	207	4- 8	37	50	117	117	2	2	
DIV. I NON-CONF.	8- 5	107	0- 0	116	173	106	106	3	3	
TOTALS	RPI 1-25	RPI 26-50	W-L RECORDS	RPI 51-100	RPI 101-150	RPI 150+				
13- 17	0- 7	1- 8	OVERALL	1- 0	1- 2	10- 0				
8- 6	0- 4	1- 2	HOME	1- 0	0- 0	6- 0				
3- 9	0- 3	0- 4	AWAY	0- 0	0- 2	3- 0				
2- 2	0- 0	0- 2	NEUTRAL	0- 0	1- 0	1- 0				
8- 5	0- 2	0- 2	NON-CONFERENCE	1- 0	1- 1	6- 0				
5- 1	0- 1	0- 0	HOME	1- 0	0- 0	4- 0				
1- 3	0- 1	0- 1	AWAY	0- 0	0- 1	1- 0				
2- 1	0- 0	0- 1	NEUTRAL	0- 0	1- 0	1- 0				
5- 12	0- 5	1- 6	CONFERENCE	0- 0	0- 1	4- 0				
3- 5	0- 3	1- 2	HOME	0- 0	0- 0	2- 0				
2- 6	0- 2	0- 3	AWAY	0- 0	0- 1	2- 0				
0- 1	0- 0	0- 1	NEUTRAL	0- 0	0- 0	0- 0				

RPI	S	Opponent	Score	RPI	S	Opponent	Score	RPI	S	Opponent	Score	RPI	S	Opponent	Score	Team's RPI: 117
5	A	Tennessee	61 82	28	A	Vanderbilt	58 66	91	H	South Fla.	62 45	133	A	FIU	55 64	
5	H	Tennessee	52 73	28	H	Vanderbilt	61 66					134	N	Charlotte	68 58	
9	H	Kentucky	48 66	32	H	South Carolina	53 49					135	A	Mississippi St.	57 62	
10	A	Duke	50 73	33	A	Arkansas	39 59					175	A	Alabama	65 55	
15	H	Purdue	54 62	33	H	Arkansas	48 51					175	H	Alabama	81 40	
18	A	LSU	41 57	41	A	Florida	56 70					190	A	Ole Miss	67 54	
25	H	Georgia	45 70	41	N	Florida	60 70					190	H	Ole Miss	46 43	
				43	N	Marist	61 69					216	N	Central Conn. St.	49 40	
				46	A	Temple	57 73					243	H	George Washington	55 47	
												256	H	Belmont	80 53	
												292	H	S.C. Upstate	75 34	
												325	A	Mercer	77 43	
												338	H	Troy	74 47	
LAST 12 Division I GAMES:																
		41 N Florida	60 70			5 A Tennessee	61 82									
		190 H Ole Miss	46 43			28 H Vanderbilt	61 66									
		175 H Alabama	81 40			190 A Ole Miss	67 54									
		18 A LSU	41 57			9 H Kentucky	48 66									
		33 H Arkansas	48 51			135 A Mississippi St.	57 62									
		41 A Florida	56 70			32 H South Carolina	53 49									

Non-Div I Games:

Auburn

■ Loss,
■ Non-Conf, S Site,
■ Home
■ Away
N Neutral

Average RPI Win:	293	WON-LOST	WINNING	LAST 12	STRENGTH OF	OPP. STRENGTH	TEAM	ADJ.	CONF.	ADJ CONF.
Average RPI Loss:	183	RECORD	PCT. RANK	GAMES	SCHEDULE	OF SCHEDULE	RPI	RPI	RPI	RPI
DIV. I ONLY	9- 22	278	4- 8	225	334	290	290	31	31	
DIV. I NON-CONF.	3- 10	283	0- 0	54	261	207	207	32	32	
TOTALS	RPI 1-25	RPI 26-50	W-L RECORDS	RPI 51-100	RPI 101-150	RPI 150+				
9- 22	0- 1	0- 2	OVERALL	0- 2	0- 5	9- 12				
4- 9	0- 0	0- 1	HOME	0- 1	0- 2	4- 5				
4- 11	0- 1	0- 1	AWAY	0- 1	0- 2	4- 5				
1- 2	0- 0	0- 0	NEUTRAL	0- 0	0- 1	1- 1				
3- 10	0- 1	0- 2	NON-CONFERENCE	0- 2	0- 2	3- 3				
1- 4	0- 0	0- 1	HOME	0- 1	0- 1	1- 1				
2- 5	0- 1	0- 1	AWAY	0- 1	0- 0	2- 2				
0- 1	0- 0	0- 0	NEUTRAL	0- 0	0- 1	0- 0				
6- 12	0- 0	0- 0	CONFERENCE	0- 0	0- 3	6- 9				
3- 5	0- 0	0- 0	HOME	0- 0	0- 1	3- 4				
2- 6	0- 0	0- 0	AWAY	0- 0	0- 2	2- 4				
1- 1	0- 0	0- 0	NEUTRAL	0- 0	0- 0	1- 1				

RPI 1-25				RPI 26-50				RPI 51-100				RPI 101+ Team's RPI: 290			
RPI	S	Opponent	Score	RPI	S	Opponent	Score	RPI	S	Opponent	Score	RPI	S	Opponent	Score
23	A	Louisville	60 78	28	H	Vanderbilt	51 83	73	A	Bowling Green	38 72	105	A	UT Martin	62 86
				37	A	Middle Tenn.	63 69	99	H	UAB	45 49	105	H	UT Martin	83 88
												120	A	Eastern Ill.	46 80
												143	N	American	54 55
												144	H	Florida A&M	77 86
												155	A	Cal Poly	69 79
												165	A	SIU Edwardsville	61 72
												198	H	Alabama A&M	68 80
												214	H	Tennessee Tech	65 68
												256	A	Belmont	58 56
												271	A	Ball St.	55 59
												273	A	Eastern Ky.	66 63
												273	H	Eastern Ky.	59 61
												276	H	Southern Ill.	76 70
												294	A	Murray St.	85 72
												294	H	Murray St.	71 63
												294	N	Murray St.	73 90
												297	A	Morehead St.	67 74
												297	H	Morehead St.	88 81
												297	N	Morehead St.	84 83
												305	A	Tennessee St.	81 95
												305	H	Tennessee St.	77 82
												323	A	Southeast Mo. St.	60 69
												323	H	Southeast Mo. St.	88 84
												331	A	Lipscomb	61 58
												340	H	Jacksonville St.	73 74
LAST 12 Division I GAMES:															
				294	N	Murray St.	73 90					214	H	Tennessee Tech	65 68
				297	N	Morehead St.	84 83					105	H	UT Martin	83 88
				323	H	Southeast Mo. St.	88 84					323	A	Southeast Mo. St.	60 69
				105	A	UT Martin	62 86					305	H	Tennessee St.	77 82
				297	H	Morehead St.	88 81					165	A	SIU Edwardsville	61 72
				294	A	Murray St.	85 72					120	A	Eastern Ill.	46 80

Non-Div I Games:

Austin Peay

■ Loss,
■ Non-Conf,
■ S Site,
■ Home
■ A Away
N Neutral

Average RPI Win:	165	WON-LOST	WINNING	LAST 12	STRENGTH OF	OPP. STRENGTH	TEAM	ADJ.	CONF.	ADJ CONF.
Average RPI Loss:	87	RECORD	PCT. RANK	GAMES	SCHEDULE	OF SCHEDULE	RPI	RPI	RPI	RPI
DIV. I ONLY	25- 6	18	9- 3	118	86	36	36	8	8	
DIV. I NON-CONF.	11- 2	24	1- 0	220	50	61	61	9	9	
TOTALS	RPI 1-25	RPI 26-50	W-L RECORDS	RPI 51-100	RPI 101-150	RPI 150+				
25- 6	2- 3	0- 0	OVERALL	5- 1	3- 1	15- 1				
12- 2	1- 1	0- 0	HOME	2- 0	2- 0	7- 1				
9- 4	0- 2	0- 0	AWAY	1- 1	1- 1	7- 0				
4- 0	1- 0	0- 0	NEUTRAL	2- 0	0- 0	1- 0				
11- 2	0- 2	0- 0	NON-CONFERENCE	1- 0	2- 0	8- 0				
5- 1	0- 1	0- 0	HOME	0- 0	1- 0	4- 0				
4- 1	0- 1	0- 0	AWAY	0- 0	1- 0	3- 0				
2- 0	0- 0	0- 0	NEUTRAL	1- 0	0- 0	1- 0				
14- 4	2- 1	0- 0	CONFERENCE	4- 1	1- 1	7- 1				
7- 1	1- 0	0- 0	HOME	2- 0	1- 0	3- 1				
5- 3	0- 1	0- 0	AWAY	1- 1	0- 1	4- 0				
2- 0	1- 0	0- 0	NEUTRAL	1- 0	0- 0	0- 0				

RPI S	Opponent	Score	RPI S	Opponent	Score	Team's RPI: 36	RPI S	Opponent	Score	RPI S	Opponent	Score
10	H Duke	55 61					51	A St. Mary's (CA)	48 54	109	H Utah	63 58
17	A Kansas St.	46 59					51	H St. Mary's (CA)	83 47	138	A Pepperdine	49 61
21	A Gonzaga	60 77					76	A San Diego	62 53	138	H Pepperdine	80 56
21	H Gonzaga	70 40					76	H San Diego	64 50	148	A Utah St.	73 65
21	N Gonzaga	78 66					76	N San Diego	64 46	152	A Seattle	69 55
							98	N Syracuse	83 59	161	H Eastern Wash.	77 58
										162	N Arizona	82 73
										164	H Wisconsin	77 59
										166	A Tulsa	64 61
										181	A Santa Clara	74 64
										181	H Santa Clara	84 57
										183	A Portland	79 53
										183	H Portland	76 55
										267	A Loyola Marymount	72 48
										267	H Loyola Marymount	80 47
										282	A San Francisco	76 67
										282	H San Francisco	64 71
										309	H Southern Utah	82 49
										311	H Nevada	84 53
										333	A Weber St.	84 67
LAST 12 Division I GAMES:												
21	N Gonzaga	78 66	21	H Gonzaga	70 40							
76	N San Diego	64 46	51	H St. Mary's (CA)	83 47							
21	A Gonzaga	60 77	138	A Pepperdine	49 61							
181	H Santa Clara	84 57	181	A Santa Clara	74 64							
76	H San Diego	64 50	152	A Seattle	69 55							
282	H San Francisco	64 71	183	H Portland	76 55							

Non-Div I Games: BYU-Hawaii 88 27

BYU

■ Loss,
 ■ Non-Conf, S Site,
 ■ Home
 ■ Away
 N Neutral

Average RPI Win:	213	WON-LOST	WINNING	LAST 12	STRENGTH OF	OPP. STRENGTH	TEAM	ADJ.	CONF.	ADJ CONF.
Average RPI Loss:	158	RECORD	PCT. RANK	GAMES	SCHEDULE	OF SCHEDULE	RPI	RPI	RPI	RPI
DIV. I ONLY	8- 21	283	2- 10	134	211	271	271	12	12	
DIV. I NON-CONF.	4- 8	239	0- 0	128	311	250	250	13	13	
TOTALS	RPI 1-25	RPI 26-50	W-L RECORDS	RPI 51-100	RPI 101-150	RPI 150+				
8- 21	0- 1	1- 1	OVERALL	0- 5	2- 3	5- 11				
6- 9	0- 0	1- 0	HOME	0- 4	2- 0	3- 5				
2- 12	0- 1	0- 1	AWAY	0- 1	0- 3	2- 6				
0- 0	0- 0	0- 0	NEUTRAL	0- 0	0- 0	0- 0				
4- 8	0- 1	0- 0	NON-CONFERENCE	0- 2	1- 0	3- 5				
3- 4	0- 0	0- 0	HOME	0- 2	1- 0	2- 2				
1- 4	0- 1	0- 0	AWAY	0- 0	0- 0	1- 3				
0- 0	0- 0	0- 0	NEUTRAL	0- 0	0- 0	0- 0				
4- 13	0- 0	1- 1	CONFERENCE	0- 3	1- 3	2- 6				
3- 5	0- 0	1- 0	HOME	0- 2	1- 0	1- 3				
1- 8	0- 0	0- 1	AWAY	0- 1	0- 3	1- 3				
0- 0	0- 0	0- 0	NEUTRAL	0- 0	0- 0	0- 0				

RPI	S	Opponent	Score	RPI	S	Opponent	Score	RPI	S	Opponent	Score	RPI	S	Opponent	Score	Team's RPI: 271
22	A	Green Bay	39 80	49	A	Eastern Mich.	43 74	73	H	Bowling Green	52 63	102	A	Miami (OH)	61 72	
				49	H	Eastern Mich.	54 51	78	A	Toledo	48 63	124	H	Stetson	78 73	
								78	H	Toledo	65 70	132	A	Central Mich.	62 86	
								97	H	Detroit	68 87	132	A	Central Mich.	66 84	
								100	H	Illinois St.	52 63	132	H	Central Mich.	84 76	
												160	A	Wright St.	55 74	
												165	A	SIU Edwardsville	56 68	
												174	H	Marshall	58 60	
												201	A	Northern Ill.	44 58	
												201	H	Northern Ill.	50 43	
												210	A	Butler	43 55	
												221	H	Akron	70 78	
												235	H	Buffalo	37 61	
												257	H	Valparaiso	53 67	
												258	A	Ohio	57 76	
												290	H	Austin Peay	59 55	
												291	A	Western Mich.	64 76	
												291	H	Western Mich.	65 67	
												294	H	Murray St.	81 72	
												299	A	Kent St.	75 56	
												312	A	Evansville	55 50	
LAST 12 Division I GAMES:																
132	A	Central Mich.	62 86	258	A	Ohio	57 76									
78	H	Toledo	65 70	235	H	Buffalo	37 61									
49	A	Eastern Mich.	43 74	299	A	Kent St.	75 56									
291	H	Western Mich.	65 67	102	A	Miami (OH)	61 72									
132	H	Central Mich.	84 76	73	H	Bowling Green	52 63									
201	A	Northern Ill.	44 58	221	H	Akron	70 78									

Non-Div I Games: Oakland City 68 39

Ball St.

■ Loss,
 ■ Non-Conf,
 ■ S Site,
 ■ H Home
 ■ A Away
 N Neutral

Average RPI Win:	67	WON-LOST	WINNING	LAST 12	STRENGTH OF	OPP. STRENGTH	TEAM	ADJ.	CONF.	ADJ CONF.
Average RPI Loss:	0	RECORD	PCT. RANK	GAMES	SCHEDULE	OF SCHEDULE	RPI	RPI	RPI	RPI
DIV. I ONLY	34- 0	1	12- 0	6	1	1	1	1	1	1
DIV. I NON-CONF.	13- 0	1	0- 0	11	5	1	1	1	1	1
TOTALS	RPI 1-25	RPI 26-50	W-L RECORDS	RPI 51-100	RPI 101-150	RPI 150+				
34- 0	10- 0	4- 0	OVERALL	13- 0	4- 0	3- 0				
19- 0	4- 0	2- 0	HOME	8- 0	2- 0	3- 0				
11- 0	3- 0	2- 0	AWAY	4- 0	2- 0	0- 0				
4- 0	3- 0	0- 0	NEUTRAL	1- 0	0- 0	0- 0				
13- 0	4- 0	0- 0	NON-CONFERENCE	4- 0	2- 0	3- 0				
10- 0	2- 0	0- 0	HOME	4- 0	1- 0	3- 0				
2- 0	1- 0	0- 0	AWAY	0- 0	1- 0	0- 0				
1- 0	1- 0	0- 0	NEUTRAL	0- 0	0- 0	0- 0				
21- 0	6- 0	4- 0	CONFERENCE	9- 0	2- 0	0- 0				
9- 0	2- 0	2- 0	HOME	4- 0	1- 0	0- 0				
9- 0	2- 0	2- 0	AWAY	4- 0	1- 0	0- 0				
3- 0	2- 0	0- 0	NEUTRAL	1- 0	0- 0	0- 0				

RPI	S	Opponent	Score	RPI	S	Opponent	Score	RPI	S	Opponent	Score	RPI	S	Opponent	Score
3	H	Notre Dame	94 81	27	A	Oklahoma	89 58	52	A	Kansas	76 45	119	A	Missouri	71 41
4	H	Connecticut	66 61	27	H	Oklahoma	81 54	52	H	Kansas	74 46	119	H	Missouri	90 46
5	A	Tennessee	76 67	48	A	Iowa St.	57 45	53	H	Howard	82 28	121	A	Minnesota	89 60
8	A	Texas A&M	69 62	48	H	Iowa St.	77 53	54	A	Texas	77 59	147	H	Yale	109 59
8	H	Texas A&M	71 48					54	H	Texas	80 59	153	H	Mississippi Val.	93 55
8	N	Texas A&M	73 50					59	H	Chattanooga	91 31	252	H	Milwaukee	72 41
11	N	St. John's (NY)	73 59					61	A	Texas Tech	72 64	334	H	Texas Southern	91 39
17	A	Kansas St.	70 41					61	H	Texas Tech	56 51				
17	H	Kansas St.	76 41					61	N	Texas Tech	72 48				
17	N	Kansas St.	86 65					69	A	Oklahoma St.	83 52				
								69	H	Oklahoma St.	71 44				
								71	H	UCLA	83 50				
								82	H	McNeese St.	90 50				
LAST 12 Division I GAMES:															
		8 N Texas A&M	73 50			54 H Texas	80 59								
		17 N Kansas St.	86 65			61 H Texas Tech	56 51								
		61 N Texas Tech	72 48			69 A Oklahoma St.	83 52								
		48 H Iowa St.	77 53			8 H Texas A&M	71 48								
		8 A Texas A&M	69 62			27 H Oklahoma	81 54								
		52 A Kansas	76 45			17 A Kansas St.	70 41								

Non-Div I Games:

Baylor

Average RPI Win:	260	WON-LOST	WINNING	LAST 12	STRENGTH OF	OPP. STRENGTH	TEAM	ADJ.	CONF.	ADJ CONF.
Average RPI Loss:	189	RECORD	PCT. RANK	GAMES	SCHEDULE	OF SCHEDULE	RPI	RPI	RPI	RPI
DIV. I ONLY	12- 18	228	7- 5	284	294	256	256	30	30	
DIV. I NON-CONF.	1- 10	328	0- 0	166	152	314	314	30	30	
TOTALS	RPI 1-25	RPI 26-50	W-L RECORDS	RPI 51-100	RPI 101-150	RPI 150+				
12- 18	0- 0	0- 1	OVERALL	0- 4	2- 3	10- 10				
8- 5	0- 0	0- 0	HOME	0- 1	2- 0	6- 4				
4- 12	0- 0	0- 1	AWAY	0- 3	0- 3	4- 5				
0- 1	0- 0	0- 0	NEUTRAL	0- 0	0- 0	0- 1				
1- 10	0- 0	0- 1	NON-CONFERENCE	0- 2	1- 2	0- 5				
1- 3	0- 0	0- 0	HOME	0- 0	1- 0	0- 3				
0- 7	0- 0	0- 1	AWAY	0- 2	0- 2	0- 2				
0- 0	0- 0	0- 0	NEUTRAL	0- 0	0- 0	0- 0				
11- 8	0- 0	0- 0	CONFERENCE	0- 2	1- 1	10- 5				
7- 2	0- 0	0- 0	HOME	0- 1	1- 0	6- 1				
4- 5	0- 0	0- 0	AWAY	0- 1	0- 1	4- 3				
0- 1	0- 0	0- 0	NEUTRAL	0- 0	0- 0	0- 1				

RPI S	Opponent	Score	RPI S	Opponent	Score	RPI S	Opponent	Score	RPI S	Opponent	Score	Team's RPI: 256
			41 A	Florida	45 72	57 A	Fla. Gulf Coast	34 54	105 A	UT Martin	48 67	
						57 H	Fla. Gulf Coast	50 57	117 A	Auburn	53 80	
						59 A	Chattanooga	42 75	124 A	Stetson	46 68	
						80 A	Memphis	40 79	124 H	Stetson	65 58	
									142 H	Indiana St.	69 59	
									211 H	Texas St.	66 71	
									219 H	Indiana	52 63	
									258 A	Ohio	51 65	
									264 A	Kennesaw St.	58 53	
									264 H	Kennesaw St.	57 55	
									272 A	East Tenn. St.	88 75	
									272 H	East Tenn. St.	49 44	
									273 A	Eastern Ky.	46 60	
									274 A	North Florida	54 37	
									274 H	North Florida	57 35	
									281 A	Jacksonville	50 57	
									281 H	Jacksonville	68 62	
									281 N	Jacksonville	58 62	
									290 H	Austin Peay	56 58	
									292 A	S.C. Upstate	51 61	
									292 H	S.C. Upstate	74 69	
									325 A	Mercer	66 73	
									325 H	Mercer	61 64	
									331 A	Lipscomb	60 43	
									331 H	Lipscomb	64 54	
LAST 12 Division I GAMES:												
			281 N	Jacksonville	58 62	124 A	Stetson	46 68				
			325 A	Mercer	66 73	331 A	Lipscomb	60 43				
			264 A	Kennesaw St.	58 53	281 H	Jacksonville	68 62				
			272 H	East Tenn. St.	49 44	274 H	North Florida	57 35				
			292 H	S.C. Upstate	74 69	292 A	S.C. Upstate	51 61				
			57 A	Fla. Gulf Coast	34 54	272 A	East Tenn. St.	88 75				

Non-Div I Games:

Belmont

■ Loss,
 ■ Non-Conf,
 ■ S Site,
 ■ Home
 ■ A Away
 N Neutral

Average RPI Win:	306	WON-LOST	WINNING	LAST 12	STRENGTH OF	OPP. STRENGTH	TEAM	ADJ.	CONF.	ADJ CONF.
Average RPI Loss:	184	RECORD	PCT. RANK	GAMES	SCHEDULE	OF SCHEDULE	RPI	RPI	RPI	RPI
DIV. I ONLY	9- 18	261	5- 7	319	328	306	306	28	28	
DIV. I NON-CONF.	2- 8	293	0- 0	285	283	327	327	26	26	
TOTALS	RPI 1-25	RPI 26-50	W-L RECORDS	RPI 51-100	RPI 101-150	RPI 150+				
9- 18	0- 0	0- 0	OVERALL	0- 3	0- 4	9- 11				
5- 7	0- 0	0- 0	HOME	0- 1	0- 3	5- 3				
4- 8	0- 0	0- 0	AWAY	0- 2	0- 1	4- 5				
0- 3	0- 0	0- 0	NEUTRAL	0- 0	0- 0	0- 3				
2- 8	0- 0	0- 0	NON-CONFERENCE	0- 1	0- 1	2- 6				
2- 2	0- 0	0- 0	HOME	0- 0	0- 1	2- 1				
0- 4	0- 0	0- 0	AWAY	0- 1	0- 0	0- 3				
0- 2	0- 0	0- 0	NEUTRAL	0- 0	0- 0	0- 2				
7- 10	0- 0	0- 0	CONFERENCE	0- 2	0- 3	7- 5				
3- 5	0- 0	0- 0	HOME	0- 1	0- 2	3- 2				
4- 4	0- 0	0- 0	AWAY	0- 1	0- 1	4- 2				
0- 1	0- 0	0- 0	NEUTRAL	0- 0	0- 0	0- 1				

RPI 1-25			RPI 26-50			RPI 51-100			RPI 101+ Team's RPI: 306		
RPI	S	Opponent	Score	RPI	S	Opponent	Score	RPI	S	Opponent	Score
								53	A	Howard	50 58
								62	H	Hampton	30 54
								91	A	South Fla.	36 72
								124	H	Stetson	64 82
								131	H	Coppin St.	55 58
								144	A	Florida A&M	51 65
								144	H	Florida A&M	57 81
								163	A	Fla. Atlantic	46 68
								163	N	Fla. Atlantic	70 71
								187	N	Campbell	46 62
								212	A	UCF	49 66
								215	A	Md.-East. Shore	43 47
								249	A	Georgia St.	50 66
								253	H	Norfolk St.	83 73
								253	N	Norfolk St.	41 51
								266	A	N.C. A&T	54 69
								266	H	N.C. A&T	60 63
								274	H	North Florida	66 63
								280	A	South Carolina St.	69 65
								280	H	South Carolina St.	60 71
								299	H	Kent St.	58 49
								304	H	La.-Lafayette	67 72
								318	A	Delaware St.	52 50
								324	A	Savannah St.	47 43
								324	H	Savannah St.	58 54
								341	A	N.C. Central	64 54
								341	H	N.C. Central	63 61
LAST 12 Division I GAMES:											
								253	N	Norfolk St.	41 51
								53	A	Howard	50 58
								131	H	Coppin St.	55 58
								341	H	N.C. Central	63 61
								62	H	Hampton	30 54
								266	H	N.C. A&T	60 63
								144	A	Florida A&M	51 65
								215	A	Md.-East. Shore	43 47
								280	A	South Carolina St.	69 65
								318	A	Delaware St.	52 50

Non-Div I Games: Palm Beach Atl. 56 59 Ave Maria 74 52

Bethune-Cookman

Loss, Non-Conf, S Site, H Home A Away N Neutral

Binghamton

Through Games Of Sunday, March 11, 2012

Average RPI Win:	251	WON-LOST	WINNING	LAST 12	STRENGTH OF	OPP. STRENGTH	TEAM	ADJ.	CONF.	ADJ CONF.
Average RPI Loss:	140	RECORD	PCT. RANK	GAMES	SCHEDULE	OF SCHEDULE	RPI	RPI	RPI	RPI
DIV. I ONLY	13- 18	216	4- 8	219	208	220	220	16	16	
DIV. I NON-CONF.	6- 7	180	0- 0	261	233	210	210	14	14	
TOTALS	RPI 1-25	RPI 26-50	W-L RECORDS	RPI 51-100	RPI 101-150	RPI 150+				
13- 18	0- 1	0- 1	OVERALL	0- 6	2- 4	11- 6				
5- 8	0- 1	0- 0	HOME	0- 3	1- 1	4- 3				
7- 8	0- 0	0- 0	AWAY	0- 2	1- 3	6- 3				
1- 2	0- 0	0- 1	NEUTRAL	0- 1	0- 0	1- 0				
6- 7	0- 1	0- 1	NON-CONFERENCE	0- 1	0- 1	6- 3				
1- 4	0- 1	0- 0	HOME	0- 1	0- 0	1- 2				
4- 2	0- 0	0- 0	AWAY	0- 0	0- 1	4- 1				
1- 1	0- 0	0- 1	NEUTRAL	0- 0	0- 0	1- 0				
7- 11	0- 0	0- 0	CONFERENCE	0- 5	2- 3	5- 3				
4- 4	0- 0	0- 0	HOME	0- 2	1- 1	3- 1				
3- 6	0- 0	0- 0	AWAY	0- 2	1- 2	2- 2				
0- 1	0- 0	0- 0	NEUTRAL	0- 1	0- 0	0- 0				

RPI S	Opponent	Score	RPI S	Opponent	Score	RPI S	Opponent	Score	RPI S	Opponent	Score	Team's RPI: 220
16 H	St. Bonaventure	34 49	34 N	Dayton	50 60	75 A	Boston U.	48 60	103 A	Hartford	48 45	
						75 H	Boston U.	49 62	103 A	Hartford	58 67	
						79 A	Albany (NY)	37 69	103 H	Hartford	41 63	
						79 H	Albany (NY)	36 37	121 A	Minnesota	40 65	
						79 N	Albany (NY)	50 58	123 A	UMBC	50 63	
						98 H	Syracuse	57 90	123 H	UMBC	61 43	
									188 A	New Hampshire	64 55	
									188 H	New Hampshire	52 59	
									197 H	Mt. St. Mary's	52 43	
									217 A	Niagara	53 64	
									242 A	Siena	80 70	
									255 H	Massachusetts	55 64	
									265 A	Cornell	61 48	
									268 A	Army	49 47	
									275 A	Vermont	48 69	
									275 H	Vermont	54 43	
									288 H	Rider	56 66	
									311 N	Nevada	58 52	
									314 A	Maine	47 48	
									314 H	Maine	72 54	
									317 A	Saint Peter's	70 63	
									328 A	Stony Brook	44 32	
									328 H	Stony Brook	55 46	
LAST 12 Division I GAMES:												
			79 N	Albany (NY)	50 58		275 H	Vermont	54 43			
			103 A	Hartford	48 45		75 H	Boston U.	49 62			
			188 H	New Hampshire	52 59		328 H	Stony Brook	55 46			
			79 A	Albany (NY)	37 69		314 A	Maine	47 48			
			123 A	UMBC	50 63		79 H	Albany (NY)	36 37			
			103 A	Hartford	58 67		188 A	New Hampshire	64 55			

Non-Div I Games:

Binghamton

Loss, Non-Conf, S Site, H Home A Away N Neutral

Average RPI Win:	265	WON-LOST	WINNING	LAST 12	STRENGTH OF	OPP. STRENGTH	TEAM	ADJ.	CONF.	ADJ CONF.
Average RPI Loss:	154	RECORD	PCT. RANK	GAMES	SCHEDULE	OF SCHEDULE	RPI	RPI	RPI	RPI
DIV. I ONLY	13- 16	199	4- 8	288	234	245	245	23	23	
DIV. I NON-CONF.	7- 6	152	0- 0	267	256	216	216	24	24	
TOTALS	RPI 1-25	RPI 26-50	W-L RECORDS	RPI 51-100	RPI 101-150	RPI 150+				
13- 16	0- 0	0- 0	OVERALL	0- 4	1- 4	12- 8				
8- 7	0- 0	0- 0	HOME	0- 2	1- 2	7- 3				
4- 8	0- 0	0- 0	AWAY	0- 2	0- 2	4- 4				
1- 1	0- 0	0- 0	NEUTRAL	0- 0	0- 0	1- 1				
7- 6	0- 0	0- 0	NON-CONFERENCE	0- 2	1- 2	6- 2				
5- 3	0- 0	0- 0	HOME	0- 1	1- 1	4- 1				
2- 3	0- 0	0- 0	AWAY	0- 1	0- 1	2- 1				
0- 0	0- 0	0- 0	NEUTRAL	0- 0	0- 0	0- 0				
6- 10	0- 0	0- 0	CONFERENCE	0- 2	0- 2	6- 6				
3- 4	0- 0	0- 0	HOME	0- 1	0- 1	3- 2				
2- 5	0- 0	0- 0	AWAY	0- 1	0- 1	2- 3				
1- 1	0- 0	0- 0	NEUTRAL	0- 0	0- 0	1- 1				

RPI S	Opponent	Score	RPI S	Opponent	Score	RPI S	Opponent	Score	RPI S	Opponent	Score	Team's RPI: 245
						67	A Idaho St.	75 84	122	A UNLV	50 66	
						93	A San Diego St.	41 58	122	H UNLV	66 75	
						93	H San Diego St.	59 69	138	H Pepperdine	68 57	
						98	H Syracuse	47 70	148	A Utah St.	86 97	
									148	H Utah St.	52 64	
									152	H Seattle	80 89	
									161	A Eastern Wash.	72 63	
									183	A Portland	56 83	
									185	A Colorado St.	58 67	
									185	H Colorado St.	52 60	
									185 N	Colorado St.	68 63	
									186	A TCU	69 73	
									186	H TCU	68 74	
									226	A Wyoming	64 84	
									226	H Wyoming	61 53	
									277	A New Mexico	68 64	
									277	H New Mexico	65 46	
									277 N	New Mexico	50 51	
									296	H Utah Valley	85 64	
									302	A Air Force	81 75	
									302	H Air Force	83 59	
									310	H UC Riverside	68 58	
									320	A New Mexico St.	56 53	
									320	H New Mexico St.	72 57	
									333	H Weber St.	86 68	
LAST 12 Division I GAMES:												
			277 N	New Mexico	50 51	185	A Colorado St.	58 67				
			185 N	Colorado St.	68 63	302	H Air Force	83 59				
			93	A San Diego St.	41 58	277	A New Mexico	68 64				
			226	H Wyoming	61 53	93	H San Diego St.	59 69				
			122	H UNLV	66 75	226	A Wyoming	64 84				
			186	A TCU	69 73	122	A UNLV	50 66				

Non-Div I Games: Montana Tech 97 61 Southern Ore. 93 55

Boise St.

■ Loss,
 ■ Non-Conf, S Site,
 ■ Home
 ■ Away
 N Neutral

Average RPI Win: 226	WON-LOST	WINNING	LAST 12	STRENGTH OF	OPP. STRENGTH	TEAM	ADJ.	CONF.	ADJ CONF.
Average RPI Loss: 65	RECORD	PCT. RANK	GAMES	SCHEDULE	OF SCHEDULE	RPI	RPI	RPI	RPI
DIV. I ONLY	7- 23	301	2- 10	24	71	204	204	6	6
DIV. I NON-CONF.	5- 8	221	0- 0	35	140	166	166	6	6
TOTALS	RPI 1-25	RPI 26-50	W-L RECORDS	RPI 51-100	RPI 101-150	RPI 150+			
7- 23	0- 7	0- 3	OVERALL	0- 9	0- 2	7- 2			
6- 9	0- 3	0- 0	HOME	0- 4	0- 1	6- 1			
1- 13	0- 4	0- 2	AWAY	0- 5	0- 1	1- 1			
0- 1	0- 0	0- 1	NEUTRAL	0- 0	0- 0	0- 0			
5- 8	0- 1	0- 1	NON-CONFERENCE	0- 4	0- 1	5- 1			
5- 2	0- 0	0- 0	HOME	0- 2	0- 0	5- 0			
0- 6	0- 1	0- 1	AWAY	0- 2	0- 1	0- 1			
0- 0	0- 0	0- 0	NEUTRAL	0- 0	0- 0	0- 0			
2- 15	0- 6	0- 2	CONFERENCE	0- 5	0- 1	2- 1			
1- 7	0- 3	0- 0	HOME	0- 2	0- 1	1- 1			
1- 7	0- 3	0- 1	AWAY	0- 3	0- 0	1- 0			
0- 1	0- 0	0- 1	NEUTRAL	0- 0	0- 0	0- 0			

RPI 1-25				RPI 26-50				RPI 51-100				RPI 101+ Team's RPI: 204			
RPI	S	Opponent	Score	RPI	S	Opponent	Score	RPI	S	Opponent	Score	RPI	S	Opponent	Score
6	A	Maryland	44 86	34	A	Dayton	60 69	58	A	Saint Joseph's	57 74	101	H	Florida St.	59 68
10	H	Duke	62 71	50	A	Virginia	58 69	62	H	Hampton	63 71	103	A	Hartford	45 54
12	A	Miami (FL)	42 88	50	N	Virginia	41 72	65	A	Arizona St.	54 79	159	H	Holy Cross	67 58
12	H	Miami (FL)	57 88					75	H	Boston U.	62 70	164	A	Wisconsin	50 58
13	A	Rutgers	58 74					86	A	North Carolina St.	57 80	216	H	Central Conn. St.	57 49
14	A	Georgia Tech	48 85					86	H	North Carolina St.	69 73	224	A	Virginia Tech	64 60
14	H	Georgia Tech	58 68					88	A	Wake Forest	58 72	224	H	Virginia Tech	35 38
								88	H	Wake Forest	60 73	239	H	Fairleigh Dickinson	68 57
								89	A	North Carolina	46 77	244	H	Bryant	68 42
												247	H	Clemson	56 53
												255	H	Massachusetts	80 64
LAST 12 Division I GAMES:															
		50	N	Virginia	41	72		10	H	Duke	62	71			
		12	A	Miami (FL)	42	88		88	H	Wake Forest	60	73			
		86	H	North Carolina St.	69	73		6	A	Maryland	44	86			
		14	A	Georgia Tech	48	85		12	H	Miami (FL)	57	88			
		247	H	Clemson	56	53		89	A	North Carolina	46	77			
		224	A	Virginia Tech	64	60		50	A	Virginia	58	69			

Non-Div I Games:

Boston College

■ Loss,
 ■ Non-Conf,
 ■ S Site,
 ■ H Home
 ■ A Away
 N Neutral

Season 01				Through Games of Sunday, March 11, 2012						
Average RPI Win:	205	WON-LOST	WINNING	LAST 12	STRENGTH OF	OPP. STRENGTH	TEAM	ADJ.	CONF.	ADJ CONF.
Average RPI Loss:	102	RECORD	PCT. RANK	GAMES	SCHEDULE	OF SCHEDULE	RPI	RPI	RPI	RPI
DIV. I ONLY	23- 8	40	10- 2	196	119	75	75	16	16	
DIV. I NON-CONF.	7- 6	152	0- 0	138	30	103	103	14	14	
TOTALS	RPI 1-25		RPI 26-50	W-L RECORDS		RPI 51-100	RPI 101-150		RPI 150+	
23- 8	0- 1		1- 2	OVERALL		1- 1	6- 3		15- 1	
11- 1	0- 0		1- 0	HOME		0- 1	3- 0		7- 0	
10- 5	0- 1		0- 2	AWAY		1- 0	3- 1		6- 1	
2- 2	0- 0		0- 0	NEUTRAL		0- 0	0- 2		2- 0	
7- 6	0- 1		1- 2	NON-CONFERENCE		0- 0	2- 2		4- 1	
4- 0	0- 0		1- 0	HOME		0- 0	1- 0		2- 0	
2- 5	0- 1		0- 2	AWAY		0- 0	1- 1		1- 1	
1- 1	0- 0		0- 0	NEUTRAL		0- 0	0- 1		1- 0	
16- 2	0- 0		0- 0	CONFERENCE		1- 1	4- 1		11- 0	
7- 1	0- 0		0- 0	HOME		0- 1	2- 0		5- 0	
8- 0	0- 0		0- 0	AWAY		1- 0	2- 0		5- 0	
1- 1	0- 0		0- 0	NEUTRAL		0- 0	0- 1		1- 0	

[illegible]

Non-Div I Games:

Boston U.

Loss, Non-Conf, S Site, H Home A Away N Neutral

Bowling Green

Through Games Of Sunday, March 11, 2012

Average RPI Win:	218	WON-LOST	WINNING	LAST 12	STRENGTH OF	OPP. STRENGTH	TEAM	ADJ.	CONF.	ADJ CONF.
Average RPI Loss:	98	RECORD	PCT. RANK	GAMES	SCHEDULE	OF SCHEDULE	RPI	RPI	RPI	RPI
DIV. I ONLY	23- 6	24	9- 3	241	130	73	73	12	12	
DIV. I NON-CONF.	9- 3	61	0- 0	243	100	91	91	13	13	
TOTALS	RPI 1-25	RPI 26-50	W-L RECORDS	RPI 51-100	RPI 101-150	RPI 150+				
23- 6	0- 1	1- 1	OVERALL	1- 2	3- 1	18- 1				
13- 1	0- 1	1- 0	HOME	0- 0	1- 0	11- 0				
10- 4	0- 0	0- 1	AWAY	1- 2	2- 0	7- 1				
0- 1	0- 0	0- 0	NEUTRAL	0- 0	0- 1	0- 0				
9- 3	0- 1	0- 1	NON-CONFERENCE	1- 1	0- 0	8- 0				
5- 1	0- 1	0- 0	HOME	0- 0	0- 0	5- 0				
4- 2	0- 0	0- 1	AWAY	1- 1	0- 0	3- 0				
0- 0	0- 0	0- 0	NEUTRAL	0- 0	0- 0	0- 0				
14- 3	0- 0	1- 0	CONFERENCE	0- 1	3- 1	10- 1				
8- 0	0- 0	1- 0	HOME	0- 0	1- 0	6- 0				
6- 2	0- 0	0- 0	AWAY	0- 1	2- 0	4- 1				
0- 1	0- 0	0- 0	NEUTRAL	0- 0	0- 1	0- 0				

RPI 1-25				RPI 26-50				RPI 51-100 Team's RPI: 73				RPI 101+			
RPI	S	Opponent	Score	RPI	S	Opponent	Score	RPI	S	Opponent	Score	RPI	S	Opponent	Score
15	H	Purdue	53 54	34	A	Dayton	38 69	70	A	Creighton	47 49	102	A	Miami (OH)	61 58
				49	H	Eastern Mich.	70 54	78	A	Toledo	50 52	102	H	Miami (OH)	64 55
								97	A	Detroit	57 49	132	A	Central Mich.	77 72
												132	N	Central Mich.	66 69
												185	A	Colorado St.	70 57
												201	H	Northern Ill.	57 47
												210	H	Butler	71 61
												221	A	Akron	60 55
												221	H	Akron	62 58
												226	A	Wyoming	60 53
												233	H	Western Ky.	86 62
												235	A	Buffalo	79 59
												235	H	Buffalo	62 52
												258	A	Ohio	56 60
												258	H	Ohio	61 49
												259	A	Youngstown St.	73 61
												271	A	Ball St.	63 52
												281	H	Jacksonville	83 53
												290	H	Austin Peay	72 38
												291	H	Western Mich.	67 56
												299	A	Kent St.	91 48
												299	H	Kent St.	76 57
												312	H	Evansville	71 54
LAST 12 Division I GAMES:															
132	N	Central Mich.	66 69	78	A	Toledo	50 52	291	H	Western Mich.	67 56	201	H	Northern Ill.	57 47
299	A	Kent St.	91 48	271	A	Ball St.	63 52	132	A	Central Mich.	77 72	221	A	Akron	60 55
102	H	Miami (OH)	64 55	49	H	Eastern Mich.	70 54	235	H	Buffalo	62 52	258	A	Ohio	56 60

Non-Div I Games: Madonna 91 41

Bowling Green

■ Loss,
 ■ Non-Conf,
 ■ S Site,
 ■ Home
 ■ A Away
 N Neutral

Average RPI Win:	182	WON-LOST	WINNING	LAST 12	STRENGTH OF	OPP. STRENGTH	TEAM	ADJ.	CONF.	ADJ CONF.
Average RPI Loss:	129	RECORD	PCT. RANK	GAMES	SCHEDULE	OF SCHEDULE	RPI	RPI	RPI	RPI
DIV. I ONLY	17- 15	153	6- 6	120	122	145	145	10	10	
DIV. I NON-CONF.	9- 3	61	0- 0	83	268	70	70	10	10	
TOTALS	RPI 1-25	RPI 26-50	W-L RECORDS	RPI 51-100	RPI 101-150	RPI 150+				
17- 15	0- 0	1- 0	OVERALL	1- 6	4- 6	11- 3				
7- 7	0- 0	1- 0	HOME	0- 3	2- 3	4- 1				
8- 6	0- 0	0- 0	AWAY	1- 2	2- 2	5- 2				
2- 2	0- 0	0- 0	NEUTRAL	0- 1	0- 1	2- 0				
9- 3	0- 0	1- 0	NON-CONFERENCE	0- 0	2- 2	6- 1				
3- 2	0- 0	1- 0	HOME	0- 0	1- 1	1- 1				
5- 0	0- 0	0- 0	AWAY	0- 0	1- 0	4- 0				
1- 1	0- 0	0- 0	NEUTRAL	0- 0	0- 1	1- 0				
8- 12	0- 0	0- 0	CONFERENCE	1- 6	2- 4	5- 2				
4- 5	0- 0	0- 0	HOME	0- 3	1- 2	3- 0				
3- 6	0- 0	0- 0	AWAY	1- 2	1- 2	1- 2				
1- 1	0- 0	0- 0	NEUTRAL	0- 1	0- 0	1- 0				

RPI S	Opponent	Score	RPI S	Opponent	Score	RPI S	Opponent	Score	RPI S	Opponent	Score	Team's RPI: 145
42	H Iowa	96 88	56	A Missouri St.	86 69	110	H Northern Colo.	59 49				
			56	H Missouri St.	70 79	111	A Wichita St.	56 46				
			56	N Missouri St.	54 58	111	H Wichita St.	58 71				
			70	A Creighton	68 72	120	H Eastern Ill.	58 59				
			70	H Creighton	59 68	124	N Stetson	63 73				
			100	A Illinois St.	63 82	132	A Central Mich.	86 79				
			100	H Illinois St.	65 67	137	A Drake	62 77				
						137	H Drake	65 77				
						142	A Indiana St.	60 77				
						142	H Indiana St.	79 58				
						151	A UNI	57 71				
						151	H UNI	75 61				
						165	A SIU Edwardsville	66 60				
						182	A Winthrop	71 61				
						201	A Northern Ill.	50 45				
						210	A Butler	71 63				
						217	N Niagara	68 43				
						236	H Western Ill.	93 64				
						252	H Milwaukee	67 71				
						276	A Southern Ill.	72 59				
						276	H Southern Ill.	66 50				
						276	N Southern Ill.	85 67				
						312	A Evansville	59 71				
						312	H Evansville	82 64				
LAST 12 Division I GAMES:												
			56	N Missouri St.	54 58	151	H UNI	75 61				
			276	N Southern Ill.	85 67	100	A Illinois St.	63 82				
			56	A Missouri St.	86 69	142	A Indiana St.	60 77				
			111	A Wichita St.	56 46	276	H Southern Ill.	66 50				
			70	H Creighton	59 68	312	H Evansville	82 64				
			137	H Drake	65 77	70	A Creighton	68 72				

Non-Div I Games:

Bradley

Average RPI Win:	248	WON-LOST	WINNING	LAST 12	STRENGTH OF	OPP. STRENGTH	TEAM	ADJ.	CONF.	ADJ CONF.
Average RPI Loss:	174	RECORD	PCT. RANK	GAMES	SCHEDULE	OF SCHEDULE	RPI	RPI	RPI	RPI
DIV. I ONLY	15- 12	137	6- 6	321	255	223	223	20	20	
DIV. I NON-CONF.	8- 5	107	0- 0	321	323	227	227	17	17	
TOTALS	RPI 1-25	RPI 26-50	W-L RECORDS	RPI 51-100	RPI 101-150	RPI 150+				
15- 12	0- 2	0- 0	OVERALL	1- 1	3- 2	11- 7				
7- 7	0- 1	0- 0	HOME	1- 1	2- 1	4- 4				
7- 5	0- 1	0- 0	AWAY	0- 0	1- 1	6- 3				
1- 0	0- 0	0- 0	NEUTRAL	0- 0	0- 0	1- 0				
8- 5	0- 0	0- 0	NON-CONFERENCE	1- 1	1- 0	6- 4				
4- 3	0- 0	0- 0	HOME	1- 1	1- 0	2- 2				
3- 2	0- 0	0- 0	AWAY	0- 0	0- 0	3- 2				
1- 0	0- 0	0- 0	NEUTRAL	0- 0	0- 0	1- 0				
7- 7	0- 2	0- 0	CONFERENCE	0- 0	2- 2	5- 3				
3- 4	0- 1	0- 0	HOME	0- 0	1- 1	2- 2				
4- 3	0- 1	0- 0	AWAY	0- 0	1- 1	3- 1				
0- 0	0- 0	0- 0	NEUTRAL	0- 0	0- 0	0- 0				

RPI 1-25				RPI 26-50				RPI 51-100				RPI 101+ Team's RPI: 223			
RPI	S	Opponent	Score	RPI	S	Opponent	Score	RPI	S	Opponent	Score	RPI	S	Opponent	Score
24	A	Princeton	45 57					79	H	Albany (NY)	65 53	127	H	Providence	70 57
24	H	Princeton	60 77					95	H	Fairfield	55 63	129	A	Harvard	57 65
												129	H	Harvard	58 55
												147	A	Yale	60 55
												147	H	Yale	65 75
												159	H	Holy Cross	74 81
												188	H	New Hampshire	57 62
												196	A	Penn	59 55
												196	H	Penn	66 72
												244	A	Bryant	49 64
												265	A	Cornell	50 51
												265	H	Cornell	60 49
												275	H	Vermont	61 57
												286	A	Dartmouth	74 50
												286	H	Dartmouth	52 57
												289	A	San Jose St.	61 47
												312	N	Evansville	55 47
												314	A	Maine	61 59
												315	A	Rhode Island	53 40
												315	H	Rhode Island	66 54
												326	A	NJIT	66 70
												339	A	Columbia	75 63
												339	H	Columbia	72 63
LAST 12 Division I GAMES:															
24	H	Princeton	60 77	265	H	Cornell	60 49								
196	H	Penn	66 72	339	H	Columbia	72 63								
339	A	Columbia	75 63	196	A	Penn	59 55								
265	A	Cornell	50 51	24	A	Princeton	45 57								
286	H	Dartmouth	52 57	129	A	Harvard	57 65								
129	H	Harvard	58 55	286	A	Dartmouth	74 50								

Non-Div I Games: Dominican (CA) 66 45

Brown

■ Loss,
 ■ Non-Conf,
 ■ S Site,
 ■ H Home
 ■ A Away
 N Neutral

Average RPI Win:	261	WON-LOST	WINNING	LAST 12	STRENGTH OF	OPP. STRENGTH	TEAM	ADJ.	CONF.	ADJ CONF.
Average RPI Loss:	165	RECORD	PCT. RANK	GAMES	SCHEDULE	OF SCHEDULE	RPI	RPI	RPI	RPI
DIV. I ONLY	14- 15	174	3- 8	333	215	244	244	15	15	
DIV. I NON-CONF.	7- 4	98	0- 0	342	294	259	259	22	22	
TOTALS	RPI 1-25	RPI 26-50	W-L RECORDS	RPI 51-100	RPI 101-150	RPI 150+				
14- 15	0- 0	0- 0	OVERALL	0- 4	2- 2	12- 9				
8- 6	0- 0	0- 0	HOME	0- 2	2- 0	6- 4				
6- 9	0- 0	0- 0	AWAY	0- 2	0- 2	6- 5				
0- 0	0- 0	0- 0	NEUTRAL	0- 0	0- 0	0- 0				
7- 4	0- 0	0- 0	NON-CONFERENCE	0- 0	0- 0	7- 4				
4- 1	0- 0	0- 0	HOME	0- 0	0- 0	4- 1				
3- 3	0- 0	0- 0	AWAY	0- 0	0- 0	3- 3				
0- 0	0- 0	0- 0	NEUTRAL	0- 0	0- 0	0- 0				
7- 11	0- 0	0- 0	CONFERENCE	0- 4	2- 2	5- 5				
4- 5	0- 0	0- 0	HOME	0- 2	2- 0	2- 3				
3- 6	0- 0	0- 0	AWAY	0- 2	0- 2	3- 2				
0- 0	0- 0	0- 0	NEUTRAL	0- 0	0- 0	0- 0				

RPI S	Opponent	Score	RPI S	Opponent	Score	RPI S	Opponent	Score	RPI S	Opponent	Score	Team's RPI: 244
						60	A Sacred Heart	64 79	113	A LIU Brooklyn	41 50	
						60	H Sacred Heart	67 74	130	H Monmouth	55 49	
						84	A Quinnipiac	56 67	140	A Robert Morris	68 72	
						84	H Quinnipiac	47 84	140	H Robert Morris	75 71	
									157	A Saint Francis (PA)	73 85	
									157	H Saint Francis (PA)	57 52	
									159	A Holy Cross	62 82	
									197	A Mt. St. Mary's	61 66	
									197	H Mt. St. Mary's	63 71	
									204	A Boston College	42 68	
									216	A Central Conn. St.	68 62	
									216	H Central Conn. St.	62 75	
									223	H Brown	64 49	
									229	H Iona	53 66	
									239	H Fairleigh Dickinson	43 54	
									268	H Army	64 54	
									286	A Dartmouth	63 45	
									300	H Lafayette	56 48	
									307	A Colgate	76 74	
									314	A Maine	65 53	
									315	H Rhode Island	75 62	
									327	A St. Francis (NY)	55 45	
									336	A Wagner	71 67	
									336	H Wagner	65 53	
									339	A Columbia	74 77	
LAST 12 Division I GAMES:												
			336	H Wagner	65 53		113	A LIU Brooklyn	41 50			
			197	H Mt. St. Mary's	63 71		327	A St. Francis (NY)	55 45			
			140	A Robert Morris	68 72		239	H Fairleigh Dickinson	43 54			
			157	A Saint Francis (PA)	73 85		130	H Monmouth	55 49			
			60	H Sacred Heart	67 74		216	H Central Conn. St.	62 75			
			60	A Sacred Heart	64 79		84	H Quinnipiac	47 84			

Non-Div I Games:

Bryant

Bucknell

Through Games Of Sunday, March 11, 2012

Average RPI Win:	263	WON-LOST	WINNING	LAST 12	STRENGTH OF	OPP. STRENGTH	TEAM	ADJ.	CONF.	ADJ CONF.
Average RPI Loss:	208	RECORD	PCT. RANK	GAMES	SCHEDULE	OF SCHEDULE	RPI	RPI	RPI	RPI
DIV. I ONLY	5- 25	322	3- 9	298	299	330	330	29	29	
DIV. I NON-CONF.	2- 13	317	0- 0	304	281	336	336	29	29	
TOTALS	RPI 1-25	RPI 26-50	W-L RECORDS	RPI 51-100	RPI 101-150	RPI 150+				
5- 25	0- 1	0- 1	OVERALL	0- 0	0- 3	5- 20				
3- 11	0- 1	0- 0	HOME	0- 0	0- 2	3- 8				
2- 14	0- 0	0- 1	AWAY	0- 0	0- 1	2- 12				
0- 0	0- 0	0- 0	NEUTRAL	0- 0	0- 0	0- 0				
2- 13	0- 1	0- 1	NON-CONFERENCE	0- 0	0- 1	2- 10				
2- 5	0- 1	0- 0	HOME	0- 0	0- 1	2- 3				
0- 8	0- 0	0- 1	AWAY	0- 0	0- 0	0- 7				
0- 0	0- 0	0- 0	NEUTRAL	0- 0	0- 0	0- 0				
3- 12	0- 0	0- 0	CONFERENCE	0- 0	0- 2	3- 10				
1- 6	0- 0	0- 0	HOME	0- 0	0- 1	1- 5				
2- 6	0- 0	0- 0	AWAY	0- 0	0- 1	2- 5				
0- 0	0- 0	0- 0	NEUTRAL	0- 0	0- 0	0- 0				

RPI S	Opponent	Score	RPI S	Opponent	Score	RPI S	Opponent	Score	RPI S	Opponent	Score	Team's RPI: 330
19	H Penn St.	54 78	39	A West Virginia	30 72				143	A American	45 71	
									143	H American	59 62	
									147	H Yale	48 69	
									157	A Saint Francis (PA)	53 70	
									159	A Holy Cross	53 70	
									159	H Holy Cross	38 49	
									184	A Navy	51 60	
									184	H Navy	49 50	
									191	A Lehigh	47 63	
									191	A Lehigh	62 56	
									191	H Lehigh	38 53	
									197	A Mt. St. Mary's	46 58	
									200	H Fordham	49 39	
									217	A Niagara	55 61	
									235	A Buffalo	57 63	
									246	H Canisius	47 55	
									259	H Youngstown St.	56 57	
									265	A Cornell	45 65	
									268	A Army	56 60	
									268	H Army	64 67	
									288	A Rider	43 63	
									298	H Morgan St.	52 54	
									300	A Lafayette	65 54	
									300	H Lafayette	45 49	
									307	A Colgate	66 73	
									307	H Colgate	67 45	
LAST 12 Division I GAMES:												
191	A Lehigh	47 63	307	H Colgate	67 45							
184	A Navy	51 60	268	A Army	56 60							
143	H American	59 62	184	H Navy	49 50							
159	H Holy Cross	38 49	143	A American	45 71							
191	A Lehigh	62 56	159	A Holy Cross	53 70							
300	A Lafayette	65 54	191	H Lehigh	38 53							

Non-Div I Games:

Bucknell

Loss, Non-Conf, S Site, H Home A Away N Neutral

RPI	S	Opponent	Score	
317	H	Saint Peter's	46	35
326	A	NJIT	53	54

B
u
c
k
n
e
l
l

B
u
c
k
n
e
l
l

Bucknell

Buffalo

Through Games Of Sunday, March 11, 2012

Average RPI Win:	265	WON-LOST	WINNING	LAST 12	STRENGTH OF	OPP. STRENGTH	TEAM	ADJ.	CONF.	ADJ CONF.
Average RPI Loss:	130	RECORD	PCT. RANK	GAMES	SCHEDULE	OF SCHEDULE	RPI	RPI	RPI	RPI
DIV. I ONLY	9- 22	278	4- 8	106	178	235	235	12	12	
DIV. I NON-CONF.	5- 9	237	0- 0	50	177	159	159	13	13	
TOTALS	RPI 1-25	RPI 26-50	W-L RECORDS	RPI 51-100	RPI 101-150	RPI 150+				
9- 22	0- 2	0- 3	OVERALL	0- 6	0- 3	9- 8				
5- 7	0- 0	0- 1	HOME	0- 2	0- 2	5- 2				
3- 13	0- 2	0- 1	AWAY	0- 4	0- 1	3- 5				
1- 2	0- 0	0- 1	NEUTRAL	0- 0	0- 0	1- 1				
5- 9	0- 2	0- 2	NON-CONFERENCE	0- 3	0- 0	5- 2				
3- 1	0- 0	0- 0	HOME	0- 0	0- 0	3- 1				
1- 6	0- 2	0- 1	AWAY	0- 3	0- 0	1- 0				
1- 2	0- 0	0- 1	NEUTRAL	0- 0	0- 0	1- 1				
4- 13	0- 0	0- 1	CONFERENCE	0- 3	0- 3	4- 6				
2- 6	0- 0	0- 1	HOME	0- 2	0- 2	2- 1				
2- 7	0- 0	0- 0	AWAY	0- 1	0- 1	2- 5				
0- 0	0- 0	0- 0	NEUTRAL	0- 0	0- 0	0- 0				

RPI	S	Opponent	Score	RPI	S	Opponent	Score	RPI	S	Opponent	Score	RPI	S	Opponent	Score	Team's RPI: 235
4	A	Connecticut	34 90	34	N	Dayton	74 94	53	A	Howard	57 81	102	A	Miami (OH)	51 72	
16	A	St. Bonaventure	45 76	48	A	Iowa St.	45 65	73	A	Bowling Green	52 62	102	H	Miami (OH)	50 66	
				49	H	Eastern Mich.	54 72	73	H	Bowling Green	59 79	132	H	Central Mich.	60 66	
								78	H	Toledo	75 77	160	H	Wright St.	54 81	
								81	A	Duquesne	46 90	201	A	Northern Ill.	62 46	
								98	A	Syracuse	59 79	217	A	Niagara	65 54	
												221	A	Akron	69 78	
												221	A	Akron	82 96	
												221	H	Akron	82 91	
												239	N	Fairleigh Dickinson	54 63	
												240	H	Oakland	69 65	
												246	H	Canisius	62 57	
												258	A	Ohio	64 73	
												258	H	Ohio	61 56	
												271	A	Ball St.	61 37	
												291	A	Western Mich.	92 102	
												299	A	Kent St.	73 85	
												299	H	Kent St.	85 72	
												326	N	NJIT	66 53	
												330	H	Bucknell	63 57	
LAST 12 Division I GAMES:																
221	A	Akron	82 96	132	H	Central Mich.	60 66									
221	A	Akron	69 78	271	A	Ball St.	61 37									
258	H	Ohio	61 56	291	A	Western Mich.	92 102									
299	H	Kent St.	85 72	78	H	Toledo	75 77									
102	H	Miami (OH)	50 66	49	H	Eastern Mich.	54 72									
73	A	Bowling Green	52 62	201	A	Northern Ill.	62 46									

Non-Div I Games:

Buffalo

■ Loss,
■ Non-Conf,
■ S Site,
■ H Home
■ A Away
N Neutral

Butler

Through Games Of Sunday, March 11, 2012

Average RPI Win:	226	WON-LOST	WINNING	LAST 12	STRENGTH OF	OPP. STRENGTH	TEAM	ADJ.	CONF.	ADJ CONF.
Average RPI Loss:	153	RECORD	PCT. RANK	GAMES	SCHEDULE	OF SCHEDULE	RPI	RPI	RPI	RPI
DIV. I ONLY	12- 17	220	6- 6	172	185	210	210	13	13	
DIV. I NON-CONF.	3- 7	262	0- 0	204	178	268	268	18	18	
TOTALS	RPI 1-25	RPI 26-50	W-L RECORDS	RPI 51-100	RPI 101-150	RPI 150+				
12- 17	0- 2	0- 1	OVERALL	0- 3	1- 3	11- 8				
8- 4	0- 1	0- 0	HOME	0- 1	0- 1	8- 1				
3- 11	0- 1	0- 0	AWAY	0- 2	0- 1	3- 7				
1- 2	0- 0	0- 1	NEUTRAL	0- 0	1- 1	0- 0				
3- 7	0- 0	0- 1	NON-CONFERENCE	0- 1	1- 3	2- 2				
2- 1	0- 0	0- 0	HOME	0- 0	0- 1	2- 0				
0- 4	0- 0	0- 0	AWAY	0- 1	0- 1	0- 2				
1- 2	0- 0	0- 1	NEUTRAL	0- 0	1- 1	0- 0				
9- 10	0- 2	0- 0	CONFERENCE	0- 2	0- 0	9- 6				
6- 3	0- 1	0- 0	HOME	0- 1	0- 0	6- 1				
3- 7	0- 1	0- 0	AWAY	0- 1	0- 0	3- 5				
0- 0	0- 0	0- 0	NEUTRAL	0- 0	0- 0	0- 0				

RPI 1-25				RPI 26-50				RPI 51-100				RPI 101+ Team's RPI: 210			
RPI	S	Opponent	Score	RPI	S	Opponent	Score	RPI	S	Opponent	Score	RPI	S	Opponent	Score
22	A	Green Bay	53 78	48	N	Iowa St.	44 64	73	A	Bowling Green	61 71	122	N	UNLV	39 62
22	H	Green Bay	36 60					97	A	Detroit	60 72	129	N	Harvard	69 68
								97	H	Detroit	52 57	142	A	Indiana St.	46 49
												145	H	Bradley	63 71
												156	A	Ill.-Chicago	42 77
												156	A	Ill.-Chicago	53 66
												156	H	Ill.-Chicago	51 48
												160	A	Wright St.	47 48
												160	H	Wright St.	81 66
												218	A	Loyola Chicago	60 57
												218	H	Loyola Chicago	72 46
												252	A	Milwaukee	52 54
												252	H	Milwaukee	76 63
												254	H	IUPUI	58 50
												257	A	Valparaiso	53 58
												257	H	Valparaiso	59 72
												259	A	Youngstown St.	65 63
												259	H	Youngstown St.	73 64
												269	A	Cleveland St.	68 62
												269	H	Cleveland St.	67 43
												271	H	Ball St.	55 43
												284	A	IPFW	60 68
												311	A	Nevada	69 71
LAST 12 Division I GAMES:															
156	A	Ill.-Chicago	53 66	218	H	Loyola Chicago	72 46								
160	H	Wright St.	81 66	257	H	Valparaiso	59 72								
97	H	Detroit	52 57	259	A	Youngstown St.	65 63								
22	A	Green Bay	53 78	269	A	Cleveland St.	68 62								
252	A	Milwaukee	52 54	252	H	Milwaukee	76 63								
156	H	Ill.-Chicago	51 48	22	H	Green Bay	36 60								

Non-Div I Games: Marian (IN) 74 39

Butler

Loss, Non-Conf, S Site, H Home A Away N Neutral

CSU Bakersfield

Through Games Of Sunday, March 11, 2012

Average RPI Win:	240	WON-LOST	WINNING	LAST 12	STRENGTH OF	OPP. STRENGTH	TEAM	ADJ.	CONF.	ADJ CONF.
Average RPI Loss:	154	RECORD	PCT. RANK	GAMES	SCHEDULE	OF SCHEDULE	RPI	RPI	RPI	RPI
DIV. I ONLY	6- 22	305	4- 8	133	154	279	279	27	27	
DIV. I NON-CONF.	5- 21	298	3- 7	148	199	283	283	25	25	
TOTALS	RPI 1-25	RPI 26-50	W-L RECORDS	RPI 51-100	RPI 101-150	RPI 150+				
6- 22	0- 2	0- 1	OVERALL	0- 5	0- 2	6- 12				
4- 7	0- 0	0- 0	HOME	0- 2	0- 1	4- 4				
2- 12	0- 1	0- 1	AWAY	0- 2	0- 1	2- 7				
0- 3	0- 1	0- 0	NEUTRAL	0- 1	0- 0	0- 1				
5- 21	0- 2	0- 1	NON-CONFERENCE	0- 5	0- 2	5- 11				
3- 7	0- 0	0- 0	HOME	0- 2	0- 1	3- 4				
2- 11	0- 1	0- 1	AWAY	0- 2	0- 1	2- 6				
0- 3	0- 1	0- 0	NEUTRAL	0- 1	0- 0	0- 1				
1- 1	0- 0	0- 0	CONFERENCE	0- 0	0- 0	1- 1				
1- 0	0- 0	0- 0	HOME	0- 0	0- 0	1- 0				
0- 1	0- 0	0- 0	AWAY	0- 0	0- 0	0- 1				
0- 0	0- 0	0- 0	NEUTRAL	0- 0	0- 0	0- 0				

RPI 1-25				RPI 26-50				RPI 51-100				RPI 101+ Team's RPI: 279			
RPI	S	Opponent	Score	RPI	S	Opponent	Score	RPI	S	Opponent	Score	RPI	S	Opponent	Score
2	A	Stanford	48 90	29	A	California	56 86	61	N	Texas Tech	63 81	125	H	Pacific	73 96
6	N	Maryland	83 114					64	A	Fresno St.	59 88	133	A	FIU	59 82
								76	A	San Diego	70 99	152	A	Seattle	65 86
								83	H	Oregon St.	62 85	152	H	Seattle	89 87
								93	H	San Diego St.	60 74	155	H	Cal Poly	78 95
												167	A	UC Santa Barbara	49 57
												168	A	Montana	64 56
												170	A	Cal St. Northridge	52 54
												181	A	Santa Clara	87 93
												185	H	Colorado St.	63 65
												225	N	Prairie View	64 69
												228	H	UC Irvine	104 92
												232	A	Sacramento St.	84 87
												285	A	Cal St. Fullerton	71 63
												285	H	Cal St. Fullerton	58 67
												295	H	Northern Ariz.	86 77
												310	A	UC Riverside	62 76
												310	H	UC Riverside	72 66
												311	H	Nevada	76 85
												333	A	Weber St.	72 85
LAST 12 Division I GAMES:															
152	H	Seattle	89 87	170	A	Cal St. Northridge	52 54								
152	A	Seattle	65 86	310	H	UC Riverside	72 66								
295	H	Northern Ariz.	86 77	285	H	Cal St. Fullerton	58 67								
285	A	Cal St. Fullerton	71 63	311	H	Nevada	76 85								
167	A	UC Santa Barbara	49 57	93	H	San Diego St.	60 74								
155	H	Cal Poly	78 95	185	H	Colorado St.	63 65								

Non-Div I Games: Southern Ore. 111 66

CSU Bakersfield

Loss, Non-Conf, S Site, H Home A Away N Neutral

Average RPI Win: 234	WON-LOST	WINNING	LAST 12	STRENGTH OF	OPP. STRENGTH	TEAM	ADJ.	CONF.	ADJ CONF.
Average RPI Loss: 144	RECORD	PCT. RANK	GAMES	SCHEDULE	OF SCHEDULE	RPI	RPI	RPI	RPI
DIV. I ONLY	17- 14	143	10- 2	179	253	155	155	21	21
DIV. I NON-CONF.	4- 9	256	1- 0	115	220	202	202	19	19
TOTALS	RPI 1-25	RPI 26-50	W-L RECORDS	RPI 51-100	RPI 101-150	RPI 150+			
17- 14	0- 0	0- 0	OVERALL	0- 5	3- 4	14- 5			
10- 3	0- 0	0- 0	HOME	0- 1	2- 1	8- 1			
7- 10	0- 0	0- 0	AWAY	0- 4	1- 3	6- 3			
0- 1	0- 0	0- 0	NEUTRAL	0- 0	0- 0	0- 1			
4- 9	0- 0	0- 0	NON-CONFERENCE	0- 5	0- 3	4- 1			
2- 2	0- 0	0- 0	HOME	0- 1	0- 1	2- 0			
2- 7	0- 0	0- 0	AWAY	0- 4	0- 2	2- 1			
0- 0	0- 0	0- 0	NEUTRAL	0- 0	0- 0	0- 0			
13- 5	0- 0	0- 0	CONFERENCE	0- 0	3- 1	10- 4			
8- 1	0- 0	0- 0	HOME	0- 0	2- 0	6- 1			
5- 3	0- 0	0- 0	AWAY	0- 0	1- 1	4- 2			
0- 1	0- 0	0- 0	NEUTRAL	0- 0	0- 0	0- 1			

RPI 1-25			RPI 26-50			RPI 51-100			RPI 101+			Team's RPI: 155			
RPI	S	Opponent	Score	RPI	S	Opponent	Score	RPI	S	Opponent	Score	RPI	S	Opponent	Score
								51	A	St. Mary's (CA)	62 65	113	A	LIU Brooklyn	61 69
								60	A	Sacred Heart	69 89	125	A	Pacific	88 66
								64	H	Fresno St.	76 79	125	H	Pacific	74 64
								76	A	San Diego	52 69	138	H	Pepperdine	78 80
								93	A	San Diego St.	78 79	139	A	Oregon	93 102
												146	A	UC Davis	61 65
												146	H	UC Davis	87 65
												167	A	UC Santa Barbara	67 52
												167	H	UC Santa Barbara	61 58
												170	A	Cal St. Northridge	77 79
												170	H	Cal St. Northridge	70 56
												228	A	UC Irvine	76 63
												228	H	UC Irvine	60 62
												237	A	Long Beach St.	67 74
												237	H	Long Beach St.	68 41
												237	N	Long Beach St.	48 51
												267	A	Loyola Marymount	72 73
												279	A	CSU Bakersfield	95 78
												282	A	San Francisco	82 66
												285	A	Cal St. Fullerton	76 69
												285	H	Cal St. Fullerton	71 53
												285	H	Cal St. Fullerton	66 48
												289	H	San Jose St.	71 55
												290	H	Austin Peay	79 69
												310	A	UC Riverside	69 47
												310	H	UC Riverside	71 43
LAST 12 Division I GAMES:															

Non-Div I Games:

Cal Poly

■ Loss,
 ■ Non-Conf,
 ■ S Site,
 ■ Home
 ■ A Away
 N Neutral

Average RPI Win:	247	WON-LOST	WINNING	LAST 12	STRENGTH OF	OPP. STRENGTH	TEAM	ADJ.	CONF.	ADJ CONF.
Average RPI Loss:	182	RECORD	PCT. RANK	GAMES	SCHEDULE	OF SCHEDULE	RPI	RPI	RPI	RPI
DIV. I ONLY	11- 19	250	3- 9	324	197	285	285	21	21	
DIV. I NON-CONF.	7- 6	152	0- 1	336	174	240	240	19	19	
TOTALS	RPI 1-25	RPI 26-50	W-L RECORDS	RPI 51-100	RPI 101-150	RPI 150+				
11- 19	0- 1	0- 0	OVERALL	0- 1	2- 3	9- 14				
6- 7	0- 1	0- 0	HOME	0- 0	1- 2	5- 4				
5- 11	0- 0	0- 0	AWAY	0- 1	1- 1	4- 9				
0- 1	0- 0	0- 0	NEUTRAL	0- 0	0- 0	0- 1				
7- 6	0- 1	0- 0	NON-CONFERENCE	0- 1	1- 0	6- 4				
3- 2	0- 1	0- 0	HOME	0- 0	1- 0	2- 1				
4- 3	0- 0	0- 0	AWAY	0- 1	0- 0	4- 2				
0- 1	0- 0	0- 0	NEUTRAL	0- 0	0- 0	0- 1				
4- 13	0- 0	0- 0	CONFERENCE	0- 0	1- 3	3- 10				
3- 5	0- 0	0- 0	HOME	0- 0	0- 2	3- 3				
1- 8	0- 0	0- 0	AWAY	0- 0	1- 1	0- 7				
0- 0	0- 0	0- 0	NEUTRAL	0- 0	0- 0	0- 0				

RPI 1-25				RPI 26-50				RPI 51-100				RPI 101+ Team's RPI: 285			
RPI	S	Opponent	Score	RPI	S	Opponent	Score	RPI	S	Opponent	Score	RPI	S	Opponent	Score
21	H	Gonzaga	60 73					65	A	Arizona St.	49 63	125	A	Pacific	67 72
												125	H	Pacific	64 69
												138	H	Pepperdine	65 51
												146	A	UC Davis	58 50
												146	H	UC Davis	55 57
												155	A	Cal Poly	48 66
												155	A	Cal Poly	53 71
												155	H	Cal Poly	69 76
												167	A	UC Santa Barbara	39 52
												167	H	UC Santa Barbara	37 39
												170	A	Cal St. Northridge	51 60
												170	H	Cal St. Northridge	56 62
												179	A	SMU	63 75
												228	A	UC Irvine	68 73
												228	H	UC Irvine	58 44
												232	A	Sacramento St.	81 64
												237	A	Long Beach St.	61 62
												237	H	Long Beach St.	74 53
												267	H	Loyola Marymount	79 52
												279	A	CSU Bakersfield	67 58
												279	H	CSU Bakersfield	63 71
												282	A	San Francisco	55 50
												289	A	San Jose St.	81 65
												295	A	Northern Ariz.	54 64
												305	N	Tennessee St.	48 61
												310	A	UC Riverside	65 69
LAST 12 Division I GAMES:															
155	A	Cal Poly	53 71	155	A	Cal Poly	48 66								
170	A	Cal St. Northridge	51 60	167	A	UC Santa Barbara	39 52								
237	A	Long Beach St.	61 62	125	H	Pacific	64 69								
228	H	UC Irvine	58 44	146	H	UC Davis	55 57								
310	H	UC Riverside	66 43	237	H	Long Beach St.	74 53								
279	H	CSU Bakersfield	63 71	170	H	Cal St. Northridge	56 62								

Non-Div I Games:

Cal St. Fullerton

■ Loss,
 ■ Non-Conf, S Site,
 ■ Home
 ■ Away
 N Neutral

RPI	S	Opponent	Score	
310	H	UC Riverside	66	43
311	H	Nevada	76	74

Cal St. Fullerton

Average RPI Win:	229	WON-LOST	WINNING	LAST 12	STRENGTH OF	OPP. STRENGTH	TEAM	ADJ.	CONF.	ADJ CONF.
Average RPI Loss:	153	RECORD	PCT. RANK	GAMES	SCHEDULE	OF SCHEDULE	RPI	RPI	RPI	RPI
DIV. I ONLY	17- 13	130	7- 5	277	177	170	170	21	21	
DIV. I NON-CONF.	6- 7	180	1- 0	268	88	212	212	19	19	
TOTALS	RPI 1-25	RPI 26-50	W-L RECORDS	RPI 51-100	RPI 101-150	RPI 150+				
17- 13	0- 0	1- 0	OVERALL	0- 3	3- 3	13- 7				
10- 5	0- 0	1- 0	HOME	0- 1	2- 0	7- 4				
7- 8	0- 0	0- 0	AWAY	0- 2	1- 3	6- 3				
0- 0	0- 0	0- 0	NEUTRAL	0- 0	0- 0	0- 0				
6- 7	0- 0	1- 0	NON-CONFERENCE	0- 3	0- 2	5- 2				
4- 2	0- 0	1- 0	HOME	0- 1	0- 0	3- 1				
2- 5	0- 0	0- 0	AWAY	0- 2	0- 2	2- 1				
0- 0	0- 0	0- 0	NEUTRAL	0- 0	0- 0	0- 0				
11- 6	0- 0	0- 0	CONFERENCE	0- 0	3- 1	8- 5				
6- 3	0- 0	0- 0	HOME	0- 0	2- 0	4- 3				
5- 3	0- 0	0- 0	AWAY	0- 0	1- 1	4- 2				
0- 0	0- 0	0- 0	NEUTRAL	0- 0	0- 0	0- 0				

RPI S	Opponent	Score	RPI S	Opponent	Score	RPI S	Opponent	Score	RPI S	Opponent	Score	Team's RPI: 170
39	H West Virginia	48 47	64	H Fresno St.	61 70	125	A Pacific	72 68				
			83	A Oregon St.	63 83	125	H Pacific	63 56				
			92	A Washington	67 73	138	A Pepperdine	64 68				
						139	A Oregon	75 79				
						146	A UC Davis	53 55				
						146	H UC Davis	63 60				
						155	A Cal Poly	56 70				
						155	H Cal Poly	79 77				
						167	A UC Santa Barbara	44 61				
						167	H UC Santa Barbara	67 71				
						181	H Santa Clara	72 90				
						183	A Portland	66 73				
						228	A UC Irvine	80 59				
						228	H UC Irvine	55 49				
						237	A Long Beach St.	57 50				
						237	H Long Beach St.	52 57				
						237	H Long Beach St.	72 75				
						267	A Loyola Marymount	79 62				
						279	H CSU Bakersfield	54 52				
						282	A San Francisco	67 59				
						285	A Cal St. Fullerton	62 56				
						285	H Cal St. Fullerton	60 51				
						289	H San Jose St.	85 55				
						307	H Colgate	71 60				
						310	A UC Riverside	64 58				
						310	H UC Riverside	63 55				
LAST 12 Division I GAMES:												
237	H Long Beach St.	52 57	237	H Long Beach St.	72 75							
285	H Cal St. Fullerton	60 51	228	A UC Irvine	80 59							
155	A Cal Poly	56 70	310	A UC Riverside	64 58							
167	A UC Santa Barbara	44 61	279	H CSU Bakersfield	54 52							
146	H UC Davis	63 60	285	A Cal St. Fullerton	62 56							
125	H Pacific	63 56	167	H UC Santa Barbara	67 71							

Non-Div I Games:

Cal St. Northridge

■ Loss,
■ Non-Conf, S Site,
■ Home
■ Away
N Neutral

California

Through Games Of Sunday, March 11, 2012

Average RPI Win:	132	WON-LOST	WINNING	LAST 12	STRENGTH OF	OPP. STRENGTH	TEAM	ADJ.	CONF.	ADJ CONF.
Average RPI Loss:	27	RECORD	PCT. RANK	GAMES	SCHEDULE	OF SCHEDULE	RPI	RPI	RPI	RPI
DIV. I ONLY	24- 9	51	9- 3	34	25	29	29	4	4	
DIV. I NON-CONF.	9- 3	61	0- 0	113	29	69	69	4	4	
TOTALS	RPI 1-25	RPI 26-50	W-L RECORDS	RPI 51-100	RPI 101-150	RPI 150+				
24- 9	0- 4	1- 3	OVERALL	6- 2	11- 0	6- 0				
13- 3	0- 1	0- 2	HOME	3- 0	6- 0	4- 0				
8- 4	0- 2	0- 1	AWAY	3- 1	3- 0	2- 0				
3- 2	0- 1	1- 0	NEUTRAL	0- 1	2- 0	0- 0				
9- 3	0- 1	1- 1	NON-CONFERENCE	1- 1	2- 0	5- 0				
6- 1	0- 0	0- 1	HOME	0- 0	2- 0	4- 0				
2- 1	0- 1	0- 0	AWAY	1- 0	0- 0	1- 0				
1- 1	0- 0	1- 0	NEUTRAL	0- 1	0- 0	0- 0				
15- 6	0- 3	0- 2	CONFERENCE	5- 1	9- 0	1- 0				
7- 2	0- 1	0- 1	HOME	3- 0	4- 0	0- 0				
6- 3	0- 1	0- 1	AWAY	2- 1	3- 0	1- 0				
2- 1	0- 1	0- 0	NEUTRAL	0- 0	2- 0	0- 0				

RPI S Opponent Score	RPI S Opponent Score	Team's RPI: 29	RPI S Opponent Score	RPI S Opponent Score	RPI S Opponent Score
2 A Stanford 71 74	26 H Ohio St. 75 77		51 A St. Mary's (CA) 65 55	106 H Washington St. 60 55	
2 H Stanford 61 86	38 A Southern California 54 74		54 N Texas 60 61	106 N Washington St. 64 49	
2 N Stanford 62 77	38 H Southern California 75 76		65 A Arizona St. 67 62	109 A Utah 63 56	
13 A Rutgers 70 73	50 N Virginia 59 50		71 A UCLA 55 60	109 H Utah 60 46	
			71 H UCLA 67 58	114 A Colorado 68 55	
			83 A Oregon St. 75 68	114 H Colorado 64 43	
			83 H Oregon St. 73 56	114 N Colorado 68 59	
			92 H Washington 71 47	115 H Illinois 80 56	
				122 H UNLV 70 48	
				139 A Oregon 83 71	
				139 H Oregon 90 67	
				162 A Arizona 78 74	
				181 H Santa Clara 75 58	
				232 H Sacramento St. 85 61	
				250 A Hawaii 69 54	
				279 H CSU Bakersfield 86 56	
				286 H Dartmouth 80 39	
LAST 12 Division I GAMES:					
2 N Stanford 62 77	83 A Oregon St. 75 68				
106 N Washington St. 64 49	139 A Oregon 83 71				
114 N Colorado 68 59	38 H Southern California 75 76				
2 H Stanford 61 86	71 H UCLA 67 58				
114 H Colorado 64 43	65 A Arizona St. 67 62				
109 H Utah 60 46	162 A Arizona 78 74				

Non-Div I Games:

California

Loss, Non-Conf, S Site, H Home A Away N Neutral

Average RPI Win:	274	WON-LOST	WINNING	LAST 12	STRENGTH OF	OPP. STRENGTH	TEAM	ADJ.	CONF.	ADJ CONF.
Average RPI Loss:	164	RECORD	PCT. RANK	GAMES	SCHEDULE	OF SCHEDULE	RPI	RPI	RPI	RPI
DIV. I ONLY	16- 12	126	7- 5	312	321	187	187	26	26	
DIV. I NON-CONF.	5- 4	134	0- 0	319	329	192	192	28	28	
TOTALS	RPI 1-25	RPI 26-50	W-L RECORDS	RPI 51-100	RPI 101-150	RPI 150+				
16- 12	0- 0	0- 0	OVERALL	0- 3	0- 1	16- 8				
8- 3	0- 0	0- 0	HOME	0- 1	0- 0	8- 2				
6- 8	0- 0	0- 0	AWAY	0- 2	0- 1	6- 5				
2- 1	0- 0	0- 0	NEUTRAL	0- 0	0- 0	2- 1				
5- 4	0- 0	0- 0	NON-CONFERENCE	0- 1	0- 1	5- 2				
2- 0	0- 0	0- 0	HOME	0- 0	0- 0	2- 0				
1- 4	0- 0	0- 0	AWAY	0- 1	0- 1	1- 2				
2- 0	0- 0	0- 0	NEUTRAL	0- 0	0- 0	2- 0				
11- 8	0- 0	0- 0	CONFERENCE	0- 2	0- 0	11- 6				
6- 3	0- 0	0- 0	HOME	0- 1	0- 0	6- 2				
5- 4	0- 0	0- 0	AWAY	0- 1	0- 0	5- 3				
0- 1	0- 0	0- 0	NEUTRAL	0- 0	0- 0	0- 1				

RPI S	Opponent	Score	RPI S	Opponent	Score	RPI S	Opponent	Score	RPI S	Opponent	Score	Team's RPI: 187
77	A UNC Wilmington	73 79	96	A Liberty	61 90	96	H Liberty	45 58	124	A Stetson	55 70	
									154	A High Point	65 77	
									154	H High Point	89 68	
									173	A Elon	88 89	
									182	A Winthrop	73 83	
									182	H Winthrop	66 67	
									207	A Charleston So.	76 58	
									207	H Charleston So.	70 56	
									207	N Charleston So.	53 57	
									213	A Radford	70 80	
									213	H Radford	59 64	
									234	H Western Caro.	59 43	
									241	A Presbyterian	53 44	
									241	H Presbyterian	68 44	
									249	A Georgia St.	56 70	
									273	N Eastern Ky.	64 52	
									278	H Longwood	48 33	
									293	A Coastal Caro.	47 38	
									293	H Coastal Caro.	58 55	
									306	N Bethune-Cookman	62 46	
									322	A Gardner-Webb	64 51	
									322	H Gardner-Webb	62 52	
									332	A UNC Asheville	74 55	
									332	H UNC Asheville	82 62	
									341	A N.C. Central	59 41	
LAST 12 Division I GAMES:												
207	N Charleston So.	53 57	293	A Coastal Caro.	47 38							
322	A Gardner-Webb	64 51	154	H High Point	89 68							
332	A UNC Asheville	74 55	213	H Radford	59 64							
241	H Presbyterian	68 44	96	H Liberty	45 58							
182	H Winthrop	66 67	182	A Winthrop	73 83							
207	A Charleston So.	76 58	241	A Presbyterian	53 44							

Non-Div I Games: Montreat 75 58 Winston-Salem 72 60

Campbell

■ Loss,
 ■ Non-Conf, S Site,
 ■ Home
 ■ Away
 N Neutral

Average RPI Win:	252	WON-LOST	WINNING	LAST 12	STRENGTH OF	OPP. STRENGTH	TEAM	ADJ.	CONF.	ADJ CONF.
Average RPI Loss:	159	RECORD	PCT. RANK	GAMES	SCHEDULE	OF SCHEDULE	RPI	RPI	RPI	RPI
DIV. I ONLY	12- 18	228	4- 8	260	221	246	246	22	22	
DIV. I NON-CONF.	6- 5	139	0- 0	167	206	145	145	21	21	
TOTALS	RPI 1-25	RPI 26-50	W-L RECORDS	RPI 51-100	RPI 101-150	RPI 150+				
12- 18	0- 1	0- 4	OVERALL	1- 2	0- 1	11- 10				
7- 7	0- 1	0- 2	HOME	1- 1	0- 0	6- 3				
5- 10	0- 0	0- 2	AWAY	0- 1	0- 1	5- 6				
0- 1	0- 0	0- 0	NEUTRAL	0- 0	0- 0	0- 1				
6- 5	0- 1	0- 2	NON-CONFERENCE	1- 0	0- 1	5- 1				
3- 2	0- 1	0- 1	HOME	1- 0	0- 0	2- 0				
3- 3	0- 0	0- 1	AWAY	0- 0	0- 1	3- 1				
0- 0	0- 0	0- 0	NEUTRAL	0- 0	0- 0	0- 0				
6- 13	0- 0	0- 2	CONFERENCE	0- 2	0- 0	6- 9				
4- 5	0- 0	0- 1	HOME	0- 1	0- 0	4- 3				
2- 7	0- 0	0- 1	AWAY	0- 1	0- 0	2- 5				
0- 1	0- 0	0- 0	NEUTRAL	0- 0	0- 0	0- 1				

RPI 1-25				RPI 26-50				RPI 51-100				RPI 101+				Team's RPI: 246
RPI	S	Opponent	Score	RPI	S	Opponent	Score	RPI	S	Opponent	Score	RPI	S	Opponent	Score	
16	H	St. Bonaventure	58 74	26	A	Ohio St.	41 84	79	H	Albany (NY)	64 60	108	A	Towson	50 64	
				43	A	Marist	57 69	95	A	Fairfield	43 55	193	A	Loyola Maryland	62 70	
				43	H	Marist	52 81	95	H	Fairfield	51 63	193	H	Loyola Maryland	65 55	
				49	H	Eastern Mich.	53 65					194	A	Manhattan	51 73	
												194	H	Manhattan	40 50	
												215	A	Md.-East. Shore	45 43	
												217	A	Niagara	58 57	
												217	H	Niagara	60 66	
												229	A	Iona	67 77	
												229	H	Iona	85 74	
												235	A	Buffalo	57 62	
												242	A	Siena	61 67	
												242	H	Siena	57 69	
												265	H	Cornell	62 45	
												288	A	Rider	61 58	
												288	H	Rider	60 54	
												299	A	Kent St.	81 64	
												307	H	Colgate	63 42	
												317	A	Saint Peter's	51 66	
												317	H	Saint Peter's	59 54	
												317	N	Saint Peter's	57 62	
												330	A	Bucknell	55 47	
LAST 12 Division I GAMES:																
				317	N	Saint Peter's	57 62					288	A	Rider	61 58	
				242	H	Siena	57 69					217	A	Niagara	58 57	
				194	H	Manhattan	40 50					193	A	Loyola Maryland	62 70	
				95	H	Fairfield	51 63					288	H	Rider	60 54	
				43	H	Marist	52 81					193	H	Loyola Maryland	65 55	
				317	A	Saint Peter's	51 66					229	A	Iona	67 77	

Non-Div I Games:

Canisius

■ Loss,
 ■ Non-Conf,
 ■ S Site,
 ■ H Home
 ■ A Away
 N Neutral

Central Ark.

Through Games Of Sunday, March 11, 2012

Average RPI Win: 221	WON-LOST	WINNING	LAST 12	STRENGTH OF	OPP. STRENGTH	TEAM	ADJ.	CONF.	ADJ CONF.
Average RPI Loss: 145	RECORD	PCT. RANK	GAMES	SCHEDULE	OF SCHEDULE	RPI	RPI	RPI	RPI
DIV. I ONLY	20- 6	30	10- 2	259	224	90	90	24	24
DIV. I NON-CONF.	6- 3	88	0- 0	202	85	120	120	27	27
TOTALS	RPI 1-25	RPI 26-50	W-L RECORDS	RPI 51-100	RPI 101-150	RPI 150+			
20- 6	0- 1	0- 0	OVERALL	2- 1	1- 2	17- 2			
12- 0	0- 0	0- 0	HOME	1- 0	1- 0	10- 0			
6- 3	0- 0	0- 0	AWAY	1- 1	0- 1	5- 1			
2- 3	0- 1	0- 0	NEUTRAL	0- 0	0- 1	2- 1			
6- 3	0- 1	0- 0	NON-CONFERENCE	0- 1	1- 1	5- 0			
4- 0	0- 0	0- 0	HOME	0- 0	1- 0	3- 0			
0- 1	0- 0	0- 0	AWAY	0- 1	0- 0	0- 0			
2- 2	0- 1	0- 0	NEUTRAL	0- 0	0- 1	2- 0			
14- 3	0- 0	0- 0	CONFERENCE	2- 0	0- 1	12- 2			
8- 0	0- 0	0- 0	HOME	1- 0	0- 0	7- 0			
6- 2	0- 0	0- 0	AWAY	1- 0	0- 1	5- 1			
0- 1	0- 0	0- 0	NEUTRAL	0- 0	0- 0	0- 1			

RPI 1-25				RPI 26-50				RPI 51-100				Team's RPI: 90		RPI 101+			
RPI	S	Opponent	Score	RPI	S	Opponent	Score	RPI	S	Opponent	Score			RPI	S	Opponent	Score
14	N	Georgia Tech	61 67					61	A	Texas Tech	43 76			105	H	UT Martin	69 65
								82	A	McNeese St.	64 53			149	A	Stephen F. Austin	45 54
								82	H	McNeese St.	71 70			150	N	UMKC	60 64
														154	N	High Point	69 56
														158	H	Sam Houston St.	61 55
														172	A	Lamar	62 37
														172	H	Lamar	63 53
														175	H	Alabama	58 46
														209	A	Nicholls St.	66 59
														209	H	Nicholls St.	67 47
														209	N	Nicholls St.	59 79
														211	H	Texas St.	81 75
														219	H	Indiana	58 46
														248	N	La.-Monroe	73 55
														287	A	Southeastern La.	53 58
														287	H	Southeastern La.	71 54
														301	A	UTSA	62 50
														313	A	Texas-Arlington	53 51
														321	H	A&M-Corpus Christi	66 45
														329	A	Northwestern St.	67 61
														329	H	Northwestern St.	84 43
														337	H	Ark.-Pine Bluff	61 38
LAST 12 Division I GAMES:																	
				209	N	Nicholls St.	59 79					82	A	McNeese St.	64 53		
				321	H	A&M-Corpus Christi	66 45					211	H	Texas St.	81 75		
				301	A	UTSA	62 50					313	A	Texas-Arlington	53 51		
				287	A	Southeastern La.	53 58					329	A	Northwestern St.	67 61		
				209	H	Nicholls St.	67 47					82	H	McNeese St.	71 70		
				158	H	Sam Houston St.	61 55					287	H	Southeastern La.	71 54		

Non-Div I Games: Paul Quinn 92 35 Philander Smith 94 25 Central Baptist 79 48 Ecclesia 90 36 Central Ark.

Loss, Non-Conf, S Site, H Home A Away N Neutral

Average RPI Win:	258	WON-LOST	WINNING	LAST 12	STRENGTH OF	OPP. STRENGTH	TEAM	ADJ.	CONF.	ADJ CONF.
Average RPI Loss:	119	RECORD	PCT. RANK	GAMES	SCHEDULE	OF SCHEDULE	RPI	RPI	RPI	RPI
DIV. I ONLY	13- 16	199	5- 7	233	156	216	216	15	15	
DIV. I NON-CONF.	6- 5	139	0- 0	283	102	183	183	22	22	
TOTALS	RPI 1-25	RPI 26-50	W-L RECORDS	RPI 51-100	RPI 101-150	RPI 150+				
13- 16	0- 0	0- 1	OVERALL	0- 5	0- 6	13- 4				
8- 6	0- 0	0- 0	HOME	0- 2	0- 2	8- 2				
5- 9	0- 0	0- 1	AWAY	0- 2	0- 3	5- 2				
0- 1	0- 0	0- 0	NEUTRAL	0- 0	0- 1	0- 0				
6- 5	0- 0	0- 1	NON-CONFERENCE	0- 1	0- 2	6- 1				
5- 0	0- 0	0- 0	HOME	0- 0	0- 0	5- 0				
1- 4	0- 0	0- 1	AWAY	0- 1	0- 1	1- 1				
0- 1	0- 0	0- 0	NEUTRAL	0- 0	0- 1	0- 0				
7- 11	0- 0	0- 0	CONFERENCE	0- 4	0- 4	7- 3				
3- 6	0- 0	0- 0	HOME	0- 2	0- 2	3- 2				
4- 5	0- 0	0- 0	AWAY	0- 2	0- 2	4- 1				
0- 0	0- 0	0- 0	NEUTRAL	0- 0	0- 0	0- 0				

RPI S	Opponent	Score	RPI S	Opponent	Score	RPI S	Opponent	Score	RPI S	Opponent	Score	Team's RPI: 216
35	A James Madison	64 71	60	A Sacred Heart	57 63	103	A Hartford	56 65				
			60	H Sacred Heart	40 53	113	A LIU Brooklyn	43 57				
			68	A Hofstra	60 67	117	N Auburn	40 49				
			84	A Quinnipiac	49 58	130	H Monmouth	56 59				
			84	H Quinnipiac	59 64	140	A Robert Morris	48 75				
						140	H Robert Morris	72 86				
						157	A Saint Francis (PA)	83 86				
						157	H Saint Francis (PA)	47 57				
						159	H Holy Cross	63 54				
						188	H New Hampshire	83 44				
						197	A Mt. St. Mary's	73 63				
						197	H Mt. St. Mary's	72 68				
						204	A Boston College	49 57				
						239	H Fairleigh Dickinson	51 49				
						242	H Siena	51 47				
						244	A Bryant	75 62				
						244	H Bryant	62 68				
						255	A Massachusetts	58 55				
						314	H Maine	53 48				
						315	H Rhode Island	50 45				
						327	A St. Francis (NY)	67 51				
						336	A Wagner	69 57				
						336	H Wagner	79 66				
LAST 12 Division I GAMES:												
197	H Mt. St. Mary's	72 68	327	A St. Francis (NY)	67 51							
336	H Wagner	79 66	113	A LIU Brooklyn	43 57							
157	A Saint Francis (PA)	83 86	130	H Monmouth	56 59							
140	A Robert Morris	48 75	239	H Fairleigh Dickinson	51 49							
84	A Quinnipiac	49 58	244	A Bryant	75 62							
84	H Quinnipiac	59 64	60	A Sacred Heart	57 63							

Non-Div I Games:

Central Conn. St.

■ Loss,
 ■ Non-Conf,
 ■ S Site,
 ■ Home
 ■ A Away
 N Neutral

Average RPI Win:	202	WON-LOST	WINNING	LAST 12	STRENGTH OF	OPP. STRENGTH	TEAM	ADJ.	CONF.	ADJ CONF.
Average RPI Loss:	132	RECORD	PCT. RANK	GAMES	SCHEDULE	OF SCHEDULE	RPI	RPI	RPI	RPI
DIV. I ONLY	19- 15	136	8- 4	142	135	132	132	12	12	
DIV. I NON-CONF.	7- 6	152	0- 0	185	112	144	144	13	13	
TOTALS	RPI 1-25	RPI 26-50	W-L RECORDS	RPI 51-100	RPI 101-150	RPI 150+				
19- 15	1- 0	1- 2	OVERALL	1- 5	2- 4	14- 4				
7- 5	1- 0	1- 0	HOME	0- 2	0- 3	5- 0				
6- 7	0- 0	0- 1	AWAY	0- 1	1- 1	5- 4				
6- 3	0- 0	0- 1	NEUTRAL	1- 2	1- 0	4- 0				
7- 6	1- 0	0- 0	NON-CONFERENCE	0- 2	1- 3	5- 1				
1- 2	1- 0	0- 0	HOME	0- 0	0- 2	0- 0				
3- 2	0- 0	0- 0	AWAY	0- 0	1- 1	2- 1				
3- 2	0- 0	0- 0	NEUTRAL	0- 2	0- 0	3- 0				
12- 9	0- 0	1- 2	CONFERENCE	1- 3	1- 1	9- 3				
6- 3	0- 0	1- 0	HOME	0- 2	0- 1	5- 0				
3- 5	0- 0	0- 1	AWAY	0- 1	0- 0	3- 3				
3- 1	0- 0	0- 1	NEUTRAL	1- 0	1- 0	1- 0				

RPI 1-25				RPI 26-50				RPI 51-100				RPI 101+ Team's RPI: 132			
RPI	S	Opponent	Score	RPI	S	Opponent	Score	RPI	S	Opponent	Score	RPI	S	Opponent	Score
15	H	Purdue	75 62	49	A	Eastern Mich.	60 73	62	N	Hampton	51 77	102	H	Miami (OH)	57 79
				49	H	Eastern Mich.	61 46	73	H	Bowling Green	72 77	102	N	Miami (OH)	78 64
				49	N	Eastern Mich.	71 72	73	N	Bowling Green	69 66	111	A	Wichita St.	58 49
								78	A	Toledo	53 58	118	H	Northwestern	60 69
								78	H	Toledo	62 80	140	A	Robert Morris	55 64
								91	N	South Fla.	80 86	145	H	Bradley	79 86
												160	A	Wright St.	65 60
												190	A	Ole Miss	78 75
												199	A	Pittsburgh	70 77
												201	A	Northern Ill.	86 67
												201	H	Northern Ill.	73 50
												221	A	Akron	87 97
												235	A	Buffalo	66 60
												258	H	Ohio	67 53
												258	N	Ohio	58 55
												262	N	Col. of Charleston	72 69
												271	A	Ball St.	76 84
												271	H	Ball St.	86 62
												271	H	Ball St.	84 66
												278	N	Longwood	70 59
												291	A	Western Mich.	66 53
												291	H	Western Mich.	93 85
												299	A	Kent St.	64 67
												323	N	Southeast Mo. St.	100 59
LAST 12 Division I GAMES:															
				49	N	Eastern Mich.	71 72	291	A	Western Mich.	66 53				
				73	N	Bowling Green	69 66	201	H	Northern Ill.	73 50				
				102	N	Miami (OH)	78 64	271	A	Ball St.	76 84				
				258	N	Ohio	58 55	78	H	Toledo	62 80				
				271	H	Ball St.	86 62	235	A	Buffalo	66 60				
				49	H	Eastern Mich.	61 46	221	A	Akron	87 97				

Non-Div I Games: Alas. Anchorage 90 84

Central Mich.

■ Loss,
■ Non-Conf,
■ S Site,
■ Home
■ A Away
N Neutral

Charleston So.

Through Games Of Sunday, March 11, 2012

Average RPI Win:	255	WON-LOST	WINNING	LAST 12	STRENGTH OF	OPP. STRENGTH	TEAM	ADJ.	CONF.	ADJ CONF.
Average RPI Loss:	173	RECORD	PCT. RANK	GAMES	SCHEDULE	OF SCHEDULE	RPI	RPI	RPI	RPI
DIV. I ONLY	14- 14	163	6- 6	282	288	207	207	26	26	
DIV. I NON-CONF.	4- 4	160	0- 0	307	195	201	201	28	28	
TOTALS	RPI 1-25	RPI 26-50	W-L RECORDS	RPI 51-100	RPI 101-150	RPI 150+				
14- 14	0- 0	0- 1	OVERALL	0- 4	0- 0	14- 9				
8- 3	0- 0	0- 0	HOME	0- 2	0- 0	8- 1				
4- 10	0- 0	0- 0	AWAY	0- 1	0- 0	4- 8				
2- 1	0- 0	0- 0	NEUTRAL	0- 1	0- 0	2- 0				
4- 4	0- 0	0- 1	NON-CONFERENCE	0- 1	0- 0	4- 2				
1- 1	0- 0	0- 0	HOME	0- 1	0- 0	1- 0				
2- 3	0- 0	0- 1	AWAY	0- 0	0- 0	2- 2				
1- 0	0- 0	0- 0	NEUTRAL	0- 0	0- 0	1- 0				
10- 10	0- 0	0- 0	CONFERENCE	0- 3	0- 0	10- 7				
7- 2	0- 0	0- 0	HOME	0- 1	0- 0	7- 1				
2- 7	0- 0	0- 0	AWAY	0- 1	0- 0	2- 6				
1- 1	0- 0	0- 0	NEUTRAL	0- 1	0- 0	1- 0				

RPI 1-25	RPI 26-50	RPI 51-100	RPI 101+	Team's RPI: 207
RPI S Opponent Score	RPI S Opponent Score	RPI S Opponent Score	RPI S Opponent Score	Score
	41 A Florida 59 83	77 H UNC Wilmington 70 72	154 A High Point 58 84	
		96 A Liberty 69 77	154 H High Point 77 72	
		96 H Liberty 64 79	182 A Winthrop 75 81	
		96 N Liberty 52 72	182 H Winthrop 83 78	
			187 A Campbell 56 70	
			187 H Campbell 58 76	
			187 N Campbell 57 53	
			202 H Furman 80 78	
			213 A Radford 66 73	
			213 H Radford 79 69	
			234 A Western Caro. 65 69	
			241 A Presbyterian 68 77	
			241 H Presbyterian 76 67	
			247 A Clemson 82 77	
			262 A Col. of Charleston 64 45	
			280 A South Carolina St. 65 68	
			293 A Coastal Caro. 70 55	
			293 H Coastal Caro. 69 66	
			314 N Maine 78 63	
			322 A Gardner-Webb 63 53	
			322 H Gardner-Webb 86 66	
			332 A UNC Asheville 68 75	
			332 H UNC Asheville 88 70	
LAST 12 Division I GAMES:				
	96 N Liberty 52 72	154 H High Point 77 72		
	187 N Campbell 57 53	213 A Radford 66 73		
	241 A Presbyterian 68 77	96 A Liberty 69 77		
	182 A Winthrop 75 81	322 H Gardner-Webb 86 66		
	293 A Coastal Caro. 70 55	332 H UNC Asheville 88 70		
	187 H Campbell 58 76	293 H Coastal Caro. 69 66		

Non-Div I Games: Southern Wesleyan 115 57 Voorhees 67 39 Bluefield Col. 81 43

Charleston So.

Loss, Non-Conf, S Site, H Home A Away N Neutral

Average RPI Win:	198	WON-LOST	WINNING	LAST 12	STRENGTH OF	OPP. STRENGTH	TEAM	ADJ.	CONF.	ADJ CONF.
Average RPI Loss:	90	RECORD	PCT. RANK	GAMES	SCHEDULE	OF SCHEDULE	RPI	RPI	RPI	RPI
DIV. I ONLY	16- 13	140	5- 7	146	95	134	134	9	9	
DIV. I NON-CONF.	8- 6	128	0- 0	95	115	105	105	8	8	
TOTALS	RPI 1-25	RPI 26-50	W-L RECORDS	RPI 51-100	RPI 101-150	RPI 150+				
16- 13	0- 1	1- 4	OVERALL	1- 3	2- 3	12- 2				
10- 3	0- 1	1- 0	HOME	0- 2	1- 0	8- 0				
5- 7	0- 0	0- 3	AWAY	0- 1	1- 1	4- 1				
1- 3	0- 0	0- 1	NEUTRAL	1- 0	0- 1	0- 1				
8- 6	0- 0	0- 2	NON-CONFERENCE	1- 1	1- 3	6- 0				
5- 1	0- 0	0- 0	HOME	0- 1	0- 0	5- 0				
2- 3	0- 0	0- 1	AWAY	0- 0	1- 2	1- 0				
1- 2	0- 0	0- 1	NEUTRAL	1- 0	0- 1	0- 0				
8- 7	0- 1	1- 2	CONFERENCE	0- 2	1- 0	6- 2				
5- 2	0- 1	1- 0	HOME	0- 1	1- 0	3- 0				
3- 4	0- 0	0- 2	AWAY	0- 1	0- 0	3- 1				
0- 1	0- 0	0- 0	NEUTRAL	0- 0	0- 0	0- 1				

RPI S	Opponent	Score	RPI S	Opponent	Score	RPI S	Opponent	Score	RPI S	Opponent	Score	Team's RPI: 134
16	H St. Bonaventure	63 68	26	A Ohio St.	58 88	58	H Saint Joseph's	73 85	101	A Florida St.	62 64	
			34	A Dayton	68 91	77	H UNC Wilmington	73 74	112	A VCU	68 58	
			41	N Florida	73 82	79	N Albany (NY)	61 59	113	A LIU Brooklyn	72 81	
			46	A Temple	55 65	81	A Duquesne	53 81	117	N Auburn	58 68	
			47	H Richmond	77 62				141	H La Salle	77 66	
									173	H Elon	89 58	
									200	A Fordham	61 41	
									202	H Furman	89 53	
									203	A Xavier	58 54	
									224	A Virginia Tech	71 65	
									230	H Arkansas St.	78 48	
									231	A Saint Louis	69 70	
									231	H Saint Louis	61 52	
									231	N Saint Louis	59 64	
									241	H Presbyterian	58 42	
									243	A George Washington	61 60	
									255	H Massachusetts	80 58	
									266	H N.C. A&T	87 63	
									315	H Rhode Island	72 35	
LAST 12 Division I GAMES:												
231	N Saint Louis	59 64	315	H Rhode Island	72 35							
47	H Richmond	77 62	255	H Massachusetts	80 58							
231	A Saint Louis	69 70	46	A Temple	55 65							
58	H Saint Joseph's	73 85	200	A Fordham	61 41							
81	A Duquesne	53 81	16	H St. Bonaventure	63 68							
34	A Dayton	68 91	141	H La Salle	77 66							

Non-Div I Games:

Charlotte

■ Loss,
■ Non-Conf,
■ S Site,
■ H Home
■ A Away
N Neutral

Chattanooga

Through Games Of Sunday, March 11, 2012

Average RPI Win:	219	WON-LOST	WINNING	LAST 12	STRENGTH OF	OPP. STRENGTH	TEAM	ADJ.	CONF.	ADJ CONF.
Average RPI Loss:	80	RECORD	PCT. RANK	GAMES	SCHEDULE	OF SCHEDULE	RPI	RPI	RPI	RPI
DIV. I ONLY	22- 9	58	9- 3	108	170	59	59	14	14	
DIV. I NON-CONF.	5- 4	134	0- 0	28	25	62	62	20	20	
TOTALS	RPI 1-25	RPI 26-50	W-L RECORDS	RPI 51-100	RPI 101-150	RPI 150+				
22- 9	0- 2	0- 0	OVERALL	3- 4	2- 2	17- 1				
13- 0	0- 0	0- 0	HOME	3- 0	1- 0	9- 0				
8- 6	0- 2	0- 0	AWAY	0- 2	1- 1	7- 1				
1- 3	0- 0	0- 0	NEUTRAL	0- 2	0- 1	1- 0				
5- 4	0- 2	0- 0	NON-CONFERENCE	1- 1	1- 1	3- 0				
3- 0	0- 0	0- 0	HOME	1- 0	0- 0	2- 0				
2- 2	0- 2	0- 0	AWAY	0- 0	1- 0	1- 0				
0- 2	0- 0	0- 0	NEUTRAL	0- 1	0- 1	0- 0				
17- 5	0- 0	0- 0	CONFERENCE	2- 3	1- 1	14- 1				
10- 0	0- 0	0- 0	HOME	2- 0	1- 0	7- 0				
6- 4	0- 0	0- 0	AWAY	0- 2	0- 1	6- 1				
1- 1	0- 0	0- 0	NEUTRAL	0- 1	0- 0	1- 0				

RPI	S	Opponent	Score	RPI	S	Opponent	Score	RPI	S	Opponent	Score	RPI	S	Opponent	Score
1	A	Baylor	31 91					67	N	Idaho St.	62 65	104	A	Samford	48 58
5	A	Tennessee	47 90					74	A	Appalachian St.	51 62	104	H	Samford	74 68
								74	H	Appalachian St.	80 71	107	N	Cincinnati	50 51
								74	N	Appalachian St.	52 77	142	A	Indiana St.	75 54
								85	A	Davidson	52 56	173	A	Elon	59 46
								85	H	Davidson	55 48	173	H	Elon	80 65
								99	H	UAB	65 59	202	A	Furman	61 75
												202	H	Furman	71 53
												202	N	Furman	60 38
												234	A	Western Caro.	54 40
												234	H	Western Caro.	64 58
												256	H	Belmont	75 42
												262	A	Col. of Charleston	58 44
												262	H	Col. of Charleston	57 31
												264	H	Kennesaw St.	76 39
												272	A	East Tenn. St.	88 80
												283	A	Wofford	51 39
												283	H	Wofford	74 67
												303	A	Ga. Southern	66 60
												303	H	Ga. Southern	67 52
												308	A	UNC Greensboro	63 46
												308	H	UNC Greensboro	63 44

LAST 12 Division I GAMES:

74 N Appalachian St.	52 77	303 H Ga. Southern	67 52
202 N Furman	60 38	262 H Col. of Charleston	57 31
74 H Appalachian St.	80 71	202 A Furman	61 75
85 H Davidson	55 48	283 A Wofford	51 39
104 A Samford	48 58	173 H Elon	80 65
234 A Western Caro.	54 40	308 H UNC Greensboro	63 44

Non-Div I Games:

Chattanooga

■ Loss,
 ■ Non-Conf,
 ■ S Site,
 ■ Home
 ■ A Away
 N Neutral

Average RPI Win: 319		WON-LOST	WINNING	LAST 12	STRENGTH OF	OPP. STRENGTH	TEAM	ADJ.	CONF.	ADJ CONF.
Average RPI Loss: 201		RECORD	PCT. RANK	GAMES	SCHEDULE	OF SCHEDULE	RPI	RPI	RPI	RPI
DIV. I ONLY		5- 23	317	4- 7	305	335	334	334	33	33
DIV. I NON-CONF.		1- 16	336	0- 1	179	264	324	324	33	33
TOTALS	RPI 1-25		RPI 26-50		W-L RECORDS	RPI 51-100	RPI 101-150		RPI 150+	
5- 23	0- 1		0- 0		OVERALL	0- 1	0- 2		5- 19	
4- 10	0- 0		0- 0		HOME	0- 1	0- 1		4- 8	
1- 11	0- 1		0- 0		AWAY	0- 0	0- 1		1- 9	
0- 2	0- 0		0- 0		NEUTRAL	0- 0	0- 0		0- 2	
1- 16	0- 1		0- 0		NON-CONFERENCE	0- 1	0- 2		1- 12	
1- 7	0- 0		0- 0		HOME	0- 1	0- 1		1- 5	
0- 7	0- 1		0- 0		AWAY	0- 0	0- 1		0- 5	
0- 2	0- 0		0- 0		NEUTRAL	0- 0	0- 0		0- 2	
4- 7	0- 0		0- 0		CONFERENCE	0- 0	0- 0		4- 7	
3- 3	0- 0		0- 0		HOME	0- 0	0- 0		3- 3	
1- 4	0- 0		0- 0		AWAY	0- 0	0- 0		1- 4	
0- 0	0- 0		0- 0		NEUTRAL	0- 0	0- 0		0- 0	

[illegible]

Non-Div I Games:	Ind.-Northwest	77	78	Trinity Int'l	85	54
------------------	----------------	----	----	---------------	----	----

Chicago St.

Loss, Non-Conf, S Site, H Home A Away N Neutral

Average RPI Win:	170	WON-LOST	WINNING	LAST 12	STRENGTH OF	OPP. STRENGTH	TEAM	ADJ.	CONF.	ADJ CONF.
Average RPI Loss:	63	RECORD	PCT. RANK	GAMES	SCHEDULE	OF SCHEDULE	RPI	RPI	RPI	RPI
DIV. I ONLY	15- 14	158	6- 6	84	32	107	107	3	3	
DIV. I NON-CONF.	9- 3	61	0- 0	228	149	83	83	2	2	
TOTALS	RPI 1-25	RPI 26-50	W-L RECORDS	RPI 51-100	RPI 101-150	RPI 150+				
15- 14	0- 6	1- 3	OVERALL	3- 1	3- 2	8- 2				
7- 6	0- 3	1- 2	HOME	0- 1	1- 0	5- 0				
5- 7	0- 3	0- 1	AWAY	1- 0	2- 1	2- 2				
3- 1	0- 0	0- 0	NEUTRAL	2- 0	0- 1	1- 0				
9- 3	0- 0	1- 0	NON-CONFERENCE	2- 0	0- 1	6- 2				
5- 0	0- 0	1- 0	HOME	0- 0	0- 0	4- 0				
1- 3	0- 0	0- 0	AWAY	0- 0	0- 1	1- 2				
3- 0	0- 0	0- 0	NEUTRAL	2- 0	0- 0	1- 0				
6- 11	0- 6	0- 3	CONFERENCE	1- 1	3- 1	2- 0				
2- 6	0- 3	0- 2	HOME	0- 1	1- 0	1- 0				
4- 4	0- 3	0- 1	AWAY	1- 0	2- 0	1- 0				
0- 1	0- 0	0- 0	NEUTRAL	0- 0	0- 1	0- 0				

RPI 1-25				RPI 26-50				RPI 51-100				RPI 101+ Team's RPI: 107			
RPI	S	Opponent	Score	RPI	S	Opponent	Score	RPI	S	Opponent	Score	RPI	S	Opponent	Score
3	H	Notre Dame	50 76	30	H	Georgetown	54 65	55	N	South Dakota St.	55 22	102	A	Miami (OH)	69 74
4	A	Connecticut	37 80	34	H	Dayton	75 64	59	N	Chattanooga	51 50	126	A	Marquette	64 52
11	H	St. John's (NY)	34 51	39	H	West Virginia	62 66	91	H	South Fla.	55 58	126	H	Marquette	60 46
13	A	Rutgers	47 58	40	A	Villanova	53 62	98	A	Syracuse	55 54	126	N	Marquette	51 54
20	A	DePaul	51 73									127	A	Providence	60 56
23	H	Louisville	59 64									154	N	High Point	62 40
												174	A	Marshall	47 55
												178	A	Seton Hall	54 48
												199	H	Pittsburgh	62 57
												203	A	Xavier	60 69
												224	A	Virginia Tech	66 55
												278	H	Longwood	70 54
												284	H	IPFW	74 42
												298	H	Morgan St.	64 60
												312	H	Evansville	64 34
LAST 12 Division I GAMES:															
126	N	Marquette	51 54	127	A	Providence	60 56								
20	A	DePaul	51 73	30	H	Georgetown	54 65								
39	H	West Virginia	62 66	126	A	Marquette	64 52								
126	H	Marquette	60 46	98	A	Syracuse	55 54								
178	A	Seton Hall	54 48	40	A	Villanova	53 62								
199	H	Pittsburgh	62 57	11	H	St. John's (NY)	34 51								

Non-Div I Games: Indianapolis 43 50

Cincinnati

Loss, Non-Conf, S Site, H Home A Away N Neutral

Average RPI Win:	204	WON-LOST	WINNING	LAST 12	STRENGTH OF	OPP. STRENGTH	TEAM	ADJ.	CONF.	ADJ CONF.
Average RPI Loss:	101	RECORD	PCT. RANK	GAMES	SCHEDULE	OF SCHEDULE	RPI	RPI	RPI	RPI
DIV. I ONLY	6- 22	305	1- 11	95	74	247	247	6	6	
DIV. I NON-CONF.	4- 7	229	0- 0	245	243	277	277	6	6	

TOTALS	RPI 1-25	RPI 26-50	W-L RECORDS	RPI 51-100	RPI 101-150	RPI 150+				
6- 22	0- 5	0- 3	OVERALL	2- 5	0- 4	4- 5				
3- 12	0- 3	0- 2	HOME	1- 3	0- 2	2- 2				
3- 9	0- 2	0- 1	AWAY	1- 1	0- 2	2- 3				
0- 1	0- 0	0- 0	NEUTRAL	0- 1	0- 0	0- 0				
4- 7	0- 0	0- 1	NON-CONFERENCE	1- 1	0- 2	3- 3				
3- 4	0- 0	0- 1	HOME	1- 1	0- 1	2- 1				
1- 3	0- 0	0- 0	AWAY	0- 0	0- 1	1- 2				
0- 0	0- 0	0- 0	NEUTRAL	0- 0	0- 0	0- 0				
2- 15	0- 5	0- 2	CONFERENCE	1- 4	0- 2	1- 2				
0- 8	0- 3	0- 1	HOME	0- 2	0- 1	0- 1				
2- 6	0- 2	0- 1	AWAY	1- 1	0- 1	1- 1				
0- 1	0- 0	0- 0	NEUTRAL	0- 1	0- 0	0- 0				

RPI 1-25				RPI 26-50				RPI 51-100				RPI 101+ Team's RPI: 247			
RPI	S	Opponent	Score	RPI	S	Opponent	Score	RPI	S	Opponent	Score	RPI	S	Opponent	Score
6	H	Maryland	61 91	32	H	South Carolina	48 65	85	H	Davidson	72 62	101	A	Florida St.	47 59
10	H	Duke	37 81	50	A	Virginia	36 68	86	H	North Carolina St.	46 62	101	H	Florida St.	52 74
12	A	Miami (FL)	47 68	50	H	Virginia	47 54	88	A	Wake Forest	65 94	115	H	Illinois	50 61
14	A	Georgia Tech	50 62					88	H	Wake Forest	51 63	127	A	Providence	63 73
14	H	Georgia Tech	54 63					89	A	North Carolina	52 47	202	A	Furman	68 67
								89	N	North Carolina	51 90	204	A	Boston College	53 56
								99	H	UAB	36 51	207	H	Charleston So.	77 82
												224	A	Virginia Tech	55 51
												224	H	Virginia Tech	33 55
												240	A	Oakland	51 63
												266	A	N.C. A&T	66 76
												280	H	South Carolina St.	83 38
												341	H	N.C. Central	68 48
LAST 12 Division I GAMES:															
		89 N North Carolina	51 90			6 H Maryland	61 91								
		14 A Georgia Tech	50 62			12 A Miami (FL)	47 68								
		101 H Florida St.	52 74			224 A Virginia Tech	55 51								
		88 H Wake Forest	51 63			14 H Georgia Tech	54 63								
		204 A Boston College	53 56			10 H Duke	37 81								
		50 A Virginia	36 68			88 A Wake Forest	65 94								

Non-Div I Games:

Clemson

■ Loss,
■ Non-Conf,
■ S Site,
■ H Home
■ A Away
N Neutral

Average RPI Win:	255	WON-LOST	WINNING	LAST 12	STRENGTH OF	OPP. STRENGTH	TEAM	ADJ.	CONF.	ADJ CONF.
Average RPI Loss:	160	RECORD	PCT. RANK	GAMES	SCHEDULE	OF SCHEDULE	RPI	RPI	RPI	RPI
DIV. I ONLY	11- 19	250	4- 8	261	204	269	269	13	13	
DIV. I NON-CONF.	4- 6	212	0- 0	313	265	296	296	18	18	
TOTALS	RPI 1-25	RPI 26-50	W-L RECORDS	RPI 51-100	RPI 101-150	RPI 150+				
11- 19	0- 2	0- 0	OVERALL	0- 4	0- 1	11- 12				
6- 9	0- 1	0- 0	HOME	0- 1	0- 1	6- 6				
4- 10	0- 1	0- 0	AWAY	0- 3	0- 0	4- 6				
1- 0	0- 0	0- 0	NEUTRAL	0- 0	0- 0	1- 0				
4- 6	0- 0	0- 0	NON-CONFERENCE	0- 1	0- 1	4- 4				
2- 3	0- 0	0- 0	HOME	0- 0	0- 1	2- 2				
1- 3	0- 0	0- 0	AWAY	0- 1	0- 0	1- 2				
1- 0	0- 0	0- 0	NEUTRAL	0- 0	0- 0	1- 0				
7- 13	0- 2	0- 0	CONFERENCE	0- 3	0- 0	7- 8				
4- 6	0- 1	0- 0	HOME	0- 1	0- 0	4- 4				
3- 7	0- 1	0- 0	AWAY	0- 2	0- 0	3- 4				
0- 0	0- 0	0- 0	NEUTRAL	0- 0	0- 0	0- 0				

RPI 1-25				RPI 26-50				RPI 51-100				RPI 101+ Team's RPI: 269			
RPI	S	Opponent	Score	RPI	S	Opponent	Score	RPI	S	Opponent	Score	RPI	S	Opponent	Score
22	A	Green Bay	58 80					78	A	Toledo	42 81	115	H	Illinois	42 72
22	H	Green Bay	59 90					97	A	Detroit	43 79	156	A	Ill.-Chicago	50 72
								97	A	Detroit	55 65	156	H	Ill.-Chicago	83 80
								97	H	Detroit	43 50	160	A	Wright St.	73 100
												160	H	Wright St.	54 64
												190	A	Ole Miss	63 74
												200	A	Fordham	43 52
												210	A	Butler	43 67
												210	H	Butler	62 68
												218	A	Loyola Chicago	67 65
												218	H	Loyola Chicago	67 85
												221	H	Akron	74 84
												252	A	Milwaukee	68 58
												252	H	Milwaukee	70 68
												257	A	Valparaiso	49 45
												257	H	Valparaiso	48 66
												258	H	Ohio	66 56
												259	A	Youngstown St.	48 70
												259	H	Youngstown St.	59 56
												259	H	Youngstown St.	79 69
												265	H	Cornell	59 79
												291	A	Western Mich.	72 66
												294	N	Murray St.	68 61
												305	H	Tennessee St.	74 56
LAST 12 Division I GAMES:															
97	A	Detroit	43 79	22	H	Green Bay	59 90	156	A	Ill.-Chicago	50 72	218	A	Loyola Chicago	67 65
259	H	Youngstown St.	59 56	257	H	Valparaiso	48 66	210	H	Butler	62 68	97	H	Detroit	43 50
259	H	Youngstown St.	79 69												
160	A	Wright St.	73 100												
97	A	Detroit	55 65												
252	H	Milwaukee	70 68												

Non-Div I Games: Lake Erie 62 48

Cleveland St.

Loss, Non-Conf, S Site, H Home A Away N Neutral

Average RPI Win:	248	WON-LOST	WINNING	LAST 12	STRENGTH OF	OPP. STRENGTH	TEAM	ADJ.	CONF.	ADJ CONF.
Average RPI Loss:	209	RECORD	PCT. RANK	GAMES	SCHEDULE	OF SCHEDULE	RPI	RPI	RPI	RPI
DIV. I ONLY	9- 15	244	3- 9	302	329	293	293	26	26	
DIV. I NON-CONF.	3- 2	117	0- 0	335	341	239	239	28	28	
TOTALS	RPI 1-25	RPI 26-50	W-L RECORDS	RPI 51-100	RPI 101-150	RPI 150+				
9- 15	0- 0	0- 0	OVERALL	0- 2	0- 0	9- 13				
8- 3	0- 0	0- 0	HOME	0- 1	0- 0	8- 2				
1- 11	0- 0	0- 0	AWAY	0- 1	0- 0	1- 10				
0- 1	0- 0	0- 0	NEUTRAL	0- 0	0- 0	0- 1				
3- 2	0- 0	0- 0	NON-CONFERENCE	0- 0	0- 0	3- 2				
2- 0	0- 0	0- 0	HOME	0- 0	0- 0	2- 0				
1- 1	0- 0	0- 0	AWAY	0- 0	0- 0	1- 1				
0- 1	0- 0	0- 0	NEUTRAL	0- 0	0- 0	0- 1				
6- 13	0- 0	0- 0	CONFERENCE	0- 2	0- 0	6- 11				
6- 3	0- 0	0- 0	HOME	0- 1	0- 0	6- 2				
0- 10	0- 0	0- 0	AWAY	0- 1	0- 0	0- 9				
0- 0	0- 0	0- 0	NEUTRAL	0- 0	0- 0	0- 0				

RPI 1-25				RPI 26-50				RPI 51-100				RPI 101+				Team's RPI: 293	
RPI	S	Opponent	Score	RPI	S	Opponent	Score	RPI	S	Opponent	Score	RPI	S	Opponent	Score		
								96	A	Liberty	54	66	154	A	High Point	57	78
								96	H	Liberty	45	82	154	A	High Point	65	80
												154	H	High Point	59	58	
												182	A	Winthrop	47	84	
												182	H	Winthrop	58	54	
												187	A	Campbell	55	58	
												187	H	Campbell	38	47	
												207	A	Charleston So.	66	69	
												207	H	Charleston So.	55	70	
												213	A	Radford	43	55	
												213	H	Radford	58	56	
												234	A	Western Caro.	66	56	
												241	A	Presbyterian	52	56	
												241	H	Presbyterian	52	49	
												262	H	Col. of Charleston	59	36	
												274	A	North Florida	37	67	
												280	N	South Carolina St.	59	61	
												292	H	S.C. Upstate	61	56	
												322	A	Gardner-Webb	63	73	
												322	H	Gardner-Webb	54	40	
												332	A	UNC Asheville	60	69	
												332	H	UNC Asheville	74	58	
LAST 12 Division I GAMES:																	
154	A	High Point	57	78	96	A	Liberty	54	66								
182	A	Winthrop	47	84	213	A	Radford	43	55								
241	A	Presbyterian	52	56	332	H	UNC Asheville	74	58								
207	H	Charleston So.	55	70	322	H	Gardner-Webb	54	40								
154	H	High Point	59	58	207	A	Charleston So.	66	69								
187	H	Campbell	38	47	187	A	Campbell	55	58								

Non-Div I Games: Southern Va. 83 68 St. Andrews 90 42 Converse 84 55 Coker 63 53 Coastal Caro.

Average RPI Win:	262	WON-LOST	WINNING	LAST 12	STRENGTH OF	OPP. STRENGTH	TEAM	ADJ.	CONF.	ADJ CONF.
Average RPI Loss:	140	RECORD	PCT. RANK	GAMES	SCHEDULE	OF SCHEDULE	RPI	RPI	RPI	RPI
DIV. I ONLY	7- 22	298	4- 8	126	174	262	262	14	14	
DIV. I NON-CONF.	1- 7	318	0- 0	31	27	244	244	20	20	
TOTALS	RPI 1-25	RPI 26-50	W-L RECORDS	RPI 51-100	RPI 101-150	RPI 150+				
7- 22	0- 2	0- 1	OVERALL	0- 7	0- 3	7- 9				
3- 10	0- 1	0- 0	HOME	0- 3	0- 1	3- 5				
4- 10	0- 1	0- 1	AWAY	0- 4	0- 1	4- 3				
0- 2	0- 0	0- 0	NEUTRAL	0- 0	0- 1	0- 1				
1- 7	0- 2	0- 1	NON-CONFERENCE	0- 1	0- 1	1- 2				
1- 2	0- 1	0- 0	HOME	0- 0	0- 0	1- 1				
0- 4	0- 1	0- 1	AWAY	0- 1	0- 0	0- 1				
0- 1	0- 0	0- 0	NEUTRAL	0- 0	0- 1	0- 0				
6- 15	0- 0	0- 0	CONFERENCE	0- 6	0- 2	6- 7				
2- 8	0- 0	0- 0	HOME	0- 3	0- 1	2- 4				
4- 6	0- 0	0- 0	AWAY	0- 3	0- 1	4- 2				
0- 1	0- 0	0- 0	NEUTRAL	0- 0	0- 0	0- 1				

RPI 1-25				RPI 26-50				RPI 51-100				RPI 101+ Team's RPI: 262			
RPI	S	Opponent	Score	RPI	S	Opponent	Score	RPI	S	Opponent	Score	RPI	S	Opponent	Score
4	H	Connecticut	24 72	32	A	South Carolina	40 59	59	A	Chattanooga	31 57	104	A	Samford	56 70
25	A	Georgia	48 73					59	H	Chattanooga	44 58	104	H	Samford	54 60
								72	A	Tulane	42 57	132	N	Central Mich.	69 72
								74	A	Appalachian St.	52 71	173	A	Elon	46 51
								74	H	Appalachian St.	41 50	173	H	Elon	50 63
								85	A	Davidson	39 56	202	A	Furman	68 61
								85	H	Davidson	23 46	202	H	Furman	51 60
												207	H	Charleston So.	45 64
												222	H	East Carolina	58 43
												234	A	Western Caro.	45 59
												234	H	Western Caro.	54 39
												283	A	Wofford	56 55
												283	H	Wofford	49 44
												283	N	Wofford	53 64
												293	A	Coastal Caro.	36 59
												303	A	Ga. Southern	47 44
												303	H	Ga. Southern	34 35
												308	A	UNC Greensboro	52 42
												308	H	UNC Greensboro	54 60
LAST 12 Division I GAMES:															
				283	N	Wofford	53 64	74	H	Appalachian St.	41 50				
				202	A	Furman	68 61	85	H	Davidson	23 46				
				173	H	Elon	50 63	234	A	Western Caro.	45 59				
				308	H	UNC Greensboro	54 60	303	A	Ga. Southern	47 44				
				104	A	Samford	56 70	234	H	Western Caro.	54 39				
				59	A	Chattanooga	31 57	283	A	Wofford	56 55				

Non-Div I Games: Wingate

60 69

Col. of Charleston

■ Loss,
 ■ Non-Conf,
 ■ S Site,
 ■ H Home
 ■ A Away
 N Neutral

Average RPI Win: 257	WON-LOST	WINNING	LAST 12	STRENGTH OF	OPP. STRENGTH	TEAM	ADJ.	CONF.	ADJ CONF.
Average RPI Loss: 191	RECORD	PCT. RANK	GAMES	SCHEDULE	OF SCHEDULE	RPI	RPI	RPI	RPI
DIV. I ONLY	8- 22	287	4- 8	232	311	307	307	29	29
DIV. I NON-CONF.	3- 12	293	0- 0	226	289	310	310	29	29
TOTALS	RPI 1-25	RPI 26-50	W-L RECORDS	RPI 51-100	RPI 101-150	RPI 150+			
8- 22	0- 1	0- 0	OVERALL	0- 4	0- 2	8- 15			
7- 6	0- 1	0- 0	HOME	0- 1	0- 1	7- 3			
1- 14	0- 0	0- 0	AWAY	0- 2	0- 1	1- 11			
0- 2	0- 0	0- 0	NEUTRAL	0- 1	0- 0	0- 1			
3- 12	0- 1	0- 0	NON-CONFERENCE	0- 4	0- 0	3- 7			
2- 4	0- 1	0- 0	HOME	0- 1	0- 0	2- 2			
1- 6	0- 0	0- 0	AWAY	0- 2	0- 0	1- 4			
0- 2	0- 0	0- 0	NEUTRAL	0- 1	0- 0	0- 1			
5- 10	0- 0	0- 0	CONFERENCE	0- 0	0- 2	5- 8			
5- 2	0- 0	0- 0	HOME	0- 0	0- 1	5- 1			
0- 8	0- 0	0- 0	AWAY	0- 0	0- 1	0- 7			
0- 0	0- 0	0- 0	NEUTRAL	0- 0	0- 0	0- 0			

RPI 1-25				RPI 26-50				RPI 51-100				RPI 101+ Team's RPI: 307			
RPI	S	Opponent	Score	RPI	S	Opponent	Score	RPI	S	Opponent	Score	RPI	S	Opponent	Score
16	H	St. Bonaventure	49 68					60	H	Sacred Heart	51 78	143	A	American	47 70
								71	N	UCLA	48 68	143	H	American	43 56
								76	A	San Diego	73 75	159	A	Holy Cross	72 74
								98	A	Syracuse	32 83	159	H	Holy Cross	74 69
												170	A	Cal St. Northridge	60 71
												184	A	Navy	54 66
												184	A	Navy	52 61
												184	H	Navy	62 60
												191	A	Lehigh	82 85
												191	H	Lehigh	77 71
												217	H	Niagara	60 61
												229	H	Iona	75 50
												244	H	Bryant	74 76
												246	A	Canisius	42 63
												265	A	Cornell	56 59
												268	A	Army	47 62
												268	H	Army	54 61
												275	A	Vermont	49 61
												286	N	Dartmouth	50 56
												300	A	Lafayette	58 66
												300	H	Lafayette	69 60
												326	A	NJIT	54 44
												330	A	Bucknell	45 67
												330	H	Bucknell	73 66
												336	H	Wagner	71 59
LAST 12 Division I GAMES:															
184	A	Navy	54 66	330	A	Bucknell	45 67								
159	A	Holy Cross	72 74	143	A	American	47 70								
300	H	Lafayette	69 60	159	H	Holy Cross	74 69								
184	H	Navy	62 60	300	A	Lafayette	58 66								
268	A	Army	47 62	184	A	Navy	52 61								
191	H	Lehigh	77 71	268	H	Army	54 61								

Non-Div I Games:

Colgate

■ Loss,
 ■ Non-Conf,
 ■ S Site,
 ■ H Home
 ■ A Away
 N Neutral

Colorado

Through Games Of Sunday, March 11, 2012

Average RPI Win:	185	WON-LOST	WINNING	LAST 12	STRENGTH OF	OPP. STRENGTH	TEAM	ADJ.	CONF.	ADJ CONF.
Average RPI Loss:	66	RECORD	PCT. RANK	GAMES	SCHEDULE	OF SCHEDULE	RPI	RPI	RPI	RPI
DIV. I ONLY	18- 13	119	3- 9	132	63	114	114	4	4	
DIV. I NON-CONF.	11- 0	1	0- 0	337	201	89	89	4	4	
TOTALS	RPI 1-25	RPI 26-50	W-L RECORDS	RPI 51-100	RPI 101-150	RPI 150+				
18- 13	0- 2	1- 3	OVERALL	2- 5	4- 3	11- 0				
10- 6	0- 1	1- 1	HOME	1- 2	1- 2	7- 0				
5- 6	0- 1	0- 1	AWAY	0- 3	2- 1	3- 0				
3- 1	0- 0	0- 1	NEUTRAL	1- 0	1- 0	1- 0				
11- 0	0- 0	0- 0	NON-CONFERENCE	1- 0	1- 0	9- 0				
7- 0	0- 0	0- 0	HOME	0- 0	1- 0	6- 0				
2- 0	0- 0	0- 0	AWAY	0- 0	0- 0	2- 0				
2- 0	0- 0	0- 0	NEUTRAL	1- 0	0- 0	1- 0				
7- 13	0- 2	1- 3	CONFERENCE	1- 5	3- 3	2- 0				
3- 6	0- 1	1- 1	HOME	1- 2	0- 2	1- 0				
3- 6	0- 1	0- 1	AWAY	0- 3	2- 1	1- 0				
1- 1	0- 0	0- 1	NEUTRAL	0- 0	1- 0	0- 0				

RPI S Opponent	Score	RPI S Opponent	Score	RPI S Opponent	Score	RPI S Opponent	Score	Team's RPI: 114
2 A Stanford	46 68	29 A California	43 64	65 A Arizona St.	43 64	106 A Washington St.	57 56	
2 H Stanford	54 80	29 H California	55 68	65 H Arizona St.	47 60	109 A Utah	58 52	
		29 N California	59 68	70 N Creighton	52 49	109 H Utah	56 61	
		38 H Southern California	69 67	71 H UCLA	54 62	109 N Utah	55 41	
				83 A Oregon St.	45 65	128 H Denver	71 36	
				83 H Oregon St.	67 57	139 A Oregon	62 67	
				92 A Washington	67 75	139 H Oregon	62 64	
						162 A Arizona	56 54	
						162 H Arizona	69 59	
						164 H Wisconsin	58 48	
						185 A Colorado St.	72 53	
						257 H Valparaiso	60 32	
						260 H Idaho	68 59	
						263 N Tex.-Pan American	67 49	
						282 H San Francisco	84 66	
						295 H Northern Ariz.	84 60	
						321 A A&M-Corpus Christi	71 58	
						333 H Weber St.	77 59	
LAST 12 Division I GAMES:								
29 N California	59 68	109 H Utah	56 61					
109 N Utah	55 41	65 H Arizona St.	47 60					
83 H Oregon St.	67 57	162 H Arizona	69 59					
139 H Oregon	62 64	139 A Oregon	62 67					
29 A California	43 64	83 A Oregon St.	45 65					
2 A Stanford	46 68	71 H UCLA	54 62					

Non-Div I Games:

Colorado

Loss, Non-Conf, S Site, H Home A Away N Neutral

Average RPI Win:	219	WON-LOST	WINNING	LAST 12	STRENGTH OF	OPP. STRENGTH	TEAM	ADJ.	CONF.	ADJ CONF.
Average RPI Loss:	143	RECORD	PCT. RANK	GAMES	SCHEDULE	OF SCHEDULE	RPI	RPI	RPI	RPI
DIV. I ONLY	12- 17	220	7- 5	110	221	185	185	23	23	
DIV. I NON-CONF.	3- 11	290	0- 0	63	159	233	233	24	24	
TOTALS	RPI 1-25	RPI 26-50	W-L RECORDS	RPI 51-100	RPI 101-150	RPI 150+				
12- 17	0- 0	0- 0	OVERALL	1- 5	1- 5	10- 7				
9- 3	0- 0	0- 0	HOME	1- 2	1- 1	7- 0				
3- 11	0- 0	0- 0	AWAY	0- 2	0- 4	3- 5				
0- 3	0- 0	0- 0	NEUTRAL	0- 1	0- 0	0- 2				
3- 11	0- 0	0- 0	NON-CONFERENCE	0- 4	0- 4	3- 3				
2- 3	0- 0	0- 0	HOME	0- 2	0- 1	2- 0				
1- 6	0- 0	0- 0	AWAY	0- 1	0- 3	1- 2				
0- 2	0- 0	0- 0	NEUTRAL	0- 1	0- 0	0- 1				
9- 6	0- 0	0- 0	CONFERENCE	1- 1	1- 1	7- 4				
7- 0	0- 0	0- 0	HOME	1- 0	1- 0	5- 0				
2- 5	0- 0	0- 0	AWAY	0- 1	0- 1	2- 3				
0- 1	0- 0	0- 0	NEUTRAL	0- 0	0- 0	0- 1				

RPI 1-25				RPI 26-50				RPI 51-100				RPI 101+				Team's RPI: 185
RPI	S	Opponent	Score	RPI	S	Opponent	Score	RPI	S	Opponent	Score	RPI	S	Opponent	Score	
								63	N	Michigan St.	45 72	110	A	Northern Colo.	60 66	
								65	H	Arizona St.	52 56	114	H	Colorado	53 72	
								73	H	Bowling Green	57 70	122	A	UNLV	48 53	
								78	A	Toledo	51 58	122	H	UNLV	74 62	
								93	A	San Diego St.	57 66	128	A	Denver	61 64	
								93	H	San Diego St.	68 65	136	A	Montana St.	69 87	
												151	A	UNI	50 61	
												152	A	Seattle	43 61	
												166	H	Tulsa	87 68	
												186	A	TCU	71 79	
												186	H	TCU	61 59	
												189	H	North Dakota	58 52	
												219	N	Indiana	39 47	
												226	A	Wyoming	62 66	
												226	H	Wyoming	62 58	
												245	A	Boise St.	60 52	
												245	H	Boise St.	67 58	
												245	N	Boise St.	63 68	
												277	A	New Mexico	45 53	
												277	H	New Mexico	61 54	
												279	A	CSU Bakersfield	65 63	
												302	A	Air Force	77 39	
												302	H	Air Force	73 39	
LAST 12 Division I GAMES:																
				245	N	Boise St.	63 68	186	H	TCU	61 59					
				122	A	UNLV	48 53	302	A	Air Force	77 39					
				93	H	San Diego St.	68 65	122	H	UNLV	74 62					
				277	A	New Mexico	45 53	93	A	San Diego St.	57 66					
				226	A	Wyoming	62 66	277	H	New Mexico	61 54					
				245	H	Boise St.	67 58	226	H	Wyoming	62 58					

Non-Div I Games: Maryville (MO) 73 35

Colorado St.

■ Loss,
 ■ Non-Conf,
 ■ S Site,
 ■ H Home
 ■ A Away
 N Neutral

Average RPI Win:	220	WON-LOST	WINNING	LAST 12	STRENGTH OF	OPP. STRENGTH	TEAM	ADJ.	CONF.	ADJ CONF.
Average RPI Loss:	200	RECORD	PCT. RANK	GAMES	SCHEDULE	OF SCHEDULE	RPI	RPI	RPI	RPI
DIV. I ONLY	3- 25	333	1- 11	271	283	339	339	20	20	
DIV. I NON-CONF.	2- 12	313	0- 0	296	333	335	335	17	17	
TOTALS	RPI 1-25	RPI 26-50	W-L RECORDS	RPI 51-100	RPI 101-150	RPI 150+				
3- 25	0- 2	0- 0	OVERALL	0- 3	1- 4	2- 16				
3- 11	0- 1	0- 0	HOME	0- 1	1- 1	2- 8				
0- 14	0- 1	0- 0	AWAY	0- 2	0- 3	0- 8				
0- 0	0- 0	0- 0	NEUTRAL	0- 0	0- 0	0- 0				
2- 12	0- 0	0- 0	NON-CONFERENCE	0- 3	0- 1	2- 8				
2- 5	0- 0	0- 0	HOME	0- 1	0- 0	2- 4				
0- 7	0- 0	0- 0	AWAY	0- 2	0- 1	0- 4				
0- 0	0- 0	0- 0	NEUTRAL	0- 0	0- 0	0- 0				
1- 13	0- 2	0- 0	CONFERENCE	0- 0	1- 3	0- 8				
1- 6	0- 1	0- 0	HOME	0- 0	1- 1	0- 4				
0- 7	0- 1	0- 0	AWAY	0- 0	0- 2	0- 4				
0- 0	0- 0	0- 0	NEUTRAL	0- 0	0- 0	0- 0				

RPI	S	Opponent	Score	RPI	S	Opponent	Score	RPI	S	Opponent	Score	RPI	S	Opponent	Score	Team's RPI: 339
24	A	Princeton	35 94					60	A	Sacred Heart	42 60	113	A	LIU Brooklyn	50 58	
24	H	Princeton	46 86					76	H	San Diego	32 54	129	A	Harvard	64 88	
								95	A	Fairfield	44 54	129	H	Harvard	56 68	
												147	A	Yale	59 73	
												147	H	Yale	56 52	
												196	A	Penn	50 75	
												196	H	Penn	41 61	
												223	A	Brown	63 72	
												223	H	Brown	63 75	
												237	H	Long Beach St.	61 70	
												239	A	Fairleigh Dickinson	51 71	
												244	H	Bryant	77 74	
												250	H	Hawaii	55 66	
												265	A	Cornell	52 77	
												265	H	Cornell	44 54	
												268	H	Army	63 58	
												275	H	Vermont	52 63	
												286	A	Dartmouth	52 87	
												286	H	Dartmouth	44 59	
												298	H	Morgan St.	66 70	
												300	A	Lafayette	45 53	
												327	A	St. Francis (NY)	44 48	
												336	A	Wagner	54 66	
LAST 12 Division I GAMES:																
265	A	Cornell	52 77	24	H	Princeton	46 86									
286	A	Dartmouth	52 87	147	A	Yale	59 73									
129	A	Harvard	64 88	223	A	Brown	63 72									
223	H	Brown	63 75	129	H	Harvard	56 68									
147	H	Yale	56 52	286	H	Dartmouth	44 59									
196	H	Penn	41 61	196	A	Penn	50 75									

Non-Div I Games:

Columbia

■ Loss,
 ■ Non-Conf,
 ■ S Site,
 ■ H Home
 ■ A Away
 N Neutral

COMMISSIONER'S OFFICE				THROUGH GAMES OF SUNDAY, MARCH 11, 1911						
Average RPI Win:	87	WON-LOST	WINNING	LAST 12	STRENGTH OF	OPP. STRENGTH	TEAM	ADJ.	CONF.	ADJ CONF.
Average RPI Loss:	5	RECORD	PCT. RANK	GAMES	SCHEDULE	OF SCHEDULE	RPI	RPI	RPI	RPI
DIV. I ONLY	29- 4	9	10- 2	3	8	4	4	3	3	
DIV. I NON-CONF.	13- 1	7	2- 0	5	13	2	2	2	2	

TOTALS	RPI 1-25	RPI 26-50		W-L RECORDS		RPI 51-100	RPI 101-150	RPI 150+		
29- 4	9- 4	5- 0		OVERALL		4- 0	5- 0	6- 0		
19- 2	6- 2	3- 0		HOME		3- 0	4- 0	3- 0		
10- 2	3- 2	2- 0		AWAY		1- 0	1- 0	3- 0		
0- 0	0- 0	0- 0		NEUTRAL		0- 0	0- 0	0- 0		
13- 1	3- 1	2- 0		NON-CONFERENCE		2- 0	2- 0	4- 0		
10- 0	2- 0	1- 0		HOME		2- 0	2- 0	3- 0		
3- 1	1- 1	1- 0		AWAY		0- 0	0- 0	1- 0		
0- 0	0- 0	0- 0		NEUTRAL		0- 0	0- 0	0- 0		
16- 3	6- 3	3- 0		CONFERENCE		2- 0	3- 0	2- 0		
9- 2	4- 2	2- 0		HOME		1- 0	2- 0	0- 0		
7- 1	2- 1	1- 0		AWAY		1- 0	1- 0	2- 0		
0- 0	0- 0	0- 0		NEUTRAL		0- 0	0- 0	0- 0		

RPI	S	Opponent	Score	RPI	S	Opponent	Score	RPI	S	Opponent	Score	RPI	S	Opponent	Score
1	A	Baylor	61 66	27	A	Oklahoma	73 55	89	H	North Carolina	86 35	107	H	Cincinnati	80 37
2	H	Stanford	68 58	30	H	Georgetown	80 38	91	H	South Fla.	77 62	108	H	Towson	92 31
3	A	Notre Dame	67 74	34	H	Dayton	78 38	95	H	Fairfield	93 40	125	H	Pacific	112 53
3	H	Notre Dame	59 72	39	H	West Virginia	79 60	98	A	Syracuse	95 54	126	A	Marquette	85 45
3	H	Notre Dame	63 54	40	A	Villanova	72 49					127	H	Providence	96 35
8	H	Texas A&M	81 51									159	H	Holy Cross	77 37
10	A	Duke	61 45									178	A	Seton Hall	70 37
11	H	St. John's (NY)	56 57									199	A	Pittsburgh	86 37
11	H	St. John's (NY)	74 43									235	H	Buffalo	90 34
13	H	Rutgers	66 34									239	H	Fairleigh Dickinson	74 28
13	H	Rutgers	49 34									262	A	Col. of Charleston	72 24
20	A	DePaul	88 44												
23	A	Louisville	56 46												
LAST 12 Division I GAMES:															
3	H	Notre Dame	63 54	11	H	St. John's (NY)	56 57								
11	H	St. John's (NY)	74 43	27	A	Oklahoma	73 55								
13	H	Rutgers	49 34	30	H	Georgetown	80 38								
3	H	Notre Dame	59 72	23	A	Louisville	56 46								
126	A	Marquette	85 45	13	H	Rutgers	66 34								
199	A	Pittsburgh	86 37	10	A	Duke	61 45								

Non-Div I Games:

Connecticut

Average RPI Win:	248	WON-LOST	WINNING	LAST 12	STRENGTH OF	OPP. STRENGTH	TEAM	ADJ.	CONF.	ADJ CONF.
Average RPI Loss:	86	RECORD	PCT. RANK	GAMES	SCHEDULE	OF SCHEDULE	RPI	RPI	RPI	RPI
DIV. I ONLY	19- 12	102	10- 2	191	223	131	131	28	28	
DIV. I NON-CONF.	4- 8	239	0- 0	81	47	167	167	26	26	
TOTALS	RPI 1-25	RPI 26-50	W-L RECORDS	RPI 51-100	RPI 101-150	RPI 150+				
19- 12	0- 0	0- 1	OVERALL	2- 7	1- 3	16- 1				
7- 5	0- 0	0- 1	HOME	0- 2	1- 1	6- 1				
9- 6	0- 0	0- 0	AWAY	1- 4	0- 2	8- 0				
3- 1	0- 0	0- 0	NEUTRAL	1- 1	0- 0	2- 0				
4- 8	0- 0	0- 1	NON-CONFERENCE	1- 3	1- 3	2- 1				
1- 3	0- 0	0- 1	HOME	0- 0	1- 1	0- 1				
2- 5	0- 0	0- 0	AWAY	0- 3	0- 2	2- 0				
1- 0	0- 0	0- 0	NEUTRAL	1- 0	0- 0	0- 0				
15- 4	0- 0	0- 0	CONFERENCE	1- 4	0- 0	14- 0				
6- 2	0- 0	0- 0	HOME	0- 2	0- 0	6- 0				
7- 1	0- 0	0- 0	AWAY	1- 1	0- 0	6- 0				
2- 1	0- 0	0- 0	NEUTRAL	0- 1	0- 0	2- 0				

RPI 1-25			RPI 26-50			RPI 51-100			RPI 101+			Team's RPI: 131			
RPI	S	Opponent	Score	RPI	S	Opponent	Score	RPI	S	Opponent	Score				
				30	H	Georgetown	54 70	53	A	Howard	52 63	108	H	Towson	59 61
								53	H	Howard	49 50	112	A	VCU	66 74
								62	A	Hampton	69 66	123	H	UMBC	68 60
								62	H	Hampton	50 76	140	A	Robert Morris	47 62
								62	N	Hampton	43 64	157	H	Saint Francis (PA)	67 69
								69	A	Oklahoma St.	35 59	200	A	Fordham	61 60
								75	N	Boston U.	59 44	215	A	Md.-East. Shore	48 47
								88	A	Wake Forest	58 80	215	H	Md.-East. Shore	54 47
								98	A	Syracuse	50 56	253	A	Norfolk St.	61 58
												253	H	Norfolk St.	67 62
												266	H	N.C. A&T	85 63
												266	N	N.C. A&T	78 74
												278	A	Longwood	73 51
												280	A	South Carolina St.	57 39
												298	A	Morgan St.	80 77
												298	H	Morgan St.	68 62
												306	A	Bethune-Cookman	58 55
												318	H	Delaware St.	76 58
												324	A	Savannah St.	71 45
												341	H	N.C. Central	84 44
												341	N	N.C. Central	76 37
LAST 12 Division I GAMES:															
				62	N	Hampton	43 64	53	H	Howard	49 50				
				266	N	N.C. A&T	78 74	215	H	Md.-East. Shore	54 47				
				341	N	N.C. Central	76 37	318	H	Delaware St.	76 58				
				306	A	Bethune-Cookman	58 55	298	A	Morgan St.	80 77				
				215	A	Md.-East. Shore	48 47	253	A	Norfolk St.	61 58				
				298	H	Morgan St.	68 62	62	A	Hampton	69 66				

Non-Div I Games: Cheyney 94 39

Coppin St.

Average RPI Win:	269	WON-LOST	WINNING	LAST 12	STRENGTH OF	OPP. STRENGTH	TEAM	ADJ.	CONF.	ADJ CONF.
Average RPI Loss:	162	RECORD	PCT. RANK	GAMES	SCHEDULE	OF SCHEDULE	RPI	RPI	RPI	RPI
DIV. I ONLY	10- 16	240	5- 7	291	250	265	265	20	20	
DIV. I NON-CONF.	4- 8	239	0- 0	298	302	293	293	17	17	
TOTALS	RPI 1-25	RPI 26-50	W-L RECORDS	RPI 51-100	RPI 101-150	RPI 150+				
10- 16	0- 2	0- 1	OVERALL	0- 1	0- 4	10- 8				
6- 6	0- 1	0- 1	HOME	0- 0	0- 2	6- 2				
4- 10	0- 1	0- 0	AWAY	0- 1	0- 2	4- 6				
0- 0	0- 0	0- 0	NEUTRAL	0- 0	0- 0	0- 0				
4- 8	0- 0	0- 1	NON-CONFERENCE	0- 1	0- 0	4- 6				
2- 3	0- 0	0- 1	HOME	0- 0	0- 0	2- 2				
2- 5	0- 0	0- 0	AWAY	0- 1	0- 0	2- 4				
0- 0	0- 0	0- 0	NEUTRAL	0- 0	0- 0	0- 0				
6- 8	0- 2	0- 0	CONFERENCE	0- 0	0- 4	6- 2				
4- 3	0- 1	0- 0	HOME	0- 0	0- 2	4- 0				
2- 5	0- 1	0- 0	AWAY	0- 0	0- 2	2- 2				
0- 0	0- 0	0- 0	NEUTRAL	0- 0	0- 0	0- 0				

RPI 1-25				RPI 26-50				RPI 51-100				RPI 101+ Team's RPI: 265			
RPI	S	Opponent	Score	RPI	S	Opponent	Score	RPI	S	Opponent	Score	RPI	S	Opponent	Score
24	A	Princeton	35 64	49	H	Eastern Mich.	52 54	87	A	South Dakota	56 79	129	A	Harvard	59 65
24	H	Princeton	39 75									129	H	Harvard	57 67
												147	A	Yale	73 86
												147	H	Yale	58 69
												188	H	New Hampshire	62 63
												194	A	Manhattan	49 73
												196	A	Penn	67 53
												196	H	Penn	45 42
												200	A	Fordham	40 39
												220	H	Binghamton	48 61
												223	A	Brown	49 60
												223	H	Brown	51 50
												227	A	William & Mary	54 85
												246	A	Canisius	45 62
												269	A	Cleveland St.	79 59
												278	A	Longwood	61 68
												286	A	Dartmouth	48 55
												286	H	Dartmouth	49 45
												307	H	Colgate	59 56
												330	H	Bucknell	65 45
												339	A	Columbia	54 44
												339	H	Columbia	77 52
LAST 12 Division I GAMES:															
339	H	Columbia	77 52	196	H	Penn	45 42	223	A	Brown	49 60				
129	A	Harvard	59 65	147	A	Yale	73 86	286	H	Dartmouth	49 45				
286	A	Dartmouth	48 55	129	H	Harvard	57 67	196	A	Penn	67 53				
147	H	Yale	58 69												
223	H	Brown	51 50												
24	H	Princeton	39 75												

Non-Div I Games: Neb. Omaha 63 51 Ithaca 60 40

Cornell

■ Loss,
 ■ Non-Conf, S Site,
 ■ Home
 ■ Away
 N Neutral

Creighton

Through Games Of Sunday, March 11, 2012

Average RPI Win: 171	WON-LOST	WINNING	LAST 12	STRENGTH OF	OPP. STRENGTH	TEAM	ADJ.	CONF.	ADJ CONF.
Average RPI Loss: 100	RECORD	PCT. RANK	GAMES	SCHEDULE	OF SCHEDULE	RPI	RPI	RPI	RPI
DIV. I ONLY	20- 12	92	9- 3	60	109	70	70	10	10
DIV. I NON-CONF.	6- 5	139	0- 0	24	77	66	66	10	10
TOTALS	RPI 1-25	RPI 26-50	W-L RECORDS	RPI 51-100	RPI 101-150	RPI 150+			
20- 12	0- 1	0- 1	OVERALL	4- 5	6- 4	10- 1			
9- 4	0- 1	0- 0	HOME	3- 2	3- 1	3- 0			
8- 7	0- 0	0- 1	AWAY	0- 3	2- 2	6- 1			
3- 1	0- 0	0- 0	NEUTRAL	1- 0	1- 1	1- 0			
6- 5	0- 1	0- 1	NON-CONFERENCE	2- 2	0- 1	4- 0			
2- 2	0- 1	0- 0	HOME	2- 1	0- 0	0- 0			
4- 2	0- 0	0- 1	AWAY	0- 1	0- 0	4- 0			
0- 1	0- 0	0- 0	NEUTRAL	0- 0	0- 1	0- 0			
14- 7	0- 0	0- 0	CONFERENCE	2- 3	6- 3	6- 1			
7- 2	0- 0	0- 0	HOME	1- 1	3- 1	3- 0			
4- 5	0- 0	0- 0	AWAY	0- 2	2- 2	2- 1			
3- 0	0- 0	0- 0	NEUTRAL	1- 0	1- 0	1- 0			

RPI 1-25				RPI 26-50				RPI 51-100				Team's RPI: 70		RPI 101+			
RPI	S	Opponent	Score	RPI	S	Opponent	Score	RPI	S	Opponent	Score			RPI	S	Opponent	Score
3	H	Notre Dame	48 76	31	A	Nebraska	55 66	52	A	Kansas	59 73			111	A	Wichita St.	58 65
								56	A	Missouri St.	60 70			111	H	Wichita St.	61 59
								56	H	Missouri St.	55 63			114	N	Colorado	49 52
								56	N	Missouri St.	56 47			137	A	Drake	50 54
								73	H	Bowling Green	49 47			137	H	Drake	44 47
								86	H	North Carolina St.	74 67			137	N	Drake	53 38
								87	H	South Dakota	53 56			142	A	Indiana St.	64 62
								100	A	Illinois St.	66 79			142	H	Indiana St.	63 48
								100	H	Illinois St.	68 59			145	A	Bradley	68 59
														145	H	Bradley	72 68
														151	A	UNI	74 48
														151	H	UNI	65 50
														151	N	UNI	53 46
														189	A	North Dakota	72 54
														226	A	Wyoming	66 50
														251	A	North Dakota St.	71 51
														276	A	Southern Ill.	80 64
														276	H	Southern Ill.	66 59
														301	A	UTSA	54 53
														312	A	Evansville	45 48
														312	H	Evansville	65 33
LAST 12 Division I GAMES:																	
		137	N	Drake			53	38			142	H	Indiana St.			63	48
		56	N	Missouri St.			56	47			100	H	Illinois St.			68	59
		151	N	UNI			53	46			276	A	Southern Ill.			80	64
		137	A	Drake			50	54			312	A	Evansville			45	48
		145	A	Bradley			68	59			56	H	Missouri St.			55	63
		151	A	UNI			74	48			111	H	Wichita St.			61	59

Non-Div I Games:

Creighton

■ Loss,
 ■ Non-Conf, S Site,
 ■ Home
 ■ Away
 N Neutral

Average RPI Win: 291	WON-LOST	WINNING	LAST 12	STRENGTH OF	OPP. STRENGTH	TEAM	ADJ.	CONF.	ADJ CONF.
Average RPI Loss: 141	RECORD	PCT. RANK	GAMES	SCHEDULE	OF SCHEDULE	RPI	RPI	RPI	RPI
DIV. I ONLY	6- 22	305	4- 8	168	164	286	286	20	20
DIV. I NON-CONF.	2- 12	313	0- 0	163	110	289	289	17	17
TOTALS	RPI 1-25	RPI 26-50	W-L RECORDS	RPI 51-100	RPI 101-150	RPI 150+			
6- 22	0- 3	0- 2	OVERALL	0- 1	0- 7	6- 9			
2- 10	0- 1	0- 1	HOME	0- 0	0- 4	2- 4			
3- 11	0- 2	0- 1	AWAY	0- 0	0- 3	3- 5			
1- 1	0- 0	0- 0	NEUTRAL	0- 1	0- 0	1- 0			
2- 12	0- 1	0- 2	NON-CONFERENCE	0- 1	0- 3	2- 5			
0- 5	0- 0	0- 1	HOME	0- 0	0- 2	0- 2			
1- 6	0- 1	0- 1	AWAY	0- 0	0- 1	1- 3			
1- 1	0- 0	0- 0	NEUTRAL	0- 1	0- 0	1- 0			
4- 10	0- 2	0- 0	CONFERENCE	0- 0	0- 4	4- 4			
2- 5	0- 1	0- 0	HOME	0- 0	0- 2	2- 2			
2- 5	0- 1	0- 0	AWAY	0- 0	0- 2	2- 2			
0- 0	0- 0	0- 0	NEUTRAL	0- 0	0- 0	0- 0			

RPI 1-25				RPI 26-50				RPI 51-100				RPI 101+ Team's RPI: 286			
RPI	S	Opponent	Score	RPI	S	Opponent	Score	RPI	S	Opponent	Score	RPI	S	Opponent	Score
17	A	Kansas St.	20 54	29	A	California	39 80	58	N	Saint Joseph's	48 85	103	H	Hartford	42 60
24	A	Princeton	57 94	30	H	Georgetown	38 77					127	A	Providence	48 63
24	H	Princeton	41 72									129	A	Harvard	69 74
												129	H	Harvard	63 71
												141	H	La Salle	47 60
												147	A	Yale	48 66
												147	H	Yale	65 89
												159	A	Holy Cross	63 65
												188	H	New Hampshire	53 58
												196	A	Penn	49 63
												196	H	Penn	63 73
												223	A	Brown	57 52
												223	H	Brown	50 74
												237	A	Long Beach St.	52 66
												244	H	Bryant	45 63
												265	A	Cornell	45 49
												265	H	Cornell	55 48
												275	A	Vermont	72 62
												278	A	Longwood	76 86
												307	N	Colgate	56 50
												339	A	Columbia	59 44
												339	H	Columbia	87 52
LAST 12 Division I GAMES:															
129	A	Harvard	69 74	147	A	Yale	48 66								
339	H	Columbia	87 52	196	H	Penn	63 73								
265	H	Cornell	55 48	24	H	Princeton	41 72								
24	A	Princeton	57 94	265	A	Cornell	45 49								
196	A	Penn	49 63	339	A	Columbia	59 44								
223	A	Brown	57 52	147	H	Yale	65 89								

Non-Div I Games:

Dartmouth

■ Loss,
 ■ Non-Conf,
 ■ S Site,
 ■ Home
 ■ A Away
 N Neutral

Average RPI Win:	222	WON-LOST	WINNING	LAST 12	STRENGTH OF	OPP. STRENGTH	TEAM	ADJ.	CONF.	ADJ CONF.
Average RPI Loss:	127	RECORD	PCT. RANK	GAMES	SCHEDULE	OF SCHEDULE	RPI	RPI	RPI	RPI
DIV. I ONLY	22- 9	58	10- 2	192	218	85	85	14	14	
DIV. I NON-CONF.	4- 5	201	0- 0	201	202	170	170	20	20	
TOTALS	RPI 1-25	RPI 26-50	W-L RECORDS	RPI 51-100	RPI 101-150	RPI 150+				
22- 9	0- 1	0- 0	OVERALL	3- 3	1- 2	18- 3				
12- 1	0- 0	0- 0	HOME	2- 0	0- 1	10- 0				
9- 7	0- 1	0- 0	AWAY	1- 3	1- 0	7- 3				
1- 1	0- 0	0- 0	NEUTRAL	0- 0	0- 1	1- 0				
4- 5	0- 1	0- 0	NON-CONFERENCE	0- 2	0- 0	4- 2				
3- 0	0- 0	0- 0	HOME	0- 0	0- 0	3- 0				
1- 5	0- 1	0- 0	AWAY	0- 2	0- 0	1- 2				
0- 0	0- 0	0- 0	NEUTRAL	0- 0	0- 0	0- 0				
18- 4	0- 0	0- 0	CONFERENCE	3- 1	1- 2	14- 1				
9- 1	0- 0	0- 0	HOME	2- 0	0- 1	7- 0				
8- 2	0- 0	0- 0	AWAY	1- 1	1- 0	6- 1				
1- 1	0- 0	0- 0	NEUTRAL	0- 0	0- 1	1- 0				

RPI 1-25				RPI 26-50				RPI 51-100 Team's RPI: 85				RPI 101+			
RPI	S	Opponent	Score	RPI	S	Opponent	Score	RPI	S	Opponent	Score	RPI	S	Opponent	Score
24	A	Princeton	44 53					59	A	Chattanooga	48 55	104	A	Samford	52 39
								59	H	Chattanooga	56 52	104	H	Samford	65 73
								74	A	Appalachian St.	55 52	104	N	Samford	51 62
								74	H	Appalachian St.	61 54	154	A	High Point	69 82
								81	A	Duquesne	53 84	173	A	Elon	78 51
								88	A	Wake Forest	66 68	173	H	Elon	75 66
												182	H	Winthrop	80 65
												202	A	Furman	61 50
												202	H	Furman	78 57
												213	A	Radford	81 68
												234	A	Western Caro.	64 46
												234	H	Western Caro.	58 45
												247	A	Clemson	62 72
												262	A	Col. of Charleston	46 23
												262	H	Col. of Charleston	56 39
												283	A	Wofford	59 63
												283	H	Wofford	63 39
												283	N	Wofford	69 58
												303	A	Ga. Southern	69 62
												303	H	Ga. Southern	72 48
												308	A	UNC Greensboro	58 49
												308	H	UNC Greensboro	71 52
												322	H	Gardner-Webb	67 46
												325	H	Mercer	75 60
LAST 12 Division I GAMES:															
				104	N	Samford	51 62	308	A	UNC Greensboro	58 49				
				283	N	Wofford	69 58	173	A	Elon	78 51				
				104	A	Samford	52 39	308	H	UNC Greensboro	71 52				
				59	A	Chattanooga	48 55	303	A	Ga. Southern	69 62				
				283	H	Wofford	63 39	262	A	Col. of Charleston	46 23				
				74	H	Appalachian St.	61 54	202	H	Furman	78 57				

Non-Div I Games:

Davidson

■ Loss,
 ■ Non-Conf, S Site,
 ■ Home
 ■ Away
 N Neutral

Average RPI Win:	163	WON-LOST	WINNING	LAST 12	STRENGTH OF	OPP. STRENGTH	TEAM	ADJ.	CONF.	ADJ CONF.
Average RPI Loss:	45	RECORD	PCT. RANK	GAMES	SCHEDULE	OF SCHEDULE	RPI	RPI	RPI	RPI
DIV. I ONLY	23- 6	24	11- 1	81	81	34	34	9	9	
DIV. I NON-CONF.	8- 4	88	0- 0	59	36	47	47	8	8	
TOTALS	RPI 1-25	RPI 26-50	W-L RECORDS	RPI 51-100	RPI 101-150	RPI 150+				
23- 6	1- 3	2- 1	OVERALL	4- 1	3- 1	13- 0				
8- 2	0- 1	1- 1	HOME	1- 0	1- 0	5- 0				
7- 3	0- 1	0- 0	AWAY	2- 1	1- 1	4- 0				
8- 1	1- 1	1- 0	NEUTRAL	1- 0	1- 0	4- 0				
8- 4	0- 2	0- 0	NON-CONFERENCE	2- 1	1- 1	5- 0				
3- 0	0- 0	0- 0	HOME	1- 0	0- 0	2- 0				
0- 3	0- 1	0- 0	AWAY	0- 1	0- 1	0- 0				
5- 1	0- 1	0- 0	NEUTRAL	1- 0	1- 0	3- 0				
15- 2	1- 1	2- 1	CONFERENCE	2- 0	2- 0	8- 0				
5- 2	0- 1	1- 1	HOME	0- 0	1- 0	3- 0				
7- 0	0- 0	0- 0	AWAY	2- 0	1- 0	4- 0				
3- 0	1- 0	1- 0	NEUTRAL	0- 0	0- 0	1- 0				

RPI 1-25				RPI 26-50				Team's RPI: 34	RPI 51-100				RPI 101+			
RPI	S	Opponent	Score	RPI	S	Opponent	Score		RPI	S	Opponent	Score	RPI	S	Opponent	Score
4	A	Connecticut	38 78	46	H	Temple	57 61		58	A	Saint Joseph's	65 51	107	A	Cincinnati	64 75
16	H	St. Bonaventure	55 56	46	N	Temple	66 63		73	H	Bowling Green	69 38	115	N	Illinois	80 66
16	N	St. Bonaventure	56 53	47	H	Richmond	81 78		78	A	Toledo	51 61	134	H	Charlotte	91 68
21	N	Gonzaga	76 82						81	A	Duquesne	74 69	141	A	La Salle	58 49
									91	N	South Fla.	73 63	160	H	Wright St.	77 69
													200	A	Fordham	62 37
													203	A	Xavier	74 65
													203	H	Xavier	83 54
													204	H	Boston College	69 60
													220	N	Binghamton	60 50
													231	H	Saint Louis	72 54
													231	N	Saint Louis	69 51
													235	N	Buffalo	94 74
													239	N	Fairleigh Dickinson	84 48
													243	A	George Washington	74 56
													255	A	Massachusetts	80 55
													315	H	Rhode Island	97 46
LAST 12 Division I GAMES:																
		16 N St. Bonaventure	56 53			141 A La Salle	58 49									
		46 N Temple	66 63			16 H St. Bonaventure	55 56									
		231 N Saint Louis	69 51			134 H Charlotte	91 68									
		81 A Duquesne	74 69			203 A Xavier	74 65									
		203 H Xavier	83 54			243 A George Washington	74 56									
		231 H Saint Louis	72 54			47 H Richmond	81 78									

Non-Div I Games:

Dayton

■ Loss,
 ■ Non-Conf,
 ■ S Site,
 ■ H Home
 ■ A Away
 N Neutral

DePaul

Average RPI Win: 118

Average RPI Loss: 46

WON-LOST

RECORD

WINNING

PCT. RANK

LAST 12

GAMES

STRENGTH OF

SCHEDULE

OPP. STRENGTH

OF SCHEDULE

TEAM

RPI

ADJ.

RPI

CONF.

RPI

ADJ CONF.

RPI

DIV. I ONLY

22- 10

71

7- 5

15

21

20

20

3

3

DIV. I NON-CONF.

12- 2

22

0- 0

36

70

16

16

2

2

TOTALS

RPI 1-25

RPI 26-50

W-L RECORDS

RPI 51-100

RPI 101-150

RPI 150+

22- 10

3- 6

3- 0

OVERALL

4- 3

4- 1

8- 0

13- 2

2- 1

1- 0

HOME

2- 1

3- 0

5- 0

7- 5

1- 3

2- 0

AWAY

1- 1

1- 1

2- 0

2- 3

0- 2

0- 0

NEUTRAL

1- 1

0- 0

1- 0

12- 2

1- 1

0- 0

NON-CONFERENCE

3- 1

2- 0

6- 0

7- 0

0- 0

0- 0

HOME

2- 0

1- 0

4- 0

4- 0

1- 0

0- 0

AWAY

1- 0

1- 0

1- 0

1- 2

0- 1

0- 0

NEUTRAL

0- 1

0- 0

1- 0

10- 8

2- 5

3- 0

CONFERENCE

1- 2

2- 1

2- 0

6- 2

2- 1

1- 0

HOME

0- 1

2- 0

1- 0

3- 5

0- 3

2- 0

AWAY

0- 1

0- 1

1- 0

1- 1

0- 1

0- 0

NEUTRAL

1- 0

0- 0

0- 0

RPI 1-25

Team's RPI: 20

RPI 26-50

RPI 51-100

RPI 101+

RPI

S

Opponent

Score

3

A

Notre Dame

70 90

3

N

Notre Dame

54 69

4

H

Connecticut

44 88

5

N

Tennessee

61 84

11

H

St. John's (NY)

69 52

13

A

Rutgers

64 65

23

A

Louisville

62 75

23

H

Louisville

86 61

24

A

Princeton

78 67

RPI

S

Opponent

Score

30

A

Georgetown

59 50

39

A

West Virginia

77 63

40

H

Villanova

79 73

RPI

S

Opponent

Score

51

H

St. Mary's (CA)

96 68

65

H

Arizona St.

73 55

91

A

South Fla.

63 66

91

N

South Fla.

76 62

93

N

San Diego St.

74 82

98

H

Syracuse

65 81

100

A

Illinois St.

73 54

RPI

S

Opponent

Score

104

H

Samford

86 57

107

H

Cincinnati

73 51

118

A

Northwestern

88 72

126

H

Marquette

71 59

127

A

Providence

52 60

165

H

SIU Edwardsville

75 65

178

A

Seton Hall

71 59

183

N

Portland

99 64

199

H

Pittsburgh

86 83

201

H

Northern Ill.

65 46

218

H

Loyola Chicago

70 65

250

A

Hawaii

90 65

276

H

Southern Ill.

93 67

LAST 12 Division I GAMES:

3

N

Notre Dame

54 69

91

N

South Fla.

76 62

107

H

Cincinnati

73 51

23

A

Louisville

62 75

98

H

Syracuse

65 81

39

A

West Virginia

77 63

126

H

Marquette

71 59

40

H

Villanova

79 73

3

A

Notre Dame

70 90

23

H

Louisville

86 61

178

A

Seton Hall

71 59

13

A

Rutgers

64 65

Non-Div I Games:

DePaul

Loss, Non-Conf, S Site, H Home A Away N Neutral

Page 72

Delaware

Through Games Of Sunday, March 11, 2012

Average RPI Win:	125	WON-LOST	WINNING	LAST 12	STRENGTH OF	OPP. STRENGTH	TEAM	ADJ.	CONF.	ADJ CONF.
Average RPI Loss:	6	RECORD	PCT. RANK	GAMES	SCHEDULE	OF SCHEDULE	RPI	RPI	RPI	RPI
DIV. I ONLY	30- 1	3	12- 0	56	60	7	7	7	7	7
DIV. I NON-CONF.	9- 1	17	0- 0	19	6	6	6	7	7	7
TOTALS	RPI 1-25	RPI 26-50	W-L RECORDS	RPI 51-100	RPI 101-150	RPI 150+				
30- 1	3- 1	2- 0	OVERALL	9- 0	5- 0	11- 0				
12- 0	1- 0	0- 0	HOME	3- 0	3- 0	5- 0				
14- 1	2- 1	2- 0	AWAY	4- 0	2- 0	4- 0				
4- 0	0- 0	0- 0	NEUTRAL	2- 0	0- 0	2- 0				
9- 1	3- 1	1- 0	NON-CONFERENCE	1- 0	2- 0	2- 0				
3- 0	1- 0	0- 0	HOME	0- 0	1- 0	1- 0				
5- 1	2- 1	1- 0	AWAY	1- 0	1- 0	0- 0				
1- 0	0- 0	0- 0	NEUTRAL	0- 0	0- 0	1- 0				
21- 0	0- 0	1- 0	CONFERENCE	8- 0	3- 0	9- 0				
9- 0	0- 0	0- 0	HOME	3- 0	2- 0	4- 0				
9- 0	0- 0	1- 0	AWAY	3- 0	1- 0	4- 0				
3- 0	0- 0	0- 0	NEUTRAL	2- 0	0- 0	1- 0				

RPI	S	Opponent	Score	RPI	S	Opponent	Score	RPI	S	Opponent	Score	RPI	S	Opponent	Score
6	A	Maryland	76 85	35	A	James Madison	72 65	66	A	Drexel	40 39	108	A	Towson	65 46
16	A	St. Bonaventure	61 49	40	A	Villanova	64 56	66	H	Drexel	60 49	108	H	Towson	74 51
19	H	Penn St.	80 71					66	N	Drexel	59 43	112	H	VCU	68 49
24	A	Princeton	81 70					68	A	Hofstra	89 79	127	A	Providence	68 47
								68	H	Hofstra	84 66	147	H	Yale	77 45
								77	A	UNC Wilmington	62 53	169	A	George Mason	66 54
								77	H	UNC Wilmington	69 37	169	H	George Mason	71 53
								77	N	UNC Wilmington	66 39	180	H	Old Dominion	76 63
								88	A	Wake Forest	70 57	180	N	Old Dominion	74 54
												205	A	Northeastern	70 54
												205	H	Northeastern	89 71
												222	N	East Carolina	60 40
												227	A	William & Mary	79 53
												227	H	William & Mary	73 57
												249	A	Georgia St.	94 56
												315	H	Rhode Island	89 53
LAST 12 Division I GAMES:															
		66	N	Drexel	59	43			66	A	Drexel	40	39		
		77	N	UNC Wilmington	66	39			68	A	Hofstra	89	79		
		180	N	Old Dominion	74	54			249	A	Georgia St.	94	56		
		227	A	William & Mary	79	53			180	H	Old Dominion	76	63		
		205	H	Northeastern	89	71			112	H	VCU	68	49		
		169	H	George Mason	71	53			77	A	UNC Wilmington	62	53		

Non-Div I Games:

Delaware

Loss, Non-Conf, S Site, H Home A Away N Neutral

Average RPI Win:	309	WON-LOST	WINNING	LAST 12	STRENGTH OF	OPP. STRENGTH	TEAM	ADJ.	CONF.	ADJ CONF.
Average RPI Loss:	170	RECORD	PCT. RANK	GAMES	SCHEDULE	OF SCHEDULE	RPI	RPI	RPI	RPI
DIV. I ONLY	5- 23	317	4- 8	211	285	318	318	28	28	
DIV. I NON-CONF.	1- 10	328	0- 0	157	223	316	316	26	26	
TOTALS	RPI 1-25	RPI 26-50	W-L RECORDS	RPI 51-100	RPI 101-150	RPI 150+				
5- 23	0- 1	0- 0	OVERALL	0- 5	0- 5	5- 12				
3- 9	0- 0	0- 0	HOME	0- 2	0- 2	3- 5				
2- 11	0- 1	0- 0	AWAY	0- 3	0- 1	2- 6				
0- 3	0- 0	0- 0	NEUTRAL	0- 0	0- 2	0- 1				
1- 10	0- 1	0- 0	NON-CONFERENCE	0- 1	0- 3	1- 5				
1- 3	0- 0	0- 0	HOME	0- 0	0- 1	1- 2				
0- 5	0- 1	0- 0	AWAY	0- 1	0- 0	0- 3				
0- 2	0- 0	0- 0	NEUTRAL	0- 0	0- 2	0- 0				
4- 13	0- 0	0- 0	CONFERENCE	0- 4	0- 2	4- 7				
2- 6	0- 0	0- 0	HOME	0- 2	0- 1	2- 3				
2- 6	0- 0	0- 0	AWAY	0- 2	0- 1	2- 3				
0- 1	0- 0	0- 0	NEUTRAL	0- 0	0- 0	0- 1				

RPI 1-25				RPI 26-50				RPI 51-100				RPI 101+ Team's RPI: 318			
RPI	S	Opponent	Score	RPI	S	Opponent	Score	RPI	S	Opponent	Score	RPI	S	Opponent	Score
6	A	Maryland	33 108					53	A	Howard	49 59	108	H	Towson	59 70
								53	H	Howard	52 67	131	A	Coppin St.	58 76
								54	A	Texas	35 89	133	N	FIU	57 73
								62	A	Hampton	44 71	140	N	Robert Morris	67 75
								62	H	Hampton	33 72	144	H	Florida A&M	65 84
												160	A	Wright St.	53 57
												200	H	Fordham	48 63
												215	A	Md.-East. Shore	32 60
												215	H	Md.-East. Shore	56 69
												222	A	East Carolina	47 54
												253	A	Norfolk St.	73 78
												253	H	Norfolk St.	66 84
												266	A	N.C. A&T	49 57
												274	A	North Florida	61 72
												280	H	South Carolina St.	55 53
												280	N	South Carolina St.	66 72
												298	A	Morgan St.	67 53
												298	H	Morgan St.	67 60
												306	H	Bethune-Cookman	50 52
												326	H	NJIT	49 65
												327	H	St. Francis (NY)	73 66
												341	A	N.C. Central	66 55
LAST 12 Division I GAMES:															
280	N	South Carolina St.	66 72	298	A	Morgan St.	67 53	131	A	Coppin St.	58 76				
280	H	South Carolina St.	55 53	62	H	Hampton	33 72	253	H	Norfolk St.	66 84				
298	H	Morgan St.	67 60	53	H	Howard	52 67	266	A	N.C. A&T	49 57				
53	H	Howard	52 67	62	A	Hampton	44 71	341	A	N.C. Central	66 55				
62	A	Hampton	44 71												
253	A	Norfolk St.	73 78												

Non-Div I Games: Wilmington (DE) 80 32 Wesley 85 53

Delaware St.

■ Loss,
 ■ Non-Conf,
 ■ S Site,
 ■ Home
 ■ A Away
 N Neutral

Denver				Through Games Of Sunday, March 11, 2012						
Average RPI Win:	219	WON-LOST	WINNING	LAST 12	STRENGTH OF	OPP. STRENGTH	TEAM	ADJ.	CONF.	ADJ CONF.
Average RPI Loss:	126	RECORD	PCT. RANK	GAMES	SCHEDULE	OF SCHEDULE	RPI	RPI	RPI	RPI
DIV. I ONLY	19- 12	102	8- 4	205	136	128	128	18	18	
DIV. I NON-CONF.	8- 6	128	0- 0	156	105	121	121	16	16	
TOTALS	RPI 1-25	RPI 26-50	W-L RECORDS	RPI 51-100	RPI 101-150	RPI 150+				
19- 12	0- 0	0- 3	OVERALL	1- 1	3- 4	15- 4				
12- 2	0- 0	0- 1	HOME	0- 1	2- 0	10- 0				
7- 7	0- 0	0- 2	AWAY	1- 0	1- 2	5- 3				
0- 3	0- 0	0- 0	NEUTRAL	0- 0	0- 2	0- 1				
8- 6	0- 0	0- 2	NON-CONFERENCE	0- 0	3- 2	5- 2				
6- 0	0- 0	0- 0	HOME	0- 0	2- 0	4- 0				
2- 4	0- 0	0- 2	AWAY	0- 0	1- 1	1- 1				
0- 2	0- 0	0- 0	NEUTRAL	0- 0	0- 1	0- 1				
11- 6	0- 0	0- 1	CONFERENCE	1- 1	0- 2	10- 2				
6- 2	0- 0	0- 1	HOME	0- 1	0- 0	6- 0				
5- 3	0- 0	0- 0	AWAY	1- 0	0- 1	4- 2				
0- 1	0- 0	0- 0	NEUTRAL	0- 0	0- 1	0- 0				

D
e
n
v
e
r

RPI 1-25			RPI 26-50			RPI 51-100			RPI 101+ Team's RPI: 128		
RPI	S	Opponent	Score	RPI	S	Opponent	Score	RPI	S	Opponent	Score
				28	A	Vanderbilt	56 77	94	A	UALR	60 50
				37	H	Middle Tenn.	63 75	94	H	UALR	51 53
				44	A	UTEP	49 80				
LAST 12 Division I GAMES:											
				133	N	FIU	59 67	37	H	Middle Tenn.	63 75
				208	H	North Texas	55 36	304	A	La.-Lafayette	76 39
				248	H	La.-Monroe	57 53	94	A	UALR	60 50
				304	H	La.-Lafayette	71 47	230	H	Arkansas St.	73 61
				133	A	FIU	42 58	208	A	North Texas	50 44
				163	A	Fla. Atlantic	50 51	248	A	La.-Monroe	52 49
								250	A	Hawaii	64 78
								267	H	Loyola Marymount	71 55
								302	A	Air Force	54 52
								304	A	La.-Lafayette	76 39
								304	H	La.-Lafayette	71 47
								338	H	Troy	73 51

Non-Div I Games:

Denver

Loss, Non-Conf, S Site, H Home A Away N Neutral

Average RPI Win:	217	WON-LOST	WINNING	LAST 12	STRENGTH OF	OPP. STRENGTH	TEAM	ADJ.	CONF.	ADJ CONF.
Average RPI Loss:	113	RECORD	PCT. RANK	GAMES	SCHEDULE	OF SCHEDULE	RPI	RPI	RPI	RPI
DIV. I ONLY	20- 13	110	10- 2	113	157	97	97	13	13	
DIV. I NON-CONF.	4- 8	239	0- 0	119	62	198	198	18	18	
TOTALS	RPI 1-25	RPI 26-50	W-L RECORDS	RPI 51-100	RPI 101-150	RPI 150+				
20- 13	1- 2	1- 1	OVERALL	0- 4	0- 2	18- 4				
11- 3	0- 1	1- 1	HOME	0- 1	0- 0	10- 0				
8- 7	1- 1	0- 0	AWAY	0- 1	0- 1	7- 4				
1- 3	0- 0	0- 0	NEUTRAL	0- 2	0- 1	1- 0				
4- 8	0- 0	1- 1	NON-CONFERENCE	0- 4	0- 2	3- 1				
2- 2	0- 0	1- 1	HOME	0- 1	0- 0	1- 0				
2- 3	0- 0	0- 0	AWAY	0- 1	0- 1	2- 1				
0- 3	0- 0	0- 0	NEUTRAL	0- 2	0- 1	0- 0				
16- 5	1- 2	0- 0	CONFERENCE	0- 0	0- 0	15- 3				
9- 1	0- 1	0- 0	HOME	0- 0	0- 0	9- 0				
6- 4	1- 1	0- 0	AWAY	0- 0	0- 0	5- 3				
1- 0	0- 0	0- 0	NEUTRAL	0- 0	0- 0	1- 0				

RPI S	Opponent	Score	RPI S	Opponent	Score	RPI S	Opponent	Score	RPI S	Opponent	Score
22 A	Green Bay	53 66	45 H	Michigan	51 61	53 N	Howard	58 60	109 N	Utah	55 64
22 A	Green Bay	70 58	49 H	Eastern Mich.	70 69	63 A	Michigan St.	41 64	142 A	Indiana St.	62 64
22 H	Green Bay	59 68				66 N	Drexel	56 61	156 A	Ill.-Chicago	59 66
						73 H	Bowling Green	49 57	156 H	Ill.-Chicago	62 57
									160 A	Wright St.	82 91
									160 H	Wright St.	75 64
									160 N	Wright St.	78 70
									210 A	Butler	57 52
									210 H	Butler	72 60
									218 A	Loyola Chicago	76 66
									218 H	Loyola Chicago	83 59
									252 A	Milwaukee	62 48
									252 H	Milwaukee	71 48
									257 A	Valparaiso	48 42
									257 H	Valparaiso	68 52
									259 A	Youngstown St.	67 80
									259 H	Youngstown St.	67 64
									269 A	Cleveland St.	50 43
									269 H	Cleveland St.	79 43
									269 H	Cleveland St.	65 55
									271 A	Ball St.	87 68
									284 H	IPFW	90 60
									291 A	Western Mich.	73 64
									301 A	UTSA	55 59

LAST 12 Division I GAMES:

22 A	Green Bay	53 66	269 H	Cleveland St.	65 55
160 N	Wright St.	78 70	160 A	Wright St.	82 91
269 H	Cleveland St.	79 43	252 A	Milwaukee	62 48
257 A	Valparaiso	48 42	22 A	Green Bay	70 58
210 A	Butler	57 52	156 H	Ill.-Chicago	62 57
259 H	Youngstown St.	67 64	218 H	Loyola Chicago	83 59

Drake

Through Games Of Sunday, March 11, 2012

Average RPI Win:	191	WON-LOST	WINNING	LAST 12	STRENGTH OF	OPP. STRENGTH	TEAM	ADJ.	CONF.	ADJ CONF.
Average RPI Loss:	103	RECORD	PCT. RANK	GAMES	SCHEDULE	OF SCHEDULE	RPI	RPI	RPI	RPI
DIV. I ONLY	18- 15	145	7- 5	139	99	137	137	10	10	
DIV. I NON-CONF.	6- 5	139	0- 0	147	64	143	143	10	10	
TOTALS	RPI 1-25	RPI 26-50	W-L RECORDS	RPI 51-100	RPI 101-150	RPI 150+				
18- 15	0- 0	0- 3	OVERALL	3- 6	5- 2	10- 4				
9- 5	0- 0	0- 1	HOME	1- 2	2- 1	6- 1				
6- 7	0- 0	0- 1	AWAY	1- 2	2- 1	3- 3				
3- 3	0- 0	0- 1	NEUTRAL	1- 2	1- 0	1- 0				
6- 5	0- 0	0- 3	NON-CONFERENCE	0- 1	0- 0	6- 1				
4- 1	0- 0	0- 1	HOME	0- 0	0- 0	4- 0				
2- 2	0- 0	0- 1	AWAY	0- 0	0- 0	2- 1				
0- 2	0- 0	0- 1	NEUTRAL	0- 1	0- 0	0- 0				
12- 10	0- 0	0- 0	CONFERENCE	3- 5	5- 2	4- 3				
5- 4	0- 0	0- 0	HOME	1- 2	2- 1	2- 1				
4- 5	0- 0	0- 0	AWAY	1- 2	2- 1	1- 2				
3- 1	0- 0	0- 0	NEUTRAL	1- 1	1- 0	1- 0				

RPI S	Opponent	Score	RPI S	Opponent	Score	RPI S	Opponent	Score	RPI S	Opponent	Score	Team's RPI: 137
42	A Iowa	46 71	42	A Iowa	46 71	56	A Missouri St.	46 78	111	A Wichita St.	41 63	
43	N Marist	47 50	43	N Marist	47 50	56	H Missouri St.	66 69	111	H Wichita St.	56 74	
48	H Iowa St.	64 71	48	H Iowa St.	64 71	68	N Hofstra	60 70	111	N Wichita St.	56 52	
						70	A Creighton	47 44	142	A Indiana St.	67 59	
						70	H Creighton	54 50	142	H Indiana St.	60 43	
						70	N Creighton	38 53	145	A Bradley	77 65	
						100	A Illinois St.	67 71	145	H Bradley	77 62	
						100	H Illinois St.	51 66	151	A UNI	66 68	
						100	N Illinois St.	56 54	151	H UNI	77 82	
									156	A Ill.-Chicago	48 61	
									164	A Wisconsin	65 54	
									189	H North Dakota	74 60	
									218	H Loyola Chicago	65 50	
									231	A Saint Louis	62 60	
									251	H North Dakota St.	57 49	
									252	H Milwaukee	63 51	
									276	A Southern Ill.	59 63	
									276	H Southern Ill.	73 59	
									312	A Evansville	55 51	
									312	H Evansville	67 53	
									312	N Evansville	52 48	
LAST 12 Division I GAMES:												
70	N Creighton	38 53	145	A Bradley	77 65							
111	N Wichita St.	56 52	100	H Illinois St.	51 66							
100	N Illinois St.	56 54	142	H Indiana St.	60 43							
312	N Evansville	52 48	312	A Evansville	55 51							
70	H Creighton	54 50	276	A Southern Ill.	59 63							
151	A UNI	66 68	111	H Wichita St.	56 74							

Non-Div I Games:

Drake

■ Loss,
 ■ Non-Conf, S Site,
 ■ Home
 ■ Away
 N Neutral

Average RPI Win: 147	WON-LOST	WINNING	LAST 12	STRENGTH OF	OPP. STRENGTH	TEAM	ADJ.	CONF.	ADJ CONF.
Average RPI Loss: 74	RECORD	PCT. RANK	GAMES	SCHEDULE	OF SCHEDULE	RPI	RPI	RPI	RPI
DIV. I ONLY	18- 13	119	8- 4	33	75	66	66	7	7
DIV. I NON-CONF.	4- 6	212	0- 0	78	42	152	152	7	7
TOTALS	RPI 1-25	RPI 26-50	W-L RECORDS	RPI 51-100	RPI 101-150	RPI 150+			
18- 13	0- 4	2- 2	OVERALL	2- 3	6- 1	8- 3			
6- 7	0- 2	0- 2	HOME	0- 1	3- 1	3- 1			
9- 5	0- 1	1- 0	AWAY	1- 2	2- 0	5- 2			
3- 1	0- 1	1- 0	NEUTRAL	1- 0	1- 0	0- 0			
4- 6	0- 1	0- 1	NON-CONFERENCE	1- 1	1- 1	2- 2			
1- 3	0- 1	0- 1	HOME	0- 0	1- 1	0- 0			
2- 3	0- 0	0- 0	AWAY	0- 1	0- 0	2- 2			
1- 0	0- 0	0- 0	NEUTRAL	1- 0	0- 0	0- 0			
14- 7	0- 3	2- 1	CONFERENCE	1- 2	5- 0	6- 1			
5- 4	0- 1	0- 1	HOME	0- 1	2- 0	3- 1			
7- 2	0- 1	1- 0	AWAY	1- 1	2- 0	3- 0			
2- 1	0- 1	1- 0	NEUTRAL	0- 0	1- 0	0- 0			

RPI 1-25				RPI 26-50				RPI 51-100 Team's RPI: 66				RPI 101+			
RPI	S	Opponent	Score	RPI	S	Opponent	Score	RPI	S	Opponent	Score	RPI	S	Opponent	Score
7	A	Delaware	49 60	32	H	South Carolina	58 62	58	A	Saint Joseph's	50 59	108	A	Towson	58 53
7	H	Delaware	39 40	35	A	James Madison	60 43	68	A	Hofstra	65 76	108	H	Towson	66 38
7	N	Delaware	43 59	35	H	James Madison	51 56	68	H	Hofstra	61 68	112	A	VCU	47 41
24	H	Princeton	51 63	35	N	James Madison	67 50	77	A	UNC Wilmington	58 43	112	H	VCU	73 63
								97	N	Detroit	61 56	112	N	VCU	65 61
												113	H	LIU Brooklyn	52 60
												141	H	La Salle	72 59
												169	H	George Mason	51 56
												178	A	Seton Hall	64 77
												180	A	Old Dominion	53 45
												196	A	Penn	65 67
												199	A	Pittsburgh	71 50
												205	A	Northeastern	63 41
												205	H	Northeastern	66 39
												221	A	Akron	67 60
												227	A	William & Mary	78 59
												227	H	William & Mary	72 43
												249	H	Georgia St.	65 38
LAST 12 Division I GAMES:															
		7 N Delaware	43 59			7 H Delaware	39 40								
		35 N James Madison	67 50			180 A Old Dominion	53 45								
		112 N VCU	65 61			227 A William & Mary	78 59								
		112 H VCU	73 63			35 H James Madison	51 56								
		108 A Towson	58 53			205 A Northeastern	63 41								
		227 H William & Mary	72 43			169 H George Mason	51 56								

Non-Div I Games:

Drexel

Duke				Through Games Of Sunday, March 11, 2012						
Average RPI Win:	123	WON-LOST	WINNING	LAST 12	STRENGTH OF	OPP. STRENGTH	TEAM	ADJ.	CONF.	ADJ CONF.
Average RPI Loss:	22	RECORD	PCT. RANK	GAMES	SCHEDULE	OF SCHEDULE	RPI	RPI	RPI	RPI
DIV. I ONLY	24- 5	15	9- 3	29	14	10	10	6	6	
DIV. I NON-CONF.	9- 3	61	0- 1	30	4	22	22	6	6	

TOTALS	RPI 1-25	RPI 26-50		W-L RECORDS		RPI 51-100	RPI 101-150		RPI 150+	
24- 5	4- 4	3- 0		OVERALL		6- 1	3- 0		8- 0	
13- 1	3- 1	1- 0		HOME		4- 0	2- 0		3- 0	
10- 2	1- 2	2- 0		AWAY		2- 0	1- 0		4- 0	
1- 2	0- 1	0- 0		NEUTRAL		0- 1	0- 0		1- 0	
9- 3	1- 3	2- 0		NON-CONFERENCE		1- 0	1- 0		4- 0	
5- 1	1- 1	0- 0		HOME		1- 0	1- 0		2- 0	
3- 1	0- 1	2- 0		AWAY		0- 0	0- 0		1- 0	
1- 1	0- 1	0- 0		NEUTRAL		0- 0	0- 0		1- 0	
15- 2	3- 1	1- 0		CONFERENCE		5- 1	2- 0		4- 0	
8- 0	2- 0	1- 0		HOME		3- 0	1- 0		1- 0	
7- 1	1- 1	0- 0		AWAY		2- 0	1- 0		3- 0	
0- 1	0- 0	0- 0		NEUTRAL		0- 1	0- 0		0- 0	

RPI 1-25			Team's RPI: 10
RPI	S	Opponent	Score
3	N	Notre Dame	54 56
4	H	Connecticut	45 61
6	A	Maryland	61 63
6	H	Maryland	80 72
9	A	Kentucky	65 72
12	H	Miami (FL)	74 64
14	A	Georgia Tech	79 62
15	H	Purdue	64 53

RPI 26-50		
RPI	S	Opponent
36	A	BYU
46	A	Temple
50	H	Virginia

RPI 51-100		
RPI	S	Opponent
77	H	UNC Wilmington
86	H	North Carolina St.
86	N	North Carolina St.
88	A	Wake Forest
88	H	Wake Forest
89	A	North Carolina
89	H	North Carolina

RPI 101+		
RPI	S	Opponent
101	A	Florida St.
101	H	Florida St.
117	H	Auburn
199	H	Pittsburgh
204	A	Boston College
224	A	Virginia Tech
224	H	Virginia Tech
233	A	Western Ky.
247	A	Clemson
292	H	S.C. Upstate
322	N	Gardner-Webb

LAST 12 Division I GAMES:			
86	N	North Carolina St.	73 75
89	A	North Carolina	69 63
12	H	Miami (FL)	74 64
6	A	Maryland	61 63
224	H	Virginia Tech	67 45
101	A	Florida St.	67 57
204	A	Boston College	71 62
89	H	North Carolina	96 56
88	H	Wake Forest	75 43
4	H	Connecticut	45 61
247	A	Clemson	81 37
6	H	Maryland	80 72

Non-Div I Games:

Duke

Average RPI Win:	202	WON-LOST	WINNING	LAST 12	STRENGTH OF	OPP. STRENGTH	TEAM	ADJ.	CONF.	ADJ CONF.
Average RPI Loss:	69	RECORD	PCT. RANK	GAMES	SCHEDULE	OF SCHEDULE	RPI	RPI	RPI	RPI
DIV. I ONLY	20- 11	82	6- 6	107	108	81	81	9	9	
DIV. I NON-CONF.	12- 3	43	0- 0	127	167	40	40	8	8	
TOTALS	RPI 1-25	RPI 26-50	W-L RECORDS	RPI 51-100	RPI 101-150	RPI 150+				
20- 11	0- 2	1- 6	OVERALL	1- 1	4- 0	14- 2				
13- 2	0- 1	1- 1	HOME	1- 0	4- 0	7- 0				
5- 8	0- 1	0- 4	AWAY	0- 1	0- 0	5- 2				
2- 1	0- 0	0- 1	NEUTRAL	0- 0	0- 0	2- 0				
12- 3	0- 0	1- 2	NON-CONFERENCE	1- 0	2- 0	8- 1				
8- 0	0- 0	1- 0	HOME	1- 0	2- 0	4- 0				
3- 3	0- 0	0- 2	AWAY	0- 0	0- 0	3- 1				
1- 0	0- 0	0- 0	NEUTRAL	0- 0	0- 0	1- 0				
8- 8	0- 2	0- 4	CONFERENCE	0- 1	2- 0	6- 1				
5- 2	0- 1	0- 1	HOME	0- 0	2- 0	3- 0				
2- 5	0- 1	0- 2	AWAY	0- 1	0- 0	2- 1				
1- 1	0- 0	0- 1	NEUTRAL	0- 0	0- 0	1- 0				

RPI 1-25				RPI 26-50				RPI 51-100 Team's RPI: 81				RPI 101+			
RPI	S	Opponent	Score	RPI	S	Opponent	Score	RPI	S	Opponent	Score	RPI	S	Opponent	Score
16	A	St. Bonaventure	53 61	34	H	Dayton	69 74	58	A	Saint Joseph's	51 72	102	H	Miami (OH)	64 63
16	H	St. Bonaventure	53 58	35	A	James Madison	49 56	85	H	Davidson	84 53	134	H	Charlotte	81 53
				39	H	West Virginia	61 55					140	H	Robert Morris	66 63
				41	A	Florida	49 62					141	H	La Salle	82 52
				46	A	Temple	64 67					157	A	Saint Francis (PA)	74 70
				46	N	Temple	55 64					189	A	North Dakota	80 86
				47	A	Richmond	45 59					199	A	Pittsburgh	70 57
												200	A	Fordham	56 50
												203	H	Xavier	68 49
												221	H	Akron	77 70
												231	A	Saint Louis	55 56
												235	H	Buffalo	90 46
												243	H	George Washington	76 50
												243	N	George Washington	69 55
												251	A	North Dakota St.	74 66
												255	H	Massachusetts	76 62
												258	H	Ohio	83 60
												297	H	Morehead St.	86 53
												314	N	Maine	76 38
												315	A	Rhode Island	63 42
LAST 12 Division I GAMES:															
				46	N	Temple	55 64	134	H	Charlotte	81 53				
				243	N	George Washington	69 55	315	A	Rhode Island	63 42				
				34	H	Dayton	69 74	231	A	Saint Louis	55 56				
				47	A	Richmond	45 59	16	H	St. Bonaventure	53 58				
				141	H	La Salle	82 52	58	A	Saint Joseph's	51 72				
				200	A	Fordham	56 50	255	H	Massachusetts	76 62				

Non-Div I Games:

Duquesne

■ Loss,
 ■ Non-Conf,
 ■ S Site,
 ■ Home
 ■ A Away
 N Neutral

East Carolina

Through Games Of Sunday, March 11, 2012

Average RPI Win:	214	WON-LOST	WINNING	LAST 12	STRENGTH OF	OPP. STRENGTH	TEAM	ADJ.	CONF.	ADJ CONF.
Average RPI Loss:	125	RECORD	PCT. RANK	GAMES	SCHEDULE	OF SCHEDULE	RPI	RPI	RPI	RPI
DIV. I ONLY	10- 19	257	6- 5	96	128	222	222	11	11	
DIV. I NON-CONF.	4- 7	229	0- 0	105	200	219	219	12	12	
TOTALS	RPI 1-25	RPI 26-50	W-L RECORDS	RPI 51-100	RPI 101-150	RPI 150+				
10- 19	0- 1	0- 1	OVERALL	0- 9	1- 1	9- 7				
7- 5	0- 0	0- 1	HOME	0- 3	1- 1	6- 0				
1- 10	0- 0	0- 0	AWAY	0- 4	0- 0	1- 6				
2- 4	0- 1	0- 0	NEUTRAL	0- 2	0- 0	2- 1				
4- 7	0- 1	0- 0	NON-CONFERENCE	0- 3	1- 1	3- 2				
3- 1	0- 0	0- 0	HOME	0- 0	1- 1	2- 0				
0- 3	0- 0	0- 0	AWAY	0- 2	0- 0	0- 1				
1- 3	0- 1	0- 0	NEUTRAL	0- 1	0- 0	1- 1				
6- 12	0- 0	0- 1	CONFERENCE	0- 6	0- 0	6- 5				
4- 4	0- 0	0- 1	HOME	0- 3	0- 0	4- 0				
1- 7	0- 0	0- 0	AWAY	0- 2	0- 0	1- 5				
1- 1	0- 0	0- 0	NEUTRAL	0- 1	0- 0	1- 0				

RPI	S	Opponent	Score	RPI	S	Opponent	Score	RPI	S	Opponent	Score	RPI	S	Opponent	Score	Team's RPI: 222
7	N	Delaware	40 60	44	H	UTEP	56 66	62	A	Hampton	48 76	112	H	VCU	49 62	
								72	H	Tulane	49 63	130	H	Monmouth	75 52	
								72	N	Tulane	51 67	166	A	Tulsa	70 75	
								77	A	UNC Wilmington	53 64	166	N	Tulsa	59 49	
								80	A	Memphis	59 62	173	H	Elon	60 46	
								80	H	Memphis	56 69	174	A	Marshall	63 62	
								89	N	North Carolina	61 65	174	H	Marshall	61 57	
								99	A	UAB	47 58	177	A	Rice	44 66	
								99	H	UAB	39 44	179	A	SMU	44 68	
												195	A	Southern Miss.	57 67	
												195	H	Southern Miss.	70 57	
												212	A	UCF	53 59	
												212	H	UCF	65 50	
												262	A	Col. of Charleston	43 58	
												281	N	Jacksonville	70 64	
												300	N	Lafayette	57 64	
												316	H	Houston	83 77	
												318	H	Delaware St.	54 47	
LAST 12 Division I GAMES:																
		72	N	Tulane	51	67		316	H	Houston	83	77				
		166	N	Tulsa	59	49		174	H	Marshall	61	57				
		195	H	Southern Miss.	70	57		99	A	UAB	47	58				
		174	A	Marshall	63	62		195	A	Southern Miss.	57	67				
		212	H	UCF	65	50		72	H	Tulane	49	63				
		166	A	Tulsa	70	75		80	H	Memphis	56	69				

Non-Div I Games: St. Andrews 109 30 Virginia Intermont 82 33

East Carolina

Loss, Non-Conf, S Site, H Home A Away N Neutral

Average RPI Win:	286	WON-LOST	WINNING	LAST 12	STRENGTH OF	OPP. STRENGTH	TEAM	ADJ.	CONF.	ADJ CONF.
Average RPI Loss:	153	RECORD	PCT. RANK	GAMES	SCHEDULE	OF SCHEDULE	RPI	RPI	RPI	RPI
DIV. I ONLY	8- 22	287	4- 8	105	316	272	272	30	30	
DIV. I NON-CONF.	1- 10	328	0- 1	9	155	230	230	30	30	
TOTALS	RPI 1-25	RPI 26-50	W-L RECORDS	RPI 51-100	RPI 101-150	RPI 150+				
8- 22	0- 1	0- 2	OVERALL	0- 8	1- 1	7- 10				
6- 8	0- 1	0- 1	HOME	0- 2	1- 0	5- 4				
2- 11	0- 0	0- 1	AWAY	0- 3	0- 1	2- 5				
0- 3	0- 0	0- 0	NEUTRAL	0- 2	0- 0	0- 1				
1- 10	0- 1	0- 2	NON-CONFERENCE	0- 5	0- 0	1- 2				
1- 4	0- 1	0- 1	HOME	0- 1	0- 0	1- 1				
0- 4	0- 0	0- 1	AWAY	0- 3	0- 0	0- 0				
0- 2	0- 0	0- 0	NEUTRAL	0- 1	0- 0	0- 1				
7- 12	0- 0	0- 0	CONFERENCE	0- 3	1- 1	6- 8				
5- 4	0- 0	0- 0	HOME	0- 1	1- 0	4- 3				
2- 7	0- 0	0- 0	AWAY	0- 1	0- 1	2- 5				
0- 1	0- 0	0- 0	NEUTRAL	0- 1	0- 0	0- 0				

RPI 1-25				RPI 26-50				RPI 51-100				RPI 101+				Team's RPI: 272	
RPI	S	Opponent	Score	RPI	S	Opponent	Score	RPI	S	Opponent	Score	RPI	S	Opponent	Score		
18	H	LSU	68 71	37	H	Middle Tenn.	63 78	56	A	Missouri St.	70 81	124	A	Stetson	60 68		
				47	A	Richmond	39 66	57	A	Fla. Gulf Coast	60 88	124	H	Stetson	74 72		
								57	H	Fla. Gulf Coast	64 71	194	N	Manhattan	53 86		
								57	N	Fla. Gulf Coast	63 79	214	H	Tennessee Tech	76 87		
								59	H	Chattanooga	80 88	256	A	Belmont	44 49		
								74	A	Appalachian St.	65 89	256	H	Belmont	75 88		
								89	A	North Carolina	77 93	264	A	Kennesaw St.	68 78		
								99	N	UAB	47 59	264	H	Kennesaw St.	77 61		
												274	A	North Florida	67 70		
												274	H	North Florida	69 74		
												281	A	Jacksonville	44 70		
												281	H	Jacksonville	82 88		
												292	A	S.C. Upstate	68 74		
												292	H	S.C. Upstate	67 64		
												297	H	Morehead St.	68 57		
												325	A	Mercer	75 59		
												325	H	Mercer	72 46		
												331	A	Lipscomb	59 39		
												331	H	Lipscomb	89 52		
LAST 12 Division I GAMES:																	
				57	N	Fla. Gulf Coast	63 79	281	H	Jacksonville	82 88						
				57	H	Fla. Gulf Coast	64 71	264	A	Kennesaw St.	68 78						
				124	H	Stetson	74 72	325	A	Mercer	75 59						
				256	A	Belmont	44 49	292	A	S.C. Upstate	68 74						
				331	A	Lipscomb	59 39	18	H	LSU	68 71						
				274	H	North Florida	69 74	331	H	Lipscomb	89 52						

Non-Div I Games:

East Tenn. St.

■ Loss,
 ■ Non-Conf,
 ■ S Site,
 ■ Home
 ■ A Away
 N Neutral

Average RPI Win:	241	WON-LOST	WINNING	LAST 12	STRENGTH OF	OPP. STRENGTH	TEAM	ADJ.	CONF.	ADJ CONF.
Average RPI Loss:	193	RECORD	PCT. RANK	GAMES	SCHEDULE	OF SCHEDULE	RPI	RPI	RPI	RPI
DIV. I ONLY	21- 8	52	8- 4	313	306	120	120	31	31	
DIV. I NON-CONF.	8- 4	88	0- 0	287	142	108	108	32	32	
TOTALS	RPI 1-25	RPI 26-50	W-L RECORDS	RPI 51-100	RPI 101-150	RPI 150+				
21- 8	0- 0	0- 0	OVERALL	1- 0	3- 2	17- 6				
11- 1	0- 0	0- 0	HOME	1- 0	2- 0	8- 1				
10- 6	0- 0	0- 0	AWAY	0- 0	1- 2	9- 4				
0- 1	0- 0	0- 0	NEUTRAL	0- 0	0- 0	0- 1				
8- 4	0- 0	0- 0	NON-CONFERENCE	1- 0	2- 1	5- 3				
4- 0	0- 0	0- 0	HOME	1- 0	1- 0	2- 0				
4- 4	0- 0	0- 0	AWAY	0- 0	1- 1	3- 3				
0- 0	0- 0	0- 0	NEUTRAL	0- 0	0- 0	0- 0				
13- 4	0- 0	0- 0	CONFERENCE	0- 0	1- 1	12- 3				
7- 1	0- 0	0- 0	HOME	0- 0	1- 0	6- 1				
6- 2	0- 0	0- 0	AWAY	0- 0	0- 1	6- 1				
0- 1	0- 0	0- 0	NEUTRAL	0- 0	0- 0	0- 1				

RPI S	Opponent	Score	RPI S	Opponent	Score	RPI S	Opponent	Score	RPI S	Opponent	Score	Team's RPI: 120
						100 H	Illinois St.	83 69	105 A	UT Martin	86 94	
									105 H	UT Martin	70 63	
									119 A	Missouri	54 56	
									142 H	Indiana St.	75 60	
									145 A	Bradley	59 58	
									156 A	Ill.-Chicago	50 66	
									165 A	SIU Edwardsville	73 70	
									165 H	SIU Edwardsville	54 59	
									201 H	Northern Ill.	72 62	
									203 A	Xavier	60 54	
									214 A	Tennessee Tech	52 51	
									214 N	Tennessee Tech	72 81	
									232 A	Sacramento St.	85 89	
									236 H	Western Ill.	88 55	
									254 A	IUPUI	64 49	
									257 A	Valparaiso	50 53	
									273 A	Eastern Ky.	79 76	
									273 H	Eastern Ky.	64 51	
									289 A	San Jose St.	93 71	
									290 H	Austin Peay	80 46	
									294 A	Murray St.	80 63	
									294 H	Murray St.	76 51	
									297 A	Morehead St.	57 59	
									297 H	Morehead St.	78 58	
									305 H	Tennessee St.	88 73	
									323 A	Southeast Mo. St.	73 46	
LAST 12 Division I GAMES:												
			214 N	Tennessee Tech	72 81		273 H	Eastern Ky.	64 51			
			273 A	Eastern Ky.	79 76		297 H	Morehead St.	78 58			
			297 A	Morehead St.	57 59		323 H	Southeast Mo. St.	74 48			
			165 H	SIU Edwardsville	54 59		294 A	Murray St.	80 63			
			214 A	Tennessee Tech	52 51		340 A	Jacksonville St.	71 55			
			105 A	UT Martin	86 94		305 H	Tennessee St.	88 73			

Non-Div I Games: Oakland City 93 32

Eastern Ill.

■ Loss,
 ■ Non-Conf,
 ■ S Site,
 ■ Home
 ■ A Away
 N Neutral

RPI	S	Opponent	Score
323	H	Southeast Mo. St.	74 48
340	A	Jacksonville St.	71 55

Eastern Ill.

E
a
s
t
e
r
n
I
l
l
.

E
a
s
t
e
r
n
I
l
l
.

Average RPI Win:	302	WON-LOST	WINNING	LAST 12	STRENGTH OF	OPP. STRENGTH	TEAM	ADJ.	CONF.	ADJ CONF.
Average RPI Loss:	175	RECORD	PCT. RANK	GAMES	SCHEDULE	OF SCHEDULE	RPI	RPI	RPI	RPI
DIV. I ONLY	12- 16	214	4- 8	320	323	273	273	31	31	
DIV. I NON-CONF.	4- 6	212	1- 0	289	244	262	262	32	32	
TOTALS	RPI 1-25	RPI 26-50	W-L RECORDS	RPI 51-100	RPI 101-150	RPI 150+				
12- 16	0- 1	0- 0	OVERALL	0- 1	0- 4	12- 10				
5- 6	0- 1	0- 0	HOME	0- 0	0- 2	5- 3				
5- 7	0- 0	0- 0	AWAY	0- 0	0- 2	5- 5				
2- 3	0- 0	0- 0	NEUTRAL	0- 1	0- 0	2- 2				
4- 6	0- 1	0- 0	NON-CONFERENCE	0- 1	0- 1	4- 3				
2- 1	0- 1	0- 0	HOME	0- 0	0- 0	2- 0				
1- 3	0- 0	0- 0	AWAY	0- 0	0- 1	1- 2				
1- 2	0- 0	0- 0	NEUTRAL	0- 1	0- 0	1- 1				
8- 10	0- 0	0- 0	CONFERENCE	0- 0	0- 3	8- 7				
3- 5	0- 0	0- 0	HOME	0- 0	0- 2	3- 3				
4- 4	0- 0	0- 0	AWAY	0- 0	0- 1	4- 3				
1- 1	0- 0	0- 0	NEUTRAL	0- 0	0- 0	1- 1				

RPI S	Opponent	Score	RPI S	Opponent	Score	RPI S	Opponent	Score	RPI S	Opponent	Score	Team's RPI: 273
23	H Louisville	53 77				74	N Appalachian St.	62 64	102	A Miami (OH)	55 60	
									105	H UT Martin	61 84	
									120	A Eastern Ill.	51 64	
									120	H Eastern Ill.	76 79	
									165	A SIU Edwardsville	53 64	
									165	H SIU Edwardsville	55 66	
									187	N Campbell	52 64	
									203	A Xavier	61 66	
									214	A Tennessee Tech	51 66	
									214	H Tennessee Tech	67 82	
									214	N Tennessee Tech	65 81	
									256	H Belmont	60 46	
									278	H Longwood	80 62	
									290	A Austin Peay	61 59	
									290	H Austin Peay	63 66	
									291	A Western Mich.	71 60	
									294	A Murray St.	62 61	
									297	A Morehead St.	58 68	
									297	H Morehead St.	78 68	
									305	A Tennessee St.	73 66	
									305	H Tennessee St.	79 59	
									305	N Tennessee St.	70 55	
									312	A Evansville	56 63	
									323	H Southeast Mo. St.	52 37	
									334	N Chicago St.	67 56	
									340	A Jacksonville St.	80 76	
LAST 12 Division I GAMES:												
214	N Tennessee Tech	65 81	120	A Eastern Ill.	51 64							
305	N Tennessee St.	70 55	165	A SIU Edwardsville	53 64							
120	H Eastern Ill.	76 79	305	A Tennessee St.	73 66							
165	H SIU Edwardsville	55 66	214	H Tennessee Tech	67 82							
214	A Tennessee Tech	51 66	278	H Longwood	80 62							
297	H Morehead St.	78 68	105	H UT Martin	61 84							

Non-Div I Games: Ky. Christian 97 61

Eastern Ky.

■ Loss,
■ Non-Conf,
■ S Site,
■ Home
■ A Away
N Neutral

Average RPI Win:	196	WON-LOST	WINNING	LAST 12	STRENGTH OF	OPP. STRENGTH	TEAM	ADJ.	CONF.	ADJ CONF.
Average RPI Loss:	120	RECORD	PCT. RANK	GAMES	SCHEDULE	OF SCHEDULE	RPI	RPI	RPI	RPI
DIV. I ONLY	22- 8	44	11- 1	123	137	49	49	12	12	
DIV. I NON-CONF.	7- 5	122	0- 0	98	143	84	84	13	13	
TOTALS	RPI 1-25	RPI 26-50	W-L RECORDS	RPI 51-100	RPI 101-150	RPI 150+				
22- 8	0- 1	1- 0	OVERALL	3- 3	3- 2	15- 2				
10- 1	0- 0	1- 0	HOME	1- 0	2- 1	6- 0				
9- 7	0- 1	0- 0	AWAY	1- 3	0- 1	8- 2				
3- 0	0- 0	0- 0	NEUTRAL	1- 0	1- 0	1- 0				
7- 5	0- 1	1- 0	NON-CONFERENCE	0- 2	0- 1	6- 1				
2- 1	0- 0	1- 0	HOME	0- 0	0- 1	1- 0				
4- 4	0- 1	0- 0	AWAY	0- 2	0- 0	4- 1				
1- 0	0- 0	0- 0	NEUTRAL	0- 0	0- 0	1- 0				
15- 3	0- 0	0- 0	CONFERENCE	3- 1	3- 1	9- 1				
8- 0	0- 0	0- 0	HOME	1- 0	2- 0	5- 0				
5- 3	0- 0	0- 0	AWAY	1- 1	0- 1	4- 1				
2- 0	0- 0	0- 0	NEUTRAL	1- 0	1- 0	0- 0				

RPI 1-25				RPI 26-50				Team's RPI: 49				RPI 51-100				RPI 101+			
RPI	S	Opponent	Score	RPI	S	Opponent	Score	RPI	S	Opponent	Score	RPI	S	Opponent	Score	RPI	S	Opponent	Score
22	A	Green Bay	53 84	45	H	Michigan	77 64	63	A	Michigan St.	59 60	102	H	Miami (OH)	77 66				
								73	A	Bowling Green	54 70	132	A	Central Mich.	46 61				
								78	A	Toledo	70 66	132	H	Central Mich.	73 60				
								78	H	Toledo	54 33	132	N	Central Mich.	72 71				
								78	N	Toledo	59 57	150	H	UMKC	68 70				
								97	A	Detroit	69 70	152	A	Seattle	72 75				
												201	A	Northern Ill.	77 57				
												201	H	Northern Ill.	64 52				
												205	A	Northeastern	83 53				
												218	A	Loyola Chicago	63 55				
												221	H	Akron	91 46				
												226	H	Wyoming	65 43				
												231	N	Saint Louis	66 55				
												235	A	Buffalo	72 54				
												246	A	Canisius	65 53				
												258	A	Ohio	63 53				
												265	A	Cornell	54 52				
												271	A	Ball St.	51 54				
												271	H	Ball St.	74 43				
												291	A	Western Mich.	83 56				
												291	H	Western Mich.	84 59				
												299	H	Kent St.	83 47				
LAST 12 Division I GAMES:																			
132	N	Central Mich.	72 71	291	A	Western Mich.	83 56												
78	N	Toledo	59 57	299	H	Kent St.	83 47												
132	A	Central Mich.	46 61	102	H	Miami (OH)	77 66												
271	H	Ball St.	74 43	258	A	Ohio	63 53												
78	H	Toledo	54 33	221	H	Akron	91 46												
201	A	Northern Ill.	77 57	235	A	Buffalo	72 54												

Non-Div I Games: Marygrove 110 31

Eastern Mich.

■ Loss,
■ Non-Conf, S Site,
■ Home
■ Away
N Neutral

Average RPI Win:	222	WON-LOST	WINNING	LAST 12	STRENGTH OF	OPP. STRENGTH	TEAM	ADJ.	CONF.	ADJ CONF.
Average RPI Loss:	114	RECORD	PCT. RANK	GAMES	SCHEDULE	OF SCHEDULE	RPI	RPI	RPI	RPI
DIV. I ONLY	14- 14	163	6- 6	136	139	161	161	17	17	
DIV. I NON-CONF.	4- 7	229	0- 0	40	72	156	156	15	15	
TOTALS	RPI 1-25	RPI 26-50	W-L RECORDS	RPI 51-100	RPI 101-150	RPI 150+				
14- 14	0- 1	0- 1	OVERALL	1- 5	2- 3	11- 4				
6- 7	0- 0	0- 0	HOME	1- 3	1- 1	4- 3				
7- 6	0- 1	0- 1	AWAY	0- 2	1- 2	6- 0				
1- 1	0- 0	0- 0	NEUTRAL	0- 0	0- 0	1- 1				
4- 7	0- 1	0- 1	NON-CONFERENCE	1- 3	0- 1	3- 1				
2- 3	0- 0	0- 0	HOME	1- 2	0- 0	1- 1				
1- 4	0- 1	0- 1	AWAY	0- 1	0- 1	1- 0				
1- 0	0- 0	0- 0	NEUTRAL	0- 0	0- 0	1- 0				
10- 7	0- 0	0- 0	CONFERENCE	0- 2	2- 2	8- 3				
4- 4	0- 0	0- 0	HOME	0- 1	1- 1	3- 2				
6- 2	0- 0	0- 0	AWAY	0- 1	1- 1	5- 0				
0- 1	0- 0	0- 0	NEUTRAL	0- 0	0- 0	0- 1				

RPI 1-25				RPI 26-50				RPI 51-100				RPI 101+ Team's RPI: 161			
RPI	S	Opponent	Score	RPI	S	Opponent	Score	RPI	S	Opponent	Score	RPI	S	Opponent	Score
21	A	Gonzaga	69 75	36	A	BYU	58 77	65	A	Arizona St.	43 74	110	A	Northern Colo.	49 56
								67	A	Idaho St.	58 63	110	H	Northern Colo.	53 56
								67	H	Idaho St.	50 63	125	A	Pacific	60 69
								68	H	Hofstra	69 90	136	A	Montana St.	66 52
								76	H	San Diego	68 57	136	H	Montana St.	79 73
								83	H	Oregon St.	60 74	168	A	Montana	67 57
												168	H	Montana	46 53
												183	A	Portland	76 60
												192	A	Portland St.	75 67
												192	H	Portland St.	69 76
												230	N	Arkansas St.	72 51
												232	A	Sacramento St.	90 84
												232	H	Sacramento St.	78 62
												232	N	Sacramento St.	61 71
												245	H	Boise St.	63 72
												260	H	Idaho	76 61
												295	A	Northern Ariz.	74 56
												295	H	Northern Ariz.	84 58
												333	A	Weber St.	72 60
												333	H	Weber St.	78 45
LAST 12 Division I GAMES:															
				232	N	Sacramento St.	61 71	232	A	Sacramento St.	90 84				
				67	A	Idaho St.	58 63	295	H	Northern Ariz.	84 58				
				67	H	Idaho St.	50 63	136	A	Montana St.	66 52				
				192	H	Portland St.	69 76	168	A	Montana	67 57				
				110	A	Northern Colo.	49 56	192	A	Portland St.	75 67				
				333	H	Weber St.	78 45	110	H	Northern Colo.	53 56				

Non-Div I Games: Eastern Ore. 68 55 Corban 89 54

Eastern Wash.

Loss, Non-Conf, S Site, H Home A Away N Neutral

Average RPI Win:	258	WON-LOST	WINNING	LAST 12	STRENGTH OF	OPP. STRENGTH	TEAM	ADJ.	CONF.	ADJ CONF.
Average RPI Loss:	117	RECORD	PCT. RANK	GAMES	SCHEDULE	OF SCHEDULE	RPI	RPI	RPI	RPI
DIV. I ONLY	14- 14	163	7- 5	208	207	173	173	14	14	
DIV. I NON-CONF.	2- 5	266	0- 0	272	180	292	292	20	20	
TOTALS	RPI 1-25	RPI 26-50	W-L RECORDS	RPI 51-100	RPI 101-150	RPI 150+				
14- 14	0- 0	0- 1	OVERALL	0- 6	1- 4	13- 3				
8- 3	0- 0	0- 0	HOME	0- 3	1- 0	7- 0				
5- 8	0- 0	0- 1	AWAY	0- 3	0- 2	5- 2				
1- 3	0- 0	0- 0	NEUTRAL	0- 0	0- 2	1- 1				
2- 5	0- 0	0- 1	NON-CONFERENCE	0- 0	0- 2	2- 2				
1- 0	0- 0	0- 0	HOME	0- 0	0- 0	1- 0				
0- 3	0- 0	0- 1	AWAY	0- 0	0- 1	0- 1				
1- 2	0- 0	0- 0	NEUTRAL	0- 0	0- 1	1- 1				
12- 9	0- 0	0- 0	CONFERENCE	0- 6	1- 2	11- 1				
7- 3	0- 0	0- 0	HOME	0- 3	1- 0	6- 0				
5- 5	0- 0	0- 0	AWAY	0- 3	0- 1	5- 1				
0- 1	0- 0	0- 0	NEUTRAL	0- 0	0- 1	0- 0				

RPI 1-25				RPI 26-50				RPI 51-100				RPI 101+				Team's RPI: 173	
RPI	S	Opponent	Score	RPI	S	Opponent	Score	RPI	S	Opponent	Score	RPI	S	Opponent	Score		
				39	A	West Virginia	36 84	59	A	Chattanooga	65 80	104	A	Samford	53 67		
								59	H	Chattanooga	46 59	104	H	Samford	69 44		
								74	A	Appalachian St.	68 84	104	N	Samford	36 67		
								74	H	Appalachian St.	58 72	134	A	Charlotte	58 89		
								85	A	Davidson	66 75	140	N	Robert Morris	65 69		
								85	H	Davidson	51 78	187	H	Campbell	89 88		
												202	A	Furman	60 75		
												202	H	Furman	76 58		
												222	A	East Carolina	46 60		
												234	A	Western Caro.	51 45		
												234	H	Western Caro.	73 46		
												255	N	Massachusetts	56 76		
												262	A	Col. of Charleston	63 50		
												262	H	Col. of Charleston	51 46		
												283	A	Wofford	74 68		
												283	H	Wofford	72 59		
												303	A	Ga. Southern	83 53		
												303	H	Ga. Southern	61 60		
												308	A	UNC Greensboro	69 50		
												308	H	UNC Greensboro	57 43		
												336	N	Wagner	60 57		
LAST 12 Division I GAMES:																	
				104	N	Samford	36 67	85	H	Davidson	51 78						
				234	H	Western Caro.	73 46	308	A	UNC Greensboro	69 50						
				283	H	Wofford	72 59	202	H	Furman	76 58						
				262	A	Col. of Charleston	63 50	59	A	Chattanooga	65 80						
				303	A	Ga. Southern	83 53	104	A	Samford	53 67						
				74	A	Appalachian St.	68 84	308	H	UNC Greensboro	57 43						

Non-Div I Games: Virginia Intermont 105 53 Virginia Union 70 46

Elon

Loss, Non-Conf, S Site, H Home A Away N Neutral

Average RPI Win: 224	WON-LOST	WINNING	LAST 12	STRENGTH OF	OPP. STRENGTH	TEAM	ADJ.	CONF.	ADJ CONF.
Average RPI Loss: 147	RECORD	PCT. RANK	GAMES	SCHEDULE	OF SCHEDULE	RPI	RPI	RPI	RPI
DIV. I ONLY	5- 25	322	1- 11	152	150	312	312	10	10
DIV. I NON-CONF.	3- 8	269	0- 0	248	334	303	303	10	10
TOTALS	RPI 1-25	RPI 26-50	W-L RECORDS	RPI 51-100	RPI 101-150	RPI 150+			
5- 25	0- 0	0- 0	OVERALL	1- 6	1- 11	3- 8			
4- 9	0- 0	0- 0	HOME	1- 2	1- 3	2- 4			
0- 14	0- 0	0- 0	AWAY	0- 4	0- 7	0- 3			
1- 2	0- 0	0- 0	NEUTRAL	0- 0	0- 1	1- 1			
3- 8	0- 0	0- 0	NON-CONFERENCE	0- 1	0- 3	3- 4			
2- 2	0- 0	0- 0	HOME	0- 0	0- 0	2- 2			
0- 5	0- 0	0- 0	AWAY	0- 1	0- 3	0- 1			
1- 1	0- 0	0- 0	NEUTRAL	0- 0	0- 0	1- 1			
2- 17	0- 0	0- 0	CONFERENCE	1- 5	1- 8	0- 4			
2- 7	0- 0	0- 0	HOME	1- 2	1- 3	0- 2			
0- 9	0- 0	0- 0	AWAY	0- 3	0- 4	0- 2			
0- 1	0- 0	0- 0	NEUTRAL	0- 0	0- 1	0- 0			

RPI S	Opponent	Score	RPI S	Opponent	Score	RPI S	Opponent	Score	RPI S	Opponent	Score	Team's RPI: 312
						56	A Missouri St.	62 76	105	A UT Martin	69 78	
						56	H Missouri St.	49 74	107	A Cincinnati	34 64	
						70	A Creighton	33 65	111	A Wichita St.	43 69	
						70	H Creighton	48 45	111	H Wichita St.	51 57	
						73	A Bowling Green	54 71	119	A Missouri	51 74	
						100	A Illinois St.	49 62	137	A Drake	53 67	
						100	H Illinois St.	59 62	137	H Drake	51 55	
									137	N Drake	48 52	
									142	A Indiana St.	54 73	
									142	H Indiana St.	47 58	
									145	A Bradley	64 82	
									145	H Bradley	71 59	
									151	A UNI	53 58	
									151	H UNI	51 61	
									174	H Marshall	48 60	
									223	N Brown	47 55	
									271	H Ball St.	50 55	
									273	H Eastern Ky.	63 56	
									276	A Southern Ill.	46 72	
									276	H Southern Ill.	60 74	
									294	A Murray St.	61 76	
									294	H Murray St.	78 48	
									338	N Troy	59 49	
LAST 12 Division I GAMES:												
			137	N Drake	48 52	137	H Drake	51 55				
			142	H Indiana St.	47 58	70	H Creighton	48 45				
			100	H Illinois St.	59 62	151	A UNI	53 58				
			276	A Southern Ill.	46 72	145	A Bradley	64 82				
			111	A Wichita St.	43 69	276	H Southern Ill.	60 74				
			56	A Missouri St.	62 76	56	H Missouri St.	49 74				

Non-Div I Games:

Evansville

Average RPI Win:	232	WON-LOST	WINNING	LAST 12	STRENGTH OF	OPP. STRENGTH	TEAM	ADJ.	CONF.	ADJ CONF.
Average RPI Loss:	113	RECORD	PCT. RANK	GAMES	SCHEDULE	OF SCHEDULE	RPI	RPI	RPI	RPI
DIV. I ONLY	21- 10	76	9- 3	240	192	133	133	18	18	
DIV. I NON-CONF.	9- 3	61	0- 0	237	235	127	127	16	16	
TOTALS	RPI 1-25	RPI 26-50	W-L RECORDS	RPI 51-100	RPI 101-150	RPI 150+				
21- 10	0- 1	0- 3	OVERALL	1- 2	4- 0	16- 4				
12- 4	0- 1	0- 1	HOME	1- 1	3- 0	8- 1				
5- 5	0- 0	0- 1	AWAY	0- 1	0- 0	5- 3				
4- 1	0- 0	0- 1	NEUTRAL	0- 0	1- 0	3- 0				
9- 3	0- 1	0- 0	NON-CONFERENCE	1- 1	2- 0	6- 1				
6- 2	0- 1	0- 0	HOME	1- 1	2- 0	3- 0				
1- 1	0- 0	0- 0	AWAY	0- 0	0- 0	1- 1				
2- 0	0- 0	0- 0	NEUTRAL	0- 0	0- 0	2- 0				
12- 7	0- 0	0- 3	CONFERENCE	0- 1	2- 0	10- 3				
6- 2	0- 0	0- 1	HOME	0- 0	1- 0	5- 1				
4- 4	0- 0	0- 1	AWAY	0- 1	0- 0	4- 2				
2- 1	0- 0	0- 1	NEUTRAL	0- 0	1- 0	1- 0				

RPI	S	Opponent	Score	RPI	S	Opponent	Score	RPI	S	Opponent	Score	RPI	S	Opponent	Score	Team's RPI: 133
6	H	Maryland	52 84	37	A	Middle Tenn.	53 58	57	H	Fla. Gulf Coast	72 80	117	H	Auburn	64 55	
				37	H	Middle Tenn.	60 74	79	H	Albany (NY)	69 56	128	H	Denver	58 42	
				37	N	Middle Tenn.	53 63	94	A	UALR	58 63	128	N	Denver	67 59	
												144	H	Florida A&M	79 64	
												163	A	Fla. Atlantic	49 51	
												163	H	Fla. Atlantic	49 50	
												176	A	South Ala.	50 48	
												176	H	South Ala.	58 55	
												208	H	North Texas	68 65	
												212	A	UCF	61 46	
												230	A	Arkansas St.	52 45	
												233	A	Western Ky.	48 65	
												233	H	Western Ky.	60 56	
												248	H	La.-Monroe	65 55	
												279	H	CSU Bakersfield	82 59	
												281	H	Jacksonville	63 37	
												298	H	Morgan St.	77 60	
												301	A	UTSA	54 61	
												304	A	La.-Lafayette	78 48	
												304	N	La.-Lafayette	74 53	
												318	N	Delaware St.	73 57	
												338	A	Troy	65 41	
												338	H	Troy	74 52	
												340	N	Jacksonville St.	79 52	
LAST 12 Division I GAMES:																
				37	N	Middle Tenn.	53 63	94	A	UALR	58 63					
				128	N	Denver	67 59	128	H	Denver	58 42					
				304	N	La.-Lafayette	74 53	208	H	North Texas	68 65					
				176	H	South Ala.	58 55	163	A	Fla. Atlantic	49 51					
				338	H	Troy	74 52	338	A	Troy	65 41					
				230	A	Arkansas St.	52 45	233	H	Western Ky.	60 56					

Non-Div I Games: Lynn 68 30

FIU

Loss, Non-Conf, S Site, H Home A Away N Neutral

Fairfield

Through Games Of Sunday, March 11, 2012

Average RPI Win:	247	WON-LOST	WINNING	LAST 12	STRENGTH OF	OPP. STRENGTH	TEAM	ADJ.	CONF.	ADJ CONF.
Average RPI Loss:	102	RECORD	PCT. RANK	GAMES	SCHEDULE	OF SCHEDULE	RPI	RPI	RPI	RPI
DIV. I ONLY	24- 8	34	9- 3	295	186	95	95	22	22	
DIV. I NON-CONF.	7- 4	98	0- 0	317	121	157	157	21	21	
TOTALS	RPI 1-25	RPI 26-50	W-L RECORDS	RPI 51-100	RPI 101-150	RPI 150+				
24- 8	0- 1	0- 3	OVERALL	0- 1	2- 1	22- 2				
11- 1	0- 0	0- 1	HOME	0- 0	1- 0	10- 0				
10- 5	0- 1	0- 1	AWAY	0- 1	1- 0	9- 2				
3- 2	0- 0	0- 1	NEUTRAL	0- 0	0- 1	3- 0				
7- 4	0- 1	0- 0	NON-CONFERENCE	0- 1	2- 1	5- 1				
3- 0	0- 0	0- 0	HOME	0- 0	1- 0	2- 0				
3- 3	0- 1	0- 0	AWAY	0- 1	1- 0	2- 1				
1- 1	0- 0	0- 0	NEUTRAL	0- 0	0- 1	1- 0				
17- 4	0- 0	0- 3	CONFERENCE	0- 0	0- 0	17- 1				
8- 1	0- 0	0- 1	HOME	0- 0	0- 0	8- 0				
7- 2	0- 0	0- 1	AWAY	0- 0	0- 0	7- 1				
2- 1	0- 0	0- 1	NEUTRAL	0- 0	0- 0	2- 0				

RPI S	Opponent	Score	RPI S	Opponent	Score	RPI S	Opponent	Score	RPI S	Opponent	Score
4	A Connecticut	40 93	43	A Marist	54 60	84	A Quinnipiac	55 64	125	H Pacific	56 47
			43	H Marist	47 59				127	N Providence	43 75
			43	N Marist	35 61				141	A La Salle	55 52
									193	A Loyola Maryland	48 55
									193	H Loyola Maryland	44 42
									194	A Manhattan	63 59
									194	H Manhattan	58 49
									217	A Niagara	56 50
									217	H Niagara	57 46
									223	A Brown	63 55
									229	A Iona	78 64
									229	H Iona	62 58
									229	N Iona	61 45
									242	A Siena	68 49
									242	H Siena	52 48
									242	N Siena	63 48
									246	A Canisius	63 51
									246	H Canisius	55 43
									275	A Vermont	48 65
									288	A Rider	49 30
									288	H Rider	51 35
									315	N Rhode Island	66 56
									317	A Saint Peter's	59 47
									317	H Saint Peter's	61 44
									327	A St. Francis (NY)	53 30
									328	H Stony Brook	42 34

LAST 12 Division I GAMES:

43	N	Marist	35	61	217	A	Niagara	56	50
242	N	Siena	63	48	193	A	Loyola Maryland	48	55
229	N	Iona	61	45	43	A	Marist	54	60
288	A	Rider	49	30	317	H	Saint Peter's	61	44
193	H	Loyola Maryland	44	42	288	H	Rider	51	35
246	A	Canisius	63	51	229	A	Iona	78	64

Non-Div I Games:

Fairfield

■ Loss,
 ■ Non-Conf,
 ■ S Site,
 ■ Home
 ■ A Away
 N Neutral

RPI	S	Opponent	Score
339	H	Columbia	54 44

F
a
i
r
f
i
e
l
d

F
a
i
r
f
i
e
l
d

Fairfield

Average RPI Win:	255	WON-LOST	WINNING	LAST 12	STRENGTH OF	OPP. STRENGTH	TEAM	ADJ.	CONF.	ADJ CONF.
Average RPI Loss:	150	RECORD	PCT. RANK	GAMES	SCHEDULE	OF SCHEDULE	RPI	RPI	RPI	RPI
DIV. I ONLY	13- 18	216	4- 8	265	199	239	239	15	15	
DIV. I NON-CONF.	5- 7	208	0- 0	292	210	263	263	22	22	
TOTALS	RPI 1-25	RPI 26-50	W-L RECORDS	RPI 51-100	RPI 101-150	RPI 150+				
13- 18	0- 1	0- 1	OVERALL	1- 3	2- 5	10- 8				
6- 8	0- 0	0- 0	HOME	1- 2	0- 4	5- 2				
6- 9	0- 0	0- 0	AWAY	0- 1	2- 1	4- 6				
1- 1	0- 0	0- 1	NEUTRAL	0- 0	0- 0	1- 0				
5- 7	0- 1	0- 1	NON-CONFERENCE	0- 1	0- 1	5- 3				
3- 2	0- 0	0- 0	HOME	0- 1	0- 1	3- 0				
1- 4	0- 1	0- 0	AWAY	0- 0	0- 0	1- 3				
1- 1	0- 0	0- 1	NEUTRAL	0- 0	0- 0	1- 0				
8- 11	0- 0	0- 0	CONFERENCE	1- 2	2- 4	5- 5				
3- 6	0- 0	0- 0	HOME	1- 1	0- 3	2- 2				
5- 5	0- 0	0- 0	AWAY	0- 1	2- 1	3- 3				
0- 0	0- 0	0- 0	NEUTRAL	0- 0	0- 0	0- 0				

RPI 1-25				RPI 26-50				RPI 51-100				RPI 101+ Team's RPI: 239			
RPI	S	Opponent	Score	RPI	S	Opponent	Score	RPI	S	Opponent	Score	RPI	S	Opponent	Score
4	A	Connecticut	28 74	34	N	Dayton	48 84	53	H	Howard	56 66	113	A	LIU Brooklyn	71 65
								60	A	Sacred Heart	58 62	113	H	LIU Brooklyn	67 70
								60	H	Sacred Heart	47 62	130	A	Monmouth	72 64
								84	H	Quinnipiac	74 65	130	H	Monmouth	60 64
												140	A	Robert Morris	50 79
												140	H	Robert Morris	49 73
												147	H	Yale	51 80
												157	A	Saint Francis (PA)	56 69
												157	H	Saint Francis (PA)	58 60
												197	A	Mt. St. Mary's	51 62
												197	H	Mt. St. Mary's	63 58
												204	A	Boston College	57 68
												216	A	Central Conn. St.	49 51
												235	N	Buffalo	63 54
												244	A	Bryant	54 43
												268	A	Army	37 51
												288	A	Rider	68 69
												317	H	Saint Peter's	55 46
												326	A	NJIT	68 57
												327	A	St. Francis (NY)	70 60
												327	H	St. Francis (NY)	47 62
												328	H	Stony Brook	51 48
												336	A	Wagner	66 62
												336	H	Wagner	86 49
												339	H	Columbia	71 51
LAST 12 Division I GAMES:															
		60	A	Sacred Heart	58	62				130	A	Monmouth	72	64	
		113	H	LIU Brooklyn	67	70				84	H	Quinnipiac	74	65	
		327	H	St. Francis (NY)	47	62				60	H	Sacred Heart	47	62	
		336	A	Wagner	66	62				244	A	Bryant	54	43	
		197	A	Mt. St. Mary's	51	62				216	A	Central Conn. St.	49	51	
		130	H	Monmouth	60	64				140	H	Robert Morris	49	73	

Non-Div I Games:

Fairleigh Dickinson

■ Loss,
 ■ Non-Conf,
 ■ S Site,
 ■ H Home
 ■ A Away
 N Neutral

Fla. Atlantic

Through Games Of Sunday, March 11, 2012

Average RPI Win:	238	WON-LOST	WINNING	LAST 12	STRENGTH OF	OPP. STRENGTH	TEAM	ADJ.	CONF.	ADJ CONF.
Average RPI Loss:	129	RECORD	PCT. RANK	GAMES	SCHEDULE	OF SCHEDULE	RPI	RPI	RPI	RPI
DIV. I ONLY	15- 12	137	8- 4	210	206	163	163	18	18	
DIV. I NON-CONF.	3- 6	239	0- 0	230	263	274	274	16	16	
TOTALS	RPI 1-25	RPI 26-50	W-L RECORDS	RPI 51-100	RPI 101-150	RPI 150+				
15- 12	0- 0	0- 3	OVERALL	0- 3	3- 1	12- 5				
9- 2	0- 0	0- 1	HOME	0- 0	2- 0	7- 1				
4- 7	0- 0	0- 2	AWAY	0- 1	1- 0	3- 2				
2- 3	0- 0	0- 0	NEUTRAL	0- 1	0- 0	2- 2				
3- 6	0- 0	0- 1	NON-CONFERENCE	0- 1	0- 1	3- 3				
2- 1	0- 0	0- 0	HOME	0- 0	0- 0	2- 1				
0- 3	0- 0	0- 1	AWAY	0- 1	0- 1	0- 0				
1- 2	0- 0	0- 0	NEUTRAL	0- 0	0- 0	1- 2				
12- 6	0- 0	0- 2	CONFERENCE	0- 2	3- 0	9- 2				
7- 1	0- 0	0- 1	HOME	0- 0	2- 0	5- 0				
4- 4	0- 0	0- 1	AWAY	0- 1	1- 0	3- 2				
1- 1	0- 0	0- 0	NEUTRAL	0- 1	0- 0	1- 0				

RPI S	Opponent	Score	RPI S	Opponent	Score	RPI S	Opponent	Score	RPI S	Opponent	Score	Team's RPI: 163
37	A Middle Tenn.	41 65	37	H Middle Tenn.	37 55	52	A Kansas	63 82	124	A Stetson	37 52	
45	A Michigan	51 73				94	A UALR	38 60	128	H Denver	51 50	
						94	N UALR	42 59	133	A FIU	50 49	
									133	H FIU	51 49	
									172	N Lamar	61 66	
									176	A South Ala.	57 66	
									176	H South Ala.	41 40	
									208	H North Texas	71 63	
									208	N North Texas	56 55	
									230	A Arkansas St.	57 44	
									231	H Saint Louis	63 70	
									233	A Western Ky.	60 71	
									233	H Western Ky.	60 58	
									248	H La.-Monroe	65 58	
									254	N IUPUI	64 74	
									274	H North Florida	63 52	
									304	A La.-Lafayette	66 52	
									306	H Bethune-Cookman	68 46	
									306	N Bethune-Cookman	71 70	
									338	A Troy	66 46	
									338	H Troy	68 62	
LAST 12 Division I GAMES:												
94	N UALR	42 59	208	H North Texas	71 63							
208	N North Texas	56 55	128	H Denver	51 50							
338	H Troy	68 62	133	H FIU	51 49							
176	H South Ala.	41 40	176	A South Ala.	57 66							
37	A Middle Tenn.	41 65	233	H Western Ky.	60 58							
233	A Western Ky.	60 71	133	A FIU	50 49							

Non-Div I Games: Webber Int'l 77 52 Warner 76 50

Fla. Atlantic

Loss, Non-Conf, S Site, H Home A Away N Neutral

Average RPI Win:	239	WON-LOST	WINNING	LAST 12	STRENGTH OF	OPP. STRENGTH	TEAM	ADJ.	CONF.	ADJ CONF.
Average RPI Loss:	132	RECORD	PCT. RANK	GAMES	SCHEDULE	OF SCHEDULE	RPI	RPI	RPI	RPI
DIV. I ONLY	28- 2	5	12- 0	306	282	57	57	30	30	
DIV. I NON-CONF.	7- 2	47	0- 0	196	68	63	63	30	30	
TOTALS	RPI 1-25	RPI 26-50	W-L RECORDS	RPI 51-100	RPI 101-150	RPI 150+				
28- 2	0- 0	1- 0	OVERALL	1- 1	4- 0	22- 1				
12- 0	0- 0	1- 0	HOME	1- 0	1- 0	9- 0				
12- 1	0- 0	0- 0	AWAY	0- 0	2- 0	10- 1				
4- 1	0- 0	0- 0	NEUTRAL	0- 1	1- 0	3- 0				
7- 2	0- 0	1- 0	NON-CONFERENCE	1- 1	1- 0	4- 1				
3- 0	0- 0	1- 0	HOME	1- 0	0- 0	1- 0				
3- 1	0- 0	0- 0	AWAY	0- 0	1- 0	2- 1				
1- 1	0- 0	0- 0	NEUTRAL	0- 1	0- 0	1- 0				
21- 0	0- 0	0- 0	CONFERENCE	0- 0	3- 0	18- 0				
9- 0	0- 0	0- 0	HOME	0- 0	1- 0	8- 0				
9- 0	0- 0	0- 0	AWAY	0- 0	1- 0	8- 0				
3- 0	0- 0	0- 0	NEUTRAL	0- 0	1- 0	2- 0				

RPI 1-25				RPI 26-50				RPI 51-100				Team's RPI: 57		RPI 101+			
RPI	S	Opponent	Score	RPI	S	Opponent	Score	RPI	S	Opponent	Score		RPI	S	Opponent	Score	
				47	H	Richmond	81 67	63	H	Michigan St.	59 58		124	A	Stetson	59 55	
								86	N	North Carolina St.	64 69		124	H	Stetson	79 56	
													124	N	Stetson	67 39	
													133	A	FIU	80 72	
													178	A	Seton Hall	51 57	
													212	A	UCF	75 36	
													224	H	Virginia Tech	69 41	
													250	A	Hawaii	72 52	
													256	A	Belmont	57 50	
													256	H	Belmont	54 34	
													261	N	Alcorn St.	85 38	
													264	A	Kennesaw St.	87 50	
													264	H	Kennesaw St.	58 51	
													264	N	Kennesaw St.	76 53	
													272	A	East Tenn. St.	71 64	
													272	H	East Tenn. St.	88 60	
													272	N	East Tenn. St.	79 63	
													274	A	North Florida	72 61	
													274	H	North Florida	68 34	
													281	A	Jacksonville	70 60	
													281	H	Jacksonville	74 51	
													292	A	S.C. Upstate	76 63	
													292	H	S.C. Upstate	77 53	
													325	A	Mercer	98 50	
													325	H	Mercer	92 55	
													331	A	Lipscomb	76 59	
LAST 12 Division I GAMES:																	
				124	N	Stetson	67 39	256	H	Belmont	54 34						
				264	N	Kennesaw St.	76 53	331	H	Lipscomb	97 54						
				272	N	East Tenn. St.	79 63	281	A	Jacksonville	70 60						
				272	A	East Tenn. St.	71 64	274	A	North Florida	72 61						
				292	A	S.C. Upstate	76 63	264	H	Kennesaw St.	58 51						
				124	H	Stetson	79 56	325	H	Mercer	92 55						

Non-Div I Games: Webber Int'l 106 27

RPI	S	Opponent	Score
331	H	Lipscomb	97 54

Fla. Gulf Coast

Fla. Gulf Coast

Fla. Gulf Coast

Average RPI Win:	130	WON-LOST	WINNING	LAST 12	STRENGTH OF	OPP. STRENGTH	TEAM	ADJ.	CONF.	ADJ CONF.
Average RPI Loss:	30	RECORD	PCT. RANK	GAMES	SCHEDULE	OF SCHEDULE	RPI	RPI	RPI	RPI
DIV. I ONLY	19- 12	102	6- 6	13	46	41	41	2	2	
DIV. I NON-CONF.	10- 3	49	0- 0	45	106	41	41	3	3	
TOTALS	RPI 1-25	RPI 26-50	W-L RECORDS	RPI 51-100	RPI 101-150	RPI 150+				
19- 12	3- 6	0- 5	OVERALL	2- 0	8- 1	6- 0				
13- 3	2- 1	0- 2	HOME	2- 0	5- 0	4- 0				
3- 7	1- 3	0- 3	AWAY	0- 0	0- 1	2- 0				
3- 2	0- 2	0- 0	NEUTRAL	0- 0	3- 0	0- 0				
10- 3	0- 1	0- 1	NON-CONFERENCE	2- 0	5- 1	3- 0				
7- 1	0- 0	0- 1	HOME	2- 0	3- 0	2- 0				
1- 1	0- 0	0- 0	AWAY	0- 0	0- 1	1- 0				
2- 1	0- 1	0- 0	NEUTRAL	0- 0	2- 0	0- 0				
9- 9	3- 5	0- 4	CONFERENCE	0- 0	3- 0	3- 0				
6- 2	2- 1	0- 1	HOME	0- 0	2- 0	2- 0				
2- 6	1- 3	0- 3	AWAY	0- 0	0- 0	1- 0				
1- 1	0- 1	0- 0	NEUTRAL	0- 0	1- 0	0- 0				

RPI	S	Opponent	Score	RPI	S	Opponent	Score	Team's RPI: 41	RPI	S	Opponent	Score	RPI	S	Opponent	Score
5	A	Tennessee	59 75	28	A	Vanderbilt	69 75		62	H	Hampton	63 46	101	H	Florida St.	72 58
9	A	Kentucky	52 57	32	A	South Carolina	58 62		81	H	Duquesne	62 49	104	H	Samford	81 56
9	H	Kentucky	56 59	32	H	South Carolina	44 49						117	H	Auburn	70 56
9	N	Kentucky	67 71	33	A	Arkansas	72 73						117	N	Auburn	70 60
13	N	Rutgers	49 63	45	H	Michigan	66 69						124	H	Stetson	71 57
18	A	LSU	73 64										125	A	Pacific	73 78
18	H	LSU	62 58										134	N	Charlotte	82 73
25	A	Georgia	55 61										135	H	Mississippi St.	79 45
25	H	Georgia	61 57										141	N	La Salle	85 74
													175	H	Alabama	61 37
													190	A	Ole Miss	59 55
													190	H	Ole Miss	84 55
													207	H	Charleston So.	83 59
													256	H	Belmont	72 45
													282	A	San Francisco	91 68
LAST 12 Division I GAMES:																
		9 N Kentucky	67 71			32 A South Carolina	58 62									
		117 N Auburn	70 60			117 H Auburn	70 56									
		5 A Tennessee	59 75			190 H Ole Miss	84 55									
		135 H Mississippi St.	79 45			18 A LSU	73 64									
		25 H Georgia	61 57			33 A Arkansas	72 73									
		28 A Vanderbilt	69 75			9 A Kentucky	52 57									

Non-Div I Games:

Florida

■ Loss,
■ Non-Conf, S Site,
■ Home
■ Away
N Neutral

Average RPI Win:	278	WON-LOST	WINNING	LAST 12	STRENGTH OF	OPP. STRENGTH	TEAM	ADJ.	CONF.	ADJ CONF.
Average RPI Loss:	97	RECORD	PCT. RANK	GAMES	SCHEDULE	OF SCHEDULE	RPI	RPI	RPI	RPI
DIV. I ONLY	22- 8	44	9- 3	325	290	144	144	28	28	
DIV. I NON-CONF.	7- 5	122	0- 0	253	194	138	138	26	26	
TOTALS	RPI 1-25	RPI 26-50	W-L RECORDS	RPI 51-100	RPI 101-150	RPI 150+				
22- 8	0- 1	0- 1	OVERALL	1- 3	0- 1	21- 2				
8- 3	0- 1	0- 1	HOME	1- 1	0- 0	7- 0				
12- 4	0- 0	0- 0	AWAY	0- 1	0- 1	12- 1				
2- 1	0- 0	0- 0	NEUTRAL	0- 1	0- 0	2- 0				
7- 5	0- 1	0- 1	NON-CONFERENCE	1- 0	0- 1	6- 2				
1- 2	0- 1	0- 1	HOME	1- 0	0- 0	0- 0				
5- 3	0- 0	0- 0	AWAY	0- 0	0- 1	5- 2				
1- 0	0- 0	0- 0	NEUTRAL	0- 0	0- 0	1- 0				
15- 3	0- 0	0- 0	CONFERENCE	0- 3	0- 0	15- 0				
7- 1	0- 0	0- 0	HOME	0- 1	0- 0	7- 0				
7- 1	0- 0	0- 0	AWAY	0- 1	0- 0	7- 0				
1- 1	0- 0	0- 0	NEUTRAL	0- 1	0- 0	1- 0				

RPI 1-25				RPI 26-50				RPI 51-100				RPI 101+ Team's RPI: 144			
RPI	S	Opponent	Score	RPI	S	Opponent	Score	RPI	S	Opponent	Score	RPI	S	Opponent	Score
23	H	Louisville	66 86	31	H	Nebraska	64 72	53	A	Howard	61 68	133	A	FIU	64 79
								53	N	Howard	43 51	195	A	Southern Miss.	77 68
								62	H	Hampton	43 46	209	A	Nicholls St.	69 77
								99	H	UAB	69 59	212	A	UCF	51 67
												215	A	Md.-East. Shore	54 49
												215	N	Md.-East. Shore	50 48
												253	H	Norfolk St.	81 64
												266	A	N.C. A&T	70 68
												266	H	N.C. A&T	68 63
												280	A	South Carolina St.	75 69
												280	H	South Carolina St.	79 62
												281	A	Jacksonville	78 59
												287	A	Southeastern La.	85 63
												290	A	Austin Peay	86 77
												298	H	Morgan St.	88 57
												305	A	Tennessee St.	90 75
												306	A	Bethune-Cookman	81 57
												306	H	Bethune-Cookman	65 51
												318	A	Delaware St.	84 65
												324	A	Savannah St.	58 45
												324	H	Savannah St.	55 50
												329	N	Northwestern St.	77 53
												341	A	N.C. Central	78 51
												341	H	N.C. Central	102 66
LAST 12 Division I GAMES:															
				53	N	Howard	43 51	324	A	Savannah St.	58 45				
				215	N	Md.-East. Shore	50 48	53	A	Howard	61 68				
				298	H	Morgan St.	88 57	266	H	N.C. A&T	68 63				
				253	H	Norfolk St.	81 64	341	H	N.C. Central	102 66				
				62	H	Hampton	43 46	306	H	Bethune-Cookman	65 51				
				280	A	South Carolina St.	75 69	318	A	Delaware St.	84 65				

Non-Div I Games:

Florida A&M

■ Loss,
 ■ Non-Conf, S Site,
 ■ Home
 ■ Away
 N Neutral

Average RPI Win:	186	WON-LOST	WINNING	LAST 12	STRENGTH OF	OPP. STRENGTH	TEAM	ADJ.	CONF.	ADJ CONF.
Average RPI Loss:	36	RECORD	PCT. RANK	GAMES	SCHEDULE	OF SCHEDULE	RPI	RPI	RPI	RPI
DIV. I ONLY	14- 17	192	4- 8	32	45	101	101	6	6	
DIV. I NON-CONF.	8- 6	128	0- 0	32	22	72	72	6	6	
TOTALS	RPI 1-25	RPI 26-50	W-L RECORDS	RPI 51-100	RPI 101-150	RPI 150+				
14- 17	0- 7	0- 7	OVERALL	2- 3	3- 0	9- 0				
6- 8	0- 5	0- 2	HOME	0- 1	2- 0	4- 0				
6- 7	0- 2	0- 4	AWAY	1- 1	0- 0	5- 0				
2- 2	0- 0	0- 1	NEUTRAL	1- 1	1- 0	0- 0				
8- 6	0- 1	0- 5	NON-CONFERENCE	1- 0	3- 0	4- 0				
4- 2	0- 1	0- 1	HOME	0- 0	2- 0	2- 0				
2- 3	0- 0	0- 3	AWAY	0- 0	0- 0	2- 0				
2- 1	0- 0	0- 1	NEUTRAL	1- 0	1- 0	0- 0				
6- 11	0- 6	0- 2	CONFERENCE	1- 3	0- 0	5- 0				
2- 6	0- 4	0- 1	HOME	0- 1	0- 0	2- 0				
4- 4	0- 2	0- 1	AWAY	1- 1	0- 0	3- 0				
0- 1	0- 0	0- 0	NEUTRAL	0- 1	0- 0	0- 0				

RPI 1-25				RPI 26-50				RPI 51-100				RPI 101+ Team's RPI: 101			
RPI	S	Opponent	Score	RPI	S	Opponent	Score	RPI	S	Opponent	Score	RPI	S	Opponent	Score
6	H	Maryland	70 91	26	A	Ohio St.	75 78	86	A	North Carolina St.	67 64	121	N	Minnesota	68 56
10	A	Duke	66 73	28	A	Vanderbilt	59 64	86	N	North Carolina St.	71 74	134	H	Charlotte	64 62
10	H	Duke	57 67	31	H	Nebraska	63 66	88	A	Wake Forest	55 65	147	H	Yale	92 58
12	A	Miami (FL)	60 67	33	N	Arkansas	52 55	89	H	North Carolina	66 71	198	H	Alabama A&M	86 41
12	H	Miami (FL)	57 60	41	A	Florida	58 72	91	N	South Fla.	62 49	204	A	Boston College	68 59
14	H	Georgia Tech	55 79	50	A	Virginia	52 62					212	A	UCF	60 47
23	H	Louisville	76 85	50	H	Virginia	57 66					221	A	Akron	90 64
LAST 12 Division I GAMES:															
		86 N North Carolina St.	71 74			88 A Wake Forest	55 65								
		50 H Virginia	57 66			224 H Virginia Tech	78 60								
		247 A Clemson	74 52			50 A Virginia	52 62								
		12 A Miami (FL)	60 67			86 A North Carolina St.	67 64								
		89 H North Carolina	66 71			14 H Georgia Tech	55 79								
		10 H Duke	57 67			204 A Boston College	68 59								

Non-Div I Games:

Florida St.

Average RPI Win:	227	WON-LOST	WINNING	LAST 12	STRENGTH OF	OPP. STRENGTH	TEAM	ADJ.	CONF.	ADJ CONF.
Average RPI Loss:	123	RECORD	PCT. RANK	GAMES	SCHEDULE	OF SCHEDULE	RPI	RPI	RPI	RPI
DIV. I ONLY	12- 18	228	2- 10	154	115	200	200	9	9	
DIV. I NON-CONF.	9- 6	117	0- 0	198	278	151	151	8	8	
TOTALS	RPI 1-25	RPI 26-50	W-L RECORDS	RPI 51-100	RPI 101-150	RPI 150+				
12- 18	0- 2	0- 3	OVERALL	1- 4	0- 4	11- 5				
6- 8	0- 0	0- 1	HOME	1- 2	0- 3	5- 2				
6- 9	0- 2	0- 2	AWAY	0- 2	0- 1	6- 2				
0- 1	0- 0	0- 0	NEUTRAL	0- 0	0- 0	0- 1				
9- 6	0- 1	0- 0	NON-CONFERENCE	1- 1	0- 1	8- 3				
4- 3	0- 0	0- 0	HOME	1- 1	0- 1	3- 1				
5- 2	0- 1	0- 0	AWAY	0- 0	0- 0	5- 1				
0- 1	0- 0	0- 0	NEUTRAL	0- 0	0- 0	0- 1				
3- 12	0- 1	0- 3	CONFERENCE	0- 3	0- 3	3- 2				
2- 5	0- 0	0- 1	HOME	0- 1	0- 2	2- 1				
1- 7	0- 1	0- 2	AWAY	0- 2	0- 1	1- 1				
0- 0	0- 0	0- 0	NEUTRAL	0- 0	0- 0	0- 0				

RPI 1-25				RPI 26-50				RPI 51-100				RPI 101+ Team's RPI: 200			
RPI	S	Opponent	Score	RPI	S	Opponent	Score	RPI	S	Opponent	Score	RPI	S	Opponent	Score
13	A	Rutgers	48 68	34	H	Dayton	37 62	58	A	Saint Joseph's	46 57	131	H	Coppin St.	60 61
16	A	St. Bonaventure	45 52	46	A	Temple	51 69	58	A	Saint Joseph's	52 63	134	H	Charlotte	41 61
				47	A	Richmond	50 63	76	H	San Diego	44 42	141	A	La Salle	62 68
								79	H	Albany (NY)	42 59	141	H	La Salle	55 56
								81	H	Duquesne	50 56	159	A	Holy Cross	54 43
												182	H	Winthrop	76 53
												184	H	Navy	47 43
												186	N	TCU	47 48
												194	A	Manhattan	59 49
												203	H	Xavier	57 68
												212	A	UCF	70 57
												231	H	Saint Louis	64 61
												243	A	George Washington	43 54
												255	A	Massachusetts	56 54
												265	H	Cornell	39 40
												269	H	Cleveland St.	52 43
												315	H	Rhode Island	69 49
												318	A	Delaware St.	63 48
												328	A	Stony Brook	41 37
												330	A	Bucknell	39 49
LAST 12 Division I GAMES:															
58	A	Saint Joseph's	52 63	46	A	Temple	51 69								
231	H	Saint Louis	64 61	141	H	La Salle	55 56								
16	A	St. Bonaventure	45 52	255	A	Massachusetts	56 54								
47	A	Richmond	50 63	134	H	Charlotte	41 61								
81	H	Duquesne	50 56	34	H	Dayton	37 62								
203	H	Xavier	57 68	58	A	Saint Joseph's	46 57								

Non-Div I Games:

Fordham

■ Loss,
 ■ Non-Conf,
 ■ S Site,
 ■ H Home
 ■ A Away
 N Neutral

<div> <div>Average RPI Win: 225</div> <div>WON-LOST</div> <div>WINNING</div> <div>LAST 12</div> </div>				<div> <div>STRENGTH OF</div> <div>OPP. STRENGTH</div> </div>		<div> <div>TEAM</div> <div>RPI</div> </div>	<div> <div>ADJ.</div> <div>RPI</div> </div>	<div> <div>CONF.</div> <div>RPI</div> </div>	<div> <div>ADJ CONF.</div> <div>RPI</div> </div>
<div> <div>Average RPI Loss: 118</div> <div>RECORD</div> <div>PCT. RANK</div> <div>GAMES</div> </div>				<div> <div>SCHEDULE</div> </div>	<div> <div>OF SCHEDULE</div> </div>	<div> <div>RPI</div> </div>	<div> <div>RPI</div> </div>	<div> <div>RPI</div> </div>	<div> <div>RPI</div> </div>
DIV. I ONLY				279	147	64	64	25	25
DIV. I NON-CONF.				145	75	60	60	23	23
TOTALS		RPI 1-25	RPI 26-50	W-L RECORDS	RPI 51-100	RPI 101-150	RPI 150+		
28- 5	0- 1		1- 1	OVERALL	0- 0	4- 2	23- 1		
13- 1	0- 1		1- 0	HOME	0- 0	3- 0	9- 0		
11- 4	0- 0		0- 1	AWAY	0- 0	1- 2	10- 1		
4- 0	0- 0		0- 0	NEUTRAL	0- 0	0- 0	4- 0		
12- 4	0- 1		1- 1	NON-CONFERENCE	0- 0	2- 2	9- 0		
6- 1	0- 1		1- 0	HOME	0- 0	2- 0	3- 0		
5- 3	0- 0		0- 1	AWAY	0- 0	0- 2	5- 0		
1- 0	0- 0		0- 0	NEUTRAL	0- 0	0- 0	1- 0		
16- 1	0- 0		0- 0	CONFERENCE	0- 0	2- 0	14- 1		
7- 0	0- 0		0- 0	HOME	0- 0	1- 0	6- 0		
6- 1	0- 0		0- 0	AWAY	0- 0	1- 0	5- 1		
3- 0	0- 0		0- 0	NEUTRAL	0- 0	0- 0	3- 0		

[illegible]

Non-Div I Games:

Fresno St.

■ Loss, ■ Non-Conf, S Site, H Home A Away N Neutral

F
r
e
s
n
o
s
t
.

Fresno St.
RPI S Opponent Score

Through Games Of Sunday, March 11, 2012

RPI	S	Opponent	Score	
313	A	Texas-Arlington	78	48
320	A	New Mexico St.	79	54
320	H	New Mexico St.	79	43
320	N	New Mexico St.	66	58

F
r
e
s
n
o
s
t
.

Fresno St.

Average RPI Win: 261	WON-LOST	WINNING	LAST 12	STRENGTH OF	OPP. STRENGTH	TEAM	ADJ.	CONF.	ADJ CONF.
Average RPI Loss: 122	RECORD	PCT. RANK	GAMES	SCHEDULE	OF SCHEDULE	RPI	RPI	RPI	RPI
DIV. I ONLY	15- 16	169	4- 8	254	194	202	202	14	14
DIV. I NON-CONF.	4- 5	201	0- 0	288	197	237	237	20	20
TOTALS	RPI 1-25	RPI 26-50	W-L RECORDS	RPI 51-100	RPI 101-150	RPI 150+			
15- 16	0- 1	0- 1	OVERALL	1- 6	0- 3	14- 5			
8- 6	0- 0	0- 0	HOME	1- 2	0- 1	7- 3			
6- 9	0- 1	0- 1	AWAY	0- 3	0- 2	6- 2			
1- 1	0- 0	0- 0	NEUTRAL	0- 1	0- 0	1- 0			
4- 5	0- 1	0- 1	NON-CONFERENCE	0- 0	0- 1	4- 2			
3- 1	0- 0	0- 0	HOME	0- 0	0- 0	3- 1			
1- 4	0- 1	0- 1	AWAY	0- 0	0- 1	1- 1			
0- 0	0- 0	0- 0	NEUTRAL	0- 0	0- 0	0- 0			
11- 11	0- 0	0- 0	CONFERENCE	1- 6	0- 2	10- 3			
5- 5	0- 0	0- 0	HOME	1- 2	0- 1	4- 2			
5- 5	0- 0	0- 0	AWAY	0- 3	0- 1	5- 1			
1- 1	0- 0	0- 0	NEUTRAL	0- 1	0- 0	1- 0			

RPI 1-25				RPI 26-50				RPI 51-100				RPI 101+ Team's RPI: 202			
RPI	S	Opponent	Score	RPI	S	Opponent	Score	RPI	S	Opponent	Score	RPI	S	Opponent	Score
25	A	Georgia	58 83	32	A	South Carolina	33 72	59	A	Chattanooga	53 71	104	A	Samford	66 71
								59	H	Chattanooga	75 61	104	H	Samford	40 42
								59	N	Chattanooga	38 60	134	A	Charlotte	53 89
								74	A	Appalachian St.	70 85	173	A	Elon	58 76
								74	H	Appalachian St.	63 78	173	H	Elon	75 60
								85	A	Davidson	57 78	174	H	Marshall	62 54
								85	H	Davidson	50 61	207	A	Charleston So.	78 80
												234	A	Western Caro.	57 54
												234	H	Western Caro.	48 51
												241	A	Presbyterian	63 47
												247	H	Clemson	67 68
												262	A	Col. of Charleston	60 51
												262	H	Col. of Charleston	61 68
												283	A	Wofford	72 53
												283	H	Wofford	76 66
												303	A	Ga. Southern	66 60
												303	H	Ga. Southern	67 57
												308	A	UNC Greensboro	66 64
												308	H	UNC Greensboro	53 48
												308	N	UNC Greensboro	63 58
												332	H	UNC Asheville	71 59
												338	H	Troy	75 57
LAST 12 Division I GAMES:															
				59	N	Chattanooga	38 60	104	H	Samford	40 42				
				308	N	UNC Greensboro	63 58	234	H	Western Caro.	48 51				
				303	H	Ga. Southern	67 57	59	H	Chattanooga	75 61				
				262	H	Col. of Charleston	61 68	173	A	Elon	58 76				
				283	A	Wofford	72 53	85	A	Davidson	57 78				
				74	A	Appalachian St.	70 85	74	H	Appalachian St.	63 78				

Non-Div I Games:

Furman

Ga. Southern

Through Games Of Sunday, March 11, 2012

Average RPI Win:	290	WON-LOST	WINNING	LAST 12	STRENGTH OF	OPP. STRENGTH	TEAM	ADJ.	CONF.	ADJ CONF.
Average RPI Loss:	152	RECORD	PCT. RANK	GAMES	SCHEDULE	OF SCHEDULE	RPI	RPI	RPI	RPI
DIV. I ONLY	7- 22	298	2- 10	227	241	303	303	14	14	
DIV. I NON-CONF.	3- 5	226	0- 0	262	287	273	273	20	20	
TOTALS	RPI 1-25	RPI 26-50	W-L RECORDS	RPI 51-100	RPI 101-150	RPI 150+				
7- 22	0- 1	0- 0	OVERALL	0- 6	0- 4	7- 11				
4- 10	0- 1	0- 0	HOME	0- 3	0- 2	4- 4				
2- 10	0- 0	0- 0	AWAY	0- 3	0- 1	2- 6				
1- 2	0- 0	0- 0	NEUTRAL	0- 0	0- 1	1- 1				
3- 5	0- 1	0- 0	NON-CONFERENCE	0- 0	0- 2	3- 2				
1- 3	0- 1	0- 0	HOME	0- 0	0- 1	1- 1				
1- 1	0- 0	0- 0	AWAY	0- 0	0- 0	1- 1				
1- 1	0- 0	0- 0	NEUTRAL	0- 0	0- 1	1- 0				
4- 17	0- 0	0- 0	CONFERENCE	0- 6	0- 2	4- 9				
3- 7	0- 0	0- 0	HOME	0- 3	0- 1	3- 3				
1- 9	0- 0	0- 0	AWAY	0- 3	0- 1	1- 5				
0- 1	0- 0	0- 0	NEUTRAL	0- 0	0- 0	0- 1				

RPI 1-25				RPI 26-50				RPI 51-100				RPI 101+ Team's RPI: 303			
RPI	S	Opponent	Score	RPI	S	Opponent	Score	RPI	S	Opponent	Score	RPI	S	Opponent	Score
25	H	Georgia	49 68					59	A	Chattanooga	52 67	104	A	Samford	41 67
								59	H	Chattanooga	60 66	104	H	Samford	47 53
								74	A	Appalachian St.	45 64	124	H	Stetson	51 61
								74	H	Appalachian St.	46 57	149	N	Stephen F. Austin	40 49
								85	A	Davidson	48 72	162	H	Arizona	46 88
								85	H	Davidson	62 69	173	A	Elon	60 61
												173	H	Elon	53 83
												175	A	Alabama	34 67
												202	A	Furman	57 67
												202	H	Furman	60 66
												234	A	Western Caro.	46 55
												234	H	Western Caro.	41 40
												234	N	Western Caro.	56 61
												262	A	Col. of Charleston	35 34
												262	H	Col. of Charleston	44 47
												281	H	Jacksonville	52 46
												283	A	Wofford	55 70
												283	H	Wofford	56 48
												308	A	UNC Greensboro	54 55
												308	H	UNC Greensboro	59 47
												325	A	Mercer	57 55
												340	N	Jacksonville St.	72 49
LAST 12 Division I GAMES:															
234	N	Western Caro.	56 61	104	A	Samford	41 67								
202	A	Furman	57 67	85	H	Davidson	62 69								
234	A	Western Caro.	46 55	74	H	Appalachian St.	46 57								
308	H	UNC Greensboro	59 47	283	A	Wofford	55 70								
173	H	Elon	53 83	262	H	Col. of Charleston	44 47								
59	A	Chattanooga	52 67	234	H	Western Caro.	41 40								

Non-Div I Games: Southern Wesleyan 75 40

Ga. Southern

■ Loss,
 ■ Non-Conf, S Site,
 ■ Home
 ■ Away
 N Neutral

Average RPI Win:	295	WON-LOST	WINNING	LAST 12	STRENGTH OF	OPP. STRENGTH	TEAM	ADJ.	CONF.	ADJ CONF.
Average RPI Loss:	178	RECORD	PCT. RANK	GAMES	SCHEDULE	OF SCHEDULE	RPI	RPI	RPI	RPI
DIV. I ONLY	4- 25	328	2- 10	202	292	322	322	26	26	
DIV. I NON-CONF.	1- 10	328	0- 1	159	226	304	304	28	28	
TOTALS	RPI 1-25	RPI 26-50	W-L RECORDS	RPI 51-100	RPI 101-150	RPI 150+				
4- 25	0- 2	0- 1	OVERALL	0- 5	0- 0	4- 17				
2- 10	0- 0	0- 0	HOME	0- 2	0- 0	2- 8				
2- 13	0- 1	0- 0	AWAY	0- 3	0- 0	2- 9				
0- 2	0- 1	0- 1	NEUTRAL	0- 0	0- 0	0- 0				
1- 10	0- 2	0- 1	NON-CONFERENCE	0- 3	0- 0	1- 4				
0- 3	0- 0	0- 0	HOME	0- 1	0- 0	0- 2				
1- 5	0- 1	0- 0	AWAY	0- 2	0- 0	1- 2				
0- 2	0- 1	0- 1	NEUTRAL	0- 0	0- 0	0- 0				
3- 15	0- 0	0- 0	CONFERENCE	0- 2	0- 0	3- 13				
2- 7	0- 0	0- 0	HOME	0- 1	0- 0	2- 6				
1- 8	0- 0	0- 0	AWAY	0- 1	0- 0	1- 7				
0- 0	0- 0	0- 0	NEUTRAL	0- 0	0- 0	0- 0				

RPI 1-25				RPI 26-50				RPI 51-100				RPI 101+ Team's RPI: 322			
RPI	S	Opponent	Score	RPI	S	Opponent	Score	RPI	S	Opponent	Score	RPI	S	Opponent	Score
10	N	Duke	31 97	38	N	Southern California	41 82	74	H	Appalachian St.	41 69	154	A	High Point	41 63
23	A	Louisville	27 92					85	A	Davidson	46 67	154	H	High Point	46 66
								89	A	North Carolina	44 109	182	A	Winthrop	48 86
								96	A	Liberty	44 76	182	H	Winthrop	55 65
								96	H	Liberty	51 78	187	A	Campbell	52 62
												187	H	Campbell	51 64
												207	A	Charleston So.	66 86
												207	H	Charleston So.	53 63
												213	A	Radford	59 55
												213	H	Radford	50 63
												241	A	Presbyterian	43 54
												241	H	Presbyterian	57 59
												264	H	Kennesaw St.	48 68
												278	A	Longwood	65 76
												283	H	Wofford	50 58
												293	A	Coastal Caro.	40 54
												293	H	Coastal Caro.	73 63
												331	A	Lipscomb	65 76
												332	A	UNC Asheville	62 74
												332	H	UNC Asheville	69 52
												341	A	N.C. Central	56 45
LAST 12 Division I GAMES:															
187	H	Campbell	51 64	241	H	Presbyterian	57 59								
154	H	High Point	46 66	182	H	Winthrop	55 65								
213	A	Radford	59 55	207	A	Charleston So.	66 86								
96	A	Liberty	44 76	293	A	Coastal Caro.	40 54								
278	A	Longwood	65 76	96	H	Liberty	51 78								
332	H	UNC Asheville	69 52	213	H	Radford	50 63								

Non-Div I Games:

Gardner-Webb

■ Loss,
 ■ Non-Conf,
 ■ S Site,
 ■ H Home
 ■ A Away
 N Neutral

Average RPI Win:	209	WON-LOST	WINNING	LAST 12	STRENGTH OF	OPP. STRENGTH	TEAM	ADJ.	CONF.	ADJ CONF.
Average RPI Loss:	110	RECORD	PCT. RANK	GAMES	SCHEDULE	OF SCHEDULE	RPI	RPI	RPI	RPI
DIV. I ONLY	15- 16	169	5- 7	177	91	169	169	7	7	
DIV. I NON-CONF.	6- 5	139	0- 0	303	232	225	225	7	7	
TOTALS	RPI 1-25	RPI 26-50	W-L RECORDS	RPI 51-100	RPI 101-150	RPI 150+				
15- 16	0- 3	0- 3	OVERALL	1- 2	3- 3	11- 5				
10- 5	0- 2	0- 1	HOME	0- 1	2- 1	8- 0				
4- 10	0- 1	0- 1	AWAY	1- 1	1- 2	2- 5				
1- 1	0- 0	0- 1	NEUTRAL	0- 0	0- 0	1- 0				
6- 5	0- 1	0- 0	NON-CONFERENCE	0- 0	0- 2	6- 2				
4- 2	0- 1	0- 0	HOME	0- 0	0- 1	4- 0				
2- 3	0- 0	0- 0	AWAY	0- 0	0- 1	2- 2				
0- 0	0- 0	0- 0	NEUTRAL	0- 0	0- 0	0- 0				
9- 11	0- 2	0- 3	CONFERENCE	1- 2	3- 1	5- 3				
6- 3	0- 1	0- 1	HOME	0- 1	2- 0	4- 0				
2- 7	0- 1	0- 1	AWAY	1- 1	1- 1	0- 3				
1- 1	0- 0	0- 1	NEUTRAL	0- 0	0- 0	1- 0				

RPI 1-25				RPI 26-50				RPI 51-100				RPI 101+ Team's RPI: 169			
RPI	S	Opponent	Score	RPI	S	Opponent	Score	RPI	S	Opponent	Score	RPI	S	Opponent	Score
6	H	Maryland	50 78	35	A	James Madison	45 49	66	A	Drexel	56 51	108	A	Towson	68 70
7	A	Delaware	53 71	35	H	James Madison	54 66	68	H	Hofstra	70 82	108	H	Towson	78 54
7	H	Delaware	54 66	35	N	James Madison	54 64	77	A	UNC Wilmington	53 61	112	A	VCU	69 59
												112	H	VCU	71 58
												123	A	UMBC	53 65
												143	H	American	51 55
												180	A	Old Dominion	68 71
												180	H	Old Dominion	85 69
												205	A	Northeastern	54 58
												205	H	Northeastern	75 62
												205	N	Northeastern	70 60
												227	A	William & Mary	66 76
												227	H	William & Mary	82 70
												240	H	Oakland	59 48
												243	H	George Washington	58 55
												249	H	Georgia St.	70 68
												253	A	Norfolk St.	57 60
												255	H	Massachusetts	55 52
												258	A	Ohio	59 75
												278	A	Longwood	80 58
												328	A	Stony Brook	54 50
												332	H	UNC Asheville	88 59
LAST 12 Division I GAMES:															
				35	N	James Madison	54 64	108	A	Towson	68 70				
				205	N	Northeastern	70 60	68	H	Hofstra	70 82				
				35	H	James Madison	54 66	205	H	Northeastern	75 62				
				112	A	VCU	69 59	35	A	James Madison	45 49				
				7	A	Delaware	53 71	66	A	Drexel	56 51				
				249	H	Georgia St.	70 68	180	A	Old Dominion	68 71				

Non-Div I Games:

George Mason

■ Loss,
■ Non-Conf, S Site,
■ Home
■ Away
N Neutral

George Washington

Through Games Of Sunday, March 11, 2012

George Washington				Through Games Of Sunday, March 11, 1912						
Average RPI Win:	244	WON-LOST	WINNING	LAST 12	STRENGTH OF	OPP. STRENGTH	TEAM	ADJ.	CONF.	ADJ CONF.
Average RPI Loss:	110	RECORD	PCT. RANK	GAMES	SCHEDULE	OF SCHEDULE	RPI	RPI	RPI	RPI
DIV. I ONLY	11- 18	242	3- 9	238	100	243	243	9	9	
DIV. I NON-CONF.	7- 7	160	0- 0	320	162	257	257	8	8	

TOTALS	RPI 1-25		RPI 26-50	W-L RECORDS	RPI 51-100	RPI 101-150		RPI 150+		
11- 18	0- 2		0- 5	OVERALL	0- 3	1- 3		10- 5		
6- 8	0- 1		0- 2	HOME	0- 0	1- 2		5- 3		
3- 9	0- 1		0- 3	AWAY	0- 2	0- 1		3- 2		
2- 1	0- 0		0- 0	NEUTRAL	0- 1	0- 0		2- 0		
7- 7	0- 1		0- 1	NON-CONFERENCE	0- 0	1- 1		6- 4		
3- 4	0- 1		0- 0	HOME	0- 0	1- 0		2- 3		
2- 3	0- 0		0- 1	AWAY	0- 0	0- 1		2- 1		
2- 0	0- 0		0- 0	NEUTRAL	0- 0	0- 0		2- 0		
4- 11	0- 1		0- 4	CONFERENCE	0- 3	0- 2		4- 1		
3- 4	0- 0		0- 2	HOME	0- 0	0- 2		3- 0		
1- 6	0- 1		0- 2	AWAY	0- 2	0- 0		1- 1		
0- 1	0- 0		0- 0	NEUTRAL	0- 1	0- 0		0- 0		

RPI 1-25				RPI 26-50				RPI 51-100				RPI 101+ Team's RPI: 243			
RPI	S	Opponent	Score	RPI	S	Opponent	Score	RPI	S	Opponent	Score	RPI	S	Opponent	Score
13	H	Rutgers	54 75	30	A	Georgetown	50 59	58	A	Saint Joseph's	49 52	117	A	Auburn	47 55
16	A	St. Bonaventure	69 80	34	H	Dayton	56 74	81	A	Duquesne	50 76	134	H	Charlotte	60 61
				46	A	Temple	54 75	81	N	Duquesne	55 69	141	H	La Salle	47 69
				47	A	Richmond	57 74					143	H	American	60 49
				47	H	Richmond	51 63					169	A	George Mason	55 58
												180	H	Old Dominion	58 52
												193	H	Loyola Maryland	62 70
												200	H	Fordham	54 43
												203	H	Xavier	54 44
												213	H	Radford	83 59
												224	H	Virginia Tech	48 55
												227	A	William & Mary	74 66
												231	H	Saint Louis	68 58
												255	A	Massachusetts	53 56
												298	H	Morgan St.	68 73
												313	A	Texas-Arlington	63 41
												314	N	Maine	54 46
												315	A	Rhode Island	63 42
												342	N	Houston Baptist	80 44
LAST 12 Division I GAMES:															
				81	N	Duquesne	55 69	203	H	Xavier	54 44				
				58	A	Saint Joseph's	49 52	16	A	St. Bonaventure	69 80				
				141	H	La Salle	47 69	34	H	Dayton	56 74				
				255	A	Massachusetts	53 56	231	H	Saint Louis	68 58				
				46	A	Temple	54 75	81	A	Duquesne	50 76				
				47	H	Richmond	51 63	315	A	Rhode Island	63 42				

Non-Div I Games:

George Washington

■ Loss,
 ■ Non-Conf,
 ■ S Site,
 ■ H Home
 ■ A Away
 N Neutral

Georgetown

Through Games Of Sunday, March 11, 2012

Average RPI Win:	146	WON-LOST	WINNING	LAST 12	STRENGTH OF	OPP. STRENGTH	TEAM	ADJ.	CONF.	ADJ CONF.
Average RPI Loss:	16	RECORD	PCT. RANK	GAMES	SCHEDULE	OF SCHEDULE	RPI	RPI	RPI	RPI
DIV. I ONLY	22- 8	44	8- 4	42	35	30	30	3	3	
DIV. I NON-CONF.	11- 2	24	0- 0	100	101	25	25	2	2	
TOTALS	RPI 1-25	RPI 26-50	W-L RECORDS	RPI 51-100	RPI 101-150	RPI 150+				
22- 8	3- 7	2- 1	OVERALL	3- 0	6- 0	8- 0				
10- 4	2- 4	0- 0	HOME	1- 0	2- 0	5- 0				
10- 3	0- 3	2- 0	AWAY	2- 0	4- 0	2- 0				
2- 1	1- 0	0- 1	NEUTRAL	0- 0	0- 0	1- 0				
11- 2	2- 2	0- 0	NON-CONFERENCE	0- 0	3- 0	6- 0				
6- 0	1- 0	0- 0	HOME	0- 0	1- 0	4- 0				
3- 2	0- 2	0- 0	AWAY	0- 0	2- 0	1- 0				
2- 0	1- 0	0- 0	NEUTRAL	0- 0	0- 0	1- 0				
11- 6	1- 5	2- 1	CONFERENCE	3- 0	3- 0	2- 0				
4- 4	1- 4	0- 0	HOME	1- 0	1- 0	1- 0				
7- 1	0- 1	2- 0	AWAY	2- 0	2- 0	1- 0				
0- 1	0- 0	0- 1	NEUTRAL	0- 0	0- 0	0- 0				

RPI 1-25				RPI 26-50				Team's RPI: 30		RPI 51-100				RPI 101+			
RPI	S	Opponent	Score	RPI	S	Opponent	Score		RPI	S	Opponent	Score	RPI	S	Opponent	Score	
3	H	Notre Dame	60 80	39	A	West Virginia	64 54		91	A	South Fla.	66 56	107	A	Cincinnati	65 54	
4	A	Connecticut	38 80	39	N	West Virginia	32 39		98	A	Syracuse	65 62	122	A	UNLV	64 45	
6	A	Maryland	53 72	40	A	Villanova	60 54		98	H	Syracuse	69 42	126	A	Marquette	67 39	
11	H	St. John's (NY)	45 54										127	H	Providence	66 39	
12	H	Miami (FL)	71 46										130	H	Monmouth	64 44	
13	H	Rutgers	54 36										131	A	Coppin St.	70 54	
18	A	LSU	40 51										178	H	Seton Hall	56 51	
20	H	DePaul	50 59										199	A	Pittsburgh	82 54	
23	H	Louisville	61 64										243	H	George Washington	59 50	
25	N	Georgia	64 56										275	N	Vermont	65 53	
LAST 12 Division I GAMES:																	
		39	N	West Virginia	32	39			178	H	Seton Hall	56	51				
		11	H	St. John's (NY)	45	54			107	A	Cincinnati	65	54				
		98	A	Syracuse	65	62			13	H	Rutgers	54	36				
		127	H	Providence	66	39			39	A	West Virginia	64	54				
		40	A	Villanova	60	54			23	H	Louisville	61	64				
		4	A	Connecticut	38	80			126	A	Marquette	67	39				

Non-Div I Games:

Georgetown

■ Loss,
■ Non-Conf, S Site,
■ Home
■ Away
N Neutral

Georgia

Through Games Of Sunday, March 11, 2012

Average RPI Win: 142		WON-LOST	WINNING	LAST 12	STRENGTH OF		OPP. STRENGTH	TEAM	ADJ.	CONF.	ADJ CONF.
Average RPI Loss: 21		RECORD	PCT. RANK	GAMES	SCHEDULE		OF SCHEDULE	RPI	RPI	RPI	RPI
DIV. I ONLY		22- 8	44	7- 5	26		39	25	25	2	2
DIV. I NON-CONF.		11- 2	24	0- 0	96		124	38	38	3	3
<hr/>											
TOTALS	RPI 1-25	RPI 26-50		W-L RECORDS		RPI 51-100		RPI 101-150		RPI 150+	
22- 8	2- 4	5- 4		OVERALL		1- 0		4- 0		10- 0	
13- 2	2- 2	4- 0		HOME		1- 0		1- 0		5- 0	
7- 3	0- 1	1- 2		AWAY		0- 0		2- 0		4- 0	
2- 3	0- 1	0- 2		NEUTRAL		0- 0		1- 0		1- 0	
11- 2	1- 1	1- 1		NON-CONFERENCE		1- 0		1- 0		7- 0	
7- 0	1- 0	1- 0		HOME		1- 0		0- 0		4- 0	
2- 0	0- 0	0- 0		AWAY		0- 0		0- 0		2- 0	
2- 2	0- 1	0- 1		NEUTRAL		0- 0		1- 0		1- 0	
11- 6	1- 3	4- 3		CONFERENCE		0- 0		3- 0		3- 0	
6- 2	1- 2	3- 0		HOME		0- 0		1- 0		1- 0	
5- 3	0- 1	1- 2		AWAY		0- 0		2- 0		2- 0	
0- 1	0- 0	0- 1		NEUTRAL		0- 0		0- 0		0- 0	

RPI	S	Opponent	Score	RPI	S	Opponent	Score	RPI	S	Opponent	Score	RPI	S	Opponent	Score
5	A	Tennessee	51 80	28	A	Vanderbilt	48 68	74	H	Appalachian St.	81 37	117	A	Auburn	70 45
5	H	Tennessee	50 67	28	H	Vanderbilt	76 63					135	A	Mississippi St.	68 51
9	H	Kentucky	64 69	30	N	Georgetown	56 64					135	H	Mississippi St.	70 60
14	H	Georgia Tech	75 68	32	A	South Carolina	61 59					136	N	Montana St.	63 49
18	H	LSU	62 46	32	N	South Carolina	55 59					175	A	Alabama	81 66
21	N	Gonzaga	68 71	33	H	Arkansas	67 57					186	H	TCU	83 60
				38	H	Southern California	67 60					190	A	Ole Miss	61 47
				41	A	Florida	57 61					190	H	Ole Miss	87 52
				41	H	Florida	61 55					202	H	Furman	83 58
												205	N	Northeastern	81 61
												262	H	Col. of Charleston	73 48
												280	H	South Carolina St.	85 48
												303	A	Ga. Southern	68 49
												325	A	Mercer	80 43
LAST 12 Division I GAMES:															
				32	N	South Carolina	55 59					175	A	Alabama	81 66
				18	H	LSU	62 46					135	H	Mississippi St.	70 60
				190	H	Ole Miss	87 52					5	H	Tennessee	50 67
				41	A	Florida	57 61					28	A	Vanderbilt	48 68
				32	A	South Carolina	61 59					190	A	Ole Miss	61 47
				28	H	Vanderbilt	76 63					9	H	Kentucky	64 69

Non-Div I Games:

Georgia

■ Loss,
 ■ Non-Conf,
 ■ S Site,
 ■ H Home
 ■ A Away
 N Neutral

Average RPI Win:	240	WON-LOST	WINNING	LAST 12	STRENGTH OF	OPP. STRENGTH	TEAM	ADJ.	CONF.	ADJ CONF.
Average RPI Loss:	100	RECORD	PCT. RANK	GAMES	SCHEDULE	OF SCHEDULE	RPI	RPI	RPI	RPI
DIV. I ONLY	8- 22	287	2- 10	115	102	249	249	7	7	
DIV. I NON-CONF.	6- 5	139	0- 0	123	310	164	164	7	7	
TOTALS	RPI 1-25	RPI 26-50	W-L RECORDS	RPI 51-100	RPI 101-150	RPI 150+				
8- 22	0- 2	0- 2	OVERALL	0- 7	0- 5	8- 6				
5- 10	0- 2	0- 1	HOME	0- 3	0- 2	5- 2				
2- 10	0- 0	0- 1	AWAY	0- 3	0- 3	2- 2				
1- 2	0- 0	0- 0	NEUTRAL	0- 1	0- 0	1- 1				
6- 5	0- 1	0- 0	NON-CONFERENCE	0- 1	0- 1	6- 2				
3- 3	0- 1	0- 0	HOME	0- 1	0- 0	3- 1				
2- 1	0- 0	0- 0	AWAY	0- 0	0- 1	2- 0				
1- 1	0- 0	0- 0	NEUTRAL	0- 0	0- 0	1- 1				
2- 17	0- 1	0- 2	CONFERENCE	0- 6	0- 4	2- 4				
2- 7	0- 1	0- 1	HOME	0- 2	0- 2	2- 1				
0- 9	0- 0	0- 1	AWAY	0- 3	0- 2	0- 3				
0- 1	0- 0	0- 0	NEUTRAL	0- 1	0- 0	0- 0				

RPI 1-25				RPI 26-50				RPI 51-100				RPI 101+ Team's RPI: 249			
RPI	S	Opponent	Score	RPI	S	Opponent	Score	RPI	S	Opponent	Score	RPI	S	Opponent	Score
7	H	Delaware	56 94	35	A	James Madison	45 76	66	A	Drexel	38 65	101	A	Florida St.	74 94
14	H	Georgia Tech	50 85	35	H	James Madison	50 62	68	A	Hofstra	67 80	108	A	Towson	59 63
								68	H	Hofstra	71 86	108	H	Towson	52 56
								74	H	Appalachian St.	58 82	112	A	VCU	70 75
								77	A	UNC Wilmington	54 64	112	H	VCU	61 73
								77	H	UNC Wilmington	69 72	154	N	High Point	79 68
								77	N	UNC Wilmington	59 66	162	H	Arizona	66 79
												165	N	SIU Edwardsville	49 63
												169	A	George Mason	68 70
												180	A	Old Dominion	59 68
												180	H	Old Dominion	60 71
												187	H	Campbell	70 56
												205	A	Northeastern	51 76
												205	H	Northeastern	81 74
												227	H	William & Mary	74 62
												234	A	Western Caro.	64 59
												264	H	Kennesaw St.	65 59
												306	H	Bethune-Cookman	66 50
												340	A	Jacksonville St.	68 60
LAST 12 Division I GAMES:															
				77	N	UNC Wilmington	59 66	7	H	Delaware	56 94				
				77	A	UNC Wilmington	54 64	77	H	UNC Wilmington	69 72				
				227	H	William & Mary	74 62	108	A	Towson	59 63				
				112	H	VCU	61 73	205	H	Northeastern	81 74				
				169	A	George Mason	68 70	112	A	VCU	70 75				
				205	A	Northeastern	51 76	35	A	James Madison	45 76				

Non-Div I Games:

Georgia St.

Average RPI Win: 149		WON-LOST	WINNING	LAST 12	STRENGTH OF		OPP. STRENGTH	TEAM	ADJ.	CONF.	ADJ CONF.
Average RPI Loss: 13		RECORD	PCT. RANK	GAMES	SCHEDULE		OF SCHEDULE	RPI	RPI	RPI	RPI
DIV. I ONLY		24- 8	34	10- 2	20		59	14	14	6	6
DIV. I NON-CONF.		10- 3	49	0- 0	18		133	17	17	6	6
<hr/>											
TOTALS	RPI 1-25	RPI 26-50		W-L RECORDS		RPI 51-100	RPI 101-150		RPI 150+		
24- 8	0- 8	3- 0		OVERALL		8- 0	2- 0		11- 0		
10- 3	0- 3	2- 0		HOME		2- 0	0- 0		6- 0		
10- 2	0- 2	1- 0		AWAY		3- 0	2- 0		4- 0		
4- 3	0- 3	0- 0		NEUTRAL		3- 0	0- 0		1- 0		
10- 3	0- 3	2- 0		NON-CONFERENCE		1- 0	1- 0		6- 0		
5- 0	0- 0	1- 0		HOME		0- 0	0- 0		4- 0		
3- 1	0- 1	1- 0		AWAY		0- 0	1- 0		1- 0		
2- 2	0- 2	0- 0		NEUTRAL		1- 0	0- 0		1- 0		
14- 5	0- 5	1- 0		CONFERENCE		7- 0	1- 0		5- 0		
5- 3	0- 3	1- 0		HOME		2- 0	0- 0		2- 0		
7- 1	0- 1	0- 0		AWAY		3- 0	1- 0		3- 0		
2- 1	0- 1	0- 0		NEUTRAL		2- 0	0- 0		0- 0		

RPI	S	Opponent	Score	RPI	S	Opponent	Score	RPI	S	Opponent	Score	RPI	S	Opponent	Score
6	A	Maryland	74 77	31	H	Nebraska	73 57	86	A	North Carolina St.	76 66	101	A	Florida St.	79 55
6	H	Maryland	56 64	37	A	Middle Tenn.	58 47	86	H	North Carolina St.	75 68	126	A	Marquette	74 63
6	N	Maryland	65 68	50	H	Virginia	63 53	86	N	North Carolina St.	87 61	165	N	SIU Edwardsville	80 38
10	H	Duke	62 79					88	A	Wake Forest	67 52	180	H	Old Dominion	87 56
12	H	Miami (FL)	65 77					88	H	Wake Forest	71 67	204	A	Boston College	68 58
13	N	Rutgers	40 59					89	A	North Carolina	56 54	204	H	Boston College	85 48
22	N	Green Bay	62 67					89	N	North Carolina	54 53	224	A	Virginia Tech	76 66
25	A	Georgia	68 75					90	N	Central Ark.	67 61	247	A	Clemson	63 54
LAST 12 Division I GAMES:															
6	N	Maryland	65 68	88	A	Wake Forest	67 52	247	H	Clemson	62 50	249	A	Georgia St.	85 50
86	N	North Carolina St.	87 61	89	A	North Carolina	56 54	264	H	Kennesaw St.	94 51	266	H	N.C. A&T	74 57
89	N	North Carolina	54 53	6	H	Maryland	56 64	270	H	Alabama St.	97 37				
247	H	Clemson	62 50	86	H	North Carolina St.	75 68								
224	A	Virginia Tech	76 66	247	A	Clemson	63 54								
204	H	Boston College	85 48	50	H	Virginia	63 53								

Non-Div I Games:

Georgia Tech

Gonzaga

Through Games Of Sunday, March 11, 2012

Average RPI Win: 160	WON-LOST	WINNING	LAST 12	STRENGTH OF	OPP. STRENGTH	TEAM	ADJ.	CONF.	ADJ CONF.
Average RPI Loss: 33	RECORD	PCT. RANK	GAMES	SCHEDULE	OF SCHEDULE	RPI	RPI	RPI	RPI
DIV. I ONLY	26- 5	14	10- 2	72	84	21	21	8	8
DIV. I NON-CONF.	11- 2	24	0- 0	72	40	26	26	9	9
TOTALS	RPI 1-25	RPI 26-50	W-L RECORDS	RPI 51-100	RPI 101-150	RPI 150+			
26- 5	1- 1	2- 3	OVERALL	5- 1	3- 0	15- 0			
13- 2	0- 0	1- 1	HOME	2- 1	1- 0	9- 0			
10- 2	0- 1	0- 1	AWAY	2- 0	2- 0	6- 0			
3- 1	1- 0	1- 1	NEUTRAL	1- 0	0- 0	0- 0			
11- 2	1- 1	1- 1	NON-CONFERENCE	1- 0	1- 0	7- 0			
6- 1	0- 0	0- 1	HOME	1- 0	0- 0	5- 0			
3- 1	0- 1	0- 0	AWAY	0- 0	1- 0	2- 0			
2- 0	1- 0	1- 0	NEUTRAL	0- 0	0- 0	0- 0			
15- 3	0- 0	1- 2	CONFERENCE	4- 1	2- 0	8- 0			
7- 1	0- 0	1- 0	HOME	1- 1	1- 0	4- 0			
7- 1	0- 0	0- 1	AWAY	2- 0	1- 0	4- 0			
1- 1	0- 0	0- 1	NEUTRAL	1- 0	0- 0	0- 0			

RPI	S	Opponent	Score	RPI	S	Opponent	Score	RPI	S	Opponent	Score	RPI	S	Opponent	Score
2	A	Stanford	61 76	34	N	Dayton	82 76	51	A	St. Mary's (CA)	75 70	106	A	Washington St.	71 69
25	N	Georgia	71 68	36	A	BYU	40 70	51	H	St. Mary's (CA)	63 66	138	A	Pepperdine	79 50
				36	H	BYU	77 60	51	N	St. Mary's (CA)	83 78	138	H	Pepperdine	66 40
				36	N	BYU	66 78	68	H	Hofstra	101 88	157	H	Saint Francis (PA)	92 50
				38	H	Southern California	51 58	76	A	San Diego	54 44	161	H	Eastern Wash.	75 69
								76	H	San Diego	69 58	168	H	Montana	70 54
												181	A	Santa Clara	81 68
												181	H	Santa Clara	87 55
												183	A	Portland	80 65
												183	H	Portland	77 56
												192	H	Portland St.	99 69
												260	A	Idaho	91 42
												267	A	Loyola Marymount	80 54
												267	H	Loyola Marymount	79 61
												282	A	San Francisco	79 59
												282	H	San Francisco	87 52
												285	A	Cal St. Fullerton	73 60
												310	H	UC Riverside	83 56
LAST 12 Division I GAMES:															
		36	N	BYU	66	78	36	A	BYU	40	70				
		51	N	St. Mary's (CA)	83	78	76	H	San Diego	69	58				
		36	H	BYU	77	60	183	H	Portland	77	56				
		138	H	Pepperdine	66	40	51	A	St. Mary's (CA)	75	70				
		181	H	Santa Clara	87	55	267	H	Loyola Marymount	79	61				
		282	A	San Francisco	79	59	76	A	San Diego	54	44				

Non-Div I Games:

Gonzaga

■ Loss,
 ■ Non-Conf, S Site,
 ■ Home
 ■ Away
 N Neutral

Grambling

Through Games Of Sunday, March 11, 2012

Average RPI Win:	257	WON-LOST	WINNING	LAST 12	STRENGTH OF	OPP. STRENGTH	TEAM	ADJ.	CONF.	ADJ CONF.
Average RPI Loss:	178	RECORD	PCT. RANK	GAMES	SCHEDULE	OF SCHEDULE	RPI	RPI	RPI	RPI
DIV. I ONLY	14- 15	174	7- 5	268	327	206	206	32	32	
DIV. I NON-CONF.	3- 6	239	0- 0	56	74	137	137	31	31	
TOTALS	RPI 1-25	RPI 26-50	W-L RECORDS	RPI 51-100	RPI 101-150	RPI 150+				
14- 15	0- 1	0- 1	OVERALL	0- 1	1- 1	13- 11				
7- 3	0- 0	0- 0	HOME	0- 0	0- 0	7- 3				
6- 10	0- 1	0- 1	AWAY	0- 1	1- 1	5- 6				
1- 2	0- 0	0- 0	NEUTRAL	0- 0	0- 0	1- 2				
3- 6	0- 1	0- 1	NON-CONFERENCE	0- 1	1- 1	2- 2				
2- 0	0- 0	0- 0	HOME	0- 0	0- 0	2- 0				
1- 6	0- 1	0- 1	AWAY	0- 1	1- 1	0- 2				
0- 0	0- 0	0- 0	NEUTRAL	0- 0	0- 0	0- 0				
11- 9	0- 0	0- 0	CONFERENCE	0- 0	0- 0	11- 9				
5- 3	0- 0	0- 0	HOME	0- 0	0- 0	5- 3				
5- 4	0- 0	0- 0	AWAY	0- 0	0- 0	5- 4				
1- 2	0- 0	0- 0	NEUTRAL	0- 0	0- 0	1- 2				

RPI S	Opponent	Score	RPI S	Opponent	Score	RPI S	Opponent	Score	RPI S	Opponent	Score	Team's RPI: 206
18	A LSU	47 62	33	A Arkansas	49 69	54	A Texas	38 91	116	A Oral Roberts	89 80	
									149	A Stephen F. Austin	53 71	
									153	A Mississippi Val.	55 63	
									153	H Mississippi Val.	63 67	
									158	H Sam Houston St.	64 52	
									166	A Tulsa	56 61	
									190	A Ole Miss	53 78	
									198	A Alabama A&M	68 64	
									198	H Alabama A&M	64 76	
									198	N Alabama A&M	73 68	
									225	A Prairie View	55 73	
									225	N Prairie View	55 68	
									238	A Southern U.	67 72	
									238	H Southern U.	60 59	
									248	H La.-Monroe	75 71	
									261	A Alcorn St.	55 44	
									261	H Alcorn St.	66 58	
									261	N Alcorn St.	41 67	
									270	A Alabama St.	48 55	
									270	H Alabama St.	62 48	
									319	A Jackson St.	59 55	
									319	H Jackson St.	64 56	
									334	A Texas Southern	51 50	
									334	H Texas Southern	51 54	
									337	A Ark.-Pine Bluff	69 56	
									337	H Ark.-Pine Bluff	85 56	
LAST 12 Division I GAMES:												
			261	N Alcorn St.	41 67		319	H Jackson St.	64 56			
			198	N Alabama A&M	73 68		225	A Prairie View	55 73			
			198	A Alabama A&M	68 64		334	A Texas Southern	51 50			
			270	A Alabama St.	48 55		261	H Alcorn St.	66 58			
			337	H Ark.-Pine Bluff	85 56		238	H Southern U.	60 59			
			153	H Mississippi Val.	63 67		153	A Mississippi Val.	55 63			

Non-Div I Games: Paul Quinn 92 31

Grambling

■ Loss,
 ■ Non-Conf,
 ■ S Site,
 ■ Home
 ■ Away
 N Neutral

Average RPI Win:	182	WON-LOST	WINNING	LAST 12	STRENGTH OF	OPP. STRENGTH	TEAM	ADJ.	CONF.	ADJ CONF.
Average RPI Loss:	97	RECORD	PCT. RANK	GAMES	SCHEDULE	OF SCHEDULE	RPI	RPI	RPI	RPI
DIV. I ONLY	30- 1	3	11- 1	159	118	22	22	13	13	
DIV. I NON-CONF.	10- 0	1	0- 0	87	17	10	10	18	18	
TOTALS	RPI 1-25	RPI 26-50	W-L RECORDS	RPI 51-100	RPI 101-150	RPI 150+				
30- 1	1- 0	1- 0	OVERALL	4- 1	2- 0	22- 0				
16- 1	0- 0	1- 0	HOME	2- 1	1- 0	12- 0				
12- 0	0- 0	0- 0	AWAY	2- 0	0- 0	10- 0				
2- 0	1- 0	0- 0	NEUTRAL	0- 0	1- 0	0- 0				
10- 0	1- 0	1- 0	NON-CONFERENCE	2- 0	2- 0	4- 0				
5- 0	0- 0	1- 0	HOME	1- 0	1- 0	2- 0				
3- 0	0- 0	0- 0	AWAY	1- 0	0- 0	2- 0				
2- 0	1- 0	0- 0	NEUTRAL	0- 0	1- 0	0- 0				
20- 1	0- 0	0- 0	CONFERENCE	2- 1	0- 0	18- 0				
11- 1	0- 0	0- 0	HOME	1- 1	0- 0	10- 0				
9- 0	0- 0	0- 0	AWAY	1- 0	0- 0	8- 0				
0- 0	0- 0	0- 0	NEUTRAL	0- 0	0- 0	0- 0				

RPI S	Opponent	Score	RPI S	Opponent	Score	RPI S	Opponent	Score	RPI S	Opponent	Score
14 N	Georgia Tech	67 62	49 H	Eastern Mich.	84 53	78 A	Toledo	72 65	115 N	Illinois	82 62
						78 H	Toledo	84 68	126 H	Marquette	66 50
						97 A	Detroit	68 59	151 H	UNI	75 67
						97 H	Detroit	58 70	156 A	Ill.-Chicago	77 64
						97 H	Detroit	66 53	156 H	Ill.-Chicago	80 63
									156 H	Ill.-Chicago	73 53
									160 A	Wright St.	68 50
									160 H	Wright St.	64 59
									164 A	Wisconsin	65 49
									210 A	Butler	60 36
									210 H	Butler	78 53
									218 A	Loyola Chicago	85 56
									218 H	Loyola Chicago	76 49
									251 A	North Dakota St.	82 59
									252 A	Milwaukee	88 53
									252 H	Milwaukee	85 39
									257 A	Valparaiso	65 37
									257 H	Valparaiso	72 36
									257 H	Valparaiso	77 53
									259 A	Youngstown St.	77 72
									259 H	Youngstown St.	75 50
									269 A	Cleveland St.	90 59
									269 H	Cleveland St.	80 58
									271 H	Ball St.	80 39
LAST 12 Division I GAMES:											
97 H	Detroit	66 53	257 H	Valparaiso	72 36						
156 H	Ill.-Chicago	73 53	259 A	Youngstown St.	77 72						
257 H	Valparaiso	77 53	269 A	Cleveland St.	90 59						
156 A	Ill.-Chicago	77 64	160 H	Wright St.	64 59						
218 A	Loyola Chicago	85 56	97 H	Detroit	58 70						
210 H	Butler	78 53	252 H	Milwaukee	85 39						

Non-Div I Games:

Green Bay

Average RPI Win:	223	WON-LOST	WINNING	LAST 12	STRENGTH OF	OPP. STRENGTH	TEAM	ADJ.	CONF.	ADJ CONF.
Average RPI Loss:	86	RECORD	PCT. RANK	GAMES	SCHEDULE	OF SCHEDULE	RPI	RPI	RPI	RPI
DIV. I ONLY	26- 4	11	11- 1	290	196	62	62	28	28	
DIV. I NON-CONF.	8- 3	73	0- 0	286	51	88	88	26	26	
TOTALS	RPI 1-25	RPI 26-50	W-L RECORDS	RPI 51-100	RPI 101-150	RPI 150+				
26- 4	0- 0	0- 1	OVERALL	3- 2	5- 1	18- 0				
9- 1	0- 0	0- 0	HOME	1- 0	1- 1	7- 0				
13- 3	0- 0	0- 1	AWAY	1- 2	2- 0	10- 0				
4- 0	0- 0	0- 0	NEUTRAL	1- 0	2- 0	1- 0				
8- 3	0- 0	0- 1	NON-CONFERENCE	0- 2	2- 0	6- 0				
2- 0	0- 0	0- 0	HOME	0- 0	1- 0	1- 0				
5- 3	0- 0	0- 1	AWAY	0- 2	0- 0	5- 0				
1- 0	0- 0	0- 0	NEUTRAL	0- 0	1- 0	0- 0				
18- 1	0- 0	0- 0	CONFERENCE	3- 0	3- 1	12- 0				
7- 1	0- 0	0- 0	HOME	1- 0	0- 1	6- 0				
8- 0	0- 0	0- 0	AWAY	1- 0	2- 0	5- 0				
3- 0	0- 0	0- 0	NEUTRAL	1- 0	1- 0	1- 0				

RPI S	Opponent	Score	RPI S	Opponent	Score	RPI S	Opponent	Score	RPI S	Opponent	Score
41	A Florida	46 63	53	A Howard	52 39	123	H UMBC	75 47			
			53	H Howard	63 40	131	A Coppin St.	76 50			
			53	N Howard	54 53	131	H Coppin St.	66 69			
			72	A Tulane	53 66	131	N Coppin St.	64 43			
			99	A UAB	38 43	132	N Central Mich.	77 51			
						144	A Florida A&M	46 43			
						199	A Pittsburgh	60 37			
						204	A Boston College	71 63			
						215	H Md.-East. Shore	47 29			
						222	H East Carolina	76 48			
						253	A Norfolk St.	68 46			
						253	H Norfolk St.	92 43			
						253	N Norfolk St.	61 40			
						280	H South Carolina St.	73 41			
						281	A Jacksonville	68 55			
						284	A IPFW	79 62			
						298	A Morgan St.	83 51			
						298	H Morgan St.	74 60			
						306	A Bethune-Cookman	54 30			
						318	A Delaware St.	72 33			
						318	H Delaware St.	71 44			
						324	H Savannah St.	59 40			
						334	A Chicago St.	66 39			
						341	A N.C. Central	86 35			
LAST 12 Division I GAMES:											
53	N Howard	54 53	318	H Delaware St.	71 44						
131	N Coppin St.	64 43	215	H Md.-East. Shore	47 29						
253	N Norfolk St.	61 40	253	A Norfolk St.	68 46						
341	A N.C. Central	86 35	318	A Delaware St.	72 33						
306	A Bethune-Cookman	54 30	298	H Morgan St.	74 60						
144	A Florida A&M	46 43	131	H Coppin St.	66 69						

Non-Div I Games:

Hampton

Average RPI Win: 210	WON-LOST	WINNING	LAST 12	STRENGTH OF	OPP. STRENGTH	TEAM	ADJ.	CONF.	ADJ CONF.
Average RPI Loss: 106	RECORD	PCT. RANK	GAMES	SCHEDULE	OF SCHEDULE	RPI	RPI	RPI	RPI
DIV. I ONLY	19- 12	102	9- 3	137	131	103	103	16	16
DIV. I NON-CONF.	9- 5	97	0- 0	47	45	39	39	14	14
TOTALS	RPI 1-25	RPI 26-50	W-L RECORDS	RPI 51-100	RPI 101-150	RPI 150+			
19- 12	0- 2	0- 2	OVERALL	2- 3	3- 2	14- 3			
11- 4	0- 0	0- 0	HOME	1- 2	3- 0	7- 2			
7- 8	0- 2	0- 2	AWAY	1- 1	0- 2	6- 1			
1- 0	0- 0	0- 0	NEUTRAL	0- 0	0- 0	1- 0			
9- 5	0- 2	0- 2	NON-CONFERENCE	1- 0	2- 1	6- 0			
6- 0	0- 0	0- 0	HOME	1- 0	2- 0	3- 0			
2- 5	0- 2	0- 2	AWAY	0- 0	0- 1	2- 0			
1- 0	0- 0	0- 0	NEUTRAL	0- 0	0- 0	1- 0			
10- 7	0- 0	0- 0	CONFERENCE	1- 3	1- 1	8- 3			
5- 4	0- 0	0- 0	HOME	0- 2	1- 0	4- 2			
5- 3	0- 0	0- 0	AWAY	1- 1	0- 1	4- 1			
0- 0	0- 0	0- 0	NEUTRAL	0- 0	0- 0	0- 0			

RPI 1-25				RPI 26-50				RPI 51-100				RPI 101+ Team's RPI: 103			
RPI	S	Opponent	Score	RPI	S	Opponent	Score	RPI	S	Opponent	Score	RPI	S	Opponent	Score
3	A	Notre Dame	43 98	43	A	Marist	51 57	68	H	Hofstra	61 59	113	H	LIU Brooklyn	54 45
11	A	St. John's (NY)	45 70	47	A	Richmond	56 69	75	A	Boston U.	46 53	123	A	UMBC	59 71
								75	H	Boston U.	52 57	123	H	UMBC	66 54
								79	A	Albany (NY)	65 57	127	A	Providence	46 63
								79	H	Albany (NY)	37 40	129	H	Harvard	72 61
												186	N	TCU	64 60
												188	A	New Hampshire	45 64
												188	H	New Hampshire	64 46
												194	H	Manhattan	64 45
												204	H	Boston College	54 45
												212	A	UCF	55 46
												216	H	Central Conn. St.	65 56
												220	A	Binghamton	63 41
												220	H	Binghamton	67 58
												220	H	Binghamton	45 48
												275	A	Vermont	63 52
												275	H	Vermont	50 57
												286	A	Dartmouth	60 42
												314	A	Maine	59 40
												314	H	Maine	64 52
												328	A	Stony Brook	49 42
												328	H	Stony Brook	63 44
LAST 12 Division I GAMES:															
220	H	Binghamton	45 48	275	A	Vermont	63 52								
75	H	Boston U.	52 57	188	H	New Hampshire	64 46								
328	A	Stony Brook	49 42	79	A	Albany (NY)	65 57								
123	H	UMBC	66 54	328	H	Stony Brook	63 44								
314	A	Maine	59 40	75	A	Boston U.	46 53								
220	H	Binghamton	67 58	314	H	Maine	64 52								

Non-Div I Games:

Hartford

■ Loss,
 ■ Non-Conf,
 S Site,
 ■ Home
 ■ Away
 N Neutral

Harvard

Through Games Of Sunday, March 11, 2012

Average RPI Win:	225	WON-LOST	WINNING	LAST 12	STRENGTH OF	OPP. STRENGTH	TEAM	ADJ.	CONF.	ADJ CONF.
Average RPI Loss:	124	RECORD	PCT. RANK	GAMES	SCHEDULE	OF SCHEDULE	RPI	RPI	RPI	RPI
DIV. I ONLY	17- 11	108	9- 3	190	179	129	129	20	20	
DIV. I NON-CONF.	7- 7	160	0- 0	142	134	150	150	17	17	
TOTALS	RPI 1-25	RPI 26-50	W-L RECORDS	RPI 51-100	RPI 101-150	RPI 150+				
17- 11	1- 2	0- 1	OVERALL	1- 0	1- 4	14- 4				
8- 4	1- 1	0- 0	HOME	1- 0	0- 1	6- 2				
8- 6	0- 1	0- 1	AWAY	0- 0	1- 3	7- 1				
1- 1	0- 0	0- 0	NEUTRAL	0- 0	0- 0	1- 1				
7- 7	1- 0	0- 1	NON-CONFERENCE	1- 0	0- 3	5- 3				
3- 2	1- 0	0- 0	HOME	1- 0	0- 0	1- 2				
3- 4	0- 0	0- 1	AWAY	0- 0	0- 3	3- 0				
1- 1	0- 0	0- 0	NEUTRAL	0- 0	0- 0	1- 1				
10- 4	0- 2	0- 0	CONFERENCE	0- 0	1- 1	9- 1				
5- 2	0- 1	0- 0	HOME	0- 0	0- 1	5- 0				
5- 2	0- 1	0- 0	AWAY	0- 0	1- 0	4- 1				
0- 0	0- 0	0- 0	NEUTRAL	0- 0	0- 0	0- 0				

RPI 1-25					RPI 26-50					RPI 51-100					RPI 101+					Team's RPI: 129	
RPI	S	Opponent	Score		RPI	S	Opponent	Score		RPI	S	Opponent	Score		RPI	S	Opponent	Score			
11	H	St. John's (NY)	63	56	42	A	Iowa	81	90	75	H	Boston U.	62	57	103	A	Hartford	61	72		
24	A	Princeton	44	74											121	A	Minnesota	53	79		
24	H	Princeton	56	84											127	A	Providence	60	71		
															147	A	Yale	71	51		
															147	H	Yale	63	68		
															159	H	Holy Cross	68	73		
															186	A	TCU	56	44		
															188	A	New Hampshire	69	62		
															189	H	North Dakota	57	60		
															196	A	Penn	57	53		
															196	H	Penn	66	52		
															210	N	Butler	68	69		
															223	A	Brown	55	58		
															223	H	Brown	65	57		
															255	A	Massachusetts	68	47		
															261	N	Alcorn St.	78	55		
															265	A	Cornell	67	57		
															265	H	Cornell	65	59		
															286	A	Dartmouth	71	63		
															286	H	Dartmouth	74	69		
															315	H	Rhode Island	69	57		
															339	A	Columbia	68	56		
															339	H	Columbia	88	64		
LAST 12 Division I GAMES:																					
286	H	Dartmouth	74	69	223	A	Brown	55	58												
265	H	Cornell	65	59	24	H	Princeton	56	84												
339	H	Columbia	88	64	196	H	Penn	66	52												
196	A	Penn	57	53	339	A	Columbia	68	56												
24	A	Princeton	44	74	265	A	Cornell	67	57												
147	A	Yale	71	51	223	H	Brown	65	57												

Non-Div I Games:

Harvard

Loss, Non-Conf, S Site, H Home A Away N Neutral

Average RPI Win: 252	WON-LOST	WINNING	LAST 12	STRENGTH OF	OPP. STRENGTH	TEAM	ADJ.	CONF.	ADJ CONF.
Average RPI Loss: 141	RECORD	PCT. RANK	GAMES	SCHEDULE	OF SCHEDULE	RPI	RPI	RPI	RPI
DIV. I ONLY	10- 19	257	4- 8	144	217	250	250	25	25
DIV. I NON-CONF.	4- 10	266	0- 0	49	153	232	232	23	23
TOTALS	RPI 1-25	RPI 26-50	W-L RECORDS	RPI 51-100	RPI 101-150	RPI 150+			
10- 19	0- 1	0- 2	OVERALL	0- 6	1- 3	9- 7			
6- 13	0- 1	0- 2	HOME	0- 5	1- 2	5- 3			
4- 5	0- 0	0- 0	AWAY	0- 1	0- 1	4- 3			
0- 1	0- 0	0- 0	NEUTRAL	0- 0	0- 0	0- 1			
4- 10	0- 1	0- 2	NON-CONFERENCE	0- 4	1- 1	3- 2			
3- 9	0- 1	0- 2	HOME	0- 4	1- 1	2- 1			
1- 1	0- 0	0- 0	AWAY	0- 0	0- 0	1- 1			
0- 0	0- 0	0- 0	NEUTRAL	0- 0	0- 0	0- 0			
6- 9	0- 0	0- 0	CONFERENCE	0- 2	0- 2	6- 5			
3- 4	0- 0	0- 0	HOME	0- 1	0- 1	3- 2			
3- 4	0- 0	0- 0	AWAY	0- 1	0- 1	3- 2			
0- 1	0- 0	0- 0	NEUTRAL	0- 0	0- 0	0- 1			

RPI	S	Opponent	Score	RPI	S	Opponent	Score	RPI	S	Opponent	Score	RPI	S	Opponent	Score	Team's RPI: 250
20	H	DePaul	65 90	29	H	California	54 69	54	H	Texas	50 71	128	H	Denver	78 64	
				50	H	Virginia	43 60	57	H	Fla. Gulf Coast	52 72	146	H	UC Davis	57 62	
								64	A	Fresno St.	48 83	148	A	Utah St.	64 85	
								64	H	Fresno St.	52 83	148	H	Utah St.	55 69	
								86	H	North Carolina St.	54 84	171	A	Louisiana Tech	61 49	
								93	H	San Diego St.	44 71	171	H	Louisiana Tech	61 46	
												171	N	Louisiana Tech	54 63	
												183	H	Portland	64 82	
												192	H	Portland St.	78 66	
												260	A	Idaho	50 69	
												260	H	Idaho	61 69	
												261	H	Alcorn St.	66 63	
												268	A	Army	51 55	
												289	A	San Jose St.	67 83	
												289	H	San Jose St.	58 67	
												311	A	Nevada	72 63	
												311	H	Nevada	72 68	
												320	A	New Mexico St.	58 51	
												320	H	New Mexico St.	51 48	
												339	A	Columbia	66 55	
LAST 12 Division I GAMES:																
				171	N	Louisiana Tech	54 63	320	A	New Mexico St.	58 51					
				260	A	Idaho	50 69	289	H	San Jose St.	58 67					
				148	A	Utah St.	64 85	148	H	Utah St.	55 69					
				311	H	Nevada	72 68	260	H	Idaho	61 69					
				64	H	Fresno St.	52 83	64	A	Fresno St.	48 83					
				171	A	Louisiana Tech	61 49	311	A	Nevada	72 63					

Non-Div I Games: Hawaii Hilo 60 51

Hawaii

■ Loss,
 ■ Non-Conf, S Site,
 ■ Home
 ■ Away
 N Neutral

High Point

Through Games Of Sunday, March 11, 2012

Average RPI Win:	223	WON-LOST	WINNING	LAST 12	STRENGTH OF	OPP. STRENGTH	TEAM	ADJ.	CONF.	ADJ CONF.
Average RPI Loss:	162	RECORD	PCT. RANK	GAMES	SCHEDULE	OF SCHEDULE	RPI	RPI	RPI	RPI
DIV. I ONLY	20- 12	92	6- 6	216	252	154	154	26	26	
DIV. I NON-CONF.	5- 6	191	0- 0	172	67	184	184	28	28	
TOTALS	RPI 1-25	RPI 26-50	W-L RECORDS	RPI 51-100	RPI 101-150	RPI 150+				
20- 12	0- 0	0- 2	OVERALL	2- 3	2- 1	16- 6				
12- 4	0- 0	0- 0	HOME	1- 2	0- 0	11- 2				
7- 5	0- 0	0- 2	AWAY	1- 0	1- 0	5- 3				
1- 3	0- 0	0- 0	NEUTRAL	0- 1	1- 1	0- 1				
5- 6	0- 0	0- 2	NON-CONFERENCE	1- 1	2- 1	2- 2				
3- 1	0- 0	0- 0	HOME	1- 0	0- 0	2- 1				
1- 2	0- 0	0- 2	AWAY	0- 0	1- 0	0- 0				
1- 3	0- 0	0- 0	NEUTRAL	0- 1	1- 1	0- 1				
15- 6	0- 0	0- 0	CONFERENCE	1- 2	0- 0	14- 4				
9- 3	0- 0	0- 0	HOME	0- 2	0- 0	9- 1				
6- 3	0- 0	0- 0	AWAY	1- 0	0- 0	5- 3				
0- 0	0- 0	0- 0	NEUTRAL	0- 0	0- 0	0- 0				

RPI S	Opponent	Score	RPI S	Opponent	Score	RPI S	Opponent	Score	RPI S	Opponent	Score	Team's RPI: 154
28	A Vanderbilt	54 70	85	H Davidson	82 69	107	N Cincinnati	40 62				
50	A Virginia	41 67	90	N Central Ark.	56 69	112	A VCU	82 67				
			96	A Liberty	73 69	123	N UMBC	62 51				
			96	H Liberty	73 81	182	A Winthrop	58 53				
			96	H Liberty	65 73	182	H Winthrop	81 50				
						187	A Campbell	68 89				
						187	H Campbell	77 65				
						199	H Pittsburgh	82 75				
						207	A Charleston So.	72 77				
						207	H Charleston So.	84 58				
						213	A Radford	81 65				
						213	H Radford	85 70				
						213	H Radford	61 66				
						241	A Presbyterian	63 51				
						241	H Presbyterian	60 53				
						249	N Georgia St.	68 79				
						278	H Longwood	73 51				
						293	A Coastal Caro.	58 59				
						293	H Coastal Caro.	80 65				
						293	H Coastal Caro.	78 57				
						322	A Gardner-Webb	66 46				
						322	H Gardner-Webb	63 41				
						325	H Mercer	67 75				
						332	A UNC Asheville	74 56				
						332	H UNC Asheville	89 49				
LAST 12 Division I GAMES:												
96	H Liberty	73 81	241	H Presbyterian	60 53							
213	H Radford	85 70	293	A Coastal Caro.	58 59							
293	H Coastal Caro.	78 57	207	A Charleston So.	72 77							
332	A UNC Asheville	74 56	187	A Campbell	68 89							
322	A Gardner-Webb	66 46	96	H Liberty	65 73							
182	H Winthrop	81 50	213	H Radford	61 66							

Non-Div I Games:

High Point

Loss, Non-Conf, S Site, H Home A Away N Neutral

Hofstra

Through Games Of Sunday, March 11, 2012

Average RPI Win:	153	WON-LOST	WINNING	LAST 12	STRENGTH OF	OPP. STRENGTH	TEAM	ADJ.	CONF.	ADJ CONF.
Average RPI Loss:	73	RECORD	PCT. RANK	GAMES	SCHEDULE	OF SCHEDULE	RPI	RPI	RPI	RPI
DIV. I ONLY	19- 11	89	5- 7	71	69	68	68	7	7	
DIV. I NON-CONF.	8- 3	73	0- 0	33	16	27	27	7	7	
TOTALS	RPI 1-25	RPI 26-50	W-L RECORDS	RPI 51-100	RPI 101-150	RPI 150+				
19- 11	2- 4	1- 2	OVERALL	3- 1	2- 2	11- 2				
10- 4	1- 2	1- 1	HOME	2- 0	1- 0	5- 1				
7- 6	0- 2	0- 1	AWAY	1- 0	0- 2	6- 1				
2- 1	1- 0	0- 0	NEUTRAL	0- 1	1- 0	0- 0				
8- 3	2- 2	1- 0	NON-CONFERENCE	0- 0	1- 1	4- 0				
4- 1	1- 1	1- 0	HOME	0- 0	0- 0	2- 0				
2- 2	0- 1	0- 0	AWAY	0- 0	0- 1	2- 0				
2- 0	1- 0	0- 0	NEUTRAL	0- 0	1- 0	0- 0				
11- 8	0- 2	0- 2	CONFERENCE	3- 1	1- 1	7- 2				
6- 3	0- 1	0- 1	HOME	2- 0	1- 0	3- 1				
5- 4	0- 1	0- 1	AWAY	1- 0	0- 1	4- 1				
0- 1	0- 0	0- 0	NEUTRAL	0- 1	0- 0	0- 0				

RPI	S	Opponent	Score	RPI	S	Opponent	Score	RPI	S	Opponent	Score	RPI	S	Opponent	Score
7	A	Delaware	66 84	35	A	James Madison	61 80	66	A	Drexel	68 61	103	A	Hartford	59 61
7	H	Delaware	79 89	35	H	James Madison	63 81	66	H	Drexel	76 65	108	H	Towson	69 66
11	H	St. John's (NY)	93 82	43	H	Marist	71 69	77	H	UNC Wilmington	66 55	112	A	VCU	60 76
17	N	Kansas St.	64 54					77	N	UNC Wilmington	87 94	137	N	Drake	70 60
21	A	Gonzaga	88 101									161	A	Eastern Wash.	90 69
24	H	Princeton	69 74									169	A	George Mason	82 70
												178	H	Seton Hall	94 74
												180	A	Old Dominion	81 68
												180	H	Old Dominion	79 81
												205	A	Northeastern	62 80
												205	H	Northeastern	72 66
												216	H	Central Conn. St.	67 60
												227	A	William & Mary	100 97
												227	H	William & Mary	82 75
												249	A	Georgia St.	86 71
												249	H	Georgia St.	80 67
												317	A	Saint Peter's	66 52
LAST 12 Division I GAMES:															
77	N	UNC Wilmington	87 94	169	A	George Mason	82 70								
205	A	Northeastern	62 80	112	A	VCU	60 76								
77	H	UNC Wilmington	66 55	180	H	Old Dominion	79 81								
35	A	James Madison	61 80	227	H	William & Mary	82 75								
108	H	Towson	69 66	66	A	Drexel	68 61								
7	H	Delaware	79 89	7	A	Delaware	66 84								

Non-Div I Games:

Hofstra

■ Loss,
 ■ Non-Conf,
 ■ S Site,
 ■ H Home
 ■ A Away
 N Neutral

Average RPI Win: 241		WON-LOST	WINNING	LAST 12	STRENGTH OF	OPP. STRENGTH	TEAM	ADJ.	CONF.	ADJ CONF.
Average RPI Loss: 171		RECORD	PCT. RANK	GAMES	SCHEDULE	OF SCHEDULE	RPI	RPI	RPI	RPI
DIV. I ONLY		18- 14	134	6- 6	218	271	159	159	29	29
DIV. I NON-CONF.		9- 6	117	0- 0	193	146	113	113	29	29
TOTALS		RPI 1-25	RPI 26-50	W-L RECORDS	RPI 51-100	RPI 101-150	RPI 150+			
18- 14	0- 2		0- 0	OVERALL	1- 0	2- 3	15- 9			
9- 4	0- 0		0- 0	HOME	1- 0	0- 1	8- 3			
8- 10	0- 1		0- 0	AWAY	0- 0	2- 2	6- 6			
1- 0	0- 0		0- 0	NEUTRAL	0- 0	0- 0	1- 0			
9- 6	0- 2		0- 0	NON-CONFERENCE	1- 0	1- 1	7- 3			
5- 1	0- 0		0- 0	HOME	1- 0	0- 0	4- 1			
3- 5	0- 2		0- 0	AWAY	0- 0	1- 1	2- 2			
1- 0	0- 0		0- 0	NEUTRAL	0- 0	0- 0	1- 0			
9- 8	0- 0		0- 0	CONFERENCE	0- 0	1- 2	8- 6			
4- 3	0- 0		0- 0	HOME	0- 0	0- 1	4- 2			
5- 5	0- 0		0- 0	AWAY	0- 0	1- 1	4- 4			
0- 0	0- 0		0- 0	NEUTRAL	0- 0	0- 0	0- 0			

[illegible]

Non-Div I Games:

Holy Cross

■ Loss, ■ Non-Conf, S Site, H Home A Away N Neutral

Holy Cross

RPI S Opponent Score

Through Games Of Sunday, March 11, 2012

RPI	S	Opponent	Score
307	H	Colgate	74 72
330	A	Bucknell	49 38
330	H	Bucknell	70 53

Holy Cross

H
O
L
Y
C
R
O
S
S

H
O
L
Y
C
R
O
S
S

Average RPI Win: 250	WON-LOST	WINNING	LAST 12	STRENGTH OF	OPP. STRENGTH	TEAM	ADJ.	CONF.	ADJ CONF.
Average RPI Loss: 147	RECORD	PCT. RANK	GAMES	SCHEDULE	OF SCHEDULE	RPI	RPI	RPI	RPI
DIV. I ONLY	3- 26	335	1- 10	140	133	316	316	11	11
DIV. I NON-CONF.	1- 11	334	0- 0	236	215	331	331	12	12
TOTALS	RPI 1-25	RPI 26-50	W-L RECORDS	RPI 51-100	RPI 101-150	RPI 150+			
3- 26	0- 0	0- 3	OVERALL	0- 7	0- 2	3- 14			
2- 14	0- 0	0- 1	HOME	0- 4	0- 2	2- 7			
1- 11	0- 0	0- 2	AWAY	0- 3	0- 0	1- 6			
0- 1	0- 0	0- 0	NEUTRAL	0- 0	0- 0	0- 1			
1- 11	0- 0	0- 1	NON-CONFERENCE	0- 3	0- 2	1- 5			
1- 7	0- 0	0- 0	HOME	0- 2	0- 2	1- 3			
0- 4	0- 0	0- 1	AWAY	0- 1	0- 0	0- 2			
0- 0	0- 0	0- 0	NEUTRAL	0- 0	0- 0	0- 0			
2- 15	0- 0	0- 2	CONFERENCE	0- 4	0- 0	2- 9			
1- 7	0- 0	0- 1	HOME	0- 2	0- 0	1- 4			
1- 7	0- 0	0- 1	AWAY	0- 2	0- 0	1- 4			
0- 1	0- 0	0- 0	NEUTRAL	0- 0	0- 0	0- 1			

RPI 1-25			RPI 26-50			RPI 51-100			RPI 101+			Team's RPI: 316
RPI	S	Opponent	Score	RPI	S	Opponent	Score	RPI	S	Opponent	Score	
30	A	Georgetown	36 66	61	H	Texas Tech	58 88	116	H	Oral Roberts	60 76	
44	A	UTEP	43 87	72	A	Tulane	43 71	147	H	Yale	62 80	
44	H	UTEP	51 71	72	H	Tulane	51 71	166	A	Tulsa	53 67	
				80	A	Memphis	41 69	166	H	Tulsa	48 77	
				82	H	McNeese St.	59 72	171	H	Louisiana Tech	53 79	
				92	A	Washington	60 85	174	H	Marshall	41 65	
				99	H	UAB	43 67	177	A	Rice	40 68	
								177	H	Rice	50 58	
								177	N	Rice	50 64	
								179	A	SMU	61 76	
								179	H	SMU	50 63	
								186	H	TCU	35 80	
								195	A	Southern Miss.	56 49	
								212	H	UCF	66 53	
								222	A	East Carolina	77 83	
								277	A	New Mexico	44 70	
								301	A	UTSA	59 70	
								320	H	New Mexico St.	62 63	
								342	H	Houston Baptist	83 60	
LAST 12 Division I GAMES:												
177	N	Rice	50 64	80	A	Memphis	41 69					
72	A	Tulane	43 71	72	H	Tulane	51 71					
212	H	UCF	66 53	166	A	Tulsa	53 67					
177	A	Rice	40 68	179	H	SMU	50 63					
44	H	UTEP	51 71	177	H	Rice	50 58					
222	A	East Carolina	77 83	44	A	UTEP	43 87					

Non-Div I Games:

Houston

■ Loss,
 ■ Non-Conf,
 ■ S Site,
 ■ Home
 ■ A Away
 N Neutral

HEAD-ON SUPERBOWL				THROUGH GAMES OF SUNDAY, MARCH 11, 2012						
Average RPI Win:	0	WON-LOST	WINNING	LAST 12	STRENGTH OF	OPP. STRENGTH	TEAM	ADJ.	CONF.	ADJ CONF.
Average RPI Loss:	241	RECORD	PCT. RANK	GAMES	SCHEDULE	OF SCHEDULE	RPI	RPI	RPI	RPI
DIV. I ONLY	0- 27	342	0- 12	336	342	342	342	342	33	33
DIV. I NON-CONF.	0- 16	337	0- 1	269	327	341	341	33	33	
TOTALS	RPI 1-25	RPI 26-50	W-L RECORDS	RPI 51-100	RPI 101-150	RPI 150+				
0- 27	0- 0	0- 2	OVERALL	0- 0	0- 2	0- 23				
0- 12	0- 0	0- 0	HOME	0- 0	0- 1	0- 11				
0- 13	0- 0	0- 2	AWAY	0- 0	0- 1	0- 10				
0- 2	0- 0	0- 0	NEUTRAL	0- 0	0- 0	0- 2				
0- 16	0- 0	0- 2	NON-CONFERENCE	0- 0	0- 2	0- 12				
0- 7	0- 0	0- 0	HOME	0- 0	0- 1	0- 6				
0- 8	0- 0	0- 2	AWAY	0- 0	0- 1	0- 5				
0- 1	0- 0	0- 0	NEUTRAL	0- 0	0- 0	0- 1				
0- 11	0- 0	0- 0	CONFERENCE	0- 0	0- 0	0- 11				
0- 5	0- 0	0- 0	HOME	0- 0	0- 0	0- 5				
0- 5	0- 0	0- 0	AWAY	0- 0	0- 0	0- 5				
0- 1	0- 0	0- 0	NEUTRAL	0- 0	0- 0	0- 1				

[illegible]

Non-Div I Games: Huston-Tillotson 87 70

Houston Baptist

■ Loss, ■ Non-Conf, S Site, H Home A Away N Neutral

Average RPI Win: 230	WON-LOST	WINNING	LAST 12	STRENGTH OF	OPP. STRENGTH	TEAM	ADJ.	CONF.	ADJ CONF.
Average RPI Loss: 80	RECORD	PCT. RANK	GAMES	SCHEDULE	OF SCHEDULE	RPI	RPI	RPI	RPI
DIV. I ONLY	24- 8	34	11- 1	129	254	53	53	28	28
DIV. I NON-CONF.	8- 5	107	0- 0	73	81	49	49	26	26
TOTALS	RPI 1-25	RPI 26-50	W-L RECORDS	RPI 51-100	RPI 101-150	RPI 150+			
24- 8	0- 2	0- 1	OVERALL	2- 3	4- 0	18- 2			
10- 1	0- 0	0- 0	HOME	0- 1	2- 0	8- 0			
11- 6	0- 2	0- 1	AWAY	1- 1	1- 0	9- 2			
3- 1	0- 0	0- 0	NEUTRAL	1- 1	1- 0	1- 0			
8- 5	0- 2	0- 1	NON-CONFERENCE	2- 0	0- 0	6- 2			
3- 0	0- 0	0- 0	HOME	0- 0	0- 0	3- 0			
4- 5	0- 2	0- 1	AWAY	1- 0	0- 0	3- 2			
1- 0	0- 0	0- 0	NEUTRAL	1- 0	0- 0	0- 0			
16- 3	0- 0	0- 0	CONFERENCE	0- 3	4- 0	12- 0			
7- 1	0- 0	0- 0	HOME	0- 1	2- 0	5- 0			
7- 1	0- 0	0- 0	AWAY	0- 1	1- 0	6- 0			
2- 1	0- 0	0- 0	NEUTRAL	0- 1	1- 0	1- 0			

RPI S	Opponent	Score	RPI S	Opponent	Score	RPI S	Opponent	Score	RPI S	Opponent	Score
1	A Baylor	28 82	26	A Ohio St.	50 73	62	A Hampton	40 63	131	A Coppin St.	50 49
11	A St. John's (NY)	48 63				62	H Hampton	39 52	131	H Coppin St.	63 52
						62	N Hampton	53 54	144	H Florida A&M	68 61
						88	A Wake Forest	63 59	144	N Florida A&M	51 43
						97	N Detroit	60 58	178	A Seton Hall	63 44
									184	H Navy	60 50
									193	A Loyola Maryland	56 62
									197	A Mt. St. Mary's	67 55
									215	A Md.-East. Shore	49 36
									215	H Md.-East. Shore	62 49
									221	A Akron	63 64
									235	H Buffalo	81 57
									239	A Fairleigh Dickinson	66 56
									253	A Norfolk St.	73 50
									266	H N.C. A&T	65 57
									280	A South Carolina St.	69 46
									280	N South Carolina St.	57 42
									298	A Morgan St.	64 55
									306	H Bethune-Cookman	58 50
									318	A Delaware St.	67 52
									318	H Delaware St.	59 49
									324	A Savannah St.	64 51
									326	H NJIT	58 31
									341	H N.C. Central	67 26
LAST 12 Division I GAMES:											
62	N Hampton	53 54	306	H Bethune-Cookman	58 50						
144	N Florida A&M	51 43	144	H Florida A&M	68 61						
280	N South Carolina St.	57 42	298	A Morgan St.	64 55						
318	A Delaware St.	67 52	215	A Md.-East. Shore	49 36						
215	H Md.-East. Shore	62 49	280	A South Carolina St.	69 46						
131	A Coppin St.	50 49	324	A Savannah St.	64 51						

Non-Div I Games:

Howard

■ Loss,
 ■ Non-Conf,
 ■ S Site,
 ■ Home
 ■ A Away
 N Neutral

Average RPI Win: 221	WON-LOST	WINNING	LAST 12	STRENGTH OF	OPP. STRENGTH	TEAM	ADJ.	CONF.	ADJ CONF.
Average RPI Loss: 152	RECORD	PCT. RANK	GAMES	SCHEDULE	OF SCHEDULE	RPI	RPI	RPI	RPI
DIV. I ONLY	8- 21	283	2- 10	163	181	284	284	19	19
DIV. I NON-CONF.	2- 8	293	0- 0	110	158	286	286	11	11
TOTALS	RPI 1-25	RPI 26-50	W-L RECORDS	RPI 51-100	RPI 101-150	RPI 150+			
8- 21	0- 1	0- 0	OVERALL	1- 7	1- 4	6- 9			
7- 7	0- 0	0- 0	HOME	1- 2	1- 1	5- 4			
1- 13	0- 1	0- 0	AWAY	0- 4	0- 3	1- 5			
0- 1	0- 0	0- 0	NEUTRAL	0- 1	0- 0	0- 0			
2- 8	0- 1	0- 0	NON-CONFERENCE	0- 3	0- 1	2- 3			
2- 3	0- 0	0- 0	HOME	0- 1	0- 0	2- 2			
0- 5	0- 1	0- 0	AWAY	0- 2	0- 1	0- 1			
0- 0	0- 0	0- 0	NEUTRAL	0- 0	0- 0	0- 0			
6- 13	0- 0	0- 0	CONFERENCE	1- 4	1- 3	4- 6			
5- 4	0- 0	0- 0	HOME	1- 1	1- 1	3- 2			
1- 8	0- 0	0- 0	AWAY	0- 2	0- 2	1- 4			
0- 1	0- 0	0- 0	NEUTRAL	0- 1	0- 0	0- 0			

RPI	S	Opponent	Score	RPI	S	Opponent	Score	RPI	S	Opponent	Score	RPI	S	Opponent	Score	Team's RPI: 284
15	A	Purdue	36 73					55	A	South Dakota St.	58 81	107	A	Cincinnati	42 74	
								55	H	South Dakota St.	66 76	116	A	Oral Roberts	62 102	
								55	N	South Dakota St.	59 80	116	H	Oral Roberts	61 62	
								62	H	Hampton	62 79	150	A	UMKC	62 79	
								63	A	Michigan St.	56 62	150	H	UMKC	82 76	
								87	A	South Dakota	56 70	165	H	SIU Edwardsville	57 72	
								87	H	South Dakota	65 63	210	H	Butler	68 60	
								97	A	Detroit	60 90	236	A	Western Ill.	75 81	
												236	H	Western Ill.	73 54	
												240	A	Oakland	52 45	
												240	H	Oakland	47 67	
												251	A	North Dakota St.	70 77	
												251	H	North Dakota St.	50 64	
												254	A	IUPUI	62 76	
												254	H	IUPUI	59 50	
												257	A	Valparaiso	43 64	
												259	H	Youngstown St.	81 91	
												278	H	Longwood	73 54	
												309	A	Southern Utah	68 80	
												309	H	Southern Utah	70 60	
LAST 12 Division I GAMES:																

Non-Div I Games: Grace (IN) 71 54

IPFW

■ Loss,
 ■ Non-Conf,
 ■ S Site,
 ■ Home
 ■ Away
 N Neutral

Average RPI Win: 221	WON-LOST	WINNING	LAST 12	STRENGTH OF	OPP. STRENGTH	TEAM	ADJ.	CONF.	ADJ CONF.
Average RPI Loss: 159	RECORD	PCT. RANK	GAMES	SCHEDULE	OF SCHEDULE	RPI	RPI	RPI	RPI
DIV. I ONLY	11- 19	250	5- 7	248	145	254	254	19	19
DIV. I NON-CONF.	3- 7	262	0- 0	250	95	266	266	11	11
TOTALS	RPI 1-25	RPI 26-50	W-L RECORDS	RPI 51-100	RPI 101-150	RPI 150+			
11- 19	0- 1	0- 0	OVERALL	1- 5	1- 5	9- 8			
7- 5	0- 0	0- 0	HOME	1- 1	1- 2	5- 2			
1- 13	0- 1	0- 0	AWAY	0- 3	0- 3	1- 6			
3- 1	0- 0	0- 0	NEUTRAL	0- 1	0- 0	3- 0			
3- 7	0- 1	0- 0	NON-CONFERENCE	0- 1	0- 2	3- 3			
1- 2	0- 0	0- 0	HOME	0- 0	0- 1	1- 1			
0- 5	0- 1	0- 0	AWAY	0- 1	0- 1	0- 2			
2- 0	0- 0	0- 0	NEUTRAL	0- 0	0- 0	2- 0			
8- 12	0- 0	0- 0	CONFERENCE	1- 4	1- 3	6- 5			
6- 3	0- 0	0- 0	HOME	1- 1	1- 1	4- 1			
1- 8	0- 0	0- 0	AWAY	0- 2	0- 2	1- 4			
1- 1	0- 0	0- 0	NEUTRAL	0- 1	0- 0	1- 0			

RPI 1-25				RPI 26-50				RPI 51-100				RPI 101+ Team's RPI: 254			
RPI	S	Opponent	Score	RPI	S	Opponent	Score	RPI	S	Opponent	Score	RPI	S	Opponent	Score
15	A	Purdue	45 75					52	A	Kansas	50 71	116	A	Oral Roberts	55 67
								55	A	South Dakota St.	52 66	116	H	Oral Roberts	72 48
								55	H	South Dakota St.	63 74	120	H	Eastern Ill.	49 64
								55	N	South Dakota St.	54 79	142	A	Indiana St.	40 65
								87	A	South Dakota	65 73	150	A	UMKC	55 63
								87	H	South Dakota	52 42	150	H	UMKC	56 58
												163	N	Fla. Atlantic	74 64
												172	N	Lamar	61 34
												210	A	Butler	50 58
												219	H	Indiana	64 65
												236	A	Western Ill.	68 64
												236	H	Western Ill.	60 65
												240	A	Oakland	50 54
												240	H	Oakland	64 61
												251	A	North Dakota St.	56 58
												251	H	North Dakota St.	49 39
												251	N	North Dakota St.	80 64
												276	A	Southern Ill.	63 77
												284	A	IPFW	50 59
												284	H	IPFW	76 62
												309	A	Southern Utah	48 58
												309	H	Southern Utah	56 49
												327	H	St. Francis (NY)	75 56
LAST 12 Division I GAMES:															
				55	N	South Dakota St.	54 79	116	A	Oral Roberts	55 67				
				251	N	North Dakota St.	80 64	309	A	Southern Utah	48 58				
				251	A	North Dakota St.	56 58	240	H	Oakland	64 61				
				55	A	South Dakota St.	52 66	284	H	IPFW	76 62				
				150	H	UMKC	56 58	236	A	Western Ill.	68 64				
				87	H	South Dakota	52 42	87	A	South Dakota	65 73				

Non-Div I Games: Marygrove 82 43 Trine 79 24

IUPUI

Loss, Non-Conf, S Site, H Home A Away N Neutral

Average RPI Win:	271	WON-LOST	WINNING	LAST 12	STRENGTH OF	OPP. STRENGTH	TEAM	ADJ.	CONF.	ADJ CONF.
Average RPI Loss:	160	RECORD	PCT. RANK	GAMES	SCHEDULE	OF SCHEDULE	RPI	RPI	RPI	RPI
DIV. I ONLY	10- 20	261	7- 5	175	273	260	260	25	25	
DIV. I NON-CONF.	3- 11	290	0- 0	126	262	282	282	23	23	
TOTALS	RPI 1-25	RPI 26-50	W-L RECORDS	RPI 51-100	RPI 101-150	RPI 150+				
10- 20	0- 1	0- 0	OVERALL	0- 4	0- 4	10- 11				
4- 9	0- 1	0- 0	HOME	0- 2	0- 1	4- 5				
3- 8	0- 0	0- 0	AWAY	0- 1	0- 2	3- 5				
3- 3	0- 0	0- 0	NEUTRAL	0- 1	0- 1	3- 1				
3- 11	0- 1	0- 0	NON-CONFERENCE	0- 1	0- 2	3- 7				
1- 5	0- 1	0- 0	HOME	0- 1	0- 0	1- 3				
0- 4	0- 0	0- 0	AWAY	0- 0	0- 1	0- 3				
2- 2	0- 0	0- 0	NEUTRAL	0- 0	0- 1	2- 1				
7- 9	0- 0	0- 0	CONFERENCE	0- 3	0- 2	7- 4				
3- 4	0- 0	0- 0	HOME	0- 1	0- 1	3- 2				
3- 4	0- 0	0- 0	AWAY	0- 1	0- 1	3- 2				
1- 1	0- 0	0- 0	NEUTRAL	0- 1	0- 0	1- 0				

RPI 1-25				RPI 26-50				RPI 51-100				RPI 101+ Team's RPI: 260			
RPI	S	Opponent	Score	RPI	S	Opponent	Score	RPI	S	Opponent	Score	RPI	S	Opponent	Score
21	H	Gonzaga	42 91					64	A	Fresno St.	68 76	114	A	Colorado	59 68
								64	H	Fresno St.	49 72	138	N	Pepperdine	48 57
								64	N	Fresno St.	55 80	148	A	Utah St.	63 85
								92	H	Washington	49 66	148	H	Utah St.	70 78
												152	H	Seattle	72 80
												161	A	Eastern Wash.	61 76
												168	A	Montana	57 64
												171	A	Louisiana Tech	54 66
												171	H	Louisiana Tech	57 61
												189	A	North Dakota	54 84
												189	H	North Dakota	68 78
												189	N	North Dakota	53 50
												195	N	Southern Miss.	62 63
												226	H	Wyoming	65 59
												250	A	Hawaii	69 61
												250	H	Hawaii	69 50
												289	A	San Jose St.	67 63
												289	H	San Jose St.	70 65
												289	N	San Jose St.	67 63
												297	N	Morehead St.	71 45
												310	H	UC Riverside	57 70
												311	A	Nevada	87 86
												311	H	Nevada	70 76
												320	A	New Mexico St.	47 61
												320	H	New Mexico St.	62 59
LAST 12 Division I GAMES:															
				64	N	Fresno St.	55 80	64	A	Fresno St.	68 76				
				289	N	San Jose St.	67 63	171	H	Louisiana Tech	57 61				
				250	H	Hawaii	69 50	320	H	New Mexico St.	62 59				
				289	H	San Jose St.	70 65	289	A	San Jose St.	67 63				
				148	A	Utah St.	63 85	250	A	Hawaii	69 61				
				311	A	Nevada	87 86	148	H	Utah St.	70 78				

Non-Div I Games: Carroll (MT) 63 40 Corban 77 74

Idaho

Loss, Non-Conf, S Site, H Home A Away N Neutral

Average RPI Win:	200	WON-LOST	WINNING	LAST 12	STRENGTH OF	OPP. STRENGTH	TEAM	ADJ.	CONF.	ADJ CONF.
Average RPI Loss:	139	RECORD	PCT. RANK	GAMES	SCHEDULE	OF SCHEDULE	RPI	RPI	RPI	RPI
DIV. I ONLY	22- 7	33	10- 2	135	232	67	67	17	17	
DIV. I NON-CONF.	6- 5	139	0- 0	46	300	94	94	15	15	
TOTALS	RPI 1-25	RPI 26-50	W-L RECORDS	RPI 51-100	RPI 101-150	RPI 150+				
22- 7	0- 0	0- 1	OVERALL	2- 2	5- 2	15- 2				
11- 2	0- 0	0- 0	HOME	0- 1	3- 1	8- 0				
8- 4	0- 0	0- 1	AWAY	0- 0	2- 1	6- 2				
3- 1	0- 0	0- 0	NEUTRAL	2- 1	0- 0	1- 0				
6- 5	0- 0	0- 1	NON-CONFERENCE	2- 2	1- 1	3- 1				
2- 1	0- 0	0- 0	HOME	0- 1	1- 0	1- 0				
1- 3	0- 0	0- 1	AWAY	0- 0	0- 1	1- 1				
3- 1	0- 0	0- 0	NEUTRAL	2- 1	0- 0	1- 0				
16- 2	0- 0	0- 0	CONFERENCE	0- 0	4- 1	12- 1				
9- 1	0- 0	0- 0	HOME	0- 0	2- 1	7- 0				
7- 1	0- 0	0- 0	AWAY	0- 0	2- 0	5- 1				
0- 0	0- 0	0- 0	NEUTRAL	0- 0	0- 0	0- 0				

RPI 1-25				RPI 26-50				RPI 51-100				Team's RPI: 67	RPI 101+			
RPI	S	Opponent	Score	RPI	S	Opponent	Score	RPI	S	Opponent	Score		RPI	S	Opponent	Score
				44	A	UTEP	63 79	59	N	Chattanooga	65 62		109	A	Utah	31 56
								72	N	Tulane	37 45		110	A	Northern Colo.	64 50
								87	H	South Dakota	54 66		110	H	Northern Colo.	57 52
								91	N	South Fla.	76 63		110	H	Northern Colo.	49 46
													136	A	Montana St.	59 58
													136	H	Montana St.	67 79
													148	H	Utah St.	67 65
													161	A	Eastern Wash.	63 50
													161	H	Eastern Wash.	63 58
													168	A	Montana	58 51
													168	H	Montana	54 48
													192	A	Portland St.	70 59
													192	H	Portland St.	78 63
													232	A	Sacramento St.	65 73
													232	H	Sacramento St.	78 57
													232	H	Sacramento St.	70 57
													245	H	Boise St.	84 75
													295	A	Northern Ariz.	49 44
													295	H	Northern Ariz.	62 54
													296	A	Utah Valley	59 68
													319	N	Jackson St.	47 36
													320	A	New Mexico St.	59 42
													333	A	Weber St.	54 52
													333	H	Weber St.	65 53
LAST 12 Division I GAMES:																
				110	H	Northern Colo.	49 46	192	A	Portland St.	70 59					
				232	H	Sacramento St.	70 57	295	H	Northern Ariz.	62 54					
				161	H	Eastern Wash.	63 58	168	H	Montana	54 48					
				161	A	Eastern Wash.	63 50	136	H	Montana St.	67 79					
				232	A	Sacramento St.	65 73	333	A	Weber St.	54 52					
				333	H	Weber St.	65 53	110	A	Northern Colo.	64 50					

Non-Div I Games: Okla. Panhandle 90 48 Great Falls 86 42

Idaho St.

■ Loss,
 ■ Non-Conf, S Site,
 ■ Home
 ■ Away
 N Neutral

Ill.-Chicago

Through Games Of Sunday, March 11, 2012

Average RPI Win:	222	WON-LOST	WINNING	LAST 12	STRENGTH OF	OPP. STRENGTH	TEAM	ADJ.	CONF.	ADJ CONF.
Average RPI Loss:	141	RECORD	PCT. RANK	GAMES	SCHEDULE	OF SCHEDULE	RPI	RPI	RPI	RPI
DIV. I ONLY	16- 13	140	6- 6	150	213	156	156	13	13	
DIV. I NON-CONF.	5- 4	134	0- 0	199	247	163	163	18	18	
TOTALS	RPI 1-25	RPI 26-50	W-L RECORDS	RPI 51-100	RPI 101-150	RPI 150+				
16- 13	0- 3	0- 0	OVERALL	1- 2	2- 1	13- 7				
11- 4	0- 1	0- 0	HOME	1- 0	2- 1	8- 2				
5- 9	0- 2	0- 0	AWAY	0- 2	0- 0	5- 5				
0- 0	0- 0	0- 0	NEUTRAL	0- 0	0- 0	0- 0				
5- 4	0- 0	0- 0	NON-CONFERENCE	0- 1	2- 1	3- 2				
4- 1	0- 0	0- 0	HOME	0- 0	2- 1	2- 0				
1- 3	0- 0	0- 0	AWAY	0- 1	0- 0	1- 2				
0- 0	0- 0	0- 0	NEUTRAL	0- 0	0- 0	0- 0				
11- 9	0- 3	0- 0	CONFERENCE	1- 1	0- 0	10- 5				
7- 3	0- 1	0- 0	HOME	1- 0	0- 0	6- 2				
4- 6	0- 2	0- 0	AWAY	0- 1	0- 0	4- 3				
0- 0	0- 0	0- 0	NEUTRAL	0- 0	0- 0	0- 0				

RPI 1-25				RPI 26-50				RPI 51-100				RPI 101+ Team's RPI: 156			
RPI	S	Opponent	Score	RPI	S	Opponent	Score	RPI	S	Opponent	Score	RPI	S	Opponent	Score
22	A	Green Bay	53 73					97	A	Detroit	57 62	120	H	Eastern Ill.	66 50
22	A	Green Bay	63 80					97	H	Detroit	66 59	137	H	Drake	61 48
22	H	Green Bay	64 77					100	A	Illinois St.	56 77	142	H	Indiana St.	59 75
												160	A	Wright St.	70 80
												160	H	Wright St.	60 62
												165	A	SIU Edwardsville	57 63
												201	A	Northern Ill.	49 47
												210	A	Butler	48 51
												210	H	Butler	66 53
												210	H	Butler	77 42
												218	A	Loyola Chicago	57 56
												218	H	Loyola Chicago	66 70
												231	H	Saint Louis	68 60
												240	A	Oakland	45 48
												252	A	Milwaukee	67 41
												252	H	Milwaukee	59 52
												257	A	Valparaiso	54 43
												257	H	Valparaiso	54 43
												259	A	Youngstown St.	77 68
												259	H	Youngstown St.	70 62
												269	A	Cleveland St.	80 83
												269	H	Cleveland St.	72 50
												323	H	Southeast Mo. St.	69 54
LAST 12 Division I GAMES:															
22	A	Green Bay	53 73	257	A	Valparaiso	54 43								
210	H	Butler	66 53	269	H	Cleveland St.	72 50								
22	H	Green Bay	64 77	259	H	Youngstown St.	70 62								
252	H	Milwaukee	59 52	97	A	Detroit	57 62								
218	H	Loyola Chicago	66 70	160	A	Wright St.	70 80								
210	A	Butler	48 51	218	A	Loyola Chicago	57 56								

Non-Div I Games: Roosevelt 78 58 Central Methodist 67 46

Ill.-Chicago

Loss, Non-Conf, S Site, H Home A Away N Neutral

Illinois

Through Games Of Sunday, March 11, 2012

Average RPI Win:	143	WON-LOST	WINNING	LAST 12	STRENGTH OF	OPP. STRENGTH	TEAM	ADJ.	CONF.	ADJ CONF.
Average RPI Loss:	62	RECORD	PCT. RANK	GAMES	SCHEDULE	OF SCHEDULE	RPI	RPI	RPI	RPI
DIV. I ONLY	11- 19	250	5- 7	18	58	115	115	5	5	
DIV. I NON-CONF.	6- 7	180	0- 0	16	76	80	80	5	5	
TOTALS	RPI 1-25	RPI 26-50	W-L RECORDS	RPI 51-100	RPI 101-150	RPI 150+				
11- 19	0- 4	1- 8	OVERALL	3- 2	3- 3	4- 2				
5- 6	0- 2	1- 3	HOME	1- 0	2- 0	1- 1				
5- 8	0- 1	0- 3	AWAY	2- 0	0- 3	3- 1				
1- 5	0- 1	0- 2	NEUTRAL	0- 2	1- 0	0- 0				
6- 7	0- 1	0- 3	NON-CONFERENCE	2- 2	1- 1	3- 0				
2- 1	0- 0	0- 1	HOME	1- 0	0- 0	1- 0				
3- 2	0- 0	0- 1	AWAY	1- 0	0- 1	2- 0				
1- 4	0- 1	0- 1	NEUTRAL	0- 2	1- 0	0- 0				
5- 12	0- 3	1- 5	CONFERENCE	1- 0	2- 2	1- 2				
3- 5	0- 2	1- 2	HOME	0- 0	2- 0	0- 1				
2- 6	0- 1	0- 2	AWAY	1- 0	0- 2	1- 1				
0- 1	0- 0	0- 1	NEUTRAL	0- 0	0- 0	0- 0				

RPI S Opponent Score	RPI S Opponent Score	RPI S Opponent Score	RPI S Opponent Score
15 A Purdue 66 77	26 A Ohio St. 84 96	61 N Texas Tech 64 70	118 A Northwestern 58 59
15 H Purdue 63 64	26 H Ohio St. 66 65	63 A Michigan St. 71 62	118 H Northwestern 69 57
19 H Penn St. 65 71	29 A California 56 80	65 N Arizona St. 50 51	121 A Minnesota 53 60
22 N Green Bay 62 82	31 H Nebraska 47 67	80 H Memphis 62 54	121 H Minnesota 72 67
	32 H South Carolina 52 71	100 A Illinois St. 66 56	136 N Montana St. 68 56
	34 N Dayton 66 80		139 A Oregon 74 77
	42 A Iowa 62 69		164 A Wisconsin 60 72
	45 H Michigan 50 70		164 H Wisconsin 67 70
	45 N Michigan 53 68		198 H Alabama A&M 83 65
			219 A Indiana 61 60
			247 A Clemson 61 50
			269 A Cleveland St. 72 42
LAST 12 Division I GAMES:			
45 N Michigan 53 68	15 A Purdue 66 77		
164 A Wisconsin 60 72	121 H Minnesota 72 67		
118 H Northwestern 69 57	31 H Nebraska 47 67		
121 A Minnesota 53 60	63 A Michigan St. 71 62		
219 A Indiana 61 60	26 A Ohio St. 84 96		
26 H Ohio St. 66 65	19 H Penn St. 65 71		

Non-Div I Games:

Illinois

Loss, Non-Conf, S Site, H Home A Away N Neutral

Average RPI Win:	190	WON-LOST	WINNING	LAST 12	STRENGTH OF	OPP. STRENGTH	TEAM	ADJ.	CONF.	ADJ CONF.
Average RPI Loss:	91	RECORD	PCT. RANK	GAMES	SCHEDULE	OF SCHEDULE	RPI	RPI	RPI	RPI
DIV. I ONLY	18- 12	111	8- 4	131	94	100	100	10	10	
DIV. I NON-CONF.	5- 6	191	0- 0	150	39	169	169	10	10	
TOTALS	RPI 1-25	RPI 26-50	W-L RECORDS	RPI 51-100	RPI 101-150	RPI 150+				
18- 12	0- 1	0- 1	OVERALL	1- 4	7- 5	10- 1				
11- 3	0- 1	0- 0	HOME	1- 1	4- 1	6- 0				
6- 8	0- 0	0- 1	AWAY	0- 3	3- 3	3- 1				
1- 1	0- 0	0- 0	NEUTRAL	0- 0	0- 1	1- 0				
5- 6	0- 1	0- 1	NON-CONFERENCE	0- 1	0- 3	5- 0				
3- 2	0- 1	0- 0	HOME	0- 0	0- 1	3- 0				
1- 4	0- 0	0- 1	AWAY	0- 1	0- 2	1- 0				
1- 0	0- 0	0- 0	NEUTRAL	0- 0	0- 0	1- 0				
13- 6	0- 0	0- 0	CONFERENCE	1- 3	7- 2	5- 1				
8- 1	0- 0	0- 0	HOME	1- 1	4- 0	3- 0				
5- 4	0- 0	0- 0	AWAY	0- 2	3- 1	2- 1				
0- 1	0- 0	0- 0	NEUTRAL	0- 0	0- 1	0- 0				

RPI 1-25				RPI 26-50				RPI 51-100				RPI 101+			
RPI	S	Opponent	Score	RPI	S	Opponent	Score	RPI	S	Opponent	Score	RPI	S	Opponent	Score
20	H	DePaul	54 73	45	A	Michigan	59 76	56	A	Missouri St.	68 83	111	A	Wichita St.	68 59
								56	H	Missouri St.	76 80	111	H	Wichita St.	68 62
								65	A	Arizona St.	54 77	115	H	Illinois	56 66
								70	A	Creighton	59 68	118	A	Northwestern	62 69
								70	H	Creighton	79 66	120	A	Eastern Ill.	69 83
												137	A	Drake	66 51
												137	H	Drake	71 67
												137	N	Drake	54 56
												142	A	Indiana St.	53 67
												142	H	Indiana St.	78 67
												145	A	Bradley	67 65
												145	H	Bradley	82 63
												151	A	UNI	73 79
												151	H	UNI	84 68
												156	H	Ill.-Chicago	77 56
												201	H	Northern Ill.	81 62
												230	N	Arkansas St.	78 50
												233	H	Western Ky.	71 45
												271	A	Ball St.	63 52
												276	A	Southern Ill.	72 50
												276	H	Southern Ill.	75 51
												312	A	Evansville	62 59
												312	H	Evansville	62 49
LAST 12 Division I GAMES:															
				137	N	Drake	54 56	70	A	Creighton	59 68				
				276	A	Southern Ill.	72 50	145	H	Bradley	82 63				
				312	A	Evansville	62 59	151	H	UNI	84 68				
				56	H	Missouri St.	76 80	142	H	Indiana St.	78 67				
				111	H	Wichita St.	68 62	56	A	Missouri St.	68 83				
				137	A	Drake	66 51	111	A	Wichita St.	68 59				

Non-Div I Games:

Illinois St.

■ Loss,
■ Non-Conf, S Site,
■ Home
■ Away
N Neutral

Indiana

Through Games Of Sunday, March 11, 2012

Average RPI Win:	246	WON-LOST	WINNING	LAST 12	STRENGTH OF	OPP. STRENGTH	TEAM	ADJ.	CONF.	ADJ CONF.
Average RPI Loss:	72	RECORD	PCT. RANK	GAMES	SCHEDULE	OF SCHEDULE	RPI	RPI	RPI	RPI
DIV. I ONLY	6- 24	313	1- 11	43	80	219	219	5	5	
DIV. I NON-CONF.	5- 8	221	0- 0	92	227	179	179	5	5	
TOTALS	RPI 1-25	RPI 26-50	W-L RECORDS	RPI 51-100	RPI 101-150	RPI 150+				
6- 24	0- 4	0- 7	OVERALL	0- 6	0- 5	6- 2				
3- 10	0- 1	0- 3	HOME	0- 3	0- 2	3- 1				
2- 12	0- 3	0- 4	AWAY	0- 2	0- 3	2- 0				
1- 2	0- 0	0- 0	NEUTRAL	0- 1	0- 0	1- 1				
5- 8	0- 1	0- 1	NON-CONFERENCE	0- 3	0- 1	5- 2				
2- 3	0- 0	0- 0	HOME	0- 2	0- 0	2- 1				
2- 4	0- 1	0- 1	AWAY	0- 1	0- 1	2- 0				
1- 1	0- 0	0- 0	NEUTRAL	0- 0	0- 0	1- 1				
1- 16	0- 3	0- 6	CONFERENCE	0- 3	0- 4	1- 0				
1- 7	0- 1	0- 3	HOME	0- 1	0- 2	1- 0				
0- 8	0- 2	0- 3	AWAY	0- 1	0- 2	0- 0				
0- 1	0- 0	0- 0	NEUTRAL	0- 1	0- 0	0- 0				

RPI 1-25				RPI 26-50				RPI 51-100				RPI 101+ Team's RPI: 219			
RPI	S	Opponent	Score	RPI	S	Opponent	Score	RPI	S	Opponent	Score	RPI	S	Opponent	Score
15	A	Purdue	58 90	26	A	Ohio St.	54 75	63	A	Michigan St.	47 67	102	A	Miami (OH)	72 77
15	H	Purdue	60 82	26	H	Ohio St.	55 73	63	H	Michigan St.	49 63	115	H	Illinois	60 61
16	A	St. Bonaventure	45 65	31	A	Nebraska	48 62	63	N	Michigan St.	68 97	118	A	Northwestern	61 68
19	A	Penn St.	44 76	42	H	Iowa	64 83	69	H	Oklahoma St.	72 83	118	H	Northwestern	61 69
				45	A	Michigan	48 66	78	H	Toledo	58 69	121	A	Minnesota	43 84
				45	H	Michigan	48 61	90	A	Central Ark.	46 58	164	H	Wisconsin	62 60
				50	A	Virginia	49 65					185	N	Colorado St.	47 39
												199	N	Pittsburgh	72 77
												201	H	Northern Ill.	59 60
												254	A	IUPUI	65 64
												256	A	Belmont	63 52
												294	H	Murray St.	70 67
												321	H	A&M-Corpus Christi	80 58
LAST 12 Division I GAMES:															
		63 N Michigan St.	68 97			42 H Iowa	64 83								
		15 A Purdue	58 90			19 A Penn St.	44 76								
		164 H Wisconsin	62 60			118 A Northwestern	61 68								
		45 H Michigan	48 61			26 H Ohio St.	55 73								
		26 A Ohio St.	54 75			45 A Michigan	48 66								
		115 H Illinois	60 61			15 H Purdue	60 82								

Non-Div I Games:

Indiana

■ Loss,
 ■ Non-Conf,
 ■ S Site,
 ■ Home
 ■ A Away
 N Neutral

Average RPI Win:	199	WON-LOST	WINNING	LAST 12	STRENGTH OF	OPP. STRENGTH	TEAM	ADJ.	CONF.	ADJ CONF.
Average RPI Loss:	105	RECORD	PCT. RANK	GAMES	SCHEDULE	OF SCHEDULE	RPI	RPI	RPI	RPI
DIV. I ONLY	15- 16	169	5- 7	85	117	142	142	10	10	
DIV. I NON-CONF.	6- 6	160	0- 0	58	204	100	100	10	10	
TOTALS	RPI 1-25	RPI 26-50	W-L RECORDS	RPI 51-100	RPI 101-150	RPI 150+				
15- 16	0- 1	0- 1	OVERALL	2- 6	3- 6	10- 2				
10- 4	0- 0	0- 0	HOME	2- 3	3- 1	5- 0				
5- 11	0- 1	0- 1	AWAY	0- 3	0- 4	5- 2				
0- 1	0- 0	0- 0	NEUTRAL	0- 0	0- 1	0- 0				
6- 6	0- 1	0- 1	NON-CONFERENCE	1- 1	1- 1	4- 2				
4- 1	0- 0	0- 0	HOME	1- 1	1- 0	2- 0				
2- 5	0- 1	0- 1	AWAY	0- 0	0- 1	2- 2				
0- 0	0- 0	0- 0	NEUTRAL	0- 0	0- 0	0- 0				
9- 10	0- 0	0- 0	CONFERENCE	1- 5	2- 5	6- 0				
6- 3	0- 0	0- 0	HOME	1- 2	2- 1	3- 0				
3- 6	0- 0	0- 0	AWAY	0- 3	0- 3	3- 0				
0- 1	0- 0	0- 0	NEUTRAL	0- 0	0- 1	0- 0				

RPI 1-25				RPI 26-50				RPI 51-100				RPI 101+ Team's RPI: 142			
RPI	S	Opponent	Score	RPI	S	Opponent	Score	RPI	S	Opponent	Score	RPI	S	Opponent	Score
3	A	Notre Dame	34 99	45	A	Michigan	44 72	56	A	Missouri St.	70 84	105	H	UT Martin	66 55
								56	H	Missouri St.	58 68	111	A	Wichita St.	63 74
								59	H	Chattanooga	54 75	111	H	Wichita St.	63 51
								70	A	Creighton	48 63	111	N	Wichita St.	49 70
								70	H	Creighton	62 64	120	A	Eastern Ill.	60 75
								97	H	Detroit	64 62	137	A	Drake	43 60
								100	A	Illinois St.	67 78	137	H	Drake	59 67
								100	H	Illinois St.	67 53	145	A	Bradley	58 79
												145	H	Bradley	77 60
												151	A	UNI	68 62
												151	H	UNI	71 60
												156	A	Ill.-Chicago	75 59
												201	A	Northern Ill.	43 47
												210	H	Butler	49 46
												254	H	IUPUI	65 40
												256	A	Belmont	59 69
												276	A	Southern Ill.	69 46
												276	H	Southern Ill.	72 66
												312	A	Evansville	58 47
												312	H	Evansville	73 54
												334	A	Chicago St.	67 59
LAST 12 Division I GAMES:															

Non-Div I Games:

Indiana St.

■ Loss,
 ■ Non-Conf, S Site,
 ■ Home
 ■ Away
 N Neutral

Average RPI Win: 260	WON-LOST	WINNING	LAST 12	STRENGTH OF	OPP. STRENGTH	TEAM	ADJ.	CONF.	ADJ CONF.
Average RPI Loss: 152	RECORD	PCT. RANK	GAMES	SCHEDULE	OF SCHEDULE	RPI	RPI	RPI	RPI
DIV. I ONLY	13- 18	216	3- 9	230	246	229	229	22	22
DIV. I NON-CONF.	4- 7	229	0- 0	233	213	236	236	21	21
TOTALS	RPI 1-25	RPI 26-50	W-L RECORDS	RPI 51-100	RPI 101-150	RPI 150+			
13- 18	0- 1	0- 3	OVERALL	0- 4	0- 2	13- 8			
9- 4	0- 0	0- 2	HOME	0- 1	0- 0	9- 1			
3- 13	0- 1	0- 1	AWAY	0- 2	0- 2	3- 7			
1- 1	0- 0	0- 0	NEUTRAL	0- 1	0- 0	1- 0			
4- 7	0- 1	0- 1	NON-CONFERENCE	0- 1	0- 2	4- 2			
3- 1	0- 0	0- 1	HOME	0- 0	0- 0	3- 0			
1- 6	0- 1	0- 0	AWAY	0- 1	0- 2	1- 2			
0- 0	0- 0	0- 0	NEUTRAL	0- 0	0- 0	0- 0			
9- 11	0- 0	0- 2	CONFERENCE	0- 3	0- 0	9- 6			
6- 3	0- 0	0- 1	HOME	0- 1	0- 0	6- 1			
2- 7	0- 0	0- 1	AWAY	0- 1	0- 0	2- 5			
1- 1	0- 0	0- 0	NEUTRAL	0- 1	0- 0	1- 0			

RPI 1-25				RPI 26-50				RPI 51-100				RPI 101+ Team's RPI: 229			
RPI	S	Opponent	Score	RPI	S	Opponent	Score	RPI	S	Opponent	Score	RPI	S	Opponent	Score
13	A	Rutgers	29 62	40	H	Villanova	47 76	78	A	Toledo	42 54	102	A	Miami (OH)	77 92
				43	A	Marist	65 79	95	A	Fairfield	58 62	126	A	Marquette	44 93
				43	H	Marist	61 73	95	H	Fairfield	64 78	193	A	Loyola Maryland	60 66
								95	N	Fairfield	45 61	193	H	Loyola Maryland	72 65
												194	A	Manhattan	54 59
												194	H	Manhattan	65 60
												217	A	Niagara	71 61
												217	H	Niagara	55 68
												237	H	Long Beach St.	78 73
												242	A	Siena	59 83
												242	H	Siena	87 71
												244	A	Bryant	66 53
												246	A	Canisius	74 85
												246	H	Canisius	77 67
												266	H	N.C. A&T	85 69
												288	A	Rider	76 80
												288	H	Rider	64 50
												288	N	Rider	61 60
												307	A	Colgate	50 75
												317	A	Saint Peter's	71 54
												317	H	Saint Peter's	74 49
												321	A	A&M-Corpus Christi	68 77
												328	H	Stony Brook	52 48
LAST 12 Division I GAMES:															
				95	N	Fairfield	45 61	194	A	Manhattan	54 59				
				288	N	Rider	61 60	217	H	Niagara	55 68				
				317	H	Saint Peter's	74 49	193	A	Loyola Maryland	60 66				
				43	A	Marist	65 79	242	A	Siena	59 83				
				193	H	Loyola Maryland	72 65	95	H	Fairfield	64 78				
				288	A	Rider	76 80	43	H	Marist	61 73				

Non-Div I Games:

Iona

■ Loss,
 ■ Non-Conf, S Site,
 ■ Home
 ■ Away
 N Neutral

Average RPI Win: 121		WON-LOST	WINNING	LAST 12	STRENGTH OF		OPP. STRENGTH	TEAM	ADJ.	CONF.	ADJ CONF.
Average RPI Loss: 45		RECORD	PCT. RANK	GAMES	SCHEDULE		OF SCHEDULE	RPI	RPI	RPI	RPI
DIV. I ONLY		19- 11	89	9- 3	25		28	42	42	5	5
DIV. I NON-CONF.		8- 5	107	0- 0	44		18	71	71	5	5
<hr/>											
TOTALS	RPI 1-25	RPI 26-50		W-L RECORDS		RPI 51-100		RPI 101-150		RPI 150+	
19- 11	2- 4	2- 5		OVERALL		2- 0		6- 2		7- 0	
13- 2	1- 0	1- 1		HOME		2- 0		5- 1		4- 0	
5- 7	0- 3	1- 3		AWAY		0- 0		1- 1		3- 0	
1- 2	1- 1	0- 1		NEUTRAL		0- 0		0- 0		0- 0	
<hr/>											
8- 5	1- 2	0- 1		NON-CONFERENCE		1- 0		2- 2		4- 0	
6- 1	0- 0	0- 0		HOME		1- 0		2- 1		3- 0	
1- 3	0- 1	0- 1		AWAY		0- 0		0- 1		1- 0	
1- 1	1- 1	0- 0		NEUTRAL		0- 0		0- 0		0- 0	
<hr/>											
11- 6	1- 2	2- 4		CONFERENCE		1- 0		4- 0		3- 0	
7- 1	1- 0	1- 1		HOME		1- 0		3- 0		1- 0	
4- 4	0- 2	1- 2		AWAY		0- 0		1- 0		2- 0	
0- 1	0- 0	0- 1		NEUTRAL		0- 0		0- 0		0- 0	

RPI S	Opponent	Score	RPI S	Opponent	Score	RPI S	Opponent	Score	RPI S	Opponent	Score
8 N	Texas A&M	58 74	26 A	Ohio St.	71 84	63 H	Michigan St.	74 57	115 H	Illinois	69 62
11 N	St. John's (NY)	60 52	31 A	Nebraska	53 60	79 H	Albany (NY)	82 60	118 A	Northwestern	70 63
15 A	Purdue	55 57	31 H	Nebraska	72 77				118 H	Northwestern	86 55
15 H	Purdue	59 42	31 N	Nebraska	68 80				121 H	Minnesota	75 58
17 A	Kansas St.	78 81	45 A	Michigan	58 57				122 H	UNLV	59 69
19 A	Penn St.	52 68	45 H	Michigan	79 71				129 H	Harvard	90 81
			48 A	Iowa St.	54 62				137 H	Drake	71 46
									145 A	Bradley	88 96
									151 A	UNI	78 74
									153 H	Mississippi Val.	86 80
									164 A	Wisconsin	85 79
									164 H	Wisconsin	69 57
									219 A	Indiana	83 64
									224 H	Virginia Tech	58 47
									236 H	Western Ill.	98 45
LAST 12 Division I GAMES:											
31 N	Nebraska	68 80	219 A	Indiana	83 64						
45 H	Michigan	79 71	164 A	Wisconsin	85 79						
118 A	Northwestern	70 63	15 H	Purdue	59 42						
45 A	Michigan	58 57	31 A	Nebraska	53 60						
63 H	Michigan St.	74 57	19 A	Penn St.	52 68						
121 H	Minnesota	75 58	164 H	Wisconsin	69 57						

Non-Div I Games:

Iowa

Average RPI Win:	127	WON-LOST	WINNING	LAST 12	STRENGTH OF	OPP. STRENGTH	TEAM	ADJ.	CONF.	ADJ CONF.
Average RPI Loss:	30	RECORD	PCT. RANK	GAMES	SCHEDULE	OF SCHEDULE	RPI	RPI	RPI	RPI
DIV. I ONLY	18- 12	111	7- 5	27	10	48	48	1	1	
DIV. I NON-CONF.	9- 2	37	0- 0	188	160	68	68	1	1	
TOTALS	RPI 1-25	RPI 26-50	W-L RECORDS	RPI 51-100	RPI 101-150	RPI 150+				
18- 12	2- 6	2- 2	OVERALL	4- 4	3- 0	7- 0				
14- 2	1- 2	2- 0	HOME	4- 0	1- 0	6- 0				
3- 8	1- 2	0- 2	AWAY	0- 4	2- 0	0- 0				
1- 2	0- 2	0- 0	NEUTRAL	0- 0	0- 0	1- 0				
9- 2	0- 1	1- 1	NON-CONFERENCE	0- 0	1- 0	7- 0				
7- 0	0- 0	1- 0	HOME	0- 0	0- 0	6- 0				
1- 1	0- 0	0- 1	AWAY	0- 0	1- 0	0- 0				
1- 1	0- 1	0- 0	NEUTRAL	0- 0	0- 0	1- 0				
9- 10	2- 5	1- 1	CONFERENCE	4- 4	2- 0	0- 0				
7- 2	1- 2	1- 0	HOME	4- 0	1- 0	0- 0				
2- 7	1- 2	0- 1	AWAY	0- 4	1- 0	0- 0				
0- 1	0- 1	0- 0	NEUTRAL	0- 0	0- 0	0- 0				

RPI S	Opponent	Score	RPI S	Opponent	Score	Team's RPI: 48	RPI S	Opponent	Score	RPI S	Opponent	Score
1	A Baylor	53 77	27	A Oklahoma	51 80		52	A Kansas	67 74	119	A Missouri	65 52
1	H Baylor	45 57	27	H Oklahoma	77 71		52	H Kansas	66 47	119	H Missouri	66 59
8	A Texas A&M	64 66	42	H Iowa	62 54		54	A Texas	60 62	137	A Drake	71 64
8	H Texas A&M	33 59	45	A Michigan	49 56		54	H Texas	71 56	151	H UNI	84 57
17	A Kansas St.	66 57					61	A Texas Tech	41 51	153	H Mississippi Val.	77 47
17	H Kansas St.	57 33					61	H Texas Tech	66 49	188	H New Hampshire	71 57
17	N Kansas St.	63 67					69	A Oklahoma St.	63 71	210	N Butler	64 44
19	N Penn St.	59 66					69	H Oklahoma St.	73 52	235	H Buffalo	65 45
										295	H Northern Ariz.	65 41
										342	H Houston Baptist	73 33
LAST 12 Division I GAMES:												
17	N Kansas St.	63 67	52	H Kansas	66 47							
1	A Baylor	53 77	61	A Texas Tech	41 51							
17	H Kansas St.	57 33	119	A Missouri	65 52							
69	A Oklahoma St.	63 71	54	H Texas	71 56							
119	H Missouri	66 59	69	H Oklahoma St.	73 52							
27	H Oklahoma	77 71	8	A Texas A&M	64 66							

Non-Div I Games:

Iowa St.

■ Loss,
 ■ Non-Conf, S Site,
 ■ Home
 ■ Away
 N Neutral

Average RPI Win:	290	WON-LOST	WINNING	LAST 12	STRENGTH OF	OPP. STRENGTH	TEAM	ADJ.	CONF.	ADJ CONF.
Average RPI Loss:	230	RECORD	PCT. RANK	GAMES	SCHEDULE	OF SCHEDULE	RPI	RPI	RPI	RPI
DIV. I ONLY	10- 16	240	4- 8	340	336	319	319	32	32	
DIV. I NON-CONF.	2- 5	266	0- 0	339	287	323	323	31	31	
TOTALS	RPI 1-25	RPI 26-50	W-L RECORDS	RPI 51-100	RPI 101-150	RPI 150+				
10- 16	0- 0	0- 0	OVERALL	0- 1	0- 0	10- 15				
6- 4	0- 0	0- 0	HOME	0- 0	0- 0	6- 4				
4- 10	0- 0	0- 0	AWAY	0- 0	0- 0	4- 10				
0- 2	0- 0	0- 0	NEUTRAL	0- 1	0- 0	0- 1				
2- 5	0- 0	0- 0	NON-CONFERENCE	0- 1	0- 0	2- 4				
1- 0	0- 0	0- 0	HOME	0- 0	0- 0	1- 0				
1- 4	0- 0	0- 0	AWAY	0- 0	0- 0	1- 4				
0- 1	0- 0	0- 0	NEUTRAL	0- 1	0- 0	0- 0				
8- 11	0- 0	0- 0	CONFERENCE	0- 0	0- 0	8- 11				
5- 4	0- 0	0- 0	HOME	0- 0	0- 0	5- 4				
3- 6	0- 0	0- 0	AWAY	0- 0	0- 0	3- 6				
0- 1	0- 0	0- 0	NEUTRAL	0- 0	0- 0	0- 1				

[illegible]

Non-Div I Games: Tougaloo

63 54

Tougaloo

62 67

Jackson St.

Loss, Non-Conf, S Site, H Home A Away N Neutral

Jacksonville

Through Games Of Sunday, March 11, 2012

Average RPI Win:	295	WON-LOST	WINNING	LAST 12	STRENGTH OF	OPP. STRENGTH	TEAM	ADJ.	CONF.	ADJ CONF.
Average RPI Loss:	179	RECORD	PCT. RANK	GAMES	SCHEDULE	OF SCHEDULE	RPI	RPI	RPI	RPI
DIV. I ONLY	11- 20	256	4- 8	262	330	281	281	30	30	
DIV. I NON-CONF.	2- 9	299	0- 0	164	312	307	307	30	30	
TOTALS	RPI 1-25	RPI 26-50	W-L RECORDS	RPI 51-100	RPI 101-150	RPI 150+				
11- 20	0- 0	0- 0	OVERALL	0- 6	0- 5	11- 9				
7- 6	0- 0	0- 0	HOME	0- 2	0- 2	7- 2				
3- 12	0- 0	0- 0	AWAY	0- 4	0- 2	3- 6				
1- 2	0- 0	0- 0	NEUTRAL	0- 0	0- 1	1- 1				
2- 9	0- 0	0- 0	NON-CONFERENCE	0- 4	0- 2	2- 3				
2- 2	0- 0	0- 0	HOME	0- 1	0- 1	2- 0				
0- 6	0- 0	0- 0	AWAY	0- 3	0- 1	0- 2				
0- 1	0- 0	0- 0	NEUTRAL	0- 0	0- 0	0- 1				
9- 11	0- 0	0- 0	CONFERENCE	0- 2	0- 3	9- 6				
5- 4	0- 0	0- 0	HOME	0- 1	0- 1	5- 2				
3- 6	0- 0	0- 0	AWAY	0- 1	0- 1	3- 4				
1- 1	0- 0	0- 0	NEUTRAL	0- 0	0- 1	1- 0				

RPI 1-25			RPI 26-50			RPI 51-100			RPI 101+			Team's RPI: 281
RPI	S	Opponent	Score	RPI	S	Opponent	Score	RPI	S	Opponent	Score	
								57	A	Fla. Gulf Coast	51 74	124 A Stetson 86 93
								57	H	Fla. Gulf Coast	60 70	124 H Stetson 63 73
								62	H	Hampton	55 68	124 N Stetson 60 67
								73	A	Bowling Green	53 83	133 A FIU 37 63
								86	A	North Carolina St.	42 80	144 H Florida A&M 59 78
								88	A	Wake Forest	54 83	222 N East Carolina 64 70
												256 A Belmont 62 68
												256 H Belmont 57 50
												256 N Belmont 62 58
												264 A Kennesaw St. 64 78
												264 H Kennesaw St. 62 66
												272 A East Tenn. St. 88 82
												272 H East Tenn. St. 70 44
												274 A North Florida 36 51
												274 H North Florida 44 46
												280 H South Carolina St. 68 67
												292 A S.C. Upstate 74 64
												292 H S.C. Upstate 80 72
												303 A Ga. Southern 46 52
												324 A Savannah St. 64 67
LAST 12 Division I GAMES:												325 A Mercer 76 65
												325 H Mercer 84 78
												331 A Lipscomb 64 68
												331 H Lipscomb 81 75
												340 H Jacksonville St. 87 74

Non-Div I Games:

Jacksonville

■ Loss,
 ■ Non-Conf,
 ■ S Site,
 ■ Home
 ■ A Away
 N Neutral

Average RPI Win:	320	WON-LOST	WINNING	LAST 12	STRENGTH OF	OPP. STRENGTH	TEAM	ADJ.	CONF.	ADJ CONF.
Average RPI Loss:	218	RECORD	PCT. RANK	GAMES	SCHEDULE	OF SCHEDULE	RPI	RPI	RPI	RPI
DIV. I ONLY	3- 25	333	1- 11	335	322	340	340	31	31	
DIV. I NON-CONF.	2- 10	305	0- 0	309	273	332	332	32	32	
TOTALS	RPI 1-25	RPI 26-50	W-L RECORDS	RPI 51-100	RPI 101-150	RPI 150+				
3- 25	0- 1	0- 0	OVERALL	0- 0	0- 6	3- 18				
2- 9	0- 0	0- 0	HOME	0- 0	0- 2	2- 7				
1- 14	0- 1	0- 0	AWAY	0- 0	0- 3	1- 10				
0- 2	0- 0	0- 0	NEUTRAL	0- 0	0- 1	0- 1				
2- 10	0- 1	0- 0	NON-CONFERENCE	0- 0	0- 3	2- 6				
2- 1	0- 0	0- 0	HOME	0- 0	0- 0	2- 1				
0- 7	0- 1	0- 0	AWAY	0- 0	0- 2	0- 4				
0- 2	0- 0	0- 0	NEUTRAL	0- 0	0- 1	0- 1				
1- 15	0- 0	0- 0	CONFERENCE	0- 0	0- 3	1- 12				
0- 8	0- 0	0- 0	HOME	0- 0	0- 2	0- 6				
1- 7	0- 0	0- 0	AWAY	0- 0	0- 1	1- 6				
0- 0	0- 0	0- 0	NEUTRAL	0- 0	0- 0	0- 0				

RPI 1-25				RPI 26-50				RPI 51-100				RPI 101+ Team's RPI: 340			
RPI	S	Opponent	Score	RPI	S	Opponent	Score	RPI	S	Opponent	Score	RPI	S	Opponent	Score
9	A	Kentucky	25 100									104	A	Samford	40 73
												105	A	UT Martin	67 99
												105	H	UT Martin	52 87
												120	H	Eastern Ill.	55 71
												133	N	FIU	52 79
												135	A	Mississippi St.	41 78
												165	A	SIU Edwardsville	39 79
												165	H	SIU Edwardsville	57 78
												195	A	Southern Miss.	58 75
												214	A	Tennessee Tech	59 65
												214	H	Tennessee Tech	50 62
												249	H	Georgia St.	60 68
												264	A	Kennesaw St.	67 81
												273	H	Eastern Ky.	76 80
												274	A	North Florida	47 63
												281	A	Jacksonville	74 87
												290	A	Austin Peay	74 73
												294	A	Murray St.	57 73
												297	A	Morehead St.	60 79
												297	H	Morehead St.	52 68
												303	N	Ga. Southern	49 72
												305	A	Tennessee St.	59 61
												305	H	Tennessee St.	57 67
												323	A	Southeast Mo. St.	48 66
												323	H	Southeast Mo. St.	47 54
												331	H	Lipscomb	81 72
LAST 12 Division I GAMES:															
105	H	UT Martin	52 87	165	H	SIU Edwardsville	57 78								
323	H	Southeast Mo. St.	47 54	120	H	Eastern Ill.	55 71								
305	A	Tennessee St.	59 61	214	A	Tennessee Tech	59 65								
297	A	Morehead St.	60 79	294	A	Murray St.	57 73								
105	A	UT Martin	67 99	290	A	Austin Peay	74 73								
214	H	Tennessee Tech	50 62	297	H	Morehead St.	52 68								

Non-Div I Games: LeMoyne-Owen 83 67

Jacksonville St.

■ Loss,
 ■ Non-Conf, S Site,
 ■ Home
 ■ Away
 N Neutral

RPI	S	Opponent	Score
338	H	Troy	65 54

Jacksonville St.
S
t
.

Average RPI Win:	154	WON-LOST	WINNING	LAST 12	STRENGTH OF	OPP. STRENGTH	TEAM	ADJ.	CONF.	ADJ CONF.
Average RPI Loss:	78	RECORD	PCT. RANK	GAMES	SCHEDULE	OF SCHEDULE	RPI	RPI	RPI	RPI
DIV. I ONLY	24- 7	28	9- 3	77	92	35	35	7	7	
DIV. I NON-CONF.	9- 2	37	0- 0	39	166	18	18	7	7	
TOTALS	RPI 1-25	RPI 26-50	W-L RECORDS	RPI 51-100	RPI 101-150	RPI 150+				
24- 7	0- 1	1- 2	OVERALL	7- 2	4- 1	12- 1				
11- 2	0- 1	1- 0	HOME	3- 1	2- 0	5- 0				
11- 3	0- 0	0- 1	AWAY	4- 0	2- 1	5- 1				
2- 2	0- 0	0- 1	NEUTRAL	0- 1	0- 0	2- 0				
9- 2	0- 0	1- 2	NON-CONFERENCE	3- 0	1- 0	4- 0				
4- 0	0- 0	1- 0	HOME	1- 0	0- 0	2- 0				
4- 1	0- 0	0- 1	AWAY	2- 0	1- 0	1- 0				
1- 1	0- 0	0- 1	NEUTRAL	0- 0	0- 0	1- 0				
15- 5	0- 1	0- 0	CONFERENCE	4- 2	3- 1	8- 1				
7- 2	0- 1	0- 0	HOME	2- 1	2- 0	3- 0				
7- 2	0- 0	0- 0	AWAY	2- 0	1- 1	4- 1				
1- 1	0- 0	0- 0	NEUTRAL	0- 1	0- 0	1- 0				

RPI 1-25				RPI 26-50				Team's RPI: 35				RPI 51-100				RPI 101+			
RPI	S	Opponent	Score	RPI	S	Opponent	Score	RPI	S	Opponent	Score	RPI	S	Opponent	Score	RPI	S	Opponent	Score
7	H	Delaware	65 72	37	H	Middle Tenn.	60 46	66	A	Drexel	56 51	108	A	Towson	58 65				
				47	N	Richmond	66 74	66	H	Drexel	43 60	108	H	Towson	67 57				
				50	A	Virginia	53 59	66	N	Drexel	50 67	112	A	VCU	65 64				
								68	A	Hofstra	81 63	112	H	VCU	64 43				
								68	H	Hofstra	80 61	143	A	American	68 64				
								77	H	UNC Wilmington	63 52	169	A	George Mason	66 54				
								81	H	Duquesne	56 49	169	H	George Mason	49 45				
								84	A	Quinnipiac	81 73	169	N	George Mason	64 54				
								96	A	Liberty	62 58	180	A	Old Dominion	57 55				
												180	H	Old Dominion	63 44				
												205	A	Northeastern	50 61				
												215	H	Md.-East. Shore	61 53				
												216	H	Central Conn. St.	71 64				
												227	A	William & Mary	50 40				
												249	A	Georgia St.	62 50				
												249	H	Georgia St.	76 45				
												314	A	Maine	64 47				
												315	N	Rhode Island	77 42				
LAST 12 Division I GAMES:																			
				66	N	Drexel	50 67	77	H	UNC Wilmington	63 52								
				169	N	George Mason	64 54	112	A	VCU	65 64								
				169	A	George Mason	66 54	66	A	Drexel	56 51								
				180	H	Old Dominion	63 44	169	H	George Mason	49 45								
				68	H	Hofstra	80 61	180	A	Old Dominion	57 55								
				205	A	Northeastern	50 61	7	H	Delaware	65 72								

Non-Div I Games:

James Madison

Kansas

Average RPI Win: **121**
Average RPI Loss: **42**

WON-LOST
RECORD

WINNING
PCT. RANK

LAST 12
GAMES

Through Games Of Sunday, March 11, 2012

STRENGTH OF
SCHEDULE

OPP. STRENGTH
OF SCHEDULE

TEAM
RPI

ADJ.
RPI

CONF.
RPI

ADJ CONF.
RPI

DIV. I ONLY	19- 12	102	3- 9	23	13	52	52	1	1
DIV. I NON-CONF.	11- 1	11	0- 0	135	163	28	28	1	1
TOTALS	RPI 1-25	RPI 26-50	W-L RECORDS	RPI 51-100	RPI 101-150	RPI 150+			
19- 12	0- 7	2- 2	OVERALL	7- 1	3- 1	7- 1			
13- 6	0- 3	1- 1	HOME	3- 1	2- 1	7- 0			
6- 5	0- 3	1- 1	AWAY	4- 0	1- 0	0- 1			
0- 1	0- 1	0- 0	NEUTRAL	0- 0	0- 0	0- 0			
11- 1	0- 0	0- 0	NON-CONFERENCE	2- 0	2- 0	7- 1			
10- 0	0- 0	0- 0	HOME	1- 0	2- 0	7- 0			
1- 1	0- 0	0- 0	AWAY	1- 0	0- 0	0- 1			
0- 0	0- 0	0- 0	NEUTRAL	0- 0	0- 0	0- 0			
8- 11	0- 7	2- 2	CONFERENCE	5- 1	1- 1	0- 0			
3- 6	0- 3	1- 1	HOME	2- 1	0- 1	0- 0			
5- 4	0- 3	1- 1	AWAY	3- 0	1- 0	0- 0			
0- 1	0- 1	0- 0	NEUTRAL	0- 0	0- 0	0- 0			

RPI	S	Opponent	Score	RPI	S	Opponent	Score	RPI	S	Opponent	Score	RPI	S	Opponent	Score
1	A	Baylor	46 74	27	A	Oklahoma	83 77	54	A	Texas	72 67	116	H	Oral Roberts	85 68
1	H	Baylor	45 76	27	H	Oklahoma	68 74	54	H	Texas	85 61	119	A	Missouri	72 63
8	A	Texas A&M	51 62	48	A	Iowa St.	47 66	61	A	Texas Tech	69 64	119	H	Missouri	65 70
8	H	Texas A&M	65 76	48	H	Iowa St.	74 67	61	H	Texas Tech	62 43	150	H	UMKC	77 52
8	N	Texas A&M	63 78					69	A	Oklahoma St.	65 60	158	H	Sam Houston St.	87 59
17	A	Kansas St.	43 47					69	H	Oklahoma St.	63 66	163	H	Fla. Atlantic	82 63
17	H	Kansas St.	57 63					70	H	Creighton	73 59	164	H	Wisconsin	73 44
								88	A	Wake Forest	74 73	172	H	Lamar	90 40
												175	A	Alabama	76 80
												179	H	SMU	75 52
												254	H	IUPUI	71 50
												291	H	Western Mich.	76 64
LAST 12 Division I GAMES:															
8	N	Texas A&M	63 78	48	A	Iowa St.	47 66								
27	A	Oklahoma	83 77	17	A	Kansas St.	43 47								
69	H	Oklahoma St.	63 66	54	H	Texas	85 61								
1	H	Baylor	45 76	8	A	Texas A&M	51 62								
61	A	Texas Tech	69 64	27	H	Oklahoma	68 74								
119	H	Missouri	65 70	1	A	Baylor	46 74								

Non-Div I Games:

Kansas

Loss, Non-Conf, S Site, H Home A Away N Neutral

Kansas St.

Through Games Of Sunday, March 11, 2012

Average RPI Win:	83	WON-LOST	WINNING	LAST 12	STRENGTH OF	OPP. STRENGTH	TEAM	ADJ.	CONF.	ADJ CONF.
Average RPI Loss:	42	RECORD	PCT. RANK	GAMES	SCHEDULE	OF SCHEDULE	RPI	RPI	RPI	RPI
DIV. I ONLY	19- 13	114	5- 7	4	7	17	17	1	1	
DIV. I NON-CONF.	9- 3	61	0- 0	13	52	14	14	1	1	
TOTALS	RPI 1-25	RPI 26-50	W-L RECORDS	RPI 51-100	RPI 101-150	RPI 150+				
19- 13	1- 5	4- 4	OVERALL	9- 2	3- 2	2- 0				
10- 4	1- 1	2- 2	HOME	4- 1	2- 0	1- 0				
6- 6	0- 2	1- 2	AWAY	5- 0	0- 2	0- 0				
3- 3	0- 2	1- 0	NEUTRAL	0- 1	1- 0	1- 0				
9- 3	0- 1	3- 0	NON-CONFERENCE	2- 1	2- 1	2- 0				
5- 0	0- 0	2- 0	HOME	1- 0	1- 0	1- 0				
2- 1	0- 0	1- 0	AWAY	1- 0	0- 1	0- 0				
2- 2	0- 1	0- 0	NEUTRAL	0- 1	1- 0	1- 0				
10- 10	1- 4	1- 4	CONFERENCE	7- 1	1- 1	0- 0				
5- 4	1- 1	0- 2	HOME	3- 1	1- 0	0- 0				
4- 5	0- 2	0- 2	AWAY	4- 0	0- 1	0- 0				
1- 1	0- 1	1- 0	NEUTRAL	0- 0	0- 0	0- 0				

RPI S	Opponent	Score	RPI S	Opponent	Score	RPI S	Opponent	Score	RPI S	Opponent	Score
1	A Baylor	41 76	27	A Oklahoma	62 68	52	A Kansas	63 57	111	H Wichita St.	60 34
1	H Baylor	41 70	27	H Oklahoma	57 65	52	H Kansas	47 43	118	N Northwestern	64 45
1	N Baylor	65 86	36	H BYU	59 46	54	A Texas	64 55	119	A Missouri	56 61
8	A Texas A&M	36 67	42	H Iowa	81 78	54	H Texas	65 45	119	H Missouri	72 46
8	H Texas A&M	71 69	43	A Marist	57 56	55	A South Dakota St.	63 46	122	A UNLV	38 44
15	N Purdue	42 46	48	A Iowa St.	33 57	56	H Missouri St.	65 63	251	N North Dakota St.	70 47
			48	H Iowa St.	57 66	61	A Texas Tech	62 61	286	H Dartmouth	54 20
			48	N Iowa St.	67 63	61	H Texas Tech	63 64			
						68	N Hofstra	54 64			
						69	A Oklahoma St.	67 56			
						69	H Oklahoma St.	53 50			
LAST 12 Division I GAMES:											
1	N Baylor	65 86	54	H Texas	65 45						
48	N Iowa St.	67 63	27	A Oklahoma	62 68						
61	H Texas Tech	63 64	52	H Kansas	47 43						
48	A Iowa St.	33 57	8	A Texas A&M	36 67						
119	A Missouri	56 61	1	H Baylor	41 70						
69	H Oklahoma St.	53 50	54	A Texas	64 55						

Non-Div I Games:

Kansas St.

Loss, Non-Conf, S Site, H Home A Away N Neutral

Average RPI Win:	305	WON-LOST	WINNING	LAST 12	STRENGTH OF	OPP. STRENGTH	TEAM	ADJ.	CONF.	ADJ CONF.
Average RPI Loss:	176	RECORD	PCT. RANK	GAMES	SCHEDULE	OF SCHEDULE	RPI	RPI	RPI	RPI
DIV. I ONLY	14- 17	192	6- 6	332	325	264	264	30	30	
DIV. I NON-CONF.	5- 6	191	0- 0	330	282	264	264	30	30	
TOTALS	RPI 1-25	RPI 26-50	W-L RECORDS	RPI 51-100	RPI 101-150	RPI 150+				
14- 17	0- 1	0- 0	OVERALL	0- 5	0- 2	14- 9				
6- 7	0- 0	0- 0	HOME	0- 1	0- 1	6- 5				
7- 9	0- 1	0- 0	AWAY	0- 3	0- 1	7- 4				
1- 1	0- 0	0- 0	NEUTRAL	0- 1	0- 0	1- 0				
5- 6	0- 1	0- 0	NON-CONFERENCE	0- 2	0- 0	5- 3				
2- 2	0- 0	0- 0	HOME	0- 0	0- 0	2- 2				
3- 4	0- 1	0- 0	AWAY	0- 2	0- 0	3- 1				
0- 0	0- 0	0- 0	NEUTRAL	0- 0	0- 0	0- 0				
9- 11	0- 0	0- 0	CONFERENCE	0- 3	0- 2	9- 6				
4- 5	0- 0	0- 0	HOME	0- 1	0- 1	4- 3				
4- 5	0- 0	0- 0	AWAY	0- 1	0- 1	4- 3				
1- 1	0- 0	0- 0	NEUTRAL	0- 1	0- 0	1- 0				

RPI S	Opponent	Score	RPI S	Opponent	Score	RPI S	Opponent	Score	RPI S	Opponent	Score	Team's RPI: 264
14	A Georgia Tech	51 94				57	A Fla. Gulf Coast	51 58	124	A Stetson	68 73	
						57	H Fla. Gulf Coast	50 87	124	H Stetson	55 65	
						57	N Fla. Gulf Coast	53 76	211	H Texas St.	70 72	
						59	A Chattanooga	39 76	249	A Georgia St.	59 65	
						89	A North Carolina	62 76	256	A Belmont	55 57	
									256	H Belmont	53 58	
									270	A Alabama St.	61 51	
									272	A East Tenn. St.	61 77	
									272	H East Tenn. St.	78 68	
									274	A North Florida	56 64	
									274	H North Florida	57 66	
									274	N North Florida	51 49	
									281	A Jacksonville	66 62	
									281	H Jacksonville	78 64	
									283	H Wofford	62 66	
									292	A S.C. Upstate	74 63	
									292	H S.C. Upstate	54 45	
									322	A Gardner-Webb	68 48	
									325	A Mercer	75 51	
									325	H Mercer	70 68	
									331	A Lipscomb	74 55	
									331	H Lipscomb	64 72	
									332	H UNC Asheville	83 79	
									338	A Troy	66 57	
									340	H Jacksonville St.	81 67	
LAST 12 Division I GAMES:												
57	N Fla. Gulf Coast	53 76	325	H Mercer	70 68							
274	N North Florida	51 49	272	H East Tenn. St.	78 68							
331	H Lipscomb	64 72	292	H S.C. Upstate	54 45							
256	H Belmont	53 58	57	A Fla. Gulf Coast	51 58							
274	A North Florida	56 64	124	A Stetson	68 73							
281	A Jacksonville	66 62	281	H Jacksonville	78 64							

Non-Div I Games:

Kennesaw St.

Average RPI Win:	239	WON-LOST	WINNING	LAST 12	STRENGTH OF	OPP. STRENGTH	TEAM	ADJ.	CONF.	ADJ CONF.
Average RPI Loss:	174	RECORD	PCT. RANK	GAMES	SCHEDULE	OF SCHEDULE	RPI	RPI	RPI	RPI
DIV. I ONLY	6- 21	304	3- 9	174	226	299	299	12	12	
DIV. I NON-CONF.	1- 9	323	0- 0	225	299	329	329	13	13	
TOTALS	RPI 1-25	RPI 26-50	W-L RECORDS	RPI 51-100	RPI 101-150	RPI 150+				
6- 21	0- 1	0- 2	OVERALL	0- 3	1- 3	5- 12				
5- 7	0- 1	0- 0	HOME	0- 2	1- 1	4- 3				
1- 13	0- 0	0- 2	AWAY	0- 1	0- 2	1- 8				
0- 1	0- 0	0- 0	NEUTRAL	0- 0	0- 0	0- 1				
1- 9	0- 1	0- 1	NON-CONFERENCE	0- 0	0- 1	1- 6				
1- 3	0- 1	0- 0	HOME	0- 0	0- 0	1- 2				
0- 5	0- 0	0- 1	AWAY	0- 0	0- 1	0- 3				
0- 1	0- 0	0- 0	NEUTRAL	0- 0	0- 0	0- 1				
5- 12	0- 0	0- 1	CONFERENCE	0- 3	1- 2	4- 6				
4- 4	0- 0	0- 0	HOME	0- 2	1- 1	3- 1				
1- 8	0- 0	0- 1	AWAY	0- 1	0- 1	1- 5				
0- 0	0- 0	0- 0	NEUTRAL	0- 0	0- 0	0- 0				

RPI 1-25			RPI 26-50			RPI 51-100			RPI 101+ Team's RPI: 299		
RPI	S	Opponent	Score	RPI	S	Opponent	Score	RPI	S	Opponent	Score
16	H	St. Bonaventure	51 60	46	A	Temple	33 68	73	A	Bowling Green	57 76
				49	A	Eastern Mich.	47 83	73	H	Bowling Green	48 91
								78	H	Toledo	55 66
LAST 12 Division I GAMES:											
258	A	Ohio	40 58	49	A	Eastern Mich.	47 83	297	A	Bethune-Cookman	49 58
73	H	Bowling Green	48 91	78	H	Toledo	55 66	296	N	Utah Valley	45 46
221	H	Akron	77 76	271	H	Ball St.	56 75	295	A	Northern Ariz.	56 72
235	A	Buffalo	72 85	201	A	Northern Ill.	55 66	294	H	Morehead St.	65 64
258	A	Ohio	45 51	291	A	Western Mich.	67 61	293	H	Buffalo	85 73
102	H	Miami (OH)	65 69	132	H	Central Mich.	67 64	292	A	Akron	62 68
								291	A	Western Mich.	67 61
								290	A	Marshall	55 93
								289	H	Northeastern	65 73
								288	H	Central Mich.	67 64
								287	A	Robert Morris	44 78
								286	A	Marshall	55 93
								285	A	Northern Ill.	55 66
								284	H	Canisius	64 81
								283	H	Buffalo	85 73
								282	A	Buffalo	72 85
								281	A	Akron	62 68
								280	A	Akron	77 76
								279	A	Buffalo	72 85
								278	H	Canisius	64 81
								277	A	Ohio	45 51
								276	A	Ohio	40 58
								275	H	Ohio	68 65
								274	H	Ball St.	56 75
								273	A	Western Mich.	67 61
								272	A	Northern Ariz.	56 72
								271	A	Western Mich.	67 61
								270	A	Northern Ariz.	56 72
								269	N	Utah Valley	45 46
								268	H	Morehead St.	65 64
								267	A	Bethune-Cookman	49 58

Non-Div I Games:

Kent St.

Kentucky

Through Games Of Sunday, March 11, 2012

Average RPI Win:	119	WON-LOST	WINNING	LAST 12	STRENGTH OF	OPP. STRENGTH	TEAM	ADJ.	CONF.	ADJ CONF.
Average RPI Loss:	43	RECORD	PCT. RANK	GAMES	SCHEDULE	OF SCHEDULE	RPI	RPI	RPI	RPI
DIV. I ONLY	24- 6	22	8- 4	22	18	9	9	2	2	
DIV. I NON-CONF.	10- 2	33	0- 0	102	89	34	34	3	3	
TOTALS	RPI 1-25	RPI 26-50	W-L RECORDS	RPI 51-100	RPI 101-150	RPI 150+				
24- 6	4- 4	7- 1	OVERALL	0- 0	4- 0	9- 1				
17- 0	3- 0	4- 0	HOME	0- 0	2- 0	8- 0				
6- 5	1- 3	2- 1	AWAY	0- 0	2- 0	1- 1				
1- 1	0- 1	1- 0	NEUTRAL	0- 0	0- 0	0- 0				
10- 2	2- 1	0- 1	NON-CONFERENCE	0- 0	1- 0	7- 0				
9- 0	2- 0	0- 0	HOME	0- 0	1- 0	6- 0				
1- 2	0- 1	0- 1	AWAY	0- 0	0- 0	1- 0				
0- 0	0- 0	0- 0	NEUTRAL	0- 0	0- 0	0- 0				
14- 4	2- 3	7- 0	CONFERENCE	0- 0	3- 0	2- 1				
8- 0	1- 0	4- 0	HOME	0- 0	1- 0	2- 0				
5- 3	1- 2	2- 0	AWAY	0- 0	2- 0	0- 1				
1- 1	0- 1	1- 0	NEUTRAL	0- 0	0- 0	0- 0				

RPI 1-25				Team's RPI: 9		RPI 26-50				RPI 51-100				RPI 101+			
RPI	S	Opponent	Score	RPI	S	Opponent	Score	RPI	S	Opponent	Score	RPI	S	Opponent	Score		
3	A	Notre Dame	83 92	28	H	Vanderbilt	70 61					104	H	Samford	90 61		
5	A	Tennessee	54 91	32	A	South Carolina	66 58					117	A	Auburn	66 48		
5	H	Tennessee	61 60	32	H	South Carolina	53 50					135	A	Mississippi St.	76 40		
10	H	Duke	72 65	33	H	Arkansas	84 72					135	H	Mississippi St.	88 40		
18	A	LSU	51 61	37	A	Middle Tenn.	58 70					153	H	Mississippi Val.	90 51		
18	N	LSU	61 72	41	A	Florida	59 56					158	H	Sam Houston St.	73 52		
23	H	Louisville	74 54	41	H	Florida	57 52					175	A	Alabama	75 77		
25	A	Georgia	69 64	41	N	Florida	71 67					175	H	Alabama	82 68		

Non-Div I Games: Neb. Omaha 81 48

Kentucky

■ Loss,
 ■ Non-Conf, S Site,
 ■ Home
 ■ Away
 N Neutral

Average RPI Win:	211	WON-LOST	WINNING	LAST 12	STRENGTH OF	OPP. STRENGTH	TEAM	ADJ.	CONF.	ADJ CONF.
Average RPI Loss:	137	RECORD	PCT. RANK	GAMES	SCHEDULE	OF SCHEDULE	RPI	RPI	RPI	RPI
DIV. I ONLY	21- 10	76	7- 5	249	172	113	113	15	15	
DIV. I NON-CONF.	11- 1	11	0- 0	254	138	46	46	22	22	
TOTALS	RPI 1-25	RPI 26-50	W-L RECORDS	RPI 51-100	RPI 101-150	RPI 150+				
21- 10	0- 0	0- 0	OVERALL	5- 2	2- 5	14- 3				
12- 3	0- 0	0- 0	HOME	2- 1	2- 1	8- 1				
8- 7	0- 0	0- 0	AWAY	2- 1	0- 4	6- 2				
1- 0	0- 0	0- 0	NEUTRAL	1- 0	0- 0	0- 0				
11- 1	0- 0	0- 0	NON-CONFERENCE	3- 0	2- 1	6- 0				
6- 0	0- 0	0- 0	HOME	1- 0	2- 0	3- 0				
4- 1	0- 0	0- 0	AWAY	1- 0	0- 1	3- 0				
1- 0	0- 0	0- 0	NEUTRAL	1- 0	0- 0	0- 0				
10- 9	0- 0	0- 0	CONFERENCE	2- 2	0- 4	8- 3				
6- 3	0- 0	0- 0	HOME	1- 1	0- 1	5- 1				
4- 6	0- 0	0- 0	AWAY	1- 1	0- 3	3- 2				
0- 0	0- 0	0- 0	NEUTRAL	0- 0	0- 0	0- 0				

RPI 1-25				RPI 26-50				RPI 51-100				RPI 101+				Team's RPI: 113	
RPI	S	Opponent	Score	RPI	S	Opponent	Score	RPI	S	Opponent	Score	RPI	S	Opponent	Score		
								60	A	Sacred Heart	59	74	103	A	Hartford	45	54
								60	H	Sacred Heart	74	68	130	A	Monmouth	56	68
								66	A	Drexel	60	52	130	A	Monmouth	54	55
								69	N	Oklahoma St.	64	63	130	H	Monmouth	57	67
								79	H	Albany (NY)	64	52	134	H	Charlotte	81	72
								84	A	Quinnipiac	74	64	140	A	Robert Morris	57	63
								84	H	Quinnipiac	51	54	141	H	La Salle	69	53
													155	H	Cal Poly	69	61
													157	A	Saint Francis (PA)	59	67
													197	A	Mt. St. Mary's	43	44
													197	H	Mt. St. Mary's	69	45
													214	A	Tennessee Tech	62	60
													216	H	Central Conn. St.	57	43
													227	H	William & Mary	78	69
													239	A	Fairleigh Dickinson	70	67
													239	H	Fairleigh Dickinson	65	71
													244	H	Bryant	50	41
													311	A	Nevada	67	51
													327	A	St. Francis (NY)	60	53
													327	H	St. Francis (NY)	66	53
													328	A	Stony Brook	66	59
													336	A	Wagner	67	60
													336	H	Wagner	72	41
													339	H	Columbia	58	50
LAST 12 Division I GAMES:																	
				130	A	Monmouth	56	68		327	H	St. Francis (NY)	66	53			
				239	A	Fairleigh Dickinson	70	67		244	H	Bryant	50	41			
				130	A	Monmouth	54	55		216	H	Central Conn. St.	57	43			
				60	H	Sacred Heart	74	68		140	A	Robert Morris	57	63			
				84	H	Quinnipiac	51	54		157	A	Saint Francis (PA)	59	67			
				327	A	St. Francis (NY)	60	53		336	A	Wagner	67	60			

Non-Div I Games:

LIU Brooklyn

■ Loss,
 ■ Non-Conf,
 ■ S Site,
 ■ H Home
 ■ A Away
 N Neutral

Average RPI Win: 127		WON-LOST	WINNING	LAST 12	STRENGTH OF		OPP. STRENGTH	TEAM	ADJ.	CONF.	ADJ CONF.
Average RPI Loss: 39		RECORD	PCT. RANK	GAMES	SCHEDULE		OF SCHEDULE	RPI	RPI	RPI	RPI
DIV. I ONLY		22- 10	71	8- 4	16		37	18	18	2	2
DIV. I NON-CONF.		10- 3	49	0- 0	89		127	48	48	3	3
<hr/>											
TOTALS	RPI 1-25	RPI 26-50		W-L RECORDS		RPI 51-100		RPI 101-150		RPI 150+	
22- 10	2- 3	5- 5		OVERALL		2- 1		4- 1		9- 0	
12- 3	1- 0	3- 2		HOME		1- 0		2- 1		5- 0	
8- 6	0- 2	1- 3		AWAY		1- 1		2- 0		4- 0	
2- 1	1- 1	1- 0		NEUTRAL		0- 0		0- 0		0- 0	
10- 3	0- 0	1- 1		NON-CONFERENCE		2- 1		1- 1		6- 0	
6- 1	0- 0	1- 0		HOME		1- 0		0- 1		4- 0	
4- 2	0- 0	0- 1		AWAY		1- 1		1- 0		2- 0	
0- 0	0- 0	0- 0		NEUTRAL		0- 0		0- 0		0- 0	
12- 7	2- 3	4- 4		CONFERENCE		0- 0		3- 0		3- 0	
6- 2	1- 0	2- 2		HOME		0- 0		2- 0		1- 0	
4- 4	0- 2	1- 2		AWAY		0- 0		1- 0		2- 0	
2- 1	1- 1	1- 0		NEUTRAL		0- 0		0- 0		0- 0	

RPI	S	Opponent	Score	RPI	S	Opponent	Score	RPI	S	Opponent	Score	RPI	S	Opponent	Score
5	A	Tennessee	56 65	26	A	Ohio St.	68 77	71	H	UCLA	58 41	111	A	Wichita St.	64 56
5	N	Tennessee	58 70	28	A	Vanderbilt	72 81	72	A	Tulane	62 65	117	H	Auburn	57 41
9	H	Kentucky	61 51	28	H	Vanderbilt	69 66	82	A	McNeese St.	64 43	118	H	Northwestern	43 44
9	N	Kentucky	72 61	30	H	Georgetown	51 40					135	A	Mississippi St.	53 48
25	A	Georgia	46 62	32	H	South Carolina	58 48					135	H	Mississippi St.	53 49
				33	A	Arkansas	50 42					171	A	Louisiana Tech	66 55
				33	H	Arkansas	52 72					172	H	Lamar	77 35
				33	N	Arkansas	41 40					175	A	Alabama	51 46
				41	A	Florida	58 62					175	H	Alabama	84 40
				41	H	Florida	64 73					190	A	Ole Miss	83 44
												206	H	Grambling	62 47
												270	H	Alabama St.	67 35
												272	A	East Tenn. St.	71 68
												337	H	Ark.-Pine Bluff	80 28
LAST 12 Division I GAMES:															
		5	N	Tennessee	58	70	33	A	Arkansas	50	42				
		9	N	Kentucky	72	61	175	A	Alabama	51	46				
		33	N	Arkansas	41	40	135	H	Mississippi St.	53	49				
		25	A	Georgia	46	62	9	H	Kentucky	61	51				
		28	H	Vanderbilt	69	66	41	H	Florida	64	73				
		117	H	Auburn	57	41	28	A	Vanderbilt	72	81				

Non-Div I Games:

LSU

Average RPI Win:	230	WON-LOST	WINNING	LAST 12	STRENGTH OF	OPP. STRENGTH	TEAM	ADJ.	CONF.	ADJ CONF.
Average RPI Loss:	55	RECORD	PCT. RANK	GAMES	SCHEDULE	OF SCHEDULE	RPI	RPI	RPI	RPI
DIV. I ONLY	14- 17	192	5- 7	82	83	141	141	9	9	
DIV. I NON-CONF.	6- 9	212	0- 0	68	35	131	131	8	8	
TOTALS	RPI 1-25	RPI 26-50	W-L RECORDS	RPI 51-100	RPI 101-150	RPI 150+				
14- 17	0- 4	0- 6	OVERALL	0- 5	0- 2	14- 0				
5- 7	0- 2	0- 3	HOME	0- 2	0- 0	5- 0				
7- 8	0- 1	0- 2	AWAY	0- 3	0- 2	7- 0				
2- 2	0- 1	0- 1	NEUTRAL	0- 0	0- 0	2- 0				
6- 9	0- 2	0- 3	NON-CONFERENCE	0- 3	0- 1	6- 0				
2- 3	0- 1	0- 1	HOME	0- 1	0- 0	2- 0				
3- 5	0- 1	0- 1	AWAY	0- 2	0- 1	3- 0				
1- 1	0- 0	0- 1	NEUTRAL	0- 0	0- 0	1- 0				
8- 8	0- 2	0- 3	CONFERENCE	0- 2	0- 1	8- 0				
3- 4	0- 1	0- 2	HOME	0- 1	0- 0	3- 0				
4- 3	0- 0	0- 1	AWAY	0- 1	0- 1	4- 0				
1- 1	0- 1	0- 0	NEUTRAL	0- 0	0- 0	1- 0				

RPI 1-25				RPI 26-50				RPI 51-100				RPI 101+ Team's RPI: 141			
RPI	S	Opponent	Score	RPI	S	Opponent	Score	RPI	S	Opponent	Score	RPI	S	Opponent	Score
11	A	St. John's (NY)	45 66	34	H	Dayton	49 58	58	H	Saint Joseph's	53 57	113	A	LIU Brooklyn	53 69
13	H	Rutgers	48 61	39	A	West Virginia	52 63	66	A	Drexel	59 72	134	A	Charlotte	66 77
16	H	St. Bonaventure	57 75	40	H	Villanova	51 67	79	A	Albany (NY)	76 81	191	H	Lehigh	63 43
16	N	St. Bonaventure	53 68	41	N	Florida	74 85	81	A	Duquesne	52 82	196	H	Penn	58 47
				46	H	Temple	44 71	95	H	Fairfield	52 55	200	A	Fordham	56 55
				47	A	Richmond	70 74					200	H	Fordham	68 62
												203	H	Xavier	63 51
												203	N	Xavier	52 49
												205	A	Northeastern	75 60
												218	A	Loyola Chicago	48 45
												231	A	Saint Louis	53 52
												243	A	George Washington	69 47
												255	H	Massachusetts	81 67
												275	N	Vermont	68 59
												286	A	Dartmouth	60 47
												315	A	Rhode Island	49 45
LAST 12 Division I GAMES:															
		16	N	St. Bonaventure	53	68				315	A	Rhode Island	49	45	
		203	N	Xavier	52	49				58	H	Saint Joseph's	53	57	
		46	H	Temple	44	71				255	H	Massachusetts	81	67	
		243	A	George Washington	69	47				200	A	Fordham	56	55	
		81	A	Duquesne	52	82				16	H	St. Bonaventure	57	75	
		34	H	Dayton	49	58				47	A	Richmond	70	74	

Non-Div I Games:

La Salle

■ Loss,
■ Non-Conf,
■ S Site,
■ H Home
■ A Away
N Neutral

La.-Lafayette

Through Games Of Sunday, March 11, 2012

Average RPI Win:	279	WON-LOST	WINNING	LAST 12	STRENGTH OF	OPP. STRENGTH	TEAM	ADJ.	CONF.	ADJ CONF.
Average RPI Loss:	167	RECORD	PCT. RANK	GAMES	SCHEDULE	OF SCHEDULE	RPI	RPI	RPI	RPI
DIV. I ONLY	6- 22	305	1- 10	244	219	304	304	18	18	
DIV. I NON-CONF.	5- 6	191	0- 0	259	298	200	200	16	16	
TOTALS	RPI 1-25	RPI 26-50	W-L RECORDS	RPI 51-100	RPI 101-150	RPI 150+				
6- 22	0- 0	0- 1	OVERALL	0- 5	0- 5	6- 11				
3- 9	0- 0	0- 0	HOME	0- 2	0- 2	3- 5				
3- 12	0- 0	0- 1	AWAY	0- 3	0- 2	3- 6				
0- 1	0- 0	0- 0	NEUTRAL	0- 0	0- 1	0- 0				
5- 6	0- 0	0- 0	NON-CONFERENCE	0- 3	0- 1	5- 2				
2- 2	0- 0	0- 0	HOME	0- 1	0- 0	2- 1				
3- 4	0- 0	0- 0	AWAY	0- 2	0- 1	3- 1				
0- 0	0- 0	0- 0	NEUTRAL	0- 0	0- 0	0- 0				
1- 16	0- 0	0- 1	CONFERENCE	0- 2	0- 4	1- 9				
1- 7	0- 0	0- 0	HOME	0- 1	0- 2	1- 4				
0- 8	0- 0	0- 1	AWAY	0- 1	0- 1	0- 5				
0- 1	0- 0	0- 0	NEUTRAL	0- 0	0- 1	0- 0				

RPI 1-25				RPI 26-50				RPI 51-100				RPI 101+				Team's RPI: 304	
RPI	S	Opponent	Score	RPI	S	Opponent	Score	RPI	S	Opponent	Score	RPI	S	Opponent	Score		
				37	A	Middle Tenn.	53 104	72	H	Tulane	40 75	128	A	Denver	47 71		
								76	A	San Diego	44 103	128	H	Denver	39 76		
								82	A	McNeese St.	59 80	133	H	FIU	48 78		
								94	A	UALR	45 56	133	N	FIU	53 74		
								94	H	UALR	41 55	135	A	Mississippi St.	38 72		
												163	H	Fla. Atlantic	52 66		
												176	H	South Ala.	68 72		
												208	A	North Texas	40 78		
												208	H	North Texas	45 66		
												209	H	Nicholls St.	64 72		
												230	A	Arkansas St.	52 55		
												230	H	Arkansas St.	50 57		
												233	A	Western Ky.	45 49		
												238	H	Southern U.	60 49		
												248	A	La.-Monroe	35 66		
												248	H	La.-Monroe	82 65		
												287	A	Southeastern La.	69 57		
												287	H	Southeastern La.	63 54		
												306	A	Bethune-Cookman	72 67		
												310	A	UC Riverside	59 56		
												324	A	Savannah St.	36 41		
												338	A	Troy	52 58		
LAST 12 Division I GAMES:																	
				133	N	FIU	53 74	338	A	Troy	52 58						
				248	H	La.-Monroe	82 65	128	H	Denver	39 76						
				208	A	North Texas	40 78	248	A	La.-Monroe	35 66						
				128	A	Denver	47 71	208	H	North Texas	45 66						
				230	H	Arkansas St.	50 57	230	A	Arkansas St.	52 55						
				94	H	UALR	41 55	94	A	UALR	45 56						

Non-Div I Games: LSU-Shreveport 50 63 Neb. Omaha 62 60

La.-Lafayette

Loss, Non-Conf, S Site, H Home A Away N Neutral

Average RPI Win:	236	WON-LOST	WINNING	LAST 12	STRENGTH OF	OPP. STRENGTH	TEAM	ADJ.	CONF.	ADJ CONF.
Average RPI Loss:	146	RECORD	PCT. RANK	GAMES	SCHEDULE	OF SCHEDULE	RPI	RPI	RPI	RPI
DIV. I ONLY	9- 21	274	4- 8	145	198	248	248	18	18	
DIV. I NON-CONF.	2- 11	309	0- 0	55	242	249	249	16	16	
TOTALS	RPI 1-25	RPI 26-50	W-L RECORDS	RPI 51-100	RPI 101-150	RPI 150+				
9- 21	0- 1	0- 1	OVERALL	1- 5	0- 5	8- 9				
6- 6	0- 0	0- 1	HOME	1- 1	0- 2	5- 2				
3- 12	0- 1	0- 0	AWAY	0- 3	0- 2	3- 6				
0- 3	0- 0	0- 0	NEUTRAL	0- 1	0- 1	0- 1				
2- 11	0- 1	0- 0	NON-CONFERENCE	0- 4	0- 2	2- 4				
1- 3	0- 0	0- 0	HOME	0- 1	0- 1	1- 1				
1- 6	0- 1	0- 0	AWAY	0- 2	0- 0	1- 3				
0- 2	0- 0	0- 0	NEUTRAL	0- 1	0- 1	0- 0				
7- 10	0- 0	0- 1	CONFERENCE	1- 1	0- 3	6- 5				
5- 3	0- 0	0- 1	HOME	1- 0	0- 1	4- 1				
2- 6	0- 0	0- 0	AWAY	0- 1	0- 2	2- 3				
0- 1	0- 0	0- 0	NEUTRAL	0- 0	0- 0	0- 1				

RPI 1-25				RPI 26-50				RPI 51-100				RPI 101+ Team's RPI: 248			
RPI	S	Opponent	Score	RPI	S	Opponent	Score	RPI	S	Opponent	Score	RPI	S	Opponent	Score
12	A	Miami (FL)	39 103	37	H	Middle Tenn.	53 67	61	A	Texas Tech	54 94	128	A	Denver	53 57
								72	A	Tulane	45 62	128	H	Denver	49 52
								82	H	McNeese St.	60 68	133	A	FIU	55 65
								90	N	Central Ark.	55 73	149	H	Stephen F. Austin	58 68
								94	A	UALR	46 52	150	N	UMKC	70 76
								94	H	UALR	58 54	163	A	Fla. Atlantic	58 65
												172	A	Lamar	68 70
												176	H	South Ala.	55 52
												195	A	Southern Miss.	74 77
												206	A	Grambling	71 75
												208	A	North Texas	70 67
												208	H	North Texas	54 56
												209	H	Nicholls St.	78 68
												214	H	Tennessee Tech	64 68
												230	A	Arkansas St.	61 76
												230	H	Arkansas St.	83 57
												233	H	Western Ky.	53 49
												233	N	Western Ky.	50 66
												304	A	La.-Lafayette	65 82
												304	H	La.-Lafayette	66 35
												329	A	Northwestern St.	84 68
												338	A	Troy	49 46
LAST 12 Division I GAMES:															
233	N	Western Ky.	50 66	94	A	UALR	46 52	230	A	Arkansas St.	61 76				
304	A	La.-Lafayette	65 82	304	H	La.-Lafayette	66 35	338	A	Troy	49 46				
37	H	Middle Tenn.	53 67	128	H	Denver	49 52	208	H	North Texas	54 56				
128	A	Denver	53 57	176	H	South Ala.	55 52								

Non-Div I Games:

La.-Monroe

■ Loss,
■ Non-Conf, S Site,
■ Home
■ Away
N Neutral

Lafayette

Through Games Of Sunday, March 11, 2012

Average RPI Win:	297	WON-LOST	WINNING	LAST 12	STRENGTH OF	OPP. STRENGTH	TEAM	ADJ.	CONF.	ADJ CONF.
Average RPI Loss:	178	RECORD	PCT. RANK	GAMES	SCHEDULE	OF SCHEDULE	RPI	RPI	RPI	RPI
DIV. I ONLY	8- 22	287	1- 11	285	261	300	300	29	29	
DIV. I NON-CONF.	6- 9	212	0- 0	290	175	248	248	29	29	
TOTALS	RPI 1-25	RPI 26-50	W-L RECORDS	RPI 51-100	RPI 101-150	RPI 150+				
8- 22	0- 2	0- 0	OVERALL	0- 2	0- 4	8- 14				
4- 8	0- 1	0- 0	HOME	0- 1	0- 1	4- 5				
3- 13	0- 1	0- 0	AWAY	0- 1	0- 2	3- 9				
1- 1	0- 0	0- 0	NEUTRAL	0- 0	0- 1	1- 0				
6- 9	0- 2	0- 0	NON-CONFERENCE	0- 2	0- 1	6- 4				
3- 2	0- 1	0- 0	HOME	0- 1	0- 0	3- 0				
2- 6	0- 1	0- 0	AWAY	0- 1	0- 0	2- 4				
1- 1	0- 0	0- 0	NEUTRAL	0- 0	0- 1	1- 0				
2- 13	0- 0	0- 0	CONFERENCE	0- 0	0- 3	2- 10				
1- 6	0- 0	0- 0	HOME	0- 0	0- 1	1- 5				
1- 7	0- 0	0- 0	AWAY	0- 0	0- 2	1- 5				
0- 0	0- 0	0- 0	NEUTRAL	0- 0	0- 0	0- 0				

RPI 1-25			RPI 26-50			RPI 51-100			RPI 101+ Team's RPI: 300		
RPI	S	Opponent	Score	RPI	S	Opponent	Score	RPI	S	Opponent	Score
6	A	Maryland	36 84					130	N	Monmouth	54 58
24	H	Princeton	47 87					143	A	American	54 59
								143	A	American	54 80
								143	H	American	54 58
								159	A	Holy Cross	52 61
								159	H	Holy Cross	61 75
								184	A	Navy	47 63
								184	H	Navy	55 60
								191	A	Lehigh	55 68
								191	H	Lehigh	47 57
								194	H	Manhattan	48 43
								196	A	Penn	39 49
								199	A	Pittsburgh	69 74
								222	N	East Carolina	64 57
								244	A	Bryant	48 56
								268	A	Army	43 44
								268	H	Army	47 62
								288	A	Rider	56 64
								307	A	Colgate	60 69
								307	H	Colgate	66 58
								317	A	Saint Peter's	59 50
								327	A	St. Francis (NY)	46 33
								330	A	Bucknell	49 45
								330	H	Bucknell	54 65
								336	H	Wagner	66 55
								339	H	Columbia	53 45
LAST 12 Division I GAMES:											
143	A	American	54 59	268	H	Army	47 62				
143	H	American	54 58	184	A	Navy	47 63				
307	A	Colgate	60 69	143	A	American	54 80				
191	H	Lehigh	47 57	307	H	Colgate	66 58				
159	A	Holy Cross	52 61	191	A	Lehigh	55 68				
330	H	Bucknell	54 65	159	H	Holy Cross	61 75				

Non-Div I Games:

Lafayette

Loss, Non-Conf, S Site, H Home A Away N Neutral

Average RPI Win: 261	WON-LOST	WINNING	LAST 12	STRENGTH OF	OPP. STRENGTH	TEAM	ADJ.	CONF.	ADJ CONF.
Average RPI Loss: 124	RECORD	PCT. RANK	GAMES	SCHEDULE	OF SCHEDULE	RPI	RPI	RPI	RPI
DIV. I ONLY	14- 15	174	6- 6	182	245	172	172	24	24
DIV. I NON-CONF.	6- 6	160	0- 0	139	132	122	122	27	27
TOTALS	RPI 1-25	RPI 26-50	W-L RECORDS	RPI 51-100	RPI 101-150	RPI 150+			
14- 15	0- 2	0- 1	OVERALL	0- 5	0- 2	14- 5			
7- 4	0- 0	0- 0	HOME	0- 2	0- 0	7- 2			
6- 9	0- 2	0- 1	AWAY	0- 3	0- 1	6- 2			
1- 2	0- 0	0- 0	NEUTRAL	0- 0	0- 1	1- 1			
6- 6	0- 2	0- 1	NON-CONFERENCE	0- 1	0- 0	6- 2			
3- 0	0- 0	0- 0	HOME	0- 0	0- 0	3- 0			
2- 5	0- 2	0- 1	AWAY	0- 1	0- 0	2- 1			
1- 1	0- 0	0- 0	NEUTRAL	0- 0	0- 0	1- 1			
8- 9	0- 0	0- 0	CONFERENCE	0- 4	0- 2	8- 3			
4- 4	0- 0	0- 0	HOME	0- 2	0- 0	4- 2			
4- 4	0- 0	0- 0	AWAY	0- 2	0- 1	4- 1			
0- 1	0- 0	0- 0	NEUTRAL	0- 0	0- 1	0- 0			

RPI 1-25				RPI 26-50				RPI 51-100				RPI 101+ Team's RPI: 172			
RPI	S	Opponent	Score	RPI	S	Opponent	Score	RPI	S	Opponent	Score	RPI	S	Opponent	Score
8	A	Texas A&M	58 83	44	A	UTEP	52 81	52	A	Kansas	40 90	149	A	Stephen F. Austin	51 61
18	A	LSU	35 77					82	A	McNeese St.	45 58	149	N	Stephen F. Austin	64 73
								82	H	McNeese St.	40 59	158	H	Sam Houston St.	59 72
								90	A	Central Ark.	53 63	163	N	Fla. Atlantic	66 61
								90	H	Central Ark.	37 62	177	H	Rice	61 54
												186	A	TCU	59 73
												190	H	Ole Miss	67 58
												209	A	Nicholls St.	64 70
												209	H	Nicholls St.	70 52
												211	H	Texas St.	56 50
												238	A	Southern U.	70 62
												248	H	La.-Monroe	70 68
												254	N	IUPUI	34 61
												287	A	Southeastern La.	71 69
												287	H	Southeastern La.	61 69
												301	A	UTSA	54 51
												313	A	Texas-Arlington	68 52
												321	H	A&M-Corpus Christi	63 49
												329	A	Northwestern St.	82 61
												329	H	Northwestern St.	58 56
												342	A	Houston Baptist	73 40
LAST 12 Division I GAMES:															
149	N	Stephen F. Austin	64 73	287	A	Southeastern La.	71 69	209	H	Nicholls St.	70 52				
82	H	McNeese St.	40 59	329	A	Northwestern St.	82 61	301	A	UTSA	54 51				
211	H	Texas St.	56 50	287	H	Southeastern La.	61 69	209	A	Nicholls St.	64 70				
158	H	Sam Houston St.	59 72												
149	A	Stephen F. Austin	51 61												
321	H	A&M-Corpus Christi	63 49												

Non-Div I Games: Centenary (LA) 73 44 Our Lady Of The Lak82 62

Lamar

■ Loss,
 ■ Non-Conf,
 ■ S Site,
 ■ Home
 ■ Away
 N Neutral

Average RPI Win:	259	WON-LOST	WINNING	LAST 12	STRENGTH OF	OPP. STRENGTH	TEAM	ADJ.	CONF.	ADJ CONF.
Average RPI Loss:	143	RECORD	PCT. RANK	GAMES	SCHEDULE	OF SCHEDULE	RPI	RPI	RPI	RPI
DIV. I ONLY	17- 13	130	7- 5	293	239	191	191	29	29	
DIV. I NON-CONF.	7- 7	160	0- 0	234	104	189	189	29	29	
TOTALS	RPI 1-25	RPI 26-50	W-L RECORDS	RPI 51-100	RPI 101-150	RPI 150+				
17- 13	0- 1	0- 2	OVERALL	0- 2	1- 4	16- 4				
11- 5	0- 0	0- 2	HOME	0- 0	1- 1	10- 2				
6- 7	0- 1	0- 0	AWAY	0- 2	0- 2	6- 2				
0- 1	0- 0	0- 0	NEUTRAL	0- 0	0- 1	0- 0				
7- 7	0- 1	0- 2	NON-CONFERENCE	0- 2	1- 2	6- 0				
5- 2	0- 0	0- 2	HOME	0- 0	1- 0	4- 0				
2- 4	0- 1	0- 0	AWAY	0- 2	0- 1	2- 0				
0- 1	0- 0	0- 0	NEUTRAL	0- 0	0- 1	0- 0				
10- 6	0- 0	0- 0	CONFERENCE	0- 0	0- 2	10- 4				
6- 3	0- 0	0- 0	HOME	0- 0	0- 1	6- 2				
4- 3	0- 0	0- 0	AWAY	0- 0	0- 1	4- 2				
0- 0	0- 0	0- 0	NEUTRAL	0- 0	0- 0	0- 0				

RPI 1-25				RPI 26-50				RPI 51-100				RPI 101+ Team's RPI: 191			
RPI	S	Opponent	Score	RPI	S	Opponent	Score	RPI	S	Opponent	Score	RPI	S	Opponent	Score
13	A	Rutgers	40 68	40	H	Villanova	54 62	58	A	Saint Joseph's	48 66	130	N	Monmouth	73 75
				47	H	Richmond	49 71	60	A	Sacred Heart	51 68	140	H	Robert Morris	68 54
												141	A	La Salle	43 63
												143	A	American	49 55
												143	H	American	50 67
												159	A	Holy Cross	75 73
												159	H	Holy Cross	75 60
												184	A	Navy	50 46
												184	H	Navy	59 64
												184	H	Navy	57 48
												193	H	Loyola Maryland	70 60
												257	A	Valparaiso	41 39
												268	A	Army	64 66
												268	H	Army	56 47
												300	A	Lafayette	57 47
												300	H	Lafayette	68 55
												307	A	Colgate	71 77
												307	H	Colgate	85 82
												315	H	Rhode Island	67 56
												317	H	Saint Peter's	64 48
												326	H	NJIT	61 37
												330	A	Bucknell	53 38
												330	H	Bucknell	63 47
												330	H	Bucknell	56 62
												336	A	Wagner	63 44
LAST 12 Division I GAMES:															
				184	H	Navy	59 64					307	A	Colgate	71 77
				330	H	Bucknell	63 47					143	H	American	50 67
				268	H	Army	56 47					159	A	Holy Cross	75 73
				184	H	Navy	57 48					268	A	Army	64 66
				300	A	Lafayette	57 47					184	A	Navy	50 46
				330	H	Bucknell	56 62					300	H	Lafayette	68 55

Non-Div I Games:

Lehigh

■ Loss,
 ■ Non-Conf, S Site,
 ■ Home
 ■ Away
 N Neutral

Liberty

Through Games Of Sunday, March 11, 2012

Average RPI Win:	250	WON-LOST	WINNING	LAST 12	STRENGTH OF	OPP. STRENGTH	TEAM	ADJ.	CONF.	ADJ CONF.
Average RPI Loss:	109	RECORD	PCT. RANK	GAMES	SCHEDULE	OF SCHEDULE	RPI	RPI	RPI	RPI
DIV. I ONLY	21- 8	52	11- 1	224	277	96	96	26	26	
DIV. I NON-CONF.	2- 6	275	0- 0	125	96	229	229	28	28	
TOTALS	RPI 1-25	RPI 26-50	W-L RECORDS	RPI 51-100	RPI 101-150	RPI 150+				
21- 8	0- 0	0- 4	OVERALL	0- 0	0- 1	21- 3				
8- 3	0- 0	0- 1	HOME	0- 0	0- 1	8- 1				
10- 4	0- 0	0- 2	AWAY	0- 0	0- 0	10- 2				
3- 1	0- 0	0- 1	NEUTRAL	0- 0	0- 0	3- 0				
2- 6	0- 0	0- 4	NON-CONFERENCE	0- 0	0- 1	2- 1				
0- 2	0- 0	0- 1	HOME	0- 0	0- 1	0- 0				
1- 3	0- 0	0- 2	AWAY	0- 0	0- 0	1- 1				
1- 1	0- 0	0- 1	NEUTRAL	0- 0	0- 0	1- 0				
19- 2	0- 0	0- 0	CONFERENCE	0- 0	0- 0	19- 2				
8- 1	0- 0	0- 0	HOME	0- 0	0- 0	8- 1				
9- 1	0- 0	0- 0	AWAY	0- 0	0- 0	9- 1				
2- 0	0- 0	0- 0	NEUTRAL	0- 0	0- 0	2- 0				

RPI S	Opponent	Score	RPI S	Opponent	Score	RPI S	Opponent	Score	RPI S	Opponent	Score
27	N Oklahoma	45 76	35	H James Madison	58 62	112	H VCU	47 52	154	A High Point	81 73
47	A Richmond	54 66	50	A Virginia	38 64	154	A High Point	73 65	154	H High Point	69 73
						182	A Winthrop	69 71	182	H Winthrop	74 49
						187	A Campbell	58 45	187	H Campbell	90 61
						207	A Charleston So.	79 64	207	H Charleston So.	77 69
						207	N Charleston So.	72 52	207	N Charleston So.	72 52
						213	A Radford	76 68	213	H Radford	72 66
						241	A Presbyterian	69 64	241	H Presbyterian	59 39
						241	H Presbyterian	59 39	266	A N.C. A&T	74 81
						293	A Coastal Caro.	82 45	293	H Coastal Caro.	66 54
						293	H Coastal Caro.	66 54	308	A UNC Greensboro	61 46
						322	A Gardner-Webb	78 51	322	H Gardner-Webb	76 44
						322	H Gardner-Webb	76 44	331	N Lipscomb	70 27
						331	N Lipscomb	70 27	332	A UNC Asheville	78 56
						332	H UNC Asheville	84 53	332	N UNC Asheville	71 50
						332	N UNC Asheville	71 50			

LAST 12 Division I GAMES:

154	A High Point	81 73	241	A Presbyterian	69 64
207	N Charleston So.	72 52	182	A Winthrop	69 71
332	N UNC Asheville	71 50	293	H Coastal Caro.	66 54
213	H Radford	72 66	207	H Charleston So.	77 69
332	H UNC Asheville	84 53	154	A High Point	73 65
322	H Gardner-Webb	76 44	187	A Campbell	58 45

Non-Div I Games: Virginia-Wise 82 39 Virginia Union 82 37 Glenville St. 116 65

Liberty

Loss, Non-Conf, S Site, H Home A Away N Neutral

Average RPI Win:	280	WON-LOST	WINNING	LAST 12	STRENGTH OF	OPP. STRENGTH	TEAM	ADJ.	CONF.	ADJ CONF.
Average RPI Loss:	217	RECORD	PCT. RANK	GAMES	SCHEDULE	OF SCHEDULE	RPI	RPI	RPI	RPI
DIV. I ONLY	6- 23	310	3- 9	331	319	331	331	30	30	
DIV. I NON-CONF.	2- 9	299	0- 0	312	285	328	328	30	30	
TOTALS	RPI 1-25	RPI 26-50	W-L RECORDS	RPI 51-100	RPI 101-150	RPI 150+				
6- 23	0- 0	0- 1	OVERALL	0- 4	0- 2	6- 16				
4- 9	0- 0	0- 0	HOME	0- 1	0- 1	4- 7				
2- 13	0- 0	0- 1	AWAY	0- 2	0- 1	2- 9				
0- 1	0- 0	0- 0	NEUTRAL	0- 1	0- 0	0- 0				
2- 9	0- 0	0- 1	NON-CONFERENCE	0- 2	0- 0	2- 6				
1- 3	0- 0	0- 0	HOME	0- 0	0- 0	1- 3				
1- 5	0- 0	0- 1	AWAY	0- 1	0- 0	1- 3				
0- 1	0- 0	0- 0	NEUTRAL	0- 1	0- 0	0- 0				
4- 14	0- 0	0- 0	CONFERENCE	0- 2	0- 2	4- 10				
3- 6	0- 0	0- 0	HOME	0- 1	0- 1	3- 4				
1- 8	0- 0	0- 0	AWAY	0- 1	0- 1	1- 6				
0- 0	0- 0	0- 0	NEUTRAL	0- 0	0- 0	0- 0				

RPI S	Opponent	Score	RPI S	Opponent	Score	RPI S	Opponent	Score	RPI S	Opponent	Score	Team's RPI: 331
28	A Vanderbilt	39 81	57	A Fla. Gulf Coast	54 97	124	A Stetson	59 74				
			57	H Fla. Gulf Coast	59 76	124	H Stetson	63 74				
			89	A North Carolina	53 95	190	H Ole Miss	57 72				
			96	N Liberty	27 70	198	A Alabama A&M	54 72				
						214	A Tennessee Tech	66 61				
						256	A Belmont	54 64				
						256	H Belmont	43 60				
						264	A Kennesaw St.	72 64				
						264	H Kennesaw St.	55 74				
						272	A East Tenn. St.	52 89				
						272	H East Tenn. St.	39 59				
						274	A North Florida	67 77				
						274	H North Florida	73 64				
						281	A Jacksonville	75 81				
						281	H Jacksonville	68 64				
						290	H Austin Peay	58 61				
						292	A S.C. Upstate	66 73				
						292	H S.C. Upstate	44 50				
						302	H Air Force	59 68				
						305	A Tennessee St.	54 80				
						322	H Gardner-Webb	76 65				
						325	A Mercer	61 67				
						325	H Mercer	80 70				
						340	A Jacksonville St.	72 81				
LAST 12 Division I GAMES:												
264	A Kennesaw St.	72 64	256	H Belmont	43 60							
325	A Mercer	61 67	274	H North Florida	73 64							
292	H S.C. Upstate	44 50	281	H Jacksonville	68 64							
272	H East Tenn. St.	39 59	272	A East Tenn. St.	52 89							
124	A Stetson	59 74	292	A S.C. Upstate	66 73							
57	A Fla. Gulf Coast	54 97	57	H Fla. Gulf Coast	59 76							

Non-Div I Games:

Lipscomb

■ Loss,
 ■ Non-Conf,
 ■ S Site,
 ■ Home
 ■ A Away
 N Neutral

Average RPI Win:	236	WON-LOST	WINNING	LAST 12	STRENGTH OF	OPP. STRENGTH	TEAM	ADJ.	CONF.	ADJ CONF.
Average RPI Loss:	174	RECORD	PCT. RANK	GAMES	SCHEDULE	OF SCHEDULE	RPI	RPI	RPI	RPI
DIV. I ONLY	14- 18	204	5- 7	281	248	237	237	21	21	
DIV. I NON-CONF.	5- 8	221	0- 0	310	250	281	281	19	19	
TOTALS	RPI 1-25	RPI 26-50	W-L RECORDS	RPI 51-100	RPI 101-150	RPI 150+				
14- 18	0- 0	0- 0	OVERALL	0- 2	1- 4	13- 12				
10- 3	0- 0	0- 0	HOME	0- 0	1- 2	9- 1				
3- 14	0- 0	0- 0	AWAY	0- 2	0- 2	3- 10				
1- 1	0- 0	0- 0	NEUTRAL	0- 0	0- 0	1- 1				
5- 8	0- 0	0- 0	NON-CONFERENCE	0- 2	0- 1	5- 5				
4- 1	0- 0	0- 0	HOME	0- 0	0- 1	4- 0				
1- 7	0- 0	0- 0	AWAY	0- 2	0- 0	1- 5				
0- 0	0- 0	0- 0	NEUTRAL	0- 0	0- 0	0- 0				
9- 10	0- 0	0- 0	CONFERENCE	0- 0	1- 3	8- 7				
6- 2	0- 0	0- 0	HOME	0- 0	1- 1	5- 1				
2- 7	0- 0	0- 0	AWAY	0- 0	0- 2	2- 5				
1- 1	0- 0	0- 0	NEUTRAL	0- 0	0- 0	1- 1				

RPI 1-25				RPI 26-50				RPI 51-100				RPI 101+				Team's RPI: 237	
RPI	S	Opponent	Score	RPI	S	Opponent	Score	RPI	S	Opponent	Score	RPI	S	Opponent	Score		
								92	A	Washington	46	80	111	H	Wichita St.	64	73
								98	A	Syracuse	42	81	125	A	Pacific	56	93
												125	H	Pacific	68	73	
												146	A	UC Davis	62	78	
												146	H	UC Davis	67	55	
												152	A	Seattle	49	78	
												155	A	Cal Poly	41	68	
												155	H	Cal Poly	74	67	
												155	N	Cal Poly	51	48	
												162	A	Arizona	42	66	
												167	A	UC Santa Barbara	35	47	
												167	H	UC Santa Barbara	46	34	
												167	N	UC Santa Barbara	54	63	
												170	A	Cal St. Northridge	75	72	
												170	A	Cal St. Northridge	57	52	
												170	H	Cal St. Northridge	50	57	
												181	A	Santa Clara	63	73	
												228	A	UC Irvine	61	86	
												228	H	UC Irvine	63	51	
												229	A	Iona	73	78	
												232	A	Sacramento St.	67	74	
												285	A	Cal St. Fullerton	53	74	
												285	H	Cal St. Fullerton	62	61	
												286	H	Dartmouth	66	52	
												291	H	Western Mich.	76	56	
												296	H	Utah Valley	75	43	
LAST 12 Division I GAMES:																	
				167	N	UC Santa Barbara	54	63		155	A	Cal Poly	41	68			
				155	N	Cal Poly	51	48		146	H	UC Davis	67	55			
				170	A	Cal St. Northridge	57	52		170	A	Cal St. Northridge	75	72			
				285	H	Cal St. Fullerton	62	61		310	A	UC Riverside	71	75			
				125	H	Pacific	68	73		228	A	UC Irvine	61	86			
				167	A	UC Santa Barbara	35	47		285	A	Cal St. Fullerton	53	74			

Non-Div I Games:

Long Beach St.

■ Loss,
■ Non-Conf,
■ S Site,
■ Home
■ A Away
N Neutral

L
o
n
g
B
e
a
c
h
S
t
.

Long Beach St.
RPI S Opponent Score

Through Games Of Sunday, March 11, 2012

RPI	S	Opponent	Score	
310	A	UC Riverside	71	75
310	H	UC Riverside	70	59
311	H	Nevada	61	58
339	A	Columbia	70	61

L
o
n
g
B
e
a
c
h
S
t
.

Long Beach St.

Average RPI Win:	291	WON-LOST	WINNING	LAST 12	STRENGTH OF	OPP. STRENGTH	TEAM	ADJ.	CONF.	ADJ CONF.
Average RPI Loss:	163	RECORD	PCT. RANK	GAMES	SCHEDULE	OF SCHEDULE	RPI	RPI	RPI	RPI
DIV. I ONLY	7- 22	298	5- 7	164	274	278	278	27	27	
DIV. I NON-CONF.	7- 22	282	5- 7	174	314	272	272	25	25	
TOTALS	RPI 1-25	RPI 26-50	W-L RECORDS	RPI 51-100	RPI 101-150	RPI 150+				
7- 22	0- 2	0- 2	OVERALL	0- 3	0- 3	7- 12				
5- 3	0- 0	0- 1	HOME	0- 0	0- 1	5- 1				
2- 17	0- 2	0- 1	AWAY	0- 3	0- 1	2- 10				
0- 2	0- 0	0- 0	NEUTRAL	0- 0	0- 1	0- 1				
7- 22	0- 2	0- 2	NON-CONFERENCE	0- 3	0- 3	7- 12				
5- 3	0- 0	0- 1	HOME	0- 0	0- 1	5- 1				
2- 17	0- 2	0- 1	AWAY	0- 3	0- 1	2- 10				
0- 2	0- 0	0- 0	NEUTRAL	0- 0	0- 1	0- 1				
0- 0	0- 0	0- 0	CONFERENCE	0- 0	0- 0	0- 0				
0- 0	0- 0	0- 0	HOME	0- 0	0- 0	0- 0				
0- 0	0- 0	0- 0	AWAY	0- 0	0- 0	0- 0				
0- 0	0- 0	0- 0	NEUTRAL	0- 0	0- 0	0- 0				

RPI 1-25				RPI 26-50				RPI 51-100				RPI 101+				Team's RPI: 278	
RPI	S	Opponent	Score	RPI	S	Opponent	Score	RPI	S	Opponent	Score	RPI	S	Opponent	Score		
3	A	Notre Dame	26 92	30	A	Georgetown	45 56	74	A	Appalachian St.	54 64	107	A	Cincinnati	54 70		
12	A	Miami (FL)	43 92	47	H	Richmond	59 72	86	A	North Carolina St.	45 74	131	H	Coppin St.	51 73		
								93	A	San Diego St.	37 79	132	N	Central Mich.	59 70		
												154	A	High Point	51 73		
												160	A	Wright St.	44 77		
												169	H	George Mason	58 80		
												174	A	Marshall	48 62		
												187	A	Campbell	33 48		
												213	H	Radford	73 59		
												227	A	William & Mary	43 76		
												265	H	Cornell	68 61		
												273	A	Eastern Ky.	62 80		
												284	A	IPFW	54 73		
												286	H	Dartmouth	86 76		
												294	A	Murray St.	77 86		
												296	A	Utah Valley	59 64		
												302	A	Air Force	59 48		
												322	H	Gardner-Webb	76 65		
												323	N	Southeast Mo. St.	52 56		
												324	A	Savannah St.	41 53		
												326	A	NJIT	69 66		
												326	H	NJIT	72 71		
LAST 12 Division I GAMES:																	
326	A	NJIT	69 66	294	A	Murray St.	77 86										
322	H	Gardner-Webb	76 65	286	H	Dartmouth	86 76										
47	H	Richmond	59 72	284	A	IPFW	54 73										
86	A	North Carolina St.	45 74	326	H	NJIT	72 71										
324	A	Savannah St.	41 53	296	A	Utah Valley	59 64										
273	A	Eastern Ky.	62 80	302	A	Air Force	59 48										

Non-Div I Games:

Longwood

■ Loss,
 ■ Non-Conf, S Site,
 ■ Home
 ■ Away
 N Neutral

Average RPI Win:	235	WON-LOST	WINNING	LAST 12	STRENGTH OF	OPP. STRENGTH	TEAM	ADJ.	CONF.	ADJ CONF.
Average RPI Loss:	139	RECORD	PCT. RANK	GAMES	SCHEDULE	OF SCHEDULE	RPI	RPI	RPI	RPI
DIV. I ONLY	17- 15	153	7- 5	207	179	171	171	25	25	
DIV. I NON-CONF.	7- 8	178	0- 0	176	82	182	182	23	23	
TOTALS	RPI 1-25	RPI 26-50	W-L RECORDS	RPI 51-100	RPI 101-150	RPI 150+				
17- 15	0- 1	0- 0	OVERALL	1- 6	3- 2	13- 6				
7- 6	0- 1	0- 0	HOME	1- 3	1- 1	5- 1				
6- 5	0- 0	0- 0	AWAY	0- 1	1- 1	5- 3				
4- 4	0- 0	0- 0	NEUTRAL	0- 2	1- 0	3- 2				
7- 8	0- 1	0- 0	NON-CONFERENCE	1- 3	1- 1	5- 3				
3- 3	0- 1	0- 0	HOME	1- 2	1- 0	1- 0				
2- 2	0- 0	0- 0	AWAY	0- 0	0- 1	2- 1				
2- 3	0- 0	0- 0	NEUTRAL	0- 1	0- 0	2- 2				
10- 7	0- 0	0- 0	CONFERENCE	0- 3	2- 1	8- 3				
4- 3	0- 0	0- 0	HOME	0- 1	0- 1	4- 1				
4- 3	0- 0	0- 0	AWAY	0- 1	1- 0	3- 2				
2- 1	0- 0	0- 0	NEUTRAL	0- 1	1- 0	1- 0				

RPI	S	Opponent	Score	RPI	S	Opponent	Score	RPI	S	Opponent	Score	RPI	S	Opponent	Score	Team's RPI: 171
18	H	LSU	55 66					56	H	Missouri St.	65 78	116	A	Oral Roberts	71 92	
								64	A	Fresno St.	62 65	135	H	Mississippi St.	63 62	
								64	H	Fresno St.	59 61	148	A	Utah St.	82 76	
								64	N	Fresno St.	61 89	148	H	Utah St.	62 79	
								72	H	Tulane	52 61	148	N	Utah St.	73 69	
								80	N	Memphis	67 86	175	N	Alabama	59 67	
								94	H	UALR	64 48	178	N	Seton Hall	69 72	
												180	N	Old Dominion	84 71	
												214	H	Tennessee Tech	82 64	
												225	N	Prairie View	89 83	
												230	A	Arkansas St.	69 59	
												233	A	Western Ky.	54 69	
												250	A	Hawaii	46 61	
												250	H	Hawaii	49 61	
												250	N	Hawaii	63 54	
												260	A	Idaho	61 57	
												260	H	Idaho	66 54	
												289	A	San Jose St.	70 64	
												289	H	San Jose St.	73 68	
												311	A	Nevada	72 76	
												311	H	Nevada	77 63	
												316	A	Houston	79 53	
												320	A	New Mexico St.	69 42	
												320	H	New Mexico St.	64 50	
LAST 12 Division I GAMES:																

Non-Div I Games:

Louisiana Tech

■ Loss,
■ Non-Conf,
■ S Site,
■ H Home
■ A Away
N Neutral

Louisville

Through Games Of Sunday, March 11, 2012

Louisville				Through Games Of Sunday, March 11, 1912						
Average RPI Win:	142	WON-LOST	WINNING	LAST 12	STRENGTH OF	OPP. STRENGTH	TEAM	ADJ.	CONF.	ADJ CONF.
Average RPI Loss:	13	RECORD	PCT. RANK	GAMES	SCHEDULE	OF SCHEDULE	RPI	RPI	RPI	RPI
DIV. I ONLY	22- 9	58	7- 5	47	15	23	23	3	3	
DIV. I NON-CONF.	11- 2	24	0- 0	132	91	29	29	2	2	

TOTALS	RPI 1-25	RPI 26-50		W-L RECORDS		RPI 51-100	RPI 101-150	RPI 150+		
22- 9	1- 8	3- 1		OVERALL		3- 0	7- 0	8- 0		
11- 2	1- 2	1- 0		HOME		2- 0	3- 0	4- 0		
10- 6	0- 5	1- 1		AWAY		1- 0	4- 0	4- 0		
1- 1	0- 1	1- 0		NEUTRAL		0- 0	0- 0	0- 0		
11- 2	0- 2	0- 0		NON-CONFERENCE		1- 0	4- 0	6- 0		
5- 0	0- 0	0- 0		HOME		0- 0	1- 0	4- 0		
6- 2	0- 2	0- 0		AWAY		1- 0	3- 0	2- 0		
0- 0	0- 0	0- 0		NEUTRAL		0- 0	0- 0	0- 0		
11- 7	1- 6	3- 1		CONFERENCE		2- 0	3- 0	2- 0		
6- 2	1- 2	1- 0		HOME		2- 0	2- 0	0- 0		
4- 4	0- 3	1- 1		AWAY		0- 0	1- 0	2- 0		
1- 1	0- 1	1- 0		NEUTRAL		0- 0	0- 0	0- 0		

RPI	S	Opponent	Score	RPI	S	Opponent	Score	RPI	S	Opponent	Score	RPI	S	Opponent	Score
3	H	Notre Dame	52 68	30	A	Georgetown	64 61	56	A	Missouri St.	73 64	101	A	Florida St.	85 76
4	H	Connecticut	46 56	39	A	West Virginia	50 66	91	H	South Fla.	63 57	105	H	UT Martin	70 57
8	A	Texas A&M	58 76	40	H	Villanova	62 58	98	H	Syracuse	89 62	106	A	Washington St.	75 71
9	A	Kentucky	54 74	40	N	Villanova	63 47					107	A	Cincinnati	64 59
11	A	St. John's (NY)	64 72									126	H	Marquette	70 53
11	N	St. John's (NY)	61 68									127	H	Providence	64 48
13	A	Rutgers	68 71									144	A	Florida A&M	86 66
20	A	DePaul	61 86									178	A	Seton Hall	63 53
20	H	DePaul	75 62									183	A	Portland	71 42
												199	A	Pittsburgh	71 66
												203	H	Xavier	62 44
												273	A	Eastern Ky.	77 53
												290	H	Austin Peay	78 60
												294	H	Murray St.	105 62
												322	H	Gardner-Webb	92 27
LAST 12 Division I GAMES:															
		11 N St. John's (NY)	61 68			98 H Syracuse	89 62								
		40 N Villanova	63 47			4 H Connecticut	46 56								
		178 A Seton Hall	63 53			39 A West Virginia	50 66								
		20 H DePaul	75 62			20 A DePaul	61 86								
		3 H Notre Dame	52 68			40 H Villanova	62 58								
		199 A Pittsburgh	71 66			30 A Georgetown	64 61								

Non-Div I Games:

Louisville

■ Loss,
 ■ Non-Conf,
 ■ S Site,
 ■ H Home
 ■ A Away
 N Neutral

Loyola Chicago

Through Games Of Sunday, March 11, 2012

Average RPI Win:	246	WON-LOST	WINNING	LAST 12	STRENGTH OF	OPP. STRENGTH	TEAM	ADJ.	CONF.	ADJ CONF.
Average RPI Loss:	138	RECORD	PCT. RANK	GAMES	SCHEDULE	OF SCHEDULE	RPI	RPI	RPI	RPI
DIV. I ONLY	12- 17	220	4- 8	213	159	218	218	13	13	
DIV. I NON-CONF.	4- 6	212	0- 0	278	99	246	246	18	18	
TOTALS	RPI 1-25	RPI 26-50	W-L RECORDS	RPI 51-100	RPI 101-150	RPI 150+				
12- 17	0- 3	0- 1	OVERALL	0- 2	0- 3	12- 8				
4- 9	0- 1	0- 1	HOME	0- 1	0- 2	4- 4				
7- 7	0- 2	0- 0	AWAY	0- 1	0- 1	7- 3				
1- 1	0- 0	0- 0	NEUTRAL	0- 0	0- 0	1- 1				
4- 6	0- 1	0- 1	NON-CONFERENCE	0- 0	0- 3	4- 1				
1- 3	0- 0	0- 1	HOME	0- 0	0- 2	1- 0				
2- 2	0- 1	0- 0	AWAY	0- 0	0- 1	2- 0				
1- 1	0- 0	0- 0	NEUTRAL	0- 0	0- 0	1- 1				
8- 11	0- 2	0- 0	CONFERENCE	0- 2	0- 0	8- 7				
3- 6	0- 1	0- 0	HOME	0- 1	0- 0	3- 4				
5- 5	0- 1	0- 0	AWAY	0- 1	0- 0	5- 3				
0- 0	0- 0	0- 0	NEUTRAL	0- 0	0- 0	0- 0				

RPI 1-25				RPI 26-50				RPI 51-100				RPI 101+ Team's RPI: 218			
RPI	S	Opponent	Score	RPI	S	Opponent	Score	RPI	S	Opponent	Score	RPI	S	Opponent	Score
20	A	DePaul	65 70	49	H	Eastern Mich.	55 63	97	A	Detroit	59 83	118	H	Northwestern	67 72
22	A	Green Bay	49 76					97	H	Detroit	66 76	137	A	Drake	50 65
22	H	Green Bay	56 85									141	H	La Salle	45 48
												156	A	Ill.-Chicago	70 66
												156	H	Ill.-Chicago	56 57
												160	A	Wright St.	74 66
												160	A	Wright St.	67 91
												160	H	Wright St.	62 64
												201	H	Northern Ill.	73 42
												210	A	Butler	46 72
												210	H	Butler	57 60
												221	N	Akron	86 97
												252	A	Milwaukee	81 73
												252	H	Milwaukee	69 62
												257	A	Valparaiso	46 69
												257	H	Valparaiso	86 56
												259	A	Youngstown St.	82 77
												259	H	Youngstown St.	78 73
												269	A	Cleveland St.	85 67
												269	H	Cleveland St.	65 67
												276	A	Southern Ill.	66 44
												282	N	San Francisco	65 63
												334	A	Chicago St.	77 34
LAST 12 Division I GAMES:															
160	A	Wright St.	67 91	259	H	Youngstown St.	78 73								
252	H	Milwaukee	69 62	269	H	Cleveland St.	65 67								
22	H	Green Bay	56 85	160	A	Wright St.	74 66								
156	A	Ill.-Chicago	70 66	97	A	Detroit	59 83								
257	A	Valparaiso	46 69	156	H	Ill.-Chicago	56 57								
210	A	Butler	46 72	210	H	Butler	57 60								

Non-Div I Games: Neb. Omaha 69 57

Loyola Chicago

Loss, Non-Conf, S Site, H Home A Away N Neutral

Loyola Maryland

Through Games Of Sunday, March 11, 2012

Average RPI Win:	217	WON-LOST	WINNING	LAST 12	STRENGTH OF	OPP. STRENGTH	TEAM	ADJ.	CONF.	ADJ CONF.
Average RPI Loss:	168	RECORD	PCT. RANK	GAMES	SCHEDULE	OF SCHEDULE	RPI	RPI	RPI	RPI
DIV. I ONLY	13- 17	207	7- 5	156	228	193	193	22	22	
DIV. I NON-CONF.	4- 7	229	0- 0	60	191	160	160	21	21	
TOTALS	RPI 1-25	RPI 26-50	W-L RECORDS	RPI 51-100	RPI 101-150	RPI 150+				
13- 17	0- 1	0- 2	OVERALL	2- 1	0- 3	11- 10				
8- 5	0- 0	0- 1	HOME	2- 0	0- 1	6- 3				
5- 11	0- 1	0- 1	AWAY	0- 1	0- 2	5- 6				
0- 1	0- 0	0- 0	NEUTRAL	0- 0	0- 0	0- 1				
4- 7	0- 1	0- 0	NON-CONFERENCE	1- 0	0- 3	3- 3				
3- 1	0- 0	0- 0	HOME	1- 0	0- 1	2- 0				
1- 6	0- 1	0- 0	AWAY	0- 0	0- 2	1- 3				
0- 0	0- 0	0- 0	NEUTRAL	0- 0	0- 0	0- 0				
9- 10	0- 0	0- 2	CONFERENCE	1- 1	0- 0	8- 7				
5- 4	0- 0	0- 1	HOME	1- 0	0- 0	4- 3				
4- 5	0- 0	0- 1	AWAY	0- 1	0- 0	4- 3				
0- 1	0- 0	0- 0	NEUTRAL	0- 0	0- 0	0- 1				

RPI 1-25				RPI 26-50				RPI 51-100				RPI 101+ Team's RPI: 193			
RPI	S	Opponent	Score	RPI	S	Opponent	Score	RPI	S	Opponent	Score	RPI	S	Opponent	Score
6	A	Maryland	46 84	43	A	Marist	62 70	53	H	Howard	62 56	108	A	Towson	54 56
				43	H	Marist	60 67	95	A	Fairfield	42 44	123	H	UMBC	56 60
								95	H	Fairfield	55 48	143	A	American	48 63
												184	H	Navy	42 38
												191	A	Lehigh	60 70
												194	A	Manhattan	59 45
												194	H	Manhattan	46 61
												197	A	Mt. St. Mary's	54 59
												199	A	Pittsburgh	59 65
												217	A	Niagara	68 48
												217	H	Niagara	54 57
												217	N	Niagara	63 77
												229	A	Iona	65 72
												229	H	Iona	66 60
												242	A	Siena	67 54
												242	H	Siena	55 45
												243	A	George Washington	70 62
												246	A	Canisius	55 65
												246	H	Canisius	70 62
												268	H	Army	68 64
												288	A	Rider	61 67
												288	H	Rider	71 57
												317	A	Saint Peter's	61 54
												317	H	Saint Peter's	51 68
LAST 12 Division I GAMES:															
217	N	Niagara	63 77	229	H	Iona	66 60								
43	H	Marist	60 67	288	H	Rider	71 57								
95	A	Fairfield	42 44	246	H	Canisius	70 62								
229	A	Iona	65 72	217	A	Niagara	68 48								
317	A	Saint Peter's	61 54	246	A	Canisius	55 65								
95	H	Fairfield	55 48	194	A	Manhattan	59 45								

Non-Div I Games:

Loyola Maryland

Loss, Non-Conf, S Site, H Home A Away N Neutral

Average RPI Win:	227	WON-LOST	WINNING	LAST 12	STRENGTH OF	OPP. STRENGTH	TEAM	ADJ.	CONF.	ADJ CONF.
Average RPI Loss:	125	RECORD	PCT. RANK	GAMES	SCHEDULE	OF SCHEDULE	RPI	RPI	RPI	RPI
DIV. I ONLY	8- 22	287	4- 8	148	110	267	267	8	8	
DIV. I NON-CONF.	4- 8	239	0- 0	186	266	270	270	9	9	
TOTALS	RPI 1-25	RPI 26-50	W-L RECORDS	RPI 51-100	RPI 101-150	RPI 150+				
8- 22	0- 2	0- 3	OVERALL	0- 5	0- 4	8- 8				
4- 12	0- 1	0- 2	HOME	0- 3	0- 1	4- 5				
3- 9	0- 1	0- 1	AWAY	0- 2	0- 2	3- 3				
1- 1	0- 0	0- 0	NEUTRAL	0- 0	0- 1	1- 0				
4- 8	0- 0	0- 1	NON-CONFERENCE	0- 1	0- 1	4- 5				
3- 5	0- 0	0- 1	HOME	0- 1	0- 0	3- 3				
1- 3	0- 0	0- 0	AWAY	0- 0	0- 1	1- 2				
0- 0	0- 0	0- 0	NEUTRAL	0- 0	0- 0	0- 0				
4- 14	0- 2	0- 2	CONFERENCE	0- 4	0- 3	4- 3				
1- 7	0- 1	0- 1	HOME	0- 2	0- 1	1- 2				
2- 6	0- 1	0- 1	AWAY	0- 2	0- 1	2- 1				
1- 1	0- 0	0- 0	NEUTRAL	0- 0	0- 1	1- 0				

RPI	S	Opponent	Score	RPI	S	Opponent	Score	RPI	S	Opponent	Score	RPI	S	Opponent	Score	Team's RPI: 267
21	A	Gonzaga	61 79	36	A	BYU	47 80	51	A	St. Mary's (CA)	56 61	128	A	Denver	55 71	
21	H	Gonzaga	54 80	36	H	BYU	48 72	51	H	St. Mary's (CA)	72 82	138	A	Pepperdine	61 65	
				44	H	UTEP	48 68	71	H	UCLA	43 84	138	H	Pepperdine	59 68	
								76	A	San Diego	58 80	138	N	Pepperdine	45 56	
								76	H	San Diego	54 78	155	H	Cal Poly	73 72	
												167	A	UC Santa Barbara	49 66	
												170	H	Cal St. Northridge	62 79	
												181	A	Santa Clara	57 61	
												181	H	Santa Clara	64 54	
												183	A	Portland	68 60	
												183	H	Portland	63 80	
												192	H	Portland St.	55 70	
												226	H	Wyoming	57 54	
												232	H	Sacramento St.	86 73	
												259	H	Youngstown St.	50 64	
												277	A	New Mexico	57 54	
												282	A	San Francisco	62 49	
												282	H	San Francisco	59 61	
												282	N	San Francisco	66 60	
												285	A	Cal St. Fullerton	52 79	
LAST 12 Division I GAMES:																
138	N	Pepperdine	45 56	181	A	Santa Clara	57 61									
282	N	San Francisco	66 60	138	H	Pepperdine	59 68									
138	A	Pepperdine	61 65	282	A	San Francisco	62 49									
51	A	St. Mary's (CA)	56 61	183	A	Portland	68 60									
76	H	San Diego	54 78	21	A	Gonzaga	61 79									
183	H	Portland	63 80	181	H	Santa Clara	64 54									

Non-Div I Games:

Loyola Marymount

■ Loss,
 ■ Non-Conf,
 ■ S Site,
 ■ H Home
 ■ A Away
 N Neutral

Maine

Through Games Of Sunday, March 11, 2012

Average RPI Win:	305	WON-LOST	WINNING	LAST 12	STRENGTH OF	OPP. STRENGTH	TEAM	ADJ.	CONF.	ADJ CONF.
Average RPI Loss:	158	RECORD	PCT. RANK	GAMES	SCHEDULE	OF SCHEDULE	RPI	RPI	RPI	RPI
DIV. I ONLY	7- 23	301	4- 8	267	243	314	314	16	16	
DIV. I NON-CONF.	2- 10	305	0- 0	299	304	330	330	14	14	
TOTALS	RPI 1-25	RPI 26-50	W-L RECORDS	RPI 51-100	RPI 101-150	RPI 150+				
7- 23	0- 0	0- 1	OVERALL	0- 6	0- 4	7- 12				
4- 9	0- 0	0- 1	HOME	0- 2	0- 2	4- 4				
2- 10	0- 0	0- 0	AWAY	0- 2	0- 2	2- 6				
1- 4	0- 0	0- 0	NEUTRAL	0- 2	0- 0	1- 2				
2- 10	0- 0	0- 1	NON-CONFERENCE	0- 1	0- 0	2- 8				
1- 4	0- 0	0- 1	HOME	0- 0	0- 0	1- 3				
1- 3	0- 0	0- 0	AWAY	0- 0	0- 0	1- 3				
0- 3	0- 0	0- 0	NEUTRAL	0- 1	0- 0	0- 2				
5- 13	0- 0	0- 0	CONFERENCE	0- 5	0- 4	5- 4				
3- 5	0- 0	0- 0	HOME	0- 2	0- 2	3- 1				
1- 7	0- 0	0- 0	AWAY	0- 2	0- 2	1- 3				
1- 1	0- 0	0- 0	NEUTRAL	0- 1	0- 0	1- 0				

RPI 1-25			RPI 26-50			RPI 51-100			RPI 101+			Team's RPI: 314			
RPI	S	Opponent	Score	RPI	S	Opponent	Score	RPI	S	Opponent	Score	RPI	S	Opponent	Score
				35	H	James Madison	47 64	75	A	Boston U.	34 75	103	A	Hartford	52 64
								75	H	Boston U.	50 73	103	H	Hartford	40 59
								75	N	Boston U.	43 52	123	A	UMBC	44 66
								79	A	Albany (NY)	55 68	123	H	UMBC	55 75
								79	H	Albany (NY)	48 60	184	A	Navy	56 73
								81	N	Duquesne	38 76	188	A	New Hampshire	53 65
												188	H	New Hampshire	50 66
												207	N	Charleston So.	63 78
												216	A	Central Conn. St.	48 53
												220	A	Binghamton	54 72
												220	H	Binghamton	48 47
												223	H	Brown	59 61
												242	H	Siena	51 78
												243	N	George Washington	46 54
												244	H	Bryant	53 65
												255	A	Massachusetts	54 63
												275	A	Vermont	54 71
												275	H	Vermont	70 60
												315	A	Rhode Island	62 58
												328	A	Stony Brook	57 44
												328	H	Stony Brook	45 40
												328	N	Stony Brook	49 43
												338	H	Troy	66 53
LAST 12 Division I GAMES:															
				75	N	Boston U.	43 52	79	A	Albany (NY)	55 68				
				328	N	Stony Brook	49 43	75	H	Boston U.	50 73				
				328	H	Stony Brook	45 40	123	A	UMBC	44 66				
				188	A	New Hampshire	53 65	220	H	Binghamton	48 47				
				275	A	Vermont	54 71	188	H	New Hampshire	50 66				
				103	H	Hartford	40 59	328	A	Stony Brook	57 44				

Non-Div I Games: Maine Maritime 73 37

Maine

■ Loss,
 ■ Non-Conf, S Site,
 ■ Home
 ■ Away
 N Neutral

Average RPI Win: 237	WON-LOST	WINNING	LAST 12	STRENGTH OF	OPP. STRENGTH	TEAM	ADJ.	CONF.	ADJ CONF.
Average RPI Loss: 181	RECORD	PCT. RANK	GAMES	SCHEDULE	OF SCHEDULE	RPI	RPI	RPI	RPI
DIV. I ONLY	16- 15	160	7- 5	257	284	194	194	22	22
DIV. I NON-CONF.	6- 6	160	0- 0	219	331	187	187	21	21
TOTALS	RPI 1-25	RPI 26-50	W-L RECORDS	RPI 51-100	RPI 101-150	RPI 150+			
16- 15	0- 0	1- 1	OVERALL	1- 3	1- 1	13- 10			
10- 4	0- 0	1- 0	HOME	1- 1	1- 0	7- 3			
5- 10	0- 0	0- 1	AWAY	0- 2	0- 1	5- 6			
1- 1	0- 0	0- 0	NEUTRAL	0- 0	0- 0	1- 1			
6- 6	0- 0	0- 0	NON-CONFERENCE	1- 1	1- 1	4- 4			
4- 1	0- 0	0- 0	HOME	1- 0	1- 0	2- 1			
1- 5	0- 0	0- 0	AWAY	0- 1	0- 1	1- 3			
1- 0	0- 0	0- 0	NEUTRAL	0- 0	0- 0	1- 0			
10- 9	0- 0	1- 1	CONFERENCE	0- 2	0- 0	9- 6			
6- 3	0- 0	1- 0	HOME	0- 1	0- 0	5- 2			
4- 5	0- 0	0- 1	AWAY	0- 1	0- 0	4- 3			
0- 1	0- 0	0- 0	NEUTRAL	0- 0	0- 0	0- 1			

RPI S	Opponent	Score	RPI S	Opponent	Score	RPI S	Opponent	Score	RPI S	Opponent	Score	Team's RPI: 194
43	A Marist	41 61	43	H Marist	48 44	60	H Sacred Heart	62 50	103	A Hartford	45 64	
						82	A McNeese St.	52 69	130	H Monmouth	71 59	
						95	A Fairfield	49 58	188	A New Hampshire	42 57	
						95	H Fairfield	59 63	193	A Loyola Maryland	61 46	
									193	H Loyola Maryland	45 59	
									200	H Fordham	49 59	
									217	A Niagara	44 56	
									217	H Niagara	55 61	
									229	A Iona	60 65	
									229	H Iona	59 54	
									242	A Siena	56 61	
									242	H Siena	56 53	
									242 N	Siena	33 34	
									246	A Canisius	50 40	
									246	H Canisius	73 51	
									265	H Cornell	73 49	
									268	A Army	43 58	
									272 N	East Tenn. St.	86 53	
									288	A Rider	57 36	
									288	H Rider	59 45	
									300	A Lafayette	43 48	
									317	A Saint Peter's	62 36	
									317	H Saint Peter's	72 59	
									326	A NJIT	75 66	
									327	H St. Francis (NY)	50 37	
LAST 12 Division I GAMES:												
242 N	Siena	33 34	288	A Rider	57 36							
217	A Niagara	44 56	217	H Niagara	55 61							
246	A Canisius	50 40	43	H Marist	48 44							
317	H Saint Peter's	72 59	242	H Siena	56 53							
242	A Siena	56 61	317	A Saint Peter's	62 36							
229	H Iona	59 54	95	A Fairfield	49 58							

Non-Div I Games:

Manhattan

■ Loss,
 ■ Non-Conf,
 ■ S Site,
 ■ Home
 ■ A Away
 N Neutral

Average RPI Win: 201		WON-LOST	WINNING	LAST 12	STRENGTH OF	OPP. STRENGTH	TEAM	ADJ.	CONF.	ADJ CONF.
Average RPI Loss: 62		RECORD	PCT. RANK	GAMES	SCHEDULE	OF SCHEDULE	RPI	RPI	RPI	RPI
DIV. I ONLY		25- 7	26	11- 1	90	158	43	43	22	22
DIV. I NON-CONF.		5- 6	191	0- 0	7	15	64	64	21	21
TOTALS	RPI 1-25		RPI 26-50		W-L RECORDS		RPI 51-100		RPI 101-150	RPI 150+
25- 7	0- 3		0- 1		OVERALL		4- 2		4- 0	17- 1
11- 2	0- 1		0- 1		HOME		1- 0		2- 0	8- 0
8- 5	0- 2		0- 0		AWAY		1- 2		0- 0	7- 1
6- 0	0- 0		0- 0		NEUTRAL		2- 0		2- 0	2- 0
5- 6	0- 3		0- 1		NON-CONFERENCE		1- 2		4- 0	0- 0
2- 2	0- 1		0- 1		HOME		0- 0		2- 0	0- 0
0- 4	0- 2		0- 0		AWAY		0- 2		0- 0	0- 0
3- 0	0- 0		0- 0		NEUTRAL		1- 0		2- 0	0- 0
20- 1	0- 0		0- 0		CONFERENCE		3- 0		0- 0	17- 1
9- 0	0- 0		0- 0		HOME		1- 0		0- 0	8- 0
8- 1	0- 0		0- 0		AWAY		1- 0		0- 0	7- 1
3- 0	0- 0		0- 0		NEUTRAL		1- 0		0- 0	2- 0

RPI 1-25					
RPI	S	Opponent	Score		
16	A	St. Bonaventure	56	67	
17	H	Kansas St.	56	57	
24	A	Princeton	51	68	

				Team's RPI: 43	
RPI 26-50					
RPI	S	Opponent	Score		
40	H	Villanova	53	60	

RPI 51-100					
RPI	S	Opponent	Score		
55	N	South Dakota St.	57	49	
68	A	Hofstra	69	71	
75	A	Boston U.	36	49	
95	A	Fairfield	59	47	
95	H	Fairfield	60	54	
95	N	Fairfield	61	35	

RPI 101+					
RPI	S	Opponent	Score		
103	H	Hartford	57	51	
117	N	Auburn	69	61	
137	N	Drake	50	47	
147	H	Yale	78	64	
193	A	Loyola Maryland	67	60	
193	H	Loyola Maryland	70	62	
194	A	Manhattan	44	48	
194	H	Manhattan	61	41	
217	A	Niagara	79	77	
217	H	Niagara	63	44	
217	N	Niagara	68	54	
229	A	Iona	73	61	
229	H	Iona	79	65	
242	A	Siena	56	45	
242	H	Siena	75	51	
246	A	Canisius	81	52	
246	H	Canisius	69	57	
288	A	Rider	82	56	
288	H	Rider	76	54	
317	A	Saint Peter's	56	54	
317	H	Saint Peter's	87	49	
317	N	Saint Peter's	74	49	

LAST 12 Division I GAMES:					
95	N	Fairfield	61	35	
217	N	Niagara	68	54	
317	N	Saint Peter's	74	49	
193	A	Loyola Maryland	67	60	
229	H	Iona	79	65	
217	A	Niagara	79	77	
246	A	Canisius	81	52	
242	H	Siena	75	51	
95	H	Fairfield	60	54	
317	H	Saint Peter's	87	49	
194	A	Manhattan	44	48	
242	A	Siena	56	45	

Non-Div I Games:

Marist

■ Loss, ■ Non-Conf, S Site, H Home A Away N Neutral

Average RPI Win:	158	WON-LOST	WINNING	LAST 12	STRENGTH OF	OPP. STRENGTH	TEAM	ADJ.	CONF.	ADJ CONF.
Average RPI Loss:	51	RECORD	PCT. RANK	GAMES	SCHEDULE	OF SCHEDULE	RPI	RPI	RPI	RPI
DIV. I ONLY	13- 17	207	2- 10	40	24	126	126	3	3	
DIV. I NON-CONF.	8- 4	88	0- 0	84	84	93	93	2	2	
TOTALS	RPI 1-25	RPI 26-50	W-L RECORDS	RPI 51-100	RPI 101-150	RPI 150+				
13- 17	1- 8	1- 3	OVERALL	2- 2	1- 4	8- 0				
9- 6	0- 2	1- 1	HOME	1- 1	0- 2	7- 0				
2- 8	1- 5	0- 1	AWAY	1- 1	0- 1	0- 0				
2- 3	0- 1	0- 1	NEUTRAL	0- 0	1- 1	1- 0				
8- 4	0- 2	0- 1	NON-CONFERENCE	2- 0	0- 1	6- 0				
6- 1	0- 1	0- 0	HOME	1- 0	0- 0	5- 0				
1- 1	0- 1	0- 0	AWAY	1- 0	0- 0	0- 0				
1- 2	0- 0	0- 1	NEUTRAL	0- 0	0- 1	1- 0				
5- 13	1- 6	1- 2	CONFERENCE	0- 2	1- 3	2- 0				
3- 5	0- 1	1- 1	HOME	0- 1	0- 2	2- 0				
1- 7	1- 4	0- 1	AWAY	0- 1	0- 1	0- 0				
1- 1	0- 1	0- 0	NEUTRAL	0- 0	1- 0	0- 0				

RPI	S	Opponent	Score	RPI	S	Opponent	Score	RPI	S	Opponent	Score	RPI	S	Opponent	Score	Team's RPI: 126
3	A	Notre Dame	42 95	30	H	Georgetown	39 67	55	H	South Dakota St.	59 51	106	N	Washington St.	52 65	
4	H	Connecticut	45 85	39	A	West Virginia	32 53	78	A	Toledo	69 60	107	A	Cincinnati	46 60	
11	A	St. John's (NY)	63 55	40	H	Villanova	51 50	91	H	South Fla.	48 61	107	H	Cincinnati	52 64	
13	A	Rutgers	58 69	45	N	Michigan	51 71	98	A	Syracuse	63 79	107	N	Cincinnati	54 51	
13	N	Rutgers	43 52									127	H	Providence	50 52	
14	H	Georgia Tech	63 74									153	H	Mississippi Val.	69 61	
20	A	DePaul	59 71									164	H	Wisconsin	54 52	
22	A	Green Bay	50 66									178	H	Seton Hall	69 60	
23	A	Louisville	53 70									199	H	Pittsburgh	72 48	
LAST 12 Division I GAMES:																
		13 N Rutgers	43 52			91 H South Fla.	48 61									
		107 N Cincinnati	54 51			20 A DePaul	59 71									
		13 A Rutgers	58 69			199 H Pittsburgh	72 48									
		4 H Connecticut	45 85			107 H Cincinnati	52 64									
		107 A Cincinnati	46 60			39 A West Virginia	32 53									
		98 A Syracuse	63 79			127 H Providence	50 52									

Non-Div I Games: New Orleans 96 35

Marquette

■ Loss,
■ Non-Conf,
■ S Site,
■ H Home
■ A Away
N Neutral

Average RPI Win:	224	WON-LOST	WINNING	LAST 12	STRENGTH OF	OPP. STRENGTH	TEAM	ADJ.	CONF.	ADJ CONF.
Average RPI Loss:	150	RECORD	PCT. RANK	GAMES	SCHEDULE	OF SCHEDULE	RPI	RPI	RPI	RPI
DIV. I ONLY	15- 14	158	4- 8	252	132	174	174	11	11	
DIV. I NON-CONF.	8- 4	88	0- 0	311	260	165	165	12	12	
TOTALS	RPI 1-25	RPI 26-50	W-L RECORDS	RPI 51-100	RPI 101-150	RPI 150+				
15- 14	0- 0	0- 2	OVERALL	2- 3	1- 1	12- 8				
7- 5	0- 0	0- 0	HOME	1- 1	1- 1	5- 3				
7- 7	0- 0	0- 1	AWAY	1- 2	0- 0	6- 4				
1- 2	0- 0	0- 1	NEUTRAL	0- 0	0- 0	1- 1				
8- 4	0- 0	0- 1	NON-CONFERENCE	0- 0	1- 1	7- 2				
3- 1	0- 0	0- 0	HOME	0- 0	1- 1	2- 0				
4- 2	0- 0	0- 0	AWAY	0- 0	0- 0	4- 2				
1- 1	0- 0	0- 1	NEUTRAL	0- 0	0- 0	1- 0				
7- 10	0- 0	0- 1	CONFERENCE	2- 3	0- 0	5- 6				
4- 4	0- 0	0- 0	HOME	1- 1	0- 0	3- 3				
3- 5	0- 0	0- 1	AWAY	1- 2	0- 0	2- 2				
0- 1	0- 0	0- 0	NEUTRAL	0- 0	0- 0	0- 1				

RPI S	Opponent	Score	RPI S	Opponent	Score	RPI S	Opponent	Score	RPI S	Opponent	Score	Team's RPI: 174
39 N	West Virginia	57 69	72 A	Tulane	52 68	102 H	Miami (OH)	49 56				
44 A	UTEP	56 64	80 A	Memphis	58 71	107 H	Cincinnati	55 47				
			80 H	Memphis	65 54	166 H	Tulsa	63 45				
			99 A	UAB	40 37	177 H	Rice	65 57				
			99 H	UAB	45 50	179 H	SMU	53 55				
						179 N	SMU	52 53				
						195 A	Southern Miss.	55 63				
						195 H	Southern Miss.	55 44				
						202 A	Furman	54 62				
						212 A	UCF	69 60				
						212 H	UCF	44 55				
						214 A	Tennessee Tech	73 68				
						222 A	East Carolina	57 61				
						222 H	East Carolina	62 63				
						258 A	Ohio	56 68				
						271 A	Ball St.	60 58				
						278 H	Longwood	62 48				
						297 A	Morehead St.	83 66				
						299 H	Kent St.	93 55				
						312 A	Evansville	60 48				
						316 A	Houston	65 41				
						334 N	Chicago St.	72 48				
LAST 12 Division I GAMES:												
179 N	SMU	52 53	222 A	East Carolina	57 61							
212 A	UCF	69 60	44 A	UTEP	56 64							
222 H	East Carolina	62 63	99 H	UAB	45 50							
195 A	Southern Miss.	55 63	177 H	Rice	65 57							
99 A	UAB	40 37	72 A	Tulane	52 68							
80 H	Memphis	65 54	80 A	Memphis	58 71							

Non-Div I Games: Neb. Omaha 54 48

Marshall

■ Loss,
 ■ Non-Conf,
 ■ S Site,
 ■ Home
 ■ A Away
 N Neutral

Maryland

Through Games Of Sunday, March 11, 2012

Average RPI Win:	111	WON-LOST	WINNING	LAST 12	STRENGTH OF	OPP. STRENGTH	TEAM	ADJ.	CONF.	ADJ CONF.
Average RPI Loss:	65	RECORD	PCT. RANK	GAMES	SCHEDULE	OF SCHEDULE	RPI	RPI	RPI	RPI
DIV. I ONLY	28- 4	10	10- 2	9	64	6	6	6	6	6
DIV. I NON-CONF.	13- 0	1	0- 0	52	117	9	9	6	6	6
TOTALS	RPI 1-25	RPI 26-50	W-L RECORDS	RPI 51-100	RPI 101-150	RPI 150+				
28- 4	5- 3	5- 0	OVERALL	6- 0	5- 0	7- 1				
14- 2	3- 1	3- 0	HOME	3- 0	1- 0	4- 1				
10- 2	1- 2	1- 0	AWAY	2- 0	4- 0	2- 0				
4- 0	1- 0	1- 0	NEUTRAL	1- 0	0- 0	1- 0				
13- 0	1- 0	2- 0	NON-CONFERENCE	1- 0	4- 0	5- 0				
8- 0	1- 0	2- 0	HOME	1- 0	1- 0	3- 0				
4- 0	0- 0	0- 0	AWAY	0- 0	3- 0	1- 0				
1- 0	0- 0	0- 0	NEUTRAL	0- 0	0- 0	1- 0				
15- 4	4- 3	3- 0	CONFERENCE	5- 0	1- 0	2- 1				
6- 2	2- 1	1- 0	HOME	2- 0	0- 0	1- 1				
6- 2	1- 2	1- 0	AWAY	2- 0	1- 0	1- 0				
3- 0	1- 0	1- 0	NEUTRAL	1- 0	0- 0	0- 0				

RPI	S	Opponent	Score	RPI	S	Opponent	Score	RPI	S	Opponent	Score	RPI	S	Opponent	Score
7	H	Delaware	85 76	30	H	Georgetown	72 53	58	H	Saint Joseph's	94 71	101	A	Florida St.	91 70
10	A	Duke	72 80	45	H	Michigan	74 65	86	A	North Carolina St.	65 50	108	H	Towson	82 46
10	H	Duke	63 61	50	A	Virginia	73 56	88	H	Wake Forest	86 58	123	A	UMBC	70 59
12	A	Miami (FL)	63 75	50	H	Virginia	68 61	88	N	Wake Forest	73 58	133	A	FIU	84 52
12	H	Miami (FL)	74 76	50	N	Virginia	70 58	89	A	North Carolina	78 72	143	A	American	76 42
14	A	Georgia Tech	64 56					89	H	North Carolina	84 64	169	A	George Mason	78 50
14	H	Georgia Tech	77 74									193	H	Loyola Maryland	84 46
14	N	Georgia Tech	68 65									204	H	Boston College	86 44
												224	H	Virginia Tech	69 75
												247	A	Clemson	91 61
												279	N	CSU Bakersfield	114 83
												300	H	Lafayette	84 36
												318	H	Delaware St.	108 33
LAST 12 Division I GAMES:															
14	N	Georgia Tech	68 65	50	A	Virginia	73 56								
88	N	Wake Forest	73 58	12	H	Miami (FL)	74 76								
50	N	Virginia	70 58	247	A	Clemson	91 61								
86	A	North Carolina St.	65 50	14	A	Georgia Tech	64 56								
89	H	North Carolina	84 64	204	H	Boston College	86 44								
10	H	Duke	63 61	224	H	Virginia Tech	69 75								

Non-Div I Games:

Maryland

Loss, Non-Conf, S Site, H Home A Away N Neutral

Massachusetts

Through Games Of Sunday, March 11, 2012

Average RPI Win:	237	WON-LOST	WINNING	LAST 12	STRENGTH OF	OPP. STRENGTH	TEAM	ADJ.	CONF.	ADJ CONF.
Average RPI Loss:	125	RECORD	PCT. RANK	GAMES	SCHEDULE	OF SCHEDULE	RPI	RPI	RPI	RPI
DIV. I ONLY	8- 21	283	2- 10	169	107	255	255	9	9	
DIV. I NON-CONF.	5- 10	239	0- 0	154	189	222	222	8	8	
TOTALS	RPI 1-25	RPI 26-50	W-L RECORDS	RPI 51-100	RPI 101-150	RPI 150+				
8- 21	0- 1	0- 4	OVERALL	1- 3	0- 5	7- 8				
4- 9	0- 1	0- 2	HOME	1- 1	0- 2	3- 3				
3- 12	0- 0	0- 2	AWAY	0- 2	0- 3	3- 5				
1- 0	0- 0	0- 0	NEUTRAL	0- 0	0- 0	1- 0				
5- 10	0- 0	0- 1	NON-CONFERENCE	1- 1	0- 3	4- 5				
2- 4	0- 0	0- 0	HOME	1- 0	0- 2	1- 2				
2- 6	0- 0	0- 1	AWAY	0- 1	0- 1	2- 3				
1- 0	0- 0	0- 0	NEUTRAL	0- 0	0- 0	1- 0				
3- 11	0- 1	0- 3	CONFERENCE	0- 2	0- 2	3- 3				
2- 5	0- 1	0- 2	HOME	0- 1	0- 0	2- 1				
1- 6	0- 0	0- 1	AWAY	0- 1	0- 2	1- 2				
0- 0	0- 0	0- 0	NEUTRAL	0- 0	0- 0	0- 0				

RPI S	Opponent	Score	RPI S	Opponent	Score	RPI S	Opponent	Score	RPI S	Opponent	Score	Team's RPI: 255
16	H St. Bonaventure	54 69	34	H Dayton	55 80	58	H Saint Joseph's	58 86	102	A Miami (OH)	56 81	
			46	A Temple	50 77	75	H Boston U.	55 49	127	H Providence	45 66	
			47	H Richmond	54 73	81	A Duquesne	62 76	129	H Harvard	47 68	
			50	A Virginia	38 53	84	A Quinnipiac	63 66	134	A Charlotte	58 80	
									141	A La Salle	67 81	
									159	A Holy Cross	64 76	
									169	A George Mason	52 55	
									173	N Elon	76 56	
									190	H Ole Miss	67 72	
									200	H Fordham	54 56	
									203	A Xavier	61 70	
									204	A Boston College	64 80	
									216	H Central Conn. St.	55 58	
									220	A Binghamton	64 55	
									231	A Saint Louis	59 63	
									242	A Siena	58 53	
									243	H George Washington	56 53	
									314	H Maine	63 54	
									315	A Rhode Island	46 39	
									315	H Rhode Island	68 57	
LAST 12 Division I GAMES:												
203	A Xavier	61 70	141	A La Salle	67 81							
315	H Rhode Island	68 57	134	A Charlotte	58 80							
243	H George Washington	56 53	200	H Fordham	54 56							
231	A Saint Louis	59 63	81	A Duquesne	62 76							
46	A Temple	50 77	34	H Dayton	55 80							
16	H St. Bonaventure	54 69	47	H Richmond	54 73							

Non-Div I Games:

Massachusetts

Loss, Non-Conf, S Site, H Home A Away N Neutral

Average RPI Win:	248	WON-LOST	WINNING	LAST 12	STRENGTH OF	OPP. STRENGTH	TEAM	ADJ.	CONF.	ADJ CONF.
Average RPI Loss:	61	RECORD	PCT. RANK	GAMES	SCHEDULE	OF SCHEDULE	RPI	RPI	RPI	RPI
DIV. I ONLY	23- 7	31	10- 2	243	195	82	82	24	24	
DIV. I NON-CONF.	7- 4	98	0- 0	215	32	98	98	27	27	
TOTALS	RPI 1-25	RPI 26-50	W-L RECORDS	RPI 51-100	RPI 101-150	RPI 150+				
23- 7	0- 3	0- 0	OVERALL	1- 3	1- 1	21- 0				
10- 2	0- 1	0- 0	HOME	1- 1	0- 0	9- 0				
9- 5	0- 2	0- 0	AWAY	0- 2	0- 1	9- 0				
4- 0	0- 0	0- 0	NEUTRAL	0- 0	1- 0	3- 0				
7- 4	0- 3	0- 0	NON-CONFERENCE	1- 1	0- 0	6- 0				
3- 1	0- 1	0- 0	HOME	1- 0	0- 0	2- 0				
3- 3	0- 2	0- 0	AWAY	0- 1	0- 0	3- 0				
1- 0	0- 0	0- 0	NEUTRAL	0- 0	0- 0	1- 0				
16- 3	0- 0	0- 0	CONFERENCE	0- 2	1- 1	15- 0				
7- 1	0- 0	0- 0	HOME	0- 1	0- 0	7- 0				
6- 2	0- 0	0- 0	AWAY	0- 1	0- 1	6- 0				
3- 0	0- 0	0- 0	NEUTRAL	0- 0	1- 0	2- 0				

RPI 1-25				RPI 26-50				RPI 51-100 Team's RPI: 82				RPI 101+			
RPI	S	Opponent	Score	RPI	S	Opponent	Score	RPI	S	Opponent	Score	RPI	S	Opponent	Score
1	A	Baylor	50 90					71	A	UCLA	59 67	149	A	Stephen F. Austin	58 66
8	A	Texas A&M	62 72					90	A	Central Ark.	70 71	149	N	Stephen F. Austin	60 56
18	H	LSU	43 64					90	H	Central Ark.	53 64	158	H	Sam Houston St.	57 48
								99	H	UAB	61 56	172	A	Lamar	59 40
												172	H	Lamar	58 45
												194	H	Manhattan	69 52
												209	A	Nicholls St.	61 49
												209	H	Nicholls St.	68 53
												211	H	Texas St.	72 41
												211	N	Texas St.	76 46
												248	A	La.-Monroe	68 60
												263	N	Tex.-Pan American	67 46
												287	A	Southeastern La.	60 36
												287	H	Southeastern La.	68 53
												287	N	Southeastern La.	67 55
												301	A	UTSA	65 54
												304	H	La.-Lafayette	80 59
												313	A	Texas-Arlington	70 50
												316	A	Houston	72 59
												321	H	A&M-Corpus Christi	66 51
												329	A	Northwestern St.	80 62
												329	H	Northwestern St.	64 54
												334	A	Texas Southern	70 37
LAST 12 Division I GAMES:															
		149	N	Stephen F. Austin	60	56				313	A	Texas-Arlington	70	50	
		211	N	Texas St.	76	46				329	A	Northwestern St.	80	62	
		287	N	Southeastern La.	67	55				301	A	UTSA	65	54	
		172	A	Lamar	59	40				90	H	Central Ark.	53	64	
		287	H	Southeastern La.	68	53				149	A	Stephen F. Austin	58	66	
		209	A	Nicholls St.	61	49				158	H	Sam Houston St.	57	48	

Non-Div I Games: Centenary (LA) 89 32 Southern-N.O. 78 23 Wiley 82 54

McNeese St.

Loss, Non-Conf, S Site, H Home A Away N Neutral

Average RPI Win:	282	WON-LOST	WINNING	LAST 12	STRENGTH OF	OPP. STRENGTH	TEAM	ADJ.	CONF.	ADJ CONF.
Average RPI Loss:	126	RECORD	PCT. RANK	GAMES	SCHEDULE	OF SCHEDULE	RPI	RPI	RPI	RPI
DIV. I ONLY	11- 17	238	6- 6	188	247	215	215	28	28	
DIV. I NON-CONF.	2- 8	293	0- 0	48	79	176	176	26	26	
TOTALS	RPI 1-25	RPI 26-50	W-L RECORDS	RPI 51-100	RPI 101-150	RPI 150+				
11- 17	0- 1	0- 1	OVERALL	0- 5	1- 6	10- 4				
5- 5	0- 0	0- 0	HOME	0- 1	0- 2	5- 2				
5- 11	0- 1	0- 1	AWAY	0- 4	1- 3	4- 2				
1- 1	0- 0	0- 0	NEUTRAL	0- 0	0- 1	1- 0				
2- 8	0- 1	0- 1	NON-CONFERENCE	0- 2	1- 2	1- 2				
0- 2	0- 0	0- 0	HOME	0- 0	0- 0	0- 2				
2- 6	0- 1	0- 1	AWAY	0- 2	1- 2	1- 0				
0- 0	0- 0	0- 0	NEUTRAL	0- 0	0- 0	0- 0				
9- 9	0- 0	0- 0	CONFERENCE	0- 3	0- 4	9- 2				
5- 3	0- 0	0- 0	HOME	0- 1	0- 2	5- 0				
3- 5	0- 0	0- 0	AWAY	0- 2	0- 1	3- 2				
1- 1	0- 0	0- 0	NEUTRAL	0- 0	0- 1	1- 0				

RPI 1-25				RPI 26-50				RPI 51-100				RPI 101+ Team's RPI: 215			
RPI	S	Opponent	Score	RPI	S	Opponent	Score	RPI	S	Opponent	Score	RPI	S	Opponent	Score
19	A	Penn St.	51 76	35	A	James Madison	53 61	53	A	Howard	49 62	108	A	Towson	45 58
								53	H	Howard	36 49	123	A	UMBC	60 65
								62	A	Hampton	29 47	131	A	Coppin St.	47 54
								88	A	Wake Forest	45 77	131	H	Coppin St.	47 48
								91	A	South Fla.	50 71	143	A	American	39 37
												144	H	Florida A&M	49 54
												144	N	Florida A&M	48 50
												180	A	Old Dominion	63 59
												197	H	Mt. St. Mary's	44 63
												246	H	Canisius	43 45
												253	A	Norfolk St.	58 61
												253	H	Norfolk St.	62 58
												266	A	N.C. A&T	50 53
												298	A	Morgan St.	75 57
												298	H	Morgan St.	74 58
												306	H	Bethune-Cookman	47 43
												318	A	Delaware St.	69 56
												318	H	Delaware St.	60 32
												324	H	Savannah St.	47 42
												324	N	Savannah St.	51 28
												341	A	N.C. Central	54 46
LAST 12 Division I GAMES:															
				144	N	Florida A&M	48 50	62	A	Hampton	29 47				
				324	N	Savannah St.	51 28	131	A	Coppin St.	47 54				
				324	H	Savannah St.	47 42	298	A	Morgan St.	75 57				
				131	H	Coppin St.	47 48	253	H	Norfolk St.	62 58				
				298	H	Morgan St.	74 58	53	H	Howard	36 49				
				53	A	Howard	49 62	341	A	N.C. Central	54 46				

Non-Div I Games: Lincoln (PA) 59 45 Elizabeth City St. 55 **62**

Md.-East. Shore

■ Loss,
 ■ Non-Conf, S Site,
 ■ Home
 ■ Away
 N Neutral

Average RPI Win: 200	WON-LOST	WINNING	LAST 12	STRENGTH OF	OPP. STRENGTH	TEAM	ADJ.	CONF.	ADJ CONF.
Average RPI Loss: 104	RECORD	PCT. RANK	GAMES	SCHEDULE	OF SCHEDULE	RPI	RPI	RPI	RPI
DIV. I ONLY	24- 7	28	9- 3	245	104	80	80	11	11
DIV. I NON-CONF.	10- 3	49	0- 0	308	71	110	110	12	12
TOTALS	RPI 1-25	RPI 26-50	W-L RECORDS	RPI 51-100	RPI 101-150	RPI 150+			
24- 7	0- 1	0- 1	OVERALL	4- 1	1- 2	19- 2			
16- 2	0- 0	0- 0	HOME	2- 1	1- 0	13- 1			
7- 5	0- 1	0- 1	AWAY	2- 0	0- 2	5- 1			
1- 0	0- 0	0- 0	NEUTRAL	0- 0	0- 0	1- 0			
10- 3	0- 1	0- 0	NON-CONFERENCE	1- 0	1- 2	8- 0			
8- 0	0- 0	0- 0	HOME	0- 0	1- 0	7- 0			
1- 3	0- 1	0- 0	AWAY	1- 0	0- 2	0- 0			
1- 0	0- 0	0- 0	NEUTRAL	0- 0	0- 0	1- 0			
14- 4	0- 0	0- 1	CONFERENCE	3- 1	0- 0	11- 2			
8- 2	0- 0	0- 0	HOME	2- 1	0- 0	6- 1			
6- 2	0- 0	0- 1	AWAY	1- 0	0- 0	5- 1			
0- 0	0- 0	0- 0	NEUTRAL	0- 0	0- 0	0- 0			

RPI	S	Opponent	Score	RPI	S	Opponent	Score	RPI	S	Opponent	Score	RPI	S	Opponent	Score
11	A	St. John's (NY)	60 64	44	A	UTEP	60 66	72	H	Tulane	44 63	105	H	UT Martin	90 69
								72	H	Tulane	61 59	115	A	Illinois	54 62
								94	A	UALR	81 66	119	A	Missouri	48 58
								99	A	UAB	70 59	166	H	Tulsa	66 64
								99	H	UAB	71 56	171	N	Louisiana Tech	86 67
												174	A	Marshall	54 65
												174	H	Marshall	71 58
												177	A	Rice	65 60
												178	H	Seton Hall	82 73
												179	A	SMU	60 55
												179	H	SMU	77 67
												195	A	Southern Miss.	85 44
												195	H	Southern Miss.	54 62
												212	A	UCF	61 54
												212	H	UCF	65 57
												222	A	East Carolina	69 56
												222	H	East Carolina	62 59
												231	H	Saint Louis	63 60
												256	H	Belmont	79 40
												287	H	Southeastern La.	80 44
												305	H	Tennessee St.	88 64
												313	H	Texas-Arlington	77 60
												316	H	Houston	69 41
												337	H	Ark.-Pine Bluff	89 60
LAST 12 Division I GAMES:															
72	H	Tulane	44 63	174	A	Marshall	54 65								
179	H	SMU	77 67	316	H	Houston	69 41								
177	A	Rice	65 60	179	A	SMU	60 55								
166	H	Tulsa	66 64	212	H	UCF	65 57								
99	H	UAB	71 56	195	H	Southern Miss.	54 62								
212	A	UCF	61 54	222	A	East Carolina	69 56								

Non-Div I Games:

Memphis

 Loss,
 Non-Conf,
S Site,
 Home
 Away
N Neutral

Average RPI Win: 271	WON-LOST	WINNING	LAST 12	STRENGTH OF	OPP. STRENGTH	TEAM	ADJ.	CONF.	ADJ CONF.
Average RPI Loss: 196	RECORD	PCT. RANK	GAMES	SCHEDULE	OF SCHEDULE	RPI	RPI	RPI	RPI
DIV. I ONLY	6- 23	310	3- 9	286	275	325	325	30	30
DIV. I NON-CONF.	2- 9	299	0- 0	192	87	295	295	30	30
TOTALS	RPI 1-25	RPI 26-50	W-L RECORDS	RPI 51-100	RPI 101-150	RPI 150+			
6- 23	0- 2	0- 0	OVERALL	0- 4	0- 3	6- 14			
4- 11	0- 2	0- 0	HOME	0- 1	0- 2	4- 6			
2- 12	0- 0	0- 0	AWAY	0- 3	0- 1	2- 8			
0- 0	0- 0	0- 0	NEUTRAL	0- 0	0- 0	0- 0			
2- 9	0- 2	0- 0	NON-CONFERENCE	0- 2	0- 1	2- 4			
1- 5	0- 2	0- 0	HOME	0- 0	0- 1	1- 2			
1- 4	0- 0	0- 0	AWAY	0- 2	0- 0	1- 2			
0- 0	0- 0	0- 0	NEUTRAL	0- 0	0- 0	0- 0			
4- 14	0- 0	0- 0	CONFERENCE	0- 2	0- 2	4- 10			
3- 6	0- 0	0- 0	HOME	0- 1	0- 1	3- 4			
1- 8	0- 0	0- 0	AWAY	0- 1	0- 1	1- 6			
0- 0	0- 0	0- 0	NEUTRAL	0- 0	0- 0	0- 0			

RPI 1-25				RPI 26-50				RPI 51-100				RPI 101+ Team's RPI: 325			
RPI	S	Opponent	Score	RPI	S	Opponent	Score	RPI	S	Opponent	Score	RPI	S	Opponent	Score
3	H	Notre Dame	42 128					57	A	Fla. Gulf Coast	55 92	117	H	Auburn	43 77
25	H	Georgia	43 80					57	H	Fla. Gulf Coast	50 98	124	A	Stetson	46 68
								85	A	Davidson	60 75	124	H	Stetson	84 89
								88	A	Wake Forest	44 90	154	A	High Point	75 67
												182	H	Winthrop	74 88
												212	A	UCF	43 72
												256	A	Belmont	64 61
												256	H	Belmont	73 66
												264	A	Kennesaw St.	68 70
												264	H	Kennesaw St.	51 75
												272	A	East Tenn. St.	46 72
												272	H	East Tenn. St.	59 75
												274	A	North Florida	49 66
												274	H	North Florida	39 49
												281	A	Jacksonville	78 84
												281	H	Jacksonville	65 76
												292	A	S.C. Upstate	56 77
												292	H	S.C. Upstate	87 71
												303	H	Ga. Southern	55 57
												331	A	Lipscomb	70 80
												331	H	Lipscomb	67 61
												332	A	UNC Asheville	75 76
												338	H	Troy	69 59
LAST 12 Division I GAMES:															
256	H	Belmont	73 66	272	H	East Tenn. St.	59 75								
331	H	Lipscomb	67 61	124	A	Stetson	46 68								
281	A	Jacksonville	78 84	57	A	Fla. Gulf Coast	55 92								
274	A	North Florida	49 66	274	H	North Florida	39 49								
264	A	Kennesaw St.	68 70	281	H	Jacksonville	65 76								
292	H	S.C. Upstate	87 71	264	H	Kennesaw St.	51 75								

Non-Div I Games:

Mercer

■ Loss,
 ■ Non-Conf,
 ■ S Site,
 ■ H Home
 ■ A Away
 N Neutral

TEAM (12)				THROUGH GAMES OF SUNDAY, MARCH 11, 1912						
Average RPI Win:	131	WON-LOST	WINNING	LAST 12	STRENGTH OF	OPP. STRENGTH	TEAM	ADJ.	CONF.	ADJ CONF.
Average RPI Loss:	44	RECORD	PCT. RANK	GAMES	SCHEDULE	OF SCHEDULE	RPI	RPI	RPI	RPI
DIV. I ONLY	24- 5	15	10- 2	54	29	12	12	6	6	
DIV. I NON-CONF.	10- 2	33	0- 0	80	31	21	21	6	6	

TOTALS	RPI 1-25	RPI 26-50		W-L RECORDS		RPI 51-100	RPI 101-150	RPI 150+		
24- 5	4- 2	1- 1		OVERALL		6- 2	3- 0	10- 0		
16- 0	2- 0	0- 0		HOME		3- 0	2- 0	9- 0		
7- 4	2- 2	1- 1		AWAY		2- 1	1- 0	1- 0		
1- 1	0- 0	0- 0		NEUTRAL		1- 1	0- 0	0- 0		
10- 2	1- 1	0- 1		NON-CONFERENCE		2- 0	1- 0	6- 0		
8- 0	1- 0	0- 0		HOME		0- 0	1- 0	6- 0		
1- 2	0- 1	0- 1		AWAY		1- 0	0- 0	0- 0		
1- 0	0- 0	0- 0		NEUTRAL		1- 0	0- 0	0- 0		
14- 3	3- 1	1- 0		CONFERENCE		4- 2	2- 0	4- 0		
8- 0	1- 0	0- 0		HOME		3- 0	1- 0	3- 0		
6- 2	2- 1	1- 0		AWAY		1- 1	1- 0	1- 0		
0- 1	0- 0	0- 0		NEUTRAL		0- 1	0- 0	0- 0		

RPI	S	Opponent	Score	RPI	S	Opponent	Score	RPI	S	Opponent	Score	RPI	S	Opponent	Score
5	A	Tennessee	76 92	30	A	Georgetown	46 71	63	A	Michigan St.	76 60	101	A	Florida St.	60 57
6	A	Maryland	76 74	50	A	Virginia	56 53	86	A	North Carolina St.	73 61	101	H	Florida St.	67 60
6	H	Maryland	75 63					86	H	North Carolina St.	78 68	112	H	VCU	91 61
10	A	Duke	64 74					88	H	Wake Forest	64 39	159	H	Holy Cross	89 49
13	H	Rutgers	92 81					88	N	Wake Forest	74 81	190	H	Ole Miss	76 48
14	A	Georgia Tech	77 65					89	A	North Carolina	63 65	204	A	Boston College	88 57
								89	H	North Carolina	61 37	204	H	Boston College	88 42
								91	N	South Fla.	92 72	224	H	Virginia Tech	79 48
												225	H	Prairie View	107 26
												247	H	Clemson	68 47
												248	H	La.-Monroe	103 39
												263	H	Tex.-Pan American	83 37
												278	H	Longwood	92 43
LAST 12 Division I GAMES:															
		88	N	Wake Forest	74	81		89	H	North Carolina	61	37			
		204	H	Boston College	88	42		247	H	Clemson	68	47			
		10	A	Duke	64	74		204	A	Boston College	88	57			
		101	H	Florida St.	67	60		88	H	Wake Forest	64	39			
		86	A	North Carolina St.	73	61		224	H	Virginia Tech	79	48			
		6	A	Maryland	76	74		50	A	Virginia	56	53			

Non-Div I Games: Alas. Anchorage 72 55

Miami (FL)

Average RPI Win:	229	WON-LOST	WINNING	LAST 12	STRENGTH OF	OPP. STRENGTH	TEAM	ADJ.	CONF.	ADJ CONF.
Average RPI Loss:	95	RECORD	PCT. RANK	GAMES	SCHEDULE	OF SCHEDULE	RPI	RPI	RPI	RPI
DIV. I ONLY	21- 9	66	7- 5	223	167	102	102	12	12	
DIV. I NON-CONF.	10- 3	49	0- 0	209	205	82	82	13	13	
TOTALS	RPI 1-25	RPI 26-50	W-L RECORDS	RPI 51-100	RPI 101-150	RPI 150+				
21- 9	0- 0	0- 2	OVERALL	0- 4	3- 2	18- 1				
14- 2	0- 0	0- 0	HOME	0- 1	1- 0	13- 1				
7- 6	0- 0	0- 2	AWAY	0- 3	2- 1	5- 0				
0- 1	0- 0	0- 0	NEUTRAL	0- 0	0- 1	0- 0				
10- 3	0- 0	0- 1	NON-CONFERENCE	0- 1	2- 1	8- 0				
8- 0	0- 0	0- 0	HOME	0- 0	1- 0	7- 0				
2- 3	0- 0	0- 1	AWAY	0- 1	1- 1	1- 0				
0- 0	0- 0	0- 0	NEUTRAL	0- 0	0- 0	0- 0				
11- 6	0- 0	0- 1	CONFERENCE	0- 3	1- 1	10- 1				
6- 2	0- 0	0- 0	HOME	0- 1	0- 0	6- 1				
5- 3	0- 0	0- 1	AWAY	0- 2	1- 0	4- 0				
0- 1	0- 0	0- 0	NEUTRAL	0- 0	0- 1	0- 0				

RPI S	Opponent	Score	RPI S	Opponent	Score	RPI S	Opponent	Score	RPI S	Opponent	Score	Team's RPI: 102
46	A Temple	36 70	49	A Eastern Mich.	66 77	73	A Bowling Green	55 64	107	H Cincinnati	74 69	
						73	H Bowling Green	58 61	124	A Stetson	62 71	
						78	A Toledo	66 79	132	A Central Mich.	79 57	
						81	A Duquesne	63 64	132	N Central Mich.	64 78	
									140	A Robert Morris	61 50	
									160	H Wright St.	70 63	
									174	A Marshall	56 49	
									201	H Northern Ill.	58 70	
									205	H Northeastern	75 55	
									219	H Indiana	77 72	
									221	A Akron	95 85	
									221	H Akron	84 76	
									229	H Iona	92 77	
									235	A Buffalo	66 50	
									235	H Buffalo	72 51	
									255	H Massachusetts	81 56	
									258	A Ohio	67 47	
									258	H Ohio	51 49	
									271	H Ball St.	72 61	
									273	H Eastern Ky.	60 55	
									291	H Western Mich.	82 67	
									299	A Kent St.	69 65	
									299	H Kent St.	73 55	
									334	H Chicago St.	74 60	
LAST 12 Division I GAMES:												
132	N Central Mich.	64 78	201	H Northern Ill.	58 70							
258	H Ohio	51 49	49	A Eastern Mich.	66 77							
73	A Bowling Green	55 64	132	A Central Mich.	79 57							
221	H Akron	84 76	271	H Ball St.	72 61							
235	A Buffalo	66 50	78	A Toledo	66 79							
299	A Kent St.	69 65	291	H Western Mich.	82 67							

Non-Div I Games:

Miami (OH)

■ Loss,
■ Non-Conf,
■ S Site,
■ Home
■ A Away
N Neutral

Average RPI Win:	121	WON-LOST	WINNING	LAST 12	STRENGTH OF	OPP. STRENGTH	TEAM	ADJ.	CONF.	ADJ CONF.
Average RPI Loss:	46	RECORD	PCT. RANK	GAMES	SCHEDULE	OF SCHEDULE	RPI	RPI	RPI	RPI
DIV. I ONLY	20- 11	82	5- 7	51	20	45	45	5	5	
DIV. I NON-CONF.	11- 2	24	0- 0	53	12	11	11	5	5	
TOTALS	RPI 1-25	RPI 26-50	W-L RECORDS	RPI 51-100	RPI 101-150	RPI 150+				
20- 11	0- 4	4- 4	OVERALL	2- 2	9- 0	5- 1				
9- 4	0- 2	2- 1	HOME	1- 1	4- 0	2- 0				
7- 6	0- 2	2- 2	AWAY	1- 1	2- 0	2- 1				
4- 1	0- 0	0- 1	NEUTRAL	0- 0	3- 0	1- 0				
11- 2	0- 1	2- 1	NON-CONFERENCE	2- 0	4- 0	3- 0				
5- 0	0- 0	1- 0	HOME	1- 0	2- 0	1- 0				
3- 2	0- 1	1- 1	AWAY	1- 0	0- 0	1- 0				
3- 0	0- 0	0- 0	NEUTRAL	0- 0	2- 0	1- 0				
9- 9	0- 3	2- 3	CONFERENCE	0- 2	5- 0	2- 1				
4- 4	0- 2	1- 1	HOME	0- 1	2- 0	1- 0				
4- 4	0- 1	1- 1	AWAY	0- 1	2- 0	1- 1				
1- 1	0- 0	0- 1	NEUTRAL	0- 0	1- 0	0- 0				

RPI 1-25				RPI 26-50				Team's RPI: 45	RPI 51-100				RPI 101+			
RPI	S	Opponent	Score	RPI	S	Opponent	Score		RPI	S	Opponent	Score	RPI	S	Opponent	Score
6	A	Maryland	65 74	26	H	Ohio St.	73 62		63	A	Michigan St.	55 60	106	N	Washington St.	69 39
15	H	Purdue	49 60	26	N	Ohio St.	48 57		63	H	Michigan St.	63 65	109	H	Utah	55 50
19	A	Penn St.	63 78	31	A	Nebraska	63 52		97	A	Detroit	61 51	115	A	Illinois	70 50
19	H	Penn St.	56 77	41	A	Florida	69 66		100	H	Illinois St.	76 59	115	N	Illinois	68 53
				42	A	Iowa	71 79						118	A	Northwestern	58 48
				42	H	Iowa	57 58						118	H	Northwestern	79 68
				48	H	Iowa St.	56 49						121	H	Minnesota	61 57
				49	A	Eastern Mich.	64 77						126	N	Marquette	71 51
LAST 12 Division I GAMES:																
				26	N	Ohio St.	48 57		31	A	Nebraska	63 52				
				115	N	Illinois	68 53		63	H	Michigan St.	63 65				
				42	A	Iowa	71 79		118	H	Northwestern	79 68				
				15	H	Purdue	49 60		164	A	Wisconsin	60 66				
				219	A	Indiana	61 48		19	H	Penn St.	56 77				
				42	H	Iowa	57 58		219	H	Indiana	66 48				
													225	N	Prairie View	59 53

Non-Div I Games:

Michigan

■ Loss,
■ Non-Conf,
■ S Site,
■ H Home
■ A Away
N Neutral

Average RPI Win:	145	WON-LOST	WINNING	LAST 12	STRENGTH OF	OPP. STRENGTH	TEAM	ADJ.	CONF.	ADJ CONF.
Average RPI Loss:	63	RECORD	PCT. RANK	GAMES	SCHEDULE	OF SCHEDULE	RPI	RPI	RPI	RPI
DIV. I ONLY	20- 11	82	8- 4	69	52	63	63	5	5	
DIV. I NON-CONF.	8- 5	107	0- 0	133	80	116	116	5	5	
TOTALS	RPI 1-25	RPI 26-50	W-L RECORDS	RPI 51-100	RPI 101-150	RPI 150+				
20- 11	3- 3	4- 3	OVERALL	1- 2	2- 2	10- 1				
11- 3	2- 1	3- 1	HOME	1- 0	1- 1	4- 0				
6- 5	1- 1	1- 1	AWAY	0- 2	1- 1	3- 0				
3- 3	0- 1	0- 1	NEUTRAL	0- 0	0- 0	3- 1				
8- 5	0- 1	1- 1	NON-CONFERENCE	1- 2	0- 0	6- 1				
5- 1	0- 1	1- 0	HOME	1- 0	0- 0	3- 0				
1- 2	0- 0	0- 0	AWAY	0- 2	0- 0	1- 0				
2- 2	0- 0	0- 1	NEUTRAL	0- 0	0- 0	2- 1				
12- 6	3- 2	3- 2	CONFERENCE	0- 0	2- 2	4- 0				
6- 2	2- 0	2- 1	HOME	0- 0	1- 1	1- 0				
5- 3	1- 1	1- 1	AWAY	0- 0	1- 1	2- 0				
1- 1	0- 1	0- 0	NEUTRAL	0- 0	0- 0	1- 0				

RPI 1-25				RPI 26-50				RPI 51-100 Team's RPI: 63				RPI 101+			
RPI	S	Opponent	Score	RPI	S	Opponent	Score	RPI	S	Opponent	Score	RPI	S	Opponent	Score
12	H	Miami (FL)	60 76	26	H	Ohio St.	56 64	54	A	Texas	53 61	115	H	Illinois	62 71
15	A	Purdue	49 67	31	H	Nebraska	73 53	57	A	Fla. Gulf Coast	58 59	118	A	Northwestern	76 57
15	H	Purdue	67 52	40	N	Villanova	64 75	97	H	Detroit	64 41	118	H	Northwestern	72 58
15	N	Purdue	64 73	42	A	Iowa	57 74					121	A	Minnesota	65 71
19	A	Penn St.	75 65	45	A	Michigan	65 63					164	A	Wisconsin	62 46
19	H	Penn St.	83 77	45	H	Michigan	60 55					185	N	Colorado St.	72 45
				49	H	Eastern Mich.	60 59					199	N	Pittsburgh	54 64
LAST 12 Division I GAMES:															
		15 N Purdue	64 73			42 A Iowa	57 74								
		219 N Indiana	97 68			118 H Northwestern	72 58								
		118 A Northwestern	76 57			45 A Michigan	65 63								
		31 H Nebraska	73 53			19 H Penn St.	83 77								
		15 H Purdue	67 52			115 H Illinois	62 71								
		164 A Wisconsin	62 46			15 A Purdue	49 67								

Non-Div I Games:

Michigan St.

Average RPI Win:	196	WON-LOST	WINNING	LAST 12	STRENGTH OF	OPP. STRENGTH	TEAM	ADJ.	CONF.	ADJ CONF.
Average RPI Loss:	33	RECORD	PCT. RANK	GAMES	SCHEDULE	OF SCHEDULE	RPI	RPI	RPI	RPI
DIV. I ONLY	26- 6	17	11- 1	100	111	37	37	18	18	
DIV. I NON-CONF.	8- 5	107	0- 0	27	14	54	54	16	16	
TOTALS	RPI 1-25	RPI 26-50	W-L RECORDS	RPI 51-100	RPI 101-150	RPI 150+				
26- 6	1- 3	0- 2	OVERALL	3- 1	4- 0	18- 0				
13- 2	1- 1	0- 1	HOME	2- 0	1- 0	9- 0				
10- 3	0- 2	0- 1	AWAY	0- 0	2- 0	8- 0				
3- 1	0- 0	0- 0	NEUTRAL	1- 1	1- 0	1- 0				
8- 5	1- 3	0- 2	NON-CONFERENCE	2- 0	0- 0	5- 0				
5- 2	1- 1	0- 1	HOME	1- 0	0- 0	3- 0				
2- 3	0- 2	0- 1	AWAY	0- 0	0- 0	2- 0				
1- 0	0- 0	0- 0	NEUTRAL	1- 0	0- 0	0- 0				
18- 1	0- 0	0- 0	CONFERENCE	1- 1	4- 0	13- 0				
8- 0	0- 0	0- 0	HOME	1- 0	1- 0	6- 0				
8- 0	0- 0	0- 0	AWAY	0- 0	2- 0	6- 0				
2- 1	0- 0	0- 0	NEUTRAL	0- 1	1- 0	1- 0				

RPI 1-25				RPI 26-50				Team's RPI: 37				RPI 51-100				RPI 101+			
RPI	S	Opponent	Score	RPI	S	Opponent	Score	RPI	S	Opponent	Score	RPI	S	Opponent	Score	RPI	S	Opponent	Score
5	A	Tennessee	43 82	33	H	Arkansas	53 59	55	H	South Dakota St.	59 49	128	A	Denver	75 63				
9	H	Kentucky	70 58	35	A	James Madison	46 60	77	N	UNC Wilmington	79 60	133	A	FIU	74 60				
14	H	Georgia Tech	47 58					94	H	UALR	59 51	133	H	FIU	58 53				
19	A	Penn St.	49 65					94	N	UALR	70 71	133	N	FIU	63 53				
												163	A	Fla. Atlantic	55 37				
												163	H	Fla. Atlantic	65 41				
												176	A	South Ala.	60 53				
												176	H	South Ala.	60 39				
												203	A	Xavier	65 49				
												208	A	North Texas	70 68				
												214	H	Tennessee Tech	74 55				
												230	H	Arkansas St.	71 62				
												233	A	Western Ky.	77 62				
												233	H	Western Ky.	67 64				
												233	N	Western Ky.	65 57				
												248	A	La.-Monroe	67 53				
												272	A	East Tenn. St.	78 63				
												290	H	Austin Peay	69 63				
												304	H	La.-Lafayette	104 53				
												305	H	Tennessee St.	94 53				
												338	A	Troy	72 66				
												338	H	Troy	82 52				
LAST 12 Division I GAMES:																			
		94	N	UALR			70	71			94	H	UALR			59	51		
		133	N	FIU			63	53			233	H	Western Ky.			67	64		
		233	N	Western Ky.			65	57			128	A	Denver			75	63		
		233	A	Western Ky.			77	62			208	A	North Texas			70	68		
		248	A	La.-Monroe			67	53			338	H	Troy			82	52		
		163	H	Fla. Atlantic			65	41			176	A	South Ala.			60	53		

Non-Div I Games:

Middle Tenn.

Average RPI Win:	226	WON-LOST	WINNING	LAST 12	STRENGTH OF	OPP. STRENGTH	TEAM	ADJ.	CONF.	ADJ CONF.
Average RPI Loss:	150	RECORD	PCT. RANK	GAMES	SCHEDULE	OF SCHEDULE	RPI	RPI	RPI	RPI
DIV. I ONLY	9- 21	274	3- 9	157	129	252	252	13	13	
DIV. I NON-CONF.	4- 7	229	0- 1	112	44	181	181	18	18	
TOTALS	RPI 1-25	RPI 26-50	W-L RECORDS	RPI 51-100	RPI 101-150	RPI 150+				
9- 21	0- 3	0- 1	OVERALL	1- 3	1- 1	7- 13				
5- 10	0- 1	0- 0	HOME	1- 2	0- 0	4- 7				
4- 11	0- 2	0- 1	AWAY	0- 1	1- 1	3- 6				
0- 0	0- 0	0- 0	NEUTRAL	0- 0	0- 0	0- 0				
4- 7	0- 1	0- 1	NON-CONFERENCE	1- 1	1- 1	2- 3				
2- 3	0- 0	0- 0	HOME	1- 1	0- 0	1- 2				
2- 4	0- 1	0- 1	AWAY	0- 0	1- 1	1- 1				
0- 0	0- 0	0- 0	NEUTRAL	0- 0	0- 0	0- 0				
5- 14	0- 2	0- 0	CONFERENCE	0- 2	0- 0	5- 10				
3- 7	0- 1	0- 0	HOME	0- 1	0- 0	3- 5				
2- 7	0- 1	0- 0	AWAY	0- 1	0- 0	2- 5				
0- 0	0- 0	0- 0	NEUTRAL	0- 0	0- 0	0- 0				

RPI 1-25				RPI 26-50				RPI 51-100				RPI 101+ Team's RPI: 252			
RPI	S	Opponent	Score	RPI	S	Opponent	Score	RPI	S	Opponent	Score	RPI	S	Opponent	Score
1	A	Baylor	41 72	27	A	Oklahoma	50 72	63	H	Michigan St.	57 70	137	A	Drake	51 63
22	A	Green Bay	39 85					78	H	Toledo	60 57	145	A	Bradley	71 67
22	H	Green Bay	53 88					97	A	Detroit	48 71	152	H	Seattle	56 63
								97	H	Detroit	48 62	156	A	Ill.-Chicago	52 59
												156	H	Ill.-Chicago	41 67
												160	A	Wright St.	72 75
												160	H	Wright St.	52 64
												164	H	Wisconsin	51 68
												210	A	Butler	63 76
												210	H	Butler	54 52
												218	A	Loyola Chicago	62 69
												218	H	Loyola Chicago	73 81
												236	A	Western Ill.	79 66
												257	A	Valparaiso	55 47
												257	H	Valparaiso	50 31
												257	H	Valparaiso	39 47
												259	A	Youngstown St.	76 71
												259	H	Youngstown St.	76 68
												269	A	Cleveland St.	68 70
												269	H	Cleveland St.	58 68
												291	A	Western Mich.	63 69
												334	H	Chicago St.	79 48
LAST 12 Division I GAMES:															
257	H	Valparaiso	39 47	259	A	Youngstown St.	76 71	97	H	Detroit	48 62				
218	A	Loyola Chicago	62 69	160	H	Wright St.	52 64	22	A	Green Bay	39 85				
156	A	Ill.-Chicago	52 59	152	H	Seattle	56 63	210	A	Butler	63 76				
257	H	Valparaiso	50 31												
210	H	Butler	54 52												
269	A	Cleveland St.	68 70												

Non-Div I Games:

Milwaukee

■ Loss,
 ■ Non-Conf, S Site,
 ■ Home
 ■ Away
 N Neutral

Average RPI Win:	165	WON-LOST	WINNING	LAST 12	STRENGTH OF	OPP. STRENGTH	TEAM	ADJ.	CONF.	ADJ CONF.
Average RPI Loss:	59	RECORD	PCT. RANK	GAMES	SCHEDULE	OF SCHEDULE	RPI	RPI	RPI	RPI
DIV. I ONLY	15- 17	185	4- 8	45	67	121	121	5	5	
DIV. I NON-CONF.	8- 6	128	0- 0	107	111	141	141	5	5	
TOTALS	RPI 1-25	RPI 26-50	W-L RECORDS	RPI 51-100	RPI 101-150	RPI 150+				
15- 17	0- 6	3- 4	OVERALL	1- 3	3- 3	8- 1				
11- 4	0- 3	2- 0	HOME	1- 0	2- 0	6- 1				
1- 9	0- 2	0- 4	AWAY	0- 1	1- 2	0- 0				
3- 4	0- 1	1- 0	NEUTRAL	0- 2	0- 1	2- 0				
8- 6	0- 1	1- 0	NON-CONFERENCE	0- 3	1- 2	6- 0				
6- 1	0- 1	0- 0	HOME	0- 0	1- 0	5- 0				
0- 2	0- 0	0- 0	AWAY	0- 1	0- 1	0- 0				
2- 3	0- 0	1- 0	NEUTRAL	0- 2	0- 1	1- 0				
7- 11	0- 5	2- 4	CONFERENCE	1- 0	2- 1	2- 1				
5- 3	0- 2	2- 0	HOME	1- 0	1- 0	1- 1				
1- 7	0- 2	0- 4	AWAY	0- 0	1- 1	0- 0				
1- 1	0- 1	0- 0	NEUTRAL	0- 0	0- 0	1- 0				

RPI	S	Opponent	Score	RPI	S	Opponent	Score	RPI	S	Opponent	Score	RPI	S	Opponent	Score	Team's RPI: 121
1	H	Baylor	60 89	26	A	Ohio St.	56 81	63	H	Michigan St.	71 65	101	N	Florida St.	56 68	
15	A	Purdue	53 57	26	H	Ohio St.	76 65	84	N	Quinnipiac	62 64	115	A	Illinois	67 72	
15	H	Purdue	55 72	31	A	Nebraska	49 64	88	A	Wake Forest	65 82	115	H	Illinois	60 53	
19	A	Penn St.	51 74	31	H	Nebraska	64 58	91	N	South Fla.	52 60	118	A	Northwestern	68 60	
19	H	Penn St.	65 68	33	N	Arkansas	68 60					128	A	Denver	63 72	
19	N	Penn St.	74 78	42	A	Iowa	58 75					129	H	Harvard	79 53	
				45	A	Michigan	57 61					164	H	Wisconsin	72 78	
												164	N	Wisconsin	81 49	
												219	H	Indiana	84 43	
												220	H	Binghamton	65 40	
												224	N	Virginia Tech	65 64	
												251	H	North Dakota St.	80 41	
												261	H	Alcorn St.	75 46	
												302	H	Air Force	81 46	
												326	H	NJIT	71 47	
LAST 12 Division I GAMES:																
		19 N Penn St.	74 78			42 A Iowa	58 75									
		164 N Wisconsin	81 49			19 H Penn St.	65 68									
		19 A Penn St.	51 74			115 A Illinois	67 72									
		26 A Ohio St.	56 81			26 H Ohio St.	76 65									
		115 H Illinois	60 53			164 H Wisconsin	72 78									
		31 H Nebraska	64 58			31 A Nebraska	49 64									

Non-Div I Games:

Minnesota

■ Loss,
■ Non-Conf,
■ S Site,
■ H Home
■ A Away
N Neutral

Mississippi St.

Through Games Of Sunday, March 11, 2012

Average RPI Win:	215	WON-LOST	WINNING	LAST 12	STRENGTH OF	OPP. STRENGTH	TEAM	ADJ.	CONF.	ADJ CONF.
Average RPI Loss:	35	RECORD	PCT. RANK	GAMES	SCHEDULE	OF SCHEDULE	RPI	RPI	RPI	RPI
DIV. I ONLY	14- 16	186	2- 10	68	54	135	135	2	2	
DIV. I NON-CONF.	10- 3	49	0- 0	293	181	114	114	3	3	
TOTALS	RPI 1-25	RPI 26-50	W-L RECORDS	RPI 51-100	RPI 101-150	RPI 150+				
14- 16	0- 8	0- 6	OVERALL	1- 1	1- 0	12- 1				
10- 6	0- 4	0- 2	HOME	1- 0	1- 0	8- 0				
4- 8	0- 4	0- 3	AWAY	0- 0	0- 0	4- 1				
0- 2	0- 0	0- 1	NEUTRAL	0- 1	0- 0	0- 0				
10- 3	0- 1	0- 0	NON-CONFERENCE	1- 1	0- 0	9- 1				
8- 0	0- 0	0- 0	HOME	1- 0	0- 0	7- 0				
2- 2	0- 1	0- 0	AWAY	0- 0	0- 0	2- 1				
0- 1	0- 0	0- 0	NEUTRAL	0- 1	0- 0	0- 0				
4- 13	0- 7	0- 6	CONFERENCE	0- 0	1- 0	3- 0				
2- 6	0- 4	0- 2	HOME	0- 0	1- 0	1- 0				
2- 6	0- 3	0- 3	AWAY	0- 0	0- 0	2- 0				
0- 1	0- 0	0- 1	NEUTRAL	0- 0	0- 0	0- 0				

RPI 1-25				RPI 26-50				RPI 51-100				RPI 101+ Team's RPI: 135			
RPI	S	Opponent	Score	RPI	S	Opponent	Score	RPI	S	Opponent	Score	RPI	S	Opponent	Score
5	H	Tennessee	41 57	28	H	Vanderbilt	59 65	69	N	Oklahoma St.	71 78	117	H	Auburn	62 57
8	A	Texas A&M	47 93	28	N	Vanderbilt	51 67	72	H	Tulane	70 55	153	H	Mississippi Val.	64 47
9	A	Kentucky	40 88	32	A	South Carolina	43 69					171	A	Louisiana Tech	62 63
9	H	Kentucky	40 76	33	A	Arkansas	53 67					175	A	Alabama	66 61
18	A	LSU	49 53	33	H	Arkansas	35 51					176	H	South Ala.	63 47
18	H	LSU	48 53	41	A	Florida	45 79					190	A	Ole Miss	51 46
25	A	Georgia	60 70									190	H	Ole Miss	53 50
25	H	Georgia	51 68									195	H	Southern Miss.	71 57
												203	H	Xavier	71 65
												261	H	Alcorn St.	66 48
												304	H	La.-Lafayette	72 38
												311	A	Nevada	67 63
												324	A	Savannah St.	56 42
												340	H	Jacksonville St.	78 41
LAST 12 Division I GAMES:															
28	N	Vanderbilt	51 67	18	A	LSU	49 53								
9	H	Kentucky	40 76	28	H	Vanderbilt	59 65								
41	A	Florida	45 79	25	A	Georgia	60 70								
33	A	Arkansas	53 67	32	A	South Carolina	43 69								
5	H	Tennessee	41 57	33	H	Arkansas	35 51								
190	H	Ole Miss	53 50	117	H	Auburn	62 57								

Non-Div I Games:

Mississippi St.

■ Loss,
 ■ Non-Conf, S Site,
 ■ Home
 ■ Away
 N Neutral

Average RPI Win:	274	WON-LOST	WINNING	LAST 12	STRENGTH OF	OPP. STRENGTH	TEAM	ADJ.	CONF.	ADJ CONF.
Average RPI Loss:	126	RECORD	PCT. RANK	GAMES	SCHEDULE	OF SCHEDULE	RPI	RPI	RPI	RPI
DIV. I ONLY	15- 13	147	9- 3	221	268	153	153	32	32	
DIV. I NON-CONF.	0- 8	337	0- 0	3	1	191	191	31	31	
TOTALS	RPI 1-25	RPI 26-50	W-L RECORDS	RPI 51-100	RPI 101-150	RPI 150+				
15- 13	0- 2	0- 4	OVERALL	0- 0	0- 2	15- 5				
9- 0	0- 0	0- 0	HOME	0- 0	0- 0	9- 0				
5- 12	0- 2	0- 4	AWAY	0- 0	0- 2	5- 4				
1- 1	0- 0	0- 0	NEUTRAL	0- 0	0- 0	1- 1				
0- 8	0- 2	0- 4	NON-CONFERENCE	0- 0	0- 2	0- 0				
0- 0	0- 0	0- 0	HOME	0- 0	0- 0	0- 0				
0- 8	0- 2	0- 4	AWAY	0- 0	0- 2	0- 0				
0- 0	0- 0	0- 0	NEUTRAL	0- 0	0- 0	0- 0				
15- 5	0- 0	0- 0	CONFERENCE	0- 0	0- 0	15- 5				
9- 0	0- 0	0- 0	HOME	0- 0	0- 0	9- 0				
5- 4	0- 0	0- 0	AWAY	0- 0	0- 0	5- 4				
1- 1	0- 0	0- 0	NEUTRAL	0- 0	0- 0	1- 1				

RPI 1-25				RPI 26-50				RPI 51-100				RPI 101+ Team's RPI: 153			
RPI	S	Opponent	Score	RPI	S	Opponent	Score	RPI	S	Opponent	Score	RPI	S	Opponent	Score
1	A	Baylor	55 93	31	A	Nebraska	53 99					126	A	Marquette	61 69
9	A	Kentucky	51 90	33	A	Arkansas	40 59					135	A	Mississippi St.	47 64
				42	A	Iowa	80 86					198	A	Alabama A&M	69 67
				48	A	Iowa St.	47 77					198	H	Alabama A&M	73 44
												206	A	Grambling	67 63
												206	H	Grambling	63 55
												225	A	Prairie View	56 61
												225	H	Prairie View	63 56
												225	N	Prairie View	55 58
												238	A	Southern U.	59 63
												238	H	Southern U.	78 61
												261	A	Alcorn St.	61 65
												261	H	Alcorn St.	66 58
												270	A	Alabama St.	62 65
												270	H	Alabama St.	65 50
												319	A	Jackson St.	72 62
												319	H	Jackson St.	66 56
												334	A	Texas Southern	68 54
												334	H	Texas Southern	82 48
												334	N	Texas Southern	70 47
												337	A	Ark.-Pine Bluff	65 47
												337	H	Ark.-Pine Bluff	92 50
LAST 12 Division I GAMES:															
				225	N	Prairie View	55 58	225	H	Prairie View	63 56				
				334	N	Texas Southern	70 47	238	A	Southern U.	59 63				
				337	A	Ark.-Pine Bluff	65 47	261	A	Alcorn St.	61 65				
				319	A	Jackson St.	72 62	198	H	Alabama A&M	73 44				
				206	A	Grambling	67 63	270	H	Alabama St.	65 50				
				334	H	Texas Southern	82 48	206	H	Grambling	63 55				

Non-Div I Games: Rust 79 44 Talladega 63 33 Concordia-Selma 76 43

Mississippi Val.

Loss, Non-Conf, S Site, H Home A Away N Neutral

Average RPI Win:	176	WON-LOST	WINNING	LAST 12	STRENGTH OF	OPP. STRENGTH	TEAM	ADJ.	CONF.	ADJ CONF.
Average RPI Loss:	42	RECORD	PCT. RANK	GAMES	SCHEDULE	OF SCHEDULE	RPI	RPI	RPI	RPI
DIV. I ONLY	13- 18	216	3- 9	28	23	119	119	1	1	
DIV. I NON-CONF.	10- 1	14	0- 0	161	336	57	57	1	1	
TOTALS	RPI 1-25	RPI 26-50	W-L RECORDS	RPI 51-100	RPI 101-150	RPI 150+				
13- 18	1- 5	0- 5	OVERALL	3- 7	1- 1	8- 0				
8- 9	1- 2	0- 2	HOME	1- 4	1- 1	5- 0				
4- 8	0- 3	0- 2	AWAY	1- 3	0- 0	3- 0				
1- 1	0- 0	0- 1	NEUTRAL	1- 0	0- 0	0- 0				
10- 1	0- 0	0- 0	NON-CONFERENCE	1- 0	1- 1	8- 0				
7- 1	0- 0	0- 0	HOME	1- 0	1- 1	5- 0				
3- 0	0- 0	0- 0	AWAY	0- 0	0- 0	3- 0				
0- 0	0- 0	0- 0	NEUTRAL	0- 0	0- 0	0- 0				
3- 17	1- 5	0- 5	CONFERENCE	2- 7	0- 0	0- 0				
1- 8	1- 2	0- 2	HOME	0- 4	0- 0	0- 0				
1- 8	0- 3	0- 2	AWAY	1- 3	0- 0	0- 0				
1- 1	0- 0	0- 1	NEUTRAL	1- 0	0- 0	0- 0				

RPI	S	Opponent	Score	RPI	S	Opponent	Score	RPI	S	Opponent	Score	RPI	S	Opponent	Score	Team's RPI: 119
1	A	Baylor	46 90	27	A	Oklahoma	60 64	52	A	Kansas	70 65	118	H	Northwestern	70 74	
1	H	Baylor	41 71	27	H	Oklahoma	59 62	52	H	Kansas	63 72	120	H	Eastern Ill.	56 54	
8	A	Texas A&M	52 78	27	N	Oklahoma	59 70	54	A	Texas	58 75	158	H	Sam Houston St.	66 48	
8	H	Texas A&M	52 56	48	A	Iowa St.	59 66	54	H	Texas	62 75	160	H	Wright St.	92 62	
17	A	Kansas St.	46 72	48	H	Iowa St.	52 65	61	A	Texas Tech	49 76	189	H	North Dakota	69 52	
17	H	Kansas St.	61 56					61	H	Texas Tech	63 69	231	A	Saint Louis	68 56	
								69	A	Oklahoma St.	47 68	274	H	North Florida	67 46	
								69	H	Oklahoma St.	58 62	301	A	UTSA	70 50	
								69	N	Oklahoma St.	72 68	312	H	Evansville	74 51	
								80	H	Memphis	58 48	321	A	A&M-Corpus Christi	75 58	
LAST 12 Division I GAMES:																
		27	N	Oklahoma	59	70		52	A	Kansas	70	65				
		69	N	Oklahoma St.	72	68		8	H	Texas A&M	52	56				
		69	A	Oklahoma St.	47	68		27	A	Oklahoma	60	64				
		54	H	Texas	62	75		48	H	Iowa St.	52	65				
		17	H	Kansas St.	61	56		61	A	Texas Tech	49	76				
		48	A	Iowa St.	59	66		1	H	Baylor	41	71				

Non-Div I Games:

Missouri

■ Loss,
■ Non-Conf, S Site,
■ Home
■ Away
N Neutral

Average RPI Win:	170	WON-LOST	WINNING	LAST 12	STRENGTH OF	OPP. STRENGTH	TEAM	ADJ.	CONF.	ADJ CONF.
Average RPI Loss:	108	RECORD	PCT. RANK	GAMES	SCHEDULE	OF SCHEDULE	RPI	RPI	RPI	RPI
DIV. I ONLY	22- 8	44	10- 2	124	98	56	56	10	10	
DIV. I NON-CONF.	7- 3	85	0- 0	129	59	79	79	10	10	
TOTALS	RPI 1-25	RPI 26-50	W-L RECORDS	RPI 51-100	RPI 101-150	RPI 150+				
22- 8	0- 2	0- 0	OVERALL	5- 2	8- 2	9- 2				
12- 2	0- 1	0- 0	HOME	3- 0	3- 1	6- 0				
9- 5	0- 1	0- 0	AWAY	2- 1	4- 1	3- 2				
1- 1	0- 0	0- 0	NEUTRAL	0- 1	1- 0	0- 0				
7- 3	0- 2	0- 0	NON-CONFERENCE	1- 1	1- 0	5- 0				
4- 1	0- 1	0- 0	HOME	1- 0	0- 0	3- 0				
3- 2	0- 1	0- 0	AWAY	0- 1	1- 0	2- 0				
0- 0	0- 0	0- 0	NEUTRAL	0- 0	0- 0	0- 0				
15- 5	0- 0	0- 0	CONFERENCE	4- 1	7- 2	4- 2				
8- 1	0- 0	0- 0	HOME	2- 0	3- 1	3- 0				
6- 3	0- 0	0- 0	AWAY	2- 0	3- 1	1- 2				
1- 1	0- 0	0- 0	NEUTRAL	0- 1	1- 0	0- 0				

RPI 1-25				RPI 26-50				RPI 51-100 Team's RPI: 56				RPI 101+			
RPI	S	Opponent	Score	RPI	S	Opponent	Score	RPI	S	Opponent	Score	RPI	S	Opponent	Score
17	A	Kansas St.	63 65					69	A	Oklahoma St.	57 80	111	A	Wichita St.	51 53
23	H	Louisville	64 73					70	A	Creighton	63 55	111	H	Wichita St.	85 67
								70	H	Creighton	70 60	116	A	Oral Roberts	85 79
								70	N	Creighton	47 56	137	A	Drake	69 66
								94	H	UALR	73 50	137	H	Drake	78 46
								100	A	Illinois St.	80 76	142	A	Indiana St.	68 58
								100	H	Illinois St.	83 68	142	H	Indiana St.	84 70
												145	A	Bradley	79 70
												145	H	Bradley	69 86
												145	N	Bradley	58 54
												151	A	UNI	54 62
												151	H	UNI	80 68
												171	A	Louisiana Tech	78 65
												208	H	North Texas	78 67
												230	A	Arkansas St.	77 68
												272	H	East Tenn. St.	81 70
												276	A	Southern Ill.	72 78
												276	H	Southern Ill.	81 61
												298	H	Morgan St.	104 74
												312	A	Evansville	74 49
												312	H	Evansville	76 62
LAST 12 Division I GAMES:															
				70	N	Creighton	47 56	276	H	Southern Ill.	81 61				
				145	N	Bradley	58 54	312	H	Evansville	76 62				
				145	H	Bradley	69 86	111	H	Wichita St.	85 67				
				151	H	UNI	80 68	70	A	Creighton	63 55				
				100	A	Illinois St.	80 76	137	A	Drake	69 66				
				142	A	Indiana St.	68 58	100	H	Illinois St.	83 68				

Non-Div I Games:

Missouri St.

■ Loss,
 ■ Non-Conf,
 ■ S Site,
 ■ Home
 ■ A Away
 N Neutral

Average RPI Win:	203	WON-LOST	WINNING	LAST 12	STRENGTH OF	OPP. STRENGTH	TEAM	ADJ.	CONF.	ADJ CONF.
Average RPI Loss:	151	RECORD	PCT. RANK	GAMES	SCHEDULE	OF SCHEDULE	RPI	RPI	RPI	RPI
DIV. I ONLY	19- 13	114	8- 4	171	184	130	130	15	15	
DIV. I NON-CONF.	5- 6	191	0- 0	217	131	208	208	22	22	
TOTALS	RPI 1-25	RPI 26-50	W-L RECORDS	RPI 51-100	RPI 101-150	RPI 150+				
19- 13	0- 0	1- 1	OVERALL	2- 3	4- 2	12- 7				
11- 4	0- 0	1- 0	HOME	1- 1	3- 1	6- 2				
6- 9	0- 0	0- 1	AWAY	1- 2	1- 1	4- 5				
2- 0	0- 0	0- 0	NEUTRAL	0- 0	0- 0	2- 0				
5- 6	0- 0	1- 1	NON-CONFERENCE	0- 1	0- 1	4- 3				
3- 2	0- 0	1- 0	HOME	0- 0	0- 1	2- 1				
0- 4	0- 0	0- 1	AWAY	0- 1	0- 0	0- 2				
2- 0	0- 0	0- 0	NEUTRAL	0- 0	0- 0	2- 0				
14- 7	0- 0	0- 0	CONFERENCE	2- 2	4- 1	8- 4				
8- 2	0- 0	0- 0	HOME	1- 1	3- 0	4- 1				
6- 5	0- 0	0- 0	AWAY	1- 1	1- 1	4- 3				
0- 0	0- 0	0- 0	NEUTRAL	0- 0	0- 0	0- 0				

RPI S	Opponent	Score	RPI S	Opponent	Score	RPI S	Opponent	Score	RPI S	Opponent	Score	Team's RPI: 130
30	A Georgetown	44 64	60	A Sacred Heart	48 58	113	A LIU Brooklyn	67 57				
40	H Villanova	49 48	60	H Sacred Heart	70 50	113	H LIU Brooklyn	55 54				
			84	A Quinnipiac	69 66	113	H LIU Brooklyn	68 56				
			84	H Quinnipiac	63 75	123	H UMBC	64 68				
			88	A Wake Forest	54 88	140	A Robert Morris	54 57				
						140	H Robert Morris	75 66				
						157	A Saint Francis (PA)	69 82				
						157	H Saint Francis (PA)	66 45				
						182	H Winthrop	54 88				
						191	N Lehigh	75 73				
						194	A Manhattan	59 71				
						197	A Mt. St. Mary's	56 60				
						197	H Mt. St. Mary's	59 52				
						216	A Central Conn. St.	59 56				
						222	A East Carolina	52 75				
						239	A Fairleigh Dickinson	64 60				
						239	H Fairleigh Dickinson	64 72				
						244	A Bryant	49 55				
						253	H Norfolk St.	69 62				
						300	N Lafayette	58 54				
						317	H Saint Peter's	73 64				
						327	A St. Francis (NY)	53 44				
						327	H St. Francis (NY)	66 61				
						336	A Wagner	70 54				
						336	H Wagner	65 42				
LAST 12 Division I GAMES:												
60	A Sacred Heart	48 58	336	A Wagner	70 54							
84	A Quinnipiac	69 66	239	A Fairleigh Dickinson	64 60							
113	H LIU Brooklyn	68 56	239	H Fairleigh Dickinson	64 72							
327	H St. Francis (NY)	66 61	60	H Sacred Heart	70 50							
113	H LIU Brooklyn	55 54	84	H Quinnipiac	63 75							
197	A Mt. St. Mary's	56 60	216	A Central Conn. St.	59 56							

Non-Div I Games:

Monmouth

■ Loss,
 ■ Non-Conf,
 ■ S Site,
 ■ Home
 ■ A Away
 N Neutral

Montana

Through Games Of Sunday, March 11, 2012

Average RPI Win:	219	WON-LOST	WINNING	LAST 12	STRENGTH OF	OPP. STRENGTH	TEAM	ADJ.	CONF.	ADJ CONF.
Average RPI Loss:	136	RECORD	PCT. RANK	GAMES	SCHEDULE	OF SCHEDULE	RPI	RPI	RPI	RPI
DIV. I ONLY	14- 14	163	6- 6	158	171	168	168	17	17	
DIV. I NON-CONF.	5- 6	191	0- 0	103	179	171	171	15	15	
TOTALS	RPI 1-25	RPI 26-50	W-L RECORDS	RPI 51-100	RPI 101-150	RPI 150+				
14- 14	0- 1	0- 0	OVERALL	0- 3	3- 5	11- 5				
9- 4	0- 0	0- 0	HOME	0- 1	2- 1	7- 2				
5- 7	0- 1	0- 0	AWAY	0- 1	1- 2	4- 3				
0- 3	0- 0	0- 0	NEUTRAL	0- 1	0- 2	0- 0				
5- 6	0- 1	0- 0	NON-CONFERENCE	0- 1	1- 2	4- 2				
4- 1	0- 0	0- 0	HOME	0- 0	1- 0	3- 1				
1- 3	0- 1	0- 0	AWAY	0- 0	0- 1	1- 1				
0- 2	0- 0	0- 0	NEUTRAL	0- 1	0- 1	0- 0				
9- 8	0- 0	0- 0	CONFERENCE	0- 2	2- 3	7- 3				
5- 3	0- 0	0- 0	HOME	0- 1	1- 1	4- 1				
4- 4	0- 0	0- 0	AWAY	0- 1	1- 1	3- 2				
0- 1	0- 0	0- 0	NEUTRAL	0- 0	0- 1	0- 0				

RPI 1-25				RPI 26-50				RPI 51-100				RPI 101+ Team's RPI: 168			
RPI	S	Opponent	Score	RPI	S	Opponent	Score	RPI	S	Opponent	Score	RPI	S	Opponent	Score
21	A	Gonzaga	54 70					51	N	St. Mary's (CA)	65 67	104	N	Samford	45 59
								67	A	Idaho St.	48 54	110	A	Northern Colo.	42 59
								67	H	Idaho St.	51 58	110	H	Northern Colo.	54 56
												128	A	Denver	52 53
												136	A	Montana St.	61 54
												136	H	Montana St.	77 59
												136	N	Montana St.	59 68
												148	H	Utah St.	61 60
												161	A	Eastern Wash.	53 46
												161	H	Eastern Wash.	57 67
												183	A	Portland	46 55
												189	H	North Dakota	60 39
												192	A	Portland St.	52 60
												192	H	Portland St.	78 56
												195	H	Southern Miss.	79 64
												226	A	Wyoming	69 59
												232	A	Sacramento St.	88 79
												232	H	Sacramento St.	79 54
												260	H	Idaho	64 57
												279	H	CSU Bakersfield	56 64
												295	A	Northern Ariz.	70 74
												295	H	Northern Ariz.	60 48
												333	A	Weber St.	62 52
												333	H	Weber St.	77 70
LAST 12 Division I GAMES:															
				136	N	Montana St.	59 68					232	H	Sacramento St.	79 54
				295	A	Northern Ariz.	70 74					67	A	Idaho St.	48 54
				192	A	Portland St.	52 60					136	A	Montana St.	61 54
				136	H	Montana St.	77 59					192	H	Portland St.	78 56
				333	A	Weber St.	62 52					161	H	Eastern Wash.	57 67
				110	H	Northern Colo.	54 56					232	A	Sacramento St.	88 79

Non-Div I Games: Montana Western 70 50 Montana Tech 76 45

Montana

Loss, Non-Conf, S Site, H Home A Away N Neutral

Average RPI Win:	205	WON-LOST	WINNING	LAST 12	STRENGTH OF	OPP. STRENGTH	TEAM	ADJ.	CONF.	ADJ CONF.
Average RPI Loss:	132	RECORD	PCT. RANK	GAMES	SCHEDULE	OF SCHEDULE	RPI	RPI	RPI	RPI
DIV. I ONLY	17- 11	108	7- 5	180	148	136	136	17	17	
DIV. I NON-CONF.	6- 4	117	0- 0	122	119	104	104	15	15	
TOTALS	RPI 1-25	RPI 26-50	W-L RECORDS	RPI 51-100	RPI 101-150	RPI 150+				
17- 11	0- 1	0- 0	OVERALL	1- 2	3- 2	13- 6				
7- 4	0- 0	0- 0	HOME	0- 1	2- 0	5- 3				
8- 3	0- 0	0- 0	AWAY	1- 1	1- 0	6- 2				
2- 4	0- 1	0- 0	NEUTRAL	0- 0	0- 2	2- 1				
6- 4	0- 1	0- 0	NON-CONFERENCE	0- 1	1- 1	5- 1				
3- 0	0- 0	0- 0	HOME	0- 0	1- 0	2- 0				
2- 1	0- 0	0- 0	AWAY	0- 1	0- 0	2- 0				
1- 3	0- 1	0- 0	NEUTRAL	0- 0	0- 1	1- 1				
11- 7	0- 0	0- 0	CONFERENCE	1- 1	2- 1	8- 5				
4- 4	0- 0	0- 0	HOME	0- 1	1- 0	3- 3				
6- 2	0- 0	0- 0	AWAY	1- 0	1- 0	4- 2				
1- 1	0- 0	0- 0	NEUTRAL	0- 0	0- 1	1- 0				

RPI 1-25				RPI 26-50				RPI 51-100				RPI 101+				Team's RPI: 136	
RPI	S	Opponent	Score	RPI	S	Opponent	Score	RPI	S	Opponent	Score	RPI	S	Opponent	Score		
25	N	Georgia	49 63					67	A	Idaho St.	79 67	110	A	Northern Colo.	52 51		
								67	H	Idaho St.	58 59	110	H	Northern Colo.	58 50		
								83	A	Oregon St.	53 83	110	N	Northern Colo.	43 51		
												115	N	Illinois	56 68		
												148	H	Utah St.	78 61		
												161	A	Eastern Wash.	73 79		
												161	H	Eastern Wash.	52 66		
												164	N	Wisconsin	61 71		
												168	A	Montana	59 77		
												168	H	Montana	54 61		
												168	N	Montana	68 59		
												183	A	Portland	66 53		
												185	H	Colorado St.	87 69		
												189	A	North Dakota	67 63		
												189	H	North Dakota	70 54		
												192	A	Portland St.	95 83		
												192	H	Portland St.	70 50		
												232	A	Sacramento St.	76 71		
												232	H	Sacramento St.	76 77		
												257	N	Valparaiso	71 55		
												295	A	Northern Ariz.	83 78		
												295	H	Northern Ariz.	77 65		
												333	A	Weber St.	84 55		
												333	H	Weber St.	64 61		
LAST 12 Division I GAMES:																	
				110	N	Northern Colo.	43 51					110	H	Northern Colo.	58 50		
				168	N	Montana	68 59					168	H	Montana	54 61		
				333	A	Weber St.	84 55					67	A	Idaho St.	79 67		
				168	A	Montana	59 77					161	H	Eastern Wash.	52 66		
				295	A	Northern Ariz.	83 78					192	H	Portland St.	70 50		
				232	H	Sacramento St.	76 77					110	A	Northern Colo.	52 51		

Non-Div I Games: Col. of Idaho 99 50 Montana Western 83 50

Montana St.

Loss, Non-Conf, S Site, H Home A Away N Neutral

Average RPI Win:	241	WON-LOST	WINNING	LAST 12	STRENGTH OF	OPP. STRENGTH	TEAM	ADJ.	CONF.	ADJ CONF.
Average RPI Loss:	208	RECORD	PCT. RANK	GAMES	SCHEDULE	OF SCHEDULE	RPI	RPI	RPI	RPI
DIV. I ONLY	10- 19	257	3- 9	307	304	297	297	31	31	
DIV. I NON-CONF.	3- 9	275	0- 0	232	172	306	306	32	32	
TOTALS	RPI 1-25	RPI 26-50	W-L RECORDS	RPI 51-100	RPI 101-150	RPI 150+				
10- 19	0- 1	0- 0	OVERALL	0- 2	2- 2	8- 14				
7- 7	0- 1	0- 0	HOME	0- 1	2- 1	5- 4				
3- 10	0- 0	0- 0	AWAY	0- 1	0- 1	3- 8				
0- 2	0- 0	0- 0	NEUTRAL	0- 0	0- 0	0- 2				
3- 9	0- 1	0- 0	NON-CONFERENCE	0- 2	1- 0	2- 6				
3- 3	0- 1	0- 0	HOME	0- 1	1- 0	2- 1				
0- 5	0- 0	0- 0	AWAY	0- 1	0- 0	0- 4				
0- 1	0- 0	0- 0	NEUTRAL	0- 0	0- 0	0- 1				
7- 10	0- 0	0- 0	CONFERENCE	0- 0	1- 2	6- 8				
4- 4	0- 0	0- 0	HOME	0- 0	1- 1	3- 3				
3- 5	0- 0	0- 0	AWAY	0- 0	0- 1	3- 4				
0- 1	0- 0	0- 0	NEUTRAL	0- 0	0- 0	0- 1				

RPI 1-25				RPI 26-50				RPI 51-100				RPI 101+ Team's RPI: 297			
RPI	S	Opponent	Score	RPI	S	Opponent	Score	RPI	S	Opponent	Score	RPI	S	Opponent	Score
9	H	Kentucky	60 96					81	A	Duquesne	53 86	105	H	UT Martin	61 81
								99	H	UAB	47 70	120	A	Eastern Ill.	58 78
												120	H	Eastern Ill.	59 57
												140	H	Robert Morris	75 69
												160	H	Wright St.	78 63
												165	A	SIU Edwardsville	73 70
												165	H	SIU Edwardsville	70 72
												174	H	Marshall	66 83
												203	A	Xavier	66 71
												214	A	Tennessee Tech	50 68
												214	H	Tennessee Tech	53 57
												258	H	Ohio	62 57
												260	N	Idaho	45 71
												272	A	East Tenn. St.	57 68
												273	A	Eastern Ky.	68 78
												273	H	Eastern Ky.	68 58
												277	A	New Mexico	52 69
												290	A	Austin Peay	81 88
												290	H	Austin Peay	74 67
												290	N	Austin Peay	83 84
												294	H	Murray St.	78 81
												299	A	Kent St.	64 65
												305	A	Tennessee St.	80 86
												323	A	Southeast Mo. St.	61 57
												340	A	Jacksonville St.	68 52
												340	H	Jacksonville St.	79 60
LAST 12 Division I GAMES:															
290	N	Austin Peay	83 84	165	A	SIU Edwardsville	73 70								
165	H	SIU Edwardsville	70 72	120	A	Eastern Ill.	58 78								
120	H	Eastern Ill.	59 57	294	H	Murray St.	78 81								
290	A	Austin Peay	81 88	214	H	Tennessee Tech	53 57								
340	H	Jacksonville St.	79 60	105	H	UT Martin	61 81								
273	A	Eastern Ky.	68 78	305	A	Tennessee St.	80 86								

Non-Div I Games:

Morehead St.

■ Loss,
 ■ Non-Conf,
 ■ S Site,
 ■ Home
 ■ A Away
 N Neutral

Average RPI Win:	295	WON-LOST	WINNING	LAST 12	STRENGTH OF	OPP. STRENGTH	TEAM	ADJ.	CONF.	ADJ CONF.
Average RPI Loss:	165	RECORD	PCT. RANK	GAMES	SCHEDULE	OF SCHEDULE	RPI	RPI	RPI	RPI
DIV. I ONLY	6- 24	313	2- 10	247	258	298	298	28	28	
DIV. I NON-CONF.	3- 10	283	0- 0	183	161	213	213	26	26	
TOTALS	RPI 1-25	RPI 26-50	W-L RECORDS	RPI 51-100	RPI 101-150	RPI 150+				
6- 24	0- 1	0- 1	OVERALL	0- 4	0- 8	6- 10				
2- 6	0- 0	0- 0	HOME	0- 2	0- 1	2- 3				
4- 15	0- 1	0- 1	AWAY	0- 2	0- 6	4- 5				
0- 3	0- 0	0- 0	NEUTRAL	0- 0	0- 1	0- 2				
3- 10	0- 1	0- 1	NON-CONFERENCE	0- 1	0- 5	3- 2				
0- 0	0- 0	0- 0	HOME	0- 0	0- 0	0- 0				
3- 8	0- 1	0- 1	AWAY	0- 1	0- 4	3- 1				
0- 2	0- 0	0- 0	NEUTRAL	0- 0	0- 1	0- 1				
3- 14	0- 0	0- 0	CONFERENCE	0- 3	0- 3	3- 8				
2- 6	0- 0	0- 0	HOME	0- 2	0- 1	2- 3				
1- 7	0- 0	0- 0	AWAY	0- 1	0- 2	1- 4				
0- 1	0- 0	0- 0	NEUTRAL	0- 0	0- 0	0- 1				

RPI 1-25				RPI 26-50				RPI 51-100				RPI 101+				Team's RPI: 298	
RPI	S	Opponent	Score	RPI	S	Opponent	Score	RPI	S	Opponent	Score	RPI	S	Opponent	Score		
16	A	St. Bonaventure	55 79	33	A	Arkansas	50 81	53	H	Howard	55 64	107	A	Cincinnati	60 64		
								56	A	Missouri St.	74 104	112	N	VCU	52 73		
								62	A	Hampton	60 74	118	A	Northwestern	74 87		
								62	H	Hampton	51 83	123	A	UMBC	50 72		
												131	A	Coppin St.	62 68		
												131	H	Coppin St.	77 80		
												133	A	FIU	60 77		
												144	A	Florida A&M	57 88		
												159	N	Holy Cross	66 73		
												215	A	Md.-East. Shore	58 74		
												215	H	Md.-East. Shore	57 75		
												243	A	George Washington	73 68		
												253	A	Norfolk St.	75 68		
												253	H	Norfolk St.	75 76		
												266	H	N.C. A&T	85 83		
												266	N	N.C. A&T	53 66		
												280	A	South Carolina St.	71 84		
												318	A	Delaware St.	60 67		
												318	H	Delaware St.	53 67		
												324	A	Savannah St.	60 69		
												328	A	Stony Brook	48 65		
												330	A	Bucknell	54 52		
												339	A	Columbia	70 66		
												341	H	N.C. Central	64 59		
LAST 12 Division I GAMES:																	
266	N	N.C. A&T	53 66	215	H	Md.-East. Shore	57 75										
144	A	Florida A&M	57 88	53	H	Howard	55 64										
318	A	Delaware St.	60 67	131	H	Coppin St.	77 80										
215	A	Md.-East. Shore	58 74	62	A	Hampton	60 74										
131	A	Coppin St.	62 68	253	A	Norfolk St.	75 68										
318	H	Delaware St.	53 67	341	H	N.C. Central	64 59										

Non-Div I Games:

Morgan St.

■ Loss,
■ Non-Conf,
■ S Site,
■ H Home
■ A Away
N Neutral

Mt. St. Mary's

Through Games Of Sunday, March 11, 2012

Average RPI Win:	240	WON-LOST	WINNING	LAST 12	STRENGTH OF	OPP. STRENGTH	TEAM	ADJ.	CONF.	ADJ CONF.
Average RPI Loss:	147	RECORD	PCT. RANK	GAMES	SCHEDULE	OF SCHEDULE	RPI	RPI	RPI	RPI
DIV. I ONLY	14- 16	186	7- 5	214	227	197	197	15	15	
DIV. I NON-CONF.	4- 7	229	0- 0	190	222	234	234	22	22	
TOTALS	RPI 1-25	RPI 26-50	W-L RECORDS	RPI 51-100	RPI 101-150	RPI 150+				
14- 16	0- 0	0- 1	OVERALL	0- 4	3- 4	11- 7				
10- 4	0- 0	0- 0	HOME	0- 1	3- 0	7- 3				
4- 12	0- 0	0- 1	AWAY	0- 3	0- 4	4- 4				
0- 0	0- 0	0- 0	NEUTRAL	0- 0	0- 0	0- 0				
4- 7	0- 0	0- 1	NON-CONFERENCE	0- 1	0- 2	4- 3				
3- 2	0- 0	0- 0	HOME	0- 1	0- 0	3- 1				
1- 5	0- 0	0- 1	AWAY	0- 0	0- 2	1- 2				
0- 0	0- 0	0- 0	NEUTRAL	0- 0	0- 0	0- 0				
10- 9	0- 0	0- 0	CONFERENCE	0- 3	3- 2	7- 4				
7- 2	0- 0	0- 0	HOME	0- 0	3- 0	4- 2				
3- 7	0- 0	0- 0	AWAY	0- 3	0- 2	3- 2				
0- 0	0- 0	0- 0	NEUTRAL	0- 0	0- 0	0- 0				

RPI S	Opponent	Score	RPI S	Opponent	Score	RPI S	Opponent	Score	RPI S	Opponent	Score	Team's RPI: 197
39	A West Virginia	32 94	53	H Howard	55 67	108	A Towson	70 71				
			60	A Sacred Heart	54 72	113	A LIU Brooklyn	45 69				
			84	A Quinnipiac	73 89	113	H LIU Brooklyn	44 43				
			84	A Quinnipiac	61 65	130	A Monmouth	52 59				
						130	H Monmouth	60 56				
						140	H Robert Morris	80 75				
						143	A American	62 77				
						157	H Saint Francis (PA)	51 59				
						184	H Navy	52 45				
						193	H Loyola Maryland	59 54				
						199	A Pittsburgh	45 58				
						215	A Md.-East. Shore	63 44				
						216	A Central Conn. St.	68 72				
						216	H Central Conn. St.	63 73				
						220	A Binghamton	43 52				
						239	A Fairleigh Dickinson	58 63				
						239	H Fairleigh Dickinson	62 51				
						244	A Bryant	71 63				
						244	H Bryant	66 61				
						288	H Rider	44 53				
						327	A St. Francis (NY)	49 46				
						327	H St. Francis (NY)	70 48				
						330	H Bucknell	58 46				
						336	A Wagner	71 48				
						336	H Wagner	68 60				
LAST 12 Division I GAMES:												
84	A Quinnipiac	61 65	336	A Wagner	71 48							
216	A Central Conn. St.	68 72	140	H Robert Morris	80 75							
244	A Bryant	71 63	157	H Saint Francis (PA)	51 59							
130	H Monmouth	60 56	84	A Quinnipiac	73 89							
239	H Fairleigh Dickinson	62 51	60	A Sacred Heart	54 72							
336	H Wagner	68 60	327	A St. Francis (NY)	49 46							

Non-Div I Games:

Mt. St. Mary's

■ Loss,
 ■ Non-Conf,
 ■ S Site,
 ■ Home
 ■ A Away
 N Neutral

Average RPI Win: 282		WON-LOST	WINNING	LAST 12	STRENGTH OF	OPP. STRENGTH	TEAM	ADJ.	CONF.	ADJ CONF.
Average RPI Loss: 201		RECORD	PCT. RANK	GAMES	SCHEDULE	OF SCHEDULE	RPI	RPI	RPI	RPI
DIV. I ONLY		12- 18	228	5- 7	339	280	294	294	31	31
DIV. I NON-CONF.		3- 9	275	0- 1	341	129	338	338	32	32
TOTALS	RPI 1-25		RPI 26-50		W-L RECORDS	RPI 51-100	RPI 101-150		RPI 150+	
12- 18	0- 1		0- 0		OVERALL	0- 0	0- 5		12- 12	
7- 4	0- 0		0- 0		HOME	0- 0	0- 2		7- 2	
4- 12	0- 1		0- 0		AWAY	0- 0	0- 2		4- 9	
1- 2	0- 0		0- 0		NEUTRAL	0- 0	0- 1		1- 1	
3- 9	0- 1		0- 0		NON-CONFERENCE	0- 0	0- 0		3- 8	
3- 0	0- 0		0- 0		HOME	0- 0	0- 0		3- 0	
0- 8	0- 1		0- 0		AWAY	0- 0	0- 0		0- 7	
0- 1	0- 0		0- 0		NEUTRAL	0- 0	0- 0		0- 1	
9- 9	0- 0		0- 0		CONFERENCE	0- 0	0- 5		9- 4	
4- 4	0- 0		0- 0		HOME	0- 0	0- 2		4- 2	
4- 4	0- 0		0- 0		AWAY	0- 0	0- 2		4- 2	
1- 1	0- 0		0- 0		NEUTRAL	0- 0	0- 1		1- 0	

[illegible]

Non-Div I Games:	Mid-Continent	103	48
------------------	---------------	-----	----

Murray St.

Loss, Non-Conf, S Site, H Home A Away N Neutral

RPI	S	Opponent	Score	
323	A	Southeast Mo. St.	80	75
323	H	Southeast Mo. St.	63	62
340	H	Jacksonville St.	73	57

M
u
r
r
a
y
S
t
.

M
u
r
r
a
y
S
t
.

Murray St.

Average RPI Win:	280	WON-LOST	WINNING	LAST 12	STRENGTH OF	OPP. STRENGTH	TEAM	ADJ.	CONF.	ADJ CONF.
Average RPI Loss:	165	RECORD	PCT. RANK	GAMES	SCHEDULE	OF SCHEDULE	RPI	RPI	RPI	RPI
DIV. I ONLY	13- 16	199	8- 4	330	276	266	266	28	28	
DIV. I NON-CONF.	3- 8	269	0- 0	200	116	278	278	26	26	
TOTALS	RPI 1-25	RPI 26-50	W-L RECORDS	RPI 51-100	RPI 101-150	RPI 150+				
13- 16	0- 1	0- 0	OVERALL	1- 3	0- 5	12- 7				
8- 4	0- 0	0- 0	HOME	1- 1	0- 1	7- 2				
4- 10	0- 1	0- 0	AWAY	0- 1	0- 3	4- 5				
1- 2	0- 0	0- 0	NEUTRAL	0- 1	0- 1	1- 0				
3- 8	0- 1	0- 0	NON-CONFERENCE	1- 2	0- 1	2- 4				
3- 1	0- 0	0- 0	HOME	1- 1	0- 0	2- 0				
0- 6	0- 1	0- 0	AWAY	0- 0	0- 1	0- 4				
0- 1	0- 0	0- 0	NEUTRAL	0- 1	0- 0	0- 0				
10- 8	0- 0	0- 0	CONFERENCE	0- 1	0- 4	10- 3				
5- 3	0- 0	0- 0	HOME	0- 0	0- 1	5- 2				
4- 4	0- 0	0- 0	AWAY	0- 1	0- 2	4- 1				
1- 1	0- 0	0- 0	NEUTRAL	0- 0	0- 1	1- 0				

RPI 1-25				RPI 26-50				RPI 51-100				RPI 101+ Team's RPI: 266			
RPI	S	Opponent	Score	RPI	S	Opponent	Score	RPI	S	Opponent	Score	RPI	S	Opponent	Score
14	A	Georgia Tech	57 74					53	A	Howard	57 65	131	A	Coppin St.	63 85
								63	N	Michigan St.	60 113	131	N	Coppin St.	74 78
								77	H	UNC Wilmington	63 90	134	A	Charlotte	63 87
								96	H	Liberty	81 74	144	A	Florida A&M	63 68
												144	H	Florida A&M	68 70
												180	A	Old Dominion	58 71
												215	H	Md.-East. Shore	53 50
												227	A	William & Mary	68 74
												229	A	Iona	69 85
												242	H	Siena	67 53
												247	H	Clemson	76 66
												253	H	Norfolk St.	51 54
												280	A	South Carolina St.	101 61
												280	H	South Carolina St.	68 71
												283	A	Wofford	61 68
												298	A	Morgan St.	83 85
												298	N	Morgan St.	66 53
												306	A	Bethune-Cookman	63 60
												306	H	Bethune-Cookman	69 54
												318	H	Delaware St.	57 49
												324	A	Savannah St.	88 74
												324	H	Savannah St.	69 45
												341	A	N.C. Central	84 74
												341	H	N.C. Central	66 45
LAST 12 Division I GAMES:															
				131	N	Coppin St.	74 78					324	H	Savannah St.	69 45
				298	N	Morgan St.	66 53					280	H	South Carolina St.	68 71
				253	H	Norfolk St.	51 54					144	A	Florida A&M	63 68
				324	A	Savannah St.	88 74					306	A	Bethune-Cookman	63 60
				280	A	South Carolina St.	101 61					318	H	Delaware St.	57 49
				341	H	N.C. Central	66 45					215	H	Md.-East. Shore	53 50

Non-Div I Games: Virginia Union 103 61 Johnson C. Smith 71 61

N.C. A&T

Loss, Non-Conf, S Site, H Home A Away N Neutral

N.C. Central

Through Games Of Sunday, March 11, 2012

Average RPI Win:	324	WON-LOST	WINNING	LAST 12	STRENGTH OF	OPP. STRENGTH	TEAM	ADJ.	CONF.	ADJ CONF.
Average RPI Loss:	218	RECORD	PCT. RANK	GAMES	SCHEDULE	OF SCHEDULE	RPI	RPI	RPI	RPI
DIV. I ONLY	1- 27	339	1- 11	327	315	341	341	28	28	
DIV. I NON-CONF.	0- 11	337	0- 0	327	248	342	342	26	26	
TOTALS	RPI 1-25	RPI 26-50	W-L RECORDS	RPI 51-100	RPI 101-150	RPI 150+				
1- 27	0- 0	0- 1	OVERALL	0- 3	0- 4	1- 19				
1- 11	0- 0	0- 0	HOME	0- 1	0- 1	1- 9				
0- 15	0- 0	0- 1	AWAY	0- 2	0- 2	0- 10				
0- 1	0- 0	0- 0	NEUTRAL	0- 0	0- 1	0- 0				
0- 11	0- 0	0- 1	NON-CONFERENCE	0- 1	0- 0	0- 9				
0- 4	0- 0	0- 0	HOME	0- 0	0- 0	0- 4				
0- 7	0- 0	0- 1	AWAY	0- 1	0- 0	0- 5				
0- 0	0- 0	0- 0	NEUTRAL	0- 0	0- 0	0- 0				
1- 16	0- 0	0- 0	CONFERENCE	0- 2	0- 4	1- 10				
1- 7	0- 0	0- 0	HOME	0- 1	0- 1	1- 5				
0- 8	0- 0	0- 0	AWAY	0- 1	0- 2	0- 5				
0- 1	0- 0	0- 0	NEUTRAL	0- 0	0- 1	0- 0				

RPI 1-25	RPI 26-50	RPI 51-100	RPI 101+	Team's RPI: 341
RPI S Opponent Score	RPI S Opponent Score	RPI S Opponent Score	RPI S Opponent Score	Score
	39 A West Virginia 24 97	53 A Howard 26 67	131 A Coppin St. 44 84	
		62 H Hampton 35 86	131 N Coppin St. 37 76	
		89 A North Carolina 42 79	144 A Florida A&M 66 102	
			144 H Florida A&M 51 78	
			182 A Winthrop 40 79	
			187 H Campbell 41 59	
			215 H Md.-East. Shore 46 54	
			224 A Virginia Tech 52 70	
			234 H Western Caro. 49 62	
			241 A Presbyterian 48 64	
			247 A Clemson 48 68	
			266 A N.C. A&T 45 66	
			266 H N.C. A&T 74 84	
			280 A South Carolina St. 57 68	
			280 H South Carolina St. 52 78	
			283 A Wofford 58 73	
			298 A Morgan St. 59 64	
			306 A Bethune-Cookman 61 63	
			306 H Bethune-Cookman 54 64	
			308 H UNC Greensboro 53 70	
			318 H Delaware St. 55 66	
			322 H Gardner-Webb 45 56	
			324 A Savannah St. 43 59	
			324 H Savannah St. 50 38	
LAST 12 Division I GAMES:				
131 N Coppin St. 37 76	324 H Savannah St. 50 38			
62 H Hampton 35 86	306 A Bethune-Cookman 61 63			
280 A South Carolina St. 57 68	144 A Florida A&M 66 102			
324 A Savannah St. 43 59	215 H Md.-East. Shore 46 54			
266 A N.C. A&T 45 66	318 H Delaware St. 55 66			
280 H South Carolina St. 52 78	298 A Morgan St. 59 64			

Non-Div I Games: Coker 65 64 Morris 66 58

N.C. Central

Loss, Non-Conf, S Site, H Home A Away N Neutral

Average RPI Win:	300	WON-LOST	WINNING	LAST 12	STRENGTH OF	OPP. STRENGTH	TEAM	ADJ.	CONF.	ADJ CONF.
Average RPI Loss:	227	RECORD	PCT. RANK	GAMES	SCHEDULE	OF SCHEDULE	RPI	RPI	RPI	RPI
DIV. I ONLY	13- 17	207	6- 6	342	339	326	326	33	33	
DIV. I NON-CONF.	6- 12	239	0- 1	333	308	322	322	33	33	
TOTALS	RPI 1-25	RPI 26-50	W-L RECORDS	RPI 51-100	RPI 101-150	RPI 150+				
13- 17	0- 0	0- 0	OVERALL	0- 1	0- 1	13- 15				
7- 7	0- 0	0- 0	HOME	0- 0	0- 0	7- 7				
5- 7	0- 0	0- 0	AWAY	0- 1	0- 1	5- 5				
1- 3	0- 0	0- 0	NEUTRAL	0- 0	0- 0	1- 3				
6- 12	0- 0	0- 0	NON-CONFERENCE	0- 1	0- 1	6- 10				
4- 5	0- 0	0- 0	HOME	0- 0	0- 0	4- 5				
2- 5	0- 0	0- 0	AWAY	0- 1	0- 1	2- 3				
0- 2	0- 0	0- 0	NEUTRAL	0- 0	0- 0	0- 2				
7- 5	0- 0	0- 0	CONFERENCE	0- 0	0- 0	7- 5				
3- 2	0- 0	0- 0	HOME	0- 0	0- 0	3- 2				
3- 2	0- 0	0- 0	AWAY	0- 0	0- 0	3- 2				
1- 1	0- 0	0- 0	NEUTRAL	0- 0	0- 0	1- 1				

RPI 1-25			RPI 26-50			RPI 51-100			RPI 101+ Team's RPI: 326		
RPI	S	Opponent	Score	RPI	S	Opponent	Score	RPI	S	Opponent	Score
						53 A Howard	31 58	121 A Minnesota		47 71	
								184 A Navy		51 67	
								188 N New Hampshire		71 79	
								189 A North Dakota		42 68	
								189 H North Dakota		55 65	
								191 A Lehigh		37 61	
								194 H Manhattan		66 75	
								196 A Penn		52 48	
								223 H Brown		70 66	
								235 N Buffalo		53 66	
								239 H Fairleigh Dickinson		57 68	
								263 A Tex.-Pan American		41 40	
								263 H Tex.-Pan American		61 52	
								278 A Longwood		71 72	
								278 H Longwood		66 69	
								288 H Rider		50 60	
								296 A Utah Valley		48 46	
								296 H Utah Valley		54 61	
								296 N Utah Valley		52 63	
								307 H Colgate		44 54	
								317 H Saint Peter's		66 59	
								318 A Delaware St.		65 49	
								330 H Bucknell		54 53	
								334 A Chicago St.		70 86	
								334 H Chicago St.		69 49	
								336 H Wagner		68 65	
LAST 12 Division I GAMES:											
296 N		Utah Valley	52 63	189 A		North Dakota	42 68				
342 N		Houston Baptist	61 42	296 A		Utah Valley	48 46				
334 H		Chicago St.	69 49	334 A		Chicago St.	70 86				
278 H		Longwood	66 69	296 H		Utah Valley	54 61				
342 H		Houston Baptist	88 28	189 H		North Dakota	55 65				
263 H		Tex.-Pan American	61 52	263 A		Tex.-Pan American	41 40				

Non-Div I Games:

NJIT

■ Loss,
 ■ Non-Conf,
 ■ S Site,
 ■ H Home
 ■ A Away
 N Neutral

RPI	S	Opponent	Score	
342	A	Houston Baptist	69	52
342	H	Houston Baptist	88	28
342	N	Houston Baptist	61	42

NJIT

N
J
I
T

N
J
I
T

Average RPI Win: 261		WON-LOST	WINNING	LAST 12	STRENGTH OF		OPP. STRENGTH	TEAM	ADJ.	CONF.	ADJ CONF.
Average RPI Loss: 156		RECORD	PCT. RANK	GAMES	SCHEDULE		OF SCHEDULE	RPI	RPI	RPI	RPI
DIV. I ONLY		18- 13	119	8- 4	269		300	184	184	29	29
DIV. I NON-CONF.		7- 7	160	0- 0	231		275	217	217	29	29
TOTALS		RPI 1-25	RPI 26-50		W-L RECORDS		RPI 51-100	RPI 101-150		RPI 150+	
18- 13	1- 0	0- 1		OVERALL		0- 2	0- 3		17- 7		
12- 5	1- 0	0- 1		HOME		0- 0	0- 2		11- 2		
6- 7	0- 0	0- 0		AWAY		0- 1	0- 1		6- 5		
0- 1	0- 0	0- 0		NEUTRAL		0- 1	0- 0		0- 0		
7- 7	1- 0	0- 1		NON-CONFERENCE		0- 2	0- 1		6- 3		
6- 2	1- 0	0- 1		HOME		0- 0	0- 1		5- 0		
1- 4	0- 0	0- 0		AWAY		0- 1	0- 0		1- 3		
0- 1	0- 0	0- 0		NEUTRAL		0- 1	0- 0		0- 0		
11- 6	0- 0	0- 0		CONFERENCE		0- 0	0- 2		11- 4		
6- 3	0- 0	0- 0		HOME		0- 0	0- 1		6- 2		
5- 3	0- 0	0- 0		AWAY		0- 0	0- 1		5- 2		
0- 0	0- 0	0- 0		NEUTRAL		0- 0	0- 0		0- 0		

RPI 1-25					
RPI	S	Opponent	Score		
24	H	Princeton	65	52	
RPI 26-50					
RPI	S	Opponent	Score		
47	H	Richmond	39	56	
RPI 51-100					
RPI	S	Opponent	Score		
53	A	Howard	50	60	
75	N	Boston U.	46	48	
RPI 101+					
RPI	S	Opponent	Team's RPI:		184
123	H	UMBC	46	54	
143	A	American	44	49	
143	H	American	52	55	
159	A	Holy Cross	73	56	
159	H	Holy Cross	57	48	
159	H	Holy Cross	38	55	
191	A	Lehigh	48	57	
191	A	Lehigh	64	59	
191	H	Lehigh	46	50	
193	A	Loyola Maryland	38	42	
197	A	Mt. St. Mary's	45	52	
200	A	Fordham	43	47	
227	A	William & Mary	61	58	
242	H	Siena	61	50	
268	A	Army	57	50	
268	H	Army	58	56	
300	A	Lafayette	60	55	
300	H	Lafayette	63	47	
302	H	Air Force	71	59	
307	A	Colgate	60	62	
307	H	Colgate	66	54	
307	H	Colgate	61	52	
314	H	Maine	73	56	
326	H	NJIT	67	51	
330	A	Bucknell	50	49	
330	H	Bucknell	60	51	
LAST 12 Division I GAMES:					
159	H	Holy Cross	57	48	
191	A	Lehigh	64	59	
307	H	Colgate	66	54	
330	H	Bucknell	60	51	
191	A	Lehigh	48	57	
307	A	Colgate	60	62	
143	H	American	52	55	
268	A	Army	57	50	
159	A	Holy Cross	73	56	
300	H	Lafayette	63	47	
330	A	Bucknell	50	49	
191	H	Lehigh	46	50	

Non-Div I Games:

Navy

Loss, Non-Conf, S Site, H Home A Away N Neutral

RPI	S	Opponent	Score
342	H	Houston Baptist	67 31

N
a
v
y

N
a
v
y

Navy

Nebraska

Through Games Of Sunday, March 11, 2012

Average RPI Win: 132		WON-LOST	WINNING	LAST 12	STRENGTH OF		OPP. STRENGTH	TEAM	ADJ.	CONF.	ADJ CONF.
Average RPI Loss: 53		RECORD	PCT. RANK	GAMES	SCHEDULE		OF SCHEDULE	RPI	RPI	RPI	RPI
DIV. I ONLY		24- 8	34	7- 5	50		65	31	31	5	5
DIV. I NON-CONF.		11- 1	11	0- 0	178		145	32	32	5	5
<hr/>											
TOTALS	RPI 1-25	RPI 26-50		W-L RECORDS		RPI 51-100		RPI 101-150		RPI 150+	
24- 8	2- 3	6- 2		OVERALL		2- 1		5- 2		9- 0	
13- 3	0- 1	3- 1		HOME		2- 0		1- 1		7- 0	
8- 4	2- 1	1- 1		AWAY		0- 1		3- 1		2- 0	
3- 1	0- 1	2- 0		NEUTRAL		0- 0		1- 0		0- 0	
11- 1	0- 1	1- 0		NON-CONFERENCE		2- 0		2- 0		6- 0	
8- 0	0- 0	1- 0		HOME		2- 0		0- 0		5- 0	
3- 1	0- 1	0- 0		AWAY		0- 0		2- 0		1- 0	
0- 0	0- 0	0- 0		NEUTRAL		0- 0		0- 0		0- 0	
13- 7	2- 2	5- 2		CONFERENCE		0- 1		3- 2		3- 0	
5- 3	0- 1	2- 1		HOME		0- 0		1- 1		2- 0	
5- 3	2- 0	1- 1		AWAY		0- 1		1- 1		1- 0	
3- 1	0- 1	2- 0		NEUTRAL		0- 0		1- 0		0- 0	

RPI S	Opponent	Score	RPI S	Opponent	Score	Team's RPI: 31	RPI S	Opponent	Score	RPI S	Opponent	Score
14	A Georgia Tech	57 73	26	A Ohio St.	68 82		55	H South Dakota St.	80 71	101	A Florida St.	66 63
15	A Purdue	93 89	26	H Ohio St.	71 57		63	A Michigan St.	53 73	115	A Illinois	67 47
15	N Purdue	70 74	26	N Ohio St.	77 62		70	H Creighton	66 55	118	H Northwestern	51 63
19	A Penn St.	71 63	38	H Southern California	68 50					118	N Northwestern	88 56
19	H Penn St.	73 93	42	A Iowa	77 72					121	A Minnesota	58 64
			42	H Iowa	60 53					121	H Minnesota	64 49
			42	N Iowa	80 68					144	A Florida A&M	72 64
			45	H Michigan	52 63					153	H Mississippi Val.	99 53
										164	A Wisconsin	75 69
										164	H Wisconsin	68 59
										219	H Indiana	62 48
										263	H Tex.-Pan American	65 27
										275	H Vermont	94 41
										295	A Northern Ariz.	97 88
										324	H Savannah St.	70 50
										337	H Ark.-Pine Bluff	95 43
LAST 12 Division I GAMES:												
15	N Purdue	70 74	164	H Wisconsin	68 59							
26	N Ohio St.	77 62	118	H Northwestern	51 63							
42	N Iowa	80 68	121	A Minnesota	58 64							
118	N Northwestern	88 56	45	H Michigan	52 63							
26	H Ohio St.	71 57	15	A Purdue	93 89							
63	A Michigan St.	53 73	115	A Illinois	67 47							

Non-Div I Games:

Nebraska

■ Loss,
 ■ Non-Conf,
 ■ S Site,
 ■ H Home
 ■ A Away
 N Neutral

Average RPI Win: 230		WON-LOST	WINNING	LAST 12	STRENGTH OF	OPP. STRENGTH	TEAM	ADJ.	CONF.	ADJ CONF.
Average RPI Loss: 180		RECORD	PCT. RANK	GAMES	SCHEDULE	OF SCHEDULE	RPI	RPI	RPI	RPI
DIV. I ONLY		6- 23	310	2- 10	195	238	311	311	25	25
DIV. I NON-CONF.		3- 11	290	0- 0	143	208	288	288	23	23
TOTALS	RPI 1-25	RPI 26-50		W-L RECORDS		RPI 51-100	RPI 101-150	RPI 150+		
6- 23	0- 1	0- 1		OVERALL		0- 2	1- 7	5- 12		
4- 10	0- 1	0- 0		HOME		0- 1	1- 5	3- 3		
2- 10	0- 0	0- 1		AWAY		0- 1	0- 1	2- 7		
0- 3	0- 0	0- 0		NEUTRAL		0- 0	0- 1	0- 2		
3- 11	0- 1	0- 1		NON-CONFERENCE		0- 0	1- 4	2- 5		
2- 5	0- 1	0- 0		HOME		0- 0	1- 4	1- 0		
1- 4	0- 0	0- 1		AWAY		0- 0	0- 0	1- 3		
0- 2	0- 0	0- 0		NEUTRAL		0- 0	0- 0	0- 2		
3- 12	0- 0	0- 0		CONFERENCE		0- 2	0- 3	3- 7		
2- 5	0- 0	0- 0		HOME		0- 1	0- 1	2- 3		
1- 6	0- 0	0- 0		AWAY		0- 1	0- 1	1- 4		
0- 1	0- 0	0- 0		NEUTRAL		0- 0	0- 1	0- 0		

RPI 1-25			
RPI	S	Opponent	Score
19	H	Penn St.	65 103
RPI 26-50			
RPI	S	Opponent	Score
36	A	BYU	53 84
RPI 51-100			
RPI	S	Opponent	Score
64	A	Fresno St.	67 85
64	H	Fresno St.	67 85
RPI 101+			
RPI	S	Opponent	Score
113	H	LIU Brooklyn	51 67
122	H	UNLV	63 74
125	H	Pacific	70 75
135	H	Mississippi St.	63 67
139	H	Oregon	76 74
148	A	Utah St.	69 91
148	H	Utah St.	72 84
148	N	Utah St.	66 75
171	A	Louisiana Tech	63 77
171	H	Louisiana Tech	76 72
192	A	Portland St.	73 80
210	H	Butler	71 69
220	N	Binghamton	52 58
237	A	Long Beach St.	58 61
250	A	Hawaii	68 72
250	H	Hawaii	63 72
251	N	North Dakota St.	47 67
260	A	Idaho	76 70
260	H	Idaho	86 87
279	A	CSU Bakersfield	85 76
285	A	Cal St. Fullerton	74 76
289	A	San Jose St.	63 70
289	H	San Jose St.	79 86
320	A	New Mexico St.	50 70
320	H	New Mexico St.	68 56

Non-Div I Games:	Saint Martin's	91	74
------------------	----------------	----	----

Nevada

■ Loss, ■ Non-Conf, S Site, H Home A Away N Neutral

New Hampshire

Through Games Of Sunday, March 11, 2012

Average RPI Win:	264	WON-LOST	WINNING	LAST 12	STRENGTH OF	OPP. STRENGTH	TEAM	ADJ.	CONF.	ADJ CONF.
Average RPI Loss:	124	RECORD	PCT. RANK	GAMES	SCHEDULE	OF SCHEDULE	RPI	RPI	RPI	RPI
DIV. I ONLY	16- 13	140	6- 6	308	211	188	188	16	16	
DIV. I NON-CONF.	7- 5	122	0- 0	323	276	206	206	14	14	
TOTALS	RPI 1-25	RPI 26-50	W-L RECORDS	RPI 51-100	RPI 101-150	RPI 150+				
16- 13	0- 0	0- 1	OVERALL	0- 4	2- 4	14- 4				
6- 6	0- 0	0- 0	HOME	0- 2	2- 1	4- 3				
9- 6	0- 0	0- 1	AWAY	0- 2	0- 2	9- 1				
1- 1	0- 0	0- 0	NEUTRAL	0- 0	0- 1	1- 0				
7- 5	0- 0	0- 1	NON-CONFERENCE	0- 0	0- 1	7- 3				
1- 3	0- 0	0- 0	HOME	0- 0	0- 1	1- 2				
5- 2	0- 0	0- 1	AWAY	0- 0	0- 0	5- 1				
1- 0	0- 0	0- 0	NEUTRAL	0- 0	0- 0	1- 0				
9- 8	0- 0	0- 0	CONFERENCE	0- 4	2- 3	7- 1				
5- 3	0- 0	0- 0	HOME	0- 2	2- 0	3- 1				
4- 4	0- 0	0- 0	AWAY	0- 2	0- 2	4- 0				
0- 1	0- 0	0- 0	NEUTRAL	0- 0	0- 1	0- 0				

RPI 1-25			RPI 26-50			RPI 51-100			RPI 101+			Team's RPI: 188			
RPI	S	Opponent	Score	RPI	S	Opponent	Score	RPI	S	Opponent	Score				
				48	A	Iowa St.	57 71	75	A	Boston U.	39 79	103	A	Hartford	46 64
								75	H	Boston U.	52 63	103	H	Hartford	64 45
								79	A	Albany (NY)	59 68	123	A	UMBC	65 67
								79	H	Albany (NY)	44 60	123	H	UMBC	75 68
												123	N	UMBC	57 59
												129	H	Harvard	62 69
												159	H	Holy Cross	50 61
												178	H	Seton Hall	38 61
												194	H	Manhattan	57 42
												216	A	Central Conn. St.	44 83
												220	A	Binghamton	59 52
												220	H	Binghamton	55 64
												223	A	Brown	62 57
												265	A	Cornell	63 62
												275	A	Vermont	69 63
												275	H	Vermont	58 48
												286	A	Dartmouth	58 53
												314	A	Maine	66 50
												314	H	Maine	65 53
												315	A	Rhode Island	52 33
												326	N	NJIT	79 71
												328	A	Stony Brook	63 46
												328	H	Stony Brook	63 53
												336	A	Wagner	73 72
LAST 12 Division I GAMES:															
				123	N	UMBC	57 59	79	A	Albany (NY)	59 68				
				220	A	Binghamton	59 52	103	A	Hartford	46 64				
				314	H	Maine	65 53	123	H	UMBC	75 68				
				328	A	Stony Brook	63 46	314	A	Maine	66 50				
				75	H	Boston U.	52 63	220	H	Binghamton	55 64				
				275	H	Vermont	58 48	75	A	Boston U.	39 79				

Non-Div I Games:

New Hampshire

Loss, Non-Conf, S Site, H Home A Away N Neutral

New Mexico

Through Games Of Sunday, March 11, 2012

Average RPI Win:	268	WON-LOST	WINNING	LAST 12	STRENGTH OF	OPP. STRENGTH	TEAM	ADJ.	CONF.	ADJ CONF.
Average RPI Loss:	156	RECORD	PCT. RANK	GAMES	SCHEDULE	OF SCHEDULE	RPI	RPI	RPI	RPI
DIV. I ONLY	10- 20	261	5- 7	256	225	277	277	23	23	
DIV. I NON-CONF.	5- 8	221	0- 0	318	182	301	301	24	24	
TOTALS	RPI 1-25	RPI 26-50	W-L RECORDS	RPI 51-100	RPI 101-150	RPI 150+				
10- 20	0- 0	0- 2	OVERALL	0- 4	1- 4	9- 10				
5- 10	0- 0	0- 2	HOME	0- 1	0- 3	5- 4				
4- 9	0- 0	0- 0	AWAY	0- 2	1- 1	3- 6				
1- 1	0- 0	0- 0	NEUTRAL	0- 1	0- 0	1- 0				
5- 8	0- 0	0- 2	NON-CONFERENCE	0- 1	0- 2	5- 3				
3- 5	0- 0	0- 2	HOME	0- 0	0- 2	3- 1				
2- 3	0- 0	0- 0	AWAY	0- 1	0- 0	2- 2				
0- 0	0- 0	0- 0	NEUTRAL	0- 0	0- 0	0- 0				
5- 12	0- 0	0- 0	CONFERENCE	0- 3	1- 2	4- 7				
2- 5	0- 0	0- 0	HOME	0- 1	0- 1	2- 3				
2- 6	0- 0	0- 0	AWAY	0- 1	1- 1	1- 4				
1- 1	0- 0	0- 0	NEUTRAL	0- 1	0- 0	1- 0				

RPI S	Opponent	Score	RPI S	Opponent	Score	RPI S	Opponent	Score	RPI S	Opponent	Score	Team's RPI: 277
27	H Oklahoma	56 58	61	A Texas Tech	43 69	110	H Northern Colo.	54 61				
44	H UTEP	43 53	93	A San Diego St.	47 77	122	A UNLV	61 58				
			93	H San Diego St.	44 57	122	A UNLV	60 65				
			93	N San Diego St.	43 57	122	H UNLV	50 64				
						138	H Pepperdine	56 59				
						162	A Arizona	50 59				
						185	A Colorado St.	54 61				
						185	H Colorado St.	53 45				
						186	A TCU	56 63				
						186	H TCU	52 63				
						208	A North Texas	50 63				
						226	A Wyoming	60 57				
						226	H Wyoming	50 52				
						245	A Boise St.	46 65				
						245	H Boise St.	64 68				
						245	N Boise St.	51 50				
						267	H Loyola Marymount	54 57				
						297	H Morehead St.	69 52				
						302	A Air Force	47 52				
						302	H Air Force	67 44				
						316	H Houston	70 44				
						320	A New Mexico St.	59 58				
						320	H New Mexico St.	54 53				
						342	A Houston Baptist	65 38				
LAST 12 Division I GAMES:												
93	N San Diego St.	43 57	122	A UNLV	60 65							
245	N Boise St.	51 50	93	H San Diego St.	44 57							
122	A UNLV	61 58	226	A Wyoming	60 57							
302	A Air Force	47 52	245	H Boise St.	64 68							
186	H TCU	52 63	302	H Air Force	67 44							
185	H Colorado St.	53 45	186	A TCU	56 63							

Non-Div I Games: Eastern N.M. 54 33

New Mexico

■ Loss,
 ■ Non-Conf, S Site,
 ■ Home
 ■ Away
 N Neutral

Average RPI Win:	269	WON-LOST	WINNING	LAST 12	STRENGTH OF	OPP. STRENGTH	TEAM	ADJ.	CONF.	ADJ CONF.
Average RPI Loss:	180	RECORD	PCT. RANK	GAMES	SCHEDULE	OF SCHEDULE	RPI	RPI	RPI	RPI
DIV. I ONLY	5- 24	320	2- 10	183	278	320	320	25	25	
DIV. I NON-CONF.	2- 12	313	0- 0	169	296	309	309	23	23	
TOTALS	RPI 1-25	RPI 26-50	W-L RECORDS	RPI 51-100	RPI 101-150	RPI 150+				
5- 24	0- 0	0- 2	OVERALL	0- 4	0- 4	5- 14				
4- 11	0- 0	0- 1	HOME	0- 2	0- 1	4- 7				
1- 12	0- 0	0- 1	AWAY	0- 1	0- 3	1- 7				
0- 1	0- 0	0- 0	NEUTRAL	0- 1	0- 0	0- 0				
2- 12	0- 0	0- 2	NON-CONFERENCE	0- 1	0- 2	2- 7				
1- 7	0- 0	0- 1	HOME	0- 1	0- 0	1- 5				
1- 5	0- 0	0- 1	AWAY	0- 0	0- 2	1- 2				
0- 0	0- 0	0- 0	NEUTRAL	0- 0	0- 0	0- 0				
3- 12	0- 0	0- 0	CONFERENCE	0- 3	0- 2	3- 7				
3- 4	0- 0	0- 0	HOME	0- 1	0- 1	3- 2				
0- 7	0- 0	0- 0	AWAY	0- 1	0- 1	0- 5				
0- 1	0- 0	0- 0	NEUTRAL	0- 1	0- 0	0- 0				

RPI 1-25				RPI 26-50				RPI 51-100				RPI 101+ Team's RPI: 320			
RPI	S	Opponent	Score	RPI	S	Opponent	Score	RPI	S	Opponent	Score	RPI	S	Opponent	Score
				44	A	UTEP	27 63	64	A	Fresno St.	43 79	109	A	Utah	37 74
				44	H	UTEP	72 76	64	H	Fresno St.	54 79	148	A	Utah St.	45 57
								64	N	Fresno St.	58 66	148	H	Utah St.	56 74
								67	H	Idaho St.	42 59	150	A	UMKC	57 68
												162	H	Arizona	67 84
												167	H	UC Santa Barbara	52 51
												171	A	Louisiana Tech	50 64
												171	H	Louisiana Tech	42 69
												189	H	North Dakota	46 63
												245	A	Boise St.	57 72
												245	H	Boise St.	53 56
												250	A	Hawaii	48 51
												250	H	Hawaii	51 58
												260	A	Idaho	59 62
												260	H	Idaho	61 47
												277	A	New Mexico	53 54
												277	H	New Mexico	58 59
												289	A	San Jose St.	62 67
												289	H	San Jose St.	56 55
												309	H	Southern Utah	57 58
												311	A	Nevada	56 68
												311	H	Nevada	70 50
												316	A	Houston	63 62
LAST 12 Division I GAMES:															
				64	N	Fresno St.	58 66	148	A	Utah St.	45 57				
				64	A	Fresno St.	43 79	260	A	Idaho	59 62				
				311	A	Nevada	56 68	311	H	Nevada	70 50				
				171	A	Louisiana Tech	50 64	64	H	Fresno St.	54 79				
				289	H	San Jose St.	56 55	171	H	Louisiana Tech	42 69				
				250	H	Hawaii	51 58	250	A	Hawaii	48 51				

Non-Div I Games: Shaw 61 53

New Mexico St.

■ Loss,
 ■ Non-Conf,
 ■ S Site,
 ■ Home
 ■ A Away
 N Neutral

Niagara

Through Games Of Sunday, March 11, 2012

Average RPI Win:	252	WON-LOST	WINNING	LAST 12	STRENGTH OF	OPP. STRENGTH	TEAM	ADJ.	CONF.	ADJ CONF.
Average RPI Loss:	150	RECORD	PCT. RANK	GAMES	SCHEDULE	OF SCHEDULE	RPI	RPI	RPI	RPI
DIV. I ONLY	13- 19	227	7- 5	176	242	217	217	22	22	
DIV. I NON-CONF.	3- 9	275	0- 0	168	257	271	271	21	21	
TOTALS	RPI 1-25	RPI 26-50	W-L RECORDS	RPI 51-100	RPI 101-150	RPI 150+				
13- 19	0- 1	0- 3	OVERALL	0- 4	0- 2	13- 9				
6- 7	0- 0	0- 1	HOME	0- 1	0- 0	6- 5				
6- 9	0- 1	0- 0	AWAY	0- 2	0- 0	6- 2				
1- 3	0- 0	0- 1	NEUTRAL	0- 0	0- 2	1- 0				
3- 9	0- 1	0- 0	NON-CONFERENCE	0- 2	0- 2	3- 4				
2- 2	0- 0	0- 0	HOME	0- 0	0- 0	2- 2				
1- 5	0- 1	0- 0	AWAY	0- 2	0- 0	1- 2				
0- 2	0- 0	0- 0	NEUTRAL	0- 0	0- 2	0- 0				
10- 10	0- 0	0- 3	CONFERENCE	0- 2	0- 0	10- 5				
4- 5	0- 0	0- 1	HOME	0- 1	0- 0	4- 3				
5- 4	0- 0	0- 1	AWAY	0- 1	0- 0	5- 2				
1- 1	0- 0	0- 1	NEUTRAL	0- 0	0- 0	1- 0				

RPI S	Opponent	Score	RPI S	Opponent	Score	RPI S	Opponent	Score	RPI S	Opponent	Score	Team's RPI: 217
16 A	St. Bonaventure	49 63	43 A	Marist	44 63	79 A	Albany (NY)	42 55	124 N	Stetson	52 67	
			43 H	Marist	77 79	95 A	Fairfield	46 57	145 N	Bradley	43 68	
			43 N	Marist	54 68	95 H	Fairfield	50 56	182 A	Winthrop	47 82	
						98 A	Syracuse	30 81	193 A	Loyola Maryland	57 54	
									193 H	Loyola Maryland	48 68	
									193 N	Loyola Maryland	77 63	
									194 A	Manhattan	61 55	
									194 H	Manhattan	56 44	
									196 H	Penn	41 55	
									220 H	Binghamton	64 53	
									229 A	Iona	68 55	
									229 H	Iona	61 71	
									235 H	Buffalo	54 65	
									242 A	Siena	49 62	
									242 H	Siena	87 66	
									246 A	Canisius	66 60	
									246 H	Canisius	57 58	
									258 A	Ohio	40 50	
									288 A	Rider	53 60	
									288 H	Rider	69 53	
									307 A	Colgate	61 60	
									317 A	Saint Peter's	54 52	
									317 H	Saint Peter's	61 52	
									330 H	Bucknell	61 55	
LAST 12 Division I GAMES:												
43 N	Marist	54 68	229 A	Iona	68 55							
193 N	Loyola Maryland	77 63	194 A	Manhattan	61 55							
194 H	Manhattan	56 44	246 H	Canisius	57 58							
242 H	Siena	87 66	317 A	Saint Peter's	54 52							
43 H	Marist	77 79	193 H	Loyola Maryland	48 68							
95 H	Fairfield	50 56	288 H	Rider	69 53							

Non-Div I Games:

Niagara

Loss, Non-Conf, S Site, H Home A Away N Neutral

Average RPI Win:	250	WON-LOST	WINNING	LAST 12	STRENGTH OF	OPP. STRENGTH	TEAM	ADJ.	CONF.	ADJ CONF.
Average RPI Loss:	172	RECORD	PCT. RANK	GAMES	SCHEDULE	OF SCHEDULE	RPI	RPI	RPI	RPI
DIV. I ONLY	14- 15	174	6- 6	263	290	209	209	24	24	
DIV. I NON-CONF.	5- 6	191	0- 0	322	295	253	253	27	27	
TOTALS	RPI 1-25	RPI 26-50	W-L RECORDS	RPI 51-100	RPI 101-150	RPI 150+				
14- 15	0- 0	0- 0	OVERALL	1- 5	2- 2	11- 8				
8- 3	0- 0	0- 0	HOME	0- 2	2- 0	6- 1				
4- 10	0- 0	0- 0	AWAY	0- 3	0- 1	4- 6				
2- 2	0- 0	0- 0	NEUTRAL	1- 0	0- 1	1- 1				
5- 6	0- 0	0- 0	NON-CONFERENCE	0- 1	1- 1	4- 4				
2- 1	0- 0	0- 0	HOME	0- 0	1- 0	1- 1				
2- 4	0- 0	0- 0	AWAY	0- 1	0- 1	2- 2				
1- 1	0- 0	0- 0	NEUTRAL	0- 0	0- 0	1- 1				
9- 9	0- 0	0- 0	CONFERENCE	1- 4	1- 1	7- 4				
6- 2	0- 0	0- 0	HOME	0- 2	1- 0	5- 0				
2- 6	0- 0	0- 0	AWAY	0- 2	0- 0	2- 4				
1- 1	0- 0	0- 0	NEUTRAL	1- 0	0- 1	0- 0				

RPI 1-25			RPI 26-50			RPI 51-100			RPI 101+ Team's RPI: 209		
RPI	S	Opponent	Score	RPI	S	Opponent	Score	RPI	S	Opponent	Score
						82 A McNeese St.	53 68	139 A Oregon		76 95	
						82 H McNeese St.	49 61	144 H Florida A&M		77 69	
						90 A Central Ark.	47 67	149 H Stephen F. Austin		64 63	
						90 H Central Ark.	59 66	149 N Stephen F. Austin		57 66	
						90 N Central Ark.	79 59	158 A Sam Houston St.		46 67	
						94 A UALR	48 62	172 A Lamar		52 70	
								172 H Lamar		70 64	
								175 A Alabama		51 72	
								208 H North Texas		67 64	
								211 A Texas St.		83 74	
								228 N UC Irvine		48 62	
								248 A La.-Monroe		68 78	
								270 H Alabama St.		57 61	
								287 A Southeastern La.		72 73	
								287 H Southeastern La.		88 79	
								301 H UTSA		68 62	
								304 A La.-Lafayette		72 64	
								313 H Texas-Arlington		78 59	
								321 A A&M-Corpus Christi		63 70	
								329 A Northwestern St.		83 69	
								329 H Northwestern St.		86 78	
								333 N Weber St.		83 56	
								334 A Texas Southern		69 48	
LAST 12 Division I GAMES:											
						149 N Stephen F. Austin	57 66	301 H UTSA		68 62	
						90 N Central Ark.	79 59	172 A Lamar		52 70	
						287 A Southeastern La.	72 73	149 H Stephen F. Austin		64 63	
						329 H Northwestern St.	86 78	211 A Texas St.		83 74	
						82 H McNeese St.	49 61	321 A A&M-Corpus Christi		63 70	
						90 A Central Ark.	47 67	172 H Lamar		70 64	

Non-Div I Games: Southern-N.O. 72 52 Belhaven 78 60

Nicholls St.

■ Loss,
 ■ Non-Conf,
 ■ S Site,
 ■ Home
 ■ A Away
 N Neutral

Average RPI Win:	284	WON-LOST	WINNING	LAST 12	STRENGTH OF	OPP. STRENGTH	TEAM	ADJ.	CONF.	ADJ CONF.
Average RPI Loss:	160	RECORD	PCT. RANK	GAMES	SCHEDULE	OF SCHEDULE	RPI	RPI	RPI	RPI
DIV. I ONLY	10- 17	246	4- 8	239	309	253	253	28	28	
DIV. I NON-CONF.	3- 6	239	0- 0	247	286	254	254	26	26	
TOTALS	RPI 1-25	RPI 26-50	W-L RECORDS	RPI 51-100	RPI 101-150	RPI 150+				
10- 17	0- 1	0- 0	OVERALL	0- 4	0- 5	10- 7				
4- 7	0- 0	0- 0	HOME	0- 2	0- 1	4- 4				
5- 8	0- 0	0- 0	AWAY	0- 1	0- 4	5- 3				
1- 2	0- 1	0- 0	NEUTRAL	0- 1	0- 0	1- 0				
3- 6	0- 1	0- 0	NON-CONFERENCE	0- 0	0- 2	3- 3				
1- 2	0- 0	0- 0	HOME	0- 0	0- 0	1- 2				
2- 3	0- 0	0- 0	AWAY	0- 0	0- 2	2- 1				
0- 1	0- 1	0- 0	NEUTRAL	0- 0	0- 0	0- 0				
7- 11	0- 0	0- 0	CONFERENCE	0- 4	0- 3	7- 4				
3- 5	0- 0	0- 0	HOME	0- 2	0- 1	3- 2				
3- 5	0- 0	0- 0	AWAY	0- 1	0- 2	3- 2				
1- 1	0- 0	0- 0	NEUTRAL	0- 1	0- 0	1- 0				

RPI 1-25				RPI 26-50				RPI 51-100				RPI 101+ Team's RPI: 253			
RPI	S	Opponent	Score	RPI	S	Opponent	Score	RPI	S	Opponent	Score	RPI	S	Opponent	Score
16	N	St. Bonaventure	44 58					53	H	Howard	50 73	112	A	VCU	59 79
								62	A	Hampton	43 92	130	A	Monmouth	62 69
								62	H	Hampton	46 68	131	A	Coppin St.	62 67
								62	N	Hampton	40 61	131	H	Coppin St.	58 61
												144	A	Florida A&M	64 81
												169	H	George Mason	60 57
												213	H	Radford	68 80
												215	A	Md.-East. Shore	58 62
												215	H	Md.-East. Shore	61 58
												227	H	William & Mary	76 79
												266	A	N.C. A&T	54 51
												280	H	South Carolina St.	69 75
												283	A	Wofford	45 50
												292	A	S.C. Upstate	94 81
												298	A	Morgan St.	76 75
												298	H	Morgan St.	68 75
												306	A	Bethune-Cookman	73 83
												306	N	Bethune-Cookman	51 41
												318	A	Delaware St.	84 66
												318	H	Delaware St.	78 73
												324	H	Savannah St.	54 49
												334	A	Texas Southern	80 58
LAST 12 Division I GAMES:															
				62	N	Hampton	40 61	62	H	Hampton	46 68				
				306	N	Bethune-Cookman	51 41	215	A	Md.-East. Shore	58 62				
				266	A	N.C. A&T	54 51	318	A	Delaware St.	84 66				
				144	A	Florida A&M	64 81	131	H	Coppin St.	58 61				
				306	A	Bethune-Cookman	73 83	298	H	Morgan St.	68 75				
				318	H	Delaware St.	78 73	62	A	Hampton	43 92				

Non-Div I Games: Virginia Union 76 58 Chowan 60 43

Norfolk St.

Loss, Non-Conf, S Site, H Home A Away N Neutral

North Carolina

Through Games Of Sunday, March 11, 2012

Average RPI Win:	203	WON-LOST	WINNING	LAST 12	STRENGTH OF	OPP. STRENGTH	TEAM	ADJ.	CONF.	ADJ CONF.
Average RPI Loss:	34	RECORD	PCT. RANK	GAMES	SCHEDULE	OF SCHEDULE	RPI	RPI	RPI	RPI
DIV. I ONLY	20- 11	82	6- 6	109	70	89	89	6	6	
DIV. I NON-CONF.	10- 3	49	0- 0	326	217	158	158	6	6	
TOTALS	RPI 1-25	RPI 26-50	W-L RECORDS	RPI 51-100	RPI 101-150	RPI 150+				
20- 11	1- 9	2- 1	OVERALL	3- 0	1- 0	13- 1				
13- 4	1- 3	1- 0	HOME	1- 0	0- 0	10- 1				
5- 5	0- 5	1- 0	AWAY	2- 0	1- 0	1- 0				
2- 2	0- 1	0- 1	NEUTRAL	0- 0	0- 0	2- 0				
10- 3	0- 2	0- 1	NON-CONFERENCE	0- 0	0- 0	10- 0				
9- 0	0- 0	0- 0	HOME	0- 0	0- 0	9- 0				
0- 2	0- 2	0- 0	AWAY	0- 0	0- 0	0- 0				
1- 1	0- 0	0- 1	NEUTRAL	0- 0	0- 0	1- 0				
10- 8	1- 7	2- 0	CONFERENCE	3- 0	1- 0	3- 1				
4- 4	1- 3	1- 0	HOME	1- 0	0- 0	1- 1				
5- 3	0- 3	1- 0	AWAY	2- 0	1- 0	1- 0				
1- 1	0- 1	0- 0	NEUTRAL	0- 0	0- 0	1- 0				

RPI 1-25				RPI 26-50				RPI 51-100 Team's RPI: 89				RPI 101+			
RPI	S	Opponent	Score	RPI	S	Opponent	Score	RPI	S	Opponent	Score	RPI	S	Opponent	Score
4	A	Connecticut	35 86	32	N	South Carolina	48 79	86	A	North Carolina St.	60 50	101	A	Florida St.	71 66
6	A	Maryland	64 84	50	A	Virginia	78 73	86	H	North Carolina St.	68 59	204	H	Boston College	77 46
6	H	Maryland	72 78	50	H	Virginia	64 56	88	A	Wake Forest	75 71	222	N	East Carolina	65 61
10	A	Duke	56 96									224	A	Virginia Tech	56 37
10	H	Duke	63 69									241	H	Presbyterian	61 38
12	A	Miami (FL)	37 61									247	H	Clemson	47 52
12	H	Miami (FL)	65 63									247	N	Clemson	90 51
14	H	Georgia Tech	54 56									264	H	Kennesaw St.	76 62
14	N	Georgia Tech	53 54									272	H	East Tenn. St.	93 77
19	A	Penn St.	84 103									292	H	S.C. Upstate	91 34
												308	H	UNC Greensboro	91 35
												322	H	Gardner-Webb	109 44
												324	H	Savannah St.	74 21
												331	H	Lipscomb	95 53
												341	H	N.C. Central	79 42
LAST 12 Division I GAMES:															
14	N	Georgia Tech	53 54	14	H	Georgia Tech	54 56								
247	N	Clemson	90 51	12	A	Miami (FL)	37 61								
10	H	Duke	63 69	10	A	Duke	56 96								
6	A	Maryland	64 84	50	H	Virginia	64 56								
86	H	North Carolina St.	68 59	88	A	Wake Forest	75 71								
101	A	Florida St.	71 66	204	H	Boston College	77 46								

Non-Div I Games:

North Carolina

■ Loss,
 ■ Non-Conf, S Site,
 ■ Home
 ■ Away
 N Neutral

Average RPI Win:	168	WON-LOST	WINNING	LAST 12	STRENGTH OF	OPP. STRENGTH	TEAM	ADJ.	CONF.	ADJ CONF.
Average RPI Loss:	49	RECORD	PCT. RANK	GAMES	SCHEDULE	OF SCHEDULE	RPI	RPI	RPI	RPI
DIV. I ONLY	18- 15	145	5- 7	44	61	86	86	6	6	
DIV. I NON-CONF.	11- 3	45	1- 0	91	135	51	51	6	6	
TOTALS	RPI 1-25	RPI 26-50	W-L RECORDS	RPI 51-100	RPI 101-150	RPI 150+				
18- 15	1- 7	2- 2	OVERALL	3- 4	1- 2	11- 0				
8- 8	0- 3	2- 2	HOME	1- 2	0- 1	5- 0				
6- 6	0- 3	0- 0	AWAY	1- 2	0- 1	5- 0				
4- 1	1- 1	0- 0	NEUTRAL	1- 0	1- 0	1- 0				
11- 3	0- 0	2- 1	NON-CONFERENCE	2- 1	0- 1	7- 0				
7- 1	0- 0	2- 1	HOME	1- 0	0- 0	4- 0				
2- 2	0- 0	0- 0	AWAY	0- 1	0- 1	2- 0				
2- 0	0- 0	0- 0	NEUTRAL	1- 0	0- 0	1- 0				
7- 12	1- 7	0- 1	CONFERENCE	1- 3	1- 1	4- 0				
1- 7	0- 3	0- 1	HOME	0- 2	0- 1	1- 0				
4- 4	0- 3	0- 0	AWAY	1- 1	0- 0	3- 0				
2- 1	1- 1	0- 0	NEUTRAL	0- 0	1- 0	0- 0				

RPI	S	Opponent	Score	RPI	S	Opponent	Score	RPI	S	Opponent	Score	RPI	S	Opponent	Score
6	H	Maryland	50 65	28	H	Vanderbilt	66 59	57	N	Fla. Gulf Coast	69 64	101	H	Florida St.	64 67
10	A	Duke	59 83	32	H	South Carolina	55 53	70	A	Creighton	67 74	101	N	Florida St.	74 71
10	N	Duke	75 73	47	H	Richmond	58 72	77	H	UNC Wilmington	83 64	118	A	Northwestern	59 76
12	A	Miami (FL)	68 78	50	H	Virginia	47 55	88	A	Wake Forest	75 66	175	H	Alabama	79 57
12	H	Miami (FL)	61 73					88	H	Wake Forest	57 70	186	A	TCU	85 79
14	A	Georgia Tech	68 75					89	A	North Carolina	59 68	204	A	Boston College	73 69
14	H	Georgia Tech	66 76					89	H	North Carolina	50 60	204	H	Boston College	80 57
14	N	Georgia Tech	61 87									224	A	Virginia Tech	65 53
												247	A	Clemson	62 46
												250	A	Hawaii	84 54
												261	N	Alcorn St.	85 70
												278	H	Longwood	74 45
												281	H	Jacksonville	80 42
												323	H	Southeast Mo. St.	66 29
LAST 12 Division I GAMES:															
14	N	Georgia Tech	61 87	12	H	Miami (FL)	61 73								
10	N	Duke	75 73	88	H	Wake Forest	57 70								
101	N	Florida St.	74 71	278	H	Longwood	74 45								
6	H	Maryland	50 65	50	H	Virginia	47 55								
204	A	Boston College	73 69	14	A	Georgia Tech	68 75								
89	A	North Carolina	59 68	224	A	Virginia Tech	65 53								

Non-Div I Games:

North Carolina St.

■ Loss,
 ■ Non-Conf, S Site,
 ■ Home
 ■ Away
 N Neutral

Through Games Of Sunday, March 17, 1912									
Average RPI Win: 272	WON-LOST	WINNING	LAST 12	STRENGTH OF	OPP. STRENGTH	TEAM	ADJ.	CONF.	ADJ CONF.
Average RPI Loss: 181	RECORD	PCT. RANK	GAMES	SCHEDULE	OF SCHEDULE	RPI	RPI	RPI	RPI
DIV. I ONLY	18- 10	88	11- 0	338	313	189	189	33	33
DIV. I NON-CONF.	7- 9	206	0- 0	274	141	214	214	33	33

TOTALS	RPI 1-25	RPI 26-50	W-L RECORDS	RPI 51-100	RPI 101-150	RPI 150+			
18- 10	0- 0	0- 0	OVERALL	1- 1	1- 4	16- 5			
7- 3	0- 0	0- 0	HOME	1- 1	0- 1	6- 1			
8- 6	0- 0	0- 0	AWAY	0- 0	1- 3	7- 3			
3- 1	0- 0	0- 0	NEUTRAL	0- 0	0- 0	3- 1			
7- 9	0- 0	0- 0	NON-CONFERENCE	1- 1	1- 4	5- 4			
3- 2	0- 0	0- 0	HOME	1- 1	0- 1	2- 0			
3- 6	0- 0	0- 0	AWAY	0- 0	1- 3	2- 3			
1- 1	0- 0	0- 0	NEUTRAL	0- 0	0- 0	1- 1			
11- 1	0- 0	0- 0	CONFERENCE	0- 0	0- 0	11- 1			
4- 1	0- 0	0- 0	HOME	0- 0	0- 0	4- 1			
5- 0	0- 0	0- 0	AWAY	0- 0	0- 0	5- 0			
2- 0	0- 0	0- 0	NEUTRAL	0- 0	0- 0	2- 0			

[illegible]

Non-Div I Games:	Jamestown	57	47	Mayville St.	79	45	Bemidji St.	86	50
------------------	-----------	----	----	--------------	----	----	-------------	----	----

North Dakota

Loss, Non-Conf, S Site, H Home A Away N Neutral

Average RPI Win:	257	WON-LOST	WINNING	LAST 12	STRENGTH OF	OPP. STRENGTH	TEAM	ADJ.	CONF.	ADJ CONF.
Average RPI Loss:	128	RECORD	PCT. RANK	GAMES	SCHEDULE	OF SCHEDULE	RPI	RPI	RPI	RPI
DIV. I ONLY	9- 20	267	4- 8	151	141	251	251	19	19	
DIV. I NON-CONF.	1- 9	323	0- 0	51	38	256	256	11	11	
TOTALS	RPI 1-25	RPI 26-50	W-L RECORDS	RPI 51-100	RPI 101-150	RPI 150+				
9- 20	0- 2	0- 0	OVERALL	1- 5	0- 8	8- 5				
6- 6	0- 1	0- 0	HOME	1- 3	0- 2	5- 0				
2- 11	0- 0	0- 0	AWAY	0- 2	0- 5	2- 4				
1- 3	0- 1	0- 0	NEUTRAL	0- 0	0- 1	1- 1				
1- 9	0- 2	0- 0	NON-CONFERENCE	0- 2	0- 4	1- 1				
0- 3	0- 1	0- 0	HOME	0- 2	0- 0	0- 0				
0- 4	0- 0	0- 0	AWAY	0- 0	0- 3	0- 1				
1- 2	0- 1	0- 0	NEUTRAL	0- 0	0- 1	1- 0				
8- 11	0- 0	0- 0	CONFERENCE	1- 3	0- 4	7- 4				
6- 3	0- 0	0- 0	HOME	1- 1	0- 2	5- 0				
2- 7	0- 0	0- 0	AWAY	0- 2	0- 2	2- 3				
0- 1	0- 0	0- 0	NEUTRAL	0- 0	0- 0	0- 1				

RPI 1-25			RPI 26-50			RPI 51-100			RPI 101+ Team's RPI: 251		
RPI	S	Opponent	Score	RPI	S	Opponent	Score	RPI	S	Opponent	Score
17	N	Kansas St.	47 70					116	A	Oral Roberts	66 92
22	H	Green Bay	59 82					116	H	Oral Roberts	75 84
								118	N	Northwestern	55 68
								121	A	Minnesota	41 80
								122	A	UNLV	57 76
								137	A	Drake	49 57
								150	A	UMKC	64 68
								150	H	UMKC	58 76
								151	A	UNI	41 60
								236	A	Western Ill.	65 68
								236	H	Western Ill.	73 53
								240	A	Oakland	52 68
								240	H	Oakland	78 65
								254	A	IUPUI	39 49
								254	H	IUPUI	58 56
								254	N	IUPUI	64 80
								284	A	IPFW	64 50
								284	H	IPFW	77 70
								309	A	Southern Utah	80 68
								309	H	Southern Utah	74 56
								311	N	Nevada	67 47
LAST 12 Division I GAMES:											
254	N	IUPUI	64 80	309	H	Southern Utah	74 56				
254	H	IUPUI	58 56	116	H	Oral Roberts	75 84				
236	H	Western Ill.	73 53	284	A	IPFW	64 50				
55	A	South Dakota St.	43 88	240	A	Oakland	52 68				
150	A	UMKC	64 68	55	H	South Dakota St.	52 88				
87	A	South Dakota	40 53	150	H	UMKC	58 76				

Non-Div I Games: Dakota St. 92 48 Valley City St. 85 64

North Dakota St.

Loss, Non-Conf, S Site, H Home A Away N Neutral

North Florida

Through Games Of Sunday, March 11, 2012

Average RPI Win:	284	WON-LOST	WINNING	LAST 12	STRENGTH OF	OPP. STRENGTH	TEAM	ADJ.	CONF.	ADJ CONF.
Average RPI Loss:	195	RECORD	PCT. RANK	GAMES	SCHEDULE	OF SCHEDULE	RPI	RPI	RPI	RPI
DIV. I ONLY	13- 17	207	7- 5	334	314	274	274	30	30	
DIV. I NON-CONF.	3- 8	269	0- 0	315	254	320	320	30	30	
TOTALS	RPI 1-25	RPI 26-50	W-L RECORDS	RPI 51-100	RPI 101-150	RPI 150+				
13- 17	0- 0	0- 1	OVERALL	0- 3	1- 3	12- 10				
9- 4	0- 0	0- 0	HOME	0- 1	1- 0	8- 3				
4- 12	0- 0	0- 1	AWAY	0- 2	0- 3	4- 6				
0- 1	0- 0	0- 0	NEUTRAL	0- 0	0- 0	0- 1				
3- 8	0- 0	0- 1	NON-CONFERENCE	0- 1	0- 2	3- 4				
3- 1	0- 0	0- 0	HOME	0- 0	0- 0	3- 1				
0- 7	0- 0	0- 1	AWAY	0- 1	0- 2	0- 3				
0- 0	0- 0	0- 0	NEUTRAL	0- 0	0- 0	0- 0				
10- 9	0- 0	0- 0	CONFERENCE	0- 2	1- 1	9- 6				
6- 3	0- 0	0- 0	HOME	0- 1	1- 0	5- 2				
4- 5	0- 0	0- 0	AWAY	0- 1	0- 1	4- 3				
0- 1	0- 0	0- 0	NEUTRAL	0- 0	0- 0	0- 1				

RPI S	Opponent	Score	RPI S	Opponent	Score	RPI S	Opponent	Score	RPI S	Opponent	Score	Team's RPI: 274
39	A West Virginia	30 86	57	A Fla. Gulf Coast	34 68	119	A Missouri	46 67				
			57	H Fla. Gulf Coast	61 72	124	A Stetson	55 63				
			91	A South Fla.	41 76	124	H Stetson	59 56				
						150	A UMKC	63 100				
						163	A Fla. Atlantic	52 63				
						190	A Ole Miss	59 68				
						256	A Belmont	35 57				
						256	H Belmont	37 54				
						264	A Kennesaw St.	66 57				
						264	H Kennesaw St.	64 56				
						264	N Kennesaw St.	49 51				
						272	A East Tenn. St.	74 69				
						272	H East Tenn. St.	70 67				
						281	A Jacksonville	46 44				
						281	H Jacksonville	51 36				
						292	A S.C. Upstate	65 71				
						292	H S.C. Upstate	57 58				
						293	H Coastal Caro.	67 37				
						306	A Bethune-Cookman	63 66				
						318	H Delaware St.	72 61				
						324	H Savannah St.	61 64				
						325	A Mercer	49 39				
						325	H Mercer	66 49				
						331	A Lipscomb	64 73				
						331	H Lipscomb	77 67				
						340	H Jacksonville St.	63 47				
LAST 12 Division I GAMES:												
264	N Kennesaw St.	49 51	124	H Stetson	59 56							
281	A Jacksonville	46 44	57	H Fla. Gulf Coast	61 72							
264	H Kennesaw St.	64 56	331	A Lipscomb	64 73							
325	H Mercer	66 49	256	A Belmont	35 57							
272	A East Tenn. St.	74 69	325	A Mercer	49 39							
292	A S.C. Upstate	65 71	264	A Kennesaw St.	66 57							

Non-Div I Games:






























































North Florida

■ Loss,
 ■ Non-Conf,
 ■ S Site,
 ■ Home
 ■ A Away
 N Neutral

North Texas





Through Games Of Sunday, March 11, 2012

Average RPI Win:	243	WON-LOST	WINNING	LAST 12	STRENGTH OF	OPP. STRENGTH	TEAM	ADJ.	CONF.	ADJ CONF.
Average RPI Loss:	136	RECORD	PCT. RANK	GAMES	SCHEDULE	OF SCHEDULE	RPI	RPI	RPI	RPI
DIV. I ONLY	15- 16	169	4- 8	270	168	208	208	18	18	
DIV. I NON-CONF.	7- 6	152	0- 0	191	193	154	154	16	16	
TOTALS	RPI 1-25	RPI 26-50	W-L RECORDS	RPI 51-100	RPI 101-150	RPI 150+				
15- 16	0- 0	0- 1	OVERALL	2- 4	0- 4	13- 7				
8- 5	0- 0	0- 1	HOME	1- 1	0- 2	7- 1				
4- 10	0- 0	0- 0	AWAY	0- 3	0- 2	4- 5				
3- 1	0- 0	0- 0	NEUTRAL	1- 0	0- 0	2- 1				
7- 6	0- 0	0- 0	NON-CONFERENCE	1- 3	0- 1	6- 2				
3- 2	0- 0	0- 0	HOME	0- 1	0- 1	3- 0				
2- 4	0- 0	0- 0	AWAY	0- 2	0- 0	2- 2				
2- 0	0- 0	0- 0	NEUTRAL	1- 0	0- 0	1- 0				
8- 10	0- 0	0- 1	CONFERENCE	1- 1	0- 3	7- 5				
5- 3	0- 0	0- 1	HOME	1- 0	0- 1	4- 1				
2- 6	0- 0	0- 0	AWAY	0- 1	0- 2	2- 3				
1- 1	0- 0	0- 0	NEUTRAL	0- 0	0- 0	1- 1				

RPI 1-25	RPI 26-50	RPI 51-100	RPI 101+	Team's RPI: 208
RPI S Opponent Score	RPI S Opponent Score	RPI S Opponent Score	RPI S Opponent Score	
	37  Middle Tenn. 68  70	54  Texas 62  71	116  Oral Roberts 60  70	
		56  Missouri St. 67  78	128  Denver 36  55	
		72  Tulane 47  55	128  Denver 44  50	
		83 N Oregon St. 60 53	133  FIU 65  68	
		94  UALR 39  52	162  Arizona 62  69	
		94  UALR 64 57	163  Fla. Atlantic 63  71	
			163 N Fla. Atlantic 55  56	
			175  Alabama 69 63	
			176  South Ala. 60  69	
			179  SMU 50 46	
			209  Nicholls St. 64  67	
			211  Texas St. 61 43	
			230  Arkansas St. 64  70	
			230  Arkansas St. 68 54	
			233  Western Ky. 50 42	
			248  La.-Monroe 56 54	
			248  La.-Monroe 67  70	
			277  New Mexico 63 50	
			304  La.-Lafayette 66 45	
			304  La.-Lafayette 78 40	
			313  Texas-Arlington 66 47	
			321 N A&M-Corpus Christi 72 58	
			338  Troy 57 36	
			338 N Troy 75 61	
LAST 12 Division I GAMES:				
	163 N Fla. Atlantic 55  56	163  Fla. Atlantic 63  71		
	338 N Troy 75 61	133  FIU 65  68		
	128  Denver 36  55	37  Middle Tenn. 68  70		
	94  UALR 39  52	230  Arkansas St. 68 54		
	304  La.-Lafayette 78 40	304  La.-Lafayette 66 45		
	248  La.-Monroe 67  70	128  Denver 44  50		

Non-Div I Games:

North Texas

 Loss,
  Non-Conf, S Site,
  Home
  Away
 N Neutral

Northeastern

Through Games Of Sunday, March 11, 2012

Average RPI Win:	188	WON-LOST	WINNING	LAST 12	STRENGTH OF	OPP. STRENGTH	TEAM	ADJ.	CONF.	ADJ CONF.
Average RPI Loss:	95	RECORD	PCT. RANK	GAMES	SCHEDULE	OF SCHEDULE	RPI	RPI	RPI	RPI
DIV. I ONLY	8- 22	287	5- 7	52	88	205	205	7	7	
DIV. I NON-CONF.	2- 9	299	0- 0	23	113	194	194	7	7	
TOTALS	RPI 1-25	RPI 26-50	W-L RECORDS	RPI 51-100	RPI 101-150	RPI 150+				
8- 22	0- 4	1- 2	OVERALL	1- 6	0- 5	6- 5				
6- 7	0- 1	1- 2	HOME	1- 2	0- 1	4- 1				
2- 13	0- 2	0- 0	AWAY	0- 4	0- 4	2- 3				
0- 2	0- 1	0- 0	NEUTRAL	0- 0	0- 0	0- 1				
2- 9	0- 2	0- 2	NON-CONFERENCE	0- 1	0- 3	2- 1				
1- 3	0- 0	0- 2	HOME	0- 0	0- 1	1- 0				
1- 5	0- 1	0- 0	AWAY	0- 1	0- 2	1- 1				
0- 1	0- 1	0- 0	NEUTRAL	0- 0	0- 0	0- 0				
6- 13	0- 2	1- 0	CONFERENCE	1- 5	0- 2	4- 4				
5- 4	0- 1	1- 0	HOME	1- 2	0- 0	3- 1				
1- 8	0- 1	0- 0	AWAY	0- 3	0- 2	1- 2				
0- 1	0- 0	0- 0	NEUTRAL	0- 0	0- 0	0- 1				

RPI	S	Opponent	Score	RPI	S	Opponent	Score	RPI	S	Opponent	Score	RPI	S	Opponent	Score	Team's RPI: 205
7	A	Delaware	71 89	35	H	James Madison	61 50	66	A	Drexel	39 66	102	A	Miami (OH)	55 75	
7	H	Delaware	54 70	46	H	Temple	58 72	66	H	Drexel	41 63	108	A	Towson	54 58	
9	A	Kentucky	47 81	49	H	Eastern Mich.	53 83	68	A	Hofstra	66 72	112	A	VCU	60 67	
25	N	Georgia	61 81					68	H	Hofstra	80 62	122	A	UNLV	58 61	
								75	A	Boston U.	65 75	141	H	La Salle	60 75	
								77	A	UNC Wilmington	53 60	159	A	Holy Cross	68 70	
								77	H	UNC Wilmington	64 69	169	A	George Mason	62 75	
												169	H	George Mason	58 54	
												169	N	George Mason	60 70	
												180	A	Old Dominion	78 66	
												180	H	Old Dominion	70 73	
												227	H	William & Mary	82 71	
												249	A	Georgia St.	74 81	
												249	H	Georgia St.	76 51	
												275	H	Vermont	78 62	
												299	A	Kent St.	73 65	
LAST 12 Division I GAMES:																
169	N	George Mason	60 70	108	A	Towson	54 58									
68	H	Hofstra	80 62	169	A	George Mason	62 75									
7	A	Delaware	71 89	66	H	Drexel	41 63									
180	A	Old Dominion	78 66	249	A	Georgia St.	74 81									
35	H	James Madison	61 50	227	H	William & Mary	82 71									
249	H	Georgia St.	76 51	77	H	UNC Wilmington	64 69									

Non-Div I Games:

Northeastern

■ Loss,
 ■ Non-Conf,
 ■ S Site,
 ■ Home
 ■ A Away
 N Neutral

Average RPI Win:	282	WON-LOST	WINNING	LAST 12	STRENGTH OF	OPP. STRENGTH	TEAM	ADJ.	CONF.	ADJ CONF.
Average RPI Loss:	151	RECORD	PCT. RANK	GAMES	SCHEDULE	OF SCHEDULE	RPI	RPI	RPI	RPI
DIV. I ONLY	8- 20	280	4- 8	231	229	295	295	17	17	
DIV. I NON-CONF.	4- 8	239	0- 1	227	322	279	279	15	15	
TOTALS	RPI 1-25	RPI 26-50	W-L RECORDS	RPI 51-100	RPI 101-150	RPI 150+				
8- 20	0- 0	0- 2	OVERALL	0- 3	0- 6	8- 9				
7- 6	0- 0	0- 1	HOME	0- 1	0- 2	7- 2				
1- 14	0- 0	0- 1	AWAY	0- 2	0- 4	1- 7				
0- 0	0- 0	0- 0	NEUTRAL	0- 0	0- 0	0- 0				
4- 8	0- 0	0- 2	NON-CONFERENCE	0- 1	0- 2	4- 3				
4- 1	0- 0	0- 1	HOME	0- 0	0- 0	4- 0				
0- 7	0- 0	0- 1	AWAY	0- 1	0- 2	0- 3				
0- 0	0- 0	0- 0	NEUTRAL	0- 0	0- 0	0- 0				
4- 12	0- 0	0- 0	CONFERENCE	0- 2	0- 4	4- 6				
3- 5	0- 0	0- 0	HOME	0- 1	0- 2	3- 2				
1- 7	0- 0	0- 0	AWAY	0- 1	0- 2	1- 4				
0- 0	0- 0	0- 0	NEUTRAL	0- 0	0- 0	0- 0				

RPI S	Opponent	Score	RPI S	Opponent	Score	RPI S	Opponent	Score	RPI S	Opponent	Score	Team's RPI: 295
31	H Nebraska	88 97	48	A Iowa St.	41 65	67	A Idaho St.	54 62	110	A Northern Colo.	71 77	
						67	H Idaho St.	44 49	110	H Northern Colo.	63 75	
						87	A South Dakota	56 73	114	A Colorado	60 84	
									136	A Montana St.	65 77	
									136	H Montana St.	78 83	
									148	A Utah St.	51 70	
									161	A Eastern Wash.	58 84	
									161	H Eastern Wash.	56 74	
									168	A Montana	48 60	
									168	H Montana	74 70	
									192	A Portland St.	59 73	
									192	H Portland St.	74 84	
									232	A Sacramento St.	85 91	
									232	H Sacramento St.	94 56	
									279	A CSU Bakersfield	77 86	
									285	H Cal St. Fullerton	64 54	
									289	A San Jose St.	64 74	
									296	A Utah Valley	56 73	
									296	H Utah Valley	73 59	
									299	H Kent St.	72 56	
									310	H UC Riverside	67 59	
									333	A Weber St.	85 82	
									333	H Weber St.	71 58	
LAST 12 Division I GAMES:												
168	H Montana	74 70	192	A Portland St.	59 73							
110	H Northern Colo.	63 75	161	A Eastern Wash.	58 84							
279	A CSU Bakersfield	77 86	232	H Sacramento St.	94 56							
136	H Montana St.	78 83	67	H Idaho St.	44 49							
333	A Weber St.	85 82	333	H Weber St.	71 58							
67	A Idaho St.	54 62	136	A Montana St.	65 77							

Non-Div I Games: Adams St. 76 50

Northern Ariz.

■ Loss,
 ■ Non-Conf, S Site,
 ■ Home
 ■ Away
 N Neutral

Average RPI Win:	230	WON-LOST	WINNING	LAST 12	STRENGTH OF	OPP. STRENGTH	TEAM	ADJ.	CONF.	ADJ CONF.
Average RPI Loss:	114	RECORD	PCT. RANK	GAMES	SCHEDULE	OF SCHEDULE	RPI	RPI	RPI	RPI
DIV. I ONLY	18- 11	99	8- 4	186	182	110	110	17	17	
DIV. I NON-CONF.	6- 5	139	0- 0	203	224	136	136	15	15	
TOTALS	RPI 1-25	RPI 26-50	W-L RECORDS	RPI 51-100	RPI 101-150	RPI 150+				
18- 11	0- 0	0- 1	OVERALL	0- 4	1- 4	17- 2				
9- 3	0- 0	0- 0	HOME	0- 1	0- 2	9- 0				
8- 8	0- 0	0- 1	AWAY	0- 3	0- 2	8- 2				
1- 0	0- 0	0- 0	NEUTRAL	0- 0	1- 0	0- 0				
6- 5	0- 0	0- 1	NON-CONFERENCE	0- 1	0- 2	6- 1				
3- 1	0- 0	0- 0	HOME	0- 0	0- 1	3- 0				
3- 4	0- 0	0- 1	AWAY	0- 1	0- 1	3- 1				
0- 0	0- 0	0- 0	NEUTRAL	0- 0	0- 0	0- 0				
12- 6	0- 0	0- 0	CONFERENCE	0- 3	1- 2	11- 1				
6- 2	0- 0	0- 0	HOME	0- 1	0- 1	6- 0				
5- 4	0- 0	0- 0	AWAY	0- 2	0- 1	5- 1				
1- 0	0- 0	0- 0	NEUTRAL	0- 0	1- 0	0- 0				

RPI S	Opponent	Score	RPI S	Opponent	Score	RPI S	Opponent	Score	RPI S	Opponent	Score	Team's RPI: 110
44	A UTEP	51 74	67	A Idaho St.	46 49	128	H Denver	57 66				
			67	A Idaho St.	52 57	136	A Montana St.	50 58				
			67	H Idaho St.	50 64	136	H Montana St.	51 52				
			87	A South Dakota	48 73	136	N Montana St.	51 43				
						145	A Bradley	49 59				
						161	A Eastern Wash.	56 53				
						161	H Eastern Wash.	56 49				
						167	H UC Santa Barbara	44 39				
						168	A Montana	56 54				
						168	H Montana	59 42				
						181	A Santa Clara	37 71				
						185	H Colorado St.	66 60				
						192	A Portland St.	61 62				
						192	H Portland St.	65 50				
						228	H UC Irvine	71 56				
						232	A Sacramento St.	64 56				
						232	H Sacramento St.	68 58				
						277	A New Mexico	61 54				
						282	A San Francisco	85 81				
						295	A Northern Ariz.	75 63				
						295	H Northern Ariz.	77 71				
						302	A Air Force	71 51				
						333	A Weber St.	62 54				
						333	H Weber St.	70 57				
LAST 12 Division I GAMES:												
67	A Idaho St.	46 49	168	A Montana	56 54							
136	N Montana St.	51 43	136	A Montana St.	50 58							
192	H Portland St.	65 50	333	H Weber St.	70 57							
295	A Northern Ariz.	75 63	232	A Sacramento St.	64 56							
333	A Weber St.	62 54	67	H Idaho St.	50 64							
161	H Eastern Wash.	56 49	136	H Montana St.	51 52							

Non-Div I Games: Black Hills St. 72 35 Neb.-Kearney 69 52

Northern Colo.

Loss, Non-Conf, S Site, H Home A Away N Neutral

Average RPI Win:	229	WON-LOST	WINNING	LAST 12	STRENGTH OF	OPP. STRENGTH	TEAM	ADJ.	CONF.	ADJ CONF.
Average RPI Loss:	131	RECORD	PCT. RANK	GAMES	SCHEDULE	OF SCHEDULE	RPI	RPI	RPI	RPI
DIV. I ONLY	14- 17	192	6- 6	199	123	201	201	12	12	
DIV. I NON-CONF.	6- 6	160	0- 0	213	108	178	178	13	13	
TOTALS	RPI 1-25	RPI 26-50	W-L RECORDS	RPI 51-100	RPI 101-150	RPI 150+				
14- 17	0- 1	1- 2	OVERALL	0- 5	2- 4	11- 5				
8- 7	0- 0	1- 1	HOME	0- 1	1- 2	6- 3				
5- 9	0- 1	0- 1	AWAY	0- 3	1- 2	4- 2				
1- 1	0- 0	0- 0	NEUTRAL	0- 1	0- 0	1- 0				
6- 6	0- 1	1- 0	NON-CONFERENCE	0- 1	1- 2	4- 2				
4- 2	0- 0	1- 0	HOME	0- 0	1- 1	2- 1				
2- 4	0- 1	0- 0	AWAY	0- 1	0- 1	2- 1				
0- 0	0- 0	0- 0	NEUTRAL	0- 0	0- 0	0- 0				
8- 11	0- 0	0- 2	CONFERENCE	0- 4	1- 2	7- 3				
4- 5	0- 0	0- 1	HOME	0- 1	0- 1	4- 2				
3- 5	0- 0	0- 1	AWAY	0- 2	1- 1	2- 1				
1- 1	0- 0	0- 0	NEUTRAL	0- 1	0- 0	1- 0				

RPI	S	Opponent	Score	RPI	S	Opponent	Score	RPI	S	Opponent	Score	RPI	S	Opponent	Score	Team's RPI: 201
20	A	DePaul	46 65	46	H	Temple	58 52	73	A	Bowling Green	47 57	102	A	Miami (OH)	70 58	
				49	A	Eastern Mich.	52 64	78	A	Toledo	39 49	120	A	Eastern Ill.	62 72	
				49	H	Eastern Mich.	57 77	78	H	Toledo	47 49	132	A	Central Mich.	50 73	
								78	N	Toledo	62 72	132	H	Central Mich.	67 86	
								100	A	Illinois St.	62 81	142	H	Indiana St.	47 43	
												145	H	Bradley	45 50	
												156	H	Ill.-Chicago	47 49	
												218	A	Loyola Chicago	42 73	
												219	A	Indiana	60 59	
												221	A	Akron	72 66	
												221	N	Akron	61 60	
												235	H	Buffalo	46 62	
												236	H	Western Ill.	91 84	
												258	H	Ohio	50 46	
												271	A	Ball St.	43 50	
												271	H	Ball St.	58 44	
												276	H	Southern Ill.	53 50	
												291	A	Western Mich.	53 41	
												291	H	Western Mich.	68 51	
												291	H	Western Mich.	64 66	
												299	H	Kent St.	66 55	
												334	A	Chicago St.	73 40	
LAST 12 Division I GAMES:																
				78	N	Toledo	62 72	49	H	Eastern Mich.	57 77					
				221	N	Akron	61 60	271	H	Ball St.	58 44					
				291	H	Western Mich.	68 51	102	A	Miami (OH)	70 58					
				291	H	Western Mich.	64 66	258	H	Ohio	50 46					
				78	A	Toledo	39 49	73	A	Bowling Green	47 57					
				132	A	Central Mich.	50 73	299	H	Kent St.	66 55					

Non-Div I Games:

Northern Ill.

Northwestern

Through Games Of Sunday, March 11, 2012

Average RPI Win:	154	WON-LOST	WINNING	LAST 12	STRENGTH OF	OPP. STRENGTH	TEAM	ADJ.	CONF.	ADJ CONF.
Average RPI Loss:	57	RECORD	PCT. RANK	GAMES	SCHEDULE	OF SCHEDULE	RPI	RPI	RPI	RPI
DIV. I ONLY	14- 16	186	2- 10	73	26	118	118	5	5	
DIV. I NON-CONF.	10- 3	49	0- 0	99	20	55	55	5	5	
TOTALS	RPI 1-25	RPI 26-50	W-L RECORDS	RPI 51-100	RPI 101-150	RPI 150+				
14- 16	1- 4	1- 6	OVERALL	2- 3	4- 2	6- 1				
6- 8	0- 3	0- 2	HOME	2- 2	1- 1	3- 0				
7- 6	1- 0	1- 3	AWAY	0- 1	3- 1	2- 1				
1- 2	0- 1	0- 1	NEUTRAL	0- 0	0- 0	1- 0				
10- 3	1- 2	0- 0	NON-CONFERENCE	2- 1	3- 0	4- 0				
4- 2	0- 1	0- 0	HOME	2- 1	0- 0	2- 0				
5- 0	1- 0	0- 0	AWAY	0- 0	3- 0	1- 0				
1- 1	0- 1	0- 0	NEUTRAL	0- 0	0- 0	1- 0				
4- 13	0- 2	1- 6	CONFERENCE	0- 2	1- 2	2- 1				
2- 6	0- 2	0- 2	HOME	0- 1	1- 1	1- 0				
2- 6	0- 0	1- 3	AWAY	0- 1	0- 1	1- 1				
0- 1	0- 0	0- 1	NEUTRAL	0- 0	0- 0	0- 0				

RPI 1-25				RPI 26-50				RPI 51-100				RPI 101+ Team's RPI: 118			
RPI	S	Opponent	Score	RPI	S	Opponent	Score	RPI	S	Opponent	Score	RPI	S	Opponent	Score
15	H	Purdue	70 80	26	A	Ohio St.	72 82	63	A	Michigan St.	58 72	115	A	Illinois	57 69
17	N	Kansas St.	45 64	31	A	Nebraska	63 51	63	H	Michigan St.	57 76	115	H	Illinois	59 58
18	A	LSU	44 43	31	N	Nebraska	56 88	78	H	Toledo	56 75	119	A	Missouri	74 70
19	H	Penn St.	63 77	42	A	Iowa	55 86	86	H	North Carolina St.	76 59	121	H	Minnesota	60 68
20	H	DePaul	72 88	42	H	Iowa	63 70	100	H	Illinois St.	69 62	122	A	UNLV	79 49
				45	A	Michigan	68 79					132	A	Central Mich.	69 60
				45	H	Michigan	48 58					164	A	Wisconsin	55 75
LAST 12 Division I GAMES:															
				31	N	Nebraska	56 88	63	A	Michigan St.	58 72				
				63	H	Michigan St.	57 76	45	A	Michigan	68 79				
				42	H	Iowa	63 70	219	H	Indiana	68 61				
				115	A	Illinois	57 69	15	H	Purdue	70 80				
				31	A	Nebraska	63 51	164	A	Wisconsin	55 75				
				19	H	Penn St.	63 77	45	H	Michigan	48 58				

Non-Div I Games:

Northwestern

■ Loss,
■ Non-Conf,
■ S Site,
■ H Home
■ A Away
N Neutral

Average RPI Win:	280	WON-LOST	WINNING	LAST 12	STRENGTH OF	OPP. STRENGTH	TEAM	ADJ.	CONF.	ADJ CONF.
Average RPI Loss:	188	RECORD	PCT. RANK	GAMES	SCHEDULE	OF SCHEDULE	RPI	RPI	RPI	RPI
DIV. I ONLY	3- 22	332	1- 11	200	318	329	329	24	24	
DIV. I NON-CONF.	1- 8	321	0- 0	224	337	315	315	27	27	
TOTALS	RPI 1-25	RPI 26-50	W-L RECORDS	RPI 51-100	RPI 101-150	RPI 150+				
3- 22	0- 0	0- 0	OVERALL	0- 4	0- 3	3- 15				
2- 8	0- 0	0- 0	HOME	0- 2	0- 1	2- 5				
1- 12	0- 0	0- 0	AWAY	0- 2	0- 1	1- 9				
0- 2	0- 0	0- 0	NEUTRAL	0- 0	0- 1	0- 1				
1- 8	0- 0	0- 0	NON-CONFERENCE	0- 0	0- 2	1- 6				
0- 2	0- 0	0- 0	HOME	0- 0	0- 0	0- 2				
1- 4	0- 0	0- 0	AWAY	0- 0	0- 1	1- 3				
0- 2	0- 0	0- 0	NEUTRAL	0- 0	0- 1	0- 1				
2- 14	0- 0	0- 0	CONFERENCE	0- 4	0- 1	2- 9				
2- 6	0- 0	0- 0	HOME	0- 2	0- 1	2- 3				
0- 8	0- 0	0- 0	AWAY	0- 2	0- 0	0- 6				
0- 0	0- 0	0- 0	NEUTRAL	0- 0	0- 0	0- 0				

RPI 1-25				RPI 26-50				RPI 51-100				RPI 101+				Team's RPI: 329	
RPI	S	Opponent	Score	RPI	S	Opponent	Score	RPI	S	Opponent	Score	RPI	S	Opponent	Score		
								82	A	McNeese St.	54	64	111	A	Wichita St.	49	77
								82	H	McNeese St.	62	80	144	N	Florida A&M	53	77
								90	A	Central Ark.	43	84	149	H	Stephen F. Austin	68	70
								90	H	Central Ark.	61	67	158	A	Sam Houston St.	64	80
													172	A	Lamar	56	58
													172	H	Lamar	61	82
													175	A	Alabama	52	78
													176	A	South Ala.	51	64
													179	A	SMU	41	67
													209	A	Nicholls St.	78	86
													209	H	Nicholls St.	69	83
													211	A	Texas St.	68	70
													225	A	Prairie View	79	69
													248	H	La.-Monroe	68	84
													261	N	Alcorn St.	60	70
													287	A	Southeastern La.	66	73
													287	H	Southeastern La.	70	79
													301	H	UTSA	61	57
													313	H	Texas-Arlington	86	70
													319	H	Jackson St.	73	79
													321	A	A&M-Corpus Christi	86	88
LAST 12 Division I GAMES:																	
				149	H	Stephen F. Austin	68	70		172	H	Lamar	61	82			
				209	A	Nicholls St.	78	86		321	A	A&M-Corpus Christi	86	88			
				313	H	Texas-Arlington	86	70		90	H	Central Ark.	61	67			
				158	A	Sam Houston St.	64	80		287	A	Southeastern La.	66	73			
				82	H	McNeese St.	62	80		172	A	Lamar	56	58			
				287	H	Southeastern La.	70	79		82	A	McNeese St.	54	64			

Non-Div I Games: Centenary (LA) 109 72 Loyola (LA) 80 84 LSU-Shreveport 63 40 Wiley 95 69 Northwestern St.

Average RPI Win:	92	WON-LOST	WINNING	LAST 12	STRENGTH OF	OPP. STRENGTH	TEAM	ADJ.	CONF.	ADJ CONF.
Average RPI Loss:	15	RECORD	PCT. RANK	GAMES	SCHEDULE	OF SCHEDULE	RPI	RPI	RPI	RPI
DIV. I ONLY	30- 3	6	10- 2	7	6	3	3	3	3	3
DIV. I NON-CONF.	13- 1	7	0- 0	22	8	7	7	2	2	2
TOTALS	RPI 1-25	RPI 26-50	W-L RECORDS	RPI 51-100	RPI 101-150	RPI 150+				
30- 3	11- 2	4- 1	OVERALL	3- 0	5- 0	7- 0				
15- 1	4- 0	1- 1	HOME	1- 0	4- 0	5- 0				
11- 2	5- 2	1- 0	AWAY	2- 0	1- 0	2- 0				
4- 0	2- 0	2- 0	NEUTRAL	0- 0	0- 0	0- 0				
13- 1	4- 1	1- 0	NON-CONFERENCE	1- 0	2- 0	5- 0				
8- 0	2- 0	0- 0	HOME	0- 0	2- 0	4- 0				
3- 1	1- 1	0- 0	AWAY	1- 0	0- 0	1- 0				
2- 0	1- 0	1- 0	NEUTRAL	0- 0	0- 0	0- 0				
17- 2	7- 1	3- 1	CONFERENCE	2- 0	3- 0	2- 0				
7- 1	2- 0	1- 1	HOME	1- 0	2- 0	1- 0				
8- 1	4- 1	1- 0	AWAY	1- 0	1- 0	1- 0				
2- 0	1- 0	1- 0	NEUTRAL	0- 0	0- 0	0- 0				

RPI	S	Opponent	Score	RPI	S	Opponent	Score	RPI	S	Opponent	Score	RPI	S	Opponent	Score
1	A	Baylor	81 94	30	A	Georgetown	80 60	70	A	Creighton	76 48	103	H	Hartford	98 43
4	A	Connecticut	54 63	38	N	Southern California	80 58	91	H	South Fla.	80 68	107	A	Cincinnati	76 50
4	A	Connecticut	72 59	39	H	West Virginia	63 65	98	A	Syracuse	74 55	126	H	Marquette	95 42
4	H	Connecticut	74 67	39	N	West Virginia	73 45					127	H	Providence	66 47
5	H	Tennessee	72 44	40	H	Villanova	76 43					142	H	Indiana St.	99 34
9	H	Kentucky	92 83									178	A	Seton Hall	74 36
10	N	Duke	56 54									196	H	Penn	69 38
11	A	St. John's (NY)	71 56									199	H	Pittsburgh	120 44
13	A	Rutgers	71 41									212	H	UCF	90 38
15	A	Purdue	66 38									221	H	Akron	81 61
20	H	DePaul	90 70									278	H	Longwood	92 26
20	N	DePaul	69 54									325	A	Mercer	128 42
23	A	Louisville	68 52												
LAST 12 Division I GAMES:															
4	A	Connecticut	54 63	127	H	Providence	66 47								
39	N	West Virginia	73 45	39	H	West Virginia	63 65								
20	N	DePaul	69 54	98	A	Syracuse	74 55								
4	A	Connecticut	72 59	20	H	DePaul	90 70								
91	H	South Fla.	80 68	13	A	Rutgers	71 41								
23	A	Louisville	68 52	11	A	St. John's (NY)	71 56								

Non-Div I Games:

Notre Dame

Oakland

Average RPI Win: **234**
 Average RPI Loss: **144**

WON-LOST
 RECORD

WINNING
 PCT. RANK

LAST 12
 GAMES

Through Games Of Sunday, March 11, 2012

STRENGTH OF
 SCHEDULE

OPP. STRENGTH
 OF SCHEDULE

TEAM
 RPI

ADJ.
 RPI

CONF.
 RPI

ADJ CONF.
 RPI

DIV. I ONLY	10- 17	246	3- 9	189	160	240	240	19	19
DIV. I NON-CONF.	3- 5	226	0- 0	121	60	177	177	11	11
TOTALS	RPI 1-25	RPI 26-50	W-L RECORDS	RPI 51-100	RPI 101-150	RPI 150+			
10- 17	0- 1	0- 0	OVERALL	0- 5	2- 5	8- 6			
7- 5	0- 0	0- 0	HOME	0- 2	1- 2	6- 1			
3- 11	0- 1	0- 0	AWAY	0- 3	1- 2	2- 5			
0- 1	0- 0	0- 0	NEUTRAL	0- 0	0- 1	0- 0			
3- 5	0- 1	0- 0	NON-CONFERENCE	0- 1	1- 1	2- 2			
2- 1	0- 0	0- 0	HOME	0- 0	0- 1	2- 0			
1- 4	0- 1	0- 0	AWAY	0- 1	1- 0	0- 2			
0- 0	0- 0	0- 0	NEUTRAL	0- 0	0- 0	0- 0			
7- 12	0- 0	0- 0	CONFERENCE	0- 4	1- 4	6- 4			
5- 4	0- 0	0- 0	HOME	0- 2	1- 1	4- 1			
2- 7	0- 0	0- 0	AWAY	0- 2	0- 2	2- 3			
0- 1	0- 0	0- 0	NEUTRAL	0- 0	0- 1	0- 0			

RPI 1-25				RPI 26-50				RPI 51-100				RPI 101+ Team's RPI: 240			
RPI	S	Opponent	Score	RPI	S	Opponent	Score	RPI	S	Opponent	Score	RPI	S	Opponent	Score
15	A	Purdue	47 66					55	A	South Dakota St.	52 62	116	A	Oral Roberts	53 62
								55	H	South Dakota St.	51 61	116	H	Oral Roberts	51 77
								63	A	Michigan St.	42 67	127	H	Providence	50 51
								87	A	South Dakota	38 49	143	A	American	68 62
								87	H	South Dakota	51 58	150	A	UMKC	54 63
												150	H	UMKC	71 65
												150	N	UMKC	59 72
												156	H	Ill.-Chicago	48 45
												169	A	George Mason	48 59
												235	A	Buffalo	65 69
												236	A	Western Ill.	53 86
												236	H	Western Ill.	75 71
												247	H	Clemson	63 51
												251	A	North Dakota St.	65 78
												251	H	North Dakota St.	68 52
												254	A	IUPUI	61 64
												254	H	IUPUI	54 50
												284	A	IPFW	67 47
												284	H	IPFW	45 52
												309	A	Southern Utah	64 60
												309	H	Southern Utah	59 45
LAST 12 Division I GAMES:															
150	N	UMKC	59 72	254	A	IUPUI	61 64								
150	A	UMKC	54 63	236	A	Western Ill.	53 86								
87	A	South Dakota	38 49	55	H	South Dakota St.	51 61								
116	H	Oral Roberts	51 77	251	H	North Dakota St.	68 52								
309	H	Southern Utah	59 45	309	A	Southern Utah	64 60								
284	H	IPFW	45 52	116	A	Oral Roberts	53 62								

Non-Div I Games: Rochester College 74 30

Oakland

Loss, Non-Conf, S Site, H Home A Away N Neutral

Average RPI Win:	237	WON-LOST	WINNING	LAST 12	STRENGTH OF	OPP. STRENGTH	TEAM	ADJ.	CONF.	ADJ CONF.
Average RPI Loss:	152	RECORD	PCT. RANK	GAMES	SCHEDULE	OF SCHEDULE	RPI	RPI	RPI	RPI
DIV. I ONLY	14- 18	204	5- 7	278	149	258	258	12	12	
DIV. I NON-CONF.	7- 7	160	0- 0	294	186	260	260	13	13	
TOTALS	RPI 1-25	RPI 26-50	W-L RECORDS	RPI 51-100	RPI 101-150	RPI 150+				
14- 18	0- 0	0- 2	OVERALL	1- 5	0- 4	13- 7				
12- 5	0- 0	0- 1	HOME	1- 2	0- 1	11- 1				
1- 10	0- 0	0- 0	AWAY	0- 2	0- 2	1- 6				
1- 3	0- 0	0- 1	NEUTRAL	0- 1	0- 1	1- 0				
7- 7	0- 0	0- 1	NON-CONFERENCE	0- 3	0- 0	7- 3				
6- 2	0- 0	0- 0	HOME	0- 1	0- 0	6- 1				
0- 3	0- 0	0- 0	AWAY	0- 1	0- 0	0- 2				
1- 2	0- 0	0- 1	NEUTRAL	0- 1	0- 0	1- 0				
7- 11	0- 0	0- 1	CONFERENCE	1- 2	0- 4	6- 4				
6- 3	0- 0	0- 1	HOME	1- 1	0- 1	5- 0				
1- 7	0- 0	0- 0	AWAY	0- 1	0- 2	1- 4				
0- 1	0- 0	0- 0	NEUTRAL	0- 0	0- 1	0- 0				

RPI S	Opponent	Score	RPI S	Opponent	Score	RPI S	Opponent	Score	RPI S	Opponent	Score	Team's RPI: 258
27 N	Oklahoma	57 89	73 A	Bowling Green	49 61	102 A	Miami (OH)	49 51				
49 H	Eastern Mich.	53 63	73 H	Bowling Green	60 56	102 H	Miami (OH)	47 67				
			77 H	UNC Wilmington	51 56	132 A	Central Mich.	53 67				
			78 H	Toledo	33 52	132 N	Central Mich.	55 58				
			81 A	Duquesne	60 83	169 H	George Mason	75 59				
			98 N	Syracuse	70 81	174 H	Marshall	68 56				
						201 A	Northern Ill.	46 50				
						203 N	Xavier	80 75				
						217 H	Niagara	50 40				
						221 A	Akron	65 71				
						221 H	Akron	72 71				
						235 A	Buffalo	56 61				
						235 H	Buffalo	73 64				
						256 H	Belmont	65 51				
						259 H	Youngstown St.	47 55				
						269 A	Cleveland St.	56 66				
						271 H	Ball St.	76 57				
						282 H	San Francisco	63 53				
						291 A	Western Mich.	72 59				
						297 A	Morehead St.	57 62				
						299 A	Kent St.	65 68				
						299 H	Kent St.	58 40				
						299 H	Kent St.	51 45				
						334 H	Chicago St.	65 37				
LAST 12 Division I GAMES:												
132 N	Central Mich.	55 58	221 A	Akron	65 71							
299 H	Kent St.	58 40	271 H	Ball St.	76 57							
102 A	Miami (OH)	49 51	201 A	Northern Ill.	46 50							
235 A	Buffalo	56 61	49 H	Eastern Mich.	53 63							
73 H	Bowling Green	60 56	291 A	Western Mich.	72 59							
299 H	Kent St.	51 45	132 A	Central Mich.	53 67							

Non-Div I Games:

Ohio

Average RPI Win: 130		WON-LOST	WINNING	LAST 12	STRENGTH OF		OPP. STRENGTH	TEAM	ADJ.	CONF.	ADJ CONF.
Average RPI Loss: 60		RECORD	PCT. RANK	GAMES	SCHEDULE		OF SCHEDULE	RPI	RPI	RPI	RPI
DIV. I ONLY		25- 6	18	7- 5	101		34	26	26	5	5
DIV. I NON-CONF.		13- 0	1	0- 0	137		46	13	13	5	5
<hr/>											
TOTALS	RPI 1-25	RPI 26-50		W-L RECORDS		RPI 51-100		RPI 101-150		RPI 150+	
25- 6	2- 1	6- 3		OVERALL		2- 0		6- 2		9- 0	
19- 0	2- 0	3- 0		HOME		1- 0		6- 0		7- 0	
5- 5	0- 1	2- 2		AWAY		1- 0		0- 2		2- 0	
1- 1	0- 0	1- 1		NEUTRAL		0- 0		0- 0		0- 0	
<hr/>											
13- 0	1- 0	3- 0		NON-CONFERENCE		1- 0		3- 0		5- 0	
11- 0	1- 0	1- 0		HOME		1- 0		3- 0		5- 0	
2- 0	0- 0	2- 0		AWAY		0- 0		0- 0		0- 0	
0- 0	0- 0	0- 0		NEUTRAL		0- 0		0- 0		0- 0	
<hr/>											
12- 6	1- 1	3- 3		CONFERENCE		1- 0		3- 2		4- 0	
8- 0	1- 0	2- 0		HOME		0- 0		3- 0		2- 0	
3- 5	0- 1	0- 2		AWAY		1- 0		0- 2		2- 0	
1- 1	0- 0	1- 1		NEUTRAL		0- 0		0- 0		0- 0	

RPI 1-25				RPI 26-50				Team's RPI: 26	RPI 51-100				RPI 101+			
RPI	S	Opponent	Score	RPI	S	Opponent	Score		RPI	S	Opponent	Score	RPI	S	Opponent	Score
15	H	Purdue	80 71	27	A	Oklahoma	69 63		53	H	Howard	73 50	101	H	Florida St.	78 75
18	H	LSU	77 68	29	A	California	77 75		63	A	Michigan St.	64 56	106	H	Washington St.	79 57
19	A	Penn St.	66 84	31	A	Nebraska	57 71						115	A	Illinois	65 66
				31	H	Nebraska	82 68						115	H	Illinois	96 84
				31	N	Nebraska	62 77						118	H	Northwestern	82 72
				42	H	Iowa	84 71						121	A	Minnesota	65 76
				45	A	Michigan	62 73						121	H	Minnesota	81 56
				45	N	Michigan	57 48						134	H	Charlotte	88 58
				46	H	Temple	70 66						164	A	Wisconsin	77 61
													164	H	Wisconsin	72 58
													219	A	Indiana	73 55
													219	H	Indiana	75 54
													238	H	Southern U.	83 49
													246	H	Canisius	84 41
													305	H	Tennessee St.	78 51
													309	H	Southern Utah	88 50
													328	H	Stony Brook	84 37
LAST 12 Division I GAMES:																
				31	N	Nebraska	62 77		15	H	Purdue	80 71				
				45	N	Michigan	57 48		115	A	Illinois	65 66				
				31	A	Nebraska	57 71		164	H	Wisconsin	72 58				
				121	H	Minnesota	81 56		121	A	Minnesota	65 76				
				19	A	Penn St.	66 84		219	A	Indiana	73 55				
				219	H	Indiana	75 54		115	H	Illinois	96 84				

Non-Div I Games:

Ohio St.

Average RPI Win:	117	WON-LOST	WINNING	LAST 12	STRENGTH OF	OPP. STRENGTH	TEAM	ADJ.	CONF.	ADJ CONF.
Average RPI Loss:	30	RECORD	PCT. RANK	GAMES	SCHEDULE	OF SCHEDULE	RPI	RPI	RPI	RPI
DIV. I ONLY	20- 12	92	6- 6	12	9	27	27	1	1	
DIV. I NON-CONF.	8- 4	88	0- 1	37	97	59	59	1	1	
TOTALS	RPI 1-25	RPI 26-50	W-L RECORDS	RPI 51-100	RPI 101-150	RPI 150+				
20- 12	3- 5	1- 3	OVERALL	7- 4	3- 0	6- 0				
10- 4	2- 2	1- 1	HOME	3- 1	1- 0	3- 0				
5- 7	1- 2	0- 2	AWAY	2- 3	1- 0	1- 0				
5- 1	0- 1	0- 0	NEUTRAL	2- 0	1- 0	2- 0				
8- 4	0- 1	0- 2	NON-CONFERENCE	2- 1	0- 0	6- 0				
3- 2	0- 1	0- 1	HOME	0- 0	0- 0	3- 0				
1- 2	0- 0	0- 1	AWAY	0- 1	0- 0	1- 0				
4- 0	0- 0	0- 0	NEUTRAL	2- 0	0- 0	2- 0				
12- 8	3- 4	1- 1	CONFERENCE	5- 3	3- 0	0- 0				
7- 2	2- 1	1- 0	HOME	3- 1	1- 0	0- 0				
4- 5	1- 2	0- 1	AWAY	2- 2	1- 0	0- 0				
1- 1	0- 1	0- 0	NEUTRAL	0- 0	1- 0	0- 0				

RPI S	Opponent	Score	RPI S	Opponent	Score	Team's RPI: 27	RPI S	Opponent	Score	RPI S	Opponent	Score
1	A Baylor	54 81	26	H Ohio St.	63 69		52	A Kansas	74 68	119	A Missouri	62 59
1	H Baylor	58 89	28	A Vanderbilt	66 78		52	H Kansas	77 83	119	H Missouri	64 60
4	H Connecticut	55 73	48	A Iowa St.	71 77		54	A Texas	62 87	119	N Missouri	70 59
8	A Texas A&M	58 75	48	H Iowa St.	80 51		54	H Texas	73 67	186	H TCU	82 54
8	H Texas A&M	64 55					61	A Texas Tech	71 62	203	N Xavier	73 51
8	N Texas A&M	66 79					61	H Texas Tech	71 68	232	H Sacramento St.	117 55
17	A Kansas St.	65 57					64	A Fresno St.	66 69	252	H Milwaukee	72 50
17	H Kansas St.	68 62					69	A Oklahoma St.	63 66	258	N Ohio	89 57
							69	H Oklahoma St.	80 71	277	A New Mexico	58 56
							96	N Liberty	76 45			
							98	N Syracuse	82 63			
LAST 12 Division I GAMES:												
8	N Texas A&M	66 79	48	A Iowa St.	71 77							
119	N Missouri	70 59	17	H Kansas St.	68 62							
52	H Kansas	77 83	4	H Connecticut	55 73							
61	A Texas Tech	71 62	119	H Missouri	64 60							
54	A Texas	62 87	1	A Baylor	54 81							
8	H Texas A&M	64 55	69	H Oklahoma St.	80 71							

Non-Div I Games:

Oklahoma

Average RPI Win:	129	WON-LOST	WINNING	LAST 12	STRENGTH OF	OPP. STRENGTH	TEAM	ADJ.	CONF.	ADJ CONF.
Average RPI Loss:	43	RECORD	PCT. RANK	GAMES	SCHEDULE	OF SCHEDULE	RPI	RPI	RPI	RPI
DIV. I ONLY	16- 12	126	4- 8	41	11	69	69	1	1	
DIV. I NON-CONF.	8- 1	18	0- 0	244	225	75	75	1	1	
TOTALS	RPI 1-25	RPI 26-50	W-L RECORDS	RPI 51-100	RPI 101-150	RPI 150+				
16- 12	1- 5	2- 2	OVERALL	4- 3	4- 2	5- 0				
12- 3	1- 2	2- 0	HOME	3- 1	2- 0	4- 0				
3- 7	0- 3	0- 2	AWAY	1- 2	1- 0	1- 0				
1- 2	0- 0	0- 0	NEUTRAL	0- 0	1- 2	0- 0				
8- 1	0- 0	0- 0	NON-CONFERENCE	1- 0	2- 1	5- 0				
6- 0	0- 0	0- 0	HOME	1- 0	1- 0	4- 0				
1- 0	0- 0	0- 0	AWAY	0- 0	0- 0	1- 0				
1- 1	0- 0	0- 0	NEUTRAL	0- 0	1- 1	0- 0				
8- 11	1- 5	2- 2	CONFERENCE	3- 3	2- 1	0- 0				
6- 3	1- 2	2- 0	HOME	2- 1	1- 0	0- 0				
2- 7	0- 3	0- 2	AWAY	1- 2	1- 0	0- 0				
0- 1	0- 0	0- 0	NEUTRAL	0- 0	0- 1	0- 0				

RPI S	Opponent	Score	RPI S	Opponent	Score	RPI S	Opponent	Score	RPI S	Opponent	Score
1	A Baylor	44 71	27	A Oklahoma	71 80	52	A Kansas	66 63	113	N LIU Brooklyn	63 64
1	H Baylor	52 83	27	H Oklahoma	66 63	52	H Kansas	60 65	119	A Missouri	62 58
8	A Texas A&M	49 63	48	A Iowa St.	52 73	54	A Texas	53 69	119	H Missouri	68 47
8	H Texas A&M	57 53	48	H Iowa St.	71 63	54	H Texas	70 51	119	N Missouri	68 72
17	A Kansas St.	50 53				56	H Missouri St.	80 57	131	H Coppin St.	59 35
17	H Kansas St.	56 67				61	A Texas Tech	53 58	135	N Mississippi St.	78 71
						61	H Texas Tech	53 49	177	H Rice	96 60
									219	A Indiana	83 72
									261	H Alcorn St.	69 36
									263	H Tex.-Pan American	74 35
									337	H Ark.-Pine Bluff	98 35
LAST 12 Division I GAMES:											
119	N Missouri	68 72	1	H Baylor	52 83						
119	H Missouri	68 47	54	A Texas	53 69						
52	A Kansas	66 63	61	H Texas Tech	53 49						
48	H Iowa St.	71 63	27	A Oklahoma	71 80						
17	A Kansas St.	50 53	48	A Iowa St.	52 73						
8	A Texas A&M	49 63	17	H Kansas St.	56 67						

Non-Div I Games:

Oklahoma St.

■ Loss,
 ■ Non-Conf,
 ■ S Site,
 ■ H Home
 ■ A Away
 N Neutral

Old Dominion

Through Games Of Sunday, March 11, 2012

Average RPI Win:	178	WON-LOST	WINNING	LAST 12	STRENGTH OF	OPP. STRENGTH	TEAM	ADJ.	CONF.	ADJ CONF.
Average RPI Loss:	106	RECORD	PCT. RANK	GAMES	SCHEDULE	OF SCHEDULE	RPI	RPI	RPI	RPI
DIV. I ONLY	11- 21	260	5- 7	80	76	180	180	7	7	
DIV. I NON-CONF.	3- 9	275	0- 0	131	37	261	261	7	7	
TOTALS	RPI 1-25	RPI 26-50	W-L RECORDS	RPI 51-100	RPI 101-150	RPI 150+				
11- 21	0- 5	0- 3	OVERALL	2- 3	2- 2	7- 8				
5- 9	0- 0	0- 2	HOME	0- 3	1- 1	4- 3				
4- 9	0- 4	0- 1	AWAY	2- 0	0- 1	2- 3				
2- 3	0- 1	0- 0	NEUTRAL	0- 0	1- 0	1- 2				
3- 9	0- 3	0- 1	NON-CONFERENCE	0- 0	0- 0	3- 5				
2- 3	0- 0	0- 1	HOME	0- 0	0- 0	2- 2				
0- 4	0- 3	0- 0	AWAY	0- 0	0- 0	0- 1				
1- 2	0- 0	0- 0	NEUTRAL	0- 0	0- 0	1- 2				
8- 12	0- 2	0- 2	CONFERENCE	2- 3	2- 2	4- 3				
3- 6	0- 0	0- 1	HOME	0- 3	1- 1	2- 1				
4- 5	0- 1	0- 1	AWAY	2- 0	0- 1	2- 2				
1- 1	0- 1	0- 0	NEUTRAL	0- 0	1- 0	0- 0				

RPI 1-25				RPI 26-50				RPI 51-100				RPI 101+				Team's RPI: 180	
RPI	S	Opponent	Score	RPI	S	Opponent	Score	RPI	S	Opponent	Score	RPI	S	Opponent	Score		
2	A	Stanford	48 97	35	A	James Madison	44 63	66	H	Drexel	45 53	108	H	Towson	65 50		
5	A	Tennessee	37 90	35	H	James Madison	55 57	68	A	Hofstra	81 79	108	N	Towson	72 58		
7	A	Delaware	63 76	47	H	Richmond	63 78	68	H	Hofstra	68 81	112	A	VCU	72 76		
7	N	Delaware	54 74					77	A	UNC Wilmington	59 57	112	H	VCU	56 67		
14	A	Georgia Tech	56 87					77	H	UNC Wilmington	54 76	169	A	George Mason	69 85		
</																	

Average RPI Win:	247	WON-LOST	WINNING	LAST 12	STRENGTH OF	OPP. STRENGTH	TEAM	ADJ.	CONF.	ADJ CONF.
Average RPI Loss:	70	RECORD	PCT. RANK	GAMES	SCHEDULE	OF SCHEDULE	RPI	RPI	RPI	RPI
DIV. I ONLY	12- 18	228	0- 12	128	78	190	190	2	2	
DIV. I NON-CONF.	10- 3	49	0- 0	314	330	153	153	3	3	
TOTALS	RPI 1-25	RPI 26-50	W-L RECORDS	RPI 51-100	RPI 101-150	RPI 150+				
12- 18	0- 6	1- 5	OVERALL	0- 0	0- 5	11- 2				
8- 8	0- 3	1- 1	HOME	0- 0	0- 3	7- 1				
4- 9	0- 3	0- 3	AWAY	0- 0	0- 2	4- 1				
0- 1	0- 0	0- 1	NEUTRAL	0- 0	0- 0	0- 0				
10- 3	0- 1	0- 0	NON-CONFERENCE	0- 0	0- 1	10- 1				
7- 1	0- 0	0- 0	HOME	0- 0	0- 1	7- 0				
3- 2	0- 1	0- 0	AWAY	0- 0	0- 0	3- 1				
0- 0	0- 0	0- 0	NEUTRAL	0- 0	0- 0	0- 0				
2- 15	0- 5	1- 5	CONFERENCE	0- 0	0- 4	1- 1				
1- 7	0- 3	1- 1	HOME	0- 0	0- 2	0- 1				
1- 7	0- 2	0- 3	AWAY	0- 0	0- 2	1- 0				
0- 1	0- 0	0- 1	NEUTRAL	0- 0	0- 0	0- 0				

RPI 1-25				RPI 26-50				RPI 51-100				RPI 101+ Team's RPI: 190			
RPI	S	Opponent	Score	RPI	S	Opponent	Score	RPI	S	Opponent	Score	RPI	S	Opponent	Score
5	H	Tennessee	56 66	28	A	Vanderbilt	52 68					117	A	Auburn	43 46
9	A	Kentucky	41 82	32	A	South Carolina	43 61					117	H	Auburn	54 67
12	A	Miami (FL)	48 76	33	H	Arkansas	60 54					132	H	Central Mich.	75 78
18	H	LSU	44 83	33	N	Arkansas	47 67					135	A	Mississippi St.	50 53
25	A	Georgia	52 87	41	A	Florida	55 84					135	H	Mississippi St.	46 51
25	H	Georgia	47 61	41	H	Florida	55 59					172	A	Lamar	58 67
												175	A	Alabama	69 55
												175	H	Alabama	47 52
												176	H	South Ala.	54 45
												206	H	Grambling	78 53
												255	A	Massachusetts	72 67
												269	H	Cleveland St.	74 63
												274	H	North Florida	68 59
												287	H	Southeastern La.	72 52
												294	H	Murray St.	64 59
												323	A	Southeast Mo. St.	51 43
												331	A	Lipscomb	72 57
												337	H	Ark.-Pine Bluff	83 52
LAST 12 Division I GAMES:															
				33	N	Arkansas	47 67	41	A	Florida	55 84				
				117	A	Auburn	43 46	9	A	Kentucky	41 82				
				25	A	Georgia	52 87	117	H	Auburn	54 67				
				5	H	Tennessee	56 66	32	A	South Carolina	43 61				
				135	A	Mississippi St.	50 53	25	H	Georgia	47 61				
				175	H	Alabama	47 52	135	H	Mississippi St.	46 51				

Non-Div I Games:

Ole Miss

■ Loss,
 ■ Non-Conf,
 ■ S Site,
 ■ H Home
 ■ A Away
 N Neutral

Oral Roberts

Through Games Of Sunday, March 11, 2012

Average RPI Win:	218	WON-LOST	WINNING	LAST 12	STRENGTH OF	OPP. STRENGTH	TEAM	ADJ.	CONF.	ADJ CONF.
Average RPI Loss:	130	RECORD	PCT. RANK	GAMES	SCHEDULE	OF SCHEDULE	RPI	RPI	RPI	RPI
DIV. I ONLY	19- 10	81	9- 3	234	142	116	116	19	19	
DIV. I NON-CONF.	5- 5	160	0- 0	136	63	128	128	11	11	
TOTALS	RPI 1-25	RPI 26-50	W-L RECORDS	RPI 51-100	RPI 101-150	RPI 150+				
19- 10	0- 0	0- 1	OVERALL	3- 4	1- 1	15- 4				
10- 3	0- 0	0- 0	HOME	2- 2	1- 0	7- 1				
9- 6	0- 0	0- 1	AWAY	1- 2	0- 1	8- 2				
0- 1	0- 0	0- 0	NEUTRAL	0- 0	0- 0	0- 1				
5- 5	0- 0	0- 1	NON-CONFERENCE	1- 2	0- 0	4- 2				
2- 2	0- 0	0- 0	HOME	1- 1	0- 0	1- 1				
3- 3	0- 0	0- 1	AWAY	0- 1	0- 0	3- 1				
0- 0	0- 0	0- 0	NEUTRAL	0- 0	0- 0	0- 0				
14- 5	0- 0	0- 0	CONFERENCE	2- 2	1- 1	11- 2				
8- 1	0- 0	0- 0	HOME	1- 1	1- 0	6- 0				
6- 3	0- 0	0- 0	AWAY	1- 1	0- 1	5- 1				
0- 1	0- 0	0- 0	NEUTRAL	0- 0	0- 0	0- 1				

RPI 1-25				RPI 26-50				RPI 51-100				RPI 101+				Team's RPI: 116	
RPI	S	Opponent	Score	RPI	S	Opponent	Score	RPI	S	Opponent	Score	RPI	S	Opponent	Score		
				33	A	Arkansas	37 65	52	A	Kansas	68 85	150	A	UMKC	79 92		
								55	A	South Dakota St.	51 70	150	H	UMKC	83 70		
								55	H	South Dakota St.	71 65	164	A	Wisconsin	80 63		
								56	H	Missouri St.	79 85	166	A	Tulsa	57 65		
								87	A	South Dakota	66 53	171	H	Louisiana Tech	92 71		
								87	H	South Dakota	57 60	206	H	Grambling	80 89		
								94	H	UALR	78 63	208	A	North Texas	70 60		
												236	A	Western Ill.	78 66		
												236	H	Western Ill.	84 69		
												236	N	Western Ill.	71 83		
												240	A	Oakland	77 51		
												240	H	Oakland	62 53		
												251	A	North Dakota St.	84 75		
												251	H	North Dakota St.	92 66		
												254	A	IUPUI	48 72		
												254	H	IUPUI	67 55		
												284	A	IPFW	62 61		
												284	H	IPFW	102 62		
												309	A	Southern Utah	54 47		
												309	H	Southern Utah	109 59		
												316	A	Houston	76 60		
LAST 12 Division I GAMES:																	
				236	N	Western Ill.	71 83	55	A	South Dakota St.	51 70						
				309	A	Southern Utah	54 47	251	A	North Dakota St.	84 75						
				240	A	Oakland	77 51	87	H	South Dakota	57 60						
				284	A	IPFW	62 61	150	H	UMKC	83 70						
				254	H	IUPUI	67 55	284	H	IPFW	102 62						
				236	H	Western Ill.	84 69	240	H	Oakland	62 53						

Non-Div I Games: Drury 80 53

Oral Roberts

Loss, Non-Conf, S Site, H Home A Away N Neutral

Oregon

Average RPI Win: **157**
Average RPI Loss: **80**

WON-LOST
RECORD

WINNING
PCT. RANK

LAST 12
GAMES

Through Games Of Sunday, March 11, 2012

STRENGTH OF
SCHEDULE

OPP. STRENGTH
OF SCHEDULE

TEAM
RPI

ADJ.
RPI

CONF.
RPI

ADJ CONF.
RPI

DIV. I ONLY	15- 16	169	5- 7	64	72	139	139	4	4
DIV. I NON-CONF.	8- 4	88	0- 0	208	212	148	148	4	4
TOTALS	RPI 1-25	RPI 26-50	W-L RECORDS	RPI 51-100	RPI 101-150	RPI 150+			
15- 16	0- 2	0- 3	OVERALL	2- 7	5- 3	8- 1			
12- 6	0- 1	0- 1	HOME	1- 3	3- 1	8- 0			
3- 9	0- 1	0- 2	AWAY	1- 3	2- 2	0- 1			
0- 1	0- 0	0- 0	NEUTRAL	0- 1	0- 0	0- 0			
8- 4	0- 0	0- 0	NON-CONFERENCE	0- 2	1- 1	7- 1			
8- 1	0- 0	0- 0	HOME	0- 1	1- 0	7- 0			
0- 3	0- 0	0- 0	AWAY	0- 1	0- 1	0- 1			
0- 0	0- 0	0- 0	NEUTRAL	0- 0	0- 0	0- 0			
7- 12	0- 2	0- 3	CONFERENCE	2- 5	4- 2	1- 0			
4- 5	0- 1	0- 1	HOME	1- 2	2- 1	1- 0			
3- 6	0- 1	0- 2	AWAY	1- 2	2- 1	0- 0			
0- 1	0- 0	0- 0	NEUTRAL	0- 1	0- 0	0- 0			

RPI 1-25				RPI 26-50				RPI 51-100				RPI 101+ Team's RPI: 139			
RPI	S	Opponent	Score	RPI	S	Opponent	Score	RPI	S	Opponent	Score	RPI	S	Opponent	Score
2	A	Stanford	70 93	29	A	California	67 90	51	H	St. Mary's (CA)	62 72	106	A	Washington St.	67 62
2	H	Stanford	46 81	29	H	California	71 83	64	A	Fresno St.	71 81	106	H	Washington St.	47 75
				38	A	Southern California	73 92	65	H	Arizona St.	49 53	109	A	Utah	47 65
								71	A	UCLA	83 62	109	H	Utah	72 67
								83	A	Oregon St.	60 67	114	A	Colorado	64 62
								83	H	Oregon St.	53 68	114	H	Colorado	67 62
								92	A	Washington	69 72	115	H	Illinois	77 74
								92	H	Washington	88 86	128	A	Denver	65 89
								92	N	Washington	56 72	155	H	Cal Poly	102 93
												162	H	Arizona	87 73
												170	H	Cal St. Northridge	79 75
												183	H	Portland	88 78
												192	H	Portland St.	75 71
												209	H	Nicholls St.	95 76
												228	H	UC Irvine	89 77
												311	A	Nevada	74 76
												333	H	Weber St.	88 73
LAST 12 Division I GAMES:															
		92	N	Washington	56	72				106	A	Washington St.	67	62	
		109	A	Utah	47	65				92	A	Washington	69	72	
		114	A	Colorado	64	62				114	H	Colorado	67	62	
		83	H	Oregon St.	53	68				109	H	Utah	72	67	
		2	H	Stanford	46	81				83	A	Oregon St.	60	67	
		29	H	California	71	83				71	A	UCLA	83	62	

O
r
e
g
o
n

O
r
e
g
o
n

Non-Div I Games:

Oregon

Loss, Non-Conf, S Site, H Home A Away N Neutral

Average RPI Win: 142		WON-LOST	WINNING	LAST 12	STRENGTH OF		OPP. STRENGTH	TEAM	ADJ.	CONF.	ADJ CONF.
Average RPI Loss: 82		RECORD	PCT. RANK	GAMES	SCHEDULE		OF SCHEDULE	RPI	RPI	RPI	RPI
DIV. I ONLY		16- 12	126	7- 5	66		57	83	83	4	4
DIV. I NON-CONF.		7- 2	47	0- 0	205		207	90	90	4	4
<hr/>											
TOTALS	RPI 1-25	RPI 26-50		W-L RECORDS		RPI 51-100		RPI 101-150		RPI 150+	
16- 12	0- 2	1- 2		OVERALL		3- 2		7- 4		5- 2	
8- 5	0- 1	0- 1		HOME		2- 1		4- 1		2- 1	
8- 5	0- 1	1- 1		AWAY		1- 1		3- 2		3- 0	
0- 2	0- 0	0- 0		NEUTRAL		0- 0		0- 1		0- 1	
7- 2	0- 0	0- 0		NON-CONFERENCE		0- 1		2- 0		5- 1	
3- 1	0- 0	0- 0		HOME		0- 1		1- 0		2- 0	
4- 0	0- 0	0- 0		AWAY		0- 0		1- 0		3- 0	
0- 1	0- 0	0- 0		NEUTRAL		0- 0		0- 0		0- 1	
9- 10	0- 2	1- 2		CONFERENCE		3- 1		5- 4		0- 1	
5- 4	0- 1	0- 1		HOME		2- 0		3- 1		0- 1	
4- 5	0- 1	1- 1		AWAY		1- 1		2- 2		0- 0	
0- 1	0- 0	0- 0		NEUTRAL		0- 0		0- 1		0- 0	

RPI	S	Opponent	Score	RPI	S	Opponent	Score	RPI	S	Opponent	Score	RPI	S	Opponent	Score
2	A	Stanford	60 67	29	A	California	56 73	51	H	St. Mary's (CA)	61 81	106	A	Washington St.	51 39
2	H	Stanford	45 78	29	H	California	68 75	65	H	Arizona St.	56 51	106	H	Washington St.	54 61
				38	A	Southern California	65 61	71	A	UCLA	60 69	106	N	Washington St.	56 65
								92	A	Washington	78 73	109	A	Utah	56 63
								92	H	Washington	60 55	109	H	Utah	62 49
												114	A	Colorado	57 67
												114	H	Colorado	65 45
												136	H	Montana St.	83 53
												138	A	Pepperdine	63 52
												139	A	Oregon	68 53
												139	H	Oregon	67 60
												161	A	Eastern Wash.	74 60
												162	H	Arizona	56 58
												170	H	Cal St. Northridge	83 63
												177	A	Rice	63 57
												208	N	North Texas	53 60
												279	A	CSU Bakersfield	85 62
												309	H	Southern Utah	90 40
LAST 12 Division I GAMES:															
				106	N	Washington St.	56 65					92	A	Washington	78 73
				114	A	Colorado	57 67					106	A	Washington St.	51 39
				109	A	Utah	56 63					109	H	Utah	62 49
				139	A	Oregon	68 53					114	H	Colorado	65 45
				29	H	California	68 75					139	H	Oregon	67 60
				2	H	Stanford	45 78					38	A	Southern California	65 61

Non-Div I Games: Corban 79 47 Western Ore. 96 32

Oregon St.

Loss, Non-Conf, S Site, H Home A Away N Neutral

Pacific

Through Games Of Sunday, March 11, 2012

Average RPI Win:	223	WON-LOST	WINNING	LAST 12	STRENGTH OF	OPP. STRENGTH	TEAM	ADJ.	CONF.	ADJ CONF.
Average RPI Loss:	125	RECORD	PCT. RANK	GAMES	SCHEDULE	OF SCHEDULE	RPI	RPI	RPI	RPI
DIV. I ONLY	17- 13	130	7- 5	127	210	125	125	21	21	
DIV. I NON-CONF.	7- 5	122	0- 0	38	107	74	74	19	19	
TOTALS	RPI 1-25	RPI 26-50	W-L RECORDS	RPI 51-100	RPI 101-150	RPI 150+				
17- 13	0- 1	1- 0	OVERALL	0- 4	1- 2	15- 6				
10- 4	0- 0	1- 0	HOME	0- 1	0- 1	9- 2				
7- 8	0- 1	0- 0	AWAY	0- 3	1- 1	6- 3				
0- 1	0- 0	0- 0	NEUTRAL	0- 0	0- 0	0- 1				
7- 5	0- 1	1- 0	NON-CONFERENCE	0- 4	0- 0	6- 0				
5- 1	0- 0	1- 0	HOME	0- 1	0- 0	4- 0				
2- 4	0- 1	0- 0	AWAY	0- 3	0- 0	2- 0				
0- 0	0- 0	0- 0	NEUTRAL	0- 0	0- 0	0- 0				
10- 8	0- 0	0- 0	CONFERENCE	0- 0	1- 2	9- 6				
5- 3	0- 0	0- 0	HOME	0- 0	0- 1	5- 2				
5- 4	0- 0	0- 0	AWAY	0- 0	1- 1	4- 3				
0- 1	0- 0	0- 0	NEUTRAL	0- 0	0- 0	0- 1				

RPI 1-25				RPI 26-50				RPI 51-100				RPI 101+ Team's RPI: 125			
RPI	S	Opponent	Score	RPI	S	Opponent	Score	RPI	S	Opponent	Score	RPI	S	Opponent	Score
4	A	Connecticut	53 112	41	H	Florida	78 73	51	H	St. Mary's (CA)	67 68	146	A	UC Davis	51 59
								64	A	Fresno St.	52 61	146	A	UC Davis	59 51
								76	A	San Diego	57 77	146	H	UC Davis	61 65
								95	A	Fairfield	47 56	152	H	Seattle	81 79
												155	A	Cal Poly	64 74
												155	H	Cal Poly	66 88
												161	H	Eastern Wash.	69 60
												165	H	SIU Edwardsville	78 68
												167	A	UC Santa Barbara	52 48
												167	H	UC Santa Barbara	60 40
												167	N	UC Santa Barbara	66 84
												170	A	Cal St. Northridge	56 63
												170	H	Cal St. Northridge	68 72
												228	A	UC Irvine	75 77
												228	H	UC Irvine	87 63
												237	A	Long Beach St.	73 68
												237	H	Long Beach St.	93 56
												279	A	CSU Bakersfield	96 73
												285	A	Cal St. Fullerton	69 64
												285	H	Cal St. Fullerton	72 67
												302	H	Air Force	95 59
												310	A	UC Riverside	80 59
												310	H	UC Riverside	63 46
												311	A	Nevada	75 70
LAST 12 Division I GAMES:															
				167	N	UC Santa Barbara	66 84					170	A	Cal St. Northridge	56 63
				146	A	UC Davis	59 51					228	H	UC Irvine	87 63
				155	H	Cal Poly	66 88					310	H	UC Riverside	63 46
				167	H	UC Santa Barbara	60 40					285	A	Cal St. Fullerton	69 64
				237	A	Long Beach St.	73 68					167	A	UC Santa Barbara	52 48
				146	H	UC Davis	61 65					155	A	Cal Poly	64 74

Non-Div I Games:

Pacific

■ Loss,
 ■ Non-Conf,
 ■ S Site,
 ■ H Home
 ■ A Away
 N Neutral

Average RPI Win:	261	WON-LOST	WINNING	LAST 12	STRENGTH OF	OPP. STRENGTH	TEAM	ADJ.	CONF.	ADJ CONF.
Average RPI Loss:	128	RECORD	PCT. RANK	GAMES	SCHEDULE	OF SCHEDULE	RPI	RPI	RPI	RPI
DIV. I ONLY	13- 15	191	5- 7	214	188	196	196	20	20	
DIV. I NON-CONF.	7- 7	160	0- 0	181	170	161	161	17	17	
TOTALS	RPI 1-25	RPI 26-50	W-L RECORDS	RPI 51-100	RPI 101-150	RPI 150+				
13- 15	0- 3	0- 2	OVERALL	1- 2	1- 4	11- 4				
7- 6	0- 1	0- 0	HOME	1- 0	0- 2	6- 3				
5- 9	0- 2	0- 2	AWAY	0- 2	1- 2	4- 1				
1- 0	0- 0	0- 0	NEUTRAL	0- 0	0- 0	1- 0				
7- 7	0- 1	0- 2	NON-CONFERENCE	1- 2	0- 1	6- 1				
5- 1	0- 0	0- 0	HOME	1- 0	0- 0	4- 1				
1- 6	0- 1	0- 2	AWAY	0- 2	0- 1	1- 0				
1- 0	0- 0	0- 0	NEUTRAL	0- 0	0- 0	1- 0				
6- 8	0- 2	0- 0	CONFERENCE	0- 0	1- 3	5- 3				
2- 5	0- 1	0- 0	HOME	0- 0	0- 2	2- 2				
4- 3	0- 1	0- 0	AWAY	0- 0	1- 1	3- 1				
0- 0	0- 0	0- 0	NEUTRAL	0- 0	0- 0	0- 0				

RPI 1-25				RPI 26-50				RPI 51-100				RPI 101+ Team's RPI: 196			
RPI	S	Opponent	Score	RPI	S	Opponent	Score	RPI	S	Opponent	Score	RPI	S	Opponent	Score
3	A	Notre Dame	38 69	40	A	Villanova	30 52	58	A	Saint Joseph's	34 42	129	A	Harvard	52 66
24	A	Princeton	42 79	46	A	Temple	47 72	66	H	Drexel	67 65	129	H	Harvard	53 57
24	H	Princeton	48 83					93	A	San Diego St.	37 51	141	A	La Salle	47 58
												147	A	Yale	61 58
												147	H	Yale	60 72
												217	A	Niagara	55 41
												223	A	Brown	72 66
												223	H	Brown	55 59
												265	A	Cornell	42 45
												265	H	Cornell	53 67
												268	H	Army	70 60
												286	A	Dartmouth	73 63
												286	H	Dartmouth	63 49
												288	H	Rider	66 57
												300	H	Lafayette	49 39
												308	N	UNC Greensboro	47 36
												326	H	NJIT	48 52
												327	H	St. Francis (NY)	70 61
												339	A	Columbia	61 41
												339	H	Columbia	75 50
LAST 12 Division I GAMES:															
24	A	Princeton	42 79	265	A	Cornell	42 45								
147	A	Yale	61 58	286	A	Dartmouth	73 63								
223	A	Brown	72 66	129	A	Harvard	52 66								
129	H	Harvard	53 57	223	H	Brown	55 59								
286	H	Dartmouth	63 49	147	H	Yale	60 72								
339	A	Columbia	61 41	265	H	Cornell	53 67								

Non-Div I Games:

Penn

■ Loss,
 ■ Non-Conf,
 ■ S Site,
 ■ H Home
 ■ A Away
 N Neutral

Average RPI Win:	128	WON-LOST	WINNING	LAST 12	STRENGTH OF	OPP. STRENGTH	TEAM	ADJ.	CONF.	ADJ CONF.
Average RPI Loss:	40	RECORD	PCT. RANK	GAMES	SCHEDULE	OF SCHEDULE	RPI	RPI	RPI	RPI
DIV. I ONLY	24- 6	22	10- 2	70	38	19	19	5	5	
DIV. I NON-CONF.	10- 2	33	0- 0	170	41	37	37	5	5	
TOTALS	RPI 1-25	RPI 26-50	W-L RECORDS	RPI 51-100	RPI 101-150	RPI 150+				
24- 6	1- 2	8- 1	OVERALL	1- 3	6- 0	8- 0				
12- 2	0- 0	4- 1	HOME	1- 1	2- 0	5- 0				
10- 3	1- 1	3- 0	AWAY	0- 2	3- 0	3- 0				
2- 1	0- 1	1- 0	NEUTRAL	0- 0	1- 0	0- 0				
10- 2	0- 1	3- 0	NON-CONFERENCE	1- 1	1- 0	5- 0				
6- 0	0- 0	1- 0	HOME	1- 0	1- 0	3- 0				
3- 2	0- 1	1- 0	AWAY	0- 1	0- 0	2- 0				
1- 0	0- 0	1- 0	NEUTRAL	0- 0	0- 0	0- 0				
14- 4	1- 1	5- 1	CONFERENCE	0- 2	5- 0	3- 0				
6- 2	0- 0	3- 1	HOME	0- 1	1- 0	2- 0				
7- 1	1- 0	2- 0	AWAY	0- 1	3- 0	1- 0				
1- 1	0- 1	0- 0	NEUTRAL	0- 0	1- 0	0- 0				

RPI 1-25				Team's RPI: 19		RPI 26-50				RPI 51-100				RPI 101+					
RPI	S	Opponent	Score		RPI	S	Opponent	Score		RPI	S	Opponent	Score		RPI	S	Opponent	Score	
7	A	Delaware	71	80	26	H	Ohio St.	84	66	61	A	Texas Tech	66	70	106	H	Washington St.	72	60
15	A	Purdue	74	63	31	A	Nebraska	93	73	63	A	Michigan St.	77	83	115	A	Illinois	71	65
15	N	Purdue	66	68	31	H	Nebraska	63	71	63	H	Michigan St.	65	75	118	A	Northwestern	77	63
					32	A	South Carolina	55	50	89	H	North Carolina	103	84	121	A	Minnesota	68	65
					37	H	Middle Tenn.	65	49						121	H	Minnesota	74	51
					42	H	Iowa	68	52						121	N	Minnesota	78	74
					45	A	Michigan	77	56						164	A	Wisconsin	82	49
					45	H	Michigan	78	63						164	H	Wisconsin	69	54
					48	N	Iowa St.	66	59						215	H	Md.-East. Shore	76	51
															219	H	Indiana	76	44
															224	H	Virginia Tech	66	28
															311	A	Nevada	103	65
															330	A	Bucknell	78	54
															336	H	Wagner	103	42
LAST 12 Division I GAMES:																			
		15	N	Purdue			66	68			164	H	Wisconsin		69	54			
		121	N	Minnesota			78	74			121	A	Minnesota		68	65			
		121	H	Minnesota			74	51			219	H	Indiana		76	44			
		26	H	Ohio St.			84	66			63	A	Michigan St.		77	83			
		15	A	Purdue			74	63			45	A	Michigan		77	56			
		118	A	Northwestern			77	63			42	H	Iowa		68	52			

Non-Div I Games:

Penn St.

■ Loss,
■ Non-Conf,
■ S Site,
■ H Home
■ A Away
N Neutral

Pepperdine

Through Games Of Sunday, March 11, 2012

Average RPI Win:	205	WON-LOST	WINNING	LAST 12	STRENGTH OF	OPP. STRENGTH	TEAM	ADJ.	CONF.	ADJ CONF.
Average RPI Loss:	93	RECORD	PCT. RANK	GAMES	SCHEDULE	OF SCHEDULE	RPI	RPI	RPI	RPI
DIV. I ONLY	14- 15	174	5- 7	93	97	138	138	8	8	
DIV. I NON-CONF.	5- 6	191	0- 0	85	151	133	133	9	9	
TOTALS	RPI 1-25	RPI 26-50	W-L RECORDS	RPI 51-100	RPI 101-150	RPI 150+				
14- 15	0- 3	1- 2	OVERALL	1- 6	0- 0	12- 4				
7- 5	0- 1	1- 1	HOME	1- 3	0- 0	5- 0				
5- 9	0- 2	0- 1	AWAY	0- 2	0- 0	5- 4				
2- 1	0- 0	0- 0	NEUTRAL	0- 1	0- 0	2- 0				
5- 6	0- 1	0- 1	NON-CONFERENCE	1- 1	0- 0	4- 3				
2- 2	0- 0	0- 1	HOME	1- 1	0- 0	1- 0				
2- 4	0- 1	0- 0	AWAY	0- 0	0- 0	2- 3				
1- 0	0- 0	0- 0	NEUTRAL	0- 0	0- 0	1- 0				
9- 9	0- 2	1- 1	CONFERENCE	0- 5	0- 0	8- 1				
5- 3	0- 1	1- 0	HOME	0- 2	0- 0	4- 0				
3- 5	0- 1	0- 1	AWAY	0- 2	0- 0	3- 1				
1- 1	0- 0	0- 0	NEUTRAL	0- 1	0- 0	1- 0				

RPI S	Opponent	Score	RPI S	Opponent	Score	RPI S	Opponent	Score	RPI S	Opponent	Score	Team's RPI: 138
5	A Tennessee	57 89	36	A BYU	56 80	51	A St. Mary's (CA)	43 56	155	A Cal Poly	80 78	
21	A Gonzaga	40 66	36	H BYU	61 49	51	H St. Mary's (CA)	60 63	167	A UC Santa Barbara	44 54	
21	H Gonzaga	50 79	38	H Southern California	71 75	51	N St. Mary's (CA)	63 67	170	H Cal St. Northridge	68 64	
						64	H Fresno St.	81 78	181	A Santa Clara	62 56	
						76	A San Diego	39 70	181	H Santa Clara	67 57	
						76	H San Diego	46 56	183	A Portland	56 58	
						83	H Oregon St.	52 63	183	H Portland	66 63	
									245	A Boise St.	57 68	
									260	N Idaho	57 48	
									267	A Loyola Marymount	68 59	
									267	H Loyola Marymount	65 61	
									267	N Loyola Marymount	56 45	
									277	A New Mexico	59 56	
									282	A San Francisco	85 69	
									282	H San Francisco	77 64	
									285	A Cal St. Fullerton	51 65	
LAST 12 Division I GAMES:												
51	N	St. Mary's (CA)	63	67	76	H	San Diego	46	56			
267	N	Loyola Marymount	56	45	267	A	Loyola Marymount	68	59			
51	H	St. Mary's (CA)	60	63	36	H	BYU	61	49			
267	H	Loyola Marymount	65	61	76	A	San Diego	39	70			
21	A	Gonzaga	40	66	51	A	St. Mary's (CA)	43	56			
183	A	Portland	56	58	282	H	San Francisco	77	64			

Non-Div I Games:

Pepperdine

Loss, Non-Conf, S Site, H Home A Away N Neutral

Pittsburgh

Through Games Of Sunday, March 11, 2012

Average RPI Win:	190	WON-LOST	WINNING	LAST 12	STRENGTH OF	OPP. STRENGTH	TEAM	ADJ.	CONF.	ADJ CONF.
Average RPI Loss:	64	RECORD	PCT. RANK	GAMES	SCHEDULE	OF SCHEDULE	RPI	RPI	RPI	RPI
DIV. I ONLY	8- 22	287	0- 12	36	31	199	199	3	3	
DIV. I NON-CONF.	8- 5	107	0- 0	86	93	124	124	2	2	
TOTALS	RPI 1-25	RPI 26-50	W-L RECORDS	RPI 51-100	RPI 101-150	RPI 150+				
8- 22	0- 7	0- 4	OVERALL	1- 6	1- 3	6- 2				
6- 11	0- 4	0- 2	HOME	0- 4	1- 0	5- 1				
0- 10	0- 3	0- 2	AWAY	0- 1	0- 3	0- 1				
2- 1	0- 0	0- 0	NEUTRAL	1- 1	0- 0	1- 0				
8- 5	0- 1	0- 0	NON-CONFERENCE	1- 3	1- 0	6- 1				
6- 3	0- 0	0- 0	HOME	0- 3	1- 0	5- 0				
0- 2	0- 1	0- 0	AWAY	0- 0	0- 0	0- 1				
2- 0	0- 0	0- 0	NEUTRAL	1- 0	0- 0	1- 0				
0- 17	0- 6	0- 4	CONFERENCE	0- 3	0- 3	0- 1				
0- 8	0- 4	0- 2	HOME	0- 1	0- 0	0- 1				
0- 8	0- 2	0- 2	AWAY	0- 1	0- 3	0- 0				
0- 1	0- 0	0- 0	NEUTRAL	0- 1	0- 0	0- 0				

RPI	S	Opponent	Score	RPI	S	Opponent	Score	RPI	S	Opponent	Score	RPI	S	Opponent	Score	Team's RPI: 199
3	A	Notre Dame	44 120	30	H	Georgetown	54 82	62	H	Hampton	37 60	107	A	Cincinnati	57 62	
4	H	Connecticut	37 86	39	A	West Virginia	42 60	63	N	Michigan St.	64 54	126	A	Marquette	48 72	
10	A	Duke	43 92	39	H	West Virginia	43 54	66	H	Drexel	50 71	127	A	Providence	50 66	
11	H	St. John's (NY)	51 66	40	A	Villanova	62 70	81	H	Duquesne	57 70	132	H	Central Mich.	77 70	
13	H	Rutgers	39 63					91	A	South Fla.	50 62	154	A	High Point	75 82	
20	A	DePaul	83 86					91	N	South Fla.	59 60	157	H	Saint Francis (PA)	78 50	
23	H	Louisville	66 71					98	H	Syracuse	60 83	178	H	Seton Hall	39 63	
												193	H	Loyola Maryland	65 59	
												197	H	Mt. St. Mary's	58 45	
												219	N	Indiana	77 72	
												257	H	Valparaiso	65 56	
												300	H	Lafayette	74 69	
LAST 12 Division I GAMES:																
		91 N South Fla.	59 60			107 A Cincinnati	57 62									
		39 A West Virginia	42 60			126 A Marquette	48 72									
		178 H Seton Hall	39 63			11 H St. John's (NY)	51 66									
		4 H Connecticut	37 86			127 A Providence	50 66									
		91 A South Fla.	50 62			39 H West Virginia	43 54									
		23 H Louisville	66 71			3 A Notre Dame	44 120									

Non-Div I Games:

Pittsburgh

■ Loss,
■ Non-Conf, S Site,
■ Home
■ Away
N Neutral

Average RPI Win:	208	WON-LOST	WINNING	LAST 12	STRENGTH OF	OPP. STRENGTH	TEAM	ADJ.	CONF.	ADJ CONF.
Average RPI Loss:	97	RECORD	PCT. RANK	GAMES	SCHEDULE	OF SCHEDULE	RPI	RPI	RPI	RPI
DIV. I ONLY	12- 20	244	4- 8	75	106	183	183	8	8	
DIV. I NON-CONF.	7- 7	160	0- 0	61	169	146	146	9	9	
TOTALS	RPI 1-25	RPI 26-50	W-L RECORDS	RPI 51-100	RPI 101-150	RPI 150+				
12- 20	0- 4	0- 2	OVERALL	1- 6	1- 3	10- 5				
7- 9	0- 2	0- 1	HOME	0- 2	1- 1	6- 3				
3- 9	0- 1	0- 1	AWAY	0- 3	0- 2	3- 2				
2- 2	0- 1	0- 0	NEUTRAL	1- 1	0- 0	1- 0				
7- 7	0- 2	0- 0	NON-CONFERENCE	1- 1	0- 2	6- 2				
5- 3	0- 1	0- 0	HOME	0- 0	0- 1	5- 1				
1- 3	0- 0	0- 0	AWAY	0- 1	0- 1	1- 1				
1- 1	0- 1	0- 0	NEUTRAL	1- 0	0- 0	0- 0				
5- 13	0- 2	0- 2	CONFERENCE	0- 5	1- 1	4- 3				
2- 6	0- 1	0- 1	HOME	0- 2	1- 0	1- 2				
2- 6	0- 1	0- 1	AWAY	0- 2	0- 1	2- 1				
1- 1	0- 0	0- 0	NEUTRAL	0- 1	0- 0	1- 0				

RPI 1-25				RPI 26-50				RPI 51-100				RPI 101+ Team's RPI: 183			
RPI	S	Opponent	Score	RPI	S	Opponent	Score	RPI	S	Opponent	Score	RPI	S	Opponent	Score
20	N	DePaul	64 99	36	A	BYU	55 76	51	A	St. Mary's (CA)	58 75	136	H	Montana St.	53 66
21	A	Gonzaga	56 77	36	H	BYU	53 79	51	H	St. Mary's (CA)	71 75	138	A	Pepperdine	63 66
21	H	Gonzaga	65 80					76	A	San Diego	66 72	138	H	Pepperdine	58 56
23	H	Louisville	42 71					76	H	San Diego	46 51	139	A	Oregon	78 88
								76	N	San Diego	60 70	152	A	Seattle	55 69
								92	A	Washington	49 61	161	H	Eastern Wash.	60 76
								93	N	San Diego St.	59 58	168	H	Montana	55 46
												170	H	Cal St. Northridge	73 66
												181	A	Santa Clara	63 78
												181	H	Santa Clara	70 71
												181	N	Santa Clara	90 76
												192	H	Portland St.	62 54
												228	H	UC Irvine	64 56
												245	H	Boise St.	83 56
												250	A	Hawaii	82 64
												267	A	Loyola Marymount	80 63
												267	H	Loyola Marymount	60 68
												282	A	San Francisco	77 63
												282	H	San Francisco	78 76
LAST 12 Division I GAMES:															
		76	N	San Diego	60	70		267	A	Loyola Marymount	80	63			
		181	N	Santa Clara	90	76		51	A	St. Mary's (CA)	58	75			
		76	H	San Diego	46	51		21	A	Gonzaga	56	77			
		282	A	San Francisco	77	63		267	H	Loyola Marymount	60	68			
		181	H	Santa Clara	70	71		36	A	BYU	55	76			
		138	H	Pepperdine	58	56		76	A	San Diego	66	72			

Non-Div I Games:

Portland

■ Loss,
■ Non-Conf,
■ S Site,
■ Home
■ A Away
N Neutral

Average RPI Win: 226	WON-LOST	WINNING	LAST 12	STRENGTH OF	OPP. STRENGTH	TEAM	ADJ.	CONF.	ADJ CONF.
Average RPI Loss: 147	RECORD	PCT. RANK	GAMES	SCHEDULE	OF SCHEDULE	RPI	RPI	RPI	RPI
DIV. I ONLY	13- 14	181	4- 8	228	155	192	192	17	17
DIV. I NON-CONF.	6- 5	139	0- 1	194	164	149	149	15	15
TOTALS	RPI 1-25	RPI 26-50	W-L RECORDS	RPI 51-100	RPI 101-150	RPI 150+			
13- 14	0- 1	0- 0	OVERALL	0- 2	3- 4	10- 7			
7- 5	0- 0	0- 0	HOME	0- 1	1- 1	6- 3			
4- 9	0- 1	0- 0	AWAY	0- 1	0- 3	4- 4			
2- 0	0- 0	0- 0	NEUTRAL	0- 0	2- 0	0- 0			
6- 5	0- 1	0- 0	NON-CONFERENCE	0- 0	2- 1	4- 3			
3- 1	0- 0	0- 0	HOME	0- 0	0- 0	3- 1			
1- 4	0- 1	0- 0	AWAY	0- 0	0- 1	1- 2			
2- 0	0- 0	0- 0	NEUTRAL	0- 0	2- 0	0- 0			
7- 9	0- 0	0- 0	CONFERENCE	0- 2	1- 3	6- 4			
4- 4	0- 0	0- 0	HOME	0- 1	1- 1	3- 2			
3- 5	0- 0	0- 0	AWAY	0- 1	0- 2	3- 2			
0- 0	0- 0	0- 0	NEUTRAL	0- 0	0- 0	0- 0			

RPI 1-25				RPI 26-50				RPI 51-100				RPI 101+ Team's RPI: 192			
RPI	S	Opponent	Score	RPI	S	Opponent	Score	RPI	S	Opponent	Score	RPI	S	Opponent	Score
21	A	Gonzaga	69 99					67	A	Idaho St.	63 78	110	A	Northern Colo.	50 65
								67	H	Idaho St.	59 70	110	H	Northern Colo.	62 61
												128	N	Denver	70 66
												136	A	Montana St.	50 70
												136	H	Montana St.	83 95
												139	A	Oregon	71 75
												146	N	UC Davis	68 57
												152	H	Seattle	79 90
												161	A	Eastern Wash.	76 69
												161	H	Eastern Wash.	67 75
												167	H	UC Santa Barbara	65 51
												168	A	Montana	56 78
												168	H	Montana	60 52
												183	A	Portland	54 62
												228	H	UC Irvine	80 76
												232	A	Sacramento St.	67 71
												232	H	Sacramento St.	82 84
												250	A	Hawaii	66 78
												267	A	Loyola Marymount	70 55
												295	A	Northern Ariz.	84 74
												295	H	Northern Ariz.	73 59
												311	H	Nevada	80 73
												333	A	Weber St.	66 56
												333	H	Weber St.	76 63
LAST 12 Division I GAMES:															
110	A	Northern Colo.	50 65	152	H	Seattle	79 90	295	H	Northern Ariz.	73 59				
168	H	Montana	60 52	333	H	Weber St.	76 63	168	A	Montana	56 78				
232	H	Sacramento St.	82 84	136	A	Montana St.	50 70	67	H	Eastern Wash.	67 75				
161	A	Eastern Wash.	76 69												
232	A	Sacramento St.	67 71												
67	H	Idaho St.	59 70												

Non-Div I Games: Corban 90 48 Western Ore. 78 58

Portland St.

Loss, Non-Conf, S Site, H Home A Away N Neutral

Average RPI Win:	258	WON-LOST	WINNING	LAST 12	STRENGTH OF	OPP. STRENGTH	TEAM	ADJ.	CONF.	ADJ CONF.
Average RPI Loss:	171	RECORD	PCT. RANK	GAMES	SCHEDULE	OF SCHEDULE	RPI	RPI	RPI	RPI
DIV. I ONLY	16- 15	160	10- 2	300	298	225	225	32	32	
DIV. I NON-CONF.	2- 8	293	0- 0	152	23	275	275	31	31	
TOTALS	RPI 1-25	RPI 26-50	W-L RECORDS	RPI 51-100	RPI 101-150	RPI 150+				
16- 15	0- 2	0- 1	OVERALL	0- 0	0- 3	16- 9				
7- 4	0- 0	0- 0	HOME	0- 0	0- 0	7- 4				
4- 6	0- 2	0- 0	AWAY	0- 0	0- 0	4- 4				
5- 5	0- 0	0- 1	NEUTRAL	0- 0	0- 3	5- 1				
2- 8	0- 2	0- 1	NON-CONFERENCE	0- 0	0- 3	2- 2				
1- 1	0- 0	0- 0	HOME	0- 0	0- 0	1- 1				
0- 2	0- 2	0- 0	AWAY	0- 0	0- 0	0- 0				
1- 5	0- 0	0- 1	NEUTRAL	0- 0	0- 3	1- 1				
14- 7	0- 0	0- 0	CONFERENCE	0- 0	0- 0	14- 7				
6- 3	0- 0	0- 0	HOME	0- 0	0- 0	6- 3				
4- 4	0- 0	0- 0	AWAY	0- 0	0- 0	4- 4				
4- 0	0- 0	0- 0	NEUTRAL	0- 0	0- 0	4- 0				

RPI 1-25				RPI 26-50				RPI 51-100				RPI 101+ Team's RPI: 225			
RPI	S	Opponent	Score	RPI	S	Opponent	Score	RPI	S	Opponent	Score	RPI	S	Opponent	Score
11	A	St. John's (NY)	50 66	45	N	Michigan	53 59					106	N	Washington St.	52 90
12	A	Miami (FL)	26 107									122	N	UNLV	60 73
												126	N	Marquette	51 71
												153	A	Mississippi Val.	56 63
												153	H	Mississippi Val.	61 56
												153	N	Mississippi Val.	58 55
												171	N	Louisiana Tech	83 89
												177	H	Rice	61 58
												198	A	Alabama A&M	53 55
												198	H	Alabama A&M	49 61
												206	H	Grambling	73 55
												206	N	Grambling	68 55
												238	A	Southern U.	73 53
												238	H	Southern U.	53 58
												261	A	Alcorn St.	58 54
												261	H	Alcorn St.	54 59
												261	N	Alcorn St.	63 50
												270	A	Alabama St.	53 67
												270	H	Alabama St.	52 44
												270	N	Alabama St.	62 35
												279	N	CSU Bakersfield	69 64
												319	A	Jackson St.	46 48
												319	H	Jackson St.	56 55
												329	H	Northwestern St.	69 79
												334	A	Texas Southern	64 43
												334	H	Texas Southern	53 45
LAST 12 Division I GAMES:															
				261	N	Alcorn St.	63 50					198	H	Alabama A&M	49 61
				153	N	Mississippi Val.	58 55					337	A	Ark.-Pine Bluff	72 52
				270	N	Alabama St.	62 35					153	A	Mississippi Val.	56 63
				261	A	Alcorn St.	58 54					206	H	Grambling	73 55
				238	A	Southern U.	73 53					319	H	Jackson St.	56 55
				270	H	Alabama St.	52 44					334	H	Texas Southern	53 45

Non-Div I Games: Texas Wesleyan 69 57

Prairie View

Loss, Non-Conf, S Site, H Home A Away N Neutral

RPI	S	Opponent	Score
337	A	Ark.-Pine Bluff	72 52
337	H	Ark.-Pine Bluff	102 51

Presbyterian

Through Games Of Sunday, March 11, 2012

Average RPI Win:	283	WON-LOST	WINNING	LAST 12	STRENGTH OF	OPP. STRENGTH	TEAM	ADJ.	CONF.	ADJ CONF.
Average RPI Loss:	160	RECORD	PCT. RANK	GAMES	SCHEDULE	OF SCHEDULE	RPI	RPI	RPI	RPI
DIV. I ONLY	11- 15	215	6- 6	287	301	241	241	26	26	
DIV. I NON-CONF.	3- 5	226	0- 0	270	252	231	231	28	28	
TOTALS	RPI 1-25	RPI 26-50	W-L RECORDS	RPI 51-100	RPI 101-150	RPI 150+				
11- 15	0- 0	0- 1	OVERALL	0- 3	0- 1	11- 10				
6- 5	0- 0	0- 0	HOME	0- 1	0- 0	6- 4				
5- 10	0- 0	0- 1	AWAY	0- 2	0- 1	5- 6				
0- 0	0- 0	0- 0	NEUTRAL	0- 0	0- 0	0- 0				
3- 5	0- 0	0- 1	NON-CONFERENCE	0- 1	0- 1	3- 2				
1- 1	0- 0	0- 0	HOME	0- 0	0- 0	1- 1				
2- 4	0- 0	0- 1	AWAY	0- 1	0- 1	2- 1				
0- 0	0- 0	0- 0	NEUTRAL	0- 0	0- 0	0- 0				
8- 10	0- 0	0- 0	CONFERENCE	0- 2	0- 0	8- 8				
5- 4	0- 0	0- 0	HOME	0- 1	0- 0	5- 3				
3- 6	0- 0	0- 0	AWAY	0- 1	0- 0	3- 5				
0- 0	0- 0	0- 0	NEUTRAL	0- 0	0- 0	0- 0				

RPI 1-25			RPI 26-50			RPI 51-100			RPI 101+			Team's RPI: 241			
RPI	S	Opponent	Score	RPI	S	Opponent	Score	RPI	S	Opponent	Score	RPI	S	Opponent	Score
				32	A	South Carolina	24 52	89	A	North Carolina	38 61	134	A	Charlotte	42 58
								96	A	Liberty	39 59	154	A	High Point	53 60
								96	H	Liberty	64 69	154	H	High Point	51 63
												175	A	Alabama	47 65
												182	A	Winthrop	63 60
												182	H	Winthrop	62 70
												187	A	Campbell	44 68
												187	H	Campbell	44 53
												202	H	Furman	47 63
												207	A	Charleston So.	67 76
												207	H	Charleston So.	77 68
												213	A	Radford	29 53
												213	H	Radford	52 49
												280	A	South Carolina St.	53 50
												292	A	S.C. Upstate	72 64
												293	A	Coastal Caro.	49 52
												293	H	Coastal Caro.	56 52
												322	A	Gardner-Webb	59 57
												322	H	Gardner-Webb	54 43
												332	A	UNC Asheville	62 45
												332	H	UNC Asheville	62 54
												341	H	N.C. Central	64 48
LAST 12 Division I GAMES:															
				207	H	Charleston So.	77 68	322	A	Gardner-Webb	59 57				
				293	H	Coastal Caro.	56 52	332	A	UNC Asheville	62 45				
				187	A	Campbell	44 68	182	A	Winthrop	63 60				
				154	A	High Point	53 60	154	H	High Point	51 63				
				96	H	Liberty	64 69	187	H	Campbell	44 53				
				213	H	Radford	52 49	213	A	Radford	29 53				

Non-Div I Games: Columbia (SC) 92 45 Montreat 84 44 Allen 65 28

Presbyterian

Loss, Non-Conf, S Site, H Home A Away N Neutral

Average RPI Win:	184	WON-LOST	WINNING	LAST 12	STRENGTH OF	OPP. STRENGTH	TEAM	ADJ.	CONF.	ADJ CONF.
Average RPI Loss:	53	RECORD	PCT. RANK	GAMES	SCHEDULE	OF SCHEDULE	RPI	RPI	RPI	RPI
DIV. I ONLY	24- 4	12	12- 0	79	120	24	24	20	20	
DIV. I NON-CONF.	10- 4	80	0- 0	12	24	15	15	17	17	
TOTALS	RPI 1-25	RPI 26-50	W-L RECORDS	RPI 51-100	RPI 101-150	RPI 150+				
24- 4	0- 3	2- 0	OVERALL	4- 0	5- 0	13- 1				
11- 2	0- 2	2- 0	HOME	2- 0	2- 0	5- 0				
13- 2	0- 1	0- 0	AWAY	2- 0	3- 0	8- 1				
0- 0	0- 0	0- 0	NEUTRAL	0- 0	0- 0	0- 0				
10- 4	0- 3	2- 0	NON-CONFERENCE	4- 0	1- 0	3- 1				
4- 2	0- 2	2- 0	HOME	2- 0	0- 0	0- 0				
6- 2	0- 1	0- 0	AWAY	2- 0	1- 0	3- 1				
0- 0	0- 0	0- 0	NEUTRAL	0- 0	0- 0	0- 0				
14- 0	0- 0	0- 0	CONFERENCE	0- 0	4- 0	10- 0				
7- 0	0- 0	0- 0	HOME	0- 0	2- 0	5- 0				
7- 0	0- 0	0- 0	AWAY	0- 0	2- 0	5- 0				
0- 0	0- 0	0- 0	NEUTRAL	0- 0	0- 0	0- 0				

RPI	S	Opponent	Score	RPI	S	Opponent	Score	RPI	S	Opponent	Score	RPI	S	Opponent	Score
2	A	Stanford	66 85	40	H	Villanova	56 41	58	H	Saint Joseph's	79 62	123	A	UMBC	56 41
7	H	Delaware	70 81	43	H	Marist	68 51	66	A	Drexel	63 51	129	A	Harvard	84 56
20	H	DePaul	67 78					68	A	Hofstra	74 69	129	H	Harvard	74 44
								85	H	Davidson	53 44	147	A	Yale	71 53
												147	H	Yale	72 47
												181	A	Santa Clara	77 61
												184	A	Navy	52 65
												196	A	Penn	83 48
												196	H	Penn	79 42
												223	A	Brown	77 60
												223	H	Brown	57 45
												265	A	Cornell	75 39
												265	H	Cornell	64 35
												286	A	Dartmouth	72 41
												286	H	Dartmouth	94 57
												288	A	Rider	75 55
												300	A	Lafayette	87 47
												339	A	Columbia	86 46
												339	H	Columbia	94 35
LAST 12 Division I GAMES:															
196	H	Penn	79 42	339	A	Columbia	86 46								
223	A	Brown	77 60	129	A	Harvard	84 56								
147	A	Yale	71 53	286	A	Dartmouth	72 41								
286	H	Dartmouth	94 57	147	H	Yale	72 47								
129	H	Harvard	74 44	223	H	Brown	57 45								
265	A	Cornell	75 39	339	H	Columbia	94 35								

Non-Div I Games:

Princeton

Providence

Through Games Of Sunday, March 11, 2012

Average RPI Win:	164	WON-LOST	WINNING	LAST 12	STRENGTH OF	OPP. STRENGTH	TEAM	ADJ.	CONF.	ADJ CONF.
Average RPI Loss:	72	RECORD	PCT. RANK	GAMES	SCHEDULE	OF SCHEDULE	RPI	RPI	RPI	RPI
DIV. I ONLY	13- 17	207	3- 9	58	47	127	127	3	3	
DIV. I NON-CONF.	8- 5	107	0- 0	144	192	112	112	2	2	
TOTALS	RPI 1-25	RPI 26-50	W-L RECORDS	RPI 51-100	RPI 101-150	RPI 150+				
13- 17	1- 6	1- 4	OVERALL	1- 4	3- 1	7- 2				
8- 6	1- 2	1- 2	HOME	0- 1	2- 1	4- 0				
4- 10	0- 4	0- 2	AWAY	0- 2	1- 0	3- 2				
1- 1	0- 0	0- 0	NEUTRAL	1- 1	0- 0	0- 0				
8- 5	0- 1	0- 1	NON-CONFERENCE	1- 1	2- 0	5- 2				
4- 2	0- 1	0- 1	HOME	0- 0	2- 0	2- 0				
3- 3	0- 0	0- 0	AWAY	0- 1	0- 0	3- 2				
1- 0	0- 0	0- 0	NEUTRAL	1- 0	0- 0	0- 0				
5- 12	1- 5	1- 3	CONFERENCE	0- 3	1- 1	2- 0				
4- 4	1- 1	1- 1	HOME	0- 1	0- 1	2- 0				
1- 7	0- 4	0- 2	AWAY	0- 1	1- 0	0- 0				
0- 1	0- 0	0- 0	NEUTRAL	0- 1	0- 0	0- 0				

RPI	S	Opponent	Score	RPI	S	Opponent	Score	RPI	S	Opponent	Score	RPI	S	Opponent	Score	Team's RPI: 127
3	A	Notre Dame	47 66	30	A	Georgetown	39 66	75	A	Boston U.	62 65	103	H	Hartford	63 46	
4	A	Connecticut	35 96	39	H	West Virginia	51 48	91	A	South Fla.	56 64	107	H	Cincinnati	56 60	
7	H	Delaware	47 68	40	A	Villanova	53 59	95	N	Fairfield	75 43	126	A	Marquette	52 50	
11	A	St. John's (NY)	41 57	40	H	Villanova	42 69	98	H	Syracuse	54 80	129	H	Harvard	71 60	
13	H	Rutgers	47 68	50	H	Virginia	38 55	98	N	Syracuse	47 57	178	H	Seton Hall	62 47	
20	H	DePaul	60 52									199	H	Pittsburgh	66 50	
23	A	Louisville	48 64									221	A	Akron	78 65	
												223	A	Brown	57 70	
												240	A	Oakland	51 50	
												247	H	Clemson	73 63	
												255	A	Massachusetts	66 45	
												286	H	Dartmouth	63 48	
												315	A	Rhode Island	43 52	
LAST 12 Division I GAMES:																
		98 N Syracuse	47 57			107 H Cincinnati	56 60									
		91 A South Fla.	56 64			40 A Villanova	53 59									
		13 H Rutgers	47 68			98 H Syracuse	54 80									
		30 A Georgetown	39 66			199 H Pittsburgh	66 50									
		3 A Notre Dame	47 66			126 A Marquette	52 50									
		178 H Seton Hall	62 47			23 A Louisville	48 64									

Non-Div I Games:

Providence

■ Loss,
■ Non-Conf,
■ S Site,
■ H Home
■ A Away
N Neutral

Average RPI Win:	123	WON-LOST	WINNING	LAST 12	STRENGTH OF	OPP. STRENGTH	TEAM	ADJ.	CONF.	ADJ CONF.
Average RPI Loss:	41	RECORD	PCT. RANK	GAMES	SCHEDULE	OF SCHEDULE	RPI	RPI	RPI	RPI
DIV. I ONLY	24- 8	34	7- 5	31	35	15	15	5	5	
DIV. I NON-CONF.	10- 3	49	0- 0	34	28	23	23	5	5	
TOTALS	RPI 1-25	RPI 26-50	W-L RECORDS	RPI 51-100	RPI 101-150	RPI 150+				
24- 8	3- 3	3- 3	OVERALL	4- 1	7- 1	7- 0				
12- 3	1- 2	1- 1	HOME	1- 0	3- 0	6- 0				
7- 5	0- 1	1- 2	AWAY	1- 1	4- 1	1- 0				
5- 0	2- 0	1- 0	NEUTRAL	2- 0	0- 0	0- 0				
10- 3	2- 2	0- 0	NON-CONFERENCE	2- 0	2- 1	4- 0				
6- 1	1- 1	0- 0	HOME	0- 0	1- 0	4- 0				
2- 2	0- 1	0- 0	AWAY	1- 0	1- 1	0- 0				
2- 0	1- 0	0- 0	NEUTRAL	1- 0	0- 0	0- 0				
14- 5	1- 1	3- 3	CONFERENCE	2- 1	5- 0	3- 0				
6- 2	0- 1	1- 1	HOME	1- 0	2- 0	2- 0				
5- 3	0- 0	1- 2	AWAY	0- 1	3- 0	1- 0				
3- 0	1- 0	1- 0	NEUTRAL	1- 0	0- 0	0- 0				

RPI 1-25				Team's RPI: 15		RPI 26-50				RPI 51-100				RPI 101+																	
RPI	S	Opponent	Score	RPI	S	Opponent	Score	RPI	S	Opponent	Score	RPI	S	Opponent	Score																
3	H	Notre Dame	38 66	26	A	Ohio St.	71 80	63	A	Michigan St.	52 67	105	H	UT Martin	65 39																
8	H	Texas A&M	60 51	31	H	Nebraska	89 93	63	H	Michigan St.	67 49	115	A	Illinois	64 63																
10	A	Duke	53 64	31	N	Nebraska	74 70	63	N	Michigan St.	73 64	115	H	Illinois	77 66																
17	N	Kansas St.	46 42	42	A	Iowa	42 59	72	N	Tulane	61 48	117	A	Auburn	62 54																
19	H	Penn St.	63 74	42	H	Iowa	57 55	73	A	Bowling Green	54 53	118	A	Northwestern	80 70																
19	N	Penn St.	68 66	45	A	Michigan	60 49					121	A	Minnesota	72 55																
																121	H	Minnesota	57 53												
																132	A	Central Mich.	62 75												
																164	H	Wisconsin	63 52												
																219	A	Indiana	82 60												
																219	H	Indiana	90 58												
																240	H	Oakland	66 47												
																254	H	IUPUI	75 45												
																284	H	IPFW	73 36												
																334	H	Chicago St.	76 49												
																LAST 12 Division I GAMES:															
																31	N	Nebraska	74 70	19	H	Penn St.	63 74								
																19	N	Penn St.	68 66	26	A	Ohio St.	71 80								
63	N	Michigan St.	73 64	115	H	Illinois	77 66																								
219	H	Indiana	90 58	31	H	Nebraska	89 93																								
45	A	Michigan	60 49	42	A	Iowa	42 59																								
63	A	Michigan St.	52 67	118	A	Northwestern	80 70																								

Non-Div I Games:

Purdue

■ Loss,
 ■ Non-Conf, S Site,
 ■ Home
 ■ Away
 N Neutral

Quinnipiac

Through Games Of Sunday, March 11, 2012

Average RPI Win:	195	WON-LOST	WINNING	LAST 12	STRENGTH OF	OPP. STRENGTH	TEAM	ADJ.	CONF.	ADJ CONF.
Average RPI Loss:	121	RECORD	PCT. RANK	GAMES	SCHEDULE	OF SCHEDULE	RPI	RPI	RPI	RPI
DIV. I ONLY	22- 9	58	8- 4	112	205	84	84	15	15	
DIV. I NON-CONF.	8- 3	73	0- 0	65	154	56	56	22	22	
TOTALS	RPI 1-25	RPI 26-50	W-L RECORDS	RPI 51-100	RPI 101-150	RPI 150+				
22- 9	0- 0	0- 1	OVERALL	3- 2	6- 3	13- 3				
9- 7	0- 0	0- 1	HOME	1- 2	1- 3	7- 1				
12- 2	0- 0	0- 0	AWAY	2- 0	4- 0	6- 2				
1- 0	0- 0	0- 0	NEUTRAL	0- 0	1- 0	0- 0				
8- 3	0- 0	0- 1	NON-CONFERENCE	2- 1	3- 0	3- 1				
3- 2	0- 0	0- 1	HOME	1- 1	1- 0	1- 0				
4- 1	0- 0	0- 0	AWAY	1- 0	1- 0	2- 1				
1- 0	0- 0	0- 0	NEUTRAL	0- 0	1- 0	0- 0				
14- 6	0- 0	0- 0	CONFERENCE	1- 1	3- 3	10- 2				
6- 5	0- 0	0- 0	HOME	0- 1	0- 3	6- 1				
8- 1	0- 0	0- 0	AWAY	1- 0	3- 0	4- 1				
0- 0	0- 0	0- 0	NEUTRAL	0- 0	0- 0	0- 0				

RPI 1-25				RPI 26-50				RPI 51-100				Team's RPI: 84		RPI 101+			
RPI	S	Opponent	Score	RPI	S	Opponent	Score	RPI	S	Opponent	Score	RPI	S	Opponent	Score		
				35	H	James Madison	73 81	51	A	St. Mary's (CA)	69 67	113	A	LIU Brooklyn	54 51		
								58	H	Saint Joseph's	54 71	113	H	LIU Brooklyn	64 74		
								60	A	Sacred Heart	71 34	121	N	Minnesota	64 62		
								60	H	Sacred Heart	65 74	130	A	Monmouth	75 63		
								95	H	Fairfield	64 55	130	H	Monmouth	66 69		
												140	A	Robert Morris	82 74		
												140	H	Robert Morris	62 72		
												143	A	American	72 59		
												147	H	Vale	68 63		
												157	A	Saint Francis (PA)	85 73		
												157	H	Saint Francis (PA)	71 77		
												159	A	Holy Cross	70 80		
												197	H	Mt. St. Mary's	65 61		
												197	H	Mt. St. Mary's	89 73		
												216	A	Central Conn. St.	64 59		
												216	H	Central Conn. St.	58 49		
												239	A	Fairleigh Dickinson	65 74		
												244	A	Bryant	84 47		
												244	H	Bryant	67 56		
												255	H	Massachusetts	66 63		
												268	A	Army	54 51		
												315	A	Rhode Island	72 67		
												327	A	St. Francis (NY)	59 43		
												327	H	St. Francis (NY)	64 41		
												336	H	Wagner	77 60		
LAST 12 Division I GAMES:																	
				130	H	Monmouth	66 69	216	H	Central Conn. St.	58 49						
				197	H	Mt. St. Mary's	65 61	216	A	Central Conn. St.	64 59						
				157	H	Saint Francis (PA)	71 77	239	A	Fairleigh Dickinson	65 74						
				140	H	Robert Morris	62 72	130	A	Monmouth	75 63						
				327	H	St. Francis (NY)	64 41	197	H	Mt. St. Mary's	89 73						
				113	A	LIU Brooklyn	54 51	336	H	Wagner	77 60						

Non-Div I Games:

Quinnipiac

Loss, Non-Conf, S Site, H Home A Away N Neutral

Average RPI Win:	255	WON-LOST	WINNING	LAST 12	STRENGTH OF	OPP. STRENGTH	TEAM	ADJ.	CONF.	ADJ CONF.
Average RPI Loss:	178	RECORD	PCT. RANK	GAMES	SCHEDULE	OF SCHEDULE	RPI	RPI	RPI	RPI
DIV. I ONLY	14- 15	174	7- 5	274	293	213	213	26	26	
DIV. I NON-CONF.	4- 5	201	0- 0	297	228	235	235	28	28	
TOTALS	RPI 1-25	RPI 26-50	W-L RECORDS	RPI 51-100	RPI 101-150	RPI 150+				
14- 15	0- 0	0- 1	OVERALL	0- 4	0- 0	14- 10				
7- 5	0- 0	0- 0	HOME	0- 2	0- 0	7- 3				
5- 10	0- 0	0- 1	AWAY	0- 2	0- 0	5- 7				
2- 0	0- 0	0- 0	NEUTRAL	0- 0	0- 0	2- 0				
4- 5	0- 0	0- 1	NON-CONFERENCE	0- 2	0- 0	4- 2				
2- 1	0- 0	0- 0	HOME	0- 1	0- 0	2- 0				
1- 4	0- 0	0- 1	AWAY	0- 1	0- 0	1- 2				
1- 0	0- 0	0- 0	NEUTRAL	0- 0	0- 0	1- 0				
10- 10	0- 0	0- 0	CONFERENCE	0- 2	0- 0	10- 8				
5- 4	0- 0	0- 0	HOME	0- 1	0- 0	5- 3				
4- 6	0- 0	0- 0	AWAY	0- 1	0- 0	4- 5				
1- 0	0- 0	0- 0	NEUTRAL	0- 0	0- 0	1- 0				

RPI 1-25			RPI 26-50			RPI 51-100			RPI 101+			Team's RPI: 213			
RPI	S	Opponent	Score	RPI	S	Opponent	Score	RPI	S	Opponent	Score	RPI	S	Opponent	Score
50	A	Virginia	43 92	85	H	Davidson	68 81	154	A	High Point	66 61				
				88	A	Wake Forest	67 90	154	A	High Point	70 85				
				96	A	Liberty	66 72	154	H	High Point	65 81				
				96	H	Liberty	68 76	182	A	Winthrop	56 67				
								182	H	Winthrop	64 66				
								182	N	Winthrop	62 56				
								187	A	Campbell	64 59				
								187	H	Campbell	80 70				
								207	A	Charleston So.	69 79				
								207	H	Charleston So.	73 66				
								241	A	Presbyterian	49 52				
								241	H	Presbyterian	53 29				
								243	A	George Washington	59 83				
								253	A	Norfolk St.	80 68				
								278	A	Longwood	59 73				
								283	N	Wofford	63 46				
								292	H	S.C. Upstate	85 52				
								293	A	Coastal Caro.	56 58				
								293	H	Coastal Caro.	55 43				
								308	H	UNC Greensboro	75 67				
								322	A	Gardner-Webb	63 50				
								322	H	Gardner-Webb	55 59				
								332	A	UNC Asheville	72 62				
								332	H	UNC Asheville	79 67				
LAST 12 Division I GAMES:															
154	A	High Point	70 85	241	A	Presbyterian	49 52								
182	N	Winthrop	62 56	207	H	Charleston So.	73 66								
96	A	Liberty	66 72	293	H	Coastal Caro.	55 43								
322	H	Gardner-Webb	55 59	187	A	Campbell	64 59								
332	H	UNC Asheville	79 67	154	A	High Point	66 61								
182	A	Winthrop	56 67	332	A	UNC Asheville	72 62								

Non-Div I Games: East. Mennonite 100 42 Winston-Salem 69 46

Radford

Loss, Non-Conf, S Site, H Home A Away N Neutral

Rhode Island

Through Games Of Sunday, March 11, 2012

Average RPI Win:	127	WON-LOST	WINNING	LAST 12	STRENGTH OF	OPP. STRENGTH	TEAM	ADJ.	CONF.	ADJ CONF.
Average RPI Loss:	150	RECORD	PCT. RANK	GAMES	SCHEDULE	OF SCHEDULE	RPI	RPI	RPI	RPI
DIV. I ONLY	1- 28	340	0- 12	76	139	315	315	9	9	
DIV. I NON-CONF.	1- 14	335	0- 0	43	302	294	294	8	8	
TOTALS	RPI 1-25	RPI 26-50	W-L RECORDS	RPI 51-100	RPI 101-150	RPI 150+				
1- 28	0- 2	0- 4	OVERALL	0- 5	1- 3	0- 14				
1- 11	0- 1	0- 1	HOME	0- 2	1- 1	0- 6				
0- 15	0- 1	0- 2	AWAY	0- 2	0- 2	0- 8				
0- 2	0- 0	0- 1	NEUTRAL	0- 1	0- 0	0- 0				
1- 14	0- 1	0- 1	NON-CONFERENCE	0- 3	1- 1	0- 8				
1- 4	0- 0	0- 0	HOME	0- 1	1- 0	0- 3				
0- 8	0- 1	0- 0	AWAY	0- 1	0- 1	0- 5				
0- 2	0- 0	0- 1	NEUTRAL	0- 1	0- 0	0- 0				
0- 14	0- 1	0- 3	CONFERENCE	0- 2	0- 2	0- 6				
0- 7	0- 1	0- 1	HOME	0- 1	0- 1	0- 3				
0- 7	0- 0	0- 2	AWAY	0- 1	0- 1	0- 3				
0- 0	0- 0	0- 0	NEUTRAL	0- 0	0- 0	0- 0				

RPI	S	Opponent	Score	RPI	S	Opponent	Score	RPI	S	Opponent	Score	RPI	S	Opponent	Score	Team's RPI: 315
7	A	Delaware	53 89	34	A	Dayton	46 97	58	A	Saint Joseph's	53 64	127	H	Providence	52 43	
16	H	St. Bonaventure	32 58	35	N	James Madison	42 77	75	A	Boston U.	44 71	129	A	Harvard	57 69	
				46	H	Temple	41 84	81	H	Duquesne	42 63	134	A	Charlotte	35 72	
				47	A	Richmond	49 68	84	H	Quinnipiac	67 72	141	H	La Salle	45 49	
								95	N	Fairfield	56 66	188	H	New Hampshire	33 52	
												191	A	Lehigh	56 67	
												200	A	Fordham	49 69	
												203	H	Xavier	57 67	
												216	A	Central Conn. St.	45 50	
												223	A	Brown	54 66	
												223	H	Brown	40 53	
												231	A	Saint Louis	55 70	
												242	A	Siena	65 73	
												243	H	George Washington	42 63	
												244	A	Bryant	62 75	
												255	A	Massachusetts	57 68	
												255	H	Massachusetts	39 46	
												314	H	Maine	58 62	
LAST 12 Division I GAMES:																
16	H	St. Bonaventure	32 58	134	A	Charlotte	35 72									
255	A	Massachusetts	57 68	47	A	Richmond	49 68									
46	H	Temple	41 84	203	H	Xavier	57 67									
58	A	Saint Joseph's	53 64	231	A	Saint Louis	55 70									
141	H	La Salle	45 49	243	H	George Washington	42 63									
81	H	Duquesne	42 63	200	A	Fordham	49 69									

Non-Div I Games:

Rhode Island

■ Loss,
■ Non-Conf,
■ S Site,
■ H Home
■ A Away
N Neutral

Average RPI Win:	232	WON-LOST	WINNING	LAST 12	STRENGTH OF	OPP. STRENGTH	TEAM	ADJ.	CONF.	ADJ CONF.
Average RPI Loss:	137	RECORD	PCT. RANK	GAMES	SCHEDULE	OF SCHEDULE	RPI	RPI	RPI	RPI
DIV. I ONLY	16- 15	160	7- 5	242	162	177	177	11	11	
DIV. I NON-CONF.	6- 7	180	0- 0	302	321	252	252	12	12	
TOTALS	RPI 1-25	RPI 26-50	W-L RECORDS	RPI 51-100	RPI 101-150	RPI 150+				
16- 15	0- 0	1- 1	OVERALL	1- 7	0- 1	14- 6				
9- 5	0- 0	0- 1	HOME	1- 3	0- 0	8- 1				
6- 9	0- 0	1- 0	AWAY	0- 3	0- 1	5- 5				
1- 1	0- 0	0- 0	NEUTRAL	0- 1	0- 0	1- 0				
6- 7	0- 0	0- 0	NON-CONFERENCE	0- 3	0- 1	6- 3				
3- 3	0- 0	0- 0	HOME	0- 2	0- 0	3- 1				
3- 4	0- 0	0- 0	AWAY	0- 1	0- 1	3- 2				
0- 0	0- 0	0- 0	NEUTRAL	0- 0	0- 0	0- 0				
10- 8	0- 0	1- 1	CONFERENCE	1- 4	0- 0	8- 3				
6- 2	0- 0	0- 1	HOME	1- 1	0- 0	5- 0				
3- 5	0- 0	1- 0	AWAY	0- 2	0- 0	2- 3				
1- 1	0- 0	0- 0	NEUTRAL	0- 1	0- 0	1- 0				

RPI S	Opponent	Score	RPI S	Opponent	Score	RPI S	Opponent	Score	RPI S	Opponent	Score	Team's RPI: 177
44	A UTEP	52 48	44	H UTEP	41 45	69	A Oklahoma St.	60 96	149	A Stephen F. Austin	64 68	
						72	A Tulane	47 50	166	A Tulsa	42 69	
						72	H Tulane	67 49	166	H Tulsa	55 48	
						80	H Memphis	60 65	172	A Lamar	54 61	
						83	H Oregon St.	57 63	174	A Marshall	57 65	
						94	H UALR	47 67	179	A SMU	69 60	
						99	A UAB	45 60	179	H SMU	56 54	
						99	N UAB	46 72	195	H Southern Miss.	72 43	
									211	H Texas St.	73 66	
									212	A UCF	63 65	
									222	H East Carolina	66 44	
									225	A Prairie View	58 61	
									257	A Valparaiso	54 46	
									261	H Alcorn St.	74 57	
									301	A UTSA	71 46	
									316	A Houston	58 50	
									316	H Houston	68 40	
									316	N Houston	64 50	
									321	H A&M-Corpus Christi	61 64	
									334	A Chicago St.	77 50	
									342	H Houston Baptist	75 42	
LAST 12 Division I GAMES:												
			99	N UAB	46 72	72	A Tulane	47 50				
			316	N Houston	64 50	166	H Tulsa	55 48				
			80	H Memphis	60 65	44	H UTEP	41 45				
			44	A UTEP	52 48	174	A Marshall	57 65				
			316	H Houston	68 40	316	A Houston	58 50				
			179	A SMU	69 60	222	H East Carolina	66 44				

Non-Div I Games:

Rice

Average RPI Win:	178	WON-LOST	WINNING	LAST 12	STRENGTH OF	OPP. STRENGTH	TEAM	ADJ.	CONF.	ADJ CONF.
Average RPI Loss:	75	RECORD	PCT. RANK	GAMES	SCHEDULE	OF SCHEDULE	RPI	RPI	RPI	RPI
DIV. I ONLY	22- 8	44	8- 4	99	105	47	47	9	9	
DIV. I NON-CONF.	13- 2	20	1- 0	70	139	20	20	8	8	
TOTALS	RPI 1-25	RPI 26-50	W-L RECORDS	RPI 51-100	RPI 101-150	RPI 150+				
22- 8	0- 1	1- 3	OVERALL	5- 2	3- 1	13- 1				
12- 2	0- 0	0- 2	HOME	4- 0	2- 0	6- 0				
9- 6	0- 1	0- 1	AWAY	1- 2	1- 1	7- 1				
1- 0	0- 0	1- 0	NEUTRAL	0- 0	0- 0	0- 0				
13- 2	0- 0	1- 1	NON-CONFERENCE	3- 1	2- 0	7- 0				
6- 1	0- 0	0- 1	HOME	2- 0	1- 0	3- 0				
6- 1	0- 0	0- 0	AWAY	1- 1	1- 0	4- 0				
1- 0	0- 0	1- 0	NEUTRAL	0- 0	0- 0	0- 0				
9- 6	0- 1	0- 2	CONFERENCE	2- 1	1- 1	6- 1				
6- 1	0- 0	0- 1	HOME	2- 0	1- 0	3- 0				
3- 5	0- 1	0- 1	AWAY	0- 1	0- 1	3- 1				
0- 0	0- 0	0- 0	NEUTRAL	0- 0	0- 0	0- 0				

RPI 1-25				RPI 26-50				Team's RPI: 47	RPI 51-100				RPI 101+			
RPI	S	Opponent	Score	RPI	S	Opponent	Score		RPI	S	Opponent	Score	RPI	S	Opponent	Score
16	A	St. Bonaventure	59 75	34	A	Dayton	78 81		57	A	Fla. Gulf Coast	67 81	103	H	Hartford	69 56
				35	N	James Madison	74 66		58	A	Saint Joseph's	57 69	112	A	VCU	78 77
				46	H	Temple	55 56		58	H	Saint Joseph's	78 59	134	A	Charlotte	62 77
				50	H	Virginia	56 69		75	H	Boston U.	72 60	141	H	La Salle	74 70
									81	H	Duquesne	59 45	180	A	Old Dominion	78 63
									86	A	North Carolina St.	72 58	184	A	Navy	56 39
									96	H	Liberty	66 54	191	A	Lehigh	71 49
													200	H	Fordham	63 50
													203	A	Xavier	60 76
													227	H	William & Mary	77 57
													231	A	Saint Louis	63 45
													243	A	George Washington	63 51
													243	H	George Washington	74 57
													255	A	Massachusetts	73 54
													272	H	East Tenn. St.	66 39
													278	A	Longwood	72 59
													308	H	UNC Greensboro	75 60
													315	H	Rhode Island	68 49
LAST 12 Division I GAMES:																
				58	A	Saint Joseph's	57 69		243	A	George Washington	63 51				
				134	A	Charlotte	62 77		58	H	Saint Joseph's	78 59				
				81	H	Duquesne	59 45		315	H	Rhode Island	68 49				
				200	H	Fordham	63 50		231	A	Saint Louis	63 45				
				203	A	Xavier	60 76		34	A	Dayton	78 81				
				278	A	Longwood	72 59		141	H	La Salle	74 70				

Non-Div I Games:

Richmond

■ Loss,
 ■ Non-Conf, S Site,
 ■ Home
 ■ Away
 N Neutral

Average RPI Win: 264	WON-LOST	WINNING	LAST 12	STRENGTH OF	OPP. STRENGTH	TEAM	ADJ.	CONF.	ADJ CONF.
Average RPI Loss: 179	RECORD	PCT. RANK	GAMES	SCHEDULE	OF SCHEDULE	RPI	RPI	RPI	RPI
DIV. I ONLY	11- 19	250	1- 11	311	262	288	288	22	22
DIV. I NON-CONF.	8- 3	73	0- 0	301	320	142	142	21	21
TOTALS	RPI 1-25	RPI 26-50	W-L RECORDS	RPI 51-100	RPI 101-150	RPI 150+			
11- 19	0- 1	0- 3	OVERALL	0- 2	0- 0	11- 13			
7- 7	0- 1	0- 1	HOME	0- 1	0- 0	7- 4			
4- 11	0- 0	0- 2	AWAY	0- 1	0- 0	4- 8			
0- 1	0- 0	0- 0	NEUTRAL	0- 0	0- 0	0- 1			
8- 3	0- 1	0- 1	NON-CONFERENCE	0- 0	0- 0	8- 1			
4- 1	0- 1	0- 0	HOME	0- 0	0- 0	4- 0			
4- 2	0- 0	0- 1	AWAY	0- 0	0- 0	4- 1			
0- 0	0- 0	0- 0	NEUTRAL	0- 0	0- 0	0- 0			
3- 16	0- 0	0- 2	CONFERENCE	0- 2	0- 0	3- 12			
3- 6	0- 0	0- 1	HOME	0- 1	0- 0	3- 4			
0- 9	0- 0	0- 1	AWAY	0- 1	0- 0	0- 7			
0- 1	0- 0	0- 0	NEUTRAL	0- 0	0- 0	0- 1			

RPI 1-25				RPI 26-50				RPI 51-100				RPI 101+ Team's RPI: 288			
RPI	S	Opponent	Score	RPI	S	Opponent	Score	RPI	S	Opponent	Score	RPI	S	Opponent	Score
24	H	Princeton	55 75	30	A	Georgetown	51 58	95	A	Fairfield	35 51	193	A	Loyola Maryland	57 71
				43	A	Marist	54 76	95	H	Fairfield	30 49	193	H	Loyola Maryland	67 61
				43	H	Marist	56 82					194	A	Manhattan	45 59
												194	H	Manhattan	36 57
												196	A	Penn	57 66
												197	A	Mt. St. Mary's	53 44
												217	A	Niagara	53 69
												217	H	Niagara	60 53
												220	A	Binghamton	66 56
												229	A	Iona	50 64
												229	H	Iona	80 76
												229	N	Iona	60 61
												239	H	Fairleigh Dickinson	69 68
												242	A	Siena	42 61
												242	H	Siena	56 67
												246	A	Canisius	54 60
												246	H	Canisius	58 61
												300	H	Lafayette	64 56
												317	A	Saint Peter's	64 65
												317	H	Saint Peter's	54 65
												326	A	NJIT	60 50
												327	A	St. Francis (NY)	68 48
												328	H	Stony Brook	53 41
												330	H	Bucknell	63 43
LAST 12 Division I GAMES:															
				229	N	Iona	60 61					246	H	Canisius	58 61
				95	H	Fairfield	30 49					193	A	Loyola Maryland	57 71
				317	A	Saint Peter's	64 65					95	A	Fairfield	35 51
				242	A	Siena	42 61					246	A	Canisius	54 60
				229	H	Iona	80 76					217	A	Niagara	53 69
				194	H	Manhattan	36 57					242	H	Siena	56 67

Non-Div I Games:

Rider

■ Loss,
 ■ Non-Conf, S Site,
 ■ Home
 ■ Away
 N Neutral

Average RPI Win: 198	WON-LOST	WINNING	LAST 12	STRENGTH OF	OPP. STRENGTH	TEAM	ADJ.	CONF.	ADJ CONF.
Average RPI Loss: 166	RECORD	PCT. RANK	GAMES	SCHEDULE	OF SCHEDULE	RPI	RPI	RPI	RPI
DIV. I ONLY	18- 13	119	8- 4	147	230	140	140	15	15
DIV. I NON-CONF.	6- 5	139	0- 0	264	284	196	196	22	22
TOTALS	RPI 1-25	RPI 26-50	W-L RECORDS	RPI 51-100	RPI 101-150	RPI 150+			
18- 13	0- 0	0- 0	OVERALL	1- 5	4- 2	13- 6			
11- 4	0- 0	0- 0	HOME	0- 2	4- 1	7- 1			
5- 9	0- 0	0- 0	AWAY	1- 3	0- 1	4- 5			
2- 0	0- 0	0- 0	NEUTRAL	0- 0	0- 0	2- 0			
6- 5	0- 0	0- 0	NON-CONFERENCE	0- 1	2- 1	4- 3			
4- 1	0- 0	0- 0	HOME	0- 0	2- 1	2- 0			
0- 4	0- 0	0- 0	AWAY	0- 1	0- 0	0- 3			
2- 0	0- 0	0- 0	NEUTRAL	0- 0	0- 0	2- 0			
12- 8	0- 0	0- 0	CONFERENCE	1- 4	2- 1	9- 3			
7- 3	0- 0	0- 0	HOME	0- 2	2- 0	5- 1			
5- 5	0- 0	0- 0	AWAY	1- 2	0- 1	4- 2			
0- 0	0- 0	0- 0	NEUTRAL	0- 0	0- 0	0- 0			

RPI 1-25				RPI 26-50				RPI 51-100				RPI 101+ Team's RPI: 140			
RPI	S	Opponent	Score	RPI	S	Opponent	Score	RPI	S	Opponent	Score	RPI	S	Opponent	Score
								60	A	Sacred Heart	66 70	102	H	Miami (OH)	50 61
								60	A	Sacred Heart	56 61	113	H	LIU Brooklyn	63 57
								60	H	Sacred Heart	64 71	130	A	Monmouth	66 75
								81	A	Duquesne	63 66	130	H	Monmouth	57 54
								84	A	Quinnipiac	72 62	131	H	Coppin St.	62 47
								84	H	Quinnipiac	74 82	132	H	Central Mich.	64 55
												157	A	Saint Francis (PA)	75 63
												157	H	Saint Francis (PA)	92 82
												157	H	Saint Francis (PA)	77 65
												173	N	Elon	69 65
												191	A	Lehigh	54 68
												197	A	Mt. St. Mary's	75 80
												216	A	Central Conn. St.	86 72
												216	H	Central Conn. St.	75 48
												221	H	Akron	85 78
												239	A	Fairleigh Dickinson	73 49
												239	H	Fairleigh Dickinson	79 50
												244	A	Bryant	71 75
												244	H	Bryant	72 68
												297	A	Morehead St.	69 75
												299	H	Kent St.	78 44
												318	N	Delaware St.	75 67
												327	H	St. Francis (NY)	62 70
												328	A	Stony Brook	40 42
												336	A	Wagner	55 38
LAST 12 Division I GAMES:															
				60	A	Sacred Heart	56 61	157	A	Saint Francis (PA)	75 63				
				157	H	Saint Francis (PA)	92 82	157	H	Saint Francis (PA)	77 65				
				60	A	Sacred Heart	66 70	197	A	Mt. St. Mary's	75 80				
				84	A	Quinnipiac	72 62	336	A	Wagner	55 38				
				244	H	Bryant	72 68	113	H	LIU Brooklyn	63 57				
				216	H	Central Conn. St.	75 48	327	H	St. Francis (NY)	62 70				

Non-Div I Games:

Robert Morris

■ Loss,
 ■ Non-Conf,
 ■ S Site,
 ■ H Home
 ■ A Away
 N Neutral

REGULAR SEASON				THROUGH GAMES OF SUNDAY, MARCH 11, 2012						
Average RPI Win:	115	WON-LOST	WINNING	LAST 12	STRENGTH OF	OPP. STRENGTH	TEAM	ADJ.	CONF.	ADJ CONF.
Average RPI Loss:	13	RECORD	PCT. RANK	GAMES	SCHEDULE	OF SCHEDULE	RPI	RPI	RPI	RPI
DIV. I ONLY	22- 9	58	6- 6	14	4	13	13	3	3	
DIV. I NON-CONF.	11- 2	24	0- 0	29	9	12	12	2	2	
<hr/>										
TOTALS	RPI 1-25		RPI 26-50		W-L RECORDS		RPI 51-100		RPI 101-150	RPI 150+
22- 9	3- 7		4- 2		OVERALL		3- 0		5- 0	7- 0
12- 3	2- 3		2- 0		HOME		1- 0		2- 0	5- 0
6- 6	0- 4		1- 2		AWAY		1- 0		2- 0	2- 0
4- 0	1- 0		1- 0		NEUTRAL		1- 0		1- 0	0- 0
11- 2	1- 2		3- 0		NON-CONFERENCE		1- 0		1- 0	5- 0
6- 1	0- 1		2- 0		HOME		0- 0		0- 0	4- 0
2- 1	0- 1		0- 0		AWAY		0- 0		1- 0	1- 0
3- 0	1- 0		1- 0		NEUTRAL		1- 0		0- 0	0- 0
11- 7	2- 5		1- 2		CONFERENCE		2- 0		4- 0	2- 0
6- 2	2- 2		0- 0		HOME		1- 0		2- 0	1- 0
4- 5	0- 3		1- 2		AWAY		1- 0		1- 0	1- 0
1- 0	0- 0		0- 0		NEUTRAL		0- 0		1- 0	0- 0

RPI	S	Opponent	Score
3	H	Notre Dame	41 71
4	A	Connecticut	34 49
4	A	Connecticut	34 66
5	H	Tennessee	61 67
11	A	St. John's (NY)	57 62
11	H	St. John's (NY)	52 61
12	A	Miami (FL)	81 92
14	N	Georgia Tech	59 40
20	H	DePaul	65 64
23	H	Louisville	71 68

RPI	S	Opponent	Score
29	H	California	73 70
30	A	Georgetown	36 54
39	A	West Virginia	50 60
40	A	Villanova	61 52
41	N	Florida	63 49
46	H	Temple	71 50

RPI	S	Opponent	Score
65	N	Arizona St.	59 52
91	A	South Fla.	72 66
98	H	Syracuse	55 44

RPI	S	Opponent	Score
107	H	Cincinnati	58 47
126	H	Marquette	69 58
126	N	Marquette	52 43
127	A	Providence	68 47
141	A	La Salle	61 48
178	H	Seton Hall	62 39
191	H	Lehigh	68 40
199	A	Pittsburgh	63 39
200	H	Fordham	68 48
204	H	Boston College	74 58
229	H	Iona	62 29
243	A	George Washington	75 54

LAST 12 Division I GAMES:

4	A	Connecticut	34 49	39	A	West Virginia	50 60
126	N	Marquette	52 43	11	H	St. John's (NY)	52 61
126	H	Marquette	69 58	4	A	Connecticut	34 66
127	A	Providence	68 47	3	H	Notre Dame	41 71
178	H	Seton Hall	62 39	30	A	Georgetown	36 54
40	A	Villanova	61 52	20	H	DePaul	65 64

Non-Div I Games:

Rutgers

S.C. Upstate

Through Games Of Sunday, March 11, 2012

Average RPI Win:	280	WON-LOST	WINNING	LAST 12	STRENGTH OF	OPP. STRENGTH	TEAM	ADJ.	CONF.	ADJ CONF.
Average RPI Loss:	189	RECORD	PCT. RANK	GAMES	SCHEDULE	OF SCHEDULE	RPI	RPI	RPI	RPI
DIV. I ONLY	9- 20	267	6- 6	273	305	292	292	30	30	
DIV. I NON-CONF.	1- 9	323	0- 0	214	183	311	311	30	30	
TOTALS	RPI 1-25	RPI 26-50	W-L RECORDS	RPI 51-100	RPI 101-150	RPI 150+				
9- 20	0- 1	0- 1	OVERALL	0- 3	1- 3	8- 12				
6- 6	0- 0	0- 0	HOME	0- 1	1- 0	5- 5				
3- 13	0- 1	0- 1	AWAY	0- 2	0- 2	3- 7				
0- 1	0- 0	0- 0	NEUTRAL	0- 0	0- 1	0- 0				
1- 9	0- 1	0- 1	NON-CONFERENCE	0- 1	0- 1	1- 5				
0- 3	0- 0	0- 0	HOME	0- 0	0- 0	0- 3				
1- 6	0- 1	0- 1	AWAY	0- 1	0- 1	1- 2				
0- 0	0- 0	0- 0	NEUTRAL	0- 0	0- 0	0- 0				
8- 11	0- 0	0- 0	CONFERENCE	0- 2	1- 2	7- 7				
6- 3	0- 0	0- 0	HOME	0- 1	1- 0	5- 2				
2- 7	0- 0	0- 0	AWAY	0- 1	0- 1	2- 5				
0- 1	0- 0	0- 0	NEUTRAL	0- 0	0- 1	0- 0				

RPI 1-25				RPI 26-50				RPI 51-100				RPI 101+ Team's RPI: 292			
RPI	S	Opponent	Score	RPI	S	Opponent	Score	RPI	S	Opponent	Score	RPI	S	Opponent	Score
10	A	Duke	35 93	28	A	Vanderbilt	42 88	57	A	Fla. Gulf Coast	53 77	117	A	Auburn	34 75
								57	H	Fla. Gulf Coast	63 76	124	A	Stetson	54 69
								89	A	North Carolina	34 91	124	H	Stetson	81 68
												124	N	Stetson	59 72
												213	A	Radford	52 85
												234	H	Western Caro.	58 63
												241	H	Presbyterian	64 72
												253	H	Norfolk St.	81 94
												256	A	Belmont	69 74
												256	H	Belmont	61 51
												264	A	Kennesaw St.	45 54
												264	H	Kennesaw St.	63 74
												272	A	East Tenn. St.	64 67
												272	H	East Tenn. St.	74 68
												274	A	North Florida	58 57
												274	H	North Florida	71 65
												281	A	Jacksonville	72 80
												281	H	Jacksonville	64 74
												293	A	Coastal Caro.	56 61
												325	A	Mercer	71 87
												325	H	Mercer	77 56
												331	A	Lipscomb	50 44
												331	H	Lipscomb	73 66
												332	A	UNC Asheville	73 66
LAST 12 Division I GAMES:															
				124	N	Stetson	59 72					274	H	North Florida	71 65
				124	H	Stetson	81 68					325	A	Mercer	71 87
				57	H	Fla. Gulf Coast	63 76					264	A	Kennesaw St.	45 54
				331	A	Lipscomb	50 44					272	H	East Tenn. St.	74 68
				256	A	Belmont	69 74					256	H	Belmont	61 51
				281	H	Jacksonville	64 74					331	H	Lipscomb	73 66

Non-Div I Games: North Greenville 57 75

S.C. Upstate

Loss, Non-Conf, S Site, H Home A Away N Neutral

Average RPI Win:	267	WON-LOST	WINNING	LAST 12	STRENGTH OF	OPP. STRENGTH	TEAM	ADJ.	CONF.	ADJ CONF.
Average RPI Loss:	134	RECORD	PCT. RANK	GAMES	SCHEDULE	OF SCHEDULE	RPI	RPI	RPI	RPI
DIV. I ONLY	18- 11	99	8- 4	297	266	165	165	31	31	
DIV. I NON-CONF.	6- 7	180	0- 2	187	61	172	172	32	32	
TOTALS	RPI 1-25	RPI 26-50	W-L RECORDS	RPI 51-100	RPI 101-150	RPI 150+				
18- 11	0- 2	0- 1	OVERALL	0- 1	1- 4	17- 3				
8- 5	0- 0	0- 1	HOME	0- 0	0- 2	8- 2				
9- 5	0- 1	0- 0	AWAY	0- 1	1- 2	8- 1				
1- 1	0- 1	0- 0	NEUTRAL	0- 0	0- 0	1- 0				
6- 7	0- 2	0- 1	NON-CONFERENCE	0- 1	0- 2	6- 1				
3- 2	0- 0	0- 1	HOME	0- 0	0- 1	3- 0				
2- 4	0- 1	0- 0	AWAY	0- 1	0- 1	2- 1				
1- 1	0- 1	0- 0	NEUTRAL	0- 0	0- 0	1- 0				
12- 4	0- 0	0- 0	CONFERENCE	0- 0	1- 2	11- 2				
5- 3	0- 0	0- 0	HOME	0- 0	0- 1	5- 2				
7- 1	0- 0	0- 0	AWAY	0- 0	1- 1	6- 0				
0- 0	0- 0	0- 0	NEUTRAL	0- 0	0- 0	0- 0				

RPI 1-25				RPI 26-50				RPI 51-100				RPI 101+ Team's RPI: 165			
RPI	S	Opponent	Score	RPI	S	Opponent	Score	RPI	S	Opponent	Score	RPI	S	Opponent	Score
14	N	Georgia Tech	38 80	33	H	Arkansas	37 75	87	A	South Dakota	61 64	105	A	UT Martin	59 91
20	A	DePaul	65 75									120	A	Eastern Ill.	59 54
												120	H	Eastern Ill.	70 73
												125	A	Pacific	68 78
												145	H	Bradley	60 66
												156	H	Ill.-Chicago	63 57
												214	A	Tennessee Tech	64 62
												214	H	Tennessee Tech	62 54
												232	A	Sacramento St.	66 80
												249	N	Georgia St.	63 49
												257	H	Valparaiso	67 64
												271	H	Ball St.	68 56
												273	A	Eastern Ky.	66 55
												273	H	Eastern Ky.	64 53
												276	A	Southern Ill.	70 60
												284	A	IPFW	72 57
												290	H	Austin Peay	72 61
												294	H	Murray St.	59 67
												297	A	Morehead St.	72 70
												297	H	Morehead St.	70 73
												305	A	Tennessee St.	60 50
												323	A	Southeast Mo. St.	58 43
												323	H	Southeast Mo. St.	63 48
												340	A	Jacksonville St.	78 57
												340	H	Jacksonville St.	79 39
LAST 12 Division I GAMES:															
				33	H	Arkansas	37 75	297	H	Morehead St.	70 73				
				87	A	South Dakota	61 64	273	H	Eastern Ky.	64 53				
				297	A	Morehead St.	72 70	214	A	Tennessee Tech	64 62				
				273	A	Eastern Ky.	66 55	340	A	Jacksonville St.	78 57				
				120	A	Eastern Ill.	59 54	290	H	Austin Peay	72 61				
				323	H	Southeast Mo. St.	63 48	294	H	Murray St.	59 67				

Non-Div I Games:

SIU Edwardsville

■ Loss,
 ■ Non-Conf,
 ■ S Site,
 ■ Home
 ■ A Away
 N Neutral

Average RPI Win:	209	WON-LOST	WINNING	LAST 12	STRENGTH OF	OPP. STRENGTH	TEAM	ADJ.	CONF.	ADJ CONF.
Average RPI Loss:	160	RECORD	PCT. RANK	GAMES	SCHEDULE	OF SCHEDULE	RPI	RPI	RPI	RPI
DIV. I ONLY	12- 18	228	6- 6	206	161	232	232	17	17	
DIV. I NON-CONF.	4- 8	239	0- 0	246	196	287	287	15	15	
TOTALS	RPI 1-25	RPI 26-50	W-L RECORDS	RPI 51-100	RPI 101-150	RPI 150+				
12- 18	0- 0	0- 2	OVERALL	1- 2	2- 4	9- 10				
8- 6	0- 0	0- 0	HOME	1- 0	1- 2	6- 4				
3- 12	0- 0	0- 2	AWAY	0- 2	1- 2	2- 6				
1- 0	0- 0	0- 0	NEUTRAL	0- 0	0- 0	1- 0				
4- 8	0- 0	0- 2	NON-CONFERENCE	0- 0	1- 1	3- 5				
4- 2	0- 0	0- 0	HOME	0- 0	1- 0	3- 2				
0- 6	0- 0	0- 2	AWAY	0- 0	0- 1	0- 3				
0- 0	0- 0	0- 0	NEUTRAL	0- 0	0- 0	0- 0				
8- 10	0- 0	0- 0	CONFERENCE	1- 2	1- 3	6- 5				
4- 4	0- 0	0- 0	HOME	1- 0	0- 2	3- 2				
3- 6	0- 0	0- 0	AWAY	0- 2	1- 1	2- 3				
1- 0	0- 0	0- 0	NEUTRAL	0- 0	0- 0	1- 0				

RPI S	Opponent	Score	RPI S	Opponent	Score	RPI S	Opponent	Score	RPI S	Opponent	Score	Team's RPI: 232
27	A Oklahoma	55 117	67	A Idaho St.	57 70	110	A Northern Colo.	58 68				
29	A California	61 85	67	A Idaho St.	57 78	110	H Northern Colo.	56 64				
			67	H Idaho St.	73 65	120	H Eastern Ill.	89 85				
						136	A Montana St.	77 76				
						136	H Montana St.	71 76				
						146	A UC Davis	57 68				
						161	A Eastern Wash.	62 78				
						161	H Eastern Wash.	84 90				
						161	N Eastern Wash.	71 61				
						165	H SIU Edwardsville	80 66				
						168	A Montana	54 79				
						168	H Montana	79 88				
						181	H Santa Clara	76 96				
						192	A Portland St.	84 82				
						192	H Portland St.	71 67				
						228	A UC Irvine	75 81				
						237	H Long Beach St.	74 67				
						267	A Loyola Marymount	73 86				
						279	H CSU Bakersfield	87 84				
						282	A San Francisco	71 86				
						285	H Cal St. Fullerton	64 81				
						295	A Northern Ariz.	56 94				
						295	H Northern Ariz.	91 85				
						333	A Weber St.	83 68				
						333	H Weber St.	78 60				
LAST 12 Division I GAMES:												
67	A Idaho St.	57 70	168	A Montana	54 79							
161	N Eastern Wash.	71 61	161	H Eastern Wash.	84 90							
192	A Portland St.	84 82	110	H Northern Colo.	56 64							
67	H Idaho St.	73 65	295	A Northern Ariz.	56 94							
192	H Portland St.	71 67	333	A Weber St.	83 68							
136	A Montana St.	77 76	168	H Montana	79 88							

Non-Div I Games: Fresno Pacific 98 87

Sacramento St.

Sacred Heart

Through Games Of Sunday, March 11, 2012

Average RPI Win:	221	WON-LOST	WINNING	LAST 12	STRENGTH OF	OPP. STRENGTH	TEAM	ADJ.	CONF.	ADJ CONF.
Average RPI Loss:	96	RECORD	PCT. RANK	GAMES	SCHEDULE	OF SCHEDULE	RPI	RPI	RPI	RPI
DIV. I ONLY	25- 7	26	10- 2	167	233	60	60	15	15	
DIV. I NON-CONF.	7- 4	98	0- 0	240	269	107	107	22	22	
TOTALS	RPI 1-25	RPI 26-50	W-L RECORDS	RPI 51-100	RPI 101-150	RPI 150+				
25- 7	0- 1	0- 0	OVERALL	1- 3	5- 2	19- 1				
15- 1	0- 0	0- 0	HOME	0- 1	4- 0	11- 0				
10- 6	0- 1	0- 0	AWAY	1- 2	1- 2	8- 1				
0- 0	0- 0	0- 0	NEUTRAL	0- 0	0- 0	0- 0				
7- 4	0- 1	0- 0	NON-CONFERENCE	0- 2	0- 0	7- 1				
4- 0	0- 0	0- 0	HOME	0- 0	0- 0	4- 0				
3- 4	0- 1	0- 0	AWAY	0- 2	0- 0	3- 1				
0- 0	0- 0	0- 0	NEUTRAL	0- 0	0- 0	0- 0				
18- 3	0- 0	0- 0	CONFERENCE	1- 1	5- 2	12- 0				
11- 1	0- 0	0- 0	HOME	0- 1	4- 0	7- 0				
7- 2	0- 0	0- 0	AWAY	1- 0	1- 2	5- 0				
0- 0	0- 0	0- 0	NEUTRAL	0- 0	0- 0	0- 0				

RPI 1-25				RPI 26-50				RPI 51-100 Team's RPI: 60				RPI 101+			
RPI	S	Opponent	Score	RPI	S	Opponent	Score	RPI	S	Opponent	Score	RPI	S	Opponent	Score
16	A	St. Bonaventure	63 67					58	A	Saint Joseph's	54 63	113	A	LIU Brooklyn	68 74
								79	A	Albany (NY)	54 64	113	H	LIU Brooklyn	74 59
								84	A	Quinnipiac	74 65	130	A	Monmouth	50 70
								84	H	Quinnipiac	34 71	130	H	Monmouth	58 48
												140	A	Robert Morris	71 64
												140	H	Robert Morris	61 56
												140	H	Robert Morris	70 66
												155	H	Cal Poly	89 69
												157	A	Saint Francis (PA)	85 56
												157	H	Saint Francis (PA)	66 61
												191	H	Lehigh	68 51
												194	A	Manhattan	50 62
												197	H	Mt. St. Mary's	72 54
												216	A	Central Conn. St.	53 40
												216	H	Central Conn. St.	63 57
												239	A	Fairleigh Dickinson	62 47
												239	H	Fairleigh Dickinson	62 58
												242	A	Siena	62 45
												244	A	Bryant	74 67
												244	H	Bryant	79 64
												307	A	Colgate	78 51
												317	A	Saint Peter's	80 55
												327	A	St. Francis (NY)	57 53
												327	H	St. Francis (NY)	62 33
												328	H	Stony Brook	55 33
												336	H	Wagner	67 57
LAST 12 Division I GAMES:															
130	H	Monmouth	58 48	327	A	St. Francis (NY)	57 53								
140	H	Robert Morris	61 56	244	A	Bryant	74 67								
239	H	Fairleigh Dickinson	62 58	244	H	Bryant	79 64								
140	H	Robert Morris	70 66	130	A	Monmouth	50 70								
157	H	Saint Francis (PA)	66 61	239	A	Fairleigh Dickinson	62 47								
113	A	LIU Brooklyn	68 74	336	H	Wagner	67 57								

Non-Div I Games:

Sacred Heart

■ Loss,
 ■ Non-Conf,
 ■ S Site,
 ■ Home
 ■ A Away
 N Neutral

RPI	S	Opponent	Score
339	H	Columbia	60 42

S
a
c
r
e
d
H
e
a
r
t

S
a
c
r
e
d
H
e
a
r
t

Sacred Heart

Saint Francis (PA)

Through Games Of Sunday, March 11, 2012

Average RPI Win:	216	WON-LOST	WINNING	LAST 12	STRENGTH OF	OPP. STRENGTH	TEAM	ADJ.	CONF.	ADJ CONF.
Average RPI Loss:	122	RECORD	PCT. RANK	GAMES	SCHEDULE	OF SCHEDULE	RPI	RPI	RPI	RPI
DIV. I ONLY	14- 16	186	7- 5	114	169	157	157	15	15	
DIV. I NON-CONF.	3- 8	269	0- 0	134	83	211	211	22	22	
TOTALS	RPI 1-25	RPI 26-50	W-L RECORDS	RPI 51-100	RPI 101-150	RPI 150+				
14- 16	0- 1	0- 0	OVERALL	1- 6	3- 5	10- 4				
7- 5	0- 0	0- 0	HOME	0- 3	2- 2	5- 0				
7- 10	0- 1	0- 0	AWAY	1- 3	1- 3	5- 3				
0- 1	0- 0	0- 0	NEUTRAL	0- 0	0- 0	0- 1				
3- 8	0- 1	0- 0	NON-CONFERENCE	0- 3	1- 1	2- 3				
1- 2	0- 0	0- 0	HOME	0- 1	0- 1	1- 0				
2- 5	0- 1	0- 0	AWAY	0- 2	1- 0	1- 2				
0- 1	0- 0	0- 0	NEUTRAL	0- 0	0- 0	0- 1				
11- 8	0- 0	0- 0	CONFERENCE	1- 3	2- 4	8- 1				
6- 3	0- 0	0- 0	HOME	0- 2	2- 1	4- 0				
5- 5	0- 0	0- 0	AWAY	1- 1	0- 3	4- 1				
0- 0	0- 0	0- 0	NEUTRAL	0- 0	0- 0	0- 0				

RPI 1-25				RPI 26-50				RPI 51-100				RPI 101+ Team's RPI: 157			
RPI	S	Opponent	Score	RPI	S	Opponent	Score	RPI	S	Opponent	Score	RPI	S	Opponent	Score
21	A	Gonzaga	50 92					58	A	Saint Joseph's	53 83	108	H	Towson	53 59
								60	A	Sacred Heart	61 66	113	H	LIU Brooklyn	67 59
								60	H	Sacred Heart	56 85	130	A	Monmouth	45 66
								81	H	Duquesne	70 74	130	H	Monmouth	82 69
								84	A	Quinnipiac	77 71	131	A	Coppin St.	69 67
								84	H	Quinnipiac	73 85	140	A	Robert Morris	65 77
								98	A	Syracuse	45 88	140	A	Robert Morris	82 92
												140	H	Robert Morris	63 75
												152	A	Seattle	70 74
												197	A	Mt. St. Mary's	59 51
												199	A	Pittsburgh	50 78
												216	A	Central Conn. St.	57 47
												216	H	Central Conn. St.	86 83
												221	A	Akron	80 79
												231	N	Saint Louis	63 66
												239	A	Fairleigh Dickinson	60 58
												239	H	Fairleigh Dickinson	69 56
												244	A	Bryant	52 57
												244	H	Bryant	85 73
												327	H	St. Francis (NY)	60 51
												330	H	Bucknell	70 53
												336	A	Wagner	85 68
LAST 12 Division I GAMES:															
140	A	Robert Morris	82 92	140	A	Robert Morris	65 77								
84	A	Quinnipiac	77 71	336	A	Wagner	85 68								
60	A	Sacred Heart	61 66	197	A	Mt. St. Mary's	59 51								
216	H	Central Conn. St.	86 83	327	H	St. Francis (NY)	60 51								
244	H	Bryant	85 73	113	H	LIU Brooklyn	67 59								
140	H	Robert Morris	63 75	130	A	Monmouth	45 66								

Non-Div I Games:

Saint Francis (PA)

■ Loss,
 ■ Non-Conf,
 ■ S Site,
 ■ Home
 ■ A Away
 N Neutral

Saint Joseph's

Through Games Of Sunday, March 11, 2012

Average RPI Win:	175	WON-LOST	WINNING	LAST 12	STRENGTH OF	OPP. STRENGTH	TEAM	ADJ.	CONF.	ADJ CONF.
Average RPI Loss:	55	RECORD	PCT. RANK	GAMES	SCHEDULE	OF SCHEDULE	RPI	RPI	RPI	RPI
DIV. I ONLY	21- 10	76	8- 4	74	85	58	58	9	9	
DIV. I NON-CONF.	10- 4	80	0- 0	90	33	43	43	8	8	
TOTALS	RPI 1-25	RPI 26-50	W-L RECORDS	RPI 51-100	RPI 101-150	RPI 150+				
21- 10	0- 4	1- 5	OVERALL	5- 0	2- 0	13- 1				
14- 3	0- 1	1- 2	HOME	4- 0	0- 0	9- 0				
6- 7	0- 3	0- 3	AWAY	1- 0	2- 0	3- 1				
1- 0	0- 0	0- 0	NEUTRAL	0- 0	0- 0	1- 0				
10- 4	0- 2	0- 1	NON-CONFERENCE	4- 0	0- 0	6- 1				
7- 0	0- 0	0- 0	HOME	3- 0	0- 0	4- 0				
2- 4	0- 2	0- 1	AWAY	1- 0	0- 0	1- 1				
1- 0	0- 0	0- 0	NEUTRAL	0- 0	0- 0	1- 0				
11- 6	0- 2	1- 4	CONFERENCE	1- 0	2- 0	7- 0				
7- 3	0- 1	1- 2	HOME	1- 0	0- 0	5- 0				
4- 3	0- 1	0- 2	AWAY	0- 0	2- 0	2- 0				
0- 0	0- 0	0- 0	NEUTRAL	0- 0	0- 0	0- 0				

RPI 1-25				RPI 26-50				RPI 51-100 Team's RPI: 58				RPI 101+			
RPI	S	Opponent	Score	RPI	S	Opponent	Score	RPI	S	Opponent	Score	RPI	S	Opponent	Score
6	A	Maryland	71 94	34	H	Dayton	51 65	60	H	Sacred Heart	63 54	134	A	Charlotte	85 73
16	A	St. Bonaventure	61 68	40	A	Villanova	46 52	66	H	Drexel	59 50	141	A	La Salle	57 53
16	H	St. Bonaventure	52 78	46	A	Temple	65 75	71	H	UCLA	64 60	157	H	Saint Francis (PA)	83 53
24	A	Princeton	62 79	46	H	Temple	70 80	81	H	Duquesne	72 51	191	H	Lehigh	66 48
				47	A	Richmond	59 78	84	A	Quinnipiac	71 54	196	H	Penn	42 34
				47	H	Richmond	69 57					200	H	Fordham	57 46
												200	H	Fordham	63 52
												203	A	Xavier	70 67
												204	H	Boston College	74 57
												231	H	Saint Louis	69 50
												243	H	George Washington	52 49
												255	A	Massachusetts	86 58
												275	A	Vermont	67 80
												286	N	Dartmouth	85 48
												300	A	Lafayette	65 57
												315	H	Rhode Island	64 53
LAST 12 Division I GAMES:															
				16	H	St. Bonaventure	52 78	315	H	Rhode Island	64 53				
				47	H	Richmond	69 57	231	H	Saint Louis	69 50				
				200	H	Fordham	63 52	141	A	La Salle	57 53				
				243	H	George Washington	52 49	47	A	Richmond	59 78				
				46	A	Temple	65 75	46	H	Temple	70 80				
				134	A	Charlotte	85 73	81	H	Duquesne	72 51				

Non-Div I Games:

Saint Joseph's

■ Loss,
 ■ Non-Conf,
 ■ S Site,
 ■ H Home
 ■ A Away
 N Neutral

Saint Louis

Through Games Of Sunday, March 11, 2012

Average RPI Win:	206	WON-LOST	WINNING	LAST 12	STRENGTH OF	OPP. STRENGTH	TEAM	ADJ.	CONF.	ADJ CONF.
Average RPI Loss:	121	RECORD	PCT. RANK	GAMES	SCHEDULE	OF SCHEDULE	RPI	RPI	RPI	RPI
DIV. I ONLY	9- 20	267	4- 8	89	116	231	231	9	9	
DIV. I NON-CONF.	4- 9	256	0- 0	120	272	245	245	8	8	
TOTALS	RPI 1-25	RPI 26-50	W-L RECORDS	RPI 51-100	RPI 101-150	RPI 150+				
9- 20	0- 1	0- 5	OVERALL	1- 2	2- 6	6- 6				
6- 7	0- 0	0- 2	HOME	1- 0	1- 5	4- 0				
1- 11	0- 1	0- 1	AWAY	0- 2	0- 1	1- 6				
2- 2	0- 0	0- 2	NEUTRAL	0- 0	1- 0	1- 0				
4- 9	0- 0	0- 1	NON-CONFERENCE	0- 1	0- 4	4- 3				
2- 4	0- 0	0- 0	HOME	0- 0	0- 4	2- 0				
1- 4	0- 0	0- 0	AWAY	0- 1	0- 0	1- 3				
1- 1	0- 0	0- 1	NEUTRAL	0- 0	0- 0	1- 0				
5- 11	0- 1	0- 4	CONFERENCE	1- 1	2- 2	2- 3				
4- 3	0- 0	0- 2	HOME	1- 0	1- 1	2- 0				
0- 7	0- 1	0- 1	AWAY	0- 1	0- 1	0- 3				
1- 1	0- 0	0- 1	NEUTRAL	0- 0	1- 0	0- 0				

RPI 1-25				RPI 26-50				RPI 51-100				RPI 101+				Team's RPI: 231	
RPI	S	Opponent	Score	RPI	S	Opponent	Score	RPI	S	Opponent	Score	RPI	S	Opponent	Score		
16	A	St. Bonaventure	52 64	34	A	Dayton	54 72	58	A	Saint Joseph's	50 69	105	H	UT Martin	55 70		
				34	N	Dayton	51 69	80	A	Memphis	60 63	119	H	Missouri	56 68		
				46	H	Temple	50 66	81	H	Duquesne	56 55	134	A	Charlotte	52 61		
				47	H	Richmond	45 63					134	H	Charlotte	70 69		
				49	N	Eastern Mich.	55 66					134	N	Charlotte	64 59		
												137	H	Drake	60 62		
												141	H	La Salle	52 53		
												150	H	UMKC	67 70		
												156	A	Ill.-Chicago	60 68		
												157	N	Saint Francis (PA)	66 63		
												163	A	Fla. Atlantic	70 63		
												164	A	Wisconsin	46 48		
												200	A	Fordham	61 64		
												203	A	Xavier	57 67		
												243	A	George Washington	58 68		
												255	H	Massachusetts	63 59		
												294	A	Murray St.	64 78		
												294	H	Murray St.	59 49		
												315	H	Rhode Island	70 55		
												323	H	Southeast Mo. St.	54 45		
LAST 12 Division I GAMES:																	
				34	N	Dayton	51 69	58	A	Saint Joseph's	50 69						
				134	N	Charlotte	64 59	46	H	Temple	50 66						
				200	A	Fordham	61 64	81	H	Duquesne	56 55						
				134	H	Charlotte	70 69	203	A	Xavier	57 67						
				34	A	Dayton	54 72	47	H	Richmond	45 63						
				255	H	Massachusetts	63 59	243	A	George Washington	58 68						

Non-Div I Games: Mo.-St. Louis 73 51 Neb. Omaha 81 54

Saint Louis

Loss, Non-Conf, S Site, H Home A Away N Neutral

Saint Peter's

Through Games Of Sunday, March 11, 2012

Average RPI Win:	252	WON-LOST	WINNING	LAST 12	STRENGTH OF	OPP. STRENGTH	TEAM	ADJ.	CONF.	ADJ CONF.
Average RPI Loss:	181	RECORD	PCT. RANK	GAMES	SCHEDULE	OF SCHEDULE	RPI	RPI	RPI	RPI
DIV. I ONLY	5- 26	325	3- 9	194	267	317	317	22	22	
DIV. I NON-CONF.	0- 11	337	0- 0	239	318	337	337	21	21	
TOTALS	RPI 1-25	RPI 26-50	W-L RECORDS	RPI 51-100	RPI 101-150	RPI 150+				
5- 26	0- 0	0- 3	OVERALL	0- 5	0- 1	5- 17				
2- 12	0- 0	0- 1	HOME	0- 4	0- 0	2- 7				
2- 13	0- 0	0- 1	AWAY	0- 0	0- 1	2- 7				
1- 1	0- 0	0- 1	NEUTRAL	0- 0	0- 0	1- 0				
0- 11	0- 0	0- 0	NON-CONFERENCE	0- 3	0- 1	0- 7				
0- 5	0- 0	0- 0	HOME	0- 3	0- 0	0- 2				
0- 6	0- 0	0- 0	AWAY	0- 0	0- 1	0- 5				
0- 0	0- 0	0- 0	NEUTRAL	0- 0	0- 0	0- 0				
5- 15	0- 0	0- 3	CONFERENCE	0- 2	0- 0	5- 10				
2- 7	0- 0	0- 1	HOME	0- 1	0- 0	2- 5				
2- 7	0- 0	0- 1	AWAY	0- 1	0- 0	2- 5				
1- 1	0- 0	0- 1	NEUTRAL	0- 0	0- 0	1- 0				

RPI S	Opponent	Score	RPI S	Opponent	Score	RPI S	Opponent	Score	RPI S	Opponent	Score	Team's RPI: 317
43	A Marist	49 87	43	H Marist	54 56	60	H Sacred Heart	55 80	130	A Monmouth	64 73	
43	H Marist	54 56	43	N Marist	49 74	68	H Hofstra	52 66	191	A Lehigh	48 64	
						91	H South Fla.	52 68	193	A Loyola Maryland	68 51	
						95	A Fairfield	44 61	193	H Loyola Maryland	54 61	
						95	H Fairfield	47 59	194	A Manhattan	59 72	
									194	H Manhattan	36 62	
									217	A Niagara	52 61	
									217	H Niagara	52 54	
									220	H Binghamton	63 70	
									221	A Akron	50 87	
									229	A Iona	49 74	
									229	H Iona	54 71	
									239	A Fairleigh Dickinson	46 55	
									242	A Siena	50 62	
									242	H Siena	59 61	
									246	A Canisius	54 59	
									246	H Canisius	66 51	
									246	N Canisius	62 57	
									288	A Rider	65 54	
									288	H Rider	65 64	
									300	H Lafayette	50 59	
									326	A NJIT	59 66	
									330	A Bucknell	35 46	
LAST 12 Division I GAMES:												
43	N Marist	49 74	246	H Canisius	66 51							
246	N Canisius	62 57	242	H Siena	59 61							
229	A Iona	49 74	43	A Marist	49 87							
288	H Rider	65 64	95	A Fairfield	44 61							
194	A Manhattan	59 72	217	H Niagara	52 54							
193	H Loyola Maryland	54 61	194	H Manhattan	36 62							

Non-Div I Games:

Saint Peter's

■ Loss,
 ■ Non-Conf,
 ■ S Site,
 ■ Home
 ■ A Away
 N Neutral

Average RPI Win:	267	WON-LOST	WINNING	LAST 12	STRENGTH OF	OPP. STRENGTH	TEAM	ADJ.	CONF.	ADJ CONF.
Average RPI Loss:	122	RECORD	PCT. RANK	GAMES	SCHEDULE	OF SCHEDULE	RPI	RPI	RPI	RPI
DIV. I ONLY	15- 11	125	8- 4	264	263	158	158	24	24	
DIV. I NON-CONF.	3- 6	239	0- 0	177	122	193	193	27	27	
TOTALS	RPI 1-25	RPI 26-50	W-L RECORDS	RPI 51-100	RPI 101-150	RPI 150+				
15- 11	0- 1	0- 1	OVERALL	0- 3	1- 2	14- 4				
9- 1	0- 0	0- 0	HOME	0- 0	0- 1	9- 0				
6- 9	0- 1	0- 1	AWAY	0- 3	1- 1	5- 3				
0- 1	0- 0	0- 0	NEUTRAL	0- 0	0- 0	0- 1				
3- 6	0- 1	0- 1	NON-CONFERENCE	0- 1	0- 1	3- 2				
2- 0	0- 0	0- 0	HOME	0- 0	0- 0	2- 0				
1- 6	0- 1	0- 1	AWAY	0- 1	0- 1	1- 2				
0- 0	0- 0	0- 0	NEUTRAL	0- 0	0- 0	0- 0				
12- 5	0- 0	0- 0	CONFERENCE	0- 2	1- 1	11- 2				
7- 1	0- 0	0- 0	HOME	0- 0	0- 1	7- 0				
5- 3	0- 0	0- 0	AWAY	0- 2	1- 0	4- 1				
0- 1	0- 0	0- 0	NEUTRAL	0- 0	0- 0	0- 1				

RPI 1-25				RPI 26-50				RPI 51-100				RPI 101+ Team's RPI: 158			
RPI	S	Opponent	Score	RPI	S	Opponent	Score	RPI	S	Opponent	Score	RPI	S	Opponent	Score
9	A	Kentucky	52 73	28	A	Vanderbilt	56 79	52	A	Kansas	59 87	119	A	Missouri	48 66
								82	A	McNeese St.	48 57	149	A	Stephen F. Austin	70 55
								90	A	Central Ark.	55 61	149	H	Stephen F. Austin	67 69
												172	A	Lamar	72 59
												176	H	South Ala.	53 50
												186	A	TCU	49 60
												206	A	Grambling	52 64
												209	H	Nicholls St.	67 46
												211	A	Texas St.	53 66
												211	H	Texas St.	68 54
												211	N	Texas St.	66 74
												263	H	Tex.-Pan American	64 56
												287	H	Southeastern La.	67 46
												301	A	UTSA	63 50
												301	H	UTSA	67 55
												313	A	Texas-Arlington	61 45
												313	H	Texas-Arlington	58 41
												321	A	A&M-Corpus Christi	65 56
												321	H	A&M-Corpus Christi	75 54
												329	H	Northwestern St.	80 64
												342	A	Houston Baptist	69 51
LAST 12 Division I GAMES:															
		211	N	Texas St.	66	74				321	H	A&M-Corpus Christi	75	54	
		211	H	Texas St.	68	54				313	A	Texas-Arlington	61	45	
		149	A	Stephen F. Austin	70	55				287	H	Southeastern La.	67	46	
		172	A	Lamar	72	59				82	A	McNeese St.	48	57	
		329	H	Northwestern St.	80	64				301	H	UTSA	67	55	
		90	A	Central Ark.	55	61				149	H	Stephen F. Austin	67	69	

Non-Div I Games: Mary Hardin-Baylor 87 53 Texas-Tyler 94 74

Sam Houston St.

Loss, Non-Conf, S Site, H Home A Away N Neutral

Average RPI Win: 216	WON-LOST	WINNING	LAST 12	STRENGTH OF	OPP. STRENGTH	TEAM	ADJ.	CONF.	ADJ CONF.
Average RPI Loss: 133	RECORD	PCT. RANK	GAMES	SCHEDULE	OF SCHEDULE	RPI	RPI	RPI	RPI
DIV. I ONLY	20- 12	92	8- 4	155	203	104	104	14	14
DIV. I NON-CONF.	5- 4	134	0- 0	222	128	132	132	20	20
TOTALS	RPI 1-25	RPI 26-50	W-L RECORDS	RPI 51-100	RPI 101-150	RPI 150+			
20- 12	0- 2	0- 1	OVERALL	4- 4	0- 0	16- 5			
10- 2	0- 0	0- 0	HOME	1- 2	0- 0	9- 0			
5- 9	0- 2	0- 1	AWAY	1- 2	0- 0	4- 4			
5- 1	0- 0	0- 0	NEUTRAL	2- 0	0- 0	3- 1			
5- 4	0- 2	0- 1	NON-CONFERENCE	0- 0	0- 0	5- 1			
2- 0	0- 0	0- 0	HOME	0- 0	0- 0	2- 0			
1- 3	0- 2	0- 1	AWAY	0- 0	0- 0	1- 0			
2- 1	0- 0	0- 0	NEUTRAL	0- 0	0- 0	2- 1			
15- 8	0- 0	0- 0	CONFERENCE	4- 4	0- 0	11- 4			
8- 2	0- 0	0- 0	HOME	1- 2	0- 0	7- 0			
4- 6	0- 0	0- 0	AWAY	1- 2	0- 0	3- 4			
3- 0	0- 0	0- 0	NEUTRAL	2- 0	0- 0	1- 0			

RPI 1-25				RPI 26-50				RPI 51-100				RPI 101+ Team's RPI: 104			
RPI	S	Opponent	Score	RPI	S	Opponent	Score	RPI	S	Opponent	Score	RPI	S	Opponent	Score
9	A	Kentucky	61 90	41	A	Florida	56 81	59	A	Chattanooga	68 74	168	N	Montana	59 45
20	A	DePaul	57 86					59	H	Chattanooga	58 48	173	A	Elon	44 69
								74	A	Appalachian St.	49 53	173	H	Elon	67 53
								74	H	Appalachian St.	53 57	173	N	Elon	67 36
								74	N	Appalachian St.	54 43	202	A	Furman	42 40
								85	A	Davidson	73 65	202	H	Furman	71 66
								85	H	Davidson	39 52	214	H	Tennessee Tech	61 55
								85	N	Davidson	62 51	233	N	Western Ky.	57 58
												234	A	Western Caro.	44 52
												234	H	Western Caro.	64 61
												262	A	Col. of Charleston	60 54
												262	H	Col. of Charleston	70 56
												270	A	Alabama St.	62 51
												283	A	Wofford	59 73
												283	H	Wofford	82 59
												303	A	Ga. Southern	53 47
												303	H	Ga. Southern	67 41
												308	A	UNC Greensboro	53 61
												308	H	UNC Greensboro	83 40
												323	N	Southeast Mo. St.	63 58
												340	H	Jacksonville St.	73 40
LAST 12 Division I GAMES:															
		74 N Appalachian St.	54 43			234 A Western Caro.	44 52								
		85 N Davidson	62 51			202 A Furman	42 40								
		173 N Elon	67 36			262 H Col. of Charleston	70 56								
		85 H Davidson	39 52			303 H Ga. Southern	67 41								
		74 H Appalachian St.	53 57			283 A Wofford	59 73								
		59 H Chattanooga	58 48			308 H UNC Greensboro	83 40								

Non-Div I Games:

Samford

■ Loss,
 ■ Non-Conf,
 ■ S Site,
 ■ Home
 ■ A Away
 N Neutral

Average RPI Win:	197	WON-LOST	WINNING	LAST 12	STRENGTH OF	OPP. STRENGTH	TEAM	ADJ.	CONF.	ADJ CONF.
Average RPI Loss:	72	RECORD	PCT. RANK	GAMES	SCHEDULE	OF SCHEDULE	RPI	RPI	RPI	RPI
DIV. I ONLY	21- 8	52	9- 3	153	101	76	76	8	8	
DIV. I NON-CONF.	8- 3	73	0- 0	263	234	115	115	9	9	
TOTALS	RPI 1-25	RPI 26-50	W-L RECORDS	RPI 51-100	RPI 101-150	RPI 150+				
21- 8	0- 2	0- 3	OVERALL	3- 1	3- 0	15- 2				
11- 3	0- 1	0- 1	HOME	1- 1	2- 0	8- 0				
9- 4	0- 1	0- 1	AWAY	2- 0	1- 0	6- 2				
1- 1	0- 0	0- 1	NEUTRAL	0- 0	0- 0	1- 0				
8- 3	0- 0	0- 0	NON-CONFERENCE	1- 1	1- 0	6- 2				
5- 1	0- 0	0- 0	HOME	0- 1	1- 0	4- 0				
3- 2	0- 0	0- 0	AWAY	1- 0	0- 0	2- 2				
0- 0	0- 0	0- 0	NEUTRAL	0- 0	0- 0	0- 0				
13- 5	0- 2	0- 3	CONFERENCE	2- 0	2- 0	9- 0				
6- 2	0- 1	0- 1	HOME	1- 0	1- 0	4- 0				
6- 2	0- 1	0- 1	AWAY	1- 0	1- 0	4- 0				
1- 1	0- 0	0- 1	NEUTRAL	0- 0	0- 0	1- 0				

RPI	S	Opponent	Score	RPI	S	Opponent	Score	RPI	S	Opponent	Score	RPI	S	Opponent	Score
21	A	Gonzaga	58 69	36	A	BYU	50 64	51	A	St. Mary's (CA)	77 60	125	H	Pacific	77 57
21	H	Gonzaga	44 54	36	H	BYU	53 62	51	H	St. Mary's (CA)	74 59	138	A	Pepperdine	56 46
				36	N	BYU	46 64	61	H	Texas Tech	57 58	138	H	Pepperdine	70 39
								93	A	San Diego St.	56 45	152	A	Seattle	82 65
												155	H	Cal Poly	69 52
												161	A	Eastern Wash.	57 68
												181	A	Santa Clara	58 41
												181	H	Santa Clara	56 50
												183	A	Portland	51 46
												183	H	Portland	72 66
												183	N	Portland	70 60
												200	A	Fordham	42 44
												267	A	Loyola Marymount	78 54
												267	H	Loyola Marymount	80 58
												279	H	CSU Bakersfield	99 70
												282	A	San Francisco	68 50
												282	H	San Francisco	74 63
												304	H	La.-Lafayette	103 44
												307	H	Colgate	75 73
												339	A	Columbia	54 32
LAST 12 Division I GAMES:															
				36	N	BYU	46 64	138	A	Pepperdine	56 46				
				183	N	Portland	70 60	282	H	San Francisco	74 63				
				183	A	Portland	51 46	21	A	Gonzaga	58 69				
				51	H	St. Mary's (CA)	74 59	181	H	Santa Clara	56 50				
				36	A	BYU	50 64	138	H	Pepperdine	70 39				
				267	A	Loyola Marymount	78 54	282	A	San Francisco	68 50				

Non-Div I Games: Cal St. San Marcos 80 56

San Diego

Loss, Non-Conf, S Site, H Home A Away N Neutral

Average RPI Win: 227		WON-LOST	WINNING	LAST 12	STRENGTH OF	OPP. STRENGTH	TEAM	ADJ.	CONF.	ADJ CONF.
Average RPI Loss: 135		RECORD	PCT. RANK	GAMES	SCHEDULE	OF SCHEDULE	RPI	RPI	RPI	RPI
DIV. I ONLY		25- 6	18	9- 2	323	127	93	93	23	23
DIV. I NON-CONF.		10- 4	80	0- 0	306	49	147	147	24	24
TOTALS	RPI 1-25		RPI 26-50		W-L RECORDS	RPI 51-100	RPI 101-150		RPI 150+	
25- 6	1- 0		0- 0		OVERALL	1- 2	2- 1		21- 3	
13- 1	0- 0		0- 0		HOME	1- 1	1- 0		11- 0	
8- 4	0- 0		0- 0		AWAY	0- 1	1- 1		7- 2	
4- 1	1- 0		0- 0		NEUTRAL	0- 0	0- 0		3- 1	
10- 4	1- 0		0- 0		NON-CONFERENCE	1- 2	0- 1		8- 1	
6- 1	0- 0		0- 0		HOME	1- 1	0- 0		5- 0	
3- 2	0- 0		0- 0		AWAY	0- 1	0- 1		3- 0	
1- 1	1- 0		0- 0		NEUTRAL	0- 0	0- 0		0- 1	
15- 2	0- 0		0- 0		CONFERENCE	0- 0	2- 0		13- 2	
7- 0	0- 0		0- 0		HOME	0- 0	1- 0		6- 0	
5- 2	0- 0		0- 0		AWAY	0- 0	1- 0		4- 2	
3- 0	0- 0		0- 0		NEUTRAL	0- 0	0- 0		3- 0	

[illegible]

Non-Div I Games:

San Diego St.

Loss, Non-Conf, S Site, H Home A Away N Neutral

RPI	S	Opponent	Score
337	H	Ark.-Pine Bluff	86 43

San Diego St.

San Francisco

Through Games Of Sunday, March 11, 2012

Average RPI Win:	175	WON-LOST	WINNING	LAST 12	STRENGTH OF	OPP. STRENGTH	TEAM	ADJ.	CONF.	ADJ CONF.
Average RPI Loss:	145	RECORD	PCT. RANK	GAMES	SCHEDULE	OF SCHEDULE	RPI	RPI	RPI	RPI
DIV. I ONLY	5- 25	322	2- 10	119	114	282	282	8	8	
DIV. I NON-CONF.	2- 11	309	0- 0	149	280	300	300	9	9	
TOTALS	RPI 1-25	RPI 26-50	W-L RECORDS	RPI 51-100	RPI 101-150	RPI 150+				
5- 25	0- 2	1- 2	OVERALL	1- 3	0- 5	3- 13				
2- 12	0- 1	0- 2	HOME	1- 1	0- 2	1- 6				
3- 11	0- 1	1- 0	AWAY	0- 2	0- 3	2- 5				
0- 2	0- 0	0- 0	NEUTRAL	0- 0	0- 0	0- 2				
2- 11	0- 0	0- 1	NON-CONFERENCE	0- 0	0- 3	2- 7				
1- 5	0- 0	0- 1	HOME	0- 0	0- 1	1- 3				
1- 5	0- 0	0- 0	AWAY	0- 0	0- 2	1- 3				
0- 1	0- 0	0- 0	NEUTRAL	0- 0	0- 0	0- 1				
3- 14	0- 2	1- 1	CONFERENCE	1- 3	0- 2	1- 6				
1- 7	0- 1	0- 1	HOME	1- 1	0- 1	0- 3				
2- 6	0- 1	1- 0	AWAY	0- 2	0- 1	1- 2				
0- 1	0- 0	0- 0	NEUTRAL	0- 0	0- 0	0- 1				

RPI	S	Opponent	Score	RPI	S	Opponent	Score	RPI	S	Opponent	Score	RPI	S	Opponent	Score	Team's RPI: 282
21	A	Gonzaga	52 87	36	A	BYU	71 64	51	A	St. Mary's (CA)	42 64	110	H	Northern Colo.	81 85	
21	H	Gonzaga	59 79	36	H	BYU	67 76	51	H	St. Mary's (CA)	66 64	114	A	Colorado	66 84	
				41	H	Florida	68 91	76	A	San Diego	63 74	138	A	Pepperdine	64 77	
								76	H	San Diego	50 68	138	H	Pepperdine	69 85	
												146	A	UC Davis	50 64	
												152	A	Seattle	56 74	
												155	H	Cal Poly	66 82	
												167	A	UC Santa Barbara	41 60	
												170	H	Cal St. Northridge	59 67	
												181	A	Santa Clara	62 69	
												181	H	Santa Clara	51 59	
												183	A	Portland	76 78	
												183	H	Portland	63 77	
												218	N	Loyola Chicago	63 65	
												232	H	Sacramento St.	86 71	
												258	A	Ohio	53 63	
												267	A	Loyola Marymount	61 59	
												267	H	Loyola Marymount	49 62	
												267	N	Loyola Marymount	60 66	
												285	H	Cal St. Fullerton	50 55	
												289	A	San Jose St.	88 77	
LAST 12 Division I GAMES:																
267	N	Loyola Marymount	60 66	181	H	Santa Clara	51 59									
181	A	Santa Clara	62 69	267	H	Loyola Marymount	49 62									
183	H	Portland	63 77	76	H	San Diego	50 68									
36	A	BYU	71 64	51	H	St. Mary's (CA)	66 64									
21	H	Gonzaga	59 79	138	A	Pepperdine	64 77									
76	A	San Diego	63 74	183	A	Portland	76 78									

Non-Div I Games:

San Francisco

■ Loss,
■ Non-Conf,
■ S Site,
■ Home
■ A Away
N Neutral

Average RPI Win:	263	WON-LOST	WINNING	LAST 12	STRENGTH OF	OPP. STRENGTH	TEAM	ADJ.	CONF.	ADJ CONF.
Average RPI Loss:	199	RECORD	PCT. RANK	GAMES	SCHEDULE	OF SCHEDULE	RPI	RPI	RPI	RPI
DIV. I ONLY	11- 19	250	4- 8	316	287	289	289	25	25	
DIV. I NON-CONF.	5- 10	239	0- 0	279	332	285	285	23	23	
TOTALS	RPI 1-25	RPI 26-50	W-L RECORDS	RPI 51-100	RPI 101-150	RPI 150+				
11- 19	0- 0	0- 0	OVERALL	1- 1	0- 6	10- 12				
6- 7	0- 0	0- 0	HOME	1- 0	0- 2	5- 5				
5- 10	0- 0	0- 0	AWAY	0- 1	0- 3	5- 6				
0- 2	0- 0	0- 0	NEUTRAL	0- 0	0- 1	0- 1				
5- 10	0- 0	0- 0	NON-CONFERENCE	0- 0	0- 4	5- 6				
2- 4	0- 0	0- 0	HOME	0- 0	0- 1	2- 3				
3- 5	0- 0	0- 0	AWAY	0- 0	0- 2	3- 3				
0- 1	0- 0	0- 0	NEUTRAL	0- 0	0- 1	0- 0				
6- 9	0- 0	0- 0	CONFERENCE	1- 1	0- 2	5- 6				
4- 3	0- 0	0- 0	HOME	1- 0	0- 1	3- 2				
2- 5	0- 0	0- 0	AWAY	0- 1	0- 1	2- 3				
0- 1	0- 0	0- 0	NEUTRAL	0- 0	0- 0	0- 1				

RPI S	Opponent	Score	RPI S	Opponent	Score	RPI S	Opponent	Score	RPI S	Opponent	Score	Team's RPI: 289
						64	A Fresno St.	49 76	120	H Eastern Ill.	71 93	
						64	H Fresno St.	62 61	122	A UNLV	41 78	
									143	N American	46 49	
									146	A UC Davis	60 80	
									148	A Utah St.	71 84	
									148	H Utah St.	73 78	
									155	A Cal Poly	55 71	
									170	A Cal St. Northridge	55 85	
									171	A Louisiana Tech	68 73	
									171	H Louisiana Tech	64 70	
									181	A Santa Clara	74 53	
									223	H Brown	47 61	
									250	A Hawaii	67 58	
									250	H Hawaii	83 67	
									260	A Idaho	65 70	
									260	H Idaho	63 67	
									260	N Idaho	63 67	
									282	H San Francisco	77 88	
									285	H Cal St. Fullerton	65 81	
									295	H Northern Ariz.	74 64	
									296	A Utah Valley	57 45	
									302	H Air Force	68 53	
									309	A Southern Utah	70 68	
									311	A Nevada	86 79	
									311	H Nevada	70 63	
									320	A New Mexico St.	55 56	
LAST 12 Division I GAMES:												
			260	N Idaho	63 67	171	A Louisiana Tech	68 73				
			148	A Utah St.	71 84	250	A Hawaii	67 58				
			260	A Idaho	65 70	260	H Idaho	63 67				
			64	H Fresno St.	62 61	148	H Utah St.	73 78				
			311	H Nevada	70 63	311	A Nevada	86 79				
			320	A New Mexico St.	55 56	64	A Fresno St.	49 76				

Non-Div I Games:

San Jose St.

RPI	S	Opponent	Score	
320	H	New Mexico St.	67	62
333	A	Weber St.	67	69

S
a
n
J
o
s
e
S
t
.

S
a
n
J
o
s
e
S
t
.

San Jose St.

Santa Clara

Through Games Of Sunday, March 11, 2012

Average RPI Win:	223	WON-LOST	WINNING	LAST 12	STRENGTH OF	OPP. STRENGTH	TEAM	ADJ.	CONF.	ADJ CONF.
Average RPI Loss:	104	RECORD	PCT. RANK	GAMES	SCHEDULE	OF SCHEDULE	RPI	RPI	RPI	RPI
DIV. I ONLY	12- 18	228	4- 8	104	112	181	181	8	8	
DIV. I NON-CONF.	7- 6	152	0- 0	94	258	129	129	9	9	
TOTALS	RPI 1-25	RPI 26-50	W-L RECORDS	RPI 51-100	RPI 101-150	RPI 150+				
12- 18	0- 3	0- 3	OVERALL	0- 5	2- 2	10- 5				
8- 7	0- 2	0- 1	HOME	0- 2	2- 1	6- 1				
4- 10	0- 1	0- 2	AWAY	0- 3	0- 1	4- 3				
0- 1	0- 0	0- 0	NEUTRAL	0- 0	0- 0	0- 1				
7- 6	0- 1	0- 1	NON-CONFERENCE	0- 1	2- 0	5- 3				
5- 2	0- 1	0- 0	HOME	0- 0	2- 0	3- 1				
2- 4	0- 0	0- 1	AWAY	0- 1	0- 0	2- 2				
0- 0	0- 0	0- 0	NEUTRAL	0- 0	0- 0	0- 0				
5- 12	0- 2	0- 2	CONFERENCE	0- 4	0- 2	5- 2				
3- 5	0- 1	0- 1	HOME	0- 2	0- 1	3- 0				
2- 6	0- 1	0- 1	AWAY	0- 2	0- 1	2- 1				
0- 1	0- 0	0- 0	NEUTRAL	0- 0	0- 0	0- 1				

RPI 1-25				RPI 26-50				RPI 51-100				RPI 101+ Team's RPI: 181			
RPI	S	Opponent	Score	RPI	S	Opponent	Score	RPI	S	Opponent	Score	RPI	S	Opponent	Score
21	A	Gonzaga	55 87	29	A	California	58 75	51	A	St. Mary's (CA)	52 72	110	H	Northern Colo.	71 37
21	H	Gonzaga	68 81	36	A	BYU	57 84	51	H	St. Mary's (CA)	47 57	138	A	Pepperdine	57 67
24	H	Princeton	61 77	36	H	BYU	64 74	64	A	Fresno St.	71 83	138	H	Pepperdine	56 62
								76	A	San Diego	50 56	146	H	UC Davis	81 78
								76	H	San Diego	41 58	152	A	Seattle	62 80
												170	A	Cal St. Northridge	90 72
												183	A	Portland	71 70
												183	H	Portland	78 63
												183	N	Portland	76 90
												228	A	UC Irvine	82 88
												232	A	Sacramento St.	96 76
												237	H	Long Beach St.	73 63
												267	A	Loyola Marymount	54 64
												267	H	Loyola Marymount	61 57
												279	H	CSU Bakersfield	93 87
												282	A	San Francisco	59 51
												282	H	San Francisco	69 62
												289	H	San Jose St.	53 74
												309	H	Southern Utah	79 78
LAST 12 Division I GAMES:															
183	N	Portland	76 90	267	H	Loyola Marymount	61 57								
282	H	San Francisco	69 62	282	A	San Francisco	59 51								
36	A	BYU	57 84	76	A	San Diego	50 56								
183	A	Portland	71 70	36	H	BYU	64 74								
21	A	Gonzaga	55 87	51	A	St. Mary's (CA)	52 72								
51	H	St. Mary's (CA)	47 57	267	A	Loyola Marymount	54 64								

Non-Div I Games:

Santa Clara

Loss, Non-Conf, S Site, H Home A Away N Neutral

Average RPI Win:	294	WON-LOST	WINNING	LAST 12	STRENGTH OF	OPP. STRENGTH	TEAM	ADJ.	CONF.	ADJ CONF.
Average RPI Loss:	188	RECORD	PCT. RANK	GAMES	SCHEDULE	OF SCHEDULE	RPI	RPI	RPI	RPI
DIV. I ONLY	7- 20	296	2- 9	310	308	324	324	28	28	
DIV. I NON-CONF.	4- 6	212	1- 0	223	190	218	218	26	26	
TOTALS	RPI 1-25	RPI 26-50	W-L RECORDS	RPI 51-100	RPI 101-150	RPI 150+				
7- 20	0- 0	0- 2	OVERALL	0- 3	0- 4	7- 11				
6- 6	0- 0	0- 0	HOME	0- 1	0- 3	6- 2				
1- 13	0- 0	0- 2	AWAY	0- 2	0- 1	1- 8				
0- 1	0- 0	0- 0	NEUTRAL	0- 0	0- 0	0- 1				
4- 6	0- 0	0- 2	NON-CONFERENCE	0- 1	0- 1	4- 2				
3- 1	0- 0	0- 0	HOME	0- 0	0- 1	3- 0				
1- 5	0- 0	0- 2	AWAY	0- 1	0- 0	1- 2				
0- 0	0- 0	0- 0	NEUTRAL	0- 0	0- 0	0- 0				
3- 14	0- 0	0- 0	CONFERENCE	0- 2	0- 3	3- 9				
3- 5	0- 0	0- 0	HOME	0- 1	0- 2	3- 2				
0- 8	0- 0	0- 0	AWAY	0- 1	0- 1	0- 6				
0- 1	0- 0	0- 0	NEUTRAL	0- 0	0- 0	0- 1				

RPI S	Opponent	Score	RPI S	Opponent	Score	RPI S	Opponent	Score	RPI S	Opponent	Score	Team's RPI: 324
31	A Nebraska	50 70	53	H Howard	51 64	131	H Coppin St.	45 71				
32	A South Carolina	39 65	62	A Hampton	40 59	135	H Mississippi St.	42 56				
			89	A North Carolina	21 74	144	A Florida A&M	50 55				
						144	H Florida A&M	45 58				
						212	A UCF	48 62				
						215	A Md.-East. Shore	42 47				
						215	N Md.-East. Shore	28 51				
						253	A Norfolk St.	49 54				
						266	A N.C. A&T	45 69				
						266	H N.C. A&T	74 88				
						270	A Alabama St.	45 47				
						274	A North Florida	64 61				
						278	H Longwood	53 41				
						280	A South Carolina St.	48 55				
						280	H South Carolina St.	76 65				
						281	H Jacksonville	67 64				
						298	H Morgan St.	69 60				
						304	H La.-Lafayette	41 36				
						306	A Bethune-Cookman	54 58				
						306	H Bethune-Cookman	43 47				
						341	A N.C. Central	38 50				
						341	H N.C. Central	59 43				
LAST 12 Division I GAMES:												
215	N Md.-East. Shore	28 51	266	A N.C. A&T	45 69							
215	A Md.-East. Shore	42 47	341	A N.C. Central	38 50							
266	H N.C. A&T	74 88	278	H Longwood	53 41							
341	H N.C. Central	59 43	280	A South Carolina St.	48 55							
306	H Bethune-Cookman	43 47	53	H Howard	51 64							
144	H Florida A&M	45 58	280	H South Carolina St.	76 65							

Non-Div I Games: Paine 55 38 Columbia (SC) 68 35 Talladega 74 58

Savannah St.

S
e
a
t
t
l
e

Seattle				Through Games Of Sunday, March 11, 2012						
Average RPI Win:	232	WON-LOST	WINNING	LAST 12	STRENGTH OF	OPP. STRENGTH	TEAM	ADJ.	CONF.	ADJ CONF.
Average RPI Loss:	108	RECORD	PCT. RANK	GAMES	SCHEDULE	OF SCHEDULE	RPI	RPI	RPI	RPI
DIV. I ONLY		18- 11	99	8- 4	203	144	152	152	27	27
DIV. I NON-CONF.		17- 10	106	7- 3	155	198	123	123	25	25
<hr/>										
TOTALS	RPI 1-25	RPI 26-50		W-L RECORDS		RPI 51-100		RPI 101-150		RPI 150+
18- 11	0- 1	1- 1		OVERALL		0- 5		0- 2		17- 2
12- 5	0- 0	1- 1		HOME		0- 2		0- 1		11- 1
6- 6	0- 1	0- 0		AWAY		0- 3		0- 1		6- 1
0- 0	0- 0	0- 0		NEUTRAL		0- 0		0- 0		0- 0
<hr/>										
17- 10	0- 1	1- 1		NON-CONFERENCE		0- 5		0- 2		16- 1
11- 5	0- 0	1- 1		HOME		0- 2		0- 1		10- 1
6- 5	0- 1	0- 0		AWAY		0- 3		0- 1		6- 0
0- 0	0- 0	0- 0		NEUTRAL		0- 0		0- 0		0- 0
<hr/>										
1- 1	0- 0	0- 0		CONFERENCE		0- 0		0- 0		1- 1
1- 0	0- 0	0- 0		HOME		0- 0		0- 0		1- 0
0- 1	0- 0	0- 0		AWAY		0- 0		0- 0		0- 1
0- 0	0- 0	0- 0		NEUTRAL		0- 0		0- 0		0- 0

S
e
a
t
t
l
e

RPI 1-25				RPI 26-50				RPI 51-100				RPI 101+ Team's RPI: 152			
RPI	S	Opponent	Score	RPI	S	Opponent	Score	RPI	S	Opponent	Score	RPI	S	Opponent	Score
2	A	Stanford	52 76	36	H	BYU	55 69	51	H	St. Mary's (CA)	70 71	125	A	Pacific	79 81
				49	H	Eastern Mich.	75 72	64	A	Fresno St.	61 71	146	H	UC Davis	62 66
								76	H	San Diego	65 82	157	H	Saint Francis (PA)	74 70
								92	A	Washington	53 72	167	H	UC Santa Barbara	60 55
								94	A	UALR	63 72	181	H	Santa Clara	80 62
												183	H	Portland	69 55
												185	H	Colorado St.	61 43
												192	A	Portland St.	90 79
												221	H	Akron	74 85
												228	A	UC Irvine	86 58
												237	H	Long Beach St.	78 49
												245	A	Boise St.	89 80
												252	A	Milwaukee	63 56
												260	A	Idaho	80 72
												279	A	CSU Bakersfield	87 89
												279	H	CSU Bakersfield	86 65
												282	H	San Francisco	74 56
												296	H	Utah Valley	70 41
												310	H	UC Riverside	64 42
												334	A	Chicago St.	81 45
												334	H	Chicago St.	80 38
LAST 12 Division I GAMES:															
279	A	CSU Bakersfield	87 89	192	A	Portland St.	90 79								
279	H	CSU Bakersfield	86 65	252	A	Milwaukee	63 56								
2	A	Stanford	52 76	36	H	BYU	55 69								
310	H	UC Riverside	64 42	228	A	UC Irvine	86 58								
334	A	Chicago St.	81 45	125	A	Pacific	79 81								
296	H	Utah Valley	70 41	334	H	Chicago St.	80 38								

Non-Div I Games:

Seattle

Average RPI Win:	182	WON-LOST	WINNING	LAST 12	STRENGTH OF	OPP. STRENGTH	TEAM	ADJ.	CONF.	ADJ CONF.
Average RPI Loss:	70	RECORD	PCT. RANK	GAMES	SCHEDULE	OF SCHEDULE	RPI	RPI	RPI	RPI
DIV. I ONLY	8- 23	297	1- 11	39	42	178	178	3	3	
DIV. I NON-CONF.	7- 7	160	0- 0	74	137	140	140	2	2	
TOTALS	RPI 1-25	RPI 26-50	W-L RECORDS	RPI 51-100	RPI 101-150	RPI 150+				
8- 23	0- 6	0- 5	OVERALL	2- 7	0- 3	6- 2				
3- 12	0- 5	0- 1	HOME	2- 4	0- 1	1- 1				
3- 9	0- 1	0- 2	AWAY	0- 3	0- 2	3- 0				
2- 2	0- 0	0- 1	NEUTRAL	0- 0	0- 0	2- 1				
7- 7	0- 0	0- 1	NON-CONFERENCE	2- 4	0- 0	5- 2				
3- 4	0- 0	0- 1	HOME	2- 2	0- 0	1- 1				
2- 2	0- 0	0- 0	AWAY	0- 2	0- 0	2- 0				
2- 1	0- 0	0- 0	NEUTRAL	0- 0	0- 0	2- 1				
1- 16	0- 6	0- 4	CONFERENCE	0- 3	0- 3	1- 0				
0- 8	0- 5	0- 0	HOME	0- 2	0- 1	0- 0				
1- 7	0- 1	0- 3	AWAY	0- 1	0- 2	1- 0				
0- 1	0- 0	0- 1	NEUTRAL	0- 0	0- 0	0- 0				

RPI 1-25				RPI 26-50				RPI 51-100				RPI 101+				Team's RPI: 178	
RPI	S	Opponent	Score	RPI	S	Opponent	Score	RPI	S	Opponent	Score	RPI	S	Opponent	Score		
3	H	Notre Dame	36 74	30	A	Georgetown	51 56	53	H	Howard	44 63	107	H	Cincinnati	48 54		
4	H	Connecticut	37 70	39	A	West Virginia	63 79	57	H	Fla. Gulf Coast	57 51	126	A	Marquette	60 69		
11	H	St. John's (NY)	25 55	40	A	Villanova	53 62	66	H	Drexel	77 64	127	A	Providence	47 62		
13	A	Rutgers	39 62	40	N	Villanova	60 61	68	A	Hofstra	74 94	171	N	Louisiana Tech	72 69		
20	H	DePaul	59 71	45	H	Michigan	47 51	80	A	Memphis	73 82	175	N	Alabama	56 62		
23	H	Louisville	53 63					88	H	Wake Forest	44 60	180	N	Old Dominion	60 49		
								91	A	South Fla.	45 57	188	A	New Hampshire	61 38		
								91	H	South Fla.	49 68	199	A	Pittsburgh	63 39		
								98	H	Syracuse	66 70	227	H	William & Mary	54 61		
												268	A	Army	53 50		
												328	H	Stony Brook	65 30		
LAST 12 Division I GAMES:																	
				40	N	Villanova	60 61	30	A	Georgetown	51 56						
				23	H	Louisville	53 63	11	H	St. John's (NY)	25 55						
				199	A	Pittsburgh	63 39	40	A	Villanova	53 62						
				13	A	Rutgers	39 62	20	H	DePaul	59 71						
				107	H	Cincinnati	48 54	91	A	South Fla.	45 57						
				127	A	Providence	47 62	98	H	Syracuse	66 70						

Non-Div I Games:

Seton Hall

■ Loss,
 ■ Non-Conf,
 ■ S Site,
 ■ H Home
 ■ A Away
 N Neutral

Average RPI Win: 264	WON-LOST	WINNING	LAST 12	STRENGTH OF	OPP. STRENGTH	TEAM	ADJ.	CONF.	ADJ CONF.
Average RPI Loss: 157	RECORD	PCT. RANK	GAMES	SCHEDULE	OF SCHEDULE	RPI	RPI	RPI	RPI
DIV. I ONLY	12- 17	220	7- 5	235	269	242	242	22	22
DIV. I NON-CONF.	2- 7	289	0- 0	291	292	318	318	21	21
TOTALS	RPI 1-25	RPI 26-50	W-L RECORDS	RPI 51-100	RPI 101-150	RPI 150+			
12- 17	0- 0	0- 2	OVERALL	0- 5	0- 0	12- 10			
7- 7	0- 0	0- 1	HOME	0- 3	0- 0	7- 3			
4- 9	0- 0	0- 1	AWAY	0- 1	0- 0	4- 7			
1- 1	0- 0	0- 0	NEUTRAL	0- 1	0- 0	1- 0			
2- 7	0- 0	0- 0	NON-CONFERENCE	0- 2	0- 0	2- 5			
1- 4	0- 0	0- 0	HOME	0- 2	0- 0	1- 2			
1- 3	0- 0	0- 0	AWAY	0- 0	0- 0	1- 3			
0- 0	0- 0	0- 0	NEUTRAL	0- 0	0- 0	0- 0			
10- 10	0- 0	0- 2	CONFERENCE	0- 3	0- 0	10- 5			
6- 3	0- 0	0- 1	HOME	0- 1	0- 0	6- 1			
3- 6	0- 0	0- 1	AWAY	0- 1	0- 0	3- 4			
1- 1	0- 0	0- 0	NEUTRAL	0- 1	0- 0	1- 0			

RPI 1-25				RPI 26-50				RPI 51-100				RPI 101+				Team's RPI: 242	
RPI	S	Opponent	Score	RPI	S	Opponent	Score	RPI	S	Opponent	Score	RPI	S	Opponent	Score		
				43	A	Marist	51 75	60	H	Sacred Heart	45 62	184	A	Navy	50 61		
				43	H	Marist	45 56	79	H	Albany (NY)	48 72	193	A	Loyola Maryland	45 55		
								95	A	Fairfield	48 52	193	H	Loyola Maryland	54 67		
								95	H	Fairfield	49 68	194	A	Manhattan	53 56		
								95	N	Fairfield	48 63	194	H	Manhattan	61 56		
												194	N	Manhattan	34 33		
												216	A	Central Conn. St.	47 51		
												217	A	Niagara	66 87		
												217	H	Niagara	62 49		
												220	H	Binghamton	70 80		
												229	A	Iona	71 87		
												229	H	Iona	83 59		
												246	A	Canisius	69 57		
												246	H	Canisius	67 61		
												255	H	Massachusetts	53 58		
												266	A	N.C. A&T	53 67		
												288	A	Rider	67 56		
												288	H	Rider	61 42		
												314	A	Maine	78 51		
												315	H	Rhode Island	73 65		
												317	A	Saint Peter's	61 59		
												317	H	Saint Peter's	62 50		
LAST 12 Division I GAMES:																	
				95	N	Fairfield	48 63	43	A	Marist	51 75						
				194	N	Manhattan	34 33	317	A	Saint Peter's	61 59						
				246	A	Canisius	69 57	229	H	Iona	83 59						
				217	A	Niagara	66 87	194	A	Manhattan	53 56						
				288	H	Rider	61 42	43	H	Marist	45 56						
				194	H	Manhattan	61 56	317	H	Saint Peter's	62 50						

Non-Div I Games:

Siena

■ Loss,
 ■ Non-Conf,
 ■ S Site,
 ■ Home
 ■ A Away
 N Neutral

Average RPI Win:	240	WON-LOST	WINNING	LAST 12	STRENGTH OF	OPP. STRENGTH	TEAM	ADJ.	CONF.	ADJ CONF.
Average RPI Loss:	148	RECORD	PCT. RANK	GAMES	SCHEDULE	OF SCHEDULE	RPI	RPI	RPI	RPI
DIV. I ONLY	15- 13	147	6- 6	299	151	176	176	18	18	
DIV. I NON-CONF.	5- 5	160	0- 0	325	188	215	215	16	16	
TOTALS	RPI 1-25	RPI 26-50	W-L RECORDS	RPI 51-100	RPI 101-150	RPI 150+				
15- 13	0- 0	0- 2	OVERALL	0- 2	2- 3	13- 6				
9- 2	0- 0	0- 1	HOME	0- 0	1- 1	8- 0				
4- 10	0- 0	0- 1	AWAY	0- 1	0- 2	4- 6				
2- 1	0- 0	0- 0	NEUTRAL	0- 1	1- 0	1- 0				
5- 5	0- 0	0- 0	NON-CONFERENCE	0- 0	1- 1	4- 4				
3- 0	0- 0	0- 0	HOME	0- 0	0- 0	3- 0				
1- 5	0- 0	0- 0	AWAY	0- 0	0- 1	1- 4				
1- 0	0- 0	0- 0	NEUTRAL	0- 0	1- 0	0- 0				
10- 8	0- 0	0- 2	CONFERENCE	0- 2	1- 2	9- 2				
6- 2	0- 0	0- 1	HOME	0- 0	1- 1	5- 0				
3- 5	0- 0	0- 1	AWAY	0- 1	0- 1	3- 2				
1- 1	0- 0	0- 0	NEUTRAL	0- 1	0- 0	1- 0				

RPI S	Opponent	Score	RPI S	Opponent	Score	RPI S	Opponent	Score	RPI S	Opponent	Score	Team's RPI: 176
37	A Middle Tenn.	39 60	37	H Middle Tenn.	53 60	94	A UALR	43 55	109	N Utah	61 53	
									128	H Denver	57 51	
									133	A FIU	55 58	
									133	H FIU	48 50	
									135	A Mississippi St.	47 63	
									158	A Sam Houston St.	50 53	
									163	A Fla. Atlantic	40 41	
									163	H Fla. Atlantic	66 57	
									190	A Ole Miss	45 54	
									195	A Southern Miss.	62 67	
									208	H North Texas	69 60	
									212	H UCF	89 76	
									230	H Arkansas St.	68 39	
									230	N Arkansas St.	62 38	
									233	A Western Ky.	56 52	
									233	H Western Ky.	70 33	
									238	H Southern U.	57 44	
									248	A La.-Monroe	52 55	
									301	A UTSA	54 42	
									304	A La.-Lafayette	72 68	
									305	A Tennessee St.	69 74	
									329	H Northwestern St.	64 51	
									338	A Troy	53 46	
									338	H Troy	63 26	
LAST 12 Division I GAMES:												
			94	N UALR	54 60	230	H Arkansas St.	68 39				
			230	N Arkansas St.	62 38	233	A Western Ky.	56 52				
			133	A FIU	55 58	163	H Fla. Atlantic	66 57				
			163	A Fla. Atlantic	40 41	338	H Troy	63 26				
			233	H Western Ky.	70 33	94	A UALR	43 55				
			248	A La.-Monroe	52 55	37	H Middle Tenn.	53 60				

Non-Div I Games: Talladega 57 52 Spring Hill 97 46

South Ala.

■ Loss,
■ Non-Conf,
■ S Site,
■ Home
■ A Away
N Neutral

South Carolina

Through Games Of Sunday, March 11, 2012

Average RPI Win:	143	WON-LOST	WINNING	LAST 12	STRENGTH OF	OPP. STRENGTH	TEAM	ADJ.	CONF.	ADJ CONF.
Average RPI Loss:	36	RECORD	PCT. RANK	GAMES	SCHEDULE	OF SCHEDULE	RPI	RPI	RPI	RPI
DIV. I ONLY	23- 9	55	8- 4	46	30	32	32	2	2	
DIV. I NON-CONF.	11- 2	24	0- 0	241	123	76	76	3	3	
TOTALS	RPI 1-25	RPI 26-50	W-L RECORDS	RPI 51-100	RPI 101-150	RPI 150+				
23- 9	2- 6	5- 1	OVERALL	2- 1	2- 1	12- 0				
12- 3	0- 3	3- 0	HOME	0- 0	1- 0	8- 0				
8- 5	1- 2	2- 1	AWAY	1- 1	1- 1	3- 0				
3- 1	1- 1	0- 0	NEUTRAL	1- 0	0- 0	1- 0				
11- 2	0- 1	0- 0	NON-CONFERENCE	2- 1	1- 0	8- 0				
6- 1	0- 1	0- 0	HOME	0- 0	0- 0	6- 0				
4- 1	0- 0	0- 0	AWAY	1- 1	1- 0	2- 0				
1- 0	0- 0	0- 0	NEUTRAL	1- 0	0- 0	0- 0				
12- 7	2- 5	5- 1	CONFERENCE	0- 0	1- 1	4- 0				
6- 2	0- 2	3- 0	HOME	0- 0	1- 0	2- 0				
4- 4	1- 2	2- 1	AWAY	0- 0	0- 1	1- 0				
2- 1	1- 1	0- 0	NEUTRAL	0- 0	0- 0	1- 0				

RPI	S	Opponent	Score	RPI	S	Opponent	Score	Team's RPI: 32	RPI	S	Opponent	Score	RPI	S	Opponent	Score
5	A	Tennessee	64 60	28	A	Vanderbilt	65 60		66	A	Drexel	62 58	115	A	Illinois	71 52
5	N	Tennessee	58 74	28	H	Vanderbilt	65 55		86	A	North Carolina St.	53 55	117	A	Auburn	49 53
9	A	Kentucky	50 53	33	A	Arkansas	47 68		89	N	North Carolina	79 48	135	H	Mississippi St.	69 43
9	H	Kentucky	58 66	33	H	Arkansas	53 47						175	A	Alabama	69 55
18	A	LSU	48 58	41	A	Florida	49 44						175	H	Alabama	68 42
19	H	Penn St.	50 55	41	H	Florida	62 58						175	N	Alabama	57 38
25	H	Georgia	59 61										190	H	Ole Miss	61 43
25	N	Georgia	59 55										198	H	Alabama A&M	60 53
													202	H	Furman	72 33
													203	A	Xavier	67 56
													241	H	Presbyterian	52 24
													247	A	Clemson	65 48
													262	H	Col. of Charleston	59 40
													280	H	South Carolina St.	66 21
													324	H	Savannah St.	65 39
LAST 12 Division I GAMES:																
		5 N Tennessee	58 74			25 H Georgia	59 61									
		25 N Georgia	59 55			41 H Florida	62 58									
		175 N Alabama	57 38			33 A Arkansas	47 68									
		33 H Arkansas	53 47			5 A Tennessee	64 60									
		9 A Kentucky	50 53			135 H Mississippi St.	69 43									
		175 A Alabama	69 55			190 H Ole Miss	61 43									

Non-Div I Games:

South Carolina

Loss, Non-Conf, S Site, H Home A Away N Neutral

Average RPI Win:	298	WON-LOST	WINNING	LAST 12	STRENGTH OF	OPP. STRENGTH	TEAM	ADJ.	CONF.	ADJ CONF.
Average RPI Loss:	176	RECORD	PCT. RANK	GAMES	SCHEDULE	OF SCHEDULE	RPI	RPI	RPI	RPI
DIV. I ONLY	11- 16	226	5- 7	326	317	280	280	28	28	
DIV. I NON-CONF.	3- 6	239	0- 0	266	240	276	276	26	26	
TOTALS	RPI 1-25	RPI 26-50	W-L RECORDS	RPI 51-100	RPI 101-150	RPI 150+				
11- 16	0- 1	0- 1	OVERALL	0- 3	0- 3	11- 8				
5- 6	0- 0	0- 0	HOME	0- 1	0- 2	5- 3				
4- 9	0- 1	0- 1	AWAY	0- 1	0- 1	4- 5				
2- 1	0- 0	0- 0	NEUTRAL	0- 1	0- 0	2- 0				
3- 6	0- 1	0- 1	NON-CONFERENCE	0- 0	0- 0	3- 4				
2- 1	0- 0	0- 0	HOME	0- 0	0- 0	2- 1				
0- 5	0- 1	0- 1	AWAY	0- 0	0- 0	0- 3				
1- 0	0- 0	0- 0	NEUTRAL	0- 0	0- 0	1- 0				
8- 10	0- 0	0- 0	CONFERENCE	0- 3	0- 3	8- 4				
3- 5	0- 0	0- 0	HOME	0- 1	0- 2	3- 2				
4- 4	0- 0	0- 0	AWAY	0- 1	0- 1	4- 2				
1- 1	0- 0	0- 0	NEUTRAL	0- 1	0- 0	1- 0				

RPI 1-25				RPI 26-50				RPI 51-100				RPI 101+ Team's RPI: 280			
RPI	S	Opponent	Score	RPI	S	Opponent	Score	RPI	S	Opponent	Score	RPI	S	Opponent	Score
25	A	Georgia	48 85	32	A	South Carolina	21 66	53	H	Howard	46 69	131	H	Coppin St.	39 57
								53	N	Howard	42 57	144	A	Florida A&M	62 79
								62	A	Hampton	41 73	144	H	Florida A&M	69 75
												182	A	Winthrop	59 67
												207	H	Charleston So.	68 65
												241	H	Presbyterian	50 53
												247	A	Clemson	38 83
												253	A	Norfolk St.	75 69
												266	A	N.C. A&T	71 68
												266	H	N.C. A&T	61 101
												281	A	Jacksonville	67 68
												293	N	Coastal Caro.	61 59
												298	H	Morgan St.	84 71
												306	A	Bethune-Cookman	71 60
												306	H	Bethune-Cookman	65 69
												318	A	Delaware St.	53 55
												318	N	Delaware St.	72 66
												324	A	Savannah St.	65 76
												324	H	Savannah St.	55 48
												332	H	UNC Asheville	92 82
												341	A	N.C. Central	78 52
												341	H	N.C. Central	68 57
LAST 12 Division I GAMES:															
				53	N	Howard	42 57	306	H	Bethune-Cookman	65 69				
				318	N	Delaware St.	72 66	341	A	N.C. Central	78 52				
				318	A	Delaware St.	53 55	266	A	N.C. A&T	71 68				
				341	H	N.C. Central	68 57	324	H	Savannah St.	55 48				
				266	H	N.C. A&T	61 101	53	H	Howard	46 69				
				144	H	Florida A&M	69 75	324	A	Savannah St.	65 76				

Non-Div I Games: Claflin 76 59 Southern Wesleyan 78 56

South Carolina St.

■ Loss,
 ■ Non-Conf, S Site,
 ■ Home
 ■ Away
 N Neutral

Average RPI Win:	208	WON-LOST	WINNING	LAST 12	STRENGTH OF	OPP. STRENGTH	TEAM	ADJ.	CONF.	ADJ CONF.
Average RPI Loss:	180	RECORD	PCT. RANK	GAMES	SCHEDULE	OF SCHEDULE	RPI	RPI	RPI	RPI
DIV. I ONLY	19- 7	50	10- 1	222	236	87	87	19	19	
DIV. I NON-CONF.	7- 1	19	1- 0	64	313	19	19	11	11	
TOTALS	RPI 1-25	RPI 26-50	W-L RECORDS	RPI 51-100	RPI 101-150	RPI 150+				
19- 7	0- 0	0- 0	OVERALL	3- 1	3- 2	13- 4				
12- 1	0- 0	0- 0	HOME	1- 0	2- 1	9- 0				
7- 6	0- 0	0- 0	AWAY	2- 1	1- 1	4- 4				
0- 0	0- 0	0- 0	NEUTRAL	0- 0	0- 0	0- 0				
7- 1	0- 0	0- 0	NON-CONFERENCE	2- 0	1- 0	4- 1				
4- 0	0- 0	0- 0	HOME	0- 0	1- 0	3- 0				
3- 1	0- 0	0- 0	AWAY	2- 0	0- 0	1- 1				
0- 0	0- 0	0- 0	NEUTRAL	0- 0	0- 0	0- 0				
12- 6	0- 0	0- 0	CONFERENCE	1- 1	2- 2	9- 3				
8- 1	0- 0	0- 0	HOME	1- 0	1- 1	6- 0				
4- 5	0- 0	0- 0	AWAY	0- 1	1- 1	3- 3				
0- 0	0- 0	0- 0	NEUTRAL	0- 0	0- 0	0- 0				

RPI 1-25			RPI 26-50			RPI 51-100			Team's RPI: 87	RPI 101+		
RPI	S	Opponent	Score	RPI	S	Opponent	Score	RPI	S	Opponent	Score	
						55	A South Dakota St.	51	59	110	H Northern Colo.	73 48
						55	H South Dakota St.	59	53	116	A Oral Roberts	60 57
						67	A Idaho St.	66	54	116	H Oral Roberts	53 66
						70	A Creighton	56	53	150	A UMKC	49 61
										150	H UMKC	60 54
										151	A UNI	43 53
										165	H SIU Edwardsville	64 61
										236	A Western Ill.	62 47
										236	H Western Ill.	78 57
										240	A Oakland	58 51
										240	H Oakland	49 38
										251	A North Dakota St.	50 64
										251	H North Dakota St.	53 40
										254	A IUPUI	42 52
										254	H IUPUI	73 65
										265	H Cornell	79 56
										284	A IPFW	63 65
										284	H IPFW	70 56
										295	H Northern Ariz.	73 56
										296	A Utah Valley	63 54
										309	A Southern Utah	68 40
										309	H Southern Utah	81 69
LAST 12 Division I GAMES:												
						165	H SIU Edwardsville	64	61	251	H North Dakota St.	53 40
						284	H IPFW	70	56	150	H UMKC	60 54
						240	H Oakland	49	38	116	A Oral Roberts	60 57
						236	A Western Ill.	62	47	309	A Southern Utah	68 40
						254	A IUPUI	42	52	254	H IUPUI	73 65
						55	H South Dakota St.	59	53	236	H Western Ill.	78 57

Non-Div I Games: Viterbo 82 34 Tabor 94 16 Neb. Omaha 58 38

South Dakota

Average RPI Win:	208	WON-LOST	WINNING	LAST 12	STRENGTH OF	OPP. STRENGTH	TEAM	ADJ.	CONF.	ADJ CONF.
Average RPI Loss:	71	RECORD	PCT. RANK	GAMES	SCHEDULE	OF SCHEDULE	RPI	RPI	RPI	RPI
DIV. I ONLY	23- 8	40	11- 1	122	124	55	55	19	19	
DIV. I NON-CONF.	4- 6	212	0- 0	14	11	95	95	11	11	
TOTALS	RPI 1-25	RPI 26-50	W-L RECORDS	RPI 51-100	RPI 101-150	RPI 150+				
23- 8	0- 1	0- 3	OVERALL	3- 1	6- 3	14- 0				
12- 1	0- 1	0- 0	HOME	2- 0	4- 0	6- 0				
8- 5	0- 0	0- 2	AWAY	1- 1	1- 2	6- 0				
3- 2	0- 0	0- 1	NEUTRAL	0- 0	1- 1	2- 0				
4- 6	0- 1	0- 3	NON-CONFERENCE	2- 0	2- 2	0- 0				
3- 1	0- 1	0- 0	HOME	1- 0	2- 0	0- 0				
1- 3	0- 0	0- 2	AWAY	1- 0	0- 1	0- 0				
0- 2	0- 0	0- 1	NEUTRAL	0- 0	0- 1	0- 0				
19- 2	0- 0	0- 0	CONFERENCE	1- 1	4- 1	14- 0				
9- 0	0- 0	0- 0	HOME	1- 0	2- 0	6- 0				
7- 2	0- 0	0- 0	AWAY	0- 1	1- 1	6- 0				
3- 0	0- 0	0- 0	NEUTRAL	0- 0	1- 0	2- 0				

RPI 1-25				RPI 26-50				RPI 51-100				Team's RPI: 55		RPI 101+			
RPI	S	Opponent	Score	RPI	S	Opponent	Score	RPI	S	Opponent	Score			RPI	S	Opponent	Score
17	H	Kansas St.	46 63	31	A	Nebraska	71 80	87	A	South Dakota	53 59			106	H	Washington St.	63 58
				37	A	Middle Tenn.	49 59	87	H	South Dakota	59 51			107	N	Cincinnati	22 55
				43	N	Marist	49 57	94	A	UALR	60 49			116	A	Oral Roberts	65 71
								94	H	UALR	64 55			116	H	Oral Roberts	70 51
														126	A	Marquette	51 59
														148	H	Utah St.	84 73
														150	A	UMKC	79 73
														150	H	UMKC	75 62
														150	N	UMKC	78 77
														236	A	Western Ill.	82 56
														236	H	Western Ill.	101 61
														240	A	Oakland	61 51
														240	H	Oakland	62 52
														251	A	North Dakota St.	88 52
														251	H	North Dakota St.	88 43
														254	A	IUPUI	74 63
														254	H	IUPUI	66 52
														254	N	IUPUI	79 54
														284	A	IPFW	76 66
														284	H	IPFW	81 58
														284	N	IPFW	80 59
														309	A	Southern Utah	66 50
														309	H	Southern Utah	65 43
LAST 12 Division I GAMES:																	
				150	N	UMKC	78 77					87	A	South Dakota	53 59		
				254	N	IUPUI	79 54					150	A	UMKC	79 73		
				284	N	IPFW	80 59					116	H	Oral Roberts	70 51		
				236	H	Western Ill.	101 61					309	H	Southern Utah	65 43		
				254	H	IUPUI	66 52					240	A	Oakland	61 51		
				251	H	North Dakota St.	88 43					284	A	IPFW	76 66		

Non-Div I Games: St. Cloud St. 74 35

South Dakota St.

■ Loss,
 ■ Non-Conf,
 ■ S Site,
 ■ Home
 ■ A Away
 N Neutral

Average RPI Win: 174		WON-LOST	WINNING	LAST 12	STRENGTH OF	OPP. STRENGTH	TEAM	ADJ.	CONF.	ADJ CONF.
Average RPI Loss: 40		RECORD	PCT. RANK	GAMES	SCHEDULE	OF SCHEDULE	RPI	RPI	RPI	RPI
DIV. I ONLY		17- 15	153	6- 6	61	27	91	91	3	3
DIV. I NON-CONF.		8- 6	128	0- 0	111	109	118	118	2	2
TOTALS	RPI 1-25	RPI 26-50		W-L RECORDS		RPI 51-100	RPI 101-150	RPI 150+		
17- 15	1- 7	1- 4		OVERALL		0- 2	6- 2	9- 0		
9- 3	1- 1	1- 2		HOME		0- 0	2- 0	5- 0		
5- 6	0- 3	0- 0		AWAY		0- 1	2- 1	3- 0		
3- 6	0- 2	0- 2		NEUTRAL		0- 1	2- 1	1- 0		
8- 6	0- 1	0- 2		NON-CONFERENCE		0- 1	3- 2	5- 0		
4- 0	0- 0	0- 0		HOME		0- 0	1- 0	3- 0		
2- 1	0- 0	0- 0		AWAY		0- 0	0- 1	2- 0		
2- 5	0- 1	0- 2		NEUTRAL		0- 1	2- 1	0- 0		
9- 9	1- 6	1- 2		CONFERENCE		0- 1	3- 0	4- 0		
5- 3	1- 1	1- 2		HOME		0- 0	1- 0	2- 0		
3- 5	0- 4	0- 0		AWAY		0- 1	2- 0	1- 0		
1- 1	0- 1	0- 0		NEUTRAL		0- 0	0- 0	1- 0		

RPI 1-25				RPI 26-50				RPI 51-100				RPI 101+			
RPI	S	Opponent	Score	RPI	S	Opponent	Score	RPI	S	Opponent	Score	RPI	S	Opponent	Score
3	A	Notre Dame	68 80	30	H	Georgetown	56 66	67	N	Idaho St.	63 76	101	N	Florida St.	49 62
4	A	Connecticut	62 77	33	N	Arkansas	61 65	98	A	Syracuse	61 76	107	A	Cincinnati	58 55
11	A	St. John's (NY)	57 67	34	N	Dayton	63 73					117	A	Auburn	45 62
12	N	Miami (FL)	72 92	39	H	West Virginia	52 55					121	N	Minnesota	60 52
13	H	Rutgers	66 72	40	H	Villanova	54 39					124	H	Stetson	77 62
20	H	DePaul	66 63									126	A	Marquette	61 48
20	N	DePaul	62 76									127	H	Providence	64 56
23	A	Louisville	57 63									132	N	Central Mich.	86 80
												178	A	Seton Hall	68 49
												178	H	Seton Hall	57 45
												199	H	Pittsburgh	62 50
												199	N	Pittsburgh	60 59
												215	H	Md.-East. Shore	71 50
												274	H	North Florida	76 41
												302	A	Air Force	73 70
												306	H	Bethune-Cookman	72 36
												317	A	Saint Peter's	68 52
LAST 12 Division I GAMES:															
				20	N	DePaul	62 76	40	H	Villanova	54 39				
				199	N	Pittsburgh	60 59	11	A	St. John's (NY)	57 67				
				127	H	Providence	64 56	98	A	Syracuse	61 76				
				3	A	Notre Dame	68 80	39	H	West Virginia	52 55				
				199	H	Pittsburgh	62 50	4	A	Connecticut	62 77				
				126	A	Marquette	61 48	178	H	Seton Hall	57 45				

Non-Div I Games:

South Fla.

Loss, Non-Conf, S Site, H Home A Away N Neutral

Average RPI Win:	297	WON-LOST	WINNING	LAST 12	STRENGTH OF	OPP. STRENGTH	TEAM	ADJ.	CONF.	ADJ CONF.
Average RPI Loss:	184	RECORD	PCT. RANK	GAMES	SCHEDULE	OF SCHEDULE	RPI	RPI	RPI	RPI
DIV. I ONLY	6- 22	305	3- 9	280	307	323	323	31	31	
DIV. I NON-CONF.	2- 10	305	0- 0	235	150	308	308	32	32	
TOTALS	RPI 1-25	RPI 26-50	W-L RECORDS	RPI 51-100	RPI 101-150	RPI 150+				
6- 22	0- 0	0- 0	OVERALL	0- 2	0- 6	6- 14				
4- 6	0- 0	0- 0	HOME	0- 0	0- 2	4- 4				
1- 14	0- 0	0- 0	AWAY	0- 2	0- 2	1- 10				
1- 2	0- 0	0- 0	NEUTRAL	0- 0	0- 2	1- 0				
2- 10	0- 0	0- 0	NON-CONFERENCE	0- 2	0- 2	2- 6				
1- 1	0- 0	0- 0	HOME	0- 0	0- 0	1- 1				
0- 7	0- 0	0- 0	AWAY	0- 2	0- 0	0- 5				
1- 2	0- 0	0- 0	NEUTRAL	0- 0	0- 2	1- 0				
4- 12	0- 0	0- 0	CONFERENCE	0- 0	0- 4	4- 8				
3- 5	0- 0	0- 0	HOME	0- 0	0- 2	3- 3				
1- 7	0- 0	0- 0	AWAY	0- 0	0- 2	1- 5				
0- 0	0- 0	0- 0	NEUTRAL	0- 0	0- 0	0- 0				

RPI 1-25			RPI 26-50			RPI 51-100			RPI 101+ Team's RPI: 323		
RPI	S	Opponent	Score	RPI	S	Opponent	Score	RPI	S	Opponent	Score
						86 A North Carolina St.	29 66	104 N Samford		58 63	
						99 A UAB	41 64	105 A UT Martin		47 88	
								105 H UT Martin		44 77	
								120 A Eastern Ill.		48 74	
								120 H Eastern Ill.		46 73	
								132 N Central Mich.		59 100	
								151 A UNI		42 62	
								156 A Ill.-Chicago		54 69	
								160 A Wright St.		53 74	
								165 A SIU Edwardsville		48 63	
								165 H SIU Edwardsville		43 58	
								190 H Ole Miss		43 51	
								214 A Tennessee Tech		57 60	
								230 H Arkansas St.		56 52	
								231 A Saint Louis		45 54	
								273 A Eastern Ky.		37 52	
								278 N Longwood		56 52	
								290 A Austin Peay		84 88	
								290 H Austin Peay		69 60	
								291 A Western Mich.		34 67	
								294 A Murray St.		62 63	
								294 H Murray St.		75 80	
								297 H Morehead St.		57 61	
								305 H Tennessee St.		50 39	
								340 A Jacksonville St.		54 47	
								340 H Jacksonville St.		66 48	
LAST 12 Division I GAMES:											
290 A		Austin Peay	84 88	120 A		Eastern Ill.	48 74				
340 A		Jacksonville St.	54 47	290 H		Austin Peay	69 60				
105 H		UT Martin	44 77	105 A		UT Martin	47 88				
165 A		SIU Edwardsville	48 63	214 A		Tennessee Tech	57 60				
294 A		Murray St.	62 63	165 H		SIU Edwardsville	43 58				
305 H		Tennessee St.	50 39	120 H		Eastern Ill.	46 73				

Non-Div I Games: Lindenwood (MO) 66 56

Southeast Mo. St.

Average RPI Win:	258	WON-LOST	WINNING	LAST 12	STRENGTH OF	OPP. STRENGTH	TEAM	ADJ.	CONF.	ADJ CONF.
Average RPI Loss:	170	RECORD	PCT. RANK	GAMES	SCHEDULE	OF SCHEDULE	RPI	RPI	RPI	RPI
DIV. I ONLY	8- 18	273	7- 5	209	302	287	287	24	24	
DIV. I NON-CONF.	1- 8	321	0- 0	276	319	333	333	27	27	
TOTALS	RPI 1-25	RPI 26-50	W-L RECORDS	RPI 51-100	RPI 101-150	RPI 150+				
8- 18	0- 0	0- 0	OVERALL	1- 6	0- 2	7- 10				
6- 6	0- 0	0- 0	HOME	1- 1	0- 2	5- 3				
2- 11	0- 0	0- 0	AWAY	0- 4	0- 0	2- 7				
0- 1	0- 0	0- 0	NEUTRAL	0- 1	0- 0	0- 0				
1- 8	0- 0	0- 0	NON-CONFERENCE	0- 2	0- 1	1- 5				
1- 3	0- 0	0- 0	HOME	0- 0	0- 1	1- 2				
0- 5	0- 0	0- 0	AWAY	0- 2	0- 0	0- 3				
0- 0	0- 0	0- 0	NEUTRAL	0- 0	0- 0	0- 0				
7- 10	0- 0	0- 0	CONFERENCE	1- 4	0- 1	6- 5				
5- 3	0- 0	0- 0	HOME	1- 1	0- 1	4- 1				
2- 6	0- 0	0- 0	AWAY	0- 2	0- 0	2- 4				
0- 1	0- 0	0- 0	NEUTRAL	0- 1	0- 0	0- 0				

RPI S	Opponent	Score	RPI S	Opponent	Score	RPI S	Opponent	Score	RPI S	Opponent	Score	Team's RPI: 287
						54	A Texas	65 73	144	H Florida A&M	63 85	
						80	A Memphis	44 80	149	H Stephen F. Austin	61 69	
						82	A McNeese St.	53 68	158	A Sam Houston St.	46 67	
						82	H McNeese St.	36 60	172	A Lamar	69 61	
						82	N McNeese St.	55 67	172	H Lamar	69 71	
						90	A Central Ark.	54 71	175	A Alabama	56 69	
						90	H Central Ark.	58 53	190	A Ole Miss	52 72	
									209	A Nicholls St.	79 88	
									209	H Nicholls St.	73 72	
									211	A Texas St.	63 67	
									261	H Alcorn St.	54 62	
									301	H UTSA	64 63	
									304	A La.-Lafayette	54 63	
									304	H La.-Lafayette	57 69	
									313	H Texas-Arlington	71 41	
									319	H Jackson St.	76 49	
									321	A A&M-Corpus Christi	73 78	
									329	A Northwestern St.	79 70	
									329	H Northwestern St.	73 66	
LAST 12 Division I GAMES:												
						82	N McNeese St.	55 67	172	H Lamar	69 71	
						209	H Nicholls St.	73 72	329	A Northwestern St.	79 70	
						82	A McNeese St.	53 68	301	H UTSA	64 63	
						90	H Central Ark.	58 53	158	A Sam Houston St.	46 67	
						211	A Texas St.	63 67	172	A Lamar	69 61	
						313	H Texas-Arlington	71 41	329	H Northwestern St.	73 66	

Non-Div I Games: New Orleans 81 30 Centenary (LA) 83 54 Spring Hill 85 72 Mobile 54 45
Southeastern La.

Average RPI Win: 117	WON-LOST	WINNING	LAST 12	STRENGTH OF	OPP. STRENGTH	TEAM	ADJ.	CONF.	ADJ CONF.
Average RPI Loss: 67	RECORD	PCT. RANK	GAMES	SCHEDULE	OF SCHEDULE	RPI	RPI	RPI	RPI
DIV. I ONLY	18- 12	111	8- 4	17	19	38	38	4	4
DIV. I NON-CONF.	6- 5	139	1- 0	21	19	42	42	4	4
TOTALS	RPI 1-25	RPI 26-50	W-L RECORDS	RPI 51-100	RPI 101-150	RPI 150+			
18- 12	1- 5	2- 1	OVERALL	6- 2	4- 3	5- 1			
9- 4	0- 1	1- 0	HOME	3- 2	2- 1	3- 0			
8- 7	1- 3	1- 1	AWAY	3- 0	2- 2	1- 1			
1- 1	0- 1	0- 0	NEUTRAL	0- 0	0- 0	1- 0			
6- 5	1- 3	0- 1	NON-CONFERENCE	1- 0	1- 0	3- 1			
3- 0	0- 0	0- 0	HOME	1- 0	0- 0	2- 0			
2- 4	1- 2	0- 1	AWAY	0- 0	1- 0	0- 1			
1- 1	0- 1	0- 0	NEUTRAL	0- 0	0- 0	1- 0			
12- 7	0- 2	2- 0	CONFERENCE	5- 2	3- 3	2- 0			
6- 4	0- 1	1- 0	HOME	2- 2	2- 1	1- 0			
6- 3	0- 1	1- 0	AWAY	3- 0	1- 2	1- 0			
0- 0	0- 0	0- 0	NEUTRAL	0- 0	0- 0	0- 0			

RPI 1-25				RPI 26-50				RPI 51-100				RPI 101+			
RPI	S	Opponent	Score	RPI	S	Opponent	Score	RPI	S	Opponent	Score	RPI	S	Opponent	Score
2	A	Stanford	52 69	29	A	California	76 75	64	H	Fresno St.	65 57	106	A	Washington St.	65 54
2	H	Stanford	53 61	29	H	California	74 54	65	A	Arizona St.	60 48	106	H	Washington St.	67 62
3	N	Notre Dame	58 80	31	A	Nebraska	50 68	65	H	Arizona St.	59 53	106	H	Washington St.	55 69
8	A	Texas A&M	70 71					71	A	UCLA	47 43	109	A	Utah	55 63
21	A	Gonzaga	58 51					71	H	UCLA	66 54	114	A	Colorado	67 69
25	A	Georgia	60 67					83	H	Oregon St.	61 65	138	A	Pepperdine	75 71
								92	A	Washington	62 55	139	H	Oregon	92 73
								92	H	Washington	61 67	162	A	Arizona	72 67
												162	H	Arizona	78 62
												167	H	UC Santa Barbara	50 39
												230	A	Arkansas St.	56 58
												301	H	UTSA	74 56
												322	N	Gardner-Webb	82 41
LAST 12 Division I GAMES:															
106	H	Washington St.	55 69	29	A	California	76 75	2	A	Stanford	52 69				
106	A	Washington St.	65 54					92	H	Washington	61 67				
92	A	Washington	62 55					106	H	Washington St.	67 62				
65	H	Arizona St.	59 53					167	H	UC Santa Barbara	50 39				
162	H	Arizona	78 62					109	A	Utah	55 63				
71	H	UCLA	66 54												

Non-Div I Games:

Southern California

■ Loss,
 ■ Non-Conf,
 S Site,
 ■ Home
 ■ Away
 N Neutral

Average RPI Win:	251	WON-LOST	WINNING	LAST 12	STRENGTH OF	OPP. STRENGTH	TEAM	ADJ.	CONF.	ADJ CONF.
Average RPI Loss:	133	RECORD	PCT. RANK	GAMES	SCHEDULE	OF SCHEDULE	RPI	RPI	RPI	RPI
DIV. I ONLY	8- 22	287	4- 8	162	143	276	276	10	10	
DIV. I NON-CONF.	4- 7	229	1- 0	251	328	269	269	10	10	
TOTALS	RPI 1-25	RPI 26-50	W-L RECORDS	RPI 51-100	RPI 101-150	RPI 150+				
8- 22	0- 1	0- 0	OVERALL	1- 5	1- 9	6- 7				
6- 8	0- 0	0- 0	HOME	1- 2	1- 3	4- 3				
2- 13	0- 1	0- 0	AWAY	0- 3	0- 5	2- 4				
0- 1	0- 0	0- 0	NEUTRAL	0- 0	0- 1	0- 0				
4- 7	0- 1	0- 0	NON-CONFERENCE	0- 0	0- 1	4- 5				
3- 2	0- 0	0- 0	HOME	0- 0	0- 0	3- 2				
1- 5	0- 1	0- 0	AWAY	0- 0	0- 1	1- 3				
0- 0	0- 0	0- 0	NEUTRAL	0- 0	0- 0	0- 0				
4- 15	0- 0	0- 0	CONFERENCE	1- 5	1- 8	2- 2				
3- 6	0- 0	0- 0	HOME	1- 2	1- 3	1- 1				
1- 8	0- 0	0- 0	AWAY	0- 3	0- 4	1- 1				
0- 1	0- 0	0- 0	NEUTRAL	0- 0	0- 1	0- 0				

RPI 1-25				RPI 26-50				RPI 51-100				RPI 101+				Team's RPI: 276	
RPI	S	Opponent	Score	RPI	S	Opponent	Score	RPI	S	Opponent	Score	RPI	S	Opponent	Score		
20	A	DePaul	67 93					56	A	Missouri St.	61 81	105	A	UT Martin	70 91		
								56	H	Missouri St.	78 72	111	A	Wichita St.	46 74		
								70	A	Creighton	59 66	111	H	Wichita St.	68 78		
								70	H	Creighton	64 80	137	A	Drake	59 73		
								100	A	Illinois St.	51 75	137	H	Drake	63 59		
								100	H	Illinois St.	50 72	142	A	Indiana St.	66 72		
												142	H	Indiana St.	46 69		
												145	A	Bradley	50 66		
												145	H	Bradley	59 72		
												145	N	Bradley	67 85		
												151	A	UNI	51 73		
												151	H	UNI	66 70		
												160	A	Wright St.	59 61		
												165	H	SIU Edwardsville	60 70		
												201	A	Northern Ill.	50 53		
												218	H	Loyola Chicago	44 66		
												254	H	IUPUI	77 63		
												290	A	Austin Peay	70 76		
												294	H	Murray St.	74 57		
												305	A	Tennessee St.	89 68		
												312	A	Evansville	74 60		
												312	H	Evansville	72 46		
												334	H	Chicago St.	76 54		
LAST 12 Division I GAMES:																	
				145	N	Bradley	67 85					70	H	Creighton	64 80		
				100	H	Illinois St.	50 72					137	H	Drake	63 59		
				142	H	Indiana St.	46 69					145	A	Bradley	50 66		
				312	H	Evansville	72 46					151	A	UNI	51 73		
				56	A	Missouri St.	61 81					312	A	Evansville	74 60		
				111	A	Wichita St.	46 74					294	H	Murray St.	74 57		

Non-Div I Games:

Southern Ill.

Average RPI Win:	198	WON-LOST	WINNING	LAST 12	STRENGTH OF	OPP. STRENGTH	TEAM	ADJ.	CONF.	ADJ CONF.
Average RPI Loss:	142	RECORD	PCT. RANK	GAMES	SCHEDULE	OF SCHEDULE	RPI	RPI	RPI	RPI
DIV. I ONLY	12- 18	228	7- 5	91	187	195	195	11	11	
DIV. I NON-CONF.	5- 7	208	0- 0	114	315	223	223	12	12	
TOTALS	RPI 1-25	RPI 26-50	W-L RECORDS	RPI 51-100	RPI 101-150	RPI 150+				
12- 18	0- 1	0- 2	OVERALL	3- 3	0- 4	9- 8				
8- 7	0- 0	0- 1	HOME	2- 1	0- 3	6- 2				
2- 10	0- 1	0- 0	AWAY	1- 2	0- 1	1- 6				
2- 1	0- 0	0- 1	NEUTRAL	0- 0	0- 0	2- 0				
5- 7	0- 1	0- 0	NON-CONFERENCE	0- 1	0- 4	5- 1				
4- 3	0- 0	0- 0	HOME	0- 0	0- 3	4- 0				
0- 4	0- 1	0- 0	AWAY	0- 1	0- 1	0- 1				
1- 0	0- 0	0- 0	NEUTRAL	0- 0	0- 0	1- 0				
7- 11	0- 0	0- 2	CONFERENCE	3- 2	0- 0	4- 7				
4- 4	0- 0	0- 1	HOME	2- 1	0- 0	2- 2				
2- 6	0- 0	0- 0	AWAY	1- 1	0- 0	1- 5				
1- 1	0- 0	0- 1	NEUTRAL	0- 0	0- 0	1- 0				

RPI 1-25				RPI 26-50				RPI 51-100				RPI 101+ Team's RPI: 195			
RPI	S	Opponent	Score	RPI	S	Opponent	Score	RPI	S	Opponent	Score	RPI	S	Opponent	Score
9	A	Kentucky	71 88	44	H	UTEP	63 70	72	H	Tulane	56 51	105	H	UT Martin	69 88
				44	N	UTEP	79 92	80	A	Memphis	62 54	135	A	Mississippi St.	57 71
								80	H	Memphis	44 85	144	H	Florida A&M	68 77
								94	A	UALR	44 70	149	H	Stephen F. Austin	65 66
								99	A	UAB	59 65	166	A	Tulsa	57 68
								99	H	UAB	55 53	168	A	Montana	64 79
												174	A	Marshall	44 55
												174	H	Marshall	63 55
												176	H	South Ala.	67 62
												177	A	Rice	43 72
												179	A	SMU	74 67
												212	A	UCF	47 65
												212	H	UCF	60 74
												212	N	UCF	71 49
												222	A	East Carolina	57 70
												222	H	East Carolina	67 57
												248	H	La.-Monroe	77 74
												260	N	Idaho	63 62
												316	H	Houston	49 56
												319	H	Jackson St.	70 55
												340	H	Jacksonville St.	75 58
LAST 12 Division I GAMES:															
				44	N	UTEP	79 92	212	H	UCF	60 74				
				212	N	UCF	71 49	179	A	SMU	74 67				
				222	A	East Carolina	57 70	222	H	East Carolina	67 57				
				99	H	UAB	55 53	80	A	Memphis	62 54				
				174	H	Marshall	63 55	99	A	UAB	59 65				
				72	H	Tulane	56 51	44	H	UTEP	63 70				

Non-Div I Games: William Carey 62 46

Southern Miss.

■ Loss,
 ■ Non-Conf, S Site,
 ■ Home
 ■ Away
 N Neutral

Average RPI Win:	270	WON-LOST	WINNING	LAST 12	STRENGTH OF	OPP. STRENGTH	TEAM	ADJ.	CONF.	ADJ CONF.
Average RPI Loss:	190	RECORD	PCT. RANK	GAMES	SCHEDULE	OF SCHEDULE	RPI	RPI	RPI	RPI
DIV. I ONLY	12- 13	184	7- 5	314	337	238	238	32	32	
DIV. I NON-CONF.	0- 6	337	0- 0	97	168	313	313	31	31	
TOTALS	RPI 1-25	RPI 26-50	W-L RECORDS	RPI 51-100	RPI 101-150	RPI 150+				
12- 13	0- 0	0- 1	OVERALL	0- 2	0- 0	12- 10				
7- 3	0- 0	0- 0	HOME	0- 0	0- 0	7- 3				
5- 9	0- 0	0- 1	AWAY	0- 2	0- 0	5- 6				
0- 1	0- 0	0- 0	NEUTRAL	0- 0	0- 0	0- 1				
0- 6	0- 0	0- 1	NON-CONFERENCE	0- 2	0- 0	0- 3				
0- 1	0- 0	0- 0	HOME	0- 0	0- 0	0- 1				
0- 5	0- 0	0- 1	AWAY	0- 2	0- 0	0- 2				
0- 0	0- 0	0- 0	NEUTRAL	0- 0	0- 0	0- 0				
12- 7	0- 0	0- 0	CONFERENCE	0- 0	0- 0	12- 7				
7- 2	0- 0	0- 0	HOME	0- 0	0- 0	7- 2				
5- 4	0- 0	0- 0	AWAY	0- 0	0- 0	5- 4				
0- 1	0- 0	0- 0	NEUTRAL	0- 0	0- 0	0- 1				

RPI S	Opponent	Score	RPI S	Opponent	Score	RPI S	Opponent	Score	RPI S	Opponent	Score	Team's RPI: 238
26	A Ohio St.	49 83	72	A Tulane	59 66	153	A Mississippi Val.	61 78	153	H Mississippi Val.	63 59	
			92	A Washington	56 64	172	H Lamar	62 70	176	A South Ala.	44 57	
						198	A Alabama A&M	62 67	198	H Alabama A&M	51 32	
						206	A Grambling	59 60	206	H Grambling	72 67	
						225	A Prairie View	58 53	225	H Prairie View	53 73	
						261	A Alcorn St.	35 32	261	H Alcorn St.	67 62	
						261	H Alcorn St.	67 62	261	N Alcorn St.	44 54	
						270	A Alabama St.	39 52	270	H Alabama St.	71 51	
						304	A La.-Lafayette	49 60	319	A Jackson St.	65 60	
						319	A Jackson St.	42 49	334	A Texas Southern	49 39	
						334	H Texas Southern	64 59	337	A Ark.-Pine Bluff	81 62	
						337	H Ark.-Pine Bluff	62 48				
LAST 12 Division I GAMES:												
261	N Alcorn St.	44 54	153	H Mississippi Val.	63 59							
334	H Texas Southern	64 59	337	H Ark.-Pine Bluff	62 48							
225	H Prairie View	53 73	319	A Jackson St.	65 60							
261	A Alcorn St.	35 32	206	A Grambling	59 60							
270	A Alabama St.	39 52	261	H Alcorn St.	67 62							
198	A Alabama A&M	62 67	270	H Alabama St.	71 51							

Non-Div I Games: Dillard 66 47

Southern U.

Southern Utah

Through Games Of Sunday, March 11, 2012

Average RPI Win:	290	WON-LOST	WINNING	LAST 12	STRENGTH OF	OPP. STRENGTH	TEAM	ADJ.	CONF.	ADJ CONF.
Average RPI Loss:	162	RECORD	PCT. RANK	GAMES	SCHEDULE	OF SCHEDULE	RPI	RPI	RPI	RPI
DIV. I ONLY	5- 23	317	2- 10	184	244	309	309	19	19	
DIV. I NON-CONF.	3- 7	262	0- 0	109	316	197	197	11	11	
TOTALS	RPI 1-25	RPI 26-50	W-L RECORDS	RPI 51-100	RPI 101-150	RPI 150+				
5- 23	0- 0	0- 2	OVERALL	0- 5	0- 5	5- 11				
3- 8	0- 0	0- 0	HOME	0- 2	0- 2	3- 4				
2- 14	0- 0	0- 2	AWAY	0- 3	0- 3	2- 6				
0- 1	0- 0	0- 0	NEUTRAL	0- 0	0- 0	0- 1				
3- 7	0- 0	0- 2	NON-CONFERENCE	0- 1	0- 1	3- 3				
1- 1	0- 0	0- 0	HOME	0- 0	0- 0	1- 1				
2- 5	0- 0	0- 2	AWAY	0- 1	0- 1	2- 1				
0- 1	0- 0	0- 0	NEUTRAL	0- 0	0- 0	0- 1				
2- 16	0- 0	0- 0	CONFERENCE	0- 4	0- 4	2- 8				
2- 7	0- 0	0- 0	HOME	0- 2	0- 2	2- 3				
0- 9	0- 0	0- 0	AWAY	0- 2	0- 2	0- 5				
0- 0	0- 0	0- 0	NEUTRAL	0- 0	0- 0	0- 0				

RPI	S	Opponent	Score	RPI	S	Opponent	Score	RPI	S	Opponent	Score	RPI	S	Opponent	Score	Team's RPI: 309
26	A	Ohio St.	50 88	55	A	South Dakota St.	43 65	109	A	Utah	60 74					
36	A	BYU	49 82	55	H	South Dakota St.	50 66	116	A	Oral Roberts	59 109					
				83	A	Oregon St.	40 90	116	H	Oral Roberts	47 54					
				87	A	South Dakota	69 81	150	A	UMKC	61 81					
				87	H	South Dakota	40 68	150	H	UMKC	46 64					
								181	A	Santa Clara	78 79					
								189	N	North Dakota	61 62					
								236	A	Western Ill.	70 82					
								236	H	Western Ill.	70 76					
								240	A	Oakland	45 59					
								240	H	Oakland	60 64					
								251	A	North Dakota St.	56 74					
								251	H	North Dakota St.	68 80					
								254	A	IUPUI	49 56					
								254	H	IUPUI	58 48					
								284	A	IPFW	60 70					
								284	H	IPFW	80 68					
								289	H	San Jose St.	68 70					
								296	A	Utah Valley	60 59					
								296	H	Utah Valley	80 65					
								320	A	New Mexico St.	58 57					
LAST 12 Division I GAMES:																
116	H	Oral Roberts	47 54	55	A	South Dakota St.	43 65									
284	A	IPFW	60 70	150	H	UMKC	46 64									
240	A	Oakland	45 59	87	H	South Dakota	40 68									
236	H	Western Ill.	70 76	240	H	Oakland	60 64									
254	H	IUPUI	58 48	284	H	IPFW	80 68									
251	A	North Dakota St.	56 74	254	A	IUPUI	49 56									

Non-Div I Games: Westminster (UT) 59 57

Southern Utah

■ Loss,
 ■ Non-Conf,
 ■ S Site,
 ■ Home
 ■ A Away
 N Neutral

Average RPI Win:	163	WON-LOST	WINNING	LAST 12	STRENGTH OF	OPP. STRENGTH	TEAM	ADJ.	CONF.	ADJ CONF.
Average RPI Loss:	27	RECORD	PCT. RANK	GAMES	SCHEDULE	OF SCHEDULE	RPI	RPI	RPI	RPI
DIV. I ONLY	29- 3	7	11- 1	111	87	16	16	9	9	
DIV. I NON-CONF.	13- 2	20	0- 0	162	57	44	44	8	8	
TOTALS	RPI 1-25	RPI 26-50	W-L RECORDS	RPI 51-100	RPI 101-150	RPI 150+				
29- 3	1- 1	5- 2	OVERALL	5- 0	3- 0	15- 0				
13- 1	0- 1	2- 0	HOME	3- 0	0- 0	8- 0				
14- 0	1- 0	3- 0	AWAY	2- 0	2- 0	6- 0				
2- 2	0- 0	0- 2	NEUTRAL	0- 0	1- 0	1- 0				
13- 2	1- 1	2- 1	NON-CONFERENCE	1- 0	0- 0	9- 0				
6- 1	0- 1	1- 0	HOME	1- 0	0- 0	4- 0				
6- 0	1- 0	1- 0	AWAY	0- 0	0- 0	4- 0				
1- 1	0- 0	0- 1	NEUTRAL	0- 0	0- 0	1- 0				
16- 1	0- 0	3- 1	CONFERENCE	4- 0	3- 0	6- 0				
7- 0	0- 0	1- 0	HOME	2- 0	0- 0	4- 0				
8- 0	0- 0	2- 0	AWAY	2- 0	2- 0	2- 0				
1- 1	0- 0	0- 1	NEUTRAL	0- 0	1- 0	0- 0				

RPI	S	Opponent	Score	RPI	S	Opponent	Score	RPI	S	Opponent	Score	RPI	S	Opponent	Score
7	H	Delaware	49 61	34	A	Dayton	56 55	58	A	Saint Joseph's	78 52	134	A	Charlotte	68 63
11	A	St. John's (NY)	64 58	34	N	Dayton	53 56	58	H	Saint Joseph's	68 61	141	A	La Salle	75 57
				39	A	West Virginia	56 48	60	H	Sacred Heart	67 63	141	N	La Salle	68 53
				40	N	Villanova	44 55	81	A	Duquesne	58 53	200	H	Fordham	52 45
				43	H	Marist	67 56	81	H	Duquesne	61 53	203	H	Xavier	66 48
				46	A	Temple	74 65					217	H	Niagara	63 49
				47	H	Richmond	75 59					219	H	Indiana	65 45
												220	A	Binghamton	49 34
												231	H	Saint Louis	64 52
												235	H	Buffalo	76 45
												243	H	George Washington	80 69
												246	A	Canisius	74 58
												253	N	Norfolk St.	58 44
												255	A	Massachusetts	69 54
												298	H	Morgan St.	79 55
												299	A	Kent St.	60 51
												307	A	Colgate	68 49
												315	A	Rhode Island	58 32
LAST 12 Division I GAMES:															
				34	N	Dayton	53 56	34	A	Dayton	56 55				
				58	A	Saint Joseph's	78 52	255	A	Massachusetts	69 54				
				141	N	La Salle	68 53	243	H	George Washington	80 69				
				315	A	Rhode Island	58 32	81	A	Duquesne	58 53				
				200	H	Fordham	52 45	141	A	La Salle	75 57				
				203	H	Xavier	66 48	58	H	Saint Joseph's	68 61				

Non-Div I Games:

St. Bonaventure

Average RPI Win:	264	WON-LOST	WINNING	LAST 12	STRENGTH OF	OPP. STRENGTH	TEAM	ADJ.	CONF.	ADJ CONF.
Average RPI Loss:	180	RECORD	PCT. RANK	GAMES	SCHEDULE	OF SCHEDULE	RPI	RPI	RPI	RPI
DIV. I ONLY	4- 25	328	3- 9	229	270	327	327	15	15	
DIV. I NON-CONF.	1- 10	328	0- 0	300	335	340	340	22	22	
TOTALS	RPI 1-25	RPI 26-50	W-L RECORDS	RPI 51-100	RPI 101-150	RPI 150+				
4- 25	0- 0	0- 0	OVERALL	0- 6	1- 5	3- 14				
2- 12	0- 0	0- 0	HOME	0- 3	0- 2	2- 7				
2- 13	0- 0	0- 0	AWAY	0- 3	1- 3	1- 7				
0- 0	0- 0	0- 0	NEUTRAL	0- 0	0- 0	0- 0				
1- 10	0- 0	0- 0	NON-CONFERENCE	0- 2	0- 1	1- 7				
1- 4	0- 0	0- 0	HOME	0- 1	0- 0	1- 3				
0- 6	0- 0	0- 0	AWAY	0- 1	0- 1	0- 4				
0- 0	0- 0	0- 0	NEUTRAL	0- 0	0- 0	0- 0				
3- 15	0- 0	0- 0	CONFERENCE	0- 4	1- 4	2- 7				
1- 8	0- 0	0- 0	HOME	0- 2	0- 2	1- 4				
2- 7	0- 0	0- 0	AWAY	0- 2	1- 2	1- 3				
0- 0	0- 0	0- 0	NEUTRAL	0- 0	0- 0	0- 0				

RPI	S	Opponent	Score	RPI	S	Opponent	Score	RPI	S	Opponent	Score	RPI	S	Opponent	Score	Team's RPI: 327
60	A	Sacred Heart	33	62	113	A	LIU Brooklyn	53	66							
60	H	Sacred Heart	53	57	113	H	LIU Brooklyn	53	60							
79	A	Albany (NY)	34	50	130	A	Monmouth	61	66							
84	A	Quinnipiac	41	64	130	H	Monmouth	44	53							
84	H	Quinnipiac	43	59	140	A	Robert Morris	70	62							
95	H	Fairfield	30	53	147	A	Yale	41	72							
					157	A	Saint Francis (PA)	51	60							
					194	A	Manhattan	37	50							
					196	A	Penn	61	70							
					197	A	Mt. St. Mary's	48	70							
					197	H	Mt. St. Mary's	46	49							
					216	H	Central Conn. St.	51	67							
					239	A	Fairleigh Dickinson	62	47							
					239	H	Fairleigh Dickinson	60	70							
					244	H	Bryant	45	55							
					254	A	IUPUI	56	75							
					268	H	Army	43	59							
					288	H	Rider	48	68							
					300	H	Lafayette	33	46							
					318	A	Delaware St.	66	73							
					336	A	Wagner	45	49							
					336	H	Wagner	48	34							
					339	H	Columbia	48	44							
LAST 12 Division I GAMES:																
130	A	Monmouth	61	66	216	H	Central Conn. St.	51	67							
239	A	Fairleigh Dickinson	62	47	244	H	Bryant	45	55							
84	A	Quinnipiac	41	64	157	A	Saint Francis (PA)	51	60							
60	H	Sacred Heart	53	57	140	A	Robert Morris	70	62							
113	H	LIU Brooklyn	53	60	197	H	Mt. St. Mary's	46	49							
113	A	LIU Brooklyn	53	66	336	H	Wagner	48	34							

Non-Div I Games:

St. Francis (NY)

■ Loss,
 ■ Non-Conf,
 ■ S Site,
 ■ Home
 ■ A Away
 N Neutral

Average RPI Win:	93	WON-LOST	WINNING	LAST 12	STRENGTH OF	OPP. STRENGTH	TEAM	ADJ.	CONF.	ADJ CONF.
Average RPI Loss:	45	RECORD	PCT. RANK	GAMES	SCHEDULE	OF SCHEDULE	RPI	RPI	RPI	RPI
DIV. I ONLY	22- 9	58	10- 2	5	16	11	11	3	3	
DIV. I NON-CONF.	8- 5	107	0- 0	6	66	45	45	2	2	
TOTALS	RPI 1-25	RPI 26-50	W-L RECORDS	RPI 51-100	RPI 101-150	RPI 150+				
22- 9	5- 5	4- 1	OVERALL	5- 1	4- 2	4- 0				
13- 3	2- 2	2- 0	HOME	4- 0	3- 1	2- 0				
7- 4	2- 2	1- 0	AWAY	1- 1	1- 1	2- 0				
2- 2	1- 1	1- 1	NEUTRAL	0- 0	0- 0	0- 0				
8- 5	0- 2	1- 1	NON-CONFERENCE	3- 1	2- 1	2- 0				
7- 1	0- 1	0- 0	HOME	3- 0	2- 0	2- 0				
0- 2	0- 0	0- 0	AWAY	0- 1	0- 1	0- 0				
1- 2	0- 1	1- 1	NEUTRAL	0- 0	0- 0	0- 0				
14- 4	5- 3	3- 0	CONFERENCE	2- 0	2- 1	2- 0				
6- 2	2- 1	2- 0	HOME	1- 0	1- 1	0- 0				
7- 2	2- 2	1- 0	AWAY	1- 0	1- 0	2- 0				
1- 0	1- 0	0- 0	NEUTRAL	0- 0	0- 0	0- 0				

RPI	S	Opponent	Score	RPI	S	Opponent	Score	RPI	S	Opponent	Score	RPI	S	Opponent	Score
1	N	Baylor	59 73	30	A	Georgetown	54 45	53	H	Howard	63 48	103	H	Hartford	70 45
3	H	Notre Dame	56 71	39	H	West Virginia	63 54	68	A	Hofstra	82 93	107	A	Cincinnati	51 34
4	A	Connecticut	43 74	40	H	Villanova	69 49	75	H	Boston U.	75 38	126	H	Marquette	55 63
4	A	Connecticut	57 56	42	N	Iowa	52 60	80	H	Memphis	64 60	127	H	Providence	57 41
13	A	Rutgers	61 52	46	N	Temple	59 53	91	H	South Fla.	67 57	129	A	Harvard	56 63
13	H	Rutgers	62 57					98	A	Syracuse	70 58	141	H	La Salle	66 45
16	H	St. Bonaventure	58 64									178	A	Seton Hall	55 25
20	A	DePaul	52 69									199	A	Pittsburgh	66 51
23	H	Louisville	72 64									225	H	Prairie View	66 50
23	N	Louisville	68 61									336	H	Wagner	54 34
LAST 12 Division I GAMES:															
4	A	Connecticut	43 74	13	A	Rutgers	61 52								
23	N	Louisville	68 61	91	H	South Fla.	67 57								
30	A	Georgetown	54 45	178	A	Seton Hall	55 25								
40	H	Villanova	69 49	199	A	Pittsburgh	66 51								
39	H	West Virginia	63 54	3	H	Notre Dame	56 71								
4	A	Connecticut	57 56	107	A	Cincinnati	51 34								

Non-Div I Games:

St. John's (NY)

■ Loss,
 ■ Non-Conf,
 ■ S Site,
 ■ Home
 ■ A Away
 N Neutral

St. Mary's (CA)

Through Games Of Sunday, March 11, 2012

Average RPI Win:	160	WON-LOST	WINNING	LAST 12	STRENGTH OF	OPP. STRENGTH	TEAM	ADJ.	CONF.	ADJ CONF.
Average RPI Loss:	81	RECORD	PCT. RANK	GAMES	SCHEDULE	OF SCHEDULE	RPI	RPI	RPI	RPI
DIV. I ONLY	20- 10	79	7- 5	59	89	51	51	8	8	
DIV. I NON-CONF.	8- 4	88	0- 0	41	54	50	50	9	9	
TOTALS	RPI 1-25	RPI 26-50	W-L RECORDS	RPI 51-100	RPI 101-150	RPI 150+				
20- 10	1- 3	1- 2	OVERALL	1- 3	6- 0	11- 2				
9- 4	0- 1	1- 1	HOME	0- 2	2- 0	6- 0				
9- 5	1- 1	0- 1	AWAY	1- 1	3- 0	4- 2				
2- 1	0- 1	0- 0	NEUTRAL	0- 0	1- 0	1- 0				
8- 4	0- 1	0- 1	NON-CONFERENCE	1- 1	3- 0	4- 1				
3- 2	0- 0	0- 1	HOME	0- 1	1- 0	2- 0				
4- 2	0- 1	0- 0	AWAY	1- 0	2- 0	1- 1				
1- 0	0- 0	0- 0	NEUTRAL	0- 0	0- 0	1- 0				
12- 6	1- 2	1- 1	CONFERENCE	0- 2	3- 0	7- 1				
6- 2	0- 1	1- 0	HOME	0- 1	1- 0	4- 0				
5- 3	1- 0	0- 1	AWAY	0- 1	1- 0	3- 1				
1- 1	0- 1	0- 0	NEUTRAL	0- 0	1- 0	0- 0				

RPI 1-25				RPI 26-50				RPI 51-100				Team's RPI: 51	RPI 101+			
RPI	S	Opponent	Score	RPI	S	Opponent	Score	RPI	S	Opponent	Score		RPI	S	Opponent	Score
20	A	DePaul	68 96	29	H	California	55 65	76	A	San Diego	59 74		125	A	Pacific	68 67
21	A	Gonzaga	66 63	36	A	BYU	47 83	76	H	San Diego	60 77		138	A	Pepperdine	63 60
21	H	Gonzaga	70 75	36	H	BYU	54 48	83	A	Oregon St.	81 61		138	H	Pepperdine	56 43
21	N	Gonzaga	78 83					84	H	Quinnipiac	67 69		138	N	Pepperdine	67 63
													139	A	Oregon	72 62
													146	H	UC Davis	75 58
													152	A	Seattle	71 70
													155	H	Cal Poly	65 62
													167	A	UC Santa Barbara	52 61
													168	N	Montana	67 65
													181	A	Santa Clara	57 47
													181	H	Santa Clara	72 52
													183	A	Portland	75 71
													183	H	Portland	75 58
													224	H	Virginia Tech	60 47
													267	A	Loyola Marymount	82 72
													267	H	Loyola Marymount	61 56
													282	A	San Francisco	64 66
													282	H	San Francisco	64 42
LAST 12 Division I GAMES:																
		21	N	Gonzaga	78	83				183	H	Portland	75	58		
		138	N	Pepperdine	67	63				36	A	BYU	47	83		
		138	A	Pepperdine	63	60				21	H	Gonzaga	70	75		
		76	A	San Diego	59	74				181	H	Santa Clara	72	52		
		267	H	Loyola Marymount	61	56				282	A	San Francisco	64	66		
		181	A	Santa Clara	57	47				138	H	Pepperdine	56	43		

Non-Div I Games: William Jessup 82 43

St. Mary's (CA)

Loss, Non-Conf, S Site, H Home A Away N Neutral

Team Record				Through Games of Sunday, March 11, 2012						
Average RPI Win:	94	WON-LOST	WINNING	LAST 12	STRENGTH OF	OPP. STRENGTH	TEAM	ADJ.	CONF.	ADJ CONF.
Average RPI Loss:	4	RECORD	PCT. RANK	GAMES	SCHEDULE	OF SCHEDULE	RPI	RPI	RPI	RPI
DIV. I ONLY	31- 1	2	12- 0	10	17	2	2	4	4	
DIV. I NON-CONF.	10- 1	14	1- 0	10	7	3	3	4	4	
<hr/>										
TOTALS	RPI 1-25		RPI 26-50	W-L RECORDS		RPI 51-100	RPI 101-150		RPI 150+	
31- 1	3- 1		5- 0	OVERALL		10- 0	8- 0		5- 0	
16- 0	3- 0		2- 0	HOME		3- 0	5- 0		3- 0	
12- 1	0- 1		2- 0	AWAY		5- 0	3- 0		2- 0	
3- 0	0- 0		1- 0	NEUTRAL		2- 0	0- 0		0- 0	
10- 1	3- 1		0- 0	NON-CONFERENCE		2- 0	1- 0		4- 0	
7- 0	3- 0		0- 0	HOME		0- 0	1- 0		3- 0	
3- 1	0- 1		0- 0	AWAY		2- 0	0- 0		1- 0	
0- 0	0- 0		0- 0	NEUTRAL		0- 0	0- 0		0- 0	
21- 0	0- 0		5- 0	CONFERENCE		8- 0	7- 0		1- 0	
9- 0	0- 0		2- 0	HOME		3- 0	4- 0		0- 0	
9- 0	0- 0		2- 0	AWAY		3- 0	3- 0		1- 0	
3- 0	0- 0		1- 0	NEUTRAL		2- 0	0- 0		0- 0	

RPI	S	Opponent	Score	RPI	S	Opponent	Score	RPI	S	Opponent	Score	RPI	S	Opponent	Score
4	A	Connecticut	58 68	29	A	California	86 61	54	A	Texas	72 59	106	H	Washington St.	75 41
5	H	Tennessee	97 80	29	H	California	74 71	64	A	Fresno St.	93 59	109	A	Utah	62 43
21	H	Gonzaga	76 61	29	N	California	77 62	65	A	Arizona St.	62 49	109	H	Utah	69 42
24	H	Princeton	85 66	38	A	Southern California	61 53	65	N	Arizona St.	52 43	114	A	Colorado	80 54
				38	H	Southern California	69 52	71	A	UCLA	77 50	114	H	Colorado	68 46
								71	H	UCLA	82 59	139	A	Oregon	81 46
								83	A	Oregon St.	78 45	139	H	Oregon	93 70
								83	H	Oregon St.	67 60	146	H	UC Davis	93 44
								92	H	Washington	65 47	152	H	Seattle	76 52
								92	N	Washington	76 57	162	A	Arizona	91 51
												180	H	Old Dominion	97 48
												203	A	Xavier	80 64
												279	H	CSU Bakersfield	90 48
LAST 12 Division I GAMES:															
				29	N	California	77 62	114	H	Colorado	68 46				
				65	N	Arizona St.	52 43	139	A	Oregon	81 46				
				92	N	Washington	76 57	83	A	Oregon St.	78 45				
				29	A	California	86 61	71	H	UCLA	82 59				
				152	H	Seattle	76 52	38	H	Southern California	69 52				
				109	H	Utah	69 42	162	A	Arizona	91 51				

Non-Div I Games:

Stanford

Average RPI Win:	232	WON-LOST	WINNING	LAST 12	STRENGTH OF	OPP. STRENGTH	TEAM	ADJ.	CONF.	ADJ CONF.
Average RPI Loss:	189	RECORD	PCT. RANK	GAMES	SCHEDULE	OF SCHEDULE	RPI	RPI	RPI	RPI
DIV. I ONLY	21- 9	66	9- 3	315	272	149	149	24	24	
DIV. I NON-CONF.	8- 3	73	0- 0	316	219	130	130	27	27	
TOTALS	RPI 1-25	RPI 26-50	W-L RECORDS	RPI 51-100	RPI 101-150	RPI 150+				
21- 9	0- 0	0- 1	OVERALL	2- 1	0- 0	19- 7				
8- 3	0- 0	0- 0	HOME	2- 0	0- 0	6- 3				
10- 5	0- 0	0- 1	AWAY	0- 0	0- 0	10- 4				
3- 1	0- 0	0- 0	NEUTRAL	0- 1	0- 0	3- 0				
8- 3	0- 0	0- 1	NON-CONFERENCE	0- 0	0- 0	8- 2				
2- 1	0- 0	0- 0	HOME	0- 0	0- 0	2- 1				
5- 2	0- 0	0- 1	AWAY	0- 0	0- 0	5- 1				
1- 0	0- 0	0- 0	NEUTRAL	0- 0	0- 0	1- 0				
13- 6	0- 0	0- 0	CONFERENCE	2- 1	0- 0	11- 5				
6- 2	0- 0	0- 0	HOME	2- 0	0- 0	4- 2				
5- 3	0- 0	0- 0	AWAY	0- 0	0- 0	5- 3				
2- 1	0- 0	0- 0	NEUTRAL	0- 1	0- 0	2- 0				

RPI S	Opponent	Score	RPI S	Opponent	Score	RPI S	Opponent	Score	RPI S	Opponent	Score	Team's RPI: 149
33	A Arkansas	46 61	82	H McNeese St.	66 58	158	A Sam Houston St.	69 67				
			82	N McNeese St.	56 60	158	H Sam Houston St.	55 70				
			90	H Central Ark.	54 45	166	A Tulsa	53 72				
						172	H Lamar	61 51				
						172	N Lamar	73 64				
						177	H Rice	68 64				
						179	A SMU	66 60				
						195	A Southern Miss.	66 65				
						206	H Grambling	71 53				
						209	A Nicholls St.	63 64				
						209	N Nicholls St.	66 57				
						211	A Texas St.	87 95				
						211	H Texas St.	81 59				
						230	H Arkansas St.	64 69				
						248	A La.-Monroe	68 58				
						263	A Tex.-Pan American	69 58				
						287	A Southeastern La.	69 61				
						301	A UTSA	46 50				
						301	H UTSA	73 64				
						303	N Ga. Southern	49 40				
						313	A Texas-Arlington	59 54				
						313	H Texas-Arlington	61 69				
						321	A A&M-Corpus Christi	72 60				
						321	H A&M-Corpus Christi	69 57				
						329	A Northwestern St.	70 68				
						342	A Houston Baptist	53 39				
LAST 12 Division I GAMES:												
			82	N McNeese St.	56 60	172	H Lamar	61 51				
			209	N Nicholls St.	66 57	211	H Texas St.	81 59				
			172	N Lamar	73 64	313	A Texas-Arlington	59 54				
			329	A Northwestern St.	70 68	301	H UTSA	73 64				
			158	H Sam Houston St.	55 70	209	A Nicholls St.	63 64				
			321	A A&M-Corpus Christi	72 60	82	H McNeese St.	66 58				

Non-Div I Games: Wiley 59 57 St. Edward's 78 50

Stephen F. Austin

Average RPI Win:	258	WON-LOST	WINNING	LAST 12	STRENGTH OF	OPP. STRENGTH	TEAM	ADJ.	CONF.	ADJ CONF.
Average RPI Loss:	167	RECORD	PCT. RANK	GAMES	SCHEDULE	OF SCHEDULE	RPI	RPI	RPI	RPI
DIV. I ONLY	22- 10	71	7- 5	292	312	124	124	30	30	
DIV. I NON-CONF.	8- 3	73	0- 0	175	221	65	65	30	30	
TOTALS	RPI 1-25	RPI 26-50	W-L RECORDS	RPI 51-100	RPI 101-150	RPI 150+				
22- 10	0- 0	0- 1	OVERALL	0- 4	2- 0	20- 5				
11- 1	0- 0	0- 0	HOME	0- 1	1- 0	10- 0				
7- 8	0- 0	0- 1	AWAY	0- 2	0- 0	7- 5				
4- 1	0- 0	0- 0	NEUTRAL	0- 1	1- 0	3- 0				
8- 3	0- 0	0- 1	NON-CONFERENCE	0- 1	2- 0	6- 1				
3- 0	0- 0	0- 0	HOME	0- 0	1- 0	2- 0				
3- 3	0- 0	0- 1	AWAY	0- 1	0- 0	3- 1				
2- 0	0- 0	0- 0	NEUTRAL	0- 0	1- 0	1- 0				
14- 7	0- 0	0- 0	CONFERENCE	0- 3	0- 0	14- 4				
8- 1	0- 0	0- 0	HOME	0- 1	0- 0	8- 0				
4- 5	0- 0	0- 0	AWAY	0- 1	0- 0	4- 4				
2- 1	0- 0	0- 0	NEUTRAL	0- 1	0- 0	2- 0				

RPI 1-25				RPI 26-50				RPI 51-100				RPI 101+				Team's RPI: 124	
RPI	S	Opponent	Score	RPI	S	Opponent	Score	RPI	S	Opponent	Score	RPI	S	Opponent	Score		
				41	A	Florida	57 71	57	A	Fla. Gulf Coast	56 79	102	H	Miami (OH)	71 62		
								57	H	Fla. Gulf Coast	55 59	145	N	Bradley	73 63		
								57	N	Fla. Gulf Coast	39 67	163	H	Fla. Atlantic	52 37		
								91	A	South Fla.	62 77	182	A	Winthrop	74 72		
												187	H	Campbell	70 55		
												217	N	Niagara	67 52		
												256	A	Belmont	58 65		
												256	H	Belmont	68 46		
												264	A	Kennesaw St.	65 55		
												264	H	Kennesaw St.	73 68		
												271	A	Ball St.	73 78		
												272	A	East Tenn. St.	72 74		
												272	H	East Tenn. St.	68 60		
												274	A	North Florida	56 59		
												274	H	North Florida	63 55		
												281	A	Jacksonville	73 63		
												281	H	Jacksonville	93 86		
												281	N	Jacksonville	67 60		
												292	A	S.C. Upstate	68 81		
												292	H	S.C. Upstate	69 54		
												292	N	S.C. Upstate	72 59		
												303	A	Ga. Southern	61 51		
												306	A	Bethune-Cookman	82 64		
												325	A	Mercer	89 84		
												325	H	Mercer	68 46		
												331	A	Lipscomb	74 63		
LAST 12 Division I GAMES:																	
				57	N	Fla. Gulf Coast	39 67	331	H	Lipscomb	74 59						
				281	N	Jacksonville	67 60	256	H	Belmont	68 46						
				292	N	S.C. Upstate	72 59	274	A	North Florida	56 59						
				292	A	S.C. Upstate	68 81	281	A	Jacksonville	73 63						
				272	A	East Tenn. St.	72 74	325	H	Mercer	68 46						
				57	A	Fla. Gulf Coast	56 79	264	H	Kennesaw St.	73 68						

Non-Div I Games: Palm Beach Atl. 63 52

Stetson

■ Loss,
 ■ Non-Conf,
 ■ S Site,
 ■ Home
 ■ Away
 N Neutral

RPI	S	Opponent	Score
331	H	Lipscomb	74 59

S
t
e
t
s
o
n

S
t
e
t
s
o
n

Stetson

Stony Brook

Through Games Of Sunday, March 11, 2012

Average RPI Win: 243	WON-LOST	WINNING	LAST 12	STRENGTH OF	OPP. STRENGTH	TEAM	ADJ.	CONF.	ADJ CONF.
Average RPI Loss: 169	RECORD	PCT. RANK	GAMES	SCHEDULE	OF SCHEDULE	RPI	RPI	RPI	RPI
DIV. I ONLY	4- 26	331	0- 12	212	237	328	328	16	16
DIV. I NON-CONF.	3- 10	283	0- 0	182	267	298	298	14	14
TOTALS	RPI 1-25	RPI 26-50	W-L RECORDS	RPI 51-100	RPI 101-150	RPI 150+			
4- 26	0- 0	0- 1	OVERALL	0- 6	1- 5	3- 14			
3- 11	0- 0	0- 0	HOME	0- 2	1- 3	2- 6			
1- 14	0- 0	0- 1	AWAY	0- 4	0- 2	1- 7			
0- 1	0- 0	0- 0	NEUTRAL	0- 0	0- 0	0- 1			
3- 10	0- 0	0- 1	NON-CONFERENCE	0- 2	1- 1	2- 6			
3- 3	0- 0	0- 0	HOME	0- 0	1- 1	2- 2			
0- 7	0- 0	0- 1	AWAY	0- 2	0- 0	0- 4			
0- 0	0- 0	0- 0	NEUTRAL	0- 0	0- 0	0- 0			
1- 16	0- 0	0- 0	CONFERENCE	0- 4	0- 4	1- 8			
0- 8	0- 0	0- 0	HOME	0- 2	0- 2	0- 4			
1- 7	0- 0	0- 0	AWAY	0- 2	0- 2	1- 3			
0- 1	0- 0	0- 0	NEUTRAL	0- 0	0- 0	0- 1			

RPI S	Opponent	Score	RPI S	Opponent	Score	RPI S	Opponent	Score	RPI S	Opponent	Score	Team's RPI: 328
26	A Ohio St.	37 84	60	A Sacred Heart	33 55	103	A Hartford	44 63				
			75	A Boston U.	31 56	103	H Hartford	42 49				
			75	H Boston U.	34 69	113	H LIU Brooklyn	59 66				
			79	A Albany (NY)	47 57	123	A UMBC	47 73				
			79	H Albany (NY)	32 57	123	H UMBC	51 63				
			95	A Fairfield	34 42	140	H Robert Morris	42 40				
						169	H George Mason	50 54				
						178	A Seton Hall	30 65				
						188	A New Hampshire	53 63				
						188	H New Hampshire	46 63				
						200	H Fordham	37 41				
						220	A Binghamton	46 55				
						220	H Binghamton	32 44				
						229	A Iona	48 52				
						239	A Fairleigh Dickinson	48 51				
						259	H Youngstown St.	54 47				
						275	A Vermont	54 47				
						275	H Vermont	36 63				
						288	A Rider	41 53				
						298	H Morgan St.	65 48				
						314	A Maine	40 45				
						314	H Maine	44 57				
						314	N Maine	43 49				
LAST 12 Division I GAMES:												
314	N Maine	43 49	79	A Albany (NY)	47 57							
314	A Maine	40 45	220	A Binghamton	46 55							
103	H Hartford	42 49	275	H Vermont	36 63							
188	H New Hampshire	46 63	103	A Hartford	44 63							
75	A Boston U.	31 56	314	H Maine	44 57							
123	H UMBC	51 63	188	A New Hampshire	53 63							

Non-Div I Games:

Stony Brook

Loss, Non-Conf, S Site, H Home A Away N Neutral

Average RPI Win:	188	WON-LOST	WINNING	LAST 12	STRENGTH OF	OPP. STRENGTH	TEAM	ADJ.	CONF.	ADJ CONF.
Average RPI Loss:	40	RECORD	PCT. RANK	GAMES	SCHEDULE	OF SCHEDULE	RPI	RPI	RPI	RPI
DIV. I ONLY	18- 14	134	5- 7	78	49	98	98	3	3	
DIV. I NON-CONF.	11- 3	45	0- 0	256	187	102	102	2	2	
TOTALS	RPI 1-25	RPI 26-50	W-L RECORDS	RPI 51-100	RPI 101-150	RPI 150+				
18- 14	1- 5	0- 7	OVERALL	1- 0	4- 1	12- 1				
9- 6	0- 3	0- 2	HOME	1- 0	2- 1	6- 0				
6- 4	1- 2	0- 2	AWAY	0- 0	1- 0	4- 0				
3- 4	0- 0	0- 3	NEUTRAL	0- 0	1- 0	2- 1				
11- 3	0- 0	0- 2	NON-CONFERENCE	0- 0	1- 0	10- 1				
7- 0	0- 0	0- 0	HOME	0- 0	1- 0	6- 0				
2- 0	0- 0	0- 0	AWAY	0- 0	0- 0	2- 0				
2- 3	0- 0	0- 2	NEUTRAL	0- 0	0- 0	2- 1				
7- 11	1- 5	0- 5	CONFERENCE	1- 0	3- 1	2- 0				
2- 6	0- 3	0- 2	HOME	1- 0	1- 1	0- 0				
4- 4	1- 2	0- 2	AWAY	0- 0	1- 0	2- 0				
1- 1	0- 0	0- 1	NEUTRAL	0- 0	1- 0	0- 0				

RPI	S	Opponent	Score	RPI	S	Opponent	Score	RPI	S	Opponent	Score	RPI	S	Opponent	Score
3	H	Notre Dame	55 74	27	N	Oklahoma	63 82	91	H	South Fla.	76 61	107	H	Cincinnati	54 55
4	H	Connecticut	54 95	30	A	Georgetown	42 69					126	H	Marquette	79 63
11	H	St. John's (NY)	58 70	30	H	Georgetown	62 65					127	A	Providence	80 54
13	A	Rutgers	44 55	36	N	BYU	59 83					127	N	Providence	57 47
20	A	DePaul	81 65	39	H	West Virginia	72 76					131	H	Coppin St.	56 50
23	A	Louisville	62 89	39	N	West Virginia	48 63					157	H	Saint Francis (PA)	88 45
				40	A	Villanova	60 68					162	N	Arizona	74 80
												178	A	Seton Hall	70 66
												199	A	Pittsburgh	83 60
												203	N	Xavier	70 67
												217	H	Niagara	81 30
												220	A	Binghamton	90 57
												235	H	Buffalo	79 59
												237	H	Long Beach St.	81 42
												245	A	Boise St.	70 47
												258	N	Ohio	81 70
												300	H	Lafayette	74 54
												307	H	Colgate	83 32
LAST 12 Division I GAMES:															
		39	N	West Virginia	48	63			23	A	Louisville	62	89		
		127	N	Providence	57	47			3	H	Notre Dame	55	74		
		40	A	Villanova	60	68			91	H	South Fla.	76	61		
		30	H	Georgetown	62	65			127	A	Providence	80	54		
		20	A	DePaul	81	65			107	H	Cincinnati	54	55		
		126	H	Marquette	79	63			4	H	Connecticut	54	95		

Non-Div I Games:

Syracuse

■ Loss,
■ Non-Conf,
■ S Site,
■ Home
■ A Away
N Neutral

TCU

Average RPI Win: 237

Average RPI Loss: 128

WON-LOST RECORD

WINNING PCT. RANK

LAST 12 GAMES

STRENGTH OF SCHEDULE

OPP. STRENGTH OF SCHEDULE

TEAM RPI

ADJ. RPI

CONF. RPI

ADJ CONF. RPI

DIV. I ONLY

16- 14

149

8- 4

237

138

186

186

23

23

DIV. I NON-CONF.

7- 8

178

0- 0

218

65

220

220

24

24

TOTALS

RPI 1-25

RPI 26-50

W-L RECORDS

RPI 51-100

RPI 101-150

RPI 150+

16- 14

0- 2

0- 1

OVERALL

1- 2

0- 4

15- 5

11- 5

0- 1

0- 0

HOME

1- 1

0- 2

10- 1

4- 7

0- 1

0- 1

AWAY

0- 1

0- 1

4- 3

1- 2

0- 0

0- 0

NEUTRAL

0- 0

0- 1

1- 1

7- 8

0- 2

0- 1

NON-CONFERENCE

0- 1

0- 2

7- 2

5- 4

0- 1

0- 0

HOME

0- 1

0- 1

5- 1

1- 3

0- 1

0- 1

AWAY

0- 0

0- 0

1- 1

1- 1

0- 0

0- 0

NEUTRAL

0- 0

0- 1

1- 0

9- 6

0- 0

0- 0

CONFERENCE

1- 1

0- 2

8- 3

6- 1

0- 0

0- 0

HOME

1- 0

0- 1

5- 0

3- 4

0- 0

0- 0

AWAY

0- 1

0- 1

3- 2

0- 1

0- 0

0- 0

NEUTRAL

0- 0

0- 0

0- 1

RPI 1-25

RPI 26-50

RPI 51-100

RPI 101+

Team's RPI: 186

RPI S Opponent Score

8 H Texas A&M 53 68

25 A Georgia 60 83

RPI S Opponent Score

27 A Oklahoma 54 82

RPI S Opponent Score

86 H North Carolina St. 79 85

93 A San Diego St. 46 61

93 H San Diego St. 58 39

RPI S Opponent Score

103 N Hartford 60 64

122 A UNLV 54 55

122 H UNLV 57 72

129 H Harvard 44 56

158 H Sam Houston St. 60 49

166 H Tulsa 60 43

172 H Lamar 73 59

179 A SMU 38 47

185 A Colorado St. 59 61

185 H Colorado St. 79 71

200 N Fordham 48 47

226 A Wyoming 54 64

226 H Wyoming 58 48

226 N Wyoming 44 61

245 A Boise St. 74 68

245 H Boise St. 73 69

263 H Tex.-Pan American 54 56

277 A New Mexico 63 52

277 H New Mexico 63 56

301 H UTSA 65 30

302 A Air Force 66 44

302 H Air Force 61 31

316 A Houston 80 35

334 H Texas Southern 66 38

LAST 12 Division I GAMES:

226 N Wyoming 44 61

226 H Wyoming 58 48

277 A New Mexico 63 52

302 H Air Force 61 31

245 H Boise St. 73 69

122 A UNLV 54 55

185 A Colorado St. 59 61

93 H San Diego St. 58 39

226 A Wyoming 54 64

277 H New Mexico 63 56

302 A Air Force 66 44

245 A Boise St. 74 68

Non-Div I Games:

TCU

Loss, Non-Conf, S Site, H Home A Away N Neutral

Page 300

Non-Div I Games:

TCU

Average RPI Win:	160	WON-LOST	WINNING	LAST 12	STRENGTH OF	OPP. STRENGTH	TEAM	ADJ.	CONF.	ADJ CONF.
Average RPI Loss:	40	RECORD	PCT. RANK	GAMES	SCHEDULE	OF SCHEDULE	RPI	RPI	RPI	RPI
DIV. I ONLY	21- 9	66	11- 1	63	68	46	46	9	9	
DIV. I NON-CONF.	7- 7	160	0- 0	77	3	119	119	8	8	
TOTALS	RPI 1-25	RPI 26-50	W-L RECORDS	RPI 51-100	RPI 101-150	RPI 150+				
21- 9	0- 5	2- 3	OVERALL	5- 0	4- 0	10- 1				
11- 3	0- 2	0- 1	HOME	3- 0	3- 0	5- 0				
9- 3	0- 1	2- 1	AWAY	1- 0	1- 0	5- 1				
1- 3	0- 2	0- 1	NEUTRAL	1- 0	0- 0	0- 0				
7- 7	0- 4	0- 2	NON-CONFERENCE	1- 0	2- 0	4- 1				
5- 2	0- 1	0- 1	HOME	1- 0	2- 0	2- 0				
2- 3	0- 1	0- 1	AWAY	0- 0	0- 0	2- 1				
0- 2	0- 2	0- 0	NEUTRAL	0- 0	0- 0	0- 0				
14- 2	0- 1	2- 1	CONFERENCE	4- 0	2- 0	6- 0				
6- 1	0- 1	0- 0	HOME	2- 0	1- 0	3- 0				
7- 0	0- 0	2- 0	AWAY	1- 0	1- 0	3- 0				
1- 1	0- 0	0- 1	NEUTRAL	1- 0	0- 0	0- 0				

RPI 1-25				RPI 26-50				Team's RPI: 46				RPI 51-100				RPI 101+			
RPI	S	Opponent	Score	RPI	S	Opponent	Score	RPI	S	Opponent	Score	RPI	S	Opponent	Score	RPI	S	Opponent	Score
8	N	Texas A&M	59 71	26	A	Ohio St.	66 70	58	A	Saint Joseph's	80 70	102	H	Miami (OH)	70 36				
10	H	Duke	54 65	34	A	Dayton	61 57	58	H	Saint Joseph's	75 65	117	H	Auburn	73 57				
11	N	St. John's (NY)	53 59	34	N	Dayton	63 66	71	H	UCLA	59 53	134	H	Charlotte	65 55				
13	A	Rutgers	50 71	40	H	Villanova	47 56	81	H	Duquesne	67 64	141	A	La Salle	71 44				
16	H	St. Bonaventure	65 74	47	A	Richmond	56 55	81	N	Duquesne	64 55	196	H	Penn	72 47				
																200	H	Fordham	69 51
																201	A	Northern Ill.	52 58
																203	A	Xavier	64 38
																205	A	Northeastern	72 58
																231	A	Saint Louis	66 50
																243	H	George Washington	75 54
																255	H	Massachusetts	77 50
																291	A	Western Mich.	64 52
																299	H	Kent St.	68 33
																315	A	Rhode Island	84 41
LAST 12 Division I GAMES:																			
				34 N Dayton				63 66				255 H Massachusetts				77 50			
				81 N Duquesne				64 55				231 A Saint Louis				66 50			
				141 A La Salle				71 44				200 H Fordham				69 51			
				58 H Saint Joseph's				75 65				58 A Saint Joseph's				80 70			
				315 A Rhode Island				84 41				134 H Charlotte				65 55			
				243 H George Washington				75 54				203 A Xavier				64 38			

Non-Div I Games:

Temple

Tennessee

Through Games Of Sunday, March 11, 2012

Average RPI Win: 66		WON-LOST	WINNING	LAST 12	STRENGTH OF		OPP. STRENGTH	TEAM	ADJ.	CONF.	ADJ CONF.
Average RPI Loss: 20		RECORD	PCT. RANK	GAMES	SCHEDULE		OF SCHEDULE	RPI	RPI	RPI	RPI
DIV. I ONLY		24- 8	34	9- 3	1		3	5	5	2	2
DIV. I NON-CONF.		9- 4	87	0- 0	1		2	5	5	3	3
TOTALS		RPI 1-25	RPI 26-50		W-L RECORDS		RPI 51-100	RPI 101-150		RPI 150+	
24- 8	8- 4	6- 4		OVERALL		3- 0	4- 0		3- 0		
12- 3	4- 1	3- 2		HOME		2- 0	2- 0		1- 0		
8- 5	2- 3	1- 2		AWAY		1- 0	2- 0		2- 0		
4- 0	2- 0	2- 0		NEUTRAL		0- 0	0- 0		0- 0		
9- 4	3- 3	1- 1		NON-CONFERENCE		3- 0	1- 0		1- 0		
6- 1	1- 1	1- 0		HOME		2- 0	1- 0		1- 0		
2- 3	1- 2	0- 1		AWAY		1- 0	0- 0		0- 0		
1- 0	1- 0	0- 0		NEUTRAL		0- 0	0- 0		0- 0		
15- 4	5- 1	5- 3		CONFERENCE		0- 0	3- 0		2- 0		
6- 2	3- 0	2- 2		HOME		0- 0	1- 0		0- 0		
6- 2	1- 1	1- 1		AWAY		0- 0	2- 0		2- 0		
3- 0	1- 0	2- 0		NEUTRAL		0- 0	0- 0		0- 0		

RPI	S	Opponent	Score	RPI	S	Opponent	Score	RPI	S	Opponent	Score	RPI	S	Opponent	Score
1	H	Baylor	67 76	28	A	Vanderbilt	79 93	54	H	Texas	73 57	117	A	Auburn	73 52
2	A	Stanford	80 97	28	H	Vanderbilt	87 64	59	H	Chattanooga	90 47	117	H	Auburn	82 61
3	A	Notre Dame	44 72	28	N	Vanderbilt	68 57	71	A	UCLA	85 64	135	A	Mississippi St.	57 41
9	A	Kentucky	60 61	32	H	South Carolina	60 64					138	H	Pepperdine	89 57
9	H	Kentucky	91 54	32	N	South Carolina	74 58					175	A	Alabama	86 56
12	H	Miami (FL)	92 76	33	A	Arkansas	69 38					180	H	Old Dominion	90 37
13	A	Rutgers	67 61	33	H	Arkansas	71 72					190	A	Ole Miss	66 56
18	H	LSU	65 56	37	H	Middle Tenn.	82 43								
18	N	LSU	70 58	41	H	Florida	75 59								
20	N	DePaul	84 61	50	A	Virginia	64 69								
25	A	Georgia	67 50												
25	H	Georgia	80 51												
LAST 12 Division I GAMES:															
		18	N	LSU	70	58			135	A	Mississippi St.	57	41		
		32	N	South Carolina	74	58			9	H	Kentucky	91	54		
		28	N	Vanderbilt	68	57			28	A	Vanderbilt	79	93		
		41	H	Florida	75	59			117	H	Auburn	82	61		
		33	H	Arkansas	71	72			32	H	South Carolina	60	64		
		190	A	Ole Miss	66	56			25	A	Georgia	67	50		

Non-Div I Games:

Tennessee

■ Loss,
■ Non-Conf,
■ S Site,
■ H Home
■ A Away
N Neutral

Average RPI Win: 294		WON-LOST	WINNING	LAST 12	STRENGTH OF	OPP. STRENGTH	TEAM	ADJ.	CONF.	ADJ CONF.
Average RPI Loss: 193		RECORD	PCT. RANK	GAMES	SCHEDULE	OF SCHEDULE	RPI	RPI	RPI	RPI
DIV. I ONLY		8- 20	280	3- 9	250	341	305	305	31	31
DIV. I NON-CONF.		3- 8	269	0- 0	69	340	243	243	32	32
TOTALS	RPI 1-25		RPI 26-50		W-L RECORDS		RPI 51-100		RPI 101-150	RPI 150+
8- 20	0- 0		0- 2		OVERALL		0- 2		0- 4	8- 12
5- 7	0- 0		0- 0		HOME		0- 0		0- 2	5- 5
2- 11	0- 0		0- 2		AWAY		0- 1		0- 2	2- 6
1- 2	0- 0		0- 0		NEUTRAL		0- 1		0- 0	1- 1
3- 8	0- 0		0- 2		NON-CONFERENCE		0- 2		0- 1	3- 3
2- 2	0- 0		0- 0		HOME		0- 0		0- 1	2- 1
0- 5	0- 0		0- 2		AWAY		0- 1		0- 0	0- 2
1- 1	0- 0		0- 0		NEUTRAL		0- 1		0- 0	1- 0
5- 12	0- 0		0- 0		CONFERENCE		0- 0		0- 3	5- 9
3- 5	0- 0		0- 0		HOME		0- 0		0- 1	3- 4
2- 6	0- 0		0- 0		AWAY		0- 0		0- 2	2- 4
0- 1	0- 0		0- 0		NEUTRAL		0- 0		0- 0	0- 1

[illegible]

Non-Div I Games:	Cumberland (TN)	78	48
------------------	-----------------	----	----

Tennessee St.

Loss, Non-Conf, S Site, H Home A Away N Neutral

Tennessee Tech

Through Games Of Sunday, March 11, 2012

Average RPI Win:	280	WON-LOST	WINNING	LAST 12	STRENGTH OF	OPP. STRENGTH	TEAM	ADJ.	CONF.	ADJ CONF.
Average RPI Loss:	164	RECORD	PCT. RANK	GAMES	SCHEDULE	OF SCHEDULE	RPI	RPI	RPI	RPI
DIV. I ONLY	16- 16	163	9- 3	289	326	214	214	31	31	
DIV. I NON-CONF.	3- 10	283	0- 0	257	202	290	290	32	32	
TOTALS	RPI 1-25	RPI 26-50	W-L RECORDS	RPI 51-100	RPI 101-150	RPI 150+				
16- 16	0- 0	0- 1	OVERALL	0- 1	1- 5	15- 9				
7- 6	0- 0	0- 0	HOME	0- 0	0- 2	7- 4				
7- 9	0- 0	0- 1	AWAY	0- 1	0- 2	7- 5				
2- 1	0- 0	0- 0	NEUTRAL	0- 0	1- 1	1- 0				
3- 10	0- 0	0- 1	NON-CONFERENCE	0- 1	0- 2	3- 6				
1- 4	0- 0	0- 0	HOME	0- 0	0- 1	1- 3				
2- 6	0- 0	0- 1	AWAY	0- 1	0- 1	2- 3				
0- 0	0- 0	0- 0	NEUTRAL	0- 0	0- 0	0- 0				
13- 6	0- 0	0- 0	CONFERENCE	0- 0	1- 3	12- 3				
6- 2	0- 0	0- 0	HOME	0- 0	0- 1	6- 1				
5- 3	0- 0	0- 0	AWAY	0- 0	0- 1	5- 2				
2- 1	0- 0	0- 0	NEUTRAL	0- 0	1- 1	1- 0				

RPI 1-25			RPI 26-50			RPI 51-100			RPI 101+			Team's RPI: 214
RPI	S	Opponent	Score	RPI	S	Opponent	Score	RPI	S	Opponent	Score	
				37	A	Middle Tenn.	55 74	71	A	UCLA	52 74	
								104	A	Samford	55 61	
								105	A	UT Martin	61 83	
								105	N	UT Martin	65 82	
								113	H	LIU Brooklyn	60 62	
								120	H	Eastern Ill.	51 52	
								120	N	Eastern Ill.	81 72	
								165	A	SIU Edwardsville	54 62	
								165	H	SIU Edwardsville	62 64	
								171	A	Louisiana Tech	64 82	
								174	H	Marshall	68 73	
								198	A	Alabama A&M	35 61	
								233	A	Western Ky.	58 71	
								233	H	Western Ky.	69 59	
								234	H	Western Caro.	58 61	
								248	A	La.-Monroe	68 64	
								272	A	East Tenn. St.	87 76	
								273	A	Eastern Ky.	82 67	
								273	H	Eastern Ky.	66 51	
								273	N	Eastern Ky.	81 65	
								290	A	Austin Peay	68 65	
								294	A	Murray St.	72 76	
								294	H	Murray St.	88 51	
								297	A	Morehead St.	57 53	
								297	H	Morehead St.	68 50	
								305	A	Tennessee St.	78 66	
								305	H	Tennessee St.	80 71	
LAST 12 Division I GAMES:												
				105	N	UT Martin	65 82	305	A	Tennessee St.	78 66	
				120	N	Eastern Ill.	81 72	290	A	Austin Peay	68 65	
				273	N	Eastern Ky.	81 65	340	A	Jacksonville St.	62 50	
				294	H	Murray St.	88 51	165	H	SIU Edwardsville	62 64	
				273	H	Eastern Ky.	66 51	297	A	Morehead St.	57 53	
				120	H	Eastern Ill.	51 52	273	A	Eastern Ky.	82 67	

Non-Div I Games: Tenn. Wesleyan 66 52

Tennessee Tech

■ Loss,
 ■ Non-Conf,
 ■ S Site,
 ■ Home
 ■ A Away
 N Neutral

T
e
n
n
e
s
s
e
e
T
e
c
h

RPI S Opponent Score
Tennessee Tech

Through Games Of Sunday, March 11, 2012

RPI	S	Opponent	Score	
323	H	Southeast Mo. St.	60	57
331	H	Lipscomb	61	66
340	A	Jacksonville St.	62	50
340	H	Jacksonville St.	65	59

T
e
n
n
e
s
s
e
e
T
e
c
h

Tennessee Tech

Average RPI Win:	312	WON-LOST	WINNING	LAST 12	STRENGTH OF	OPP. STRENGTH	TEAM	ADJ.	CONF.	ADJ CONF.
Average RPI Loss:	167	RECORD	PCT. RANK	GAMES	SCHEDULE	OF SCHEDULE	RPI	RPI	RPI	RPI
DIV. I ONLY	10- 17	246	6- 6	258	340	263	263	33	33	
DIV. I NON-CONF.	4- 11	274	0- 0	67	274	204	204	33	33	
TOTALS	RPI 1-25	RPI 26-50	W-L RECORDS	RPI 51-100	RPI 101-150	RPI 150+				
10- 17	0- 1	0- 2	OVERALL	0- 2	0- 3	10- 9				
5- 4	0- 0	0- 0	HOME	0- 0	0- 1	5- 3				
5- 9	0- 1	0- 2	AWAY	0- 1	0- 0	5- 5				
0- 4	0- 0	0- 0	NEUTRAL	0- 1	0- 2	0- 1				
4- 11	0- 1	0- 2	NON-CONFERENCE	0- 2	0- 3	4- 3				
2- 2	0- 0	0- 0	HOME	0- 0	0- 1	2- 1				
2- 6	0- 1	0- 2	AWAY	0- 1	0- 0	2- 2				
0- 3	0- 0	0- 0	NEUTRAL	0- 1	0- 2	0- 0				
6- 6	0- 0	0- 0	CONFERENCE	0- 0	0- 0	6- 6				
3- 2	0- 0	0- 0	HOME	0- 0	0- 0	3- 2				
3- 3	0- 0	0- 0	AWAY	0- 0	0- 0	3- 3				
0- 1	0- 0	0- 0	NEUTRAL	0- 0	0- 0	0- 1				

RPI 1-25			RPI 26-50			RPI 51-100			RPI 101+ Team's RPI: 263		
RPI	S	Opponent	Score	RPI	S	Opponent	Score	RPI	S	Opponent	Score
12	A	Miami (FL)	37 83	31	A	Nebraska	27 65	69	A	Oklahoma St.	35 74
				44	A	UTEP	51 62	82	N	McNeese St.	46 67
LAST 12 Division I GAMES:											
		189 N North Dakota	48 88			326 A NJIT	52 61			114 N Colorado	49 67
		334 A Chicago St.	57 51			189 A North Dakota	60 93			147 N Yale	57 59
		342 H Houston Baptist	43 14			296 A Utah Valley	51 66			149 H Stephen F. Austin	58 69
		296 H Utah Valley	71 70			342 A Houston Baptist	55 41			158 A Sam Houston St.	56 64
		189 H North Dakota	58 60			326 H NJIT	40 41			186 A TCU	56 54
		334 A Chicago St.	59 52			334 H Chicago St.	43 39			189 A North Dakota	60 93
										189 H North Dakota	58 60
										211 H Texas St.	61 66
										296 A Utah Valley	51 66
										296 H Utah Valley	71 70
										301 A UTSA	54 68
										313 H Texas-Arlington	72 65
										321 A A&M-Corpus Christi	58 56
										321 H A&M-Corpus Christi	69 52
										326 A NJIT	52 61
										326 H NJIT	40 41
										334 A Chicago St.	59 52
										334 A Chicago St.	57 51
										334 H Chicago St.	43 39
										342 A Houston Baptist	55 41
										342 H Houston Baptist	43 14

Non-Div I Games: Paul Quinn 72 43 Huston-Tillotson 94 51 Our Lady Of The Lak73 66

Tex.-Pan American

Loss, Non-Conf, S Site, H Home A Away N Neutral

Average RPI Win:	137	WON-LOST	WINNING	LAST 12	STRENGTH OF	OPP. STRENGTH	TEAM	ADJ.	CONF.	ADJ CONF.
Average RPI Loss:	32	RECORD	PCT. RANK	GAMES	SCHEDULE	OF SCHEDULE	RPI	RPI	RPI	RPI
DIV. I ONLY	18- 13	119	5- 7	21	5	54	54	1	1	
DIV. I NON-CONF.	10- 2	33	0- 0	124	56	52	52	1	1	
TOTALS	RPI 1-25	RPI 26-50	W-L RECORDS	RPI 51-100	RPI 101-150	RPI 150+				
18- 13	2- 6	4- 2	OVERALL	3- 5	2- 0	7- 0				
13- 4	1- 3	2- 0	HOME	3- 1	1- 0	6- 0				
3- 8	1- 3	0- 2	AWAY	0- 3	1- 0	1- 0				
2- 1	0- 0	2- 0	NEUTRAL	0- 1	0- 0	0- 0				
10- 2	0- 2	2- 0	NON-CONFERENCE	1- 0	0- 0	7- 0				
7- 1	0- 1	0- 0	HOME	1- 0	0- 0	6- 0				
1- 1	0- 1	0- 0	AWAY	0- 0	0- 0	1- 0				
2- 0	0- 0	2- 0	NEUTRAL	0- 0	0- 0	0- 0				
8- 11	2- 4	2- 2	CONFERENCE	2- 5	2- 0	0- 0				
6- 3	1- 2	2- 0	HOME	2- 1	1- 0	0- 0				
2- 7	1- 2	0- 2	AWAY	0- 3	1- 0	0- 0				
0- 1	0- 0	0- 0	NEUTRAL	0- 1	0- 0	0- 0				

RPI S	Opponent	Score	RPI S	Opponent	Score	RPI S	Opponent	Score	RPI S	Opponent	Score
1	A Baylor	59 80	27	A Oklahoma	67 73	52	A Kansas	61 85	119	A Missouri	75 62
1	H Baylor	59 77	27	H Oklahoma	87 62	52	H Kansas	67 72	119	H Missouri	75 58
2	H Stanford	59 72	29	N California	61 60	61	A Texas Tech	71 75	206	H Grambling	91 38
5	A Tennessee	57 73	48	A Iowa St.	56 71	61	H Texas Tech	63 54	208	H North Texas	71 62
8	A Texas A&M	76 71	48	H Iowa St.	62 60	61	N Texas Tech	58 81	250	A Hawaii	71 50
8	H Texas A&M	79 64	50	N Virginia	79 53	63	H Michigan St.	61 53	261	H Alcorn St.	74 42
17	A Kansas St.	45 65				69	A Oklahoma St.	51 70	287	H Southeastern La.	73 65
17	H Kansas St.	55 64				69	H Oklahoma St.	69 53	318	H Delaware St.	89 35
									337	H Ark.-Pine Bluff	79 40
LAST 12 Division I GAMES:											
61	N Texas Tech	58 81	61	H Texas Tech	63 54						
8	H Texas A&M	79 64	69	H Oklahoma St.	69 53						
119	A Missouri	75 62	52	A Kansas	61 85						
27	H Oklahoma	87 62	48	A Iowa St.	56 71						
1	A Baylor	59 80	17	H Kansas St.	55 64						
17	A Kansas St.	45 65	61	A Texas Tech	71 75						

Non-Div I Games:

Texas

■ Loss,
 ■ Non-Conf,
 S Site,
 ■ Home
 ■ Away
 N Neutral

Average RPI Win:	71	WON-LOST	WINNING	LAST 12	STRENGTH OF	OPP. STRENGTH	TEAM	ADJ.	CONF.	ADJ CONF.
Average RPI Loss:	24	RECORD	PCT. RANK	GAMES	SCHEDULE	OF SCHEDULE	RPI	RPI	RPI	RPI
DIV. I ONLY	22- 10	71	7- 5	2	2	8	8	1	1	
DIV. I NON-CONF.	9- 2	37	0- 0	4	10	4	4	1	1	
TOTALS	RPI 1-25	RPI 26-50	W-L RECORDS	RPI 51-100	RPI 101-150	RPI 150+				
22- 10	2- 6	7- 1	OVERALL	8- 3	3- 0	2- 0				
12- 2	2- 1	3- 0	HOME	4- 1	2- 0	1- 0				
6- 7	0- 4	1- 1	AWAY	3- 2	1- 0	1- 0				
4- 1	0- 1	3- 0	NEUTRAL	1- 0	0- 0	0- 0				
9- 2	1- 2	3- 0	NON-CONFERENCE	2- 0	1- 0	2- 0				
5- 0	1- 0	1- 0	HOME	1- 0	1- 0	1- 0				
2- 2	0- 2	0- 0	AWAY	1- 0	0- 0	1- 0				
2- 0	0- 0	2- 0	NEUTRAL	0- 0	0- 0	0- 0				
13- 8	1- 4	4- 1	CONFERENCE	6- 3	2- 0	0- 0				
7- 2	1- 1	2- 0	HOME	3- 1	1- 0	0- 0				
4- 5	0- 2	1- 1	AWAY	2- 2	1- 0	0- 0				
2- 1	0- 1	1- 0	NEUTRAL	1- 0	0- 0	0- 0				

RPI 1-25				Team's RPI: 8		RPI 26-50				RPI 51-100				RPI 101+			
RPI	S	Opponent	Score	RPI	S	Opponent	Score	RPI	S	Opponent	Score	RPI	S	Opponent	Score		
1	A	Baylor	48 71	27	A	Oklahoma	55 64	52	A	Kansas	76 65	119	A	Missouri	56 52		
1	H	Baylor	62 69	27	H	Oklahoma	75 58	52	H	Kansas	62 51	119	H	Missouri	78 52		
1	N	Baylor	50 73	27	N	Oklahoma	79 66	52	N	Kansas	78 63	135	H	Mississippi St.	93 47		
4	A	Connecticut	51 81	38	H	Southern California	71 70	54	A	Texas	64 79	172	H	Lamar	83 58		
15	A	Purdue	51 60	42	N	Iowa	74 58	54	H	Texas	71 76	186	A	TCU	68 53		
17	A	Kansas St.	69 71	46	N	Temple	71 59	61	A	Texas Tech	67 55						
17	H	Kansas St.	67 36	48	A	Iowa St.	59 33	61	H	Texas Tech	79 51						
23	H	Louisville	76 58	48	H	Iowa St.	66 64	69	A	Oklahoma St.	53 57						
								69	H	Oklahoma St.	63 49						
								82	H	McNeese St.	72 62						
								94	A	UALR	83 54						
LAST 12 Division I GAMES:																	
		1 N Baylor	50 73			27 A Oklahoma	55 64										
		27 N Oklahoma	79 66			69 H Oklahoma St.	63 49										
		52 N Kansas	78 63			119 A Missouri	56 52										
		54 A Texas	64 79			1 A Baylor	48 71										
		1 H Baylor	62 69			17 H Kansas St.	67 36										
		61 H Texas Tech	79 51			52 H Kansas	62 51										

Non-Div I Games:

Texas A&M

Average RPI Win:	305	WON-LOST	WINNING	LAST 12	STRENGTH OF	OPP. STRENGTH	TEAM	ADJ.	CONF.	ADJ CONF.
Average RPI Loss:	211	RECORD	PCT. RANK	GAMES	SCHEDULE	OF SCHEDULE	RPI	RPI	RPI	RPI
DIV. I ONLY	5- 26	325	2- 10	322	333	334	334	32	32	
DIV. I NON-CONF.	2- 9	299	1- 0	229	237	302	302	31	31	
TOTALS	RPI 1-25	RPI 26-50	W-L RECORDS	RPI 51-100	RPI 101-150	RPI 150+				
5- 26	0- 1	0- 1	OVERALL	0- 1	0- 1	5- 22				
1- 12	0- 0	0- 0	HOME	0- 1	0- 0	1- 11				
2- 12	0- 1	0- 1	AWAY	0- 0	0- 1	2- 9				
2- 2	0- 0	0- 0	NEUTRAL	0- 0	0- 0	2- 2				
2- 9	0- 1	0- 1	NON-CONFERENCE	0- 1	0- 1	2- 5				
0- 4	0- 0	0- 0	HOME	0- 1	0- 0	0- 3				
1- 4	0- 1	0- 1	AWAY	0- 0	0- 1	1- 1				
1- 1	0- 0	0- 0	NEUTRAL	0- 0	0- 0	1- 1				
3- 17	0- 0	0- 0	CONFERENCE	0- 0	0- 0	3- 17				
1- 8	0- 0	0- 0	HOME	0- 0	0- 0	1- 8				
1- 8	0- 0	0- 0	AWAY	0- 0	0- 0	1- 8				
1- 1	0- 0	0- 0	NEUTRAL	0- 0	0- 0	1- 1				

RPI 1-25				RPI 26-50				RPI 51-100				RPI 101+ Team's RPI: 334			
RPI	S	Opponent	Score	RPI	S	Opponent	Score	RPI	S	Opponent	Score	RPI	S	Opponent	Score
1	A	Baylor	39 91	33	A	Arkansas	41 86	82	H	McNeese St.	37 70	109	A	Utah	33 75
												153	A	Mississippi Val.	48 82
												153	H	Mississippi Val.	54 68
												153	N	Mississippi Val.	47 70
												186	A	TCU	38 66
												198	A	Alabama A&M	36 56
												198	H	Alabama A&M	40 55
												206	A	Grambling	54 51
												206	H	Grambling	50 51
												209	H	Nicholls St.	48 69
												225	A	Prairie View	45 53
												225	H	Prairie View	43 64
												238	A	Southern U.	59 64
												238	H	Southern U.	39 49
												253	H	Norfolk St.	58 80
												261	A	Alcorn St.	31 52
												261	H	Alcorn St.	48 51
												270	A	Alabama St.	47 68
												270	H	Alabama St.	51 52
												275	N	Vermont	60 72
												302	H	Air Force	54 64
												319	A	Jackson St.	38 55
												319	H	Jackson St.	50 55
												319	N	Jackson St.	51 49
												321	N	A&M-Corpus Christi	63 54
												337	A	Ark.-Pine Bluff	52 69
LAST 12 Division I GAMES:															
				153	N	Mississippi Val.	47 70	153	A	Mississippi Val.	48 82				
				319	N	Jackson St.	51 49	337	A	Ark.-Pine Bluff	52 69				
				238	A	Southern U.	59 64	319	H	Jackson St.	50 55				
				261	A	Alcorn St.	31 52	206	H	Grambling	50 51				
				198	H	Alabama A&M	40 55	342	A	Houston Baptist	54 44				
				270	H	Alabama St.	51 52	225	A	Prairie View	45 53				

Non-Div I Games:

Texas Southern

■ Loss,
 ■ Non-Conf,
 ■ S Site,
 ■ H Home
 ■ A Away
 N Neutral

RPI	S	Opponent	Score
337	H	Ark.-Pine Bluff	57 36
342	A	Houston Baptist	54 44

T
e
x
a
s
S
o
u
t
h
e
r
n

T
e
x
a
s
S
o
u
t
h
e
r
n

Texas Southern

Through Games of Sunday, March 11, 2012									
Average RPI Win: 266	WON-LOST	WINNING	LAST 12	STRENGTH OF	OPP. STRENGTH	TEAM	ADJ.	CONF.	ADJ CONF.
Average RPI Loss: 168	RECORD	PCT. RANK	GAMES	SCHEDULE	OF SCHEDULE	RPI	RPI	RPI	RPI
DIV. I ONLY	13- 14	181	5- 7	266	320	211	211	24	24
DIV. I NON-CONF.	4- 5	201	0- 0	282	326	225	225	27	27

TOTALS	RPI 1-25	RPI 26-50	W-L RECORDS	RPI 51-100	RPI 101-150	RPI 150+			
13- 14	0- 0	0- 1	OVERALL	0- 4	1- 1	12- 8			
7- 4	0- 0	0- 0	HOME	0- 0	1- 0	6- 4			
5- 9	0- 0	0- 1	AWAY	0- 3	0- 1	5- 4			
1- 1	0- 0	0- 0	NEUTRAL	0- 1	0- 0	1- 0			
4- 5	0- 0	0- 1	NON-CONFERENCE	0- 1	0- 0	4- 3			
1- 2	0- 0	0- 0	HOME	0- 0	0- 0	1- 2			
3- 3	0- 0	0- 1	AWAY	0- 1	0- 0	3- 1			
0- 0	0- 0	0- 0	NEUTRAL	0- 0	0- 0	0- 0			
9- 9	0- 0	0- 0	CONFERENCE	0- 3	1- 1	8- 5			
6- 2	0- 0	0- 0	HOME	0- 0	1- 0	5- 2			
2- 6	0- 0	0- 0	AWAY	0- 2	0- 1	2- 3			
1- 1	0- 0	0- 0	NEUTRAL	0- 1	0- 0	1- 0			

RPI 1-25				RPI 26-50				RPI 51-100				RPI 101+				Team's RPI: 211	
RPI	S	Opponent	Score	RPI	S	Opponent	Score	RPI	S	Opponent	Score	RPI	S	Opponent	Score		
				44	A	UTEP	58 81	61	A	Texas Tech	40 85	149	A	Stephen F. Austin	59 81		
								82	A	McNeese St.	41 72	149	H	Stephen F. Austin	95 87		
								82	N	McNeese St.	46 76	158	A	Sam Houston St.	54 68		
								90	A	Central Ark.	75 81	158	H	Sam Houston St.	66 53		
												158	N	Sam Houston St.	74 66		
												172	A	Lamar	50 56		
												177	A	Rice	66 73		
												208	H	North Texas	43 61		
												209	H	Nicholls St.	74 83		
												256	A	Belmont	71 66		
												263	A	Tex.-Pan American	66 61		
												264	A	Kennesaw St.	72 70		
												287	H	Southeastern La.	67 63		
												301	A	UTSA	53 67		
												301	H	UTSA	87 67		
												302	H	Air Force	69 77		
												313	A	Texas-Arlington	90 73		
												313	H	Texas-Arlington	46 61		
												321	A	A&M-Corpus Christi	74 61		
												321	H	A&M-Corpus Christi	73 67		
												329	H	Northwestern St.	70 68		
												342	H	Houston Baptist	86 61		
LAST 12 Division I GAMES:																	
				82	N	McNeese St.	46 76	149	A	Stephen F. Austin	59 81						
				158	N	Sam Houston St.	74 66	321	A	A&M-Corpus Christi	74 61						
				158	A	Sam Houston St.	54 68	313	H	Texas-Arlington	46 61						
				172	A	Lamar	50 56	90	A	Central Ark.	75 81						
				301	H	UTSA	87 67	209	H	Nicholls St.	74 83						
				287	H	Southeastern La.	67 63	149	H	Stephen F. Austin	95 87						

Non-Div I Games:	St. Thomas (TX)	92	50	Concordia (TX)	63	50	Texas Lutheran	85	28	Huston-Tillotson	102	69	Texas St.
------------------	-----------------	----	----	----------------	----	----	----------------	----	----	------------------	-----	----	-----------

Loss, Non-Conf, S Site, H Home A Away N Neutral

Average RPI Win:	148	WON-LOST	WINNING	LAST 12	STRENGTH OF	OPP. STRENGTH	TEAM	ADJ.	CONF.	ADJ CONF.
Average RPI Loss:	28	RECORD	PCT. RANK	GAMES	SCHEDULE	OF SCHEDULE	RPI	RPI	RPI	RPI
DIV. I ONLY	19- 13	114	4- 8	35	12	61	61	1	1	
DIV. I NON-CONF.	12- 0	1	0- 0	258	171	35	35	1	1	
TOTALS	RPI 1-25	RPI 26-50	W-L RECORDS	RPI 51-100	RPI 101-150	RPI 150+				
19- 13	2- 6	1- 3	OVERALL	5- 4	4- 0	7- 0				
12- 5	1- 3	1- 1	HOME	3- 1	2- 0	5- 0				
4- 7	1- 2	0- 2	AWAY	1- 3	1- 0	1- 0				
3- 1	0- 1	0- 0	NEUTRAL	1- 0	1- 0	1- 0				
12- 0	1- 0	0- 0	NON-CONFERENCE	2- 0	2- 0	7- 0				
8- 0	1- 0	0- 0	HOME	1- 0	1- 0	5- 0				
2- 0	0- 0	0- 0	AWAY	1- 0	0- 0	1- 0				
2- 0	0- 0	0- 0	NEUTRAL	0- 0	1- 0	1- 0				
7- 13	1- 6	1- 3	CONFERENCE	3- 4	2- 0	0- 0				
4- 5	0- 3	1- 1	HOME	2- 1	1- 0	0- 0				
2- 7	1- 2	0- 2	AWAY	0- 3	1- 0	0- 0				
1- 1	0- 1	0- 0	NEUTRAL	1- 0	0- 0	0- 0				

RPI	S	Opponent	Score	RPI	S	Opponent	Score	RPI	S	Opponent	Score	RPI	S	Opponent	Score
1	A	Baylor	51 56	27	A	Oklahoma	68 71	52	A	Kansas	43 62	115	N	Illinois	70 64
1	H	Baylor	64 72	27	H	Oklahoma	62 71	52	H	Kansas	64 69	119	A	Missouri	69 63
1	N	Baylor	48 72	48	A	Iowa St.	49 66	54	A	Texas	54 63	119	H	Missouri	76 49
8	A	Texas A&M	51 79	48	H	Iowa St.	51 41	54	H	Texas	75 71	150	H	UMKC	94 67
8	H	Texas A&M	55 67					54	N	Texas	81 58	211	H	Texas St.	85 40
17	A	Kansas St.	64 63					69	A	Oklahoma St.	49 53	233	H	Western Ky.	75 38
17	H	Kansas St.	61 62					69	H	Oklahoma St.	58 53	248	H	La.-Monroe	94 54
19	H	Penn St.	70 66					76	A	San Diego	58 57	277	H	New Mexico	69 43
								90	H	Central Ark.	76 43	279	N	CSU Bakersfield	81 63
												313	H	Texas-Arlington	88 48
												316	A	Houston	88 58
LAST 12 Division I GAMES:															
		1 N Baylor	48 72			1 A Baylor	51 56								
		54 N Texas	81 58			54 A Texas	54 63								
		17 A Kansas St.	64 63			48 H Iowa St.	51 41								
		27 H Oklahoma	62 71			69 A Oklahoma St.	49 53								
		8 A Texas A&M	51 79			119 H Missouri	76 49								
		52 H Kansas	64 69			8 H Texas A&M	55 67								

Non-Div I Games:

Texas Tech

■ Loss,
■ Non-Conf,
■ S Site,
■ H Home
■ A Away
N Neutral

Texas-Arlington

Through Games Of Sunday, March 11, 2012

Average RPI Win:	261	WON-LOST	WINNING	LAST 12	STRENGTH OF	OPP. STRENGTH	TEAM	ADJ.	CONF.	ADJ CONF.
Average RPI Loss:	183	RECORD	PCT. RANK	GAMES	SCHEDULE	OF SCHEDULE	RPI	RPI	RPI	RPI
DIV. I ONLY	5- 21	316	3- 8	220	303	313	313	24	24	
DIV. I NON-CONF.	1- 9	323	0- 0	173	270	319	319	27	27	
TOTALS	RPI 1-25	RPI 26-50	W-L RECORDS	RPI 51-100	RPI 101-150	RPI 150+				
5- 21	0- 0	0- 1	OVERALL	0- 5	1- 2	4- 13				
2- 10	0- 0	0- 0	HOME	0- 3	0- 1	2- 6				
3- 9	0- 0	0- 1	AWAY	0- 2	1- 0	2- 6				
0- 2	0- 0	0- 0	NEUTRAL	0- 0	0- 1	0- 1				
1- 9	0- 0	0- 1	NON-CONFERENCE	0- 3	0- 1	1- 4				
1- 3	0- 0	0- 0	HOME	0- 1	0- 0	1- 2				
0- 4	0- 0	0- 1	AWAY	0- 2	0- 0	0- 1				
0- 2	0- 0	0- 0	NEUTRAL	0- 0	0- 1	0- 1				
4- 12	0- 0	0- 0	CONFERENCE	0- 2	1- 1	3- 9				
1- 7	0- 0	0- 0	HOME	0- 2	0- 1	1- 4				
3- 5	0- 0	0- 0	AWAY	0- 0	1- 0	2- 5				
0- 0	0- 0	0- 0	NEUTRAL	0- 0	0- 0	0- 0				

RPI	S	Opponent	Score	RPI	S	Opponent	Score	RPI	S	Opponent	Score	RPI	S	Opponent	Score	Team's RPI: 313
33	A	Arkansas	34 57	61	A	Texas Tech	48 88	111	N	Wichita St.	64 90	149	A	Stephen F. Austin	69 61	
				64	H	Fresno St.	48 78	149	H	Stephen F. Austin	54 59	158	A	Sam Houston St.	41 58	
				80	A	Memphis	60 77	158	A	Sam Houston St.	41 58	158	H	Sam Houston St.	45 61	
				82	H	McNeese St.	50 70	172	H	Lamar	52 68	208	H	North Texas	47 66	
				90	H	Central Ark.	51 53	209	A	Nicholls St.	59 78	211	A	Texas St.	61 46	
								211	H	Texas St.	73 90	243	H	George Washington	41 63	
								263	A	Tex.-Pan American	65 72	287	A	Southeastern La.	41 71	
								291	N	Western Mich.	63 67	301	A	UTSA	75 65	
								301	H	UTSA	51 40	321	A	A&M-Corpus Christi	54 74	
								321	H	A&M-Corpus Christi	51 61	329	A	Northwestern St.	70 86	
								342	H	Houston Baptist	78 61					
LAST 12 Division I GAMES:																
301	A	UTSA	75 65	211	A	Texas St.	61 46									
321	A	A&M-Corpus Christi	54 74	158	H	Sam Houston St.	45 61									
329	A	Northwestern St.	70 86	90	H	Central Ark.	51 53									
82	H	McNeese St.	50 70	301	H	UTSA	51 40									
287	A	Southeastern La.	41 71	211	H	Texas St.	73 90									
149	H	Stephen F. Austin	54 59	149	A	Stephen F. Austin	69 61									

Non-Div I Games: McMurry 52 41 Neb. Omaha 52 60

Texas-Arlington

Loss, Non-Conf, S Site, H Home A Away N Neutral

Average RPI Win: 191	WON-LOST	WINNING	LAST 12	STRENGTH OF	OPP. STRENGTH	TEAM	ADJ.	CONF.	ADJ CONF.
Average RPI Loss: 121	RECORD	PCT. RANK	GAMES	SCHEDULE	OF SCHEDULE	RPI	RPI	RPI	RPI
DIV. I ONLY	21- 9	66	10- 2	125	125	78	78	12	12
DIV. I NON-CONF.	7- 5	122	0- 0	76	94	101	101	13	13
TOTALS	RPI 1-25	RPI 26-50	W-L RECORDS	RPI 51-100	RPI 101-150	RPI 150+			
21- 9	0- 2	1- 3	OVERALL	2- 0	4- 1	14- 3			
12- 3	0- 1	1- 1	HOME	2- 0	2- 1	7- 0			
8- 5	0- 1	0- 1	AWAY	0- 0	2- 0	6- 3			
1- 1	0- 0	0- 1	NEUTRAL	0- 0	0- 0	1- 0			
7- 5	0- 2	1- 0	NON-CONFERENCE	1- 0	1- 1	4- 2			
5- 2	0- 1	1- 0	HOME	1- 0	0- 1	3- 0			
2- 3	0- 1	0- 0	AWAY	0- 0	1- 0	1- 2			
0- 0	0- 0	0- 0	NEUTRAL	0- 0	0- 0	0- 0			
14- 4	0- 0	0- 3	CONFERENCE	1- 0	3- 0	10- 1			
7- 1	0- 0	0- 1	HOME	1- 0	2- 0	4- 0			
6- 2	0- 0	0- 1	AWAY	0- 0	1- 0	5- 1			
1- 1	0- 0	0- 1	NEUTRAL	0- 0	0- 0	1- 0			

RPI	S	Opponent	Score	RPI	S	Opponent	Score	RPI	S	Opponent	Score	RPI	S	Opponent	Score
22	A	Green Bay	68 84	34	H	Dayton	61 51	73	H	Bowling Green	52 50	102	H	Miami (OH)	79 66
22	H	Green Bay	65 72	49	A	Eastern Mich.	33 54	79	H	Albany (NY)	53 39	118	A	Northwestern	75 56
				49	H	Eastern Mich.	66 70					126	H	Marquette	60 69
				49	N	Eastern Mich.	57 59					132	A	Central Mich.	80 62
												132	H	Central Mich.	58 53
												185	H	Colorado St.	58 51
												201	A	Northern Ill.	49 47
												201	H	Northern Ill.	49 39
												201	N	Northern Ill.	72 62
												219	A	Indiana	69 58
												221	H	Akron	71 60
												229	H	Iona	54 42
												230	A	Arkansas St.	56 64
												235	A	Buffalo	77 75
												252	A	Milwaukee	57 60
												258	A	Ohio	52 33
												269	H	Cleveland St.	81 42
												271	A	Ball St.	70 65
												271	H	Ball St.	63 48
												291	A	Western Mich.	67 70
												291	H	Western Mich.	76 50
												299	A	Kent St.	66 55
LAST 12 Division I GAMES:															
		49	N	Eastern Mich.	57 59			132	A	Central Mich.	80 62				
		201	N	Northern Ill.	72 62			73	H	Bowling Green	52 50				
		271	A	Ball St.	70 65			299	A	Kent St.	66 55				
		201	H	Northern Ill.	49 39			221	H	Akron	71 60				
		49	A	Eastern Mich.	33 54			235	A	Buffalo	77 75				
		291	H	Western Mich.	76 50			102	H	Miami (OH)	79 66				

Non-Div I Games:

Toledo

TOWSON

Average RPI Win: 198

Average RPI Loss: 75

WON-LOST RECORD

WINNING PCT. RANK

LAST 12 GAMES

STRENGTH OF SCHEDULE

OPP. STRENGTH OF SCHEDULE

TEAM RPI

ADJ. RPI

CONF. RPI

ADJ CONF. RPI

DIV. I ONLY

DIV. I NON-CONF.

16- 14

9- 2

149

37

4- 8

0- 0

103

117

79

58

108

30

108

30

7

7

7

7

TOTALS

RPI 1-25

RPI 26-50

W-L RECORDS

RPI 51-100

RPI 101-150

RPI 150+

16- 14

0- 4

1- 1

OVERALL

0- 5

2- 1

13- 3

10- 4

0- 1

1- 0

HOME

0- 2

1- 1

8- 0

6- 9

0- 3

0- 1

AWAY

0- 3

1- 0

5- 2

0- 1

0- 0

0- 0

NEUTRAL

0- 0

0- 0

0- 1

9- 2

0- 2

0- 0

NON-CONFERENCE

0- 0

2- 0

7- 0

5- 0

0- 0

0- 0

HOME

0- 0

1- 0

4- 0

4- 2

0- 2

0- 0

AWAY

0- 0

1- 0

3- 0

0- 0

0- 0

0- 0

NEUTRAL

0- 0

0- 0

0- 0

7- 12

0- 2

1- 1

CONFERENCE

0- 5

0- 1

6- 3

5- 4

0- 1

1- 0

HOME

0- 2

0- 1

4- 0

2- 7

0- 1

0- 1

AWAY

0- 3

0- 0

2- 2

0- 1

0- 0

0- 0

NEUTRAL

0- 0

0- 0

0- 1

RPI S

Opponent

Score

4

A

Connecticut

31

92

6

A

Maryland

46

82

7

A

Delaware

51

74

7

H

Delaware

46

65

RPI S

Opponent

Score

35

A

James Madison

57

67

35

H

James Madison

65

58

RPI S

Opponent

Score

66

A

Drexel

38

66

66

H

Drexel

53

58

68

A

Hofstra

66

69

77

A

UNC Wilmington

51

53

77

H

UNC Wilmington

61

76

RPI S

Opponent

Score

112

H

VCU

59

66

123

H

UMBC

56

45

131

A

Coppin St.

61

59

157

A

Saint Francis (PA)

59

53

169

A

George Mason

54

78

169

H

George Mason

70

68

180

A

Old Dominion

50

65

180

N

Old Dominion

58

72

193

H

Loyola Maryland

56

54

197

H

Mt. St. Mary's

71

70

205

H

Northeastern

58

54

215

H

Md.-East. Shore

58

45

227

A

William & Mary

56

50

227

H

William & Mary

77

75

233

A

Western Ky.

67

62

246

H

Canisius

64

50

249

A

Georgia St.

56

52

249

H

Georgia St.

63

59

318

A

Delaware St.

70

59

Team's RPI: 108

LAST 12 Division I GAMES:

180

N

Old Dominion

58

72

180

A

Old Dominion

50

65

66

H

Drexel

53

58

77

A

UNC Wilmington

51

53

68

A

Hofstra

66

69

169

H

George Mason

70

68

205

H

Northeastern

58

54

227

A

William & Mary

56

50

249

H

Georgia St.

63

59

112

H

VCU

59

66

77

H

UNC Wilmington

61

76

169

A

George Mason

54

78

Non-Div I Games:

Towson

Loss, Non-Conf, S Site, H Home A Away N Neutral

Page 315

Average RPI Win:	287	WON-LOST	WINNING	LAST 12	STRENGTH OF	OPP. STRENGTH	TEAM	ADJ.	CONF.	ADJ CONF.
Average RPI Loss:	192	RECORD	PCT. RANK	GAMES	SCHEDULE	OF SCHEDULE	RPI	RPI	RPI	RPI
DIV. I ONLY	2- 25	336	1- 11	276	256	338	338	18	18	
DIV. I NON-CONF.	1- 9	323	0- 0	331	338	339	339	16	16	
TOTALS	RPI 1-25	RPI 26-50	W-L RECORDS	RPI 51-100	RPI 101-150	RPI 150+				
2- 25	0- 0	0- 2	OVERALL	0- 1	0- 5	2- 17				
1- 10	0- 0	0- 1	HOME	0- 1	0- 2	1- 6				
1- 13	0- 0	0- 1	AWAY	0- 0	0- 3	1- 9				
0- 2	0- 0	0- 0	NEUTRAL	0- 0	0- 0	0- 2				
1- 9	0- 0	0- 0	NON-CONFERENCE	0- 0	0- 2	1- 7				
0- 3	0- 0	0- 0	HOME	0- 0	0- 1	0- 2				
1- 5	0- 0	0- 0	AWAY	0- 0	0- 1	1- 4				
0- 1	0- 0	0- 0	NEUTRAL	0- 0	0- 0	0- 1				
1- 16	0- 0	0- 2	CONFERENCE	0- 1	0- 3	1- 10				
1- 7	0- 0	0- 1	HOME	0- 1	0- 1	1- 4				
0- 8	0- 0	0- 1	AWAY	0- 0	0- 2	0- 5				
0- 1	0- 0	0- 0	NEUTRAL	0- 0	0- 0	0- 1				

RPI S	Opponent	Score	RPI S	Opponent	Score	RPI S	Opponent	Score	RPI S	Opponent	Score	Team's RPI: 338
37	A Middle Tenn.	52 82	37	H Middle Tenn.	66 72	94	H UALR	40 59	117	A Auburn	47 74	
									128	A Denver	51 73	
									133	A FIU	52 74	
									133	H FIU	41 65	
									143	H American	45 55	
									163	A Fla. Atlantic	62 68	
									163	H Fla. Atlantic	46 66	
									176	A South Ala.	26 63	
									176	H South Ala.	46 53	
									182	H Winthrop	66 80	
									202	A Furman	57 75	
									208	A North Texas	36 57	
									208	N North Texas	61 75	
									230	A Arkansas St.	39 62	
									233	A Western Ky.	38 64	
									233	H Western Ky.	36 59	
									248	H La.-Monroe	46 49	
									264	H Kennesaw St.	57 66	
									270	A Alabama St.	60 53	
									304	H La.-Lafayette	58 52	
									312	N Evansville	49 59	
									314	A Maine	53 66	
									325	A Mercer	59 69	
									340	A Jacksonville St.	54 65	
LAST 12 Division I GAMES:												
208	N North Texas	61 75	304	H La.-Lafayette	58 52							
163	A Fla. Atlantic	62 68	133	H FIU	41 65							
133	A FIU	52 74	176	A South Ala.	26 63							
94	H UALR	40 59	37	A Middle Tenn.	52 82							
230	A Arkansas St.	39 62	248	H La.-Monroe	46 49							
233	H Western Ky.	36 59	163	H Fla. Atlantic	46 66							

Non-Div I Games: Belhaven

53 56

Troy

Tulane

Through Games Of Sunday, March 11, 2012

Average RPI Win:	187	WON-LOST	WINNING	LAST 12	STRENGTH OF	OPP. STRENGTH	TEAM	ADJ.	CONF.	ADJ CONF.
Average RPI Loss:	108	RECORD	PCT. RANK	GAMES	SCHEDULE	OF SCHEDULE	RPI	RPI	RPI	RPI
DIV. I ONLY	20- 10	79	7- 5	86	121	72	72	11	11	
DIV. I NON-CONF.	9- 2	37	0- 0	82	147	33	33	12	12	
TOTALS	RPI 1-25	RPI 26-50	W-L RECORDS	RPI 51-100	RPI 101-150	RPI 150+				
20- 10	1- 1	0- 3	OVERALL	4- 1	0- 1	15- 4				
11- 2	1- 0	0- 1	HOME	2- 0	0- 0	8- 1				
7- 6	0- 0	0- 1	AWAY	1- 1	0- 1	6- 3				
2- 2	0- 1	0- 1	NEUTRAL	1- 0	0- 0	1- 0				
9- 2	1- 1	0- 0	NON-CONFERENCE	2- 0	0- 1	6- 0				
5- 0	1- 0	0- 0	HOME	1- 0	0- 0	3- 0				
3- 1	0- 0	0- 0	AWAY	0- 0	0- 1	3- 0				
1- 1	0- 1	0- 0	NEUTRAL	1- 0	0- 0	0- 0				
11- 8	0- 0	0- 3	CONFERENCE	2- 1	0- 0	9- 4				
6- 2	0- 0	0- 1	HOME	1- 0	0- 0	5- 1				
4- 5	0- 0	0- 1	AWAY	1- 1	0- 0	3- 3				
1- 1	0- 0	0- 1	NEUTRAL	0- 0	0- 0	1- 0				

RPI 1-25				RPI 26-50				RPI 51-100				Team's RPI: 72	RPI 101+			
RPI	S	Opponent	Score	RPI	S	Opponent	Score	RPI	S	Opponent	Score		RPI	S	Opponent	Score
15	N	Purdue	48 61	44	A	UTEP	65 80	62	H	Hampton	66 53		135	A	Mississippi St.	55 70
18	H	LSU	65 62	44	H	UTEP	64 65	67	N	Idaho St.	45 37		166	A	Tulsa	66 51
				44	N	UTEP	65 69	80	A	Memphis	63 44		166	H	Tulsa	59 72
								80	A	Memphis	59 61		171	A	Louisiana Tech	61 52
								99	H	UAB	52 41		174	H	Marshall	68 52
													177	A	Rice	49 67
													177	H	Rice	50 47
													179	A	SMU	49 54
													179	H	SMU	75 63
													195	A	Southern Miss.	51 56
													208	A	North Texas	55 47
													212	H	UCF	64 52
													222	A	East Carolina	63 49
													222	N	East Carolina	67 51
													238	H	Southern U.	66 59
													248	H	La.-Monroe	62 45
													262	H	Col. of Charleston	57 42
													304	A	La.-Lafayette	75 40
													316	A	Houston	71 51
													316	H	Houston	71 43
LAST 12 Division I GAMES:																
				44	N	UTEP	65 69	195	A	Southern Miss.	51 56					
				80	A	Memphis	63 44	177	H	Rice	50 47					
				222	N	East Carolina	67 51	44	A	UTEP	65 80					
				316	H	Houston	71 43	316	A	Houston	71 51					
				179	A	SMU	49 54	179	H	SMU	75 63					
				166	H	Tulsa	59 72	222	A	East Carolina	63 49					

Non-Div I Games: Loyola (LA) 74 49 New Orleans 86 39

Tulane

Loss, Non-Conf, S Site, H Home A Away N Neutral

Average RPI Win: 196	WON-LOST	WINNING	LAST 12	STRENGTH OF	OPP. STRENGTH	TEAM	ADJ.	CONF.	ADJ CONF.
Average RPI Loss: 143	RECORD	PCT. RANK	GAMES	SCHEDULE	OF SCHEDULE	RPI	RPI	RPI	RPI
DIV. I ONLY	12- 15	203	5- 7	97	163	166	166	11	11
DIV. I NON-CONF.	4- 6	212	0- 0	71	304	188	188	12	12
TOTALS	RPI 1-25	RPI 26-50	W-L RECORDS	RPI 51-100	RPI 101-150	RPI 150+			
12- 15	0- 0	0- 3	OVERALL	1- 4	2- 0	9- 8			
9- 4	0- 0	0- 2	HOME	0- 2	2- 0	7- 0			
3- 10	0- 0	0- 1	AWAY	1- 2	0- 0	2- 7			
0- 1	0- 0	0- 0	NEUTRAL	0- 0	0- 0	0- 1			
4- 6	0- 0	0- 1	NON-CONFERENCE	0- 1	2- 0	2- 4			
4- 1	0- 0	0- 1	HOME	0- 0	2- 0	2- 0			
0- 5	0- 0	0- 0	AWAY	0- 1	0- 0	0- 4			
0- 0	0- 0	0- 0	NEUTRAL	0- 0	0- 0	0- 0			
8- 9	0- 0	0- 2	CONFERENCE	1- 3	0- 0	7- 4			
5- 3	0- 0	0- 1	HOME	0- 2	0- 0	5- 0			
3- 5	0- 0	0- 1	AWAY	1- 1	0- 0	2- 3			
0- 1	0- 0	0- 0	NEUTRAL	0- 0	0- 0	0- 1			

RPI S	Opponent	Score	RPI S	Opponent	Score	RPI S	Opponent	Score	RPI S	Opponent	Score	Team's RPI: 166
36	H BYU	61 64	72	A Tulane	72 59	116	H Oral Roberts	65 57				
44	A UTEP	56 67	72	H Tulane	51 66	149	H Stephen F. Austin	72 53				
44	H UTEP	54 64	80	A Memphis	64 66	174	A Marshall	45 63				
			94	A UALR	48 52	177	A Rice	48 55				
			99	H UAB	40 47	177	H Rice	69 42				
						179	A SMU	42 39				
						179	H SMU	61 57				
						185	A Colorado St.	68 87				
						186	A TCU	43 60				
						195	H Southern Miss.	68 57				
						206	H Grambling	61 56				
						212	A UCF	48 54				
						222	H East Carolina	75 70				
						222 N	East Carolina	49 59				
						230	A Arkansas St.	70 80				
						230	H Arkansas St.	70 48				
						296	A Utah Valley	62 78				
						316	A Houston	77 48				
						316	H Houston	67 53				
LAST 12 Division I GAMES:												
222 N	East Carolina	49 59	177	A Rice	48 55							
179	H SMU	61 57	316	H Houston	67 53							
80	A Memphis	64 66	212	A UCF	48 54							
72	A Tulane	72 59	179	A SMU	42 39							
222	H East Carolina	75 70	99	H UAB	40 47							
44	H UTEP	54 64	72	H Tulane	51 66							

Non-Div I Games: Neb. Omaha 68 60

Tulsa

■ Loss,
 ■ Non-Conf,
 ■ S Site,
 ■ Home
 ■ A Away
 N Neutral

Average RPI Win:	225	WON-LOST	WINNING	LAST 12	STRENGTH OF	OPP. STRENGTH	TEAM	ADJ.	CONF.	ADJ CONF.
Average RPI Loss:	108	RECORD	PCT. RANK	GAMES	SCHEDULE	OF SCHEDULE	RPI	RPI	RPI	RPI
DIV. I ONLY	19- 11	89	6- 6	149	173	99	99	11	11	
DIV. I NON-CONF.	9- 3	61	0- 0	242	290	86	86	12	12	
TOTALS	RPI 1-25	RPI 26-50	W-L RECORDS	RPI 51-100	RPI 101-150	RPI 150+				
19- 11	0- 0	0- 2	OVERALL	1- 5	0- 1	18- 3				
9- 3	0- 0	0- 1	HOME	1- 1	0- 0	8- 1				
8- 7	0- 0	0- 0	AWAY	0- 4	0- 1	8- 2				
2- 1	0- 0	0- 1	NEUTRAL	0- 0	0- 0	2- 0				
9- 3	0- 0	0- 0	NON-CONFERENCE	1- 2	0- 1	8- 0				
4- 0	0- 0	0- 0	HOME	1- 0	0- 0	3- 0				
4- 3	0- 0	0- 0	AWAY	0- 2	0- 1	4- 0				
1- 0	0- 0	0- 0	NEUTRAL	0- 0	0- 0	1- 0				
10- 8	0- 0	0- 2	CONFERENCE	0- 3	0- 0	10- 3				
5- 3	0- 0	0- 1	HOME	0- 1	0- 0	5- 1				
4- 4	0- 0	0- 0	AWAY	0- 2	0- 0	4- 2				
1- 1	0- 0	0- 1	NEUTRAL	0- 0	0- 0	1- 0				

RPI S	Opponent	Score	RPI S	Opponent	Score	RPI S	Opponent	Score	RPI S	Opponent	Score
44	H UTEP	45 47	44	N UTEP	49 60	59	A Chattanooga	59 65	144	A Florida A&M	59 69
						62	H Hampton	43 38	166	A Tulsa	47 40
						72	A Tulane	41 52	174	A Marshall	50 45
						80	A Memphis	56 71	174	H Marshall	37 40
						80	H Memphis	59 70	177	H Rice	60 45
						82	A McNeese St.	56 61	177	N Rice	72 46
									179	H SMU	50 46
									195	A Southern Miss.	53 55
									195	H Southern Miss.	65 59
									198	H Alabama A&M	57 46
									212	A UCF	39 41
									212	H UCF	61 54
									222	A East Carolina	44 39
									222	H East Carolina	58 47
									233	H Western Ky.	58 36
									247	A Clemson	51 36
									272	N East Tenn. St.	59 47
									290	A Austin Peay	49 45
									297	A Morehead St.	70 47
									308	A UNC Greensboro	72 42
									316	A Houston	67 43
									323	H Southeast Mo. St.	64 41
LAST 12 Division I GAMES:											
44	N UTEP	49 60	179	H SMU	50 46						
177	N Rice	72 46	212	A UCF	39 41						
44	H UTEP	45 47	222	H East Carolina	58 47						
195	A Southern Miss.	53 55	174	A Marshall	50 45						
80	A Memphis	56 71	195	H Southern Miss.	65 59						
174	H Marshall	37 40	166	A Tulsa	47 40						

Non-Div I Games:

UAB

Average RPI Win:	199	WON-LOST	WINNING	LAST 12	STRENGTH OF	OPP. STRENGTH	TEAM	ADJ.	CONF.	ADJ CONF.
Average RPI Loss:	112	RECORD	PCT. RANK	GAMES	SCHEDULE	OF SCHEDULE	RPI	RPI	RPI	RPI
DIV. I ONLY	20- 12	92	10- 2	88	164	94	94	18	18	
DIV. I NON-CONF.	5- 8	221	0- 0	26	126	155	155	16	16	
TOTALS	RPI 1-25	RPI 26-50	W-L RECORDS	RPI 51-100	RPI 101-150	RPI 150+				
20- 12	0- 1	1- 1	OVERALL	0- 4	2- 2	17- 4				
11- 5	0- 1	0- 0	HOME	0- 2	1- 1	10- 1				
6- 7	0- 0	0- 1	AWAY	0- 2	1- 1	5- 3				
3- 0	0- 0	1- 0	NEUTRAL	0- 0	0- 0	2- 0				
5- 8	0- 1	0- 0	NON-CONFERENCE	0- 4	0- 1	5- 2				
4- 4	0- 1	0- 0	HOME	0- 2	0- 0	4- 1				
1- 4	0- 0	0- 0	AWAY	0- 2	0- 1	1- 1				
0- 0	0- 0	0- 0	NEUTRAL	0- 0	0- 0	0- 0				
15- 4	0- 0	1- 1	CONFERENCE	0- 0	2- 1	12- 2				
7- 1	0- 0	0- 0	HOME	0- 0	1- 1	6- 0				
5- 3	0- 0	0- 1	AWAY	0- 0	1- 0	4- 2				
3- 0	0- 0	1- 0	NEUTRAL	0- 0	0- 0	2- 0				

RPI 1-25				RPI 26-50				RPI 51-100				Team's RPI: 94	RPI 101+			
RPI	S	Opponent	Score	RPI	S	Opponent	Score	RPI	S	Opponent	Score		RPI	S	Opponent	Score
8	H	Texas A&M	54 83	37	A	Middle Tenn.	51 59	55	A	South Dakota St.	55 64		116	A	Oral Roberts	63 78
				37	N	Middle Tenn.	71 70	55	H	South Dakota St.	49 60		128	A	Denver	53 51
								56	A	Missouri St.	50 73		128	H	Denver	50 60
								80	H	Memphis	66 81		133	H	FIU	63 58
													152	H	Seattle	72 63
													163	H	Fla. Atlantic	60 38
													163	N	Fla. Atlantic	59 42
													166	H	Tulsa	52 48
													171	A	Louisiana Tech	48 64
													176	H	South Ala.	55 43
													176	N	South Ala.	60 54
													177	A	Rice	67 47
													179	H	SMU	60 69
													195	H	Southern Miss.	70 44
													208	A	North Texas	57 64
													208	H	North Texas	52 39
													209	H	Nicholls St.	62 48
													230	A	Arkansas St.	64 57
													230	H	Arkansas St.	59 43
													233	A	Western Ky.	61 50
													248	A	La.-Monroe	54 58
													248	H	La.-Monroe	52 46
													304	A	La.-Lafayette	55 41
													304	H	La.-Lafayette	56 45
													338	A	Troy	59 40
LAST 12 Division I GAMES:																
				37	N	Middle Tenn.	71 70	133	H	FIU	63 58					
				163	N	Fla. Atlantic	59 42	37	A	Middle Tenn.	51 59					
				176	N	South Ala.	60 54	304	A	La.-Lafayette	55 41					
				230	H	Arkansas St.	59 43	248	H	La.-Monroe	52 46					
				208	H	North Texas	52 39	128	H	Denver	50 60					
				338	A	Troy	59 40	176	H	South Ala.	55 43					

Non-Div I Games:

UALR

■ Loss,
 ■ Non-Conf,
 S Site,
 ■ Home
 ■ Away
 N Neutral

Average RPI Win: 201		WON-LOST	WINNING	LAST 12	STRENGTH OF		OPP. STRENGTH	TEAM	ADJ.	CONF.	ADJ CONF.
Average RPI Loss: 168		RECORD	PCT. RANK	GAMES	SCHEDULE		OF SCHEDULE	RPI	RPI	RPI	RPI
DIV. I ONLY		17- 12	118	6- 6	178		202	146	146	21	21
DIV. I NON-CONF.		8- 4	88	0- 0	104		125	67	67	19	19
TOTALS		RPI 1-25	RPI 26-50		W-L RECORDS		RPI 51-100	RPI 101-150		RPI 150+	
17- 12	0- 1	0- 0		OVERALL		1- 1	4- 1		12- 9		
9- 4	0- 0	0- 0		HOME		0- 0	2- 1		7- 3		
7- 7	0- 1	0- 0		AWAY		1- 1	1- 0		5- 5		
1- 1	0- 0	0- 0		NEUTRAL		0- 0	1- 0		0- 1		
8- 4	0- 1	0- 0		NON-CONFERENCE		1- 1	2- 0		5- 2		
4- 0	0- 0	0- 0		HOME		0- 0	1- 0		3- 0		
3- 3	0- 1	0- 0		AWAY		1- 1	0- 0		2- 1		
1- 1	0- 0	0- 0		NEUTRAL		0- 0	1- 0		0- 1		
9- 8	0- 0	0- 0		CONFERENCE		0- 0	2- 1		7- 7		
5- 4	0- 0	0- 0		HOME		0- 0	1- 1		4- 3		
4- 4	0- 0	0- 0		AWAY		0- 0	1- 0		3- 4		
0- 0	0- 0	0- 0		NEUTRAL		0- 0	0- 0		0- 0		

RPI 1-25					
RPI	S	Opponent	Score		
2	A	Stanford	44	93	
RPI 26-50					
RPI	S	Opponent	Score		
RPI 51-100					
RPI	S	Opponent	Score		
51	A	St. Mary's (CA)	58	75	
92	A	Washington	69	68	
RPI 101+					
RPI	S	Opponent	Score		
111	H	Wichita St.	62	47	
125	A	Pacific	65	61	
125	H	Pacific	59	51	
125	H	Pacific	51	59	
128	N	Denver	60	51	
152	A	Seattle	66	62	
155	A	Cal Poly	65	87	
155	H	Cal Poly	65	61	
167	A	UC Santa Barbara	51	47	
167	H	UC Santa Barbara	56	60	
170	A	Cal St. Northridge	60	63	
170	H	Cal St. Northridge	55	53	
181	A	Santa Clara	78	81	
192	N	Portland St.	57	68	
228	A	UC Irvine	54	60	
228	H	UC Irvine	59	68	
232	H	Sacramento St.	68	57	
237	A	Long Beach St.	55	67	
237	H	Long Beach St.	78	62	
250	A	Hawaii	62	57	
282	H	San Francisco	64	50	
285	A	Cal St. Fullerton	57	55	
285	H	Cal St. Fullerton	50	58	
289	H	San Jose St.	80	60	
310	A	UC Riverside	70	53	
310	H	UC Riverside	67	46	
Team's RPI: 146					
LAST 12 Division I GAMES:					
125	H	Pacific	51	59	
167	H	UC Santa Barbara	56	60	
155	H	Cal Poly	65	61	
125	A	Pacific	65	61	
170	A	Cal St. Northridge	60	63	
237	A	Long Beach St.	55	67	
310	H	UC Riverside	67	46	
228	H	UC Irvine	59	68	
285	A	Cal St. Fullerton	57	55	
155	A	Cal Poly	65	87	
167	A	UC Santa Barbara	51	47	
125	H	Pacific	59	51	

Non-Div I Games:

UC Davis

Loss, Non-Conf, S Site, H Home A Away N Neutral

Average RPI Win:	207	WON-LOST	WINNING	LAST 12	STRENGTH OF	OPP. STRENGTH	TEAM	ADJ.	CONF.	ADJ CONF.
Average RPI Loss:	185	RECORD	PCT. RANK	GAMES	SCHEDULE	OF SCHEDULE	RPI	RPI	RPI	RPI
DIV. I ONLY	13- 17	207	5- 7	236	240	228	228	21	21	
DIV. I NON-CONF.	4- 9	256	0- 1	252	238	284	284	19	19	
TOTALS	RPI 1-25	RPI 26-50	W-L RECORDS	RPI 51-100	RPI 101-150	RPI 150+				
13- 17	0- 0	0- 0	OVERALL	0- 1	3- 4	10- 12				
7- 7	0- 0	0- 0	HOME	0- 1	2- 1	5- 5				
4- 10	0- 0	0- 0	AWAY	0- 0	1- 3	3- 6				
2- 0	0- 0	0- 0	NEUTRAL	0- 0	0- 0	2- 0				
4- 9	0- 0	0- 0	NON-CONFERENCE	0- 1	0- 3	4- 5				
2- 3	0- 0	0- 0	HOME	0- 1	0- 1	2- 1				
0- 6	0- 0	0- 0	AWAY	0- 0	0- 2	0- 4				
2- 0	0- 0	0- 0	NEUTRAL	0- 0	0- 0	2- 0				
9- 8	0- 0	0- 0	CONFERENCE	0- 0	3- 1	6- 7				
5- 4	0- 0	0- 0	HOME	0- 0	2- 0	3- 4				
4- 4	0- 0	0- 0	AWAY	0- 0	1- 1	3- 3				
0- 0	0- 0	0- 0	NEUTRAL	0- 0	0- 0	3- 0				

RPI S	Opponent	Score	RPI S	Opponent	Score	RPI S	Opponent	Score	RPI S	Opponent	Score	Team's RPI: 228
						93 H	San Diego St.	57 76	110 A	Northern Colo.	56 71	
									125 A	Pacific	63 87	
									125 H	Pacific	77 75	
									139 A	Oregon	77 89	
									146 A	UC Davis	68 59	
									146 H	UC Davis	60 54	
									148 H	Utah St.	64 69	
									152 H	Seattle	58 86	
									155 A	Cal Poly	62 60	
									155 H	Cal Poly	63 76	
									167 A	UC Santa Barbara	61 53	
									167 H	UC Santa Barbara	51 61	
									167 H	UC Santa Barbara	72 65	
									170 A	Cal St. Northridge	49 55	
									170 H	Cal St. Northridge	59 80	
									181 H	Santa Clara	88 82	
									183 A	Portland	56 64	
									192 A	Portland St.	76 80	
									209 N	Nicholls St.	62 48	
									226 A	Wyoming	42 51	
									232 H	Sacramento St.	81 75	
									237 A	Long Beach St.	51 63	
									237 H	Long Beach St.	86 61	
									279 A	CSU Bakersfield	92 104	
									285 A	Cal St. Fullerton	44 58	
									285 H	Cal St. Fullerton	73 68	
LAST 12 Division I GAMES:												
167 H	UC Santa Barbara	51 61	146 A	UC Davis	68 59							
310 A	UC Riverside	65 60	170 H	Cal St. Northridge	59 80							
285 A	Cal St. Fullerton	44 58	237 H	Long Beach St.	86 61							
167 H	UC Santa Barbara	72 65	310 H	UC Riverside	67 70							
155 H	Cal Poly	63 76	152 H	Seattle	58 86							
125 A	Pacific	63 87	285 H	Cal St. Fullerton	73 68							

Non-Div I Games:

UC Irvine

■ Loss,
 ■ Non-Conf,
 ■ S Site,
 ■ H Home
 ■ A Away
 N Neutral

RPI	S	Opponent	Score	
310	A	UC Riverside	65	60
310	H	UC Riverside	67	70
333	N	Weber St.	57	54

UC Irvine

U
C
I
r
v
i
n
e

U
C
I
r
v
i
n
e

UC Riverside

Through Games Of Sunday, March 11, 2012

Average RPI Win:	258	WON-LOST	WINNING	LAST 12	STRENGTH OF	OPP. STRENGTH	TEAM	ADJ.	CONF.	ADJ CONF.
Average RPI Loss:	170	RECORD	PCT. RANK	GAMES	SCHEDULE	OF SCHEDULE	RPI	RPI	RPI	RPI
DIV. I ONLY	5- 24	320	3- 9	185	235	310	310	21	21	
DIV. I NON-CONF.	2- 11	309	0- 2	195	211	297	297	19	19	
TOTALS	RPI 1-25	RPI 26-50	W-L RECORDS	RPI 51-100	RPI 101-150	RPI 150+				
5- 24	0- 1	0- 0	OVERALL	0- 2	0- 7	5- 14				
3- 8	0- 0	0- 0	HOME	0- 1	0- 2	3- 5				
2- 16	0- 1	0- 0	AWAY	0- 1	0- 5	2- 9				
0- 0	0- 0	0- 0	NEUTRAL	0- 0	0- 0	0- 0				
2- 11	0- 1	0- 0	NON-CONFERENCE	0- 2	0- 3	2- 5				
1- 2	0- 0	0- 0	HOME	0- 1	0- 0	1- 1				
1- 9	0- 1	0- 0	AWAY	0- 1	0- 3	1- 4				
0- 0	0- 0	0- 0	NEUTRAL	0- 0	0- 0	0- 0				
3- 13	0- 0	0- 0	CONFERENCE	0- 0	0- 4	3- 9				
2- 6	0- 0	0- 0	HOME	0- 0	0- 2	2- 4				
1- 7	0- 0	0- 0	AWAY	0- 0	0- 2	1- 5				
0- 0	0- 0	0- 0	NEUTRAL	0- 0	0- 0	0- 0				

RPI	S	Opponent	Score	RPI	S	Opponent	Score	RPI	S	Opponent	Score	RPI	S	Opponent	Score	Team's RPI: 310
21	A	Gonzaga	56 83					64	H	Fresno St.	62 67	106	A	Washington St.	35 74	
								65	A	Arizona St.	46 66	122	A	UNLV	36 64	
												125	A	Pacific	46 63	
												125	H	Pacific	59 80	
												146	A	UC Davis	46 67	
												146	H	UC Davis	53 70	
												148	A	Utah St.	68 71	
												152	A	Seattle	42 64	
												155	A	Cal Poly	43 71	
												155	H	Cal Poly	47 69	
												167	A	UC Santa Barbara	43 63	
												167	H	UC Santa Barbara	43 53	
												170	A	Cal St. Northridge	55 63	
												170	H	Cal St. Northridge	58 64	
												228	A	UC Irvine	70 67	
												228	H	UC Irvine	60 65	
												237	A	Long Beach St.	59 70	
												237	H	Long Beach St.	75 71	
												245	A	Boise St.	58 68	
												260	A	Idaho	70 57	
												279	A	CSU Bakersfield	66 72	
												279	H	CSU Bakersfield	76 62	
												285	A	Cal St. Fullerton	43 66	
												285	H	Cal St. Fullerton	69 65	
												295	A	Northern Ariz.	59 67	
												304	H	La.-Lafayette	56 59	
LAST 12 Division I GAMES:																
228	H	UC Irvine	60 65	125	A	Pacific	46 63									
152	A	Seattle	42 64	237	H	Long Beach St.	75 71									
285	A	Cal St. Fullerton	43 66	170	H	Cal St. Northridge	58 64									
155	H	Cal Poly	47 69	228	A	UC Irvine	70 67									
167	H	UC Santa Barbara	43 53	285	H	Cal St. Fullerton	69 65									
146	A	UC Davis	46 67	279	A	CSU Bakersfield	66 72									

Non-Div I Games:

UC Riverside

■ Loss,
■ Non-Conf,
■ S Site,
■ H Home
■ A Away
N Neutral

Average RPI Win:	210	WON-LOST	WINNING	LAST 12	STRENGTH OF	OPP. STRENGTH	TEAM	ADJ.	CONF.	ADJ CONF.
Average RPI Loss:	162	RECORD	PCT. RANK	GAMES	SCHEDULE	OF SCHEDULE	RPI	RPI	RPI	RPI
DIV. I ONLY	17- 15	153	9- 3	204	201	167	167	21	21	
DIV. I NON-CONF.	6- 7	180	1- 0	160	117	185	185	19	19	
TOTALS	RPI 1-25	RPI 26-50	W-L RECORDS	RPI 51-100	RPI 101-150	RPI 150+				
17- 15	0- 0	1- 1	OVERALL	1- 1	3- 5	12- 8				
9- 6	0- 0	0- 0	HOME	1- 1	1- 3	7- 2				
6- 9	0- 0	1- 1	AWAY	0- 0	1- 2	4- 6				
2- 0	0- 0	0- 0	NEUTRAL	0- 0	1- 0	1- 0				
6- 7	0- 0	1- 1	NON-CONFERENCE	1- 1	1- 2	3- 3				
5- 2	0- 0	0- 0	HOME	1- 1	1- 1	3- 0				
1- 5	0- 0	1- 1	AWAY	0- 0	0- 1	0- 3				
0- 0	0- 0	0- 0	NEUTRAL	0- 0	0- 0	0- 0				
11- 8	0- 0	0- 0	CONFERENCE	0- 0	2- 3	9- 5				
4- 4	0- 0	0- 0	HOME	0- 0	0- 2	4- 2				
5- 4	0- 0	0- 0	AWAY	0- 0	1- 1	4- 3				
2- 0	0- 0	0- 0	NEUTRAL	0- 0	1- 0	1- 0				

RPI S	Opponent	Score	RPI S	Opponent	Score	RPI S	Opponent	Score	RPI S	Opponent	Score	Team's RPI: 167
38	A Southern California	39 50	51	H St. Mary's (CA)	61 52	110	A Northern Colo.	39 44				
44	A UTEP	49 48	92	H Washington	37 46	122	H UNLV	44 46				
						125	A Pacific	40 60				
						125	H Pacific	48 52				
						125	N Pacific	84 66				
						138	H Pepperdine	54 44				
						146	A UC Davis	60 56				
						146	H UC Davis	47 51				
						152	A Seattle	55 60				
						155	A Cal Poly	58 61				
						155	H Cal Poly	52 67				
						170	A Cal St. Northridge	71 67				
						170	H Cal St. Northridge	61 44				
						192	A Portland St.	51 65				
						228	A UC Irvine	65 72				
						228	A UC Irvine	61 51				
						228	H UC Irvine	53 61				
						237	A Long Beach St.	34 46				
						237	H Long Beach St.	47 35				
						237	N Long Beach St.	63 54				
						267	H Loyola Marymount	66 49				
						279	H CSU Bakersfield	57 49				
						282	H San Francisco	60 41				
						285	A Cal St. Fullerton	39 37				
						285	H Cal St. Fullerton	52 39				
						310	A UC Riverside	53 43				
LAST 12 Division I GAMES:												
237	N	Long Beach St.	63	54	170	H	Cal St. Northridge	61	44			
125	N	Pacific	84	66	228	A	UC Irvine	65	72			
228	A	UC Irvine	61	51	310	A	UC Riverside	53	43			
146	A	UC Davis	60	56	279	H	CSU Bakersfield	57	49			
125	A	Pacific	40	60	285	H	Cal St. Fullerton	52	39			
237	H	Long Beach St.	47	35	155	H	Cal Poly	52	67			

Non-Div I Games:

UC Santa Barbara

■ Loss,
 ■ Non-Conf,
 ■ S Site,
 ■ Home
 ■ A Away
 N Neutral

RPI	S	Opponent	Score	
310	H	UC Riverside	63	43
320	A	New Mexico St.	51	52

Average RPI Win:	213	WON-LOST	WINNING	LAST 12	STRENGTH OF	OPP. STRENGTH	TEAM	ADJ.	CONF.	ADJ CONF.
Average RPI Loss:	131	RECORD	PCT. RANK	GAMES	SCHEDULE	OF SCHEDULE	RPI	RPI	RPI	RPI
DIV. I ONLY	12- 17	220	4- 8	116	146	212	212	11	11	
DIV. I NON-CONF.	5- 7	208	0- 0	106	250	241	241	12	12	
TOTALS	RPI 1-25	RPI 26-50	W-L RECORDS	RPI 51-100	RPI 101-150	RPI 150+				
12- 17	0- 1	0- 1	OVERALL	1- 5	1- 3	10- 7				
10- 8	0- 0	0- 0	HOME	1- 2	1- 3	8- 3				
2- 8	0- 1	0- 1	AWAY	0- 3	0- 0	2- 3				
0- 1	0- 0	0- 0	NEUTRAL	0- 0	0- 0	0- 1				
5- 7	0- 1	0- 0	NON-CONFERENCE	0- 1	1- 3	4- 2				
5- 5	0- 0	0- 0	HOME	0- 1	1- 3	4- 1				
0- 2	0- 1	0- 0	AWAY	0- 0	0- 0	0- 1				
0- 0	0- 0	0- 0	NEUTRAL	0- 0	0- 0	0- 0				
7- 10	0- 0	0- 1	CONFERENCE	1- 4	0- 0	6- 5				
5- 3	0- 0	0- 0	HOME	1- 1	0- 0	4- 2				
2- 6	0- 0	0- 1	AWAY	0- 3	0- 0	2- 2				
0- 1	0- 0	0- 0	NEUTRAL	0- 0	0- 0	0- 1				

RPI 1-25				RPI 26-50				RPI 51-100				RPI 101+ Team's RPI: 212			
RPI	S	Opponent	Score	RPI	S	Opponent	Score	RPI	S	Opponent	Score	RPI	S	Opponent	Score
3	A	Notre Dame	38 90	44	A	UTEP	38 67	57	H	Fla. Gulf Coast	36 75	101	H	Florida St.	47 60
								72	A	Tulane	52 64	103	H	Hartford	46 55
								80	A	Memphis	57 65	133	H	FIU	46 61
								80	H	Memphis	54 61	144	H	Florida A&M	67 51
								99	A	UAB	54 61	166	H	Tulsa	54 48
								99	H	UAB	41 39	174	A	Marshall	55 44
												174	H	Marshall	60 69
												176	A	South Ala.	76 89
												177	H	Rice	65 63
												179	H	SMU	48 60
												195	A	Southern Miss.	74 60
												195	H	Southern Miss.	65 47
												195	N	Southern Miss.	49 71
												200	H	Fordham	57 70
												222	A	East Carolina	50 65
												222	H	East Carolina	59 53
												224	H	Virginia Tech	41 32
												306	H	Bethune-Cookman	66 49
												316	A	Houston	53 66
												324	H	Savannah St.	62 48
												325	H	Mercer	72 43
LAST 12 Division I GAMES:															
195	N	Southern Miss.	49 71	99	H	UAB	41 39	80	A	Memphis	57 65				
174	H	Marshall	60 69	166	H	Tulsa	54 48	44	A	UTEP	38 67				
316	A	Houston	53 66	179	H	SMU	48 60	174	A	Marshall	55 44				
222	A	East Carolina	50 65												
80	H	Memphis	54 61												
195	A	Southern Miss.	74 60												

Non-Div I Games:

UCF

■ Loss,
 ■ Non-Conf,
 S Site,
 ■ Home
 ■ Away
 N Neutral

Average RPI Win:	128	WON-LOST	WINNING	LAST 12	STRENGTH OF	OPP. STRENGTH	TEAM	ADJ.	CONF.	ADJ CONF.
Average RPI Loss:	59	RECORD	PCT. RANK	GAMES	SCHEDULE	OF SCHEDULE	RPI	RPI	RPI	RPI
DIV. I ONLY	14- 16	186	6- 6	11	33	71	71	4	4	
DIV. I NON-CONF.	5- 6	191	0- 0	8	21	58	58	4	4	
TOTALS	RPI 1-25	RPI 26-50	W-L RECORDS	RPI 51-100	RPI 101-150	RPI 150+				
14- 16	0- 5	1- 5	OVERALL	6- 2	3- 2	4- 2				
9- 4	0- 2	1- 1	HOME	5- 0	1- 1	2- 0				
4- 10	0- 3	0- 3	AWAY	1- 2	2- 1	1- 1				
1- 2	0- 0	0- 1	NEUTRAL	0- 0	0- 0	1- 1				
5- 6	0- 3	0- 2	NON-CONFERENCE	2- 1	0- 0	3- 0				
3- 1	0- 1	0- 0	HOME	2- 0	0- 0	1- 0				
1- 4	0- 2	0- 1	AWAY	0- 1	0- 0	1- 0				
1- 1	0- 0	0- 1	NEUTRAL	0- 0	0- 0	1- 0				
9- 10	0- 2	1- 3	CONFERENCE	4- 1	3- 2	1- 2				
6- 3	0- 1	1- 1	HOME	3- 0	1- 1	1- 0				
3- 6	0- 1	0- 2	AWAY	1- 1	2- 1	0- 1				
0- 1	0- 0	0- 0	NEUTRAL	0- 0	0- 0	0- 1				

RPI 1-25				RPI 26-50				RPI 51-100 Team's RPI: 71				RPI 101+			
RPI	S	Opponent	Score	RPI	S	Opponent	Score	RPI	S	Opponent	Score	RPI	S	Opponent	Score
1	A	Baylor	50 83	29	A	California	58 67	58	A	Saint Joseph's	60 64	106	A	Washington St.	65 76
2	A	Stanford	59 82	29	H	California	60 55	65	A	Arizona St.	64 48	106	H	Washington St.	73 52
2	H	Stanford	50 77	38	A	Southern California	54 66	65	H	Arizona St.	53 38	109	A	Utah	65 60
5	H	Tennessee	64 85	38	H	Southern California	43 47	82	H	McNeese St.	67 59	114	A	Colorado	62 54
18	A	LSU	41 58	39	N	West Virginia	54 63	83	H	Oregon St.	69 60	139	H	Oregon	62 83
				46	A	Temple	53 59	92	A	Washington	59 67	162	A	Arizona	66 74
								92	H	Washington	79 73	162	H	Arizona	72 58
								93	H	San Diego St.	78 71	162	N	Arizona	57 61
												214	H	Tennessee Tech	74 52
												267	A	Loyola Marymount	84 43
												307	N	Colgate	68 48
LAST 12 Division I GAMES:															
162	N	Arizona	57 61	2	A	Stanford	59 82								
92	A	Washington	59 67	29	A	California	58 67								
106	A	Washington St.	65 76	106	H	Washington St.	73 52								
162	H	Arizona	72 58	92	H	Washington	79 73								
65	H	Arizona St.	53 38	114	A	Colorado	62 54								
38	A	Southern California	54 66	109	A	Utah	65 60								

Non-Div I Games:

UCLA

■ Loss,
 ■ Non-Conf, S Site,
 ■ Home
 ■ Away
 N Neutral

U
M
B
C

UMBC

Average RPI Win: 223

Average RPI Loss: 107

WON-LOST
RECORD

WINNING
PCT. RANK

LAST 12
GAMES

STRENGTH OF
SCHEDULE

OPP. STRENGTH
OF SCHEDULE

TEAM
RPI

ADJ.
RPI

CONF.
RPI

ADJ CONF.
RPI

DIV. I ONLY

DIV. I NON-CONF.

TOTALS

RPI 1-25

RPI 26-50

W-L RECORDS

RPI 51-100

RPI 101-150

RPI 150+

17- 15

9- 4

6- 10

2- 1

6- 7

3- 2

3- 4

0- 1

11- 8

6- 2

3- 6

2- 0

0- 2

0- 2

0- 0

0- 0

0- 2

0- 2

0- 0

0- 0

0- 0

0- 0

0- 0

0- 0

0- 0

0- 0

0- 0

OVERALL

HOME

AWAY

NEUTRAL

NON-CONFERENCE

HOME

AWAY

NEUTRAL

CONFERENCE

HOME

AWAY

NEUTRAL

1- 6

0- 2

0- 4

1- 0

0- 1

0- 0

0- 1

0- 0

1- 5

0- 2

0- 3

1- 0

2- 3

1- 0

1- 3

0- 0

1- 2

0- 0

1- 2

0- 0

14- 4

8- 0

5- 3

1- 1

5- 2

3- 0

2- 1

0- 1

9- 2

5- 0

3- 2

1- 0

123

66

59

56

64

68

62

53

46

75

65

57

58

60

50

57

55

44

51

47

69

61

65

75

59

65

59

61

61

61

61

61

61

61

61

61

61

61

61

61

61

61

61

61

61

61

61

61

61

61

61

61

61

61

61

61

61

61

61

61

61

61

61

61

61

61

61

61

61

61

61

61

61

61

61

61

61

61

61

61

61

61

61

61

61

61

61

61

61

61

61

61

61

61

61

61

61

61

61

61

61

61

61

61

61

61

61

61

61

61

61

61

61

61

61

61

61

61

61

61

61

61

61

61

61

61

61

61

61

61

61

61

61

61

61

61

61

61

61

61

61

61

61

61

61

61

61

61

61

61

61

61

61

61

61

61

61

61

61

61

61

61

61

61

61

61

61

61

61

61

61

61

61

61

61

61

61

61

61

61

61

61

61

61

61

61

61

61

61

61

61

61

61

61

61

61

61

61

61

61

61

61

61

61

61

61

61

61

61

61

61

61

61

61

61

61

61

61

61

61

61

61

61

61

61

61

61

61

61

61

61

61

61

61

61

61

61

61

61

61

61

61

61

61

61

61

61

61

61

61

61

61

61

61

61

61

61

61

61

61

61

61

61

61

61

61

61

61

61

61

61

61

61

61

61

61

61

61

61

61

61

61

61

61

61

61

61

61

61

61

61

61

61

61

61

61

61

61

61

61

61

61

61

61

61

61

61

61

61

61

61

61

61

61

61

61

61

61

61

61

61

61

61

61

61

61

61

61

61

61

61

61

61

61

61

61

61

61

61

61

61

61

61

61

61

61

61

61

61

61

61

61

61

61

61

61

61

61

61

61

61

61

61

61

61

61

61

61

61

61

61

61

61

61

61

61

61

61

61

61

61

61

61

61

61

61

61

61

61

61

61

61

61

61

61

61

61

61

61

61

61

61

61

61

61

61

61

61

61

61

61

61

61

61

61

61

61

61

61

61

61

61

61

61

61

61

61

61

61

61

61

61

61

61

61

61

61

61

61

61

61

61

61

61

61

61

61

61

61

61

61

61

61

61

61

61

61

61

61

61

61

61

61

61

61

61

61

61

61

61

61

61

61

61

61

61

61

61

61

61

61

61

61

61

61

61

61

61

61

61

61

61

61

61

61

61

61

61

61

61

61

61

61

61

61

61

61

61

61

61

61

61

61

61

61

61

61

61

61

61

61

61

61

61

61

61

61

61

61

61

61

61

61

61

61

61

61

61

61

61

61

61

61

61

61

61

61

61

61

61

61

61

61

61

61

61

61

61

61

61

61

61

61

61

61

61

61

61

61

61

61

61

61

61

61

61

61

61

61

61

61

61

61

61

61

61

61

61

61

61

61

61

61

61

61

61

61

61

61

61

61

61

61

61

61

61

61

61

61

61

61

61

61

61

61

61

61

61

61

61

61

61

61

61

61

61

61

61

61

61

61

61

61

61

61

61

61

61

61

61

61

61

61

61

61

61

61

61

61

61

61

61

61

61

61

61

61

61

61

61

61

61

61

61

61

61

61

61

61

61

61

61

61

61

61

61

61

61

61

61

61

61

61

61

61

61

61

61

61

61

61

61

61

61

61

61

61

61

61

61

61

61

61

61

61

61

61

61

61

61

61

61

61

61

61

61

61

61

61

61

61

61

61

61

61

61

61

61

61

61

61

61

61

61

61

61

61

61

61

61

61

61

61

61

61

61

61

61

61

61

61

61

61

61

61

61

61

61

61

61

61

61

61

61

61

61

61

61

61

61

61

61

61

61

61

61

61

61

61

61

61

61

61

61

61

61

61

61

61

61

61

61

61

61

61

61

61

61

61

61

61

61

61

61

61

61

61

61

61

61

61

61

61

61

61

61

61

61

61

61

61

61

61

61

61

61

61

61

61

61</

Non-Div I Games:

UMBC

Loss, Non-Conf, S Site, H Home A Away N Neutral

Average RPI Win:	231	WON-LOST	WINNING	LAST 12	STRENGTH OF	OPP. STRENGTH	TEAM	ADJ.	CONF.	ADJ CONF.
Average RPI Loss:	123	RECORD	PCT. RANK	GAMES	SCHEDULE	OF SCHEDULE	RPI	RPI	RPI	RPI
DIV. I ONLY	20- 11	82	8- 4	275	166	150	150	19	19	
DIV. I NON-CONF.	7- 3	85	0- 0	255	165	111	111	11	11	
TOTALS	RPI 1-25	RPI 26-50	W-L RECORDS	RPI 51-100	RPI 101-150	RPI 150+				
20- 11	0- 0	1- 0	OVERALL	2- 6	1- 2	16- 3				
10- 3	0- 0	0- 0	HOME	1- 1	1- 1	8- 1				
6- 7	0- 0	1- 0	AWAY	0- 4	0- 1	5- 2				
4- 1	0- 0	0- 0	NEUTRAL	1- 1	0- 0	3- 0				
7- 3	0- 0	1- 0	NON-CONFERENCE	1- 2	0- 1	5- 0				
3- 1	0- 0	0- 0	HOME	0- 0	0- 1	3- 0				
2- 2	0- 0	1- 0	AWAY	0- 2	0- 0	1- 0				
2- 0	0- 0	0- 0	NEUTRAL	1- 0	0- 0	1- 0				
13- 8	0- 0	0- 0	CONFERENCE	1- 4	1- 1	11- 3				
7- 2	0- 0	0- 0	HOME	1- 1	1- 0	5- 1				
4- 5	0- 0	0- 0	AWAY	0- 2	0- 1	4- 2				
2- 1	0- 0	0- 0	NEUTRAL	0- 1	0- 0	2- 0				

RPI S	Opponent	Score	RPI S	Opponent	Score	RPI S	Opponent	Score	RPI S	Opponent	Score	Team's RPI: 150
49	A Eastern Mich.	70 68	52	A Kansas	52 77	112	H VCU	70 78				
			55	A South Dakota St.	62 75	116	A Oral Roberts	70 83				
			55	H South Dakota St.	73 79	116	H Oral Roberts	92 79				
			55	N South Dakota St.	77 78	231	A Saint Louis	70 67				
			61	A Texas Tech	67 94	236	A Western Ill.	84 69				
			87	A South Dakota	54 60	236	H Western Ill.	63 66				
			87	H South Dakota	61 49	236	N Western Ill.	71 56				
			90	N Central Ark.	64 60	240	A Oakland	65 71				
						240	H Oakland	63 54				
						240	N Oakland	72 59				
						248	N La.-Monroe	76 70				
						251	A North Dakota St.	76 58				
						251	H North Dakota St.	68 64				
						254	A IUPUI	58 56				
						254	H IUPUI	63 55				
						274	H North Florida	100 63				
						284	A IPFW	76 82				
						284	H IPFW	79 62				
						309	A Southern Utah	64 46				
						309	H Southern Utah	81 61				
						320	H New Mexico St.	68 57				
						342	H Houston Baptist	92 45				
LAST 12 Division I GAMES:												
			55	N South Dakota St.	77 78	236	A Western Ill.	84 69				
			236	N Western Ill.	71 56	251	H North Dakota St.	68 64				
			240	N Oakland	72 59	55	H South Dakota St.	73 79				
			240	H Oakland	63 54	87	A South Dakota	54 60				
			284	H IPFW	79 62	309	A Southern Utah	64 46				
			254	A IUPUI	58 56	116	A Oral Roberts	70 83				

Non-Div I Games: Neb. Omaha 74 64 Northwest Mo. St. 95 72

UMKC

Loss, Non-Conf, S Site, H Home A Away N Neutral

UNC Asheville

Through Games Of Sunday, March 11, 2012

Average RPI Win:	287	WON-LOST	WINNING	LAST 12	STRENGTH OF	OPP. STRENGTH	TEAM	ADJ.	CONF.	ADJ CONF.
Average RPI Loss:	199	RECORD	PCT. RANK	GAMES	SCHEDULE	OF SCHEDULE	RPI	RPI	RPI	RPI
DIV. I ONLY	4- 23	327	0- 12	246	332	332	332	26	26	
DIV. I NON-CONF.	1- 7	318	0- 0	271	342	334	334	28	28	
TOTALS	RPI 1-25	RPI 26-50	W-L RECORDS	RPI 51-100	RPI 101-150	RPI 150+				
4- 23	0- 0	0- 0	OVERALL	0- 4	0- 0	4- 19				
4- 8	0- 0	0- 0	HOME	0- 2	0- 0	4- 6				
0- 14	0- 0	0- 0	AWAY	0- 1	0- 0	0- 12				
0- 1	0- 0	0- 0	NEUTRAL	0- 1	0- 0	0- 0				
1- 7	0- 0	0- 0	NON-CONFERENCE	0- 1	0- 0	1- 6				
1- 2	0- 0	0- 0	HOME	0- 1	0- 0	1- 1				
0- 5	0- 0	0- 0	AWAY	0- 0	0- 0	0- 5				
0- 0	0- 0	0- 0	NEUTRAL	0- 0	0- 0	0- 0				
3- 16	0- 0	0- 0	CONFERENCE	0- 3	0- 0	3- 13				
3- 6	0- 0	0- 0	HOME	0- 1	0- 0	3- 5				
0- 9	0- 0	0- 0	AWAY	0- 1	0- 0	0- 8				
0- 1	0- 0	0- 0	NEUTRAL	0- 1	0- 0	0- 0				

RPI 1-25			RPI 26-50			RPI 51-100				RPI 101+			Team's RPI: 332		
RPI	S	Opponent	Score	RPI	S	Opponent	Score	RPI	S	Opponent	Score	RPI	S	Opponent	Score
								74	H	Appalachian St.	71 85	154	A	High Point	49 89
								96	A	Liberty	53 84	154	H	High Point	56 74
								96	H	Liberty	56 78	169	A	George Mason	59 88
								96	N	Liberty	50 71	182	A	Winthrop	68 84
												182	H	Winthrop	68 79
												187	A	Campbell	62 82
												187	H	Campbell	55 74
												202	A	Furman	59 71
												207	A	Charleston So.	70 88
												207	H	Charleston So.	75 68
												213	A	Radford	67 79
												213	H	Radford	62 72
												234	A	Western Caro.	53 65
												241	A	Presbyterian	54 62
												241	H	Presbyterian	45 62
												264	A	Kennesaw St.	79 83
												280	A	South Carolina St.	82 92
												292	H	S.C. Upstate	66 73
												293	A	Coastal Caro.	58 74
												293	H	Coastal Caro.	69 60
												322	A	Gardner-Webb	52 69
												322	H	Gardner-Webb	74 62
												325	H	Mercer	76 75
LAST 12 Division I GAMES:															
				96	N	Liberty	50 71			182	H	Winthrop	68 79		
				154	H	High Point	56 74			241	H	Presbyterian	45 62		
				187	H	Campbell	55 74			293	A	Coastal Caro.	58 74		
				96	A	Liberty	53 84			207	A	Charleston So.	70 88		
				213	A	Radford	67 79			213	H	Radford	62 72		
				322	A	Gardner-Webb	52 69			96	H	Liberty	56 78		

Non-Div I Games: Brevard 74 62 Winston-Salem 83 74 Montreat 73 64

UNC Asheville

Loss, Non-Conf, S Site, H Home A Away N Neutral

UNC Greensboro

Through Games Of Sunday, March 11, 2012

Average RPI Win:	253	WON-LOST	WINNING	LAST 12	STRENGTH OF	OPP. STRENGTH	TEAM	ADJ.	CONF.	ADJ CONF.
Average RPI Loss:	157	RECORD	PCT. RANK	GAMES	SCHEDULE	OF SCHEDULE	RPI	RPI	RPI	RPI
DIV. I ONLY	4- 25	328	1- 11	143	259	308	308	14	14	
DIV. I NON-CONF.	1- 7	318	0- 0	62	306	255	255	20	20	
TOTALS	RPI 1-25	RPI 26-50	W-L RECORDS	RPI 51-100	RPI 101-150	RPI 150+				
4- 25	0- 0	0- 1	OVERALL	0- 10	1- 1	3- 13				
2- 10	0- 0	0- 0	HOME	0- 5	1- 0	1- 5				
2- 13	0- 0	0- 1	AWAY	0- 5	0- 1	2- 6				
0- 2	0- 0	0- 0	NEUTRAL	0- 0	0- 0	0- 2				
1- 7	0- 0	0- 1	NON-CONFERENCE	0- 4	0- 0	1- 2				
0- 2	0- 0	0- 0	HOME	0- 2	0- 0	0- 0				
1- 4	0- 0	0- 1	AWAY	0- 2	0- 0	1- 1				
0- 1	0- 0	0- 0	NEUTRAL	0- 0	0- 0	0- 1				
3- 18	0- 0	0- 0	CONFERENCE	0- 6	1- 1	2- 11				
2- 8	0- 0	0- 0	HOME	0- 3	1- 0	1- 5				
1- 9	0- 0	0- 0	AWAY	0- 3	0- 1	1- 5				
0- 1	0- 0	0- 0	NEUTRAL	0- 0	0- 0	0- 1				

RPI 1-25				RPI 26-50				RPI 51-100				RPI 101+				Team's RPI: 308	
RPI	S	Opponent	Score	RPI	S	Opponent	Score	RPI	S	Opponent	Score	RPI	S	Opponent	Score		
				47	A	Richmond	60 75	59	A	Chattanooga	44 63	104	A	Samford	40 83		
								59	H	Chattanooga	46 63	104	H	Samford	61 53		
								74	A	Appalachian St.	60 79	173	A	Elon	43 57		
								74	H	Appalachian St.	66 81	173	H	Elon	50 69		
								85	A	Davidson	52 71	196	N	Penn	36 47		
								85	H	Davidson	49 58	202	A	Furman	48 53		
								89	A	North Carolina	35 91	202	H	Furman	64 66		
								93	A	San Diego St.	29 57	202	N	Furman	58 63		
								96	H	Liberty	46 61	213	A	Radford	67 75		
								99	H	UAB	42 72	234	A	Western Caro.	29 62		
												234	H	Western Caro.	35 46		
												262	A	Col. of Charleston	60 54		
												262	H	Col. of Charleston	42 52		
												283	A	Wofford	47 62		
												283	H	Wofford	57 65		
												303	A	Ga. Southern	47 59		
												303	H	Ga. Southern	55 54		
												341	A	N.C. Central	70 53		
LAST 12 Division I GAMES:																	
				202	N	Furman	58 63	85	A	Davidson	52 71						
				283	H	Wofford	57 65	173	H	Elon	50 69						
				303	A	Ga. Southern	47 59	234	H	Western Caro.	35 46						
				262	A	Col. of Charleston	60 54	104	A	Samford	40 83						
				85	H	Davidson	49 58	59	A	Chattanooga	44 63						
				74	A	Appalachian St.	60 79	173	A	Elon	43 57						

Non-Div I Games:

UNC Greensboro

Loss, Non-Conf, S Site, H Home A Away N Neutral

UNC Wilmington

Through Games Of Sunday, March 11, 2012

Average RPI Win:	192	WON-LOST	WINNING	LAST 12	STRENGTH OF	OPP. STRENGTH	TEAM	ADJ.	CONF.	ADJ CONF.
Average RPI Loss:	60	RECORD	PCT. RANK	GAMES	SCHEDULE	OF SCHEDULE	RPI	RPI	RPI	RPI
DIV. I ONLY	20- 12	92	7- 5	98	82	77	77	7	7	
DIV. I NON-CONF.	7- 4	98	0- 0	101	103	77	77	7	7	
TOTALS	RPI 1-25	RPI 26-50	W-L RECORDS	RPI 51-100	RPI 101-150	RPI 150+				
20- 12	0- 4	0- 2	OVERALL	1- 3	4- 2	15- 1				
9- 3	0- 1	0- 0	HOME	0- 1	2- 0	7- 1				
9- 6	0- 2	0- 1	AWAY	0- 2	2- 1	7- 0				
2- 3	0- 1	0- 1	NEUTRAL	1- 0	0- 1	1- 0				
7- 4	0- 1	0- 1	NON-CONFERENCE	0- 1	1- 1	6- 0				
3- 0	0- 0	0- 0	HOME	0- 0	0- 0	3- 0				
4- 2	0- 1	0- 0	AWAY	0- 1	1- 0	3- 0				
0- 2	0- 0	0- 1	NEUTRAL	0- 0	0- 1	0- 0				
13- 8	0- 3	0- 1	CONFERENCE	1- 2	3- 1	9- 1				
6- 3	0- 1	0- 0	HOME	0- 1	2- 0	4- 1				
5- 4	0- 1	0- 1	AWAY	0- 1	1- 1	4- 0				
2- 1	0- 1	0- 0	NEUTRAL	1- 0	0- 0	1- 0				

RPI 1-25				RPI 26-50				RPI 51-100				Team's RPI: 77	RPI 101+			
RPI	S	Opponent	Score	RPI	S	Opponent	Score	RPI	S	Opponent	Score		RPI	S	Opponent	Score
7	A	Delaware	37 69	35	A	James Madison	52 63	66	H	Drexel	43 58		106	N	Washington St.	60 72
7	H	Delaware	53 62	37	N	Middle Tenn.	60 79	68	A	Hofstra	55 66		108	A	Towson	76 61
7	N	Delaware	39 66					68	N	Hofstra	94 87		108	H	Towson	53 51
10	A	Duke	45 107					86	A	North Carolina St.	64 83		112	A	VCU	53 65
													112	H	VCU	57 56
													134	A	Charlotte	74 73
													169	H	George Mason	61 53
													180	A	Old Dominion	76 54
													180	H	Old Dominion	57 59
													187	H	Campbell	79 73
													203	H	Xavier	59 52
													205	A	Northeastern	69 64
													205	H	Northeastern	60 53
													207	A	Charleston So.	72 70
													222	H	East Carolina	64 53
													227	A	William & Mary	78 71
													227	H	William & Mary	80 77
													249	A	Georgia St.	72 69
													249	H	Georgia St.	64 54
													249	N	Georgia St.	66 59
													258	A	Ohio	56 51
													266	A	N.C. A&T	90 63
LAST 12 Division I GAMES:																
		7	N	Delaware	39	66		227	A	William & Mary	78	71				
		68	N	Hofstra	94	87		35	A	James Madison	52	63				
		249	N	Georgia St.	66	59		180	H	Old Dominion	57	59				
		249	H	Georgia St.	64	54		249	A	Georgia St.	72	69				
		68	A	Hofstra	55	66		227	H	William & Mary	80	77				
		108	H	Towson	53	51		7	H	Delaware	53	62				

Non-Div I Games:

UNC Wilmington

■ Loss,
 ■ Non-Conf,
 ■ S Site,
 ■ H Home
 ■ A Away
 N Neutral

Average RPI Win:	214	WON-LOST	WINNING	LAST 12	STRENGTH OF	OPP. STRENGTH	TEAM	ADJ.	CONF.	ADJ CONF.
Average RPI Loss:	94	RECORD	PCT. RANK	GAMES	SCHEDULE	OF SCHEDULE	RPI	RPI	RPI	RPI
DIV. I ONLY	16- 14	149	4- 8	141	113	151	151	10	10	
DIV. I NON-CONF.	7- 4	98	0- 0	165	218	109	109	10	10	
TOTALS	RPI 1-25	RPI 26-50	W-L RECORDS	RPI 51-100	RPI 101-150	RPI 150+				
16- 14	0- 1	0- 2	OVERALL	3- 5	3- 5	10- 1				
10- 4	0- 0	0- 1	HOME	3- 1	2- 2	5- 0				
4- 9	0- 1	0- 1	AWAY	0- 1	1- 1	3- 1				
2- 1	0- 0	0- 0	NEUTRAL	0- 1	0- 0	2- 0				
7- 4	0- 1	0- 2	NON-CONFERENCE	1- 0	0- 0	6- 1				
4- 1	0- 0	0- 1	HOME	1- 0	0- 0	3- 0				
1- 3	0- 1	0- 1	AWAY	0- 0	0- 0	1- 1				
2- 0	0- 0	0- 0	NEUTRAL	0- 0	0- 0	2- 0				
9- 10	0- 0	0- 0	CONFERENCE	2- 5	3- 5	4- 0				
6- 3	0- 0	0- 0	HOME	2- 1	2- 2	2- 0				
3- 6	0- 0	0- 0	AWAY	0- 3	1- 3	2- 0				
0- 1	0- 0	0- 0	NEUTRAL	0- 1	0- 0	0- 0				

RPI S	Opponent	Score	RPI S	Opponent	Score	RPI S	Opponent	Score	RPI S	Opponent	Score	Team's RPI: 151
22	A Green Bay	67 75	42	H Iowa	74 78	56	A Missouri St.	68 80	111	A Wichita St.	53 75	
			48	A Iowa St.	57 84	56	H Missouri St.	62 54	111	H Wichita St.	40 67	
						70	A Creighton	50 65	137	A Drake	82 77	
						70	H Creighton	48 74	137	H Drake	68 66	
						70	N Creighton	46 53	142	A Indiana St.	60 71	
						87	H South Dakota	53 43	142	H Indiana St.	62 68	
						100	A Illinois St.	68 84	145	A Bradley	61 75	
						100	H Illinois St.	79 73	145	H Bradley	71 57	
									185	H Colorado St.	61 50	
									189	A North Dakota	70 74	
									226	N Wyoming	60 46	
									251	H North Dakota St.	60 41	
									259	N Youngstown St.	90 73	
									276	A Southern Ill.	70 66	
									276	H Southern Ill.	73 51	
									312	A Evansville	61 51	
									312	H Evansville	58 53	
									323	H Southeast Mo. St.	62 42	
									334	A Chicago St.	88 54	
LAST 12 Division I GAMES:												
			70	N Creighton	46 53	142	A Indiana St.	60 71				
			111	A Wichita St.	53 75	100	A Illinois St.	68 84				
			56	A Missouri St.	68 80	312	H Evansville	58 53				
			137	H Drake	68 66	276	H Southern Ill.	73 51				
			70	H Creighton	48 74	137	A Drake	82 77				
			145	A Bradley	61 75	70	A Creighton	50 65				

Non-Div I Games:

UNI

Average RPI Win:	219	WON-LOST	WINNING	LAST 12	STRENGTH OF	OPP. STRENGTH	TEAM	ADJ.	CONF.	ADJ CONF.
Average RPI Loss:	135	RECORD	PCT. RANK	GAMES	SCHEDULE	OF SCHEDULE	RPI	RPI	RPI	RPI
DIV. I ONLY	22- 9	58	8- 4	253	152	122	122	23	23	
DIV. I NON-CONF.	12- 4	61	0- 0	206	86	92	92	24	24	
TOTALS	RPI 1-25	RPI 26-50	W-L RECORDS	RPI 51-100	RPI 101-150	RPI 150+				
22- 9	1- 0	1- 2	OVERALL	1- 2	0- 1	19- 4				
12- 5	1- 0	0- 1	HOME	1- 1	0- 1	10- 2				
8- 4	0- 0	1- 1	AWAY	0- 1	0- 0	7- 2				
2- 0	0- 0	0- 0	NEUTRAL	0- 0	0- 0	2- 0				
12- 4	1- 0	1- 2	NON-CONFERENCE	1- 0	0- 1	9- 1				
7- 2	1- 0	0- 1	HOME	1- 0	0- 1	5- 0				
3- 2	0- 0	1- 1	AWAY	0- 0	0- 0	2- 1				
2- 0	0- 0	0- 0	NEUTRAL	0- 0	0- 0	2- 0				
10- 5	0- 0	0- 0	CONFERENCE	0- 2	0- 0	10- 3				
5- 3	0- 0	0- 0	HOME	0- 1	0- 0	5- 2				
5- 2	0- 0	0- 0	AWAY	0- 1	0- 0	5- 1				
0- 0	0- 0	0- 0	NEUTRAL	0- 0	0- 0	0- 0				

RPI 1-25			RPI 26-50			RPI 51-100			RPI 101+ Team's RPI: 122		
RPI	S	Opponent	Score	RPI	S	Opponent	Score	RPI	S	Opponent	Score
17	H	Kansas St.	44 38	29	A	California	48 70	64	H	Fresno St.	73 71
				30	H	Georgetown	45 64	93	A	San Diego St.	64 77
				42	A	Iowa	69 59	93	H	San Diego St.	62 66
LAST 12 Division I GAMES:											
277	H	New Mexico	58 61	93	A	San Diego St.	64 77	302	A	Air Force	86 48
185	H	Colorado St.	53 48	226	H	Wyoming	47 51	302	H	Air Force	63 47
302	A	Air Force	86 48	185	A	Colorado St.	62 74	310	H	UC Riverside	64 36
245	A	Boise St.	75 66	302	H	Air Force	63 47	311	A	Nevada	74 63
277	H	New Mexico	65 60	245	H	Boise St.	66 50				
186	H	TCU	55 54	277	A	New Mexico	64 50				

Non-Div I Games:

UNLV

■ Loss,
 ■ Non-Conf, S Site,
 ■ Home
 ■ Away
 N Neutral

Average RPI Win:	272	WON-LOST	WINNING	LAST 12	STRENGTH OF	OPP. STRENGTH	TEAM	ADJ.	CONF.	ADJ CONF.
Average RPI Loss:	91	RECORD	PCT. RANK	GAMES	SCHEDULE	OF SCHEDULE	RPI	RPI	RPI	RPI
DIV. I ONLY	23- 8	40	12- 0	304	289	105	105	31	31	
DIV. I NON-CONF.	6- 7	180	0- 0	189	92	162	162	32	32	
TOTALS	RPI 1-25	RPI 26-50	W-L RECORDS	RPI 51-100	RPI 101-150	RPI 150+				
23- 8	0- 2	0- 1	OVERALL	0- 2	1- 2	22- 1				
12- 1	0- 0	0- 1	HOME	0- 0	1- 0	11- 0				
9- 7	0- 2	0- 0	AWAY	0- 2	0- 2	9- 1				
2- 0	0- 0	0- 0	NEUTRAL	0- 0	0- 0	2- 0				
6- 7	0- 2	0- 1	NON-CONFERENCE	0- 2	0- 1	6- 1				
4- 1	0- 0	0- 1	HOME	0- 0	0- 0	4- 0				
2- 6	0- 2	0- 0	AWAY	0- 2	0- 1	2- 1				
0- 0	0- 0	0- 0	NEUTRAL	0- 0	0- 0	0- 0				
17- 1	0- 0	0- 0	CONFERENCE	0- 0	1- 1	16- 0				
8- 0	0- 0	0- 0	HOME	0- 0	1- 0	7- 0				
7- 1	0- 0	0- 0	AWAY	0- 0	0- 1	7- 0				
2- 0	0- 0	0- 0	NEUTRAL	0- 0	0- 0	2- 0				

RPI 1-25				RPI 26-50				RPI 51-100				RPI 101+ Team's RPI: 105			
RPI	S	Opponent	Score	RPI	S	Opponent	Score	RPI	S	Opponent	Score	RPI	S	Opponent	Score
15	A	Purdue	39 65	28	H	Vanderbilt	84 99	80	A	Memphis	69 90	120	A	Eastern Ill.	63 70
23	A	Louisville	57 70					90	A	Central Ark.	65 69	120	H	Eastern Ill.	94 86
												142	A	Indiana St.	55 66
												165	H	SIU Edwardsville	91 59
												195	A	Southern Miss.	88 69
												214	H	Tennessee Tech	83 61
												214	N	Tennessee Tech	82 65
												230	A	Arkansas St.	68 83
												231	A	Saint Louis	70 55
												256	H	Belmont	67 48
												273	A	Eastern Ky.	84 61
												276	H	Southern Ill.	91 70
												290	A	Austin Peay	88 83
												290	H	Austin Peay	86 62
												294	A	Murray St.	91 67
												294	H	Murray St.	84 67
												294	N	Murray St.	102 77
												297	A	Morehead St.	81 61
												302	H	Air Force	84 60
												305	A	Tennessee St.	114 105
												305	H	Tennessee St.	105 90
												312	H	Evansville	78 69
												323	A	Southeast Mo. St.	77 44
												323	H	Southeast Mo. St.	88 47
												340	A	Jacksonville St.	87 52
												340	H	Jacksonville St.	99 67
LAST 12 Division I GAMES:															
				214	N	Tennessee Tech	82 65					120	H	Eastern Ill.	94 86
				294	N	Murray St.	102 77					340	H	Jacksonville St.	99 67
				340	A	Jacksonville St.	87 52					294	H	Murray St.	84 67
				290	H	Austin Peay	86 62					290	A	Austin Peay	88 83
				323	A	Southeast Mo. St.	77 44					305	H	Tennessee St.	105 90
				294	A	Murray St.	91 67					323	H	Southeast Mo. St.	88 47

Non-Div I Games:

UT Martin

■ Loss,
 ■ Non-Conf,
 ■ S Site,
 ■ Home
 ■ Away
 N Neutral

U
T
E
PU
T
E
P

UTEP

Page 337

Average RPI Loss: 174

Average RPI Win:	226	WON-LOST	WINNING	LAST 12	STRENGTH OF	OPP. STRENGTH	TEAM	ADJ.	CONF.	ADJ CONF.
Average RPI Loss:	174	RECORD	PCT. RANK	GAMES	SCHEDULE	OF SCHEDULE	RPI	RPI	RPI	RPI
DIV. I ONLY	8- 21	283	2- 10	198	257	301	301	24	24	
DIV. I NON-CONF.	4- 9	256	0- 0	118	148	265	265	27	27	
<hr/>										
TOTALS	RPI 1-25	RPI 26-50	W-L RECORDS	RPI 51-100	RPI 101-150	RPI 150+				
8- 21	0- 0	0- 1	OVERALL	1- 3	2- 4	5- 13				
7- 10	0- 0	0- 0	HOME	1- 3	2- 2	4- 5				
1- 11	0- 0	0- 1	AWAY	0- 0	0- 2	1- 8				
0- 0	0- 0	0- 0	NEUTRAL	0- 0	0- 0	0- 0				
<hr/>										
4- 9	0- 0	0- 1	NON-CONFERENCE	1- 1	1- 3	2- 4				
4- 5	0- 0	0- 0	HOME	1- 1	1- 2	2- 2				
0- 4	0- 0	0- 1	AWAY	0- 0	0- 1	0- 2				
0- 0	0- 0	0- 0	NEUTRAL	0- 0	0- 0	0- 0				
<hr/>										
4- 12	0- 0	0- 0	CONFERENCE	0- 2	1- 1	3- 9				
3- 5	0- 0	0- 0	HOME	0- 2	1- 0	2- 3				
1- 7	0- 0	0- 0	AWAY	0- 0	0- 1	1- 6				
0- 0	0- 0	0- 0	NEUTRAL	0- 0	0- 0	0- 0				

[illegible]

Non-Div I Games:

UTSA

Loss, Non-Conf, S Site, H Home A Away N Neutral

Average RPI Win:	174	WON-LOST	WINNING	LAST 12	STRENGTH OF	OPP. STRENGTH	TEAM	ADJ.	CONF.	ADJ CONF.
Average RPI Loss:	70	RECORD	PCT. RANK	GAMES	SCHEDULE	OF SCHEDULE	RPI	RPI	RPI	RPI
DIV. I ONLY	15- 15	163	6- 6	57	77	109	109	4	4	
DIV. I NON-CONF.	7- 4	98	0- 0	210	239	139	139	4	4	
<hr/>										
TOTALS	RPI 1-25	RPI 26-50	W-L RECORDS	RPI 51-100	RPI 101-150	RPI 150+				
15- 15	0- 2	1- 5	OVERALL	5- 3	2- 4	7- 1				
11- 4	0- 1	1- 1	HOME	3- 1	1- 1	6- 0				
3- 9	0- 1	0- 4	AWAY	1- 2	1- 2	1- 0				
1- 2	0- 0	0- 0	NEUTRAL	1- 0	0- 1	0- 1				
7- 4	0- 0	0- 3	NON-CONFERENCE	2- 0	0- 0	5- 1				
6- 0	0- 0	0- 0	HOME	1- 0	0- 0	5- 0				
0- 3	0- 0	0- 3	AWAY	0- 0	0- 0	0- 0				
1- 1	0- 0	0- 0	NEUTRAL	1- 0	0- 0	0- 1				
8- 11	0- 2	1- 2	CONFERENCE	3- 3	2- 4	2- 0				
5- 4	0- 1	1- 1	HOME	2- 1	1- 1	1- 0				
3- 6	0- 1	0- 1	AWAY	1- 2	1- 2	1- 0				
0- 1	0- 0	0- 0	NEUTRAL	0- 0	0- 1	0- 0				

RPI 1-25				RPI 26-50				RPI 51-100				RPI 101+				Team's RPI: 109
RPI	S	Opponent	Score	RPI	S	Opponent	Score	RPI	S	Opponent	Score	RPI	S	Opponent	Score	
2	A	Stanford	42 69	29	A	California	46 60	65	A	Arizona St.	51 59	106	A	Washington St.	43 60	
2	H	Stanford	43 62	29	H	California	56 63	65	H	Arizona St.	50 46	114	A	Colorado	61 56	
				33	A	Arkansas	56 57	67	H	Idaho St.	56 31	114	H	Colorado	52 58	
				36	A	BYU	58 63	71	H	UCLA	60 65	114	N	Colorado	41 55	
				38	H	Southern California	63 55	83	A	Oregon St.	49 62	139	A	Oregon	67 72	
				45	A	Michigan	50 55	83	H	Oregon St.	63 56	139	H	Oregon	65 47	
								92	A	Washington	49 36	162	A	Arizona	65 60	
								97	N	Detroit	64 55	162	H	Arizona	73 67	
												176	N	South Ala.	53 61	
												296	H	Utah Valley	82 51	
												309	H	Southern Utah	74 60	
												320	H	New Mexico St.	74 37	
												333	H	Weber St.	81 63	
												334	H	Texas Southern	75 33	
<hr/>																
LAST 12 Division I GAMES:																
114	N	Colorado	41 55	162	H	Arizona	73 67									
139	H	Oregon	65 47	65	H	Arizona St.	50 46									
83	H	Oregon St.	63 56	83	A	Oregon St.	49 62									
2	A	Stanford	42 69	139	A	Oregon	67 72									
29	A	California	46 60	38	H	Southern California	63 55									
114	A	Colorado	61 56	71	H	UCLA	60 65									

Non-Div I Games:

Utah

 Loss,
 Non-Conf,
S Site,
 Home
 Away
N Neutral

Average RPI Win:	276	WON-LOST	WINNING	LAST 12	STRENGTH OF	OPP. STRENGTH	TEAM	ADJ.	CONF.	ADJ CONF.
Average RPI Loss:	104	RECORD	PCT. RANK	GAMES	SCHEDULE	OF SCHEDULE	RPI	RPI	RPI	RPI
DIV. I ONLY	20- 9	70	9- 3	302	260	148	148	25	25	
DIV. I NON-CONF.	8- 5	107	0- 0	207	293	125	125	23	23	
TOTALS	RPI 1-25	RPI 26-50	W-L RECORDS	RPI 51-100	RPI 101-150	RPI 150+				
20- 9	0- 0	0- 1	OVERALL	0- 4	0- 1	20- 3				
10- 3	0- 0	0- 1	HOME	0- 1	0- 0	10- 1				
9- 5	0- 0	0- 0	AWAY	0- 3	0- 1	9- 1				
1- 1	0- 0	0- 0	NEUTRAL	0- 0	0- 0	1- 1				
8- 5	0- 0	0- 1	NON-CONFERENCE	0- 2	0- 1	8- 1				
5- 1	0- 0	0- 1	HOME	0- 0	0- 0	5- 0				
3- 4	0- 0	0- 0	AWAY	0- 2	0- 1	3- 1				
0- 0	0- 0	0- 0	NEUTRAL	0- 0	0- 0	0- 0				
12- 4	0- 0	0- 0	CONFERENCE	0- 2	0- 0	12- 2				
5- 2	0- 0	0- 0	HOME	0- 1	0- 0	5- 1				
6- 1	0- 0	0- 0	AWAY	0- 1	0- 0	6- 0				
1- 1	0- 0	0- 0	NEUTRAL	0- 0	0- 0	1- 1				

RPI 1-25			RPI 26-50			RPI 51-100			RPI 101+			Team's RPI: 148			
RPI	S	Opponent	Score	RPI	S	Opponent	Score	RPI	S	Opponent	Score	RPI	S	Opponent	Score
36	H	BYU	65 73					55	A	South Dakota St.	73 84	136	A	Montana St.	61 78
								64	A	Fresno St.	60 78	168	A	Montana	60 61
								64	H	Fresno St.	67 90	171	A	Louisiana Tech	79 62
								67	A	Idaho St.	65 67	171	H	Louisiana Tech	76 82
												171	N	Louisiana Tech	69 73
												226	A	Wyoming	62 56
												228	A	UC Irvine	69 64
												245	A	Boise St.	64 52
												245	H	Boise St.	97 86
												250	A	Hawaii	69 55
												250	H	Hawaii	85 64
												260	A	Idaho	78 70
												260	H	Idaho	85 63
												289	A	San Jose St.	78 73
												289	H	San Jose St.	84 71
												295	H	Northern Ariz.	70 51
												296	H	Utah Valley	61 43
												310	H	UC Riverside	71 68
												311	A	Nevada	84 72
												311	H	Nevada	91 69
												311	N	Nevada	75 66
												320	A	New Mexico St.	74 56
												320	H	New Mexico St.	57 45
												333	H	Weber St.	73 63
LAST 12 Division I GAMES:															
				171	N	Louisiana Tech	69 73					311	A	Nevada	84 72
				311	N	Nevada	75 66					320	H	New Mexico St.	57 45
				289	H	San Jose St.	84 71					171	H	Louisiana Tech	76 82
				250	H	Hawaii	85 64					250	A	Hawaii	69 55
				260	H	Idaho	85 63					289	A	San Jose St.	78 73
				64	A	Fresno St.	60 78					260	A	Idaho	78 70

Non-Div I Games: Asbury 83 53

Utah St.

■ Loss,
 ■ Non-Conf, S Site,
 ■ Home
 ■ Away
 N Neutral

Utah Valley

Through Games Of Sunday, March 11, 2012

Average RPI Win:	278	WON-LOST	WINNING	LAST 12	STRENGTH OF	OPP. STRENGTH	TEAM	ADJ.	CONF.	ADJ CONF.
Average RPI Loss:	232	RECORD	PCT. RANK	GAMES	SCHEDULE	OF SCHEDULE	RPI	RPI	RPI	RPI
DIV. I ONLY	14- 15	174	6- 6	341	338	296	296	33	33	
DIV. I NON-CONF.	7- 10	211	0- 1	332	279	305	305	33	33	
TOTALS	RPI 1-25	RPI 26-50	W-L RECORDS	RPI 51-100	RPI 101-150	RPI 150+				
14- 15	0- 0	0- 0	OVERALL	1- 1	0- 2	13- 12				
8- 5	0- 0	0- 0	HOME	1- 1	0- 0	7- 4				
4- 9	0- 0	0- 0	AWAY	0- 0	0- 2	4- 7				
2- 1	0- 0	0- 0	NEUTRAL	0- 0	0- 0	2- 1				
7- 10	0- 0	0- 0	NON-CONFERENCE	1- 1	0- 2	6- 7				
5- 3	0- 0	0- 0	HOME	1- 1	0- 0	4- 2				
1- 7	0- 0	0- 0	AWAY	0- 0	0- 2	1- 5				
1- 0	0- 0	0- 0	NEUTRAL	0- 0	0- 0	1- 0				
7- 5	0- 0	0- 0	CONFERENCE	0- 0	0- 0	7- 5				
3- 2	0- 0	0- 0	HOME	0- 0	0- 0	3- 2				
3- 2	0- 0	0- 0	AWAY	0- 0	0- 0	3- 2				
1- 1	0- 0	0- 0	NEUTRAL	0- 0	0- 0	1- 1				

RPI 1-25			RPI 26-50			RPI 51-100			RPI 101+ Team's RPI: 296		
RPI	S	Opponent	Score	RPI	S	Opponent	Score	RPI	S	Opponent	Score
						67 H Idaho St.	68 59	109 A Utah		51 82	
						87 H South Dakota	54 63	148 A Utah St.		43 61	
								152 A Seattle		41 70	
								166 H Tulsa		78 62	
								189 A North Dakota		58 54	
								189 H North Dakota		53 66	
								189 N North Dakota		56 69	
								237 A Long Beach St.		43 75	
								245 A Boise St.		64 85	
								263 A Tex.-Pan American		70 71	
								263 H Tex.-Pan American		66 51	
								278 H Longwood		64 59	
								289 H San Jose St.		45 57	
								295 A Northern Ariz.		59 73	
								295 H Northern Ariz.		73 56	
								299 N Kent St.		46 45	
								309 A Southern Utah		65 80	
								309 H Southern Utah		59 60	
								326 A NJIT		61 54	
								326 H NJIT		46 48	
								326 N NJIT		63 52	
								333 A Weber St.		72 65	
								333 H Weber St.		63 59	
								334 A Chicago St.		42 69	
								334 H Chicago St.		74 61	
								342 A Houston Baptist		62 41	
LAST 12 Division I GAMES:											
						189 N North Dakota	56 69	152 A Seattle		41 70	
						326 N NJIT	63 52	334 H Chicago St.		74 61	
						189 H North Dakota	53 66	326 H NJIT		46 48	
						342 H Houston Baptist	71 36	263 H Tex.-Pan American		66 51	
						263 A Tex.-Pan American	70 71	326 A NJIT		61 54	
						342 A Houston Baptist	62 41	334 A Chicago St.		42 69	

Non-Div I Games: Walla Walla 104 46

Utah Valley

Loss, Non-Conf, S Site, H Home A Away N Neutral

RPI	S	Opponent	Score
342	H	Houston Baptist	71 36

Utah Valley

Average RPI Win:	182	WON-LOST	WINNING	LAST 12	STRENGTH OF	OPP. STRENGTH	TEAM	ADJ.	CONF.	ADJ CONF.
Average RPI Loss:	90	RECORD	PCT. RANK	GAMES	SCHEDULE	OF SCHEDULE	RPI	RPI	RPI	RPI
DIV. I ONLY	17- 14	143	6- 6	102	93	112	112	7	7	
DIV. I NON-CONF.	7- 4	98	0- 0	42	236	81	81	7	7	
TOTALS	RPI 1-25	RPI 26-50	W-L RECORDS	RPI 51-100	RPI 101-150	RPI 150+				
17- 14	0- 2	0- 3	OVERALL	3- 4	3- 1	11- 4				
7- 7	0- 0	0- 2	HOME	2- 1	1- 1	4- 3				
8- 6	0- 2	0- 1	AWAY	1- 2	2- 0	5- 1				
2- 1	0- 0	0- 0	NEUTRAL	0- 1	0- 0	2- 0				
7- 4	0- 1	0- 1	NON-CONFERENCE	1- 0	2- 1	4- 1				
2- 3	0- 0	0- 1	HOME	0- 0	1- 1	1- 1				
4- 1	0- 1	0- 0	AWAY	1- 0	1- 0	2- 0				
1- 0	0- 0	0- 0	NEUTRAL	0- 0	0- 0	1- 0				
10- 10	0- 1	0- 2	CONFERENCE	2- 4	1- 0	7- 3				
5- 4	0- 0	0- 1	HOME	2- 1	0- 0	3- 2				
4- 5	0- 1	0- 1	AWAY	0- 2	1- 0	3- 1				
1- 1	0- 0	0- 0	NEUTRAL	0- 1	0- 0	1- 0				

RPI	S	Opponent	Score	RPI	S	Opponent	Score	RPI	S	Opponent	Score	RPI	S	Opponent	Score	Team's RPI: 112
7	A	Delaware	49 68	35	A	James Madison	43 64	66	A	Drexel	63 73	108	A	Towson	66 59	
12	A	Miami (FL)	61 91	35	H	James Madison	64 65	66	H	Drexel	41 47	131	H	Coppin St.	74 66	
				47	H	Richmond	77 78	66	N	Drexel	61 65	134	H	Charlotte	58 68	
								68	H	Hofstra	76 60	150	A	UMKC	78 70	
								77	A	UNC Wilmington	56 57	154	H	High Point	67 82	
								77	H	UNC Wilmington	65 53	169	A	George Mason	58 71	
								96	A	Liberty	52 47	169	H	George Mason	59 69	
												180	A	Old Dominion	67 56	
												180	H	Old Dominion	76 72	
												182	A	Winthrop	69 52	
												205	H	Northeastern	67 60	
												222	A	East Carolina	62 49	
												227	A	William & Mary	83 80	
												227	H	William & Mary	63 66	
												227	N	William & Mary	78 69	
												249	A	Georgia St.	73 61	
												249	H	Georgia St.	75 70	
												253	H	Norfolk St.	79 59	
												298	N	Morgan St.	73 52	
LAST 12 Division I GAMES:																
		66	N	Drexel	61	65			227	H	William & Mary	63	66			
		227	N	William & Mary	78	69			35	H	James Madison	64	65			
		66	A	Drexel	63	73			68	H	Hofstra	76	60			
		169	H	George Mason	59	69			7	A	Delaware	49	68			
		249	A	Georgia St.	73	61			108	A	Towson	66	59			
		180	A	Old Dominion	67	56			249	H	Georgia St.	75	70			

Non-Div I Games:

VCU

■ Loss,
 ■ Non-Conf, S Site,
 ■ Home
 ■ Away
 N Neutral

Valparaiso

Through Games Of Sunday, March 11, 2012

Average RPI Win:	222	WON-LOST	WINNING	LAST 12	STRENGTH OF	OPP. STRENGTH	TEAM	ADJ.	CONF.	ADJ CONF.
Average RPI Loss:	165	RECORD	PCT. RANK	GAMES	SCHEDULE	OF SCHEDULE	RPI	RPI	RPI	RPI
DIV. I ONLY	9- 21	274	5- 7	161	209	257	257	13	13	
DIV. I NON-CONF.	3- 7	262	0- 0	221	245	280	280	18	18	
TOTALS	RPI 1-25	RPI 26-50	W-L RECORDS	RPI 51-100	RPI 101-150	RPI 150+				
9- 21	0- 3	0- 0	OVERALL	0- 2	1- 2	8- 14				
5- 9	0- 1	0- 0	HOME	0- 1	1- 0	4- 7				
4- 11	0- 2	0- 0	AWAY	0- 1	0- 1	4- 7				
0- 1	0- 0	0- 0	NEUTRAL	0- 0	0- 1	0- 0				
3- 7	0- 0	0- 0	NON-CONFERENCE	0- 0	1- 2	2- 5				
2- 3	0- 0	0- 0	HOME	0- 0	1- 0	1- 3				
1- 3	0- 0	0- 0	AWAY	0- 0	0- 1	1- 2				
0- 1	0- 0	0- 0	NEUTRAL	0- 0	0- 1	0- 0				
6- 14	0- 3	0- 0	CONFERENCE	0- 2	0- 0	6- 9				
3- 6	0- 1	0- 0	HOME	0- 1	0- 0	3- 4				
3- 8	0- 2	0- 0	AWAY	0- 1	0- 0	3- 5				
0- 0	0- 0	0- 0	NEUTRAL	0- 0	0- 0	0- 0				

RPI	S	Opponent	Score	RPI	S	Opponent	Score	RPI	S	Opponent	Score	RPI	S	Opponent	Score	Team's RPI: 257
22	A	Green Bay	36 72					97	A	Detroit	52 68	114	A	Colorado	32 60	
22	A	Green Bay	53 77					97	H	Detroit	42 48	120	H	Eastern Ill.	53 50	
22	H	Green Bay	37 65									136	N	Montana St.	55 71	
												156	A	Ill.-Chicago	43 54	
												156	H	Ill.-Chicago	43 54	
												160	A	Wright St.	42 58	
												160	H	Wright St.	70 60	
												165	A	SIU Edwardsville	64 67	
												177	H	Rice	46 54	
												191	H	Lehigh	39 41	
												199	A	Pittsburgh	56 65	
												210	A	Butler	72 59	
												210	H	Butler	58 53	
												218	A	Loyola Chicago	56 86	
												218	H	Loyola Chicago	69 46	
												236	H	Western Ill.	55 67	
												252	A	Milwaukee	47 39	
												252	A	Milwaukee	31 50	
												252	H	Milwaukee	47 55	
												259	A	Youngstown St.	58 64	
												259	H	Youngstown St.	48 55	
												269	A	Cleveland St.	66 48	
												269	H	Cleveland St.	45 49	
												271	A	Ball St.	67 53	
												284	H	IPFW	64 43	
LAST 12 Division I GAMES:																
22	A	Green Bay	53 77	218	H	Loyola Chicago	69 46									
252	A	Milwaukee	47 39	156	H	Ill.-Chicago	43 54									
97	H	Detroit	42 48	210	A	Butler	72 59									
160	H	Wright St.	70 60	269	A	Cleveland St.	66 48									
252	A	Milwaukee	31 50	259	A	Youngstown St.	58 64									
22	A	Green Bay	36 72	22	H	Green Bay	37 65									

Non-Div I Games: Ind.-Northwest 80 47

Valparaiso

■ Loss,
 ■ Non-Conf, S Site,
 ■ Home
 ■ Away
 N Neutral

Vanderbilt

Through Games Of Sunday, March 11, 2012

Average RPI Win:	146	WON-LOST	WINNING	LAST 12	STRENGTH OF	OPP. STRENGTH	TEAM	ADJ.	CONF.	ADJ CONF.
Average RPI Loss:	27	RECORD	PCT. RANK	GAMES	SCHEDULE	OF SCHEDULE	RPI	RPI	RPI	RPI
DIV. I ONLY	22- 9	58	8- 4	30	48	28	28	2	2	
DIV. I NON-CONF.	12- 1	9	0- 0	140	246	31	31	3	3	
TOTALS	RPI 1-25	RPI 26-50	W-L RECORDS	RPI 51-100	RPI 101-150	RPI 150+				
22- 9	3- 5	2- 3	OVERALL	0- 1	7- 0	10- 0				
17- 1	3- 0	2- 1	HOME	0- 0	3- 0	9- 0				
4- 7	0- 4	0- 2	AWAY	0- 1	3- 0	1- 0				
1- 1	0- 1	0- 0	NEUTRAL	0- 0	1- 0	0- 0				
12- 1	0- 0	1- 0	NON-CONFERENCE	0- 1	3- 0	8- 0				
10- 0	0- 0	1- 0	HOME	0- 0	2- 0	7- 0				
2- 1	0- 0	0- 0	AWAY	0- 1	1- 0	1- 0				
0- 0	0- 0	0- 0	NEUTRAL	0- 0	0- 0	0- 0				
10- 8	3- 5	1- 3	CONFERENCE	0- 0	4- 0	2- 0				
7- 1	3- 0	1- 1	HOME	0- 0	1- 0	2- 0				
2- 6	0- 4	0- 2	AWAY	0- 0	2- 0	0- 0				
1- 1	0- 1	0- 0	NEUTRAL	0- 0	1- 0	0- 0				

RPI S Opponent	Score	RPI S Opponent	Score	Team's RPI: 28	RPI S Opponent	Score	RPI S Opponent	Score
5 A Tennessee	64 87	27 H Oklahoma	78 66		86 A North Carolina St.	59 66	101 H Florida St.	64 59
5 H Tennessee	93 79	32 A South Carolina	55 65				105 A UT Martin	99 84
5 N Tennessee	57 68	32 H South Carolina	60 65				117 A Auburn	66 61
9 A Kentucky	61 70	33 A Arkansas	47 69				117 H Auburn	66 58
18 A LSU	66 69	41 H Florida	75 69				128 H Denver	77 56
18 H LSU	81 72						135 A Mississippi St.	65 59
25 A Georgia	63 76						135 N Mississippi St.	67 51
25 H Georgia	68 48						154 H High Point	70 54
							158 H Sam Houston St.	79 56
							175 H Alabama	67 54
							190 H Ole Miss	68 52
							198 H Alabama A&M	86 55
							234 H Western Caro.	81 36
							236 H Western Ill.	95 51
							290 A Austin Peay	83 51
							292 H S.C. Upstate	88 42
							331 H Lipscomb	81 39
LAST 12 Division I GAMES:								
5 N Tennessee	57 68	25 A Georgia	63 76					
135 N Mississippi St.	67 51	5 H Tennessee	93 79					
175 H Alabama	67 54	135 A Mississippi St.	65 59					
18 A LSU	66 69	117 A Auburn	66 61					
9 A Kentucky	61 70	18 H LSU	81 72					
41 H Florida	75 69	25 H Georgia	68 48					

Non-Div I Games:

Vanderbilt

Loss, Non-Conf, S Site, H Home A Away N Neutral

Average RPI Win:	244	WON-LOST	WINNING	LAST 12	STRENGTH OF	OPP. STRENGTH	TEAM	ADJ.	CONF.	ADJ CONF.
Average RPI Loss:	151	RECORD	PCT. RANK	GAMES	SCHEDULE	OF SCHEDULE	RPI	RPI	RPI	RPI
DIV. I ONLY	10- 20	261	2- 10	272	183	275	275	16	16	
DIV. I NON-CONF.	6- 7	180	0- 0	305	184	238	238	14	14	
TOTALS	RPI 1-25	RPI 26-50	W-L RECORDS	RPI 51-100	RPI 101-150	RPI 150+				
10- 20	0- 0	0- 2	OVERALL	2- 5	1- 5	7- 8				
5- 7	0- 0	0- 0	HOME	2- 2	0- 2	3- 3				
4- 10	0- 0	0- 1	AWAY	0- 2	1- 2	3- 5				
1- 3	0- 0	0- 1	NEUTRAL	0- 1	0- 1	1- 0				
6- 7	0- 0	0- 2	NON-CONFERENCE	2- 0	0- 2	4- 3				
3- 1	0- 0	0- 0	HOME	2- 0	0- 0	1- 1				
2- 4	0- 0	0- 1	AWAY	0- 0	0- 1	2- 2				
1- 2	0- 0	0- 1	NEUTRAL	0- 0	0- 1	1- 0				
4- 13	0- 0	0- 0	CONFERENCE	0- 5	1- 3	3- 5				
2- 6	0- 0	0- 0	HOME	0- 2	0- 2	2- 2				
2- 6	0- 0	0- 0	AWAY	0- 2	1- 1	1- 3				
0- 1	0- 0	0- 0	NEUTRAL	0- 1	0- 0	0- 0				

RPI 1-25				RPI 26-50				RPI 51-100				RPI 101+				Team's RPI: 275	
RPI	S	Opponent	Score	RPI	S	Opponent	Score	RPI	S	Opponent	Score	RPI	S	Opponent	Score		
				30	N	Georgetown	53 65	58	H	Saint Joseph's	80 67	103	A	Hartford	57 50		
				31	A	Nebraska	41 94	75	A	Boston U.	64 72	103	H	Hartford	52 63		
								75	H	Boston U.	60 61	123	A	UMBC	60 72		
								79	A	Albany (NY)	47 65	123	H	UMBC	58 67		
								79	H	Albany (NY)	56 59	126	A	Marquette	60 71		
								79	N	Albany (NY)	61 74	141	N	La Salle	59 68		
								95	H	Fairfield	65 48	188	A	New Hampshire	48 58		
												188	H	New Hampshire	63 69		
												205	A	Northeastern	62 78		
												220	A	Binghamton	43 54		
												220	H	Binghamton	69 48		
												223	A	Brown	57 61		
												286	H	Dartmouth	62 72		
												307	H	Colgate	61 49		
												314	A	Maine	60 70		
												314	H	Maine	71 54		
												328	A	Stony Brook	63 36		
												328	H	Stony Brook	47 54		
												334	N	Texas Southern	72 60		
												339	A	Columbia	63 52		
												342	A	Houston Baptist	60 47		
LAST 12 Division I GAMES:																	
				79	N	Albany (NY)	61 74	103	H	Hartford	52 63						
				123	A	UMBC	60 72	75	A	Boston U.	64 72						
				314	H	Maine	71 54	328	A	Stony Brook	63 36						
				79	H	Albany (NY)	56 59	123	H	UMBC	58 67						
				188	A	New Hampshire	48 58	79	A	Albany (NY)	47 65						
				220	A	Binghamton	43 54	314	A	Maine	60 70						

Non-Div I Games:

Vermont

■ Loss,
 ■ Non-Conf, S Site,
 ■ Home
 ■ Away
 N Neutral

Villanova

Through Games Of Sunday, March 11, 2012

Average RPI Win:	125	WON-LOST	WINNING	LAST 12	STRENGTH OF	OPP. STRENGTH	TEAM	ADJ.	CONF.	ADJ CONF.
Average RPI Loss:	39	RECORD	PCT. RANK	GAMES	SCHEDULE	OF SCHEDULE	RPI	RPI	RPI	RPI
DIV. I ONLY	16- 14	149	5- 7	8	22	40	40	3	3	
DIV. I NON-CONF.	9- 3	61	0- 0	2	73	8	8	2	2	
TOTALS	RPI 1-25	RPI 26-50	W-L RECORDS	RPI 51-100	RPI 101-150	RPI 150+				
16- 14	1- 9	2- 2	OVERALL	3- 1	4- 2	6- 0				
7- 4	0- 3	0- 1	HOME	2- 0	2- 0	3- 0				
6- 9	0- 5	2- 1	AWAY	0- 1	2- 2	2- 0				
3- 1	1- 1	0- 0	NEUTRAL	1- 0	0- 0	1- 0				
9- 3	1- 2	2- 0	NON-CONFERENCE	2- 0	1- 1	3- 0				
2- 1	0- 1	0- 0	HOME	1- 0	0- 0	1- 0				
5- 2	0- 1	2- 0	AWAY	0- 0	1- 1	2- 0				
2- 0	1- 0	0- 0	NEUTRAL	1- 0	0- 0	0- 0				
7- 11	0- 7	0- 2	CONFERENCE	1- 1	3- 1	3- 0				
5- 3	0- 2	0- 1	HOME	1- 0	2- 0	2- 0				
1- 7	0- 4	0- 1	AWAY	0- 1	1- 1	0- 0				
1- 1	0- 1	0- 0	NEUTRAL	0- 0	0- 0	1- 0				

RPI S	Opponent	Score	RPI S	Opponent	Score	Team's RPI: 40	RPI S	Opponent	Score	RPI S	Opponent	Score	RPI S	Opponent	Score
3	A Notre Dame	43 76	30	H Georgetown	54 60		58	H Saint Joseph's	52 46	107	H Cincinnati	62 53			
4	H Connecticut	49 72	39	A West Virginia	56 61		63	N Michigan St.	75 64	126	A Marquette	50 51			
7	H Delaware	56 64	43	A Marist	60 53		91	A South Fla.	39 54	127	A Providence	69 42			
11	A St. John's (NY)	49 69	46	A Temple	56 47		98	H Syracuse	68 60	127	H Providence	59 53			
13	H Rutgers	52 61								130	A Monmouth	48 49			
16	N St. Bonaventure	55 44								141	A La Salle	67 51			
20	A DePaul	73 79								178	H Seton Hall	62 53			
23	A Louisville	58 62								178	N Seton Hall	61 60			
23	N Louisville	47 63								191	A Lehigh	62 54			
24	A Princeton	41 56								196	H Penn	52 30			
										199	H Pittsburgh	70 62			
										229	A Iona	76 47			
LAST 12 Division I GAMES:															
			23	N Louisville	47 63		91	A South Fla.	39 54						
			178	N Seton Hall	61 60		20	A DePaul	73 79						
			98	H Syracuse	68 60		127	H Providence	59 53						
			11	A St. John's (NY)	49 69		178	H Seton Hall	62 53						
			13	H Rutgers	52 61		23	A Louisville	58 62						
			30	H Georgetown	54 60		107	H Cincinnati	62 53						

Non-Div I Games: USciences 77 44

Villanova

Loss, Non-Conf, S Site, H Home A Away N Neutral

Average RPI Win: 161				Through Games of Sunday, March 11, 2012					
Average RPI Loss: 32	WON-LOST RECORD	WINNING PCT. RANK	LAST 12 GAMES	STRENGTH OF SCHEDULE	OPP. STRENGTH OF SCHEDULE	TEAM RPI	ADJ. RPI	CONF. RPI	ADJ CONF. RPI
DIV. I ONLY	22- 10	71	8- 4	66	40	50	50	6	6
DIV. I NON-CONF.	12- 2	22	0- 0	66	43	24	24	6	6
TOTALS	RPI 1-25	RPI 26-50	W-L RECORDS	RPI 51-100	RPI 101-150	RPI 150+			
22- 10	1- 6	2- 1	OVERALL	4- 3	3- 0	12- 0			
14- 3	1- 2	1- 0	HOME	3- 1	1- 0	8- 0			
7- 4	0- 3	1- 0	AWAY	1- 1	2- 0	3- 0			
1- 3	0- 1	0- 1	NEUTRAL	0- 1	0- 0	1- 0			
12- 2	1- 0	2- 1	NON-CONFERENCE	2- 1	1- 0	6- 0			
9- 0	1- 0	1- 0	HOME	2- 0	0- 0	5- 0			
3- 0	0- 0	1- 0	AWAY	0- 0	1- 0	1- 0			
0- 2	0- 0	0- 1	NEUTRAL	0- 1	0- 0	0- 0			
10- 8	0- 6	0- 0	CONFERENCE	2- 2	2- 0	6- 0			
5- 3	0- 2	0- 0	HOME	1- 1	1- 0	3- 0			
4- 4	0- 3	0- 0	AWAY	1- 1	1- 0	2- 0			
1- 1	0- 1	0- 0	NEUTRAL	0- 0	0- 0	1- 0			

RPI 1-25				Team's RPI: 50		RPI 51-100				RPI 101+					
RPI	S	Opponent	Score	RPI	S	Opponent	Score	RPI	S	Opponent	Score	RPI	S	Opponent	Score
5	H	Tennessee	69 64	29	N	California	50 59	54	N	Texas	53 79	101	A	Florida St.	66 57
6	A	Maryland	61 68	35	H	James Madison	59 53	74	H	Appalachian St.	80 48	101	H	Florida St.	62 52
6	H	Maryland	56 73	47	A	Richmond	69 56	86	A	North Carolina St.	55 47	127	A	Providence	55 38
6	N	Maryland	58 70					88	H	Wake Forest	61 55	154	H	High Point	67 41
10	A	Duke	66 77					89	A	North Carolina	56 64	204	H	Boston College	69 58
12	H	Miami (FL)	53 56					89	H	North Carolina	73 78	204	N	Boston College	72 41
14	A	Georgia Tech	53 63					96	H	Liberty	64 38	213	H	Radford	92 43
												219	H	Indiana	65 49
												224	A	Virginia Tech	66 40
												224	H	Virginia Tech	52 39
												247	A	Clemson	54 47
												247	H	Clemson	68 36
												250	A	Hawaii	60 43
												255	H	Massachusetts	53 38
												336	H	Wagner	84 41
LAST 12 Division I GAMES:															
		6 N Maryland	58 70			247 H Clemson	68 36								
		204 N Boston College	72 41			86 A North Carolina St.	55 47								
		101 A Florida St.	66 57			89 A North Carolina	56 64								
		88 H Wake Forest	61 55			101 H Florida St.	62 52								
		224 A Virginia Tech	66 40			14 A Georgia Tech	53 63								
		6 H Maryland	56 73			204 H Boston College	69 58								

Non-Div I Games:

Virginia

Loss, Non-Conf, S Site, H Home A Away N Neutral

Virginia Tech

Through Games Of Sunday, March 11, 2012

Average RPI Win:	192	WON-LOST	WINNING	LAST 12	STRENGTH OF	OPP. STRENGTH	TEAM	ADJ.	CONF.	ADJ CONF.
Average RPI Loss:	92	RECORD	PCT. RANK	GAMES	SCHEDULE	OF SCHEDULE	RPI	RPI	RPI	RPI
DIV. I ONLY	7- 23	301	1- 11	92	53	224	224	6	6	
DIV. I NON-CONF.	4- 9	256	0- 0	151	78	224	224	6	6	
TOTALS	RPI 1-25	RPI 26-50	W-L RECORDS	RPI 51-100	RPI 101-150	RPI 150+				
7- 23	1- 5	0- 3	OVERALL	0- 6	1- 5	5- 4				
2- 11	0- 2	0- 1	HOME	0- 2	1- 3	1- 3				
5- 10	1- 3	0- 2	AWAY	0- 2	0- 1	4- 1				
0- 2	0- 0	0- 0	NEUTRAL	0- 1	0- 1	0- 0				
4- 9	0- 1	0- 1	NON-CONFERENCE	0- 2	1- 3	3- 2				
2- 3	0- 0	0- 0	HOME	0- 0	1- 2	1- 1				
2- 5	0- 1	0- 1	AWAY	0- 2	0- 0	2- 1				
0- 1	0- 0	0- 0	NEUTRAL	0- 0	0- 1	0- 0				
3- 14	1- 4	0- 2	CONFERENCE	0- 4	0- 2	2- 2				
0- 8	0- 2	0- 1	HOME	0- 2	0- 1	0- 2				
3- 5	1- 2	0- 1	AWAY	0- 1	0- 1	2- 0				
0- 1	0- 0	0- 0	NEUTRAL	0- 1	0- 0	0- 0				

RPI 1-25				RPI 26-50				RPI 51-100				RPI 101+ Team's RPI: 224			
RPI	S	Opponent	Score	RPI	S	Opponent	Score	RPI	S	Opponent	Score	RPI	S	Opponent	Score
6	A	Maryland	75 69	42	A	Iowa	47 58	51	A	St. Mary's (CA)	47 60	101	A	Florida St.	60 78
10	A	Duke	45 67	50	A	Virginia	39 52	57	A	Fla. Gulf Coast	41 69	101	H	Florida St.	40 75
10	H	Duke	34 61	50	H	Virginia	40 66	86	H	North Carolina St.	53 65	107	H	Cincinnati	55 66
12	A	Miami (FL)	48 79					88	A	Wake Forest	39 68	121	N	Minnesota	64 65
14	H	Georgia Tech	66 76					88	N	Wake Forest	74 80	123	H	UMBC	57 52
19	A	Penn St.	28 66					89	H	North Carolina	37 56	134	H	Charlotte	65 71
												180	A	Old Dominion	77 65
												204	A	Boston College	38 35
												204	H	Boston College	60 64
												212	A	UCF	32 41
												227	H	William & Mary	59 78
												243	A	George Washington	55 48
												247	A	Clemson	55 33
												247	H	Clemson	51 55
												341	H	N.C. Central	70 52
LAST 12 Division I GAMES:															
88	N	Wake Forest	74 80	101	A	Florida St.	60 78								
88	A	Wake Forest	39 68	247	H	Clemson	51 55								
14	H	Georgia Tech	66 76	86	H	North Carolina St.	53 65								
50	H	Virginia	40 66	6	A	Maryland	75 69								
10	A	Duke	45 67	12	A	Miami (FL)	48 79								
204	H	Boston College	60 64	89	H	North Carolina	37 56								

Non-Div I Games:

Virginia Tech

■ Loss,
 ■ Non-Conf,
 ■ S Site,
 ■ H Home
 ■ A Away
 N Neutral

Average RPI Win: 333	WON-LOST	WINNING	LAST 12	STRENGTH OF	OPP. STRENGTH	TEAM	ADJ.	CONF.	ADJ CONF.
Average RPI Loss: 181	RECORD	PCT. RANK	GAMES	SCHEDULE	OF SCHEDULE	RPI	RPI	RPI	RPI
DIV. I ONLY	2- 27	337	0- 12	226	264	336	336	15	15
DIV. I NON-CONF.	1- 10	328	0- 0	216	291	326	326	22	22
TOTALS	RPI 1-25	RPI 26-50	W-L RECORDS	RPI 51-100	RPI 101-150	RPI 150+			
2- 27	0- 2	0- 1	OVERALL	0- 2	0- 5	2- 17			
2- 10	0- 0	0- 0	HOME	0- 0	0- 3	2- 7			
0- 16	0- 2	0- 1	AWAY	0- 2	0- 2	0- 9			
0- 1	0- 0	0- 0	NEUTRAL	0- 0	0- 0	0- 1			
1- 10	0- 2	0- 1	NON-CONFERENCE	0- 0	0- 0	1- 7			
1- 2	0- 0	0- 0	HOME	0- 0	0- 0	1- 2			
0- 7	0- 2	0- 1	AWAY	0- 0	0- 0	0- 4			
0- 1	0- 0	0- 0	NEUTRAL	0- 0	0- 0	0- 1			
1- 17	0- 0	0- 0	CONFERENCE	0- 2	0- 5	1- 10			
1- 8	0- 0	0- 0	HOME	0- 0	0- 3	1- 5			
0- 9	0- 0	0- 0	AWAY	0- 2	0- 2	0- 5			
0- 0	0- 0	0- 0	NEUTRAL	0- 0	0- 0	0- 0			

RPI 1-25				RPI 26-50				RPI 51-100				RPI 101+ Team's RPI: 336			
RPI	S	Opponent	Score	RPI	S	Opponent	Score	RPI	S	Opponent	Score	RPI	S	Opponent	Score
11	A	St. John's (NY)	34 54	50	A	Virginia	41 84	60	A	Sacred Heart	57 67	113	A	LIU Brooklyn	41 72
19	A	Penn St.	42 103					84	A	Quinnipiac	60 77	113	H	LIU Brooklyn	60 67
												130	A	Monmouth	42 65
												130	H	Monmouth	54 70
												140	H	Robert Morris	38 55
												157	H	Saint Francis (PA)	68 85
												173	N	Elon	57 60
												188	H	New Hampshire	72 73
												191	H	Lehigh	44 63
												197	A	Mt. St. Mary's	60 68
												197	H	Mt. St. Mary's	48 71
												216	A	Central Conn. St.	66 79
												216	H	Central Conn. St.	57 69
												239	A	Fairleigh Dickinson	49 86
												239	H	Fairleigh Dickinson	62 66
												244	A	Bryant	53 65
												244	H	Bryant	67 71
												268	A	Army	46 70
												300	A	Lafayette	55 66
												307	A	Colgate	59 71
												326	A	NJIT	65 68
												327	A	St. Francis (NY)	34 48
												327	H	St. Francis (NY)	49 45
												339	H	Columbia	66 54
LAST 12 Division I GAMES:															
244	A	Bryant	53 65	157	H	Saint Francis (PA)	68 85	140	H	Robert Morris	38 55	60	A	Sacred Heart	57 67
216	A	Central Conn. St.	66 79	60	A	Sacred Heart	57 67	84	A	Quinnipiac	60 77	113	H	LIU Brooklyn	60 67
239	H	Fairleigh Dickinson	62 66	84	A	Quinnipiac	60 77	113	H	LIU Brooklyn	60 67	327	A	St. Francis (NY)	34 48
130	H	Monmouth	54 70	113	H	LIU Brooklyn	60 67								
197	A	Mt. St. Mary's	60 68												
197	H	Mt. St. Mary's	48 71												

Non-Div I Games:

Wagner

■ Loss,
 ■ Non-Conf,
 ■ S Site,
 ■ H Home
 ■ A Away
 N Neutral

Wake Forest

Through Games Of Sunday, March 11, 2012

Average RPI Win:	179	WON-LOST	WINNING	LAST 12	STRENGTH OF	OPP. STRENGTH	TEAM	ADJ.	CONF.	ADJ CONF.
Average RPI Loss:	31	RECORD	PCT. RANK	GAMES	SCHEDULE	OF SCHEDULE	RPI	RPI	RPI	RPI
DIV. I ONLY	19- 13	114	7- 5	55	56	88	88	6	6	
DIV. I NON-CONF.	10- 3	49	0- 0	79	120	85	85	6	6	
TOTALS	RPI 1-25	RPI 26-50	W-L RECORDS	RPI 51-100	RPI 101-150	RPI 150+				
19- 13	1- 8	0- 1	OVERALL	2- 4	4- 0	12- 0				
12- 7	0- 3	0- 0	HOME	1- 4	4- 0	7- 0				
5- 5	0- 4	0- 1	AWAY	1- 0	0- 0	4- 0				
2- 1	1- 1	0- 0	NEUTRAL	0- 0	0- 0	1- 0				
10- 3	0- 1	0- 0	NON-CONFERENCE	1- 2	3- 0	6- 0				
8- 3	0- 1	0- 0	HOME	1- 2	3- 0	4- 0				
2- 0	0- 0	0- 0	AWAY	0- 0	0- 0	2- 0				
0- 0	0- 0	0- 0	NEUTRAL	0- 0	0- 0	0- 0				
9- 10	1- 7	0- 1	CONFERENCE	1- 2	1- 0	6- 0				
4- 4	0- 2	0- 0	HOME	0- 2	1- 0	3- 0				
3- 5	0- 4	0- 1	AWAY	1- 0	0- 0	2- 0				
2- 1	1- 1	0- 0	NEUTRAL	0- 0	0- 0	1- 0				

RPI 1-25				RPI 26-50				RPI 51-100 Team's RPI: 88				RPI 101+			
RPI	S	Opponent	Score	RPI	S	Opponent	Score	RPI	S	Opponent	Score	RPI	S	Opponent	Score
6	A	Maryland	58 86	50	A	Virginia	55 61	52	H	Kansas	73 74	101	H	Florida St.	65 55
6	N	Maryland	58 73					53	H	Howard	59 63	121	H	Minnesota	82 65
7	H	Delaware	57 70					85	H	Davidson	68 66	130	H	Monmouth	88 54
10	A	Duke	43 75					86	A	North Carolina St.	70 57	131	H	Coppin St.	80 58
10	H	Duke	58 76					86	H	North Carolina St.	66 75	178	A	Seton Hall	60 44
12	A	Miami (FL)	39 64					89	H	North Carolina	71 75	179	A	SMU	65 53
12	N	Miami (FL)	81 74									204	A	Boston College	73 60
14	A	Georgia Tech	67 71									204	H	Boston College	72 58
14	H	Georgia Tech	52 67									213	H	Radford	90 67
LAST 12 Division I GAMES:															
		6 N Maryland	58 73			14 H Georgia Tech	52 67								
		12 N Miami (FL)	81 74			86 A North Carolina St.	70 57								
		224 N Virginia Tech	80 74			101 H Florida St.	65 55								
		224 H Virginia Tech	68 39			204 A Boston College	73 60								
		50 A Virginia	55 61			10 A Duke	43 75								
		247 A Clemson	63 51			89 H North Carolina	71 75								

Non-Div I Games:

Wake Forest

■ Loss,
 ■ Non-Conf,
 ■ S Site,
 ■ H Home
 ■ A Away
 N Neutral

Washington				Through Games of Sunday, March 11, 1912						
Average RPI Win:	162	WON-LOST	WINNING	LAST 12	STRENGTH OF	OPP. STRENGTH	TEAM	ADJ.	CONF.	ADJ CONF.
Average RPI Loss:	71	RECORD	PCT. RANK	GAMES	SCHEDULE	OF SCHEDULE	RPI	RPI	RPI	RPI
DIV. I ONLY	17- 13	130	6- 6	65	73	92	92	4	4	
DIV. I NON-CONF.	8- 2	43	0- 0	171	307	87	87	4	4	

TOTALS	RPI 1-25	RPI 26-50		W-L RECORDS		RPI 51-100	RPI 101-150	RPI 150+		
17- 13	0- 2	1- 2		OVERALL		1- 6	5- 3	10- 0		
11- 5	0- 0	0- 1		HOME		1- 2	3- 2	7- 0		
5- 7	0- 1	1- 1		AWAY		0- 4	1- 1	3- 0		
1- 1	0- 1	0- 0		NEUTRAL		0- 0	1- 0	0- 0		
8- 2	0- 0	0- 0		NON-CONFERENCE		0- 1	0- 1	8- 0		
6- 1	0- 0	0- 0		HOME		0- 0	0- 1	6- 0		
2- 1	0- 0	0- 0		AWAY		0- 1	0- 0	2- 0		
0- 0	0- 0	0- 0		NEUTRAL		0- 0	0- 0	0- 0		
9- 11	0- 2	1- 2		CONFERENCE		1- 5	5- 2	2- 0		
5- 4	0- 0	0- 1		HOME		1- 2	3- 1	1- 0		
3- 6	0- 1	1- 1		AWAY		0- 3	1- 1	1- 0		
1- 1	0- 1	0- 0		NEUTRAL		0- 0	1- 0	0- 0		

RPI 1-25				RPI 26-50				RPI 51-100				Team's RPI: 92	RPI 101+			
RPI	S	Opponent	Score	RPI	S	Opponent	Score	RPI	S	Opponent	Score		RPI	S	Opponent	Score
2	A	Stanford	47 65	29	A	California	47 71	65	A	Arizona St.	41 47		106	A	Washington St.	60 51
2	N	Stanford	57 76	38	A	Southern California	67 61	65	H	Arizona St.	53 57		106	H	Washington St.	60 56
				38	H	Southern California	55 62	71	A	UCLA	73 79		109	H	Utah	36 49
								71	H	UCLA	67 59		114	H	Colorado	75 67
								83	A	Oregon St.	55 60		139	A	Oregon	86 88
								83	H	Oregon St.	73 78		139	H	Oregon	72 69
								93	A	San Diego St.	51 63		139	N	Oregon	72 56
													146	H	UC Davis	68 69
													152	H	Seattle	72 53
													162	A	Arizona	68 59
													162	H	Arizona	77 48
													167	A	UC Santa Barbara	46 37
													170	H	Cal St. Northridge	73 67
													183	H	Portland	61 49
													237	H	Long Beach St.	80 46
													238	H	Southern U.	64 56
													260	A	Idaho	66 49
													316	H	Houston	85 60
LAST 12 Division I GAMES:																
		2 N Stanford	57 76			65 A Arizona St.	41 47									
		139 N Oregon	72 56			83 H Oregon St.	73 78									
		71 H UCLA	67 59			139 H Oregon	72 69									
		38 H Southern California	55 62			38 A Southern California	67 61									
		106 H Washington St.	60 56			71 A UCLA	73 79									
		162 A Arizona	68 59			65 H Arizona St.	53 57									

Non-Div I Games:

Washington

■ Loss,
 ■ Non-Conf,
 ■ S Site,
 ■ Home
 ■ A Away
 N Neutral

Washington St.

Through Games Of Sunday, March 11, 2012

Average RPI Win:	129	WON-LOST	WINNING	LAST 12	STRENGTH OF	OPP. STRENGTH	TEAM	ADJ.	CONF.	ADJ CONF.
Average RPI Loss:	60	RECORD	PCT. RANK	GAMES	SCHEDULE	OF SCHEDULE	RPI	RPI	RPI	RPI
DIV. I ONLY	13- 20	237	3- 9	19	44	106	106	4	4	
DIV. I NON-CONF.	6- 6	160	0- 0	17	48	73	73	4	4	
TOTALS	RPI 1-25	RPI 26-50	W-L RECORDS	RPI 51-100	RPI 101-150	RPI 150+				
13- 20	0- 4	1- 6	OVERALL	5- 7	3- 2	4- 1				
5- 8	0- 2	0- 1	HOME	2- 3	1- 2	2- 0				
4- 10	0- 2	1- 3	AWAY	1- 4	1- 0	1- 1				
4- 2	0- 0	0- 2	NEUTRAL	2- 0	1- 0	1- 0				
6- 6	0- 3	0- 2	NON-CONFERENCE	2- 1	1- 0	3- 0				
2- 2	0- 2	0- 0	HOME	1- 0	0- 0	1- 0				
1- 3	0- 1	0- 1	AWAY	0- 1	0- 0	1- 0				
3- 1	0- 0	0- 1	NEUTRAL	1- 0	1- 0	1- 0				
7- 14	0- 1	1- 4	CONFERENCE	3- 6	2- 2	1- 1				
3- 6	0- 0	0- 1	HOME	1- 3	1- 2	1- 0				
3- 7	0- 1	1- 2	AWAY	1- 3	1- 0	0- 1				
1- 1	0- 0	0- 1	NEUTRAL	1- 0	0- 0	0- 0				

RPI	S	Opponent	Score	RPI	S	Opponent	Score	RPI	S	Opponent	Score	RPI	S	Opponent	Score	Team's RPI: 106
2	A	Stanford	41 75	26	A	Ohio St.	57 79	55	A	South Dakota St.	58 63	109	H	Utah	60 43	
19	A	Penn St.	60 72	29	A	California	55 60	65	A	Arizona St.	42 47	114	H	Colorado	56 57	
21	H	Gonzaga	69 71	29	N	California	49 64	65	H	Arizona St.	46 63	126	N	Marquette	65 52	
23	H	Louisville	71 75	38	A	Southern California	69 55	71	A	UCLA	52 73	139	A	Oregon	75 47	
				38	A	Southern California	62 67	71	H	UCLA	76 65	139	H	Oregon	62 67	
				38	H	Southern California	54 65	77	N	UNC Wilmington	72 60	162	A	Arizona	51 90	
				45	N	Michigan	39 69	83	A	Oregon St.	61 54	162	H	Arizona	78 68	
								83	H	Oregon St.	39 51	164	A	Wisconsin	69 51	
								83	N	Oregon St.	65 56	225	N	Prairie View	90 52	
								92	A	Washington	56 60	310	H	UC Riverside	74 35	
								92	H	Washington	51 60					
								93	H	San Diego St.	65 50					
LAST 12 Division I GAMES:																
		29	N	California	49	64			65	A	Arizona St.	42	47			
		38	A	Southern California	69	55			162	A	Arizona	51	90			
		83	N	Oregon St.	65	56			139	H	Oregon	62	67			
		38	H	Southern California	54	65			83	H	Oregon St.	39	51			
		71	H	UCLA	76	65			71	A	UCLA	52	73			
		92	A	Washington	56	60			38	A	Southern California	62	67			

Non-Div I Games:

Washington St.

■ Loss,
 ■ Non-Conf,
 ■ S Site,
 ■ H Home
 ■ A Away
 N Neutral

Average RPI Win:	284	WON-LOST	WINNING	LAST 12	STRENGTH OF	OPP. STRENGTH	TEAM	ADJ.	CONF.	ADJ CONF.
Average RPI Loss:	177	RECORD	PCT. RANK	GAMES	SCHEDULE	OF SCHEDULE	RPI	RPI	RPI	RPI
DIV. I ONLY	2- 27	337	0- 12	201	231	333	333	17	17	
DIV. I NON-CONF.	2- 11	309	0- 0	212	317	321	321	15	15	
TOTALS	RPI 1-25	RPI 26-50	W-L RECORDS	RPI 51-100	RPI 101-150	RPI 150+				
2- 27	0- 0	0- 1	OVERALL	0- 2	0- 8	2- 16				
2- 11	0- 0	0- 1	HOME	0- 1	0- 2	2- 7				
0- 14	0- 0	0- 0	AWAY	0- 1	0- 6	0- 7				
0- 2	0- 0	0- 0	NEUTRAL	0- 0	0- 0	0- 2				
2- 11	0- 0	0- 1	NON-CONFERENCE	0- 0	0- 4	2- 6				
2- 3	0- 0	0- 1	HOME	0- 0	0- 0	2- 2				
0- 6	0- 0	0- 0	AWAY	0- 0	0- 4	0- 2				
0- 2	0- 0	0- 0	NEUTRAL	0- 0	0- 0	0- 2				
0- 16	0- 0	0- 0	CONFERENCE	0- 2	0- 4	0- 10				
0- 8	0- 0	0- 0	HOME	0- 1	0- 2	0- 5				
0- 8	0- 0	0- 0	AWAY	0- 1	0- 2	0- 5				
0- 0	0- 0	0- 0	NEUTRAL	0- 0	0- 0	0- 0				

RPI S	Opponent	Score	RPI S	Opponent	Score	RPI S	Opponent	Score	RPI S	Opponent	Score	Team's RPI: 333
			36 H	BYU	67 84	67 A	Idaho St.	53 65	109 A	Utah	63 81	
						67 H	Idaho St.	52 54	110 A	Northern Colo.	57 70	
									110 H	Northern Colo.	54 62	
									114 A	Colorado	59 77	
									136 A	Montana St.	61 64	
									136 H	Montana St.	55 84	
									139 A	Oregon	73 88	
									148 A	Utah St.	63 73	
									161 A	Eastern Wash.	45 78	
									161 H	Eastern Wash.	60 72	
									168 A	Montana	70 77	
									168 H	Montana	52 62	
									192 A	Portland St.	63 76	
									192 H	Portland St.	56 66	
									209 N	Nicholls St.	56 83	
									226 H	Wyoming	68 76	
									228 N	UC Irvine	54 57	
									232 A	Sacramento St.	60 78	
									232 H	Sacramento St.	68 83	
									245 A	Boise St.	68 86	
									279 H	CSU Bakersfield	85 72	
									289 H	San Jose St.	69 67	
									295 A	Northern Ariz.	58 71	
									295 H	Northern Ariz.	82 85	
									296 A	Utah Valley	59 63	
									296 H	Utah Valley	65 72	
LAST 12 Division I GAMES:												
			136 H	Montana St.	55 84		110 A	Northern Colo.	57 70			
			110 H	Northern Colo.	54 62		192 A	Portland St.	63 76			
			67 A	Idaho St.	53 65		67 H	Idaho St.	52 54			
			168 H	Montana	52 62		232 H	Sacramento St.	68 83			
			295 H	Northern Ariz.	82 85		295 A	Northern Ariz.	58 71			
			161 A	Eastern Wash.	45 78		168 A	Montana	70 77			

Non-Div I Games:

Weber St.

■ Loss,
 ■ Non-Conf, S Site,
 ■ Home
 ■ Away
 N Neutral

West Virginia

Through Games Of Sunday, March 11, 2012

Average RPI Win:	141	WON-LOST	WINNING	LAST 12	STRENGTH OF	OPP. STRENGTH	TEAM	ADJ.	CONF.	ADJ CONF.
Average RPI Loss:	51	RECORD	PCT. RANK	GAMES	SCHEDULE	OF SCHEDULE	RPI	RPI	RPI	RPI
DIV. I ONLY	23- 9	55	9- 3	53	55	39	39	3	3	
DIV. I NON-CONF.	10- 3	49	0- 0	184	259	96	96	2	2	
TOTALS	RPI 1-25	RPI 26-50	W-L RECORDS	RPI 51-100	RPI 101-150	RPI 150+				
23- 9	3- 5	2- 1	OVERALL	5- 1	3- 1	10- 1				
14- 3	2- 2	1- 1	HOME	1- 0	2- 0	8- 0				
5- 5	1- 2	0- 0	AWAY	2- 1	1- 1	1- 1				
4- 1	0- 1	1- 0	NEUTRAL	2- 0	0- 0	1- 0				
10- 3	0- 1	0- 0	NON-CONFERENCE	2- 1	1- 0	7- 1				
8- 1	0- 1	0- 0	HOME	1- 0	1- 0	6- 0				
0- 2	0- 0	0- 0	AWAY	0- 1	0- 0	0- 1				
2- 0	0- 0	0- 0	NEUTRAL	1- 0	0- 0	1- 0				
13- 6	3- 4	2- 1	CONFERENCE	3- 0	2- 1	3- 0				
6- 2	2- 1	1- 1	HOME	0- 0	1- 0	2- 0				
5- 3	1- 2	0- 0	AWAY	2- 0	1- 1	1- 0				
2- 1	0- 1	1- 0	NEUTRAL	1- 0	0- 0	0- 0				

RPI	S	Opponent	Score	RPI	S	Opponent	Score	Team's RPI: 39	RPI	S	Opponent	Score	RPI	S	Opponent	Score
3	A	Notre Dame	65 63	30	H	Georgetown	54 64		71	N	UCLA	63 54	107	A	Cincinnati	66 62
3	N	Notre Dame	45 73	30	N	Georgetown	39 32		75	H	Boston U.	78 53	126	H	Marquette	53 32
4	A	Connecticut	60 79	40	H	Villanova	61 56		81	A	Duquesne	55 61	127	A	Providence	48 51
11	A	St. John's (NY)	54 63						91	A	South Fla.	55 52	141	H	La Salle	63 52
13	H	Rutgers	60 50						98	A	Syracuse	76 72	170	A	Cal St. Northridge	47 48
16	H	St. Bonaventure	48 56						98	N	Syracuse	63 48	173	H	Elon	84 36
20	H	DePaul	63 77										174	N	Marshall	69 57
23	H	Louisville	66 50										178	H	Seton Hall	79 63
													197	H	Mt. St. Mary's	94 32
													199	A	Pittsburgh	54 43
													199	H	Pittsburgh	60 42
													259	H	Youngstown St.	69 37
													274	H	North Florida	86 30
													330	H	Bucknell	72 30
													341	H	N.C. Central	97 24
LAST 12 Division I GAMES:																
		3 N Notre Dame	45 73			20 H DePaul	63 77									
		30 N Georgetown	39 32			13 H Rutgers	60 50									
		98 N Syracuse	63 48			3 A Notre Dame	65 63									
		199 H Pittsburgh	60 42			23 H Louisville	66 50									
		107 A Cincinnati	66 62			91 A South Fla.	55 52									
		11 A St. John's (NY)	54 63			126 H Marquette	53 32									

Non-Div I Games:

West Virginia

■ Loss,
 ■ Non-Conf, S Site,
 ■ Home
 ■ Away
 N Neutral

Average RPI Win:	267	WON-LOST	WINNING	LAST 12	STRENGTH OF	OPP. STRENGTH	TEAM	ADJ.	CONF.	ADJ CONF.
Average RPI Loss:	146	RECORD	PCT. RANK	GAMES	SCHEDULE	OF SCHEDULE	RPI	RPI	RPI	RPI
DIV. I ONLY	14- 17	192	8- 4	283	251	234	234	14	14	
DIV. I NON-CONF.	5- 4	134	0- 0	329	324	242	242	20	20	
TOTALS	RPI 1-25	RPI 26-50	W-L RECORDS	RPI 51-100	RPI 101-150	RPI 150+				
14- 17	0- 0	0- 1	OVERALL	0- 7	1- 1	13- 8				
7- 7	0- 0	0- 0	HOME	0- 3	1- 0	6- 4				
6- 9	0- 0	0- 1	AWAY	0- 3	0- 1	6- 4				
1- 1	0- 0	0- 0	NEUTRAL	0- 1	0- 0	1- 0				
5- 4	0- 0	0- 1	NON-CONFERENCE	0- 0	0- 0	5- 3				
2- 2	0- 0	0- 0	HOME	0- 0	0- 0	2- 2				
3- 2	0- 0	0- 1	AWAY	0- 0	0- 0	3- 1				
0- 0	0- 0	0- 0	NEUTRAL	0- 0	0- 0	0- 0				
9- 13	0- 0	0- 0	CONFERENCE	0- 7	1- 1	8- 5				
5- 5	0- 0	0- 0	HOME	0- 3	1- 0	4- 2				
3- 7	0- 0	0- 0	AWAY	0- 3	0- 1	3- 3				
1- 1	0- 0	0- 0	NEUTRAL	0- 1	0- 0	1- 0				

RPI S	Opponent	Score	RPI S	Opponent	Score	RPI S	Opponent	Score	RPI S	Opponent	Score	Team's RPI: 234
			28 A	Vanderbilt	36 81	59 A	Chattanooga	58 64	104 A	Samford	61 64	
						59 H	Chattanooga	40 54	104 H	Samford	52 44	
						74 A	Appalachian St.	39 58	173 A	Elon	46 73	
						74 H	Appalachian St.	46 82	173 H	Elon	45 51	
						74 N	Appalachian St.	43 61	187 A	Campbell	43 59	
						85 A	Davidson	45 58	202 A	Furman	51 48	
						85 H	Davidson	46 64	202 H	Furman	54 57	
									207 H	Charleston So.	69 65	
									214 A	Tennessee Tech	61 58	
									249 H	Georgia St.	59 64	
									262 A	Col. of Charleston	39 54	
									262 H	Col. of Charleston	59 45	
									283 A	Wofford	58 54	
									283 H	Wofford	69 60	
									292 A	S.C. Upstate	63 58	
									293 H	Coastal Caro.	56 66	
									303 A	Ga. Southern	40 41	
									303 H	Ga. Southern	55 46	
									303 N	Ga. Southern	61 56	
									308 A	UNC Greensboro	46 35	
									308 H	UNC Greensboro	62 29	
									332 H	UNC Asheville	65 53	
									341 A	N.C. Central	62 49	
LAST 12 Division I GAMES:												
			74 N	Appalachian St.	43 61	202 A	Furman	51 48				
			303 N	Ga. Southern	61 56	283 A	Wofford	58 54				
			173 A	Elon	46 73	308 A	UNC Greensboro	46 35				
			303 H	Ga. Southern	55 46	262 H	Col. of Charleston	59 45				
			104 H	Samford	52 44	74 A	Appalachian St.	39 58				
			59 H	Chattanooga	40 54	283 H	Wofford	69 60				

Non-Div I Games:

Western Caro.

■ Loss,
 ■ Non-Conf,
 ■ S Site,
 ■ Home
 ■ A Away
 N Neutral

Average RPI Win:	241	WON-LOST	WINNING	LAST 12	STRENGTH OF	OPP. STRENGTH	TEAM	ADJ.	CONF.	ADJ CONF.
Average RPI Loss:	146	RECORD	PCT. RANK	GAMES	SCHEDULE	OF SCHEDULE	RPI	RPI	RPI	RPI
DIV. I ONLY	9- 18	261	4- 7	170	193	236	236	19	19	
DIV. I NON-CONF.	1- 6	313	0- 0	130	98	251	251	11	11	
TOTALS	RPI 1-25	RPI 26-50	W-L RECORDS	RPI 51-100	RPI 101-150	RPI 150+				
9- 18	0- 0	0- 2	OVERALL	0- 4	2- 6	7- 6				
4- 6	0- 0	0- 0	HOME	0- 2	0- 2	4- 2				
4- 11	0- 0	0- 2	AWAY	0- 2	1- 3	3- 4				
1- 1	0- 0	0- 0	NEUTRAL	0- 0	1- 1	0- 0				
1- 6	0- 0	0- 2	NON-CONFERENCE	0- 0	0- 2	1- 2				
0- 1	0- 0	0- 0	HOME	0- 0	0- 0	0- 1				
1- 5	0- 0	0- 2	AWAY	0- 0	0- 2	1- 1				
0- 0	0- 0	0- 0	NEUTRAL	0- 0	0- 0	0- 0				
8- 12	0- 0	0- 0	CONFERENCE	0- 4	2- 4	6- 4				
4- 5	0- 0	0- 0	HOME	0- 2	0- 2	4- 1				
3- 6	0- 0	0- 0	AWAY	0- 2	1- 1	2- 3				
1- 1	0- 0	0- 0	NEUTRAL	0- 0	1- 1	0- 0				

RPI S	Opponent	Score	RPI S	Opponent	Score	RPI S	Opponent	Score	RPI S	Opponent	Score	Team's RPI: 236
28	A Vanderbilt	51 95	55	A South Dakota St.	61 101	116	A Oral Roberts	69 84				
42	A Iowa	45 98	55	H South Dakota St.	56 82	116	H Oral Roberts	66 78				
			87	A South Dakota	57 78	116	N Oral Roberts	83 71				
			87	H South Dakota	47 62	120	A Eastern Ill.	55 88				
						145	A Bradley	64 93				
						150	A UMKC	66 63				
						150	H UMKC	69 84				
						150	N UMKC	56 71				
						201	A Northern Ill.	84 91				
						240	A Oakland	71 75				
						240	H Oakland	86 53				
						251	A North Dakota St.	53 73				
						251	H North Dakota St.	68 65				
						252	H Milwaukee	66 79				
						254	A IUPUI	65 60				
						254	H IUPUI	64 68				
						257	A Valparaiso	67 55				
						284	A IPFW	54 73				
						284	H IPFW	81 75				
						309	A Southern Utah	76 70				
						309	H Southern Utah	82 70				
LAST 12 Division I GAMES:												
150	N UMKC	56 71	309	A Southern Utah	76 70							
116	N Oral Roberts	83 71	116	A Oral Roberts	69 84							
55	A South Dakota St.	61 101	284	H IPFW	81 75							
251	A North Dakota St.	53 73	240	H Oakland	86 53							
87	H South Dakota	47 62	254	H IUPUI	64 68							
150	H UMKC	69 84	150	A UMKC	66 63							

Non-Div I Games: Hannibal-La Grange 87 65 Neb. Omaha 58 65 William Woods 73 52 Neb. Omaha 70 59 Western Ill.

Western Ky.

Through Games Of Sunday, March 11, 2012

Average RPI Win: 224	WON-LOST	WINNING	LAST 12	STRENGTH OF	OPP. STRENGTH	TEAM	ADJ.	CONF.	ADJ CONF.
Average RPI Loss: 124	RECORD	PCT. RANK	GAMES	SCHEDULE	OF SCHEDULE	RPI	RPI	RPI	RPI
DIV. I ONLY	9- 21	274	3- 9	83	175	233	233	18	18
DIV. I NON-CONF.	3- 9	275	0- 0	25	156	190	190	16	16
TOTALS	RPI 1-25	RPI 26-50	W-L RECORDS	RPI 51-100	RPI 101-150	RPI 150+			
9- 21	0- 1	0- 3	OVERALL	0- 5	2- 4	7- 8			
6- 7	0- 1	0- 1	HOME	0- 1	1- 1	5- 3			
1- 13	0- 0	0- 1	AWAY	0- 4	0- 3	1- 5			
2- 1	0- 0	0- 1	NEUTRAL	0- 0	1- 0	1- 0			
3- 9	0- 1	0- 0	NON-CONFERENCE	0- 4	1- 2	2- 2			
2- 3	0- 1	0- 0	HOME	0- 0	0- 1	2- 1			
0- 6	0- 0	0- 0	AWAY	0- 4	0- 1	0- 1			
1- 0	0- 0	0- 0	NEUTRAL	0- 0	1- 0	0- 0			
6- 12	0- 0	0- 3	CONFERENCE	0- 1	1- 2	5- 6			
4- 4	0- 0	0- 1	HOME	0- 1	1- 0	3- 2			
1- 7	0- 0	0- 1	AWAY	0- 0	0- 2	1- 4			
1- 1	0- 0	0- 1	NEUTRAL	0- 0	0- 0	1- 0			

RPI	S	Opponent	Score	RPI	S	Opponent	Score	RPI	S	Opponent	Score	RPI	S	Opponent	Score	Team's RPI: 233
10	H	Duke	54 80	37	A	Middle Tenn.	64 67	61	A	Texas Tech	38 75	104	N	Samford	58 57	
				37	H	Middle Tenn.	62 77	73	A	Bowling Green	62 86	108	H	Towson	62 67	
				37	N	Middle Tenn.	57 65	94	H	UALR	50 61	118	A	Northwestern	57 71	
								99	A	UAB	36 58	128	A	Denver	62 69	
								100	A	Illinois St.	45 71	133	A	FIU	56 60	
												133	H	FIU	65 48	
												160	H	Wright St.	66 86	
												163	A	Fla. Atlantic	58 60	
												163	H	Fla. Atlantic	71 60	
												171	H	Louisiana Tech	69 54	
												176	A	South Ala.	33 70	
												176	H	South Ala.	52 56	
												208	A	North Texas	42 50	
												214	A	Tennessee Tech	59 69	
												214	H	Tennessee Tech	71 58	
												230	H	Arkansas St.	53 56	
												248	A	La.-Monroe	49 53	
												248	N	La.-Monroe	66 50	
												304	H	La.-Lafayette	49 45	
												338	A	Troy	59 36	
												338	H	Troy	64 38	
LAST 12 Division I GAMES:																
		37	N	Middle Tenn.	57 65			338	A	Troy	59 36					
		248	N	La.-Monroe	66 50			37	A	Middle Tenn.	64 67					
		37	H	Middle Tenn.	62 77			176	H	South Ala.	52 56					
		230	H	Arkansas St.	53 56			133	A	FIU	56 60					
		176	A	South Ala.	33 70			163	A	Fla. Atlantic	58 60					
		163	H	Fla. Atlantic	71 60			94	H	UALR	50 61					

Non-Div I Games:

Western Ky.

■ Loss,
 ■ Non-Conf,
 ■ S Site,
 ■ H Home
 ■ A Away
 N Neutral

Average RPI Win:	243	WON-LOST	WINNING	LAST 12	STRENGTH OF	OPP. STRENGTH	TEAM	ADJ.	CONF.	ADJ CONF.
Average RPI Loss:	162	RECORD	PCT. RANK	GAMES	SCHEDULE	OF SCHEDULE	RPI	RPI	RPI	RPI
DIV. I ONLY	8- 22	287	3- 9	217	176	291	291	12	12	
DIV. I NON-CONF.	3- 10	283	0- 0	277	253	317	317	13	13	
TOTALS	RPI 1-25	RPI 26-50	W-L RECORDS	RPI 51-100	RPI 101-150	RPI 150+				
8- 22	0- 0	0- 3	OVERALL	1- 5	0- 4	7- 10				
5- 9	0- 0	0- 2	HOME	1- 1	0- 1	4- 5				
2- 13	0- 0	0- 1	AWAY	0- 4	0- 3	2- 4				
1- 0	0- 0	0- 0	NEUTRAL	0- 0	0- 0	1- 0				
3- 10	0- 0	0- 1	NON-CONFERENCE	0- 3	0- 1	3- 5				
2- 4	0- 0	0- 1	HOME	0- 1	0- 0	2- 2				
0- 6	0- 0	0- 0	AWAY	0- 2	0- 1	0- 3				
1- 0	0- 0	0- 0	NEUTRAL	0- 0	0- 0	1- 0				
5- 12	0- 0	0- 2	CONFERENCE	1- 2	0- 3	4- 5				
3- 5	0- 0	0- 1	HOME	1- 0	0- 1	2- 3				
2- 7	0- 0	0- 1	AWAY	0- 2	0- 2	2- 2				
0- 0	0- 0	0- 0	NEUTRAL	0- 0	0- 0	0- 0				

RPI 1-25				RPI 26-50				RPI 51-100				RPI 101+				Team's RPI: 291	
RPI	S	Opponent	Score	RPI	S	Opponent	Score	RPI	S	Opponent	Score	RPI	S	Opponent	Score		
				46	H	Temple	52 64	52	A	Kansas	64 76	102	A	Miami (OH)	67 82		
				49	A	Eastern Mich.	59 84	63	A	Michigan St.	45 80	132	A	Central Mich.	85 93		
				49	H	Eastern Mich.	56 83	73	A	Bowling Green	56 67	132	H	Central Mich.	53 66		
								78	A	Toledo	50 76	143	A	American	52 77		
								78	H	Toledo	70 67	201	A	Northern Ill.	66 64		
								97	H	Detroit	64 73	201	A	Northern Ill.	51 68		
												201	H	Northern Ill.	41 53		
												221	A	Akron	67 81		
												235	H	Buffalo	102 92		
												237	A	Long Beach St.	56 76		
												252	H	Milwaukee	69 63		
												258	H	Ohio	59 72		
												259	A	Youngstown St.	55 80		
												269	H	Cleveland St.	66 72		
												271	A	Ball St.	67 65		
												271	H	Ball St.	76 64		
												273	H	Eastern Ky.	60 71		
												299	H	Kent St.	61 67		
												313	N	Texas-Arlington	67 63		
												323	H	Southeast Mo. St.	67 34		
												334	A	Chicago St.	65 70		
LAST 12 Division I GAMES:																	
				201	A	Northern Ill.	51 68	221	A	Akron	67 81						
				201	A	Northern Ill.	66 64	73	A	Bowling Green	56 67						
				132	H	Central Mich.	53 66	235	H	Buffalo	102 92						
				271	A	Ball St.	67 65	258	H	Ohio	59 72						
				78	A	Toledo	50 76	299	H	Kent St.	61 67						
				49	H	Eastern Mich.	56 83	102	A	Miami (OH)	67 82						

Non-Div I Games:

Western Mich.

■ Loss,
■ Non-Conf,
■ S Site,
■ H Home
■ A Away
N Neutral

Average RPI Win:	203	WON-LOST	WINNING	LAST 12	STRENGTH OF	OPP. STRENGTH	TEAM	ADJ.	CONF.	ADJ CONF.
Average RPI Loss:	102	RECORD	PCT. RANK	GAMES	SCHEDULE	OF SCHEDULE	RPI	RPI	RPI	RPI
DIV. I ONLY	19- 12	102	6- 6	173	103	111	111	10	10	
DIV. I NON-CONF.	6- 5	139	0- 0	260	114	174	174	10	10	
TOTALS	RPI 1-25	RPI 26-50	W-L RECORDS	RPI 51-100	RPI 101-150	RPI 150+				
19- 12	0- 2	0- 0	OVERALL	2- 4	5- 5	12- 1				
10- 4	0- 1	0- 0	HOME	2- 1	2- 2	6- 0				
7- 7	0- 1	0- 0	AWAY	0- 3	2- 2	5- 1				
2- 1	0- 0	0- 0	NEUTRAL	0- 0	1- 1	1- 0				
6- 5	0- 2	0- 0	NON-CONFERENCE	0- 0	0- 2	6- 1				
3- 2	0- 1	0- 0	HOME	0- 0	0- 1	3- 0				
2- 3	0- 1	0- 0	AWAY	0- 0	0- 1	2- 1				
1- 0	0- 0	0- 0	NEUTRAL	0- 0	0- 0	1- 0				
13- 7	0- 0	0- 0	CONFERENCE	2- 4	5- 3	6- 0				
7- 2	0- 0	0- 0	HOME	2- 1	2- 1	3- 0				
5- 4	0- 0	0- 0	AWAY	0- 3	2- 1	3- 0				
1- 1	0- 0	0- 0	NEUTRAL	0- 0	1- 1	0- 0				

RPI 1-25				RPI 26-50				RPI 51-100				RPI 101+				Team's RPI: 111	
RPI	S	Opponent	Score	RPI	S	Opponent	Score	RPI	S	Opponent	Score	RPI	S	Opponent	Score		
17	A	Kansas St.	34 60					56	A	Missouri St.	67 85	132	H	Central Mich.	49 58		
18	H	LSU	56 64					56	H	Missouri St.	53 51	137	A	Drake	74 56		
								70	A	Creighton	59 61	137	H	Drake	63 41		
								70	H	Creighton	65 58	137	N	Drake	52 56		
								100	A	Illinois St.	62 68	142	A	Indiana St.	51 63		
								100	H	Illinois St.	59 68	142	H	Indiana St.	74 63		
												142	N	Indiana St.	70 49		
												145	A	Bradley	71 58		
												145	H	Bradley	46 56		
												146	A	UC Davis	47 62		
												151	A	UNI	67 40		
												151	H	UNI	75 53		
												162	A	Arizona	60 74		
												179	H	SMU	63 43		
												182	H	Winthrop	71 69		
												237	A	Long Beach St.	73 64		
												276	A	Southern Ill.	78 68		
												276	H	Southern Ill.	74 46		
												301	A	UTSA	69 56		
												312	A	Evansville	57 51		
												312	H	Evansville	69 43		
												313	N	Texas-Arlington	90 64		
												329	H	Northwestern St.	77 49		
LAST 12 Division I GAMES:																	
				137	N	Drake	52 56					312	H	Evansville	69 43		
				142	N	Indiana St.	70 49					276	H	Southern Ill.	74 46		
				151	H	UNI	75 53					56	A	Missouri St.	67 85		
				145	H	Bradley	46 56					137	A	Drake	74 56		
				142	A	Indiana St.	51 63					70	A	Creighton	59 61		
				100	A	Illinois St.	62 68					142	H	Indiana St.	74 63		

Non-Div I Games:

Wichita St.

■ Loss,
■ Non-Conf, S Site,
■ Home
■ Away
N Neutral

William & Mary

Through Games Of Sunday, March 11, 2012

Average RPI Win:	214	WON-LOST	WINNING	LAST 12	STRENGTH OF	OPP. STRENGTH	TEAM	ADJ.	CONF.	ADJ CONF.
Average RPI Loss:	106	RECORD	PCT. RANK	GAMES	SCHEDULE	OF SCHEDULE	RPI	RPI	RPI	RPI
DIV. I ONLY	9- 20	267	2- 10	121	96	227	227	7	7	
DIV. I NON-CONF.	6- 4	117	0- 0	281	255	180	180	7	7	
TOTALS	RPI 1-25	RPI 26-50	W-L RECORDS	RPI 51-100	RPI 101-150	RPI 150+				
9- 20	0- 2	0- 2	OVERALL	0- 6	1- 5	8- 5				
5- 9	0- 1	0- 1	HOME	0- 3	0- 2	5- 2				
4- 10	0- 1	0- 1	AWAY	0- 3	1- 2	3- 3				
0- 1	0- 0	0- 0	NEUTRAL	0- 0	0- 1	0- 0				
6- 4	0- 0	0- 1	NON-CONFERENCE	0- 0	0- 1	6- 2				
3- 2	0- 0	0- 0	HOME	0- 0	0- 0	3- 2				
3- 2	0- 0	0- 1	AWAY	0- 0	0- 1	3- 0				
0- 0	0- 0	0- 0	NEUTRAL	0- 0	0- 0	0- 0				
3- 16	0- 2	0- 1	CONFERENCE	0- 6	1- 4	2- 3				
2- 7	0- 1	0- 1	HOME	0- 3	0- 2	2- 0				
1- 8	0- 1	0- 0	AWAY	0- 3	1- 1	0- 3				
0- 1	0- 0	0- 0	NEUTRAL	0- 0	0- 1	0- 0				

RPI 1-25				RPI 26-50				RPI 51-100				RPI 101+ Team's RPI: 227			
RPI	S	Opponent	Score	RPI	S	Opponent	Score	RPI	S	Opponent	Score	RPI	S	Opponent	Score
7	A	Delaware	57 73	35	H	James Madison	40 50	66	A	Drexel	43 72	108	A	Towson	75 77
7	H	Delaware	53 79	47	A	Richmond	57 77	66	H	Drexel	59 78	108	H	Towson	50 56
								68	A	Hofstra	75 82	112	A	VCU	66 63
								68	H	Hofstra	97 100	112	H	VCU	80 83
								77	A	UNC Wilmington	77 80	112	N	VCU	69 78
								77	H	UNC Wilmington	71 78	113	A	LIU Brooklyn	69 78
												169	A	George Mason	70 82
												169	H	George Mason	76 66
												178	A	Seton Hall	61 54
												180	H	Old Dominion	83 80
												184	H	Navy	58 61
												205	A	Northeastern	71 82
												224	A	Virginia Tech	78 59
												243	H	George Washington	66 74
												249	A	Georgia St.	62 74
												253	A	Norfolk St.	79 76
												265	H	Cornell	85 54
												266	H	N.C. A&T	74 68
												278	H	Longwood	76 43
LAST 12 Division I GAMES:															
112	N	VCU	69 78	66	H	Drexel	59 78								
7	H	Delaware	53 79	108	H	Towson	50 56								
249	A	Georgia St.	62 74	77	A	UNC Wilmington	77 80								
66	A	Drexel	43 72	68	A	Hofstra	75 82								
77	H	UNC Wilmington	71 78	205	A	Northeastern	71 82								
112	A	VCU	66 63	180	H	Old Dominion	83 80								

Non-Div I Games: Elizabeth City St. 81 70

William & Mary

Loss, Non-Conf, S Site, H Home A Away N Neutral

Winthrop

Through Games Of Sunday, March 11, 2012

Average RPI Win:	254	WON-LOST	WINNING	LAST 12	STRENGTH OF	OPP. STRENGTH	TEAM	ADJ.	CONF.	ADJ CONF.
Average RPI Loss:	164	RECORD	PCT. RANK	GAMES	SCHEDULE	OF SCHEDULE	RPI	RPI	RPI	RPI
DIV. I ONLY	18- 13	119	8- 4	296	310	182	182	26	26	
DIV. I NON-CONF.	6- 6	160	0- 0	280	309	228	228	28	28	
TOTALS	RPI 1-25	RPI 26-50	W-L RECORDS	RPI 51-100	RPI 101-150	RPI 150+				
18- 13	0- 0	0- 0	OVERALL	1- 2	1- 4	16- 7				
10- 5	0- 0	0- 0	HOME	1- 0	0- 3	9- 2				
8- 7	0- 0	0- 0	AWAY	0- 2	1- 1	7- 4				
0- 1	0- 0	0- 0	NEUTRAL	0- 0	0- 0	0- 1				
6- 6	0- 0	0- 0	NON-CONFERENCE	0- 1	1- 4	5- 1				
3- 3	0- 0	0- 0	HOME	0- 0	0- 3	3- 0				
3- 3	0- 0	0- 0	AWAY	0- 1	1- 1	2- 1				
0- 0	0- 0	0- 0	NEUTRAL	0- 0	0- 0	0- 0				
12- 7	0- 0	0- 0	CONFERENCE	1- 1	0- 0	11- 6				
7- 2	0- 0	0- 0	HOME	1- 0	0- 0	6- 2				
5- 4	0- 0	0- 0	AWAY	0- 1	0- 0	5- 3				
0- 1	0- 0	0- 0	NEUTRAL	0- 0	0- 0	0- 1				

RPI 1-25				RPI 26-50				RPI 51-100				RPI 101+ Team's RPI: 182					
RPI	S	Opponent	Score	RPI	S	Opponent	Score	RPI	S	Opponent	Score	RPI	S	Opponent	Score		
								85	A	Davidson	65	80	111	A	Wichita St.	69	71
								96	A	Liberty	49	74	112	H	VCU	52	69
								96	H	Liberty	71	69	124	H	Stetson	72	74
													130	A	Monmouth	88	54
													145	H	Bradley	61	71
													154	A	High Point	50	81
													154	H	High Point	53	58
													187	A	Campbell	67	66
													187	H	Campbell	83	73
													200	A	Fordham	53	76
													207	A	Charleston So.	78	83
													207	H	Charleston So.	81	75
													213	A	Radford	66	64
													213	H	Radford	67	56
													213	N	Radford	56	62
													217	H	Niagara	82	47
													241	A	Presbyterian	70	62
													241	H	Presbyterian	60	63
													280	H	South Carolina St.	67	59
													293	A	Coastal Caro.	54	58
													293	H	Coastal Caro.	84	47
													322	A	Gardner-Webb	65	55
													322	H	Gardner-Webb	86	48
													325	A	Mercer	88	74
													332	A	UNC Asheville	79	68
													332	H	UNC Asheville	84	68
LAST 12 Division I GAMES:																	
				213	N	Radford	56	62	96	H	Liberty	71	69				
				293	H	Coastal Caro.	84	47	332	A	UNC Asheville	79	68				
				207	H	Charleston So.	81	75	322	A	Gardner-Webb	65	55				
				154	A	High Point	50	81	241	H	Presbyterian	60	63				
				187	A	Campbell	67	66	187	H	Campbell	83	73				
				213	H	Radford	67	56	154	H	High Point	53	58				

Non-Div I Games:

Winthrop

■ Loss,
 ■ Non-Conf,
 ■ S Site,
 ■ H Home
 ■ A Away
 N Neutral

RPI	S	Opponent	Score	
338	A	Troy	80	66
341	H	N.C. Central	79	40

W
i
n
t
h
r
o
p

W
i
n
t
h
r
o
p

Winthrop

Average RPI Win:	149	WON-LOST	WINNING	LAST 12	STRENGTH OF	OPP. STRENGTH	TEAM	ADJ.	CONF.	ADJ CONF.
Average RPI Loss:	68	RECORD	PCT. RANK	GAMES	SCHEDULE	OF SCHEDULE	RPI	RPI	RPI	RPI
DIV. I ONLY	9- 20	267	4- 8	38	41	164	164	5	5	
DIV. I NON-CONF.	4- 8	239	0- 0	88	34	195	195	5	5	
TOTALS	RPI 1-25	RPI 26-50	W-L RECORDS	RPI 51-100	RPI 101-150	RPI 150+				
9- 20	0- 4	1- 7	OVERALL	0- 2	5- 6	3- 1				
5- 9	0- 2	1- 3	HOME	0- 1	2- 3	2- 0				
3- 10	0- 2	0- 4	AWAY	0- 1	2- 2	1- 1				
1- 1	0- 0	0- 0	NEUTRAL	0- 0	1- 1	0- 0				
4- 8	0- 1	0- 1	NON-CONFERENCE	0- 1	1- 5	3- 0				
2- 4	0- 1	0- 0	HOME	0- 0	0- 3	2- 0				
1- 4	0- 0	0- 1	AWAY	0- 1	0- 2	1- 0				
1- 0	0- 0	0- 0	NEUTRAL	0- 0	1- 0	0- 0				
5- 12	0- 3	1- 6	CONFERENCE	0- 1	4- 1	0- 1				
3- 5	0- 1	1- 3	HOME	0- 1	2- 0	0- 0				
2- 6	0- 2	0- 3	AWAY	0- 0	2- 0	0- 1				
0- 1	0- 0	0- 0	NEUTRAL	0- 0	0- 1	0- 0				

RPI 1-25				RPI 26-50				RPI 51-100				RPI 101+ Team's RPI: 164			
RPI	S	Opponent	Score	RPI	S	Opponent	Score	RPI	S	Opponent	Score	RPI	S	Opponent	Score
15	A	Purdue	52 63	26	A	Ohio St.	58 72	52	A	Kansas	44 73	106	H	Washington St.	51 69
19	A	Penn St.	54 69	26	H	Ohio St.	61 77	63	H	Michigan St.	46 62	114	A	Colorado	48 58
19	H	Penn St.	49 82	31	A	Nebraska	59 68					115	A	Illinois	70 67
22	H	Green Bay	49 65	31	H	Nebraska	69 75					115	H	Illinois	72 60
				36	A	BYU	59 77					116	H	Oral Roberts	63 80
				42	A	Iowa	57 69					118	H	Northwestern	75 55
				42	H	Iowa	79 85					121	A	Minnesota	78 72
				45	H	Michigan	66 60					121	N	Minnesota	49 81
												126	A	Marquette	52 54
												136	N	Montana St.	71 61
												137	H	Drake	54 65
												204	H	Boston College	58 50
												219	A	Indiana	60 62
												231	H	Saint Louis	48 46
												252	A	Milwaukee	68 51
LAST 12 Division I GAMES:															
				121	N	Minnesota	49 81	26	A	Ohio St.	58 72				
				115	H	Illinois	72 60	42	H	Iowa	79 85				
				219	A	Indiana	60 62	45	H	Michigan	66 60				
				31	A	Nebraska	59 68	121	A	Minnesota	78 72				
				63	H	Michigan St.	46 62	118	H	Northwestern	75 55				
				19	A	Penn St.	54 69	42	A	Iowa	57 69				

Non-Div I Games:

Wisconsin

■ Loss,
■ Non-Conf,
■ S Site,
■ H Home
■ A Away
N Neutral

Average RPI Win:	256	WON-LOST	WINNING	LAST 12	STRENGTH OF	OPP. STRENGTH	TEAM	ADJ.	CONF.	ADJ CONF.
Average RPI Loss:	165	RECORD	PCT. RANK	GAMES	SCHEDULE	OF SCHEDULE	RPI	RPI	RPI	RPI
DIV. I ONLY	11- 18	242	4- 8	309	249	283	283	14	14	
DIV. I NON-CONF.	5- 2	80	0- 0	340	339	221	221	20	20	
TOTALS	RPI 1-25	RPI 26-50	W-L RECORDS	RPI 51-100	RPI 101-150	RPI 150+				
11- 18	0- 0	0- 0	OVERALL	1- 6	1- 1	9- 11				
7- 6	0- 0	0- 0	HOME	1- 2	1- 0	5- 4				
3- 10	0- 0	0- 0	AWAY	0- 3	0- 1	3- 6				
1- 2	0- 0	0- 0	NEUTRAL	0- 1	0- 0	1- 1				
5- 2	0- 0	0- 0	NON-CONFERENCE	0- 0	0- 0	5- 2				
3- 0	0- 0	0- 0	HOME	0- 0	0- 0	3- 0				
2- 1	0- 0	0- 0	AWAY	0- 0	0- 0	2- 1				
0- 1	0- 0	0- 0	NEUTRAL	0- 0	0- 0	0- 1				
6- 16	0- 0	0- 0	CONFERENCE	1- 6	1- 1	4- 9				
4- 6	0- 0	0- 0	HOME	1- 2	1- 0	2- 4				
1- 9	0- 0	0- 0	AWAY	0- 3	0- 1	1- 5				
1- 1	0- 0	0- 0	NEUTRAL	0- 1	0- 0	1- 0				

RPI S	Opponent	Score	RPI S	Opponent	Score	RPI S	Opponent	Score	RPI S	Opponent	Score	Team's RPI: 283
						59	A Chattanooga	67 74	104	A Samford	59 82	
						59	H Chattanooga	39 51	104	H Samford	73 59	
						74	A Appalachian St.	46 75	173	A Elon	59 72	
						74	H Appalachian St.	58 59	173	H Elon	68 74	
						85	A Davidson	39 63	180	A Old Dominion	58 70	
						85	H Davidson	63 59	202	A Furman	66 76	
						85	N Davidson	58 69	202	H Furman	53 72	
									213	N Radford	46 63	
									234	A Western Caro.	60 69	
									234	H Western Caro.	54 58	
									253	H Norfolk St.	50 45	
									262	A Col. of Charleston	44 49	
									262	H Col. of Charleston	55 56	
									262	N Col. of Charleston	64 53	
									264	A Kennesaw St.	66 62	
									266	H N.C. A&T	68 61	
									303	A Ga. Southern	48 56	
									303	H Ga. Southern	70 55	
									308	A UNC Greensboro	65 57	
									308	H UNC Greensboro	62 47	
									322	A Gardner-Webb	58 50	
									341	H N.C. Central	73 58	
LAST 12 Division I GAMES:												
			85	N Davidson	58 69		234	H Western Caro.	54 58			
			262	N Col. of Charleston	64 53		74	A Appalachian St.	46 75			
			308	A UNC Greensboro	65 57		104	H Samford	73 59			
			173	A Elon	59 72		59	H Chattanooga	39 51			
			202	H Furman	53 72		303	H Ga. Southern	70 55			
			85	A Davidson	39 63		234	A Western Caro.	60 69			

Non-Div I Games: Southern Va. 87 51 Bluefield Col. 60 40

Wofford

Loss, Non-Conf, S Site, H Home A Away N Neutral

Average RPI Win:	240	WON-LOST	WINNING	LAST 12	STRENGTH OF	OPP. STRENGTH	TEAM	ADJ.	CONF.	ADJ CONF.
Average RPI Loss:	134	RECORD	PCT. RANK	GAMES	SCHEDULE	OF SCHEDULE	RPI	RPI	RPI	RPI
DIV. I ONLY	20- 12	92	7- 5	294	153	160	160	13	13	
DIV. I NON-CONF.	7- 5	122	0- 0	328	157	209	209	18	18	
TOTALS	RPI 1-25	RPI 26-50	W-L RECORDS	RPI 51-100	RPI 101-150	RPI 150+				
20- 12	0- 2	0- 1	OVERALL	1- 2	0- 3	19- 4				
13- 3	0- 1	0- 0	HOME	1- 0	0- 1	12- 1				
7- 8	0- 1	0- 1	AWAY	0- 1	0- 2	7- 3				
0- 1	0- 0	0- 0	NEUTRAL	0- 1	0- 0	0- 0				
7- 5	0- 0	0- 1	NON-CONFERENCE	0- 0	0- 3	7- 1				
5- 1	0- 0	0- 0	HOME	0- 0	0- 1	5- 0				
2- 4	0- 0	0- 1	AWAY	0- 0	0- 2	2- 1				
0- 0	0- 0	0- 0	NEUTRAL	0- 0	0- 0	0- 0				
13- 7	0- 2	0- 0	CONFERENCE	1- 2	0- 0	12- 3				
8- 2	0- 1	0- 0	HOME	1- 0	0- 0	7- 1				
5- 4	0- 1	0- 0	AWAY	0- 1	0- 0	5- 2				
0- 1	0- 0	0- 0	NEUTRAL	0- 1	0- 0	0- 0				

RPI	S	Opponent	Score	RPI	S	Opponent	Score	RPI	S	Opponent	Score	RPI	S	Opponent	Score	Team's RPI: 160
22	A	Green Bay	59 64	34	A	Dayton	69 77	97	A	Detroit	64 75	102	A	Miami (OH)	63 70	
22	H	Green Bay	50 68					97	H	Detroit	91 82	119	A	Missouri	62 92	
								97	N	Detroit	70 78	132	H	Central Mich.	60 65	
												156	A	Ill.-Chicago	62 60	
												156	H	Ill.-Chicago	80 70	
												210	A	Butler	66 81	
												210	H	Butler	48 47	
												218	A	Loyola Chicago	64 62	
												218	H	Loyola Chicago	91 67	
												218	H	Loyola Chicago	66 74	
												233	A	Western Ky.	86 66	
												235	A	Buffalo	81 54	
												252	A	Milwaukee	64 52	
												252	H	Milwaukee	75 72	
												257	A	Valparaiso	60 70	
												257	H	Valparaiso	58 42	
												259	A	Youngstown St.	71 66	
												259	H	Youngstown St.	84 62	
												269	A	Cleveland St.	64 54	
												269	H	Cleveland St.	100 73	
												271	H	Ball St.	74 55	
												276	H	Southern Ill.	61 59	
												278	H	Longwood	77 44	
												297	A	Morehead St.	63 78	
												318	H	Delaware St.	57 53	
												323	H	Southeast Mo. St.	74 53	
LAST 12 Division I GAMES:																

Non-Div I Games:

Wright St.

■ Loss,
 ■ Non-Conf, S Site,
 ■ Home
 ■ Away
 N Neutral

Wyoming

Average RPI Win: 237

Average RPI Loss: 153

WON-LOST

WINNING

LAST 12

Through Games Of Sunday, March 11, 2012

STRENGTH OF

OPP. STRENGTH

TEAM

ADJ.

CONF.

ADJ CONF.

RECORD

PCT. RANK

GAMES

SCHEDULE

OF SCHEDULE

RPI

RPI

RPI

RPI

DIV. I ONLY	10- 17	246	6- 6	138	265	226	226	23	23
DIV. I NON-CONF.	2- 9	299	0- 0	158	230	291	291	24	24
TOTALS	RPI 1-25	RPI 26-50	W-L RECORDS	RPI 51-100	RPI 101-150	RPI 150+			
10- 17	0- 0	0- 1	OVERALL	0- 5	1- 3	9- 8			
5- 7	0- 0	0- 0	HOME	0- 3	0- 2	5- 2			
4- 8	0- 0	0- 1	AWAY	0- 1	1- 1	3- 5			
1- 2	0- 0	0- 0	NEUTRAL	0- 1	0- 0	1- 1			
2- 9	0- 0	0- 1	NON-CONFERENCE	0- 2	0- 2	2- 4			
1- 4	0- 0	0- 0	HOME	0- 2	0- 1	1- 1			
1- 4	0- 0	0- 1	AWAY	0- 0	0- 1	1- 2			
0- 1	0- 0	0- 0	NEUTRAL	0- 0	0- 0	0- 1			
8- 8	0- 0	0- 0	CONFERENCE	0- 3	1- 1	7- 4			
4- 3	0- 0	0- 0	HOME	0- 1	0- 1	4- 1			
3- 4	0- 0	0- 0	AWAY	0- 1	1- 0	2- 3			
1- 1	0- 0	0- 0	NEUTRAL	0- 1	0- 0	1- 0			

RPI S	Opponent	Score	RPI S	Opponent	Score	RPI S	Opponent	Score	RPI S	Opponent	Score	Team's RPI: 226
49	A Eastern Mich.	43 65	70	H Creighton	50 66	122	A UNLV	51 47	122	H UNLV	51 54	
			73	H Bowling Green	53 60	128	A Denver	49 74	148	H Utah St.	56 62	
			93	A San Diego St.	45 56	151	N UNI	46 60	168	H Montana	59 69	
			93	H San Diego St.	55 68	185	A Colorado St.	58 62	185	H Colorado St.	66 62	
			93	N San Diego St.	55 73	186	A TCU	48 58	186	H TCU	64 54	
						186	N TCU	61 44	228	H UC Irvine	51 42	
						245	A Boise St.	53 61	245	H Boise St.	84 64	
						260	A Idaho	59 65	267	A Loyola Marymount	54 57	
						277	A New Mexico	52 50	277	H New Mexico	57 60	
						302	A Air Force	71 58	302	H Air Force	98 36	
						333	A Weber St.	76 68				
LAST 12 Division I GAMES:												
	93 N San Diego St.	55 73		302 A Air Force	71 58							
	186 N TCU	61 44		277 H New Mexico	57 60							
	186 A TCU	48 58		122 A UNLV	51 47							
	245 A Boise St.	53 61		186 H TCU	64 54							
	93 H San Diego St.	55 68		245 H Boise St.	84 64							
	185 H Colorado St.	66 62		93 A San Diego St.	45 56							

Non-Div I Games: Maryville (MO) 68 60 Chadron St. 69 61

Wyoming

Loss, Non-Conf, S Site, H Home A Away N Neutral

Average RPI Win:	216	WON-LOST	WINNING	LAST 12	STRENGTH OF	OPP. STRENGTH	TEAM	ADJ.	CONF.	ADJ CONF.
Average RPI Loss:	87	RECORD	PCT. RANK	GAMES	SCHEDULE	OF SCHEDULE	RPI	RPI	RPI	RPI
DIV. I ONLY	8- 20	280	5- 7	49	90	203	203	9	9	
DIV. I NON-CONF.	3- 10	283	0- 0	20	53	205	205	8	8	
TOTALS	RPI 1-25	RPI 26-50	W-L RECORDS	RPI 51-100	RPI 101-150	RPI 150+				
8- 20	0- 3	1- 6	OVERALL	0- 4	1- 5	6- 2				
6- 8	0- 1	1- 4	HOME	0- 1	1- 2	4- 0				
2- 8	0- 2	0- 1	AWAY	0- 2	0- 2	2- 1				
0- 4	0- 0	0- 1	NEUTRAL	0- 1	0- 1	0- 1				
3- 10	0- 2	0- 3	NON-CONFERENCE	0- 2	1- 2	2- 1				
3- 4	0- 1	0- 2	HOME	0- 0	1- 1	2- 0				
0- 3	0- 1	0- 0	AWAY	0- 1	0- 1	0- 0				
0- 3	0- 0	0- 1	NEUTRAL	0- 1	0- 0	0- 1				
5- 10	0- 1	1- 3	CONFERENCE	0- 2	0- 3	4- 1				
3- 4	0- 0	1- 2	HOME	0- 1	0- 1	2- 0				
2- 5	0- 1	0- 1	AWAY	0- 1	0- 1	2- 1				
0- 1	0- 0	0- 0	NEUTRAL	0- 0	0- 1	0- 0				

RPI 1-25				RPI 26-50				RPI 51-100				RPI 101+ Team's RPI: 203			
RPI	S	Opponent	Score	RPI	S	Opponent	Score	RPI	S	Opponent	Score	RPI	S	Opponent	Score
2	H	Stanford	64 80	27	N	Oklahoma	51 73	58	H	Saint Joseph's	67 70	107	H	Cincinnati	69 60
16	A	St. Bonaventure	48 66	32	H	South Carolina	56 67	77	A	UNC Wilmington	52 59	120	H	Eastern Ill.	54 60
23	A	Louisville	44 62	34	A	Dayton	54 83	81	A	Duquesne	49 68	134	H	Charlotte	54 58
				34	H	Dayton	65 74	98	N	Syracuse	67 70	135	A	Mississippi St.	65 71
				37	H	Middle Tenn.	49 65					141	A	La Salle	51 63
				46	H	Temple	38 64					141	N	La Salle	49 52
				47	H	Richmond	76 60					200	A	Fordham	68 57
												231	H	Saint Louis	67 57
												243	A	George Washington	44 54
												255	H	Massachusetts	70 61
												258	N	Ohio	75 80
												273	H	Eastern Ky.	66 61
												297	H	Morehead St.	71 66
												315	A	Rhode Island	67 57
LAST 12 Division I GAMES:															
				141	N	La Salle	49 52	243	A	George Washington	44 54				
				255	H	Massachusetts	70 61	34	H	Dayton	65 74				
				34	A	Dayton	54 83	231	H	Saint Louis	67 57				
				16	A	St. Bonaventure	48 66	315	A	Rhode Island	67 57				
				47	H	Richmond	76 60	46	H	Temple	38 64				
				200	A	Fordham	68 57	58	H	Saint Joseph's	67 70				

Non-Div I Games:

Xavier

■ Loss,
■ Non-Conf,
■ S Site,
■ H Home
■ A Away
N Neutral

Average RPI Win:	259	WON-LOST	WINNING	LAST 12	STRENGTH OF	OPP. STRENGTH	TEAM	ADJ.	CONF.	ADJ CONF.
Average RPI Loss:	104	RECORD	PCT. RANK	GAMES	SCHEDULE	OF SCHEDULE	RPI	RPI	RPI	RPI
DIV. I ONLY	15- 12	137	7- 5	165	191	147	147	20	20	
DIV. I NON-CONF.	7- 6	152	0- 0	93	144	97	97	17	17	
TOTALS	RPI 1-25	RPI 26-50	W-L RECORDS	RPI 51-100	RPI 101-150	RPI 150+				
15- 12	0- 4	0- 1	OVERALL	0- 2	1- 2	14- 3				
6- 5	0- 1	0- 0	HOME	0- 1	0- 1	6- 2				
8- 7	0- 3	0- 1	AWAY	0- 1	1- 1	7- 1				
1- 0	0- 0	0- 0	NEUTRAL	0- 0	0- 0	1- 0				
7- 6	0- 2	0- 1	NON-CONFERENCE	0- 2	0- 1	7- 0				
3- 1	0- 0	0- 0	HOME	0- 1	0- 0	3- 0				
3- 5	0- 2	0- 1	AWAY	0- 1	0- 1	3- 0				
1- 0	0- 0	0- 0	NEUTRAL	0- 0	0- 0	1- 0				
8- 6	0- 2	0- 0	CONFERENCE	0- 0	1- 1	7- 3				
3- 4	0- 1	0- 0	HOME	0- 0	0- 1	3- 2				
5- 2	0- 1	0- 0	AWAY	0- 0	1- 0	4- 1				
0- 0	0- 0	0- 0	NEUTRAL	0- 0	0- 0	0- 0				

RPI 1-25				RPI 26-50				RPI 51-100				RPI 101+ Team's RPI: 147			
RPI	S	Opponent	Score	RPI	S	Opponent	Score	RPI	S	Opponent	Score	RPI	S	Opponent	Score
1	A	Baylor	59 109	43	A	Marist	64 78	75	H	Boston U.	54 59	101	A	Florida St.	58 92
7	A	Delaware	45 77					84	A	Quinnipiac	63 68	129	A	Harvard	68 63
24	A	Princeton	47 72									129	H	Harvard	51 71
24	H	Princeton	53 71									159	H	Holy Cross	76 71
												196	A	Penn	72 60
												196	H	Penn	58 61
												223	A	Brown	75 65
												223	H	Brown	55 60
												239	A	Fairleigh Dickinson	80 51
												263	N	Tex.-Pan American	59 57
												265	A	Cornell	69 58
												265	H	Cornell	86 73
												268	H	Army	63 62
												286	A	Dartmouth	89 65
												286	H	Dartmouth	66 48
												316	A	Houston	80 62
												327	H	St. Francis (NY)	72 41
												330	A	Bucknell	69 48
												339	A	Columbia	52 56
												339	H	Columbia	73 59
LAST 12 Division I GAMES:															
196	H	Penn	58 61	339	H	Columbia	73 59								
24	H	Princeton	53 71	265	H	Cornell	86 73								
265	A	Cornell	69 58	24	A	Princeton	47 72								
339	A	Columbia	52 56	196	A	Penn	72 60								
129	H	Harvard	51 71	286	A	Dartmouth	89 65								
286	H	Dartmouth	66 48	129	A	Harvard	68 63								

Non-Div I Games: Baruch 80 47

Yale

Loss, Non-Conf, S Site, H Home A Away N Neutral

Youngstown St.

Through Games Of Sunday, March 11, 2012

Average RPI Win:	253	WON-LOST	WINNING	LAST 12	STRENGTH OF	OPP. STRENGTH	TEAM	ADJ.	CONF.	ADJ CONF.
Average RPI Loss:	170	RECORD	PCT. RANK	GAMES	SCHEDULE	OF SCHEDULE	RPI	RPI	RPI	RPI
DIV. I ONLY	10- 20	261	2- 10	255	214	259	259	13	13	
DIV. I NON-CONF.	6- 5	139	0- 0	273	271	175	175	18	18	
TOTALS	RPI 1-25	RPI 26-50	W-L RECORDS	RPI 51-100	RPI 101-150	RPI 150+				
10- 20	0- 2	0- 1	OVERALL	1- 2	0- 1	9- 14				
4- 8	0- 1	0- 0	HOME	1- 1	0- 1	3- 5				
6- 11	0- 1	0- 1	AWAY	0- 1	0- 0	6- 8				
0- 1	0- 0	0- 0	NEUTRAL	0- 0	0- 0	0- 1				
6- 5	0- 0	0- 1	NON-CONFERENCE	0- 1	0- 1	6- 2				
1- 2	0- 0	0- 0	HOME	0- 1	0- 1	1- 0				
5- 2	0- 0	0- 1	AWAY	0- 0	0- 0	5- 1				
0- 1	0- 0	0- 0	NEUTRAL	0- 0	0- 0	0- 1				
4- 15	0- 2	0- 0	CONFERENCE	1- 1	0- 0	3- 12				
3- 6	0- 1	0- 0	HOME	1- 0	0- 0	2- 5				
1- 9	0- 1	0- 0	AWAY	0- 1	0- 0	1- 7				
0- 0	0- 0	0- 0	NEUTRAL	0- 0	0- 0	0- 0				

RPI	S	Opponent	Score	RPI	S	Opponent	Score	RPI	S	Opponent	Score	RPI	S	Opponent	Score	Team's RPI: 259
22	A	Green Bay	50 75	39	A	West Virginia	37 69	73	H	Bowling Green	61 73	143	H	American	41 48	
22	H	Green Bay	72 77					97	A	Detroit	64 67	151	N	UNI	73 90	
								97	H	Detroit	80 67	156	A	Ill.-Chicago	62 70	
												156	H	Ill.-Chicago	68 77	
												160	A	Wright St.	62 84	
												160	H	Wright St.	66 71	
												210	A	Butler	64 73	
												210	H	Butler	63 65	
												218	A	Loyola Chicago	73 78	
												218	H	Loyola Chicago	77 82	
												221	A	Akron	78 72	
												252	A	Milwaukee	68 76	
												252	H	Milwaukee	71 76	
												257	A	Valparaiso	55 48	
												257	H	Valparaiso	64 58	
												258	A	Ohio	55 47	
												267	A	Loyola Marymount	64 50	
												269	A	Cleveland St.	56 59	
												269	A	Cleveland St.	69 79	
												269	H	Cleveland St.	70 48	
												284	A	IPFW	91 81	
												291	H	Western Mich.	80 55	
												328	A	Stony Brook	47 54	
												330	A	Bucknell	57 56	
LAST 12 Division I GAMES:																
269	A	Cleveland St.	56 59	218	A	Loyola Chicago	73 78									
269	A	Cleveland St.	69 79	156	A	Ill.-Chicago	62 70									
97	A	Detroit	64 67	210	H	Butler	63 65									
160	A	Wright St.	62 84	257	H	Valparaiso	64 58									
22	H	Green Bay	72 77	160	H	Wright St.	66 71									
252	H	Milwaukee	71 76	97	H	Detroit	80 67									

Non-Div I Games:

Youngstown St.

Loss, Non-Conf, S Site, H Home A Away N Neutral