

Average RPI Win:		267	WON-LOST RECORD		WINNING PCT. RANK	LAST 10 GAMES		STRENGTH OF SCHEDULE		OPP. STRENGTH OF SCHEDULE	TEAM RPI	ADJ. RPI	CONF. RPI	ADJ CONF. RPI
Average RPI Loss:		122												
DIV. I ONLY		13- 16	187		5- 5		161		233		194	194	28	28
DIV. I NON-CONF.		4- 8	243		0- 0		84		110		182	185	27	27
TOTALS		RPI 1-25	RPI 26-50		W-L RECORDS		RPI 51-100				RPI 100+			
13- 16		0- 2	0- 1		OVERALL		0- 4				13- 9			
7- 4		0- 0	0- 0		HOME		0- 1				7- 3			
5- 10		0- 2	0- 1		AWAY		0- 3				5- 4			
1- 2		0- 0	0- 0		NEUTRAL		0- 0				1- 2			
4- 8		0- 2	0- 1		NON-CONFERENCE		0- 2				4- 3			
3- 1		0- 0	0- 0		HOME		0- 0				3- 1			
1- 6		0- 2	0- 1		AWAY		0- 2				1- 1			
0- 1		0- 0	0- 0		NEUTRAL		0- 0				0- 1			
9- 8		0- 0	0- 0		CONFERENCE		0- 2				9- 6			
4- 3		0- 0	0- 0		HOME		0- 1				4- 2			
4- 4		0- 0	0- 0		AWAY		0- 1				4- 3			
1- 1		0- 0	0- 0		NEUTRAL		0- 0				1- 1			
RPI 1-25		RPI 26-50		RPI 51-100		RPI 101+		Team's RPI: 194						
RPI S	Opponent	Score	RPI S	Opponent	Score	RPI S	Opponent	Score	RPI S	Opponent	Score			
8	A Vanderbi l t	75 102	33	A Texas	68 73	61	A Mi ssouri	60 89	127	A Stephen F. Austin	46 83			
18	A Bayl or	62 64				62	A Texas-Arlington	54 72	127	H Stephen F. Austin	65 76			
						62	H Texas-Arlington	60 75	127	N Stephen F. Austin	77 86			
						100	A Bel mont	67 80	166	N UMBC	43 66			
									188	H St. Mary's (Cal.)	96 79			
									193	H Southern Mi ss.	63 48			
									195	A UTSA	43 61			
									195	H UTSA	71 69			
									202	A Tenn. -Martin	68 69			
									204	A Texas St.	48 76			
									204	H Texas St.	63 74			
									204	N Texas St.	78 77			
									261	A Tex. -Pan American	51 49			
									261	H Tex. -Pan American	48 53			
									276	A Southeastern La.	47 46			
									277	H Central Ark.	73 71			
									285	H Lamar	85 81			
									315	H Northwestern St.	67 61			
									316	A Sam Houston St.	72 60			
									316	H Sam Houston St.	90 73			
									317	A Ni choll s St.	66 61			
									334	A McNeese St.	66 54			
LAST 10 Division I GAMES:														
127 N Stephen F. Austin		77 86	285 H Lamar		85 81									
204 N Texas St.		78 77	62 A Texas-Arlington		54 72									
316 H Sam Houston St.		90 73	204 H Texas St.		63 74									
127 A Stephen F. Austin		46 83	276 A Southeastern La.		47 46									
195 A UTSA		43 61	317 A Ni choll s St.		66 61									

Non-Div I Games: Tex. A&amp;M-Commerc79 63 Huston-Tillotson85 44

A&amp;M-Corpus Christi

Loss, Non-Conf, S Site, H Home A Away N Neutral

Average RPI Win: 223		WON-LOST RECORD		WINNING PCT. RANK		LAST 10 GAMES		STRENGTH OF SCHEDULE		OPP. STRENGTH OF SCHEDULE		TEAM RPI		ADJ. RPI		CONF. RPI		ADJ CONF. RPI	
DIV. I ONLY		6- 22		304		2- 8		104		136		256		255		7		7	
DIV. I NON-CONF.		4- 6		214		0- 0		130		279		200		202		7		7	
TOTALS		RPI 1-25		RPI 26-50		W-L RECORDS		RPI 51-100		RPI 100+									
6- 22		0- 0		0- 5		OVERALL		0- 8		6- 9									
3- 10		0- 0		0- 3		HOME		0- 4		3- 3									
1- 12		0- 0		0- 2		AWAY		0- 4		1- 6									
2- 0		0- 0		0- 0		NEUTRAL		0- 0		2- 0									
4- 6		0- 0		0- 0		NON-CONFERENCE		0- 2		4- 4									
2- 2		0- 0		0- 0		HOME		0- 1		2- 1									
1- 4		0- 0		0- 0		AWAY		0- 1		1- 3									
1- 0		0- 0		0- 0		NEUTRAL		0- 0		1- 0									
2- 16		0- 0		0- 5		CONFERENCE		0- 6		2- 5									
1- 8		0- 0		0- 3		HOME		0- 3		1- 2									
0- 8		0- 0		0- 2		AWAY		0- 3		0- 3									
1- 0		0- 0		0- 0		NEUTRAL		0- 0		1- 0									
RPI 1-25		Score		RPI 26-50		Score		RPI 51-100		Score		RPI 101+		Team's RPI: 255		Score			
RPI S	Opponent			RPI S	Opponent			RPI S	Opponent			RPI S	Opponent						
38	A Brigham Young	40	70	59	A TCU	48	86	108	A Denver	46	59	156	A UNLV	58	72				
38	H Brigham Young	46	59	59	H TCU	61	87	156	H UNLV	55	63	156	H UNLV	55	63				
38	H Bri gham Young	40	72	73	A Wyomi ng	35	64	164	H Western Mi ch.	54	71	165	A San Di ego St.	51	60				
43	A New Mexi co	46	60	73	H Wyomi ng	43	64	165	H San Di ego St.	60	52	169	N Butler	62	61				
43	H New Mexi co	47	57	78	H Wi sconsi n	58	91	179	H Weber St.	78	73	187	A Ill . -Chi cago	57	58				
				83	A Utah	59	80	217	A Wi s. -Mi l waukee	53	65	240	H Yale	67	55				
				83	H Utah	52	60	272	A Col orado St.	49	61	272	H Col orado St.	56	65				
				98	A San Di ego	55	59	272	N Col orado St.	47	46	310	A Northern Col o.	72	59				
LAST 10 Divi sion I GAMES:																			
38	H Brigham Young	40	72	43	H New Mexi co	47	57	165	H San Di ego St.	60	52	59	A TCU	48	86				
272	N Col orado St.	47	46	38	A Bri gham Young	40	70	272	A Col orado St.	49	61								
73	A Wyomi ng	35	64	38	A Bri gham Young	40	70												
156	A UNLV	58	72	272	A Col orado St.	49	61												
83	H Utah	52	60																

A  
i  
r  
F  
o  
r  
c  
eA  
i  
r  
F  
o  
r  
c  
e

Non-Di v I Games: Al as. Anchorage 60 62

Air Force

Loss, Non-Conf, S Site, H Home A Away N Neutral

Average RPI Win: 237  
Average RPI Loss: 138

WON-LOST  
RECORD

WINNING  
PCT. RANK

LAST 10  
GAMES

STRENGTH OF  
SCHEDULE

OPP. STRENGTH  
OF SCHEDULE

TEAM  
RPI

ADJ.  
RPI

CONF.  
RPI

ADJ CONF.  
RPI

DIV. I ONLY  
DIV. I NON-CONF.

10- 19  
7- 5

244  
120

3- 7  
0- 0

234  
315

161  
242

249  
221

250  
221

11  
13

11  
13

TOTALS

RPI 1-25

RPI 26-50

W-L RECORDS

RPI 51-100

RPI 100+

10- 19

0- 3

0- 1

OVERALL

0- 0

10- 15

7- 8

0- 2

0- 1

HOME

0- 0

7- 5

2- 10

0- 1

0- 0

AWAY

0- 0

2- 9

1- 1

0- 0

0- 0

NEUTRAL

0- 0

1- 1

7- 5

0- 1

0- 0

NON-CONFERENCE

0- 0

7- 4

4- 3

0- 1

0- 0

HOME

0- 0

4- 2

2- 2

0- 0

0- 0

AWAY

0- 0

2- 2

1- 0

0- 0

0- 0

NEUTRAL

0- 0

1- 0

3- 14

0- 2

0- 1

CONFERENCE

0- 0

3- 11

3- 5

0- 1

0- 1

HOME

0- 0

3- 3

0- 8

0- 1

0- 0

AWAY

0- 0

0- 7

0- 1

0- 0

0- 0

NEUTRAL

0- 0

0- 1

RPI 1-25

RPI S Opponent

Score

RPI 26-50

RPI S Opponent

Score

RPI 51-100







RPI S Opponent

Score







































RPI 101+

RPI S Opponent

















Team's RPI: 250  
Score

21  Bowling Green 46   
21  Bowling Green 32   
24  Pittsburgh 55 

41  Ball St. 49 





109  Ohio 68   
109  Ohio 55   
111  Eastern Mich. 69 53  
112  Northern Ill. 70   
112 N Northern Ill. 56   
113  Kent St. 58   
113  Kent St. 47   
164  Western Mich. 58   
172  Valparaiso 49   
182  Miami (Ohio) 73   
182  Miami (Ohio) 77 75  
183  St. Louis 58   
184  Toledo 63 62  
209  Dayton 57   
224  Central Mich. 69   
228 N Binghamton 55 44  
234  Fla. Atlantic 77   
235  Buffalo 58   
235  Buffalo 59   
249  Niagara 69 42  
256  Duquesne 55 43  
270  Lehigh 62 61  
281  St. Francis (Pa.) 71 54  
303  Youngstown St. 66 58  
305  Cleveland St. 61 59

LAST 10 Division I GAMES:

112 N Northern Ill. 56   
109  Ohio 68   
235  Buffalo 59   
182  Miami (Ohio) 77 75  
113  Kent St. 58   
21  Bowling Green 46   
184  Toledo 63 62  
224  Central Mich. 69   
111  Eastern Mich. 69 53  
164  Western Mich. 58 

Non-Div I Games:

Akron

 Loss,  Non-Conf, S Site,  Home  Away N Neutral

A  
l  
a  
b  
a  
m  
a

Alabama				Through Games Of Sunday, March 11, 2007											
Average RPI Win:		215	WON-LOST	WINNING	LAST 10	STRENGTH OF	OPP. STRENGTH	TEAM	ADJ.	CONF.	ADJ CONF.				
Average RPI Loss:		52	RECORD	PCT. RANK	GAMES	SCHEDULE	OF SCHEDULE	RPI	RPI	RPI	RPI				
DIV. I ONLY		10- 20	247	0- 10	20	69	122	119	1	1					
DIV. I NON-CONF.		10- 5	82	0- 0	83	300	77	76	1	1					
<hr/>															
TOTALS		RPI 1-25	RPI 26-50		W-L RECORDS		RPI 51-100		RPI 100+						
10- 20		0- 6	1- 5		OVERALL		1- 7		8- 2						
9- 8		0- 3	1- 2		HOME		1- 2		7- 1						
0- 10		0- 3	0- 2		AWAY		0- 4		0- 1						
1- 2		0- 0	0- 1		NEUTRAL		0- 1		1- 0						
<hr/>															
10- 5		0- 0	1- 1		NON-CONFERENCE		1- 3		8- 1						
9- 1		0- 0	1- 1		HOME		1- 0		7- 0						
0- 3		0- 0	0- 0		AWAY		0- 2		0- 1						
1- 1		0- 0	0- 0		NEUTRAL		0- 1		1- 0						
<hr/>															
0- 15		0- 6	0- 4		CONFERENCE		0- 4		0- 1						
0- 7		0- 3	0- 1		HOME		0- 2		0- 1						
0- 7		0- 3	0- 2		AWAY		0- 2		0- 0						
0- 1		0- 0	0- 1		NEUTRAL		0- 0		0- 0						
<hr/>															
RPI 1-25				RPI 26-50				RPI 51-100				RPI 101+ Team's RPI: 119			
RPI	S	Opponent	Score	RPI	S	Opponent	Score	RPI	S	Opponent	Score	RPI	S	Opponent	Score
1	A	Tennessee	36 72	35	H	Chattanooga	68 56	61	N	Missouri	70 78	120	H	Florida	64 66
1	H	Tennessee	51 80	40	A	Mississippi	43 84	65	A	South Carolina	35 95	130	A	Louisiana Tech	57 66
8	A	Vanderbilt	51 91	40	N	Mississippi	49 78	69	A	Tulane	68 83	138	H	North Dakota St.	78 53
11	H	Georgia	51 92	44	A	Auburn	61 93	72	A	Arkansas St.	56 73	199	H	Samford	62 53
14	A	LSU	27 70	44	H	Auburn	58 63	77	H	Kentucky	62 63	214	N	Cal St. Northridge	75 56
14	H	LSU	45 61	49	H	South Dakota St.	54 65	82	A	Arkansas	63 71	220	H	Tennessee Tech	71 56
								90	H	Mississippi St.	70 89	276	H	Southeastern La.	60 57
								100	H	Belmont	52 51	311	H	Birmingham-So.	83 66
												322	H	Savannah St.	102 48
												334	H	McNeese St.	84 55
<hr/>															
LAST 10 Division I GAMES:															
40 N Mississippi				49 78	11 H Georgia				51 92						
14 A LSU				27 70	8 A Vanderbilt				51 91						
90 H Mississippi St.				70 89	44 A Auburn				61 93						
120 H Florida				64 66	1 H Tennessee				51 80						
40 A Mississippi				43 84	14 H LSU				45 61						

A  
l  
a  
b  
a  
m  
a

Non-Div I Games:

Alabama



Average RPI Win: 287

Average RPI Loss: 201

WON-LOST  
RECORDWINNING  
PCT. RANKLAST 10  
GAMESSTRENGTH OF  
SCHEDULEOPP. STRENGTH  
OF SCHEDULETEAM  
RPIADJ.  
RPICONF.  
RPIADJ CONF.  
RPI

DIV. I ONLY

16- 13

140

4- 6

316

329

234

236

32

32

DIV. I NON-CONF.

3- 7

262

0- 0

210

231

259

259

32

32

TOTALS

RPI 1-25

RPI 26-50

W-L RECORDS

RPI 51-100

RPI 100+

16- 13

0- 1

0- 0

OVERALL

0- 1

16- 11

9- 3

0- 0

0- 0

HOME

0- 0

9- 3

6- 8

0- 1

0- 0

AWAY

0- 1

6- 6

1- 2

0- 0

0- 0

NEUTRAL

0- 0

1- 2

3- 7

0- 1

0- 0

NON-CONFERENCE

0- 1

3- 5

1- 2

0- 0

0- 0

HOME

0- 0

1- 2

1- 4

0- 1

0- 0

AWAY

0- 1

1- 2

1- 1

0- 0

0- 0

NEUTRAL

0- 0

1- 1

13- 6

0- 0

0- 0

CONFERENCE

0- 0

13- 6

8- 1

0- 0

0- 0

HOME

0- 0

8- 1

5- 4

0- 0

0- 0

AWAY

0- 0

5- 4

0- 1

0- 0

0- 0

NEUTRAL

0- 0

0- 1

RPI 1-25

RPI 26-50

RPI 51-100

RPI 101+

Team's RPI: 236

RPI	S	Opponent	Score
9	A	Ohio St.	55 98

RPI	S	Opponent	Score
-----	---	----------	-------

RPI	S	Opponent	Score
61	A	Missouri	54 76

RPI	S	Opponent	Score
106	A	Cincinnati	61 67
123	H	Murray St.	59 61
197	A	Jackson St.	61 87
197	H	Jackson St.	56 51
199	N	Samford	52 67
200	H	Appalachian St.	64 86
206	A	Prairie View	65 58
206	H	Prairie View	45 52
247	A	Ark. - Pine Bluff	58 56
247	H	Ark. - Pine Bluff	79 66
257	A	Alcorn St.	57 58
257	H	Alcorn St.	69 53
259	N	Eastern Ill.	67 66
294	A	Alabama St.	62 76
294	H	Alabama St.	68 64
311	A	Birmingham-So.	74 59
311	H	Birmingham-So.	70 58
312	A	Grambling	68 61
312	H	Grambling	81 75
312	N	Grambling	62 68
320	A	South Carolina St.	53 54
325	A	Southern U.	43 57
325	H	Southern U.	56 40
329	A	Mississippi Val.	58 41
329	H	Mississippi Val.	70 59
330	A	Texas Southern	80 59
330	H	Texas Southern	57 33

LAST 10 Division I GAMES:

312	N	Grambling	62 68
197	A	Jackson St.	61 87
312	A	Grambling	68 61
206	H	Prairie View	45 52
330	H	Texas Southern	57 33

325	A	Southern U.	43 57
257	A	Alcorn St.	57 58
294	A	Alabama St.	62 76
247	H	Ark. - Pine Bluff	79 66
329	H	Mississippi Val.	70 59

Alabama A&amp;M

Alabama A&amp;M

Non-Div I Games: Ala. -Huntsville 73 37

Alabama A&amp;M

Loss, Non-Conf, S Site, H Home A Away N Neutral

Average RPI Win:		305	WON-LOST		WINNING		LAST 10		STRENGTH OF		OPP. STRENGTH		TEAM		ADJ.		CONF.		ADJ CONF.		
Average RPI Loss:		193	RECORD		PCT. RANK		GAMES		SCHEDULE		OF SCHEDULE		RPI		RPI		RPI		RPI		
DIV. I ONLY		10- 18	237		6- 4		322		302		294		294		32		32				
DIV. I NON-CONF.		1- 8	319		0- 0		263		43		316		315		32		32				
TOTALS		RPI 1-25	RPI 26-50		W-L RECORDS		RPI 51-100		RPI 100+												
10- 18		0- 1	0- 1		OVERALL		0- 1		10- 15												
6- 4		0- 0	0- 0		HOME		0- 0		6- 4												
4- 10		0- 0	0- 1		AWAY		0- 1		4- 8												
0- 4		0- 1	0- 0		NEUTRAL		0- 0		0- 3												
1- 8		0- 1	0- 1		NON-CONFERENCE		0- 1		1- 5												
1- 0		0- 0	0- 0		HOME		0- 0		1- 0												
0- 5		0- 0	0- 1		AWAY		0- 1		0- 3												
0- 3		0- 1	0- 0		NEUTRAL		0- 0		0- 2												
9- 10		0- 0	0- 0		CONFERENCE		0- 0		9- 10												
5- 4		0- 0	0- 0		HOME		0- 0		5- 4												
4- 5		0- 0	0- 0		AWAY		0- 0		4- 5												
0- 1		0- 0	0- 0		NEUTRAL		0- 0		0- 1												
RPI 1-25		RPI 26-50		RPI 51-100		RPI 101+		Team's RPI: 294													
RPI S	Opponent	Score	RPI S	Opponent	Score	RPI S	Opponent	Score	RPI S	Opponent	Score										
22 N	North Carolina St.	33 74	44 A	Auburn	47 84	77 A	Kentucky	46 75	106 A	Cincinnati	53 92										
									120 A	Florida	39 99										
									178 N	Hampton	67 74										
									197 A	Jackson St.	49 59										
									197 H	Jackson St.	46 52										
									206 A	Prairie View	50 74										
									206 H	Prairie View	61 87										
									234 N	Fla. Atlantic	54 84										
									236 A	Alabama A&M	64 68										
									236 H	Alabama A&M	76 62										
									247 A	Ark. -Pine Bluff	51 55										
									247 H	Ark. -Pine Bluff	61 54										
									247 N	Ark. -Pine Bluff	52 64										
									257 A	Alcorn St.	57 74										
									257 H	Alcorn St.	39 50										
									304 H	Winston-Salem	76 63										
									311 A	Birmingham-So.	63 69										
									312 A	Grambling	73 65										
									312 H	Grambling	82 78										
									325 A	Southern U.	45 37										
									325 H	Southern U.	57 61										
									329 A	Mississippi Val.	70 63										
									329 H	Mississippi Val.	72 60										
									330 A	Texas Southern	64 54										
									330 H	Texas Southern	55 38										
LAST 10 Division I GAMES:																					
247 N	Ark. -Pine Bluff	52 64	257 A	Alcorn St.	57 74																
312 A	Grambling	73 65	325 A	Southern U.	45 37																
197 A	Jackson St.	49 59	236 H	Alabama A&M	76 62																
330 H	Texas Southern	55 38	329 H	Mississippi Val.	72 60																
206 H	Prairie View	61 87	247 H	Ark. -Pine Bluff	61 54																

Alabama St.

Non-Div I Games: Stillman

60 59

Tuskegee

53 46

Alabama St.

Loss, 
Non-Conf, 
S Site, 
H Home
A Away
N Neutral

Albany (N. Y.)				Through Games Of Sunday, March 11, 2007							
Average RPI Win:		223	WON-LOST	WINNING	LAST 10	STRENGTH OF	OPP. STRENGTH	TEAM	ADJ.	CONF.	ADJ CONF.
Average RPI Loss:		149	RECORD	PCT. RANK	GAMES	SCHEDULE	OF SCHEDULE	RPI	RPI	RPI	RPI
DIV. I ONLY		9- 22	272	2- 8	141	202	248	251	16	16	
DIV. I NON-CONF.		4- 9	257	0- 0	148	278	230	232	16	16	
-----											
TOTALS		RPI 1-25	RPI 26-50	W-L RECORDS		RPI 51-100	RPI 100+				
9- 22		0- 1	0- 3	OVERALL		0- 3	9- 15				
5- 8		0- 0	0- 1	HOME		0- 1	5- 6				
3- 12		0- 0	0- 1	AWAY		0- 2	3- 9				
1- 2		0- 1	0- 1	NEUTRAL		0- 0	1- 0				
4- 9		0- 1	0- 0	NON-CONFERENCE		0- 1	4- 7				
2- 3		0- 0	0- 0	HOME		0- 0	2- 3				
2- 5		0- 0	0- 0	AWAY		0- 1	2- 4				
0- 1		0- 1	0- 0	NEUTRAL		0- 0	0- 0				
5- 13		0- 0	0- 3	CONFERENCE		0- 2	5- 8				
3- 5		0- 0	0- 1	HOME		0- 1	3- 3				
1- 7		0- 0	0- 1	AWAY		0- 1	1- 5				
1- 1		0- 0	0- 1	NEUTRAL		0- 0	1- 0				
-----											
RPI 1-25			RPI 26-50			RPI 51-100			RPI 101+ Team's RPI: 251		
RPI S	Opponent	Score	RPI S	Opponent	Score	RPI S	Opponent	Score	RPI S	Opponent	Score
21 N	Bowling Green	40 76	47 A	Hartford	54 60	78 A	Wisconsin	46 75	118 H	Sacred Heart	60 55
			47 H	Hartford	42 60	84 A	Stony Brook	73 82	131 A	VCU	55 67
			47 N	Hartford	50 60	84 H	Stony Brook	61 67	137 H	La Salle	63 77
									150 A	Vermont	61 65
									150 H	Vermont	62 59
									153 H	Army	51 63
									157 A	Boston U.	64 72
									157 H	Boston U.	53 64
									166 A	UMBC	41 66
									166 H	UMBC	70 51
									168 A	Maine	63 71
									168 H	Maine	52 57
									174 H	St. Bonaventure	45 62
									226 H	Holy Cross	63 50
									228 A	Binghamton	63 59
									228 H	Binghamton	60 70
									231 A	Siena	72 52
									235 A	Buffalo	35 61
									271 A	UCF	51 59
									284 A	New Hampshire	44 58
									284 H	New Hampshire	75 68
									284 N	New Hampshire	64 61
									285 A	Lamar	43 56
									316 A	Sam Houston St.	58 48

Non-Div I Games:

Albany (N. Y.)

Loss, Non-Conf, S Site, H Home A Away N Neutral

[illegible]

### Non-Div I Games:

Al corn St.

Loss, Non-Conf, S Site, H Home A Away N Neutral

Average RPI Win: 257		WON-LOST RECORD		WINNING PCT. RANK		LAST 10 GAMES		STRENGTH OF SCHEDULE		OPP. STRENGTH OF SCHEDULE		TEAM RPI		ADJ. RPI		CONF. RPI		ADJ CONF. RPI	
DIV. I ONLY		13- 19		217		4- 6		292		266		270		274		24		25	
DIV. I NON-CONF.		5- 10		243		0- 0		248		190		265		264		26		26	
TOTALS		RPI 1-25		RPI 26-50		W-L RECORDS		RPI 51-100		RPI 100+									
13- 19		0- 0		0- 2		OVERALL		0- 1		13- 16									
7- 7		0- 0		0- 0		HOME		0- 0		7- 7									
5- 11		0- 0		0- 1		AWAY		0- 1		5- 9									
1- 1		0- 0		0- 1		NEUTRAL		0- 0		1- 0									
5- 10		0- 0		0- 2		NON-CONFERENCE		0- 1		5- 7									
2- 5		0- 0		0- 0		HOME		0- 0		2- 5									
3- 4		0- 0		0- 1		AWAY		0- 1		3- 2									
0- 1		0- 0		0- 1		NEUTRAL		0- 0		0- 0									
8- 9		0- 0		0- 0		CONFERENCE		0- 0		8- 9									
5- 2		0- 0		0- 0		HOME		0- 0		5- 2									
2- 7		0- 0		0- 0		AWAY		0- 0		2- 7									
1- 0		0- 0		0- 0		NEUTRAL		0- 0		1- 0									
RPI 1-25		RPI 26-50		RPI 51-100		RPI 101+		Team's RPI: 274											
RPI S	Opponent	Score	RPI S	Opponent	Score	RPI S	Opponent	Score	RPI S	Opponent	Score								
29	A Delaware	54 71	29	A Delaware	54 71	91	A Loyol a Marymount	62 67	122	A Li berty	42 73								
39 N	West Vi rgi ni a	55 57	39 N	West Vi rgi ni a	55 57				128	A Bucknel I	62 70								
									128	H Bucknel I	57 70								
									145	H Towson	57 69								
									149	H Georgetown	56 65								
									153	A Army	47 60								
									153	H Army	58 54								
									166	H UMBC	61 60								
									205	H Drexel	58 61								
									210	A Monmouth	64 76								
									225	H George Mason	53 60								
									226	A Hol y Cross	54 61								
									226	A Hol y Cross	48 56								
									226	H Hol y Cross	59 55								
									237	A Penn	61 51								
									244	H Furman	78 57								
									263	A Navy	58 65								
									263	A Navy	68 55								
									263	H Navy	62 48								
									270	A Lehi gh	55 52								
									270	H Lehi gh	60 67								
									275	A Fordham	78 53								
									289	H Longwood	59 66								
									297	A Col gate	53 66								
									297	H Col gate	69 58								
									297	N Col gate	68 45								
									321	A Lafayette	50 62								
									321	H Lafayette	60 46								
									331	A Wagner	73 56								
Non-Div I Games:																			
<div>Loss,Non-Conf,S Site,H HomeA AwayN Neutral</div>																			



Average RPI Win:		180	WON-LOST	WINNING	LAST 10	STRENGTH OF	OPP. STRENGTH	TEAM	ADJ.	CONF.	ADJ CONF.
Average RPI Loss:		55	RECORD	PCT. RANK	GAMES	SCHEDULE	OF SCHEDULE	RPI	RPI	RPI	RPI
DIV. I ONLY	11- 21	246	4- 6	31	52	128	124	6	6		
DIV. I NON-CONF.	6- 6	151	0- 0	9	47	52	50	6	6		
TOTALS	RPI 1-25	RPI 26-50	W-L RECORDS	RPI 51-100	RPI 100+						
11- 21	1- 8	0- 5	OVERALL	2- 5	8- 3						
6- 9	1- 2	0- 3	HOME	0- 2	5- 2						
3- 10	0- 4	0- 2	AWAY	1- 3	2- 1						
2- 2	0- 2	0- 0	NEUTRAL	1- 0	1- 0						
6- 6	1- 3	0- 1	NON-CONFERENCE	2- 1	3- 1						
4- 2	1- 0	0- 1	HOME	0- 0	3- 1						
1- 3	0- 2	0- 0	AWAY	1- 1	0- 0						
1- 1	0- 1	0- 0	NEUTRAL	1- 0	0- 0						
5- 15	0- 5	0- 4	CONFERENCE	0- 4	5- 2						
2- 7	0- 2	0- 2	HOME	0- 2	2- 1						
2- 7	0- 2	0- 2	AWAY	0- 2	2- 1						
1- 1	0- 1	0- 0	NEUTRAL	0- 0	1- 0						
RPI S Opponent	RPI 1-25	Score	RPI S Opponent	RPI 26-50	Score	RPI S Opponent	RPI 51-100	Score	RPI S Opponent	RPI 101+	Team's RPI: 124
6 A Maryland	61	75	28 A Cal i forni a	48	65	59 N TCU	59	56	103 A UCLA	66	63
10 A Stanford	58	86	28 H Cal i forni a	64	84	67 A Southern	42	66	103 H UCLA	73	76
10 H Stanford	76	86	42 A Washi ngton	64	79	Cal i forni a			121 H Fresno St.	60	69
10 N Stanford	55	65	42 H Washi ngton	66	83	67 H Southern	68	77	130 H Loui si ana Tech	74	59
15 A Arizona St.	62	89	43 H New Mexi co	63	76	Cal i forni a			218 A Oregon St.	62	69
15 H Arizona St.	54	59				83 A Utah	60	66	218 H Oregon St.	65	61
16 N George Washi ngton	65	69				92 A UTEP	72	68	218 N Oregon St.	69	54
22 H North Carolina St.	68	66				99 A Oregon	73	86	268 H Long Beach St.	77	39
23 A Texas A&M	44	64				99 H Oregon	55	59	278 A Washi ngton St.	55	51
									278 H Washi ngton St.	59	57
									317 H Ni chol l s St.	83	41
LAST 10 Div sion I GAMES:											
10 N Stanford	55	65	99 H Oregon	55	59						
218 N Oregon St.	69	54	218 H Oregon St.	65	61						
15 H Ari zona St.	54	59	42 A Washi ngton	64	79						
67 A Southern Cal i forni a	42	66	278 A Washi ngton St.	55	51						
103 A UCLA	66	63	28 H Cal i forni a	64	84						

Non-Di v I Games:

Ari zona

Loss, Non-Conf, S Site, H Home A Away N Neutral

A  
r  
i  
z  
o  
n  
a

A  
r  
i  
z  
o  
n  
a

Average RPI Win:	114	WON-LOST	WINNING	LAST 10	STRENGTH OF	OPP. STRENGTH	TEAM	ADJ.	CONF.	ADJ CONF.
Average RPI Loss:	9	RECORD	PCT. RANK	GAMES	SCHEDULE	OF SCHEDULE	RPI	RPI	RPI	RPI

DIV. I ONLY	28- 4	11	8- 2	49	32	16	15	6	6
DIV. I NON-CONF.	10- 1	16	3- 1	62	19	14	13	6	6

TOTALS	RPI 1-25	RPI 26-50	W-L RECORDS	RPI 51-100	RPI 100+
28- 4	1- 5	10- 0	OVERALL	6- 0	14- 0
14- 2	0- 2	4- 0	HOME	2- 0	8- 0
10- 1	0- 1	3- 0	AWAY	2- 0	5- 0
7- 2	1- 2	3- 0	NEUTRAL	2- 0	1- 0
10- 1	1- 2	5- 0	NON-CONFERENCE	2- 0	5- 0
6- 1	0- 1	2- 0	HOME	0- 0	4- 0
2- 0	0- 0	1- 0	AWAY	0- 0	1- 0
5- 1	1- 1	2- 0	NEUTRAL	2- 0	0- 0
18- 3	0- 3	5- 0	CONFERENCE	4- 0	9- 0
8- 1	0- 1	2- 0	HOME	2- 0	4- 0
8- 1	0- 1	2- 0	AWAY	2- 0	4- 0
2- 1	0- 1	1- 0	NEUTRAL	0- 0	1- 0

RPI S	Opponent	Score
1 H	Tennessee	74 83
10 A	Stanford	71 77
10 H	Stanford	65 73
10 N	Stanford	55 62
12 N	Rutgers	45 64
21 N	Bowling Green	67 49

RPI S	Opponent	Score
28 A	Cal i forni a	74 58
28 H	Cal i forni a	66 54
28 N	Cal i forni a	60 53
34 N	Western Ky.	67 63
36 H	Nebraska	87 60
37 N	Loui sville	67 58
42 A	Washi ngton	75 64
42 H	Washi ngton	88 83
43 H	New Mexi co	67 49
46 A	Gonzaga	81 66

RPI S	Opponent	Score
56 N	Texas Tech	61 45
67 A	Southern	68 57
	Cal i forni a	
67 H	Southern	62 54
	Cal i forni a	
97 N	UC Ri versi de	57 50
99 A	Oregon	80 70
99 H	Oregon	61 48

RPI S	Opponent	Score
103 A	UCLA	80 69
103 H	UCLA	92 52
103 N	UCLA	74 64
104 H	Northern Ari z.	85 72
124 A	Ari zona	59 54
124 H	Ari zona	89 62
157 H	Boston U.	75 53
218 A	Oregon St.	59 43
218 H	Oregon St.	78 63
234 H	Fl a. Atl antic	96 60
278 A	Washi ngton St.	66 41
278 H	Washi ngton St.	89 44
288 A	UC I rvi ne	75 46
317 H	Ni chol l s St.	91 46

LAST 10 Div sion I GAMES:

12 N	Rutgers	45 64
21 N	Bowl ing Green	67 49
37 N	Loui sville	67 58
97 N	UC Ri versi de	57 50
10 N	Stanford	55 62
28 N	Cal i forni a	60 53
103 N	UCLA	74 64
124 A	Ari zona	59 54
103 A	UCLA	80 69
67 A	Southern Cal i forni a	68 57

A  
r  
i  
z  
o  
n  
a  
s  
t  
.

A  
r  
i  
z  
o  
n  
a  
s  
t  
.

Non-Di v I Games:

Ari zona St.

Loss, Non-Conf, S Site, H Home A Away N Neutral





Average RPI Win:	302	WON-LOST	WINNING	LAST 10	STRENGTH OF	OPP. STRENGTH	TEAM	ADJ.	CONF.	ADJ CONF.
Average RPI Loss:	153	RECORD	PCT. RANK	GAMES	SCHEDULE	OF SCHEDULE	RPI	RPI	RPI	RPI

DIV. I ONLY	11- 20	239	7- 3	195	306	250	247	32	32
DIV. I NON-CONF.	0- 11	331	0- 0	18	30	233	230	32	32

TOTALS	RPI 1-25	RPI 26-50	W-L RECORDS	RPI 51-100	RPI 100+
11- 20	0- 2	0- 1	OVERALL	0- 4	11- 13
7- 3	0- 0	0- 0	HOME	0- 0	7- 3
3- 16	0- 2	0- 1	AWAY	0- 4	3- 9
1- 1	0- 0	0- 0	NEUTRAL	0- 0	1- 1
0- 11	0- 2	0- 1	NON-CONFERENCE	0- 4	0- 4
0- 1	0- 0	0- 0	HOME	0- 0	0- 1
0- 10	0- 2	0- 1	AWAY	0- 4	0- 3
0- 0	0- 0	0- 0	NEUTRAL	0- 0	0- 0
11- 9	0- 0	0- 0	CONFERENCE	0- 0	11- 9
7- 2	0- 0	0- 0	HOME	0- 0	7- 2
3- 6	0- 0	0- 0	AWAY	0- 0	3- 6
1- 1	0- 0	0- 0	NEUTRAL	0- 0	1- 1

RPI S	Opponent	Score
7	A Oklahoma	42 87
18	A Baylor	48 100

RPI S	Opponent	Score
40	A Mississippi	46 79

RPI S	Opponent	Score
61	A Missouri	52 94
72	A Arkansas St.	55 87
77	A Kentucky	46 83
92	A UTEP	67 96

RPI S	Opponent	Score
106	A Cincinnati	65 89
114	H Indiana St.	73 116
161	A Michigan	50 80
176	A Oral Roberts	54 74
197	A Jackson St.	53 67
197	H Jackson St.	70 60
197	N Jackson St.	53 68
206	A Prairie View	55 60
206	H Prairie View	74 80
236	A Alabama A&M	66 79
236	H Alabama A&M	56 58
257	A Alcorn St.	51 66
257	H Alcorn St.	63 60
294	A Alabama St.	54 61
294	H Alabama St.	55 51
294	N Alabama St.	64 52
312	A Grambling	71 78
312	H Grambling	67 54
325	A Southern U.	56 51
325	H Southern U.	51 47
329	A Mississippi Val.	81 74
329	H Mississippi Val.	67 60
330	A Texas Southern	60 56
330	H Texas Southern	66 58

## LAST 10 Division I GAMES:

197	N Jackson St.	53 68
294	N Alabama St.	64 52
329	A Mississippi Val.	81 74
197	H Jackson St.	70 60
312	H Grambling	67 54
206	A Prairie View	55 60
330	A Texas Southern	60 56
257	H Alcorn St.	63 60
325	H Southern U.	51 47
236	A Alabama A&M	66 79

Non-Div I Games:

Ark. -Pine Bluff



Arkansas St.				The eight games of Sunday, March 11, 2007																
Average RPI Win:		154	WON-LOST		WINNING		LAST 10		STRENGTH OF		OPP. STRENGTH		TEAM		ADJ.		CONF.		ADJ CONF.	
Average RPI Loss:		84	RECORD		PCT. RANK		GAMES		SCHEDULE		OF SCHEDULE		RPI		RPI		RPI		RPI	
DIV. I ONLY			20- 12		84		5- 5		66			87			72		72		9 9	
DIV. I NON-CONF.			7- 4		98		1- 1		98			38			70		68		9 9	
TOTALS		RPI 1-25		RPI 26-50		W-L RECORDS				RPI 51-100				RPI 100+						
20- 12		0- 2		2- 2		OVERALL				4- 4				15- 5						
13- 2		0- 1		1- 1		HOME				3- 0				10- 0						
5- 10		0- 1		0- 1		AWAY				1- 4				4- 5						
2- 0		0- 0		1- 0		NEUTRAL				0- 0				1- 0						
7- 4		0- 1		1- 1		NON-CONFERENCE				1- 2				6- 1						
5- 1		0- 1		1- 0		HOME				1- 0				3- 0						
2- 4		0- 0		0- 1		AWAY				0- 2				2- 1						
1- 0		0- 0		0- 0		NEUTRAL				0- 0				1- 0						
13- 8		0- 1		1- 1		CONFERENCE				3- 2				9- 4						
9- 1		0- 0		0- 1		HOME				2- 0				7- 0						
3- 7		0- 1		0- 0		AWAY				1- 2				2- 4						
1- 0		0- 0		1- 0		NEUTRAL				0- 0				0- 0						
RPI 1-25		RPI 26-50		RPI 51-100		Team's RPI: 72		RPI 101+												
RPI S	Opponent	Score	RPI S	Opponent	Score	RPI S	Opponent	Score	RPI S	Opponent	Score									
4	H Purdue	61 67	28	A Cal i forni a	62 81	61	A Mi ssouri	53 74	101	A Charlotte	65 76									
13	A Mi ddl e Tenn.	54 82	34	H Western Ky.	59 64	63	H Oklahoma St.	80 73	108	A Denver	70 87									
			34 N Western Ky.	76 67		64	A La. -Lafayette	65 58	108	H Denver	53 48									
			49	H South Dakota St.	67 52	64	A La. -Lafayette	59 62	119	H Al abama	73 56									
						64	H La. -Lafayette	77 61	123	H Murray St.	59 52									
						78	A Wi sconsi n	45 77	129	A Florida Int'l	64 67									
						89	A Ark. -Li ttle Rock	48 64	138	A North Dakota St.	64 61									
						89	H Ark. -Li ttle Rock	62 43	170	A South Al a.	78 73									
									170	H South Al a.	69 57									
									175	A North Texas	66 82									
									175	H North Texas	57 51									
									185	A La. -Monroe	80 64									
									185	H La. -Monroe	72 54									
									185	H La. -Monroe	69 56									
									212	A Troy	55 76									
									234	H Fla. Atlantic	80 61									
									247	H Ark. -Pi ne Bl uff	87 55									
									262	A Mi ssouri St.	67 54									
									265	H New Orleans	68 56									
									314	N San Jose St.	90 71									
LAST 10 Div sion I GAMES:																				
78	A Wi sconsi n	45 77	89	A Ark. -Li ttle Rock	48 64															
123	H Murray St.	59 52	175	A North Texas	66 82															
64	A La. -Lafayette	59 62	185	H La. -Monroe	72 54															
34	N Western Ky.	76 67	108	A Denver	70 87															
185	H La. -Monroe	69 56	170	A South Al a.	78 73															

Non-Div I Games:

Arkansas St.

Average RPI Win: 262		WON-LOST	WINNING	LAST 10	STRENGTH OF	OPP. STRENGTH	TEAM	ADJ.	CONF.	ADJ CONF.
Average RPI Loss: 168		RECORD	PCT. RANK	GAMES	SCHEDULE	OF SCHEDULE	RPI	RPI	RPI	RPI
DIV. I ONLY	22- 6	30	7- 3	332	235	152	153	24	25	
DIV. I NON-CONF.	11- 2	27	0- 0	334	153	143	146	26	26	
TOTALS	RPI 1-25	RPI 26-50	W-L RECORDS	RPI 51-100	RPI 100+					
22- 6	0- 1	0- 0	OVERALL	0- 1	22- 4					
11- 2	0- 1	0- 0	HOME	0- 0	11- 1					
11- 3	0- 0	0- 0	AWAY	0- 1	11- 2					
0- 1	0- 0	0- 0	NEUTRAL	0- 0	0- 1					
11- 2	0- 1	0- 0	NON-CONFERENCE	0- 1	11- 0					
5- 1	0- 1	0- 0	HOME	0- 0	5- 0					
6- 1	0- 0	0- 0	AWAY	0- 1	6- 0					
0- 0	0- 0	0- 0	NEUTRAL	0- 0	0- 0					
11- 4	0- 0	0- 0	CONFERENCE	0- 0	11- 4					
6- 1	0- 0	0- 0	HOME	0- 0	6- 1					
5- 2	0- 0	0- 0	AWAY	0- 0	5- 2					
0- 1	0- 0	0- 0	NEUTRAL	0- 0	0- 1					
RPI S	RPI 1-25	RPI S	RPI 26-50	RPI S	RPI 51-100	RPI S	RPI 101+	Team's RPI: 153		
9	Opponent	Score	Opponent	Score	Opponent	Score	Opponent	Score		
9	H Ohio St.	41 77			66	A Seton Hal l	54 65	128	A Bucknel l	55 59
								128	H Bucknel l	61 57
								146	A St. John's (N. Y. )	57 45
								212	H Troy	72 48
								226	A Hol y Cross	62 49
								226	H Hol y Cross	77 43
								241	A St. Francis (N. Y. )	57 43
								251	A Al bany (N. Y. )	63 51
								263	A Navy	58 43
								263	H Navy	44 49
								268	A Long Beach St.	69 59
								270	A Lehi gh	77 71
								270	H Lehi gh	56 53
								270	N Lehi gh	53 57
								274	A Ameri can	54 58
								274	H Ameri can	60 47
								280	H Central Conn. St.	77 64
								284	H New Hampshi re	54 51
								288	A UC I rvi ne	83 69
								290	H Col umbi a	68 43
								297	A Col gate	69 58
								297	H Col gate	65 48
								299	A Brown	75 59
								319	H Ri der	65 54
								321	A Lafayette	63 50
								321	H Lafayette	70 57
			LAST 10 Div sion I GAMES:							
			270	N Lehi gh	53 57	270	A Lehi gh	77 71		
			128	H Bucknel l	61 57	226	H Hol y Cross	77 43		
			321	H Lafayette	70 57	297	H Col gate	65 48		
			263	A Navy	58 43	128	A Bucknel l	55 59		
			274	A Ameri can	54 58	321	A Lafayette	63 50		

Army

Non-Div I Games: Merchant Marine 77 43 St. Thomas Aquin 87 48

Army

Loss, 
Non-Conf, 
S Site, 
H Home
A Away 
N Neutral

Average RPI Win: 146  
Average RPI Loss: 39

WON-LOST  
RECORD

WINNING  
PCT. RANK

LAST 10  
GAMES

STRENGTH OF  
SCHEDULE

OPP. STRENGTH  
OF SCHEDULE

TEAM  
RPI

ADJ.  
RPI

CONF.  
RPI

ADJ CONF.  
RPI

DIV. I ONLY	19- 12	94	4- 6	35	58	45	44	1	1
DIV. I NON-CONF.	13- 3	39	2- 1	37	205	24	25	1	1

TOTALS	RPI 1-25	RPI 26-50	W-L RECORDS	RPI 51-100	RPI 100+
19- 12	0- 6	2- 2	OVERALL	4- 5	15- 0
8- 5	0- 2	0- 1	HOME	0- 2	9- 0
8- 4	0- 3	1- 0	AWAY	3- 2	5- 0
3- 3	0- 1	1- 1	NEUTRAL	1- 1	1- 0
13- 3	0- 2	1- 1	NON-CONFERENCE	3- 1	11- 0
7- 0	0- 0	0- 0	HOME	0- 0	7- 0
5- 2	0- 1	0- 0	AWAY	2- 1	3- 0
3- 2	0- 1	1- 1	NEUTRAL	1- 0	1- 0
6- 9	0- 4	1- 1	CONFERENCE	1- 4	4- 0
2- 5	0- 2	0- 1	HOME	0- 2	2- 0
4- 3	0- 2	1- 0	AWAY	1- 1	2- 0
0- 1	0- 0	0- 0	NEUTRAL	0- 1	0- 0

RPI S	Opponent	Score
1	H Tennessee	62 72
8	A Vanderbilt	45 80
11	H Georgia	55 62
14	A LSU	45 65
16	A George Washington	51 62
17	N Marquette	61 65

RPI S	Opponent	Score
26	N James Madison	79 76
27	N Xavier	64 75
40	A Mississippi	64 56
40	H Mississippi	66 74

RPI S	Opponent	Score
58	A Virginia Tech	81 73
65	A South Carolina	61 70
65	N South Carolina	63 65
70	A Western Caro.	71 56
77	H Kentucky	65 68
81	A Kansas St.	54 67
82	H Arkansas	62 65
90	A Mississippi St.	63 57
97	N UC Riverside	51 43

RPI S	Opponent	Score
102	H UAB	74 60
109	H Ohio	73 54
119	A Alabama	63 58
119	H Alabama	93 61
120	A Florida	74 69
120	H Florida	78 62
140	H Oakland	74 55
144	A Miami (Fla.)	79 61
164	N Western Mich.	95 86
173	A Nevada	84 75
197	H Jackson St.	84 45
286	A Md.-East. Shore	70 31
294	H Alabama St.	84 47
301	H Jacksonville St.	74 44
304	H Winston-Salem	85 47

LAST 10 Division I GAMES:

81	A Kansas St.	54 67
58	A Virginia Tech	81 73
102	H UAB	74 60
65	N South Carolina	63 65
40	A Mississippi	64 56
120	H Florida	78 62
11	H Georgia	55 62
65	A South Carolina	61 70
8	A Vanderbilt	45 80
1	H Tennessee	62 72

Non-Div I Games:

Auburn

Loss, Non-Conf, S Site, H Home A Away N Neutral

Average RPI Win:	215	WON-LOST RECORD	WINNING PCT. RANK	LAST 10 GAMES		STRENGTH OF SCHEDULE	OPP. STRENGTH OF SCHEDULE	TEAM RPI	ADJ. RPI	CONF. RPI	ADJ CONF. RPI
DIV. I ONLY	10- 20	247	3- 7	158	255	237	238	22	22		
DIV. I NON-CONF.	1- 8	319	0- 0	52	219	245	246	20	20		
TOTALS	RPI 1-25		RPI 26-50		W-L RECORDS		RPI 51-100		RPI 100+		
10- 20	0- 1		0- 1		OVERALL		1- 4		9- 14		
7- 6	0- 0		0- 0		HOME		1- 1		6- 5		
3- 12	0- 1		0- 1		AWAY		0- 3		3- 7		
0- 2	0- 0		0- 0		NEUTRAL		0- 0		0- 2		
1- 8	0- 1		0- 1		NON-CONFERENCE		0- 2		1- 4		
1- 2	0- 0		0- 0		HOME		0- 1		1- 1		
0- 4	0- 1		0- 1		AWAY		0- 1		0- 1		
0- 2	0- 0		0- 0		NEUTRAL		0- 0		0- 2		
9- 12	0- 0		0- 0		CONFERENCE		1- 2		8- 10		
6- 4	0- 0		0- 0		HOME		1- 0		5- 4		
3- 8	0- 0		0- 0		AWAY		0- 2		3- 6		
0- 0	0- 0		0- 0		NEUTRAL		0- 0		0- 0		
RPI 1-25			RPI 26-50		RPI 51-100		RPI 101+ Team's RPI: 238				
RPI S Opponent Score			RPI S Opponent Score		RPI S Opponent Score		RPI S Opponent Score				
13 A Middle Tenn. 49 80			35 A Chattanooga 56 80		82 H Arkansas 46 58 93 A Southeast Mo. St. 56 67 93 A Southeast Mo. St. 54 58 93 H Southeast Mo. St. 75 60 96 A Southern Ill. 41 54		123 A Murray St. 82 70 123 H Murray St. 63 64 133 A Evansville 44 72 133 H Evansville 74 72 199 A Samford 55 67 199 H Samford 54 68 202 A Tenn. -Martin 54 64 202 H Tenn. -Martin 57 55 203 A Morehead St. 61 66 203 H Morehead St. 74 66 213 A Eastern Ky. 55 69 213 H Eastern Ky. 69 76 220 A Tennessee Tech 51 63 220 H Tennessee Tech 66 57 259 A Eastern Ill. 74 62 259 H Eastern Ill. 61 79 277 N Central Ark. 61 67 283 H Kennesaw St. 49 56 301 A Jacksonville St. 74 67 301 H Jacksonville St. 83 74 306 N Lipscomb 55 56 318 A Tennessee St. 71 84 318 H Tennessee St. 81 72				
LAST 10 Division I GAMES:											
					93 A Southeast Mo. St. 54 58 203 H Morehead St. 74 66 213 H Eastern Ky. 69 76 220 A Tennessee Tech 51 63 318 H Tennessee St. 81 72		199 A Samford 55 67 259 H Eastern Ill. 61 79 318 A Tennessee St. 71 84 123 A Murray St. 82 70 93 A Southeast Mo. St. 56 67				

A  
u  
s  
t  
i  
n  
P  
e  
a  
y

Austin Peay

Austin Peay

Loss, Non-Conf, S Site, H Home A Away N Neutral

Average RPI Win:	171	WON-LOST	WINNING	LAST 10	STRENGTH OF	OPP. STRENGTH	TEAM	ADJ.	CONF.	ADJ CONF.
Average RPI Loss:	77	RECORD	PCT. RANK	GAMES	SCHEDULE	OF SCHEDULE	RPI	RPI	RPI	RPI

DIV. I ONLY	24- 6	24	7- 3	103	125	37	41	11	11
DIV. I NON-CONF.	9- 2	36	0- 1	122	157	48	47	13	13

TOTALS	RPI 1-25	RPI 26-50	W-L RECORDS	RPI 51-100	RPI 100+
24- 6	0- 2	1- 0	OVERALL	0- 3	23- 2
10- 1	0- 0	0- 0	HOME	0- 1	10- 1
10- 4	0- 1	1- 0	AWAY	0- 2	9- 1
4- 1	0- 1	0- 0	NEUTRAL	0- 0	4- 0
9- 2	0- 0	1- 0	NON-CONFERENCE	0- 3	8- 0
3- 1	0- 0	0- 0	HOME	0- 1	3- 0
4- 2	0- 0	1- 0	AWAY	0- 2	3- 0
2- 0	0- 0	0- 0	NEUTRAL	0- 0	2- 0
15- 4	0- 2	0- 0	CONFERENCE	0- 0	15- 2
7- 1	0- 0	0- 0	HOME	0- 0	7- 1
6- 2	0- 1	0- 0	AWAY	0- 0	6- 1
2- 1	0- 1	0- 0	NEUTRAL	0- 0	2- 0

RPI S Opponent	Score	RPI S Opponent	Score	RPI S Opponent	Score	RPI S Opponent	Score
21 A Bowling Green	76 86	27 A Xavier	69 63	57 A Indiana	56 67	101 N Charlotte	82 72
21 N Bowling Green	53 67			77 H Kentucky	82 85	109 H Ohio	66 77
				88 A Illinois St.	72 82	111 A Eastern Mich.	55 46
						111 H Eastern Mich.	74 73
						112 A Northern Ill.	81 70
						112 H Northern Ill.	81 72
						112 N Northern Ill.	83 72
						113 H Kent St.	74 69
						161 A Michigan	62 58
						164 A Western Mich.	68 81
						164 H Western Mich.	76 60
						164 N Western Mich.	56 53
						169 A Butler	97 65
						172 N Valparaiso	68 59
						182 H Miami (Ohio)	90 62
						184 A Toledo	66 50
						184 H Toledo	80 59
						222 H IPFW	73 62
						224 A Central Mich.	73 65
						224 H Central Mich.	84 59
						227 A St. Peter's	75 65
						235 A Buffalo	59 44
						250 A Akron	71 49
						264 H Howard	92 47
						282 H Wright St.	75 68
LAST 10 Division I GAMES:		LAST 10 Division I GAMES:		LAST 10 Division I GAMES:		LAST 10 Division I GAMES:	
77 H Kentucky	82 85	111 H Eastern Mich.	74 73	77 H Kentucky	82 85	111 H Eastern Mich.	74 73
21 N Bowling Green	53 67	224 H Central Mich.	84 59	21 N Bowling Green	53 67	224 H Central Mich.	84 59
112 N Northern Ill.	83 72	164 A Western Mich.	68 81	112 N Northern Ill.	83 72	164 A Western Mich.	68 81
164 N Western Mich.	56 53	184 A Toledo	66 50	164 N Western Mich.	56 53	184 A Toledo	66 50
112 A Northern Ill.	81 70	113 H Kent St.	74 69	112 A Northern Ill.	81 70	113 H Kent St.	74 69

Non-Div I Games:

Ball St.

Loss, Non-Conf, S Site, H Home A Away N Neutral



Average RPI Win: 107		WON-LOST RECORD		WINNING PCT. RANK		LAST 10 GAMES		STRENGTH OF SCHEDULE		OPP. STRENGTH OF SCHEDULE		TEAM RPI		ADJ. RPI		CONF. RPI		ADJ CONF. RPI	
DIV. I ONLY		25- 7		31		6- 4		13		18		17		18		2		2	
DIV. I NON-CONF.		13- 1		7		1- 1		54		83		12		14		4		4	
TOTALS		RPI 1-25		RPI 26-50		W-L RECORDS		RPI 51-100		RPI 100+									
25- 7		2- 7		5- 1		OVERALL		9- 0		10- 0									
16- 3		2- 3		2- 0		HOME		6- 0		6- 0									
6- 3		0- 3		1- 1		AWAY		3- 0		2- 0									
4- 1		0- 1		2- 0		NEUTRAL		0- 0		2- 0									
13- 1		1- 2		3- 0		NON-CONFERENCE		2- 0		8- 0									
10- 1		1- 1		1- 0		HOME		2- 0		6- 0									
1- 1		0- 1		0- 0		AWAY		0- 0		1- 0									
3- 0		0- 0		2- 0		NEUTRAL		0- 0		1- 0									
12- 6		1- 5		2- 1		CONFERENCE		7- 0		2- 0									
6- 2		1- 2		1- 0		HOME		4- 0		0- 0									
5- 3		0- 2		1- 1		AWAY		3- 0		1- 0									
1- 1		0- 1		0- 0		NEUTRAL		0- 0		1- 0									
RPI 1-25		Team's RPI: 18		RPI 26-50		RPI 51-100		RPI 101+											
RPI	S	Opponent	Score	RPI	S	Opponent	Score	RPI	S	Opponent	Score	RPI	S	Opponent	Score				
4	H	Purdue	55 69	33	A	Texas	63 59	51	H	Hofstra	81 71	103	A	UCLA	83 70				
7	A	Oklahoma	61 88	33	H	Texas	71 56	56	A	Texas Tech	80 67	115	A	Kansas	71 64				
7	H	Oklahoma	63 76	35	N	Chattanooga	68 55	56	H	Texas Tech	61 54	115	N	Kansas	71 54				
7	N	Oklahoma	64 78	36	A	Nebraska	67 76	61	H	Missouri	71 70	175	H	North Texas	84 47				
14	H	LSU	64 60	38	H	Brigham Young	84 58	63	A	Oklahoma St.	66 55	186	H	N.C. A&T	89 40				
22	A	North Carolina St.	72 78	49	N	South Dakota St.	71 53	63	H	Oklahoma St.	75 66	194	H	A&M-Corpus Christi	64 62				
23	A	Texas A&M	52 60					81	H	Kansas St.	79 70	206	H	Prairie View	94 50				
23	H	Texas A&M	58 63					93	H	Southeast Mo. St.	81 47	247	H	Ark. -Pine Bluff	100 48				
25	H	Iowa St.	81 64					94	A	Colorado	75 67	271	N	UCF	78 48				
												316	H	Sam Houston St.	117 50				
LAST 10 Division I GAMES:																			
22	A	North Carolina St.	72 78	23	H	Texas A&M	58 63												
35	N	Chattanooga	68 55	94	A	Colorado	75 67												
7	N	Oklahoma	64 78	33	H	Texas	71 56												
115	N	Kansas	71 54	63	H	Oklahoma St.	75 66												
7	A	Oklahoma	61 88	25	H	Iowa St.	81 64												

Non-Di v I Games:

Bayl or



Average RPI Win:		317	WON-LOST RECORD		WINNING PCT. RANK	LAST 10 GAMES		STRENGTH OF SCHEDULE		OPP. STRENGTH OF SCHEDULE	TEAM RPI	ADJ. RPI	CONF. RPI	ADJ CONF. RPI
Average RPI Loss:		240												
DIV. I ONLY		5- 25	319		1- 9		333		331		335	335	26	26
DIV. I NON-CONF.		3- 8	269		0- 1		335		335		333	332	29	29
TOTALS		RPI 1-25	RPI 26-50		W-L RECORDS		RPI 51-100				RPI 100+			
5- 25		0- 0	0- 0		OVERALL		0- 2				5- 23			
3- 10		0- 0	0- 0		HOME		0- 0				3- 10			
2- 12		0- 0	0- 0		AWAY		0- 1				2- 11			
0- 3		0- 0	0- 0		NEUTRAL		0- 1				0- 2			
3- 8		0- 0	0- 0		NON-CONFERENCE		0- 1				3- 7			
2- 3		0- 0	0- 0		HOME		0- 0				2- 3			
1- 3		0- 0	0- 0		AWAY		0- 0				1- 3			
0- 2		0- 0	0- 0		NEUTRAL		0- 1				0- 1			
2- 17		0- 0	0- 0		CONFERENCE		0- 1				2- 16			
1- 7		0- 0	0- 0		HOME		0- 0				1- 7			
1- 9		0- 0	0- 0		AWAY		0- 1				1- 8			
0- 1		0- 0	0- 0		NEUTRAL		0- 0				0- 1			
RPI 1-25		RPI 26-50		RPI 51-100		RPI 101+		Team's RPI: 335						
RPI S	Opponent	Score	RPI S	Opponent	Score	RPI S	Opponent	Score	RPI S	Opponent	Score			
						64 N	La. -Lafayette	23 86	160 A	Del aware St.	39 73			
						75 A	Coppin St.	38 61	160 H	Del aware St.	39 53			
									178 A	Hampton	48 62			
									178 H	Hampton	40 67			
									186 A	N. C. A&T	61 73			
									186 H	N. C. A&T	62 75			
									189 H	Jacksonville	51 57			
									211 H	Morgan St.	58 63			
									264 A	Howard	59 81			
									264 H	Howard	73 79			
									267 A	Fl ori da A&M	47 94			
									267 H	Fl ori da A&M	55 71			
									267 N	Fl ori da A&M	46 59			
									271 H	UCF	35 62			
									286 A	Md. -East. Shore	36 44			
									286 A	Md. -East. Shore	47 46			
									298 A	Charleston So.	46 66			
									304 A	Wi nston-Sal em	44 49			
									304 H	Wi nston-Sal em	50 59			
									320 A	South Carolina St.	55 68			
									320 H	South Carolina St.	56 77			
									322 A	Savannah St.	43 63			
									323 H	Stetson	60 55			
									324 A	North Fla.	58 42			
									324 H	North Fla.	57 40			
									326 A	Norfol k St.	53 77			
									326 H	Norfol k St.	66 58			
									327 N	Mercer	47 48			
				LAST 10 Division I GAMES:										
						267 N	Fl ori da A&M	46 59	264 H	Howard	73 79			
						267 H	Fl ori da A&M	55 71	320 A	South Carolina St.	55 68			
						211 H	Morgan St.	58 63	186 A	N. C. A&T	61 73			
						160 A	Del aware St.	39 73	304 A	Wi nston-Sal em	44 49			
						286 A	Md. -East. Shore	47 46	326 A	Norfol k St.	53 77			

Non-Div I Games:

Bethune-Cookman

Average RPI Win:	217	WON-LOST	WINNING	LAST 10	STRENGTH OF	OPP. STRENGTH	TEAM	ADJ.	CONF.	ADJ CONF.
Average RPI Loss:	155	RECORD	PCT. RANK	GAMES	SCHEDULE	OF SCHEDULE	RPI	RPI	RPI	RPI

DIV. I ONLY	12- 19	224	5- 5	212	186	227	228	16	16
DIV. I NON-CONF.	4- 9	257	0- 0	274	263	288	287	16	16

TOTALS	RPI 1-25	RPI 26-50	W-L RECORDS	RPI 51-100	RPI 100+
12- 19	0- 0	0- 3	OVERALL	0- 2	12- 14
7- 8	0- 0	0- 2	HOME	0- 1	7- 5
4- 10	0- 0	0- 1	AWAY	0- 1	4- 8
1- 1	0- 0	0- 0	NEUTRAL	0- 0	1- 1
4- 9	0- 0	0- 0	NON-CONFERENCE	0- 0	4- 9
1- 4	0- 0	0- 0	HOME	0- 0	1- 4
2- 4	0- 0	0- 0	AWAY	0- 0	2- 4
1- 1	0- 0	0- 0	NEUTRAL	0- 0	1- 1
8- 10	0- 0	0- 3	CONFERENCE	0- 2	8- 5
6- 4	0- 0	0- 2	HOME	0- 1	6- 1
2- 6	0- 0	0- 1	AWAY	0- 1	2- 4
0- 0	0- 0	0- 0	NEUTRAL	0- 0	0- 0

RPI S	RPI 1-25	Score	RPI S	RPI 26-50	Score	RPI S	RPI 51-100	Score	RPI S	RPI 101+	Team's RPI: 228
	Opponent			Opponent			Opponent			Opponent	Score
47	A Hartford	64 71	47	A Hartford	66 73	84	A Stony Brook	57 64	118	H Sacred Heart	53 57
47	H Hartford		47	H Hartford		84	H Stony Brook	62 71	122	H Li berty	45 62
									128	A Bucknel l	64 65
									137	A La Salle	49 56
									142	H Vi l lanova	40 59
									150	A Vermont	77 67
									150	H Vermont	64 55
									157	A Boston U.	70 72
									157	H Boston U.	70 64
									157	H Boston U.	63 58
									166	A UMBC	50 60
									166	H UMBC	68 65
									168	A Mai ne	56 59
									168	H Mai ne	54 49
									215	A Cani si us	50 62
									219	H Syracuse	65 68
									250	N Akron	44 55
									251	A Al bany (N. Y. )	70 60
									251	H Al bany (N. Y. )	59 63
									253	H Fai r l ei gh Di cki nson	53 49
									270	A Lehi gh	49 70
									273	A Cornel l	60 59
									284	A New Hampshi re	55 58
									284	H New Hampshi re	66 61
									293	N Wi nthrop	53 40
									297	A Col gate	79 54
LAST 10 Div sion I GAMES:											
47	H Hartford	46 56	84	H Stony Brook	62 71						
157	H Boston U.	63 58	150	A Vermont	77 67						
284	H New Hampshi re	66 61	166	H UMBC	68 65						
157	A Boston U.	70 72	168	A Mai ne	56 59						
47	H Hartford	66 73	251	A Al bany (N. Y. )	70 60						

Non-Di v I Games:

Binghamton

Loss, Non-Conf, S Site, H Home A Away N Neutral

Average RPI Win: 290				WON-LOST RECORD		WINNING PCT. RANK		LAST 10 GAMES		STRENGTH OF SCHEDULE		OPP. STRENGTH OF SCHEDULE		TEAM RPI		ADJ. RPI		CONF. RPI		ADJ CONF. RPI	
Average RPI Loss: 195																					
DIV. I ONLY				7- 22		298		2- 8		297		308		313		311		21		21	
DIV. I NON-CONF.				4- 10		265		0- 0		322		332		322		322		22		22	

TOTALS	RPI 1-25	RPI 26-50	W-L RECORDS	RPI 51-100	RPI 100+
7- 22	0- 0	0- 0	OVERALL	0- 0	7- 22
4- 9	0- 0	0- 0	HOME	0- 0	4- 9
3- 10	0- 0	0- 0	AWAY	0- 0	3- 10
0- 3	0- 0	0- 0	NEUTRAL	0- 0	0- 3
4- 10	0- 0	0- 0	NON-CONFERENCE	0- 0	4- 10
3- 3	0- 0	0- 0	HOME	0- 0	3- 3
1- 5	0- 0	0- 0	AWAY	0- 0	1- 5
0- 2	0- 0	0- 0	NEUTRAL	0- 0	0- 2
3- 12	0- 0	0- 0	CONFERENCE	0- 0	3- 12
1- 6	0- 0	0- 0	HOME	0- 0	1- 6
2- 5	0- 0	0- 0	AWAY	0- 0	2- 5
0- 1	0- 0	0- 0	NEUTRAL	0- 0	0- 1

[illegible]

Non-Div I	Games: Spring Hill	85	47
-----------	--------------------	----	----

Bi rmi nghan-So.

■ Loss, ■ Non-Conf, S Site, H Home A Away N Neutral

Average RPI Win: 199		WON-LOST	WINNING	LAST 10	STRENGTH OF	OPP. STRENGTH	TEAM	ADJ.	CONF.	ADJ CONF.
Average RPI Loss: 128		RECORD	PCT. RANK	GAMES	SCHEDULE	OF SCHEDULE	RPI	RPI	RPI	RPI
DIV. I ONLY	24- 8	40	6- 4	205	185	87	87	17	17	
DIV. I NON-CONF.	9- 4	74	0- 1	91	130	61	62	17	17	
TOTALS	RPI 1-25	RPI 26-50	W-L RECORDS	RPI 51-100	RPI 100+					
24- 8	0- 3	0- 0	OVERALL	2- 0	22- 6					
12- 2	0- 0	0- 0	HOME	1- 0	11- 2					
10- 4	0- 0	0- 0	AWAY	1- 0	9- 4					
2- 3	0- 3	0- 0	NEUTRAL	0- 0	2- 0					
9- 4	0- 3	0- 0	NON-CONFERENCE	2- 0	7- 2					
5- 1	0- 0	0- 0	HOME	1- 0	4- 1					
4- 1	0- 0	0- 0	AWAY	1- 0	3- 1					
0- 3	0- 3	0- 0	NEUTRAL	0- 0	0- 0					
15- 4	0- 0	0- 0	CONFERENCE	0- 0	15- 4					
7- 1	0- 0	0- 0	HOME	0- 0	7- 1					
6- 3	0- 0	0- 0	AWAY	0- 0	6- 3					
2- 0	0- 0	0- 0	NEUTRAL	0- 0	2- 0					
RPI S Opponent	RPI 1-25 Score	RPI S Opponent	RPI 26-50 Score	RPI S Opponent	RPI 51-100 Score	Team's RPI : 87	RPI S Opponent	RPI 101+ Score		
4 N Purdue	64 80			98 H San Di ego	47 29		108 H Denver	70 65		
16 N George Washi ngton	67 76			99 A Oregon	56 47		121 A Fresno St.	61 69		
24 N Pi ttsburgh	70 71						121 H Fresno St.	69 63		
							121 N Fresno St.	68 59		
							130 A Loui si ana Tech	68 47		
							130 H Loui si ana Tech	63 79		
							135 A Hawai i	62 53		
							135 H Hawai i	66 56		
							152 H Idaho St.	86 78		
							156 A UNLV	76 63		
							171 H Santa Cl ara	65 67		
							173 A Nevada	70 81		
							173 H Nevada	68 65		
							198 A Utah Valley St.	66 81		
							207 A San Francisco	80 58		
							216 A New Mexi co St.	66 52		
							216 A New Mexi co St.	49 46		
							216 H New Mexi co St.	77 59		
							232 A Utah St.	80 70		
							232 H Utah St.	80 38		
							258 H Portland	72 62		
							260 A UC Davi s	58 56		
							260 H UC Davi s	73 56		
							308 A Idaho	70 40		
							308 H Idaho	85 55		
							314 A San Jose St.	60 68		
							314 H San Jose St.	82 59		
							314 N San Jose St.	81 64		
LAST 10 Div sion I GAMES:				121 H Fresno St.	69 63					
16 N George Washi ngton	67 76			173 A Nevada	70 81					
216 A New Mexi co St.	49 46			314 A San Jose St.	60 68					
121 N Fresno St.	68 59			121 A Fresno St.	61 69					
314 N San Jose St.	81 64			314 H San Jose St.	82 59					
135 H Hawai i	66 56									

Boi se st .

Non-Di v I Games:

Boi se St.

■ Loss, 
 ■ Non-Conf, S Site, 
 ■ Home 
 ■ Away 
 N Neutral

Average RPI Win:	185	WON-LOST	WINNING	LAST 10	STRENGTH OF	OPP. STRENGTH	TEAM	ADJ.	CONF.	ADJ CONF.
Average RPI Loss:	54	RECORD	PCT. RANK	GAMES	SCHEDULE	OF SCHEDULE	RPI	RPI	RPI	RPI

DIV. I ONLY	12- 16	202	2- 8	39	56	102	105	3	3
DIV. I NON-CONF.	9- 4	74	0- 0	97	223	67	69	3	3

TOTALS	RPI 1-25	RPI 26-50	W-L RECORDS	RPI 51-100	RPI 100+
12- 16	0- 7	1- 2	OVERALL	0- 4	11- 3
8- 6	0- 3	1- 1	HOME	0- 1	7- 1
2- 8	0- 4	0- 1	AWAY	0- 2	2- 1
2- 2	0- 0	0- 0	NEUTRAL	0- 1	2- 1
9- 4	0- 1	1- 0	NON-CONFERENCE	0- 1	8- 2
6- 1	0- 0	1- 0	HOME	0- 0	5- 1
1- 2	0- 1	0- 0	AWAY	0- 1	1- 0
2- 1	0- 0	0- 0	NEUTRAL	0- 0	2- 1
3- 12	0- 6	0- 2	CONFERENCE	0- 3	3- 1
2- 5	0- 3	0- 1	HOME	0- 1	2- 0
1- 6	0- 3	0- 1	AWAY	0- 1	1- 1
0- 1	0- 0	0- 0	NEUTRAL	0- 1	0- 0

RPI S	RPI 1-25	Score	RPI S	RPI 26-50	Score	RPI S	RPI 51-100	Score	RPI S	RPI 101+	Team's RPI: 105
2	A Duke	52 73	29	H Delaware	68 60	52	A Georgia Tech	49 60	118	H Sacred Heart	68 46
5	H North Carolina	60 82	45	H Florida St.	53 72	58	H Virginia Tech	52 67	134	N Massachusetts	70 64
6	A Maryland	39 71	48	A Virginia	63 65	58	N Virginia Tech	54 60	136	H Clemson	69 64
6	H Maryland	60 76				74	A St. Joseph's	54 58	144	A Miami (Fla.)	68 83
9	A Ohio St.	72 80							144	H Miami (Fla.)	78 65
22	A North Carolina St.	46 64							150	N Vermont	48 56
22	H North Carolina St.	40 58							167	H Harvard	58 68
									168	H Maine	63 34
									180	A Wake Forest	56 42
									221	H Fairfield	64 58
									226	A Holy Cross	53 36
									280	N Central Conn. St.	67 57
									284	H New Hampshire	50 31
									297	H Colgate	81 55
LAST 10 Division I GAMES:											
58	N Virginia Tech	54 60	144	H Miami (Fla.)	78 65						
6	H Maryland	60 76	6	A Maryland	39 71						
58	H Virginia Tech	52 67	5	H North Carolina	60 82						
180	A Wake Forest	56 42	22	A North Carolina St.	46 64						
2	A Duke	52 73	52	A Georgia Tech	49 60						

Non-Div I Games: N.C. Central 87 44

Boston College

Loss, Non-Conf, S Site, H Home A Away N Neutral

Average RPI Win:	215	WON-LOST	WINNING	LAST 10	STRENGTH OF	OPP. STRENGTH	TEAM	ADJ.	CONF.	ADJ CONF.
Average RPI Loss:	117	RECORD	PCT. RANK	GAMES	SCHEDULE	OF SCHEDULE	RPI	RPI	RPI	RPI

DIV. I ONLY	15- 15	164	5- 5	160	132	155	157	16	16
DIV. I NON-CONF.	8- 5	111	0- 0	113	54	89	90	16	16

TOTALS	RPI 1-25	RPI 26-50	W-L RECORDS	RPI 51-100	RPI 100+
15- 15	0- 3	0- 3	OVERALL	0- 2	15- 7
8- 4	0- 0	0- 1	HOME	0- 1	8- 2
5- 10	0- 2	0- 2	AWAY	0- 1	5- 5
2- 1	0- 1	0- 0	NEUTRAL	0- 0	2- 0
8- 5	0- 3	0- 1	NON-CONFERENCE	0- 0	8- 1
3- 1	0- 0	0- 0	HOME	0- 0	3- 1
3- 3	0- 2	0- 1	AWAY	0- 0	3- 0
2- 1	0- 1	0- 0	NEUTRAL	0- 0	2- 0
7- 10	0- 0	0- 2	CONFERENCE	0- 2	7- 6
5- 3	0- 0	0- 1	HOME	0- 1	5- 1
2- 7	0- 0	0- 1	AWAY	0- 1	2- 5
0- 0	0- 0	0- 0	NEUTRAL	0- 0	0- 0

RPI 1-25				RPI 26-50				RPI 51-100				RPI 101+ Team's RPI: 157			
RPI	S	Opponent	Score	RPI	S	Opponent	Score	RPI	S	Opponent	Score	RPI	S	Opponent	Score
2	N	Duke	43 71	29	A	Del aware	59 79	84	A	Stony Brook	48 69	111	N	Eastern Mi ch.	65 59
3	A	Connecti cut	51 84	47	A	Hartford	60 64	84	H	Stony Brook	77 83	146	H	St. John' s (N. Y. )	83 64
15	A	Ari zona St.	53 75	47	H	Hartford	42 57					150	A	Vermont	61 49
												150	H	Vermont	74 87
												166	A	UMBC	58 66
												166	H	UMBC	74 57
												167	H	Harvard	77 63
												168	A	Mai ne	73 78
												168	H	Mai ne	63 61
												209	N	Dayton	77 74
												215	H	Can i si us	64 70
												228	A	Bi nghamton	64 70
												228	A	Bi nghamton	58 63
												228	H	Bi nghamton	72 70
												245	A	Rhode I sl and	82 66
												251	A	Al bany (N. Y. )	64 53
												251	H	Al bany (N. Y. )	72 64
												252	A	Northeastern	93 79
												284	A	New Hampshi re	66 71
												284	H	New Hampshi re	67 57
												295	A	UMKC	68 66
												299	H	Brown	60 59
				LAST 10 Di v				si on I GAMES:							
				228	A	Bi nghamton	58 63					251	A	Al bany (N. Y. )	64 53
				228	H	Bi nghamton	72 70					84	H	Stony Brook	77 83
				284	A	New Hampshi re	66 71					150	A	Vermont	61 49
				47	A	Hartford	60 64					166	H	UMBC	74 57
				168	H	Mai ne	63 61					47	H	Hartford	42 57

Non-Div I Games:

Boston U.

Loss, Non-Conf, S Site, H Home A Away N Neutral





Average RPI Win: 240		WON-LOST	WINNING	LAST 10	STRENGTH OF	OPP. STRENGTH	TEAM	ADJ.	CONF.	ADJ CONF.
Average RPI Loss: 139		RECORD	PCT. RANK	GAMES	SCHEDULE	OF SCHEDULE	RPI	RPI	RPI	RPI
DIV. I ONLY	12- 19	224	5- 5	224	191	231	229	15	15	
DIV. I NON-CONF.	4- 7	233	0- 0	257	302	266	265	15	15	
TOTALS	RPI 1-25	RPI 26-50	W-L RECORDS	RPI 51-100	RPI 100+					
12- 19	0- 0	0- 0	OVERALL	0- 6	12- 13					
7- 7	0- 0	0- 0	HOME	0- 3	7- 4					
3- 11	0- 0	0- 0	AWAY	0- 2	3- 9					
2- 1	0- 0	0- 0	NEUTRAL	0- 1	2- 0					
4- 7	0- 0	0- 0	NON-CONFERENCE	0- 1	4- 6					
3- 2	0- 0	0- 0	HOME	0- 1	3- 1					
0- 5	0- 0	0- 0	AWAY	0- 0	0- 5					
1- 0	0- 0	0- 0	NEUTRAL	0- 0	1- 0					
8- 12	0- 0	0- 0	CONFERENCE	0- 5	8- 7					
4- 5	0- 0	0- 0	HOME	0- 2	4- 3					
3- 6	0- 0	0- 0	AWAY	0- 2	3- 4					
1- 1	0- 0	0- 0	NEUTRAL	0- 1	1- 0					
RPI S	RPI 1-25 Opponent Score	RPI S	RPI 26-50 Opponent Score	RPI S	RPI 51-100 Opponent Score	RPI S	RPI 101+ Opponent Score	Team's RPI: 229		
				76 H Illinois	41 57	107 A SMU	61 80			
				88 A Illinois St.	47 55	112 H Northern Ill.	75 85			
				88 H Illinois St.	66 75	114 A Indiana St.	50 86			
				88 N Illinois St.	60 75	114 H Indiana St.	50 63			
				96 A Southern Ill.	50 55	117 A UNI	47 74			
				96 H Southern Ill.	40 64	117 H UNI	55 64			
						133 A Evansville	82 76			
						133 H Evansville	67 65			
						169 A Butler	73 85			
						172 A Valparaiso	73 82			
						181 A Drake	62 57			
						181 H Drake	58 51			
						187 A Ill. -Chicago	69 83			
						191 A Creighton	63 73			
						191 H Creighton	65 69			
						254 A Wichita St.	60 73			
						254 H Wichita St.	88 77			
						259 A Eastern Ill.	75 92			
						262 A Missouri St.	76 68			
						262 H Missouri St.	78 75			
						262 N Missouri St.	65 56			
						292 H Chicago St.	67 60			
						300 H Western Ill.	90 77			
						307 H Loyola (Ill.)	79 59			
						314 N San Jose St.	72 56			
				LAST 10 Division I GAMES:						
				88 N Illinois St.	60 75	254 H Wichita St.	88 77			
				262 N Missouri St.	65 56	262 H Missouri St.	78 75			
				117 H UNI	55 64	133 A Evansville	82 76			
				114 A Indiana St.	50 86	96 A Southern Ill.	50 55			
				88 H Illinois St.	66 75	181 H Drake	58 51			

Bradley

Non-Div I Games:

Bradley

Loss, 
Non-Conf, S Site, 
H Home
A Away 
N Neutral

Average RPI Win: 157										WON-LOST RECORD		WINNING PCT. RANK		LAST 10 GAMES		STRENGTH OF SCHEDULE		OPP. STRENGTH OF SCHEDULE		TEAM RPI		ADJ. RPI		CONF. RPI		ADJ CONF. RPI			
Average RPI Loss: 71																													
DIV. I ONLY										23- 9		51		6- 4		60		100		39		38		7		7			
DIV. I NON-CONF.										9- 4		74		0- 1		32		122		35		35		7		7			
TOTALS										RPI 1-25		RPI 26-50		W-L RECORDS		RPI 51-100				RPI 100+									
23- 9										1- 1		1- 4		OVERALL		6- 3				15- 2									
12- 1										0- 0		0- 1		HOME		4- 0				8- 0									
10- 7										1- 1		1- 1		AWAY		1- 3				7- 2									
1- 2										0- 0		0- 2		NEUTRAL		1- 0				0- 0									
9- 4										1- 1		0- 2		NON-CONFERENCE		1- 1				7- 1									
5- 0										0- 0		0- 0		HOME		1- 0				4- 0									
4- 4										1- 1		0- 1		AWAY		0- 1				3- 1									
0- 1										0- 0		0- 1		NEUTRAL		0- 0				0- 0									
14- 5										0- 0		1- 2		CONFERENCE		5- 2				8- 1									
7- 1										0- 0		0- 1		HOME		3- 0				4- 0									
6- 3										0- 0		1- 0		AWAY		1- 2				4- 1									
1- 1										0- 0		0- 1		NEUTRAL		1- 0				0- 0									
RPI 1-25										RPI 26-50		Team's RPI: 38		RPI 51-100				RPI 101+											
RPI S	Opponent			Score		RPI S	Opponent			Score		RPI S	Opponent			Score		RPI S	Opponent			Score							
10	A	Stanford		55	52	37	N	Louisville		54	80	59	A	TCU		48	62	121	A	Fresno St.		51	61						
18	A	Baylor		58	84	43	A	New Mexico		63	59	59	H	TCU		69	65	152	H	Idaho St.		73	50						
						43	H	New Mexico		75	80	73	A	Wyoming		69	62	156	A	UNLV		71	76						
						43	N	New Mexico		49	63	73	H	Wyoming		55	52	156	H	UNLV		64	59						
						47	A	Hartford		43	60	83	A	Utah		54	64	165	A	San Diego St.		54	49						
												83	H	Utah		59	55	165	H	San Diego St.		65	41						
												83	N	Utah		55	49	167	A	Harvard		66	51						
												97	H	UC Riverside		66	57	171	H	Santa Clara		77	63						
												99	A	Oregon		61	70	179	H	Weber St.		79	42						
																		198	A	Utah Valley St.		71	57						
																		214	H	Cal St. Northridge		55	48						
																		216	A	New Mexico St.		60	43						
																		255	A	Air Force		59	46						
																		255	A	Air Force		72	40						
																		255	H	Air Force		70	40						
																		272	A	Colorado St.		67	50						
																		272	H	Colorado St.		69	56						
LAST 10 Division I GAMES:																													
						37	N	Louisville		54	80	83	H	Utah		59	55												
						43	N	New Mexico		49	63	165	H	San Diego St.		65	41												
						83	N	Utah		55	49	156	A	UNLV		71	76												
						255	A	Air Force		72	40	272	A	Colorado St.		67	50												
						59	A	TCU		48	62	73	A	Wyoming		69	62												

Non-Div I Games:

Brigham Young

Average RPI Win: 237  
Average RPI Loss: 185

WON-LOST  
RECORD

WINNING  
PCT. RANK

LAST 10  
GAMES

STRENGTH OF  
SCHEDULE

OPP. STRENGTH  
OF SCHEDULE

TEAM  
RPI

ADJ.  
RPI

CONF.  
RPI

ADJ CONF.  
RPI

DIV. I ONLY

5- 23

316

2- 8

228

260

300

299

27

27

DIV. I NON-CONF.

2- 12

308

0- 0

120

164

268

268

25

25

TOTALS

RPI 1-25

RPI 26-50

W-L RECORDS

RPI 51-100

RPI 100+

5- 23

0- 1

0- 1

OVERALL

0- 1

5- 20

4- 9

0- 0

0- 0

HOME

0- 1

4- 8

1- 12

0- 0

0- 1

AWAY

0- 0

1- 11

0- 2

0- 1

0- 0

NEUTRAL

0- 0

0- 1

2- 12

0- 1

0- 1

NON-CONFERENCE

0- 1

2- 9

2- 4

0- 0

0- 0

HOME

0- 1

2- 3

0- 6

0- 0

0- 1

AWAY

0- 0

0- 5

0- 2

0- 1

0- 0

NEUTRAL

0- 0

0- 1

3- 11

0- 0

0- 0

CONFERENCE

0- 0

3- 11

2- 5

0- 0

0- 0

HOME

0- 0

2- 5

1- 6

0- 0

0- 0

AWAY

0- 0

1- 6

0- 0

0- 0

0- 0

NEUTRAL

0- 0

0- 0

RPI 1-25

RPI 26-50

RPI 51-100

RPI 101+

Team's RPI: 299

RPI S Opponent Score  
11 N Georgi a 69 82

RPI S Opponent Score  
31 A Temple 37 71

RPI S Opponent Score  
53 H Mari st 53 71

RPI S Opponent Score  
118 H Sacred Heart 70 63  
146 N St. John's (N.Y.) 49 73  
153 H Army 59 75  
157 A Boston U. 59 60  
159 A Providence 53 62  
165 A San Di ego St. 52 63  
167 A Harvard 41 67  
167 H Harvard 42 73  
168 A Mai ne 51 62  
190 A Dartmouth 53 75  
190 H Dartmouth 44 61  
221 H Fai rfi el d 65 75  
225 A George Mason 50 73  
237 A Penn 57 66  
237 H Penn 56 72  
240 A Yal e 49 69  
240 H Yal e 67 60  
245 H Rhode Isl and 66 62  
260 H UC Davi s 63 72  
269 A Pri nceton 51 69  
269 H Pri nceton 49 55  
273 A Cornel I 36 41  
273 H Cornel I 59 68  
290 A Col umbi a 72 69  
290 H Col umbi a 57 54

LAST 10 Div sion I GAMES:

237 H Penn 56 72  
269 H Pri nceton 49 55  
273 A Cornel I 36 41  
290 A Col umbi a 72 69  
190 A Dartmouth 53 75

167 A Harvard 41 67  
290 H Col umbi a 57 54  
273 H Cornel I 59 68  
269 A Pri nceton 51 69  
237 A Penn 57 66

118 H Sacred Heart 70 63  
146 N St. John's (N.Y.) 49 73  
153 H Army 59 75  
157 A Boston U. 59 60  
159 A Providence 53 62  
165 A San Di ego St. 52 63  
167 A Harvard 41 67  
167 H Harvard 42 73  
168 A Mai ne 51 62  
190 A Dartmouth 53 75  
190 H Dartmouth 44 61  
221 H Fai rfi el d 65 75  
225 A George Mason 50 73  
237 A Penn 57 66  
237 H Penn 56 72  
240 A Yal e 49 69  
240 H Yal e 67 60  
245 H Rhode Isl and 66 62  
260 H UC Davi s 63 72  
269 A Pri nceton 51 69  
269 H Pri nceton 49 55  
273 A Cornel I 36 41  
273 H Cornel I 59 68  
290 A Col umbi a 72 69  
290 H Col umbi a 57 54

B  
r  
o  
w  
n

B  
r  
o  
w  
n

Non-Di v I Games:

Brown

Loss, Non-Conf, S Site, H Home A Away N Neutral

Average RPI Win: 244				WON-LOST RECORD		WINNING PCT. RANK		LAST 10 GAMES		STRENGTH OF SCHEDULE		OPP. STRENGTH OF SCHEDULE		TEAM RPI		ADJ. RPI		CONF. RPI		ADJ CONF. RPI							
DIV. I ONLY				20- 10		69		7- 3		221		281		125		128		24		25							
DIV. I NON-CONF.				8- 7		147		0- 1		96		214		124		126		26		26							
TOTALS				RPI 1-25		RPI 26-50		W-L RECORDS		RPI 51-100				RPI 100+													
20- 10				0- 1		0- 1		OVERALL		0- 3				20- 6													
11- 3				0- 0		0- 0		HOME		0- 1				11- 2													
8- 5				0- 1		0- 1		AWAY		0- 2				8- 2													
1- 2				0- 0		0- 0		NEUTRAL		0- 0				1- 2													
8- 7				0- 1		0- 1		NON-CONFERENCE		0- 3				8- 3													
4- 3				0- 0		0- 0		HOME		0- 1				4- 2													
3- 4				0- 1		0- 1		AWAY		0- 2				3- 0													
1- 1				0- 0		0- 0		NEUTRAL		0- 0				1- 1													
12- 3				0- 0		0- 0		CONFERENCE		0- 0				12- 3													
7- 0				0- 0		0- 0		HOME		0- 0				7- 0													
5- 2				0- 0		0- 0		AWAY		0- 0				5- 2													
0- 1				0- 0		0- 0		NEUTRAL		0- 0				0- 1													
RPI 1-25				RPI 26-50		RPI 51-100		RPI 101+		Team's RPI: 128																	
RPI S	Opponent			Score		RPI S	Opponent			Score		RPI S	Opponent			Score		RPI S	Opponent			Score					
19	A	Mi chi gan St.			51 68		47	A	Hartford			54 70		53	H	Mari st			38 57		126	N	Ri chmond			40 58	
												74	A	St. Joseph' s			56 63		147	H	I ona			44 45			
												75	A	Coppi n St.			50 64		153	A	Army			57 61			
																		153	H	Army			59 55				
																		160	A	Del aware St.			53 42				
																		174	H	St. Bonaventure			54 48				
																		178	H	Hampton			85 77				
																		210	N	Monmouth			67 53				
																		226	A	Hol y Cross			63 50				
																		226	H	Hol y Cross			63 37				
																		228	H	Bi nghamton			65 64				
																		231	A	Si ena			79 67				
																		235	H	Buffal o			51 69				
																		263	A	Navy			76 66				
																		263	H	Navy			67 47				
																		270	A	Lehi gh			63 53				
																		270	H	Lehi gh			64 37				
																		273	H	Cornel I			73 59				
																		274	A	Ameri can			70 57				
																		274	H	Ameri can			70 62				
																		290	A	Col umbi a			71 53				
																		297	A	Col gate			74 48				
																		297	H	Col gate			64 32				
																		297	N	Col gate			62 69				
																		321	A	Lafayette			63 68				
																		321	H	Lafayette			53 39				
																		LAST 10 Divi sion I GAMES:									
																		47	A	Hartford			54 70				
																		297	N	Col gate			62 69				
																		153	A	Army			57 61				
																		270	A	Lehi gh			63 53				
																		297	H	Col gate			64 32				
																		321	H	Lafayette			53 39				
																		321	H	Lafayette			53 39				
																		321	H	Lafayette			53 39				

Bucknell

Bucknell

### Non-Div I Games:

Bucknel I

Loss, Non-Conf, S Site, H Home A Away N Neutral

Average RPI Win: 204		WON-LOST RECORD		WINNING PCT. RANK		LAST 10 GAMES		STRENGTH OF SCHEDULE		OPP. STRENGTH OF SCHEDULE		TEAM RPI		ADJ. RPI		CONF. RPI		ADJ CONF. RPI	
DIV. I ONLY		10- 19		244		4- 6		188		179		235		235		11		11	
DIV. I NON-CONF.		5- 7		206		0- 0		249		307		246		248		13		13	
TOTALS		RPI 1-25		RPI 26-50		W-L RECORDS		RPI 51-100		RPI 100+									
10- 19		0- 2		0- 1		OVERALL		0- 1		10- 15									
5- 8		0- 1		0- 1		HOME		0- 1		5- 5									
3- 10		0- 1		0- 0		AWAY		0- 0		3- 9									
2- 1		0- 0		0- 0		NEUTRAL		0- 0		2- 1									
5- 7		0- 0		0- 0		NON-CONFERENCE		0- 1		5- 6									
2- 3		0- 0		0- 0		HOME		0- 1		2- 2									
1- 4		0- 0		0- 0		AWAY		0- 0		1- 4									
2- 0		0- 0		0- 0		NEUTRAL		0- 0		2- 0									
5- 12		0- 2		0- 1		CONFERENCE		0- 0		5- 9									
3- 5		0- 1		0- 1		HOME		0- 0		3- 3									
2- 6		0- 1		0- 0		AWAY		0- 0		2- 5									
0- 1		0- 0		0- 0		NEUTRAL		0- 0		0- 1									
RPI 1-25		RPI 26-50		RPI 51-100		RPI 101+		Team's RPI: 235											
RPI S	Opponent	Score		RPI S	Opponent	Score		RPI S	Opponent	Score		RPI S	Opponent	Score					
21	A Bowling Green	42	75	41	H Ball St.	44	59	93	H Southeast Mo. St.	50	61	109	A Ohio	66	69				
21	H Bowling Green	44	85									109	H Ohio	61	47				
												111	A Eastern Mich.	56	69				
												112	H Northern Ill.	53	58				
												113	A Kent St.	47	62				
												113	H Kent St.	69	72				
												128	A Bucknell	69	51				
												134	H Massachusetts	67	72				
												164	H Western Mich.	61	48				
												174	N St. Bonaventure	67	59				
												182	A Miami (Ohi o)	68	71				
												182	H Miami (Ohi o)	59	72				
												184	A Tol edo	77	85				
												184	N Tol edo	49	64				
												215	A Cani si us	58	74				
												224	A Central Mi ch.	90	80				
												226	H Hol y Cross	55	69				
												239	N Manhattan	61	45				
												249	H Ni agara	70	59				
												250	A Akron	65	59				
												250	H Akron	64	58				
												251	H Al bany (N. Y. )	61	35				
												296	A Detroit	61	73				
												303	A Youngstown St.	44	78				
												305	A Cl evel and St.	47	55				
LAST 10 Division I GAMES:																			
184 N Tol edo				49	64	182 A Mi ami (Ohi o)				68	71								
113 A Kent St.				47	62	224 A Central Mi ch.				90	80								
250 A Akron				65	59	164 H Western Mi ch.				61	48								
109 H Ohi o				61	47	41 H Ball St.				44	59								
21 H Bowl ing Green				44	85	112 H Northern Ill.				53	58								

Buffalo

Buffalo

Non-Div I Games:

Buffalo

Loss, 
Non-Conf, S Site, 
H Home
A Away 
N Neutral

Average RPI Win: 276		WON-LOST	WINNING	LAST 10	STRENGTH OF	OPP. STRENGTH	TEAM	ADJ.	CONF.	ADJ CONF.
Average RPI Loss: 119		RECORD	PCT. RANK	GAMES	SCHEDULE	OF SCHEDULE	RPI	RPI	RPI	RPI
DIV. I ONLY	16- 15	160	7- 3	193	276	172	169	25	24	
DIV. I NON-CONF.	3- 9	275	0- 0	87	145	211	208	24	23	
TOTALS	RPI 1-25	RPI 26-50	W-L RECORDS	RPI 51-100	RPI 100+					
16- 15	0- 1	0- 5	OVERALL	0- 2	16- 7					
9- 4	0- 1	0- 2	HOME	0- 0	9- 1					
6- 9	0- 0	0- 3	AWAY	0- 1	6- 5					
1- 2	0- 0	0- 0	NEUTRAL	0- 1	1- 1					
3- 9	0- 1	0- 2	NON-CONFERENCE	0- 2	3- 4					
2- 2	0- 1	0- 1	HOME	0- 0	2- 0					
1- 5	0- 0	0- 1	AWAY	0- 1	1- 3					
0- 2	0- 0	0- 0	NEUTRAL	0- 1	0- 1					
13- 6	0- 0	0- 3	CONFERENCE	0- 0	13- 3					
7- 2	0- 0	0- 1	HOME	0- 0	7- 1					
5- 4	0- 0	0- 2	AWAY	0- 0	5- 2					
1- 0	0- 0	0- 0	NEUTRAL	0- 0	1- 0					
RPI S Opponent Score	RPI 1-25	RPI S Opponent Score	RPI 26-50	RPI S Opponent Score	RPI 51-100	RPI S Opponent Score	RPI 101+	Team's RPI: 169		
4 H Purdue 38 81		37 A Louisville 77 80		76 A Illinois 47 65		109 A Ohio 53 84				
		41 H Ball St. 65 97		97 N UC Riverside 53 65		133 A Evansville 68 80				
		50 A Wis. -Green Bay 70 84				187 A Ill. -Chicago 70 76				
		50 A Wis. -Green Bay 64 91				187 H Ill. -Chicago 64 70				
		50 H Wis. -Green Bay 64 81				187 N Ill. -Chicago 88 83				
						217 A Wis. -Milwaukee 74 59				
						217 H Wis. -Milwaukee 81 74				
						222 A I PFW 75 82				
						229 H Bradley 85 73				
						246 H IUPUI 58 53				
						255 N Air Force 61 62				
						282 A Wright St. 71 76				
						282 H Wright St. 68 56				
						296 A Detroit 59 51				
						296 H Detroit 77 64				
						303 A Youngstown St. 80 56				
						303 H Youngstown St. 59 45				
						303 H Youngstown St. 77 60				
						305 A Cleveland St. 66 57				
						305 H Cleveland St. 83 79				
						307 A Loyola (Ill.) 71 67				
						307 H Loyola (Ill.) 79 73				
						318 A Tennessee St. 85 57				
		LAST 10 Division I GAMES:								
		50 A Wis. -Green Bay 64 91		50 A Wis. -Green Bay 70 84						
		187 N Ill. -Chicago 88 83		217 A Wis. -Milwaukee 74 59						
		303 H Youngstown St. 77 60		296 H Detroit 77 64						
		305 H Cleveland St. 83 79		187 A Ill. -Chicago 70 76						
		303 H Youngstown St. 59 45		307 A Loyola (Ill.) 71 67						

Non-Div I Games:

Butler

Loss, 
Non-Conf, S Site, 
H Home
A Away 
N Neutral

Average RPI Win: 238  
Average RPI Loss: 180

WON-LOST  
RECORD

WINNING  
PCT. RANK

LAST 10  
GAMES

STRENGTH OF  
SCHEDULE

OPP. STRENGTH  
OF SCHEDULE

TEAM  
RPI

ADJ.  
RPI

CONF.  
RPI

ADJ CONF.  
RPI

DIV. I ONLY	14- 14	164	8- 2	298	237	229	230	23	23
DIV. I NON-CONF.	5- 8	224	1- 0	256	260	256	256	18	18

TOTALS	RPI 1-25	RPI 26-50	W-L RECORDS	RPI 51-100	RPI 100+
14- 14	0- 0	0- 0	OVERALL	1- 3	13- 11
9- 3	0- 0	0- 0	HOME	1- 1	8- 2
5- 8	0- 0	0- 0	AWAY	0- 2	5- 6
0- 3	0- 0	0- 0	NEUTRAL	0- 0	0- 3
5- 8	0- 0	0- 0	NON-CONFERENCE	0- 2	5- 6
4- 1	0- 0	0- 0	HOME	0- 1	4- 0
1- 5	0- 0	0- 0	AWAY	0- 1	1- 4
0- 2	0- 0	0- 0	NEUTRAL	0- 0	0- 2
9- 6	0- 0	0- 0	CONFERENCE	1- 1	8- 5
5- 2	0- 0	0- 0	HOME	1- 0	4- 2
4- 3	0- 0	0- 0	AWAY	0- 1	4- 2
0- 1	0- 0	0- 0	NEUTRAL	0- 0	0- 1

RPI 1-25			RPI 26-50			RPI 51-100			RPI 101+ Team's RPI: 230		
RPI	S	Opponent	Score	RPI	S	Opponent	Score	RPI	S	Opponent	Score
						91 H Loyol a Marymount	62 64	110 A UC Santa Barb.		71 68	
						97 A UC Ri versi de	65 75	110 H UC Santa Barb.		62 68	
						97 H UC Ri versi de	64 58	165 A San Di ego St.		68 70	
						98 A San Di ego	69 74	171 A Santa Clara		54 73	
								173 A Nevada		62 76	
								188 N St. Mary's (Cal.)		64 77	
								193 N Southern Mi ss.		77 83	
								207 H San Franci sco		60 38	
								208 A Cal St. Fullerton		49 64	
								208 H Cal St. Fullerton		75 64	
								214 A Cal St. Northridge		60 67	
								214 H Cal St. Northridge		78 72	
								218 H Oregon St.		68 65	
								258 A Portland		77 75	
								260 A UC Davi s		64 78	
								260 H UC Davi s		69 60	
								268 A Long Beach St.		67 56	
								268 H Long Beach St.		61 50	
								268 N Long Beach St.		67 70	
								288 A UC Ir vine		65 62	
								288 H UC Ir vine		73 84	
								313 A Paci fi c		72 58	
								313 H Paci fi c		77 62	
								314 H San Jose St.		71 59	
LAST 10 Division I GAMES:											
						268 N Long Beach St.	67 70	110 A UC Santa Barb.		71 68	
						313 A Paci fi c	72 58	288 A UC Ir vine		65 62	
						214 A Cal St. Northridge	60 67	268 A Long Beach St.		67 56	
						208 H Cal St. Fullerton	75 64	260 H UC Davi s		69 60	
						97 H UC Ri versi de	64 58	214 H Cal St. Northridge		78 72	

Non-Di v I Games:

Cal Poly

Loss, Non-Conf, S Site, H Home A Away N Neutral



Average RPI Win:		244	WON-LOST RECORD		WINNING PCT. RANK	LAST 10 GAMES		STRENGTH OF SCHEDULE		OPP. STRENGTH OF SCHEDULE	TEAM RPI	ADJ. RPI	CONF. RPI	ADJ CONF. RPI	
Average RPI Loss:		139													
DIV. I ONLY		16- 15	160		6- 4		262		201		202	208	23	23	
DIV. I NON-CONF.		7- 7	151		1- 0		193		142		173	176	18	18	
TOTALS		RPI 1-25	RPI 26-50		W-L RECORDS		RPI 51-100				RPI 100+				
16- 15		0- 1	0- 1		OVERALL		1- 4				15- 9				
10- 3		0- 0	0- 0		HOME		1- 1				9- 2				
4- 10		0- 1	0- 1		AWAY		0- 2				4- 6				
2- 2		0- 0	0- 0		NEUTRAL		0- 1				2- 1				
7- 7		0- 1	0- 1		NON-CONFERENCE		1- 2				6- 3				
5- 1		0- 0	0- 0		HOME		1- 0				4- 1				
2- 5		0- 1	0- 1		AWAY		0- 1				2- 2				
0- 1		0- 0	0- 0		NEUTRAL		0- 1				0- 0				
9- 8		0- 0	0- 0		CONFERENCE		0- 2				9- 6				
5- 2		0- 0	0- 0		HOME		0- 1				5- 1				
2- 5		0- 0	0- 0		AWAY		0- 1				2- 4				
2- 1		0- 0	0- 0		NEUTRAL		0- 0				2- 1				
RPI 1-25		RPI 26-50		RPI 51-100		RPI 101+ Team's RPI: 208									
RPI S	Opponent	Score	RPI S	Opponent	Score	RPI S	Opponent	Score	RPI S	Opponent	Score				
25	A Iowa St.	62 85	36	A Nebraska	62 76	62	N Texas-Arlington	42 61	103	H UCLA	74 84				
						94	H Col orado	89 77	110	A UC Santa Barb.	64 70				
						97	A UC Ri versi de	48 64	110	H UC Santa Barb.	71 73				
						97	H UC Ri versi de	73 80	110	N UC Santa Barb.	52 57				
						98	A San Di ego	36 47	121	H Fresno St.	61 56				
									181	A Drake	43 58				
									207	H San Franci sco	72 69				
									214	A Cal St. Northridge	78 73				
									214	H Cal St. Northridge	86 79				
									214	N Cal St. Northridge	75 65				
									230	A Cal Poly	64 75				
									230	H Cal Poly	64 49				
									243	A Montana St.	63 86				
									260	A UC Davi s	60 51				
									260	H UC Davi s	62 53				
									268	A Long Beach St.	59 73				
									268	H Long Beach St.	68 57				
									288	A UC Irvi ne	77 59				
									288	H UC Irvi ne	76 62				
									310	H Northern Col o.	75 63				
									313	A Paci fi c	53 61				
									313	H Paci fi c	75 69				
									313	N Paci fi c	69 58				
									314	A San Jose St.	69 52				
				LAST 10 Div sion I GAMES:											
						110	A UC Santa Barb.	64 70							
						214	A Long Beach St.	59 73							
						288	A UC Irvi ne	77 59							
						214	H Cal St. Northridge	86 79							
						313	H Paci fi c	75 69							
						110	N UC Santa Barb.	52 57							
						214	N Cal St. Northridge	75 65							
						313	N Paci fi c	69 58							
						260	H UC Davi s	62 53							
						230	A Cal Poly	64 75							

Cal St. Fullerton

Cal St. Fullerton

Non-Div I Games: Cal St. Bakersfi 61 69

Cal St. Fullerton

Loss, Non-Conf, S Site, H Home A Away N Neutral

Average RPI Win:		244	WON-LOST RECORD		WINNING PCT. RANK	LAST 10 GAMES		STRENGTH OF SCHEDULE	OPP. STRENGTH OF SCHEDULE	TEAM RPI	ADJ. RPI	CONF. RPI	ADJ CONF. RPI	
Average RPI Loss:		137												
DIV. I ONLY		13- 16	187		4- 6		229		193		216	214	23	23
DIV. I NON-CONF.		4- 10	265		0- 1		154		116		229	227	18	18
TOTALS		RPI 1-25	RPI 26-50		W-L RECORDS		RPI 51-100				RPI 100+			
13- 16		0- 1	0- 1		OVERALL		1- 4				12- 10			
8- 7		0- 1	0- 0		HOME		1- 2				7- 4			
5- 7		0- 0	0- 1		AWAY		0- 2				5- 4			
0- 2		0- 0	0- 0		NEUTRAL		0- 0				0- 2			
4- 10		0- 1	0- 1		NON-CONFERENCE		0- 3				4- 5			
3- 5		0- 1	0- 0		HOME		0- 2				3- 2			
1- 4		0- 0	0- 1		AWAY		0- 1				1- 2			
0- 1		0- 0	0- 0		NEUTRAL		0- 0				0- 1			
9- 6		0- 0	0- 0		CONFERENCE		1- 1				8- 5			
5- 2		0- 0	0- 0		HOME		1- 0				4- 2			
4- 3		0- 0	0- 0		AWAY		0- 1				4- 2			
0- 1		0- 0	0- 0		NEUTRAL		0- 0				0- 1			
RPI 1-25		RPI 26-50		RPI 51-100		RPI 101+		Team's RPI: 214						
RPI S	Opponent	Score	RPI S	Opponent	Score	RPI S	Opponent	Score	RPI S	Opponent	Score			
19	H Mi chi gan St.	69 73	38	A Bri gham Young	48 55	54	H Montana	73 87	110	A UC Santa Barb.	66 64			
						94	A Col orado	64 80	110	H UC Santa Barb.	79 90			
						97	A UC Ri versi de	70 81	119	N Al abama	56 75			
						97	H UC Ri versi de	69 60	132	H Pepperdi ne	66 84			
						98	H San Di ego	77 95	135	H Hawai i	61 72			
									171	H Santa Cl ara	79 67			
									188	A St. Mary's (Cal .)	91 100			
									208	A Cal St. Fullerton	79 86			
									208	H Cal St. Fullerton	73 78			
									208	N Cal St. Fullerton	65 75			
									230	A Cal Poly	72 78			
									230	H Cal Poly	67 60			
									248	H Portl and St.	77 67			
									260	A UC Davi s	68 69			
									260	H UC Davi s	73 62			
									268	A Long Beach St.	73 63			
									268	H Long Beach St.	74 60			
									288	A UC Irvi ne	76 60			
									288	H UC Irvi ne	80 63			
									313	A Paci fi c	72 51			
									313	H Paci fi c	72 50			
									314	A San Jose St.	66 63			
LAST 10 Div sion I GAMES:														
208 N Cal St. Fullerton		65 75	208 A Cal St. Fullerton		79 86									
110 H UC Santa Barb.		79 90	97 A UC Ri versi de		70 81									
230 H Cal Poly		67 60	288 H UC Irvi ne		80 63									
313 A Paci fi c		72 51	268 H Long Beach St.		74 60									
260 A UC Davi s		68 69	230 A Cal Poly		72 78									

Non-Div I Games:

Cal St. Northridge

Loss, 
Non-Conf, S Site, 
H Home
A Away 
N Neutral

California				Through Games of Sunday, March 11, 2007																					
Average RPI Win:		134	WON-LOST RECORD		WINNING PCT. RANK		LAST 10 GAMES		STRENGTH OF SCHEDULE		OPP. STRENGTH OF SCHEDULE		TEAM RPI		ADJ. RPI		CONF. RPI		ADJ CONF. RPI						
Average RPI Loss:		37																							
DIV. I ONLY			23- 8		45		6- 4		61		47		28		28		6		6						
DIV. I NON-CONF.			10- 1		16		0- 1		76		51		18		20		6		6						
TOTALS		RPI 1-25		RPI 26-50		W-L RECORDS		RPI 51-100		RPI 100+															
23- 8		1- 5		1- 2		OVERALL		7- 1		14- 1															
12- 3		0- 2		0- 1		HOME		4- 0		8- 0															
8- 4		1- 2		1- 0		AWAY		1- 1		5- 1															
3- 2		0- 1		0- 1		NEUTRAL		2- 0		1- 0															
10- 1		0- 1		0- 1		NON-CONFERENCE		3- 0		7- 0															
6- 0		0- 0		0- 0		HOME		2- 0		4- 0															
2- 1		0- 1		0- 0		AWAY		0- 0		2- 0															
2- 1		0- 0		0- 1		NEUTRAL		1- 0		1- 0															
13- 7		1- 4		1- 1		CONFERENCE		4- 1		7- 1															
6- 3		0- 2		0- 1		HOME		2- 0		4- 0															
6- 3		1- 1		1- 0		AWAY		1- 1		3- 1															
1- 1		0- 1		0- 0		NEUTRAL		1- 0		0- 0															
RPI 1-25				RPI 26-50		Team's RPI: 28		RPI 51-100		RPI 101+															
RPI S	Opponent		Score		RPI S	Opponent		Score		RPI S	Opponent		Score		RPI S	Opponent		Score							
8	A	Vanderbi l t	55	67	30	N	Notre Dame	59	62	67	A	Southern	62	53	103	A	UCLA	68	77						
10	A	Stanford	72	57	42	A	Washi ngton	72	49			Cal i forni a			103	H	UCLA	88	69						
10	H	Stanford	44	69	42	H	Washi ngton	76	79	67	H	Southern	86	79	115	A	Kansas	73	65						
15	A	Ari zona St.	54	66								Cal i forni a			120	N	Fl ori da	88	60						
15	H	Ari zona St.	58	74						72	H	Arkansas St.	81	62	121	H	Fresno St.	77	62						
15	N	Ari zona St.	53	60						97	H	UC Ri versi de	58	51	124	A	Ari zona	84	64						
										99	A	Oregon	42	62	124	H	Ari zona	65	48						
										99	H	Oregon	65	56	132	A	Pepperdi ne	72	54						
										99	N	Oregon	63	51	167	H	Harvard	96	54						
										100	N	Bel mont	69	52	188	H	St. Mary' s (Cal .)	71	56						
															218	A	Oregon St.	67	61						
															218	H	Oregon St.	63	57						
															245	H	Rhode Isl and	65	53						
															278	A	Washi ngton St.	55	48						
															278	H	Washi ngton St.	72	45						
LAST 10 Div sion I GAMES:																									
30					N	Notre Dame					59	62	218					A	Oregon St.					67	61
15					N	Ari zona St.					53	60	99					A	Oregon					42	62
99					N	Oregon					63	51	278					H	Washi ngton St.					72	45
103					H	UCLA					88	69	42					H	Washi ngton					76	79
67					H	Southern Cal i forni a					86	79	10					A	Stanford					72	57

Non-Di v I Games:

Cal i forni a

Loss, Non-Conf, S Site, H Home A Away N Neutral

Cal i forni a

Cal i forni a

Campbell				Through Games Of Sunday, March 11, 2007																
Average RPI Win:		279	WON-LOST RECORD		WINNING PCT. RANK		LAST 10 GAMES		STRENGTH OF SCHEDULE		OPP. STRENGTH OF SCHEDULE		TEAM RPI		ADJ. RPI		CONF. RPI		ADJ CONF. RPI	
Average RPI Loss:		214																		
DIV. I ONLY			8- 21		279		3- 7		310		318		308		309		29		29	
DIV. I NON-CONF.			2- 12		308		0- 2		306		310		329		330		30		30	
TOTALS			RPI 1-25		RPI 26-50		W-L RECORDS		RPI 51-100		RPI 100+									
8- 21			0- 0		0- 0		OVERALL		0- 3		8- 18									
5- 8			0- 0		0- 0		HOME		0- 2		5- 6									
3- 11			0- 0		0- 0		AWAY		0- 1		3- 10									
0- 2			0- 0		0- 0		NEUTRAL		0- 0		0- 2									
2- 12			0- 0		0- 0		NON-CONFERENCE		0- 1		2- 11									
1- 5			0- 0		0- 0		HOME		0- 1		1- 4									
1- 6			0- 0		0- 0		AWAY		0- 0		1- 6									
0- 1			0- 0		0- 0		NEUTRAL		0- 0		0- 1									
6- 9			0- 0		0- 0		CONFERENCE		0- 2		6- 7									
4- 3			0- 0		0- 0		HOME		0- 1		4- 2									
2- 5			0- 0		0- 0		AWAY		0- 1		2- 4									
0- 1			0- 0		0- 0		NEUTRAL		0- 0		0- 1									
RPI 1-25					RPI 26-50				RPI 51-100				RPI 101+		Team's RPI: 309					
RPI S	Opponent	Score	RPI S	Opponent	Score	RPI S	Opponent	Score	RPI S	Opponent	Score	RPI S	Opponent	Score						
						85	H UNC Greensboro	68	84	125	A East Tenn. St.	66	84							
						100	A Bel mont	34	57	125	H East Tenn. St.	66	87							
						100	H Bel mont	54	61	141	H UNC Asheville	81	73							
										151	H High Point	74	89							
										151	N High Point	53	70							
										189	A Jacksonville	55	63							
										189	H Jacksonville	59	63							
										201	A Coastal Caro.	33	58							
										233	A UNC Wilmington	69	55							
										234	A Fla. Atlantic	52	87							
										242	A Elon	46	60							
										242	H Elon	68	76							
										266	A Gardner-Webb	53	68							
										266	H Gardner-Webb	57	54							
										266	N Gardner-Webb	47	67							
										283	A Kennesaw St.	58	64							
										283	H Kennesaw St.	68	82							
										289	A Longwood	54	56							
										306	A Lipscomb	80	68							
										306	H Lipscomb	72	56							
										323	A Stetson	60	67							
										323	H Stetson	78	60							
										324	A North Fla.	53	59							
										324	H North Fla.	73	74							
										327	A Mercer	67	41							
										327	H Mercer	58	53							
														</						

### Non-Div l Games:

Campbel I

Loss, Non-Conf, S Site, H Home A Away N Neutral

Average RPI Win: 238				WON-LOST RECORD		WINNING PCT. RANK		LAST 10 GAMES		STRENGTH OF SCHEDULE		OPP. STRENGTH OF SCHEDULE		TEAM RPI		ADJ. RPI		CONF. RPI		ADJ CONF. RPI			
DIV. I ONLY				16- 14		153		5- 5		277		245		212		215		19		19			
DIV. I NON-CONF.				8- 3		63		0- 0		310		272		166		166		21		21			
TOTALS				RPI 1-25		RPI 26-50		W-L RECORDS		RPI 51-100		RPI 100+											
16- 14				0- 0		0- 0		OVERALL		0- 3		16- 11											
8- 6				0- 0		0- 0		HOME		0- 1		8- 5											
7- 7				0- 0		0- 0		AWAY		0- 2		7- 5											
1- 1				0- 0		0- 0		NEUTRAL		0- 0		1- 1											
8- 3				0- 0		0- 0		NON-CONFERENCE		0- 1		8- 2											
4- 1				0- 0		0- 0		HOME		0- 0		4- 1											
3- 2				0- 0		0- 0		AWAY		0- 1		3- 1											
1- 0				0- 0		0- 0		NEUTRAL		0- 0		1- 0											
8- 11				0- 0		0- 0		CONFERENCE		0- 2		8- 9											
4- 5				0- 0		0- 0		HOME		0- 1		4- 4											
4- 5				0- 0		0- 0		AWAY		0- 1		4- 4											
0- 1				0- 0		0- 0		NEUTRAL		0- 0		0- 1											
RPI 1-25				RPI 26-50		RPI 51-100		RPI 101+		Team's RPI: 215													
RPI S	Opponent			Score	RPI S	Opponent			Score	RPI S	Opponent			Score	RPI S	Opponent			Score				
										53	A	Mari st			50	66	147	A	lona			56	72
										53	H	Mari st			54	63	147	H	lona			63	66
										54	A	Montana			46	83	148	A	Loyol a (Md. )			63	59
																	148	H	Loyol a (Md. )			61	53
																	148	N	Loyol a (Md. )			60	63
																	157	A	Boston U.			70	64
																	174	H	St. Bonaventure			44	69
																	219	A	Syracuse			56	43
																	221	A	Fai rfi el d			74	64
																	221	H	Fai rfi el d			66	76
																	227	A	St. Peter's			71	61
																	227	H	St. Peter's			90	70
																	228	H	Bi nghamton			62	50
																	231	A	Si ena			54	64
																	231	H	Si ena			58	59
																	235	H	Buffal o			74	58
																	239	A	Manhattan			55	56
																	239	H	Manhattan			56	52
																	249	A	Ni agara			59	62
																	249	H	Ni agara			62	68
																	252	A	Northeastern			68	62
																	282	H	Wright St.			66	46
																	286	H	Md. -East. Shore			48	44
																	297	A	Col gate			57	62
																	308	N	l daho			66	61
																	319	A	Ri der			61	47
																	319	H	Ri der			88	60
LAST 10 Div				sion I GAMES:		LAST 10 Div		sion I GAMES:		LAST 10 Div		sion I GAMES:		LAST 10 Div		sion I GAMES:		LAST 10 Div		sion I GAMES:			

### Non-Div l Games:

Cani si us

Loss, Non-Conf, S Site, H Home A Away N Neutral

[illegible]

Centenary (La.)

C  
e  
n  
t  
e  
n  
a  
r  
y  
(  
L  
a  
.)

### Non-Div I Games:

Centenary (La.)

Loss, Non-Conf, S Site, H Home A Away N Neutral

RPI	S	Opponent	Score
334	H	McNeese St.	75 59

Centenary (La.)

Average RPI Win: 303		WON-LOST RECORD		WINNING PCT. RANK		LAST 10 GAMES		STRENGTH OF SCHEDULE		OPP. STRENGTH OF SCHEDULE		TEAM RPI		ADJ. RPI		CONF. RPI		ADJ CONF. RPI	
DIV. I ONLY		10- 14		211		6- 4		301		328		277		277		31		31	
DIV. I NON-CONF.		10- 14		206		6- 4		268		329		263		267		28		28	
TOTALS		RPI 1-25		RPI 26-50		W-L RECORDS		RPI 51-100		RPI 100+									
10- 14		0- 0		0- 1		OVERALL		0- 2		10- 11									
5- 5		0- 0		0- 0		HOME		0- 1		5- 4									
4- 9		0- 0		0- 1		AWAY		0- 1		4- 7									
1- 0		0- 0		0- 0		NEUTRAL		0- 0		1- 0									
10- 14		0- 0		0- 1		NON-CONFERENCE		0- 2		10- 11									
5- 5		0- 0		0- 0		HOME		0- 1		5- 4									
4- 9		0- 0		0- 1		AWAY		0- 1		4- 7									
1- 0		0- 0		0- 0		NEUTRAL		0- 0		1- 0									
0- 0		0- 0		0- 0		CONFERENCE		0- 0		0- 0									
0- 0		0- 0		0- 0		HOME		0- 0		0- 0									
0- 0		0- 0		0- 0		AWAY		0- 0		0- 0									
0- 0		0- 0		0- 0		NEUTRAL		0- 0		0- 0									
RPI 1-25		Score		RPI 26-50		Score		RPI 51-100		Score		RPI 101+		Team's RPI: 277		Score			
RPI S Opponent				RPI S Opponent				RPI S Opponent				RPI S Opponent							
				40 A Mississippi		63 104		62 H Texas-Arlington		43 74		127 A Stephen F. Austin		54 64					
								93 A Southeast Mo. St.		60 64		176 A Oral Roberts		55 88					
												176 H Oral Roberts		59 93					
												194 A A&M-Corpus Christi		71 73					
												195 A UTSA		59 66					
												202 H Tenn. -Martin		69 79					
												204 H Texas St.		63 90					
												238 N Austin Peay		67 61					
												276 A Southeastern La.		50 55					
												276 H Southeastern La.		69 58					
												285 A Lamar		78 81					
												285 H Lamar		74 71					
												291 A Memphis		86 90					
												295 A UMKC		74 62					
												315 A Northwestern St.		74 60					
												315 H Northwestern St.		71 73					
												316 H Sam Houston St.		73 68					
												317 A Nicholls St.		74 72					
												317 H Nicholls St.		71 62					
												334 A McNeese St.		66 56					
												334 H McNeese St.		85 73					

Non-Div I Games: Southern Ark. 84 63 Ark. -Monticello 65 56 Philander Smith 92 53 Xavier (La.) Central Ark. 81 67



Central Conn. St.				Through Games Of Sunday, March 11, 2007							
Average RPI Win:		242	WON-LOST	WINNING	LAST 10	STRENGTH OF	OPP. STRENGTH	TEAM	ADJ.	CONF.	ADJ CONF.
Average RPI Loss:		164	RECORD	PCT. RANK	GAMES	SCHEDULE	OF SCHEDULE	RPI	RPI	RPI	RPI
DIV. I ONLY		6- 23	307	2- 8	137	253	280	280	20	20	
DIV. I NON-CONF.		2- 9	296	0- 0	156	207	275	271	23	24	
-----											
TOTALS		RPI 1-25	RPI 26-50	W-L RECORDS		RPI 51-100		RPI 100+			
6- 23		0- 0	0- 0	OVERALL		0- 5		6- 18			
3- 10		0- 0	0- 0	HOME		0- 2		3- 8			
3- 12		0- 0	0- 0	AWAY		0- 3		3- 9			
0- 1		0- 0	0- 0	NEUTRAL		0- 0		0- 1			
2- 9		0- 0	0- 0	NON-CONFERENCE		0- 3		2- 6			
2- 2		0- 0	0- 0	HOME		0- 1		2- 1			
0- 6		0- 0	0- 0	AWAY		0- 2		0- 4			
0- 1		0- 0	0- 0	NEUTRAL		0- 0		0- 1			
4- 14		0- 0	0- 0	CONFERENCE		0- 2		4- 12			
1- 8		0- 0	0- 0	HOME		0- 1		1- 7			
3- 6		0- 0	0- 0	AWAY		0- 1		3- 5			
0- 0		0- 0	0- 0	NEUTRAL		0- 0		0- 0			
-----											
RPI 1-25			RPI 26-50			RPI 51-100			RPI 101+ Team's RPI: 280		
RPI S	Opponent	Score	RPI S	Opponent	Score	RPI S	Opponent	Score	RPI S	Opponent	Score
						51	A Hofstra	49 65	105	N Boston College	57 67
						78	A Wisconsin	45 75	118	A Sacred Heart	49 77
						80	A Robert Morris	65 80	118	H Sacred Heart	61 73
						80	H Robert Morris	46 55	129	A Florida Int'l	51 73
						84	H Stony Brook	55 74	131	H VCU	47 68
									143	A Long Island	46 58
									143	H Long Island	57 56
									153	A Army	64 77
									155	A Quinnipiac	51 87
									155	H Quinnipiac	55 62
									210	A Monmouth	64 48
									210	H Monmouth	65 73
									217	A Wisconsin-Milwaukee	56 65
									223	A Mt. St. Mary's	68 75
									223	H Mt. St. Mary's	52 56
									241	A St. Francis (N.Y.)	61 59
									241	H St. Francis (N.Y.)	59 68
									245	A Rhode Island	63 75
									253	A Fairleigh Dickinson	66 86
									253	H Fairleigh Dickinson	73 80
									281	A St. Francis (Pa.)	83 79
									284	H New Hampshire	65 47
									290	H Columbia	76 66
									331	H Wagner	63 69
-----											
LAST 10 Division I GAMES:											
241	H St. Francis (N.Y.)	59 68	155	H Quinnipiac	55 62						
80	H Robert Morris	46 55	223	H Mt. St. Mary's	52 56						
210	A Monmouth	64 48	118	A Sacred Heart	49 77						
253	A Fairleigh Dickinson	66 86	241	A St. Francis (N.Y.)	61 59						
143	A Long Island	46 58	118	H Sacred Heart	61 73						

Non-Div I Games:

Central Conn. St.

Average RPI Win:		193	WON-LOST		WINNING	LAST 10	STRENGTH OF		OPP. STRENGTH	TEAM	ADJ.	CONF.	ADJ CONF.
Average RPI Loss:		129	RECORD		PCT. RANK	GAMES	SCHEDULE		OF SCHEDULE	RPI	RPI	RPI	RPI
DIV. I ONLY		9- 19	254		2- 8		130		148		223	224	11 11
DIV. I NON-CONF.		6- 5	130		0- 0		191		206		158	159	13 13
TOTALS		RPI 1-25	RPI 26-50		W-L RECORDS		RPI 51-100		RPI 100+				
9- 19		0- 1	0- 3		OVERALL		0- 1		9- 14				
5- 6		0- 0	0- 1		HOME		0- 0		5- 5				
3- 11		0- 1	0- 2		AWAY		0- 0		3- 8				
1- 2		0- 0	0- 0		NEUTRAL		0- 1		1- 1				
6- 5		0- 0	0- 1		NON-CONFERENCE		0- 1		6- 3				
2- 1		0- 0	0- 0		HOME		0- 0		2- 1				
3- 3		0- 0	0- 1		AWAY		0- 0		3- 2				
1- 1		0- 0	0- 0		NEUTRAL		0- 1		1- 0				
3- 14		0- 1	0- 2		CONFERENCE		0- 0		3- 11				
3- 5		0- 0	0- 1		HOME		0- 0		3- 4				
0- 8		0- 1	0- 1		AWAY		0- 0		0- 6				
0- 1		0- 0	0- 0		NEUTRAL		0- 0		0- 1				
RPI 1-25		RPI 26-50		RPI 51-100		RPI 101+		Team's RPI: 224					
RPI S	Opponent	Score	RPI S	Opponent	Score	RPI S	Opponent	Score	RPI S	Opponent	Score		
21	A Bowling Green	50 70	30	A Notre Dame	66 88	66	N Seton Hall	55 79	109	A Ohio	65 69		
			41	A Ball St.	59 84				109	N Ohio	51 55		
			41	H Ball St.	65 73				111	A Eastern Mich.	62 77		
									111	H Eastern Mich.	50 57		
									112	A Northern Ill.	67 73		
									112	H Northern Ill.	73 61		
									113	H Kent St.	53 71		
									140	H Oakland	69 57		
									161	H Michigan	47 52		
									164	A Western Mich.	66 80		
									164	H Western Mich.	91 78		
									172	A Valparaiso	62 45		
									182	A Miami (Ohio)	70 79		
									184	A Toledo	62 73		
									184	H Toledo	82 85		
									187	A Ill. -Chicago	68 84		
									190	H Dartmouth	68 49		
									219	A Syracuse	74 68		
									222	A I PFW	70 56		
									235	H Buffalo	80 90		
									250	H Akron	81 69		
									266	N Gardner-Webb	77 64		
									292	A Chicago St.	64 78		
				LAST 10 Division I GAMES:									
			109	N Ohio	51 55	164	A Western Mich.	66 80					
			111	H Eastern Mich.	50 57	235	H Buffalo	80 90					
			184	A Toledo	62 73	250	H Akron	81 69					
			41	A Ball St.	59 84	109	A Ohio	65 69					
			112	H Northern Ill.	73 61	182	A Miami (Ohio)	70 79					

Overall Season Totals					Final Eight Games of Sunday, March 11, 2007					
Average RPI Win:	277	WON-LOST	WINNING	LAST 10	STRENGTH OF	OPP. STRENGTH	TEAM	ADJ.	CONF.	ADJ CONF.
Average RPI Loss:	193	RECORD	PCT. RANK	GAMES	SCHEDULE	OF SCHEDULE	RPI	RPI	RPI	RPI
DI V. I ONLY	7- 20	288	2- 8	269	317	298	298	21	21	
DI V. I NON-CONF.	5- 7	206	0- 0	287	334	280	280	22	22	

TOTALS	RPI 1-25	RPI 26-50	W-L RECORDS	RPI 51-100	RPI 100+
7- 20	0- 0	0- 0	OVERALL	0- 0	7- 20
5- 7	0- 0	0- 0	HOME	0- 0	5- 7
2- 12	0- 0	0- 0	AWAY	0- 0	2- 12
0- 1	0- 0	0- 0	NEUTRAL	0- 0	0- 1
5- 7	0- 0	0- 0	NON-CONFERENCE	0- 0	5- 7
3- 2	0- 0	0- 0	HOME	0- 0	3- 2
2- 5	0- 0	0- 0	AWAY	0- 0	2- 5
0- 0	0- 0	0- 0	NEUTRAL	0- 0	0- 0
2- 13	0- 0	0- 0	CONFERENCE	0- 0	2- 13
2- 5	0- 0	0- 0	HOME	0- 0	2- 5
0- 7	0- 0	0- 0	AWAY	0- 0	0- 7
0- 1	0- 0	0- 0	NEUTRAL	0- 0	0- 1

[illegible]

## Non-Div | Games: Pfi effer

75 68

Bryan

70 63

Southern Wesleyan 79 73

Charleston So.

Loss, Non-Conf, S Site, H Home A Away N Neutral

Charles  
Stonson.

Average RPI Win:	169	WON-LOST	WINNING	LAST 10	STRENGTH OF	OPP. STRENGTH	TEAM	ADJ.	CONF.	ADJ CONF.
Average RPI Loss:	78	RECORD	PCT. RANK	GAMES	SCHEDULE	OF SCHEDULE	RPI	RPI	RPI	RPI

DIV. I ONLY	18- 12	104	4- 6	132	76	101	101	10	10
DIV. I NON-CONF.	9- 6	114	1- 1	147	20	108	105	8	8

TOTALS	RPI 1-25	RPI 26-50	W-L RECORDS	RPI 51-100	RPI 100+
18- 12	1- 1	1- 3	OVERALL	2- 7	15- 2
12- 2	1- 1	1- 1	HOME	2- 0	9- 0
5- 7	0- 0	0- 1	AWAY	0- 5	5- 2
1- 3	0- 0	0- 1	NEUTRAL	0- 2	1- 0
9- 6	1- 0	0- 2	NON-CONFERENCE	2- 5	7- 0
8- 0	1- 0	0- 0	HOME	2- 0	5- 0
1- 5	0- 0	0- 1	AWAY	0- 4	1- 0
1- 2	0- 0	0- 1	NEUTRAL	0- 1	1- 0
9- 6	0- 1	1- 1	CONFERENCE	0- 2	8- 2
5- 2	0- 1	1- 1	HOME	0- 0	4- 0
4- 3	0- 0	0- 0	AWAY	0- 1	4- 2
0- 1	0- 0	0- 0	NEUTRAL	0- 1	0- 0

RPI	S	Opponent	Score
16	H	George Washington	59 <span>64</span>
20	H	Old Dominion	68 64

RPI	S	Opponent	Score
27	H	Xavier	61 59
31	H	Temple	55 <span>72</span>
41	N	Ball St.	72 <span>82</span>
48	A	Virginia	72 <span>74</span>

RPI	S	Opponent	Score
55	A	Davidson	69 <span>75</span>
58	A	Virginia Tech	68 <span>80</span>
71	A	Minnesota	66 <span>78</span>
72	H	Arkansas St.	76 65
73	N	Wyoming	55 <span>77</span>
74	A	St. Joseph's	59 <span>67</span>
74	N	St. Joseph's	64 <span>76</span>
85	H	UNC Greensboro	86 40
94	A	Colorado	65 <span>78</span>

RPI	S	Opponent	Score
126	A	Richmond	65 60
134	A	Massachusetts	67 60
136	A	Clemson	65 62
137	A	La Salle	62 <span>71</span>
151	H	High Point	72 45
154	N	Tulsa	85 65
163	H	Houston	81 58
174	A	St. Bonaventure	86 74
183	A	St. Louis	77 65
183	H	St. Louis	74 49
209	H	Dayton	82 70
245	A	Rhode Island	78 <span>91</span>
256	H	Duquesne	74 65
275	H	Fordham	78 46
281	H	St. Francis (Pa.)	82 72
293	H	Winthrop	65 45
298	H	Charleston So.	82 61

## LAST 10 Division I GAMES:

48	A	Virginia	72 <span>74</span>	31	H	Temple	55 <span>72</span>
151	H	High Point	72 45	16	H	George Washington	59 <span>64</span>
74	N	St. Joseph's	64 <span>76</span>	74	A	St. Joseph's	59 <span>67</span>
174	A	St. Bonaventure	86 74	275	H	Fordham	78 46
137	A	La Salle	62 <span>71</span>	183	A	St. Louis	77 65

Charlotte

Charlotte

Non-Div I Games:

Charlotte

Loss, Non-Conf, S Site, H Home A Away N Neutral







Average RPI Win: 199

Average RPI Loss: 51

WON-LOST  
RECORDWINNING  
PCT. RANKLAST 10  
GAMESSTRENGTH OF  
SCHEDULEOPP. STRENGTH  
OF SCHEDULETEAM  
RPIADJ.  
RPICONF.  
RPIADJ CONF.  
RPI

DIV. I ONLY

12- 18

219

3- 7

69

39

134

136

3

3

DIV. I NON-CONF.

8- 7

147

0- 0

159

79

142

145

3

3

TOTALS

RPI 1-25

RPI 26-50

W-L RECORDS

RPI 51-100

RPI 100+

12- 18

0- 5

0- 6

OVERALL

1- 4

11- 3

7- 8

0- 2

0- 3

HOME

1- 2

6- 1

4- 9

0- 3

0- 2

AWAY

0- 2

4- 2

1- 1

0- 0

0- 1

NEUTRAL

0- 0

1- 0

8- 7

0- 1

0- 2

NON-CONFERENCE

0- 2

8- 2

5- 3

0- 0

0- 1

HOME

0- 1

5- 1

2- 4

0- 1

0- 1

AWAY

0- 1

2- 1

1- 0

0- 0

0- 0

NEUTRAL

0- 0

1- 0

4- 11

0- 4

0- 4

CONFERENCE

1- 2

3- 1

2- 5

0- 2

0- 2

HOME

1- 1

1- 0

2- 5

0- 2

0- 1

AWAY

0- 1

2- 1

0- 1

0- 0

0- 1

NEUTRAL

0- 0

0- 0

RPI 1-25

RPI	S	Opponent	Score
2	A	Duke	53 105
5	H	North Carolina	65 100
6	H	Maryland	62 76
8	A	Vanderbilt	63 82
22	A	North Carolina St.	52 65

RPI 26-50

RPI	S	Opponent	Score
26	A	James Madison	72 85
35	H	Chattanooga	64 73
45	A	Florida St.	61 73
45	H	Florida St.	60 61
48	H	Virginia	85 86
48	N	Virginia	82 89

RPI 51-100

RPI	S	Opponent	Score
52	A	Georgia Tech	59 62
52	H	Georgia Tech	57 63
58	H	Virginia Tech	73 69
65	A	South Carolina	48 80
82	H	Arkansas	69 75

RPI 101+

Team's RPI: 136

RPI	S	Opponent	Score
101	H	Charlotte	62 65
105	A	Boston College	64 69
144	A	Miami (Fla.)	79 69
146	N	St. John's (N.Y.)	95 88
168	A	Maine	78 80
180	A	Wake Forest	73 57
180	H	Wake Forest	76 53
192	H	Wofford	94 81
209	H	Dayton	77 69
220	A	Tennessee Tech	70 67
244	H	Furman	67 62
256	A	Duquesne	77 74
279	H	Col. of Charleston	64 42
283	H	Kennesaw St.	71 62

LAST 10 Division I GAMES:

48	N	Virginia	82 89	58	H	Virginia Tech	73 69
48	H	Virginia	85 86	22	A	North Carolina St.	52 65
45	A	Florida St.	61 73	2	A	Duke	53 105
52	A	Georgia Tech	59 62	144	A	Miami (Fla.)	79 69
180	H	Wake Forest	76 53	6	H	Maryland	62 76

Clemson

Clemson

Non-Div I Games:

Clemson

Loss, 
 Non-Conf, S Site, 
 H Home
A Away 
 N Neutral



Cleveland State

Cleveland St.					Through Games Of Sunday, March 11, 2007						
Average RPI Win:		273	WON-LOST	WINNING	LAST 10	STRENGTH OF	OPP. STRENGTH	TEAM	ADJ.	CONF.	ADJ CONF.
Average RPI Loss:		190	RECORD	PCT. RANK	GAMES	SCHEDULE	OF SCHEDULE	RPI	RPI	RPI	RPI
DIV. I ONLY		8- 22	283	3- 7	294	284	304	305	25	24	
DIV. I NON-CONF.		3- 10	282	0- 0	266	239	298	301	24	23	
<hr/>											
TOTALS		RPI 1-25	RPI 26-50	W-L RECORDS	RPI 51-100	RPI 100+					
8- 22		0- 0	0- 3	OVERALL	0- 0	8- 19					
6- 9		0- 0	0- 1	HOME	0- 0	6- 8					
2- 12		0- 0	0- 2	AWAY	0- 0	2- 10					
0- 1		0- 0	0- 0	NEUTRAL	0- 0	0- 1					
3- 10		0- 0	0- 1	NON-CONFERENCE	0- 0	3- 9					
3- 4		0- 0	0- 0	HOME	0- 0	3- 4					
0- 5		0- 0	0- 1	AWAY	0- 0	0- 4					
0- 1		0- 0	0- 0	NEUTRAL	0- 0	0- 1					
5- 12		0- 0	0- 2	CONFERENCE	0- 0	5- 10					
3- 5		0- 0	0- 1	HOME	0- 0	3- 4					
2- 7		0- 0	0- 1	AWAY	0- 0	2- 6					
0- 0		0- 0	0- 0	NEUTRAL	0- 0	0- 0					
<hr/>											
RPI 1-25			RPI 26-50			RPI 51-100			RPI 101+ Team's RPI: 305		
RPI S	Opponent	Score	RPI S	Opponent	Score	RPI S	Opponent	Score	RPI S	Opponent	Score
			48 A	Virginia	60 100		109 A	Ohio	64 87		
			50 A	Wis.-Green Bay	39 82		143 A	Long Island	52 62		
			50 H	Wis.-Green Bay	66 69		164 A	Western Mich.	79 93		
							169 A	Butler	79 83		
							169 H	Butler	57 66		
							174 H	St. Bonaventure	43 56		
							182 H	Miami (Ohio)	84 86		
							184 A	Toledo	61 76		
							187 A	Ill.-Chicago	46 72		
							187 A	Ill.-Chicago	50 69		
							187 H	Ill.-Chicago	54 68		
							217 A	Wis.-Milwaukee	68 75		
							217 H	Wis.-Milwaukee	57 54		
							235 H	Buffalo	55 47		
							246 H	IUPUI	51 37		
							249 H	Niagara	83 84		
							250 H	Akron	59 61		
							279 N	Col. of Charleston	68 81		
							282 A	Wright St.	55 63		
							282 H	Wright St.	60 47		
							296 A	Detroit	77 74		
							296 H	Detroit	61 64		
							297 H	Colgate	70 65		
							303 A	Youngstown St.	55 65		
							303 H	Youngstown St.	68 57		
							307 A	Loyola (Ill.)	80 57		
							307 H	Loyola (Ill.)	61 74		
LAST 10 Division I GAMES:											
			187 A	Ill.-Chicago	50 69		217 H	Wis.-Milwaukee	57 54		
			169 A	Butler	79 83		296 A	Detroit	77 74		
			282 A	Wright St.	55 63		187 H	Ill.-Chicago	54 68		
			303 H	Youngstown St.	68 57		307 H	Loyola (Ill.)	61 74		
			50 H	Wis.-Green Bay	66 69		303 A	Youngstown St.	55 65		

Cleveland State

Average RPI Win: 260

Average RPI Loss: 154

WON-LOST  
RECORDWINNING  
PCT. RANKLAST 10  
GAMESSTRENGTH OF  
SCHEDULEOPP. STRENGTH  
OF SCHEDULETEAM  
RPIADJ.  
RPICONF.  
RPIADJ CONF.  
RPI

DIV. I ONLY

14- 11

137

5- 5

274

267

201

201

21

21

DIV. I NON-CONF.

5- 5

151

0- 1

294

287

234

235

22

22

TOTALS

RPI 1-25

RPI 26-50

W-L RECORDS

RPI 51-100

RPI 100+

14- 11

0- 1

0- 0

OVERALL

0- 1

14- 9

6- 3

0- 0

0- 0

HOME

0- 0

6- 3

6- 6

0- 0

0- 0

AWAY

0- 1

6- 5

2- 2

0- 1

0- 0

NEUTRAL

0- 0

2- 1

5- 5

0- 1

0- 0

NON-CONFERENCE

0- 1

5- 3

2- 0

0- 0

0- 0

HOME

0- 0

2- 0

1- 3

0- 0

0- 0

AWAY

0- 1

1- 2

2- 2

0- 1

0- 0

NEUTRAL

0- 0

2- 1

9- 6

0- 0

0- 0

CONFERENCE

0- 0

9- 6

4- 3

0- 0

0- 0

HOME

0- 0

4- 3

5- 3

0- 0

0- 0

AWAY

0- 0

5- 3

0- 0

0- 0

0- 0

NEUTRAL

0- 0

0- 0

RPI 1-25

RPI 26-50

RPI 51-100

RPI 101+

Team's RPI: 201

RPI	S	Opponent	Score
5	N	North Carolina	48 <span style="background-color: red;">87</span>

RPI	S	Opponent	Score
85	A	UNC Greensboro	54 <span style="background-color: red;">64</span>

RPI	S	Opponent	Score
122	A	Li berty	57 <span style="background-color: red;">59</span>
122	H	Li berty	54 <span style="background-color: red;">58</span>
139	A	Radford	61 54
139	H	Radford	59 <span style="background-color: red;">61</span>
141	A	UNC Asheville	73 61
141	A	UNC Asheville	51 <span style="background-color: red;">65</span>
141	H	UNC Asheville	46 <span style="background-color: red;">74</span>
151	A	Hi gh Poi nt	52 <span style="background-color: red;">65</span>
151	H	Hi gh Poi nt	66 57
222	N	IPFW	49 <span style="background-color: red;">60</span>
233	N	UNC Wi lmi ngton	66 59
244	A	Furman	55 <span style="background-color: red;">60</span>
264	N	Howard	85 78
279	A	Col . of Charleston	70 56
293	A	Wi nthrop	60 55
293	H	Wi nthrop	67 52
298	A	Charleston So.	60 53
298	H	Charleston So.	61 37
309	H	Campbel l	58 33
311	A	Bi rmi ngham-So.	63 57
311	H	Bi rmi ngham-So.	57 42
322	A	Savannah St.	62 <span style="background-color: red;">66</span>
322	H	Savannah St.	71 51

RPI	S	Opponent	Score
122	A	Li berty	57 <span style="background-color: red;">59</span>
122	H	Li berty	54 <span style="background-color: red;">58</span>
139	A	Radford	61 54
139	H	Radford	59 <span style="background-color: red;">61</span>
141	A	UNC Asheville	73 61
141	A	UNC Asheville	51 <span style="background-color: red;">65</span>
141	H	UNC Asheville	46 <span style="background-color: red;">74</span>
151	A	Hi gh Poi nt	52 <span style="background-color: red;">65</span>
151	H	Hi gh Poi nt	66 57
222	N	IPFW	49 <span style="background-color: red;">60</span>
233	N	UNC Wi lmi ngton	66 59
244	A	Furman	55 <span style="background-color: red;">60</span>
264	N	Howard	85 78
279	A	Col . of Charleston	70 56
293	A	Wi nthrop	60 55
293	H	Wi nthrop	67 52
298	A	Charleston So.	60 53
298	H	Charleston So.	61 37
309	H	Campbel l	58 33
311	A	Bi rmi ngham-So.	63 57
311	H	Bi rmi ngham-So.	57 42
322	A	Savannah St.	62 <span style="background-color: red;">66</span>
322	H	Savannah St.	71 51

LAST 10 Div sion I GAMES:

141	A	UNC Asheville	51 <span style="background-color: red;">65</span>
298	A	Charleston So.	60 53
293	H	Wi nthrop	67 52
151	H	Hi gh Poi nt	66 57
139	A	Radford	61 54

122	A	Li berty	57 <span style="background-color: red;">59</span>
311	A	Bi rmi ngham-So.	63 57
141	H	UNC Asheville	46 <span style="background-color: red;">74</span>
322	A	Savannah St.	62 <span style="background-color: red;">66</span>
151	A	Hi gh Poi nt	52 <span style="background-color: red;">65</span>

122	A	Li berty	57 <span style="background-color: red;">59</span>
311	A	Bi rmi ngham-So.	63 57
141	H	UNC Asheville	46 <span style="background-color: red;">74</span>
322	A	Savannah St.	62 <span style="background-color: red;">66</span>
151	A	Hi gh Poi nt	52 <span style="background-color: red;">65</span>

Non-Div I Games: Coker

77 43

Converse

73 43

North Greenville74 46

Southern Va. Coastal Caro.

90 31

■ Loss, ■ Non-Conf, ■ S Site, ■ Home ■ Away N Neutral

through games of Sunday, March 11, 2007																									
Average RPI Win: 239		WON-LOST RECORD		WINNING PCT. RANK		LAST 10 GAMES		STRENGTH OF SCHEDULE		OPP. STRENGTH OF SCHEDULE		TEAM RPI		ADJ. RPI		CONF. RPI		ADJ. CONF. RPI							
Average RPI Loss: 150																									
DIV. I ONLY		8- 20		274		0- 10		248		171		278		279		14		14							
DIV. I NON-CONF.		3- 6		243		0- 0		323		296		309		308		14		14							
TOTALS		RPI 1-25		RPI 26-50		W-L RECORDS		RPI 51-100		RPI 100+															
8- 20		0- 0		0- 2		OVERALL		1- 6		7- 12															
5- 8		0- 0		0- 1		HOME		1- 3		4- 4															
2- 10		0- 0		0- 1		AWAY		0- 3		2- 6															
1- 2		0- 0		0- 0		NEUTRAL		0- 0		1- 2															
3- 6		0- 0		0- 0		NON-CONFERENCE		0- 1		3- 5															
2- 2		0- 0		0- 0		HOME		0- 1		2- 1															
0- 3		0- 0		0- 0		AWAY		0- 0		0- 3															
1- 1		0- 0		0- 0		NEUTRAL		0- 0		1- 1															
5- 14		0- 0		0- 2		CONFERENCE		1- 5		4- 7															
3- 6		0- 0		0- 1		HOME		1- 2		2- 3															
2- 7		0- 0		0- 1		AWAY		0- 3		2- 3															
0- 1		0- 0		0- 0		NEUTRAL		0- 0		0- 1															
RPI 1-25		RPI 26-50		RPI 51-100		RPI 101+		Team's RPI: 279																	
RPI S	Opponent	Score	RPI S	Opponent	Score	RPI S	Opponent	Score	RPI S	Opponent	Score	RPI S	Opponent	Score	RPI S	Opponent	Score	RPI S	Opponent	Score					
35	A Chattanooga	60 64	35	H Chattanooga	49 65	52	H Georgi a Tech	50 82	136	A Cl emson	42 64	170	N South Al a.	51 63	192	A Wofford	47 56	192	H Wofford	39 41					
						55	A Davi dson	63 72	170	N South Al a.	51 63	192	A Wofford	47 56	196	A Ga. Southern	54 53	196	H Ga. Southern	50 52					
						55	H Davi dson	48 58	192	A Wofford	47 56	196	H Ga. Southern	50 52	200	A Appal achi an St.	47 69	200	H Appal achi an St.	73 65					
						70	A Western Caro.	52 64	192	H Wofford	39 41	201	H Coastal Caro.	56 70	201	H Coastal Caro.	56 70	233	A UNC Wi lmi ngton	41 56					
						70	H Western Caro.	59 80	196	A Ga. Southern	54 53	242	A El on	58 64	242	H El on	63 34	244	A Furman	52 49					
						85	A UNC Greensboro	61 70	196	H Ga. Southern	50 52	244	H Furman	53 55	244	N Furman	59 64	244	N Furman	59 64					
						85	H UNC Greensboro	73 61	200	A Appal achi an St.	47 69	298	A Charleston So.	53 58	305	N Cl evel and St.	81 68	320	H South Carol ina St.	63 46					
												322	H Savannah St.	69 52											
LAST 10 Division I GAMES:																									
244 N Furman						59 64	242 A El on						58 64												
196 H Ga. Southern						50 52	244 H Furman						53 55												
70 H Western Caro.						59 80	192 H Wofford						39 41												
35 A Chattanooga						60 64	55 A Davi dson						63 72												
85 A UNC Greensboro						61 70	200 A Appal achi an St.						47 69												

Col. of Charleston

Col. of Charleston

Non-Div I	Games: Johns Hopkins	74	42	Lander	83	58
-----------	----------------------	----	----	--------	----	----

Col. of Charleston

Loss, Non-Conf, S Site, H Home A Away N Neutral

Page 55

Colgate

### Non-Div l Games:

Colorado				Colorado				Colorado				Colorado				Colorado				Colorado																			
Average RPI Win: 120				WON-LOST RECORD				WINNING PCT. RANK				LAST 10 GAMES				STRENGTH OF SCHEDULE				OPP. STRENGTH OF SCHEDULE				TEAM RPI				ADJ. RPI				CONF. RPI				ADJ CONF. RPI			
Average RPI Loss: 56																																							
DIV. I ONLY				12- 17				212				4- 6				22				25				93				94				2				2			
DIV. I NON-CONF.				5- 6				185				0- 0				66				111				129				130				4				4			
TOTALS				RPI 1-25				RPI 26-50				W-L RECORDS				RPI 51-100								RPI 100+															
12- 17				1- 6				0- 4				OVERALL				5- 5								6- 2															
10- 5				1- 3				0- 1				HOME				3- 1								6- 0															
1- 10				0- 2				0- 3				AWAY				1- 3								0- 2															
1- 2				0- 1				0- 0				NEUTRAL				1- 1								0- 0															
5- 6				0- 1				0- 1				NON-CONFERENCE				0- 3								5- 1															
5- 2				0- 1				0- 0				HOME				0- 1								5- 0															
0- 3				0- 0				0- 1				AWAY				0- 1								0- 1															
0- 1				0- 0				0- 0				NEUTRAL				0- 1								0- 0															
7- 11				1- 5				0- 3				CONFERENCE				5- 2								1- 1															
5- 3				1- 2				0- 1				HOME				3- 0								1- 0															
1- 7				0- 2				0- 2				AWAY				1- 2								0- 1															
1- 1				0- 1				0- 0				NEUTRAL				1- 0								0- 0															
RPI 1-25								RPI 26-50								RPI 51-100				Team's RPI : 94								RPI 101+											
RPI S	Opponent			Score			RPI S	Opponent			Score			RPI S	Opponent			Score			RPI S	Opponent			Score														
7	H	Oklahoma	67	82			33	A	Texas	49	68		56	H	Texas Tech	70	67		101	H	Charlotte	78	65																
8	H	Vanderbilt	76	81			36	A	Nebraska	70	90		56	N	Texas Tech	71	67		115	A	Kansas	68	70																
18	H	Baylor	67	75			36	H	Nebraska	44	54		61	A	Missouri	48	61		115	H	Kansas	59	50																
23	A	Texas A&M	58	74			49	A	South Dakota St.	58	80		61	H	Missouri	71	59		173	H	Nevada	80	60																
23	N	Texas A&M	45	62									63	A	Oklahoma St.	58	61		207	H	San Francisco	62	56																
25	A	Iowa St.	55	74		67							H	Southern California	57	76		208	A	Cal St. Fullerton	77	89		214	H	Cal St. Northridge	80	64											
25	H	Iowa St.	81	67		73							A	Wyoming	49	68		272	H	Colorado St.	56	51																	
						81							A	Kansas St.	60	58																							
						81							H	Kansas St.	66	55																							
						99	N	Oregon	60	70																													
						LAST 10 Division I GAMES:																																	
						23	N	Texas A&M	45	62		25	A	Iowa St.	55	74																							
						56	N	Texas Tech	71	67		81	A	Kansas St.	60	58																							
						36	A	Nebraska	70	90		36	H	Nebraska	44	54																							
						115	H	Kansas	59	50		115	A	Kansas	68	70																							
						18	H	Baylor	67	75		56	H	Texas Tech	70	67																							

Colorado

Non-Div I Games: Cal St. Bakersfield 76 61

Colorado

Loss, 
Non-Conf, S Site, 
H Home
A Away 
N Neutral

Average RPI Win:	272	WON-LOST	WINNING	LAST 10	STRENGTH OF	OPP. STRENGTH	TEAM	ADJ.	CONF.	ADJ CONF.
Average RPI Loss:	111	RECORD	PCT. RANK	GAMES	SCHEDULE	OF SCHEDULE	RPI	RPI	RPI	RPI

DIV. I ONLY	7- 21	293	2- 8	211	104	275	272	7	7
DIV. I NON-CONF.	4- 7	233	0- 0	289	198	277	276	7	7

TOTALS	RPI 1-25	RPI 26-50	W-L RECORDS	RPI 51-100	RPI 100+
7- 21	0- 1	0- 4	OVERALL	0- 8	7- 8
5- 8	0- 0	0- 2	HOME	0- 4	5- 2
2- 12	0- 1	0- 2	AWAY	0- 4	2- 5
0- 1	0- 0	0- 0	NEUTRAL	0- 0	0- 1
4- 7	0- 1	0- 0	NON-CONFERENCE	0- 2	4- 4
3- 2	0- 0	0- 0	HOME	0- 1	3- 1
1- 5	0- 1	0- 0	AWAY	0- 1	1- 3
0- 0	0- 0	0- 0	NEUTRAL	0- 0	0- 0
3- 14	0- 0	0- 4	CONFERENCE	0- 6	3- 4
2- 6	0- 0	0- 2	HOME	0- 3	2- 1
1- 7	0- 0	0- 2	AWAY	0- 3	1- 2
0- 1	0- 0	0- 0	NEUTRAL	0- 0	0- 1

RPI 1-25				RPI 26-50				RPI 51-100				RPI 101+				Team's RPI : 272	
RPI	S	Opponent	Score	RPI	S	Opponent	Score	RPI	S	Opponent	Score	RPI	S	Opponent	Score		
3	A	Connecticut	58 93	38	A	Brigham Young	56 69	59	A	TCU	36 86	108	H	Denver	53 65		
				38	H	Brigham Young	50 67	59	H	TCU	67 85	156	A	UNLV	46 57		
				43	A	New Mexico	66 77	70	H	Western Caro.	60 64	156	H	UNLV	58 63		
				43	H	New Mexico	42 73	73	A	Wyoming	37 72	165	A	San Diego St.	66 75		
								73	H	Wyoming	66 78	165	H	San Diego St.	67 56		
								83	A	Utah	49 64	207	A	San Francisco	51 62		
								83	H	Utah	57 73	216	A	New Mexico St.	55 71		
								94	A	Colorado	51 56	255	A	Air Force	65 56		
												255	H	Air Force	61 49		
												255	N	Air Force	46 47		
												295	H	UMKC	89 72		
												308	H	Idaho	88 68		
												310	A	Northern Colo.	59 48		
												313	A	Pacific	59 71		
												314	H	San Jose St.	76 57		
LAST 10 Division I GAMES:																	
				255	N	Air Force	46 47	43	A	New Mexico	66 77						
				156	H	UNLV	58 63	83	A	Utah	49 64						
				73	A	Wyoming	37 72	59	H	TCU	67 85						
				165	H	San Diego St.	67 56	255	H	Air Force	61 49						
				38	H	Brigham Young	50 67	156	A	UNLV	46 57						

Non-Div I Games: Oklahoma Panhandle 76 64

Colorado St.

Average RPI Win: 238				WON-LOST RECORD		WINNING PCT. RANK		LAST 10 GAMES		STRENGTH OF SCHEDULE		OPP. STRENGTH OF SCHEDULE		TEAM RPI		ADJ. RPI		CONF. RPI		ADJ CONF. RPI									
DIV. I ONLY				8- 20		274		4- 6		259		296		288		290		27		27									
DIV. I NON-CONF.				4- 10		265		0- 0		175		280		253		254		25		25									
TOTALS				RPI 1-25		RPI 26-50		W-L RECORDS		RPI 51-100		RPI 100+																	
8- 20				0- 0		0- 1		OVERALL		0- 1		8- 18																	
6- 6				0- 0		0- 1		HOME		0- 0		6- 5																	
2- 10				0- 0		0- 0		AWAY		0- 0		2- 10																	
0- 4				0- 0		0- 0		NEUTRAL		0- 1		0- 3																	
4- 10				0- 0		0- 1		NON-CONFERENCE		0- 1		4- 8																	
3- 2				0- 0		0- 1		HOME		0- 0		3- 1																	
1- 4				0- 0		0- 0		AWAY		0- 0		1- 4																	
0- 4				0- 0		0- 0		NEUTRAL		0- 1		0- 3																	
4- 10				0- 0		0- 0		CONFERENCE		0- 0		4- 10																	
3- 4				0- 0		0- 0		HOME		0- 0		3- 4																	
1- 6				0- 0		0- 0		AWAY		0- 0		1- 6																	
0- 0				0- 0		0- 0		NEUTRAL		0- 0		0- 0																	
RPI 1-25				RPI 26-50		RPI 51-100		RPI 101+		Team's RPI: 290																			
RPI S	Opponent			Score		RPI S	Opponent			Score		RPI S	Opponent			Score		RPI S	Opponent			Score							
47	H	Hartford		37 76		63	N	Oklahoma St.		42 86		118	H	Sacred Heart		61 57		128	H	Bucknell		53 71							
												148	H	Loyola (Md.)		75 69		153	A	Army		43 68							
												160	A	Delaware St.		57 72		167	A	Harvard		65 72							
												167	H	Harvard		36 65		174	N	St. Bonaventure		57 69							
												190	A	Dartmouth		40 59		190	H	Dartmouth		45 53							
												207	N	San Francisco		51 63		237	A	Penn		62 80							
												237	H	Penn		65 46		239	N	Manhattan		51 65							
												240	A	Yale		72 64		240	H	Yale		66 64							
												241	A	St. Francis (N.Y.)		58 66		269	A	Princeton		73 79							
												269	H	Princeton		58 53		273	A	Cornell		70 83							
												273	H	Cornell		51 67		280	A	Central Conn. St.		66 76							
												299	A	Brown		54 57		299	H	Brown		69 72							
												321	A	Lafayette		74 66		331	H	Wagner		66 46							
LAST 10 Division I GAMES:						167 A Harvard						65 72		237 H Penn						65 46		299 A Brown						54 57	
						190 A Dartmouth						40 59		240 A Yale						72 64		190 H Dartmouth						45 53	
						240 H Yale						66 64		299 H Brown						69 72		167 H Harvard						36 65	
						299 H Princeton						58 53																	

C  
o  
l  
u  
m  
b  
i  
aC  
o  
l  
u  
m  
b  
i  
a

### Non-Div I Games:

Col umbi a

Loss, Non-Conf, S Site, H Home A Away N Neutral





Average RPI Win: 232		WON-LOST RECORD		WINNING PCT. RANK		LAST 10 GAMES		STRENGTH OF SCHEDULE		OPP. STRENGTH OF SCHEDULE		TEAM RPI		ADJ. RPI		CONF. RPI		ADJ CONF. RPI	
Average RPI Loss: 70																			
DIV. I ONLY		24- 7		33		8- 2		164		257		75		75		26		26	
DIV. I NON-CONF.		5- 6		185		1- 1		31		88		97		94		29		29	
TOTALS		RPI 1-25		RPI 26-50		W-L RECORDS		RPI 51-100				RPI 100+							
24- 7		0- 1		0- 4		OVERALL		2- 1				23- 2							
11- 0		0- 0		0- 0		HOME		0- 0				11- 0							
12- 5		0- 1		0- 3		AWAY		2- 1				11- 1							
1- 2		0- 0		0- 1		NEUTRAL		0- 0				1- 1							
5- 6		0- 1		0- 4		NON-CONFERENCE		2- 1				4- 1							
2- 0		0- 0		0- 0		HOME		0- 0				2- 0							
4- 6		0- 1		0- 3		AWAY		2- 1				2- 1							
0- 1		0- 0		0- 1		NEUTRAL		0- 0				0- 0							
19- 1		0- 0		0- 0		CONFERENCE		0- 0				19- 1							
9- 0		0- 0		0- 0		HOME		0- 0				9- 0							
9- 0		0- 0		0- 0		AWAY		0- 0				9- 0							
1- 1		0- 0		0- 0		NEUTRAL		0- 0				1- 1							
RPI 1-25		RPI 26-50		RPI 51-100		Team's RPI : 75		RPI 101+											
RPI S	Opponent	Score	RPI S	Opponent	Score	RPI S	Opponent	Score	RPI S	Opponent	Score	RPI S	Opponent	Score					
16	A George Washi ngton	53 63	26	N James Madi son	64 70	66	A Seton Hall	54 59	128	H Bucknel l	64 50								
			27	A Xavi er	45 49	74	A St. Joseph' s	67 52	144	A Mi ami (Fl a. )	54 60								
			32	A South Fla.	49 66	80	A Robert Morris	76 68	160	A Delaware St.	58 53								
			39	A West Vi rgi ni a	53 54				160	H Delaware St.	57 39								
									166	A UMBC	59 48								
									178	A Hampton	63 56								
									178	H Hampton	68 45								
									186	A N. C. A&T	84 81								
									186	H N. C. A&T	75 60								
									211	A Morgan St.	64 49								
									211	H Morgan St.	67 53								
									211	N Morgan St.	67 69								
									264	A Howard	71 57								
									264	H Howard	78 57								
									264	N Howard	59 44								
									267	A Fl ori da A&M	65 47								
									286	A Md. -East. Shore	77 47								
									286	H Md. -East. Shore	68 51								
									303	H Youngstown St.	55 42								
									320	A South Caroli na St.	64 47								
									320	H South Caroli na St.	64 53								
									321	A Lafayette	54 34								
									326	A Norfol k St.	89 61								
									326	H Norfol k St.	73 44								
									335	H Bethune-Cookman	61 38								
			LAST 10 Di v			si on I GAMES:													
			32	A South Fla.	49 66	267	A Fl ori da A&M	65 47											
			74	A St. Joseph' s	67 52	286	H Md. -East. Shore	68 51											
			211	N Morgan St.	67 69	264	H Howard	78 57											
			264	N Howard	59 44	320	A South Caroli na St.	64 47											
			211	H Morgan St.	67 53	186	A N. C. A&T	84 81											

Non-Div I Games:

Coppin St.

Loss, 
Non-Conf, S Site, 
H Home
A Away 
N Neutral

Average RPI Win: 287  
Average RPI Loss: 178

WON-LOST  
RECORD

WINNING  
PCT. RANK

LAST 10  
GAMES

STRENGTH OF  
SCHEDULE

OPP. STRENGTH  
OF SCHEDULE

TEAM  
RPI

ADJ.  
RPI

CONF.  
RPI

ADJ CONF.  
RPI

DIV. I ONLY	11- 15	206	4- 6	299	293	271	273	27	27
DIV. I NON-CONF.	3- 9	275	0- 0	242	273	294	294	25	25

TOTALS RPI 1-25

RPI 26-50

W-L RECORDS

RPI 51-100

RPI 100+

11- 15 0- 1

0- 0

OVERALL

0- 1

11- 13

6- 6 0- 0

0- 0

HOME

0- 0

6- 6

5- 7 0- 1

0- 0

AWAY

0- 0

5- 6

0- 2 0- 0

0- 0

NEUTRAL

0- 1

0- 1

3- 9 0- 1

0- 0

NON-CONFERENCE

0- 1

3- 7

2- 3 0- 0

0- 0

HOME

0- 0

2- 3

1- 4 0- 1

0- 0

AWAY

0- 0

1- 3

0- 2 0- 0

0- 0

NEUTRAL

0- 1

0- 1

8- 6 0- 0

0- 0

CONFERENCE

0- 0

8- 6

4- 3 0- 0

0- 0

HOME

0- 0

4- 3

4- 3 0- 0

0- 0

AWAY

0- 0

4- 3

0- 0 0- 0

0- 0

NEUTRAL

0- 0

0- 0

RPI 1-25

RPI 26-50

RPI 51-100

RPI 101+

Team's RPI: 273

RPI S Opponent Score  
9 A Ohio St. 43 77

RPI S Opponent Score

RPI S Opponent Score  
55 N Davidson 39 67

RPI S Opponent Score  
128 A Bucknell I 59 73  
139 H Radford 61 83  
167 A Harvard 48 64  
167 H Harvard 57 71  
174 N St. Bonaventure 67 78  
190 A Dartmouth 51 62  
190 H Dartmouth 56 60  
211 H Morgan St. 60 66  
219 A Syracuse 64 72  
228 H Binghamton 59 60  
237 A Penn 67 58  
237 H Penn 48 49  
240 A Yale 45 61  
240 H Yale 59 55  
269 A Princeton 70 66  
269 H Princeton 69 66  
290 A Columbia 67 51  
290 H Columbia 83 70  
297 H Colgate 64 59  
299 A Brown 68 59  
299 H Brown 41 36  
321 A Lafayette 60 76  
331 A Wagner 57 42  
333 H NJIT 65 42

LAST 10 Division I GAMES:

190 A Dartmouth 51 62

167 A Harvard 48 64

299 H Brown 41 36

240 H Yale 59 55

237 H Penn 48 49

269 H Princeton 69 66

240 A Yale 45 61

299 A Brown 68 59

167 H Harvard 57 71

190 H Dartmouth 56 60

128 A Bucknell I 59 73  
139 H Radford 61 83  
167 A Harvard 48 64  
167 H Harvard 57 71  
174 N St. Bonaventure 67 78  
190 A Dartmouth 51 62  
190 H Dartmouth 56 60  
211 H Morgan St. 60 66  
219 A Syracuse 64 72  
228 H Binghamton 59 60  
237 A Penn 67 58  
237 H Penn 48 49  
240 A Yale 45 61  
240 H Yale 59 55  
269 A Princeton 70 66  
269 H Princeton 69 66  
290 A Columbia 67 51  
290 H Columbia 83 70  
297 H Colgate 64 59  
299 A Brown 68 59  
299 H Brown 41 36  
321 A Lafayette 60 76  
331 A Wagner 57 42  
333 H NJIT 65 42

Cornell

Cornell

Non-Div I Games: Ithaca

66 38

Cornell

Loss, Non-Conf, S Site, H Home A Away N Neutral



Barnstable				Through Games Of Sunday, March 11, 2007											
Average RPI Win:		255	WON-LOST RECORD		WINNING PCT. RANK	LAST 10 GAMES		STRENGTH OF SCHEDULE	OPP. STRENGTH OF SCHEDULE	TEAM RPI	ADJ. RPI	CONF. RPI	ADJ CONF. RPI		
Average RPI Loss:		140													
DIV. I ONLY		15- 13	147		6- 4		249		212		188	190	27	27	
DIV. I NON-CONF.		6- 8	199		0- 1		123		70		167	168	25	25	
-----															
TOTALS		RPI 1-25	RPI 26-50		W-L RECORDS		RPI 51-100				RPI 100+				
15- 13		0- 2	0- 1		OVERALL		1- 2				14- 9				
10- 3		0- 1	0- 0		HOME		1- 0				9- 2				
5- 10		0- 1	0- 1		AWAY		0- 2				5- 7				
0- 0		0- 0	0- 0		NEUTRAL		0- 0				0- 0				
6- 8		0- 2	0- 1		NON-CONFERENCE		1- 2				5- 4				
4- 2		0- 1	0- 0		HOME		1- 0				3- 1				
2- 7		0- 1	0- 1		AWAY		0- 2				2- 3				
0- 0		0- 0	0- 0		NEUTRAL		0- 0				0- 0				
9- 5		0- 0	0- 0		CONFERENCE		0- 0				9- 5				
6- 1		0- 0	0- 0		HOME		0- 0				6- 1				
3- 4		0- 0	0- 0		AWAY		0- 0				3- 4				
0- 0		0- 0	0- 0		NEUTRAL		0- 0				0- 0				
-----															
RPI 1-25			RPI 26-50			RPI 51-100			RPI 101+			Team's RPI : 190			
RPI	S	Opponent	Score	RPI	S	Opponent	Score	RPI	S	Opponent	Score				
2	H	Duke	40 77	47	A	Hartford	45 62	53	A	Mari st	41 77	155	A	Qui nni pi ac	70 77
8	A	Vanderbi l t	49 79					66	A	Seton Hal l	39 60	161	A	Mi chi gan	65 67
								84	H	Stony Brook	71 59	167	A	Harvard	54 72
												167	H	Harvard	68 71
												168	H	Mai ne	61 72
												209	H	Dayton	76 71
												224	A	Central Mi ch.	49 68
												226	H	Hol y Cross	68 44
												237	A	Penn	53 56
												237	H	Penn	70 43
												240	A	Yal e	56 63
												240	H	Yal e	67 59
												252	A	Northeastern	73 67
												269	A	Pri nceton	56 61
												269	H	Pri nceton	75 46
												273	A	Cornel l	60 56
												273	H	Cornel l	62 51
												284	A	New Hampshi re	79 67
												290	A	Col umbi a	53 45
												290	H	Col umbi a	59 40
												297	H	Col gate	68 48
												299	A	Brown	61 44
												299	H	Brown	75 53
-----															
LAST 10 Div							ision I GAMES:								
66	A	Seton Hal l	39 60	269	A	Pri nceton	56 61								
167	A	Harvard	54 72	299	H	Brown	75 53								
273	H	Cornel l	62 51	240	H	Yal e	67 59								
290	H	Col umbi a	59 40	269	H	Pri nceton	75 46								
237	A	Penn	53 56	237	H	Penn	70 43								

Dartmouth

D  
a  
r  
t  
m  
o  
u  
t  
h

### Non-Div I Games:

Dartmouth

Loss, Non-Conf, S Site, H Home A Away N Neutral

Average RPI Win: 194				WON-LOST RECORD		WINNING PCT. RANK		LAST 10 GAMES		STRENGTH OF SCHEDULE		OPP. STRENGTH OF SCHEDULE		TEAM RPI		ADJ. RPI		CONF. RPI		ADJ CONF. RPI					
DIV. I ONLY				22- 8		47		5- 5		89		166		55		55		14		14					
DIV. I NON-CONF.				8- 2		40		0- 1		34		209		25		26		14		14					
TOTALS				RPI 1-25		RPI 26-50		W-L RECORDS		RPI 51-100		RPI 100+													
22- 8				0- 1		1- 3		OVERALL		2- 3		19- 2													
9- 2				0- 0		0- 1		HOME		1- 1		8- 0													
11- 4				0- 1		1- 1		AWAY		1- 1		9- 2													
2- 2				0- 0		0- 1		NEUTRAL		0- 1		2- 0													
8- 2				0- 1		1- 0		NON-CONFERENCE		0- 1		7- 1													
2- 0				0- 0		0- 0		HOME		0- 0		2- 0													
5- 2				0- 1		1- 0		AWAY		0- 0		4- 1													
1- 1				0- 0		0- 0		NEUTRAL		0- 1		1- 0													
14- 6				0- 0		0- 3		CONFERENCE		2- 2		12- 1													
7- 2				0- 0		0- 1		HOME		1- 1		6- 0													
6- 3				0- 0		0- 1		AWAY		1- 1		5- 1													
1- 1				0- 0		0- 1		NEUTRAL		0- 0		1- 0													
RPI 1-25				RPI 26-50		RPI 51-100		Team's RPI : 55		RPI 101+															
RPI S	Opponent			Score		RPI S	Opponent			Score		RPI S	Opponent			Score									
11	A	Georgi a			68	74	35	A	Chattanooga			65	70	54	N	Montana			61	68					
						35	H	Chattanooga			76	89	70	A	Western Caro.			75	60						
						35	N	Chattanooga			68	80	70	H	Western Caro.			56	67						
						46	A	Gonzaga			77	69	85	A	UNC Greensboro			55	78						
													85	H	UNC Greensboro			73	59						
																		101	H	Charlotte			75	69	
																		102	A	UAB			77	81	
																		125	A	East Tenn. St.			82	68	
																		141	H	UNC Asheville			67	55	
																		151	A	High Point			81	63	
																		192	A	Wofford			65	68	
																		192	H	Wofford			86	39	
																		192	N	Wofford			71	62	
																		196	A	Ga. Southern			69	51	
																		196	H	Ga. Southern			75	52	
																		200	A	Appal achi an St.			68	64	
																		200	H	Appal achi an St.			75	62	
																		242	A	El on			68	49	
																		242	H	El on			63	50	
																		244	A	Furman			71	66	
																		244	H	Furman			75	55	
																		273	N	Cornel I			67	39	
																		279	A	Col. of Charleston			58	48	
																		279	H	Col. of Charleston			72	63	
																		287	A	Eastern Wash.			67	58	
																		293	A	Winthrop			66	48	
LAST 10 Divi sion I GAMES:																									
102	A	UAB			77	81	192	A	Wofford			65	68												
35	N	Chattanooga			68	80	242	H	El on			63	50												
192	N	Wofford			71	62	196	H	Ga. Southern			75	52												
244	A	Furman			71	66	35	A	Chattanooga			65	70												
200	A	Appal achi an St.			68	64	70	H	Western Caro.			56	67												

Non-Div I Games: Emory

88 40

Davidson

Average RPI Win: 219  
Average RPI Loss: 119

WON-LOST  
RECORD

WINNING  
PCT. RANK

LAST 10  
GAMES

STRENGTH OF  
SCHEDULE

OPP. STRENGTH  
OF SCHEDULE

TEAM  
RPI

ADJ.  
RPI

CONF.  
RPI

ADJ CONF.  
RPI

DIV. I ONLY	12- 19	224	4- 6	152	145	208	209	10	10
DIV. I NON-CONF.	5- 10	243	0- 0	275	221	279	279	8	8

TOTALS RPI 1-25

RPI 26-50

W-L RECORDS

RPI 51-100

RPI 100+

12- 19 0- 2

0- 4

OVERALL

1- 1

11- 12

6- 5 0- 1

0- 1

HOME

1- 0

5- 3

3- 12 0- 0

0- 3

AWAY

0- 1

3- 8

3- 2 0- 1

0- 0

NEUTRAL

0- 0

3- 1

5- 10 0- 0

0- 1

NON-CONFERENCE

0- 1

5- 8

2- 2 0- 0

0- 0

HOME

0- 0

2- 2

1- 7 0- 0

0- 1

AWAY

0- 1

1- 5

2- 1 0- 0

0- 0

NEUTRAL

0- 0

2- 1

7- 9 0- 2

0- 3

CONFERENCE

1- 0

6- 4

4- 3 0- 1

0- 1

HOME

1- 0

3- 1

2- 5 0- 0

0- 2

AWAY

0- 0

2- 3

1- 1 0- 1

0- 0

NEUTRAL

0- 0

1- 0

RPI S Opponent Score

16	H	George Washington	57	70
16	N	George Washington	45	61

RPI S Opponent Score

27	A	Xavier	52	80
27	H	Xavier	54	71
31	A	Temple	50	68
37	A	Louisville	54	81

RPI S Opponent Score

57	A	Indiana	71	98
74	H	St. Joseph's	78	77

RPI S Opponent Score Team's RPI: 209

101	A	Charlotte	70	82
106	A	Cincinnati	60	65
126	A	Richmond	63	66
134	H	Massachusetts	58	66
136	A	Clemson	69	77
137	H	La Salle	59	57
137	N	La Salle	57	43
143	H	Long Island	63	67
157	N	Boston U.	74	77
174	A	St. Bonaventure	63	70
183	A	St. Louis	74	67
190	A	Dartmouth	71	76
202	A	Tenn.-Martin	52	53
205	H	Drexel	62	46
245	A	Rhode Island	77	65
250	A	Akron	58	57
256	H	Duquesne	77	60
275	H	Fordham	69	38
281	H	St. Francis (Pa.)	87	66
282	A	Wright St.	59	60
291	N	Memphis	96	71
293	N	Winthrop	55	42
307	H	Loyola (Ill.)	69	73

LAST 10 Division I GAMES:

16	N	George Washington	45	61
137	N	La Salle	57	43
126	A	Richmond	63	66
134	H	Massachusetts	58	66
74	H	St. Joseph's	78	77

245	A	Rhode Island	77	65
27	A	Xavier	52	80
137	H	La Salle	59	57
31	A	Temple	50	68
174	A	St. Bonaventure	63	70

Dayton

Dayton

Non-Div I Games:

Dayton

Loss, Non-Conf, S Site, H Home A Away N Neutral

Average RPI Win:		149	WON-LOST RECORD		WINNING PCT. RANK	LAST 10 GAMES		STRENGTH OF SCHEDULE	OPP. STRENGTH OF SCHEDULE	TEAM RPI	ADJ. RPI	CONF. RPI	ADJ CONF. RPI
Average RPI Loss:		53											
DIV. I ONLY		19- 12	94		5- 5		55	54	63	60	5	5	
DIV. I NON-CONF.		10- 3	45		0- 1		153	187	65	65	5	5	
TOTALS		RPI 1-25	RPI 26-50		W-L RECORDS		RPI 51-100		RPI 100+				
19- 12		1- 5	4- 3		OVERALL		2- 2		12- 3				
10- 2		1- 1	2- 1		HOME		2- 0		5- 0				
7- 8		0- 3	1- 2		AWAY		0- 0		6- 3				
2- 3		0- 1	1- 0		NEUTRAL		0- 2		1- 0				
10- 3		0- 1	1- 0		NON-CONFERENCE		1- 2		8- 1				
4- 0		0- 0	0- 0		HOME		1- 0		3- 0				
5- 2		0- 1	1- 0		AWAY		0- 0		4- 1				
1- 2		0- 0	0- 0		NEUTRAL		0- 2		1- 0				
9- 9		1- 4	3- 3		CONFERENCE		1- 0		4- 2				
6- 2		1- 1	2- 1		HOME		1- 0		2- 0				
2- 6		0- 2	0- 2		AWAY		0- 0		2- 2				
1- 1		0- 1	1- 0		NEUTRAL		0- 0		0- 0				
RPI 1-25		RPI 26-50		RPI 51-100		Team's RPI : 60		RPI 101+					
RPI S	Opponent	Score	RPI S	Opponent	Score	RPI S	Opponent	Score	RPI S	Opponent	Score		
3	A Connecticut	76 88	30	A Notre Dame	70 78	52	N Georgi a Tech	54 55	106	A Cincinnati	44 62		
7	A Okl ahoma	71 105	30	H Notre Dame	87 73	59	N TCU	73 74	112	H Northern Ill.	71 68		
12	H Rutgers	87 73	30	N Notre Dame	76 71	66	H Seton Hall	85 60	142	A Villanova	56 53		
12	N Rutgers	55 63	32	H South Fla.	72 65	88	H Illinois St.	90 64	146	A St. John's (N.Y.)	61 78		
17	H Marquette	79 82	37	A Loui sville	68 86				149	H Georgetown	69 62		
24	A Pi ttsburgh	80 87	39	H West Virgini a	63 74				156	A UNLV	71 89		
			50	A Wi s.-Green Bay	71 70				158	H Northwestern	74 66		
									159	H Provi dence	81 47		
									187	A Ill.-Chi cago	74 65		
									219	A Syracuse	67 58		
									240	H Yale	86 60		
									262	A Mi ssouri St.	78 57		
									292	A Chi cago St.	77 71		
									296	A Detroi t	81 57		
									307	N Loyol a (Ill.)	97 70		
LAST 10 Division I GAMES:													
52	N Georgi a Tech	54 55	219	A Syracuse	67 58								
12	N Rutgers	55 63	66	H Seton Hall	85 60								
30	N Notre Dame	76 71	30	A Notre Dame	70 78								
30	H Notre Dame	87 73	32	H South Fla.	72 65								
24	A Pi ttsburgh	80 87	37	A Loui sville	68 86								

DePaul

Non-Div I Games:

DePaul

Loss, 
Non-Conf, S Site, 
H Home
A Away 
N Neutral

Average RPI Win: 171

Average RPI Loss: 36

WON-LOST  
RECORDWINNING  
PCT. RANKLAST 10  
GAMESSTRENGTH OF  
SCHEDULEOPP. STRENGTH  
OF SCHEDULETEAM  
RPIADJ.  
RPICONF.  
RPIADJ CONF.  
RPI

DIV. I ONLY

26- 5

19

7- 3

114

92

29

29

8

8

DIV. I NON-CONF.

9- 2

36

0- 1

190

87

57

57

10

10

TOTALS

RPI 1-25

RPI 26-50

W-L RECORDS

RPI 51-100

RPI 100+

26- 5

0- 3

1- 2

OVERALL

3- 0

22- 1

14- 1

0- 0

1- 1

HOME

1- 0

12- 0

11- 4

0- 3

0- 1

AWAY

1- 0

10- 1

1- 0

0- 0

0- 0

NEUTRAL

1- 0

0- 0

9- 2

0- 2

0- 0

NON-CONFERENCE

1- 0

8- 1

4- 0

0- 0

0- 0

HOME

0- 0

4- 0

4- 3

0- 2

0- 0

AWAY

0- 0

4- 1

1- 0

0- 0

0- 0

NEUTRAL

1- 0

0- 0

17- 3

0- 1

1- 2

CONFERENCE

2- 0

14- 0

10- 1

0- 0

1- 1

HOME

1- 0

8- 0

7- 2

0- 1

0- 1

AWAY

1- 0

6- 0

0- 0

0- 0

0- 0

NEUTRAL

0- 0

0- 0

RPI 1-25

RPI 26-50

Team's RPI: 29

RPI 51-100

RPI 101+

RPI S Opponent Score

RPI S Opponent Score

RPI S Opponent Score

RPI S Opponent Score

19 A Michigan St. 58 69

20 A Old Dominion 47 63

21 A Bowling Green 59 70

26 A James Madison 65 73

26 H James Madison 77 67

26 H James Madison 56 67

51 A Hofstra 67 59

51 H Hofstra 59 56

77 N Kentucky 86 70

105 A Boston College 60 68

116 H William & Mary 68 55

131 A VCU 82 51

131 H VCU 79 58

134 A Massachusetts 63 62

137 A La Salle 66 52

142 H Villanova 68 63

145 A Towson 70 52

145 H Towson 79 45

157 H Boston U. 79 59

177 H Georgia St. 85 66

205 A Drexel 65 53

205 H Drexel 64 36

207 A San Francisco 71 47

225 A George Mason 76 58

225 H George Mason 67 47

233 A UNC Wilmington 66 38

233 H UNC Wilmington 80 62

237 A Penn 73 49

252 A Northeastern 65 35

252 H Northeastern 65 43

274 H American 71 54

275 H Fordham 66 42

LAST 10 Division I GAMES:

19 A Michigan St. 58 69

26 H James Madison 56 67

131 H VCU 79 58

252 A Northeastern 65 35

205 H Drexel 64 36

26 H James Madison 77 67

145 A Towson 70 52

233 H UNC Wilmington 80 62

20 A Old Dominion 47 63

225 A George Mason 76 58

275 H Fordham 66 42

Delaware

Delaware

Non-Div I Games:

Delaware

Loss, Non-Conf, S Site, H Home A Away N Neutral



Average RPI Win: 287				WON-LOST RECORD		WINNING PCT. RANK		LAST 10 GAMES		STRENGTH OF SCHEDULE		OPP. STRENGTH OF SCHEDULE		TEAM RPI		ADJ. RPI		CONF. RPI		ADJ CONF. RPI		
DIV. I ONLY				20- 12		84		8- 2		265		282		162		160		26		26		
DIV. I NON-CONF.				5- 6		185		0- 1		186		126		191		188		29		29		
TOTALS				RPI 1-25		RPI 26-50		W-L RECORDS		RPI 51-100		RPI 100+										
20- 12				0- 4		0- 0		OVERALL		0- 3		20- 6										
9- 3				0- 0		0- 0		HOME		0- 1		9- 2										
7- 8				0- 3		0- 0		AWAY		0- 2		7- 3										
4- 2				0- 1		0- 0		NEUTRAL		0- 0		4- 1										
5- 6				0- 4		0- 0		NON-CONFERENCE		0- 1		5- 2										
2- 1				0- 0		0- 0		HOME		0- 0		2- 1										
2- 4				0- 3		0- 0		AWAY		0- 1		2- 0										
1- 2				0- 1		0- 0		NEUTRAL		0- 0		1- 1										
15- 6				0- 0		0- 0		CONFERENCE		0- 2		15- 4										
7- 2				0- 0		0- 0		HOME		0- 1		7- 1										
5- 4				0- 0		0- 0		AWAY		0- 1		5- 3										
3- 0				0- 0		0- 0		NEUTRAL		0- 0		3- 0										
RPI 1-25				RPI 26-50		RPI 51-100		RPI 101+		Team's RPI: 160												
RPI S	Opponent			Score		RPI S	Opponent			Score		RPI S	Opponent			Score						
5	A	North Carolina		40 87								103	N	UCLA		54 64						
8	N	Vanderbilt		47 62								128	H	Bucknell		42 53						
20	A	Old Dominion		46 57								178	A	Hampton		57 61						
23	A	Texas A&M		43 70								178	H	Hampton		52 58						
												186	H	N. C. A&T		73 70						
												211	A	Morgan St.		40 42						
												211	H	Morgan St.		71 48						
												211	N	Morgan St.		55 42						
												264	A	Howard		68 55						
												264	H	Howard		58 48						
												267	A	Florida A&M		57 53						
												267	H	Florida A&M		66 53						
												267	N	Florida A&M		61 46						
												286	A	Md. -East. Shore		32 45						
												286	H	Md. -East. Shore		65 51						
												290	H	Col umbia		72 57						
												304	A	Winston-Salem		67 51						
												304	H	Winston-Salem		67 53						
												316	N	Sam Houston St.		57 43						
												320	A	South Carolina St.		42 33						
												326	A	Norfol k St.		77 55						
												326	H	Norfol k St.		64 41						
												326	N	Norfol k St.		63 55						
												330	A	Texas Southern		63 46						
												335	A	Bethune-Cookman		53 39						
												335	H	Bethune-Cookman		73 39						
Through Games of Sunday, March 11, 2007																						
LAST 10 Division I GAMES:																						
												335	H	Bethune-Cookman		73 39						
												267	H	Florida A&M		66 53						
												326	A	Norfol k St.		77 55						
												178	A	Hampton		57 61						
												286	H	Md. -East. Shore		65 51						

Del aware St.

D  
e  
n  
v  
e  
r

Denver				Through Games Of Sunday, March 11, 2007								
Average RPI Win:		209	WON-LOST	WINNING	LAST 10	STRENGTH OF	OPP. STRENGTH	TEAM	ADJ.	CONF.	ADJ CONF.	
Average RPI Loss:		76	RECORD	PCT. RANK	GAMES	SCHEDULE	OF SCHEDULE	RPI	RPI	RPI	RPI	
DIV. I ONLY		20- 11	77	8- 2	196	102	108	108	9	9		
DIV. I NON-CONF.		6- 4	114	1- 0	332	200	226	223	9	9		
<hr/>												
TOTALS		RPI 1-25	RPI 26-50	W-L RECORDS	RPI 51-100	RPI 100+						
20- 11		0- 2	0- 1	OVERALL	3- 7	17- 1						
11- 2		0- 0	0- 1	HOME	2- 1	9- 0						
7- 6		0- 1	0- 0	AWAY	0- 4	7- 1						
2- 3		0- 1	0- 0	NEUTRAL	1- 2	1- 0						
6- 4		0- 0	0- 0	NON-CONFERENCE	0- 3	6- 1						
3- 0		0- 0	0- 0	HOME	0- 0	3- 0						
2- 2		0- 0	0- 0	AWAY	0- 1	2- 1						
1- 2		0- 0	0- 0	NEUTRAL	0- 2	1- 0						
14- 7		0- 2	0- 1	CONFERENCE	3- 4	11- 0						
8- 2		0- 0	0- 1	HOME	2- 1	6- 0						
5- 4		0- 1	0- 0	AWAY	0- 3	5- 0						
1- 1		0- 1	0- 0	NEUTRAL	1- 0	0- 0						
<hr/>												
RPI 1-25		RPI 26-50		RPI 51-100		RPI 101+		Team's RPI: 108				
RPI S	Opponent	Score	RPI S	Opponent	Score	RPI S	Opponent	Score	RPI S	Opponent	Score	
13	A Middle Tenn.	58 82	34	H Western Ky.	68 73	56	N Texas Tech	53 67	129	A Florida Int'l	74 61	
13	N Middle Tenn.	50 76				64	A La. -Lafayette	52 72	170	H South Ala.	54 34	
						64	H La. -Lafayette	55 67	175	A North Texas	51 48	
						72	A Arkansas St.	48 53	175	H North Texas	72 63	
						72	H Arkansas St.	87 70	185	A La. -Monroe	65 52	
						82	N Arkansas	58 84	185	H La. -Monroe	51 33	
						87	A Boise St.	65 70	212	A Troy	65 62	
						89	A Ark. -Little Rock	56 68	234	H Fla. Atlantic	76 60	
						89	H Ark. -Little Rock	61 47	234	H Fla. Atlantic	65 41	
						89	N Ark. -Little Rock	62 60	253	H Fairleigh Dickinson	67 58	
									255	H Air Force	59 46	
									258	A Portland	52 75	
									265	A New Orleans	64 57	
									265	H New Orleans	68 48	
									272	A Colorado St.	65 53	
									285	H Lamar	97 43	
									310	A Northern Colo.	88 59	
									328	N Sacramento St.	60 31	
<hr/>												
LAST 10 Division I GAMES:												
13 N Middle Tenn.				50 76	175 H North Texas				72 63			
89 N Ark. -Little Rock				62 60	72 H Arkansas St.				87 70			
234 H Fla. Atlantic				65 41	265 A New Orleans				64 57			
185 A La. -Monroe				65 52	89 H Ark. -Little Rock				61 47			
64 H La. -Lafayette				55 67	310 A Northern Colo.				88 59			

D  
e  
n  
v  
e  
r

Non-Div I Games:

Denver

Average RPI Win: 245		WON-LOST	WINNING	LAST 10	STRENGTH OF		OPP. STRENGTH	TEAM	ADJ.	CONF.	ADJ CONF.
Average RPI Loss: 164		RECORD	PCT. RANK	GAMES	SCHEDULE		OF SCHEDULE	RPI	RPI	RPI	RPI
DIV. I ONLY		5- 26	323	1- 9	201		214	297	296	25	24
DIV. I NON-CONF.		3- 10	282	0- 0	88		41	207	206	24	23
TOTALS		RPI 1-25	RPI 26-50	W-L RECORDS		RPI 51-100	RPI 100+				
5- 26		0- 2	0- 3	OVERALL		1- 3	4- 18				
1- 11		0- 1	0- 1	HOME		0- 1	1- 8				
2- 14		0- 1	0- 2	AWAY		0- 2	2- 9				
2- 1		0- 0	0- 0	NEUTRAL		1- 0	1- 1				
3- 10		0- 2	0- 0	NON-CONFERENCE		1- 3	2- 5				
1- 3		0- 1	0- 0	HOME		0- 1	1- 1				
0- 6		0- 1	0- 0	AWAY		0- 2	0- 3				
2- 1		0- 0	0- 0	NEUTRAL		1- 0	1- 1				
2- 16		0- 0	0- 3	CONFERENCE		0- 0	2- 13				
0- 8		0- 0	0- 1	HOME		0- 0	0- 7				
2- 8		0- 0	0- 2	AWAY		0- 0	2- 6				
0- 0		0- 0	0- 0	NEUTRAL		0- 0	0- 0				
RPI 1-25		RPI 26-50		RPI 51-100		RPI 101+		Team's RPI: 296			
RPI S	Opponent	Score	RPI S	Opponent	Score	RPI S	Opponent	Score	RPI S	Opponent	Score
14 A	LSU	44 80	50 A	Wis.-Green Bay	60 88	58 A	Virginia Tech	57 71	107 N	SMU	50 73
21 H	Bowling Green	37 68	50 A	Wis.-Green Bay	58 81	60 H	DePaul	57 81	111 A	Eastern Mich.	55 71
			50 H	Wis.-Green Bay	70 86	77 A	Kentucky	44 79	117 H	UNI	75 90
						95 N	East Caro.	62 57	161 A	Michigan	35 86
									164 A	Western Mich.	72 85
									169 A	Butler	64 77
									169 H	Butler	51 59
									187 A	Ill.-Chicago	73 77
									187 H	Ill.-Chicago	74 77
									217 A	Wis.-Milwaukee	54 63
									217 H	Wis.-Milwaukee	67 77
									235 H	Buffalo	73 61
									282 A	Wright St.	54 65
									282 H	Wright St.	51 67
									284 N	New Hampshire	54 50
									303 A	Youngstown St.	39 55
									303 H	Youngstown St.	52 58
									305 A	Cleveland St.	64 61
									305 H	Cleveland St.	74 77
									307 A	Loyola (Ill.)	68 78
									307 A	Loyola (Ill.)	75 68
									307 H	Loyola (Ill.)	61 73
		LAST 10 Division I GAMES:									
			50 A	Wis.-Green Bay	58 81	282 A	Wright St.	54 65			
			307 A	Loyola (Ill.)	75 68	305 H	Cleveland St.	74 77			
			187 H	Ill.-Chicago	74 77	303 H	Youngstown St.	52 58			
			307 H	Loyola (Ill.)	61 73	50 A	Wis.-Green Bay	60 88			
			169 A	Butler	64 77	217 A	Wis.-Milwaukee	54 63			

Detroit

Detroit

Non-Div I Games:

Detroit

Loss, Non-Conf, S Site, H Home A Away N Neutral

[illegible]

Drake

D  
r  
a  
k  
e

### Non-Div l Games:

Drake

Loss, Non-Conf, S Site, H Home A Away N Neutral

Average RPI Win: 233		WON-LOST RECORD	WINNING PCT. RANK	LAST 10 GAMES	STRENGTH OF SCHEDULE	OPP. STRENGTH OF SCHEDULE	TEAM RPI	ADJ. RPI	CONF. RPI	ADJ CONF. RPI
Average RPI Loss: 103										
DIV. I ONLY		10- 21	252	5- 5	95	116	207	205	8	8
DIV. I NON-CONF.		5- 6	185	0- 0	170	251	193	193	10	10
TOTALS		RPI 1-25	RPI 26-50	W-L RECORDS	RPI 51-100	RPI 100+				
10- 21		0- 3	0- 4	OVERALL	0- 3	10- 11				
5- 9		0- 1	0- 2	HOME	0- 2	5- 4				
4- 11		0- 1	0- 2	AWAY	0- 1	4- 7				
1- 1		0- 1	0- 0	NEUTRAL	0- 0	1- 0				
5- 6		0- 0	0- 1	NON-CONFERENCE	0- 1	5- 4				
2- 3		0- 0	0- 1	HOME	0- 1	2- 1				
3- 3		0- 0	0- 0	AWAY	0- 0	3- 3				
0- 0		0- 0	0- 0	NEUTRAL	0- 0	0- 0				
5- 15		0- 3	0- 3	CONFERENCE	0- 2	5- 7				
3- 6		0- 1	0- 1	HOME	0- 1	3- 3				
1- 8		0- 1	0- 2	AWAY	0- 1	1- 4				
1- 1		0- 1	0- 0	NEUTRAL	0- 0	1- 0				
RPI 1-25		RPI 26-50		RPI 51-100		Team's RPI: 205				
RPI S	Opponent	Score	RPI S	Opponent	Score	RPI S	Opponent	Score		
20	A Old Domi ni on	45 70	26	A James Madi son	63 84	51	A Hofstra	52 61	116	A William & Mary 50 75
20	H Old Domi ni on	51 83	29	A Del aware	36 64	51	H Hofstra	45 46	116	H William & Mary 43 48
20	N Old Domi ni on	55 66	29	H Del aware	53 65	68	H Penn St.	56 74	131	H VCU 50 53
			31	H Templ e	50 61				137	A La Salle 53 67
									145	A Towson 52 55
									145	H Towson 57 65
									148	H Loyol a (Md. ) 57 66
									177	A Georgi a St. 67 78
									177	N Georgi a St. 73 62
									209	A Dayton 46 62
									210	H Monmouth 75 67
									223	A Mt. St. Mary' s 53 46
									225	H George Mason 70 67
									231	A Si ena 69 66
									233	A UNC Wi l mi ngton 71 59
									233	H UNC Wi l mi ngton 51 48
									237	A Penn 57 60
									252	A Northeastern 53 64
									252	H Northeastern 98 90
									270	H Lehi gh 62 55
									274	A Ameri can 61 58
LAST 10 Div sion I GAMES:										
	20	N Old Domi ni on	55 66	233	A UNC Wi l mi ngton	71 59				
	177	N Georgi a St.	73 62	51	A Hofstra	52 61				
	225	H George Mason	70 67	131	H VCU	50 53				
	29	A Del aware	36 64	145	A Towson	52 55				
	252	H Northeastern	98 90	233	H UNC Wi l mi ngton	51 48				

D  
r  
e  
x  
e  
l

Non-Di v I Games:

Drexel

Loss, 
Non-Conf, S Site, 
H Home
A Away 
N Neutral

Average RPI Win:		76	WON-LOST RECORD		WINNING PCT. RANK	LAST 10 GAMES		STRENGTH OF SCHEDULE		OPP. STRENGTH OF SCHEDULE	TEAM RPI	ADJ. RPI	CONF. RPI	ADJ CONF. RPI			
Average RPI Loss:		17															
DIV. I ONLY		30- 1	1		8- 2	2		2		2	2	3	3				
DIV. I NON-CONF.		15- 0	1		2- 1	14		3		2	2	3	3				
-----																	
TOTALS		RPI 1-25		RPI 26-50		W-L RECORDS		RPI 51-100		RPI 100+							
30- 1		11- 2		5- 0		OVERALL		5- 0		11- 0							
14- 0		4- 0		1- 0		HOME		4- 0		5- 0							
11- 0		5- 0		2- 0		AWAY		1- 0		3- 0							
7- 2		2- 2		2- 0		NEUTRAL		0- 0		3- 0							
15- 0		6- 1		2- 0		NON-CONFERENCE		2- 0		7- 0							
7- 0		2- 0		1- 0		HOME		2- 0		2- 0							
4- 0		2- 0		0- 0		AWAY		0- 0		2- 0							
6- 1		2- 1		1- 0		NEUTRAL		0- 0		3- 0							
15- 1		5- 1		3- 0		CONFERENCE		3- 0		4- 0							
7- 0		2- 0		0- 0		HOME		2- 0		3- 0							
7- 0		3- 0		2- 0		AWAY		1- 0		1- 0							
1- 1		0- 1		1- 0		NEUTRAL		0- 0		0- 0							
-----																	
RPI S		RPI 1-25		Team's RPI: 2		RPI S		RPI 26-50		RPI S		RPI 51-100		RPI S		RPI 101+	
Opponent		Score				Opponent		Score		Opponent		Score		Opponent		Score	
1	A Tennessee	74 70		31	N Temple	62 52		52	H Georgia Tech	83 51		105	H Boston College	73 52			
5	A North Carolina	64 53		33	H Texas	80 52		53	H Mari st	71 50		107	N SMU	75 45			
5	H North Carolina	67 62		45	A Florida St.	73 60		58	A Vi rgi ni a Tech	86 54		136	H Cl emson	105 53			
6	A Maryl and	69 57		48	A Vi rgi ni a	76 61		58	H Vi rgi ni a Tech	75 65		144	H Mi ami (Fl a. )	72 42			
6	H Maryl and	81 62		48	N Vi rgi ni a	79 58		68	H Penn St.	70 42		157	N Boston U.	71 43			
8	H Vanderbi lt	69 48										161	A Mi chi gan	92 47			
12	A Rutgers	85 45										163	H Houston	81 35			
12	N Rutgers	52 53										180	A Wake Forest	77 45			
20	H Ol d Domi ni on	89 40										190	A Dartmouth	77 40			
21	N Bowl ing Green	55 46										226	N Hol y Cross	81 44			
22	A North Carolina St.	65 51										252	H Northeastern	102 49			
22	N North Carolina St.	65 70															
24	N Pi ttsburgh	72 51															
-----																	
LAST 10 Division I GAMES:																	
12	N Rutgers	52 53		5	H North Carolina	67 62											
31	N Temple	62 52		6	A Maryl and	69 57											
226	N Hol y Cross	81 44		105	H Boston College	73 52											
22	N North Carolina St.	65 70		180	A Wake Forest	77 45											
48	N Vi rgi ni a	79 58		5	A North Carolina	64 53											

Non-Div I Games:

Duke

■ Loss, 
 ■ Non-Conf, S Site, 
 ■ Home 
 ■ Away 
 N Neutral

Average RPI Win: 220				WON-LOST RECORD		WINNING PCT. RANK		LAST 10 GAMES		STRENGTH OF SCHEDULE		OPP. STRENGTH OF SCHEDULE		TEAM RPI		ADJ. RPI		CONF. RPI		ADJ CONF. RPI	
DIV. I ONLY				7- 20		288		0- 10		135		162		251		256		10		10	
DIV. I NON-CONF.				5- 8		224		0- 0		171		241		209		213		8		8	
TOTALS				RPI 1-25		RPI 26-50		W-L RECORDS		RPI 51-100		RPI 100+									
7- 20				0- 2		0- 3		OVERALL		0- 2		7- 13									
4- 9				0- 1		0- 1		HOME		0- 1		4- 6									
0- 10				0- 1		0- 2		AWAY		0- 1		0- 6									
3- 1				0- 0		0- 0		NEUTRAL		0- 0		3- 1									
5- 8				0- 1		0- 1		NON-CONFERENCE		0- 1		5- 5									
2- 4				0- 1		0- 0		HOME		0- 0		2- 3									
0- 3				0- 0		0- 1		AWAY		0- 1		0- 1									
3- 1				0- 0		0- 0		NEUTRAL		0- 0		3- 1									
2- 12				0- 1		0- 2		CONFERENCE		0- 1		2- 8									
2- 5				0- 0		0- 1		HOME		0- 1		2- 3									
0- 7				0- 1		0- 1		AWAY		0- 0		0- 5									
0- 0				0- 0		0- 0		NEUTRAL		0- 0		0- 0									
RPI 1-25				RPI 26-50		RPI 51-100		RPI 101+		Team's RPI: 256											
RPI	S	Opponent	Score	RPI	S	Opponent	Score	RPI	S	Opponent	Score	RPI	S	Opponent	Score						
16	A	George Washington	46 76	27	A	Xavi er	44 59	74	H	St. Joseph' s	65 75	101	A	Charlotte	65 74						
24	H	Pi ttsburgh	56 61	31	H	Templ e	43 72	80	A	Robert Morris	59 66	116	H	William & Mary	54 69						
				39	A	West Vi rgi ni a	42 77					126	H	Ri chmond	57 69						
												134	A	Massachusetts	57 70						
												136	H	Cl emson	74 77						
												137	A	La Salle	52 79						
												139	N	Radford	70 62						
												174	A	St. Bonaventure	59 71						
												174	H	St. Bonaventure	55 46						
												183	H	St. Loui s	78 70						
												209	A	Dayton	60 77						
												211	N	Morgan St.	70 42						
												244	N	Furman	51 53						
												245	H	Rhode Isl and	57 74						
												249	H	Ni agara	58 41						
												250	A	Akron	43 55						
												269	H	Pri ncton	59 62						
												275	H	Fordham	65 74						
												281	H	St. Francis (Pa.)	58 57						
												303	N	Youngstown St.	96 49						
				LAST 10 Division I GAMES:																	
				74	H	St. Joseph' s	65 75	16	A	George Washi ngton	46 76										
				31	H	Templ e	43 72	275	H	Fordham	65 74										
				174	A	St. Bonaventure	59 71	137	A	La Salle	52 79										
				134	A	Massachusetts	57 70	209	A	Dayton	60 77										
				126	H	Ri chmond	57 69	27	A	Xavi er	44 59										

Non-Div I Games:

Duquesne

Average RPI Win: 170		WON-LOST RECORD		WINNING PCT. RANK		LAST 10 GAMES		STRENGTH OF SCHEDULE		OPP. STRENGTH OF SCHEDULE		TEAM RPI		ADJ. RPI		CONF. RPI		ADJ CONF. RPI	
DIV. I ONLY		19- 13		110		9- 1		92		127		99		95		13		13	
DIV. I NON-CONF.		5- 8		224		0- 1		41		102		135		133		11		11	
TOTALS		RPI 1-25		RPI 26-50		W-L RECORDS		RPI 51-100		RPI 100+									
19- 13		0- 4		0- 2		OVERALL		4- 0		15- 8									
10- 3		0- 0		0- 1		HOME		3- 0		7- 2									
5- 8		0- 2		0- 1		AWAY		0- 0		5- 5									
4- 3		0- 2		0- 0		NEUTRAL		1- 0		3- 1									
5- 8		0- 4		0- 2		NON-CONFERENCE		0- 0		5- 3									
4- 1		0- 0		0- 1		HOME		0- 0		4- 0									
0- 5		0- 2		0- 1		AWAY		0- 0		0- 2									
1- 3		0- 2		0- 0		NEUTRAL		0- 0		1- 1									
14- 5		0- 0		0- 0		CONFERENCE		4- 0		10- 5									
6- 2		0- 0		0- 0		HOME		3- 0		3- 2									
5- 3		0- 0		0- 0		AWAY		0- 0		5- 3									
3- 0		0- 0		0- 0		NEUTRAL		1- 0		2- 0									

RPI 1-25		RPI 26-50		RPI 51-100		Team's RPI : 95		RPI 101+		
RPI S	Opponent	Score	RPI S	Opponent	Score	RPI S	Opponent	Score	RPI S Opponent	Score
12 N	Rutgers	34 77	26 A	James Madi son	66 82	69 H	Tul ane	76 68	102 A	UAB 52 59
20 A	Ol d Domi ni on	66 77	45 H	Fl ori da St.	44 62	86 H	Ri ce	74 60	102 H	UAB 69 73
22 A	North Carolina St.	38 64				86 N	Ri ce	79 70	102 N	UAB 85 81
24 N	Pittsburgh	53 70				92 H	UTEP	66 64	107 A	SMU 70 58
									107 N	SMU 76 62
									131 A	VCU 73 78
									138 H	North Dakota St. 73 70
									143 H	Long Isl and 80 73
									150 A	Vermont 43 57
									154 A	Tul sa 62 61
									162 A	Marshall I 59 69
									162 H	Marshall I 73 51
									163 A	Houston 77 82
									167 N	Harvard 80 71
									193 A	Southern Mi ss. 68 52
									193 H	Southern Mi ss. 59 65
									233 H	UNC Wi lmi ngton 57 52
									267 H	Fl ori da A&M 78 41
									271 A	UCF 76 57
									271 H	UCF 62 46
									291 A	Memphi s 69 57
									291 H	Memphi s 79 57
									296 N	Detroit t 57 62
LAST 10 Div sion I GAMES:										
12 N	Rutgers	34 77	193 A	Southern Mi ss.	68 52					
86 N	Ri ce	79 70	69 H	Tul ane	76 68					
102 N	UAB	85 81	92 H	UTEP	66 64					
107 N	SMU	76 62	154 A	Tul sa	62 61					
271 A	UCF	76 57	107 A	SMU	70 58					

Non-Div I Games:

East Caro.



Average RPI Win:	267	WON-LOST	WINNING	LAST 10	STRENGTH OF	OPP. STRENGTH	TEAM	ADJ.	CONF.	ADJ CONF.
Average RPI Loss:	108	RECORD	PCT. RANK	GAMES	SCHEDULE	OF SCHEDULE	RPI	RPI	RPI	RPI

DIV. I ONLY	20- 11	77	7- 3	183	300	127	125	29	29
DIV. I NON-CONF.	8- 6	122	2- 1	93	216	111	110	30	30

TOTALS	RPI 1-25	RPI 26-50	W-L RECORDS	RPI 51-100	RPI 100+
20- 11	0- 1	0- 0	OVERALL	0- 8	20- 3
10- 3	0- 0	0- 0	HOME	0- 2	10- 1
8- 7	0- 1	0- 0	AWAY	0- 5	8- 2
2- 1	0- 0	0- 0	NEUTRAL	0- 1	2- 0
8- 6	0- 1	0- 0	NON-CONFERENCE	0- 5	8- 1
4- 2	0- 0	0- 0	HOME	0- 1	4- 1
4- 5	0- 1	0- 0	AWAY	0- 4	4- 0
0- 0	0- 0	0- 0	NEUTRAL	0- 0	0- 0
12- 5	0- 0	0- 0	CONFERENCE	0- 3	12- 2
6- 1	0- 0	0- 0	HOME	0- 1	6- 0
4- 3	0- 0	0- 0	AWAY	0- 1	4- 2
2- 1	0- 0	0- 0	NEUTRAL	0- 1	2- 0

RPI S	RPI 1-25	Score
5	A North Carolina	35 96

RPI S	RPI 26-50	Score
-------	-----------	-------

RPI S	RPI 51-100	Score
55	H Davidson	68 82
58	A Virginia Tech	64 78
65	A South Carolina	53 78
70	A Western Caro.	63 91
93	A Southeast Mo. St.	68 73
100	A Belmont	66 69
100	H Belmont	69 78
100	N Belmont	57 69

RPI S	RPI 101+	Team's RPI: 125	Score
139	H Radford		54 52
141	A UNC Asheville		91 79
149	H Georgetown		52 53
189	A Jacksonville		79 83
189	H Jacksonville		68 61
189	N Jacksonville		78 72
200	H Appalachian St.		104 87
213	A Eastern Ky.		83 73
266	A Gardner-Webb		81 68
266	H Gardner-Webb		87 61
283	A Kennesaw St.		95 88
283	H Kennesaw St.		78 60
306	A Lipscomb		52 57
306	H Lipscomb		71 51
306	N Lipscomb		83 69
309	A Campbell		87 66
309	H Campbell		84 66
323	A Stetson		78 69
323	H Stetson		61 53
324	A North Fla.		61 58
324	H North Fla.		87 48
327	A Mercer		56 29
327	H Mercer		81 59

LAST 10 Division I GAMES:

70	A Western Caro.	63 91	323	H Stetson	61 53
100	N Belmont	57 69	283	H Kennesaw St.	78 60
189	N Jacksonville	78 72	324	A North Fla.	61 58
306	N Lipscomb	83 69	189	A Jacksonville	79 83
327	H Mercer	81 59	309	H Campbell	84 66

E  
a  
s  
t  
T  
e  
n  
n  
.  
s  
t  
.E  
a  
s  
t  
T  
e  
n  
n  
.  
s  
t  
.

Non-Div I Games:

East Tenn. St.

Loss, 
Non-Conf, S Site, 
H Home
A Away 
N Neutral

Average RPI Win: 237				WON-LOST RECORD		WINNING PCT. RANK		LAST 10 GAMES		STRENGTH OF SCHEDULE		OPP. STRENGTH OF SCHEDULE		TEAM RPI		ADJ. RPI		CONF. RPI		ADJ CONF. RPI			
DIV. I ONLY				9- 19		254		4- 6		177		259		255		259		22		22			
DIV. I NON-CONF.				2- 6		275		0- 0		29		245		187		189		20		20			
TOTALS				RPI 1-25		RPI 26-50		W-L RECORDS		RPI 51-100		RPI 100+											
9- 19				0- 0		0- 2		OVERALL		0- 3		9- 14											
5- 7				0- 0		0- 0		HOME		0- 1		5- 6											
3- 11				0- 0		0- 2		AWAY		0- 2		3- 7											
1- 1				0- 0		0- 0		NEUTRAL		0- 0		1- 1											
2- 6				0- 0		0- 2		NON-CONFERENCE		0- 1		2- 3											
1- 1				0- 0		0- 0		HOME		0- 0		1- 1											
0- 4				0- 0		0- 2		AWAY		0- 1		0- 1											
1- 1				0- 0		0- 0		NEUTRAL		0- 0		1- 1											
7- 13				0- 0		0- 0		CONFERENCE		0- 2		7- 11											
4- 6				0- 0		0- 0		HOME		0- 1		4- 5											
3- 7				0- 0		0- 0		AWAY		0- 1		3- 6											
0- 0				0- 0		0- 0		NEUTRAL		0- 0		0- 0											
RPI 1-25				RPI 26-50		RPI 51-100		Team's RPI: 259															
RPI S	Opponent			Score	RPI S	Opponent			Score	RPI S	Opponent			Score	RPI S	Opponent			Score				
27	A	Xavi er			73	90	88	A	Illinois St.			72	101	114	A	Indiana St.			86	102			
37	A	Loui sville			75	93	93	A	Southeast Mo. St.			60	77	123	A	Murray St.			67	93			
							93	H	Southeast Mo. St.			42	63	123	H	Murray St.			67	70			
														187	H	Ill. -Chi cago			80	81			
														191	N	Creighton			81	71			
														199	A	Samford			49	70			
														199	H	Samford			41	63			
														202	A	Tenn. -Martin			55	66			
														202	H	Tenn. -Martin			52	44			
														203	A	Morehead St.			59	71			
														203	H	Morehead St.			76	88			
														213	A	Eastern Ky.			69	78			
														213	H	Eastern Ky.			86	77			
														220	A	Tennessee Tech			89	70			
														220	H	Tennessee Tech			63	61			
														229	H	Bradley			92	75			
														236	N	Alabama A&M			66	67			
														238	A	Austin Peay			79	61			
														238	H	Austin Peay			62	74			
														301	A	Jacksonville St.			82	76			
														301	H	Jacksonville St.			98	103			
														318	A	Tennessee St.			62	67			
														318	H	Tennessee St.			84	54			
LAST 10 Division I GAMES:				LAST 10 Division I GAMES:				LAST 10 Division I GAMES:				LAST 10 Division I GAMES:				LAST 10 Division I GAMES:				LAST 10 Division I GAMES:			
199	A	Samford			49	70	238	A	Austin Peay			79	61	199	H	Samford			41	63			
301	A	Jacksonville St.			82	76	301	H	Jacksonville St.			98	103	203	A	Morehead St.			59	71			
123	H	Murray St.			67	70	203	A	Morehead St.			59	71	318	H	Tennessee St.			84	54			
93	H	Southeast Mo. St.			42	63																	
202	H	Tenn. -Martin			52	44																	

Non-Div I Games: 111.-Springfield 118 76

Eastern III.

■ Loss, ■ Non-Conf, S Site, H Home A Away N Neutral

Average RPI Win:		234	WON-LOST RECORD		WINNING PCT. RANK	LAST 10 GAMES		STRENGTH OF SCHEDULE		OPP. STRENGTH OF SCHEDULE	TEAM RPI	ADJ. RPI	CONF. RPI	ADJ CONF. RPI
Average RPI Loss:		148												
DIV. I ONLY		11- 18	228		4- 6		129		234		214	213	22	22
DIV. I NON-CONF.		2- 6	275		0- 0		4		118		128	127	20	20
TOTALS		RPI 1-25	RPI 26-50		W-L RECORDS		RPI 51-100				RPI 100+			
11- 18		0- 1	0- 1		OVERALL		1- 3				10- 13			
5- 6		0- 0	0- 0		HOME		0- 1				5- 5			
4- 10		0- 0	0- 1		AWAY		0- 2				4- 7			
2- 2		0- 1	0- 0		NEUTRAL		1- 0				1- 1			
2- 6		0- 1	0- 1		NON-CONFERENCE		1- 1				1- 3			
0- 1		0- 0	0- 0		HOME		0- 0				0- 1			
0- 3		0- 0	0- 1		AWAY		0- 1				0- 1			
2- 2		0- 1	0- 0		NEUTRAL		1- 0				1- 1			
9- 12		0- 0	0- 0		CONFERENCE		0- 2				9- 10			
5- 5		0- 0	0- 0		HOME		0- 1				5- 4			
4- 7		0- 0	0- 0		AWAY		0- 1				4- 6			
0- 0		0- 0	0- 0		NEUTRAL		0- 0				0- 0			
RPI 1-25		RPI 26-50		RPI 51-100		RPI 101+		Team's RPI: 213						
RPI S	Opponent	Score	RPI S	Opponent	Score	RPI S	Opponent	Score	RPI S	Opponent	Score			
7 N	Okla homa	79 92	35 A	Chattanooga	52 81	70 N	Western Caro.	83 66	123 A	Murray St.	62 75			
						93 A	Southeast Mo. St.	72 73	123 A	Murray St.	66 68			
						93 H	Southeast Mo. St.	62 64	123 H	Murray St.	75 89			
						100 A	Bel mont	61 68	125 H	East Tenn. St.	73 83			
									130 N	Loui si ana Tech	86 84			
									149 N	Georgetown	77 79			
									193 A	Southern Mi ss.	76 81			
									199 A	Samford	56 59			
									199 H	Samford	51 62			
									202 A	Tenn. -Martin	55 50			
									202 H	Tenn. -Martin	64 49			
									203 A	Morehead St.	72 82			
									203 H	Morehead St.	88 91			
									220 A	Tennessee Tech	50 84			
									220 H	Tennessee Tech	64 65			
									238 A	Austin Peay	76 69			
									238 H	Austin Peay	69 55			
									259 A	Eastern Ill.	77 86			
									259 H	Eastern Ill.	78 69			
									301 A	Jacksonville St.	80 70			
									301 H	Jacksonville St.	85 73			
									318 A	Tennessee St.	80 71			
									318 H	Tennessee St.	88 49			
LAST 10 Division I GAMES:														
			123 A	Murray St.	66 68		93 A	Southeast Mo. St.	72 73					
			318 A	Tennessee St.	80 71		123 A	Murray St.	62 75					
			238 A	Austin Peay	76 69		220 H	Tennessee Tech	64 65					
			199 H	Samford	51 62		203 A	Morehead St.	72 82					
			301 H	Jacksonville St.	85 73		202 H	Tenn. -Martin	64 49					

Average RPI Win: 199		WON-LOST	WINNING	LAST 10	STRENGTH OF	OPP. STRENGTH	TEAM	ADJ.	CONF.	ADJ CONF.	
Average RPI Loss: 99		RECORD	PCT. RANK	GAMES	SCHEDULE	OF SCHEDULE	RPI	RPI	RPI	RPI	
DIV. I ONLY	16- 13	140	5- 5	109	153	115	111	11	11		
DIV. I NON-CONF.	5- 6	185	0- 0	197	215	199	196	13	13		
TOTALS	RPI 1-25	RPI 26-50	W-L RECORDS	RPI 51-100	RPI 100+						
16- 13	0- 2	0- 2	OVERALL	0- 2	16- 7						
8- 4	0- 1	0- 1	HOME	0- 0	8- 2						
7- 6	0- 0	0- 1	AWAY	0- 2	7- 3						
1- 3	0- 1	0- 0	NEUTRAL	0- 0	1- 2						
5- 6	0- 0	0- 0	NON-CONFERENCE	0- 2	5- 4						
3- 1	0- 0	0- 0	HOME	0- 0	3- 1						
2- 3	0- 0	0- 0	AWAY	0- 2	2- 1						
0- 2	0- 0	0- 0	NEUTRAL	0- 0	0- 2						
11- 7	0- 2	0- 2	CONFERENCE	0- 0	11- 3						
5- 3	0- 1	0- 1	HOME	0- 0	5- 1						
5- 3	0- 0	0- 1	AWAY	0- 0	5- 2						
1- 1	0- 1	0- 0	NEUTRAL	0- 0	1- 0						
RPI S Opponent	RPI 1-25	Score	RPI S Opponent	RPI 26-50	Score	RPI S Opponent	RPI 51-100	Score	RPI S Opponent	RPI 101+ Team's RPI: 111	
21 H Bowling Green	55	72	41 A Ball St.	73	74	70 A Western Caro.	61	69	104 N Northern Ariz.	69	89
21 N Bowling Green	57	71	41 H Ball St.	46	55	88 A Illinois St.	55	68	109 H Ohio	62	70
									109 N Ohio	79	69
									112 A Northern Ill.	68	82
									112 H Northern Ill.	80	66
									113 A Kent St.	69	64
									134 A Massachusetts	80	83
									140 H Oakland	62	68
									157 N Boston U.	59	65
									164 A Western Mich.	79	58
									164 H Western Mich.	69	45
									182 A Miami (Ohio)	74	56
									184 A Toledo	58	53
									184 H Toledo	76	42
									203 H Morehead St.	90	66
									224 A Central Mich.	57	50
									224 H Central Mich.	77	62
									235 H Buffalo	69	56
									244 A Furman	64	62
									250 A Akron	53	69
									265 H New Orleans	93	69
									282 A Wright St.	76	59
									296 H Detroit	71	55
LAST 10 Division I GAMES:											
21 N Bowling Green	57	71	184 H Toledo	76	42						
109 N Ohio	79	69	112 A Northern Ill.	68	82						
224 A Central Mich.	57	50	109 H Ohio	62	70						
41 A Ball St.	73	74	182 A Miami (Ohio)	74	56						
164 H Western Mich.	69	45	250 A Akron	53	69						

Non-Div I Games:

Eastern Mich.

Average RPI Win: 290		WON-LOST RECORD		WINNING PCT. RANK		LAST 10 GAMES		STRENGTH OF SCHEDULE		OPP. STRENGTH OF SCHEDULE		TEAM RPI		ADJ. RPI		CONF. RPI		ADJ CONF. RPI	
DIV. I ONLY		8- 19		269		4- 6		267		202		287		287		18		18	
DIV. I NON-CONF.		4- 9		257		1- 0		301		191		296		295		19		19	
TOTALS		RPI 1-25		RPI 26-50		W-L RECORDS		RPI 51-100		RPI 100+									
8- 19		0- 1		0- 2		OVERALL		0- 3		8- 13									
5- 8		0- 0		0- 2		HOME		0- 2		5- 4									
3- 10		0- 0		0- 0		AWAY		0- 1		3- 9									
0- 1		0- 1		0- 0		NEUTRAL		0- 0		0- 0									
4- 9		0- 1		0- 2		NON-CONFERENCE		0- 1		4- 5									
3- 3		0- 0		0- 2		HOME		0- 1		3- 0									
1- 5		0- 0		0- 0		AWAY		0- 0		1- 5									
0- 1		0- 1		0- 0		NEUTRAL		0- 0		0- 0									
4- 10		0- 0		0- 0		CONFERENCE		0- 2		4- 8									
2- 5		0- 0		0- 0		HOME		0- 1		2- 4									
2- 5		0- 0		0- 0		AWAY		0- 1		2- 4									
0- 0		0- 0		0- 0		NEUTRAL		0- 0		0- 0									
RPI 1-25		RPI 26-50		RPI 51-100		RPI 101+		Team's RPI: 287											
RPI S	Opponent	Score		RPI S	Opponent	Score		RPI S	Opponent	Score		RPI S	Opponent	Score					
14 N	LSU	52	105	42 H	Washi ngton	59	67	54 A	Montana	55	92	104 A	Northern Ari z.	51	76				
				46 H	Gonzaga	102	103	54 H	Montana	53	71	104 H	Northern Ari z.	63	66				
								55 H	Davi dson	58	67	152 A	Idaho St.	80	83				
												152 H	Idaho St.	60	90				
												179 A	Weber St.	56	73				
												179 H	Weber St.	52	64				
												188 A	St. Mary's (Cal.)	66	74				
												195 A	UTSA	67	77				
												243 A	Montana St.	69	66				
												243 H	Montana St.	57	72				
												248 A	Portland St.	82	84				
												248 H	Portland St.	80	61				
												258 H	Portland	84	66				
												278 A	Washington St.	70	76				
												288 A	UC Irvine	80	60				
												308 A	Idaho	60	73				
												310 A	Northern Colo.	54	78				
												310 H	Northern Colo.	68	47				
												315 H	Northwestern St.	71	67				
												328 A	Sacramento St.	66	63				
												328 H	Sacramento St.	74	56				
LAST 10 Division I GAMES:																			
104 H	Northern Ari z.	63	66	179 A	Weber St.	56	73												
310 H	Northern Colo.	68	47	54 H	Montana	53	71												
328 A	Sacramento St.	66	63	243 H	Montana St.	57	72												
152 A	Idaho St.	80	83	328 H	Sacramento St.	74	56												
248 H	Portland St.	80	61	179 H	Weber St.	52	64												

E  
a  
s  
t  
e  
r  
n  
W  
a  
s  
h  
.

Non-Div I Games: Corban

96 57

Montana Tech

75 69

Eastern Wash.

■ Loss, 
 ■ Non-Conf, S Site, 
 ■ Home 
 ■ Away 
 N Neutral

DIV. I ONLY		9- 20	258	1- 9	166	173	243	242	14	14																	
DIV. I NON-CONF.		5- 5	151	0- 0	181	274	178	182	14	14																	
TOTALS		RPI 1-25	RPI 26-50	W-L RECORDS		RPI 51-100	RPI 100+																				
9- 20		0- 1	0- 2	OVERALL		1- 6	8- 11																				
8- 6		0- 0	0- 1	HOME		1- 2	7- 3																				
1- 12		0- 1	0- 1	AWAY		0- 3	1- 7																				
0- 2		0- 0	0- 0	NEUTRAL		0- 1	0- 1																				
5- 5		0- 1	0- 0	NON-CONFERENCE		0- 1	5- 3																				
4- 1		0- 0	0- 0	HOME		0- 0	4- 1																				
1- 3		0- 1	0- 0	AWAY		0- 0	1- 2																				
0- 1		0- 0	0- 0	NEUTRAL		0- 1	0- 0																				
4- 15		0- 0	0- 2	CONFERENCE		1- 5	3- 8																				
4- 5		0- 0	0- 1	HOME		1- 2	3- 2																				
0- 9		0- 0	0- 1	AWAY		0- 3	0- 5																				
0- 1		0- 0	0- 0	NEUTRAL		0- 0	0- 1																				
RPI S Opponent Score		RPI S Opponent Score		RPI S Opponent Score		RPI S Opponent Score Team's RPI : 242																					
5	A	North Carolina	36	90	35	A	Chattanooga	59	69	55	A	Davi dson	50	63	147	H	I lona	51	35								
					35	H	Chattanooga	50	58	55	H	Davi dson	49	68	151	H	Hi gh Poi nt	51	54								
										70	A	Western Caro.	66	77	156	A	UNLV	40	70								
										70	H	Western Caro.	54	49	186	A	N. C. A&T	46	81								
										81	N	Kansas St.	34	75	192	A	Wofford	47	56								
										85	A	UNC Greensboro	40	88	192	H	Wofford	43	50								
										85	H	UNC Greensboro	48	57	196	A	Ga. Southern	37	46								
															196	H	Ga. Southern	55	50								
															200	A	Appal achi an St.	52	63								
															200	H	Appal achi an St.	61	63								
															200	N	Appal achi an St.	50	64								
															244	A	Furman	54	59								
															244	H	Furman	56	50								
															279	A	Col . of Charle ston	34	63								
															279	H	Col . of Charle ston	64	58								
															289	H	Longwood	48	39								
															304	H	Wi nston-Sal em	50	42								
															309	A	Campbel l	76	68								
															309	H	Campbel l	60	46								
LAST 10 Di v		si on I GAMES:		200 N Appal achi an St.		50	64	279 H Col . of Charle ston		64	58	192 H Wofford		43	50	196 A Ga. Southern		37	46	70 A Western Caro.		66	77	35 H Chattanooga		50	58
				200 H Appal achi an St.		61	63	192 H Wofford		43	50	196 A Ga. Southern		37	46	70 A Western Caro.		66	77	35 H Chattanooga		50	58				
				244 A Furman		54	59	196 A Ga. Southern		37	46	70 A Western Caro.		66	77	35 H Chattanooga		50	58								
				85 H UNC Greensboro		48	57	70 A Western Caro.		66	77	35 H Chattanooga		50	58												
				55 A Davi dson		50	63	35 H Chattanooga		50	58																

El on

Average RPI Win: 187		WON-LOST	WINNING	LAST 10	STRENGTH OF	OPP. STRENGTH	TEAM	ADJ.	CONF.	ADJ CONF.
Average RPI Loss: 165		RECORD	PCT. RANK	GAMES	SCHEDULE	OF SCHEDULE	RPI	RPI	RPI	RPI
DIV. I ONLY	19- 12	94	6- 4	187	183	129	133	15	15	
DIV. I NON-CONF.	7- 4	98	0- 0	206	261	141	144	15	15	
TOTALS	RPI 1-25	RPI 26-50	W-L RECORDS	RPI 51-100	RPI 100+					
19- 12	0- 0	0- 0	OVERALL	1- 4	18- 8					
10- 4	0- 0	0- 0	HOME	0- 2	10- 2					
7- 8	0- 0	0- 0	AWAY	1- 2	6- 6					
2- 0	0- 0	0- 0	NEUTRAL	0- 0	2- 0					
7- 4	0- 0	0- 0	NON-CONFERENCE	0- 1	7- 3					
5- 0	0- 0	0- 0	HOME	0- 0	5- 0					
1- 4	0- 0	0- 0	AWAY	0- 1	1- 3					
1- 0	0- 0	0- 0	NEUTRAL	0- 0	1- 0					
12- 8	0- 0	0- 0	CONFERENCE	1- 3	11- 5					
5- 4	0- 0	0- 0	HOME	0- 2	5- 2					
6- 4	0- 0	0- 0	AWAY	1- 1	5- 3					
1- 0	0- 0	0- 0	NEUTRAL	0- 0	1- 0					
RPI S	RPI 1-25 Opponent Score	RPI S	RPI 26-50 Opponent Score	RPI S	RPI 51-100 Opponent Score	RPI S	RPI 101+ Opponent Score	Team's RPI: 133		
				57 A Indiana	80 83	114 A Indiana St.	63 61			
				88 A Illinois St.	70 65	114 H Indiana St.	98 91			
				88 H Illinois St.	81 89	117 A UNI	56 54			
				96 A Southern Ill.	60 63	117 H UNI	75 49			
				96 H Southern Ill.	55 69	117 N UNI	58 57			
						135 A Hawai i	68 71			
						139 H Radford	80 71			
						169 H Butler	80 68			
						181 A Drake	57 55			
						181 A Drake	58 61			
						181 H Drake	67 62			
						187 A Ill. -Chi cago	69 53			
						191 A Creighton	65 77			
						191 H Creighton	74 76			
						203 H Morehead St.	85 67			
						229 A Bradl ey	65 67			
						229 H Bradl ey	76 82			
						238 A Austin Peay	72 74			
						238 H Austin Peay	72 44			
						246 A IUPUI	65 70			
						248 N Portland St.	87 81			
						254 A Wi chi ta St.	99 97			
						254 H Wi chi ta St.	77 68			
						262 A Missouri St.	57 55			
						262 H Missouri St.	82 72			
						306 H Li pscomb	76 53			
			LAST 10 Div sion I GAMES:							
			181 A Drake	58 61	181 A Drake	57 55				
			117 N UNI	58 57	191 A Creighton	65 77				
			262 A Missouri St.	57 55	229 H Bradl ey	76 82				
			254 H Wi chi ta St.	77 68	117 H UNI	75 49				
			96 A Southern Ill.	60 63	114 A Indiana St.	63 61				

Non-Di v I Games:

Evansville

Loss, Non-Conf, S Site, H Home A Away N Neutral

Evansville

Evansville

Team Record				Through Games Of Sunday, March 11, 2007						
Average RPI Win: 231		WON-LOST	WINNING	LAST 10	STRENGTH OF	OPP. STRENGTH	TEAM	ADJ.	CONF.	ADJ CONF.
Average RPI Loss: 166		RECORD	PCT. RANK	GAMES	SCHEDULE	OF SCHEDULE	RPI	RPI	RPI	RPI
DIV. I ONLY		15- 15	164	5- 5	272	189	217	221	19	19
DIV. I NON-CONF.		4- 7	233	0- 0	302	112	276	277	21	21

TOTALS	RPI 1-25	RPI 26-50	W-L RECORDS	RPI 51-100	RPI 100+
15- 15	0- 0	0- 1	OVERALL	0- 2	15- 12
6- 7	0- 0	0- 0	HOME	0- 1	6- 6
8- 6	0- 0	0- 0	AWAY	0- 1	8- 5
1- 2	0- 0	0- 1	NEUTRAL	0- 0	1- 1
4- 7	0- 0	0- 1	NON-CONFERENCE	0- 0	4- 6
1- 3	0- 0	0- 0	HOME	0- 0	1- 3
2- 3	0- 0	0- 0	AWAY	0- 0	2- 3
1- 1	0- 0	0- 1	NEUTRAL	0- 0	1- 0
11- 8	0- 0	0- 0	CONFERENCE	0- 2	11- 6
5- 4	0- 0	0- 0	HOME	0- 1	5- 3
6- 3	0- 0	0- 0	AWAY	0- 1	6- 2
0- 1	0- 0	0- 0	NEUTRAL	0- 0	0- 1

RPI	S	RPI 1-25 Opponent	Score
45	N	Fl ori da St.	54 69
53	A	Mari st	53 72
53	H	Mari st	52 74
105	A	Boston Col lege	58 64
126	H	Ri chmond	48 59
138	N	North Dakota St.	76 56
142	H	Villanova	37 51
147	A	Iona	52 66
147	H	Iona	47 59
148	A	Loyol a (Md.)	57 54
148	H	Loyol a (Md.)	63 51
167	H	Harvard	73 57
215	A	Cani si us	76 66
215	H	Cani si us	64 74
227	A	St. Peter' s	57 54
227	H	St. Peter' s	78 70
231	A	Si ena	52 57
231	H	Si ena	74 57
231	N	Si ena	55 56
239	A	Manhattan	59 49
239	H	Manhattan	61 74
240	H	Yal e	67 75
241	A	St. Francis (N.Y.)	60 64
249	A	Niagara	77 63
249	H	Niagara	81 70
268	A	Long Beach St.	61 62
288	A	UC Irvi ne	78 72
299	A	Brown	75 65
319	A	Ri der	73 57
319	H	Ri der	77 63

### Non-Div I Games:

Fai rfi el d

Loss, Non-Conf, S Site, H Home A Away N Neutral



Average RPI Win: 284		WON-LOST RECORD		WINNING PCT. RANK		LAST 10 GAMES		STRENGTH OF SCHEDULE		OPP. STRENGTH OF SCHEDULE		TEAM RPI		ADJ. RPI		CONF. RPI		ADJ CONF. RPI	
153																			
DIV. I ONLY		11- 18		228		4- 6		237		277		253		253		20		20	
DIV. I NON-CONF.		3- 7		262		0- 0		299		281		302		299		23		24	
TOTALS		RPI 1-25		RPI 26-50		W-L RECORDS		RPI 51-100				RPI 100+							
11- 18		0- 1		0- 0		OVERALL		0- 3				11- 14							
7- 6		0- 0		0- 0		HOME		0- 1				7- 5							
4- 11		0- 0		0- 0		AWAY		0- 2				4- 9							
0- 1		0- 1		0- 0		NEUTRAL		0- 0				0- 0							
3- 7		0- 1		0- 0		NON-CONFERENCE		0- 0				3- 6							
2- 2		0- 0		0- 0		HOME		0- 0				2- 2							
1- 4		0- 0		0- 0		AWAY		0- 0				1- 4							
0- 1		0- 1		0- 0		NEUTRAL		0- 0				0- 0							
8- 11		0- 0		0- 0		CONFERENCE		0- 3				8- 8							
5- 4		0- 0		0- 0		HOME		0- 1				5- 3							
3- 7		0- 0		0- 0		AWAY		0- 2				3- 5							
0- 0		0- 0		0- 0		NEUTRAL		0- 0				0- 0							
RPI 1-25		RPI 26-50		RPI 51-100		RPI 101+		Team's RPI: 253											
RPI S	Opponent	Score		RPI S	Opponent	Score		RPI S	Opponent	Score		RPI S	Opponent	Score					
21 N	Bowl ing Green	56 87						80 A	Robert Morris	68 83		108 A	Denver	58 67					
								80 A	Robert Morris	55 69		118 A	Sacred Heart	53 60					
								80 H	Robert Morris	57 66		118 H	Sacred Heart	50 69					
												143 A	Long Isl and	47 60					
												143 H	Long Isl and	61 72					
												155 A	Qui nni pi ac	56 68					
												155 H	Qui nni pi ac	52 62					
												166 H	UMBC	72 78					
												174 H	St. Bonaventure	42 49					
												210 A	Monmouth	47 73					
												210 H	Monmouth	74 59					
												223 A	Mt. St. Mary' s	53 71					
												228 A	Binghamton	49 53					
												239 A	Manhattan	61 70					
												241 A	St. Francis (N.Y.)	61 52					
												241 H	St. Francis (N.Y.)	54 51					
												271 A	UCF	77 64					
												280 A	Central Conn. St.	80 73					
												280 H	Central Conn. St.	86 66					
												281 H	St. Francis (Pa.)	64 56					
												310 A	Northern Colo.	55 67					
												321 H	Lafayette	63 48					
												331 A	Wagner	67 49					
												331 H	Wagner	67 30					
												333 H	NJIT	78 69					
						LAST 10 Division I GAMES:													

### Non-Div I Games:

Fai r l e i g h   D i c k i n s o n

Loss, Non-Conf, S Site, H Home A Away N Neutral

Average RPI Win:	233	WON-LOST	WINNING	LAST 10	STRENGTH OF	OPP. STRENGTH	TEAM	ADJ.	CONF.	ADJ CONF.
Average RPI Loss:	110	RECORD	PCT. RANK	GAMES	SCHEDULE	OF SCHEDULE	RPI	RPI	RPI	RPI

DIV. I ONLY	6- 25	312	2- 8	74	112	239	234	9	9
DIV. I NON-CONF.	4- 8	243	0- 0	63	176	174	173	9	9

TOTALS	RPI 1-25	RPI 26-50	W-L RECORDS	RPI 51-100	RPI 100+
6- 25	0- 4	0- 4	OVERALL	0- 4	6- 13
5- 8	0- 1	0- 1	HOME	0- 2	5- 4
0- 14	0- 3	0- 1	AWAY	0- 1	0- 9
1- 3	0- 0	0- 2	NEUTRAL	0- 1	1- 0
4- 8	0- 2	0- 2	NON-CONFERENCE	0- 1	4- 3
3- 1	0- 0	0- 0	HOME	0- 0	3- 1
0- 4	0- 2	0- 0	AWAY	0- 0	0- 2
1- 3	0- 0	0- 2	NEUTRAL	0- 1	1- 0
2- 17	0- 2	0- 2	CONFERENCE	0- 3	2- 10
2- 7	0- 1	0- 1	HOME	0- 2	2- 3
0- 10	0- 1	0- 1	AWAY	0- 1	0- 7
0- 0	0- 0	0- 0	NEUTRAL	0- 0	0- 0

RPI S	Opponent	Score
8	A Vanderbilt	49 81
13	A Middle Tenn.	63 76
13	H Middle Tenn.	48 78
15	A Arizona St.	60 96

RPI S	Opponent	Score
34	A Western Ky.	78 105
34	H Western Ky.	76 85
36	N Nebraska	53 93
43	N New Mexico	44 74

RPI S	Opponent	Score
64	H La. -Lafayette	61 79
72	A Arkansas St.	61 80
89	H Ark. -Little Rock	57 60
100	N Belmont	65 67

RPI S	Opponent	Score
102	A UAB	52 67
108	A Denver	60 76
108	A Denver	41 65
109	H Ohio	58 56
129	A Florida Int'l	59 76
129	H Florida Int'l	67 72
149	A Georgetown	40 69
170	A South Ala.	57 69
170	H South Ala.	58 55
175	A North Texas	72 80
185	H La. -Monroe	72 76
212	A Troy	60 66
212	H Troy	63 78
250	H Akron	88 77
265	A New Orleans	86 89
265	H New Orleans	68 61
293	H Winthrop	67 70
294	N Alabama St.	84 54
309	H Campbell	87 52

## LAST 10 Division I GAMES:

108	A Denver	41 65	129	H Florida Int'l	67 72
13	A Middle Tenn.	63 76	212	A Troy	60 66
170	H South Ala.	58 55	72	A Arkansas St.	61 80
265	H New Orleans	68 61	89	H Ark. -Little Rock	57 60
34	A Western Ky.	78 105	64	H La. -Lafayette	61 79

Non-Div I Games:

Fla. Atlantic

Average RPI Win: 205				WON-LOST RECORD		WINNING PCT. RANK		LAST 10 GAMES		STRENGTH OF SCHEDULE		OPP. STRENGTH OF SCHEDULE		TEAM RPI		ADJ. RPI		CONF. RPI		ADJ CONF. RPI			
Average RPI Loss: 38																							
DIV. I ONLY				9- 22		272		3- 7		9		41		121		120		1		1			
DIV. I NON-CONF.				6- 9		214		0- 0		46		134		136		134		1		1			
TOTALS				RPI 1-25		RPI 26-50		W-L RECORDS		RPI 51-100				RPI 100+									
9- 22				0- 7		0- 9		OVERALL		2- 6				7- 0									
6- 9				0- 2		0- 5		HOME		1- 2				5- 0									
2- 10				0- 3		0- 3		AWAY		0- 4				2- 0									
1- 3				0- 2		0- 1		NEUTRAL		1- 0				0- 0									
6- 9				0- 1		0- 6		NON-CONFERENCE		0- 2				6- 0									
5- 3				0- 0		0- 3		HOME		0- 0				5- 0									
1- 4				0- 0		0- 2		AWAY		0- 2				1- 0									
0- 2				0- 1		0- 1		NEUTRAL		0- 0				0- 0									
3- 13				0- 6		0- 3		CONFERENCE		2- 4				1- 0									
1- 6				0- 2		0- 2		HOME		1- 2				0- 0									
1- 6				0- 3		0- 1		AWAY		0- 2				1- 0									
1- 1				0- 1		0- 0		NEUTRAL		1- 0				0- 0									
RPI 1-25				RPI 26-50		RPI 51-100		RPI 101+		Team's RPI: 120													
RPI	S	Opponent	Score	RPI	S	Opponent	Score	RPI	S	Opponent	Score	RPI	S	Opponent	Score								
1	H	Tennessee	58 80	27	A	Xavi er	70 86	59	A	TCU	72 83	119	A	Al abama	66 64								
8	A	Vanderbi l t	69 82	28	N	Cal i forni a	60 88	65	A	South Carolina	51 79	170	A	South Al a.	62 50								
8	N	Vanderbi l t	77 105	31	H	Templ e	80 85	76	A	Illinois	57 80	203	H	Morehead St.	86 54								
11	A	Georgi a	57 89	36	H	Nebraska	73 81	77	A	Kentucky	74 84	246	H	IUPUI	71 57								
11	H	Georgi a	54 77	37	H	Loui svi l l e	60 77	77	H	Kentucky	83 79	294	H	Al abama St.	99 39								
12	N	Rutgers	71 88	40	H	Mi ssi ssi ppi	64 72	82	H	Arkansas	57 67	323	H	Stetson	72 55								
14	A	LSU	66 79	44	A	Auburn	62 78	90	H	Mi ssi ssi ppi St.	74 79	324	H	North Fl a.	78 37								
				44	H	Auburn	69 74	90	N	Mi ssi ssi ppi St.	69 63												
				45	A	Fl ori da St.	66 88																
				LAST 10 Divi sion I GAMES:																			
				8	N	Vanderbi l t	77 105	90	H	Mi ssi ssi ppi St.	74 79												
				90	N	Mi ssi ssi ppi St.	69 63	14	A	LSU	66 79												
				77	H	Kentucky	83 79	77	A	Kentucky	74 84												
				44	A	Auburn	62 78	40	H	Mi ssi ssi ppi	64 72												
				119	A	Al abama	66 64	11	H	Georgi a	54 77												

Non-Div I Games:

Florida

Loss, 
Non-Conf, S Site, 
H Home
A Away 
N Neutral

Average RPI Win: 287

Average RPI Loss: 181

WON-LOST  
RECORDWINNING  
PCT. RANKLAST 10  
GAMESSTRENGTH OF  
SCHEDULEOPP. STRENGTH  
OF SCHEDULETEAM  
RPIADJ.  
RPICONF.  
RPIADJ CONF.  
RPI

DIV. I ONLY

14- 16

178

4- 6

315

307

267

267

26

26

DIV. I NON-CONF.

2- 7

286

0- 0

284

247

311

310

29

29

TOTALS

RPI 1-25

RPI 26-50

W-L RECORDS

RPI 51-100

RPI 100+

14- 16

0- 0

0- 0

OVERALL

0- 2

14- 14

5- 4

0- 0

0- 0

HOME

0- 1

5- 3

7- 8

0- 0

0- 0

AWAY

0- 1

7- 7

2- 4

0- 0

0- 0

NEUTRAL

0- 0

2- 4

2- 7

0- 0

0- 0

NON-CONFERENCE

0- 1

2- 6

0- 0

0- 0

0- 0

HOME

0- 0

0- 0

2- 4

0- 0

0- 0

AWAY

0- 1

2- 3

0- 3

0- 0

0- 0

NEUTRAL

0- 0

0- 3

12- 9

0- 0

0- 0

CONFERENCE

0- 1

12- 8

5- 4

0- 0

0- 0

HOME

0- 1

5- 3

5- 4

0- 0

0- 0

AWAY

0- 0

5- 4

2- 1

0- 0

0- 0

NEUTRAL

0- 0

2- 1

RPI 1-25

RPI 26-50

RPI 51-100

RPI 101+

Team's RPI: 267

RPI S Opponent Score

RPI S Opponent Score

RPI S Opponent Score

RPI S Opponent Score

75 H Coppin St. 47 65

95 A East Caro. 41 78

129 N Florida Int'l 50 64

155 N Quinnipiac 45 64

160 A Delaware St. 53 66

160 H Delaware St. 53 57

160 N Delaware St. 46 61

177 N Georgia St. 63 66

178 A Hampton 64 81

178 H Hampton 60 70

180 A Wake Forest 62 71

186 A N. C. A&T 72 77

186 H N. C. A&T 72 65

186 N N. C. A&T 71 69

189 A Jacksonville 53 57

211 A Morgan St. 62 46

264 A Howard 75 71

264 H Howard 81 71

271 A UCF 54 68

286 A Md. -East. Shore 70 58

286 H Md. -East. Shore 62 63

320 A South Carolina St. 51 65

320 H South Carolina St. 69 59

323 A Stetson 77 73

326 A Norfolk St. 69 53

326 H Norfolk St. 69 58

327 A Mercer 65 55

335 A Bethune-Cookman 71 55

335 H Bethune-Cookman 94 47

335 N Bethune-Cookman 59 46

LAST 10 Division I GAMES:

160 N Delaware St. 46 61

186 N N. C. A&T 71 69

335 N Bethune-Cookman 59 46

335 A Bethune-Cookman 71 55

75 H Coppin St. 47 65

160 A Delaware St. 53 66

264 H Howard 81 71

286 H Md. -East. Shore 62 63

186 A N. C. A&T 72 77

320 A South Carolina St. 51 65

Florida A&amp;M

Florida A&amp;M

Non-Div I Games: St. Leo

86 61

Edward Waters

72 47

Florida A&amp;M

Loss, Non-Conf, S Site, H Home A Away N Neutral

Average RPI Win: 214		WON-LOST RECORD		WINNING PCT. RANK		LAST 10 GAMES		STRENGTH OF SCHEDULE		OPP. STRENGTH OF SCHEDULE		TEAM RPI		ADJ. RPI		CONF. RPI		ADJ CONF. RPI	
DIV. I ONLY		15- 14		157		4- 6		116		91		130		129		9		9	
DIV. I NON-CONF.		5- 4		127		0- 0		234		101		170		171		9		9	
TOTALS		RPI 1-25		RPI 26-50		W-L RECORDS		RPI 51-100		RPI 100+									
15- 14		0- 2		0- 3		OVERALL		1- 7		14- 2									
9- 7		0- 1		0- 1		HOME		1- 3		8- 2									
5- 7		0- 1		0- 2		AWAY		0- 4		5- 0									
1- 0		0- 0		0- 0		NEUTRAL		0- 0		1- 0									
5- 4		0- 0		0- 1		NON-CONFERENCE		0- 3		5- 0									
4- 2		0- 0		0- 0		HOME		0- 2		4- 0									
0- 2		0- 0		0- 1		AWAY		0- 1		0- 0									
1- 0		0- 0		0- 0		NEUTRAL		0- 0		1- 0									
10- 10		0- 2		0- 2		CONFERENCE		1- 4		9- 2									
5- 5		0- 1		0- 1		HOME		1- 1		4- 2									
5- 5		0- 1		0- 1		AWAY		0- 3		5- 0									
0- 0		0- 0		0- 0		NEUTRAL		0- 0		0- 0									
RPI 1-25		RPI 26-50		RPI 51-100		RPI 101+		Team's RPI: 129											
RPI S	Opponent	Score	RPI S	Opponent	Score	RPI S	Opponent	Score	RPI S	Opponent	Score								
13	A Middl e Tenn.	59 66	32	A South Fla.	73 96	64	A La. -Lafayette	73 84	108	H Denver	61 74								
13	H Middl e Tenn.	52 86	34	A Western Ky.	66 79	64	A La. -Lafayette	49 67	144	H Mi ami (Fl a. )	83 78								
			34	H Western Ky.	61 71	64	H La. -Lafayette	52 75	170	A South Al a.	56 41								
						69	H Tul ane	64 69	170	H South Al a.	46 56								
						72	H Arkansas St.	67 64	175	H North Texas	67 55								
						79	A Iowa	62 72	185	A La. -Monroe	59 48								
						81	H Kansas St.	52 59	212	A Troy	63 58								
						89	A Ark. -Li ttle Rock	58 65	212	H Troy	66 61								
									212	H Troy	61 49								
									225	H George Mason	73 59								
									234	A Fla. Atl anti c	72 67								
									234	H Fla. Atl anti c	76 59								
									265	A New Orleans	57 47								
									267	N Flori da A&M	64 50								
									280	H Central Conn. St.	73 51								
									324	H North Fl a.	86 46								
LAST 10 Di v i s i o n I GAMES:																			
64	A La. -Lafayette	49 67	13	A Middl e Tenn.	59 66														
212	H Troy	61 49	234	A Fla. Atl anti c	72 67														
34	A Western Ky.	66 79	212	H Troy	66 61														
64	H La. -Lafayette	52 75	89	A Ark. -Li ttle Rock	58 65														
170	H South Al a.	46 56	72	H Arkansas St.	67 64														

Average RPI Win:	134	WON-LOST	WINNING	LAST 10	STRENGTH OF	OPP. STRENGTH	TEAM	ADJ.	CONF.	ADJ CONF.
Average RPI Loss:	42	RECORD	PCT. RANK	GAMES	SCHEDULE	OF SCHEDULE	RPI	RPI	RPI	RPI
DIV. I ONLY	22- 9	58	6- 4	90	20	42	45	3	3	
DIV. I NON-CONF.	11- 4	58	2- 1	182	64	80	79	3	3	

TOTALS	RPI 1-25	RPI 26-50	W-L RECORDS	RPI 51-100	RPI 100+
22- 9	2- 7	2- 1	OVERALL	4- 1	16- 1
10- 3	0- 3	1- 0	HOME	1- 0	8- 0
10- 4	1- 1	1- 1	AWAY	3- 1	6- 1
3- 3	1- 3	0- 0	NEUTRAL	0- 0	2- 0
11- 4	2- 2	0- 1	NON-CONFERENCE	2- 1	9- 1
6- 0	0- 0	0- 0	HOME	0- 0	6- 0
5- 3	1- 0	0- 1	AWAY	2- 1	2- 1
2- 2	1- 2	0- 0	NEUTRAL	0- 0	1- 0
11- 5	0- 5	2- 0	CONFERENCE	2- 0	7- 0
4- 3	0- 3	1- 0	HOME	1- 0	2- 0
6- 1	0- 1	1- 0	AWAY	1- 0	4- 0
1- 1	0- 1	0- 0	NEUTRAL	0- 0	1- 0

RPI S	RPI 1-25	Opponent	Score	RPI S	RPI 26-50	Opponent	Score	Team's RPI: 45	RPI S	RPI 51-100	Opponent	Score	RPI S	RPI 101+	Opponent	Score
2	H	Duke	60 <b>73</b>	42	A	Washington	65 <b>84</b>		52	H	Georgia Tech	63 52	102	H	UAB	93 77
5	H	North Carolina	59 <b>80</b>	48	A	Virginia	79 77		58	A	Virginia Tech	70 60	105	A	Boston College	72 53
6	H	Maryland	60 <b>74</b>	48	H	Virginia	63 47		90	A	Mississippi St.	60 <b>65</b>	120	H	Florida	88 66
10	A	Stanford	68 61						93	A	Southeast Mo. St.	64 50	136	A	Clemson	61 60
11	N	Georgia	65 <b>70</b>						95	A	East Caro.	62 44	136	H	Clemson	73 61
14	N	LSU	43 <b>55</b>										140	H	Oakland	74 69
20	N	Old Dominion	85 75										144	A	Miami (Fla.)	75 68
22	A	North Carolina St.	51 <b>68</b>										144	H	Miami (Fla.)	71 62
22	N	North Carolina St.	49 <b>76</b>										151	H	High Point	67 39
													154	H	Tulsa	60 43
													180	A	Wake Forest	74 57
													180	N	Wake Forest	70 53
													207	A	San Francisco	64 <b>67</b>
													221	N	Fairfield	69 54
													271	A	UCF	75 66
													275	A	Fordham	84 34
													323	H	Stetson	70 44
LAST 10 Division I GAMES:																
14	N	LSU	43 <b>55</b>	180	A	Wake Forest	74 57									
10	A	Stanford	68 61	136	H	Clemson	73 61									
20	N	Old Dominion	85 75	48	A	Virginia	79 77									
22	N	North Carolina St.	49 <b>76</b>	6	H	Maryland	60 <b>74</b>									
180	N	Wake Forest	70 53	5	H	North Carolina	59 <b>80</b>									

Non-Div I Games:

Florida St.

■ Loss, 
 ■ Non-Conf, 
 ■ S Site, 
 ■ H Home 
 ■ A Away 
 N Neutral



Average RPI Win: 182		WON-LOST RECORD		WINNING PCT. RANK		LAST 10 GAMES		STRENGTH OF SCHEDULE		OPP. STRENGTH OF SCHEDULE		TEAM RPI		ADJ. RPI		CONF. RPI		ADJ CONF. RPI	
DIV. I ONLY		18- 13		116		6- 4		151		146		120		121		17		17	
DIV. I NON-CONF.		7- 6		137		0- 0		102		22		105		101		17		17	
TOTALS		RPI 1-25		RPI 26-50		W-L RECORDS		RPI 51-100		RPI 100+									
18- 13		0- 1		1- 1		OVERALL		3- 4		14- 7									
11- 3		0- 1		1- 0		HOME		2- 1		8- 1									
6- 9		0- 0		0- 1		AWAY		1- 2		5- 6									
1- 1		0- 0		0- 0		NEUTRAL		0- 1		1- 0									
7- 6		0- 1		1- 1		NON-CONFERENCE		2- 2		4- 2									
4- 2		0- 1		1- 0		HOME		1- 1		2- 0									
3- 4		0- 0		0- 1		AWAY		1- 1		2- 2									
0- 0		0- 0		0- 0		NEUTRAL		0- 0		0- 0									
11- 7		0- 0		0- 0		CONFERENCE		1- 2		10- 5									
7- 1		0- 0		0- 0		HOME		1- 0		6- 1									
3- 5		0- 0		0- 0		AWAY		0- 1		3- 4									
1- 1		0- 0		0- 0		NEUTRAL		0- 1		1- 0									
RPI 1-25		RPI 26-50		RPI 51-100		RPI 101+		Team's RPI: 121											
RPI S	Opponent	Score		RPI S	Opponent	Score		RPI S	Opponent	Score		RPI S	Opponent	Score					
10	H Stanford	52 80		28	A Cal i forni a	62 77		56	H Texas Tech	74 65		124	A Ari zona	69 60					
				38	H Bri gham Young	61 51		63	A Okl ahoma St.	49 65		130	A Loui si ana Tech	40 78					
								83	A Utah	61 55		130	H Loui si ana Tech	72 57					
								87	A Boi se St.	63 69		132	A Pepperdi ne	68 59					
								87	H Boi se St.	69 61		135	A Hawai i	65 79					
								87	N Boi se St.	59 68		135	H Hawai i	75 69					
								91	H Loyol a Marymount	60 65		135	N Hawai i	72 47					
												171	A Santa Cl ara	73 80					
												173	A Nevada	86 81					
												173	H Nevada	61 68					
												207	H San Francisco	55 48					
												208	A Cal St. Fullerton	56 61					
												216	A New Mexi co St.	63 67					
												216	H New Mexi co St.	63 57					
												232	A Utah St.	75 81					
												232	H Utah St.	71 60					
												288	H UC Irvine	81 50					
												308	A Idaho	84 75					
												308	H Idaho	75 53					
												314	A San Jose St.	70 63					
												314	H San Jose St.	61 36					
LAST 10 Division I GAMES:																			
				87	N Boi se St.	59 68		130	H Loui si ana Tech	72 57									
				135	N Hawai i	72 47		87	H Boi se St.	69 61									
				232	H Utah St.	71 60		135	A Hawai i	65 79									
				87	A Boi se St.	63 69		216	A New Mexi co St.	63 67									
				216	H New Mexi co St.	63 57		173	A Nevada	86 81									

Non-Div I Games:

Fresno St.



Average RPI Win: 238  
Average RPI Loss: 126

WON-LOST  
RECORD

WINNING  
PCT. RANK

LAST 10  
GAMES

STRENGTH OF  
SCHEDULE

OPP. STRENGTH  
OF SCHEDULE

TEAM  
RPI

ADJ.  
RPI

CONF.  
RPI

ADJ CONF.  
RPI

DIV. I ONLY	9- 20	258	4- 6	184	144	245	244	14	14
DIV. I NON-CONF.	3- 6	243	0- 0	253	129	262	263	14	14

TOTALS	RPI 1-25	RPI 26-50	W-L RECORDS	RPI 51-100	RPI 100+
9- 20	0- 0	0- 3	OVERALL	0- 8	9- 9
5- 7	0- 0	0- 1	HOME	0- 3	5- 3
2- 12	0- 0	0- 2	AWAY	0- 4	2- 6
2- 1	0- 0	0- 0	NEUTRAL	0- 1	2- 0
3- 6	0- 0	0- 1	NON-CONFERENCE	0- 1	3- 4
2- 1	0- 0	0- 0	HOME	0- 0	2- 1
0- 5	0- 0	0- 1	AWAY	0- 1	0- 3
1- 0	0- 0	0- 0	NEUTRAL	0- 0	1- 0
6- 14	0- 0	0- 2	CONFERENCE	0- 7	6- 5
3- 6	0- 0	0- 1	HOME	0- 3	3- 2
2- 7	0- 0	0- 1	AWAY	0- 3	2- 3
1- 1	0- 0	0- 0	NEUTRAL	0- 1	1- 0

RPI S Opponent Score

RPI S Opponent Score

35 A Chattanooga 40 61  
35 H Chattanooga 48 64  
37 A Louisville 44 89

RPI S Opponent Score

55 A Davidson 55 75  
55 H Davidson 66 71  
56 A Texas Tech 44 63  
70 A Western Caro. 48 72  
70 H Western Caro. 47 58  
70 N Western Caro. 56 79  
85 A UNC Greensboro 53 67  
85 H UNC Greensboro 58 65

RPI S Opponent Score Team's RPI: 244

111 H Eastern Mi ch. 62 64  
136 A Clemson 62 67  
192 A Wofford 51 47  
192 H Wofford 48 40  
196 A Ga. Southern 59 71  
196 H Ga. Southern 75 63  
200 A Appal achi an St. 60 69  
200 H Appal achi an St. 62 72  
201 H Coastal Caro. 60 55  
233 A UNC Wi lmi ngton 43 50  
242 A El on 50 56  
242 H El on 59 54  
256 N Duquesne 53 51  
274 A Ameri can 57 78  
279 A Col . of Charleston 55 53  
279 H Col . of Charleston 49 52  
279 N Col . of Charleston 64 59  
301 H Jacksonville St. 72 67

LAST 10 Division I GAMES:

70 N Western Caro. 56 79  
279 N Col . of Charleston 64 59  
55 H Davidson 66 71  
242 H El on 59 54  
70 A Western Caro. 48 72  
35 H Chattanooga 48 64  
192 A Wofford 51 47  
279 A Col . of Charleston 55 53  
85 H UNC Greensboro 58 65  
200 A Appal achi an St. 60 69

Furman

Furman

Non-Div I Games: Francis Marion 57 33 Columbia (S.C.) 91 34

Furman

Loss, Non-Conf, S Site, H Home A Away N Neutral

Average RPI Win: 212				WON-LOST RECORD		WINNING PCT. RANK		LAST 10 GAMES		STRENGTH OF SCHEDULE		OPP. STRENGTH OF SCHEDULE		TEAM RPI		ADJ. RPI		CONF. RPI		ADJ CONF. RPI			
DIV. I ONLY				13- 18		207		6- 4		148		158		192		196		14		14			
DIV. I NON-CONF.				5- 6		185		0- 0		231		201		210		212		14		14			
TOTALS				RPI 1-25		RPI 26-50		W-L RECORDS		RPI 51-100		RPI 100+											
13- 18				0- 1		0- 4		OVERALL		2- 6		11- 7											
6- 8				0- 1		0- 1		HOME		0- 3		6- 3											
5- 8				0- 0		0- 3		AWAY		1- 2		4- 3											
2- 2				0- 0		0- 0		NEUTRAL		1- 1		1- 1											
5- 6				0- 1		0- 2		NON-CONFERENCE		0- 0		5- 3											
3- 2				0- 1		0- 0		HOME		0- 0		3- 1											
1- 3				0- 0		0- 2		AWAY		0- 0		1- 1											
1- 1				0- 0		0- 0		NEUTRAL		0- 0		1- 1											
8- 12				0- 0		0- 2		CONFERENCE		2- 6		6- 4											
3- 6				0- 0		0- 1		HOME		0- 3		3- 2											
4- 5				0- 0		0- 1		AWAY		1- 2		3- 2											
1- 1				0- 0		0- 0		NEUTRAL		1- 1		0- 0											
RPI 1-25				RPI 26-50		RPI 51-100		RPI 101+		Team's RPI: 196													
RPI S	Opponent			Score		RPI S	Opponent			Score		RPI S	Opponent			Score		RPI S	Opponent			Score	
11	H	Georgi a		71	75	32	A	South Fla.		65	94	55	A	Davi dson		52	75	170	H	South Ala.		54	48
						35	A	Chattanooga		63	78	55	H	Davi dson		51	69	189	H	Jacksonvill e		76	69
						35	H	Chattanooga		52	65	70	A	Western Caro.		83	81	192	A	Wofford		82	67
						43	A	New Mexi co		43	64	70	H	Western Caro.		68	73	192	H	Wofford		74	58
												70	N	Western Caro.		59	73	200	A	Appal achi an St.		68	61
												85	A	UNC Greensboro		55	80	200	H	Appal achi an St.		68	85
												85	H	UNC Greensboro		60	68	212	H	Troy		53	58
												85	N	UNC Greensboro		81	64	212	N	Troy		62	77
																		242	A	El on		50	55
																		242	H	El on		46	37
																		244	A	Furman		63	75
																		244	H	Furman		71	59
																		271	A	UCF		75	71
																		279	A	Col . of Charleston		52	50
																		279	H	Col . of Charleston		53	54
																		300	N	Western Ill.		64	60
																		301	A	Jacksonville St.		77	84
																		323	H	Stetson		62	46
LAST 10 Division I GAMES:																							
70 N Western Caro.						59	73	70 A Western Caro.						83	81								
85 N UNC Greensboro						81	64	55 A Davi dson						52	75								
279 A Col . of Charleston						52	50	85 H UNC Greensboro						60	68								
35 H Chattanooga						52	65	242 H El on						46	37								
200 A Appal achi an St.						68	61	192 A Wofford						82	67								

### Non-Div l Games:

Ga. Southern

Loss, Non-Conf, S Site, H Home A Away N Neutral

Average RPI Win: 303				WON-LOST RECORD		WINNING PCT. RANK		LAST 10 GAMES		STRENGTH OF SCHEDULE		OPP. STRENGTH OF SCHEDULE		TEAM RPI		ADJ. RPI		CONF. RPI		ADJ CONF. RPI			
DIV. I ONLY				13- 17		198		6- 4		296		315		266		266		29		29			
DIV. I NON-CONF.				5- 9		241		1- 1		282		304		284		284		30		30			
TOTALS				RPI 1-25		RPI 26-50		W-L RECORDS		RPI 51-100		RPI 100+											
13- 17				0- 1		0- 0		OVERALL		0- 3		13- 13											
9- 2				0- 0		0- 0		HOME		0- 1		9- 1											
3- 11				0- 0		0- 0		AWAY		0- 1		3- 10											
1- 4				0- 1		0- 0		NEUTRAL		0- 1		1- 2											
5- 9				0- 1		0- 0		NON-CONFERENCE		0- 0		5- 8											
4- 0				0- 0		0- 0		HOME		0- 0		4- 0											
1- 6				0- 0		0- 0		AWAY		0- 0		1- 6											
0- 3				0- 1		0- 0		NEUTRAL		0- 0		0- 2											
8- 8				0- 0		0- 0		CONFERENCE		0- 3		8- 5											
5- 2				0- 0		0- 0		HOME		0- 1		5- 1											
2- 5				0- 0		0- 0		AWAY		0- 1		2- 4											
1- 1				0- 0		0- 0		NEUTRAL		0- 1		1- 0											
RPI 1-25				RPI 26-50		RPI 51-100		RPI 101+		Team's RPI: 266													
RPI S	Opponent			Score		RPI S	Opponent			Score		RPI S	Opponent			Score							
6 N	Maryland			41 83								125 A	East Tenn. St.			61 87							
												125 H	East Tenn. St.			68 81							
												141 A	UNC Asheville			37 55							
												151 A	High Point			44 73							
												158 N	Northwestern			34 59							
												189 A	Jacksonville			47 62							
												189 H	Jacksonville			75 64							
												192 A	Wofford			47 57							
												224 N	Central Mich.			64 77							
												246 A	IUPUI			39 54							
												270 A	Lehigh			61 74							
												283 A	Kennesaw St.			49 67							
												283 H	Kennesaw St.			52 44							
												289 H	Longwood			66 44							
												306 A	Lipscomb			51 44							
												306 H	Lipscomb			66 59							
												309 A	Campbell			54 57							
												309 H	Campbell			68 53							
												309 N	Campbell			67 47							
												320 H	South Carolina St.			55 47							
												323 A	Stetson			52 69							
												323 H	Stetson			61 47							
												324 A	North Fla.			39 35							
												324 H	North Fla.			57 54							
LAST 10 Division I GAMES:																							
100 N Belmont						48 57						327 H Mercer						58 46					
309 N Campbell						67 47						323 H Stetson						61 47					
309 H Campbell						68 53						283 A Kennesaw St.						49 67					
100 A Belmont						51 54						125 A East Tenn. St.						61 87					
306 A Lipscomb						51 44						324 H North Fla.						57 54					

Non-Div I Games: Montreal

74 49

Gardner-Webb

Loss, Non-Conf, S Site, H Home A Away N Neutral

Page 95

Gardner-Webb

Gardner-Webb

George Mason				Through Games Of Sunday, March 11, 2007							
Average RPI Win: 242		WON-LOST RECORD	WINNING PCT. RANK	LAST 10 GAMES	STRENGTH OF SCHEDULE	OPP. STRENGTH OF SCHEDULE	TEAM RPI	ADJ. RPI	CONF. RPI	ADJ CONF. RPI	
DIV. I ONLY		8- 21	279	0- 10	111	85	225	225	8	8	
DIV. I NON-CONF.		6- 4	114	0- 0	205	48	139	139	10	10	
TOTALS		RPI 1-25		RPI 26-50	W-L RECORDS		RPI 51-100		RPI 100+		
8- 21		0- 4		0- 4	OVERALL		1- 1		7- 12		
3- 10		0- 2		0- 2	HOME		0- 1		3- 5		
4- 10		0- 2		0- 2	AWAY		0- 0		4- 6		
1- 1		0- 0		0- 0	NEUTRAL		1- 0		0- 1		
6- 4		0- 2		0- 0	NON-CONFERENCE		1- 0		5- 2		
2- 2		0- 1		0- 0	HOME		0- 0		2- 1		
3- 2		0- 1		0- 0	AWAY		0- 0		3- 1		
1- 0		0- 0		0- 0	NEUTRAL		1- 0		0- 0		
2- 17		0- 2		0- 4	CONFERENCE		0- 1		2- 10		
1- 8		0- 1		0- 2	HOME		0- 1		1- 4		
1- 8		0- 1		0- 2	AWAY		0- 0		1- 5		
0- 1		0- 0		0- 0	NEUTRAL		0- 0		0- 1		
RPI 1-25				RPI 26-50		RPI 51-100		Team's RPI: 225			
RPI S	Opponent	Score	RPI S	Opponent	Score	RPI S	Opponent	Score	RPI S	Opponent	Score
6	A Maryl and	43 99	26	A James Madi son	60 88	51	H Hofstra	55 69	116	A William & Mary	46 47
11	H Georgi a	51 76	26	H James Madi son	38 68	86	N Ri ce	68 58	116	H William & Mary	56 65
20	A Ol d Domi ni on	52 80	29	A Del aware	47 67				116	N William & Mary	69 79
20	H Ol d Domi ni on	49 69	29	H Del aware	58 76				122	H Li berty	56 61
									129	A Flori da Int'l	59 73
									131	A VCU	52 61
									131	H VCU	54 57
									145	A Towson	54 64
									177	H Georgi a St.	57 70
									205	A Drexel	67 70
									231	H Si ena	61 44
									233	A UNC Wi lmi ngton	58 59
									233	H UNC Wi lmi ngton	57 59
									252	A Northeastern	67 61
									252	H Northeastern	68 53
									264	A Howard	80 77
									274	A Ameri can	60 53
									275	A Fordham	59 42
									299	H Brown	73 50
LAST 10 Di v				si on I GAMES:							
116 N William & Mary				69 79		26 A James Madi son				60 88	
205 A Drexel				67 70		51 H Hofstra				55 69	
116 H William & Mary				56 65		29 H Del aware				58 76	
20 A Ol d Domi ni on				52 80		131 H VCU				54 57	
131 A VCU				52 61		233 A UNC Wi lmi ngton				58 59	

Georg Mason

Georg Mason

### Non-Div I Games:

George Mason

Loss, Non-Conf, S Site, H Home A Away N Neutral

George Washington				Through Games of Sunday, March 11, 2007																	
Average RPI Win:		123	WON-LOST RECORD		WINNING PCT. RANK		LAST 10 GAMES		STRENGTH OF SCHEDULE		OPP. STRENGTH OF SCHEDULE		TEAM RPI		ADJ. RPI		CONF. RPI		ADJ CONF. RPI		
Average RPI Loss:		22																			
DIV. I ONLY			26- 3		9		8- 2		51		57		15		16		10		10		
DIV. I NON-CONF.			11- 2		27		2- 1		8		6		5		5		8		8		
TOTALS		RPI 1-25		RPI 26-50		W-L RECORDS		RPI 51-100		RPI 100+											
26- 3		2- 3		4- 0		OVERALL		5- 1		17- 0											
13- 0		0- 0		3- 0		HOME		2- 0		8- 0											
9- 2		0- 2		1- 0		AWAY		1- 0		7- 0											
6- 2		2- 1		0- 0		NEUTRAL		2- 1		2- 0											
11- 2		2- 3		2- 0		NON-CONFERENCE		4- 0		5- 0											
6- 0		0- 0		2- 0		HOME		1- 0		3- 0											
2- 2		0- 2		0- 0		AWAY		1- 0		1- 0											
5- 1		2- 1		0- 0		NEUTRAL		2- 0		1- 0											
15- 1		0- 0		2- 0		CONFERENCE		1- 1		12- 0											
7- 0		0- 0		1- 0		HOME		1- 0		5- 0											
7- 0		0- 0		1- 0		AWAY		0- 0		6- 0											
1- 1		0- 0		0- 0		NEUTRAL		0- 1		1- 0											
RPI 1-25		Team's RPI: 16		RPI 26-50		RPI 51-100		RPI 101+													
RPI S	Opponent		Score		RPI S	Opponent		Score		RPI S	Opponent		Score		RPI S	Opponent		Score			
1	A	Tennessee	62	85	26	H	James Madison	68	56	59	N	TCU	82	77	101	A	Charlotte	64	59		
5	N	North Carolina	56	70	27	A	Xavier	67	55	74	H	St. Joseph's	87	60	122	H	Liberty	74	66		
6	A	Maryland	48	73	31	H	Temple	56	53	74	N	St. Joseph's	55	57	124	N	Arizona	69	65		
11	N	Georgia	66	54	44	H	Auburn	62	51	75	H	Coppin St.	63	53	126	A	Richmond	72	53		
23	N	Texas A&M	59	47						84	A	Stony Brook	68	55	126	H	Richmond	57	50		
										87	N	Boise St.	76	67	134	H	Massachusetts	61	48		
															137	A	La Salle	71	47		
															142	H	Villanova	73	47		
															165	A	San Diego St.	76	42		
															166	H	UMBC	72	58		
															174	H	St. Bonaventure	75	41		
															183	A	St. Louis	64	47		
															209	A	Dayton	70	57		
															209	N	Dayton	61	45		
															245	H	Rhode Island	61	45		
															256	H	Duquesne	76	46		
															275	A	Fordham	77	51		
LAST 10 Division I GAMES:																					
					5	N	North Carolina	56	70	31	H	Temple	56	53							
					23	N	Texas A&M	59	47	74	H	St. Joseph's	87	60							
					87	N	Boise St.	76	67	183	A	St. Louis	64	47							
					74	N	St. Joseph's	55	57	101	A	Charlotte	64	59							
					209	N	Dayton	61	45	174	H	St. Bonaventure	75	41							



Average RPI Win: 106				WON-LOST RECORD		WINNING PCT. RANK		LAST 10 GAMES		STRENGTH OF SCHEDULE		OPP. STRENGTH OF SCHEDULE		TEAM RPI		ADJ. RPI		CONF. RPI		ADJ CONF. RPI	
Average RPI Loss: 8																					
DIV. I ONLY				25- 6		21		8- 2		10		9		11		11		1		1	
DIV. I NON-CONF.				13- 2		24		2- 1		44		52		15		15		1		1	
TOTALS				RPI 1-25		RPI 26-50		W-L RECORDS		RPI 51-100		RPI 100+									
25- 6				5- 7		3- 0		OVERALL		9- 0		10- 0									
11- 2				3- 2		1- 0		HOME		4- 0		3- 0									
10- 2				0- 2		1- 0		AWAY		3- 0		6- 0									
6- 3				2- 3		1- 0		NEUTRAL		2- 0		1- 0									
13- 2				3- 3		1- 0		NON-CONFERENCE		4- 0		7- 0									
5- 1				1- 1		0- 0		HOME		2- 0		2- 0									
5- 0				0- 0		0- 0		AWAY		1- 0		4- 0									
5- 2				2- 2		1- 0		NEUTRAL		1- 0		1- 0									
12- 4				2- 4		2- 0		CONFERENCE		5- 0		3- 0									
6- 1				2- 1		1- 0		HOME		2- 0		1- 0									
5- 2				0- 2		1- 0		AWAY		2- 0		2- 0									
1- 1				0- 1		0- 0		NEUTRAL		1- 0		0- 0									
RPI 1-25				Team's RPI: 11		RPI 26-50		RPI 51-100		RPI 101+											
RPI	S	Opponent	Score	RPI	S	Opponent	Score	RPI	S	Opponent	Score	RPI	S	Opponent	Score						
1	A	Tennessee	57 73	40	H	Mississippi	69 60	52	A	Georgia Tech	79 69	119	A	Alabama	92 51						
1	H	Tennessee	41 52	44	A	Auburn	62 55	55	H	Davidson	74 68	120	A	Florida	77 54						
4	N	Purdue	65 78	45	N	Florida St.	70 65	59	H	TCU	80 58	120	H	Florida	89 57						
8	H	Vanderbilt	83 71					65	H	South Carolina	81 57	126	A	Richmond	72 41						
8	N	Vanderbilt	56 81					77	A	Kentucky	82 72	186	H	N.C. A&T	89 35						
10	H	Stanford	74 69					77	N	Kentucky	72 40	196	A	Ga. Southern	75 71						
12	N	Rutgers	78 69					82	H	Arkansas	69 51	225	A	George Mason	76 51						
13	H	Middle Tenn.	62 70					90	A	Mississippi St.	74 61	291	H	Memphis	95 46						
14	A	LSU	55 57					100	N	Belmont	53 36	299	N	Brown	82 69						
14	H	LSU	53 51									322	A	Savannah St.	75 54						
16	N	George Washington	54 66																		
25	N	Iowa St.	76 56																		
LAST 10 Division I GAMES:																					
		4 N	Purdue	65 78			82	H	Arkansas	69 51											
		25 N	Iowa St.	76 56			44	A	Auburn	62 55											
		100 N	Belmont	53 36			77	A	Kentucky	82 72											
		8 N	Vanderbilt	56 81			65	H	South Carolina	81 57											
		77 N	Kentucky	72 40			119	A	Alabama	92 51											

Non-Div I Games:

Georgia

Average RPI Win: 247		WON-LOST RECORD		WINNING PCT. RANK		LAST 10 GAMES		STRENGTH OF SCHEDULE		OPP. STRENGTH OF SCHEDULE		TEAM RPI		ADJ. RPI		CONF. RPI		ADJ CONF. RPI			
DIV. I ONLY		15- 15		164		3- 7		214		170		174		177		8		8			
DIV. I NON-CONF.		8- 3		63		0- 0		290		324		165		165		10		10			
TOTALS		RPI 1-25		RPI 26-50		W-L RECORDS		RPI 51-100		RPI 100+											
15- 15		0- 2		0- 2		OVERALL		0- 3		15- 8											
8- 5		0- 1		0- 1		HOME		0- 1		8- 2											
5- 9		0- 1		0- 1		AWAY		0- 2		5- 5											
2- 1		0- 0		0- 0		NEUTRAL		0- 0		2- 1											
8- 3		0- 0		0- 0		NON-CONFERENCE		0- 1		8- 2											
4- 0		0- 0		0- 0		HOME		0- 0		4- 0											
2- 3		0- 0		0- 0		AWAY		0- 1		2- 2											
2- 0		0- 0		0- 0		NEUTRAL		0- 0		2- 0											
7- 12		0- 2		0- 2		CONFERENCE		0- 2		7- 6											
4- 5		0- 1		0- 1		HOME		0- 1		4- 2											
3- 6		0- 1		0- 1		AWAY		0- 1		3- 3											
0- 1		0- 0		0- 0		NEUTRAL		0- 0		0- 1											
RPI 1-25		RPI 26-50		RPI 51-100		RPI 101+ Team's RPI: 177															
RPI S	Opponent	Score	RPI S	Opponent	Score	RPI S	Opponent	Score	RPI S	Opponent	Score										
20	A Old Domi ni on	54 75	26	H James Madi son	61 84	51	A Hofstra	48 66	116	A William & Mary	53 55										
20	H Ol d Domi ni on	70 80	29	A Del aware	66 85	51	H Hofstra	74 86	116	H William & Mary	76 77										
						52	A Georgi a Tech	41 83	131	A VCU	67 78										
									131	H VCU	64 75										
									144	A Mi ami (Fl a. )	60 68										
									145	A Towson	87 81										
									145	H Towson	89 43										
									178	A Hampton	55 62										
									199	H Samford	58 54										
									202	H Tenn. -Martin	58 50										
									205	H Drexel	78 67										
									205	N Drexel	62 73										
									225	A George Mason	70 57										
									233	A UNC Wi lmi ngton	78 76										
									233	H UNC Wi lmi ngton	61 57										
									252	A Northeastern	42 64										
									252	H Northeastern	76 51										
									267	N Fl ori da A&M	66 63										
									301	A Jacksonville St.	78 67										
									322	H Savannah St.	90 46										
									324	N North Fl a.	76 41										
									326	A Norfol k St.	91 70										
									329	H Mi ssi ssi ppi Val .	82 58										
LAST 10 Div sion I GAMES:																					
205 N Drexel			62 73	252 A Northeastern			42 64														
20 H Ol d Domi ni on			70 80	145 H Towson			89 43														
131 A VCU			67 78	233 H UNC Wi lmi ngton			61 57														
116 A William & Mary			53 55	29 A Del aware			66 85														
51 H Hofstra			74 86	145 A Towson			87 81														

Non-Div I Games:

Georgia St.



Georgia Tech												
Average RPI Win:	171	WON-LOST	WINNING	LAST 10	STRENGTH OF		OPP. STRENGTH	TEAM	ADJ.	CONF.	ADJ CONF.	
Average RPI Loss:	30	RECORD	PCT. RANK	GAMES	SCHEDULE		OF SCHEDULE	RPI	RPI	RPI	RPI	
DIV. I ONLY		20- 11	77	7- 3	50		62	49	52	3	3	
DIV. I NON-CONF.		10- 5	82	2- 1	125		224	91	96	3	3	
-----												
TOTALS		RPI 1-25		RPI 26-50	W-L RECORDS		RPI 51-100		RPI 100+			
20- 11		2- 7		1- 2	OVERALL		1- 3		17- 0			
13- 3		2- 2		1- 0	HOME		0- 1		10- 0			
6- 6		0- 2		0- 2	AWAY		0- 2		6- 0			
2- 3		0- 3		0- 0	NEUTRAL		1- 0		1- 0			
10- 5		0- 3		0- 1	NON-CONFERENCE		1- 2		10- 0			
7- 2		0- 1		0- 0	HOME		0- 1		7- 0			
3- 2		0- 0		0- 1	AWAY		0- 1		3- 0			
1- 2		0- 2		0- 0	NEUTRAL		1- 0		0- 0			
10- 6		2- 4		1- 1	CONFERENCE		0- 1		7- 0			
6- 1		2- 1		1- 0	HOME		0- 0		3- 0			
3- 4		0- 2		0- 1	AWAY		0- 1		3- 0			
1- 1		0- 1		0- 0	NEUTRAL		0- 0		1- 0			
-----												
RPI 1-25		RPI 26-50		RPI 51-100		Team's RPI : 52		RPI 101+				
RPI S	Opponent	Score	RPI S	Opponent	Score	RPI S	Opponent	Score	RPI	S	Opponent	Score
2	A Duke	51 83	31	A Temple	62 76	58	A Vi rgi ni a Tech	68 73	105	H	Boston Col lege	60 49
4	N Purdue	63 76	45	A Fl ori da St.	52 63	60	N DePaul	55 54	136	A	Cl emson	63 57
5	A North Carol ina	31 78	48	H Vi rgi ni a	73 49	90	H Mi ssi ssi ppi St.	56 62	136	H	Cl emson	62 59
5	H North Carol ina	57 69				98	A San Di ego	59 62	144	A	Mi ami (Fl a.)	66 45
6	H Maryl and	77 72							144	H	Mi ami (Fl a.)	52 37
6	N Maryl and	59 75							144	N	Mi ami (Fl a.)	66 52
8	N Vanderbi lt	55 72							158	A	Northwestern	82 68
11	H Georgi a	69 79							177	H	Georgi a St.	83 41
22	H North Carol ina St.	69 62							180	A	Wake Forest	58 45
									189	H	Jacksonvi lle	79 57
									200	A	Appal achi an St.	79 53
									257	H	Al corn St.	76 54
									279	A	Col . of Charleston	82 50
									283	H	Kennesaw St.	81 43
									289	H	Longwood	75 46
									304	H	Wi nston-Sal em	75 43
									327	H	Mercer	87 48
-----												
LAST 10 Di v i s i o n I GAMES:												
4 N Purdue		63 76	48 H Vi rgi ni a		73 49	45 A Fl ori da St.		52 63				
60 N DePaul		55 54	136 H Cl emson		62 59							
6 N Maryl and		59 75	144 A Mi ami (Fl a.)		66 45							
144 N Mi ami (Fl a.)		66 52	22 H North Carol ina St.		69 62							
289 H Longwood		75 46										

### Non-Div l Games:

Georgi a Tech

Loss, Non-Conf, S Site, H Home A Away N Neutral

Average RPI Win: 185

Average RPI Loss: 47

WON-LOST  
RECORDWINNING  
PCT. RANKLAST 10  
GAMESSTRENGTH OF  
SCHEDULEOPP. STRENGTH  
OF SCHEDULETEAM  
RPIADJ.  
RPICONF.  
RPIADJ CONF.  
RPI

DIV. I ONLY

23- 9

51

9- 1

72

108

46

46

12

12

DIV. I NON-CONF.

7- 8

172

0- 1

38

60

95

92

12

12

TOTALS

RPI 1-25

RPI 26-50

W-L RECORDS

RPI 51-100

RPI 100+

23- 9

0- 5

0- 1

OVERALL

6- 2

17- 2

11- 3

0- 1

0- 0

HOME

3- 1

8- 1

9- 5

0- 2

0- 1

AWAY

2- 1

7- 1

3- 2

0- 2

0- 0

NEUTRAL

1- 0

2- 0

7- 8

0- 5

0- 1

NON-CONFERENCE

1- 2

6- 1

4- 2

0- 1

0- 0

HOME

1- 1

3- 0

2- 5

0- 2

0- 1

AWAY

0- 1

2- 1

1- 2

0- 2

0- 0

NEUTRAL

0- 0

1- 0

16- 1

0- 0

0- 0

CONFERENCE

5- 0

11- 1

7- 1

0- 0

0- 0

HOME

2- 0

5- 1

7- 0

0- 0

0- 0

AWAY

2- 0

5- 0

2- 0

0- 0

0- 0

NEUTRAL

1- 0

1- 0

RPI 1-25

RPI	S	Opponent	Score
4	A	Purdue	44 69
5	N	North Carolina	63 101
13	N	Middle Tenn.	46 85
15	H	Arizona St.	66 81
17	A	Marquette	60 74

RPI 26-50

Team's RPI: 46

RPI	S	Opponent	Score
42	A	Washington	61 75

RPI 51-100

RPI	S	Opponent	Score
54	A	Montana	78 88
55	H	Davidson	69 77
83	H	Utah	57 45
91	A	Loyola Marymount	60 56
91	H	Loyola Marymount	66 56
91	N	Loyola Marymount	64 47
98	A	San Diego	87 82
98	H	San Diego	71 58

RPI 101+

RPI	S	Opponent	Score
103	N	UCLA	62 57
132	A	Pepperdine	58 35
132	H	Pepperdine	56 70
135	A	Hawaii	57 68
171	A	Santa Clara	79 68
171	H	Santa Clara	78 73
188	A	St. Mary's (Cal.)	78 68
188	H	St. Mary's (Cal.)	85 49
207	A	San Francisco	58 53
207	H	San Francisco	57 37
207	N	San Francisco	59 38
243	H	Montana St.	81 53
248	A	Portland St.	76 59
258	A	Portland	88 58
258	H	Portland	61 48
258	H	Portland	68 55
260	H	UC Davis	73 70
287	A	Eastern Wash.	103 102
328	H	Sacramento St.	84 43

LAST 10 Division I GAMES:

13	N	Middle Tenn.	46 85
91	N	Loyola Marymount	64 47
207	N	San Francisco	59 38
258	H	Portland	68 55
207	H	San Francisco	57 37
98	H	San Diego	71 58
258	A	Portland	88 58
171	A	Santa Clara	79 68
188	A	St. Mary's (Cal.)	78 68
91	H	Loyola Marymount	66 56

Average RPI Win: 287		WON-LOST	WINNING	LAST 10	STRENGTH OF	OPP. STRENGTH	TEAM	ADJ.	CONF.	ADJ CONF.
Average RPI Loss: 231		RECORD	PCT. RANK	GAMES	SCHEDULE	OF SCHEDULE	RPI	RPI	RPI	RPI
DIV. I ONLY	9- 19	254	3- 7	324	335	310	312	32	32	
DIV. I NON-CONF.	1- 7	317	0- 0	307	275	330	328	32	32	
TOTALS	RPI 1-25	RPI 26-50	W-L RECORDS	RPI 51-100	RPI 100+					
9- 19	0- 0	0- 0	OVERALL	0- 1	9- 18					
5- 5	0- 0	0- 0	HOME	0- 0	5- 5					
3- 10	0- 0	0- 0	AWAY	0- 1	3- 9					
1- 4	0- 0	0- 0	NEUTRAL	0- 0	1- 4					
1- 7	0- 0	0- 0	NON-CONFERENCE	0- 1	1- 6					
1- 0	0- 0	0- 0	HOME	0- 0	1- 0					
0- 4	0- 0	0- 0	AWAY	0- 1	0- 3					
0- 3	0- 0	0- 0	NEUTRAL	0- 0	0- 3					
8- 12	0- 0	0- 0	CONFERENCE	0- 0	8- 12					
4- 5	0- 0	0- 0	HOME	0- 0	4- 5					
3- 6	0- 0	0- 0	AWAY	0- 0	3- 6					
1- 1	0- 0	0- 0	NEUTRAL	0- 0	1- 1					
RPI S	RPI 1-25 Opponent Score	RPI S	RPI 26-50 Opponent Score	RPI S	RPI 51-100 Opponent Score	RPI S	RPI 101+ Opponent Score	Team's RPI: 312		
				90 A	Mi ssi ssi ppi St. 63 72	130 N	Loui si ana Tech 50 70			
						178 A	Hampton 57 68			
						193 A	Southern Mi ss. 64 87			
						197 A	Jackson St. 59 74			
						197 H	Jackson St. 68 61			
						203 N	Morehead St. 52 75			
						206 A	Prai ri e View 53 71			
						206 H	Prai ri e View 64 80			
						206 N	Prai ri e View 55 77			
						236 A	Al abama A&M 75 81			
						236 H	Al abama A&M 61 68			
						236 N	Al abama A&M 68 62			
						247 A	Ark. -Pi ne Bl uff 54 67			
						247 H	Ark. -Pi ne Bl uff 78 71			
						257 A	Al corn St. 68 59			
						257 H	Al corn St. 45 48			
						265 N	New Or leans 73 85			
						292 A	Chi cago St. 55 82			
						294 A	Al abama St. 78 82			
						294 H	Al abama St. 65 73			
						325 A	Southern U. 53 56			
						325 H	Southern U. 65 54			
						329 A	Mi ssi ssi ppi Val . 66 59			
						329 H	Mi ssi ssi ppi Val . 78 71			
						330 A	Texas Southern 53 44			
						330 H	Texas Southern 54 57			
						334 H	McNeese St. 71 59			
LAST 10 Div sion I GAMES:										
				206 N	Prai ri e View 55 77	247 A	Ark. -Pi ne Bl uff 54 67			
				236 N	Al abama A&M 68 62	197 A	Jackson St. 59 74			
				294 H	Al abama St. 65 73	330 H	Texas Southern 54 57			
				236 H	Al abama A&M 61 68	206 H	Prai ri e View 64 80			
				329 A	Mi ssi ssi ppi Val . 66 59	257 A	Al corn St. 68 59			

Non-Div I Games: Fort Valley St. 77 64 Tuskegee 75 62 Texas Col. 92 71

Grambling

Average RPI Win: 267		WON-LOST	WINNING	LAST 10	STRENGTH OF	OPP. STRENGTH	TEAM	ADJ.	CONF.	ADJ CONF.
Average RPI Loss: 149		RECORD	PCT. RANK	GAMES	SCHEDULE	OF SCHEDULE	RPI	RPI	RPI	RPI
DIV. I ONLY	15- 13	147	6- 4	213	313	180	178	26	26	
DIV. I NON-CONF.	4- 5	197	0- 0	75	235	147	142	29	29	
TOTALS	RPI 1-25	RPI 26-50	W-L RECORDS	RPI 51-100	RPI 100+					
15- 13	0- 0	0- 1	OVERALL	0- 3	15- 9					
9- 5	0- 0	0- 1	HOME	0- 2	9- 2					
5- 7	0- 0	0- 0	AWAY	0- 1	5- 6					
1- 1	0- 0	0- 0	NEUTRAL	0- 0	1- 1					
4- 5	0- 0	0- 1	NON-CONFERENCE	0- 1	4- 3					
3- 2	0- 0	0- 1	HOME	0- 1	3- 0					
0- 3	0- 0	0- 0	AWAY	0- 0	0- 3					
1- 0	0- 0	0- 0	NEUTRAL	0- 0	1- 0					
11- 8	0- 0	0- 0	CONFERENCE	0- 2	11- 6					
6- 3	0- 0	0- 0	HOME	0- 1	6- 2					
5- 4	0- 0	0- 0	AWAY	0- 1	5- 3					
0- 1	0- 0	0- 0	NEUTRAL	0- 0	0- 1					
RPI S	RPI 1-25	Score	RPI S	RPI 26-50	Score	RPI S	RPI 51-100	Score	RPI S	RPI 101+ Team's RPI: 178
	Opponent			Opponent			Opponent			Score
26	H James Madison	45 54	64	H La.-Lafayette	44 57	102	A UAB	47 66		
			75	A Coppin St.	45 68	128	A Bucknell	77 85		
			75	H Coppin St.	56 63	139	A Radford	54 62		
						160	A Delaware St.	58 52		
						160	H Delaware St.	61 57		
						175	H North Texas	65 64		
						177	H Georgia St.	62 55		
						186	A N. C. A&T	69 91		
						186	H N. C. A&T	63 73		
						211	A Morgan St.	51 61		
						211	H Morgan St.	61 65		
						211	N Morgan St.	59 63		
						264	A Howard	78 66		
						267	A Florida A&M	70 60		
						267	H Florida A&M	81 64		
						286	H Md.-East. Shore	76 41		
						294	N Alabama St.	74 67		
						312	H Grambling	68 57		
						320	A South Carolina St.	71 66		
						320	H South Carolina St.	63 54		
						326	A Norfolk St.	66 70		
						326	H Norfolk St.	60 58		
						335	A Bethune-Cookman	67 40		
						335	H Bethune-Cookman	62 48		
			LAST 10 Division I GAMES:							
			211	N Morgan St.	59 63	160	H Delaware St.	61 57		
			286	H Md.-East. Shore	76 41	75	A Coppin St.	45 68		
			186	H N. C. A&T	63 73	211	A Morgan St.	51 61		
			320	H South Carolina St.	63 54	267	H Florida A&M	81 64		
			326	H Norfolk St.	60 58	335	H Bethune-Cookman	62 48		

Hampton

Non-Div I Games:

Hampton

■ Loss, 
 ■ Non-Conf, S Site, 
 ■ Home 
 ■ Away 
 N Neutral

Average RPI Win: 178

Average RPI Loss: 85

WON-LOST  
RECORDWINNING  
PCT. RANKLAST 10  
GAMESSTRENGTH OF  
SCHEDULEOPP. STRENGTH  
OF SCHEDULETEAM  
RPIADJ.  
RPICONF.  
RPIADJ CONF.  
RPI

DIV. I ONLY

24- 8

40

8- 2

93

123

47

47

16

16

DIV. I NON-CONF.

7- 6

137

1- 1

24

29

59

58

16

16

TOTALS

RPI 1-25

RPI 26-50

W-L RECORDS

RPI 51-100

RPI 100+

24- 8

0- 3

1- 0

OVERALL

3- 3

21- 3

11- 1

0- 0

1- 0

HOME

1- 1

10- 0

12- 6

0- 3

0- 0

AWAY

2- 2

10- 2

1- 1

0- 0

0- 0

NEUTRAL

0- 0

1- 1

7- 6

0- 3

1- 0

NON-CONFERENCE

1- 3

6- 1

4- 1

0- 0

1- 0

HOME

0- 1

3- 0

4- 6

0- 3

0- 0

AWAY

1- 2

3- 1

0- 0

0- 0

0- 0

NEUTRAL

0- 0

0- 0

17- 2

0- 0

0- 0

CONFERENCE

2- 0

15- 2

8- 0

0- 0

0- 0

HOME

1- 0

7- 0

8- 1

0- 0

0- 0

AWAY

1- 0

7- 1

1- 1

0- 0

0- 0

NEUTRAL

0- 0

1- 1

RPI 1-25

RPI 26-50

Team's RPI: 47

RPI 51-100

RPI 101+

RPI	S	Opponent	Score
3	A	Connecticut	36 62
4	A	Purdue	51 83
19	A	Michigan St.	45 58

RPI	S	Opponent	Score
38	H	Brigham Young	60 43

RPI	S	Opponent	Score
51	A	Hofstra	54 70
65	A	South Carolina	40 81
66	H	Seton Hall	53 59
74	A	St. Joseph's	62 52
84	A	Stony Brook	61 54
84	H	Stony Brook	65 47

RPI	S	Opponent	Score
128	H	Bucknell	70 54
134	H	Massachusetts	68 45
146	A	St. John's (N. Y.)	58 46
148	A	Loyola (Md.)	65 49
150	A	Vermont	64 66
150	H	Vermont	56 42
157	A	Boston U.	57 42
157	H	Boston U.	64 60
166	A	UMBC	60 56
166	H	UMBC	58 45
166	N	UMBC	46 48
168	A	Maine	66 50
168	H	Maine	58 40
190	H	Dartmouth	62 45
228	A	Binghamton	73 66
228	A	Binghamton	56 46
228	H	Binghamton	71 64
239	A	Manhattan	57 61
251	A	Albany (N. Y.)	60 42
251	H	Albany (N. Y.)	60 54
251	N	Albany (N. Y.)	60 50
284	A	New Hampshire	54 45
284	H	New Hampshire	48 47
290	A	Columbia	76 37

LAST 10 Division I GAMES:

65	A	South Carolina	40 81	166	A	UMBC	60 56
128	H	Bucknell	70 54	168	H	Maine	58 40
166	N	UMBC	46 48	228	A	Binghamton	73 66
228	A	Binghamton	56 46	157	H	Boston U.	64 60
251	N	Albany (N. Y.)	60 50	251	H	Albany (N. Y.)	60 54

Hartford

Hartford

Non-Div I Games:

Hartford

Loss, 
 Non-Conf, S Site, 
 H Home
A Away 
 N Neutral

Average RPI Win: 252		WON-LOST RECORD		WINNING PCT. RANK		LAST 10 GAMES		STRENGTH OF SCHEDULE		OPP. STRENGTH OF SCHEDULE		TEAM RPI		ADJ. RPI		CONF. RPI		ADJ CONF. RPI	
DIV. I ONLY		15- 12		138		9- 1		243		240		169		167		27		27	
DIV. I NON-CONF.		2- 11		304		0- 1		141		109		270		269		25		25	
TOTALS		RPI 1-25		RPI 26-50		W-L RECORDS		RPI 51-100		RPI 100+									
15- 12		0- 1		0- 2		OVERALL		0- 3		15- 7									
7- 4		0- 0		0- 1		HOME		0- 1		7- 2									
7- 6		0- 0		0- 1		AWAY		0- 1		7- 4									
1- 3		0- 1		0- 0		NEUTRAL		0- 1		1- 1									
2- 11		0- 1		0- 2		NON-CONFERENCE		0- 3		2- 6									
0- 4		0- 0		0- 1		HOME		0- 1		0- 2									
1- 5		0- 0		0- 1		AWAY		0- 1		1- 3									
1- 3		0- 1		0- 0		NEUTRAL		0- 1		1- 1									
13- 1		0- 0		0- 0		CONFERENCE		0- 0		13- 1									
7- 0		0- 0		0- 0		HOME		0- 0		7- 0									
6- 1		0- 0		0- 0		AWAY		0- 0		6- 1									
0- 0		0- 0		0- 0		NEUTRAL		0- 0		0- 0									
RPI 1-25		RPI 26-50		RPI 51-100		RPI 101+		Team's RPI: 167											
RPI S	Opponent	Score	RPI S	Opponent	Score	RPI S	Opponent	Score	RPI S	Opponent	Score								
6 N	Maryl and	65 89	28 A	Cal i forni a	54 96	53 H	Mari st	68 74	105 A	Boston Col lege	68 58								
			38 H	Bri gham Young	51 66	78 A	Wi sconsi n	66 86	155 H	Qui nni pi ac	74 82								
						95 N	East Caro.	71 80	157 A	Boston U.	63 77								
									159 A	Provi dence	67 78								
									190 A	Dartmouth	71 68								
									190 H	Dartmouth	72 54								
									221 A	Fai rfi el d	57 73								
									226 N	Hol y Cross	57 69								
									237 A	Penn	66 59								
									237 H	Penn	87 74								
									240 A	Yal e	53 61								
									240 H	Yal e	68 58								
									252 H	Northeastern	77 87								
									269 A	Pri nceton	66 51								
									269 H	Pri nceton	80 57								
									273 A	Cornel l	71 57								
									273 H	Cornel l	64 48								
									290 A	Col umbi a	65 36								
									290 H	Col umbi a	72 65								
									299 A	Brown	73 42								
									299 H	Brown	67 41								
									314 N	San Jose St.	83 62								
LAST 10 Div sion I GAMES:																			
			6 N	Maryl and	65 89		237 A	Penn	66 59										
			190 H	Dartmouth	72 54		240 H	Yal e	68 58										
			290 H	Col umbi a	72 65		299 H	Brown	67 41										
			273 H	Cornel l	64 48		237 H	Penn	87 74										
			269 A	Pri nceton	66 51		269 H	Pri nceton	80 57										

Average RPI Win: 189		WON-LOST RECORD		WINNING PCT. RANK		LAST 10 GAMES		STRENGTH OF SCHEDULE		OPP. STRENGTH OF SCHEDULE		TEAM RPI		ADJ. RPI		CONF. RPI		ADJ CONF. RPI	
DIV. I ONLY		15- 14		157		8- 2		117		156		137		135		17		17	
DIV. I NON-CONF.		6- 6		151		0- 0		33		22		76		74		17		17	
TOTALS		RPI 1-25		RPI 26-50		W-L RECORDS		RPI 51-100		RPI 100+									
15- 14		0- 1		1- 1		OVERALL		1- 6		13- 6									
10- 7		0- 1		1- 1		HOME		1- 3		8- 2									
5- 6		0- 0		0- 0		AWAY		0- 3		5- 3									
0- 1		0- 0		0- 0		NEUTRAL		0- 0		0- 1									
6- 6		0- 1		1- 1		NON-CONFERENCE		1- 4		4- 0									
5- 4		0- 1		1- 1		HOME		1- 2		3- 0									
1- 2		0- 0		0- 0		AWAY		0- 2		1- 0									
0- 0		0- 0		0- 0		NEUTRAL		0- 0		0- 0									
9- 8		0- 0		0- 0		CONFERENCE		0- 2		9- 6									
5- 3		0- 0		0- 0		HOME		0- 1		5- 2									
4- 4		0- 0		0- 0		AWAY		0- 1		4- 3									
0- 1		0- 0		0- 0		NEUTRAL		0- 0		0- 1									
RPI 1-25		RPI 26-50		RPI 51-100		RPI 101+		Team's RPI: 135											
RPI S	Opponent	Score		RPI S	Opponent	Score		RPI S	Opponent	Score		RPI S	Opponent	Score					
7	H Okl ahoma	56 76		35	H Chattanooga	62 65		56	H Texas Tech	57 54		121	A Fresno St.	69 75					
				46	H Gonzaga	68 57		63	H Okl ahoma St.	64 78		121	H Fresno St.	79 65					
								67	A Southern Cal i forni a	52 72		121	N Fresno St.	47 72					
								82	H Arkansas	56 70		130	A Loui si ana Tech	60 59					
								87	A Boi se St.	56 66		130	H Loui si ana Tech	53 64					
								87	H Boi se St.	53 62		133	H Evansvi lle	71 68					
								91	A Loyol a Marymount	69 79		149	H Georgetown	69 58					
												173	A Nevada	59 69					
												173	H Nevada	74 72					
												207	H San Franci sco	70 49					
												214	A Cal St. Northridge	72 61					
												216	A New Mexi co St.	57 46					
												216	H New Mexi co St.	51 58					
												232	A Utah St.	62 57					
												232	H Utah St.	79 63					
												308	A Idaho	64 43					
												308	H Idaho	71 61					
												314	A San Jose St.	56 57					
												314	H San Jose St.	64 53					
LAST 10 Div				sion I GAMES:															
121 N Fresno St.				47 72				121 H Fresno St.				79 65							
87 A Boi se St.				56 66				130 A Loui si ana Tech				60 59							
308 A Idaho				64 43				216 A New Mexi co St.				57 46							
314 H San Jose St.				64 53				173 H Nevada				74 72							
232 H Utah St.				79 63				232 A Utah St.				62 57							

Hawai i

Non-Di v I Games:

Hawai i

Loss, 
Non-Conf, S Site, 
H Home
A Away 
N Neutral

Average RPI Win: 239		WON-LOST RECORD		WINNING PCT. RANK		LAST 10 GAMES		STRENGTH OF SCHEDULE		OPP. STRENGTH OF SCHEDULE		TEAM RPI		ADJ. RPI		CONF. RPI		ADJ CONF. RPI			
DIV. I ONLY		18- 11		87		6- 4		250		204		150		151		21		21			
DIV. I NON-CONF.		7- 7		151		0- 1		192		144		172		174		22		22			
TOTALS		RPI 1-25		RPI 26-50		W-L RECORDS		RPI 51-100		RPI 100+											
18- 11		0- 1		0- 1		OVERALL		0- 3		18- 7											
11- 1		0- 0		0- 0		HOME		0- 1		11- 0											
6- 8		0- 1		0- 1		AWAY		0- 2		6- 5											
1- 2		0- 0		0- 0		NEUTRAL		0- 0		1- 2											
7- 7		0- 1		0- 1		NON-CONFERENCE		0- 3		7- 3											
4- 1		0- 0		0- 0		HOME		0- 1		4- 0											
2- 6		0- 1		0- 1		AWAY		0- 2		2- 2											
1- 1		0- 0		0- 0		NEUTRAL		0- 0		1- 1											
11- 4		0- 0		0- 0		CONFERENCE		0- 0		11- 4											
7- 0		0- 0		0- 0		HOME		0- 0		7- 0											
4- 3		0- 0		0- 0		AWAY		0- 0		4- 3											
0- 1		0- 0		0- 0		NEUTRAL		0- 0		0- 1											
RPI 1-25		RPI 26-50		RPI 51-100		RPI 101+ Team's RPI: 151															
RPI S	Opponent	Score		RPI S	Opponent	Score		RPI S	Opponent	Score		RPI S	Opponent	Score							
22	A North Carolina St.	48 78		45	A Florida St.	39 67		55	H Davidson	63 81		101	A Charlotte	45 72							
								65	A South Carolina	49 87		109	N Ohio	70 82							
								85	A UNC Greensboro	53 63		116	H William & Mary	74 62							
												122	A Liberty	67 61							
												122	H Liberty	64 62							
												139	A Radford	55 71							
												139	H Radford	57 55							
												141	A UNC Asheville	69 72							
												141	H UNC Asheville	59 53							
												180	A Wake Forest	48 62							
												201	A Coastal Caro.	57 66							
												201	H Coastal Caro.	65 52							
												233	H UNC Wi l m i n g t o n	63 49							
												242	A El o n	54 51							
												266	H Gardner-Webb	73 44							
												289	H Longwood	59 41							
												293	A Wi n t h r o p	74 63							
												293	H Wi n t h r o p	57 49							
												293	N Wi n t h r o p	50 57							
												298	A Charleston So.	63 51							
												298	H Charleston So.	64 58							
												309	A Campbell I	89 74							
												309	N Campbell I	70 53							
												311	A Bi r m i n g h a m - S o .	70 60							
												311	H Bi r m i n g h a m - S o .	60 52							
LAST 10 Division I GAMES:				LAST 10 Division I GAMES:				LAST 10 Division I GAMES:				LAST 10 Division I GAMES:									

# High Point

High Point

### Non-Div I Games:

## High Point

Loss, Non-Conf, S Site, H Home A Away N Neutral





[illegible]

# H O L Y C R O S S

H  
O  
L  
Y  
C  
R  
O  
S  
S

### Non-Div I Games:

Hol y Cross

Loss, Non-Conf, S Site, H Home A Away N Neutral

RPI	S	Opponent	Score
321	N	Lafayette	64 49

H  
o  
l  
y  
C  
r  
o  
s  
s

H  
o  
l  
y  
C  
r  
o  
s  
s

Holy Cross

Average RPI Win: 156  
Average RPI Loss: 95

WON-LOST  
RECORD

WINNING  
PCT. RANK

LAST 10  
GAMES

STRENGTH OF  
SCHEDULE

OPP. STRENGTH  
OF SCHEDULE

TEAM  
RPI

ADJ.  
RPI

CONF.  
RPI

ADJ CONF.  
RPI

DIV. I ONLY  
DIV. I NON-CONF.

8- 19  
2- 7

269  
286

2- 8  
0- 0

46  
15

90  
11

166  
150

163  
147

13  
11

13  
11

TOTALS

RPI 1-25

RPI 26-50

W-L RECORDS

RPI 51-100

RPI 100+

8- 19 0- 2

0- 1

OVERALL

2- 9

6- 7

6- 5 0- 1

0- 0

HOME

2- 3

4- 1

0- 13 0- 1

0- 1

AWAY

0- 5

0- 6

2- 1 0- 0

0- 0

NEUTRAL

0- 1

2- 0

2- 7 0- 2

0- 1

NON-CONFERENCE

0- 3

2- 1

1- 2 0- 1

0- 0

HOME

0- 1

1- 0

0- 5 0- 1

0- 1

AWAY

0- 2

0- 1

1- 0 0- 0

0- 0

NEUTRAL

0- 0

1- 0

6- 12 0- 0

0- 0

CONFERENCE

2- 6

4- 6

5- 3 0- 0

0- 0

HOME

2- 2

3- 1

0- 8 0- 0

0- 0

AWAY

0- 3

0- 5

1- 1 0- 0

0- 0

NEUTRAL

0- 1

1- 0

RPI 1-25

RPI S Opponent Score  
2 A Duke 35 81  
19 H Michigan St. 55 68

RPI 26-50

RPI S Opponent Score  
39 A West Virginia 47 73

RPI 51-100

RPI S Opponent Score  
56 H Texas Tech 51 69  
59 A TCU 46 57  
67 A Southern Cal i forni a 42 65  
69 A Tul ane 61 83  
69 H Tul ane 56 71  
69 N Tul ane 55 62  
86 A Ri ce 56 70  
86 H Ri ce 91 86  
92 A UTEP 70 87  
92 H UTEP 61 69  
95 H East Caro. 82 77

RPI 101+

Team's RPI: 163

RPI S Opponent Score  
101 A Charlotte 58 81  
102 H UAB 63 84  
107 A SMU 50 61  
107 H SMU 81 65  
144 H Mi ami (Fl a.) 82 73  
154 A Tul sa 73 81  
154 H Tul sa 70 54  
162 A Marshal l 41 57  
162 N Marshal l 71 58  
193 A Southern Mi ss. 51 63  
206 N Prai rie Vi ew 96 90  
271 A UCF 73 78  
291 H Memphi s 86 73

LAST 10 Div sion I GAMES:

69 N Tul ane 55 62 154 A Tul sa 73 81  
162 N Marshal l 71 58 193 A Southern Mi ss. 51 63  
102 H UAB 63 84 271 A UCF 73 78  
291 H Memphi s 86 73 92 H UTEP 61 69  
107 A SMU 50 61 69 H Tul ane 56 71

H  
o  
u  
s  
t  
o  
n

H  
o  
u  
s  
t  
o  
n

Non-Div I Games: Cal St. Bakersfi 78 66

Houston

Loss, Non-Conf, S Site, H Home A Away N Neutral



Average RPI Win: 250		WON-LOST RECORD		WINNING PCT. RANK		LAST 10 GAMES		STRENGTH OF SCHEDULE		OPP. STRENGTH OF SCHEDULE		TEAM RPI		ADJ. RPI		CONF. RPI		ADJ CONF. RPI	
DIV. I ONLY		10- 16		227		3- 7		154		226		221		222		31		31	
DIV. I NON-CONF.		5- 10		243		0- 1		90		218		195		198		28		28	
TOTALS		RPI 1-25		RPI 26-50		W-L RECORDS		RPI 51-100		RPI 100+									
10- 16		0- 0		0- 3		OVERALL		0- 3		10- 10									
5- 7		0- 0		0- 1		HOME		0- 1		5- 5									
3- 9		0- 0		0- 2		AWAY		0- 2		3- 5									
2- 0		0- 0		0- 0		NEUTRAL		0- 0		2- 0									
5- 10		0- 0		0- 1		NON-CONFERENCE		0- 3		5- 6									
2- 5		0- 0		0- 0		HOME		0- 1		2- 4									
2- 5		0- 0		0- 1		AWAY		0- 2		2- 2									
1- 0		0- 0		0- 0		NEUTRAL		0- 0		1- 0									
5- 6		0- 0		0- 2		CONFERENCE		0- 0		5- 4									
3- 2		0- 0		0- 1		HOME		0- 0		3- 1									
1- 4		0- 0		0- 1		AWAY		0- 0		1- 3									
1- 0		0- 0		0- 0		NEUTRAL		0- 0		1- 0									
RPI 1-25		RPI 26-50		RPI 51-100		RPI 101+		Team's RPI: 222											
RPI S	Opponent	Score	RPI S	Opponent	Score	RPI S	Opponent	Score	RPI S	Opponent	Score								
41	A Ball St.	62 73	57	H Indi ana	68 69	112	H Northern Ill.	55 77											
49	A South Dakota St.	51 103	76	A Illi noi s	47 74	117	A UNI	57 76											
49	H South Dakota St.	58 70	100	A Bel mont	74 79	138	A North Dakota St.	72 89											
						138	H North Dakota St.	80 85											
						141	A UNC Asheville	69 73											
						169	H Butler	82 75											
						172	H Val parai so	67 75											
						184	H Tol edo	66 55											
						198	A Utah Valley St.	71 74											
						198	H Utah Valley St.	82 70											
						201	N Coastal Caro.	60 49											
						202	H Tenn. -Martin	59 71											
						224	H Central Mi ch.	56 70											
						246	A IUPUI	59 50											
						261	A Tex. -Pan American	47 68											
						261	H Tex. -Pan American	58 41											
						283	N Kennesaw St.	77 74											
						293	A Wi nthrop	65 54											
						333	A NJIT	81 70											
						333	H NJIT	58 43											
LAST 10 Division I GAMES:																			
138	H North Dakota St.	80 85	202	H Tenn. -Martin	59 71														
49	H South Dakota St.	58 70	49	A South Dakota St.	51 103														
261	A Tex. -Pan American	47 68	138	A North Dakota St.	72 89														
198	A Utah Valley St.	71 74	198	H Utah Valley St.	82 70														
333	H NJIT	58 43	261	H Tex. -Pan American	58 41														

Non-Div I Games: Saginaw Valley 65 67 Ind. -South Bend 79 46 Marygrove 81 55

IPFW

Loss, Non-Conf, S Site, H Home A Away N Neutral

TOTALS	RPI 1-25	RPI 26-50	W-L RECORDS	RPI 51-100	RPI 100+
14- 16	0- 0	0- 2	OVERALL	0- 0	14- 14
8- 5	0- 0	0- 0	HOME	0- 0	8- 5
5- 10	0- 0	0- 2	AWAY	0- 0	5- 8
1- 1	0- 0	0- 0	NEUTRAL	0- 0	1- 1
6- 8	0- 0	0- 2	NON-CONFERENCE	0- 0	6- 6
4- 2	0- 0	0- 0	HOME	0- 0	4- 2
2- 6	0- 0	0- 2	AWAY	0- 0	2- 4
0- 0	0- 0	0- 0	NEUTRAL	0- 0	0- 0
8- 8	0- 0	0- 0	CONFERENCE	0- 0	8- 8
4- 3	0- 0	0- 0	HOME	0- 0	4- 3
3- 4	0- 0	0- 0	AWAY	0- 0	3- 4
1- 1	0- 0	0- 0	NEUTRAL	0- 0	1- 1

[illegible]

I UPU I

Page 115

I  
U  
P  
U  
I

Average RPI Win: 298				WON-LOST RECORD		WINNING PCT. RANK		LAST 10 GAMES		STRENGTH OF SCHEDULE		OPP. STRENGTH OF SCHEDULE		TEAM RPI		ADJ. RPI		CONF. RPI		ADJ CONF. RPI	
Average RPI Loss: 175																					
DIV. I ONLY				6- 22		304		2- 8		281		256		309		308		17		17	
DIV. I NON-CONF.				3- 8		269		0- 0		277		317		299		300		17		17	
TOTALS				RPI 1-25		RPI 26-50		W-L RECORDS		RPI 51-100		RPI 100+									
6- 22				0- 0		0- 0		OVERALL		0- 4		6- 18									
4- 7				0- 0		0- 0		HOME		0- 2		4- 5									
1- 10				0- 0		0- 0		AWAY		0- 1		1- 9									
1- 5				0- 0		0- 0		NEUTRAL		0- 1		1- 4									
3- 8				0- 0		0- 0		NON-CONFERENCE		0- 2		3- 6									
2- 1				0- 0		0- 0		HOME		0- 1		2- 0									
0- 3				0- 0		0- 0		AWAY		0- 0		0- 3									
1- 4				0- 0		0- 0		NEUTRAL		0- 1		1- 3									
3- 14				0- 0		0- 0		CONFERENCE		0- 2		3- 12									
2- 6				0- 0		0- 0		HOME		0- 1		2- 5									
1- 7				0- 0		0- 0		AWAY		0- 1		1- 6									
0- 1				0- 0		0- 0		NEUTRAL		0- 0		0- 1									
RPI 1-25				RPI 26-50		RPI 51-100		RPI 101+		Team's RPI: 308											
RPI S Opponent Score				RPI S Opponent Score		RPI S Opponent Score		RPI S Opponent Score		RPI S Opponent Score		RPI S Opponent Score		RPI S Opponent Score		RPI S Opponent Score		RPI S Opponent Score		RPI S Opponent Score	
54 H Montana 66 85				73 N Wyomi ng 45 68		87 A Boi se St. 55 85		87 H Boi se St. 40 70		121 A Fresno St. 53 75		121 H Fresno St. 75 84		130 A Loui si ana Tech 71 78		130 H Loui si ana Tech 66 87		135 A Hawai i 61 71		135 H Hawai i 43 64	
173 A Nevada 63 75				173 H Nevada 68 78		179 N Weber St. 57 98		215 N Cani si us 61 66		216 A New Mexi co St. 65 70		216 H New Mexi co St. 83 74		232 A Utah St. 70 78		232 H Utah St. 53 57		248 A Portl and 48 77		257 N Al corn St. 62 81	
258 A Portl and 56 83				272 A Col orado St. 68 88		287 H Eastern Wash. 73 60		314 A San Jose St. 72 64		314 H San Jose St. 69 66		314 N San Jose St. 66 72		328 H Sacramento St. 57 48		329 N Mi ssi ssi ppi Val . 76 72					
LAST 10 Divi sion I GAMES:				314 N San Jose St. 66 72		232 H Utah St. 53 57		87 H Boi se St. 40 70		121 A Fresno St. 53 75		314 A San Jose St. 72 64		87 A Boi se St. 55 85							
314 H San Jose St. 69 66				135 H Hawai i 43 64		173 A Nevada 63 75		130 A Loui si ana Tech 71 78													

### Non-Div l Games:

I daho

■ Loss, ■ Non-Conf, S Site, H Home A Away N Neutral



Average RPI Win: 226		WON-LOST RECORD		WINNING PCT. RANK		LAST 10 GAMES		STRENGTH OF SCHEDULE		OPP. STRENGTH OF SCHEDULE		TEAM RPI		ADJ. RPI		CONF. RPI		ADJ CONF. RPI			
DIV. I ONLY		15- 13		147		8- 2		145		222		149		152		18		18			
DIV. I NON-CONF.		4- 8		243		0- 1		136		195		212		214		19		19			
TOTALS		RPI 1-25		RPI 26-50		W-L RECORDS		RPI 51-100		RPI 100+											
15- 13		0- 1		0- 1		OVERALL		0- 6		15- 6											
6- 4		0- 0		0- 0		HOME		0- 2		6- 2											
6- 9		0- 1		0- 1		AWAY		0- 4		6- 4											
3- 0		0- 0		0- 0		NEUTRAL		0- 0		3- 0											
4- 8		0- 1		0- 1		NON-CONFERENCE		0- 4		4- 3											
1- 2		0- 0		0- 0		HOME		0- 1		1- 1											
2- 7		0- 1		0- 1		AWAY		0- 3		2- 2											
1- 0		0- 0		0- 0		NEUTRAL		0- 0		1- 0											
11- 5		0- 0		0- 0		CONFERENCE		0- 2		11- 3											
5- 2		0- 0		0- 0		HOME		0- 1		5- 1											
4- 3		0- 0		0- 0		AWAY		0- 1		4- 2											
2- 0		0- 0		0- 0		NEUTRAL		0- 0		2- 0											
RPI 1-25		RPI 26-50		RPI 51-100		RPI 101+		Team's RPI: 152													
RPI S	Opponent	Score	RPI S	Opponent	Score	RPI S	Opponent	Score	RPI S	Opponent	Score										
10	A Stanford	58 96	38	A Brigham Young	50 73	54	A Montana	72 90	104	A Northern Ari z.	62 70										
						54	H Montana	87 90	104	H Northern Ari z.	95 79										
						73	H Wyomi ng	58 79	104	N Northern Ari z.	84 78										
						86	A Ri ce	69 88	113	N Kent St.	87 75										
						87	A Boise St.	78 86	173	A Nevada	58 75										
						89	A Ark. -Li ttle Rock	53 82	179	A Weber St.	78 65										
									179	H Weber St.	81 56										
									179	N Weber St.	72 63										
									198	A Utah Valley St.	85 74										
									198	H Utah Valley St.	82 89										
									232	A Utah St.	83 85										
									243	A Montana St.	96 74										
									243	H Montana St.	80 91										
									248	A Portland St.	71 76										
									248	H Portland St.	91 90										
									287	A Eastern Wash.	90 60										
									287	H Eastern Wash.	83 80										
									310	A Northern Colo.	92 66										
									310	H Northern Colo.	90 65										
									328	A Sacramento St.	83 59										
									328	H Sacramento St.	93 73										
LAST 10 Div						sion I GAMES:															
10	A Stanford	58 96	248	H Portl and St.	91 90																
104	N Northern Ari z.	84 78	287	H Eastern Wash.	83 80																
179	N Weber St.	72 63	54	A Montana	72 90																
328	H Sacramento St.	93 73	243	A Montana St.	96 74																
179	H Weber St.	81 56	104	H Northern Ari z.	95 79																

Non-Div I Games: Montana Tech 102 59 Montana Western 102 64

Idaho St.

Average RPI Win: 256		WON-LOST RECORD		WINNING PCT. RANK		LAST 10 GAMES		STRENGTH OF SCHEDULE		OPP. STRENGTH OF SCHEDULE		TEAM RPI		ADJ. RPI		CONF. RPI		ADJ CONF. RPI	
Average RPI Loss: 131																			
DIV. I ONLY		19- 12		94		6- 4		303		229		187		187		25		24	
DIV. I NON-CONF.		7- 6		137		1- 1		237		89		181		177		24		23	
TOTALS		RPI 1-25		RPI 26-50		W-L RECORDS		RPI 51-100				RPI 100+							
19- 12		0- 0		0- 2		OVERALL		0- 4				19- 7							
11- 6		0- 0		0- 1		HOME		0- 2				11- 3							
8- 5		0- 0		0- 1		AWAY		0- 2				8- 3							
0- 1		0- 0		0- 0		NEUTRAL		0- 0				0- 1							
7- 6		0- 0		0- 0		NON-CONFERENCE		0- 4				7- 3							
5- 3		0- 0		0- 0		HOME		0- 2				5- 1							
2- 4		0- 0		0- 0		AWAY		0- 2				2- 2							
0- 0		0- 0		0- 0		NEUTRAL		0- 0				0- 0							
12- 6		0- 0		0- 2		CONFERENCE		0- 0				12- 4							
6- 3		0- 0		0- 1		HOME		0- 0				6- 2							
6- 2		0- 0		0- 1		AWAY		0- 0				6- 1							
0- 1		0- 0		0- 0		NEUTRAL		0- 0				0- 1							
RPI 1-25				RPI 26-50				RPI 51-100				RPI 101+		Team's RPI: 187					
RPI S	Opponent	Score		RPI S	Opponent	Score		RPI S	Opponent	Score		RPI S	Opponent	Score					
50	A Wi s. -Green Bay	47 59		50	H Wi s. -Green Bay	45 58		60	H DePaul	65 74		112	H Northern Ill.	80 62					
50	H Wi s. -Green Bay							71	A Mi nnesota	54 97		117	A UNI	50 66					
								76	H Illinois	48 53		133	H Evansville	53 69					
								78	A Wi sconsin	53 75		158	A Northwestern	57 72					
												164	H Western Mi ch.	87 83					
												169	A Butler	70 64					
												169	H Butler	76 70					
												169	N Butler	83 88					
												217	A Wi s. -Mi lwaukee	79 86					
												217	H Wi s. -Mi lwaukee	83 89					
												224	H Central Mi ch.	84 68					
												229	H Bradley	83 69					
												255	H Air Force	58 57					
												259	A Eastern Ill.	81 80					
												282	A Wright St.	68 46					
												282	H Wright St.	63 55					
												292	A Chi cago St.	75 60					
												296	A Detroit	77 74					
												296	H Detroit	77 73					
												303	A Youngstown St.	71 63					
												303	H Youngstown St.	62 67					
												305	A Clevel and St.	68 54					
												305	H Clevel and St.	72 46					
												305	H Clevel and St.	69 50					
												307	A Loyol a (Ill.)	74 57					
												307	H Loyol a (Ill.)	72 63					
LAST 10 Division I GAMES:																			
71	A Mi nnesota	54 97		296	A Detroit	77 74													
169	N Butler	83 88		307	H Loyol a (Ill.)	72 63													
305	H Clevel and St.	69 50		292	A Chi cago St.	75 60													
50	H Wi s. -Green Bay	45 58		169	H Butler	76 70													
217	H Wi s. -Mi lwaukee	83 89		282	H Wright St.	63 55													

### Non-Div I Games:

111. -Chi cago

Loss, Non-Conf, S Site, H Home A Away N Neutral

Average RPI Win: 154				WON-LOST RECORD		WINNING PCT. RANK		LAST 10 GAMES		STRENGTH OF SCHEDULE		OPP. STRENGTH OF SCHEDULE		TEAM RPI		ADJ. RPI		CONF. RPI		ADJ CONF. RPI							
Average RPI Loss: 44																											
DIV. I ONLY				18- 11		87		3- 7		94		33		74		76		4		4							
DIV. I NON-CONF.				10- 2		33		1- 1		247		165		84		85		2		2							
TOTALS				RPI 1-25		RPI 26-50		W-L RECORDS		RPI 51-100				RPI 100+													
18- 11				1- 5		0- 1		OVERALL		6- 5				12- 1													
11- 3				1- 2		0- 0		HOME		4- 1				7- 0													
6- 7				0- 3		0- 1		AWAY		2- 3				4- 1													
1- 1				0- 0		0- 0		NEUTRAL		0- 1				1- 0													
10- 2				0- 0		0- 1		NON-CONFERENCE		2- 1				9- 1													
7- 0				0- 0		0- 0		HOME		2- 0				5- 0													
3- 3				0- 0		0- 1		AWAY		0- 1				3- 1													
1- 0				0- 0		0- 0		NEUTRAL		0- 0				1- 0													
8- 9				1- 5		0- 0		CONFERENCE		4- 4				3- 0													
5- 3				1- 2		0- 0		HOME		2- 1				2- 0													
3- 5				0- 3		0- 0		AWAY		2- 2				1- 0													
0- 1				0- 0		0- 0		NEUTRAL		0- 1				0- 0													
RPI 1-25				RPI 26-50		RPI 51-100		Team's RPI: 76		RPI 101+																	
RPI	S	Opponent	Score	RPI	S	Opponent	Score	RPI	S	Opponent	Score	RPI	S	Opponent	Score												
4	A	Purdue	57 69	40	A	Mississippi	50 75	57	A	Indiana	68 81	112	A	Northern Ill.	63 69												
4	H	Purdue	48 58					57	H	Indiana	64 71	120	H	Florida	80 57												
9	A	Ohio St.	52 62					68	H	Penn St.	74 65	158	H	Northwestern	77 49												
9	H	Ohio St.	60 69					68	N	Penn St.	49 61	161	A	Michigan	70 51												
19	A	Michigan St.	70 80					71	A	Minnesota	61 70	161	H	Michigan	65 44												
19	H	Michigan St.	56 46					71	H	Minnesota	64 54	169	H	Butler	65 47												
								74	H	St. Joseph's	69 56	183	A	St. Louis	84 75												
								78	A	Wisconsin	70 62	187	A	Ill. -Chicago	53 48												
								79	A	Iowa	74 69	222	H	IPFW	74 47												
								81	A	Kansas St.	51 66	229	A	Bradley	57 41												
								83	H	Utah	59 48	245	N	Rhode Island	73 48												
												307	H	Loyola (Ill.)	87 59												
												310	H	Northern Colo.	76 39												
				LAST 10 Division I GAMES:																							
				81	A	Kansas St.	51 66	57	A	Indiana	68 81																
				83	H	Utah	59 48	79	A	Iowa	74 69																
				68	N	Penn St.	49 61	9	H	Ohio St.	60 69																
				4	H	Purdue	48 58	4	A	Purdue	57 69																
				19	H	Michigan St.	56 46	19	A	Michigan St.	70 80																

Non-Div I Games:

Average RPI Win:	183	WON-LOST	WINNING	LAST 10	STRENGTH OF	OPP. STRENGTH	TEAM	ADJ.	CONF.	ADJ CONF.
Average RPI Loss:	109	RECORD	PCT. RANK	GAMES	SCHEDULE	OF SCHEDULE	RPI	RPI	RPI	RPI

DIV. I ONLY	21- 10	66	5- 5	134	168	89	88	15	15
DIV. I NON-CONF.	7- 4	98	1- 1	72	117	68	67	15	15

TOTALS	RPI 1-25	RPI 26-50	W-L RECORDS	RPI 51-100	RPI 100+
21- 10	0- 1	1- 2	OVERALL	3- 2	18- 6
10- 4	0- 0	1- 0	HOME	1- 1	9- 3
9- 5	0- 1	0- 2	AWAY	1- 1	8- 2
2- 1	0- 0	0- 0	NEUTRAL	1- 0	1- 1
7- 4	0- 1	1- 2	NON-CONFERENCE	2- 1	5- 1
6- 0	0- 0	1- 0	HOME	1- 0	4- 0
1- 5	0- 1	0- 2	AWAY	0- 1	1- 1
1- 0	0- 0	0- 0	NEUTRAL	1- 0	0- 0
14- 6	0- 0	0- 0	CONFERENCE	1- 1	13- 5
5- 4	0- 0	0- 0	HOME	0- 1	5- 3
8- 1	0- 0	0- 0	AWAY	1- 0	7- 1
1- 1	0- 0	0- 0	NEUTRAL	0- 0	1- 1

RPI S Opponent Score	RPI S Opponent Score	RPI S Opponent Score	RPI S Opponent Score
25 A Iowa St. 67 74	41 H Ball St. 82 72	60 A DePaul 64 90	111 H Eastern Mi ch. 68 55
	49 A South Dakota St. 48 61	84 N Stony Brook 73 63	112 A Northern Ill. 69 97
	50 A Wi s. -Green Bay 64 92	86 H Ri ce 71 61	114 A Indiana St. 89 81
		96 A Southern Ill. 84 72	114 H Indiana St. 66 76
		96 H Southern Ill. 66 79	117 A UNI 60 58
			117 H UNI 73 74
			133 A Evansvi lle 89 81
			133 H Evansvi lle 65 70
			181 A Drake 67 61
			181 H Drake 64 50
			182 H Mi ami (Ohi o) 89 73
			191 A Crei ghton 72 54
			191 H Crei ghton 70 59
			191 N Crei ghton 56 59
			229 A Bradl ey 75 66
			229 H Bradl ey 55 47
			229 N Bradl ey 75 60
			254 A Wi chi ta St. 69 75
			254 H Wi chi ta St. 87 73
			259 H Eastern Ill. 101 72
			262 A Mi ssouri St. 65 48
			262 H Mi ssouri St. 76 47
			292 H Chi cago St. 81 53
			307 A Loyol a (Ill.) 77 66
LAST 10 Div sion I GAMES:			
49 A South Dakota St. 48 61	181 A Drake 67 61		
86 H Ri ce 71 61	117 H UNI 73 74		
191 N Crei ghton 56 59	229 A Bradl ey 75 66		
229 N Bradl ey 75 60	114 H Indiana St. 66 76		
191 A Crei ghton 72 54	254 A Wi chi ta St. 69 75		

Non-Di v I Games:

Illinois St.

Loss, Non-Conf, S Site, H Home A Away N Neutral

Average RPI Win: 126				WON-LOST RECORD		WINNING PCT. RANK		LAST 10 GAMES		STRENGTH OF SCHEDULE		OPP. STRENGTH OF SCHEDULE		TEAM RPI		ADJ. RPI		CONF. RPI		ADJ CONF. RPI			
Average RPI Loss: 53																							
DIV. I ONLY				18- 13		116		5- 5		42		24		57		57		4		4			
DIV. I NON-CONF.				11- 2		27		1- 1		80		74		27		27		2		2			
TOTALS				RPI 1-25		RPI 26-50		W-L RECORDS		RPI 51-100				RPI 100+									
18- 13				0- 7		2- 1		OVERALL		7- 4				10- 2									
11- 3				0- 2		1- 0		HOME		4- 1				7- 0									
4- 9				0- 4		1- 1		AWAY		2- 3				1- 2									
3- 1				0- 1		0- 0		NEUTRAL		1- 0				2- 0									
11- 2				0- 1		2- 1		NON-CONFERENCE		2- 0				8- 1									
7- 0				0- 0		1- 0		HOME		1- 0				5- 0									
3- 3				0- 1		1- 1		AWAY		1- 0				1- 1									
2- 0				0- 0		0- 0		NEUTRAL		0- 0				2- 0									
7- 11				0- 6		0- 0		CONFERENCE		5- 4				2- 1									
5- 3				0- 2		0- 0		HOME		3- 1				2- 0									
1- 7				0- 3		0- 0		AWAY		1- 3				0- 1									
1- 1				0- 1		0- 0		NEUTRAL		1- 0				0- 0									
RPI 1-25				RPI 26-50				RPI 51-100				Team's RPI : 57				RPI 101+							
RPI	S	Opponent	Score	RPI	S	Opponent	Score	RPI	S	Opponent	Score	RPI	S	Opponent	Score	RPI	S	Opponent	Score				
4	A	Purdue	51 73	30	A	Notre Dame	54 51	68	A	Penn St.	68 78	115	H	Kansas	63 48								
4	H	Purdue	58 81	41	H	Ball St.	67 56	71	A	Minnesota	69 79	133	H	Evansville	83 80								
9	A	Ohio St.	62 72	49	A	South Dakota St.	53 60	71	H	Minnesota	69 65	144	A	Miami (Fla.)	70 79								
9	N	Ohio St.	60 72					76	A	Illinois	71 64	147	H	Iona	74 71								
19	A	Michigan St.	49 74					76	H	Illinois	81 68	158	H	Northwestern	83 59								
19	H	Michigan St.	56 64					77	A	Kentucky	54 51	161	A	Michigan	63 65								
21	A	Bowling Green	47 82					78	A	Wisconsin	53 60	161	H	Michigan	71 58								
								78	H	Wisconsin	83 56	172	H	Valparaiso	85 51								
								79	H	Iowa	67 71	180	N	Wake Forest	75 53								
								79	N	Iowa	67 53	209	H	Dayton	98 71								
								96	H	Southern Ill.	73 66	222	A	IPFW	69 68								
												282	N	Wright St.	73 52								
				LAST 10 Division I GAMES:																			
				49	A	South Dakota St.	53 60	158	H	Northwestern	83 59												
				147	H	Iona	74 71	76	H	Illinois	81 68												
								71	A	Minnesota	69 79												
								78	A	Wisconsin	53 60												
								71	H	Minnesota	69 65												

Non-Div I Games:

Indiana

Average RPI Win: 212		WON-LOST RECORD		WINNING PCT. RANK		LAST 10 GAMES		STRENGTH OF SCHEDULE		OPP. STRENGTH OF SCHEDULE		TEAM RPI		ADJ. RPI		CONF. RPI		ADJ CONF. RPI	
DIV. I ONLY		19- 11		81		8- 2		185		165		112		114		15		15	
DIV. I NON-CONF.		7- 4		98		0- 0		173		141		117		118		15		15	
TOTALS		RPI 1-25		RPI 26-50		W-L RECORDS		RPI 51-100		RPI 100+									
19- 11		0- 2		0- 1		OVERALL		2- 3		17- 5									
9- 3		0- 0		0- 0		HOME		1- 1		8- 2									
8- 7		0- 2		0- 1		AWAY		1- 2		7- 2									
2- 1		0- 0		0- 0		NEUTRAL		0- 0		2- 1									
7- 4		0- 2		0- 1		NON-CONFERENCE		0- 1		7- 0									
3- 0		0- 0		0- 0		HOME		0- 0		3- 0									
2- 4		0- 2		0- 1		AWAY		0- 1		2- 0									
2- 0		0- 0		0- 0		NEUTRAL		0- 0		2- 0									
12- 7		0- 0		0- 0		CONFERENCE		2- 2		10- 5									
6- 3		0- 0		0- 0		HOME		1- 1		5- 2									
6- 3		0- 0		0- 0		AWAY		1- 1		5- 2									
0- 1		0- 0		0- 0		NEUTRAL		0- 0		0- 1									
RPI 1-25		RPI 26-50		RPI 51-100		RPI 101+		Team's RPI: 114											
RPI S	Opponent	Score		RPI S	Opponent	Score		RPI S	Opponent	Score		RPI S	Opponent	Score					
8	A Vanderbi l t	75	89	50	A Wi s. -Green Bay	66	84	79	A Iowa	83	88	117	A UNI	66	69				
19	A Mi chi gan St.	66	85					88	A Illinois St.	76	66	117	H UNI	78	54				
								88	H Illinois St.	81	89	133	A Evansvi lle	91	98				
								96	A Southern Ill.	69	86	133	H Evansvi lle	61	63				
								96	H Southern Ill.	74	69	172	N Val parai so	83	71				
												181	A Drake	76	68				
												181	H Drake	84	67				
												184	A Tol edo	53	51				
												191	A Crei ghton	69	64				
												191	H Crei ghton	89	62				
												191	N Crei ghton	65	69				
												229	A Bradl ey	63	50				
												229	H Bradl ey	86	50				
												247	A Ark. -Pi ne Bl uff	116	73				
												254	A Wi chi ta St.	73	56				
												254	H Wi chi ta St.	96	63				
												259	H Eastern Ill.	102	86				
												262	A Mi ssouri St.	63	53				
												262	H Mi ssouri St.	76	83				
												289	N Longwood	79	68				
												303	H Youngstown St.	69	56				
												307	H Loyol a (Ill.)	101	71				
				LAST 10 Div				sion I GAMES:											
				191 N Crei ghton				65	69	88 A Illinois St.				76	66				
				181 A Drake				76	68	254 A Wi chi ta St.				73	56				
				191 A Crei ghton				69	64	262 A Mi ssouri St.				63	53				
				229 H Bradl ey				86	50	133 H Evansvi lle				61	63				
				117 H UNI				78	54	96 H Southern Ill.				74	69				

Non-Div I Games:

Indiana St.

Ronda				Through Games Of Sunday, March 11, 2007									
Average RPI Win:		225	WON-LOST RECORD		WINNING PCT. RANK	LAST 10 GAMES		STRENGTH OF SCHEDULE	OPP. STRENGTH OF SCHEDULE	TEAM RPI	ADJ. RPI	CONF. RPI	ADJ CONF. RPI
Average RPI Loss:		138											
DIV. I ONLY		20- 12	84		7- 3		246	194	145	147	19	19	
DIV. I NON-CONF.		5- 6	185		1- 1		297	96	236	238	21	21	
<hr/>													
TOTALS		RPI 1-25	RPI 26-50		W-L RECORDS		RPI 51-100		RPI 100+				
20- 12		0- 1	0- 0		OVERALL		0- 6		21- 6				
10- 2		0- 0	0- 0		HOME		0- 2		11- 0				
8- 9		0- 1	0- 0		AWAY		0- 3		8- 6				
2- 1		0- 0	0- 0		NEUTRAL		0- 1		2- 0				
5- 6		0- 1	0- 0		NON-CONFERENCE		0- 3		6- 3				
3- 1		0- 0	0- 0		HOME		0- 1		3- 0				
3- 6		0- 1	0- 0		AWAY		0- 2		3- 3				
0- 0		0- 0	0- 0		NEUTRAL		0- 0		0- 0				
15- 6		0- 0	0- 0		CONFERENCE		0- 3		15- 3				
8- 1		0- 0	0- 0		HOME		0- 1		8- 0				
5- 4		0- 0	0- 0		AWAY		0- 1		5- 3				
2- 1		0- 0	0- 0		NEUTRAL		0- 1		2- 0				
<hr/>													
RPI 1-25		RPI 26-50		RPI 51-100		RPI 101+		Team's RPI: 147					
RPI S	Opponent	Score	RPI S	Opponent	Score	RPI S	Opponent	Score	RPI S	Opponent	Score		
22	A North Carolina St.	34 59				53	A Mari st	49 70	128	A Bucknel l	45 44		
						53	H Mari st	51 59	143	H Long Isl and	91 79		
						53	N Mari st	57 64	146	A St. John' s (N. Y. )	66 56		
						57	A Indi ana	71 74	148	A Loyol a (Md. )	68 73		
						66	A Seton Hal l	50 75	148	H Loyol a (Md. )	64 49		
						84	H Stony Brook	55 76	148	N Loyol a (Md. )	62 58		
									215	A Cani si us	66 63		
									215	H Cani si us	72 56		
									221	A Fai rfi el d	59 47		
									221	H Fai rfi el d	66 52		
									227	A St. Peter' s	47 52		
									227	H St. Peter' s	65 47		
									227	N St. Peter' s	63 54		
									231	A Si ena	58 72		
									231	H Si ena	81 77		
									239	A Manhattan	72 62		
									239	H Manhattan	59 55		
									241	A St. Francis (N. Y. )	70 54		
									242	A El on	35 51		
									249	A Ni agara	65 55		
									249	H Ni agara	69 67		
									271	A UCF	47 59		
									275	H Fordham	72 45		
									284	A New Hampshi re	61 72		
									319	A Ri der	77 50		
									319	H Ri der	64 59		
									331	H Wagner	74 67		
<hr/>													
LAST 10 Division I GAMES:													
57	A Indi ana	71 74	319	A Ri der	77 50	319	A Ri der	77 50					
143	H Long Isl and	91 79	53	H Mari st	51 59	319	H Ri der	64 59					
53	N Mari st	57 64	148	H Loyol a (Md. )	64 49								
148	N Loyol a (Md. )	62 58	221	A Fai rfi el d	59 47								
227	N St. Peter' s	63 54	249	H Ni agara	69 67								

### Non-Div I Games:

l ona









RPI	S	Opponent	Score
334	A	McNeese St.	60 64

J  
a  
c  
k  
s  
o  
n  
s  
t  
.

J  
a  
c  
k  
s  
o  
n  
s  
t  
.

Jackson St.

Average RPI Win: 288		WON-LOST RECORD		WINNING PCT. RANK		LAST 10 GAMES		STRENGTH OF SCHEDULE		OPP. STRENGTH OF SCHEDULE		TEAM RPI		ADJ. RPI		CONF. RPI		ADJ CONF. RPI	
Average RPI Loss: 161																			
DIV. I ONLY		21- 9		60		9- 1		329		320		184		189		29		29	
DIV. I NON-CONF.		10- 4		70		2- 0		311		325		188		190		30		30	
TOTALS		RPI 1-25		RPI 26-50		W-L RECORDS		RPI 51-100				RPI 100+							
21- 9		0- 0		0- 1		OVERALL		1- 2				20- 6							
13- 1		0- 0		0- 0		HOME		1- 0				12- 1							
7- 7		0- 0		0- 1		AWAY		0- 2				7- 4							
1- 1		0- 0		0- 0		NEUTRAL		0- 0				1- 1							
10- 4		0- 0		0- 1		NON-CONFERENCE		0- 1				10- 2							
6- 1		0- 0		0- 0		HOME		0- 0				6- 1							
4- 3		0- 0		0- 1		AWAY		0- 1				4- 1							
0- 0		0- 0		0- 0		NEUTRAL		0- 0				0- 0							
11- 5		0- 0		0- 0		CONFERENCE		1- 1				10- 4							
7- 0		0- 0		0- 0		HOME		1- 0				6- 0							
3- 4		0- 0		0- 0		AWAY		0- 1				3- 3							
1- 1		0- 0		0- 0		NEUTRAL		0- 0				1- 1							
RPI 1-25				RPI 26-50				RPI 51-100				RPI 101+		Team's RPI: 189					
RPI S	Opponent	Score		RPI S	Opponent	Score		RPI S	Opponent	Score		RPI S	Opponent	Score					
				32 A	South Fla.	60 72		52 A	Georgi a Tech	57 79		125 A	East Tenn. St.	61 68					
								100 A	Bel mont	58 72		125 H	East Tenn. St.	83 79					
								100 H	Bel mont	65 58		125 N	East Tenn. St.	72 78					
												196 A	Ga. Southern	69 76					
												249 H	Ni agara	69 73					
												266 A	Gardner-Webb	64 75					
												266 H	Gardner-Webb	62 47					
												267 H	Fl ori da A&M	57 53					
												271 H	UCF	61 50					
												283 A	Kennesaw St.	71 67					
												283 H	Kennesaw St.	74 57					
												298 A	Charleston So.	105 66					
												298 H	Charleston So.	74 71					
												306 A	Li pscomb	61 64					
												306 H	Li pscomb	69 59					
												309 A	Campbel l	63 59					
												309 H	Campbel l	63 55					
												320 H	South Carol ina St.	66 56					
												323 A	Stetson	66 59					
												323 H	Stetson	60 55					
												323 N	Stetson	74 61					
												324 A	North Fla.	67 52					
												324 H	North Fla.	56 42					
												327 A	Mercer	64 57					
												327 H	Mercer	58 47					
												335 A	Bethune-Cookman	57 51					
				LAST 10 Div sion I GAMES:															
				125 N	East Tenn. St.	72 78		327 A	Mercer	64 57		327 H	Mercer	58 47					
				323 N	Stetson	74 61		283 H	Kennesaw St.	74 57		125 H	East Tenn. St.	83 79					
				306 H	Li pscomb	69 59		125 H	East Tenn. St.	83 79		324 A	North Fla.	67 52					
				100 H	Bel mont	65 58		324 A	North Fla.	67 52		309 A	Campbel l	63 59					
				323 A	Stetson	66 59		309 A	Campbel l	63 59									

Jacksonville

J  
a  
c  
k  
s  
o  
n  
v  
i  
l  
l  
e

### Non-Div I Games:

Jacksonville

Loss, Non-Conf, S Site, H Home A Away N Neutral

Average RPI Win: 270		WON-LOST	WINNING	LAST 10	STRENGTH OF	OPP. STRENGTH	TEAM	ADJ.	CONF.	ADJ CONF.
Average RPI Loss: 189		RECORD	PCT. RANK	GAMES	SCHEDULE	OF SCHEDULE	RPI	RPI	RPI	RPI
DIV. I ONLY	7- 22	298	2- 8	275	258	300	301	22	22	
DIV. I NON-CONF.	3- 6	243	0- 0	262	290	278	278	20	20	
TOTALS	RPI 1-25	RPI 26-50	W-L RECORDS	RPI 51-100	RPI 100+					
7- 22	0- 0	0- 1	OVERALL	0- 2	7- 19					
4- 9	0- 0	0- 0	HOME	0- 1	4- 8					
3- 13	0- 0	0- 1	AWAY	0- 1	3- 11					
0- 0	0- 0	0- 0	NEUTRAL	0- 0	0- 0					
3- 6	0- 0	0- 1	NON-CONFERENCE	0- 0	3- 5					
2- 1	0- 0	0- 0	HOME	0- 0	2- 1					
1- 5	0- 0	0- 1	AWAY	0- 0	1- 4					
0- 0	0- 0	0- 0	NEUTRAL	0- 0	0- 0					
4- 16	0- 0	0- 0	CONFERENCE	0- 2	4- 14					
2- 8	0- 0	0- 0	HOME	0- 1	2- 7					
2- 8	0- 0	0- 0	AWAY	0- 1	2- 7					
0- 0	0- 0	0- 0	NEUTRAL	0- 0	0- 0					
RPI S	RPI 1-25	Score	RPI S	RPI 26-50	Score	RPI S	RPI 51-100	Score	RPI S	RPI 101+ Team's RPI: 301
	Opponent			Opponent			Opponent			Score
			44	A Auburn	44	74	93	A Southeast Mo. St.	83	90
							93	H Southeast Mo. St.	50	85
							123	A Murray St.	59	100
							123	H Murray St.	61	82
							177	H Georgia St.	67	78
							193	A Southern Mi ss.	61	81
							196	H Ga. Southern	84	77
							199	A Samford	43	67
							199	H Samford	59	64
							202	A Tenn. -Martin	68	84
							202	H Tenn. -Martin	74	59
							203	A Morehead St.	57	83
							203	H Morehead St.	74	77
							212	A Troy	58	64
							213	A Eastern Ky.	73	85
							213	H Eastern Ky.	70	80
							220	A Tennessee Tech	73	85
							220	H Tennessee Tech	69	85
							238	A Austin Peay	74	83
							238	H Austin Peay	67	74
							244	A Furman	67	72
							257	A Al corn St.	63	74
							259	A Eastern Ill.	103	98
							259	H Eastern Ill.	76	82
							283	A Kennesaw St.	81	76
							311	H Bi rmi ngham-So.	74	68
							318	A Tennessee St.	69	68
							318	H Tennessee St.	76	69
LAST 10 Division I GAMES:										
			93	H Southeast Mo. St.	50	85	123	H Murray St.	61	82
			259	H Eastern Ill.	76	82	259	A Eastern Ill.	103	98
			203	A Morehead St.	57	83	318	H Tennessee St.	76	69
			213	A Eastern Ky.	73	85	202	A Tenn. -Martin	68	84
			220	H Tennessee Tech	69	85	238	A Austin Peay	74	83

Non-Div I Games:

Jacksonville St.

Loss, 
Non-Conf, S Site, 
H Home
A Away 
N Neutral

Average RPI Win:	157	WON-LOST	WINNING	LAST 10	STRENGTH OF	OPP. STRENGTH	TEAM	ADJ.	CONF.	ADJ CONF.
Average RPI Loss:	26	RECORD	PCT. RANK	GAMES	SCHEDULE	OF SCHEDULE	RPI	RPI	RPI	RPI

DIV. I ONLY	27- 5	15	6- 4	67	93	26	26	8	8
DIV. I NON-CONF.	9- 2	36	0- 1	104	97	36	36	10	10

TOTALS	RPI 1-25	RPI 26-50	W-L RECORDS	RPI 51-100	RPI 100+
27- 5	1- 4	2- 2	OVERALL	3- 0	21- 0
13- 0	1- 0	1- 0	HOME	2- 0	9- 0
12- 3	0- 3	1- 1	AWAY	0- 0	11- 0
2- 2	0- 1	0- 1	NEUTRAL	1- 0	1- 0
9- 2	0- 2	0- 1	NON-CONFERENCE	2- 0	7- 0
4- 0	0- 0	0- 0	HOME	1- 0	3- 0
4- 2	0- 2	0- 0	AWAY	0- 0	4- 0
1- 1	0- 0	0- 1	NEUTRAL	1- 0	0- 0
18- 3	1- 2	2- 1	CONFERENCE	1- 0	14- 0
9- 0	1- 0	1- 0	HOME	1- 0	6- 0
8- 2	0- 1	1- 1	AWAY	0- 0	7- 0
1- 1	0- 1	0- 0	NEUTRAL	0- 0	1- 0

RPI S	Opponent	Score
16 A	George Washington	56 68
20 A	Old Dominion	57 62
20 H	Old Dominion	79 50
20 N	Old Dominion	70 78
24 A	Pittsburgh	61 71

RPI S	Opponent	Score
29 A	Delaware	67 77
29 A	Delaware	67 56
29 H	Delaware	73 65
44 N	Auburn	76 79

RPI S	Opponent	Score
51 H	Hofstra	73 59
75 N	Coppin St.	70 64
95 H	East Caro.	82 66

RPI S	Opponent	Score
116 A	William & Mary	72 59
116 H	William & Mary	76 51
122 H	Liberty	74 64
126 A	Richmond	62 58
131 A	VCU	76 63
131 H	VCU	73 63
136 H	Clemson	85 72
145 A	Towson	84 66
145 H	Towson	62 42
177 A	Georgia St.	84 61
178 A	Hampton	54 45
180 A	Wake Forest	57 47
205 H	Drexel	84 63
225 A	George Mason	68 38
225 H	George Mason	88 60
233 A	UNC Wilmington	75 69
233 N	UNC Wilmington	73 43
252 A	Northeastern	71 57
252 H	Northeastern	85 63
289 A	Longwood	80 42
322 H	Savannah St.	77 48

## LAST 10 Division I Games:

24 A	Pittsburgh	61 71	20 A	Old Dominion	57 62
20 N	Old Dominion	70 78	29 A	Delaware	67 77
29 A	Delaware	67 56	252 A	Northeastern	71 57
233 N	UNC Wilmington	73 43	225 H	George Mason	88 60
145 H	Towson	62 42	252 H	Northeastern	85 63

[illegible]

### Non-Div I Games:

Kansas

Loss, Non-Conf, S Site, H Home A Away N Neutral

Average RPI Win:		137	WON-LOST		WINNING	LAST 10		STRENGTH OF		OPP. STRENGTH	TEAM	ADJ.	CONF.	ADJ CONF.
Average RPI Loss:		52	RECORD		PCT. RANK	GAMES		SCHEDULE		OF SCHEDULE	RPI	RPI	RPI	RPI
DIV. I ONLY		16- 14	153		3- 7		48		60		80	81	2	2
DIV. I NON-CONF.		12- 1	9		3- 1		111		252		29	30	4	4
TOTALS		RPI 1-25	RPI 26-50		W-L RECORDS		RPI 51-100		RPI 100+					
16- 14		1- 5	2- 3		OVERALL		6- 6		10- 1					
10- 5		1- 1	2- 2		HOME		4- 2		6- 0					
4- 7		0- 3	0- 1		AWAY		1- 3		3- 1					
2- 2		0- 1	0- 0		NEUTRAL		1- 1		1- 0					
12- 1		0- 0	2- 0		NON-CONFERENCE		4- 2		9- 0					
10- 0		0- 0	2- 0		HOME		3- 0		5- 0					
3- 1		0- 0	0- 0		AWAY		0- 1		3- 0					
2- 1		0- 0	0- 0		NEUTRAL		1- 1		1- 0					
4- 13		1- 5	0- 3		CONFERENCE		2- 4		1- 1					
3- 5		1- 1	0- 2		HOME		1- 2		1- 0					
1- 7		0- 3	0- 1		AWAY		1- 2		0- 1					
0- 1		0- 1	0- 0		NEUTRAL		0- 0		0- 0					
RPI 1-25		RPI 26-50		RPI 51-100		Team's RPI : 81		RPI 101+						
RPI S	Opponent	Score	RPI S	Opponent	Score	RPI S	Opponent	Score	RPI S	Opponent	Score			
7	A Okl ahoma	58 78	33	H Texas	34 61	56	A Texas Tech	66 59	115	A Kansas	74 82			
18	A Bayl or	70 79	36	A Nebraska	63 70	61	A Mi ssouri	61 69	115	H Kansas	59 55			
23	H Texas A&M	48 45	36	H Nebraska	55 62	61	H Mi ssouri	81 66	129	A Fl ori da Int'l	59 52			
25	A Iowa St.	68 73	44	H Auburn	67 54	63	H Okl ahoma St.	55 64	130	A Loui si ana Tech	64 61			
25	H Iowa St.	61 64	50	H Wi s. -Green Bay	72 67	73	A Wyomi ng	79 89	171	H Santa Cl ara	76 52			
25	N Iowa St.	45 57				73	H Wyomi ng	68 62	179	H Weber St.	59 54			
						76	H Illi noi s	66 51	191	H Crei ghton	94 79			
						78	N Wi sconsi n	53 56	242	N El on	75 34			
						86	N Ri ce	83 54	257	H Al corn St.	81 41			
						94	A Col orado	55 66	295	A UMKC	64 56			
						94	H Col orado	58 60	329	H Mi ssi ssi ppi Val .	77 18			
						96	H Southern Ill .	72 46						
LAST 10 Div sion I GAMES:														
73	A Wyomi ng	79 89	63	H Okl ahoma St.	55 64									
44	H Auburn	67 54	25	H Iowa St.	61 64									
76	H Illi noi s	66 51	61	A Mi ssouri	61 69									
96	H Southern Ill .	72 46	115	A Kansas	74 82									
25	N Iowa St.	45 57	94	H Col orado	58 60									

Non-Di v I Games:

Kansas St.

■ Loss, 
 ■ Non-Conf, S Site, 
 ■ Home 
 ■ Away 
 N Neutral



[illegible]

Kennesaw St

K  
e  
n  
n  
e  
s  
a  
w  
S  
t

### Non-Div I Games:

Kennesaw St.

Loss, Non-Conf, S Site, H Home A Away N Neutral

Average RPI Win:

202

WON-LOST

WINNING

LAST 10

STRENGTH OF

OPP. STRENGTH

TEAM

ADJ.

CONF.

ADJ CONF.

Average RPI Loss:

96

RECORD

PCT. RANK

GAMES

SCHEDULE

OF SCHEDULE

RPI

RPI

RPI

RPI

DIV. I ONLY

15- 13

147

6- 4

102

152

118

113

11

11

DIV. I NON-CONF.

4- 7

233

0- 0

124

174

204

197

13

13

TOTALS

RPI 1-25

RPI 26-50

W-L RECORDS

RPI 51-100

RPI 100+

15- 13

0- 2

1- 1

OVERALL

0- 3

14- 7

8- 2

0- 1

1- 0

HOME

0- 0

7- 1

5- 6

0- 1

0- 1

AWAY

0- 0

5- 4

2- 5

0- 0

0- 0

NEUTRAL

0- 3

2- 2

4- 7

0- 0

1- 0

NON-CONFERENCE

0- 3

3- 4

2- 0

0- 0

1- 0

HOME

0- 0

1- 0

0- 3

0- 0

0- 0

AWAY

0- 0

0- 3

2- 4

0- 0

0- 0

NEUTRAL

0- 3

2- 1

11- 6

0- 2

0- 1

CONFERENCE

0- 0

11- 3

6- 2

0- 1

0- 0

HOME

0- 0

6- 1

5- 3

0- 1

0- 1

AWAY

0- 0

5- 1

0- 1

0- 0

0- 0

NEUTRAL

0- 0

0- 1

RPI 1-25

RPI 26-50

RPI 51-100

RPI 101+

Team's RPI: 113

RPI S Opponent

Score

RPI S Opponent



Score



RPI S Opponent



Score


RPI S Opponent



Score



21  Bowling Green 52  74



21  Bowling Green 66  89



41  Ball St. 69  74



42  Washington 81 78


71 N  Minnesota 67  70



77 N  Kentucky 47  82


80 N  Robert Morris 73  74



104  Northern Ari z. 65  75



109  Ohio 71  75



109  Ohio 76 63


111  Eastern Mich. 64  69


112  Northern Ill. 78 71


112 N  Northern Ill. 68  72


150  Vermont 73  91



152 N  Idaho St. 75  87


164  Western Mich. 78 65


182  Miami (Ohio) 86 76


182  Miami (Ohio) 83 76


184  Toledo 82 68


195  UTSA 62  69


224  Central Mich. 71 53


235  Buffalo 72 69


235  Buffalo 62 47

250  Akron 79 47



250  Akron 88 58

257 N  Alcorn St. 89 53


281  St. Francis (Pa.) 85 52

325 N  Southern U. 85 51


LAST 10 Division I GAMES:


112 N  Northern Ill. 68  72



235  Buffalo 62 47


182  Miami (Ohio) 86 76


21  Bowling Green 66  89


250  Akron 88 58

109  Ohio 71  75

41  Ball St. 69  74





112  Northern Ill. 78 71

164  Western Mich. 78 65

184  Toledo 82 68

Non-Div I Games:

Kent St.

 Loss,  Non-Conf, S Site,  Home  Away N Neutral



Average RPI Win: 103		WON-LOST RECORD		WINNING PCT. RANK		LAST 10 GAMES		STRENGTH OF SCHEDULE		OPP. STRENGTH OF SCHEDULE		TEAM RPI		ADJ. RPI		CONF. RPI		ADJ CONF. RPI		
DIV. I ONLY		26- 7		27		7- 3		11		7		14		14		1		1		
DIV. I NON-CONF.		14- 2		23		4- 1		58		40		20		17		1		1		
TOTALS		RPI 1-25		RPI 26-50		W-L RECORDS		RPI 51-100		RPI 100+										
26- 7		5- 7		6- 1		OVERALL		8- 0		11- 0										
13- 2		2- 2		2- 0		HOME		4- 0		5- 0										
8- 4		1- 3		1- 1		AWAY		4- 0		2- 0										
9- 2		2- 2		3- 0		NEUTRAL		0- 0		4- 0										
14- 2		3- 3		4- 0		NON-CONFERENCE		3- 0		8- 0										
7- 1		1- 1		1- 0		HOME		2- 0		3- 0										
4- 1		1- 1		1- 0		AWAY		1- 0		1- 0										
7- 1		1- 1		2- 0		NEUTRAL		0- 0		4- 0										
12- 5		2- 4		2- 1		CONFERENCE		5- 0		3- 0										
6- 1		1- 1		1- 0		HOME		2- 0		2- 0										
4- 3		0- 2		0- 1		AWAY		3- 0		1- 0										
2- 1		1- 1		1- 0		NEUTRAL		0- 0		0- 0										
RPI 1-25		Team's RPI: 14		RPI 26-50		RPI 51-100		RPI 101+												
RPI	S	Opponent	Score		RPI	S	Opponent	Score		RPI	S	Opponent	Score							
1	H	Tennessee	51	56	32	A	South Fla.	60	48	58	H	Virginia Tech	70	40	119	A	Alabama	61	45	
1	N	Tennessee	63	54	39	H	West Virginia	64	25	64	H	La.-Lafayette	65	31	119	H	Alabama	70	27	
3	H	Connecticut	71	72	39	N	West Virginia	49	43	65	A	South Carolina	49	46	120	H	Florida	79	66	
3	N	Connecticut	73	50	40	A	Mississippi	74	77	69	A	Tulane	59	39	130	N	Louisiana Tech	61	44	
8	A	Vanderbilt	58	68	40	N	Mississippi	52	46	77	H	Kentucky	76	58	141	N	UNC Asheville	77	39	
8	N	Vanderbilt	45	51	44	H	Auburn	65	45	82	A	Arkansas	86	65	154	N	Tulsa	61	37	
9	H	Ohio St.	75	51	45	N	Florida St.	55	43	82	H	Arkansas	70	53	264	H	Howard	88	44	
11	A	Georgia	51	53						90	A	Mississippi St.	77	50	265	A	New Orleans	65	45	
11	H	Georgia	57	55											287	N	Eastern Wash.	105	52	
12	N	Rutgers	35	59											296	H	Detroit	80	44	
18	A	Baylor	60	64											334	H	McNeese St.	83	28	
19	A	Michigan St.	65	50																
LAST 10 Division I GAMES:																				
12	N	Rutgers	35	59	8	N	Vanderbilt	45	51											
3	N	Connecticut	73	50	1	N	Tennessee	63	54											
45	N	Florida St.	55	43	40	N	Mississippi	52	46											
39	N	West Virginia	49	43	119	H	Alabama	70	27											
141	N	UNC Asheville	77	39	8	A	Vanderbilt	58	68											

LSU

Non-Div I Games:

LSU

■ Loss, 
 ■ Non-Conf, S Site, 
 ■ Home 
 ■ Away 
 N Neutral

Average RPI Win: 224  
Average RPI Loss: 93

[illegible]

### Non-Div l Games:

La Sal l e
































































■ Loss, ■ Non-Conf, S Site, H Home A Away N Neutral

Lasalle

Lasalle

La. Marquette				Through Games Of Sunday, March 11, 2007										
Average RPI Win:		189	WON-LOST RECORD		WINNING PCT. RANK	LAST 10 GAMES		STRENGTH OF SCHEDULE		OPP. STRENGTH OF SCHEDULE	TEAM RPI	ADJ. RPI	CONF. RPI	ADJ CONF. RPI
Average RPI Loss:		57												
DIV. I ONLY		25- 8	38		7- 3		127		124		60	64	9	9
DIV. I NON-CONF.		9- 3	52		0- 1		221		257		110	112	9	9
<hr/>														
TOTALS		RPI 1-25		RPI 26-50		W-L RECORDS		RPI 51-100		RPI 100+				
25- 8		0- 4		1- 1		OVERALL		3- 3		21- 1				
12- 2		0- 1		0- 0		HOME		2- 1		10- 0				
10- 6		0- 2		1- 1		AWAY		1- 2		8- 1				
3- 1		0- 1		0- 0		NEUTRAL		0- 0		3- 0				
9- 3		0- 2		0- 1		NON-CONFERENCE		1- 1		8- 0				
2- 0		0- 0		0- 0		HOME		0- 0		2- 0				
4- 3		0- 1		0- 1		AWAY		1- 1		3- 0				
3- 1		0- 1		0- 0		NEUTRAL		0- 0		3- 0				
16- 5		0- 2		1- 0		CONFERENCE		2- 2		13- 1				
10- 2		0- 1		0- 0		HOME		2- 1		8- 0				
6- 3		0- 1		1- 0		AWAY		0- 1		5- 1				
0- 0		0- 0		0- 0		NEUTRAL		0- 0		0- 0				
<hr/>														
RPI 1-25		RPI 26-50		RPI 51-100		Team's RPI: 64		RPI 101+						
RPI S	Opponent	Score		RPI S	Opponent	Score		RPI S	Opponent	Score		RPI S	Opponent	Score
13	A Middle Tenn.	57	84	33	A Texas	59	69	65	A South Carolina	83	68	108	A Denver	67 55
13	H Middle Tenn.	67	77	34	A Western Ky.	77	64	72	A Arkansas St.	61	77	108	H Denver	72 52
14	A LSU	31	65					72	H Arkansas St.	58	65	129	A Florida Int'l	75 52
17	N Marquette	58	87					72	H Arkansas St.	62	59	129	H Florida Int'l	84 73
								89	H Ark. -Little Rock	65	61	129	H Florida Int'l	67 49
								92	A UTEP	49	70	170	H South Ala.	69 61
												175	A North Texas	85 76
												175	H North Texas	75 59
												178	A Hampton	57 44
												185	A La. -Monroe	52 55
												185	H La. -Monroe	58 43
												204	N Texas St.	59 39
												212	H Troy	89 66
												234	A Fla. Atlantic	79 61
												261	A Tex. -Pan American	65 52
												261	H Tex. -Pan American	59 53
												265	A New Orleans	77 51
												265	H New Orleans	75 47
												286	N Md. -East. Shore	68 36
												322	H Savannah St.	82 51
												330	A Texas Southern	82 48
												335	N Bethune-Cookman	86 23
<hr/>														
LAST 10 Division I GAMES:														
17 N Marquette 58 87								129 A Florida Int'l 75 52						
13 H Middle Tenn. 67 77								108 A Denver 67 55						
72 H Arkansas St. 62 59								185 H La. -Monroe 58 43						
129 H Florida Int'l 67 49								72 A Arkansas St. 61 77						
175 H North Texas 75 59								265 H New Orleans 75 47						





La. -Lafayette

Average RPI Win:		230	WON-LOST	WINNING	LAST 10	STRENGTH OF	OPP. STRENGTH	TEAM	ADJ.	CONF.	ADJ CONF.
Average RPI Loss:		100	RECORD	PCT. RANK	GAMES	SCHEDULE	OF SCHEDULE	RPI	RPI	RPI	RPI
DIV. I ONLY	13- 16	187	0- 10	165	155	182	185	9	9		
DIV. I NON-CONF.	9- 1	20	0- 0	325	308	127	128	9	9		
<hr/>											
TOTALS	RPI 1-25		RPI 26-50		W-L RECORDS		RPI 51-100		RPI 100+		
13- 16	0- 2		0- 1		OVERALL		1- 7		12- 6		
5- 7	0- 1		0- 0		HOME		1- 2		4- 4		
6- 9	0- 1		0- 1		AWAY		0- 5		6- 2		
2- 0	0- 0		0- 0		NEUTRAL		0- 0		2- 0		
9- 1	0- 0		0- 0		NON-CONFERENCE		0- 1		9- 0		
3- 0	0- 0		0- 0		HOME		0- 0		3- 0		
4- 1	0- 0		0- 0		AWAY		0- 1		4- 0		
2- 0	0- 0		0- 0		NEUTRAL		0- 0		2- 0		
4- 15	0- 2		0- 1		CONFERENCE		1- 6		3- 6		
2- 7	0- 1		0- 0		HOME		1- 2		1- 4		
2- 8	0- 1		0- 1		AWAY		0- 4		2- 2		
0- 0	0- 0		0- 0		NEUTRAL		0- 0		0- 0		
<hr/>											
RPI S Opponent	RPI 1-25	Score	RPI S Opponent	RPI 26-50	Score	RPI S Opponent	RPI 51-100	Score	RPI S Opponent	RPI 101+	Team's RPI: 185
13  Middle Tenn.		59 	34  Western Ky.		69 	64  La. -Lafayette		43 	102  UAB		80 73
13  Middle Tenn.		70 				64  La. -Lafayette		55 52	108  Denver		33 
						72  Arkansas St.		54 	108  Denver		52 
						72  Arkansas St.		56 	129  Florida Int'l		48 
						72  Arkansas St.		64 	130  Louisiana Tech		58 54
						82  Arkansas		54 	170  South Ala.		61 56
						89  Ark. -Little Rock		49 	175  North Texas		67 
						89  Ark. -Little Rock		58 	193  Southern Miss.		64 63
									212  Troy		39 
									234  Fla. Atlantic		76 72
									261  Tex. -Pan American		55 51
									265  New Orleans		69 
									265  New Orleans		61 47
									291  Memphis		69 50
									295  UMKC		52 50
									315  Northwestern St.		83 39
									332  Centenary (La.)		74 71
									334  McNeese St.		71 53
<hr/>											
LAST 10 Division I GAMES:											
72  Arkansas St.		56 	175  North Texas		67 						
265  New Orleans		69 	13  Middle Tenn.		70 						
108  Denver		52 	89  Ark. -Little Rock		49 						
72  Arkansas St.		54 	34  Western Ky.		69 						
64  La. -Lafayette		43 	212  Troy		39 						

L  
a  
-  
M  
o  
n  
r  
o  
e

Non-Div I Games: Southern Ark. 61 46

La. -Monroe

 Loss,  Non-Conf, S Site,  Home  Away N Neutral

L  
a  
f  
a  
y  
e  
t  
t  
e

Lafayette

Page 140



Average RPI Win: 269  
Average RPI Loss: 215

WON-LOST  
RECORD

WINNING  
PCT. RANK

LAST 10  
GAMES

STRENGTH OF  
SCHEDULE

OPP. STRENGTH  
OF SCHEDULE

TEAM  
RPI

ADJ.  
RPI

CONF.  
RPI

ADJ CONF.  
RPI

DIV. I ONLY  
DIV. I NON-CONF.

11- 17  
4- 9

223  
257

4- 6  
1- 0

306  
236

323  
312

285  
281

285  
281

28  
27

28  
27

TOTALS

RPI 1-25

RPI 26-50

W-L RECORDS

RPI 51-100

RPI 100+

11- 17

0- 1

0- 0

OVERALL

0- 2

11- 14

9- 4

0- 1

0- 0

HOME

0- 1

9- 2

2- 12

0- 0

0- 0

AWAY

0- 1

2- 11

0- 1

0- 0

0- 0

NEUTRAL

0- 0

0- 1

4- 9

0- 1

0- 0

NON-CONFERENCE

0- 1

4- 7

4- 2

0- 1

0- 0

HOME

0- 0

4- 1

0- 7

0- 0

0- 0

AWAY

0- 1

0- 6

0- 0

0- 0

0- 0

NEUTRAL

0- 0

0- 0

7- 8

0- 0

0- 0

CONFERENCE

0- 1

7- 7

5- 2

0- 0

0- 0

HOME

0- 1

5- 1

2- 5

0- 0

0- 0

AWAY

0- 0

2- 5

0- 1

0- 0

0- 0

NEUTRAL

0- 0

0- 1

RPI 1-25

RPI 26-50

RPI 51-100

RPI 101+ Team's RPI: 285

RPI S Opponent Score  
7 H Okl ahoma 44 79

RPI S Opponent Score

RPI S Opponent Score  
62 H Texas-Arlington 51 65  
69 A Tul ane 70 83

RPI S Opponent Score  
108 A Denver 43 97  
127 A Stephen F. Austin 81 71  
127 N Stephen F. Austin 65 73  
194 A A&M-Corpus Christi 81 85  
195 H UTSA 60 46  
204 A Texas St. 60 69  
216 H New Mexi co St. 52 69  
246 A IUPUI 57 65  
251 H Albany (N. Y.) 56 43  
257 A Al corn St. 58 64  
257 H Al corn St. 74 59  
276 A Southeastern La. 59 58  
276 H Southeastern La. 71 72  
277 A Central Ark. 71 74  
277 H Central Ark. 81 78  
292 H Chi cago St. 61 56  
310 A Northern Colo. 43 71  
315 A Northwestern St. 61 68  
315 H Northwestern St. 69 58  
316 H Sam Houston St. 81 49  
317 A Ni chol ls St. 90 95  
317 H Ni chol ls St. 70 52  
332 A Centenary (La.) 68 80  
334 A McNeese St. 59 60  
334 H McNeese St. 71 60

LAST 10 Division I GAMES:

127 N Stephen F. Austin 65 73  
276 A Southeastern La. 59 58  
317 H Ni chol ls St. 70 52  
334 A McNeese St. 59 60  
194 A A&M-Corpus Christi 81 85  
315 H Northwestern St. 69 58  
277 H Central Ark. 81 78  
204 A Texas St. 60 69  
62 H Texas-Arlington 51 65  
276 H Southeastern La. 71 72

Lamar

Average RPI Win: 251		WON-LOST RECORD		WINNING PCT. RANK		LAST 10 GAMES		STRENGTH OF SCHEDULE		OPP. STRENGTH OF SCHEDULE		TEAM RPI		ADJ. RPI		CONF. RPI		ADJ CONF. RPI	
DIV. I ONLY		11- 19		233		4- 6		245		310		265		270		24		25	
DIV. I NON-CONF.		5- 9		241		0- 0		216		285		248		251		26		26	
TOTALS		RPI 1-25		RPI 26-50		W-L RECORDS		RPI 51-100		RPI 100+									
11- 19		0- 1		0- 0		OVERALL		0- 1		11- 17									
6- 8		0- 0		0- 0		HOME		0- 1		6- 7									
4- 10		0- 1		0- 0		AWAY		0- 0		4- 9									
1- 1		0- 0		0- 0		NEUTRAL		0- 0		1- 1									
5- 9		0- 1		0- 0		NON-CONFERENCE		0- 1		5- 7									
3- 4		0- 0		0- 0		HOME		0- 1		3- 3									
2- 5		0- 1		0- 0		AWAY		0- 0		2- 4									
0- 0		0- 0		0- 0		NEUTRAL		0- 0		0- 0									
6- 10		0- 0		0- 0		CONFERENCE		0- 0		6- 10									
3- 4		0- 0		0- 0		HOME		0- 0		3- 4									
2- 5		0- 0		0- 0		AWAY		0- 0		2- 5									
1- 1		0- 0		0- 0		NEUTRAL		0- 0		1- 1									

RPI 1-25		RPI 26-50		RPI 51-100		RPI 101+ Team's RPI: 270					
RPI S	Opponent	Score	RPI S	Opponent	Score	RPI S	Opponent	Score			
22	A North Carolina St.	34 66				66	H Seton Hall	48 51	109	A Ohio	40 57
									128	A Bucknell I	37 64
									128	H Bucknell I	53 63
									143	A Long Island	57 36
									153	A Army	53 56
									153	H Army	71 77
									153	N Army	57 53
									205	A Drexel	55 62
									210	A Monmouth	65 72
									219	H Syracuse	55 48
									226	A Holy Cross	61 75
									226	H Holy Cross	52 43
									226	N Holy Cross	62 65
									228	H Binghamton	70 49
									237	H Penn	53 54
									240	H Yale	56 66
									250	A Akron	61 62
									263	A Navy	44 54
									263	H Navy	46 59
									266	H Gardner-Webb	74 61
									269	H Princeton	49 56
									274	A American	67 60
									274	H American	52 55
									297	A Colgate	68 50
									297	H Colgate	62 53
									321	A Lafayette	62 67
									321	H Lafayette	62 50
									333	A NJIT	70 44
			LAST 10 Division I GAMES:								
			226	N Holy Cross	62 65	297	A Colgate	68 50	297	H Colgate	62 53
			153	N Army	57 53	153	H Army	71 77	321	A Lafayette	62 67
			226	H Holy Cross	52 43	263	H Navy	46 59	321	H Lafayette	62 50
			128	H Bucknell I	53 63	274	A American	67 60	333	A NJIT	70 44
			321	A Lafayette	62 67	226	A Holy Cross	61 75			

Non-Div I Games:

Lehigh

Loss, Non-Conf, S Site, H Home A Away N Neutral

Average RPI Win: 246		WON-LOST RECORD		WINNING PCT. RANK		LAST 10 GAMES		STRENGTH OF SCHEDULE		OPP. STRENGTH OF SCHEDULE		TEAM RPI		ADJ. RPI		CONF. RPI		ADJ CONF. RPI	
DIV. I ONLY		17- 12		113		6- 4		139		196		123		122		21		21	
DIV. I NON-CONF.		6- 7		175		0- 0		61		68		118		116		22		22	
TOTALS		RPI 1-25		RPI 26-50		W-L RECORDS		RPI 51-100		RPI 100+									
17- 12		0- 2		1- 1		OVERALL		0- 4		16- 5									
8- 3		0- 0		0- 0		HOME		0- 1		8- 2									
8- 4		0- 1		1- 1		AWAY		0- 0		7- 2									
1- 5		0- 1		0- 0		NEUTRAL		0- 3		1- 1									
6- 7		0- 2		1- 1		NON-CONFERENCE		0- 4		5- 0									
3- 1		0- 0		0- 0		HOME		0- 1		3- 0									
3- 2		0- 1		1- 1		AWAY		0- 0		2- 0									
0- 4		0- 1		0- 0		NEUTRAL		0- 3		0- 0									
11- 5		0- 0		0- 0		CONFERENCE		0- 0		11- 5									
5- 2		0- 0		0- 0		HOME		0- 0		5- 2									
5- 2		0- 0		0- 0		AWAY		0- 0		5- 2									
1- 1		0- 0		0- 0		NEUTRAL		0- 0		1- 1									

RPI 1-25		RPI 26-50		RPI 51-100		RPI 101+ Team's RPI: 122		
RPI S	Opponent	Score	RPI S	Opponent	Score	RPI S	Opponent	Score
16 A	George Washington	66 74	26 A	James Madison	64 74	53 N	Marist	43 76
24 N	Pittsburgh	47 54	48 A	Virginia	75 71	58 H	Virginia Tech	52 55
						62 N	Texas-Arlington	54 58
						85 N	UNC Greensboro	59 67
								139 A Radford 54 77
								139 H Radford 79 66
								139 N Radford 55 57
								141 A UNC Asheville 66 62
								141 H UNC Asheville 51 54
								151 A High Point 62 64
								151 H High Point 61 67
								201 A Coastal Caro. 58 54
								201 H Coastal Caro. 59 57
								225 A George Mason 61 56
								228 A Binghamton 62 45
								274 H American 73 42
								289 H Longwood 82 48
								293 A Winthrop 77 52
								293 H Winthrop 69 42
								298 A Charleston So. 72 39
								298 H Charleston So. 91 40
								311 A Bi rmi ngham-So. 79 66
								311 H Bi rmi ngham-So. 52 44
								311 N Bi rmi ngham-So. 70 58
								326 H Norfolk St. 91 53

LAST 10 Division I GAMES:					
139 N	Radford	55 57	298 H	Charleston So.	91 40
311 N	Bi rmi ngham-So.	70 58	201 H	Coastal Caro.	59 57
139 A	Radford	54 77	293 A	Winthrop	77 52
311 A	Bi rmi ngham-So.	79 66	151 H	High Point	61 67
141 H	UNC Asheville	51 54	311 H	Bi rmi ngham-So.	52 44

Non-Div I Games: Virginia Union 66 49 Columbia Union 97 27

Liberty

Average RPI Win:	258	WON-LOST	WINNING	LAST 10	STRENGTH OF	OPP. STRENGTH	TEAM	ADJ.	CONF.	ADJ CONF.
Average RPI Loss:	211	RECORD	PCT. RANK	GAMES	SCHEDULE	OF SCHEDULE	RPI	RPI	RPI	RPI
DIV. I ONLY	7- 21	293	3- 7	271	314	305	306	29	29	
DIV. I NON-CONF.	2- 11	304	1- 1	272	306	324	324	30	30	

TOTALS	RPI 1-25	RPI 26-50	W-L RECORDS	RPI 51-100	RPI 100+
7- 21	0- 1	0- 0	OVERALL	0- 3	7- 17
5- 7	0- 0	0- 0	HOME	0- 2	5- 5
1- 12	0- 1	0- 0	AWAY	0- 1	1- 10
1- 2	0- 0	0- 0	NEUTRAL	0- 0	1- 2
2- 11	0- 1	0- 0	NON-CONFERENCE	0- 1	2- 9
1- 4	0- 0	0- 0	HOME	0- 1	1- 3
0- 6	0- 1	0- 0	AWAY	0- 0	0- 5
1- 1	0- 0	0- 0	NEUTRAL	0- 0	1- 1
5- 10	0- 0	0- 0	CONFERENCE	0- 2	5- 8
4- 3	0- 0	0- 0	HOME	0- 1	4- 2
1- 6	0- 0	0- 0	AWAY	0- 1	1- 5
0- 1	0- 0	0- 0	NEUTRAL	0- 0	0- 1

RPI 1-25				RPI 26-50				RPI 51-100				RPI 101+				Team's RPI: 306	
RPI	S	Opponent	Score	RPI	S	Opponent	Score	RPI	S	Opponent	Score	RPI	S	Opponent	Score		
8	A	Vanderbi l t	40 109					82	H	Arkansas	39 77	123	A	Murray St.	53 81		
								100	A	Bel mont	53 67	125	A	East Tenn. St.	51 71		
								100	H	Bel mont	55 72	125	H	East Tenn. St.	57 52		
												125	N	East Tenn. St.	69 83		
												133	A	Evansville	53 76		
												137	H	La Salle	47 61		
												189	A	Jacksonville	59 69		
												189	H	Jacksonville	64 61		
												238	N	Austin Peay	56 55		
												266	A	Gardner-Webb	59 66		
												266	H	Gardner-Webb	44 51		
												283	A	Kennesaw St.	71 82		
												283	H	Kennesaw St.	68 57		
												289	N	Longwood	53 55		
												291	A	Memphis	55 57		
												309	A	Campbell	56 72		
												309	H	Campbell	68 80		
												318	H	Tennessee St.	52 64		
												323	A	Stetson	59 57		
												323	H	Stetson	71 53		
												324	A	North Fla.	51 54		
												324	H	North Fla.	44 53		
												327	A	Mercer	49 58		
												327	H	Mercer	79 50		
LAST 10 Division I GAMES:																	
				125	N	East Tenn. St.	69 83	100	A	Bel mont	53 67						
				189	A	Jacksonville	59 69	327	A	Mercer	49 58						
				324	A	North Fla.	51 54	323	A	Stetson	59 57						
				309	H	Campbell	68 80	125	H	East Tenn. St.	57 52						
				266	H	Gardner-Webb	44 51	283	H	Kennesaw St.	68 57						

Non-Di v I Games: Fi sk

93 35

Lipscomb

Loss, Non-Conf, S Site, H Home A Away N Neutral

Average RPI Win:	244	WON-LOST	WINNING	LAST 10	STRENGTH OF	OPP. STRENGTH	TEAM	ADJ.	CONF.	ADJ CONF.
Average RPI Loss:	154	RECORD	PCT. RANK	GAMES	SCHEDULE	OF SCHEDULE	RPI	RPI	RPI	RPI

DIV. I ONLY	9- 23	278	4- 6	189	227	272	268	23	23
DIV. I NON-CONF.	3- 12	290	0- 1	109	193	243	240	18	18

TOTALS	RPI 1-25	RPI 26-50	W-L RECORDS	RPI 51-100	RPI 100+
9- 23	0- 0	0- 1	OVERALL	1- 7	8- 15
5- 9	0- 0	0- 0	HOME	0- 2	5- 7
2- 13	0- 0	0- 1	AWAY	1- 4	1- 8
2- 1	0- 0	0- 0	NEUTRAL	0- 1	2- 0
3- 12	0- 0	0- 1	NON-CONFERENCE	1- 4	2- 7
2- 5	0- 0	0- 0	HOME	0- 1	2- 4
1- 7	0- 0	0- 1	AWAY	1- 3	0- 3
0- 0	0- 0	0- 0	NEUTRAL	0- 0	0- 0
6- 11	0- 0	0- 0	CONFERENCE	0- 3	6- 8
3- 4	0- 0	0- 0	HOME	0- 1	3- 3
1- 6	0- 0	0- 0	AWAY	0- 1	1- 5
2- 1	0- 0	0- 0	NEUTRAL	0- 1	2- 0

RPI S	Opponent	Score	RPI S	Opponent	Score	RPI S	Opponent	Score	RPI S	Opponent	Score
			49 A	South Dakota St.	41 85	67 A	Southern	50 85	110 A	UC Santa Barb.	60 71
							Cal i forni a		110 H	UC Santa Barb.	55 69
						83 A	Utah	43 66	124 A	Ari zona	39 77
						91 A	Loyol a Marymount	38 61	132 A	Pepperdi ne	42 69
						97 A	UC Ri versi de	43 58	153 H	Army	59 69
						97 H	UC Ri versi de	45 52	156 H	UNLV	44 61
						97 N	UC Ri versi de	53 59	171 H	Santa Cl ara	67 76
						98 A	San Di ego	53 37	208 A	Cal St. Fullerton	57 68
						99 H	Oregon	33 44	208 H	Cal St. Fullerton	73 59
									214 A	Cal St. Northridge	60 74
									214 H	Cal St. Northridge	63 73
									221 H	Fai rfi el d	62 61
									230 A	Cal Poly	50 61
									230 H	Cal Poly	56 67
									230 N	Cal Poly	70 67
									243 H	Montana St.	68 78
									260 A	UC Davis	50 60
									260 H	UC Davis	63 47
									288 A	UC I rvi ne	77 63
									288 H	UC I rvi ne	54 53
									288 N	UC I rvi ne	76 64
									313 A	Paci fi c	72 77
									313 H	Paci fi c	70 52
LAST 10 Division I GAMES:											
			97 N	UC Ri versi de	53 59	208 H	Cal St. Fullerton	73 59			
			230 N	Cal Poly	70 67	97 H	UC Ri versi de	45 52			
			288 N	UC I rvi ne	76 64	110 H	UC Santa Barb.	55 69			
			288 A	UC I rvi ne	77 63	230 H	Cal Poly	56 67			
			260 A	UC Davi s	50 60	313 A	Paci fi c	72 77			

Non-Di v I Games:

Long Beach St.

■ Loss, 
 ■ Non-Conf, S Site, 
 ■ Home 
 ■ Away 
 N Neutral

[illegible]

Longisland

Longisland

### Non-Div I Games:

Long Island and

Loss, Non-Conf, S Site, H Home A Away N Neutral

Longwood				through games of Sunday, March 11, 2007							
Average RPI Win:		309	WON-LOST	WINNING	LAST 10	STRENGTH OF	OPP. STRENGTH	TEAM	ADJ.	CONF.	ADJ CONF.
Average RPI Loss:		176	RECORD	PCT. RANK	GAMES	SCHEDULE	OF SCHEDULE	RPI	RPI	RPI	RPI
DIV. I ONLY			7- 21	293	2- 7	244	299	290	289	31	31
DIV. I NON-CONF.			4- 18	296	0- 4	139	271	274	275	28	28
<hr/>											
TOTALS		RPI 1-25	RPI 26-50		W-L RECORDS		RPI 51-100		RPI 100+		
7- 21		0- 1	0- 1		OVERALL		0- 3		7- 16		
5- 5		0- 0	0- 1		HOME		0- 1		5- 3		
1- 15		0- 1	0- 0		AWAY		0- 2		1- 12		
1- 1		0- 0	0- 0		NEUTRAL		0- 0		1- 1		
4- 18		0- 1	0- 1		NON-CONFERENCE		0- 3		4- 13		
2- 5		0- 0	0- 1		HOME		0- 1		2- 3		
1- 12		0- 1	0- 0		AWAY		0- 2		1- 9		
1- 1		0- 0	0- 0		NEUTRAL		0- 0		1- 1		
3- 3		0- 0	0- 0		CONFERENCE		0- 0		3- 3		
3- 0		0- 0	0- 0		HOME		0- 0		3- 0		
0- 3		0- 0	0- 0		AWAY		0- 0		0- 3		
0- 0		0- 0	0- 0		NEUTRAL		0- 0		0- 0		
<hr/>											
RPI 1-25		RPI 26-50		RPI 51-100		RPI 101+		Team's RPI: 289			
RPI S	Opponent	Score	RPI S	Opponent	Score	RPI S	Opponent	Score	RPI S	Opponent	Score
9	A Ohio St.	33 68	26	H James Madison	42 80	52	A Georgia Tech	46 75	114	N Indiana St.	68 79
						80	H Robert Morris	62 92	116	A William & Mary	27 70
						85	A UNC Greensboro	50 81	122	A Liberty	48 82
									131	A VCU	43 69
									139	A Radford	47 61
									151	A High Point	41 59
									166	H UMBC	49 57
									186	A N. C. A&T	63 79
									242	A Elon	39 48
									266	A Gardner-Webb	44 66
									274	A American	66 59
									282	A Wright St.	45 52
									283	A Kennesaw St.	63 80
									286	H Md. -East. Shore	52 59
									298	H Charleston So.	51 59
									304	H Wi nston-Sal em	69 65
									306	N Li pscomb	55 53
									309	H Campbel l	56 54
									322	A Savannah St.	41 56
									322	H Savannah St.	55 40
									324	H North Fla.	52 45
									326	H Norfolk St.	67 55
									333	A NJIT	38 50
<hr/>											
LAST 10 Division I GAMES:											
283	A Kennesaw St.	63 80	26	H James Madison	42 80	242	A Elon	39 48			
52	A Georgi a Tech	46 75	298	H Charleston So.	51 59	322	H Savannah St.	55 40			
333	A NJIT	38 50	139	A Radford	47 61						
304	H Wi nston-Sal em	69 65									
322	A Savannah St.	41 56									

Longwood

Non-Div I Games: Col umbi a Uni on 65 39

Longwood

Loss, 
Non-Conf, S Site, 
H Home
A Away 
N Neutral

Average RPI Win:	197	WON-LOST	WINNING	LAST 10	STRENGTH OF	OPP. STRENGTH	TEAM	ADJ.	CONF.	ADJ CONF.
Average RPI Loss:	116	RECORD	PCT. RANK	GAMES	SCHEDULE	OF SCHEDULE	RPI	RPI	RPI	RPI

DIV. I ONLY	17- 13	127	7- 3	170	114	132	130	17	17
DIV. I NON-CONF.	5- 8	224	0- 0	94	13	151	151	17	17

TOTALS	RPI 1-25	RPI 26-50	W-L RECORDS	RPI 51-100	RPI 100+
17- 13	0- 2	0- 1	OVERALL	4- 2	13- 8
7- 6	0- 1	0- 1	HOME	1- 2	6- 2
9- 5	0- 0	0- 0	AWAY	3- 0	6- 5
1- 2	0- 1	0- 0	NEUTRAL	0- 0	1- 1
5- 8	0- 2	0- 1	NON-CONFERENCE	3- 1	2- 4
2- 3	0- 1	0- 1	HOME	1- 1	1- 0
2- 3	0- 0	0- 0	AWAY	2- 0	0- 3
1- 2	0- 1	0- 0	NEUTRAL	0- 0	1- 1
12- 5	0- 0	0- 0	CONFERENCE	1- 1	11- 4
5- 3	0- 0	0- 0	HOME	0- 1	5- 2
7- 2	0- 0	0- 0	AWAY	1- 0	6- 2
0- 0	0- 0	0- 0	NEUTRAL	0- 0	0- 0

RPI 1-25				RPI 26-50				RPI 51-100				RPI 101+ Team's RPI: 130			
RPI	S	Opponent	Score	RPI	S	Opponent	Score	RPI	S	Opponent	Score	RPI	S	Opponent	Score
1	H	Tennessee	50 71	34	H	Western Ky.	60 73	79	A	Iowa	77 59	119	H	Alabama	66 57
14	N	LSU	44 61					81	H	Kansas St.	61 64	121	A	Fresno St.	57 72
								86	H	Rice	86 58	121	H	Fresno St.	78 40
								87	A	Boise St.	79 63	124	A	Arizona	59 74
								87	H	Boise St.	47 68	127	A	Stephen F. Austin	55 65
								90	A	Mississippi St.	60 54	135	A	Hawaii	64 53
												135	H	Hawaii	59 60
												173	A	Nevada	73 62
												173	H	Nevada	54 55
												185	A	La.-Monroe	54 58
												213	N	Eastern Ky.	84 86
												216	A	New Mexico St.	69 53
												216	A	New Mexico St.	57 63
												216	H	New Mexico St.	74 56
												232	A	Utah St.	71 58
												232	H	Utah St.	69 54
												308	A	Idaho	87 66
												308	H	Idaho	78 71
												312	N	Grambling	70 50
												314	A	San Jose St.	65 52
												314	H	San Jose St.	71 61
LAST 10 Division I GAMES:				LAST 10 Division I GAMES:				LAST 10 Division I GAMES:				LAST 10 Division I GAMES:			
216	A	New Mexico St.	57 63	216	A	New Mexico St.	57 63	216	A	New Mexico St.	69 53	216	A	New Mexico St.	69 53
216	H	New Mexico St.	74 56	216	H	New Mexico St.	74 56	135	H	Hawaii	59 60	135	H	Hawaii	59 60
232	A	Utah St.	71 58	232	A	Utah St.	71 58	314	H	San Jose St.	71 61	314	H	San Jose St.	71 61
121	A	Fresno St.	57 72	121	A	Fresno St.	57 72	87	A	Boise St.	79 63	87	A	Boise St.	79 63
308	H	Idaho	78 71	308	H	Idaho	78 71	173	A	Nevada	73 62	173	A	Nevada	73 62

Non-Div I Games:

Louisiana Tech

Loss, Non-Conf, S Site, H Home A Away N Neutral

Louisiana Tech



Through Games Of Sunday, March 11, 2007																			
Average RPI Win: 146		WON-LOST RECORD		WINNING PCT. RANK		LAST 10 GAMES		STRENGTH OF SCHEDULE		OPP. STRENGTH OF SCHEDULE		TEAM RPI		ADJ. RPI		CONF. RPI		ADJ. CONF. RPI	
37																			
DIV. I ONLY		26- 7		27		5- 5		115		51		36		37		5		5	
DIV. I NON-CONF.		14- 0		1		1- 1		260		123		41		44		5		5	
TOTALS		RPI 1-25		RPI 26-50		W-L RECORDS		RPI 51-100		RPI 100+									
26- 7		2- 4		4- 3		OVERALL		4- 0		17- 1									
17- 1		2- 0		1- 1		HOME		4- 0		10- 0									
7- 6		0- 3		1- 2		AWAY		0- 0		6- 1									
3- 1		0- 1		2- 0		NEUTRAL		0- 0		1- 0									
14- 0		0- 1		3- 0		NON-CONFERENCE		2- 0		10- 0									
10- 0		0- 0		1- 0		HOME		2- 0		7- 0									
4- 0		0- 0		1- 0		AWAY		0- 0		3- 0									
1- 1		0- 1		1- 0		NEUTRAL		0- 0		0- 0									
12- 7		2- 3		1- 3		CONFERENCE		2- 0		7- 1									
7- 1		2- 0		0- 1		HOME		2- 0		3- 0									
3- 6		0- 3		0- 2		AWAY		0- 0		3- 1									
2- 0		0- 0		1- 0		NEUTRAL		0- 0		1- 0									
RPI 1-25		RPI 26-50		Team's RPI: 37		RPI 51-100		RPI 101+											
RPI S	Opponent	Score		RPI S	Opponent	Score		RPI S	Opponent	Score		RPI S	Opponent	Score					
3	A Connecticut	56 84		27	A Xavier	63 59		60	H DePaul	86 68		106	H Cincinnati	67 62					
3	A Connecticut	50 76		30	A Notre Dame	55 64		66	H Seton Hall	88 67		110	A UC Santa Barb.	72 66					
12	H Rutgers	53 50		32	A South Fla.	58 74		77	H Kentucky	83 75		120	A Florida	77 60					
15	N Arizona St.	58 67		34	H Western Ky.	70 58		100	H Belmont	80 51		142	A Villanova	64 59					
17	A Marquette	54 65		38	N Brigham Young	80 54						146	H St. John's (N.Y.)	91 62					
24	H Pittsburgh	72 59		39	H West Virginia	71 76						146	N St. John's (N.Y.)	68 54					
				39	N West Virginia	68 56						149	A Georgetown	57 54					
												159	A Providence	94 100					
												169	H Butler	80 77					
												209	H Dayton	81 54					
												219	A Syracuse	68 56					
												219	H Syracuse	98 50					
												244	H Furman	89 44					
												259	H Eastern Ill.	93 75					
												291	H Memphis	102 64					
												293	H Winthrop	69 45					
												310	A Northern Colo.	82 52					
												328	H Sacramento St.	77 42					
LAST 10 Division I GAMES:																			
15 N Arizona St.				58 67				39 H West Virginia				71 76							
38 N Brigham Young				80 54				219 A Syracuse				68 56							
3 A Connecticut				50 76				146 H St. John's (N.Y.)				91 62							
39 N West Virginia				68 56				17 A Marquette				54 65							
146 N St. John's (N.Y.)				68 54				3 A Connecticut				56 84							

Louisville

L  
o  
u  
i  
s  
v  
i  
l  
l  
e

### Non-Div l Games:

Louisi v. I l e

Loss, Non-Conf, S Site, H Home A Away N Neutral

Average RPI Win: 283		WON-LOST RECORD	WINNING PCT. RANK	LAST 10 GAMES	STRENGTH OF SCHEDULE	OPP. STRENGTH OF SCHEDULE	TEAM RPI	ADJ. RPI	CONF. RPI	ADJ CONF. RPI
Average RPI Loss: 177										
DIV. I ONLY		7- 21	293	3- 7	304	236	307	307	25	24
DIV. I NON-CONF.		2- 9	296	0- 0	238	103	297	297	24	23
TOTALS		RPI 1-25	RPI 26-50	W-L RECORDS	RPI 51-100	RPI 100+				
7- 21		0- 0	0- 2	OVERALL	0- 3	7- 16				
2- 10		0- 0	0- 1	HOME	0- 1	2- 8				
5- 9		0- 0	0- 1	AWAY	0- 1	5- 7				
0- 2		0- 0	0- 0	NEUTRAL	0- 1	0- 1				
2- 9		0- 0	0- 0	NON-CONFERENCE	0- 3	2- 6				
0- 3		0- 0	0- 0	HOME	0- 1	0- 2				
2- 4		0- 0	0- 0	AWAY	0- 1	2- 3				
0- 2		0- 0	0- 0	NEUTRAL	0- 1	0- 1				
5- 12		0- 0	0- 2	CONFERENCE	0- 0	5- 10				
2- 7		0- 0	0- 1	HOME	0- 0	2- 6				
3- 5		0- 0	0- 1	AWAY	0- 0	3- 4				
0- 0		0- 0	0- 0	NEUTRAL	0- 0	0- 0				
RPI 1-25		RPI 26-50		RPI 51-100		Team's RPI: 307				
RPI S	Opponent	Score	RPI S	Opponent	Score	RPI S	Opponent	Score		
50	A Wi s. -Green Bay	71 87	50	H Wi s. -Green Bay	60 78	60	N DePaul	70 97	114	A Indiana St.
						76	A Illinois	59 87	158	H Northwestern
						88	H Illinois St.	66 77	169	A Butler
									169	H Butler
									172	H Valparaiso
									175	A North Texas
									187	A Ill. -Chicago
									187	H Ill. -Chicago
									209	A Dayton
									217	A Wi s. -Milwaukee
									217	H Wi s. -Milwaukee
									219	N Syracuse
									229	A Bradley
									282	A Wright St.
									282	H Wright St.
									292	A Chicago St.
									296	A Detroit
									296	H Detroit
									296	H Detroit
									303	A Youngstown St.
									303	H Youngstown St.
									305	A Cleveland St.
									305	H Cleveland St.
LAST 10 Division I GAMES:										
296	H Detroit	68 75	282	H Wright St.	60 66					
217	H Wi s. -Milwaukee	66 80	169	H Butler	67 71					
50	H Wi s. -Green Bay	60 78	303	A Youngstown St.	64 66					
296	A Detroit	73 61	305	A Cleveland St.	74 61					
187	A Ill. -Chicago	63 72	296	H Detroit	78 68					

Loyola (Mid.)				Midweek Games of Sunday, March 11, 2007						
Average RPI Win:	224	WON-LOST	WINNING	LAST 10	STRENGTH OF	OPP. STRENGTH	TEAM	ADJ.	CONF.	ADJ CONF.
Average RPI Loss:	156	RECORD	PCT. RANK	GAMES	SCHEDULE	OF SCHEDULE	RPI	RPI	RPI	RPI
DIV. I ONLY	18- 12	104	6- 4	220	209	146	148	19	19	
DIV. I NON-CONF.	5- 5	151	0- 0	209	100	180	183	21	21	

TOTALS	RPI 1-25	RPI 26-50	W-L RECORDS	RPI 51-100	RPI 100+
18- 12	0- 1	0- 1	OVERALL	1- 1	17- 9
8- 5	0- 1	0- 1	HOME	1- 0	7- 3
9- 6	0- 0	0- 0	AWAY	0- 1	9- 5
1- 1	0- 0	0- 0	NEUTRAL	0- 0	1- 1
5- 5	0- 1	0- 1	NON-CONFERENCE	0- 0	5- 3
1- 3	0- 1	0- 1	HOME	0- 0	1- 1
4- 2	0- 0	0- 0	AWAY	0- 0	4- 2
0- 0	0- 0	0- 0	NEUTRAL	0- 0	0- 0
13- 7	0- 0	0- 0	CONFERENCE	1- 1	12- 6
7- 2	0- 0	0- 0	HOME	1- 0	6- 2
5- 4	0- 0	0- 0	AWAY	0- 1	5- 3
1- 1	0- 0	0- 0	NEUTRAL	0- 0	1- 1

RPI 1-25			
RPI	S	Opponent	Score
6	H	Maryland	55 110

RPI 26-50			
RPI	S	Opponent	Score
47	H	Hartford	49 65

RPI 51-100			
RPI	S	Opponent	Score
53	A	Marist	50 60
53	H	Marist	62 55

RPI 101+			
RPI	S	Opponent	Score
142	A	Villanova	61 54
145	H	Towson	73 75
147	A	Iona	49 64
147	H	Iona	73 68
147	N	Iona	58 62
166	A	UMBC	56 58
205	A	Drexel	66 57
215	A	Cani si us	53 61
215	H	Cani si us	59 63
215	N	Cani si us	63 60
221	A	Fairfield	51 63
221	H	Fairfield	54 57
223	A	Mt. St. Mary's	65 61
227	A	St. Peter's	74 53
227	H	St. Peter's	72 61
231	A	Siena	71 54
231	H	Siena	60 53
237	H	Penn	75 63
239	A	Manhattan	66 56
239	H	Manhattan	61 45
249	A	Niagara	65 55
249	H	Niagara	91 53
281	A	St. Francis (Pa.)	81 64
290	A	Columbia	69 75
319	A	Rider	70 59
319	H	Rider	74 55

Team's RPI: 148			
RPI	S	Opponent	Score
147	N	Iona	58 62
215	N	Cani si us	63 60
227	A	St. Peter's	74 53
215	H	Cani si us	59 63
147	A	Iona	49 64

LAST 10 Division I GAMES:			
53	H	Marist	62 55
319	H	Rider	74 55
227	H	St. Peter's	72 61
249	A	Niagara	65 55
215	A	Cani si us	53 61

### Non-Div I Games:

Loyol a (Md. )

Loss, Non-Conf, S Site, H Home A Away N Neutral

Average RPI Win:	192	WON-LOST	WINNING	LAST 10	STRENGTH OF	OPP. STRENGTH	TEAM	ADJ.	CONF.	ADJ CONF.
Average RPI Loss:	83	RECORD	PCT. RANK	GAMES	SCHEDULE	OF SCHEDULE	RPI	RPI	RPI	RPI

DIV. I ONLY	19- 12	94	7- 3	99	113	94	91	12	12
DIV. I NON-CONF.	8- 6	122	0- 0	103	107	103	104	12	12

TOTALS	RPI 1-25	RPI 26-50	W-L RECORDS	RPI 51-100	RPI 100+
19- 12	0- 3	0- 4	OVERALL	0- 2	19- 3
7- 5	0- 1	0- 1	HOME	0- 1	7- 2
8- 6	0- 2	0- 2	AWAY	0- 1	8- 1
4- 1	0- 0	0- 1	NEUTRAL	0- 0	4- 0
8- 6	0- 3	0- 1	NON-CONFERENCE	0- 0	8- 2
3- 2	0- 1	0- 0	HOME	0- 0	3- 1
3- 4	0- 2	0- 1	AWAY	0- 0	3- 1
2- 0	0- 0	0- 0	NEUTRAL	0- 0	2- 0
11- 6	0- 0	0- 3	CONFERENCE	0- 2	11- 1
4- 3	0- 0	0- 1	HOME	0- 1	4- 1
5- 2	0- 0	0- 1	AWAY	0- 1	5- 0
2- 1	0- 0	0- 1	NEUTRAL	0- 0	2- 0

RPI S	Opponent	Score
10 A	Stanford	61 88
23 H	Texas A&M	52 77
25 A	Iowa St.	55 71

RPI S	Opponent	Score
27 A	Xavi er	65 75
46 A	Gonzaga	56 66
46 H	Gonzaga	56 60
46 N	Gonzaga	47 64

RPI S	Opponent	Score
98 A	San Di ego	49 50
98 H	San Di ego	60 69

RPI S	Opponent	Score
104 H	Northern Ari z.	58 74
110 A	UC Santa Barb.	63 58
121 A	Fresno St.	65 60
132 A	Pepperdi ne	63 52
132 H	Pepperdi ne	52 35
132 N	Pepperdi ne	64 61
135 H	Hawai i	79 69
171 A	Santa Cl ara	65 56
171 H	Santa Cl ara	67 52
171 N	Santa Cl ara	65 49
184 N	Tol edo	56 53
188 A	St. Mary' s (Cal .)	76 61
188 H	St. Mary' s (Cal .)	59 64
207 A	San Francis co	70 64
207 H	San Francis co	65 52
230 A	Cal Pol y	64 62
258 A	Portl and	74 52
258 H	Portl and	54 34
268 H	Long Beach St.	61 38
274 H	Ameri can	67 62
288 A	UC Irvi ne	59 79
297 N	Col gate	85 57

## LAST 10 Div sion I GAMES:

46 N Gonzaga	47 64	132 A Pepperdi ne	63 52
132 N Pepperdi ne	64 61	207 H San Francis co	65 52
171 N Santa Cl ara	65 49	98 H San Di ego	60 69
188 A St. Mary' s (Cal .)	76 61	46 A Gonzaga	56 66
171 A Santa Cl ara	65 56	258 A Portl and	74 52

Non-Di v I Games:

Loyol a Marymount

Loss, 
Non-Conf, S Site, 
H Home
A Away 
N Neutral

Average RPI Win: 218				WON-LOST RECORD		WINNING PCT. RANK		LAST 10 GAMES		STRENGTH OF SCHEDULE		OPP. STRENGTH OF SCHEDULE		TEAM RPI		ADJ. RPI		CONF. RPI		ADJ CONF. RPI			
DIV. I ONLY				13- 15		183		3- 7		163		174		173		168		16		16			
DIV. I NON-CONF.				6- 5		130		0- 0		161		153		145		142		16		16			
TOTALS				RPI 1-25		RPI 26-50		W-L RECORDS		RPI 51-100		RPI 100+											
13- 15				0- 1		0- 3		OVERALL		0- 3		13- 8											
8- 3				0- 0		0- 1		HOME		0- 1		8- 1											
3- 10				0- 0		0- 2		AWAY		0- 2		3- 6											
2- 2				0- 1		0- 0		NEUTRAL		0- 0		2- 1											
6- 5				0- 1		0- 1		NON-CONFERENCE		0- 1		6- 2											
3- 0				0- 0		0- 0		HOME		0- 0		3- 0											
1- 4				0- 0		0- 1		AWAY		0- 1		1- 2											
2- 1				0- 1		0- 0		NEUTRAL		0- 0		2- 0											
7- 10				0- 0		0- 2		CONFERENCE		0- 2		7- 6											
5- 3				0- 0		0- 1		HOME		0- 1		5- 1											
2- 6				0- 0		0- 1		AWAY		0- 1		2- 4											
0- 1				0- 0		0- 0		NEUTRAL		0- 0		0- 1											
RPI 1-25				RPI 26-50		RPI 51-100		RPI 101+		Team's RPI: 168													
RPI S	Opponent			Score		RPI S	Opponent			Score		RPI S	Opponent			Score		RPI S	Opponent			Score	
13 N	Mi ddl e Tenn.			60 87		47 A	Hartford			40 58		74 A	St. Joseph' s			49 69		105 A	Boston College			34 63	
						47 H	Hartford			50 66		84 A	Stony Brook			56 67		116 H	William & Mary			66 46	
						48 A	Vi rgi ni a			66 86		84 H	Stony Brook			66 79		136 H	Cl emson			80 78	
																		150 A	Vermont			57 71	
																		150 H	Vermont			74 80	
																		150 N	Vermont			57 70	
																		157 A	Boston U.			61 63	
																		157 H	Boston U.			78 73	
																		166 A	UMBC			74 66	
																		166 H	UMBC			79 72	
																		190 A	Dartmouth			72 61	
																		226 A	Hol y Cross			64 72	
																		228 H	Bi nghamton			49 54	
																		228 H	Bi nghamton			59 56	
																		251 A	Al bany (N. Y. )			57 52	
																		251 H	Al bany (N. Y. )			71 63	
																		269 N	Pri ncton			69 63	
																		284 A	New Hampshi re			55 65	
																		284 H	New Hampshi re			64 47	
																		299 H	Brown			62 51	
																		315 N	Northwestern St.			79 63	
LAST 10 Divi sion I GAMES:						LAST 10 Divi sion I GAMES:						LAST 10 Divi sion I GAMES:						LAST 10 Divi sion I GAMES:					
150 N Vermont						57 70						150 H Vermont						74 80					
84 A Stony Brook						56 67						228 H Bi nghamton						59 56					
47 A Hartford						40 58						251 H Al bany (N. Y. )						71 63					
166 H UMBC						79 72						284 A New Hampshi re						55 65					
157 A Boston U.						61 63						47 H Hartford						50 66					

### Non-Div l Games:

Mai ne

Loss, Non-Conf, S Site, H Home A Away N Neutral

Marquette				Through games of Sunday, March 11, 2007										
Average RPI Win:		238	WON-LOST RECORD		WINNING PCT. RANK	LAST 10 GAMES		STRENGTH OF SCHEDULE		OPP. STRENGTH OF SCHEDULE	TEAM RPI	ADJ. RPI	CONF. RPI	ADJ CONF. RPI
DIV. I ONLY		11- 20	239		5- 5			203		215	242	239	19	19
DIV. I NON-CONF.		3- 8	269		0- 0			235		133	272	272	21	21
TOTALS		RPI 1-25	RPI 26-50		W-L RECORDS		RPI 51-100				RPI 100+			
11- 20		0- 1	1- 0		OVERALL		0- 3				10- 16			
5- 9		0- 0	1- 0		HOME		0- 1				4- 8			
4- 9		0- 1	0- 0		AWAY		0- 1				4- 7			
2- 2		0- 0	0- 0		NEUTRAL		0- 1				2- 1			
3- 8		0- 1	1- 0		NON-CONFERENCE		0- 0				2- 7			
2- 3		0- 0	1- 0		HOME		0- 0				1- 3			
0- 4		0- 1	0- 0		AWAY		0- 0				0- 3			
1- 1		0- 0	0- 0		NEUTRAL		0- 0				1- 1			
8- 12		0- 0	0- 0		CONFERENCE		0- 3				8- 9			
3- 6		0- 0	0- 0		HOME		0- 1				3- 5			
4- 5		0- 0	0- 0		AWAY		0- 1				4- 4			
1- 1		0- 0	0- 0		NEUTRAL		0- 1				1- 0			
RPI 1-25		RPI 26-50		RPI 51-100		RPI 101+ Team's RPI : 239								
RPI S	Opponent	Score	RPI S	Opponent	Score	RPI S	Opponent	Score	RPI S	Opponent	Score			
17 A	Marquette	38 89	47 H	Hartford	61 57	53 A	Marist	30 70	142 A	Villanova	46 62			
						53 H	Marist	51 71	147 A	Ilona	55 59			
						53 N	Marist	42 55	147 H	Ilona	62 72			
									148 A	Loyola (Md.)	45 61			
									148 H	Loyola (Md.)	56 66			
									150 A	Vermont	65 74			
									155 H	Quinnipiac	54 59			
									159 H	Providence	46 52			
									215 A	Canisius	52 56			
									215 H	Canisius	56 55			
									221 A	Fairfield	74 61			
									221 H	Fairfield	49 59			
									227 A	St. Peter's	53 75			
									227 H	St. Peter's	72 50			
									231 A	Siena	52 42			
									231 H	Siena	57 71			
									235 N	Buffalo	45 61			
									237 H	Penn	58 61			
									249 A	Niagara	70 67			
									249 H	Niagara	51 70			
									249 N	Niagara	57 53			
									253 H	Fairleigh Dickinson	70 61			
									275 A	Fordham	54 63			
									290 N	Columbia	65 51			
									319 A	Rider	83 75			
									319 H	Rider	78 66			
		LAST 10 Division I GAMES:												
			53 N	Marist	42 55	215 A	Canisius	52 56	319 A	Rider	83 75			
			249 N	Niagara	57 53	227 H	St. Peter's	72 50	319 H	Rider	78 66			
			231 H	Siena	57 71	221 H	Fairfield	49 59						
			319 H	Rider	78 66	53 H	Marist	51 71						
			249 A	Niagara	70 67	221 A	Fairfield	74 61						

### Non-Div l Games:

## Manhattan



Average RPI Win: 105				WON-LOST RECORD		WINNING PCT. RANK		LAST 10 GAMES		STRENGTH OF SCHEDULE		OPP. STRENGTH OF SCHEDULE		TEAM RPI		ADJ. RPI		CONF. RPI		ADJ CONF. RPI	
Average RPI Loss: 25																					
DIV. I ONLY				25- 6		21		7- 3		23		36		18		17		5		5	
DIV. I NON-CONF.				12- 1		9		1- 1		17		69		6		6		5		5	
TOTALS				RPI 1-25		RPI 26-50		W-L RECORDS		RPI 51-100				RPI 100+							
25- 6				1- 5		10- 1		OVERALL		3- 1				12- 0							
12- 1				0- 1		7- 0		HOME		0- 0				5- 0							
9- 4				0- 2		1- 1		AWAY		2- 1				6- 0							
5- 2				1- 2		2- 0		NEUTRAL		1- 0				1- 0							
12- 1				0- 1		6- 1		NON-CONFERENCE		2- 0				5- 0							
5- 0				0- 0		3- 0		HOME		0- 0				2- 0							
4- 1				0- 0		1- 1		AWAY		1- 0				2- 0							
4- 1				0- 1		2- 0		NEUTRAL		1- 0				1- 0							
13- 5				1- 4		4- 0		CONFERENCE		1- 1				7- 0							
7- 1				0- 1		4- 0		HOME		0- 0				3- 0							
5- 3				0- 2		0- 0		AWAY		1- 1				4- 0							
1- 1				1- 1		0- 0		NEUTRAL		0- 0				0- 0							
RPI 1-25				Team's RPI: 17				RPI 26-50				RPI 51-100				RPI 101+					
RPI	S	Opponent	Score	RPI	S	Opponent	Score	RPI	S	Opponent	Score	RPI	S	Opponent	Score						
3	H	Connecticut	48 52	27	N	Xavier	73 53	60	A	DePaul	82 79	106	A	Cincinnati	76 59						
7	N	Oklahoma	47 78	30	H	Notre Dame	71 62	64	N	La.-Lafayette	87 58	140	A	Oakland	64 51						
12	A	Rutgers	56 66	32	H	South Fla.	75 63	66	A	Seton Hall	58 63	142	H	Villanova	76 70						
12	N	Rutgers	55 63	37	H	Louisville	65 54	86	A	Rice	78 62	146	A	St. John's (N.Y.)	69 60						
24	A	Pittsburgh	87 91	39	H	West Virginia	74 50					146	H	St. John's (N.Y.)	69 58						
24	N	Pittsburgh	61 51	42	H	Washington	78 61					149	A	Georgetown	67 52						
				44	N	Auburn	65 61					159	A	Providence	79 77						
				46	H	Gonzaga	74 60					164	N	Western Mich.	74 61						
				48	A	Virginia	76 84					217	A	Wis.-Milwaukee	74 63						
				49	A	South Dakota St.	80 63					219	H	Syracuse	79 55						
				50	H	Wis.-Green Bay	67 63					239	H	Manhattan	89 38						
												263	H	Navy	67 40						
LAST 10 Division I GAMES:																					
				7	N	Oklahoma	47 78	32	H	South Fla.	75 63										
				64	N	La.-Lafayette	87 58	66	A	Seton Hall	58 63										
				12	N	Rutgers	55 63	37	H	Louisville	65 54										
				24	N	Pittsburgh	61 51	146	H	St. John's (N.Y.)	69 58										
				146	A	St. John's (N.Y.)	69 60	149	A	Georgetown	67 52										

Non-Div I Games:

Marquette



Average RPI Win: 209		WON-LOST RECORD		WINNING PCT. RANK		LAST 10 GAMES		STRENGTH OF SCHEDULE		OPP. STRENGTH OF SCHEDULE		TEAM RPI		ADJ. RPI		CONF. RPI		ADJ CONF. RPI	
DIV. I ONLY		15- 15		164		3- 7		180		141		160		162		13		13	
DIV. I NON-CONF.		7- 6		137		0- 0		112		179		130		131		11		11	
TOTALS		RPI 1-25		RPI 26-50		W-L RECORDS		RPI 51-100		RPI 100+									
15- 15		0- 1		0- 2		OVERALL		2- 4		13- 8									
9- 5		0- 1		0- 1		HOME		2- 2		7- 1									
5- 7		0- 0		0- 0		AWAY		0- 2		5- 5									
1- 3		0- 0		0- 1		NEUTRAL		0- 0		1- 2									
7- 6		0- 1		0- 2		NON-CONFERENCE		1- 0		6- 3									
4- 2		0- 1		0- 1		HOME		1- 0		3- 0									
2- 2		0- 0		0- 0		AWAY		0- 0		2- 2									
1- 2		0- 0		0- 1		NEUTRAL		0- 0		1- 1									
8- 9		0- 0		0- 0		CONFERENCE		1- 4		7- 5									
5- 3		0- 0		0- 0		HOME		1- 2		4- 1									
3- 5		0- 0		0- 0		AWAY		0- 2		3- 3									
0- 1		0- 0		0- 0		NEUTRAL		0- 0		0- 1									
RPI 1-25		RPI 26-50		RPI 51-100		RPI 101+		Team's RPI: 162											
RPI S	Opponent	Score		RPI S	Opponent	Score		RPI S	Opponent	Score		RPI S	Opponent	Score					
6	H Maryland	49 68		39	N West Virginia	54 76		69	H Tulane	64 67		102	A UAB	75 69					
				48	H Virginia	58 75		80	H Robert Morris	72 64		102	H UAB	55 62					
								86	A Rice	79 83		107	A SMU	48 65					
								92	H UTEP	57 64		109	A Ohio	71 74					
								95	A East Caro.	51 73		126	A Richmond	67 66					
								95	H East Caro.	69 59		154	A Tulsa	58 74					
												163	H Houston	57 41					
												163	N Houston	58 71					
												181	N Drake	59 58					
												193	A Southern Miss.	44 82					
												193	H Southern Miss.	96 83					
												203	H Morehead St.	65 62					
												210	N Monmouth	54 65					
												249	A Niagara	70 80					
												263	A Navy	74 47					
												271	A UCF	64 46					
												271	H UCF	62 58					
												282	H Wright St.	62 54					
												291	A Memphis	69 50					
												291	H Memphis	73 60					
												325	H Southern U.	61 50					
LAST 10 Division I GAMES:																			
163 N Houston				58 71				107 A SMU				48 65							
193 A Southern Miss.				44 82				154 A Tulsa				58 74							
271 A UCF				64 46				102 H UAB				55 62							
92 H UTEP				57 64				291 H Memphis				73 60							
69 H Tulane				64 67				95 H East Caro.				69 59							

Non-Div I Games:

Marshall



Average RPI Win:		207	WON-LOST	WINNING	LAST 10	STRENGTH OF	OPP. STRENGTH	TEAM	ADJ.	CONF.	ADJ CONF.
Average RPI Loss:		96	RECORD	PCT. RANK	GAMES	SCHEDULE	OF SCHEDULE	RPI	RPI	RPI	RPI
DIV. I ONLY	17- 13	127	6- 4	175	121	133	134	10	10		
DIV. I NON-CONF.	10- 5	82	0- 0	166	170	109	107	8	8		
<hr/>											
TOTALS	RPI 1-25		RPI 26-50		W-L RECORDS		RPI 51-100		RPI 100+		
17- 13	0- 1		0- 5		OVERALL		1- 1		16- 6		
8- 4	0- 0		0- 3		HOME		0- 0		8- 1		
7- 7	0- 1		0- 2		AWAY		1- 1		6- 3		
2- 2	0- 0		0- 0		NEUTRAL		0- 0		2- 2		
10- 5	0- 0		0- 3		NON-CONFERENCE		1- 0		9- 2		
4- 1	0- 0		0- 1		HOME		0- 0		4- 0		
4- 3	0- 0		0- 2		AWAY		1- 0		3- 1		
2- 1	0- 0		0- 0		NEUTRAL		0- 0		2- 1		
7- 8	0- 1		0- 2		CONFERENCE		0- 1		7- 4		
4- 3	0- 0		0- 2		HOME		0- 0		4- 1		
3- 4	0- 1		0- 0		AWAY		0- 1		3- 2		
0- 1	0- 0		0- 0		NEUTRAL		0- 0		0- 1		
<hr/>											
RPI 1-25			RPI 26-50			RPI 51-100			RPI 101+ Team's RPI: 134		
RPI S	Opponent	Score	RPI S	Opponent	Score	RPI S	Opponent	Score	RPI S	Opponent	Score
16 A	George Washi ngton	48 61	27 H	Xavi er	67 75	66 A	Seton Hal l	70 61	101 H	Charlotte	60 67
			29 H	Del aware	62 63	74 A	St. Joseph' s	65 72	105 N	Boston College	64 70
			31 H	Templ e	59 63				111 H	Eastern Mich.	83 80
			32 A	South Fla.	61 86				126 A	Richmond	40 46
			47 A	Hartford	45 68				127 N	Stephen F. Austin	71 63
									137 H	La Salle	49 47
									150 A	Vermont	60 48
									174 A	St. Bonaventure	53 49
									174 N	St. Bonaventure	60 63
									183 H	St. Louis	67 47
									209 A	Dayton	66 58
									226 A	Hol y Cross	77 46
									235 A	Buffal o	72 67
									240 A	Yal e	60 70
									245 A	Rhode Isl and	69 71
									245 H	Rhode Isl and	79 49
									252 H	Northeastern	58 50
									256 H	Duquesne	70 57
									263 N	Navy	62 41
									275 A	Fordham	53 51
									284 H	New Hampshi re	60 38
									331 H	Wagner	73 58
<hr/>											
LAST 10 Div sion I GAMES:											
174 N	St. Bonaventure	60 63	245 H	Rhode Isl and	79 49						
275 A	Fordham	53 51	174 A	St. Bonaventure	53 49						
209 A	Dayton	66 58	74 A	St. Joseph' s	65 72						
27 H	Xavi er	67 75	101 H	Charlotte	60 67						
256 H	Duquesne	70 57	183 H	St. Louis	67 47						

Non-Di v I Games:

Massachusetts

Loss, Non-Conf, S Site, H Home A Away N Neutral

Massachusetts

Massachusetts

Average RPI Win: 253		WON-LOST RECORD		WINNING PCT. RANK		LAST 10 GAMES		STRENGTH OF SCHEDULE		OPP. STRENGTH OF SCHEDULE		TEAM RPI		ADJ. RPI		CONF. RPI		ADJ CONF. RPI	
DIV. I ONLY		3- 23		329		2- 8		321		316		334		334		28		28	
DIV. I NON-CONF.		1- 11		327		0- 1		288		283		332		333		27		27	
TOTALS		RPI 1-25		RPI 26-50		W-L RECORDS		RPI 51-100		RPI 100+									
3- 23		0- 2		0- 0		OVERALL		0- 1		3- 20									
3- 8		0- 0		0- 0		HOME		0- 0		3- 8									
0- 15		0- 2		0- 0		AWAY		0- 1		0- 12									
0- 0		0- 0		0- 0		NEUTRAL		0- 0		0- 0									
1- 11		0- 2		0- 0		NON-CONFERENCE		0- 0		1- 9									
1- 3		0- 0		0- 0		HOME		0- 0		1- 3									
0- 8		0- 2		0- 0		AWAY		0- 0		0- 6									
0- 0		0- 0		0- 0		NEUTRAL		0- 0		0- 0									
2- 12		0- 0		0- 0		CONFERENCE		0- 1		2- 11									
2- 5		0- 0		0- 0		HOME		0- 0		2- 5									
0- 7		0- 0		0- 0		AWAY		0- 1		0- 6									
0- 0		0- 0		0- 0		NEUTRAL		0- 0		0- 0									
RPI S		RPI 1-25		RPI S		RPI 26-50		RPI S		RPI 51-100		RPI S		RPI 101+		Team's RPI: 334			
Opponent		Score		Opponent		Score		Opponent		Score		Opponent		Score					
14	A LSU	28	83					62	A Texas-Arlington	45	64	119	A Alabama	55	84				
23	A Texas A&M	26	109									127	A Stephen F. Austin	63	76				
												185	H La. -Monroe	53	71				
												194	H A&M-Corpus Christi	54	66				
												195	A UTSA	46	87				
												197	H Jackson St.	64	60				
												204	H Texas St.	45	69				
												261	H Tex. -Pan American	37	67				
												265	A New Orleans	65	70				
												276	A Southeastern La.	62	69				
												276	H Southeastern La.	67	53				
												277	A Central Ark.	73	85				
												277	H Central Ark.	56	66				
												285	A Lamar	60	71				
												285	H Lamar	60	59				
												312	A Grambling	59	71				
												315	A Northwestern St.	68	72				
												315	H Northwestern St.	58	82				
												316	H Sam Houston St.	57	74				
												317	A Ni choll s St.	54	56				
												317	H Ni choll s St.	66	68				
												330	A Texas Southern	51	53				
												332	A Centenary (La.)	59	75				
LAST 10 Division I GAMES:																			
317	H Ni choll s St.	66	68	315	A Northwestern St.	68	72												
276	H Southeastern La.	67	53	62	A Texas-Arlington	45	64												
285	H Lamar	60	59	204	H Texas St.	45	69												
195	A UTSA	46	87	317	A Ni choll s St.	54	56												
277	H Central Ark.	56	66	276	A Southeastern La.	62	69												

McNeese St.

Non-Div I Games: Louisiana Col. 57 61 Belhaven 71 59 Mobile 49 65 McNeese St.

Loss, Non-Conf, S Site, H Home A Away N Neutral

Average RPI Win: 272				WON-LOST RECORD	WINNING PCT. RANK	LAST 10 GAMES	STRENGTH OF SCHEDULE	OPP. STRENGTH OF SCHEDULE	TEAM RPI	ADJ. RPI	CONF. RPI	ADJ CONF. RPI
Average RPI Loss: 193												
DIV. I ONLY				11- 20	239	3- 7	285	301	284	286	26	26
DIV. I NON-CONF.				4- 8	243	0- 0	233	258	260	260	29	29

TOTALS	RPI 1-25	RPI 26-50	W-L RECORDS	RPI 51-100	RPI 100+
11- 20	0- 0	0- 2	OVERALL	0- 3	11- 15
7- 6	0- 0	0- 1	HOME	0- 1	7- 4
4- 11	0- 0	0- 1	AWAY	0- 1	4- 9
0- 3	0- 0	0- 0	NEUTRAL	0- 1	0- 2
4- 8	0- 0	0- 2	NON-CONFERENCE	0- 1	4- 5
2- 1	0- 0	0- 1	HOME	0- 0	2- 0
2- 5	0- 0	0- 1	AWAY	0- 0	2- 4
0- 2	0- 0	0- 0	NEUTRAL	0- 1	0- 1
7- 12	0- 0	0- 0	CONFERENCE	0- 2	7- 10
5- 5	0- 0	0- 0	HOME	0- 1	5- 4
2- 6	0- 0	0- 0	AWAY	0- 1	2- 5
0- 1	0- 0	0- 0	NEUTRAL	0- 0	0- 1

[illegible]

### Non-Div I Games:

Md. -East. Shore

Loss, Non-Conf, S Site, H Home A Away N Neutral

Average RPI Win: 283		WON-LOST RECORD	WINNING PCT. RANK	LAST 10 GAMES	STRENGTH OF SCHEDULE	OPP. STRENGTH OF SCHEDULE	TEAM RPI	ADJ. RPI	CONF. RPI	ADJ CONF. RPI
Average RPI Loss: 141										
DIV. I ONLY		4- 27	328	1- 9	153	175	292	291	13	13
DIV. I NON-CONF.		3- 11	288	0- 0	172	246	269	274	11	11
TOTALS		RPI 1-25	RPI 26-50	W-L RECORDS	RPI 51-100	RPI 100+				
4- 27		0- 1	0- 1	OVERALL	0- 8	4- 17				
4- 12		0- 0	0- 0	HOME	0- 3	4- 9				
0- 11		0- 1	0- 1	AWAY	0- 3	0- 6				
0- 4		0- 0	0- 0	NEUTRAL	0- 2	0- 2				
3- 11		0- 1	0- 1	NON-CONFERENCE	0- 2	3- 7				
3- 5		0- 0	0- 0	HOME	0- 1	3- 4				
0- 3		0- 1	0- 1	AWAY	0- 0	0- 1				
0- 3		0- 0	0- 0	NEUTRAL	0- 1	0- 2				
1- 16		0- 0	0- 0	CONFERENCE	0- 6	1- 10				
1- 7		0- 0	0- 0	HOME	0- 2	1- 5				
0- 8		0- 0	0- 0	AWAY	0- 3	0- 5				
0- 1		0- 0	0- 0	NEUTRAL	0- 1	0- 0				
RPI 1-25		RPI 26-50		RPI 51-100		RPI 101+		Team's RPI: 291		
RPI S	Opponent	Score	RPI S	Opponent	Score	RPI S	Opponent	Score		
11	A Georgi a	46 95	37	A Loui svi lle	64 102	69	H Tul ane	61 77	102	A UAB 77 84
						77	N Kentucky	51 86	102	H UAB 59 75
						82	H Arkansas	54 70	107	H SMU 65 97
						86	A Ri ce	46 79	154	H Tul sa 71 87
						92	A UTEP	58 80	162	A Marshal l 60 73
						92	N UTEP	75 84	162	H Marshal l 50 69
						95	A East Caro.	57 79	163	A Houston 73 86
						95	H East Caro.	57 69	185	H La. -Monroe 50 69
									191	H Creighton 79 89
									193	A Southern Mi ss. 55 76
									193	H Southern Mi ss. 59 85
									195	A UTSA 73 85
									199	H Samford 54 62
									202	H Tenn. -Martin 60 69
									209	N Dayton 71 96
									271	A UCF 62 77
									271	H UCF 80 73
									276	H Southeastern La. 60 45
									277	H Central Ark. 90 86
									293	N Wi nthrop 60 83
									306	H Li pscomb 57 55
			LAST 10 Di v i s i o n I GAMES:							
			92	N UTEP	75 84	92	A UTEP	58 80		
			86	A Ri ce	46 79	69	H Tul ane	61 77		
			163	A Houston	73 86	95	A East Caro.	57 79		
			271	H UCF	80 73	162	A Marshal l	60 73		
			193	H Southern Mi ss.	59 85	102	A UAB	77 84		

Non-Div I Games:

Memphis

Average RPI Win: 269		WON-LOST RECORD		WINNING PCT. RANK		LAST 10 GAMES		STRENGTH OF SCHEDULE		OPP. STRENGTH OF SCHEDULE		TEAM RPI		ADJ. RPI		CONF. RPI		ADJ CONF. RPI	
DIV. I ONLY		5- 25		319		4- 6		258		330		324		327		29		29	
DIV. I NON-CONF.		2- 13		313		1- 1		261		328		325		325		30		30	
TOTALS		RPI 1-25		RPI 26-50		W-L RECORDS		RPI 51-100		RPI 100+									
5- 25		0- 1		0- 0		OVERALL		1- 5		4- 19									
2- 11		0- 0		0- 0		HOME		1- 1		1- 10									
2- 13		0- 1		0- 0		AWAY		0- 3		2- 9									
1- 1		0- 0		0- 0		NEUTRAL		0- 1		1- 0									
2- 13		0- 1		0- 0		NON-CONFERENCE		0- 3		2- 9									
0- 6		0- 0		0- 0		HOME		0- 1		0- 5									
1- 7		0- 1		0- 0		AWAY		0- 2		1- 4									
1- 0		0- 0		0- 0		NEUTRAL		0- 0		1- 0									
3- 12		0- 0		0- 0		CONFERENCE		1- 2		2- 10									
2- 5		0- 0		0- 0		HOME		1- 0		1- 5									
1- 6		0- 0		0- 0		AWAY		0- 1		1- 5									
0- 1		0- 0		0- 0		NEUTRAL		0- 1		0- 0									
RPI S		RPI 1-25		RPI S		RPI 26-50		RPI S		RPI 51-100		RPI S		RPI 101+		Team's RPI: 327			
Opponent		Score		Opponent		Score		Opponent		Score		Opponent		Score					
23	A	Texas A&M	41	95				52	A	Georgia Tech	48	87	125	A	East Tenn. St.	59	81		
								65	A	South Carolina	30	77	125	H	East Tenn. St.	29	56		
								90	H	Mississippi St.	37	50	141	H	UNC Asheville	51	64		
								100	A	Belmont	38	61	189	A	Jacksonville	47	58		
								100	H	Belmont	69	65	189	H	Jacksonville	57	64		
								100	N	Belmont	52	64	265	A	New Orleans	36	47		
													266	A	Gardner-Webb	46	58		
													266	H	Gardner-Webb	28	49		
													267	H	Florida A&M	55	65		
													276	A	Southeastern La.	42	60		
													283	A	Kennesaw St.	55	50		
													283	H	Kennesaw St.	70	74		
													306	A	Lipscomb	50	79		
													306	H	Lipscomb	58	49		
													309	A	Campbell	53	58		
													309	H	Campbell	41	67		
													322	A	Savannah St.	50	59		
													322	H	Savannah St.	44	65		
													323	A	Stetson	66	56		
													323	H	Stetson	50	57		
													324	A	North Fla.	40	57		
													324	H	North Fla.	42	43		
													335	N	Bethune-Cookman	48	47		
				LAST 10 Division I GAMES:															
						100	N	Belmont	52	64	266	A	Gardner-Webb	46	58				
						125	A	East Tenn. St.	59	81	309	A	Campbell	53	58				
						283	A	Kennesaw St.	55	50	306	H	Lipscomb	58	49				
						324	H	North Fla.	42	43	100	H	Belmont	69	65				
						189	H	Jacksonville	57	64	323	A	Stetson	66	56				

Mercer

Mercer

Non-Div I Games:

Mercer

Loss, 
Non-Conf, S Site, 
H Home
A Away 
N Neutral

Average RPI Win: 173		WON-LOST RECORD		WINNING PCT. RANK		LAST 10 GAMES		STRENGTH OF SCHEDULE		OPP. STRENGTH OF SCHEDULE		TEAM RPI		ADJ. RPI		CONF. RPI		ADJ CONF. RPI	
DIV. I ONLY		11- 19		233		1- 9		58		59		144		144		3		3	
DIV. I NON-CONF.		9- 6		114		0- 0		142		163		119		120		3		3	
TOTALS		RPI 1-25		RPI 26-50		W-L RECORDS		RPI 51-100		RPI 100+									
11- 19		0- 4		0- 5		OVERALL		2- 4		9- 6									
9- 6		0- 2		0- 2		HOME		2- 1		7- 1									
2- 12		0- 2		0- 3		AWAY		0- 2		2- 5									
0- 1		0- 0		0- 0		NEUTRAL		0- 1		0- 0									
9- 6		0- 0		0- 2		NON-CONFERENCE		2- 0		7- 4									
7- 1		0- 0		0- 1		HOME		2- 0		5- 0									
2- 5		0- 0		0- 1		AWAY		0- 0		2- 4									
0- 0		0- 0		0- 0		NEUTRAL		0- 0		0- 0									
2- 13		0- 4		0- 3		CONFERENCE		0- 4		2- 2									
2- 5		0- 2		0- 1		HOME		0- 1		2- 1									
0- 7		0- 2		0- 2		AWAY		0- 2		0- 1									
0- 1		0- 0		0- 0		NEUTRAL		0- 1		0- 0									
RPI 1-25		RPI 26-50		RPI 51-100		RPI 101+		Team's RPI: 144											
RPI	S	Opponent	Score	RPI	S	Opponent	Score	RPI	S	Opponent	Score	RPI	S	Opponent	Score				
2	A	Duke	42 72	40	A	Mississippi	64 82	52	A	Georgia Tech	37 52	105	A	Boston College	65 78				
5	A	North Carolina	70 93	44	H	Auburn	61 79	52	H	Georgia Tech	45 66	105	H	Boston College	83 68				
6	H	Maryland	53 111	45	A	Florida St.	62 71	52	N	Georgia Tech	52 66	129	A	Florida Int'l	78 83				
22	H	North Carolina St.	53 77	45	H	Florida St.	68 75	57	H	Indiana	79 70	136	H	Clemson	69 79				
				48	A	Virginia	60 73	58	A	Virginia Tech	71 78	161	A	Michigan	55 60				
								75	H	Coppin St.	60 54	163	A	Houston	73 82				
												171	A	Santa Clara	85 83				
												177	H	Georgia St.	68 60				
												180	H	Wake Forest	77 51				
												188	A	St. Mary's (Cal.)	68 69				
												197	H	Jackson St.	77 50				
												204	H	Texas St.	92 67				
												207	A	San Francisco	69 59				
												217	H	Wis.-Milwaukee	78 71				
												317	H	Nicholls St.	85 42				
LAST 10 Division I GAMES:																			
				52	N	Georgia Tech	52 66					180	H	Wake Forest	77 51				
				22	H	North Carolina St.	53 77					48	A	Virginia	60 73				
				5	A	North Carolina	70 93					45	H	Florida St.	68 75				
				52	H	Georgia Tech	45 66					136	H	Clemson	69 79				
				105	A	Boston College	65 78					58	A	Virginia Tech	71 78				

Non-Div I Games:

Miami (Fla.)

Loss, Non-Conf, S Site, H Home A Away N Neutral

Miami (Fla.)

Miami (Fla.)



Average RPI Win:	226	WON-LOST	WINNING	LAST 10	STRENGTH OF	OPP. STRENGTH	TEAM	ADJ.	CONF.	ADJ CONF.
Average RPI Loss:	106	RECORD	PCT. RANK	GAMES	SCHEDULE	OF SCHEDULE	RPI	RPI	RPI	RPI

DIV. I ONLY	12- 18	219	2- 8	120	164	190	182	11	11
DIV. I NON-CONF.	6- 7	175	0- 0	144	228	175	170	13	13

TOTALS	RPI 1-25	RPI 26-50	W-L RECORDS	RPI 51-100	RPI 100+
12- 18	0- 2	0- 2	OVERALL	0- 3	12- 11
7- 5	0- 1	0- 0	HOME	0- 1	7- 3
4- 11	0- 1	0- 2	AWAY	0- 2	4- 6
1- 2	0- 0	0- 0	NEUTRAL	0- 0	1- 2
6- 7	0- 0	0- 1	NON-CONFERENCE	0- 3	6- 3
2- 2	0- 0	0- 0	HOME	0- 1	2- 1
3- 4	0- 0	0- 1	AWAY	0- 2	3- 1
1- 1	0- 0	0- 0	NEUTRAL	0- 0	1- 1
6- 11	0- 2	0- 1	CONFERENCE	0- 0	6- 8
5- 3	0- 1	0- 0	HOME	0- 0	5- 2
1- 7	0- 1	0- 1	AWAY	0- 0	1- 5
0- 1	0- 0	0- 0	NEUTRAL	0- 0	0- 1

RPI S Opponent	RPI 1-25	Score	RPI S Opponent	RPI 26-50	Score	RPI S Opponent	RPI 51-100	Score	RPI S Opponent	RPI 101+	Team's RPI: 182
21 A Bowling Green		62 92	31 A Temple		70 88	69 H Tulane		67 82	109 A Ohio		74 87
21 H Bowling Green		56 64	41 A Ball St.		62 90	80 A Robert Morris		89 90	109 H Ohio		83 74
						88 A Illinois St.		73 89	111 H Eastern Mich.		56 74
									112 A Northern Ill.		70 82
									113 A Kent St.		76 83
									113 H Kent St.		76 86
									117 N UNI		66 73
									137 A La Salle		60 64
									158 H Northwestern		51 80
									161 H Michigan		84 74
									164 A Western Mich.		68 90
									164 N Western Mich.		58 74
									183 N St. Louis		85 83
									184 H Toledo		87 77
									224 H Central Mich.		79 70
									235 A Buffalo		72 59
									235 H Buffalo		71 68
									246 A IUPUI		87 79
									250 A Akron		75 77
									250 H Akron		79 73
									282 A Wright St.		90 63
									303 H Youngstown St.		69 51
									305 A Cleveland St.		86 84
LAST 10 Division I GAMES:											
164 N Western Mich.		58 74	235 H Buffalo		71 68						
21 A Bowling Green		62 92	164 A Western Mich.		68 90						
113 H Kent St.		76 86	111 H Eastern Mich.		56 74						
250 A Akron		75 77	112 A Northern Ill.		70 82						
109 A Ohio		74 87	224 H Central Mich.		79 70						

M i a m i ( O h i o )

M i a m i ( O h i o )

Michigan				Through Games Of Sunday, March 11, 2007							
Average RPI Win:		172	WON-LOST	WINNING	LAST 10	STRENGTH OF	OPP. STRENGTH	TEAM	ADJ.	CONF.	ADJ CONF.
Average RPI Loss:		66	RECORD	PCT. RANK	GAMES	SCHEDULE	OF SCHEDULE	RPI	RPI	RPI	RPI
DIV. I ONLY		10- 20	247	2- 8	71	23	159	161	4	4	
DIV. I NON-CONF.		7- 6	137	0- 0	132	63	131	132	2	2	
-----											
TOTALS		RPI 1-25	RPI 26-50	W-L RECORDS		RPI 51-100	RPI 100+				
10- 20		0- 5	0- 3	OVERALL		2- 9	8- 3				
7- 9		0- 4	0- 2	HOME		2- 2	5- 1				
3- 10		0- 1	0- 1	AWAY		0- 6	3- 2				
0- 1		0- 0	0- 0	NEUTRAL		0- 1	0- 0				
7- 6		0- 1	0- 3	NON-CONFERENCE		0- 0	7- 2				
4- 4		0- 1	0- 2	HOME		0- 0	4- 1				
3- 2		0- 0	0- 1	AWAY		0- 0	3- 1				
0- 0		0- 0	0- 0	NEUTRAL		0- 0	0- 0				
3- 14		0- 4	0- 0	CONFERENCE		2- 9	1- 1				
3- 5		0- 3	0- 0	HOME		2- 2	1- 0				
0- 8		0- 1	0- 0	AWAY		0- 6	0- 1				
0- 1		0- 0	0- 0	NEUTRAL		0- 1	0- 0				
-----											
RPI 1-25				RPI 26-50		RPI 51-100		RPI 101+		Team's RPI: 161	
RPI S	Opponent	Score	RPI S	Opponent	Score	RPI S	Opponent	Score	RPI S	Opponent	Score
2	H Duke	47 92	30	H Notre Dame	58 61	57	A Indiana	58 71	144	H Miami (Fla.)	60 55
4	A Purdue	35 79	36	A Nebraska	47 87	57	H Indiana	65 63	156	A UNLV	68 58
4	H Purdue	54 59	41	H Ball St.	58 62	68	A Penn St.	51 65	158	A Northwestern	54 63
9	H Ohio St.	58 72				68	H Penn St.	55 41	158	H Northwestern	61 49
19	H Michigan St.	48 66				71	A Minnesota	53 66	174	H St. Bonaventure	50 56
						76	A Illinois	44 65	182	A Miami (Ohio)	74 84
						76	H Illinois	51 70	184	A Toledo	44 41
						78	A Wisconsin	60 73	190	H Dartmouth	67 65
						78	H Wisconsin	59 62	224	A Central Mich.	52 47
						78	N Wisconsin	59 81	247	H Ark. -Pine Bluff	80 50
						79	A Iowa	49 66	296	H Detroit	86 35
-----											
LAST 10 Division I GAMES:											
78 N Wisconsin		59 81	79 A Iowa		49 66	158 H Northwestern		61 49			
9 H Ohio St.		58 72	76 A Illinois		44 65	57 H Indiana		65 63			
71 A Minnesota		53 66	78 A Wisconsin		60 73						
158 A Northwestern		54 63									
4 H Purdue		54 59									

Non-Div I Games:

Michigan

Average RPI Win:	95	WON-LOST	WINNING	LAST 10	STRENGTH OF	OPP. STRENGTH	TEAM	ADJ.	CONF.	ADJ CONF.
Average RPI Loss:	27	RECORD	PCT. RANK	GAMES	SCHEDULE	OF SCHEDULE	RPI	RPI	RPI	RPI

DIV. I ONLY	23- 8	45	7- 3	16	5	19	19	4	4
DIV. I NON-CONF.	9- 4	74	1- 1	10	17	22	22	2	2

TOTALS	RPI 1-25	RPI 26-50	W-L RECORDS	RPI 51-100	RPI 100+
23- 8	2- 6	3- 0	OVERALL	10- 3	9- 0
13- 3	0- 3	3- 0	HOME	7- 1	4- 0
9- 4	2- 2	0- 0	AWAY	2- 2	5- 0
1- 1	0- 1	0- 0	NEUTRAL	1- 0	0- 0
9- 4	0- 4	3- 0	NON-CONFERENCE	1- 1	6- 0
7- 3	0- 2	3- 0	HOME	1- 1	3- 0
3- 2	0- 2	0- 0	AWAY	0- 0	3- 0
0- 0	0- 0	0- 0	NEUTRAL	0- 0	0- 0
14- 4	2- 2	0- 0	CONFERENCE	9- 2	3- 0
7- 1	0- 1	0- 0	HOME	6- 0	1- 0
6- 2	2- 0	0- 0	AWAY	2- 2	2- 0
1- 1	0- 1	0- 0	NEUTRAL	1- 0	0- 0

RPI S Opponent Score	RPI S Opponent Score	RPI S Opponent Score	RPI S Opponent Score
4 A Purdue 54 52	29 H Delaware 69 58	51 H Hofstra 53 57	110 A UC Santa Barb. 69 45
4 H Purdue 60 70	32 H South Fla. 79 71	57 A Indiana 64 56	114 H Indiana St. 85 66
4 N Purdue 61 64	47 H Hartford 58 45	57 H Indiana 74 49	128 H Bucknell I 68 51
6 A Maryland 57 97		62 H Texas-Arlington 65 49	158 A Northwestern 55 48
9 A Ohio St. 62 59		68 A Penn St. 58 69	158 H Northwestern 68 63
12 A Rutgers 57 63		68 H Penn St. 76 49	161 A Michigan 66 48
12 H Rutgers 57 70		71 H Minnesota 57 50	163 A Houston 68 55
14 H LSU 50 65		71 N Minnesota 77 68	214 A Cal St. Northridge 73 69
		76 A Illinois 46 56	245 H Rhode Island 67 40
		76 H Illinois 80 70	
		78 H Wisconsin 56 46	
		79 A Iowa 83 63	
		79 H Iowa 67 57	
LAST 10 Division I GAMES:			
12 H Rutgers 57 70	76 A Illinois 46 56		
29 H Delaware 69 58	9 A Ohio St. 62 59		
4 N Purdue 61 64	158 H Northwestern 68 63		
71 N Minnesota 77 68	4 A Purdue 54 52		
71 H Minnesota 57 50	158 A Northwestern 55 48		

Non-Div I Games:

Michigan St.



Minnesota				Minnesota				Minnesota				Minnesota				Minnesota				Minnesota				Minnesota				Minnesota				Minnesota				Minnesota				Minnesota				Minnesota				Minnesota				Minnesota				Minnesota				Minnesota				Minnesota				Minnesota				Minnesota				Minnesota				Minnesota				Minnesota				Minnesota				Minnesota				Minnesota				Minnesota				Minnesota				Minnesota				Minnesota				Minnesota				Minnesota				Minnesota				Minnesota				Minnesota				Minnesota				Minnesota				Minnesota				Minnesota				Minnesota				Minnesota				Minnesota				Minnesota				Minnesota				Minnesota				Minnesota				Minnesota				Minnesota				Minnesota				Minnesota				Minnesota				Minnesota				Minnesota				Minnesota				Minnesota				Minnesota				Minnesota				Minnesota				Minnesota				Minnesota				Minnesota				Minnesota				Minnesota				Minnesota				Minnesota				Minnesota				Minnesota				Minnesota				Minnesota				Minnesota				Minnesota				Minnesota				Minnesota				Minnesota				Minnesota				Minnesota				Minnesota				Minnesota				Minnesota				Minnesota				Minnesota				Minnesota				Minnesota				Minnesota				Minnesota				Minnesota				Minnesota				Minnesota				Minnesota				Minnesota				Minnesota				Minnesota				Minnesota				Minnesota				Minnesota				Minnesota				Minnesota				Minnesota				Minnesota				Minnesota				Minnesota				Minnesota				Minnesota				Minnesota				Minnesota				Minnesota				Minnesota				Minnesota				Minnesota				Minnesota				Minnesota				Minnesota				Minnesota				Minnesota				Minnesota				Minnesota				Minnesota				Minnesota				Minnesota				Minnesota				Minnesota				Minnesota				Minnesota				Minnesota				Minnesota				Minnesota				Minnesota				Minnesota				Minnesota				Minnesota				Minnesota				Minnesota				Minnesota				Minnesota				Minnesota				Minnesota				Minnesota				Minnesota				Minnesota				Minnesota				Minnesota				Minnesota				Minnesota				Minnesota				Minnesota				Minnesota				Minnesota				Minnesota				Minnesota				Minnesota				Minnesota				Minnesota				Minnesota				Minnesota				Minnesota				Minnesota				Minnesota				Minnesota				Minnesota				Minnesota				Minnesota				Minnesota				Minnesota				Minnesota				Minnesota				Minnesota				Minnesota				Minnesota				Minnesota				Minnesota				Minnesota				Minnesota				Minnesota				Minnesota				Minnesota				Minnesota				Minnesota				Minnesota				Minnesota				Minnesota				Minnesota				Minnesota				Minnesota				Minnesota				Minnesota				Minnesota				Minnesota				Minnesota				Minnesota				Minnesota				Minnesota				Minnesota				Minnesota				Minnesota				Minnesota				Minnesota				Minnesota				Minnesota				Minnesota				Minnesota				Minnesota				Minnesota				Minnesota				Minnesota				Minnesota				Minnesota				Minnesota				Minnesota				Minnesota				Minnesota				Minnesota				Minnesota				Minnesota				Minnesota				Minnesota				Minnesota				Minnesota				Minnesota				Minnesota				Minnesota				Minnesota				Minnesota				Minnesota				Minnesota				Minnesota				Minnesota				Minnesota				Minnesota				Minnesota				Minnesota				Minnesota				Minnesota				Minnesota				Minnesota				Minnesota				Minnesota				Minnesota				Minnesota				Minnesota				Minnesota				Minnesota				Minnesota				Minnesota				Minnesota				Minnesota				Minnesota				Minnesota				Minnesota				Minnesota				Minnesota				Minnesota				Minnesota				Minnesota				Minnesota				Minnesota				Minnesota				Minnesota				Minnesota				Minnesota				Minnesota				Minnesota				Minnesota				Minnesota				Minnesota				Minnesota				Minnesota				Minnesota				Minnesota				Minnesota				Minnesota				Minnesota				Minnesota				Minnesota				Minnesota				Minnesota				Minnesota				Minnesota				Minnesota				Minnesota				Minnesota				Minnesota				Minnesota				Minnesota				Minnesota				Minnesota				Minnesota				Minnesota				Minnesota				Minnesota				Minnesota				Minnesota				Minnesota				Minnesota				Minnesota				Minnesota				Minnesota				Minnesota				Minnesota				Minnesota				Minnesota				Minnesota				Minnesota				Minnesota				Minnesota				Minnesota				Minnesota				Minnesota				Minnesota				Minnesota				Minnesota				Minnesota				Minnesota				Minnesota				Minnesota				Minnesota				Minnesota				Minnesota				Minnesota				Minnesota				Minnesota				Minnesota				Minnesota				Minnesota				Minnesota				Minnesota				Minnesota				Minnesota				Minnesota				Minnesota				Minnesota				Minnesota				Minnesota				Minnesota				Minnesota				Minnesota				Minnesota				Minnesota				Minnesota				Minnesota				Minnesota				Minnesota				Minnesota				Minnesota				Minnesota				Minnesota				Minnesota				Minnesota				Minnesota				Minnesota				Minnesota				Minnesota				Minnesota				Minnesota				Minnesota				Minnesota				Minnesota				Minnesota				Minnesota				Minnesota				Minnesota				Minnesota				Minnesota				Minnesota				Minnesota				Minnesota				Minnesota				Minnesota				Minnesota				Minnesota				Minnesota				Minnesota				Minnesota				Minnesota				Minnesota				Minnesota				Minnesota				Minnesota				Minnesota				Minnesota				Minnesota				Minnesota				Minnesota				Minnesota				Minnesota				Minnesota				Minnesota				Minnesota				Minnesota				Minnesota				Minnesota				Minnesota				Minnesota				Minnesota				Minnesota				Minnesota				Minnesota				Minnesota				Minnesota				Minnesota				Minnesota				Minnesota				Minnesota				Minnesota				Minnesota				Minnesota				Minnesota				Minnesota				Minnesota				Minnesota				Minnesota				Minnesota			
-----------	--	--	--	-----------	--	--	--	-----------	--	--	--	-----------	--	--	--	-----------	--	--	--	-----------	--	--	--	-----------	--	--	--	-----------	--	--	--	-----------	--	--	--	-----------	--	--	--	-----------	--	--	--	-----------	--	--	--	-----------	--	--	--	-----------	--	--	--	-----------	--	--	--	-----------	--	--	--	-----------	--	--	--	-----------	--	--	--	-----------	--	--	--	-----------	--	--	--	-----------	--	--	--	-----------	--	--	--	-----------	--	--	--	-----------	--	--	--	-----------	--	--	--	-----------	--	--	--	-----------	--	--	--	-----------	--	--	--	-----------	--	--	--	-----------	--	--	--	-----------	--	--	--	-----------	--	--	--	-----------	--	--	--	-----------	--	--	--	-----------	--	--	--	-----------	--	--	--	-----------	--	--	--	-----------	--	--	--	-----------	--	--	--	-----------	--	--	--	-----------	--	--	--	-----------	--	--	--	-----------	--	--	--	-----------	--	--	--	-----------	--	--	--	-----------	--	--	--	-----------	--	--	--	-----------	--	--	--	-----------	--	--	--	-----------	--	--	--	-----------	--	--	--	-----------	--	--	--	-----------	--	--	--	-----------	--	--	--	-----------	--	--	--	-----------	--	--	--	-----------	--	--	--	-----------	--	--	--	-----------	--	--	--	-----------	--	--	--	-----------	--	--	--	-----------	--	--	--	-----------	--	--	--	-----------	--	--	--	-----------	--	--	--	-----------	--	--	--	-----------	--	--	--	-----------	--	--	--	-----------	--	--	--	-----------	--	--	--	-----------	--	--	--	-----------	--	--	--	-----------	--	--	--	-----------	--	--	--	-----------	--	--	--	-----------	--	--	--	-----------	--	--	--	-----------	--	--	--	-----------	--	--	--	-----------	--	--	--	-----------	--	--	--	-----------	--	--	--	-----------	--	--	--	-----------	--	--	--	-----------	--	--	--	-----------	--	--	--	-----------	--	--	--	-----------	--	--	--	-----------	--	--	--	-----------	--	--	--	-----------	--	--	--	-----------	--	--	--	-----------	--	--	--	-----------	--	--	--	-----------	--	--	--	-----------	--	--	--	-----------	--	--	--	-----------	--	--	--	-----------	--	--	--	-----------	--	--	--	-----------	--	--	--	-----------	--	--	--	-----------	--	--	--	-----------	--	--	--	-----------	--	--	--	-----------	--	--	--	-----------	--	--	--	-----------	--	--	--	-----------	--	--	--	-----------	--	--	--	-----------	--	--	--	-----------	--	--	--	-----------	--	--	--	-----------	--	--	--	-----------	--	--	--	-----------	--	--	--	-----------	--	--	--	-----------	--	--	--	-----------	--	--	--	-----------	--	--	--	-----------	--	--	--	-----------	--	--	--	-----------	--	--	--	-----------	--	--	--	-----------	--	--	--	-----------	--	--	--	-----------	--	--	--	-----------	--	--	--	-----------	--	--	--	-----------	--	--	--	-----------	--	--	--	-----------	--	--	--	-----------	--	--	--	-----------	--	--	--	-----------	--	--	--	-----------	--	--	--	-----------	--	--	--	-----------	--	--	--	-----------	--	--	--	-----------	--	--	--	-----------	--	--	--	-----------	--	--	--	-----------	--	--	--	-----------	--	--	--	-----------	--	--	--	-----------	--	--	--	-----------	--	--	--	-----------	--	--	--	-----------	--	--	--	-----------	--	--	--	-----------	--	--	--	-----------	--	--	--	-----------	--	--	--	-----------	--	--	--	-----------	--	--	--	-----------	--	--	--	-----------	--	--	--	-----------	--	--	--	-----------	--	--	--	-----------	--	--	--	-----------	--	--	--	-----------	--	--	--	-----------	--	--	--	-----------	--	--	--	-----------	--	--	--	-----------	--	--	--	-----------	--	--	--	-----------	--	--	--	-----------	--	--	--	-----------	--	--	--	-----------	--	--	--	-----------	--	--	--	-----------	--	--	--	-----------	--	--	--	-----------	--	--	--	-----------	--	--	--	-----------	--	--	--	-----------	--	--	--	-----------	--	--	--	-----------	--	--	--	-----------	--	--	--	-----------	--	--	--	-----------	--	--	--	-----------	--	--	--	-----------	--	--	--	-----------	--	--	--	-----------	--	--	--	-----------	--	--	--	-----------	--	--	--	-----------	--	--	--	-----------	--	--	--	-----------	--	--	--	-----------	--	--	--	-----------	--	--	--	-----------	--	--	--	-----------	--	--	--	-----------	--	--	--	-----------	--	--	--	-----------	--	--	--	-----------	--	--	--	-----------	--	--	--	-----------	--	--	--	-----------	--	--	--	-----------	--	--	--	-----------	--	--	--	-----------	--	--	--	-----------	--	--	--	-----------	--	--	--	-----------	--	--	--	-----------	--	--	--	-----------	--	--	--	-----------	--	--	--	-----------	--	--	--	-----------	--	--	--	-----------	--	--	--	-----------	--	--	--	-----------	--	--	--	-----------	--	--	--	-----------	--	--	--	-----------	--	--	--	-----------	--	--	--	-----------	--	--	--	-----------	--	--	--	-----------	--	--	--	-----------	--	--	--	-----------	--	--	--	-----------	--	--	--	-----------	--	--	--	-----------	--	--	--	-----------	--	--	--	-----------	--	--	--	-----------	--	--	--	-----------	--	--	--	-----------	--	--	--	-----------	--	--	--	-----------	--	--	--	-----------	--	--	--	-----------	--	--	--	-----------	--	--	--	-----------	--	--	--	-----------	--	--	--	-----------	--	--	--	-----------	--	--	--	-----------	--	--	--	-----------	--	--	--	-----------	--	--	--	-----------	--	--	--	-----------	--	--	--	-----------	--	--	--	-----------	--	--	--	-----------	--	--	--	-----------	--	--	--	-----------	--	--	--	-----------	--	--	--	-----------	--	--	--	-----------	--	--	--	-----------	--	--	--	-----------	--	--	--	-----------	--	--	--	-----------	--	--	--	-----------	--	--	--	-----------	--	--	--	-----------	--	--	--	-----------	--	--	--	-----------	--	--	--	-----------	--	--	--	-----------	--	--	--	-----------	--	--	--	-----------	--	--	--	-----------	--	--	--	-----------	--	--	--	-----------	--	--	--	-----------	--	--	--	-----------	--	--	--	-----------	--	--	--	-----------	--	--	--	-----------	--	--	--	-----------	--	--	--	-----------	--	--	--	-----------	--	--	--	-----------	--	--	--	-----------	--	--	--	-----------	--	--	--	-----------	--	--	--	-----------	--	--	--	-----------	--	--	--	-----------	--	--	--	-----------	--	--	--	-----------	--	--	--	-----------	--	--	--	-----------	--	--	--	-----------	--	--	--	-----------	--	--	--	-----------	--	--	--	-----------	--	--	--	-----------	--	--	--	-----------	--	--	--	-----------	--	--	--	-----------	--	--	--	-----------	--	--	--	-----------	--	--	--	-----------	--	--	--	-----------	--	--	--	-----------	--	--	--	-----------	--	--	--	-----------	--	--	--	-----------	--	--	--	-----------	--	--	--	-----------	--	--	--	-----------	--	--	--	-----------	--	--	--	-----------	--	--	--	-----------	--	--	--	-----------	--	--	--	-----------	--	--	--	-----------	--	--	--	-----------	--	--	--	-----------	--	--	--	-----------	--	--	--	-----------	--	--	--	-----------	--	--	--	-----------	--	--	--	-----------	--	--	--	-----------	--	--	--	-----------	--	--	--	-----------	--	--	--	-----------	--	--	--	-----------	--	--	--	-----------	--	--	--	-----------	--	--	--	-----------	--	--	--	-----------	--	--	--	-----------	--	--	--	-----------	--	--	--	-----------	--	--	--	-----------	--	--	--	-----------	--	--	--	-----------	--	--	--	-----------	--	--	--	-----------	--	--	--	-----------	--	--	--	-----------	--	--	--	-----------	--	--	--	-----------	--	--	--	-----------	--	--	--	-----------	--	--	--	-----------	--	--	--	-----------	--	--	--	-----------	--	--	--	-----------	--	--	--	-----------	--	--	--	-----------	--	--	--	-----------	--	--	--	-----------	--	--	--	-----------	--	--	--	-----------	--	--	--	-----------	--	--	--	-----------	--	--	--	-----------	--	--	--	-----------	--	--	--	-----------	--	--	--	-----------	--	--	--	-----------	--	--	--	-----------	--	--	--	-----------	--	--	--	-----------	--	--	--	-----------	--	--	--	-----------	--	--	--	-----------	--	--	--	-----------	--	--	--	-----------	--	--	--	-----------	--	--	--	-----------	--	--	--	-----------	--	--	--	-----------	--	--	--	-----------	--	--	--	-----------	--	--	--	-----------	--	--	--	-----------	--	--	--	-----------	--	--	--	-----------	--	--	--	-----------	--	--	--	-----------	--	--	--	-----------	--	--	--	-----------	--	--	--	-----------	--	--	--	-----------	--	--	--	-----------	--	--	--	-----------	--	--	--	-----------	--	--	--	-----------	--	--	--	-----------	--	--	--	-----------	--	--	--	-----------	--	--	--	-----------	--	--	--	-----------	--	--	--	-----------	--	--	--	-----------	--	--	--	-----------	--	--	--	-----------	--	--	--	-----------	--	--	--	-----------	--	--	--	-----------	--	--	--	-----------	--	--	--	-----------	--	--	--	-----------	--	--	--	-----------	--	--	--	-----------	--	--	--	-----------	--	--	--	-----------	--	--	--

Non-Div I Games:

Minnesota

Average RPI Win: 125		WON-LOST RECORD		WINNING PCT. RANK		LAST 10 GAMES		STRENGTH OF SCHEDULE		OPP. STRENGTH OF SCHEDULE		TEAM RPI		ADJ. RPI		CONF. RPI		ADJ CONF. RPI	
DIV. I ONLY		21- 10		66		6- 4		65		14		40		40		1		1	
DIV. I NON-CONF.		11- 4		58		3- 0		184		58		79		78		1		1	
TOTALS		RPI 1-25		RPI 26-50		W-L RECORDS		RPI 51-100		RPI 100+									
21- 10		4- 6		1- 1		OVERALL		7- 4		12- 0									
12- 3		2- 0		0- 1		HOME		3- 2		7- 0									
6- 4		0- 3		1- 0		AWAY		3- 1		2- 0									
6- 4		2- 3		0- 0		NEUTRAL		1- 1		3- 0									
11- 4		2- 2		0- 0		NON-CONFERENCE		3- 2		9- 0									
8- 0		0- 0		0- 0		HOME		2- 0		6- 0									
1- 2		0- 1		0- 0		AWAY		0- 1		1- 0									
5- 2		2- 1		0- 0		NEUTRAL		1- 1		2- 0									
10- 7		2- 4		1- 1		CONFERENCE		4- 2		3- 0									
4- 3		2- 0		0- 1		HOME		1- 2		1- 0									
5- 2		0- 2		1- 0		AWAY		3- 0		1- 0									
1- 2		0- 2		0- 0		NEUTRAL		0- 0		1- 0									
RPI 1-25		RPI 26-50		Team's RPI: 40		RPI 51-100		RPI 101+											
RPI	S	Opponent	Score	RPI	S	Opponent	Score	RPI	S	Opponent	Score	RPI	S	Opponent	Score				
1	A	Tennessee	69 81	44	A	Auburn	74 66	59	N	TCU	88 74	102	A	UAB	99 85				
1	N	Tennessee	62 98	44	H	Auburn	56 64	62	N	Texas-Arlington	55 66	119	H	Alabama	84 43				
6	N	Maryland	79 110					65	H	South Carolina	76 57	119	N	Alabama	78 49				
6	N	Maryland	89 78					68	H	Penn St.	65 48	120	A	Florida	72 64				
7	N	Oklahoma	90 82					76	H	Illinois	75 50	144	H	Miami (Fla.)	82 64				
8	H	Vanderbilt	76 66					77	A	Kentucky	67 65	158	N	Northwestern	61 58				
11	A	Georgia	60 69					77	H	Kentucky	61 69	245	H	Rhode Island	94 49				
12	A	Rutgers	84 89					82	A	Arkansas	90 87	247	H	Ark.-Pine Bluff	79 46				
14	H	LSU	77 74					86	A	Rice	91 92	275	N	Fordham	99 43				
14	N	LSU	46 52					90	A	Mississippi St.	86 84	276	H	Southeastern La.	92 46				
								90	H	Mississippi St.	71 73	277	H	Central Ark.	104 63				
												317	H	Nicholls St.	87 50				
LAST 10 Division I GAMES:																			
				1	N	Tennessee	62 98	119	N	Alabama	78 49								
				7	N	Oklahoma	90 82	44	H	Auburn	56 64								
				6	N	Maryland	89 78	90	A	Mississippi St.	86 84								
				59	N	TCU	88 74	1	A	Tennessee	69 81								
				14	N	LSU	46 52	119	H	Alabama	84 43								

Non-Div I Games:

Mississippi

Loss, Non-Conf, S Site, H Home A Away N Neutral

Average RPI Win:		173	WON-LOST RECORD		WINNING PCT. RANK	LAST 10 GAMES		STRENGTH OF SCHEDULE		OPP. STRENGTH OF SCHEDULE	TEAM RPI	ADJ. RPI	CONF. RPI	ADJ CONF. RPI
Average RPI Loss:		62												
DIV. I ONLY		17- 13	127		4- 6	78		77	90	90	1	1		
DIV. I NON-CONF.		10- 5	82		2- 1	189		299	126	124	1	1		
<hr/>														
TOTALS		RPI 1-25	RPI 26-50		W-L RECORDS		RPI 51-100		RPI 100+					
17- 13		0- 5	2- 3		OVERALL		6- 2		10- 4					
8- 8		0- 3	1- 2		HOME		3- 1		5- 2					
7- 4		0- 2	1- 1		AWAY		3- 1		3- 1					
2- 1		0- 0	0- 0		NEUTRAL		0- 0		2- 1					
10- 5		0- 1	1- 1		NON-CONFERENCE		2- 1		8- 3					
7- 3		0- 0	1- 0		HOME		1- 1		5- 2					
2- 3		0- 1	0- 1		AWAY		1- 0		1- 1					
2- 0		0- 0	0- 0		NEUTRAL		0- 0		2- 0					
7- 8		0- 4	1- 2		CONFERENCE		4- 1		2- 1					
2- 5		0- 3	0- 2		HOME		2- 0		0- 0					
5- 2		0- 1	1- 0		AWAY		2- 1		2- 0					
0- 1		0- 0	0- 0		NEUTRAL		0- 0		0- 1					
<hr/>														
RPI 1-25		RPI 26-50		RPI 51-100		Team's RPI: 90		RPI 101+						
RPI S	Opponent	Score	RPI S	Opponent	Score	RPI S	Opponent	Score	RPI S	Opponent	Score			
1	A Tennessee	44 73	34	A Western Ky.	53 56	52	A Georgi a Tech	62 56	102	H UAB	70 76			
4	A Purdue	49 75	40	A Mi ssi ssi ppi	73 71	65	A South Caroli na	66 72	119	A Al abama	89 70			
8	H Vanderbi l t	64 84	40	H Mi ssi ssi ppi	84 86	65	H South Caroli na	87 73	120	A Fl ori da	79 74			
11	H Georgi a	61 74	44	H Auburn	57 63	69	H Tul ane	79 73	120	N Fl ori da	63 69			
14	H LSU	50 77	45	H Fl ori da St.	65 60	77	A Kentucky	83 75	130	H Loui si ana Tech	54 60			
						82	A Arkansas	81 73	193	A Southern Mi ss.	47 57			
						82	H Arkansas	80 75	212	H Troy	74 43			
						100	H Bel mont	60 67	265	N New Or leans	61 54			
									276	H Southeastern La.	69 62			
									312	H Grambl ing	72 63			
									318	N Tennessee St.	71 45			
									322	H Savannah St.	92 64			
									327	A Mercer	50 37			
									329	H Mi ssi ssi ppi Val .	80 51			
<hr/>														
LAST 10 Division I GAMES:														
34	A Western Ky.	53 56	40	H Mi ssi ssi ppi	84 86									
69	H Tul ane	79 73	8	H Vanderbi l t	64 84									
120	N Fl ori da	63 69	120	A Fl ori da	79 74									
65	A South Carol i na	66 72	322	H Savannah St.	92 64									
119	A Al abama	89 70	44	H Auburn	57 63									

Mississippi St.

Mississippi St.

Non-Div I Games:

Mississippi St.

Loss, 
Non-Conf, S Site, 
H Home
A Away 
N Neutral

Average RPI Win:	324	WON-LOST	WINNING	LAST 10	STRENGTH OF	OPP. STRENGTH	TEAM	ADJ.	CONF.	ADJ CONF.
Average RPI Loss:	221	RECORD	PCT. RANK	GAMES	SCHEDULE	OF SCHEDULE	RPI	RPI	RPI	RPI

DIV. I ONLY	5- 20	309	2- 8	317	334	329	329	32	32
DIV. I NON-CONF.	1- 5	301	0- 0	267	166	312	312	32	32

TOTALS	RPI 1-25	RPI 26-50	W-L RECORDS	RPI 51-100	RPI 100+
5- 20	0- 0	0- 0	OVERALL	0- 3	5- 17
2- 7	0- 0	0- 0	HOME	0- 0	2- 7
2- 11	0- 0	0- 0	AWAY	0- 3	2- 8
1- 2	0- 0	0- 0	NEUTRAL	0- 0	1- 2
1- 5	0- 0	0- 0	NON-CONFERENCE	0- 3	1- 2
0- 0	0- 0	0- 0	HOME	0- 0	0- 0
0- 4	0- 0	0- 0	AWAY	0- 3	0- 1
1- 1	0- 0	0- 0	NEUTRAL	0- 0	1- 1
4- 15	0- 0	0- 0	CONFERENCE	0- 0	4- 15
2- 7	0- 0	0- 0	HOME	0- 0	2- 7
2- 7	0- 0	0- 0	AWAY	0- 0	2- 7
0- 1	0- 0	0- 0	NEUTRAL	0- 0	0- 1

RPI S	RPI 1-25	Score	RPI S	RPI 26-50	Score	RPI S	RPI 51-100	Score	RPI S	RPI 101+	Team's RPI: 329
	Opponent			Opponent			Opponent			Opponent	Score
						77	A Kentucky	37 84	177	A Georgi a St.	58 82
						81	A Kansas St.	18 77	197	A Jackson St.	49 50
						90	A Mi ssi ssi ppi St.	51 80	197	H Jackson St.	45 52
									197	N Jackson St.	52 68
									206	A Prai rie View	60 77
									206	H Prai rie View	62 75
									236	A Al abama A&M	59 70
									236	H Al abama A&M	41 58
									247	A Ark. -Pi ne Bl uff	60 67
									247	H Ark. -Pi ne Bl uff	74 81
									257	A Al corn St.	69 74
									257	H Al corn St.	44 51
									294	A Al abama St.	60 72
									294	H Al abama St.	63 70
									308	N Idaho	72 76
									311	N Bi rmi ngham-So.	65 63
									312	A Grambl ing	71 78
									312	H Grambl ing	59 66
									325	A Southern U.	80 69
									325	H Southern U.	61 58
									330	A Texas Southern	73 57
									330	H Texas Southern	60 52
LAST 10 Div sion I GAMES:											

Non-Div I Games: Stillman 67 57 Tuskegee 44 59 Tougaloo 66 62 Mississippi Val.

Mississippi Val.

Mississippi Val.





Average RPI Win: 165				WON-LOST RECORD		WINNING PCT. RANK		LAST 10 GAMES		STRENGTH OF SCHEDULE		OPP. STRENGTH OF SCHEDULE		TEAM RPI		ADJ. RPI		CONF. RPI		ADJ CONF. RPI	
Average RPI Loss: 145																					
DIV. I ONLY				7- 21		293		1- 9		162		146		263		262		15		15	
DIV. I NON-CONF.				4- 5		197		0- 0		132		49		159		157		15		15	
TOTALS				RPI 1-25		RPI 26-50		W-L RECORDS		RPI 51-100		RPI 100+									
7- 21				0- 0		0- 0		OVERALL		2- 8		5- 13									
6- 9				0- 0		0- 0		HOME		2- 4		4- 5									
1- 9				0- 0		0- 0		AWAY		0- 2		1- 7									
0- 3				0- 0		0- 0		NEUTRAL		0- 2		0- 1									
4- 5				0- 0		0- 0		NON-CONFERENCE		2- 4		2- 1									
4- 2				0- 0		0- 0		HOME		2- 2		2- 0									
0- 1				0- 0		0- 0		AWAY		0- 0		0- 1									
0- 2				0- 0		0- 0		NEUTRAL		0- 2		0- 0									
3- 16				0- 0		0- 0		CONFERENCE		0- 4		3- 12									
2- 7				0- 0		0- 0		HOME		0- 2		2- 5									
1- 8				0- 0		0- 0		AWAY		0- 2		1- 6									
0- 1				0- 0		0- 0		NEUTRAL		0- 0		0- 1									
RPI 1-25				RPI 26-50		RPI 51-100		RPI 101+		Team's RPI: 262											
RPI S Opponent Score				RPI S Opponent Score		RPI S Opponent Score		RPI S Opponent Score		RPI S Opponent Score		RPI S Opponent Score		RPI S Opponent Score		RPI S Opponent Score		RPI S Opponent Score		RPI S Opponent Score	
60 H DePaul				57 78		114 A Indiana St.		83 76		66 N Seton Hall		55 62		114 H Indiana St.		53 63		72 H Arkansas St.		54 67	
72 H Arkansas St.				54 67		117 A UNI		72 90		79 N Iowa		70 79		117 H UNI		72 70		88 A Illinois St.		47 76	
88 A Illinois St.				47 76		133 A Evansville		72 82		88 H Illinois St.		48 65		133 H Evansville		55 57		89 H Ark.-Little Rock		54 48	
89 H Ark.-Little Rock				54 48		154 A Tulsa		51 70		96 A Southern Ill.		47 60		181 A Drake		76 82		96 H Southern Ill.		38 63	
96 A Southern Ill.				47 60		181 H Drake		68 81		99 H Oregon		71 56		191 A Creighton		51 61		191 H Creighton		70 60	
99 H Oregon				71 56		229 A Bradley		75 78		229 H Bradley		68 76		229 N Bradley		56 65		248 H Portland St.		82 69	
229 A Bradley				75 78		254 A Wi chi ta St.		65 68		254 H Wi chi ta St.		67 75		300 H Western Ill.		47 44					
254 H Wi chi ta St.				67 75																	
300 H Western Ill.				47 44																	
LAST 10 Division I GAMES:																					
229 N Bradley				56 65		117 A UNI		72 90													
133 H Evansville				55 57		229 A Bradley		75 78													
96 A Southern Ill.				47 60		88 H Illinois St.		48 65													
181 H Drake				68 81		114 H Indiana St.		53 63													
191 H Creighton				70 60		254 A Wi chi ta St.		65 68													

Missouri:

Missouri:

### Non-Div I Games:

Missouri St.

Loss, Non-Conf, S Site, H Home A Away N Neutral

Average RPI Win:	264										
Average RPI Loss:	152										
DIV.	I ONLY	18- 13	116	5- 5	309	244	210	210	20	20	
DIV.	I NON-CONF.	7- 4	98	0- 0	331	234	214	215	23	24	
TOTALS	RPI 1-25		RPI 26-50	W-L RECORDS	RPI 51-100			RPI 100+			
18- 13	0- 0		0- 0	OVERALL	0- 2			18- 11			
10- 5	0- 0		0- 0	HOME	0- 2			10- 3			
7- 7	0- 0		0- 0	AWAY	0- 0			7- 7			
1- 1	0- 0		0- 0	NEUTRAL	0- 0			1- 1			
7- 4	0- 0		0- 0	NON-CONFERENCE	0- 1			7- 3			
5- 1	0- 0		0- 0	HOME	0- 1			5- 0			
1- 2	0- 0		0- 0	AWAY	0- 0			1- 2			
1- 1	0- 0		0- 0	NEUTRAL	0- 0			1- 1			
11- 9	0- 0		0- 0	CONFERENCE	0- 1			11- 8			
5- 4	0- 0		0- 0	HOME	0- 1			5- 3			
6- 5	0- 0		0- 0	AWAY	0- 0			6- 5			
0- 0	0- 0		0- 0	NEUTRAL	0- 0			0- 0			
RPI S Opponent Score RPI S Opponent Score RPI S Opponent Score Team's RPI: 210											
				RPI S Opponent Score				Team's RPI: 210			
				80 H Robert Morris 72 81				118 A Sacred Heart 51 60			
				86 H Rice 45 76				118 A Sacred Heart 46 50			
								118 H Sacred Heart 54 59			
								128 N Bucknell I 53 67			
								143 A Long Island 47 58			
								143 H Long Island 50 64			
								146 A St. John' s (N.Y.) 46 54			
								155 A Quinnipiac 57 69			
								155 A Quinnipiac 63 58			
								162 N Marshall I 65 54			
								205 A Drexel 67 75			
								223 A Mt. St. Mary' s 60 57			
								223 H Mt. St. Mary' s 95 91			
								227 H St. Peter' s 62 61			
								241 A St. Francis (N.Y.) 69 63			
								241 H St. Francis (N.Y.) 65 47			
								253 A Fairleigh Dickinson 59 74			
								253 H Fairleigh Dickinson 73 47			
								270 H Lehigh 72 65			
								274 H American 76 64			
								280 A Central Conn. St. 73 65			
								280 H Central Conn. St. 48 64			
								281 A St. Francis (Pa.) 77 59			
								281 H St. Francis (Pa.) 76 71			
								319 H Rider 82 70			
								321 H Lafayette 79 62			
								331 A Wagner 59 50			
								331 H Wagner 83 54			
								333 A NJIT 58 54			
<div>LAST 10 Division I GAMES:<div>118 ASacred Heart4650<div></div></div><div>155 AQuinnipiac6358<div></div></div><div>253 AFairleigh Dickinson5974<div></div></div><div>118 HSacred Heart5459<div></div></div><div>253 HFairleigh Dickinson7347<div></div></div><div>280 HCentral Conn. St.4864<div></div></div><div>223 AMt. St. Mary's6057<div></div></div><div>331 AWagner5950<div></div></div><div>143 ALong Island4758<div></div></div><div>281 ASt. Francis (Pa.)7759<div></div></div></div>											

Monmouth

M  
o  
n  
m  
o  
u  
t  
h

### Non-Div I Games:

Monmouth

Loss, Non-Conf, S Site, H Home A Away N Neutral

Average RPI Win:	209	WON-LOST	WINNING	LAST 10	STRENGTH OF	OPP. STRENGTH	TEAM	ADJ.	CONF.	ADJ CONF.
Average RPI Loss:	94	RECORD	PCT. RANK	GAMES	SCHEDULE	OF SCHEDULE	RPI	RPI	RPI	RPI

DIV. I ONLY	26- 3	9	8- 2	232	205	53	54	18	18
DIV. I NON-CONF.	13- 1	7	1- 1	178	192	37	37	19	19

TOTALS	RPI 1-25	RPI 26-50	W-L RECORDS	RPI 51-100	RPI 100+
26- 3	0- 1	1- 0	OVERALL	3- 1	22- 2
14- 1	0- 0	1- 0	HOME	2- 0	11- 1
11- 2	0- 1	0- 0	AWAY	0- 1	11- 1
1- 0	0- 0	0- 0	NEUTRAL	1- 0	0- 0
13- 1	0- 1	1- 0	NON-CONFERENCE	3- 1	9- 0
7- 0	0- 0	1- 0	HOME	2- 0	4- 0
5- 2	0- 1	0- 0	AWAY	0- 1	5- 0
1- 0	0- 0	0- 0	NEUTRAL	1- 0	0- 0
13- 2	0- 0	0- 0	CONFERENCE	0- 0	13- 2
7- 1	0- 0	0- 0	HOME	0- 0	7- 1
6- 1	0- 0	0- 0	AWAY	0- 0	6- 1
0- 0	0- 0	0- 0	NEUTRAL	0- 0	0- 0

RPI S	RPI 1-25	Score	RPI S	RPI 26-50	Score	RPI S	RPI 51-100	Team's RPI : 54	Score	RPI S	RPI 101+	Score
9	A Ohio St.	43 83	46	H Gonzaga	88 78	55	N Davi dson	68 61	104	A Northern Ariz.	61 50	
						73	H Wyomi ng	70 59	104	H Northern Ariz.	78 64	
						73	H Wyomi ng	79 72	104	H Northern Ariz.	59 64	
						83	A Utah	70 78	152	A Idaho St.	90 87	
									152	H Idaho St.	90 72	
									171	A Santa Clara	98 72	
									179	A Weber St.	49 64	
									179	H Weber St.	76 61	
									214	A Cal St. Northridge	87 73	
									215	H Cani si us	83 46	
									232	H Utah St.	86 56	
									243	A Montana St.	86 67	
									243	H Montana St.	84 70	
									248	A Portland St.	77 57	
									248	H Portland St.	85 67	
									258	H Portland	74 54	
									278	A Washi ngton St.	71 60	
									287	A Eastern Wash.	71 53	
									287	H Eastern Wash.	92 55	
									308	A Idaho	85 66	
									310	A Northern Colo.	74 56	
									310	H Northern Colo.	85 54	
									328	A Sacramento St.	78 50	
									328	H Sacramento St.	76 43	
LAST 10 Div sion I GAMES:												
						83	A Utah	70 78	152	H Idaho St.	90 72	
						104	H Northern Ariz.	59 64	179	H Weber St.	76 61	
						328	H Sacramento St.	76 43	243	H Montana St.	84 70	
						310	A Northern Colo.	74 56	328	A Sacramento St.	78 50	
						104	A Northern Ariz.	61 50	287	A Eastern Wash.	71 53	

Non-Div I Games: Mont. St.-Billin89 45

Montana

Loss, Non-Conf, S Site, H Home A Away N Neutral

Average RPI Win: 261										WON-LOST RECORD		WINNING PCT. RANK		LAST 10 GAMES		STRENGTH OF SCHEDULE		OPP. STRENGTH OF SCHEDULE		TEAM RPI		ADJ. RPI		CONF. RPI		ADJ CONF. RPI												
DIV. I ONLY										12- 15		193		5- 5		284		207		240		243		18		18												
DIV. I NON-CONF.										6- 6		151		1- 0		316		211		244		247		19		19												
TOTALS										RPI 1-25		RPI 26-50		W-L RECORDS		RPI 51-100		RPI 100+																				
12- 15										0- 0		0- 1		OVERALL		0- 3		12- 11																				
6- 6										0- 0		0- 0		HOME		0- 1		6- 5																				
6- 8										0- 0		0- 1		AWAY		0- 2		6- 5																				
0- 1										0- 0		0- 0		NEUTRAL		0- 0		0- 1																				
6- 6										0- 0		0- 1		NON-CONFERENCE		0- 1		6- 4																				
3- 2										0- 0		0- 0		HOME		0- 0		3- 2																				
3- 4										0- 0		0- 1		AWAY		0- 1		3- 2																				
0- 0										0- 0		0- 0		NEUTRAL		0- 0		0- 0																				
6- 9										0- 0		0- 0		CONFERENCE		0- 2		6- 7																				
3- 4										0- 0		0- 0		HOME		0- 1		3- 3																				
3- 4										0- 0		0- 0		AWAY		0- 1		3- 3																				
0- 1										0- 0		0- 0		NEUTRAL		0- 0		0- 1																				
RPI 1-25										RPI 26-50		RPI 51-100		RPI 101+		Team's RPI: 243																						
RPI S	Opponent									Score	RPI S	Opponent									Score	RPI S	Opponent									Score						
46	A	Gonzaga									53	81	54	A	Montana									70	84	104	A	Northern Ariz.									47	66
													54	H	Montana									67	86	104	H	Northern Ariz.									52	60
													83	A	Utah									63	66	104	N	Northern Ariz.									53	76
																					138	H	North Dakota St.									62	74					
																					152	A	Idaho St.									91	80					
																					152	H	Idaho St.									74	96					
																					179	A	Weber St.									66	67					
																					179	H	Weber St.									66	63					
																					198	A	Utah Valley St.									78	84					
																					208	H	Cal St. Fullerton									86	63					
																					218	A	Oregon St.									62	69					
																					232	H	Utah St.									71	53					
																					248	A	Portland St.									53	55					
																					248	H	Portland St.									72	63					
																					258	H	Portland									62	63					
																					268	A	Long Beach St.									78	68					
																					278	A	Washington St.									70	64					
																					287	A	Eastern Wash.									72	57					
																					287	H	Eastern Wash.									66	69					
																					310	A	Northern Colo.									77	49					
																					310	H	Northern Colo.									68	47					
																					328	A	Sacramento St.									66	59					
																					328	H	Sacramento St.									80	54					
LAST 10 Division I GAMES:																																						
104 N Northern Ariz.										53	76	328 H Sacramento St.										80	54															
179 H Weber St.										66	63	54 A Montana										70	84															
104 A Northern Ariz.										47	66	328 A Sacramento St.										66	59															
310 A Northern Colo.										77	49	248 A Portland St.										53	55															
152 H Idaho St.										74	96	287 A Eastern Wash.										72	57															

Non-Div I	Games: Montana Tech	57	66	Montana Western	77	71
-----------	---------------------	----	----	-----------------	----	----

Montana St.

Loss, Non-Conf, S Site, H Home A Away N Neutral

Page 177

Montanast

Average RPI Win: 246				WON-LOST RECORD		WINNING PCT. RANK		LAST 10 GAMES		STRENGTH OF SCHEDULE		OPP. STRENGTH OF SCHEDULE		TEAM RPI		ADJ. RPI		CONF. RPI		ADJ CONF. RPI			
DIV. I ONLY				14- 16		178		3- 7		219		211		206		203		22		22			
DIV. I NON-CONF.				1- 8		319		0- 1		115		80		271		270		20		20			
TOTALS				RPI 1-25		RPI 26-50		W-L RECORDS		RPI 51-100		RPI 100+											
14- 16				0- 0		0- 2		OVERALL		1- 2		13- 12											
8- 5				0- 0		0- 1		HOME		1- 0		7- 4											
5- 11				0- 0		0- 1		AWAY		0- 2		5- 8											
1- 0				0- 0		0- 0		NEUTRAL		0- 0		1- 0											
1- 8				0- 0		0- 2		NON-CONFERENCE		0- 1		1- 5											
0- 2				0- 0		0- 1		HOME		0- 0		0- 1											
0- 6				0- 0		0- 1		AWAY		0- 1		0- 4											
1- 0				0- 0		0- 0		NEUTRAL		0- 0		1- 0											
13- 8				0- 0		0- 0		CONFERENCE		1- 1		12- 7											
8- 3				0- 0		0- 0		HOME		1- 0		7- 3											
5- 5				0- 0		0- 0		AWAY		0- 1		5- 4											
0- 0				0- 0		0- 0		NEUTRAL		0- 0		0- 0											
RPI 1-25				RPI 26-50		RPI 51-100		Team's RPI: 203															
RPI S	Opponent			Score		RPI S	Opponent			Score		RPI S	Opponent			Score		RPI S	Opponent			Score	
27	A	Xavi er			55	72	58	A	Vi rgi ni a Tech			64	77	111	A	Eastern Mi ch.			66	90			
34	H	Western Ky.			52	71	93	A	Southeast Mo. St.			70	84	120	A	Fl ori da			54	86			
							93	H	Southeast Mo. St.			68	58	123	A	Murray St.			57	71			
														123	H	Murray St.			54	76			
														133	A	Evansvi lle			67	85			
														162	A	Marshall			62	65			
														199	A	Samford			60	57			
														199	H	Samford			48	58			
														202	A	Tenn. -Martin			57	73			
														202	H	Tenn. -Martin			67	47			
														202	H	Tenn. -Martin			57	61			
														213	A	Eastern Ky.			91	88			
														213	H	Eastern Ky.			82	72			
														220	A	Tennessee Tech			51	59			
														220	H	Tennessee Tech			57	54			
														238	A	Austin Peay			66	74			
														238	H	Austin Peay			66	61			
														246	H	IUPUI			61	68			
														259	A	Eastern Ill.			88	76			
														259	H	Eastern Ill.			71	59			
														301	A	Jacksonville St.			77	74			
														301	H	Jacksonville St.			83	57			
														312	N	Grambl ing			75	52			
														318	A	Tennessee St.			77	65			
														318	H	Tennessee St.			68	55			
LAST 10 Division I GAMES:																							
202	H	Tenn. -Martin			57	61	123	A	Murray St.			57	71										
238	A	Austin Peay			66	74	93	A	Southeast Mo. St.			70	84										
318	A	Tennessee St.			77	65	58	A	Vi rgi ni a Tech			64	77										
301	H	Jacksonville St.			83	57	213	H	Eastern Ky.			82	72										
199	H	Samford			48	58	220	A	Tennessee Tech			51	59										

Moreheadst

Moreheadst

### Non-Div I Games:

Morehead St.

Loss, Non-Conf, S Site, H Home A Away N Neutral

Average RPI Win: 259		WON-LOST RECORD		WINNING PCT. RANK		LAST 10 GAMES		STRENGTH OF SCHEDULE		OPP. STRENGTH OF SCHEDULE		TEAM RPI		ADJ. RPI		CONF. RPI		ADJ CONF. RPI	
DIV. I ONLY		18- 13		116		7- 3		287		309		205		211		26		26	
DIV. I NON-CONF.		5- 5		151		0- 0		333		319		282		282		29		29	
TOTALS		RPI 1-25		RPI 26-50		W-L RECORDS		RPI 51-100		RPI 100+									
18- 13		0- 0		0- 0		OVERALL		1- 2		17- 11									
8- 4		0- 0		0- 0		HOME		0- 1		8- 3									
8- 6		0- 0		0- 0		AWAY		0- 1		8- 5									
2- 3		0- 0		0- 0		NEUTRAL		1- 0		1- 3									
5- 5		0- 0		0- 0		NON-CONFERENCE		0- 0		5- 5									
2- 1		0- 0		0- 0		HOME		0- 0		2- 1									
3- 2		0- 0		0- 0		AWAY		0- 0		3- 2									
0- 2		0- 0		0- 0		NEUTRAL		0- 0		0- 2									
13- 8		0- 0		0- 0		CONFERENCE		1- 2		12- 6									
6- 3		0- 0		0- 0		HOME		0- 1		6- 2									
5- 4		0- 0		0- 0		AWAY		0- 1		5- 3									
2- 1		0- 0		0- 0		NEUTRAL		1- 0		1- 1									
RPI S Opponent		RPI 1-25 Score		RPI S Opponent		RPI 26-50 Score		RPI S Opponent		RPI 51-100 Score		RPI S Opponent		RPI 101+ Score		Team's RPI: 211			
75 A Coppin St.		53 67		75 H Coppin St.		49 64		75 N Coppin St.		69 67		137 A La Salle		50 61					
												141 A UNC Asheville		45 63					
												160 A Delaware St.		48 71					
												160 H Delaware St.		42 40					
												160 N Delaware St.		42 55					
												178 H Hampton		65 61					
												178 H Hampton		61 51					
												178 N Hampton		63 59					
												186 A N. C. A&T		69 89					
												186 H N. C. A&T		62 69					
												223 H Mt. St. Mary's		66 60					
												256 N Duquesne		42 70					
												264 A Howard		67 74					
												264 H Howard		71 62					
												267 H Florida A&M		46 62					
												273 A Cornell		66 60					
												275 H Fordham		60 52					
												283 N Kennesaw St.		55 59					
												286 A Md. -East. Shore		62 60					
												286 H Md. -East. Shore		65 49					
												304 H Winston-Salem		66 71					
												320 A South Carolina St.		75 56					
												320 H South Carolina St.		51 47					
												321 A Lafayette		60 57					
												326 A Norfolk St.		64 44					
												326 H Norfolk St.		65 54					
												333 A NJIT		63 55					
												335 A Bethune-Cookman		63 58					

M  
o  
r  
g  
a  
n  
s  
t  
.M  
o  
r  
g  
a  
n  
s  
t  
.

### Non-Div I Games:

Morgan St.

Loss, Non-Conf, S Site, H Home A Away N Neutral

Average RPI Win:		246	WON-LOST		WINNING	LAST 10	STRENGTH OF		OPP. STRENGTH	TEAM	ADJ.	CONF.	ADJ CONF.
Average RPI Loss:		159	RECORD		PCT. RANK	GAMES	SCHEDULE		OF SCHEDULE	RPI	RPI	RPI	RPI
DIV. I ONLY		12- 17			212	5- 5	204		251	224	223	20	20
DIV. I NON-CONF.		2- 8			290	0- 0	165		220	273	273	23	24
TOTALS		RPI 1-25			RPI 26-50	W-L RECORDS		RPI 51-100				RPI 100+	
12- 17		0- 1			0- 0	OVERALL		0- 2				12- 14	
8- 7		0- 0			0- 0	HOME		0- 1				8- 6	
4- 10		0- 1			0- 0	AWAY		0- 1				4- 8	
0- 0		0- 0			0- 0	NEUTRAL		0- 0				0- 0	
2- 8		0- 1			0- 0	NON-CONFERENCE		0- 0				2- 7	
2- 4		0- 0			0- 0	HOME		0- 0				2- 4	
0- 4		0- 1			0- 0	AWAY		0- 0				0- 3	
0- 0		0- 0			0- 0	NEUTRAL		0- 0				0- 0	
10- 9		0- 0			0- 0	CONFERENCE		0- 2				10- 7	
6- 3		0- 0			0- 0	HOME		0- 1				6- 2	
4- 6		0- 0			0- 0	AWAY		0- 1				4- 5	
0- 0		0- 0			0- 0	NEUTRAL		0- 0				0- 0	
RPI 1-25				RPI 26-50			RPI 51-100			RPI 101+	Team's RPI: 223		
RPI S	Opponent	Score		RPI S	Opponent	Score		RPI S	Opponent	Score			
24	A Pittsburgh	55 77						80	A Robert Morris	52 64		116	H William & Mary 66 58
								80	H Robert Morris	58 71		118	A Sacred Heart 56 68
												118	A Sacred Heart 67 70
												118	H Sacred Heart 57 66
												143	A Long Island 41 76
												145	A Towson 64 72
												148	H Loyola (Md.) 61 65
												149	H Georgetown 50 59
												155	A Qui nni pi ac 50 54
												155	H Qui nni pi ac 76 75
												166	H UMBC 61 48
												205	H Drexel 46 53
												210	A Monmouth 91 95
												210	H Monmouth 57 60
												211	A Morgan St. 60 66
												241	A St. Francis (N.Y.) 62 52
												241	H St. Francis (N.Y.) 74 61
												253	H Fai rlei gh Dicki nson 71 53
												263	A Navy 46 57
												280	A Central Conn. St. 56 52
												280	H Central Conn. St. 75 68
												281	A St. Francis (Pa.) 65 63
												281	H St. Francis (Pa.) 75 68
												321	H Lafayette 55 68
												331	A Wagner 83 70
												331	H Wagner 61 45
LAST 10 Div				sion I GAMES:									
				118	A Sacred Heart	67 70		241	A St. Francis (N.Y.)	62 52			
				80	H Robert Morris	58 71		281	H St. Francis (Pa.)	75 68			
				155	H Qui nni pi ac	76 75		280	A Central Conn. St.	56 52			
				118	A Sacred Heart	56 68		155	A Qui nni pi ac	50 54			
				210	H Monmouth	57 60		331	H Wagner	61 45			



Average RPI Win: 242				WON-LOST RECORD		WINNING PCT. RANK		LAST 10 GAMES		STRENGTH OF SCHEDULE		OPP. STRENGTH OF SCHEDULE		TEAM RPI		ADJ. RPI		CONF. RPI		ADJ CONF. RPI			
DIV. I ONLY				19- 9		65		7- 3		227		250		117		123		22		22			
DIV. I NON-CONF.				2- 3		214		0- 1		101		208		169		169		20		20			
TOTALS				RPI 1-25		RPI 26-50		W-L RECORDS		RPI 51-100		RPI 100+											
19- 9				0- 0		0- 1		OVERALL		0- 5		19- 4											
10- 2				0- 0		0- 0		HOME		0- 1		10- 1											
8- 6				0- 0		0- 1		AWAY		0- 3		8- 3											
1- 1				0- 0		0- 0		NEUTRAL		0- 1		1- 0											
2- 3				0- 0		0- 1		NON-CONFERENCE		0- 2		2- 1											
1- 0				0- 0		0- 0		HOME		0- 0		1- 0											
1- 4				0- 0		0- 1		AWAY		0- 2		1- 1											
0- 0				0- 0		0- 0		NEUTRAL		0- 0		0- 0											
17- 6				0- 0		0- 0		CONFERENCE		0- 3		17- 3											
9- 2				0- 0		0- 0		HOME		0- 1		9- 1											
7- 3				0- 0		0- 0		AWAY		0- 1		7- 2											
1- 1				0- 0		0- 0		NEUTRAL		0- 1		1- 0											
RPI 1-25				RPI 26-50		RPI 51-100		RPI 101+		Team's RPI: 123													
RPI S	Opponent			Score			RPI S	Opponent			Score			RPI S	Opponent			Score					
34	A	Western Ky.			60	67	72	A	Arkansas St.			52	59	106	A	Cincinnati			57	74			
							93	A	Southeast Mo. St.			63	66	199	A	Samford			73	64			
							93	H	Southeast Mo. St.			61	67	199	H	Samford			77	63			
							93	N	Southeast Mo. St.			60	62	202	A	Tenn.-Martin			60	62			
							96	A	Southern Ill.			68	77	202	H	Tenn.-Martin			67	59			
														202	N	Tenn.-Martin			66	65			
														203	A	Morehead St.			76	54			
														203	H	Morehead St.			71	57			
														213	A	Eastern Ky.			89	75			
														213	H	Eastern Ky.			75	62			
														213	H	Eastern Ky.			68	66			
														220	A	Tennessee Tech			49	54			
														220	H	Tennessee Tech			80	79			
														236	A	Alabama A&M			61	59			
														238	A	Austin Peay			64	63			
														238	H	Austin Peay			70	82			
														259	A	Eastern Ill.			70	67			
														259	H	Eastern Ill.			93	67			
														301	A	Jacksonville St.			82	61			
														301	H	Jacksonville St.			100	59			
														306	H	Lipscomb			81	53			
														318	A	Tennessee St.			83	55			
														318	H	Tennessee St.			81	60			
LAST 10 Division I GAMES:																							
							72	A	Arkansas St.			52	59	220	H	Tennessee Tech			80	79			
							93	N	Southeast Mo. St.			60	62	259	A	Eastern Ill.			70	67			
							202	N	Tenn.-Martin			66	65	318	H	Tennessee St.			81	60			
							213	H	Eastern Ky.			68	66	203	H	Morehead St.			71	57			
							202	A	Tenn.-Martin			60	62	213	H	Eastern Ky.			75	62			

Non-Div I	Games: Kentucky St.	80	46	Brescia	73	55
-----------	---------------------	----	----	---------	----	----

Murray St.

Loss, Non-Conf, S Site, H Home A Away N Neutral

Page 181

M  
u  
r  
r  
a  
y  
S  
t  
:M  
u  
r  
r  
a  
y  
s  
t  
:

Average RPI Win:		264		WON-LOST		WINNING		LAST 10		STRENGTH OF		OPP. STRENGTH		TEAM		ADJ.		CONF.		ADJ CONF.							
Average RPI Loss:		146		RECORD		PCT. RANK		GAMES		SCHEDULE		OF SCHEDULE		RPI		RPI		RPI		RPI							
DIV. I ONLY		17- 13		127		5- 5				263		264		186		186		26		26							
DIV. I NON-CONF.		5- 6		185		0- 0				167		82		176		172		29		29							
TOTALS		RPI 1-25		RPI 26-50		W-L RECORDS		RPI 51-100		RPI 100+																	
17- 13		0- 2		0- 0		OVERALL		0- 4		17- 7																	
12- 2		0- 0		0- 0		HOME		0- 1		12- 1																	
5- 9		0- 2		0- 0		AWAY		0- 3		5- 4																	
0- 2		0- 0		0- 0		NEUTRAL		0- 0		0- 2																	
5- 6		0- 2		0- 0		NON-CONFERENCE		0- 2		5- 2																	
5- 1		0- 0		0- 0		HOME		0- 0		5- 1																	
0- 4		0- 2		0- 0		AWAY		0- 2		0- 0																	
0- 1		0- 0		0- 0		NEUTRAL		0- 0		0- 1																	
12- 7		0- 0		0- 0		CONFERENCE		0- 2		12- 5																	
7- 1		0- 0		0- 0		HOME		0- 1		7- 0																	
5- 5		0- 0		0- 0		AWAY		0- 1		5- 4																	
0- 1		0- 0		0- 0		NEUTRAL		0- 0		0- 1																	
RPI 1-25		RPI 26-50		RPI 51-100		RPI 101+		Team's RPI: 186																			
RPI S	Opponent	Score		RPI S	Opponent	Score		RPI S	Opponent	Score		RPI S	Opponent	Score													
11	A Georgi a	35	89					59	A TCU	84	106	141	H UNC Asheville	63	59												
18	A Bayl or	40	89					65	A South Carolina	63	117	159	N Providence	64	79												
								75	A Coppin St.	60	75	160	A Delaware St.	70	73												
								75	H Coppin St.	81	84	178	A Hampton	73	63												
												178	H Hampton	91	69												
												192	H Wofford	60	66												
												211	A Morgan St.	69	62												
												211	H Morgan St.	89	69												
												242	H El on	81	46												
												263	H Navy	64	59												
												264	A Howard	65	68												
												264	H Howard	87	73												
												267	A Florida A&M	65	72												
												267	H Florida A&M	77	72												
												267	N Florida A&M	69	71												
												286	A Md. -East. Shore	60	65												
												286	H Md. -East. Shore	74	59												
												289	H Longwood	79	63												
												320	A South Carolina St.	74	61												
												323	H Stetson	61	49												
												326	A Norfolk St.	83	77												
												326	H Norfolk St.	86	58												
												335	A Bethune-Cookman	75	62												
												335	H Bethune-Cookman	73	61												
				LAST 10 Div				sion I GAMES:																			
				267 N Fl ori da A&M				69 71				75 H Coppin St.				81 84											
				160 A Delaware St.				70 73				267 H Fl ori da A&M				77 72											
				178 A Hampton				73 63				335 H Bethune-Cookman				73 61											
				326 A Norfolk St.				83 77				264 A Howard				65 68											
				211 H Morgan St.				89 69				286 A Md. -East. Shore				60 65											

Non-Di v I Games:

Average RPI Win: 312		WON-LOST RECORD	WINNING PCT. RANK	LAST 10 GAMES	STRENGTH OF SCHEDULE	OPP. STRENGTH OF SCHEDULE	TEAM RPI	ADJ. RPI	CONF. RPI	ADJ CONF. RPI
Average RPI Loss: 216										
DIV. I ONLY		3- 23	329	1- 9	318	295	333	333	31	31
DIV. I NON-CONF.		2- 11	304	0- 0	300	327	328	329	28	28
<hr/>										
TOTALS		RPI 1-25		RPI 26-50		W-L RECORDS		RPI 51-100		RPI 100+
3- 23		0- 0		0- 2		OVERALL		0- 0		3- 21
1- 10		0- 0		0- 1		HOME		0- 0		1- 9
1- 12		0- 0		0- 1		AWAY		0- 0		1- 11
1- 1		0- 0		0- 0		NEUTRAL		0- 0		1- 1
2- 11		0- 0		0- 0		NON-CONFERENCE		0- 0		2- 11
0- 5		0- 0		0- 0		HOME		0- 0		0- 5
1- 6		0- 0		0- 0		AWAY		0- 0		1- 6
1- 0		0- 0		0- 0		NEUTRAL		0- 0		1- 0
1- 12		0- 0		0- 2		CONFERENCE		0- 0		1- 10
1- 5		0- 0		0- 1		HOME		0- 0		1- 4
0- 6		0- 0		0- 1		AWAY		0- 0		0- 5
0- 1		0- 0		0- 0		NEUTRAL		0- 0		0- 1
<hr/>										
RPI 1-25		RPI 26-50		RPI 51-100		RPI 101+		Team's RPI: 333		
RPI S	Opponent	Score	RPI S	Opponent	Score	RPI S	Opponent	Score	RPI S	Opponent
49	A South Dakota St.	30 96	49	A South Dakota St.	47 72	138	A North Dakota St.	49 81	138	H North Dakota St.
49	H South Dakota St.	47 72				138	H North Dakota St.	54 73	143	A Long Island
						166	A UMBC	51 60	166	A UMBC
						198	A Utah Valley St.	51 78	198	A Utah Valley St.
						198	H Utah Valley St.	40 71	198	H Utah Valley St.
						210	H Monmouth	48 79	210	H Monmouth
						211	H Morgan St.	54 58	211	H Morgan St.
						222	A IPFW	55 63	222	A IPFW
						222	H IPFW	43 58	222	H IPFW
						227	H St. Peter's	70 81	227	H St. Peter's
						241	H St. Francis (N.Y.)	61 67	241	H St. Francis (N.Y.)
						253	A Fairleigh Dickinson	36 59	253	A Fairleigh Dickinson
						261	A Tex. -Pan American	69 78	261	A Tex. -Pan American
						261	H Tex. -Pan American	44 55	261	H Tex. -Pan American
						269	A Princeton	57 70	269	A Princeton
						270	H Lehigh	51 75	270	H Lehigh
						273	A Cornell	44 70	273	A Cornell
						289	H Longwood	42 65	289	H Longwood
						304	A Winston-Salem	50 38	304	A Winston-Salem
						321	A Lafayette	41 72	321	A Lafayette
						324	N North Fla.	70 59	324	N North Fla.
						326	N Norfolk St.	46 52	326	N Norfolk St.
						331	A Wagner	91 70	331	A Wagner
						41	61			
<hr/>										
LAST 10 Division I GAMES:										
49	H South Dakota St.	47 72	138	A North Dakota St.	49 81	49	A South Dakota St.	30 96	261	H Tex. -Pan American
138	H North Dakota St.	54 73	49	A South Dakota St.	30 96	198	H Utah Valley St.	48 79	198	H Utah Valley St.
198	A Utah Valley St.	40 71	261	H Tex. -Pan American	57 70	222	A IPFW	43 58	222	H IPFW
222	A IPFW	43 58	198	H Utah Valley St.	48 79	289	H Longwood	50 38	222	H IPFW
289	H Longwood	50 38	222	H IPFW	70 81					

Non-Div I Games: Tex. A&amp;M-Kingsvi 57 66 Wilmington (Del.) 86 54

NJIT

Loss, Non-Conf, S Site, H Home A Away N Neutral

Average RPI Win: 264  
Average RPI Loss: 189

[illegible]

### Non-Div l Games:

Navy

■ Loss, ■ Non-Conf, S Site, H Home A Away N Neutral

Average RPI Win:		127	WON-LOST RECORD		WINNING PCT. RANK		LAST 10 GAMES		STRENGTH OF SCHEDULE		OPP. STRENGTH OF SCHEDULE		TEAM RPI		ADJ. RPI		CONF. RPI		ADJ CONF. RPI	
Average RPI Loss:		38																		
DIV. I ONLY			22- 9		58		4- 6		86		11		38		36		2		2	
DIV. I NON-CONF.			12- 2		26		0- 1		226		33		56		53		4		4	
TOTALS			RPI 1-25		RPI 26-50		W-L RECORDS		RPI 51-100		RPI 100+									
22- 9			3- 5		2- 1		OVERALL		6- 4		11- 0									
10- 4			2- 1		0- 0		HOME		2- 3		6- 0									
9- 4			0- 3		1- 0		AWAY		4- 1		4- 0									
3- 2			1- 1		1- 1		NEUTRAL		0- 0		1- 0									
12- 2			1- 1		1- 1		NON-CONFERENCE		1- 1		9- 0									
5- 1			0- 0		0- 0		HOME		0- 1		5- 0									
4- 1			0- 1		0- 0		AWAY		1- 0		3- 0									
3- 1			1- 0		1- 1		NEUTRAL		0- 0		1- 0									
10- 7			2- 4		1- 0		CONFERENCE		5- 3		2- 0									
5- 3			2- 1		0- 0		HOME		2- 2		1- 0									
5- 3			0- 2		1- 0		AWAY		3- 1		1- 0									
0- 1			0- 1		0- 0		NEUTRAL		0- 0		0- 0									
RPI 1-25			RPI 26-50		Team's RPI: 36		RPI 51-100		RPI 101+											
RPI S	Opponent		Score		RPI S	Opponent		Score		RPI S	Opponent		Score		RPI S	Opponent		Score		
7	H	Oklahoma	69	77	31	N	Temple	61	64	56	H	Texas Tech	69	70	115	A	Kansas	63	54	
15	A	Arizona St.	60	87	33	A	Texas	79	75	61	A	Missouri	76	66	115	H	Kansas	78	58	
18	H	Baylor	76	67	43	N	New Mexico	66	59	61	H	Missouri	53	65	120	A	Florida	81	73	
22	N	North Carolina St.	94	74						63	A	Oklahoma St.	60	63	158	H	Northwestern	73	58	
23	A	Texas A&M	65	66						67	A	Southern	72	65	161	H	Michigan	87	47	
25	A	Iowa St.	53	64								Cal i forni a			191	A	Creighton	60	57	
25	H	Iowa St.	62	49						71	H	Minnesota	65	74	208	H	Cal St. Fullerton	76	62	
25	N	Iowa St.	76	79						81	A	Kansas St.	62	55	234	N	Fla. Atlantic	93	53	
										81	H	Kansas St.	70	63	261	H	Tex. -Pan American	77	37	
										94	A	Colorado	54	44	288	A	UC Irvine	80	66	
										94	H	Colorado	90	70	317	H	Nicholls St.	80	42	
LAST 10 Division I GAMES:																				
					31	N	Temple	61	64	61	H	Missouri	53	65						
					25	N	Iowa St.	76	79	56	H	Texas Tech	69	70						
					94	H	Colorado	90	70	94	A	Colorado	54	44						
					63	A	Oklahoma St.	60	63	81	A	Kansas St.	62	55						
					25	A	Iowa St.	53	64	18	H	Baylor	76	67						

Non-Div I Games:

Nebraska

Loss, 
Non-Conf, S Site, 
H Home
A Away 
N Neutral

Average RPI Win: 224				WON-LOST RECORD		WINNING PCT. RANK		LAST 10 GAMES		STRENGTH OF SCHEDULE		OPP. STRENGTH OF SCHEDULE		TEAM RPI		ADJ. RPI		CONF. RPI		ADJ CONF. RPI	
Average RPI Loss: 128																					
DIV. I ONLY				17- 14		143		5- 5		261		172		177		173		17		17	
DIV. I NON-CONF.				6- 7		175		0- 1		223		93		205		200		17		17	
TOTALS				RPI 1-25		RPI 26-50		W-L RECORDS		RPI 51-100		RPI 100+									
17- 14				0- 0		0- 2		OVERALL		1- 5		16- 8									
10- 4				0- 0		0- 1		HOME		1- 1		9- 2									
6- 9				0- 0		0- 1		AWAY		0- 3		6- 6									
1- 1				0- 0		0- 0		NEUTRAL		0- 1		1- 0									
6- 7				0- 0		0- 2		NON-CONFERENCE		0- 4		6- 2									
4- 2				0- 0		0- 1		HOME		0- 1		4- 0									
2- 5				0- 0		0- 1		AWAY		0- 2		2- 2									
0- 1				0- 0		0- 0		NEUTRAL		0- 1		0- 0									
11- 7				0- 0		0- 0		CONFERENCE		1- 1		10- 6									
6- 2				0- 0		0- 0		HOME		1- 0		5- 2									
4- 5				0- 0		0- 0		AWAY		0- 1		4- 4									
1- 0				0- 0		0- 0		NEUTRAL		0- 0		1- 0									
RPI 1-25				RPI 26-50		RPI 51-100		RPI 101+		Team's RPI: 173											
RPI S Opponent Score				RPI S Opponent Score		RPI S Opponent Score		RPI S Opponent Score		RPI S Opponent Score		RPI S Opponent Score		RPI S Opponent Score		RPI S Opponent Score		RPI S Opponent Score		RPI S Opponent Score	
42 A Washi ngton 60 79				73 A Wyomi ng 56 84		121 A Fresno St. 68 61		121 H Fresno St. 81 86		130 A Loui si ana Tech 55 54		130 H Loui si ana Tech 62 73		135 A Hawai i 72 74		135 H Hawai i 69 59		152 H Idaho St. 75 58		156 A UNLV 63 77	
44 H Auburn 75 84				73 N Wyomi ng 71 80		121 H Fresno St. 81 86		130 A Loui si ana Tech 55 54		130 H Loui si ana Tech 62 73		135 A Hawai i 72 74		135 H Hawai i 69 59		152 H Idaho St. 75 58		156 A UNLV 63 77		165 A San Di ego St. 68 62	
				87 A Boi se St. 65 68		121 H Fresno St. 81 86		130 A Loui si ana Tech 55 54		130 H Loui si ana Tech 62 73		135 A Hawai i 72 74		135 H Hawai i 69 59		152 H Idaho St. 75 58		156 A UNLV 63 77		207 A San Franci sco 55 65	
				87 H Boi se St. 81 70		121 H Fresno St. 81 86		130 A Loui si ana Tech 55 54		130 H Loui si ana Tech 62 73		135 A Hawai i 72 74		135 H Hawai i 69 59		152 H Idaho St. 75 58		156 A UNLV 63 77		216 A New Mexi co St. 57 68	
				94 A Col orado 60 80		121 H Fresno St. 81 86		130 A Loui si ana Tech 55 54		130 H Loui si ana Tech 62 73		135 A Hawai i 72 74		135 H Hawai i 69 59		152 H Idaho St. 75 58		156 A UNLV 63 77		216 A New Mexi co St. 62 73	
				97 H UC Ri versi de 70 73		121 H Fresno St. 81 86		130 A Loui si ana Tech 55 54		130 H Loui si ana Tech 62 73		135 A Hawai i 72 74		135 H Hawai i 69 59		152 H Idaho St. 75 58		156 A UNLV 63 77		216 H New Mexi co St. 74 70	
						121 H Fresno St. 81 86		130 A Loui si ana Tech 55 54		130 H Loui si ana Tech 62 73		135 A Hawai i 72 74		135 H Hawai i 69 59		152 H Idaho St. 75 58		156 A UNLV 63 77		230 H Cal Poly 76 62	
						121 H Fresno St. 81 86		130 A Loui si ana Tech 55 54		130 H Loui si ana Tech 62 73		135 A Hawai i 72 74		135 H Hawai i 69 59		152 H Idaho St. 75 58		156 A UNLV 63 77		232 A Utah St. 44 59	
						121 H Fresno St. 81 86		130 A Loui si ana Tech 55 54		130 H Loui si ana Tech 62 73		135 A Hawai i 72 74		135 H Hawai i 69 59		152 H Idaho St. 75 58		156 A UNLV 63 77		232 H Utah St. 61 49	
						121 H Fresno St. 81 86		130 A Loui si ana Tech 55 54		130 H Loui si ana Tech 62 73		135 A Hawai i 72 74		135 H Hawai i 69 59		152 H Idaho St. 75 58		156 A UNLV 63 77		232 N Utah St. 61 60	
						121 H Fresno St. 81 86															

### Non-Div I Games:

Nevada

Loss, Non-Conf, S Site, H Home A Away N Neutral

New Hampshire				Through Games Of Sunday, March 11, 2007						
Average RPI Win:	237	WON-LOST RECORD	WINNING PCT. RANK	LAST 10 GAMES	STRENGTH OF SCHEDULE	OPP. STRENGTH OF SCHEDULE	TEAM RPI	ADJ. RPI	CONF. RPI	ADJ CONF. RPI
Average RPI Loss:	163									
DIV. I ONLY		9- 20	258	3- 7	282	182	286	284	16	16
DIV. I NON-CONF.		5- 7	206	0- 0	324	265	287	288	16	16
<hr/>										
TOTALS		RPI 1-25	RPI 26-50	W-L RECORDS	RPI 51-100	RPI 100+				
9- 20		0- 0	0- 2	OVERALL	0- 2	9- 16				
8- 6		0- 0	0- 1	HOME	0- 1	8- 4				
0- 12		0- 0	0- 1	AWAY	0- 1	0- 10				
1- 2		0- 0	0- 0	NEUTRAL	0- 0	1- 2				
5- 7		0- 0	0- 0	NON-CONFERENCE	0- 0	5- 7				
4- 2		0- 0	0- 0	HOME	0- 0	4- 2				
0- 4		0- 0	0- 0	AWAY	0- 0	0- 4				
1- 1		0- 0	0- 0	NEUTRAL	0- 0	1- 1				
4- 13		0- 0	0- 2	CONFERENCE	0- 2	4- 9				
4- 4		0- 0	0- 1	HOME	0- 1	4- 2				
0- 8		0- 0	0- 1	AWAY	0- 1	0- 6				
0- 1		0- 0	0- 0	NEUTRAL	0- 0	0- 1				
<hr/>										
RPI 1-25		RPI 26-50			RPI 51-100			RPI 101+ Team's RPI: 284		
RPI S	Opponent	Score	RPI S	Opponent	Score	RPI S	Opponent	Score		
47	A Hartford	47 48	84	A Stony Brook	64 71	105	A Boston College	31 50		
47	H Hartford	45 54	84	H Stony Brook	66 85	134	A Massachusetts	38 60		
						147	H Iona	72 61		
						150	A Vermont	44 70		
						150	H Vermont	56 59		
						153	A Army	51 54		
						157	A Boston U.	57 67		
						157	H Boston U.	71 66		
						159	H Providence	53 79		
						166	A UMBC	51 59		
						166	H UMBC	56 59		
						168	A Maine	47 64		
						168	H Maine	65 55		
						190	H Dartmouth	67 79		
						228	A Binghamton	61 66		
						228	H Binghamton	58 55		
						251	A Albany (N. Y.)	68 75		
						251	H Albany (N. Y.)	58 44		
						251	N Albany (N. Y.)	61 64		
						252	H Northeastern	71 62		
						280	A Central Conn. St.	47 65		
						296	N Detroit	50 54		
						297	H Colgate	52 44		
						304	N Winston-Salem	63 55		
						331	H Wagner	80 70		
			LAST 10 Division I GAMES:							
			251 N Albany (N. Y.) 61 64			166 A UMBC 51 59				
			228 A Binghamton 61 66			84 A Stony Brook 64 71				
			150 H Vermont 56 59			47 H Hartford 45 54				
			157 H Boston U. 71 66			168 H Maine 65 55				
			251 A Albany (N. Y.) 68 75			251 H Albany (N. Y.) 58 44				

New Hampshire

New Hampshire

### Non-Div I Games:

New Hampshire

Loss, Non-Conf, S Site, H Home A Away N Neutral





Average RPI Win: 229				WON-LOST RECORD		WINNING PCT. RANK		LAST 10 GAMES		STRENGTH OF SCHEDULE		OPP. STRENGTH OF SCHEDULE		TEAM RPI		ADJ. RPI		CONF. RPI		ADJ CONF. RPI			
DIV. I ONLY				13- 18		207		4- 6		182		220		215		216		17		17			
DIV. I NON-CONF.				5- 7		206		0- 0		157		238		197		201		17		17			
TOTALS				RPI 1-25		RPI 26-50		W-L RECORDS		RPI 51-100		RPI 100+											
13- 18				0- 0		0- 3		OVERALL		0- 5		13- 10											
9- 9				0- 0		0- 2		HOME		0- 3		9- 4											
4- 9				0- 0		0- 1		AWAY		0- 2		4- 6											
0- 0				0- 0		0- 0		NEUTRAL		0- 0		0- 0											
5- 7				0- 0		0- 3		NON-CONFERENCE		0- 2		5- 2											
3- 4				0- 0		0- 2		HOME		0- 1		3- 1											
2- 3				0- 0		0- 1		AWAY		0- 1		2- 1											
0- 0				0- 0		0- 0		NEUTRAL		0- 0		0- 0											
8- 11				0- 0		0- 0		CONFERENCE		0- 3		8- 8											
6- 5				0- 0		0- 0		HOME		0- 2		6- 3											
2- 6				0- 0		0- 0		AWAY		0- 1		2- 5											
0- 0				0- 0		0- 0		NEUTRAL		0- 0		0- 0											
RPI 1-25				RPI 26-50		RPI 51-100		RPI 101+		Team's RPI: 216													
RPI S	Opponent			Score		RPI S	Opponent			Score		RPI S	Opponent			Score		RPI S	Opponent			Score	
	38	H	Brigham Young	43	60		87	A	Boi se St.	59	77		121	A	Fresno St.	57	63						
	43	A	New Mexi co	47	81		87	H	Boi se St.	52	66		121	H	Fresno St.	67	63						
	43	H	New Mexi co	45	65		87	H	Boi se St.	46	49		130	A	Loui si ana Tech	56	74						
							92	A	UTEP	67	76		130	H	Loui si ana Tech	53	69						
							92	H	UTEP	54	65		130	H	Loui si ana Tech	63	57						
													135	A	Hawai i	58	51						
													135	H	Hawai i	46	57						
													173	A	Nevada	70	74						
													173	H	Nevada	68	57						
													173	H	Nevada	73	62						
													195	H	UTSA	69	63						
													198	A	Utah Valley St.	72	79						
													232	A	Utah St.	67	70						
													232	H	Utah St.	51	68						
													254	A	Wi chi ta St.	72	69						
													272	H	Col orado St.	71	55						
													285	A	Lamar	69	52						
													288	H	UC I rvine	47	61						
													302	H	Southern Utah	59	57						
													308	A	I daho	74	83						
													308	H	I daho	70	65						
													314	A	San Jose St.	59	48						
													314	H	San Jose St.	79	53						
LAST 10 Division I GAMES:																							
	87	H	Boi se St.	46	49		121	A	Fresno St.	57	63												
	173	H	Nevada	73	62		232	A	Utah St.	67	70												
	130	H	Loui si ana Tech	63	57		130	H	Loui si ana Tech	53	69												
	173	H	Nevada	68	57		121	H	Fresno St.	67	63												
	130	A	Loui si ana Tech	56	74		135	H	Hawai i	46	57												

Non-Div I Games:

New Mexico St.



Average RPI Win: 237  
Average RPI Loss: 190

WON-LOST  
RECORD

WINNING  
PCT. RANK

LAST 10  
GAMES

STRENGTH OF  
SCHEDULE

OPP. STRENGTH  
OF SCHEDULE

TEAM  
RPI

ADJ.  
RPI

CONF.  
RPI

ADJ CONF.  
RPI

DIV. I ONLY  
DIV. I NON-CONF.

14- 16  
8- 3

178  
63

3- 7  
0- 0

302  
318

239  
268

246  
177

249  
180

19  
21

19  
21

TOTALS

RPI 1-25

RPI 26-50

W-L RECORDS

RPI 51-100

RPI 100+

14- 16

0- 0

0- 0

OVERALL

0- 2

14- 14

8- 6

0- 0

0- 0

HOME

0- 1

8- 5

6- 9

0- 0

0- 0

AWAY

0- 1

6- 8

0- 1

0- 0

0- 0

NEUTRAL

0- 0

0- 1

8- 3

0- 0

0- 0

NON-CONFERENCE

0- 0

8- 3

5- 0

0- 0

0- 0

HOME

0- 0

5- 0

3- 3

0- 0

0- 0

AWAY

0- 0

3- 3

0- 0

0- 0

0- 0

NEUTRAL

0- 0

0- 0

6- 13

0- 0

0- 0

CONFERENCE

0- 2

6- 11

3- 6

0- 0

0- 0

HOME

0- 1

3- 5

3- 6

0- 0

0- 0

AWAY

0- 1

3- 5

0- 1

0- 0

0- 0

NEUTRAL

0- 0

0- 1

RPI 1-25

RPI 26-50

RPI 51-100

RPI 101+

Team's RPI: 249

RPI S Opponent Score

RPI S Opponent Score

RPI S Opponent Score

RPI S Opponent Score

53 A Mari st 59 80  
53 H Mari st 52 65

146 H St. John's (N.Y.) 63 46  
147 A Iona 67 69  
147 H Iona 55 65  
148 A Loyol a (Md.) 53 91  
148 H Loyol a (Md.) 55 65  
162 H Marshal l 80 70  
174 H St. Bonaventure 71 64  
189 A Jacksonvi lle 73 69  
215 A Cani si us 68 62  
215 H Cani si us 62 59  
219 A Syracuse 59 54  
221 A Fai rfi el d 70 81  
221 H Fai rfi el d 63 77  
227 A St. Peter's 52 56  
227 H St. Peter's 51 64  
231 A Si ena 65 78  
231 H Si ena 72 68  
235 A Buffal o 59 70  
239 A Manhattan 70 51  
239 H Manhattan 67 70  
239 N Manhattan 53 57  
250 A Akron 42 69  
256 A Duquesne 41 58  
286 H Md. -East. Shore 70 54  
297 H Col gate 76 62  
305 A Cl evel and St. 84 83  
319 A Ri der 66 60  
319 H Ri der 71 51

LAST 10 Div sion I GAMES:

239 N Manhattan 53 57  
215 A Cani si us 68 62  
231 A Si ena 65 78  
239 H Manhattan 67 70  
227 H St. Peter's 51 64  
147 A Iona 67 69  
319 A Ri der 66 60  
148 H Loyol a (Md.) 55 65  
231 H Si ena 72 68  
53 A Mari st 59 80

Niagara

Non-Div I Games:

Niagara

Loss, Non-Conf, S Site, H Home A Away N Neutral



Average RPI Win:	281	WON-LOST RECORD	WINNING PCT. RANK	LAST 10 GAMES	STRENGTH OF SCHEDULE	OPP. STRENGTH OF SCHEDULE	TEAM RPI	ADJ. RPI	CONF. RPI	ADJ CONF. RPI
Average RPI Loss:	207									
DIV. I ONLY	5- 24	317	3- 7	276	322	326	326	26	26	
DIV. I NON-CONF.	0- 9	331	0- 0	296	315	335	335	29	29	
TOTALS	RPI 1-25	RPI 26-50	W-L RECORDS	RPI 51-100	RPI 100+					
5- 24	0- 0	0- 0	OVERALL	0- 2	5- 22					
3- 10	0- 0	0- 0	HOME	0- 1	3- 9					
1- 12	0- 0	0- 0	AWAY	0- 1	1- 11					
1- 2	0- 0	0- 0	NEUTRAL	0- 0	1- 2					
0- 9	0- 0	0- 0	NON-CONFERENCE	0- 0	0- 9					
0- 4	0- 0	0- 0	HOME	0- 0	0- 4					
0- 4	0- 0	0- 0	AWAY	0- 0	0- 4					
0- 1	0- 0	0- 0	NEUTRAL	0- 0	0- 1					
5- 15	0- 0	0- 0	CONFERENCE	0- 2	5- 13					
3- 6	0- 0	0- 0	HOME	0- 1	3- 5					
1- 8	0- 0	0- 0	AWAY	0- 1	1- 7					
1- 1	0- 0	0- 0	NEUTRAL	0- 0	1- 1					
RPI 1-25	RPI 26-50	RPI 51-100	RPI 101+ Team's RPI : 326							
RPI S Opponent Score	RPI S Opponent Score	RPI S Opponent Score	RPI S Opponent Score							
		75 A Coppin St. 44 73	116 H William & Mary 58 73							
		75 H Coppin St. 61 89	122 A Liberty 53 91							
			131 H VCU 49 71							
			145 A Towson 66 83							
			160 A Delaware St. 41 64							
			160 H Delaware St. 55 77							
			160 N Delaware St. 55 63							
			177 H Georgia St. 70 91							
			178 A Hampton 58 60							
			178 H Hampton 70 66							
			186 A N.C. A&T 58 86							
			186 H N.C. A&T 77 83							
			211 A Morgan St. 54 65							
			211 H Morgan St. 44 64							
			264 H Howard 60 89							
			267 A Florida A&M 58 69							
			267 H Florida A&M 53 69							
			286 A Md. -East. Shore 69 59							
			286 N Md. -East. Shore 58 54							
			289 A Longwood 55 67							
			304 A Winston-Salem 47 56							
			304 H Winston-Salem 64 75							
			320 A South Carolina St. 48 50							
			320 H South Carolina St. 68 55							
			333 N NJIT 70 91							
			335 A Bethune-Cookman 58 66							
			335 H Bethune-Cookman 77 53							
LAST 10 Division I GAMES:										
		160 N Delaware St. 55 63	178 A Hampton 58 60							
		286 N Md. -East. Shore 58 54	160 H Delaware St. 55 77							
		264 H Howard 60 89	211 A Morgan St. 54 65							
		320 H South Carolina St. 68 55	75 A Coppin St. 44 73							
		186 H N.C. A&T 77 83	335 H Bethune-Cookman 77 53							

Non-Div | Games: Virginia Union 59 57

Norfolk St.

Loss, Non-Conf, S Site, H Home A Away N Neutral





Average RPI Win:	223	WON-LOST	WINNING	LAST 10	STRENGTH OF	OPP. STRENGTH	TEAM	ADJ.	CONF.	ADJ CONF.
Average RPI Loss:	110	RECORD	PCT. RANK	GAMES	SCHEDULE	OF SCHEDULE	RPI	RPI	RPI	RPI

DIV. I ONLY	12- 11	156	7- 3	123	184	142	138	31	31
DIV. I NON-CONF.	5- 8	224	0- 0	53	132	144	141	28	28

TOTALS	RPI 1-25	RPI 26-50	W-L RECORDS	RPI 51-100	RPI 100+
12- 11	0- 1	0- 3	OVERALL	2- 2	10- 5
7- 3	0- 0	0- 1	HOME	1- 1	6- 1
4- 7	0- 1	0- 2	AWAY	0- 1	4- 3
1- 1	0- 0	0- 0	NEUTRAL	1- 0	0- 1
5- 8	0- 1	0- 1	NON-CONFERENCE	2- 2	3- 4
3- 2	0- 0	0- 0	HOME	1- 1	2- 1
1- 5	0- 1	0- 1	AWAY	0- 1	1- 2
1- 1	0- 0	0- 0	NEUTRAL	1- 0	0- 1
7- 3	0- 0	0- 2	CONFERENCE	0- 0	7- 1
4- 1	0- 0	0- 1	HOME	0- 0	4- 0
3- 2	0- 0	0- 1	AWAY	0- 0	3- 1
0- 0	0- 0	0- 0	NEUTRAL	0- 0	0- 0

RPI 1-25				RPI 26-50				RPI 51-100				RPI 101+				Team's RPI: 138	
RPI	S	Opponent	Score	RPI	S	Opponent	Score	RPI	S	Opponent	Score	RPI	S	Opponent	Score		
13	A	Middle Tenn.	63 93	49	A	South Dakota St.	51 86	62	N	Texas-Arlington	59 54	104	H	Northern Ariz.	50 55		
				49	H	South Dakota St.	45 86	71	H	Minnesota	62 48	119	A	Alabama	53 78		
				50	A	Wis.-Green Bay	51 77	72	H	Arkansas St.	61 64	176	A	Oral Roberts	67 82		
								95	A	East Caro.	70 73	198	A	Utah Valley St.	71 63		
												198	H	Utah Valley St.	81 48		
												217	H	Wis.-Milwaukee	63 53		
												221	N	Fairfield	56 76		
												222	A	IPFW	85 80		
												222	H	IPFW	89 72		
												243	A	Montana St.	74 62		
												261	A	Tex.-Pan American	57 59		
												261	H	Tex.-Pan American	69 57		
												314	H	San Jose St.	69 61		
												333	A	NJIT	73 54		
												333	H	NJIT	81 49		
LAST 10 Division I GAMES:																	
				222	A	IPFW	85 80					333	H	NJIT	81 49		
				333	A	NJIT	73 54					222	H	IPFW	89 72		
				49	A	South Dakota St.	51 86					49	H	South Dakota St.	45 86		
				261	H	Tex.-Pan American	69 57					198	A	Utah Valley St.	71 63		
				198	H	Utah Valley St.	81 48					261	A	Tex.-Pan American	57 59		

Non-Div I Games: Valley City St. 81 31 Jamestown 53 31

North Dakota St.





Average RPI Win:	203	WON-LOST	WINNING	LAST 10	STRENGTH OF	OPP. STRENGTH	TEAM	ADJ.	CONF.	ADJ CONF.
Average RPI Loss:	102	RECORD	PCT. RANK	GAMES	SCHEDULE	OF SCHEDULE	RPI	RPI	RPI	RPI

DIV. I ONLY	9- 20	258	4- 6	57	133	178	175	9	9
DIV. I NON-CONF.	3- 7	262	0- 0	49	240	184	179	9	9

TOTALS	RPI 1-25	RPI 26-50	W-L RECORDS	RPI 51-100	RPI 100+
9- 20	0- 3	1- 1	OVERALL	1- 6	7- 10
6- 5	0- 1	1- 0	HOME	1- 2	4- 2
3- 15	0- 2	0- 1	AWAY	0- 4	3- 8
0- 0	0- 0	0- 0	NEUTRAL	0- 0	0- 0
3- 7	0- 2	0- 0	NON-CONFERENCE	0- 1	3- 4
2- 0	0- 0	0- 0	HOME	0- 0	2- 0
1- 7	0- 2	0- 0	AWAY	0- 1	1- 4
0- 0	0- 0	0- 0	NEUTRAL	0- 0	0- 0
6- 13	0- 1	1- 1	CONFERENCE	1- 5	4- 6
4- 5	0- 1	1- 0	HOME	1- 2	2- 2
2- 8	0- 0	0- 1	AWAY	0- 3	2- 4
0- 0	0- 0	0- 0	NEUTRAL	0- 0	0- 0

RPI S Opponent Score	RPI S Opponent Score	RPI S Opponent Score	RPI S Opponent Score
13 H Middle Tenn. 56 70	34 A Western Ky. 68 82	64 A La. -Lafayette 59 75	107 A SMU 53 70
18 A Baylor 47 84	34 H Western Ky. 73 65	64 H La. -Lafayette 76 85	108 A Denver 63 72
23 A Texas A&M 52 70		72 A Arkansas St. 51 57	108 H Denver 48 51
		72 H Arkansas St. 82 66	116 A William & Mary 58 64
		89 A Ark. -Little Rock 49 87	127 A Stephen F. Austin 68 75
		89 H Ark. -Little Rock 63 69	129 A Florida Int'l 55 67
		92 A UTEP 43 77	170 A South Ala. 57 72
			170 A South Ala. 44 52
			178 A Hampton 64 65
			185 A La. -Monroe 71 67
			206 H Prairie View 77 74
			212 H Troy 68 53
			234 H Fla. Atlantic 80 72
			265 A New Orleans 68 52
			265 H New Orleans 65 69
			307 H Loyola (Ill.) 92 54
			315 A Northwestern St. 77 66
LAST 10 Division I GAMES:			
170 A South Ala. 44 52	108 A Denver 63 72		
64 A La. -Lafayette 59 75	185 A La. -Monroe 71 67		
72 H Arkansas St. 82 66	265 H New Orleans 65 69		
34 H Western Ky. 73 65	34 A Western Ky. 68 82		
89 H Ark. -Little Rock 63 69	212 H Troy 68 53		

Non-Div I Games:

North Texas

Loss, Non-Conf, S Site, H Home A Away N Neutral

Average RPI Win:	174	WON-LOST	WINNING	LAST 10	STRENGTH OF	OPP. STRENGTH	TEAM	ADJ.	CONF.	ADJ CONF.
Average RPI Loss:	128	RECORD	PCT. RANK	GAMES	SCHEDULE	OF SCHEDULE	RPI	RPI	RPI	RPI

DIV. I ONLY	4- 26	327	1- 9	53	150	257	252	8	8
DIV. I NON-CONF.	1- 10	325	0- 0	59	227	261	258	10	10

TOTALS	RPI 1-25	RPI 26-50	W-L RECORDS	RPI 51-100	RPI 100+
4- 26	0- 2	0- 4	OVERALL	0- 3	4- 17
3- 10	0- 1	0- 2	HOME	0- 1	3- 6
1- 14	0- 1	0- 2	AWAY	0- 2	1- 9
0- 2	0- 0	0- 0	NEUTRAL	0- 0	0- 2
1- 10	0- 1	0- 0	NON-CONFERENCE	0- 1	1- 8
0- 4	0- 0	0- 0	HOME	0- 0	0- 4
1- 5	0- 1	0- 0	AWAY	0- 1	1- 3
0- 1	0- 0	0- 0	NEUTRAL	0- 0	0- 1
3- 16	0- 1	0- 4	CONFERENCE	0- 2	3- 9
3- 6	0- 1	0- 2	HOME	0- 1	3- 2
0- 9	0- 0	0- 2	AWAY	0- 1	0- 6
0- 1	0- 0	0- 0	NEUTRAL	0- 0	0- 1

RPI S	RPI 1-25	Score	RPI S	RPI 26-50	Score	RPI S	RPI 51-100	Score	RPI S	RPI 101+	Team's RPI: 252
2	A Duke	49 102	26	A James Madison	63 85	51	A Hofstra	61 75	116	A William & Mary	49 58
20	H Old Dominion	75 89	26	H James Madison	57 71	51	H Hofstra	63 72	131	A VCU	74 80
			29	A Delaware	43 65	74	A St. Joseph's	59 83	131	N VCU	58 74
			29	H Delaware	35 65				134	A Massachusetts	50 58
									143	H Long Island	61 74
									145	A Towson	63 68
									145	H Towson	65 52
									150	N Vermont	47 55
									157	H Boston U.	79 93
									159	A Providence	74 75
									167	A Harvard	87 77
									177	A Georgia St.	51 76
									177	H Georgia St.	64 42
									190	H Dartmouth	67 73
									205	A Drexel	90 98
									205	H Drexel	64 53
									215	H Canisius	62 68
									225	A George Mason	53 68
									225	H George Mason	61 67
									233	H UNC Wilmington	56 64
									284	A New Hampshire	62 71
LAST 10 Division I Games:											
131	N VCU	58 74	177	H Georgia St.	64 42						
29	H Delaware	35 65	26	A James Madison	63 85						
51	A Hofstra	61 75	20	H Old Dominion	75 89						
205	A Drexel	90 98	145	A Towson	63 68						
26	H James Madison	57 71	51	H Hofstra	63 72						

N  
o  
r  
t  
h  
e  
a  
s  
t  
e  
r  
n

N  
o  
r  
t  
h  
e  
a  
s  
t  
e  
r  
n

Non-Div I Games:

Northeastern

Loss, Non-Conf, S Site, H Home A Away N Neutral



Northern Conf.										Through Games of Sunday, March 11, 2007											
Average RPI Win:		288		WON-LOST RECORD		WINNING PCT. RANK		LAST 10 GAMES		STRENGTH OF SCHEDULE		OPP. STRENGTH OF SCHEDULE		TEAM RPI		ADJ. RPI		CONF. RPI		ADJ CONF. RPI	
Average RPI Loss:		173																			
DIV. I ONLY				4- 24		326		1- 9		240		224		311		310		31		31	
DIV. I NON-CONF.				4- 24		308		1- 9		214		266		307		311		28		28	
TOTALS				RPI 1-25		RPI 26-50		W-L RECORDS		RPI 51-100		RPI 100+									
4- 24				0- 1		0- 1		OVERALL		0- 4		4- 18									
4- 11				0- 0		0- 1		HOME		0- 2		4- 8									
0- 13				0- 1		0- 0		AWAY		0- 2		0- 10									
0- 0				0- 0		0- 0		NEUTRAL		0- 0		0- 0									
4- 24				0- 1		0- 1		NON-CONFERENCE		0- 4		4- 18									
4- 11				0- 0		0- 1		HOME		0- 2		4- 8									
0- 13				0- 1		0- 0		AWAY		0- 2		0- 10									
0- 0				0- 0		0- 0		NEUTRAL		0- 0		0- 0									
0- 0				0- 0		0- 0		CONFERENCE		0- 0		0- 0									
0- 0				0- 0		0- 0		HOME		0- 0		0- 0									
0- 0				0- 0		0- 0		AWAY		0- 0		0- 0									
0- 0				0- 0		0- 0		NEUTRAL		0- 0		0- 0									
RPI 1-25				RPI 26-50		RPI 51-100		Team's RPI: 310													
RPI S	Opponent		Score		RPI S	Opponent		Score		RPI S	Opponent		Score		RPI S	Opponent		Score			
7	A	Oklahoma	36	82	37	H	Louisville	52	82	54	A	Montana	54	85	104	A	Northern Ariz.	45	79		
										54	H	Montana	56	74	104	H	Northern Ariz.	49	86		
										73	H	Wyoming	46	76	108	H	Denver	59	88		
										76	A	Illinois	39	76	152	A	Idaho St.	65	90		
															152	H	Idaho St.	66	92		
															179	A	Weber St.	66	78		
															179	H	Weber St.	45	56		
															208	A	Cal St. Fullerton	63	75		
															243	A	Montana St.	47	68		
															243	H	Montana St.	49	77		
															248	A	Portland St.	63	77		
															248	H	Portland St.	63	81		
															253	H	Fairleigh Dickinson	67	55		
															254	A	Wichita St.	55	80		
															255	H	Air Force	59	72		
															272	H	Colorado St.	48	59		
															285	H	Lamar	71	43		
															287	A	Eastern Wash.	47	68		
															287	H	Eastern Wash.	78	54		
															295	A	UMKC	46	71		
															328	A	Sacramento St.	47	54		
															328	H	Sacramento St.	70	45		
LAST 10 Division I GAMES:																					
248	A	Portland St.	63	77	152	A	Idaho St.	65	90												
287	A	Eastern Wash.	47	68	108	H	Denver	59	88												
54	H	Montana	56	74	179	H	Weber St.	45	56												
243	H	Montana St.	49	77	328	H	Sacramento St.	70	45												
104	H	Northern Ariz.	49	86	54	A	Montana	54	85												

Non-Div I Games: UC-Col o. Spgs. 62 56

Northern Col o.

Loss, Non-Conf, S Site, H Home A Away N Neutral

Average RPI Win: 183		WON-LOST	WINNING	LAST 10	STRENGTH OF	OPP. STRENGTH	TEAM	ADJ.	CONF.	ADJ CONF.
Average RPI Loss: 113		RECORD	PCT. RANK	GAMES	SCHEDULE	OF SCHEDULE	RPI	RPI	RPI	RPI
DIV. I ONLY	19- 12	94	4- 6	169	117	110	112	11	11	
DIV. I NON-CONF.	9- 3	52	0- 0	218	151	98	102	13	13	
TOTALS	RPI 1-25	RPI 26-50	W-L RECORDS	RPI 51-100	RPI 100+					
19- 12	0- 1	0- 3	OVERALL	2- 1	17- 7					
10- 3	0- 1	0- 1	HOME	2- 0	8- 1					
6- 8	0- 0	0- 1	AWAY	0- 1	6- 6					
3- 1	0- 0	0- 1	NEUTRAL	0- 0	3- 0					
9- 3	0- 0	0- 0	NON-CONFERENCE	2- 1	7- 2					
4- 1	0- 0	0- 0	HOME	2- 0	2- 1					
4- 2	0- 0	0- 0	AWAY	0- 1	4- 1					
1- 0	0- 0	0- 0	NEUTRAL	0- 0	1- 0					
10- 9	0- 1	0- 3	CONFERENCE	0- 0	10- 5					
6- 2	0- 1	0- 1	HOME	0- 0	6- 0					
2- 6	0- 0	0- 1	AWAY	0- 0	2- 5					
2- 1	0- 0	0- 1	NEUTRAL	0- 0	2- 0					
RPI S Opponent	RPI 1-25	Score	RPI S Opponent	RPI 26-50	Score	RPI S Opponent	RPI 51-100	Score	RPI S Opponent	RPI 101+ Team's RPI: 112
21 H Bowling Green	76	85	41 A Ball St.	72	81	60 A DePaul	68	71	106 N Cincinnati	81 73
			41 H Ball St.	70	81	76 H Illinois	69	63	109 A Ohio	70 72
			41 N Ball St.	72	83	88 H Illinois St.	97	69	111 A Eastern Mich.	66 80
									111 H Eastern Mich.	82 68
									113 A Kent St.	71 78
									113 N Kent St.	72 68
									115 A Kansas	82 74
									158 A Northwestern	70 54
									164 A Western Mich.	56 67
									164 H Western Mich.	79 73
									182 H Miami (Ohio)	82 70
									184 A Toledo	65 58
									184 H Toledo	73 70
									187 A Ill. -Chicago	62 80
									222 A IUPUI	77 55
									224 A Central Mich.	61 73
									224 H Central Mich.	73 67
									229 A Bradley	85 75
									235 A Buffalo	58 53
									246 H IUPUI	67 73
									250 H Akron	81 70
									250 N Akron	69 56
									292 H Chicago St.	73 46
									300 H Western Ill.	62 45
LAST 10 Division I GAMES:										
41 N Ball St.	72	83	184 H Toledo	73	70					
113 N Kent St.	72	68	224 A Central Mich.	61	73					
250 N Akron	69	56	111 H Eastern Mich.	82	68					
41 H Ball St.	70	81	21 H Bowling Green	76	85					
164 A Western Mich.	56	67	113 A Kent St.	71	78					

Northern Ill.

Non-Div I Games:

Northern Ill.

Loss, 
Non-Conf, S Site, 
H Home
A Away 
N Neutral

Average RPI Win:	202	WON-LOST	WINNING	LAST 10	STRENGTH OF	OPP. STRENGTH	TEAM	ADJ.	CONF.	ADJ CONF.
Average RPI Loss:	57	RECORD	PCT. RANK	GAMES	SCHEDULE	OF SCHEDULE	RPI	RPI	RPI	RPI

DIV. I ONLY	8- 22	283	2- 8	40	50	161	158	4	4
DIV. I NON-CONF.	6- 7	175	0- 0	74	186	137	135	2	2

TOTALS	RPI 1-25	RPI 26-50	W-L RECORDS	RPI 51-100	RPI 100+
8- 22	0- 6	0- 2	OVERALL	1- 12	7- 2
5- 9	0- 3	0- 0	HOME	1- 5	4- 1
2- 11	0- 3	0- 1	AWAY	0- 6	2- 1
1- 2	0- 0	0- 1	NEUTRAL	0- 1	1- 0
6- 7	0- 0	0- 2	NON-CONFERENCE	0- 4	6- 1
3- 3	0- 0	0- 0	HOME	0- 2	3- 1
2- 3	0- 0	0- 1	AWAY	0- 2	2- 0
1- 1	0- 0	0- 1	NEUTRAL	0- 0	1- 0
2- 15	0- 6	0- 0	CONFERENCE	1- 8	1- 1
2- 6	0- 3	0- 0	HOME	1- 3	1- 0
0- 8	0- 3	0- 0	AWAY	0- 4	0- 1
0- 1	0- 0	0- 0	NEUTRAL	0- 1	0- 0

RPI	S	Opponent	Score
4	A	Purdue	30 <span>72</span>
4	H	Purdue	41 <span>73</span>
9	A	Ohio St.	42 <span>70</span>
9	H	Ohio St.	42 <span>66</span>
19	A	Michigan St.	63 <span>68</span>
19	H	Michigan St.	48 <span>55</span>

RPI	S	Opponent	Score
36	A	Nebraska	58 <span>73</span>
40	N	Mississippi	58 <span>61</span>

RPI	S	Opponent	Score
52	H	Georgia Tech	68 <span>82</span>
57	A	Indiana	59 <span>83</span>
60	A	DePaul	66 <span>74</span>
61	H	Missouri	59 <span>78</span>
68	A	Penn St.	53 <span>85</span>
68	H	Penn St.	64 <span>61</span>
71	H	Minnesota	63 <span>65</span>
71	N	Minnesota	43 <span>60</span>
76	A	Illinois	49 <span>77</span>
78	A	Wisconsin	72 <span>93</span>
78	H	Wisconsin	50 <span>74</span>
79	H	Iowa	61 <span>63</span>
83	A	Utah	69 <span>80</span>

RPI	S	Opponent	Score
112	H	Northern Ill.	54 <span>70</span>
161	A	Michigan	49 <span>61</span>
161	H	Michigan	63 54
172	H	Valparaiso	64 45
182	A	Miami (Ohio)	80 51
187	H	Ill.-Chicago	72 57
266	N	Gardner-Webb	59 34
269	H	Princeton	67 53
307	A	Loyola (Ill.)	78 60

## LAST 10 Division I GAMES:

71	N	Minnesota	43 <span>60</span>	19	H	Michigan St.	48 <span>55</span>
57	A	Indiana	59 <span>83</span>	161	A	Michigan	49 <span>61</span>
161	H	Michigan	63 54	9	H	Ohio St.	42 <span>66</span>
19	A	Michigan St.	63 <span>68</span>	76	A	Illinois	49 <span>77</span>
68	H	Penn St.	64 61	4	A	Purdue	30 <span>72</span>

Northwestern

Northwestern

Non-Div I Games:

Northwestern

Loss, Non-Conf, S Site, H Home A Away N Neutral

Northern Indiana State				High School Football - 2007						
Average RPI Win: 310		WON-LOST	WINNING	LAST 10	STRENGTH OF	OPP. STRENGTH	TEAM	ADJ.	CONF.	ADJ CONF.
Average RPI Loss: 202		RECORD	PCT. RANK	GAMES	SCHEDULE	OF SCHEDULE	RPI	RPI	RPI	RPI
DIV. I ONLY		8- 20	274	3- 7	323	311	317	315	28	28
DIV. I NON-CONF.		3- 10	282	1- 1	314	301	323	323	27	27

TOTALS	RPI 1-25	RPI 26-50	W-L RECORDS	RPI 51-100	RPI 100+
8- 20	0- 0	0- 0	OVERALL	0- 3	8- 17
6- 6	0- 0	0- 0	HOME	0- 1	6- 5
2- 11	0- 0	0- 0	AWAY	0- 1	2- 10
0- 3	0- 0	0- 0	NEUTRAL	0- 1	0- 2
3- 10	0- 0	0- 0	NON-CONFERENCE	0- 1	3- 9
2- 3	0- 0	0- 0	HOME	0- 0	2- 3
1- 5	0- 0	0- 0	AWAY	0- 1	1- 4
0- 2	0- 0	0- 0	NEUTRAL	0- 0	0- 2
5- 10	0- 0	0- 0	CONFERENCE	0- 2	5- 8
4- 3	0- 0	0- 0	HOME	0- 1	4- 2
1- 6	0- 0	0- 0	AWAY	0- 0	1- 6
0- 1	0- 0	0- 0	NEUTRAL	0- 1	0- 0

[illegible]

Non-Div I Games: Ark. -Monticello 89 80      LSU-Shreveport 79 57

Northwestern St.



North Dakota				Through Games of Sunday, March 11, 2007															
Average RPI Win: 124		WON-LOST RECORD		WINNING PCT. RANK		LAST 10 GAMES		STRENGTH OF SCHEDULE		OPP. STRENGTH OF SCHEDULE		TEAM RPI		ADJ. RPI		CONF. RPI		ADJ CONF. RPI	
DIV. I ONLY		19- 11		81		6- 4		33		16		32		30		5		5	
DIV. I NON-CONF.		9- 4		74		1- 1		43		18		34		34		5		5	
TOTALS		RPI 1-25		RPI 26-50		W-L RECORDS		RPI 51-100		RPI 100+									
19- 11		2- 6		3- 1		OVERALL		2- 5		13- 0									
14- 2		2- 1		2- 0		HOME		1- 1		9- 0									
5- 8		0- 4		0- 1		AWAY		1- 3		4- 0									
1- 2		0- 1		1- 0		NEUTRAL		0- 1		0- 0									
9- 4		2- 2		1- 0		NON-CONFERENCE		0- 3		7- 0									
7- 1		2- 0		0- 0		HOME		0- 1		5- 0									
2- 3		0- 1		0- 0		AWAY		0- 2		2- 0									
1- 1		0- 1		1- 0		NEUTRAL		0- 0		0- 0									
10- 7		0- 4		2- 1		CONFERENCE		2- 2		6- 0									
7- 1		0- 1		2- 0		HOME		1- 0		4- 0									
3- 5		0- 3		0- 1		AWAY		1- 1		2- 0									
0- 1		0- 0		0- 0		NEUTRAL		0- 1		0- 0									
RPI 1-25		RPI 26-50		Team's RPI: 30		RPI 51-100		RPI 101+											
RPI S	Opponent	Score		RPI S	Opponent	Score		RPI S	Opponent	Score		RPI S	Opponent	Score					
1	A Tennessee	54 78		28	N Cal i forni a	62 59		57	H Indi ana	51 54		106	H Ci nci nnati	81 70					
3	A Connecti cut	47 64		32	A South Fla.	78 87		60	A DePaul	73 87		126	H Ri chmond	87 66					
4	H Purdue	67 58		37	H Loui sville	64 55		60	H DePaul	78 70		142	A Vi l l anova	75 58					
5	N North Carol i na	51 60		39	H West Vi rgi ni a	77 67		60	N DePaul	71 76		146	H St. John' s (N. Y. )	83 65					
12	H Rutgers	60 76						66	A Seton Hal l	64 61		149	H Georgetown	73 48					
17	A Marquette	62 71						67	A Southern Cal i forni a	58 69		159	A Provi dence	82 65					
21	H Bowli ng Green	85 81						68	A Penn St.	49 75		161	A Mi chi gan	61 58					
24	A Pi ttsburgh	62 71										164	H Western Mi ch.	87 67					
												172	A Val parai so	60 59					
												206	H Prai ri e Vi ew	94 55					
												219	H Syracuse	83 55					
												224	H Central Mi ch.	88 66					
												246	H I UPIU	75 65					
				LAST 10 Di v				si on I GAMES:											
				5 N North Carol i na 51 60				149 H Georgetown 73 48											
				28 N Cal i forni a 62 59				159 A Provi dence 82 65											
				60 N DePaul 71 76				142 A Vi l l anova 75 58											
				60 A DePaul 73 87				60 H DePaul 78 70											
				12 H Rutgers 60 76				37 H Loui sville 64 55											

Notre Dame

N  
o  
t  
r  
e  
D  
a  
m  
e

### Non-Div I Games:

Notre Dame

Loss, Non-Conf, S Site, H Home A Away N Neutral

[illegible]

Non-Div I Games: Marygrove

107 40

Rochester College 85 23

Oakl and

Average RPI Win:		188	WON-LOST RECORD		WINNING PCT. RANK	LAST 10 GAMES		STRENGTH OF SCHEDULE	OPP. STRENGTH OF SCHEDULE	TEAM RPI	ADJ. RPI	CONF. RPI	ADJ CONF. RPI	
Average RPI Loss:		121												
DIV. I ONLY		18- 12	104		7- 3		143	139	109	109	11	11		
DIV. I NON-CONF.		7- 5	120		0- 0		169	181	138	138	13	13		
<hr/>														
TOTALS		RPI 1-25	RPI 26-50		W-L RECORDS		RPI 51-100		RPI 100+					
18- 12		1- 2	1- 1		OVERALL		0- 2		16- 7					
11- 3		0- 2	0- 0		HOME		0- 0		11- 1					
5- 8		1- 0	1- 1		AWAY		0- 2		3- 5					
2- 1		0- 0	0- 0		NEUTRAL		0- 0		2- 1					
7- 5		0- 1	0- 1		NON-CONFERENCE		0- 2		7- 1					
5- 1		0- 1	0- 0		HOME		0- 0		5- 0					
1- 4		0- 0	0- 1		AWAY		0- 2		1- 1					
1- 0		0- 0	0- 0		NEUTRAL		0- 0		1- 0					
11- 7		1- 1	1- 0		CONFERENCE		0- 0		9- 6					
6- 2		0- 1	0- 0		HOME		0- 0		6- 1					
4- 4		1- 0	1- 0		AWAY		0- 0		2- 4					
1- 1		0- 0	0- 0		NEUTRAL		0- 0		1- 1					
<hr/>														
RPI S		RPI 1-25	RPI S		RPI 26-50	RPI S		RPI 51-100	RPI S		RPI 101+	Team's RPI: 109		
Opponent		Score	Opponent		Score	Opponent		Score	Opponent		Score			
21	A	Bowl ing Green	70	67	41	A	Ball St.	77	66	61	A	Missouri	67	70
21	H	Bowl ing Green	55	64	44	A	Auburn	54	73	80	A	Robert Morris	70	79
24	H	Pi ttsburgh	69	77										
<hr/>														
LAST 10 Di v si on I GAMES:														
111	N	Eastern Mi ch.	69	79	182	H	Mi ami (Ohi o)	87	74					
224	N	Central Mi ch.	55	51	113	H	Kent St.	75	71					
250	H	Akron	77	68	111	A	Eastern Mi ch.	70	62					
21	A	Bowl ing Green	70	67	184	A	Tol edo	52	53					
235	A	Buffal o	47	61	224	H	Central Mi ch.	69	65					

Non-Div I Games:

Ohio

Loss, 
Non-Conf, S Site, 
H Home
A Away 
N Neutral

Average RPI Win:	106	WON-LOST RECORD	WINNING PCT. RANK	LAST 10 GAMES	STRENGTH OF SCHEDULE	OPP. STRENGTH OF SCHEDULE	TEAM RPI	ADJ. RPI	CONF. RPI	ADJ CONF. RPI	
Average RPI Loss:	23										
DIV. I ONLY	28- 3	6	7- 3	37	21	8	9	4	4		
DIV. I NON-CONF.	11- 1	14	0- 1	28	95	8	8	2	2		
TOTALS	RPI 1-25	RPI 26-50	W-L RECORDS	RPI 51-100	RPI 100+						
28- 3	2- 3	1- 0	OVERALL	16- 1	9- 0						
16- 1	0- 1	1- 0	HOME	9- 0	6- 0						
10- 1	2- 1	0- 0	AWAY	5- 0	3- 0						
2- 2	0- 1	0- 0	NEUTRAL	2- 1	0- 0						
11- 1	1- 1	1- 0	NON-CONFERENCE	3- 1	6- 0						
9- 0	0- 0	1- 0	HOME	3- 0	5- 0						
2- 1	1- 1	0- 0	AWAY	0- 0	1- 0						
0- 1	0- 0	0- 0	NEUTRAL	0- 1	0- 0						
17- 2	1- 2	0- 0	CONFERENCE	13- 0	3- 0						
7- 1	0- 1	0- 0	HOME	6- 0	1- 0						
8- 0	1- 0	0- 0	AWAY	5- 0	2- 0						
2- 1	0- 1	0- 0	NEUTRAL	2- 0	0- 0						
RPI S Opponent	RPI 1-25	Team's RPI: 9	RPI S Opponent	RPI 26-50	Score	RPI S Opponent	RPI 51-100	Score	RPI S Opponent	RPI 101+	Score
4 A Purdue		64 55	42 H Washington		84 79	53 N Mari st		63 67	105 H Boston Colle ge		80 72
4 N Purdue		52 64				54 H Montana		83 43	153 A Army		77 41
7 A Okl ahoma		74 67				57 H Indi ana		72 62	158 A Northwestern		66 42
14 A LSU		51 75				57 N Indi ana		72 60	158 H Northwestern		70 42
19 H Mi chi gan St.		59 62				67 H Southern		77 58	161 A Mi chi gan		72 58
						Cal i forni a			236 H Al abama A&M		98 55
						68 A Penn St.		63 61	264 H Howard		97 52
						68 H Penn St.		78 61	273 H Cornel I		77 43
						68 N Penn St.		73 71	289 H Longwood		68 33
						71 A Mi nnesota		70 67			
						71 H Mi nnesota		75 62			
						76 A Illi noi s		69 60			
						76 H Illi noi s		62 52			
						77 H Kentucky		53 51			
						78 A Wi sconsi n		74 51			
						78 H Wi sconsi n		83 57			
						79 A Iowa		73 67			
						79 H Iowa		85 49			
LAST 10 Div sion I GAMES:											
53 N Mari st		63 67	68 H Penn St.		78 61						
4 N Purdue		52 64	19 H Mi chi gan St.		59 62						
68 N Penn St.		73 71	78 H Wi sconsi n		83 57						
57 N Indi ana		72 60	76 A Illi noi s		69 60						
161 A Mi chi gan		72 58	71 A Mi nnesota		70 67						

Non-Div I Games:

Ohio St.

Loss, Non-Conf, S Site, H Home A Away N Neutral

Oklahoma

Oklahoma				Through Games Of Sunday, March 11, 2007																	
Average RPI Win:		90	WON-LOST RECORD		WINNING PCT. RANK		LAST 10 GAMES		STRENGTH OF SCHEDULE		OPP. STRENGTH OF SCHEDULE		TEAM RPI		ADJ. RPI		CONF. RPI		ADJ CONF. RPI		
Average RPI Loss:		26																			
DIV. I ONLY		26- 4			13		9- 1		19		6		7		7		2		2		
DIV. I NON-CONF.		10- 1			16		2- 1		143		57		31		29		4		4		
-----																					
TOTALS		RPI 1-25				RPI 26-50		W-L RECORDS				RPI 51-100						RPI 100+			
26- 4		6- 3				4- 2		OVERALL				10- 0						8- 0			
10- 2		2- 2				1- 0		HOME				5- 0						2- 0			
11- 2		1- 1				1- 1		AWAY				4- 0						5- 0			
7- 1		3- 0				2- 1		NEUTRAL				1- 0						1- 0			
10- 1		1- 1				1- 1		NON-CONFERENCE				3- 0						7- 0			
3- 1		0- 1				0- 0		HOME				1- 0						2- 0			
5- 0		0- 0				0- 0		AWAY				1- 0						4- 0			
4- 1		1- 0				1- 1		NEUTRAL				1- 0						1- 0			
16- 3		5- 2				3- 1		CONFERENCE				7- 0						1- 0			
7- 1		2- 1				1- 0		HOME				4- 0						0- 0			
6- 2		1- 1				1- 1		AWAY				3- 0						1- 0			
3- 0		2- 0				1- 0		NEUTRAL				0- 0						0- 0			
-----																					
RPI 1-25		Team's RPI: 7				RPI 26-50				RPI 51-100				RPI 101+							
RPI	S	Opponent	Score		RPI	S	Opponent	Score		RPI	S	Opponent	Score		RPI	S	Opponent	Score			
9	H	Ohio St.	67	74	33	A	Texas	62	67	56	A	Texas Tech	70	67	103	A	UCLA	77	68		
17	N	Marquette	78	47	33	H	Texas	78	58	56	H	Texas Tech	86	81	115	A	Kansas	76	70		
18	A	Baylor	76	63	33	N	Texas	67	58	60	H	DePaul	105	71	135	A	Hawai i	76	56		
18	H	Baylor	88	61	36	A	Nebraska	77	69	61	H	Missouri	72	57	154	A	Tul sa	72	49		
18	N	Baylor	78	64	40	N	Missi ssi ppi	82	90	63	A	Okl ahoma St.	76	60	213	N	Eastern Ky.	92	79		
23	A	Texas A&M	68	78	43	N	New Mexi co	80	58	63	H	Okl ahoma St.	78	63	247	H	Ark. -Pi ne Bl uff	87	42		
23	H	Texas A&M	52	54						65	A	South Carol ina	78	51	285	A	Lamar	79	44		
25	H	Iowa St.	69	49						81	H	Kansas St.	78	58	310	H	Northern Colo.	82	36		
25	N	Iowa St.	67	60						93	N	Southeast Mo. St.	74	60							
										94	A	Col orado	82	67							
-----																					
LAST 10 Div										si on I GAMES:											
		40 N Mi ssi ssi ppi		82	90			33 N Texas				67		58							
		17 N Marquette		78	47			18 H Baylor				88		61							
		93 N Southeast Mo. St.		74	60			61 H Mi ssouri				72		57							
		25 N Iowa St.		67	60			115 A Kansas				76		70							
		18 N Bayl or		78	64			56 A Texas Tech				70		67							

Oklahoma

Non-Div I Games:

Oklahoma

Loss, Non-Conf, S Site, H Home A Away N Neutral

Average RPI Win:		169	WON-LOST		WINNING	LAST 10		STRENGTH OF		OPP. STRENGTH	TEAM	ADJ.	CONF.	ADJ CONF.
Average RPI Loss:		38	RECORD		PCT. RANK	GAMES		SCHEDULE		OF SCHEDULE	RPI	RPI	RPI	RPI
DIV. I ONLY		20- 10	69		5- 5		84		74		61	63	2	2
DIV. I NON-CONF.		12- 1	9		0- 1		265		323		78	81	4	4
TOTALS		RPI 1-25	RPI 26-50		W-L RECORDS		RPI 51-100		RPI 100+					
20- 10		1- 7	3- 0		OVERALL		4- 3		12- 1					
13- 4		0- 3	2- 0		HOME		2- 1		9- 0					
5- 5		1- 3	1- 0		AWAY		2- 2		1- 0					
2- 2		0- 1	0- 0		NEUTRAL		0- 0		2- 1					
12- 1		0- 1	0- 0		NON-CONFERENCE		1- 1		11- 0					
9- 0		0- 0	0- 0		HOME		1- 0		8- 0					
1- 1		0- 0	0- 0		AWAY		0- 1		1- 0					
2- 1		0- 1	0- 0		NEUTRAL		0- 0		2- 0					
8- 9		1- 6	3- 0		CONFERENCE		3- 2		1- 1					
4- 4		0- 3	2- 0		HOME		1- 1		1- 0					
4- 4		1- 3	1- 0		AWAY		2- 1		0- 0					
0- 1		0- 0	0- 0		NEUTRAL		0- 0		0- 1					
RPI 1-25		RPI 26-50		RPI 51-100		Team's RPI : 63		RPI 101+						
RPI S	Opponent	Score	RPI S	Opponent	Score	RPI S	Opponent	Score	RPI S	Opponent	Score			
7	A Oklahoma	63 78	33	A Texas	64 52	56	A Texas Tech	49 75	115	H Kansas	68 54			
7	H Oklahoma	60 76	33	H Texas	77 58	56	H Texas Tech	61 63	115	N Kansas	62 71			
18	A Bayl or	66 75	36	H Nebraska	63 60	61	A Mi ssouri	83 57	121	H Fresno St.	65 49			
18	H Bayl or	55 66				72	A Arkansas St.	73 80	135	A Hawai i	78 64			
21	N Bowl ing Green	66 70				81	A Kansas St.	64 55	176	N Oral Roberts	78 53			
23	A Texas A&M	63 64				94	H Col orado	61 58	206	H Prai rie View	80 39			
23	H Texas A&M	60 62				97	H UC Ri versi de	77 47	290	N Col umbi a	86 42			
25	A Iowa St.	45 44							295	H UMKC	96 54			
									302	H Southern Utah	92 37			
									313	H Paci fi c	86 56			
									315	H Northwestern St.	79 43			
									325	H Southern U.	86 46			
									330	H Texas Southern	94 46			
LAST 10 Division I GAMES:														
21	N Bowl ing Green	66 70	23	H Texas A&M	60 62									
115	N Kansas	62 71	18	A Bayl or	66 75									
81	A Kansas St.	64 55	61	A Mi ssouri	83 57									
36	H Nebraska	63 60	33	H Texas	77 58									
33	A Texas	64 52	7	A Oklahoma	63 78									

Non-Div I Games:

Oklahoma St.

Loss, 
Non-Conf, S Site, 
H Home
A Away 
N Neutral



Average RPI Win: 254				WON-LOST RECORD		WINNING PCT. RANK		LAST 10 GAMES		STRENGTH OF SCHEDULE		OPP. STRENGTH OF SCHEDULE		TEAM RPI		ADJ. RPI		CONF. RPI		ADJ CONF. RPI		
DIV. I ONLY				20- 10		69		8- 2		313		278		167		176		30		30		
DIV. I NON-CONF.				9- 4		74		1- 1		285		127		152		156		31		31		
TOTALS				RPI 1-25		RPI 26-50		W-L RECORDS		RPI 51-100		RPI 100+										
20- 10				0- 1		0- 1		OVERALL		0- 2		20- 7										
13- 3				0- 0		0- 0		HOME		0- 0		14- 3										
6- 6				0- 0		0- 1		AWAY		0- 1		6- 4										
0- 2				0- 1		0- 0		NEUTRAL		0- 1		0- 0										
9- 4				0- 1		0- 1		NON-CONFERENCE		0- 2		9- 1										
7- 0				0- 0		0- 0		HOME		0- 0		7- 0										
2- 3				0- 0		0- 1		AWAY		0- 1		2- 1										
0- 2				0- 1		0- 0		NEUTRAL		0- 1		0- 0										
11- 6				0- 0		0- 0		CONFERENCE		0- 0		11- 6										
7- 3				0- 0		0- 0		HOME		0- 0		7- 3										
4- 3				0- 0		0- 0		AWAY		0- 0		4- 3										
0- 0				0- 0		0- 0		NEUTRAL		0- 0		0- 0										
RPI 1-25				RPI 26-50		RPI 51-100		RPI 101+		Team's RPI: 176												
RPI S	Opponent			Score		RPI S	Opponent			Score		RPI S	Opponent			Score						
4 N	Purdue			42 63		33 A	Texas			40 79		56 A	Texas Tech			67 79		138 H	North Dakota St.			82 67
												63 N	Oklahoma St.			53 78		140 A	Oakl and			60 57
																		140 H	Oakl and			64 68
																		140 H	Oakl and			72 55
																		154 H	Tul sa			74 61
																		172 A	Val parai so			56 66
																		172 H	Val parai so			54 57
																		172 H	Val parai so			69 63
																		191 A	Crei ghton			64 72
																		246 A	IUPUI			56 60
																		246 H	IUPUI			71 56
																		247 H	Ark. -Pi ne Bl uff			74 54
																		254 A	Wi chi ta St.			71 55
																		261 H	Tex. -Pan Ameri can			68 47
																		277 A	Central Ark.			93 59
																		277 H	Central Ark.			88 55
																		292 H	Chi cago St.			76 55
																		295 A	UMKC			66 45
																		295 H	UMKC			62 53
																		295 H	UMKC			52 44
																		300 A	Western Ill.			55 52
																		300 H	Western Ill.			41 44
																		302 A	Southern Utah			45 58
																		302 H	Southern Utah			60 52
																		325 H	Southern U.			88 46
																		332 A	Centenary (La.)			86 61
																		332 H	Centenary (La.)			87 58

## Non-Div | Games: Evangel

87 46

St. Gregory's 111 42

Oral Roberts

Loss, Non-Conf, S Site, H Home A Away N Neutral

Page 212

Oral Roberts



Average RPI Win: 150  
Average RPI Loss: 71

WON-LOST  
RECORD

WINNING  
PCT. RANK

LAST 10  
GAMES

STRENGTH OF  
SCHEDULE

OPP. STRENGTH  
OF SCHEDULE

TEAM  
RPI

ADJ.  
RPI

CONF.  
RPI

ADJ CONF.  
RPI

DIV. I ONLY	16- 13	140	5- 5	88	53	98	99	6	6
DIV. I NON-CONF.	8- 2	40	1- 1	162	104	55	59	6	6

TOTALS	RPI 1-25	RPI 26-50	W-L RECORDS	RPI 51-100	RPI 100+
16- 13	0- 4	2- 4	OVERALL	3- 3	12- 3
9- 5	0- 2	2- 1	HOME	2- 1	6- 1
6- 7	0- 2	0- 2	AWAY	0- 2	6- 2
1- 1	0- 0	0- 1	NEUTRAL	1- 0	0- 0
8- 2	0- 0	1- 0	NON-CONFERENCE	2- 2	6- 1
5- 1	0- 0	1- 0	HOME	1- 1	3- 0
3- 2	0- 0	0- 0	AWAY	0- 1	3- 1
1- 0	0- 0	0- 0	NEUTRAL	1- 0	0- 0
8- 11	0- 4	1- 4	CONFERENCE	1- 1	6- 2
5- 4	0- 2	1- 1	HOME	1- 0	3- 1
3- 6	0- 2	0- 2	AWAY	0- 1	3- 1
0- 1	0- 0	0- 1	NEUTRAL	0- 0	0- 0

RPI 1-25

RPI	S	Opponent	Score
10	A	Stanford	48 <b>70</b>
10	H	Stanford	56 <b>74</b>
15	A	Arizona St.	48 <b>61</b>
15	H	Arizona St.	70 <b>80</b>

RPI 26-50

RPI	S	Opponent	Score
28	A	Cal i forni a	56 <b>65</b>
28	H	Cal i forni a	62 42
28	N	Cal i forni a	51 <b>63</b>
38	H	Bri gham Young	70 61
42	A	Washi ngton	46 <b>61</b>
42	H	Washi ngton	56 <b>60</b>

RPI 51-100 Team's RPI: 99

RPI	S	Opponent	Score
67	A	Southern	71 <b>79</b>
		Cal i forni a	
67	H	Southern	73 63
		Cal i forni a	
73	A	Wyomi ng	62 <b>64</b>
83	H	Utah	50 44
87	H	Boi se St.	47 <b>56</b>
94	N	Col orado	70 60

RPI 101+

RPI	S	Opponent	Score
103	A	UCLA	70 <b>77</b>
103	H	UCLA	76 60
110	A	UC Santa Barb.	85 77
110	H	UC Santa Barb.	70 54
124	A	Ari zona	59 55
124	H	Ari zona	86 73
181	A	Drake	66 63
188	H	St. Mary's (Cal.)	79 53
218	A	Oregon St.	70 63
218	H	Oregon St.	59 <b>65</b>
258	H	Portland	73 46
262	A	Missouri St.	56 <b>71</b>
268	A	Long Beach St.	44 33
278	A	Washi ngton St.	51 34
278	H	Washi ngton St.	66 55

LAST 10 Div sion I GAMES:

73	A	Wyomi ng	62 <b>64</b>	10	H	Stanford	56 <b>74</b>
110	H	UC Santa Barb.	70 54	28	H	Cal i forni a	62 42
28	N	Cal i forni a	51 <b>63</b>	124	A	Ari zona	59 55
42	A	Washi ngton	46 <b>61</b>	15	A	Ari zona St.	48 <b>61</b>
278	A	Washi ngton St.	51 34	67	H	Southern Cal i forni a	73 63

Non-Di v I Games:

Oregon

**Loss**, **Non-Conf**, S Site, **H** Home **A** Away N Neutral

Average RPI Win: 216		WON-LOST	WINNING	LAST 10	STRENGTH OF	OPP. STRENGTH	TEAM	ADJ.	CONF.	ADJ CONF.	
Average RPI Loss: 89		RECORD	PCT. RANK	GAMES	SCHEDULE	OF SCHEDULE	RPI	RPI	RPI	RPI	
DIV. I ONLY		9- 19	254	1- 9	142	66	220	218	6	6	
DIV. I NON-CONF.		5- 4	127	0- 0	280	291	208	209	6	6	
TOTALS		RPI 1-25	RPI 26-50	W-L RECORDS	RPI 51-100	RPI 100+					
9- 19		0- 4	0- 5	OVERALL	1- 3	8- 7					
5- 8		0- 2	0- 2	HOME	0- 2	5- 2					
3- 9		0- 2	0- 2	AWAY	1- 1	2- 4					
1- 2		0- 0	0- 1	NEUTRAL	0- 0	1- 1					
5- 4		0- 0	0- 1	NON-CONFERENCE	0- 0	5- 3					
4- 0		0- 0	0- 0	HOME	0- 0	4- 0					
0- 3		0- 0	0- 0	AWAY	0- 0	0- 3					
1- 1		0- 0	0- 1	NEUTRAL	0- 0	1- 0					
4- 15		0- 4	0- 4	CONFERENCE	1- 3	3- 4					
1- 8		0- 2	0- 2	HOME	0- 2	1- 2					
3- 6		0- 2	0- 2	AWAY	1- 1	2- 1					
0- 1		0- 0	0- 0	NEUTRAL	0- 0	0- 1					
RPI 1-25		RPI 26-50	RPI 51-100	RPI 101+	Team's RPI: 218						
RPI S	Opponent	Score	RPI S	Opponent	Score	RPI S	Opponent	Score			
10	A Stanford	55 69	28	A Cal i forni a	57 63	67	A Southern	51 59	103	A UCLA	56 52
10	H Stanford	55 70	28	H Cal i forni a	61 67		Cal i forni a		103	H UCLA	65 75
15	A Ari zona St.	63 78	33	N Texas	64 65	67	H Southern	65 68	124	A Ari zona	61 65
15	H Ari zona St.	43 59	42	A Washi ngton	59 70		Cal i forni a		124	H Ari zona	69 62
			42	H Washi ngton	67 71	99	A Oregon	65 59	124	N Ari zona	54 69
						99	H Oregon	63 70	181	A Drake	65 72
									191	A Crei ghton	62 74
									226	N Hol y Cross	59 44
									230	A Cal Pol y	65 68
									243	H Montana St.	69 62
									260	H UC Davi s	66 56
									278	A Washi ngton St.	66 61
									278	H Washi ngton St.	41 58
									302	H Southern Utah	60 38
									311	H Bi rmi ngham-So.	82 39
LAST 10 Div sion I GAMES:											
124 N Ari zona		54 69	15 A Ari zona St.		63 78						
278 A Washi ngton St.		66 61	124 A Ari zona		61 65						
42 A Washi ngton		59 70	103 H UCLA		65 75						
28 H Cal i forni a		61 67	67 H Southern Cal i forni a		65 68						
10 H Stanford		55 70	99 H Oregon		63 70						

Non-Div I Games:

Oregon St.

Average RPI Win: 265		WON-LOST	WINNING	LAST 10	STRENGTH OF	OPP. STRENGTH	TEAM	ADJ.	CONF.	ADJ CONF.
Average RPI Loss: 197		RECORD	PCT. RANK	GAMES	SCHEDULE	OF SCHEDULE	RPI	RPI	RPI	RPI
DIV. I ONLY	8- 22	283	1- 9	320	252	312	313	23	23	
DIV. I NON-CONF.	6- 9	214	0- 1	321	288	291	292	18	18	
TOTALS	RPI 1-25	RPI 26-50	W-L RECORDS	RPI 51-100	RPI 100+					
8- 22	0- 0	0- 0	OVERALL	0- 4	8- 18					
6- 8	0- 0	0- 0	HOME	0- 2	6- 6					
2- 13	0- 0	0- 0	AWAY	0- 2	2- 11					
0- 1	0- 0	0- 0	NEUTRAL	0- 0	0- 1					
6- 9	0- 0	0- 0	NON-CONFERENCE	0- 2	6- 7					
4- 3	0- 0	0- 0	HOME	0- 1	4- 2					
2- 6	0- 0	0- 0	AWAY	0- 1	2- 5					
0- 0	0- 0	0- 0	NEUTRAL	0- 0	0- 0					
2- 13	0- 0	0- 0	CONFERENCE	0- 2	2- 11					
2- 5	0- 0	0- 0	HOME	0- 1	2- 4					
0- 7	0- 0	0- 0	AWAY	0- 1	0- 6					
0- 1	0- 0	0- 0	NEUTRAL	0- 0	0- 1					
RPI S	RPI 1-25 Opponent Score	RPI S	RPI 26-50 Opponent Score	RPI S	RPI 51-100 Opponent Score	RPI S	RPI 101+ Opponent Score	Team's RPI: 313		
					63 A Oklahoma St.	56 86	104 A Northern Ariz.	59 74		
					97 A UC Ri versi de	51 58	110 A UC Santa Barb.	55 89		
					97 H UC Ri versi de	50 58	110 H UC Santa Barb.	67 79		
					98 H San Di ego	67 72	171 A Santa Clara	67 74		
							188 A St. Mary's (Cal.)	75 67		
							208 A Cal St. Fullerton	69 75		
							208 H Cal St. Fullerton	61 53		
							208 N Cal St. Fullerton	58 69		
							214 A Cal St. Northridge	50 72		
							214 H Cal St. Northridge	51 72		
							230 A Cal Poly	62 77		
							230 H Cal Poly	58 72		
							232 H Utah St.	56 49		
							254 A Wi chi ta St.	55 71		
							258 A Portland	60 74		
							260 A UC Davi s	39 67		
							260 H UC Davi s	61 75		
							268 A Long Beach St.	52 70		
							268 H Long Beach St.	77 72		
							272 H Colorado St.	71 59		
							288 A UC Irvi ne	64 76		
							288 H UC Irvi ne	54 62		
							302 A Southern Utah	62 60		
							314 H San Jose St.	56 65		
							321 H Lafayette	72 63		
							328 H Sacramento St.	62 55		
					208 N Cal St. Fullerton	58 69	97 A UC Ri versi de	51 58		
					230 H Cal Poly	58 72	208 A Cal St. Fullerton	69 75		
					110 H UC Santa Barb.	67 79	268 H Long Beach St.	77 72		
					214 H Cal St. Northridge	51 72	288 H UC Irvi ne	54 62		
					260 A UC Davi s	39 67	110 A UC Santa Barb.	55 89		

LAST 10 Div sion I GAMES:

208 N Cal St. Fullerton 58 69  
 230 H Cal Poly 58 72  
 110 H UC Santa Barb. 67 79  
 214 H Cal St. Northridge 51 72  
 260 A UC Davi s 39 67

97 A UC Ri versi de 51 58  
 208 A Cal St. Fullerton 69 75  
 268 H Long Beach St. 77 72  
 288 H UC Irvi ne 54 62  
 110 A UC Santa Barb. 55 89

Non-Di v I Games:

Paci fic

Loss, Non-Conf, S Site, H Home A Away N Neutral

Average RPI Win: 265  
Average RPI Loss: 166

WON-LOST  
RECORD

WINNING  
PCT. RANK

LAST 10  
GAMES

STRENGTH OF  
SCHEDULE

OPP. STRENGTH  
OF SCHEDULE

TEAM  
RPI

ADJ.  
RPI

CONF.  
RPI

ADJ CONF.  
RPI

DIV. I ONLY	12- 15	193	5- 5	272	254	241	237	27	27
DIV. I NON-CONF.	5- 8	224	0- 0	195	159	215	211	25	25

TOTALS RPI 1-25

RPI 26-50

W-L RECORDS

RPI 51-100

RPI 100+

12- 15

0- 0

0- 3

OVERALL

0- 1

12- 11

5- 8

0- 0

0- 2

HOME

0- 0

5- 6

7- 7

0- 0

0- 1

AWAY

0- 1

7- 5

0- 0

0- 0

0- 0

NEUTRAL

0- 0

0- 0

5- 8

0- 0

0- 3

NON-CONFERENCE

0- 1

5- 4

1- 5

0- 0

0- 2

HOME

0- 0

1- 3

4- 3

0- 0

0- 1

AWAY

0- 1

4- 1

0- 0

0- 0

0- 0

NEUTRAL

0- 0

0- 0

7- 7

0- 0

0- 0

CONFERENCE

0- 0

7- 7

4- 3

0- 0

0- 0

HOME

0- 0

4- 3

3- 4

0- 0

0- 0

AWAY

0- 0

3- 4

0- 0

0- 0

0- 0

NEUTRAL

0- 0

0- 0

RPI 1-25

RPI 26-50

RPI 51-100

RPI 101+


Team's RPI: 237



RPI S Opponent Score



































RPI S Opponent Score

RPI S Opponent Score








RPI S Opponent Score









27  Xavier 51  72  
29  Delaware 49  73  
31  Temple 49  68

74  St. Joseph's 51  62

137  La Salle 63  73  
142  Villanova 50  57  
148  Loyola (Md.) 63  75  
167  Harvard 74  87  
167  Harvard 59  66  
190  Dartmouth 43  70  
190  Dartmouth 56 53  
205  Drexel 60 57  
239  Manhattan 61 58  
240  Yale 57 55  
240  Yale 70 57  
269  Princeton 51  61  
269  Princeton 72  78  
270  Lehigh 54 53  
273  Cornell 49 48  
273  Cornell 58  67  
274  American 51  61  
290  Col umbia 46  65  
290  Col umbia 80 62  
299  Brown 72 56  
299  Brown 66 57  
319  Rider 77 65  
321  Lafayette 78 74





LAST 10 Division I GAMES:

269  Princeton 51  61  
299  Brown 72 56  
240  Yale 57 55  
190  Dartmouth 56 53  
167  Harvard 59  66

273  Cornell 49 48  
290  Col umbia 46  65  
167  Harvard 74  87  
190  Dartmouth 43  70  
240  Yale 70 57

Non-Div I Games:

Penn

 Loss,  Non-Conf, S Site,  Home  Away N Neutral



Average RPI Win:	155	WON-LOST	WINNING	LAST 10	STRENGTH OF	OPP. STRENGTH	TEAM	ADJ.	CONF.	ADJ CONF.
Average RPI Loss:	120	RECORD	PCT. RANK	GAMES	SCHEDULE	OF SCHEDULE	RPI	RPI	RPI	RPI

DIV. I ONLY	14- 17	186	6- 4	81	107	135	132	12	12
DIV. I NON-CONF.	7- 8	172	0- 0	56	55	112	111	12	12

TOTALS	RPI 1-25	RPI 26-50	W-L RECORDS	RPI 51-100	RPI 100+
14- 17	2- 1	1- 2	OVERALL	2- 6	9- 8
7- 8	2- 0	0- 2	HOME	1- 1	4- 5
6- 8	0- 1	1- 0	AWAY	1- 4	4- 3
1- 1	0- 0	0- 0	NEUTRAL	0- 1	1- 0
7- 8	2- 1	0- 1	NON-CONFERENCE	1- 2	4- 4
4- 4	2- 0	0- 1	HOME	0- 0	2- 3
3- 4	0- 1	0- 0	AWAY	1- 2	2- 1
0- 0	0- 0	0- 0	NEUTRAL	0- 0	0- 0
7- 9	0- 0	1- 1	CONFERENCE	1- 4	5- 4
3- 4	0- 0	0- 1	HOME	1- 1	2- 2
3- 4	0- 0	1- 0	AWAY	0- 2	2- 2
1- 1	0- 0	0- 0	NEUTRAL	0- 1	1- 0

RPI S	RPI 1-25	Score	RPI S	RPI 26-50	Score	RPI S	RPI 51-100	Score	RPI S	RPI 101+	Team's RPI: 132	Score
12	H Rutgers	75 73	28	H Cal i forni a	54 72	59	A TCU	56 74	110	H UC Santa Barb.	67 78	
23	A Texas A&M	48 72	46	A Gonzaga	70 56	62	A Texas-Arlington	64 62	121	H Fresno St.	59 68	
25	H Iowa St.	52 46	46	H Gonzaga	35 58	91	A Loyol a Marymount	35 52	156	A UNLV	57 42	
						91	H Loyol a Marymount	52 63	165	A San Di ego St.	53 64	
						91	N Loyol a Marymount	61 64	171	A Santa Clara	77 69	
						97	A UC Ri versi de	51 65	171	H Santa Clara	60 69	
						98	A San Di ego	71 73	188	A St. Mary's (Cal.)	64 70	
						98	H San Di ego	51 50	188	H St. Mary's (Cal.)	76 73	
									188	N St. Mary's (Cal.)	71 67	
									207	A San Franci sco	65 77	
									207	H San Francisco	60 64	
									214	A Cal St. Northrid ge	84 66	
									220	H Tennessee Tech	91 62	
									245	H Rhode Isl and	66 85	
									258	A Portl and	72 45	
									258	H Portland	59 54	
									268	H Long Beach St.	69 42	
LAST 10 Division I GAMES:												
			91	N Loyol a Marymount	61 64	98	H San Di ego	51 50				
			188	N St. Mary's (Cal.)	71 67	207	H San Franci sco	60 64				
			171	A Santa Clara	77 69	258	A Portl and	72 45				
			188	A St. Mary's (Cal.)	64 70	46	A Gonzaga	70 56				
			91	H Loyol a Marymount	52 63	188	H St. Mary's (Cal.)	76 73				

Non-Div I Games:

Pepperdine

Average RPI Win: 114				WON-LOST RECORD		WINNING PCT. RANK		LAST 10 GAMES		STRENGTH OF SCHEDULE		OPP. STRENGTH OF SCHEDULE		TEAM RPI		ADJ. RPI		CONF. RPI		ADJ CONF. RPI	
Average RPI Loss: 36																					
DIV. I ONLY				22- 8		47		6- 4		25		41		23		24		5		5	
DIV. I NON-CONF.				11- 1		14		1- 1		39		81		9		10		5		5	
TOTALS				RPI 1-25		RPI 26-50		W-L RECORDS		RPI 51-100		RPI 100+									
22- 8				1- 5		4- 2		OVERALL		6- 1		12- 1									
9- 2				1- 1		3- 1		HOME		3- 0		3- 1									
8- 4				0- 2		1- 1		AWAY		0- 1		7- 0									
5- 2				0- 2		0- 0		NEUTRAL		3- 0		2- 0									
11- 1				0- 2		1- 0		NON-CONFERENCE		5- 0		6- 0									
4- 1				0- 1		1- 0		HOME		2- 0		1- 0									
4- 0				0- 0		0- 0		AWAY		0- 0		4- 0									
4- 1				0- 1		0- 0		NEUTRAL		3- 0		1- 0									
11- 7				1- 3		3- 2		CONFERENCE		1- 1		6- 1									
6- 2				1- 0		2- 1		HOME		1- 0		2- 1									
4- 4				0- 2		1- 1		AWAY		0- 1		3- 0									
1- 1				0- 1		0- 0		NEUTRAL		0- 0		1- 0									
RPI 1-25				Team's RPI: 24		RPI 26-50		RPI 51-100		RPI 101+											
RPI	S	Opponent	Score		RPI	S	Opponent	Score		RPI	S	Opponent	Score		RPI	S	Opponent	Score			
1	H	Tennessee	54	68	26	H	James Madison	71	61	60	H	DePaul	87	80	106	H	Cincinnati	55	44		
2	N	Duke	51	72	30	H	Notre Dame	71	62	66	A	Seton Hall	50	51	106	N	Cincinnati	76	71		
3	A	Connecticut	68	82	32	A	South Fla.	69	65	68	H	Penn St.	60	51	109	A	Ohio	77	69		
12	A	Rutgers	39	63	32	H	South Fla.	73	48	80	H	Robert Morris	79	69	122	N	Liberty	54	47		
17	H	Marquette	91	87	37	A	Louisville	59	72	83	N	Utah	59	51	142	H	Villanova	66	53		
17	N	Marquette	51	61	39	H	West Virginia	46	57	87	N	Boise St.	71	70	146	H	St. John's (N.Y.)	69	76		
										95	N	East Caro.	70	53	149	A	Georgetown	68	58		
															159	A	Providence	84	40		
															174	A	St. Bonaventure	75	62		
															219	A	Syracuse	84	75		
															223	H	Mt. St. Mary's	77	55		
															250	A	Akron	74	55		
															256	A	Duquesne	61	56		
LAST 10 Division I GAMES:																					
1	H	Tennessee	54	68	60	H	DePaul	87	80	39	H	West Virginia	46	57	3	A	Connecticut	68	82		
26	H	James Madison	71	61	39	H	West Virginia	46	57	106	H	Cincinnati	55	44	32	A	South Fla.	69	65		
17	N	Marquette	51	61																	
106	N	Cincinnati	76	71																	
149	A	Georgetown	68	58																	

Average RPI Win: 241		WON-LOST	WINNING	LAST 10	STRENGTH OF	OPP. STRENGTH	TEAM	ADJ.	CONF.	ADJ CONF.	
Average RPI Loss: 141		RECORD	PCT. RANK	GAMES	SCHEDULE	OF SCHEDULE	RPI	RPI	RPI	RPI	
DIV. I ONLY	10- 20	247	2- 8	223	188	259	258	12	12		
DIV. I NON-CONF.	8- 7	147	0- 0	271	309	217	219	12	12		
TOTALS	RPI 1-25	RPI 26-50	W-L RECORDS	RPI 51-100	RPI 100+						
10- 20	0- 0	0- 3	OVERALL	0- 7	10- 10						
7- 7	0- 0	0- 1	HOME	0- 2	7- 4						
3- 13	0- 0	0- 2	AWAY	0- 5	3- 6						
0- 0	0- 0	0- 0	NEUTRAL	0- 0	0- 0						
8- 7	0- 0	0- 0	NON-CONFERENCE	0- 3	8- 4						
6- 1	0- 0	0- 0	HOME	0- 0	6- 1						
2- 6	0- 0	0- 0	AWAY	0- 3	2- 3						
0- 0	0- 0	0- 0	NEUTRAL	0- 0	0- 0						
2- 13	0- 0	0- 3	CONFERENCE	0- 4	2- 6						
1- 6	0- 0	0- 1	HOME	0- 2	1- 3						
1- 7	0- 0	0- 2	AWAY	0- 2	1- 3						
0- 0	0- 0	0- 0	NEUTRAL	0- 0	0- 0						
RPI S	RPI 1-25 Opponent	Score	RPI S	RPI 26-50 Opponent	Score	RPI S	RPI 51-100 Opponent	Score	RPI S	RPI 101+ Opponent	Team's RPI: 258 Score
46	A Gonzaga	48 61	46	A Gonzaga	55 68	54	A Montana	54 74	108	H Denver	75 52
46	A Gonzaga	55 68	87	A Boise St.	62 72	87	A Boise St.	62 72	132	A Pepperdi ne	54 59
46	H Gonzaga	58 88	91	A Loyol a Marymount	34 54	91	A Loyol a Marymount	34 54	132	H Pepperdi ne	45 72
			91	H Loyol a Marymount	52 74	91	H Loyol a Marymount	52 74	171	A Santa Cl ara	73 90
			98	A San Di ego	66 74	98	A San Di ego	66 74	171	H Santa Cl ara	71 81
			98	H San Di ego	75 81	98	H San Di ego	75 81	188	A St. Mary's (Cal .)	66 72
			99	A Oregon	46 73	99	A Oregon	46 73	188	H St. Mary's (Cal .)	52 74
									198	H Utah Valley St.	79 57
									207	A San Francisco	64 61
									207	H San Francisco	54 52
									230	H Cal Poly	75 77
									232	A Utah St.	58 68
									243	A Montana St.	63 62
									248	A Portland St.	75 70
									278	H Washington St.	67 56
									287	A Eastern Wash.	66 84
									302	H Southern Utah	64 52
									308	H Idaho	83 56
									313	H Paci fi c	74 60
									328	A Sacramento St.	55 63
LAST 10 Division I GAMES:											
46	A Gonzaga	55 68	171	A Santa Cl ara	73 90						
98	H San Di ego	75 81	132	H Pepperdi ne	45 72						
207	H San Franci sco	54 52	91	H Loyol a Marymount	52 74						
46	H Gonzaga	58 88	207	A San Franci sco	64 61						
188	A St. Mary's (Cal .)	66 72	98	A San Di ego	66 74						

Non-Div I Games:

Portland

Loss, Non-Conf, S Site, H Home A Away N Neutral

Portland

Portland



Average RPI Win: 261		WON-LOST	WINNING	LAST 10	STRENGTH OF	OPP. STRENGTH	TEAM	ADJ.	CONF.	ADJ CONF.	
Average RPI Loss: 152		RECORD	PCT. RANK	GAMES	SCHEDULE	OF SCHEDULE	RPI	RPI	RPI	RPI	
DIV. I ONLY		12- 18	219	5- 5	253	238	247	248	18	18	
DIV. I NON-CONF.		6- 9	214	1- 0	259	254	250	250	19	19	
TOTALS		RPI 1-25	RPI 26-50	W-L RECORDS	RPI 51-100	RPI 100+					
12- 18		0- 0	0- 2	OVERALL	0- 3	12- 13					
10- 4		0- 0	0- 1	HOME	0- 1	10- 2					
2- 11		0- 0	0- 0	AWAY	0- 2	2- 9					
0- 3		0- 0	0- 1	NEUTRAL	0- 0	0- 2					
6- 9		0- 0	0- 2	NON-CONFERENCE	0- 1	6- 6					
5- 2		0- 0	0- 1	HOME	0- 0	5- 1					
1- 5		0- 0	0- 0	AWAY	0- 1	1- 4					
0- 2		0- 0	0- 1	NEUTRAL	0- 0	0- 1					
6- 9		0- 0	0- 0	CONFERENCE	0- 2	6- 7					
5- 2		0- 0	0- 0	HOME	0- 1	5- 1					
1- 6		0- 0	0- 0	AWAY	0- 1	1- 5					
0- 1		0- 0	0- 0	NEUTRAL	0- 0	0- 1					
RPI 1-25		RPI 26-50		RPI 51-100		Team's RPI: 248					
RPI S	Opponent	Score	RPI S	Opponent	Score	RPI S	Opponent	Score	Score		
			35 N	Chattanooga	61 81	54 A	Montana	67 85	104 A	Northern Ari z.	71 72
			46 H	Gonzaga	59 76	54 H	Montana	57 77	104 H	Northern Ari z.	73 65
						82 A	Arkansas	62 97	110 A	UC Santa Barb.	73 88
									133 N	Evansville	81 87
									152 A	Idaho St.	90 91
									152 H	Idaho St.	76 71
									173 A	Nevada	52 65
									179 A	Weber St.	62 83
									179 H	Weber St.	54 71
									179 N	Weber St.	67 77
									198 H	Utah Valley St.	85 84
									214 A	Cal St. Northridge	67 77
									243 A	Montana St.	63 72
									243 H	Montana St.	55 53
									258 H	Portland	70 75
									260 H	UC Davis	73 63
									262 A	Missouri St.	69 82
									287 A	Eastern Wash.	61 80
									287 H	Eastern Wash.	84 82
									302 H	Southern Utah	77 48
									308 H	Idaho	77 48
									310 A	Northern Colo.	81 63
									310 H	Northern Colo.	77 63
									328 A	Sacramento St.	76 65
									328 H	Sacramento St.	80 72
		LAST 10 Div		sion I GAMES:							
			179 N	Weber St.	67 77	287 A	Eastern Wash.	61 80			
			310 H	Northern Colo.	77 63	179 A	Weber St.	62 83			
			104 H	Northern Ari z.	73 65	243 H	Montana St.	55 53			
			152 A	Idaho St.	90 91	54 H	Montana	57 77			
			328 A	Sacramento St.	76 65	152 H	Idaho St.	76 71			

Non-Div I Games:

Portland St.

Loss, Non-Conf, S Site, H Home A Away N Neutral

Average RPI Win: 295				WON-LOST RECORD		WINNING PCT. RANK		LAST 10 GAMES		STRENGTH OF SCHEDULE		OPP. STRENGTH OF SCHEDULE		TEAM RPI		ADJ. RPI		CONF. RPI		ADJ CONF. RPI			
DIV. I ONLY				18- 13		116		9- 1		295		304		209		206		32		32			
DIV. I NON-CONF.				1- 9		322		0- 1		158		25		285		283		32		32			
TOTALS				RPI 1-25		RPI 26-50		W-L RECORDS		RPI 51-100		RPI 100+											
18- 13				0- 2		0- 1		OVERALL		0- 4		18- 7											
8- 2				0- 0		0- 0		HOME		0- 0		8- 2											
7- 10				0- 1		0- 1		AWAY		0- 4		7- 4											
3- 2				0- 1		0- 0		NEUTRAL		0- 0		3- 1											
1- 9				0- 2		0- 1		NON-CONFERENCE		0- 4		1- 3											
1- 0				0- 0		0- 0		HOME		0- 0		1- 0											
0- 8				0- 1		0- 1		AWAY		0- 4		0- 2											
0- 2				0- 1		0- 0		NEUTRAL		0- 0		0- 1											
17- 4				0- 0		0- 0		CONFERENCE		0- 0		17- 4											
7- 2				0- 0		0- 0		HOME		0- 0		7- 2											
7- 2				0- 0		0- 0		AWAY		0- 0		7- 2											
3- 0				0- 0		0- 0		NEUTRAL		0- 0		3- 0											
RPI 1-25				RPI 26-50		RPI 51-100		RPI 101+		Team's RPI: 206													
RPI S	Opponent			Score		RPI S	Opponent			Score		RPI S	Opponent			Score		RPI S	Opponent			Score	
5 N	North Carolina			38 95		30 A	Notre Dame			55 94		61 A	Mi ssouri			55 89		163 N	Houston			90 96	
18 A	Bayl or			50 94								63 A	Okl ahoma St.			39 80		175 A	North Texas			74 77	
												67 A	Southern Cal i forni a			53 78		197 A	Jackson St.			66 77	
												92 A	UTEP			54 79		197 H	Jackson St.			71 75	
																		197 N	Jackson St.			68 62	
																		236 A	Al abama A&M			52 45	
																		236 H	Al abama A&M			58 65	
																		247 A	Ark. -Pi ne Bl uff			80 74	
																		247 H	Ark. -Pi ne Bl uff			60 55	
																		254 A	Wi chi ta St.			60 81	
																		257 A	Al corn St.			58 66	
																		257 H	Al corn St.			67 47	
																		294 A	Al abama St.			87 61	
																		294 H	Al abama St.			74 50	
																		312 A	Grambl ing			80 64	
																		312 H	Grambl ing			71 53	
																		312 N	Grambl ing			77 55	
																		317 H	Ni chol ls St.			76 37	
																		325 A	Southern U.			77 69	
																		325 H	Southern U.			71 53	
																		325 N	Southern U.			80 49	
																		329 A	Mi ssi ssi ppi Val .			75 62	
																		329 H	Mi ssi ssi ppi Val .			77 60	
																		330 A	Texas Southern			68 35	
																		330 H	Texas Southern			60 43	
LAST 10 Div sion I GAMES:																							
5 N	North Carolina			38 95		257 H	Al corn St.			67 47													
197 N	Jackson St.			68 62		236 A	Al abama A&M			52 45													
312 N	Grambl ing			77 55		294 A	Al abama St.			87 61													
325 N	Southern U.			80 49		247 H	Ark. -Pi ne Bl uff			60 55													
325 H	Southern U.			71 53		329 H	Mi ssi ssi ppi Val .			77 60													

Overall Season					Final Eight Games of Sunday, March 11, 2007					
Average RPI Win:	279	WON-LOST	WINNING	LAST 10	STRENGTH OF	OPP. STRENGTH	TEAM	ADJ.	CONF.	ADJ CONF.
Average RPI Loss:	163	RECORD	PCT. RANK	GAMES	SCHEDULE	OF SCHEDULE	RPI	RPI	RPI	RPI
DIV. I ONLY	13- 15	183	4- 6	330	200	268	269	27	27	
DIV. I NON-CONF.	6- 8	199	0- 0	309	85	257	257	25	25	

TOTALS	RPI 1-25	RPI 26-50	W-L RECORDS	RPI 51-100	RPI 100+
13- 15	0- 2	0- 0	OVERALL	0- 2	13- 11
8- 4	0- 0	0- 0	HOME	0- 1	8- 3
5- 9	0- 2	0- 0	AWAY	0- 1	5- 6
0- 2	0- 0	0- 0	NEUTRAL	0- 0	0- 2
6- 8	0- 2	0- 0	NON-CONFERENCE	0- 2	6- 4
3- 2	0- 0	0- 0	HOME	0- 1	3- 1
3- 4	0- 2	0- 0	AWAY	0- 1	3- 1
0- 2	0- 0	0- 0	NEUTRAL	0- 0	0- 2
7- 7	0- 0	0- 0	CONFERENCE	0- 0	7- 7
5- 2	0- 0	0- 0	HOME	0- 0	5- 2
2- 5	0- 0	0- 0	AWAY	0- 0	2- 5
0- 0	0- 0	0- 0	NEUTRAL	0- 0	0- 0

RPI	S	Opponent	Score
8	A	Vanderbil t	74 89
12	A	Rutgers	51 76

RPI	S	Opponent	Score
71	A	Mi nnesota	60 85
74	H	St. Joseph' s	69 81

RPI	S	Opponent	Team's RPI	Score
106	N	Ci nci nnati	269	55 66
158	A	Northwestern		53 67
167	A	Harvard		57 80
167	H	Harvard		51 66
168	N	Maine		63 69
190	A	Dartmouth		46 75
190	H	Dartmouth		61 56
237	A	Penn		78 72
237	H	Penn		61 51
240	A	Yal e		49 64
240	H	Yal e		83 73
241	H	St. Francis (N.Y.)		53 54
256	A	Duquesne		62 59
270	A	Lehi gh		56 49
273	A	Cornel I		66 69
273	H	Cornel I		66 70
290	A	Col umbi a		53 58
290	H	Col umbi a		79 73
299	A	Brown		55 49
299	H	Brown		69 51
319	H	Ri der		74 45
321	A	Lafayette		79 62
331	H	Wagner		70 52
333	H	NJIT		75 51

RPI	S	Opponent	Score
237	H	Penn	61 51
240	A	Yal e	49 64
299	A	Brown	55 49
167	H	Harvard	51 66
190	H	Dartmouth	61 56

RPI	S	Opponent	Score
290	A	Col umbi a	53 58
273	A	Cornel I	66 69
190	A	Dartmouth	46 75
167	A	Harvard	57 80
299	H	Brown	69 51

### Non-Div I Games:

Princeton

Loss, Non-Conf, S Site, H Home A Away N Neutral

[illegible]

Providence

P  
r  
o  
v  
i  
d  
e  
n  
c  
e

### Non-Div l Games:

Provi dence

Loss, Non-Conf, S Site, H Home A Away N Neutral



Average RPI Win: 223		WON-LOST RECORD	WINNING PCT. RANK	LAST 10 GAMES	STRENGTH OF SCHEDULE	OPP. STRENGTH OF SCHEDULE	TEAM RPI	ADJ. RPI	CONF. RPI	ADJ CONF. RPI
DIV. I ONLY		16- 12	126	5- 5	186	270	154	155	20	20
DIV. I NON-CONF.		6- 3	82	0- 0	134	264	101	106	23	24
TOTALS		RPI 1-25	RPI 26-50	W-L RECORDS	RPI 51-100	RPI 100+				
16- 12		0- 0	0- 0	OVERALL	1- 3	15- 9				
9- 4		0- 0	0- 0	HOME	1- 0	8- 4				
6- 8		0- 0	0- 0	AWAY	0- 3	6- 5				
1- 0		0- 0	0- 0	NEUTRAL	0- 0	1- 0				
6- 3		0- 0	0- 0	NON-CONFERENCE	0- 2	6- 1				
3- 0		0- 0	0- 0	HOME	0- 0	3- 0				
2- 3		0- 0	0- 0	AWAY	0- 2	2- 1				
1- 0		0- 0	0- 0	NEUTRAL	0- 0	1- 0				
10- 9		0- 0	0- 0	CONFERENCE	1- 1	9- 8				
6- 4		0- 0	0- 0	HOME	1- 0	5- 4				
4- 5		0- 0	0- 0	AWAY	0- 1	4- 4				
0- 0		0- 0	0- 0	NEUTRAL	0- 0	0- 0				
RPI 1-25		RPI 26-50		RPI 51-100		RPI 101+		Team's RPI: 155		
RPI S	Opponent	Score	RPI S	Opponent	Score	RPI S	Opponent	Score		
					79 A Iowa	77	93	118 A Sacred Heart	53	73
					80 A Robert Morris	68	79	118 H Sacred Heart	63	73
					80 H Robert Morris	87	84	137 H La Salle	66	46
					84 A Stony Brook	79	87	143 A Long Island	61	59
								143 H Long Island	65	69
								167 A Harvard	82	74
								190 H Dartmouth	77	70
								210 H Monmouth	69	57
								210 H Monmouth	58	63
								223 A Mt. St. Mary's	75	76
								223 H Mt. St. Mary's	54	50
								226 H Holy Cross	72	69
								239 A Manhattan	59	54
								240 A Yale	64	81
								241 A St. Francis (N.Y.)	67	78
								241 H St. Francis (N.Y.)	60	63
								253 A Fairleigh Dickinson	62	52
								253 H Fairleigh Dickinson	68	56
								267 N Florida A&M	64	45
								280 A Central Conn. St.	62	55
								280 H Central Conn. St.	87	51
								281 A St. Francis (Pa.)	69	70
								281 H St. Francis (Pa.)	89	69
								331 A Wagner	63	53
		LAST 10 Division I GAMES:								
			210 H Monmouth	58	63		80 H Robert Morris	87	84	
			118 H Sacred Heart	63	73		280 A Central Conn. St.	62	55	
			223 A Mt. St. Mary's	75	76		241 A St. Francis (N.Y.)	67	78	
			118 A Sacred Heart	53	73		223 H Mt. St. Mary's	54	50	
			143 A Long Island	61	59		253 A Fairleigh Dickinson	62	52	

Quinnipiac

Quinnipiac

### Non-Div I Games:

Qui nni pi ac

■ Loss, ■ Non-Conf, S Site, H Home A Away N Neutral

Average RPI Win: 230

Average RPI Loss: 147

WON-LOST  
RECORDWINNING  
PCT. RANKLAST 10  
GAMESSTRENGTH OF  
SCHEDULEOPP. STRENGTH  
OF SCHEDULETEAM  
RPIADJ.  
RPICONF.  
RPIADJ CONF.  
RPI

DIV. I ONLY

18- 11

87

7- 3

202

264

138

139

21

21

DIV. I NON-CONF.

6- 6

151

0- 0

152

259

163

163

22

22

TOTALS

RPI 1-25

RPI 26-50

W-L RECORDS

RPI 51-100

RPI 100+

18- 11

0- 0

0- 0

OVERALL

1- 1

17- 10

10- 2

0- 0

0- 0

HOME

0- 0

10- 2

6- 8

0- 0

0- 0

AWAY

1- 1

5- 7

2- 1

0- 0

0- 0

NEUTRAL

0- 0

2- 1

6- 6

0- 0

0- 0

NON-CONFERENCE

1- 1

5- 5

4- 1

0- 0

0- 0

HOME

0- 0

4- 1

2- 4

0- 0

0- 0

AWAY

1- 1

1- 3

0- 1

0- 0

0- 0

NEUTRAL

0- 0

0- 1

12- 5

0- 0

0- 0

CONFERENCE

0- 0

12- 5

6- 1

0- 0

0- 0

HOME

0- 0

6- 1

4- 4

0- 0

0- 0

AWAY

0- 0

4- 4

2- 0

0- 0

0- 0

NEUTRAL

0- 0

2- 0

RPI 1-25

RPI 26-50

RPI 51-100

RPI 101+

Team's RPI: 139

RPI S Opponent Score

RPI S Opponent Score

RPI S Opponent Score

RPI S Opponent Score

58 A Virginia Tech 67 60  
100 A Belmont 64 72

116	A	William & Mary	47	54
122	A	Liberty	66	79
122	H	Liberty	77	54
122	N	Liberty	57	55
125	A	East Tenn. St.	52	54
131	H	VCU	55	58
133	A	Evansville	71	80
141	A	UNC Asheville	70	84
141	A	UNC Asheville	57	67
141	H	UNC Asheville	72	67
151	A	High Point	55	57
151	H	High Point	71	55
178	H	Hampton	62	54
200	H	Appalachian St.	68	56
201	A	Coastal Caro.	61	59
201	H	Coastal Caro.	54	61
256	N	Duquesne	62	70
273	A	Cornell	83	61
289	H	Longwood	61	47
293	A	Winthrop	68	65
293	H	Winthrop	65	38
298	A	Charleston So.	77	53
298	H	Charleston So.	72	41
298	N	Charleston So.	81	61
304	H	Winston-Salem	72	48
311	A	Birmingham-So.	80	76
311	H	Birmingham-So.	85	52

LAST 10 Division I GAMES:

141	A	UNC Asheville	57	67
122	N	Liberty	57	55
298	N	Charleston So.	81	61
122	H	Liberty	77	54
141	A	UNC Asheville	70	84
311	A	Birmingham-So.	80	76
201	H	Coastal Caro.	54	61
298	H	Charleston So.	72	41
151	H	High Point	71	55
293	A	Winthrop	68	65

Radford

Radford

Non-Div I Games: Lees-McRae 90 37 Virginia Intermont 101 36

Radford

Loss, Non-Conf, S Site, H Home A Away N Neutral

Average RPI Win:	196	WON-LOST	WINNING	LAST 10	STRENGTH OF	OPP. STRENGTH	TEAM	ADJ.	CONF.	ADJ CONF.
Average RPI Loss:	116	RECORD	PCT. RANK	GAMES	SCHEDULE	OF SCHEDULE	RPI	RPI	RPI	RPI

DIV. I ONLY	6- 23	307	2- 8	105	94	252	245	10	10
DIV. I NON-CONF.	2- 12	308	0- 0	127	76	267	266	8	8

TOTALS	RPI 1-25	RPI 26-50	W-L RECORDS	RPI 51-100	RPI 100+
6- 23	0- 2	0- 5	OVERALL	0- 4	6- 12
4- 8	0- 0	0- 1	HOME	0- 1	4- 6
2- 12	0- 2	0- 4	AWAY	0- 1	2- 5
0- 3	0- 0	0- 0	NEUTRAL	0- 2	0- 1
2- 12	0- 1	0- 3	NON-CONFERENCE	0- 2	2- 6
1- 4	0- 0	0- 1	HOME	0- 0	1- 3
1- 6	0- 1	0- 2	AWAY	0- 1	1- 2
0- 2	0- 0	0- 0	NEUTRAL	0- 1	0- 1
4- 11	0- 1	0- 2	CONFERENCE	0- 2	4- 6
3- 4	0- 0	0- 0	HOME	0- 1	3- 3
1- 6	0- 1	0- 2	AWAY	0- 0	1- 3
0- 1	0- 0	0- 0	NEUTRAL	0- 1	0- 0

RPI	S	Opponent	Score
16	A	George Washington	45 <span>61</span>
19	A	Michigan St.	40 <span>67</span>

RPI	S	Opponent	Score
27	A	Xavier	44 <span>74</span>
28	A	California	53 <span>65</span>
31	A	Temple	54 <span>66</span>
40	A	Mississippi	49 <span>94</span>
48	H	Virginia	56 <span>69</span>

RPI	S	Opponent	Score
69	A	Tulane	70 <span>76</span>
74	H	St. Joseph's	70 <span>73</span>
74	N	St. Joseph's	52 <span>68</span>
76	N	Illinois	48 <span>73</span>

RPI	S	Opponent	Score
101	H	Charlotte	91 <span>78</span>
126	H	Richmond	56 <span>70</span>
132	A	Pepperdine	85 <span>66</span>
134	A	Massachusetts	49 <span>79</span>
134	H	Massachusetts	71 <span>69</span>
137	A	La Salle	57 <span>61</span>
150	H	Vermont	52 <span>75</span>
157	H	Boston U.	66 <span>82</span>
159	A	Providence	59 <span>81</span>
174	A	St. Bonaventure	57 <span>64</span>
183	H	St. Louis	67 <span>72</span>
209	H	Dayton	65 <span>77</span>
219	N	Syracuse	63 <span>66</span>
226	H	Holy Cross	54 <span>61</span>
256	A	Duquesne	74 <span>57</span>
275	H	Fordham	70 <span>64</span>
280	H	Central Conn. St.	75 <span>63</span>
299	A	Brown	62 <span>66</span>

## LAST 10 Division I GAMES:

74	N	St. Joseph's	52 <span>68</span>	134	A	Massachusetts	49 <span>79</span>
27	A	Xavier	44 <span>74</span>	74	H	St. Joseph's	70 <span>73</span>
174	A	St. Bonaventure	57 <span>64</span>	275	H	Fordham	70 <span>64</span>
126	H	Richmond	56 <span>70</span>	183	H	St. Louis	67 <span>72</span>
209	H	Dayton	65 <span>77</span>	101	H	Charlotte	91 <span>78</span>



Rice

### Non-Div I Games:

Page 229

Average RPI Win:	172	WON-LOST	WINNING	LAST 10	STRENGTH OF	OPP. STRENGTH	TEAM	ADJ.	CONF.	ADJ CONF.
Average RPI Loss:	97	RECORD	PCT. RANK	GAMES	SCHEDULE	OF SCHEDULE	RPI	RPI	RPI	RPI

DIV. I ONLY	13- 17	198	5- 5	54	95	124	126	10	10
DIV. I NON-CONF.	6- 9	214	0- 0	36	75	123	122	8	8

TOTALS	RPI 1-25	RPI 26-50	W-L RECORDS	RPI 51-100	RPI 100+
13- 17	0- 4	1- 4	OVERALL	1- 0	11- 9
4- 10	0- 2	1- 2	HOME	0- 0	3- 6
7- 4	0- 2	0- 2	AWAY	1- 0	6- 0
2- 3	0- 0	0- 0	NEUTRAL	0- 0	2- 3
6- 9	0- 2	1- 2	NON-CONFERENCE	0- 0	5- 5
2- 5	0- 1	1- 1	HOME	0- 0	1- 3
2- 2	0- 1	0- 1	AWAY	0- 0	2- 0
2- 2	0- 0	0- 0	NEUTRAL	0- 0	2- 2
7- 8	0- 2	0- 2	CONFERENCE	1- 0	6- 4
2- 5	0- 1	0- 1	HOME	0- 0	2- 3
5- 2	0- 1	0- 1	AWAY	1- 0	4- 0
0- 1	0- 0	0- 0	NEUTRAL	0- 0	0- 1

RPI 1-25				RPI 26-50				RPI 51-100				RPI 101+				Team's RPI: 126
RPI	S	Opponent	Score	RPI	S	Opponent	Score	RPI	S	Opponent	Score	RPI	S	Opponent	Score	
3	A	Connecticut	50 84	26	H	James Madison	58 62	74	A	St. Joseph's	64 57	101	H	Charlotte	60 65	
11	H	Georgia	41 72	27	H	Xavier	53 63					110	H	UC Santa Barb.	49 51	
16	A	George Washington	50 57	30	A	Notre Dame	66 87					116	H	William & Mary	54 67	
16	H	George Washington	53 72	31	A	Temple	52 64					128	N	Bucknell	58 40	
				48	H	Virginia	73 70					131	H	VCU	60 56	
												134	H	Massachusetts	46 40	
												137	A	La Salle	70 48	
												162	H	Marshall	66 67	
												174	H	St. Bonaventure	69 72	
												180	A	Wake Forest	67 55	
												181	N	Drake	64 77	
												183	H	St. Louis	70 78	
												183	N	St. Louis	61 69	
												200	N	Appalachian St.	63 62	
												209	H	Dayton	66 63	
												221	A	Fairfield	59 48	
												245	A	Rhode Island	70 56	
												256	A	Duquesne	69 57	
												275	A	Fordham	78 68	
												276	N	Southeastern La.	59 71	

LAST 10 Division I GAMES:											
183	N	St. Louis	61	69	256	A	Duquesne	69	57		
209	H	Dayton	66	63	31	A	Temple	52	64		
183	H	St. Louis	70	78	16	H	George Washington	53	72		
245	A	Rhode Island	70	56	275	A	Fordham	78	68		
27	H	Xavier	53	63	137	A	La Salle	70	48		

Non-Div I Games:

Richmond

Richmond

Richmond

ADJ CONF.  
RPI

[illegible]

Rider

Ri der



Average RPI Win: 73		WON-LOST RECORD	WINNING PCT. RANK	LAST 10 GAMES	STRENGTH OF SCHEDULE	OPP. STRENGTH OF SCHEDULE	TEAM RPI	ADJ. RPI	CONF. RPI	ADJ CONF. RPI	
Average RPI Loss: 30											
DIV. I ONLY		22- 8	47	8- 2	3	4	12	12	5	5	
DIV. I NON-CONF.		7- 4	98	5- 1	12	1	26	24	5	5	
TOTALS		RPI 1-25	RPI 26-50	W-L RECORDS	RPI 51-100	RPI 100+					
22- 8		9- 6	5- 1	OVERALL	5- 1	8- 1					
11- 2		3- 2	3- 0	HOME	1- 0	4- 0					
7- 5		2- 2	2- 1	AWAY	1- 1	3- 1					
8- 2		4- 2	0- 0	NEUTRAL	3- 0	1- 0					
7- 4		5- 4	2- 0	NON-CONFERENCE	3- 0	2- 1					
4- 1		1- 1	1- 0	HOME	1- 0	1- 0					
2- 2		1- 1	1- 0	AWAY	0- 0	0- 1					
6- 2		3- 2	0- 0	NEUTRAL	2- 0	1- 0					
15- 4		4- 2	3- 1	CONFERENCE	2- 1	6- 0					
7- 1		2- 1	2- 0	HOME	0- 0	3- 0					
6- 3		1- 1	1- 1	AWAY	1- 1	3- 0					
2- 0		1- 0	0- 0	NEUTRAL	1- 0	0- 0					
RPI 1-25		Team's RPI: 12		RPI 26-50	RPI 51-100		RPI 101+				
RPI S	Opponent	Score	RPI S	Opponent	Score	RPI S	Opponent	Score	RPI S	Opponent	Score
1 N	Tennessee	46 59	30 A	Notre Dame	76 60	60 A	DePaul	73 87	106 H	Cincinnati	85 43
2 H	Duke	45 85	31 A	Temple	62 48	60 N	DePaul	63 55	120 N	Florida	88 71
2 N	Duke	53 52	32 H	South Fla.	62 36	66 A	Seton Hall	62 50	132 A	Pepperdine	73 75
3 A	Connecticut	50 60	37 A	Louisville	50 53	68 N	Penn St.	57 44	142 A	Villanova	62 32
3 A	Connecticut	55 47	39 H	West Virginia	55 49	79 H	Iowa	70 53	146 A	St. John's (N.Y.)	67 53
3 H	Connecticut	44 70	40 H	Mississippi	89 84	95 N	East Caro.	77 34	149 H	Georgetown	71 41
11 N	Georgia	69 78							159 H	Providence	69 34
14 N	LSU	59 35							219 A	Syracuse	68 40
15 N	Arizona St.	64 45							269 H	Princeton	76 51
17 H	Marquette	66 56									
17 N	Marquette	63 55									
19 A	Michigan St.	70 57									
19 H	Michigan St.	63 57									
20 A	Old Dominion	55 72									
24 H	Pittsburgh	63 39									
LAST 10 Division I GAMES:											
1 N Tennessee 46 59					95 N East Caro. 77 34						
14 N LSU 59 35					3 A Connecticut 55 47						
15 N Arizona St. 64 45					17 N Marquette 63 55						
2 N Duke 53 52					60 N DePaul 63 55						
19 A Michigan St. 70 57					3 H Connecticut 44 70						

Rutgers

Rutgers

Non-Div I Games:

Rutgers

Loss, 
Non-Conf, S Site, 
H Home
A Away 
N Neutral

S  
M  
U

SMU				Through Games Of Sunday, March 11, 2007							
Average RPI Win:		180	WON-LOST	WINNING	LAST 10	STRENGTH OF	OPP. STRENGTH	TEAM	ADJ.	CONF.	ADJ CONF.
Average RPI Loss:		99	RECORD	PCT. RANK	GAMES	SCHEDULE	OF SCHEDULE	RPI	RPI	RPI	RPI
DIV. I ONLY		18- 12	104	7- 3		136	98	107	107	13	13
DIV. I NON-CONF.		8- 4	82	0- 0		128	66	82	83	11	11
<hr/>											
TOTALS		RPI 1-25	RPI 26-50	W-L RECORDS		RPI 51-100	RPI 100+				
18- 12		0- 1	0- 0	OVERALL		5- 7	13- 4				
12- 3		0- 0	0- 0	HOME		4- 2	8- 1				
4- 7		0- 0	0- 0	AWAY		1- 4	3- 3				
2- 2		0- 1	0- 0	NEUTRAL		0- 1	2- 0				
8- 4		0- 1	0- 0	NON-CONFERENCE		2- 2	6- 1				
6- 1		0- 0	0- 0	HOME		2- 0	4- 1				
1- 2		0- 0	0- 0	AWAY		0- 2	1- 0				
1- 1		0- 1	0- 0	NEUTRAL		0- 0	1- 0				
10- 8		0- 0	0- 0	CONFERENCE		3- 5	7- 3				
6- 2		0- 0	0- 0	HOME		2- 2	4- 0				
3- 5		0- 0	0- 0	AWAY		1- 2	2- 3				
1- 1		0- 0	0- 0	NEUTRAL		0- 1	1- 0				
<hr/>											
RPI 1-25			RPI 26-50			RPI 51-100			RPI 101+ Team's RPI: 107		
RPI S	Opponent	Score	RPI S	Opponent	Score	RPI S	Opponent	Score	RPI S	Opponent	Score
2 N	Duke	45 75				56 H	Texas Tech	72 61	102 A	UAB	68 71
						59 A	TCU	71 83	127 A	Stephen F. Austin	84 75
						62 H	Texas-Arlington	67 64	154 A	Tul sa	55 74
						69 A	Tul ane	72 78	154 H	Tul sa	64 54
						69 H	Tul ane	58 63	162 H	Marshall	65 48
						82 A	Arkansas	58 70	163 A	Houston	65 81
						86 A	Rice	69 80	163 H	Houston	61 50
						86 H	Rice	64 50	175 H	North Texas	70 53
						92 A	UTEP	68 58	193 A	Southern Miss.	69 65
						92 H	UTEP	70 59	195 H	UTSA	78 49
						95 H	East Caro.	58 70	217 H	Wis.-Milwaukee	47 53
						95 N	East Caro.	62 76	229 H	Bradley	80 61
									271 H	UCF	73 47
									271 N	UCF	79 58
									291 A	Memphis	97 65
									296 N	Detroit	73 50
									316 H	Sam Houston St.	84 50
<hr/>											
LAST 10 Division I GAMES:											
			95 N	East Caro.	62 76	86 H	Rice	64 50			
			271 N	UCF	79 58	162 H	Marshall	65 48			
			92 A	UTEP	68 58	95 H	East Caro.	58 70			
			69 A	Tulane	72 78	193 A	Southern Miss.	69 65			
			163 H	Houston	61 50	271 H	UCF	73 47			

S  
M  
U

Non-Di v I Games:

SMU

Average RPI Win:		284	WON-LOST	WINNING	LAST 10	STRENGTH OF	OPP. STRENGTH	TEAM	ADJ.	CONF.	ADJ CONF.
Average RPI Loss:		177	RECORD	PCT. RANK	GAMES	SCHEDULE	OF SCHEDULE	RPI	RPI	RPI	RPI
DIV. I ONLY	2- 27	334	0- 10	247	208	328	328	18	18		
DIV. I NON-CONF.	2- 13	313	0- 1	269	202	320	321	19	19		
TOTALS	RPI 1-25	RPI 26-50	W-L RECORDS	RPI 51-100	RPI 100+						
2- 27	0- 1	0- 2	OVERALL	0- 2	2- 22						
2- 9	0- 0	0- 0	HOME	0- 1	2- 8						
0- 15	0- 0	0- 2	AWAY	0- 1	0- 12						
0- 3	0- 1	0- 0	NEUTRAL	0- 0	0- 2						
2- 13	0- 1	0- 2	NON-CONFERENCE	0- 0	2- 10						
2- 2	0- 0	0- 0	HOME	0- 0	2- 2						
0- 8	0- 0	0- 2	AWAY	0- 0	0- 6						
0- 3	0- 1	0- 0	NEUTRAL	0- 0	0- 2						
0- 14	0- 0	0- 0	CONFERENCE	0- 2	0- 12						
0- 7	0- 0	0- 0	HOME	0- 1	0- 6						
0- 7	0- 0	0- 0	AWAY	0- 1	0- 6						
0- 0	0- 0	0- 0	NEUTRAL	0- 0	0- 0						
RPI S	RPI 1-25	Score	RPI S	RPI 26-50	Score	RPI S	RPI 51-100	Score	RPI S	RPI 101+	Team's RPI: 328
5 N	North Carolina	38 99	37 A	Louisville	42 77	54 A	Montana	43 76	103 N	UCLA	64 87
			46 A	Gonzaga	43 84	54 H	Montana	50 78	104 A	Northern Ariz.	46 83
									104 H	Northern Ariz.	54 76
									108 N	Denver	31 60
									115 A	Kansas	50 69
									152 A	Idaho St.	73 93
									152 H	Idaho St.	59 83
									173 H	Nevada	42 75
									179 A	Weber St.	75 79
									179 H	Weber St.	46 69
									188 H	St. Mary's (Cal.)	59 71
									243 A	Montana St.	54 80
									243 H	Montana St.	59 66
									248 A	Portland St.	72 80
									248 H	Portland St.	65 76
									258 H	Portland	63 55
									260 A	UC Davis	55 59
									278 A	Washington St.	65 79
									287 A	Eastern Wash.	56 74
									287 H	Eastern Wash.	63 66
									308 A	Idaho	48 57
									310 A	Northern Colo.	45 70
									310 H	Northern Colo.	54 47
									313 A	Pacific	55 62
LAST 10 Division I GAMES:											
			152 A	Idaho St.	73 93		243 A	Montana St.	54 80		
			54 A	Montana	43 76		54 H	Montana	50 78		
			287 H	Eastern Wash.	63 66		243 H	Montana St.	59 66		
			248 H	Portland St.	65 76		152 H	Idaho St.	59 83		
			179 A	Weber St.	75 79		310 A	Northern Colo.	45 70		

Non-Div I Games: Bethany (Cal.) 52 48

Sacramento St.

■ Loss, 
 ■ Non-Conf, 
 ■ S Site, 
 ■ H Home 
 ■ A Away 
 N Neutral

[illegible]

### Non-Div l Games:

Sacred Heart

Loss, Non-Conf, S Site, H Home A Away N Neutral



Average RPI Win:	326	WON-LOST	WINNING	LAST 10	STRENGTH OF	OPP. STRENGTH	TEAM	ADJ.	CONF.	ADJ CONF.
Average RPI Loss:	170	RECORD	PCT. RANK	GAMES	SCHEDULE	OF SCHEDULE	RPI	RPI	RPI	RPI

DIV. I ONLY	3- 24	331	1- 9	209	247	315	316	28	28
DIV. I NON-CONF.	1- 11	327	0- 1	174	180	303	303	27	27

TOTALS	RPI 1-25	RPI 26-50	W-L RECORDS	RPI 51-100	RPI 100+
3- 24	0- 2	0- 2	OVERALL	0- 3	3- 17
2- 10	0- 0	0- 0	HOME	0- 1	2- 9
1- 13	0- 2	0- 2	AWAY	0- 2	1- 7
0- 1	0- 0	0- 0	NEUTRAL	0- 0	0- 1
1- 11	0- 2	0- 2	NON-CONFERENCE	0- 1	1- 6
1- 3	0- 0	0- 0	HOME	0- 0	1- 3
0- 7	0- 2	0- 2	AWAY	0- 1	0- 2
0- 1	0- 0	0- 0	NEUTRAL	0- 0	0- 1
2- 13	0- 0	0- 0	CONFERENCE	0- 2	2- 11
1- 7	0- 0	0- 0	HOME	0- 1	1- 6
1- 6	0- 0	0- 0	AWAY	0- 1	1- 5
0- 0	0- 0	0- 0	NEUTRAL	0- 0	0- 0

RPI S	RPI 1-25	Score	RPI S	RPI 26-50	Score	RPI S	RPI 51-100	Score	RPI S	RPI 101+	Team's RPI: 316
18	A Bayl or	50 117	33	A Texas	56 84	62	A Texas-Arlington	56 81	107	A SMU	50 84
23	A Texas A&M	43 93	43	A New Mexico	41 77	62	H Texas-Arlington	50 76	127	A Stephen F. Austin	71 82
						86	A Ri ce	48 91	127	H Stephen F. Austin	66 96
									160	N Del aware St.	43 57
									194	A A&M-Corpus Christi	73 90
									194	H A&M-Corpus Christi	60 72
									195	A UTSA	60 75
									195	H UTSA	48 65
									204	A Texas St.	60 67
									204	H Texas St.	71 79
									251	H Al bany (N. Y.)	48 58
									276	H Southeastern La.	53 63
									277	A Central Ark.	68 73
									285	A Lamar	49 81
									300	H Western Ill.	50 58
									315	H Northwestern St.	77 66
									317	H Ni cholls St.	78 82
									330	H Texas Southern	81 65
									332	H Centenary (La.)	70 84
									334	A McNeese St.	74 57
LAST 10 Division I GAMES:											
194	A A&M-Corpus Christi	73 90	277	A Central Ark.	68 73						
195	H UTSA	48 65	315	H Northwestern St.	77 66						
204	H Texas St.	71 79	194	H A&M-Corpus Christi	60 72						
62	A Texas-Arlington	56 81	195	A UTSA	60 75						
127	A Stephen F. Austin	71 82	204	A Texas St.	60 67						

Average RPI Win: 260		WON-LOST RECORD		WINNING PCT. RANK		LAST 10 GAMES		STRENGTH OF SCHEDULE		OPP. STRENGTH OF SCHEDULE		TEAM RPI		ADJ. RPI		CONF. RPI		ADJ CONF. RPI	
DIV. I ONLY		18- 13		116		7- 3		300		213		200		199		22		22	
DIV. I NON-CONF.		5- 4		127		0- 0		326		172		232		231		20		20	
TOTALS		RPI 1-25		RPI 26-50		W-L RECORDS		RPI 51-100				RPI 100+							
18- 13		0- 0		0- 0		OVERALL		0- 5				18- 8							
8- 4		0- 0		0- 0		HOME		0- 1				8- 3							
8- 8		0- 0		0- 0		AWAY		0- 3				8- 5							
2- 1		0- 0		0- 0		NEUTRAL		0- 1				2- 0							
5- 4		0- 0		0- 0		NON-CONFERENCE		0- 2				5- 2							
1- 0		0- 0		0- 0		HOME		0- 0				1- 0							
2- 4		0- 0		0- 0		AWAY		0- 2				2- 2							
2- 0		0- 0		0- 0		NEUTRAL		0- 0				2- 0							
13- 9		0- 0		0- 0		CONFERENCE		0- 3				13- 6							
7- 4		0- 0		0- 0		HOME		0- 1				7- 3							
6- 4		0- 0		0- 0		AWAY		0- 1				6- 3							
0- 1		0- 0		0- 0		NEUTRAL		0- 1				0- 0							
RPI 1-25				RPI 26-50				RPI 51-100				RPI 101+		Team's RPI : 199					
RPI S	Opponent	Score		RPI S	Opponent	Score		RPI S	Opponent	Score		RPI S	Opponent	Score					
								65 A	South Carolina	56	64	119 A	Al abama	53	62				
								79 A	Iowa	60	66	123 A	Murray St.	63	77				
								93 A	Southeast Mo. St.	66	70	123 H	Murray St.	64	73				
								93 H	Southeast Mo. St.	58	66	177 A	Georgi a St.	54	58				
								93 N	Southeast Mo. St.	51	57	202 A	Tenn. -Martin	51	63				
												202 H	Tenn. -Martin	55	64				
												203 A	Morehead St.	58	48				
												203 H	Morehead St.	57	60				
												212 A	Troy	54	51				
												213 A	Eastern Ky.	62	51				
												213 H	Eastern Ky.	59	56				
												220 A	Tennessee Tech	55	62				
												220 H	Tennessee Tech	66	44				
												220 H	Tennessee Tech	63	60				
												236 N	Al abama A&M	67	52				
												238 A	Austin Peay	68	54				
												238 H	Austin Peay	67	55				
												259 A	Eastern Ill.	63	41				
												259 H	Eastern Ill.	70	49				
												291 A	Memphi s	62	54				
												301 A	Jacksonville St.	64	59				
												301 H	Jacksonville St.	67	43				
												311 H	Bi rmi ngham-So.	73	66				
												318 A	Tennessee St.	68	51				
												318 H	Tennessee St.	79	52				
												332 N	Centenary (La.)	60	36				
				LAST 10 Division I GAMES:															
					</														

### Non-Div l Games:

Samford

Loss, Non-Conf, S Site, H Home A Away N Neutral

San Diego				Through Games of Sunday, March 11, 2007							
Average RPI Win: 192		WON-LOST RECORD	WINNING PCT. RANK	LAST 10 GAMES	STRENGTH OF SCHEDULE	OPP. STRENGTH OF SCHEDULE	TEAM RPI	ADJ. RPI	CONF. RPI	ADJ CONF. RPI	
DIV. I ONLY		20- 8	55	4- 6	207	159	96	98	12	12	
DIV. I NON-CONF.		10- 3	45	0- 1	200	225	85	86	12	12	
TOTALS		RPI 1-25		RPI 26-50	W-L RECORDS		RPI 51-100		RPI 100+		
20- 8		0- 0		0- 3	OVERALL		4- 1		16- 5		
12- 4		0- 0		0- 2	HOME		3- 0		9- 3		
8- 3		0- 0		0- 1	AWAY		1- 1		7- 1		
0- 1		0- 0		0- 0	NEUTRAL		0- 0		0- 1		
10- 3		0- 0		0- 1	NON-CONFERENCE		2- 1		8- 2		
7- 3		0- 0		0- 1	HOME		2- 0		5- 2		
3- 1		0- 0		0- 0	AWAY		0- 1		3- 0		
0- 0		0- 0		0- 0	NEUTRAL		0- 0		0- 0		
10- 5		0- 0		0- 2	CONFERENCE		2- 0		8- 3		
5- 2		0- 0		0- 1	HOME		1- 0		4- 1		
5- 2		0- 0		0- 1	AWAY		1- 0		4- 1		
0- 1		0- 0		0- 0	NEUTRAL		0- 0		0- 1		
RPI 1-25				RPI 26-50	Team's RPI : 98			RPI 101+			
RPI S	Opponent	Score		RPI S	Opponent	Score		RPI S	Opponent	Score	
33	H Texas	45	73	52	H Georgi a Tech	62	59	110	H UC Santa Barb.	63	75
46	A Gonzaga	58	71	87	A Boi se St.	29	47	132	A Pepperdi ne	50	51
46	H Gonzaga	82	87	91	A Loyol a Marymount	69	60	132	H Pepperdi ne	73	71
				91	H Loyol a Marymount	50	49	165	H San Di ego St.	76	46
				97	H UC Ri versi de	68	53	171	A Santa Cla ra	71	52
								171	H Santa Cla ra	77	52
								188	A St. Mary's (Cal .)	85	53
								188	H St. Mary's (Cal .)	47	51
								207	A San Franci sco	66	60
								207	H San Franci sco	52	45
								207	N San Franci sco	69	80
								208	H Cal St. Fullerton	47	36
								214	A Cal St. Northrid ge	95	77
								226	H Hol y Cross	76	53
								230	H Cal Poly	74	69
								255	H Ai r Force	59	55
								258	A Portl and	81	75
								258	H Portl and	74	66
								268	H Long Beach St.	37	53
								302	A Southern Utah	61	50
								313	A Paci fi c	72	67
LAST 10 Division I GAMES:											
110	H UC Santa Barb.	63	75	171	H Santa Cla ra	77	52				
207	N San Franci sco	69	80	132	A Pepperdi ne	50	51				
258	A Portl and	81	75	91	A Loyol a Marymount	69	60				
46	A Gonzaga	58	71	207	A San Franci sco	66	60				
188	H St. Mary's (Cal .)	47	51	46	H Gonzaga	82	87				

Non-Div | Games: Cal St. Bakersfi 66 63

San Di ego

Loss, Non-Conf, S Site, H Home A Away N Neutral

Average RPI Win:	209	WON-LOST	WINNING	LAST 10	STRENGTH OF	OPP. STRENGTH	TEAM	ADJ.	CONF.	ADJ CONF.
Average RPI Loss:	105	RECORD	PCT. RANK	GAMES	SCHEDULE	OF SCHEDULE	RPI	RPI	RPI	RPI

DIV. I ONLY	12- 16	202	3- 7	113	140	165	165	7	7
DIV. I NON-CONF.	7- 4	98	0- 0	185	276	133	136	7	7

TOTALS	RPI 1-25	RPI 26-50	W-L RECORDS	RPI 51-100	RPI 100+
12- 16	0- 1	0- 4	OVERALL	2- 6	10- 5
11- 5	0- 1	0- 2	HOME	2- 1	9- 1
1- 10	0- 0	0- 2	AWAY	0- 4	1- 4
0- 1	0- 0	0- 0	NEUTRAL	0- 1	0- 0
7- 4	0- 1	0- 0	NON-CONFERENCE	0- 1	7- 2
6- 2	0- 1	0- 0	HOME	0- 0	6- 1
1- 2	0- 0	0- 0	AWAY	0- 1	1- 1
0- 0	0- 0	0- 0	NEUTRAL	0- 0	0- 0
5- 12	0- 0	0- 4	CONFERENCE	2- 5	3- 3
5- 3	0- 0	0- 2	HOME	2- 1	3- 0
0- 8	0- 0	0- 2	AWAY	0- 3	0- 3
0- 1	0- 0	0- 0	NEUTRAL	0- 1	0- 0

RPI 1-25				RPI 26-50				RPI 51-100				RPI 101+ Team's RPI: 165			
RPI	S	Opponent	Score	RPI	S	Opponent	Score	RPI	S	Opponent	Score	RPI	S	Opponent	Score
16	H	George Washington	42 76	38	A	Brigham Young	41 65	59	A	TCU	57 83	132	H	Pepperdine	64 53
				38	H	Brigham Young	49 54	59	H	TCU	61 78	156	A	UNLV	54 71
				43	A	New Mexico	46 76	73	A	Wyoming	47 71	156	H	UNLV	67 54
				43	H	New Mexico	48 67	73	H	Wyoming	55 47	173	H	Nevada	62 68
								73	N	Wyoming	44 56	188	H	St. Mary's (Cal.)	62 57
								83	A	Utah	48 51	198	A	Utah Valley St.	44 75
								83	H	Utah	71 66	230	H	Cal Poly	70 68
								98	A	San Diego	46 76	254	H	Wichita St.	74 73
												255	A	Air Force	52 60
												255	H	Air Force	60 51
												260	H	UC Davis	59 52
												272	A	Colorado St.	56 67
												272	H	Colorado St.	75 66
												299	H	Brown	63 52
												302	A	Southern Utah	55 52
LAST 10 Division I GAMES:															
				73	N	Wyoming	44 56	73	H	Wyoming	55 47				
				43	H	New Mexico	48 67	255	A	Air Force	52 60				
				59	H	TCU	61 78	156	H	UNLV	67 54				
				38	A	Brigham Young	41 65	83	H	Utah	71 66				
				272	A	Colorado St.	56 67	43	A	New Mexico	46 76				

Non-Div I Games:

San Diego St.

Loss, 
Non-Conf, S Site, 
H Home
A Away 
N Neutral

Average RPI Win:		172	WON-LOST RECORD		WINNING PCT. RANK	LAST 10 GAMES		STRENGTH OF SCHEDULE		OPP. STRENGTH OF SCHEDULE	TEAM RPI	ADJ. RPI	CONF. RPI	ADJ CONF. RPI
Average RPI Loss:		129												
DIV. I ONLY		10- 21	252		3- 7		96		160		211	207	12	12
DIV. I NON-CONF.		6- 9	214		0- 0		121		188		189	186	12	12
TOTALS		RPI 1-25	RPI 26-50		W-L RECORDS		RPI 51-100		RPI 100+					
10- 21		0- 0	1- 4		OVERALL		2- 7		7- 10					
6- 8		0- 0	1- 2		HOME		1- 3		4- 3					
2- 12		0- 0	0- 1		AWAY		0- 4		2- 7					
2- 1		0- 0	0- 1		NEUTRAL		1- 0		1- 0					
6- 9		0- 0	1- 1		NON-CONFERENCE		1- 3		4- 5					
4- 3		0- 0	1- 1		HOME		1- 1		2- 1					
1- 6		0- 0	0- 0		AWAY		0- 2		1- 4					
1- 0		0- 0	0- 0		NEUTRAL		0- 0		1- 0					
4- 12		0- 0	0- 3		CONFERENCE		1- 4		3- 5					
2- 5		0- 0	0- 1		HOME		0- 2		2- 2					
1- 6		0- 0	0- 1		AWAY		0- 2		1- 3					
1- 1		0- 0	0- 1		NEUTRAL		1- 0		0- 0					
RPI 1-25		RPI 26-50		RPI 51-100		RPI 101+		Team's RPI: 207						
RPI S	Opponent	Score	RPI S	Opponent	Score	RPI S	Opponent	Score	RPI S	Opponent	Score			
29	H Delaware	47 71	73	A Wyomi ng	58 71	121	A Fresno St.	48 55						
45	H Flori da St.	67 64	87	H Boi se St.	58 80	132	A Pepperdi ne	64 60						
46	A Gonzaga	37 57	91	A Loyol a Marymount	52 65	132	H Pepperdi ne	77 65						
46	H Gonzaga	53 58	91	H Loyol a Marymount	64 70	135	A Hawai i	49 70						
46	N Gonzaga	38 59	94	A Col orado	56 62	144	H Mi ami (Fl a.)	59 69						
			96	H Southern Ill.	67 60	171	A Santa Clara	83 89						
			98	A San Di ego	45 52	171	H Santa Clara	64 58						
			98	H San Di ego	60 66	173	H Nevada	65 55						
			98	N San Di ego	80 69	188	A St. Mary's (Cal.)	77 84						
						188	H St. Mary's (Cal.)	51 61						
						208	A Cal St. Fullerton	69 72						
						230	A Cal Poly	38 60						
						258	A Portl and	52 54						
						258	H Portl and	61 64						
						272	H Col orado St.	62 51						
						290	N Col umbi a	63 51						
						314	A San Jose St.	53 48						
LAST 10 Division I GAMES:														
46	N Gonzaga	38 59	188	H St. Mary's (Cal.)	51 61									
98	N San Di ego	80 69	91	A Loyol a Marymount	52 65									
46	A Gonzaga	37 57	132	A Pepperdi ne	64 60									
258	A Portl and	52 54	98	H San Di ego	60 66									
171	H Santa Clara	64 58	258	H Portl and	61 64									

Non-Div I Games:

San Francisco

San Jose St.				Through games of Sunday, March 11, 2007															
Average RPI Win: 215		WON-LOST RECORD		WINNING PCT. RANK		LAST 10 GAMES		STRENGTH OF SCHEDULE		OPP. STRENGTH OF SCHEDULE		TEAM RPI		ADJ. RPI		CONF. RPI		ADJ CONF. RPI	
Average RPI Loss: 181																			
DIV. I ONLY		5- 27		324		3- 7		252		228		314		314		17		17	
DIV. I NON-CONF.		1- 13		329		0- 0		252		267		327		327		17		17	
TOTALS		RPI 1-25		RPI 26-50		W-L RECORDS		RPI 51-100				RPI 100+							
5- 27		0- 0		0- 1		OVERALL		1- 3				4- 23							
3- 10		0- 0		0- 0		HOME		1- 0				2- 10							
1- 12		0- 0		0- 1		AWAY		0- 1				1- 10							
1- 5		0- 0		0- 0		NEUTRAL		0- 2				1- 3							
1- 13		0- 0		0- 1		NON-CONFERENCE		0- 1				1- 11							
0- 5		0- 0		0- 0		HOME		0- 0				0- 5							
1- 4		0- 0		0- 1		AWAY		0- 0				1- 3							
0- 4		0- 0		0- 0		NEUTRAL		0- 1				0- 3							
4- 14		0- 0		0- 0		CONFERENCE		1- 2				3- 12							
3- 5		0- 0		0- 0		HOME		1- 0				2- 5							
0- 8		0- 0		0- 0		AWAY		0- 1				0- 7							
1- 1		0- 0		0- 0		NEUTRAL		0- 1				1- 0							
RPI 1-25				RPI 26-50				RPI 51-100				RPI 101+		Team's RPI: 314					
RPI S	Opponent	Score		RPI S	Opponent	Score		RPI S	Opponent	Score		RPI S	Opponent	Score					
49	A South Dakota St.	63 98		72	N Arkansas St.	71 90		121	A Fresno St.	36 61		121	H Fresno St.	63 70					
				87	A Boise St.	59 82		121	H Boise St.	68 60		130	A Loui si ana Tech	61 71					
				87	H Boise St.	64 81		130	H Loui si ana Tech	53 64		135	A Hawai i	57 56					
								135	H Hawai i	61 69		138	A North Dakota St.	62 83					
								167	N Harvard	59 71		171	H Santa Clara	47 74					
								173	A Nevada	52 70		173	H Nevada	48 53					
								207	H San Franci sco	52 69		208	H Cal St. Fullerton	63 66					
								214	H Cal St. Northridge	53 79		216	A New Mexico St.	48 59					
								216	H New Mexico St.	63 66		217	N Wi s. -Milwaukee	56 72					
								229	N Bradley	59 71		230	A Cal Poly	50 58					
								232	A Utah St.	65 57		232	H Utah St.	57 76					
								272	A Colorado St.	61 72		278	H Washington St.	66 69					
								308	A Idaho	64 72		308	H Idaho	72 66					
												313	A Paci fi c	65 56					
				LAST 10 Division I GAMES:															
				87	N Boise St.	64 81		173	H Nevada	52 70		308	H Idaho	72 66					
				308	N Idaho	66 69		87	A Boise St.	59 82		308	N Idaho	61 71					
				308	A Idaho	66 69		130	A Loui si ana Tech	65 57									
				135	A Hawai i	53 64		232	H Utah St.	64 72									
				87	H Boise St.	68 60		308	H Idaho	64 72									

### Non-Div l Games:

San Jose St.

Loss, Non-Conf, S Site, H Home A Away N Neutral

Average RPI Win: 218				WON-LOST RECORD		WINNING PCT. RANK		LAST 10 GAMES		STRENGTH OF SCHEDULE		OPP. STRENGTH OF SCHEDULE		TEAM RPI		ADJ. RPI		CONF. RPI		ADJ CONF. RPI	
Average RPI Loss: 103																					
DIV. I ONLY				13- 17		198		2- 8		150		126		176		171		12		12	
DIV. I NON-CONF.				8- 7		147		0- 0		180		139		156		154		12		12	
TOTALS				RPI 1-25		RPI 26-50		W-L RECORDS		RPI 51-100		RPI 100+									
13- 17				0- 1		0- 3		OVERALL		1- 7		12- 6									
7- 7				0- 0		0- 1		HOME		0- 3		7- 3									
6- 9				0- 1		0- 2		AWAY		1- 3		5- 3									
0- 1				0- 0		0- 0		NEUTRAL		0- 1		0- 0									
8- 7				0- 1		0- 1		NON-CONFERENCE		1- 2		7- 3									
5- 2				0- 0		0- 0		HOME		0- 1		5- 1									
3- 5				0- 1		0- 1		AWAY		1- 1		2- 2									
0- 0				0- 0		0- 0		NEUTRAL		0- 0		0- 0									
5- 10				0- 0		0- 2		CONFERENCE		0- 5		5- 3									
2- 5				0- 0		0- 1		HOME		0- 2		2- 2									
3- 4				0- 0		0- 1		AWAY		0- 2		3- 1									
0- 1				0- 0		0- 0		NEUTRAL		0- 1		0- 0									
RPI 1-25				RPI 26-50		RPI 51-100		RPI 101+		Team's RPI: 171											
RPI S Opponent Score				RPI S Opponent Score		RPI S Opponent Score		RPI S Opponent Score		RPI S Opponent Score		RPI S Opponent Score		RPI S Opponent Score		RPI S Opponent Score		RPI S Opponent Score		RPI S Opponent Score	
10 A Stanford 56 88				38 A Bri gham Young 63 77		54 H Montana 72 98		115 A Kansas 68 78		121 H Fresno St. 80 73		132 A Pepperdi ne 69 60		132 H Pepperdi ne 69 77		144 H Mi ami (Fl a.) 83 85		184 H Tol edo 73 64		188 A St. Mary's (Cal.) 84 71	
				46 A Gonzaga 73 78		81 A Kansas St. 52 76		121 H Fresno St. 80 73		132 A Pepperdi ne 69 60		132 H Pepperdi ne 69 77		144 H Mi ami (Fl a.) 83 85		184 H Tol edo 73 64		188 A St. Mary's (Cal.) 84 71		188 H St. Mary's (Cal.) 61 76	
				46 H Gonzaga 68 79		87 A Boi se St. 67 65		132 A Pepperdi ne 69 60		132 H Pepperdi ne 69 77		144 H Mi ami (Fl a.) 83 85		184 H Tol edo 73 64		188 A St. Mary's (Cal.) 84 71		188 H St. Mary's (Cal.) 61 76		207 A San Franci sco 58 64	
						91 A Loyol a Marymount 52 67		132 H Pepperdi ne 69 60		132 H Pepperdi ne 69 77		144 H Mi ami (Fl a.) 83 85		184 H Tol edo 73 64		188 A St. Mary's (Cal.) 84 71		188 H St. Mary's (Cal.) 61 76		207 A San Franci sco 58 64	
						91 H Loyol a Marymount 56 65		132 H Pepperdi ne 69 60		132 H Pepperdi ne 69 77		144 H Mi ami (Fl a.) 83 85		184 H Tol edo 73 64		188 A St. Mary's (Cal.) 84 71		188 H St. Mary's (Cal.) 61 76		207 A San Franci sco 58 64	
						91 N Loyol a Marymount 49 65		132 H Pepperdi ne 69 60		132 H Pepperdi ne 69 77		144 H Mi ami (Fl a.) 83 85		184 H Tol edo 73 64		188 A St. Mary's (Cal.) 84 71		188 H St. Mary's (Cal.) 61 76		207 A San Franci sco 58 64	
						98 A San Di ego 52 77		132 H Pepperdi ne 69 60		132 H Pepperdi ne 69 77		144 H Mi ami (Fl a.) 83 85		184 H Tol edo 73 64		188 A St. Mary's (Cal.) 84 71		188 H St. Mary's (Cal.) 61 76		207 A San Franci sco 58 64	
								132 A Pepperdi ne 69 60		132 H Pepperdi ne 69 77		144 H Mi ami (Fl a.) 83 85		184 H Tol edo 73 64		188 A St. Mary's (Cal.) 84 71		188 H St. Mary's (Cal.) 61 76		207 A San Franci sco 58 64	
								132 A Pepperdi ne 69 60		132 H Pepperdi ne 69 77		144 H Mi ami (Fl a.) 83 85		184 H Tol edo 73 64		188 A St. Mary's (Cal.) 84 71		188 H St. Mary's (Cal.) 61 76		207 A San Franci sco 58 64	
								132 A Pepperdi ne 69 60		132 H Pepperdi ne 69 77		144 H Mi ami (Fl a.) 83 85		184 H Tol edo 73 64		188 A St. Mary's (Cal.) 84 71		188 H St. Mary's (Cal.) 61 76		207 A San Franci sco 58 64	
								132 A Pepperdi ne 69 60													

Santa Clara

Average RPI Win: 303		WON-LOST RECORD		WINNING PCT. RANK		LAST 10 GAMES		STRENGTH OF SCHEDULE		OPP. STRENGTH OF SCHEDULE		TEAM RPI		ADJ. RPI		CONF. RPI		ADJ CONF. RPI	
DIV. I ONLY		9- 17		243		4- 4		335		288		322		322		31		31	
DIV. I NON-CONF.		8- 13		231		3- 3		319		295		295		296		28		28	
TOTALS		RPI 1-25		RPI 26-50		W-L RECORDS		RPI 51-100		RPI 100+									
9- 17		0- 1		0- 1		OVERALL		0- 2		9- 13									
7- 3		0- 1		0- 0		HOME		0- 0		7- 2									
2- 13		0- 0		0- 1		AWAY		0- 2		2- 10									
0- 1		0- 0		0- 0		NEUTRAL		0- 0		0- 1									
8- 13		0- 1		0- 1		NON-CONFERENCE		0- 2		8- 9									
6- 2		0- 1		0- 0		HOME		0- 0		6- 1									
2- 11		0- 0		0- 1		AWAY		0- 2		2- 8									
0- 0		0- 0		0- 0		NEUTRAL		0- 0		0- 0									
1- 4		0- 0		0- 0		CONFERENCE		0- 0		1- 4									
1- 1		0- 0		0- 0		HOME		0- 0		1- 1									
0- 2		0- 0		0- 0		AWAY		0- 0		0- 2									
0- 1		0- 0		0- 0		NEUTRAL		0- 0		0- 1									
RPI S Opponent		RPI 1-25 Score		RPI S Opponent		RPI 26-50 Score		RPI S Opponent		RPI 51-100 Score		RPI S Opponent		Team's RPI: 322 Score					
11	H	Georgi a	54	75	26	A	James Madi son	48	77	64	A	La. -Lafayette	51	82	119	A	Al abama	48	102
										90	A	Mi ssi ssi ppi St.	64	92	149	A	Georgetown	50	77
															177	A	Georgi a St.	46	90
															201	A	Coastal Caro.	51	71
															201	H	Coastal Caro.	66	62
															279	A	Col. of Charleston	52	69
															283	N	Kennesaw St.	66	74
															289	A	Longwood	40	55
															289	H	Longwood	56	41
															298	A	Charleston So.	54	74
															298	H	Charleston So.	75	66
															304	A	Wi nston-Sal em	60	80
															304	H	Wi nston-Sal em	58	66
															311	A	Bi rmi ngham-So.	87	86
															311	H	Bi rmi ngham-So.	62	80
															318	A	Tennessee St.	70	76
															318	H	Tennessee St.	79	65
															320	A	South Caroli na St.	59	65
															320	H	South Caroli na St.	47	45
															327	A	Mercer	65	44
															327	H	Mercer	59	50
															335	H	Bethune-Cookman	63	43
LAST 10 Div sion I GAMES:																			
304	A	Wi nston-Sal em	60	80	311	A	Bi rmi ngham-So.	87	86										
289	H	Longwood	56	41	335	H	Bethune-Cookman	63	43										
90	A	Mi ssi ssi ppi St.	64	92	279	A	Col. of Charleston	52	69										
201	H	Coastal Caro.	66	62	304	H	Wi nston-Sal em	58	66										
64	A	La. -Lafayette	51	82	289	A	Longwood	40	55										

Non-Div I Games: Allen 79 60 Allen 93 28 Morris 78 65 Savannah St.

Loss, Non-Conf, S Site, H Home A Away N Neutral







Southland.				through games of Sunday, March 11, 2007							
Average RPI Win:		210	WON-LOST	WINNING	LAST 10	STRENGTH OF	OPP. STRENGTH	TEAM	ADJ.	CONF.	ADJ CONF.
Average RPI Loss:		99	RECORD	PCT. RANK	GAMES	SCHEDULE	OF SCHEDULE	RPI	RPI	RPI	RPI
DIV. I ONLY		12- 16	202	5- 5		149	89	170	170	9	9
DIV. I NON-CONF.		4- 4	151	0- 0		312	204	235	236	9	9
<hr/>											
TOTALS		RPI 1-25		RPI 26-50		W-L RECORDS		RPI 51-100		RPI 100+	
12- 16		0- 3		0- 2		OVERALL		2- 3		10- 8	
6- 6		0- 1		0- 1		HOME		2- 1		4- 3	
5- 9		0- 1		0- 1		AWAY		0- 2		5- 5	
1- 1		0- 1		0- 0		NEUTRAL		0- 0		1- 0	
4- 4		0- 0		0- 0		NON-CONFERENCE		1- 0		3- 4	
1- 1		0- 0		0- 0		HOME		1- 0		0- 1	
2- 3		0- 0		0- 0		AWAY		0- 0		2- 3	
1- 0		0- 0		0- 0		NEUTRAL		0- 0		1- 0	
8- 12		0- 3		0- 2		CONFERENCE		1- 3		7- 4	
5- 5		0- 1		0- 1		HOME		1- 1		4- 2	
3- 6		0- 1		0- 1		AWAY		0- 2		3- 2	
0- 1		0- 1		0- 0		NEUTRAL		0- 0		0- 0	
<hr/>											
RPI 1-25			RPI 26-50			RPI 51-100			RPI 101+		Team's RPI: 170
RPI S	Opponent	Score	RPI S	Opponent	Score	RPI S	Opponent	Score	RPI S	Opponent	Score
13	A Middl e Tenn.	58 86	34	A Western Ky.	55 72	64	A La. -Lafayette	61 69	108	A Denver	34 54
13	H Middl e Tenn.	58 93	34	H Western Ky.	65 68	72	A Arkansas St.	57 69	120	H Fl ori da	50 62
13	N Mi ddl e Tenn.	52 79				72	H Arkansas St.	73 78	129	A Fl ori da Int'l	56 46
						89	H Ark. -Li ttle Rock	44 37	129	H Fl ori da Int'l	41 56
						96	H Southern Ill.	60 59	143	A Long Isl and	41 56
									154	A Tul sa	55 60
									175	H North Texas	72 57
									175	H North Texas	52 44
									185	H La. -Monroe	56 61
									196	A Ga. Southern	48 54
									212	A Troy	69 56
									212	H Troy	56 44
									234	A Fl a. Atlanti c	55 58
									234	H Fl a. Atlanti c	69 57
									265	A New Orleans	55 39
									279	N Col . of Charleston	63 51
									323	A Stetson	57 50
									325	A Southern U.	61 46
<hr/>											
LAST 10 Div						sion I GAMES:					
	13	N Mi ddl e Tenn.	52	79		72	H Arkansas St.	73	78		
	175	H North Texas	52	44		34	H Western Ky.	65	68		
	212	H Troy	56	44		13	A Mi ddl e Tenn.	58	86		
	234	A Fl a. Atlanti c	55	58		265	A New Orleans	55	39		
	129	A Fl ori da Int'l	56	46		175	H North Texas	72	57		

Non-Div I Games: Belhaven

92 71

Spring Hill

56 44

South Ala.

South Ala.

South Ala.

Average RPI Win:	159	WON-LOST	WINNING	LAST 10	STRENGTH OF	OPP. STRENGTH	TEAM	ADJ.	CONF.	ADJ CONF.
Average RPI Loss:	31	RECORD	PCT. RANK	GAMES	SCHEDULE	OF SCHEDULE	RPI	RPI	RPI	RPI

DIV. I ONLY	17- 14	143	5- 5	38	19	65	65	1	1
DIV. I NON-CONF.	10- 5	82	1- 1	145	94	88	88	1	1

TOTALS	RPI 1-25	RPI 26-50	W-L RECORDS	RPI 51-100	RPI 100+
17- 14	0- 9	3- 1	OVERALL	3- 5	12- 0
14- 4	0- 3	2- 0	HOME	2- 2	11- 0
2- 9	0- 5	0- 1	AWAY	1- 3	1- 0
1- 1	0- 1	1- 0	NEUTRAL	0- 0	0- 0
10- 5	0- 3	1- 0	NON-CONFERENCE	0- 3	10- 0
10- 3	0- 1	1- 0	HOME	0- 2	9- 0
1- 3	0- 2	0- 0	AWAY	0- 1	1- 0
0- 0	0- 0	0- 0	NEUTRAL	0- 0	0- 0
7- 9	0- 6	2- 1	CONFERENCE	3- 2	2- 0
5- 2	0- 2	1- 0	HOME	2- 0	2- 0
1- 6	0- 3	0- 1	AWAY	1- 2	0- 0
1- 1	0- 1	1- 0	NEUTRAL	0- 0	0- 0

RPI	S	Opponent	Score
1	A	Tennessee	36 <b>72</b>
1	N	Tennessee	63 <b>81</b>
7	H	Oklahoma	51 <b>78</b>
8	A	Vanderbilt	65 <b>83</b>
8	H	Vanderbilt	66 <b>67</b>
10	A	Stanford	54 <b>69</b>
11	A	Georgia	57 <b>81</b>
14	H	LSU	46 <b>49</b>
22	A	North Carolina St.	41 <b>53</b>

RPI	S	Opponent	Score
40	A	Mississippi	57 <b>76</b>
44	H	Auburn	70 61
44	N	Auburn	65 63
47	H	Hartford	81 40

RPI	S	Opponent	Score
51	H	Hofstra	59 <b>64</b>
64	H	La.-Lafayette	68 <b>83</b>
68	A	Penn St.	57 <b>68</b>
77	A	Kentucky	55 <b>59</b>
77	H	Kentucky	66 56
82	A	Arkansas	74 69
90	A	Mississippi St.	73 <b>87</b>
90	H	Mississippi St.	72 66

RPI	S	Opponent	Score
119	H	Alabama	95 35
120	H	Florida	79 51
125	H	East Tenn. St.	78 53
136	H	Clemson	80 48
151	H	High Point	87 49
186	H	N.C. A&T	117 63
199	H	Samford	64 56
233	A	UNC Wilmington	75 42
275	H	Fordham	77 38
293	H	Winthrop	75 30
320	H	South Carolina St.	85 42
327	H	Mercer	77 30

## LAST 10 Division I GAMES:

51	H	Hofstra	59 <b>64</b>	8	A	Vanderbilt	65 <b>83</b>
47	H	Hartford	81 40	44	H	Auburn	70 61
1	N	Tennessee	63 <b>81</b>	11	A	Georgia	57 <b>81</b>
44	N	Auburn	65 63	82	A	Arkansas	74 69
90	H	Mississippi St.	72 66	14	H	LSU	46 <b>49</b>

Non-Div I Games:

South Carolina

■ Loss, 
 ■ Non-Conf, S Site, 
 ■ Home 
 ■ Away 
 N Neutral

Average RPI Win:	298	WON-LOST	WINNING	LAST 10	STRENGTH OF	OPP. STRENGTH	TEAM	ADJ.	CONF.	ADJ CONF.
Average RPI Loss:	210	RECORD	PCT. RANK	GAMES	SCHEDULE	OF SCHEDULE	RPI	RPI	RPI	RPI

DIV. I ONLY	7- 22	298	3- 7	308	312	320	320	26	26
DIV. I NON-CONF.	2- 8	290	0- 0	240	311	306	307	29	29

TOTALS	RPI 1-25	RPI 26-50	W-L RECORDS	RPI 51-100	RPI 100+
7- 22	0- 1	0- 0	OVERALL	0- 3	7- 18
6- 7	0- 0	0- 0	HOME	0- 1	6- 6
1- 14	0- 1	0- 0	AWAY	0- 2	1- 11
0- 1	0- 0	0- 0	NEUTRAL	0- 0	0- 1
2- 8	0- 1	0- 0	NON-CONFERENCE	0- 1	2- 6
2- 1	0- 0	0- 0	HOME	0- 0	2- 1
0- 7	0- 1	0- 0	AWAY	0- 1	0- 5
0- 0	0- 0	0- 0	NEUTRAL	0- 0	0- 0
5- 14	0- 0	0- 0	CONFERENCE	0- 2	5- 12
4- 6	0- 0	0- 0	HOME	0- 1	4- 5
1- 7	0- 0	0- 0	AWAY	0- 1	1- 6
0- 1	0- 0	0- 0	NEUTRAL	0- 0	0- 1

RPI S	RPI 1-25	Score	RPI S	RPI 26-50	Score	RPI S	RPI 51-100	Score	RPI S	RPI 101+	Team's RPI: 320
5	A North Carolina	42 92				65	A South Carolina	42 85	160	H Delaware St.	33 42
						75	A Coppin St.	53 64	178	A Hampton	54 63
						75	H Coppin St.	47 64	178	H Hampton	66 71
									186	H N. C. A&T	61 74
									189	A Jacksonville	56 66
									211	A Morgan St.	47 51
									211	H Morgan St.	56 75
									233	H UNC Wilmington	49 67
									236	H Alabama A&M	54 53
									264	A Howard	50 85
									264	H Howard	75 60
									264	N Howard	74 77
									266	A Gardner-Webb	47 55
									267	A Florida A&M	59 69
									267	H Florida A&M	65 51
									279	A Col. of Charleston	46 63
									286	A Md. -East. Shore	63 72
									286	H Md. -East. Shore	53 62
									293	A Winthrop	49 63
									322	A Savannah St.	45 47
									322	H Savannah St.	65 59
									326	A Norfolk St.	55 68
									326	H Norfolk St.	50 48
									335	A Bethune-Cookman	77 56
									335	H Bethune-Cookman	68 55
LAST 10 Division I GAMES:											
			264	N Howard	74 77		335	H Bethune-Cookman	68 55		
			326	A Norfolk St.	55 68		267	H Florida A&M	65 51		
			178	A Hampton	54 63		286	A Md. -East. Shore	63 72		
			75	H Coppin St.	47 64		264	A Howard	50 85		
			211	H Morgan St.	56 75		326	H Norfolk St.	50 48		

Non-Div I Games:

South Carolina St.

Loss, Non-Conf, S Site, H Home A Away N Neutral

South Carolina St.

South Carolina St.

Average RPI Win: 170				WON-LOST RECORD		WINNING PCT. RANK		LAST 10 GAMES		STRENGTH OF SCHEDULE		OPP. STRENGTH OF SCHEDULE		TEAM RPI		ADJ. RPI		CONF. RPI		ADJ CONF. RPI							
Average RPI Loss: 46																											
DIV. I ONLY				21- 5		20		9- 1		174		84		52		49		31		31							
DIV. I NON-CONF.				10- 5		82		2- 1		69		8		47		46		28		28							
TOTALS				RPI 1-25		RPI 26-50		W-L RECORDS		RPI 51-100				RPI 100+													
21- 5				1- 2		1- 1		OVERALL		6- 3				15- 0													
10- 1				0- 1		0- 0		HOME		5- 0				7- 0													
10- 3				1- 0		0- 1		AWAY		1- 3				8- 0													
1- 1				0- 1		1- 0		NEUTRAL		0- 0				0- 0													
10- 5				1- 2		1- 1		NON-CONFERENCE		6- 3				4- 0													
7- 1				0- 1		0- 0		HOME		5- 0				2- 0													
4- 4				1- 0		0- 1		AWAY		1- 3				2- 0													
1- 1				0- 1		1- 0		NEUTRAL		0- 0				0- 0													
11- 0				0- 0		0- 0		CONFERENCE		0- 0				11- 0													
5- 0				0- 0		0- 0		HOME		0- 0				5- 0													
6- 0				0- 0		0- 0		AWAY		0- 0				6- 0													
0- 0				0- 0		0- 0		NEUTRAL		0- 0				0- 0													
RPI 1-25				RPI 26-50		Team's RPI: 49		RPI 51-100		RPI 101+																	
RPI S	Opponent			Score		RPI S	Opponent			Score		RPI S	Opponent			Score		RPI S	Opponent			Score					
13	A	Mi ddl e Tenn.			72 61		34	A	Western Ky.			61 67		57	H	I ndi ana			60 53		115	A	Kansas			53 48	
17	H	Marquette			63 80		48	N	Vi rgi ni a			62 55		61	A	Mi ssouri			62 79		119	A	Al abama			65 54	
18	N	Bayl or			53 71									67	H	Southern Cal i forni a			67 63		138	A	North Dakota St.			86 45	
														71	A	Mi nnesota			59 58		138	H	North Dakota St.			86 51	
														72	A	Arkansas St.			52 67		198	A	Utah Valley St.			79 78	
														73	A	Wyomi ng			59 70		198	H	Utah Valley St.			61 59	
														88	H	I lli noi s St.			61 48		222	A	I PFW			70 58	
														94	H	Col orado			80 58		222	H	I PFW			103 51	
														96	H	Southern Ill.			72 59		260	A	UC Davi s			78 61	
																					261	A	Tex. -Pan American			64 52	
																					261	H	Tex. -Pan American			78 55	
																					268	H	Long Beach St.			85 41	
																					314	H	San Jose St.			98 63	
																					333	A	NJIT			72 47	
																					333	H	NJIT			96 30	
						LAST 10 Division I GAMES:																					
							73	A	Wyomi ng			59 70		138	H	North Dakota St.			86 51								
							57	H	I ndi ana			60 53		198	H	Utah Valley St.			61 59								
							88	H	I lli noi s St.			61 48		261	H	Tex. -Pan American			78 55								
							333	A	NJIT			72 47		222	H	I PFW			103 51								
							222	A	I PFW			70 58		333	H	NJIT			96 30								

Non-Div I Games: Minn. Duluth 64 51 Southwest Minn. 85 51

South Dakota St.



Average RPI Win:	222	WON-LOST	WINNING	LAST 10	STRENGTH OF	OPP. STRENGTH	TEAM	ADJ.	CONF.	ADJ CONF.
Average RPI Loss:	136	RECORD	PCT. RANK	GAMES	SCHEDULE	OF SCHEDULE	RPI	RPI	RPI	RPI

DIV. I ONLY	22- 7	37	9- 1	218	231	91	93	22	22
DIV. I NON-CONF.	3- 3	151	0- 1	86	86	120	121	20	20

TOTALS	RPI 1-25	RPI 26-50	W-L RECORDS	RPI 51-100	RPI 100+
22- 7	0- 2	0- 1	OVERALL	0- 0	22- 5
13- 1	0- 0	0- 1	HOME	0- 0	13- 0
7- 6	0- 1	0- 0	AWAY	0- 0	7- 5
2- 1	0- 1	0- 0	NEUTRAL	0- 0	2- 0
3- 3	0- 2	0- 1	NON-CONFERENCE	0- 0	3- 1
2- 1	0- 0	0- 1	HOME	0- 0	2- 0
1- 2	0- 1	0- 0	AWAY	0- 0	1- 1
0- 1	0- 1	0- 0	NEUTRAL	0- 0	0- 0
19- 4	0- 0	0- 0	CONFERENCE	0- 0	19- 4
11- 0	0- 0	0- 0	HOME	0- 0	11- 0
6- 4	0- 0	0- 0	AWAY	0- 0	6- 4
2- 0	0- 0	0- 0	NEUTRAL	0- 0	2- 0

RPI 1-25				RPI 26-50				RPI 51-100				Team's RPI: 93				RPI 101+			
RPI	S	Opponent	Score	RPI	S	Opponent	Score	RPI	S	Opponent	Score	RPI	S	Opponent	Score	RPI	S	Opponent	Score
7	N	Oklahoma	60 74													123	A	Murray St.	67 61
18	A	Baylor	47 81	45	H	Florida St.	50 64									123	H	Murray St.	66 63
																123	N	Murray St.	62 60
																125	H	East Tenn. St.	73 68
																154	A	Tulsa	54 67
																199	A	Samford	66 58
																199	H	Samford	70 66
																199	N	Samford	57 51
																202	A	Tenn.-Martin	54 63
																202	H	Tenn.-Martin	58 52
																203	A	Morehead St.	58 68
																203	H	Morehead St.	84 70
																213	A	Eastern Ky.	64 62
																213	H	Eastern Ky.	73 72
																220	A	Tennessee Tech	58 59
																220	H	Tennessee Tech	77 52
																235	A	Buffalo	61 50
																238	A	Austin Peay	60 75
																238	H	Austin Peay	67 56
																238	H	Austin Peay	58 54
																259	A	Eastern Ill.	63 42
																259	H	Eastern Ill.	77 60
																277	H	Central Ark.	64 60
																301	A	Jacksonville St.	85 50
																301	H	Jacksonville St.	90 83
																318	A	Tennessee St.	67 53
																318	H	Tennessee St.	64 46
				LAST 10 Division I GAMES:															
	7	N	Oklahoma	60	74				199	A	Samford	66	58						
	123	N	Murray St.	62	60				202	H	Tenn.-Martin	58	52						
	199	N	Samford	57	51				259	A	Eastern Ill.	63	42						
	238	H	Austin Peay	58	54				213	H	Eastern Ky.	73	72						
	301	A	Jacksonville St.	85	50				203	H	Morehead St.	84	70						

LAST 10 Division I GAMES:			
7	N Okl ahoma	60	74
123	N Murray St.	62	60
199	N Samford	57	51
238	H Austin Peay	58	54
301	A Jacksonville St.	85	50
199	A Samford	66	58
202	H Tenn. -Martin	58	52
259	A Eastern Ill.	63	42
213	H Eastern Ky.	73	72
203	H Morehead St.	84	70

Non-Div I Games: Harris-Stowe 101 78 Martin Methodist 93 53 Southeast Mo. St.



Southeastern Ed.					Through Games of Sunday, March 17, 2007					
Average RPI Win: 280		WON-LOST RECORD	WINNING PCT. RANK	LAST 10 GAMES	STRENGTH OF SCHEDULE	OPP. STRENGTH OF SCHEDULE	TEAM RPI	ADJ. RPI	CONF. RPI	ADJ CONF. RPI
Average RPI Loss: 194										
DIV. I ONLY		15- 13	147	4- 6	334	294	274	276	28	28
DIV. I NON-CONF.		7- 6	137	0- 1	330	249	251	251	27	27

TOTALS	RPI 1-25	RPI 26-50	W-L RECORDS	RPI 51-100	RPI 100+
15- 13	0- 0	0- 1	OVERALL	0- 2	15- 10
8- 4	0- 0	0- 0	HOME	0- 0	8- 4
6- 8	0- 0	0- 1	AWAY	0- 2	6- 5
1- 1	0- 0	0- 0	NEUTRAL	0- 0	1- 1
7- 6	0- 0	0- 1	NON-CONFERENCE	0- 1	7- 4
4- 1	0- 0	0- 0	HOME	0- 0	4- 1
2- 5	0- 0	0- 1	AWAY	0- 1	2- 3
1- 0	0- 0	0- 0	NEUTRAL	0- 0	1- 0
8- 7	0- 0	0- 0	CONFERENCE	0- 1	8- 6
4- 3	0- 0	0- 0	HOME	0- 0	4- 3
4- 3	0- 0	0- 0	AWAY	0- 1	4- 2
0- 1	0- 0	0- 0	NEUTRAL	0- 0	0- 1

RPI	S	RPI 1-25 Opponent	Score
40	A	Mississippi	46 92

RPI	S	RPI 26-50 Opponent	Score
195	N	UTSA	52 67
285	H	Lamar	58 59
334	A	McNeese St.	53 67
315	A	Northwestern St.	53 55
277	A	Central Ark.	58 69

RPI	S	RPI 51-100 Opponent	Score
62	A	Texas-Arlington	43 51
90	A	Mississippi St.	62 69

RPI	S	RPI 101+ Opponent	Team's RPI : 276 Score
119	A	Alabama	57 60
126	N	Richmond	71 59
127	H	Stephen F. Austin	53 78
194	H	A&M-Corpus Christi	46 47
195	H	UTSA	73 64
195	N	UTSA	52 67
197	H	Jackson St.	55 66
204	A	Texas St.	68 65
265	A	New Orleans	72 68
271	H	UCF	67 49
277	A	Central Ark.	58 69
277	H	Central Ark.	55 50
285	A	Lamar	72 71
285	H	Lamar	58 59
291	A	Memphis	45 60
315	A	Northwestern St.	53 55
315	H	Northwestern St.	77 59
316	A	Sam Houston St.	63 53
317	A	Nicholls St.	82 71
317	H	Nicholls St.	77 59
323	H	Stetson	58 52
327	H	Mercer	60 42
332	A	Centenary (La.)	56 39
334	A	McNeese St.	53 67
334	H	McNeese St.	69 62

LAST 10 Division I GAMES:			
517	H	Nicholls St.	77 59
194	H	A&M-Corpus Christi	46 47
195	H	UTSA	73 64
285	A	Lamar	72 71
334	H	McNeese St.	69 62

Non-Div	Games: Belhaven	96	49	William Carey	79	64
---------	-----------------	----	----	---------------	----	----

Southeastern La.

Loss, Non-Conf, S Site, H Home A Away N Neutral

Page 253

Average RPI Win:	149	WON-LOST	WINNING	LAST 10	STRENGTH OF	OPP. STRENGTH	TEAM	ADJ.	CONF.	ADJ CONF.
Average RPI Loss:	33	RECORD	PCT. RANK	GAMES	SCHEDULE	OF SCHEDULE	RPI	RPI	RPI	RPI

DIV. I ONLY	17- 13	127	5- 5	45	37	69	67	6	6
DIV. I NON-CONF.	6- 4	114	0- 0	48	34	58	56	6	6

TOTALS	RPI 1-25	RPI 26-50	W-L RECORDS	RPI 51-100	RPI 100+
17- 13	0- 6	3- 5	OVERALL	2- 2	12- 0
11- 4	0- 2	2- 2	HOME	1- 0	8- 0
5- 8	0- 3	0- 3	AWAY	1- 2	4- 0
1- 1	0- 1	1- 0	NEUTRAL	0- 0	0- 0
6- 4	0- 1	1- 2	NON-CONFERENCE	1- 1	4- 0
5- 1	0- 0	1- 1	HOME	0- 0	4- 0
1- 3	0- 1	0- 1	AWAY	1- 1	0- 0
0- 0	0- 0	0- 0	NEUTRAL	0- 0	0- 0
11- 9	0- 5	2- 3	CONFERENCE	1- 1	8- 0
6- 3	0- 2	1- 1	HOME	1- 0	4- 0
4- 5	0- 2	0- 2	AWAY	0- 1	4- 0
1- 1	0- 1	1- 0	NEUTRAL	0- 0	0- 0

RPI S	Opponent	Score	RPI S	Opponent	Score	RPI S	Opponent	Score	RPI S	Opponent	Score
9	A Ohio St.	58 77	28	A Cal i forni a	79 86	83	A Utah	66 70	103	A UCLA	75 72
10	A Stanford	53 56	28	H Cal i forni a	53 62	94	A Col orado	76 57	103	H UCLA	62 55
10	H Stanford	46 62	30	H Notre Dame	69 58	99	A Oregon	63 73	124	A Ari zona	77 68
10	N Stanford	52 67	36	H Nebraska	65 72	99	H Oregon	79 71	124	H Ari zona	66 42
15	A Ari zona St.	54 62	42	A Washi ngton	60 76				135	H Hawai i	72 52
15	H Ari zona St.	57 68	42	H Washi ngton	78 58				163	H Houston	65 42
			42	N Washi ngton	81 77				206	H Prai rie View	78 53
			49	A South Dakota St.	63 67				218	A Oregon St.	68 65
									218	H Oregon St.	59 51
									268	H Long Beach St.	85 50
									278	A Washi ngton St.	62 56
									278	H Washi ngton St.	65 47
LAST 10 Division I GAMES:											
10	N Stanford	52 67	15	H Ari zona St.	57 68						
42	N Washi ngton	81 77	103	H UCLA	62 55						
10	A Stanford	53 56	99	A Oregon	63 73						
28	A Cal i forni a	79 86	218	A Oregon St.	68 65						
124	H Ari zona	66 42	42	H Washi ngton	78 58						

Non-Div I Games:

Southern California

Loss, 
Non-Conf, S Site, 
H Home
A Away 
N Neutral



Southern Miss.											
Average RPI Win:		215	WON-LOST RECORD		15- 15	WINNING PCT. RANK		164	LAST 10 GAMES		4- 6
Average RPI Loss:		140									
DIV. I ONLY			15- 15			164			4- 6		
DIV. I NON-CONF.			6- 7			175			0- 0		
-----											
TOTALS		RPI 1-25			RPI 26-50			W-L RECORDS		RPI 51-100	RPI 100+
15- 15		0- 0			0- 0			OVERALL		2- 6	13- 9
10- 5		0- 0			0- 0			HOME		1- 3	9- 2
4- 10		0- 0			0- 0			AWAY		1- 3	3- 7
1- 0		0- 0			0- 0			NEUTRAL		0- 0	1- 0
6- 7		0- 0			0- 0			NON-CONFERENCE		1- 2	5- 5
5- 2		0- 0			0- 0			HOME		1- 1	4- 1
0- 5		0- 0			0- 0			AWAY		0- 1	0- 4
1- 0		0- 0			0- 0			NEUTRAL		0- 0	1- 0
9- 8		0- 0			0- 0			CONFERENCE		1- 4	8- 4
5- 3		0- 0			0- 0			HOME		0- 2	5- 1
4- 5		0- 0			0- 0			AWAY		1- 2	3- 3
0- 0		0- 0			0- 0			NEUTRAL		0- 0	0- 0
-----											
RPI 1-25		RPI 26-50		RPI 51-100		RPI 101+		Team's RPI: 193			
RPI S	Opponent	Score	RPI S	Opponent	Score	RPI S	Opponent	Score	RPI S	Opponent	Score
						69	A Tulane	50 66	102	A UAB	60 55
						78	A Wisconsin	37 88	102	H UAB	72 54
						86	H Rice	44 65	107	H SMU	65 69
						89	H Ark.-Little Rock	49 70	127	H Stephen F. Austin	62 69
						90	H Mississippi St.	57 47	154	A Tulsa	52 56
						92	A UTEP	46 60	154	A Tulsa	64 73
						95	A East Caro.	65 59	162	A Marshall	83 96
						95	H East Caro.	52 68	162	H Marshall	82 44
									163	H Houston	63 51
									185	A La.-Monroe	63 64
									194	A A&M-Corpus Christi	48 63
									197	A Jackson St.	45 47
									213	H Eastern Ky.	81 76
									230	N Cal Poly	83 77
									271	A UCF	65 63
									271	H UCF	58 57
									291	A Memphis	85 59
									291	H Memphis	76 55
									301	H Jacksonville St.	81 61
									311	A Birmingham-So.	60 70
									312	H Grambling	87 64
									332	H Centenary (La.)	73 61
-----											
LAST 10 Division I GAMES:											
						154	A Tulsa	64 73	163	H Houston	63 51
						162	H Marshall	82 44	86	H Rice	44 65
						95	H East Caro.	52 68	107	H SMU	65 69
						102	A UAB	60 55	154	A Tulsa	52 56
						291	A Memphis	85 59	92	A UTEP	46 60

### Non-Div l Games:

Southern Mi ss.

Loss, Non-Conf, S Site, H Home A Away N Neutral



Southern States				Through Games of Sunday, March 11, 2007										
Average RPI Win:		246	WON-LOST RECORD		WINNING PCT. RANK	LAST 10 GAMES		STRENGTH OF SCHEDULE	OPP. STRENGTH OF SCHEDULE	TEAM RPI	ADJ. RPI	CONF. RPI	ADJ CONF. RPI	
Average RPI Loss:		205												
DIV. I ONLY			7- 20	288	3- 7			279	305	303	302	30	30	
DIV. I NON-CONF.			2- 10	301	1- 0			258	230	314	313	31	31	
-----														
TOTALS		RPI 1-25		RPI 26-50		W-L RECORDS		RPI 51-100		RPI 100+				
7- 20		0- 0		0- 0		OVERALL		0- 2		7- 18				
7- 5		0- 0		0- 0		HOME		0- 1		7- 4				
0- 14		0- 0		0- 0		AWAY		0- 1		0- 13				
0- 1		0- 0		0- 0		NEUTRAL		0- 0		0- 1				
2- 10		0- 0		0- 0		NON-CONFERENCE		0- 2		2- 8				
2- 3		0- 0		0- 0		HOME		0- 1		2- 2				
0- 7		0- 0		0- 0		AWAY		0- 1		0- 6				
0- 0		0- 0		0- 0		NEUTRAL		0- 0		0- 0				
5- 10		0- 0		0- 0		CONFERENCE		0- 0		5- 10				
5- 2		0- 0		0- 0		HOME		0- 0		5- 2				
0- 7		0- 0		0- 0		AWAY		0- 0		0- 7				
0- 1		0- 0		0- 0		NEUTRAL		0- 0		0- 1				
-----														
RPI 1-25				RPI 26-50				RPI 51-100				Team's RPI: 302		
RPI S	Opponent	Score		RPI S	Opponent	Score		RPI S	Opponent	Score		RPI S	Opponent	Score
								63 A	Oklahoma St.	37	92	104 A	Northern Ari z.	44 63
								98 H	San Di ego	50	61	140 A	Oakl and	36 83
												140 H	Oakl and	52 65
												156 H	UNLV	56 52
												165 H	San Di ego St.	52 55
												172 A	Val parai so	47 65
												172 H	Val parai so	56 49
												172 N	Val parai so	45 60
												176 A	Oral Roberts	52 60
												176 H	Oral Roberts	58 45
												198 A	Utah Valley St.	63 74
												216 A	New Mexico St.	57 59
												218 A	Oregon St.	38 60
												246 A	IUPUI	44 56
												246 H	IUPUI	37 51
												248 A	Portland St.	48 77
												258 A	Portland	52 64
												292 H	Chi cago St.	51 42
												295 A	UMKC	48 64
												295 H	UMKC	57 48
												300 A	Western Ill.	34 46
												300 H	Western Ill.	50 46
												313 H	Paci fi c	60 62
												332 A	Centenary (La.)	67 72
												332 H	Centenary (La.)	63 53
-----														
LAST 10 Div						sion I GAMES:								
						172 N	Val parai so	45	60	332 A	Centenary (La.)	67	72	
						172 A	Val parai so	47	65	176 A	Oral Roberts	52	60	
						300 A	Western Ill.	34	46	295 H	UMKC	57	48	
						246 H	IUPUI	37	51	292 H	Chi cago St.	51	42	
						140 H	Oakl and	52	65	300 H	Western Ill.	50	46	

Non-Div I	Games: Western St.	62	54	Southern Va.	67	59
-----------	--------------------	----	----	--------------	----	----

Southern Utah

Loss, Non-Conf, S Site, H Home A Away N Neutral

Page 258

Southern Utah

St. Bonaventure				Through Games Of Sunday, March 11, 2007							
Average RPI Win:	240	WON-LOST RECORD	WINNING PCT. RANK	LAST 10 GAMES	STRENGTH OF SCHEDULE	OPP. STRENGTH OF SCHEDULE	TEAM RPI	ADJ. RPI	CONF. RPI	ADJ CONF. RPI	
Average RPI Loss:	110										
DIV. I ONLY	16- 15	160	4- 6	233	154	171	174	10	10		
DIV. I NON-CONF.	10- 5	82	0- 0	278	237	160	161	8	8		
-----											
TOTALS	RPI 1-25		RPI 26-50	W-L RECORDS		RPI 51-100		RPI 100+			
16- 15	0- 3		0- 3	OVERALL		0- 1		16- 8			
5- 6	0- 2		0- 1	HOME		0- 0		5- 3			
7- 7	0- 1		0- 1	AWAY		0- 1		7- 4			
4- 2	0- 0		0- 1	NEUTRAL		0- 0		4- 1			
10- 5	0- 2		0- 0	NON-CONFERENCE		0- 0		10- 3			
2- 2	0- 2		0- 0	HOME		0- 0		2- 0			
5- 2	0- 0		0- 0	AWAY		0- 0		5- 2			
3- 1	0- 0		0- 0	NEUTRAL		0- 0		3- 1			
6- 10	0- 1		0- 3	CONFERENCE		0- 1		6- 5			
3- 4	0- 0		0- 1	HOME		0- 0		3- 3			
2- 5	0- 1		0- 1	AWAY		0- 1		2- 2			
1- 1	0- 0		0- 1	NEUTRAL		0- 0		1- 0			
-----											
RPI 1-25				RPI 26-50		RPI 51-100		RPI 101+ Team's RPI: 174			
RPI S	Opponent	Score		RPI S	Opponent	Score		RPI S	Opponent	Score	
16	A George Washi ngton	41	75	27	A Xavi er	55	78	74	A St. Joseph' s	67	76
21	H Bowl ing Green	46	71	31	H Temple	55	73				
24	H Pi ttsburgh	62	75	31	N Temple	60	84				

### Non-Div I Games:

St. Bonaventure

Loss, Non-Conf, S Site, H Home A Away N Neutral

Average RPI Win:		261	WON-LOST	WINNING	LAST 10	STRENGTH OF	OPP. STRENGTH	TEAM	ADJ.	CONF.	ADJ CONF.
Average RPI Loss:		173	RECORD	PCT. RANK	GAMES	SCHEDULE	OF SCHEDULE	RPI	RPI	RPI	RPI
DIV. I ONLY	13- 18	207	5- 5	238	297	236	241	20	20		
DIV. I NON-CONF.	5- 6	185	0- 0	212	322	219	218	23	24		
TOTALS	RPI 1-25	RPI 26-50	W-L RECORDS	RPI 51-100	RPI 100+						
13- 18	0- 0	0- 1	OVERALL	0- 2	13- 15						
6- 8	0- 0	0- 0	HOME	0- 0	6- 8						
7- 9	0- 0	0- 1	AWAY	0- 2	7- 6						
0- 1	0- 0	0- 0	NEUTRAL	0- 0	0- 1						
5- 6	0- 0	0- 1	NON-CONFERENCE	0- 0	5- 5						
3- 2	0- 0	0- 0	HOME	0- 0	3- 2						
2- 3	0- 0	0- 1	AWAY	0- 0	2- 2						
0- 1	0- 0	0- 0	NEUTRAL	0- 0	0- 1						
8- 12	0- 0	0- 0	CONFERENCE	0- 2	8- 10						
3- 6	0- 0	0- 0	HOME	0- 0	3- 6						
5- 6	0- 0	0- 0	AWAY	0- 2	5- 4						
0- 0	0- 0	0- 0	NEUTRAL	0- 0	0- 0						
RPI S	RPI 1-25	RPI 26-50	RPI 51-100	RPI 101+	Team's RPI: 241						
Opponent	Score	Opponent	Score	Opponent	Score						
32 A	South Fla.	61 94	80 A	Robert Morris	70 77	118 H	Sacred Heart	58 61			
			80 A	Robert Morris	68 77	127 N	Stephen F. Austin	53 64			
						143 A	Long Island	54 59			
						143 A	Long Island	61 51			
						143 H	Long Island	56 63			
						147 H	Iona	54 70			
						153 H	Army	43 57			
						155 A	Quinnipiac	63 60			
						155 H	Quinnipiac	78 67			
						159 A	Providence	46 72			
						210 A	Monmouth	47 65			
						210 H	Monmouth	63 69			
						221 H	Fairfield	64 60			
						223 A	Mt. St. Mary's	61 74			
						223 H	Mt. St. Mary's	52 62			
						253 A	Fairleigh Dickinson	51 54			
						253 H	Fairleigh Dickinson	52 61			
						269 A	Princeton	54 53			
						280 A	Central Conn. St.	68 59			
						280 H	Central Conn. St.	59 61			
						281 A	St. Francis (Pa.)	80 70			
						281 H	St. Francis (Pa.)	69 64			
						286 A	Md.-East. Shore	62 65			
						290 H	Columbia	66 58			
						321 H	Lafayette	61 48			
						331 A	Wagner	52 44			
						331 H	Wagner	61 47			
						333 A	NJIT	59 36			
LAST 10 Division I GAMES:						200 A	Robert Morris	68 77	223 H	Mt. St. Mary's	52 62
						143 A	Long Island	61 51	253 A	Fairleigh Dickinson	51 54
						280 A	Central Conn. St.	68 59	155 H	Quinnipiac	78 67
						331 H	Wagner	61 47	210 A	Monmouth	47 65
						281 A	St. Francis (Pa.)	80 70			

St. Francis (N. Y.)

St. Francis (N. Y.)

Non-Div I Games:

St. Francis (N. Y.)

Loss, 
Non-Conf, S Site, 
H Home
A Away 
N Neutral



St. Francis (Pa.)				Through Games Of Sunday, March 11, 2007						
Average RPI Win:	222	WON-LOST RECORD	WINNING PCT. RANK	LAST 10 GAMES	STRENGTH OF SCHEDULE	OPP. STRENGTH OF SCHEDULE	TEAM RPI	ADJ. RPI	CONF. RPI	ADJ CONF. RPI
Average RPI Loss:	174									
DIV. I ONLY		7- 22	298	2- 8	199	231	283	281	20	20
DIV. I NON-CONF.		3- 8	269	0- 0	215	136	264	262	23	24
<hr/>										
TOTALS		RPI 1-25		RPI 26-50	W-L RECORDS		RPI 51-100		RPI 100+	
7- 22		0- 0		0- 1	OVERALL		1- 2		6- 19	
6- 7		0- 0		0- 0	HOME		1- 1		5- 6	
1- 15		0- 0		0- 1	AWAY		0- 1		1- 13	
0- 0		0- 0		0- 0	NEUTRAL		0- 0		0- 0	
3- 8		0- 0		0- 1	NON-CONFERENCE		1- 0		2- 7	
3- 1		0- 0		0- 0	HOME		1- 0		2- 1	
0- 7		0- 0		0- 1	AWAY		0- 0		0- 6	
0- 0		0- 0		0- 0	NEUTRAL		0- 0		0- 0	
4- 14		0- 0		0- 0	CONFERENCE		0- 2		4- 12	
3- 6		0- 0		0- 0	HOME		0- 1		3- 5	
1- 8		0- 0		0- 0	AWAY		0- 1		1- 7	
0- 0		0- 0		0- 0	NEUTRAL		0- 0		0- 0	
<hr/>										
RPI 1-25		RPI 26-50		RPI 51-100		RPI 101+		Team's RPI: 281		
RPI S	Opponent	Score	RPI S	Opponent	Score	RPI S	Opponent	Score	RPI S	Opponent
39	A West Virginia	60 98	68	H Penn St.	74 69	101	A Charlotte	72 82	101	A Charlotte
			80	A Robert Morris	50 87	106	A Cincinnati	51 83	106	A Cincinnati
			80	H Robert Morris	70 78	113	A Kent St.	52 85	113	A Kent St.
						118	A Sacred Heart	61 85	118	A Sacred Heart
						118	H Sacred Heart	69 63	118	H Sacred Heart
						143	A Long Island	52 80	143	A Long Island
						143	H Long Island	58 67	143	H Long Island
						148	H Loyola (Md.)	64 81	148	H Loyola (Md.)
						155	A Quinnipiac	69 89	155	A Quinnipiac
						155	H Quinnipiac	70 69	155	H Quinnipiac
						209	A Dayton	66 87	209	A Dayton
						210	A Monmouth	71 76	210	A Monmouth
						210	H Monmouth	59 77	210	H Monmouth
						223	A Mt. St. Mary's	68 75	223	A Mt. St. Mary's
						223	H Mt. St. Mary's	63 65	223	H Mt. St. Mary's
						241	A St. Francis (N.Y.)	64 69	241	A St. Francis (N.Y.)
						241	H St. Francis (N.Y.)	70 80	241	H St. Francis (N.Y.)
						250	A Akron	54 71	250	A Akron
						253	A Fairleigh Dickinson	56 64	253	A Fairleigh Dickinson
						256	A Duquesne	57 58	256	A Duquesne
						263	H Navy	64 56	263	H Navy
						280	H Central Conn. St.	79 83	280	H Central Conn. St.
						286	H Md.-East. Shore	63 59	286	H Md.-East. Shore
						331	A Wagner	67 62	331	A Wagner
						331	H Wagner	79 68	331	H Wagner
<hr/>										
LAST 10 Division I GAMES:										
331	A Wagner	67 62	210	H Monmouth	59 77	331	H Wagner	79 68		
143	H Long Island	58 67	80	A Robert Morris	50 87					
241	H St. Francis (N.Y.)	70 80	210	A Monmouth	71 76					
331	H Wagner	79 68	241	A St. Francis (N.Y.)	64 69					
223	A Mt. St. Mary's	68 75	80	H Robert Morris	70 78					

St. Francis (Pa.)

S t . F r a n c i s ( P a . )

### Non-Div I Games:

St. Francis (Pa.)

Loss, Non-Conf, S Site, H Home A Away N Neutral

Average RPI Win:		155	WON-LOST	WINNING	LAST 10	STRENGTH OF	OPP. STRENGTH	TEAM	ADJ.	CONF.	ADJ CONF.
Average RPI Loss:		86	RECORD	PCT. RANK	GAMES	SCHEDULE	OF SCHEDULE	RPI	RPI	RPI	RPI
DIV. I ONLY	8- 20	274	2- 8	28	72	153	146	5	5		
DIV. I NON-CONF.	4- 7	233	0- 0	81	255	179	178	5	5		
<hr/>											
TOTALS	RPI 1-25		RPI 26-50		W-L RECORDS		RPI 51-100			RPI 100+	
8- 20	1- 5		0- 6		OVERALL		2- 1			5- 8	
4- 9	0- 3		0- 1		HOME		1- 0			3- 5	
3- 8	1- 1		0- 4		AWAY		1- 1			1- 2	
1- 3	0- 1		0- 1		NEUTRAL		0- 0			1- 1	
4- 7	0- 1		0- 1		NON-CONFERENCE		1- 0			3- 5	
2- 3	0- 0		0- 1		HOME		0- 0			2- 2	
1- 2	0- 0		0- 0		AWAY		1- 0			0- 2	
1- 2	0- 1		0- 0		NEUTRAL		0- 0			1- 1	
4- 13	1- 4		0- 5		CONFERENCE		1- 1			2- 3	
2- 6	0- 3		0- 0		HOME		1- 0			1- 3	
2- 6	1- 1		0- 4		AWAY		0- 1			1- 0	
0- 1	0- 0		0- 1		NEUTRAL		0- 0			0- 0	
<hr/>											
RPI 1-25				RPI 26-50				RPI 51-100			
RPI S	Opponent	Score		RPI S	Opponent	Score		RPI S	Opponent	Score	
3	H Connecticut	63	84	30	A Notre Dame	65	83	60	H DePaul	78	61
5	N North Carolina	43	87	32	A South Fla.	61	74	66	A Seton Hall	54	59
12	H Rutgers	53	67	37	A Louisville	62	91	84	A Stony Brook	85	74
17	A Marquette	58	69	37	N Louisville	54	68				
17	H Marquette	60	69	39	A West Virginia	42	66				
24	A Pittsburgh	76	69	47	H Hartford	46	58				
<hr/>											
Team's RPI: 146											
RPI S	Opponent	Score		RPI S	Opponent	Score		RPI S	Opponent	Score	
106	H Cincinnati	72	66								
136	N Clemson	88	95								
142	A Villanova	59	49								
147	H Iona	56	66								
149	H Georgetown	45	53								
153	H Army	45	57								
157	A Boston U.	64	83								
159	H Providence	77	93								
210	H Monmouth	54	46								
219	H Syracuse	59	61								
249	A Niagara	46	63								
299	N Brown	73	49								
317	H Nicholas St.	63	50								
<hr/>											
LAST 10 Division I GAMES:											
37	N Louisville	54	68	17	A Marquette	58	69				
17	H Marquette	60	69	159	H Providence	77	93				
66	A Seton Hall	54	59	39	A West Virginia	42	66				
37	A Louisville	62	91	32	A South Fla.	61	74				
106	H Cincinnati	72	66	60	H DePaul	78	61				

St. John's (N.Y.)

Non-Div I Games:

St. John's (N.Y.)

■ Loss, 
 ■ Non-Conf, S Site, 
 ■ Home 
 ■ Away 
 N Neutral

Average RPI Win:

169

Average RPI Loss:

66

WON-LOST  
RECORDWINNING  
PCT. RANKLAST 10  
GAMESSTRENGTH OF  
SCHEDULEOPP. STRENGTH  
OF SCHEDULETEAM  
RPIADJ.  
RPICONF.  
RPIADJ CONF.  
RPI

DIV. I ONLY

19- 13

110

6- 4

63

86

76

74

10

10

DIV. I NON-CONF.

8- 6

122

0- 1

77

53

83

82

8

8

TOTALS

RPI 1-25

RPI 26-50

W-L RECORDS

RPI 51-100

RPI 100+

19- 13

1- 2

1- 6

OVERALL

0- 3

17- 3

10- 5

0- 0

0- 4

HOME

0- 1

10- 1

6- 7

0- 2

1- 2

AWAY

0- 1

5- 2

3- 1

1- 0

0- 0

NEUTRAL

0- 1

2- 0

8- 6

0- 1

1- 2

NON-CONFERENCE

0- 3

7- 1

6- 3

0- 0

0- 2

HOME

0- 1

6- 0

2- 3

0- 1

1- 0

AWAY

0- 1

1- 1

0- 1

0- 0

0- 0

NEUTRAL

0- 1

0- 0

11- 7

1- 1

0- 4

CONFERENCE

0- 0

10- 2

4- 3

0- 0

0- 2

HOME

0- 0

4- 1

4- 4

0- 1

0- 2

AWAY

0- 0

4- 1

3- 0

1- 0

0- 0

NEUTRAL

0- 0

2- 0

RPI 1-25

RPI 26-50

RPI 51-100

Team's RPI: 74

RPI 101+

RPI	S	Opponent	Score
16	A	George Washington	60 87
16	N	George Washington	57 55
22	A	North Carolina St.	57 78

RPI	S	Opponent	Score
27	A	Xavier	59 65
27	H	Xavier	72 85
31	A	Temple	53 59
31	H	Temple	71 78
32	H	South Fla.	76 80
35	A	Chattanooga	65 61
47	H	Hartford	52 62

RPI	S	Opponent	Score
70	N	Western Caro.	51 69
75	H	Coppin St.	52 67
76	A	Illinois	56 69

RPI	S	Opponent	Score
101	H	Charlotte	67 59
101	N	Charlotte	76 64
105	H	Boston College	58 54
126	H	Richmond	57 64
128	H	Bucknell	63 56
131	A	VCU	59 60
134	H	Massachusetts	72 65
137	H	La Salle	71 60
142	H	Villanova	56 48
168	H	Maine	69 49
174	H	St. Bonaventure	76 67
183	A	St. Louis	70 68
209	A	Dayton	77 78
237	H	Penn	62 51
245	A	Rhode Island	73 70
245	N	Rhode Island	68 52
252	H	Northeastern	83 59
256	A	Duquesne	75 65
269	A	Pri nceton	81 69
275	A	Fordham	72 43

LAST 10 Division I GAMES:

75	H	Coppin St.	52 67	256	A	Duquesne	75 65
27	A	Xavier	59 65	16	A	George Washington	60 87
16	N	George Washington	57 55	209	A	Dayton	77 78
101	N	Charlotte	76 64	174	H	St. Bonaventure	76 67
245	N	Rhode Island	68 52	101	H	Charlotte	67 59

Non-Div I Games:

St. Joseph's

Loss, 
 Non-Conf, S Site, 
 H Home
A Away 
 N Neutral

Average RPI Win:	225	WON-LOST	WINNING	LAST 10	STRENGTH OF	OPP. STRENGTH	TEAM	ADJ.	CONF.	ADJ CONF.
Average RPI Loss:	100	RECORD	PCT. RANK	GAMES	SCHEDULE	OF SCHEDULE	RPI	RPI	RPI	RPI

DIV. I ONLY	13- 17	198	5- 5	155	122	179	183	10	10
DIV. I NON-CONF.	8- 6	122	0- 0	213	210	161	160	8	8

TOTALS	RPI 1-25	RPI 26-50	W-L RECORDS	RPI 51-100	RPI 100+
13- 17	0- 2	0- 4	OVERALL	1- 3	12- 8
7- 7	0- 1	0- 1	HOME	0- 3	7- 2
5- 8	0- 0	0- 3	AWAY	1- 0	4- 5
1- 2	0- 1	0- 0	NEUTRAL	0- 0	1- 1
8- 6	0- 1	0- 1	NON-CONFERENCE	1- 2	7- 2
5- 2	0- 0	0- 0	HOME	0- 2	5- 0
3- 2	0- 0	0- 1	AWAY	1- 0	2- 1
0- 2	0- 1	0- 0	NEUTRAL	0- 0	0- 1
5- 11	0- 1	0- 3	CONFERENCE	0- 1	5- 6
2- 5	0- 1	0- 1	HOME	0- 1	2- 2
2- 6	0- 0	0- 2	AWAY	0- 0	2- 4
1- 0	0- 0	0- 0	NEUTRAL	0- 0	1- 0

RPI 1-25				RPI 26-50				RPI 51-100				RPI 101+				Team's RPI: 183	
RPI	S	Opponent	Score	RPI	S	Opponent	Score	RPI	S	Opponent	Score	RPI	S	Opponent	Score		
16	H	George Washi ngton	47 64	27	A	Xavi er	63 64	74	H	St. Joseph' s	68 70	101	A	Charlotte	49 74		
25	N	Iowa St.	48 76	27	H	Xavi er	61 85	76	H	Ill i noi s	75 84	101	H	Charlotte	65 77		
				31	A	Templ e	64 74	82	H	Arkansas	59 66	126	A	Ri chmond	78 70		
				42	A	Washi ngton	69 96	96	A	Southern Ill.	80 73	126	N	Ri chmond	69 61		
												134	A	Massachusetts	47 67		
												137	A	La Salle	66 75		
												174	H	St. Bonaventure	92 86		
												179	A	Weber St.	75 77		
												182	N	Mi ami (Ohi o)	83 85		
												202	H	Tenn. -Martin	66 65		
												209	H	Dayton	67 74		
												232	A	Utah St.	60 57		
												245	A	Rhode Isl and	72 67		
												250	H	Akron	85 58		
												256	A	Duquesne	70 78		
												275	H	Fordham	90 70		
												292	H	Chi cago St.	83 63		
												295	H	UMKC	72 59		
												300	A	Western Ill.	84 58		
												318	H	Tennessee St.	96 59		
LAST 10 Div si on I GAMES:																	
27	A	Xavi er	63 64	31	A	Templ e	64 74										
126	N	Ri chmond	69 61	275	H	Fordham	90 70										
137	A	La Salle	66 75	174	H	St. Bonaventure	92 86										
126	A	Ri chmond	78 70	101	H	Charlotte	65 77										
16	H	George Washi ngton	47 64	245	A	Rhode Isl and	72 67										

Non-Di v I Games:

St. Louis

Loss, Non-Conf, S Site, H Home A Away N Neutral

St. Louis

St. Louis

Average RPI Win:	201	WON-LOST	WINNING	LAST 10	STRENGTH OF	OPP. STRENGTH	TEAM	ADJ.	CONF.	ADJ CONF.
Average RPI Loss:	129	RECORD	PCT. RANK	GAMES	SCHEDULE	OF SCHEDULE	RPI	RPI	RPI	RPI

DIV. I ONLY	14- 14	164	6- 4	236	128	183	188	12	12
DIV. I NON-CONF.	6- 7	175	0- 0	281	185	231	233	12	12

TOTALS	RPI 1-25	RPI 26-50	W-L RECORDS	RPI 51-100	RPI 100+
14- 14	0- 0	0- 3	OVERALL	2- 4	12- 7
7- 7	0- 0	0- 1	HOME	0- 3	7- 3
6- 6	0- 0	0- 2	AWAY	2- 1	4- 3
1- 1	0- 0	0- 0	NEUTRAL	0- 0	1- 1
6- 7	0- 0	0- 1	NON-CONFERENCE	0- 2	6- 4
4- 3	0- 0	0- 0	HOME	0- 1	4- 2
1- 4	0- 0	0- 1	AWAY	0- 1	1- 2
1- 0	0- 0	0- 0	NEUTRAL	0- 0	1- 0
8- 7	0- 0	0- 2	CONFERENCE	2- 2	6- 3
3- 4	0- 0	0- 1	HOME	0- 2	3- 1
5- 2	0- 0	0- 1	AWAY	2- 0	3- 1
0- 1	0- 0	0- 0	NEUTRAL	0- 0	0- 1

RPI 1-25				RPI 26-50				RPI 51-100				RPI 101+ Team's RPI: 188			
RPI	S	Opponent	Score	RPI	S	Opponent	Score	RPI	S	Opponent	Score	RPI	S	Opponent	Score
28	A	Cal i forni a	56 71	61	H	Mi ssouri	64 79	132	A	Pepperdi ne	73 76				
46	A	Gonzaga	49 85	91	A	Loyol a Marymount	64 59	132	H	Pepperdi ne	70 64				
46	H	Gonzaga	68 78	91	H	Loyol a Marymount	61 76	132	N	Pepperdi ne	67 71				
				98	A	San Di ego	51 47	144	H	Mi ami (Fl a.)	69 68				
				98	H	San Di ego	53 85	165	A	San Di ego St.	57 62				
				99	A	Oregon	53 79	171	A	Santa Clara	76 61				
								171	H	Santa Clara	71 84				
								184	H	Tol edo	95 73				
								194	A	A&M-Corpus Christi	79 96				
								207	A	San Franci sco	61 51				
								207	H	San Franci sco	84 77				
								214	H	Cal St. Northrid ge	100 91				
								230	N	Cal Poly	77 64				
								232	H	Utah St.	61 67				
								258	A	Portl and	74 52				
								258	H	Portl and	72 66				
								287	H	Eastern Wash.	74 66				
								313	H	Paci fi c	67 75				
								328	A	Sacramento St.	71 59				
LAST 10 Division I GAMES:															
132	N	Pepperdi ne	67 71	258	H	Portl and	72 66								
91	H	Loyol a Marymount	61 76	46	H	Gonzaga	68 78								
132	H	Pepperdi ne	70 64	171	A	Santa Clara	76 61								
98	A	San Di ego	51 47	132	A	Pepperdi ne	73 76								
207	A	San Franci sco	61 51	91	A	Loyol a Marymount	64 59								

Average RPI Win:		249	WON-LOST	WINNING	LAST 10	STRENGTH OF	OPP. STRENGTH	TEAM	ADJ.	CONF.	ADJ CONF.
Average RPI Loss:		155	RECORD	PCT. RANK	GAMES	SCHEDULE	OF SCHEDULE	RPI	RPI	RPI	RPI
DIV. I ONLY	12- 18	219	3- 7	215	248	230	227	19	19		
DIV. I NON-CONF.	4- 6	214	0- 1	128	248	196	195	21	21		
TOTALS	RPI 1-25	RPI 26-50	W-L RECORDS	RPI 51-100	RPI 100+						
12- 18	0- 0	0- 1	OVERALL	0- 3	12- 14						
7- 8	0- 0	0- 1	HOME	0- 2	7- 5						
4- 9	0- 0	0- 0	AWAY	0- 1	4- 8						
1- 1	0- 0	0- 0	NEUTRAL	0- 0	1- 1						
4- 6	0- 0	0- 1	NON-CONFERENCE	0- 1	4- 4						
2- 4	0- 0	0- 1	HOME	0- 1	2- 2						
2- 2	0- 0	0- 0	AWAY	0- 0	2- 2						
0- 0	0- 0	0- 0	NEUTRAL	0- 0	0- 0						
8- 12	0- 0	0- 0	CONFERENCE	0- 2	8- 10						
5- 4	0- 0	0- 0	HOME	0- 1	5- 3						
2- 7	0- 0	0- 0	AWAY	0- 1	2- 6						
1- 1	0- 0	0- 0	NEUTRAL	0- 0	1- 1						
RPI S	RPI 1-25	Score	RPI S	RPI 26-50	Score	RPI S	RPI 51-100	Score	RPI S	RPI 101+	Team's RPI: 227
	Opponent			Opponent			Opponent			Opponent	Score
			41	H Ball St.	65 75	53	A Mari st	34 73	118	H Sacred Heart	50 68
						53	H Mari st	58 69	143	A Long Isl and	76 73
						66	H Seton Hal l	56 59	147	A lona	47 65
									147	H lona	52 47
									147	N lona	54 63
									148	A Loyol a (Md.)	61 72
									148	H Loyol a (Md.)	53 74
									154	H Tul sa	38 51
									159	A Provi dence	68 83
									210	A Monmouth	61 62
									215	A Cani si us	70 90
									215	H Cani si us	61 71
									219	H Syracuse	58 52
									221	A Fai rfi el d	70 78
									221	H Fai rfi el d	54 57
									226	H Hol y Cross	67 55
									231	A Si ena	60 66
									231	H Si ena	51 49
									239	A Manhattan	50 72
									239	H Manhattan	75 53
									249	A Ni agara	64 51
									249	H Ni agara	56 52
									319	A Ri der	71 56
									319	H Ri der	71 51
									319	N Ri der	74 53
									333	A NJIT	67 61
LAST 10 Div sion I GAMES:											
			147	N lona	54 63	249	A Ni agara	64 51			
			319	N Ri der	74 53	66	H Seton Hal l	56 59			
			148	H Loyol a (Md.)	53 74	239	A Manhattan	50 72			
			221	H Fai rfi el d	54 57	148	A Loyol a (Md.)	61 72			
			215	A Cani si us	70 90	147	H lona	52 47			

St. Peter's

Non-Div I Games:

St. Peter's

Loss, 
Non-Conf, S Site, 
H Home
A Away 
N Neutral

Average RPI Win: 105				WON-LOST RECORD		WINNING PCT. RANK		LAST 10 GAMES		STRENGTH OF SCHEDULE		OPP. STRENGTH OF SCHEDULE		TEAM RPI		ADJ. RPI		CONF. RPI		ADJ CONF. RPI		
Average RPI Loss: 25																						
DIV. I ONLY				28- 4		11		9- 1		34		13		10		10		6		6		
DIV. I NON-CONF.				8- 3		63		1- 1		13		5		16		16		6		6		
TOTALS				RPI 1-25		RPI 26-50		W-L RECORDS		RPI 51-100		RPI 100+										
28- 4				3- 2		3- 3		OVERALL		10- 0		13- 0										
14- 2				1- 0		1- 3		HOME		7- 0		6- 0										
11- 2				1- 2		2- 0		AWAY		2- 0		6- 0										
3- 0				1- 0		0- 0		NEUTRAL		1- 0		1- 0										
8- 3				0- 2		0- 2		NON-CONFERENCE		5- 0		4- 0										
7- 2				0- 0		0- 2		HOME		5- 0		2- 0										
2- 2				0- 2		0- 0		AWAY		0- 0		2- 0										
0- 0				0- 0		0- 0		NEUTRAL		0- 0		0- 0										
20- 1				3- 0		3- 1		CONFERENCE		5- 0		9- 0										
8- 1				1- 0		1- 1		HOME		2- 0		4- 0										
9- 0				1- 0		2- 0		AWAY		2- 0		4- 0										
3- 0				1- 0		0- 0		NEUTRAL		1- 0		1- 0										
RPI 1-25				Team's RPI: 10		RPI 26-50				RPI 51-100				RPI 101+								
RPI	S	Opponent	Score		RPI	S	Opponent	Score		RPI	S	Opponent	Score		RPI	S	Opponent	Score				
1	A	Tennessee	60	77	28	A	Cal i forni a	69	44	56	H	Texas Tech	73	49	103	A	UCLA	68	59			
11	A	Georgi a	69	74	28	H	Cal i forni a	57	72	61	H	Missouri	75	60	103	H	UCLA	65	54			
15	A	Ari zona St.	73	65	38	H	Bri gham Young	52	55	65	H	South Carolina	69	54	110	A	UC Santa Barb.	84	59			
15	H	Ari zona St.	77	71	42	A	Washi ngton	77	56	67	A	Southern	62	46	121	A	Fresno St.	80	52			
15	N	Ari zona St.	62	55	42	H	Washi ngton	80	54	67	H	Cal i forni a	56	53	124	A	Ari zona	86	76			
					45	H	Fl ori da St.	61	68	67	N	Southern	67	52	124	H	Ari zona	86	58			
										67	N	Cal i forni a			124	N	Ari zona	65	55			
										67	N	Cal i forni a			152	H	Idaho St.	96	58			
										83	H	Utah	74	47	171	H	Santa Clara	88	56			
										91	H	Loyol a Marymount	88	61	218	A	Oregon St.	70	55			
										99	A	Oregon	74	56	218	H	Oregon St.	69	55			
										99	H	Oregon	70	48	278	A	Washi ngton St.	63	55			
															278	H	Washi ngton St.	60	34			
LAST 10 Division I GAMES:																						
					45	H	Fl ori da St.	61	68	67	H	Southern	Cal i forni a	56	53							
					152	H	Idaho St.	96	58	103	H	UCLA		65	54							
					15	N	Ari zona St.	62	55	99	A	Oregon		74	56							
					67	N	Southern	Cal i forni a	67	52	218	A	Oregon St.		70	55						
					124	N	Ari zona		65	55	42	H	Washi ngton		80	54						

Non-Di v I Games:

Stanford

Average RPI Win: 243		WON-LOST	WINNING	LAST 10	STRENGTH OF	OPP. STRENGTH	TEAM	ADJ.	CONF.	ADJ CONF.
Average RPI Loss: 120		RECORD	PCT. RANK	GAMES	SCHEDULE	OF SCHEDULE	RPI	RPI	RPI	RPI
DIV. I ONLY	21- 11	75	6- 4	208	273	126	127	28	28	
DIV. I NON-CONF.	9- 5	95	0- 1	119	269	103	108	27	27	
TOTALS	RPI 1-25	RPI 26-50	W-L RECORDS	RPI 51-100	RPI 100+					
21- 11	0- 0	0- 0	OVERALL	0- 7	21- 5					
9- 4	0- 0	0- 0	HOME	0- 1	9- 3					
9- 4	0- 0	0- 0	AWAY	0- 4	9- 1					
3- 3	0- 0	0- 0	NEUTRAL	0- 2	3- 1					
9- 5	0- 0	0- 0	NON-CONFERENCE	0- 4	9- 2					
5- 1	0- 0	0- 0	HOME	0- 0	5- 1					
3- 3	0- 0	0- 0	AWAY	0- 3	3- 0					
1- 2	0- 0	0- 0	NEUTRAL	0- 1	1- 1					
12- 6	0- 0	0- 0	CONFERENCE	0- 3	12- 3					
4- 3	0- 0	0- 0	HOME	0- 1	4- 2					
6- 2	0- 0	0- 0	AWAY	0- 1	6- 1					
2- 1	0- 0	0- 0	NEUTRAL	0- 1	2- 0					
RPI S	RPI 1-25 Opponent Score	RPI S	RPI 26-50 Opponent Score	RPI S	RPI 51-100 Opponent Score	RPI S	RPI 101+ Opponent Score	Team's RPI: 127		
				62 A Texas-Arlington	56 57	107 H SMU	75 84			
				62 H Texas-Arlington	41 58	130 H Louisiana Tech	65 55			
				62 N Texas-Arlington	47 68	134 N Massachusetts	63 71			
				69 A Tulane	52 75	154 H Tulsa	66 55			
				82 N Arkansas	54 75	175 H North Texas	75 68			
				89 A Ark.-Little Rock	66 68	193 A Southern Miss.	69 62			
				96 A Southern Ill.	50 58	194 A A&M-Corpus Christi	76 65			
						194 H A&M-Corpus Christi	83 46			
						194 N A&M-Corpus Christi	86 77			
						195 A UTSA	44 59			
						195 H UTSA	55 61			
						197 A Jackson St.	62 60			
						204 A Texas St.	73 70			
						204 H Texas St.	63 47			
						241 N St. Francis (N.Y.)	64 53			
						257 A Alcorn St.	73 59			
						276 A Southeastern La.	78 53			
						277 H Central Ark.	64 54			
						285 H Lamar	71 81			
						285 N Lamar	73 65			
						315 A Northwestern St.	62 59			
						316 A Sam Houston St.	96 66			
						316 H Sam Houston St.	82 71			
						317 A Nicholls St.	58 52			
						332 H Centenary (La.)	85 48			
						334 H McNeese St.	76 63			
			LAST 10 Division I GAMES:							
			96 A Southern Ill.	50 58	194 H A&M-Corpus Christi	83 46				
			62 N Texas-Arlington	47 68	62 H Texas-Arlington	41 58				
			194 N A&M-Corpus Christi	86 77	204 A Texas St.	73 70				
			285 N Lamar	73 65	316 H Sam Houston St.	82 71				
			195 A UTSA	44 59	315 A Northwestern St.	62 59				

Stephen F. Austin

Non-Div I Games:

Stephen F. Austin

■ Loss, 
 ■ Non-Conf, S Site, 
 ■ Home 
 ■ Away 
 N Neutral



Season: 2007				Through Games Of Sunday, March 11, 2007						
Average RPI Win: 302		WON-LOST RECORD	WINNING PCT. RANK	LAST 10 GAMES	STRENGTH OF SCHEDULE	OPP. STRENGTH OF SCHEDULE	TEAM RPI	ADJ. RPI	CONF. RPI	ADJ CONF. RPI
DIV. I ONLY		5- 25	319	1- 9	255	321	323	323	29	29
DIV. I NON-CONF.		2- 13	313	1- 1	241	314	318	320	30	30
TOTALS		RPI 1-25	RPI 26-50	W-L RECORDS	RPI 51-100	RPI 100+				
5- 25		0- 0	0- 2	OVERALL	0- 3	5- 20				
4- 9		0- 0	0- 0	HOME	0- 2	4- 7				
1- 15		0- 0	0- 2	AWAY	0- 1	1- 12				
0- 1		0- 0	0- 0	NEUTRAL	0- 0	0- 1				
2- 13		0- 0	0- 2	NON-CONFERENCE	0- 1	2- 10				
2- 4		0- 0	0- 0	HOME	0- 1	2- 3				
0- 9		0- 0	0- 2	AWAY	0- 0	0- 7				
0- 0		0- 0	0- 0	NEUTRAL	0- 0	0- 0				
3- 12		0- 0	0- 0	CONFERENCE	0- 2	3- 10				
2- 5		0- 0	0- 0	HOME	0- 1	2- 4				
1- 6		0- 0	0- 0	AWAY	0- 1	1- 5				
0- 1		0- 0	0- 0	NEUTRAL	0- 0	0- 1				
RPI 1-25		RPI 26-50		RPI 51-100		RPI 101+		Team's RPI: 323		
RPI S	Opponent	Score	RPI S	Opponent	Score	RPI S	Opponent	Score		
32	A South Fla.	52 95	51	H Hofstra	39 70	120	A Florida	55 72		
45	A Florida St.	44 70	100	A Bel mont	47 73	125	A East Tenn. St.	53 61		
			100	H Bel mont	56 72	125	H East Tenn. St.	69 78		
						170	H South Ala.	50 57		
						186	A N. C. A&T	49 61		
						189	A Jacksonville	55 60		
						189	H Jacksonville	59 66		
						189	N Jacksonville	61 74		
						196	A Ga. Southern	46 62		
						263	H Navy	56 61		
						266	A Gardner-Webb	47 61		
						266	H Gardner-Webb	69 52		
						267	H Florida A&M	73 77		
						276	A Southeastern La.	52 58		
						283	A Kennesaw St.	61 72		
						283	H Kennesaw St.	57 49		
						306	A Li pscomb	53 71		
						306	H Li pscomb	57 59		
						309	A Campbel l	60 78		
						309	H Campbel l	67 60		
						324	A North Fla.	61 75		
						324	H North Fla.	72 50		
						327	A Mercer	57 50		
						327	H Mercer	56 66		
						335	A Bethune-Cookman	55 60		
LAST 10 Div			sion I GAMES:							
189	N Jacksonville	61 74	309	A Campbel l	60 78					
283	A Kennesaw St.	61 72	266	A Gardner-Webb	47 61					
125	A East Tenn. St.	53 61	100	H Bel mont	56 72					
189	H Jacksonville	59 66	306	H Li pscomb	57 59					
324	H North Fla.	72 50	327	H Mercer	56 66					

### Non-Div l Games:

Stetson

Loss, Non-Conf, S Site, H Home A Away N Neutral

Average RPI Win:	202	WON-LOST	WINNING	LAST 10	STRENGTH OF	OPP. STRENGTH	TEAM	ADJ.	CONF.	ADJ CONF.
Average RPI Loss:	87	RECORD	PCT. RANK	GAMES	SCHEDULE	OF SCHEDULE	RPI	RPI	RPI	RPI

DIV. I ONLY	18- 11	87	8- 2	79	177	83	84	16	16
DIV. I NON-CONF.	4- 8	243	0- 0	26	153	140	140	16	16

TOTALS	RPI 1-25	RPI 26-50	W-L RECORDS	RPI 51-100	RPI 100+
18- 11	0- 1	0- 3	OVERALL	0- 3	18- 4
8- 4	0- 1	0- 1	HOME	0- 1	8- 1
9- 5	0- 0	0- 2	AWAY	0- 1	9- 2
1- 2	0- 0	0- 0	NEUTRAL	0- 1	1- 1
4- 8	0- 1	0- 1	NON-CONFERENCE	0- 3	4- 3
1- 3	0- 1	0- 0	HOME	0- 1	1- 1
2- 4	0- 0	0- 1	AWAY	0- 1	2- 2
1- 1	0- 0	0- 0	NEUTRAL	0- 1	1- 0
14- 3	0- 0	0- 2	CONFERENCE	0- 0	14- 1
7- 1	0- 0	0- 1	HOME	0- 0	7- 0
7- 1	0- 0	0- 1	AWAY	0- 0	7- 0
0- 1	0- 0	0- 0	NEUTRAL	0- 0	0- 1

RPI 1-25				RPI 26-50				RPI 51-100				Team's RPI : 84				RPI 101+			
RPI	S	Opponent	Score	RPI	S	Opponent	Score	RPI	S	Opponent	Score	RPI	S	Opponent	Score	RPI	S	Opponent	Score
16	H	George Washington	55 68	31	A	Temple	58 72	51	H	Hofstra	67 82	118	A	Sacred Heart	65 77				
				47	A	Hartford	47 65	53	A	Mari st	72 82	146	H	St. John's (N. Y. )	74 85				
				47	H	Hartford	54 61	88	N	Illinois St.	63 73	147	A	Iona	76 55				
												150	A	Vermont	72 71				
												150	H	Vermont	96 87				
												155	H	Qui nni pi ac	87 79				
												157	A	Boston U.	83 77				
												157	H	Boston U.	69 48				
												166	A	UMBC	72 60				
												166	H	UMBC	68 53				
												166	N	UMBC	64 67				
												168	A	Maine	79 66				
												168	H	Maine	67 56				
												190	A	Dartmouth	59 71				
												228	A	Bi nghamton	71 62				
												228	H	Bi nghamton	64 57				
												240	N	Yale	71 69				
												251	A	Al bany (N. Y. )	67 61				
												251	H	Al bany (N. Y. )	82 73				
												280	A	Central Conn. St.	74 55				
												284	A	New Hampshi re	85 66				
												284	H	New Hampshi re	71 64				
				LAST 10 Division I GAMES:															
				166	N	UMBC	64 67	284	H	New Hampshi re	71 64								
				168	H	Maine	67 56	157	A	Boston U.	83 77								
				251	A	Al bany (N. Y. )	67 61	166	H	UMBC	68 53								
				150	H	Vermont	96 87	47	A	Hartford	47 65								
				228	A	Bi nghamton	71 62	228	H	Bi nghamton	64 57								

Non-Di v I Games:

Stony Brook

Loss, Non-Conf, S Site, H Home A Away N Neutral

Average RPI Win: 227				WON-LOST RECORD		WINNING PCT. RANK		LAST 10 GAMES		STRENGTH OF SCHEDULE		OPP. STRENGTH OF SCHEDULE		TEAM RPI		ADJ. RPI		CONF. RPI		ADJ CONF. RPI							
Average RPI Loss: 97																											
DIV. I ONLY				9- 20		258		1- 9		124		82		218		219		5		5							
DIV. I NON-CONF.				6- 7		175		0- 0		308		270		258		261		5		5							
TOTALS				RPI 1-25		RPI 26-50		W-L RECORDS		RPI 51-100				RPI 100+													
9- 20				0- 4		0- 5		OVERALL		0- 4				9- 7													
2- 10				0- 2		0- 2		HOME		0- 2				2- 4													
4- 9				0- 2		0- 3		AWAY		0- 1				4- 3													
3- 1				0- 0		0- 0		NEUTRAL		0- 1				3- 0													
6- 7				0- 0		0- 0		NON-CONFERENCE		0- 2				6- 5													
1- 3				0- 0		0- 0		HOME		0- 0				1- 3													
2- 3				0- 0		0- 0		AWAY		0- 1				2- 2													
3- 1				0- 0		0- 0		NEUTRAL		0- 1				3- 0													
3- 13				0- 4		0- 5		CONFERENCE		0- 2				3- 2													
1- 7				0- 2		0- 2		HOME		0- 2				1- 1													
2- 6				0- 2		0- 3		AWAY		0- 0				2- 1													
0- 0				0- 0		0- 0		NEUTRAL		0- 0				0- 0													
RPI 1-25				RPI 26-50		RPI 51-100		RPI 101+ Team's RPI: 219																			
RPI S	Opponent			Score		RPI S	Opponent			Score		RPI S	Opponent			Score		RPI S	Opponent			Score					
3	A	Connecti cut			45	76	30	A	Notre Dame			55	83	59	N	TCU			53	74	106	A	Ci nci nnati			54	59
12	H	Rutgers			40	68	32	H	South Fla.			61	78	60	H	DePaul			58	67	142	H	Vi ll anova			62	51
17	A	Marquette			55	79	37	A	Loui sville			50	98	66	H	Seton Hal l			59	69	146	A	St. John's (N.Y. )			61	59
24	H	Pi ttsburgh			75	84	37	H	Loui sville			56	68	68	A	Penn St.			46	71	149	A	Georgetown			65	58
							39	A	West Vi rgi ni a			49	67								159	H	Provi dence			63	71
																					215	H	Can i si us			43	56
																					224	H	Central Mi ch.			68	74
																					227	A	St. Peter's			52	58
																					228	A	Bi nghamton			68	65
																					245	N	Rhode Isl and			66	63
																					249	H	Ni agara			54	59
																					260	N	UC Davi s			75	55
																					270	A	Lehi gh			48	55
																					273	H	Cornel l			72	64
																					297	A	Col gate			66	49
																					307	N	Loyol a (Ill. )			77	70
						LAST 10 Di v		si on I GAMES:																			
							106	A	Ci nci nnati			54	59	37	A	Loui svi l l e			50	98							
							37	H	Loui svi l l e			56	68	66	H	Seton Hal l			59	69							
							60	H	DePaul			58	67	39	A	West Vi rgi ni a			49	67							
							149	A	Georgetown			65	58	32	H	South Fla.			61	78							
							12	H	Rutgers			40	68	30	A	Notre Dame			55	83							

Non-Div I Games:

Syracuse

■ Loss, 
 ■ Non-Conf, S Site, 
 ■ Home 
 ■ Away 
 N Neutral

Average RPI Win:		157	WON-LOST RECORD		WINNING PCT. RANK	LAST 10 GAMES		STRENGTH OF SCHEDULE		OPP. STRENGTH OF SCHEDULE	TEAM RPI	ADJ. RPI	CONF. RPI	ADJ CONF. RPI
Average RPI Loss:		54												
DIV. I ONLY		21- 10	66		6- 4		85		67		59	59	7	7
DIV. I NON-CONF.		10- 4	70		0- 1		67		16		38	39	7	7
-----														
TOTALS		RPI 1-25		RPI 26-50		W-L RECORDS		RPI 51-100		RPI 100+				
21- 10		0- 3		2- 3		OVERALL		4- 4		15- 1				
15- 1		0- 0		2- 0		HOME		3- 1		10- 0				
4- 6		0- 2		0- 2		AWAY		0- 2		4- 0				
2- 4		0- 1		0- 1		NEUTRAL		1- 1		1- 1				
10- 4		0- 3		0- 1		NON-CONFERENCE		3- 0		7- 1				
8- 0		0- 0		0- 0		HOME		2- 0		6- 0				
0- 2		0- 2		0- 0		AWAY		0- 0		0- 0				
2- 3		0- 1		0- 1		NEUTRAL		1- 0		1- 1				
11- 6		0- 0		2- 2		CONFERENCE		1- 4		8- 0				
7- 1		0- 0		2- 0		HOME		1- 1		4- 0				
4- 4		0- 0		0- 2		AWAY		0- 2		4- 0				
0- 1		0- 0		0- 0		NEUTRAL		0- 1		0- 0				
-----														
RPI 1-25		RPI 26-50		RPI 51-100		Team's RPI : 59		RPI 101+						
RPI S	Opponent	Score	RPI S	Opponent	Score	RPI S	Opponent	Score	RPI S	Opponent	Score			
6	A Maryl and	64 82	38	A Bri gham Young	65 69	60	N DePaul	74 73	107	H SMU	83 71			
11	A Georgi a	58 80	38	H Bri gham Young	62 48	62	H Texas-Arl ington	71 67	120	H Fl ori da	83 72			
16	N George Washi ngton	77 82	40	N Mi ssi ssi ppi	74 88	73	A Wyomi ng	51 66	124	N Ari zona	56 59			
			43	A New Mexi co	54 75	73	H Wyomi ng	50 61	132	H Pepperdi ne	74 56			
			43	H New Mexi co	67 43	83	A Utah	61 72	156	A UNLV	75 62			
						83	H Utah	74 50	156	H UNLV	88 63			
						83	N Utah	67 68	163	H Houston	57 46			
						86	H Ri ce	81 67	165	A San Di ego St.	78 61			
									165	H San Di ego St.	83 57			
									186	H N. C. A&T	106 84			
									219	N Syracuse	74 53			
									255	A Ai r Force	87 61			
									255	H Ai r Force	86 48			
									272	A Col orado St.	85 67			
									272	H Col orado St.	86 36			
									295	H UMKC	68 45			
-----														
LAST 10 Di v si on I GAMES:														
40	N Mi ssi ssi ppi	74 88	73	H Wyomi ng	50 61									
83	N Utah	67 68	83	H Utah	74 50									
38	H Bri gham Young	62 48	255	H Ai r Force	86 48									
165	A San Di ego St.	78 61	272	A Col orado St.	85 67									
43	A New Mexi co	54 75	156	A UNLV	75 62									

TCU

Non-Div I Games:

TCU

Loss, 
Non-Conf, S Site, 
H Home
A Away 
N Neutral

Average RPI Win: 156		WON-LOST RECORD		WINNING PCT. RANK		LAST 10 GAMES		STRENGTH OF SCHEDULE		OPP. STRENGTH OF SCHEDULE		TEAM RPI		ADJ. RPI		CONF. RPI		ADJ CONF. RPI			
Average RPI Loss: 19																					
DIV. I ONLY		24- 7		33		7- 3		97		63		31		31		10		10			
DIV. I NON-CONF.		10- 5		82		1- 1		116		12		63		64		8		8			
TOTALS		RPI 1-25		RPI 26-50		W-L RECORDS		RPI 51-100		RPI 100+											
24- 7		0- 6		2- 2		OVERALL		4- 0		19- 0											
12- 3		0- 2		1- 1		HOME		3- 0		8- 0											
11- 4		0- 3		0- 1		AWAY		1- 0		10- 0											
2- 1		0- 1		1- 0		NEUTRAL		0- 0		1- 0											
10- 5		0- 5		1- 1		NON-CONFERENCE		2- 0		8- 0											
5- 2		0- 2		0- 0		HOME		2- 0		3- 0											
5- 3		0- 2		0- 1		AWAY		0- 0		5- 0											
1- 1		0- 1		1- 0		NEUTRAL		0- 0		0- 0											
14- 2		0- 1		1- 1		CONFERENCE		2- 0		11- 0											
7- 1		0- 0		1- 1		HOME		1- 0		5- 0											
6- 1		0- 1		0- 0		AWAY		1- 0		5- 0											
1- 0		0- 0		0- 0		NEUTRAL		0- 0		1- 0											
RPI 1-25				RPI 26-50		Team's RPI: 31		RPI 51-100				RPI 101+									
RPI S	Opponent	Score		RPI S	Opponent	Score		RPI S	Opponent	Score		RPI S	Opponent	Score							
2 N	Duke	52	62	27 H	Xavi er	59	58	52 H	Georgi a Tech	76	62	101 A	Charl otte	72	55						
6 H	Maryl and	66	77	27 H	Xavi er	53	54	74 A	St. Joseph' s	78	71	120 A	Fl ori da	85	80						
12 H	Rutgers	48	62	36 N	Nebraska	64	61	74 H	St. Joseph' s	59	53	126 H	Ri chmond	64	52						
16 A	George Washi ngton	53	56	48 A	Vi rgi ni a	65	71	84 H	Stony Brook	72	58	134 A	Massachusetts	63	59						
21 A	Bowl ing Green	67	86									137 H	La Salle	68	55						
22 A	North Carolina St.	57	59									142 A	Vi llanova	68	66						
												164 H	Western Mich.	78	35						
												174 A	St. Bonaventure	73	55						
												174 N	St. Bonaventure	84	60						
												182 H	Mi ami (Ohi o)	88	70						
												183 H	St. Louis	74	64						
												184 A	Tol edo	61	51						
												205 A	Drexel	61	50						
												209 H	Dayton	68	50						
												237 A	Penn	68	49						
												245 H	Rhode Isl and	66	54						
												256 A	Duquesne	72	43						
												275 A	Fordham	62	34						
												299 H	Brown	71	37						
LAST 10 Div sion I GAMES:																					
2 N	Duke	52	62	256 A	Duquesne	72	43														
36 N	Nebraska	64	61	101 A	Charl otte	72	55														
27 H	Xavi er	53	54	183 H	St. Louis	74	64														
174 N	St. Bonaventure	84	60	137 H	La Salle	68	55														
16 A	George Washi ngton	53	56	126 H	Ri chmond	64	52														

Non-Di v I Games:

Temple

[illegible]

Tenn.-Martin

T  
e  
n  
n  
.  
-  
M  
a  
r  
t  
i  
n

### Non-Div I Games:

Tenn. -Mart i n

Loss, Non-Conf, S Site, H Home A Away N Neutral

Average RPI Win:	54	WON-LOST	WINNING	LAST 10	STRENGTH OF	OPP. STRENGTH	TEAM	ADJ.	CONF.	ADJ CONF.
Average RPI Loss:	7	RECORD	PCT. RANK	GAMES	SCHEDULE	OF SCHEDULE	RPI	RPI	RPI	RPI

DIV. I ONLY	28- 3	6	9- 1	1	1	1	1	1	1
DIV. I NON-CONF.	13- 2	24	5- 0	1	2	1	1	1	1

TOTALS	RPI 1-25	RPI 26-50	W-L RECORDS	RPI 51-100	RPI 100+
28- 3	14- 3	7- 0	OVERALL	6- 0	7- 0
15- 1	5- 1	4- 0	HOME	3- 0	3- 0
12- 1	7- 1	2- 0	AWAY	1- 0	3- 0
6- 1	2- 1	1- 0	NEUTRAL	2- 0	1- 0
13- 2	9- 2	4- 0	NON-CONFERENCE	1- 0	4- 0
8- 1	3- 1	3- 0	HOME	0- 0	2- 0
6- 1	4- 1	1- 0	AWAY	0- 0	1- 0
4- 0	2- 0	0- 0	NEUTRAL	1- 0	1- 0
16- 1	5- 1	3- 0	CONFERENCE	5- 0	3- 0
7- 0	2- 0	1- 0	HOME	3- 0	1- 0
7- 0	3- 0	1- 0	AWAY	1- 0	2- 0
2- 1	0- 1	1- 0	NEUTRAL	1- 0	0- 0

RPI S	RPI 1-25	Team's RPI: 1	RPI S	RPI 26-50	Score	RPI S	RPI 51-100	Score	RPI S	RPI 101+	Score
2	H Duke	70 74	30	H Notre Dame	78 54	53	N Marist	65 46	103	H UCLA	83 60
3	A Connecticut	70 64	33	A Texas	67 46	65	H South Carolina	72 36	119	A Alabama	80 51
5	A North Carolina	57 70	35	H Chattanooga	102 72	65	N South Carolina	81 63	119	H Alabama	72 36
5	N North Carolina	56 50	39	H West Virginia	66 51	77	H Kentucky	84 62	120	A Florida	80 58
8	A Vanderbilt	67 57	40	H Mississippi	81 69	82	A Arkansas	75 68	130	A Louisiana Tech	71 50
8	H Vanderbilt	73 53	40	N Mississippi	98 62	90	H Mississippi St.	73 44	181	N Drake	76 37
10	H Stanford	77 60	44	A Auburn	72 62				202	H Tenn.-Martin	85 29
11	A Georgia	52 41									
11	H Georgia	73 57									
12	N Rutgers	59 46									
13	H Middle Tenn.	88 64									
14	A LSU	56 51									
14	N LSU	54 63									
15	A Arizona St.	83 74									
16	H George Washington	85 62									
20	A Old Dominion	75 59									
24	A Pittsburgh	68 54									
			LAST 10 Division I GAMES:								
12	N Rutgers	59 46	181	N Drake	76 37	14	N LSU	54 63	8	H Vanderbilt	73 53
5	N North Carolina	56 50	65	N South Carolina	81 63	82	A Arkansas	75 68			
40	N Mississippi	98 62									
53	N Marist	65 46									
24	A Pittsburgh	68 54									

Non-Div I Games: Tennessee

Loss, Non-Conf, S Site, H Home A Away N Neutral

Tennessee St.										Through Games Of Sunday, March 11, 2007															
Average RPI Win:		258		WON-LOST		WINNING		LAST 10		STRENGTH OF		OPP. STRENGTH		TEAM		ADJ.		CONF.		ADJ CONF.					
Average RPI Loss:		206		RECORD		PCT. RANK		GAMES		SCHEDULE		OF SCHEDULE		RPI		RPI		RPI		RPI					
DIV. I ONLY				6- 22		304		3- 7		289		290		316		318		22		22					
DIV. I NON-CONF.				2- 6		275		0- 0		304		333		319		318		20		20					
TOTALS				RPI 1-25		RPI 26-50		W-L RECORDS		RPI 51-100		RPI 100+													
6- 22				0- 0		0- 0		OVERALL		0- 3		6- 19													
5- 7				0- 0		0- 0		HOME		0- 1		5- 6													
1- 13				0- 0		0- 0		AWAY		0- 1		1- 12													
0- 2				0- 0		0- 0		NEUTRAL		0- 1		0- 1													
2- 6				0- 0		0- 0		NON-CONFERENCE		0- 1		2- 5													
1- 1				0- 0		0- 0		HOME		0- 0		1- 1													
1- 3				0- 0		0- 0		AWAY		0- 0		1- 3													
0- 2				0- 0		0- 0		NEUTRAL		0- 1		0- 1													
4- 16				0- 0		0- 0		CONFERENCE		0- 2		4- 14													
4- 6				0- 0		0- 0		HOME		0- 1		4- 5													
0- 10				0- 0		0- 0		AWAY		0- 1		0- 9													
0- 0				0- 0		0- 0		NEUTRAL		0- 0		0- 0													
RPI 1-25				RPI 26-50		RPI 51-100		RPI 101+		Team's RPI: 318															
RPI S Opponent Score				RPI S Opponent Score				RPI S Opponent Score				RPI S Opponent Score													
								90 N Mississippi St. 45 71				123 A Murray St. 60 81													
								93 A Southeast Mo. St. 46 64				123 H Murray St. 55 83													
								93 H Southeast Mo. St. 53 67				169 H Butler 57 85													
												183 A St. Louis 59 96													
												199 A Samford 52 79													
												199 H Samford 51 68													
												202 A Tenn. -Martin 57 65													
												202 H Tenn. -Martin 61 35													
												203 A Morehead St. 55 68													
												203 H Morehead St. 65 77													
												213 A Eastern Ky. 49 88													
												213 H Eastern Ky. 71 80													
												220 A Tennessee Tech 57 88													
												220 H Tennessee Tech 57 50													
												238 A Austin Peay 72 81													
												238 H Austin Peay 84 71													
												257 N Alcorn St. 48 58													
												259 A Eastern Ill. 54 84													
												259 H Eastern Ill. 67 62													
												301 A Jacksonville St. 69 76													
												301 H Jacksonville St. 68 69													
												306 A Lipscomb 64 52													
												317 A Nicholls St. 57 69													
												322 A Savannah St. 65 79													
												322 H Savannah St. 76 70													
				LAST 10 Division I GAMES:																					
				213 H Eastern Ky. 71 80				202 H Tenn. -Martin 61 35																	
				203 H Morehead St. 65 77				238 H Austin Peay 84 71																	
				123 A Murray St. 60 81				199 A Samford 52 79																	
				238 A Austin Peay 72 81				301 A Jacksonville St. 69 76																	
				220 A Tennessee Tech 57 88				220 H Tennessee Tech 57 50																	

T  
e  
n  
n  
e  
s  
s  
e  
e  
s  
t  
.

T  
e  
n  
n  
e  
s  
s  
e  
e  
s  
t  
.  

Tennessee St.

79 21

## Non-Div | Games: Fisk



Average RPI Win:		219	WON-LOST	WINNING	LAST 10	STRENGTH OF	OPP. STRENGTH	TEAM	ADJ.	CONF.	ADJ CONF.
Average RPI Loss:		153	RECORD	PCT. RANK	GAMES	SCHEDULE	OF SCHEDULE	RPI	RPI	RPI	RPI
DIV. I ONLY	11- 18	228	6- 4	173	180	222	220	22	22		
DIV. I NON-CONF.	0- 8	331	0- 0	47	9	255	249	20	20		
TOTALS	RPI 1-25	RPI 26-50	W-L RECORDS	RPI 51-100	RPI 100+						
11- 18	0- 2	0- 0	OVERALL	1- 3	10- 13						
9- 3	0- 1	0- 0	HOME	1- 0	8- 2						
2- 14	0- 1	0- 0	AWAY	0- 2	2- 11						
0- 1	0- 0	0- 0	NEUTRAL	0- 1	0- 0						
0- 8	0- 2	0- 0	NON-CONFERENCE	0- 2	0- 4						
0- 2	0- 1	0- 0	HOME	0- 0	0- 1						
0- 5	0- 1	0- 0	AWAY	0- 1	0- 3						
0- 1	0- 0	0- 0	NEUTRAL	0- 1	0- 0						
11- 10	0- 0	0- 0	CONFERENCE	1- 1	10- 9						
9- 1	0- 0	0- 0	HOME	1- 0	8- 1						
2- 9	0- 0	0- 0	AWAY	0- 1	2- 8						
0- 0	0- 0	0- 0	NEUTRAL	0- 0	0- 0						
RPI S	RPI 1-25	Score	RPI S	RPI 26-50	Score	RPI S	RPI 51-100	Score	RPI S	RPI 101+	Team's RPI: 220
5	A North Carolina	52 93				58	N Virginia Tech	52 87	106	A Cincinnati	70 86
13	H Middle Tenn.	50 68				93	A Southeast Mo. St.	52 77	119	A Alabama	56 71
						93	H Southeast Mo. St.	59 58	123	A Murray St.	79 80
						96	A Southern Ill.	62 69	123	H Murray St.	54 49
									132	A Pepperdine	62 91
									136	H Clemson	67 70
									199	A Samford	44 66
									199	A Samford	60 63
									199	H Samford	62 55
									202	A Tenn. -Martin	55 56
									202	H Tenn. -Martin	54 48
									203	A Morehead St.	54 57
									203	H Morehead St.	59 51
									213	A Eastern Ky.	65 64
									213	H Eastern Ky.	84 50
									238	A Austin Peay	57 66
									238	H Austin Peay	63 51
									259	A Eastern Ill.	61 63
									259	H Eastern Ill.	70 89
									301	A Jacksonville St.	85 69
									301	H Jacksonville St.	85 73
									318	A Tennessee St.	50 57
									318	H Tennessee St.	88 57
			LAST 10 Division I GAMES:								
			199	A Samford	60 63	301	A Jacksonville St.	85 69			
			123	A Murray St.	79 80	213	A Eastern Ky.	65 64			
			238	H Austin Peay	63 51	202	H Tenn. -Martin	54 48			
			202	A Tenn. -Martin	55 56	203	H Morehead St.	59 51			
			318	H Tennessee St.	88 57	318	A Tennessee St.	50 57			

Tennessee Tech

Average RPI Win:	261	WON-LOST	WINNING	LAST 10	STRENGTH OF	OPP. STRENGTH	TEAM	ADJ.	CONF.	ADJ CONF.
Average RPI Loss:	139	RECORD	PCT. RANK	GAMES	SCHEDULE	OF SCHEDULE	RPI	RPI	RPI	RPI

DIV. I ONLY	8- 18	266	3- 7	194	221	261	261	31	31
DIV. I NON-CONF.	4- 12	275	0- 1	151	253	254	255	28	28

TOTALS	RPI 1-25	RPI 26-50	W-L RECORDS	RPI 51-100	RPI 100+
8- 18	0- 0	0- 4	OVERALL	0- 3	8- 11
4- 5	0- 0	0- 1	HOME	0- 1	4- 3
4- 10	0- 0	0- 3	AWAY	0- 2	4- 5
0- 3	0- 0	0- 0	NEUTRAL	0- 0	0- 3
4- 12	0- 0	0- 2	NON-CONFERENCE	0- 3	4- 7
1- 3	0- 0	0- 0	HOME	0- 1	1- 2
3- 6	0- 0	0- 2	AWAY	0- 2	3- 2
0- 3	0- 0	0- 0	NEUTRAL	0- 0	0- 3
4- 6	0- 0	0- 2	CONFERENCE	0- 0	4- 4
3- 2	0- 0	0- 1	HOME	0- 0	3- 1
1- 4	0- 0	0- 1	AWAY	0- 0	1- 3
0- 0	0- 0	0- 0	NEUTRAL	0- 0	0- 0

RPI S	RPI 1-25	Score	RPI S	RPI 26-50	Score	RPI S	RPI 51-100	Score	RPI S	RPI 101+	Team's RPI: 261	Score
			33 A	Texas	44 75	64 A	La. -Lafayette	53 59	138 A	North Dakota St.	57 69	
			36 A	Nebraska	37 77	64 H	La. -Lafayette	52 65	138 H	North Dakota St.	59 57	
			49 A	South Dakota St.	55 78	77 A	Kentucky	45 77	164 N	Western Mich.	77 95	
			49 H	South Dakota St.	52 64				176 A	Oral Roberts	47 68	
									185 N	La. -Monroe	51 55	
									194 A	A&M-Corpus Christi	53 48	
									194 H	A&M-Corpus Christi	49 51	
									198 A	Utah Valley St.	54 75	
									198 H	Utah Valley St.	53 60	
									204 A	Texas St.	59 62	
									204 H	Texas St.	33 49	
									204 H	Texas St.	61 51	
									222 A	IPFW	41 58	
									222 H	IPFW	68 47	
									240 N	Yale	49 62	
									332 A	Centenary (La.)	65 46	
									333 A	NJIT	70 57	
									333 H	NJIT	55 44	
									334 A	McNeese St.	67 37	
LAST 10 Division I GAMES:												
			198 H	Utah Valley St.	53 60		333 A	NJIT	70 57			
			222 H	IPFW	68 47		222 A	IPFW	41 58			
			138 A	North Dakota St.	57 69		49 H	South Dakota St.	52 64			
			49 A	South Dakota St.	55 78		138 H	North Dakota St.	59 57			
			198 A	Utah Valley St.	54 75		176 A	Oral Roberts	47 68			

Average RPI Win: 141		WON-LOST RECORD		WINNING PCT. RANK		LAST 10 GAMES		STRENGTH OF SCHEDULE		OPP. STRENGTH OF SCHEDULE		TEAM RPI		ADJ. RPI		CONF. RPI		ADJ CONF. RPI	
DIV. I ONLY		18- 14		135		3- 7		7		31		30		33		2		2	
DIV. I NON-CONF.		11- 3		43		0- 0		51		99		30		31		4		4	
TOTALS		RPI 1-25		RPI 26-50		W-L RECORDS		RPI 51-100		RPI 100+									
18- 14		3- 8		0- 2		OVERALL		7- 3		8- 1									
13- 5		3- 2		0- 1		HOME		3- 1		7- 1									
3- 8		0- 5		0- 1		AWAY		3- 2		0- 0									
2- 1		0- 1		0- 0		NEUTRAL		1- 0		1- 0									
11- 3		1- 2		0- 1		NON-CONFERENCE		2- 0		8- 0									
9- 1		1- 1		0- 0		HOME		1- 0		7- 0									
1- 2		0- 1		0- 1		AWAY		1- 0		0- 0									
1- 0		0- 0		0- 0		NEUTRAL		0- 0		1- 0									
7- 11		2- 6		0- 1		CONFERENCE		5- 3		0- 1									
4- 4		2- 1		0- 1		HOME		2- 1		0- 1									
2- 6		0- 4		0- 0		AWAY		2- 2		0- 0									
1- 1		0- 1		0- 0		NEUTRAL		1- 0		0- 0									
RPI 1-25		RPI 26-50		Team's RPI: 33		RPI 51-100		RPI 101+											
RPI S	Opponent	Score		RPI S	Opponent	Score		RPI S	Opponent	Score		RPI S	Opponent	Score					
1	H Tennessee	46	67	36	H Nebraska	75	79	56	A Texas Tech	48	49	115	H Kansas	49	50				
2	A Duke	52	80	43	A New Mexico	60	63	56	H Texas Tech	59	47	176	H Oral Roberts	79	40				
4	H Purdue	64	61					61	A Mi ssouri	79	77	194	H A&M-Corpus Christi	73	68				
7	A Okl ahoma	58	78					61	N Mi ssouri	70	57	204	H Texas St.	74	55				
7	H Okl ahoma	67	62					63	A Okl ahoma St.	58	77	218	N Oregon St.	65	64				
7	N Okl ahoma	58	67					63	H Okl ahoma St.	52	64	261	H Tex. -Pan American	75	44				
18	A Bayl or	56	71					64	H La. -Lafayette	69	59	286	H Md. -East. Shore	78	55				
18	H Bayl or	59	63					81	A Kansas St.	61	34	316	H Sam Houston St.	84	56				
23	A Texas A&M	60	67					94	H Col orado	68	49	325	H Southern U.	71	23				
23	H Texas A&M	64	45					98	A San Di ego	73	45								
25	A Iowa St.	56	67																
LAST 10 Div sion I GAMES:																			
7 N Okl ahoma				58	67	18 A Bayl or				56	71								
61 N Mi ssouri				70	57	7 A Okl ahoma				58	78								
23 A Texas A&M				60	67	115 H Kansas				49	50								
56 H Texas Tech				59	47	63 A Okl ahoma St.				58	77								
63 H Okl ahoma St.				52	64	81 A Kansas St.				61	34								

T  
e  
x  
a  
s

Non-Di v I Games:

Texas

Loss, 
Non-Conf, S Site, 
H Home
A Away 
N Neutral

Average RPI Win: 111				WON-LOST RECORD		WINNING PCT. RANK		LAST 10 GAMES		STRENGTH OF SCHEDULE		OPP. STRENGTH OF SCHEDULE		TEAM RPI		ADJ. RPI		CONF. RPI		ADJ CONF. RPI			
Average RPI Loss: 44																							
DIV. I ONLY				24- 6		24		7- 3		62		15		25		23		2		2			
DIV. I NON-CONF.				10- 2		33		1- 1		279		115		92		89		4		4			
TOTALS				RPI 1-25		RPI 26-50		W-L RECORDS		RPI 51-100		RPI 100+											
24- 6				4- 3		3- 2		OVERALL		9- 2		9- 0											
16- 0				2- 0		2- 0		HOME		3- 0		9- 0											
6- 5				2- 1		0- 2		AWAY		4- 2		0- 0											
3- 2				0- 2		1- 0		NEUTRAL		2- 0		0- 0											
10- 2				0- 1		1- 1		NON-CONFERENCE		2- 1		8- 0											
8- 0				0- 0		0- 0		HOME		0- 0		8- 0											
1- 2				0- 0		0- 1		AWAY		1- 1		0- 0											
2- 1				0- 1		1- 0		NEUTRAL		1- 0		0- 0											
14- 4				4- 2		2- 1		CONFERENCE		7- 1		1- 0											
8- 0				2- 0		2- 0		HOME		3- 0		1- 0											
5- 3				2- 1		0- 1		AWAY		3- 1		0- 0											
1- 1				0- 1		0- 0		NEUTRAL		1- 0		0- 0											
RPI 1-25				Team's RPI: 23		RPI 26-50		RPI 51-100		RPI 101+													
RPI S	Opponent			Score		RPI S	Opponent			Score		RPI S	Opponent			Score							
7	A	Oklahoma		54	52	33	A	Texas		45	64	56	A	Texas Tech		49	47	115	H	Kansas		64	53
7	H	Oklahoma		78	68	33	H	Texas		67	60	56	H	Texas Tech		67	51	124	H	Arizona		64	44
16	N	George Washington		47	59	36	H	Nebraska		66	65	61	A	Missouri		69	63	132	H	Pepperdine		72	48
18	A	Baylor		63	58	39	N	West Virginia		55	52	62	N	Texas-Arlington		58	50	160	H	Delaware St.		70	43
18	H	Baylor		60	52	42	A	Washington		59	65	63	A	Oklahoma St.		62	60	175	H	North Texas		70	52
25	A	Iowa St.		54	61							63	H	Oklahoma St.		64	63	300	H	Western Ill.		70	36
25	N	Iowa St.		51	57							81	A	Kansas St.		45	48	316	H	Sam Houston St.		93	43
												86	A	Rice		66	79	327	H	Mercer		95	41
												91	A	Loyola Marymount		77	52	334	H	McNeese St.		109	26
												94	H	Colorado		74	58						
												94	N	Colorado		62	45						
LAST 10 Division I GAMES:																							
16	N	George Washington		47	59	18	A	Baylor		63	58												
62	N	Texas-Arlington		58	50	56	H	Texas Tech		67	51												
25	N	Iowa St.		51	57	63	A	Oklahoma St.		62	60												
94	N	Colorado		62	45	25	A	Iowa St.		54	61												
33	H	Texas		67	60	7	H	Oklahoma		78	68												

Texas A&amp;M

Non-Div I Games:

Texas A&amp;M

Loss, 
Non-Conf, S Site, 
H Home
A Away 
N Neutral



Average RPI Win: 269

Average RPI Loss: 131

WON-LOST  
RECORDWINNING  
PCT. RANKLAST 10  
GAMESSTRENGTH OF  
SCHEDULEOPP. STRENGTH  
OF SCHEDULETEAM  
RPIADJ.  
RPICONF.  
RPIADJ CONF.  
RPI

DIV. I ONLY	15- 12	138	6- 4	288	218	203	204	28	28
DIV. I NON-CONF.	5- 6	185	0- 0	273	140	227	228	27	27

TOTALS	RPI 1-25	RPI 26-50	W-L RECORDS	RPI 51-100	RPI 100+
15- 12	0- 0	0- 1	OVERALL	0- 4	15- 7
7- 3	0- 0	0- 0	HOME	0- 1	7- 2
7- 6	0- 0	0- 1	AWAY	0- 2	7- 3
1- 3	0- 0	0- 0	NEUTRAL	0- 1	1- 2
5- 6	0- 0	0- 1	NON-CONFERENCE	0- 2	5- 3
2- 0	0- 0	0- 0	HOME	0- 0	2- 0
2- 4	0- 0	0- 1	AWAY	0- 1	2- 2
1- 2	0- 0	0- 0	NEUTRAL	0- 1	1- 1
10- 6	0- 0	0- 0	CONFERENCE	0- 2	10- 4
5- 3	0- 0	0- 0	HOME	0- 1	5- 2
5- 2	0- 0	0- 0	AWAY	0- 1	5- 1
0- 1	0- 0	0- 0	NEUTRAL	0- 0	0- 1

RPI S Opponent Score

RPI S Opponent Score

RPI S Opponent Score

RPI S Opponent Score Team's RPI: 204

33 A Texas 55 74

56 A Texas Tech 63 82

127 A Stephen F. Austin 47 63

62 A Texas-Arlington 50 79

127 H Stephen F. Austin 70 73

62 H Texas-Arlington 60 81

144 A Miami (Fla.) 67 92

64 N La.-Lafayette 39 59

166 N UMBC 51 66

194 A A&M-Corpus Christi 74 63

194 H A&M-Corpus Christi 76 48

194 N A&M-Corpus Christi 77 78

195 A UTSA 76 64

195 H UTSA 63 60

261 A Tex.-Pan American 49 33

261 A Tex.-Pan American 51 61

261 H Tex.-Pan American 62 59

276 H Southeastern La. 65 68

277 A Central Ark. 90 63

285 H Lamar 69 60

286 N Md.-East. Shore 51 33

295 H UMKC 55 51

315 A Northwestern St. 73 69

316 A Sam Houston St. 79 71

316 H Sam Houston St. 67 60

317 H Nicholls St. 72 64

334 A McNeese St. 69 45

LAST 10 Division I GAMES:

194 N A&M-Corpus Christi 77 78

194 A A&M-Corpus Christi 74 63

62 H Texas-Arlington 60 81

285 H Lamar 69 60

316 A Sam Houston St. 79 71

334 A McNeese St. 69 45

127 H Stephen F. Austin 70 73

62 A Texas-Arlington 50 79

195 H UTSA 63 60

316 H Sam Houston St. 67 60

Non-Div I Games: Schreiner

99 42

Texas Lutheran

95 30

Huston-Tillotson

76 29

Texas St.

Loss, Non-Conf, S Site, H Home A Away N Neutral

Average RPI Win: 113

Average RPI Loss: 51

WON-LOST  
RECORDWINNING  
PCT. RANKLAST 10  
GAMESSTRENGTH OF  
SCHEDULEOPP. STRENGTH  
OF SCHEDULETEAM  
RPIADJ.  
RPICONF.  
RPIADJ CONF.  
RPI

DIV. I ONLY

15- 16

173

2- 8

6

38

56

56

2

2

DIV. I NON-CONF.

9- 5

95

0- 0

23

120

42

42

4

4

TOTALS

RPI 1-25

RPI 26-50

W-L RECORDS

RPI 51-100

RPI 100+

15- 16

0- 9

2- 1

OVERALL

5- 3

8- 3

9- 5

0- 4

1- 0

HOME

4- 1

4- 0

4- 9

0- 4

1- 1

AWAY

1- 1

2- 3

2- 2

0- 1

0- 0

NEUTRAL

0- 1

2- 0

9- 5

0- 2

0- 0

NON-CONFERENCE

2- 0

7- 3

6- 0

0- 0

0- 0

HOME

2- 0

4- 0

1- 4

0- 1

0- 0

AWAY

0- 0

1- 3

2- 1

0- 1

0- 0

NEUTRAL

0- 0

2- 0

6- 11

0- 7

2- 1

CONFERENCE

3- 3

1- 0

3- 5

0- 4

1- 0

HOME

2- 1

0- 0

3- 5

0- 3

1- 1

AWAY

1- 1

1- 0

0- 1

0- 0

0- 0

NEUTRAL

0- 1

0- 0

RPI 1-25

RPI 26-50

RPI 51-100

Team's RPI: 56

RPI 101+

RPI S Opponent

Score

RPI S Opponent

Score

RPI S Opponent

Score

RPI S Opponent

Score

7	A	Oklahoma	81	86
7	H	Oklahoma	67	70
10	A	Stanford	49	73
15	N	Arizona St.	45	61
18	A	Baylor	54	61
18	H	Baylor	67	80
23	A	Texas A&M	51	67
23	H	Texas A&M	47	49
25	H	Iowa St.	68	72

33	A	Texas	47	59
33	H	Texas	49	48
36	A	Nebraska	70	69

61	H	Missouri	63	55
62	H	Texas-Arlington	64	49
63	A	Oklahoma St.	63	61
63	H	Oklahoma St.	75	49
69	H	Tulane	77	50
81	H	Kansas St.	59	66
94	A	Colorado	67	70
94	N	Colorado	67	71

103	N	UCLA	75	60
107	A	SMU	61	72
108	N	Denver	67	53
115	A	Kansas	66	65
121	A	Fresno St.	65	74
135	A	Hawaii	54	57
163	A	Houston	69	51
176	H	Oral Roberts	79	67
195	H	UTSA	66	58
204	H	Texas St.	82	63
244	H	Furman	63	44

LAST 10 Division I GAMES:

94	N	Colorado	67	71	36	A	Nebraska	70	69
25	H	Iowa St.	68	72	81	H	Kansas St.	59	66
33	A	Texas	47	59	18	H	Baylor	67	80
23	A	Texas A&M	51	67	94	A	Colorado	67	70
7	H	Oklahoma	67	70	115	A	Kansas	66	65

Non-Div I Games:

Texas Tech

Loss, Non-Conf, S Site, H Home A Away N Neutral

Average RPI Win:	212	WON-LOST	WINNING	LAST 10	STRENGTH OF	OPP. STRENGTH	TEAM	ADJ.	CONF.	ADJ CONF.
Average RPI Loss:	69	RECORD	PCT. RANK	GAMES	SCHEDULE	OF SCHEDULE	RPI	RPI	RPI	RPI

DIV. I ONLY	24- 8	40	9- 1	100	210	62	62	28	28
DIV. I NON-CONF.	6- 8	199	0- 1	20	62	87	84	27	27

TOTALS	RPI 1-25	RPI 26-50	W-L RECORDS	RPI 51-100	RPI 100+
24- 8	0- 3	1- 0	OVERALL	1- 3	22- 3
10- 1	0- 0	0- 0	HOME	1- 0	9- 1
8- 5	0- 1	0- 0	AWAY	0- 3	8- 1
6- 3	0- 2	1- 0	NEUTRAL	0- 0	5- 1
6- 8	0- 3	1- 0	NON-CONFERENCE	1- 3	4- 3
2- 1	0- 0	0- 0	HOME	1- 0	1- 1
1- 5	0- 1	0- 0	AWAY	0- 3	1- 1
3- 3	0- 2	1- 0	NEUTRAL	0- 0	2- 1
18- 0	0- 0	0- 0	CONFERENCE	0- 0	18- 0
8- 0	0- 0	0- 0	HOME	0- 0	8- 0
7- 0	0- 0	0- 0	AWAY	0- 0	7- 0
3- 0	0- 0	0- 0	NEUTRAL	0- 0	3- 0

RPI S	RPI 1-25	Opponent	Score
19	A	Michigan St.	49 65
21	N	Bowling Green	48 59
23	N	Texas A&M	50 58

RPI S	RPI 26-50	Opponent	Score
40	N	Mississippi	66 55

RPI S	RPI 51-100	Team's RPI	Score
56	A	Texas Tech	49 64
59	A	TCU	67 71
69	A	Tulane	65 68
89	H	Ark.-Little Rock	59 58

RPI S	RPI 101+	Opponent	Score
104	H	Northern Ariz.	69 60
107	A	SMU	64 67
122	N	Liberty	58 54
127	A	Stephen F. Austin	58 41
127	H	Stephen F. Austin	57 56
127	N	Stephen F. Austin	68 47
132	H	Pepperdine	62 64
138	N	North Dakota St.	54 59
194	A	A&M-Corpus Christi	75 60
194	H	A&M-Corpus Christi	72 54
195	A	UTSA	68 52
195	H	UTSA	67 38
195	N	UTSA	70 52
204	A	Texas St.	81 60
204	H	Texas St.	79 50
208	N	Cal St. Fullerton	61 42
276	H	Southeastern La.	51 43
277	A	Central Ark.	74 43
285	A	Lamar	65 51
315	A	Northwestern St.	65 48
315	N	Northwestern St.	62 53
316	A	Sam Houston St.	76 50
316	H	Sam Houston St.	81 56
317	H	Nicholls St.	87 36
334	H	McNeese St.	64 45

LAST 10 Division I GAMES:			
23	N	Texas A&M	50 58
127	N	Stephen F. Austin	68 47
195	N	UTSA	70 52
315	N	Northwestern St.	62 53
204	A	Texas St.	81 60
127	A	Stephen F. Austin	58 41
316	H	Sam Houston St.	81 56
194	H	A&M-Corpus Christi	72 54
195	A	UTSA	68 52
334	H	McNeese St.	64 45

Non-Div I Games:

Texas-Arlington

Loss, 
Non-Conf, S Site, 
H Home
A Away 
N Neutral



Average RPI Win:	195	WON-LOST	WINNING	LAST 10	STRENGTH OF	OPP. STRENGTH	TEAM	ADJ.	CONF.	ADJ CONF.
Average RPI Loss:	118	RECORD	PCT. RANK	GAMES	SCHEDULE	OF SCHEDULE	RPI	RPI	RPI	RPI

DIV. I ONLY	11- 19	233	4- 6	98	151	189	184	11	11
DIV. I NON-CONF.	4- 8	243	0- 0	137	199	213	210	13	13

TOTALS	RPI 1-25	RPI 26-50	W-L RECORDS	RPI 51-100	RPI 100+
11- 19	0- 2	0- 3	OVERALL	1- 1	10- 13
6- 7	0- 0	0- 2	HOME	0- 0	6- 5
3- 10	0- 1	0- 1	AWAY	0- 0	3- 8
2- 2	0- 1	0- 0	NEUTRAL	1- 1	1- 0
4- 8	0- 0	0- 1	NON-CONFERENCE	1- 1	3- 6
2- 3	0- 0	0- 1	HOME	0- 0	2- 2
1- 4	0- 0	0- 0	AWAY	0- 0	1- 4
1- 1	0- 0	0- 0	NEUTRAL	1- 1	0- 0
7- 11	0- 2	0- 2	CONFERENCE	0- 0	7- 7
4- 4	0- 0	0- 1	HOME	0- 0	4- 3
2- 6	0- 1	0- 1	AWAY	0- 0	2- 4
1- 1	0- 1	0- 0	NEUTRAL	0- 0	1- 0

RPI S Opponent	RPI 1-25	Score	RPI S Opponent	RPI 26-50	Score	RPI S Opponent	RPI 51-100	Score	RPI S Opponent	RPI 101+	Team's RPI: 184
21 A Bowling Green		62 73	31 H Temple		51 61	70 N Western Caro.		67 61	109 H Ohio		53 52
21 N Bowling Green		62 71	41 A Ball St.		59 80	91 N Loyol a Marymount		53 56	111 A Eastern Mich.		42 76
			41 H Ball St.		50 66				111 H Eastern Mich.		53 58
									112 A Northern Ill.		70 73
									112 H Northern Ill.		58 65
									113 H Kent St.		68 82
									114 H Indiana St.		51 53
									131 HVCU		76 50
									140 A Oakl and		60 76
									161 H Mi chi gan		41 44
									164 A Western Mi ch.		76 72
									164 H Western Mi ch.		74 66
									171 A Santa Clara		64 73
									182 A Mi ami (Ohio)		77 87
									188 A St. Mary's (Cal.)		73 95
									222 A IPFW		55 66
									224 A Central Mich.		85 82
									224 H Central Mich.		73 62
									235 H Buffal o		85 77
									235 N Buffal o		64 49
									250 A Akron		62 63
									282 A Wri ght St.		62 59
									305 H Clevel and St.		76 61
LAST 10 Division I GAMES:											
21 N Bowl ing Green		62 71	111 A Eastern Mich.		42 76						
235 N Buffal o		64 49	41 H Ball St.		50 66						
164 H Western Mi ch.		74 66	250 A Akron		62 63						
224 H Central Mich.		73 62	109 H Ohio		53 52						
112 A Northern Ill.		70 73	21 A Bowl ing Green		62 73						

Non-Di v I Games:

Toledo

Loss, Non-Conf, S Site, H Home A Away N Neutral

Average RPI Win: 218  
Average RPI Loss: 104

WON-LOST  
RECORD

WINNING  
PCT. RANK

LAST 10  
GAMES

STRENGTH OF  
SCHEDULE

OPP. STRENGTH  
OF SCHEDULE

TEAM  
RPI



ADJ.  
RPI









CONF.  
RPI





ADJ CONF.  
RPI



























DIV. I ONLY	17- 12	113	3- 7	225	143	143	145	8	8
DIV. I NON-CONF.	9- 1	20	0- 0	327	298	125	125	10	10

TOTALS	RPI 1-25	RPI 26-50	W-L RECORDS	RPI 51-100	RPI 100+
17- 12	0- 1	0- 4	OVERALL	0- 2	17- 5
9- 4	0- 0	0- 2	HOME	0- 1	9- 1
8- 7	0- 1	0- 2	AWAY	0- 1	8- 3
0- 1	0- 0	0- 0	NEUTRAL	0- 0	0- 1
9- 1	0- 0	0- 0	NON-CONFERENCE	0- 0	9- 1
4- 0	0- 0	0- 0	HOME	0- 0	4- 0
5- 1	0- 0	0- 0	AWAY	0- 0	5- 1
0- 0	0- 0	0- 0	NEUTRAL	0- 0	0- 0
8- 11	0- 1	0- 4	CONFERENCE	0- 2	8- 4
5- 4	0- 0	0- 2	HOME	0- 1	5- 1
3- 6	0- 1	0- 2	AWAY	0- 1	3- 2
0- 1	0- 0	0- 0	NEUTRAL	0- 0	0- 1

















RPI S Opponent Score  
20  Old Domini on 42 

RPI S Opponent Score  
26  James Madison 42   
26  James Madison 66   
29  Delaware 45   
29  Delaware 52 

RPI S Opponent Score  
51  Hofstra 45   
51  Hofstra 49 





RPI S Opponent Score Team's RPI: 145  
116  William & Mary 66 59  
131  VCU 59 52  
131  VCU 74 68  
148  Loyol a (Md.) 75 73  
149  Georgetown 65 57  
166  UMBC 50 45  
177  Georgi a St. 43   
177  Georgi a St. 81   
180  Wake Forest 45   
205  Drexel 65 57  
205  Drexel 55 52  
223  Mt. St. Mary' s 72 64  
225  George Mason 64 54  
233  UNC Wi lmi ngton 63 59  
233 N UNC Wi lmi ngton 41   
252  Northeastern 52   
252  Northeastern 68 63  
274  Ameri can 69 57  
304  Wi nston-Sal em 57 50  
304  Wi nston-Sal em 76 51  
319  Ri der 76 42  
326  Norfol k St. 83 66

LAST 10 Divi sion I GAMES:

233 N UNC Wi lmi ngton	41		20  Old Domini on	42	
26  James Madison	42		177  Georgi a St.	43	
233  UNC Wi lmi ngton	63	59	205  Drexel	55	52
51  Hofstra	45		252  Northeastern	68	63
29  Delaware	52		177  Georgi a St.	81	

Non-Di v I Games:

Towson

 Loss,  Non-Conf, S Site,  Home  Away N Neutral

Average RPI Win: 232		WON-LOST RECORD	WINNING PCT. RANK	LAST 10 GAMES	STRENGTH OF SCHEDULE	OPP. STRENGTH OF SCHEDULE	TEAM RPI	ADJ. RPI	CONF. RPI	ADJ CONF. RPI	
Average RPI Loss: 105											
DIV. I ONLY		10- 17	232	2- 8	144	134	213	212	9	9	
DIV. I NON-CONF.		5- 3	110	0- 0	254	321	183	184	9	9	
TOTALS		RPI 1-25	RPI 26-50	W-L RECORDS	RPI 51-100	RPI 100+					
10- 17		0- 2	0- 2	OVERALL	1- 4	9- 9					
4- 7		0- 1	0- 1	HOME	1- 1	3- 4					
4- 10		0- 1	0- 1	AWAY	0- 3	4- 5					
2- 0		0- 0	0- 0	NEUTRAL	0- 0	2- 0					
5- 3		0- 0	0- 0	NON-CONFERENCE	0- 1	5- 2					
1- 1		0- 0	0- 0	HOME	0- 0	1- 1					
2- 2		0- 0	0- 0	AWAY	0- 1	2- 1					
2- 0		0- 0	0- 0	NEUTRAL	0- 0	2- 0					
5- 14		0- 2	0- 2	CONFERENCE	1- 3	4- 7					
3- 6		0- 1	0- 1	HOME	1- 1	2- 3					
2- 8		0- 1	0- 1	AWAY	0- 2	2- 4					
0- 0		0- 0	0- 0	NEUTRAL	0- 0	0- 0					
RPI 1-25		RPI 26-50		RPI 51-100		Team's RPI: 212					
RPI S	Opponent	Score	RPI S	Opponent	Score	RPI S	Opponent	Score			
13	A Middl e Tenn.	55 90	34	A Western Ky.	69 92	64	A La. -Lafayette	66 89	108	H Denver	62 65
13	H Middl e Tenn.	60 68	34	H Western Ky.	53 66	72	H Arkansas St.	76 55	129	A Florida Int'l	61 66
						89	A Ark. -Little Rock	51 58	129	A Florida Int'l	49 61
						89	H Ark. -Little Rock	38 48	129	H Florida Int'l	58 63
						90	A Mi ssi ssi ppi St.	43 74	153	A Army	48 72
									170	A South Ala.	44 56
									170	H South Ala.	56 69
									175	A North Texas	53 68
									185	A La. -Monroe	52 39
									196	A Ga. Southern	58 53
									196	N Ga. Southern	77 62
									199	H Samford	51 54
									234	A Fla. Atlanti c	78 63
									234	H Fla. Atlanti c	66 60
									265	H New Orleans	69 53
									301	H Jacksonville St.	64 58
									311	A Bi rmi ngham-So.	72 62
									330	N Texas Southern	68 58
			LAST 10 Division I GAMES:								
			129	A Florida Int'l	49 61	129	A Florida Int'l	61 66			
			170	A South Ala.	44 56	234	H Fla. Atlanti c	66 60			
			13	H Middl e Tenn.	60 68	175	A North Texas	53 68			
			34	A Western Ky.	53 66	185	A La. -Monroe	52 39			
			89	A Ark. -Little Rock	51 58	108	H Denver	62 65			

Troy

Non-Div I Games: Belhaven 86 44 Loyola (La.) 75 52

Troy

Loss, Non-Conf, S Site, H Home A Away N Neutral

Average RPI Win: 171

Average RPI Loss: 74

WON-LOST  
RECORDWINNING  
PCT. RANKLAST 10  
GAMESSTRENGTH OF  
SCHEDULEOPP. STRENGTH  
OF SCHEDULETEAM  
RPIADJ.  
RPICONF.  
RPIADJ CONF.  
RPI

DIV. I ONLY

24- 6

24

7- 3

226

80

67

69

13

13

DIV. I NON-CONF.

10- 2

33

1- 1

250

31

72

71

11

11

TOTALS

RPI 1-25

RPI 26-50

W-L RECORDS

RPI 51-100

RPI 100+

24- 6

0- 1

0- 0

OVERALL

3- 6

22- 0

13- 2

0- 1

0- 0

HOME

2- 1

12- 0

9- 3

0- 0

0- 0

AWAY

1- 4

8- 0

2- 1

0- 0

0- 0

NEUTRAL

0- 1

2- 0

10- 2

0- 1

0- 0

NON-CONFERENCE

1- 2

10- 0

7- 1

0- 1

0- 0

HOME

1- 0

6- 0

3- 2

0- 0

0- 0

AWAY

0- 2

3- 0

1- 0

0- 0

0- 0

NEUTRAL

0- 0

1- 0

14- 4

0- 0

0- 0

CONFERENCE

2- 4

12- 0

7- 1

0- 0

0- 0

HOME

1- 1

6- 0

6- 2

0- 0

0- 0

AWAY

1- 2

5- 0

1- 1

0- 0

0- 0

NEUTRAL

0- 1

1- 0

RPI 1-25

RPI 26-50

RPI 51-100

Team's RPI : 69

RPI 101+

RPI S Opponent Score

14 H LSU 39 59

RPI S Opponent Score

RPI S Opponent Score

56 A Texas Tech 50 77

62 H Texas-Arlington 68 65

86 A Ri ce 71 68

86 H Ri ce 52 61

86 N Ri ce 52 64

90 A Mi ssi ssi ppi St. 73 79

92 A UTEP 76 80

92 H UTEP 81 56

95 A East Caro. 68 76

RPI S Opponent Score

102 H UAB 66 48

107 A SMU 63 58

107 H SMU 78 72

119 H Al abama 83 68

127 H Stephen F. Austin 75 52

129 A Flori da Int'l 69 64

142 N Villanova 72 60

154 A Tul sa 75 62

154 H Tul sa 78 70

162 A Marshal l 67 64

163 A Houston 71 56

163 H Houston 83 61

163 N Houston 62 55

182 A Mi ami (Ohi o) 82 67

193 H Southern Mi ss. 66 50

197 H Jackson St. 76 43

245 H Rhode Isl and 76 70

271 H UCF 85 47

275 H Fordham 78 44

285 H Lamar 83 70

291 A Memphi s 77 61

293 A Wi nthrop 58 53

LAST 10 Div sion I GAMES:

90 A Mi ssi ssi ppi St. 73 79

107 H SMU 78 72

197 H Jackson St. 76 43

95 A East Caro. 68 76

86 N Ri ce 52 64

162 A Marshal l 67 64

163 N Houston 62 55

102 H UAB 66 48

154 H Tul sa 78 70

291 A Memphi s 77 61

Tulane

Tulane

Non-Div I Games: Loyol a (La.) 94 50

Tulane

Loss, Non-Conf, S Site, H Home A Away N Neutral

Average RPI Win: 187  
Average RPI Loss: 99

WON-LOST  
RECORD

WINNING  
PCT. RANK

LAST 10  
GAMES

STRENGTH OF  
SCHEDULE

OPP. STRENGTH  
OF SCHEDULE

TEAM  
RPI

ADJ.  
RPI

CONF.  
RPI

ADJ CONF.  
RPI

DIV. I ONLY	11- 19	233	4- 6	59	129	157	154	13	13
DIV. I NON-CONF.	5- 7	206	0- 0	30	114	113	113	11	11

TOTALS	RPI 1-25	RPI 26-50	W-L RECORDS	RPI 51-100	RPI 100+
11- 19	0- 2	0- 1	OVERALL	1- 8	10- 8
8- 7	0- 1	0- 0	HOME	1- 5	7- 1
3- 10	0- 0	0- 1	AWAY	0- 3	3- 6
0- 2	0- 1	0- 0	NEUTRAL	0- 0	0- 1
5- 7	0- 2	0- 1	NON-CONFERENCE	1- 1	4- 3
3- 2	0- 1	0- 0	HOME	1- 1	2- 0
2- 3	0- 0	0- 1	AWAY	0- 0	2- 2
0- 2	0- 1	0- 0	NEUTRAL	0- 0	0- 1
6- 12	0- 0	0- 0	CONFERENCE	0- 7	6- 5
5- 5	0- 0	0- 0	HOME	0- 4	5- 1
1- 7	0- 0	0- 0	AWAY	0- 3	1- 4
0- 0	0- 0	0- 0	NEUTRAL	0- 0	0- 0

RPI S	Opponent	Score
7 H	OKlahoma	49 <b>72</b>
14 N	LSU	37 <b>61</b>

RPI S	Opponent	Score
45 A	Florida St.	43 <b>60</b>

RPI S	Opponent	Score
69 A	Tulane	70 <b>78</b>
69 H	Tulane	62 <b>75</b>
82 H	Arkansas	67 <b>78</b>
86 A	Rice	65 <b>83</b>
86 H	Rice	45 <b>50</b>
92 A	UTEP	56 <b>66</b>
92 H	UTEP	68 <b>70</b>
93 H	Southeast Mo. St.	67 54
95 H	East Caro.	61 <b>62</b>

RPI S	Opponent	Score
101 N	Charlotte	65 <b>85</b>
102 A	UAB	60 <b>76</b>
102 H	UAB	65 <b>67</b>
107 A	SMU	54 <b>64</b>
107 H	SMU	74 55
127 A	Stephen F. Austin	55 <b>66</b>
162 H	Marshall	74 58
163 A	Houston	54 <b>70</b>
163 H	Houston	81 73
170 H	South Ala.	60 55
176 A	Oral Roberts	61 <b>74</b>
193 H	Southern Miss.	56 52
193 H	Southern Miss.	73 64
195 A	UTSA	61 57
227 A	St. Peter's	51 38
262 H	Missouri St.	70 51
271 A	UCF	69 <b>75</b>
291 A	Memphis	87 71

LAST 10 Division I GAMES:

102 H	UAB	65 <b>67</b>	163 H	Houston	81 73
193 H	Southern Miss.	73 64	95 H	East Caro.	61 <b>62</b>
69 A	Tulane	70 <b>78</b>	162 H	Marshall	74 58
92 A	UTEP	56 <b>66</b>	271 A	UCF	69 <b>75</b>
86 H	Rice	45 <b>50</b>	193 H	Southern Miss.	56 52

Tulsa

Tulsa

Non-Div I Games:

Tulsa

**Loss**, **Non-Conf**, **S Site**, **H Home** **A Away** **N Neutral**

Average RPI Win: 166		WON-LOST RECORD	WINNING PCT. RANK	LAST 10 GAMES	STRENGTH OF SCHEDULE	OPP. STRENGTH OF SCHEDULE	TEAM RPI	ADJ. RPI	CONF. RPI	ADJ CONF. RPI
DIV. I ONLY		18- 12	104	6- 4	128	105	103	102	13	13
DIV. I NON-CONF.		5- 7	206	1- 1	55	61	132	129	11	11
<hr/>										
TOTALS		RPI 1-25	RPI 26-50	W-L RECORDS	RPI 51-100	RPI 100+				
18- 12		0- 1	0- 5	OVERALL	7- 2	12- 5				
9- 6		0- 1	0- 2	HOME	4- 0	6- 3				
8- 5		0- 0	0- 3	AWAY	3- 1	5- 2				
1- 1		0- 0	0- 0	NEUTRAL	0- 1	1- 0				
5- 7		0- 1	0- 5	NON-CONFERENCE	3- 0	3- 2				
4- 4		0- 1	0- 2	HOME	2- 0	2- 1				
1- 4		0- 0	0- 3	AWAY	1- 0	0- 1				
1- 0		0- 0	0- 0	NEUTRAL	0- 0	1- 0				
13- 5		0- 0	0- 0	CONFERENCE	4- 2	9- 3				
6- 2		0- 0	0- 0	HOME	2- 0	4- 2				
7- 2		0- 0	0- 0	AWAY	2- 1	5- 1				
0- 1		0- 0	0- 0	NEUTRAL	0- 1	0- 0				
<hr/>										
RPI 1-25		RPI 26-50		RPI 51-100		RPI 101+		Team's RPI: 102		
RPI S	Opponent	Score	RPI S	Opponent	Score	RPI S	Opponent	Score		
8 H	Vanderbi l t	63 85	35 H	Chattanooga	63 70	55 H	Davi dson	81 77	107 H	SMU 71 68
			40 H	Mi ssi ssi ppi	85 99	58 H	Vi rgi ni a Tech	70 59	154 A	Tul sa 67 65
			44 A	Auburn	60 74	69 A	Tul ane	48 66	154 H	Tul sa 76 60
			45 A	Fl ori da St.	77 93	86 A	Ri ce	79 66	162 A	Marshal l 62 55
			48 A	Vi rgi ni a	63 81	90 A	Mi ssi ssi ppi St.	76 70	162 H	Marshal l 69 75
						92 H	UTEP	54 43	163 A	Houston 84 63
						95 A	East Caro.	73 69	178 H	Hampton 66 47
						95 H	East Caro.	59 52	185 H	La. -Monroe 73 80
						95 N	East Caro.	81 85	193 A	Southern Mi ss. 54 72
									193 H	Southern Mi ss. 55 60
									197 A	Jackson St. 67 78
									234 H	Fl a. Atlantic 67 52
									271 A	UCF 66 55
									271 H	UCF 58 44
									291 A	Memphi s 75 59
									291 H	Memphi s 84 77
									315 N	Northwestern St. 84 77
<hr/>										
LAST 10 Div sion I GAMES:										
			44 A	Auburn	60 74	86 A	Ri ce	79 66		
			55 H	Davi dson	81 77	193 H	Southern Mi ss.	55 60		
			95 N	East Caro.	81 85	271 H	UCF	58 44		
			154 A	Tul sa	67 65	69 A	Tul ane	48 66		
			163 A	Houston	84 63	92 H	UTEP	54 43		

U  
A  
B

Non-Di v I Games:

UAB

Loss, 
Non-Conf, S Site, 
H Home
A Away 
N Neutral

Average RPI Win: 269

Average RPI Loss: 160

WON-LOST  
RECORDWINNING  
PCT. RANKLAST 10  
GAMESSTRENGTH OF  
SCHEDULEOPP. STRENGTH  
OF SCHEDULETEAM  
RPIADJ.  
RPICONF.  
RPIADJ CONF.  
RPI

DIV. I ONLY

11- 16

215

5- 5

280

246

262

260

31

31

DIV. I NON-CONF.

11- 15

205

5- 5

270

284

252

253

28

28

TOTALS

RPI 1-25

RPI 26-50

W-L RECORDS

RPI 51-100

RPI 100+

11- 16

0- 0

0- 2

OVERALL

1- 3

10- 11

8- 4

0- 0

0- 1

HOME

1- 1

7- 2

3- 11

0- 0

0- 1

AWAY

0- 2

3- 8

0- 1

0- 0

0- 0

NEUTRAL

0- 0

0- 1

11- 15

0- 0

0- 1

NON-CONFERENCE

1- 3

10- 11

8- 3

0- 0

0- 0

HOME

1- 1

7- 2

3- 11

0- 0

0- 1

AWAY

0- 2

3- 8

0- 1

0- 0

0- 0

NEUTRAL

0- 0

0- 1

0- 1

0- 0

0- 1

CONFERENCE

0- 0

0- 0

0- 1

0- 0

0- 1

HOME

0- 0

0- 0

0- 0

0- 0

0- 0

AWAY

0- 0

0- 0

0- 0

0- 0

0- 0

NEUTRAL

0- 0

0- 0

RPI 1-25

RPI 26-50

RPI 51-100

RPI 101+



Team's RPI: 260



RPI S Opponent Score



RPI S Opponent Score



RPI S Opponent Score



RPI S Opponent Score


46  Gonzaga 70  73



49  South Dakota St. 61  78



87  Boise St. 56  73



87  Boise St. 56  58



97  UC Riverside 59  64



97  UC Riverside 55 46



110  UC Santa Barb. 64  90


110  UC Santa Barb. 53  77



165  San Diego St. 52  59



208  Cal St. Fullerton 53  62



208  Cal St. Fullerton 51  60


214  Cal St. Northridge 62  73



214  Cal St. Northridge 69 68



218  Oregon St. 56  66


219  N Syracuse 55  75


230  Cal Poly 60  69


230  Cal Poly 78 64


248  Portland St. 63  73


268  Long Beach St. 47  63


268  Long Beach St. 60 50


288  UC Irvine 64 62


288  UC Irvine 63 52

299  Brown 72 63



313  Paci fic 75 61



313  Paci fic 67 39


321  Lafayette 62 45


328  Sacramento St. 59 55


LAST 10 Division I GAMES:


97  UC Riverside 59  64



208  Cal St. Fullerton 53  62



268  Long Beach St. 60 50



288  UC Irvine 63 52


214  Cal St. Northridge 69 68

313  Paci fic 67 39

110  UC Santa Barb. 64  90





230  Cal Poly 60  69

208  Cal St. Fullerton 51  60

97  UC Riverside 55 46

Non-Div I Games: San Fran. St. 74 40 Westmont 67 46

UC Davis

 Loss,  Non-Conf, S Site,  Home  Away N Neutral

Average RPI Win: 227		WON-LOST RECORD	WINNING PCT. RANK	LAST 10 GAMES	STRENGTH OF SCHEDULE	OPP. STRENGTH OF SCHEDULE	TEAM RPI	ADJ. RPI	CONF. RPI	ADJ CONF. RPI	
DIV. I ONLY		6- 24	309	1- 9	191	249	289	288	23	23	
DIV. I NON-CONF.		3- 12	290	0- 1	99	250	239	239	18	18	
TOTALS		RPI 1-25	RPI 26-50	W-L RECORDS	RPI 51-100	RPI 100+					
6- 24		0- 1	0- 1	OVERALL	1- 3	5- 19					
3- 13		0- 1	0- 1	HOME	1- 1	2- 10					
3- 10		0- 0	0- 0	AWAY	0- 2	3- 8					
0- 1		0- 0	0- 0	NEUTRAL	0- 0	0- 1					
3- 12		0- 1	0- 1	NON-CONFERENCE	1- 1	2- 9					
2- 7		0- 1	0- 1	HOME	1- 0	1- 5					
1- 5		0- 0	0- 0	AWAY	0- 1	1- 4					
0- 0		0- 0	0- 0	NEUTRAL	0- 0	0- 0					
3- 12		0- 0	0- 0	CONFERENCE	0- 2	3- 10					
1- 6		0- 0	0- 0	HOME	0- 1	1- 5					
2- 5		0- 0	0- 0	AWAY	0- 1	2- 4					
0- 1		0- 0	0- 0	NEUTRAL	0- 0	0- 1					
RPI 1-25		RPI 26-50		RPI 51-100		RPI 101+		Team's RPI: 288			
RPI S	Opponent	Score	RPI S	Opponent	Score	RPI S	Opponent	Score			
15	H Arizona St.	46 75	36	H Nebraska	66 80	91	H Loyol a Marymount	79 59	103	H UCLA	62 66
						92	A UTEP	51 64	110	A UC Santa Barb.	67 86
						97	A UC Ri versi de	52 69	110	H UC Santa Barb.	71 81
						97	H UC Ri versi de	62 72	121	A Fresno St.	50 81
									153	H Army	69 83
									156	A UNLV	50 74
									173	A Nevada	68 69
									198	H Utah Val ley St.	89 75
									208	A Cal St. Full erton	62 76
									208	H Cal St. Full erton	59 77
									214	A Cal St. Northridge	63 80
									214	H Cal St. Northridge	60 76
									216	A New Mexico St.	61 47
									221	H Fai rfi el d	72 78
									230	A Cal Poly	84 73
									230	H Cal Poly	62 65
									260	A UC Davi s	52 63
									260	H UC Davi s	62 64
									268	A Long Beach St.	53 54
									268	H Long Beach St.	63 77
									268	N Long Beach St.	64 76
									287	H Eastern Wash.	60 80
									313	A Paci fi c	62 54
									313	H Paci fi c	76 64
LAST 10 Di v				sion I GAMES:							
268	N Long Beach St.	64 76	230	H Cal Poly	62 65						
268	H Long Beach St.	63 77	110	H UC Santa Barb.	71 81						
260	A UC Davi s	52 63	214	A Cal St. Northridge	63 80						
97	H UC Ri versi de	62 72	313	A Paci fi c	62 54						
208	H Cal St. Full erton	59 77	268	A Long Beach St.	53 54						

Non-Div I Games:

UC Irvine

Loss, 
Non-Conf, S Site, 
H Home
A Away 
N Neutral



Average RPI Win:	209	WON-LOST	WINNING	LAST 10	STRENGTH OF	OPP. STRENGTH	TEAM	ADJ.	CONF.	ADJ CONF.
Average RPI Loss:	109	RECORD	PCT. RANK	GAMES	SCHEDULE	OF SCHEDULE	RPI	RPI	RPI	RPI

DIV. I ONLY	21- 9	60	8- 2	178	190	100	97	23	23
DIV. I NON-CONF.	7- 7	151	1- 1	68	113	115	115	18	18

TOTALS	RPI 1-25	RPI 26-50	W-L RECORDS	RPI 51-100	RPI 100+
21- 9	0- 1	0- 3	OVERALL	1- 2	20- 4
11- 1	0- 0	0- 0	HOME	1- 0	10- 1
7- 7	0- 0	0- 2	AWAY	0- 2	7- 3
3- 2	0- 1	0- 1	NEUTRAL	0- 0	3- 0
7- 7	0- 1	0- 3	NON-CONFERENCE	1- 2	6- 2
4- 1	0- 0	0- 0	HOME	1- 0	3- 1
2- 5	0- 0	0- 2	AWAY	0- 2	2- 1
1- 2	0- 1	0- 1	NEUTRAL	0- 0	1- 0
14- 2	0- 0	0- 0	CONFERENCE	0- 0	14- 2
7- 0	0- 0	0- 0	HOME	0- 0	7- 0
5- 2	0- 0	0- 0	AWAY	0- 0	5- 2
2- 0	0- 0	0- 0	NEUTRAL	0- 0	2- 0

RPI S	RPI 1-25	Opponent	Score	RPI S	RPI 26-50	Opponent	Score	RPI S	RPI 51-100	Team's RPI: 97	Opponent	Score	RPI S	RPI 101+	Opponent	Score
15 N		Arizona St.	50 <span style="background-color: red;">57</span>	28 A		Cal i forni a	51 <span style="background-color: red;">58</span>	63 A			Okl ahoma St.	47 <span style="background-color: red;">77</span>	103 H		UCLA	60 <span style="background-color: red;">70</span>
				38 A		Brigham Young	57 <span style="background-color: red;">66</span>	78 H			Wi sconsi n	52 50	110 A		UC Santa Barb.	62 54
				44 N		Auburn	43 <span style="background-color: red;">51</span>	98 A			San Di ego	53 <span style="background-color: red;">68</span>	110 H		UC Santa Barb.	70 57
													110 N		UC Santa Barb.	70 67
													132 H		Pepperdi ne	65 51
													169 N		Butler	65 53
													173 A		Nevada	73 70
													181 H		Drake	52 39
													198 A		Utah Valley St.	70 69
													208 A		Cal St. Fullerton	80 73
													208 H		Cal St. Fullerton	64 48
													214 A		Cal St. Northridge	60 <span style="background-color: red;">69</span>
													214 H		Cal St. Northridge	81 70
													230 A		Cal Poly	58 <span style="background-color: red;">64</span>
													230 H		Cal Poly	75 65
													260 A		UC Davi s	46 <span style="background-color: red;">55</span>
													260 H		UC Davi s	64 59
													268 A		Long Beach St.	52 45
													268 H		Long Beach St.	58 43
													268 N		Long Beach St.	59 53
													288 A		UC Irvi ne	72 62
													288 H		UC Irvi ne	69 52
													313 A		Paci fi c	58 50
													313 H		Paci fi c	58 51
LAST 10 Div sion I GAMES:																
15 N		Arizona St.	50 <span style="background-color: red;">57</span>	230 A		Cal Poly	58 <span style="background-color: red;">64</span>									
110 N		UC Santa Barb.	70 67	288 A		UC Irvi ne	72 62									
268 N		Long Beach St.	59 53	268 A		Long Beach St.	52 45									
260 H		UC Davi s	64 59	313 H		Paci fi c	58 51									
110 A		UC Santa Barb.	62 54	214 H		Cal St. Northridge	81 70									

Non-Di v I Games: Al as. Anchorage 67 72

UC Ri versi de

Average RPI Win:	227	WON-LOST	WINNING	LAST 10	STRENGTH OF	OPP. STRENGTH	TEAM	ADJ.	CONF.	ADJ CONF.
Average RPI Loss:	87	RECORD	PCT. RANK	GAMES	SCHEDULE	OF SCHEDULE	RPI	RPI	RPI	RPI

DIV. I ONLY	18- 13	116	6- 4	118	176	111	110	23	23
DIV. I NON-CONF.	7- 8	172	1- 1	42	42	99	97	18	18

TOTALS	RPI 1-25	RPI 26-50	W-L RECORDS	RPI 51-100	RPI 100+
18- 13	0- 4	0- 1	OVERALL	1- 6	18- 3
8- 9	0- 3	0- 1	HOME	0- 3	8- 2
9- 3	0- 1	0- 0	AWAY	1- 2	9- 1
1- 1	0- 0	0- 0	NEUTRAL	0- 1	1- 0
7- 8	0- 4	0- 1	NON-CONFERENCE	1- 3	7- 1
4- 6	0- 3	0- 1	HOME	0- 2	4- 0
4- 3	0- 1	0- 0	AWAY	1- 1	3- 1
0- 0	0- 0	0- 0	NEUTRAL	0- 0	0- 0
11- 5	0- 0	0- 0	CONFERENCE	0- 3	11- 2
4- 3	0- 0	0- 0	HOME	0- 1	4- 2
6- 1	0- 0	0- 0	AWAY	0- 1	6- 0
1- 1	0- 0	0- 0	NEUTRAL	0- 1	1- 0

RPI 1-25				RPI 26-50				RPI 51-100				RPI 101+				Team's RPI: 110		
RPI	S	Opponent	Score	RPI	S	Opponent	Score	RPI	S	Opponent	Score	RPI	S	Opponent	Score			
6	A	Maryl and	44 105		37	H	Loui svi l l e	66 72	91	H	Loyol a Marymount	58 63	103	A	UCLA	62 87		
10	H	Stanford	59 84		97	A	UC Ri versi de	57 70	126	A	Ri chmond	51 49						
19	H	Mi chi gan St.	45 69		97	H	UC Ri versi de	54 62	132	A	Pepperdi ne	78 67						
22	H	North Carol i na St.	55 64		97 N	UC Ri versi de	67 70	179	H	Weber St.	62 57							
					98	A	San Di ego	75 63	198	H	Utah Valley St.	86 58						
					99	A	Oregon	54 70	208	A	Cal St. Full erton	73 71						
					99	H	Oregon	77 85	208	H	Cal St. Full erton	70 64						
									208	N	Cal St. Full erton	57 52						
									214	A	Cal St. Northri dge	90 79						
									214	H	Cal St. Northri dge	64 66						
								230	A	Cal Poly	68 62							
								230	H	Cal Poly	68 71							
								248	H	Portl and St.	88 73							
								260	A	UC Davi s	77 53							
								260	H	UC Davi s	90 64							
								268	A	Long Beach St.	69 55							
								268	H	Long Beach St.	71 60							
								288	A	UC Irvi ne	81 71							
								288	H	UC Irvi ne	86 67							
								313	A	Paci fi c	79 67							
								313	H	Paci fi c	89 55							
LAST 10 Di v si on I GAMES:																		
99	A	Oregon	54 70	313	A	Paci fi c	79 67											
98	A	San Di ego	75 63	97	H	UC Ri versi de	54 62											
97	N	UC Ri versi de	67 70	208	H	Cal St. Full erton	70 64											
208	N	Cal St. Full erton	57 52	230	H	Cal Poly	68 71											
214	A	Cal St. Northri dge	90 79	268	A	Long Beach St.	69 55											

Non-Div I Games:

UC Santa Barb.

Loss, 
Non-Conf, S Site, 
H Home
A Away 
N Neutral

Average RPI Win: 242		WON-LOST RECORD	WINNING PCT. RANK	LAST 10 GAMES	STRENGTH OF SCHEDULE	OPP. STRENGTH OF SCHEDULE	TEAM RPI	ADJ. RPI	CONF. RPI	ADJ CONF. RPI
DIV. I ONLY		8- 22	283	2- 8	192	181	273	271	13	13
DIV. I NON-CONF.		5- 8	224	0- 0	187	297	223	225	11	11
TOTALS		RPI 1-25	RPI 26-50	W-L RECORDS	RPI 51-100	RPI 100+				
8- 22		0- 1	0- 2	OVERALL	0- 5	8- 14				
7- 8		0- 0	0- 1	HOME	0- 2	7- 5				
1- 11		0- 0	0- 0	AWAY	0- 3	1- 8				
0- 3		0- 1	0- 1	NEUTRAL	0- 0	0- 1				
5- 8		0- 1	0- 2	NON-CONFERENCE	0- 0	5- 5				
4- 3		0- 0	0- 1	HOME	0- 0	4- 2				
1- 3		0- 0	0- 0	AWAY	0- 0	1- 3				
0- 2		0- 1	0- 1	NEUTRAL	0- 0	0- 0				
3- 14		0- 0	0- 0	CONFERENCE	0- 5	3- 9				
3- 5		0- 0	0- 0	HOME	0- 2	3- 3				
0- 8		0- 0	0- 0	AWAY	0- 3	0- 5				
0- 1		0- 0	0- 0	NEUTRAL	0- 0	0- 1				
RPI 1-25		RPI 26-50		RPI 51-100		RPI 101+		Team's RPI: 271		
RPI S	Opponent	Score	RPI S	Opponent	Score	RPI S	Opponent	Score		
18 N	Bayl or	48 78	45 H	Fl ori da St.	66 75	69 A	Tul ane	47 85	102 A	UAB 44 58
			48 N	Vi rgi ni a	47 76	86 H	Ri ce	57 75	102 H	UAB 55 66
						92 A	UTEP	56 69	107 A	SMU 47 73
						95 A	East Caro.	46 62	107 N	SMU 58 79
						95 H	East Caro.	57 76	147 H	lona 59 47
									154 H	Tul sa 75 69
									162 A	Marshall 58 62
									162 H	Marshall 46 64
									163 H	Houston 78 73
									189 A	Jacksonvi lle 50 61
									193 A	Southern Mi ss. 57 58
									193 H	Southern Mi ss. 63 65
									196 H	Ga. Southern 71 75
									200 A	Appal achi an St. 44 64
									251 H	Al bany (N. Y.) 59 51
									253 H	Fai rlei gh Di cki nson 64 77
									267 H	Fl ori da A&M 68 54
									276 A	Southeastern La. 49 67
									291 A	Memphi s 73 80
									291 H	Memphi s 77 62
									324 H	North Fl a. 55 44
									335 A	Bethune-Cookman 62 35
				LAST 10 Di v sion I GAMES:						
			107 N	SMU	58 79	86 H	Ri ce	57 75		
			95 H	East Caro.	57 76	163 H	Houston	78 73		
			162 H	Marshall	46 64	154 H	Tul sa	75 69		
			291 A	Memphi s	73 80	107 A	SMU	47 73		
			102 A	UAB	44 58	69 A	Tul ane	47 85		

UCF

Non-Di v I Games:

UCF

Loss, 
Non-Conf, S Site, 
H Home
A Away 
N Neutral



U  
M  
B  
C

UMBC				Through Games Of Sunday, March 11, 2007							
Average RPI Win:		211	WON-LOST	WINNING	LAST 10	STRENGTH OF	OPP. STRENGTH	TEAM	ADJ.	CONF.	ADJ CONF.
Average RPI Loss:		140	RECORD	PCT. RANK	GAMES	SCHEDULE	OF SCHEDULE	RPI	RPI	RPI	RPI
DIV. I ONLY		16- 16	164	6- 4	168	197	163	166	16	16	
DIV. I NON-CONF.		7- 6	137	0- 1	222	292	194	194	16	16	
<hr/>											
TOTALS		RPI 1-25	RPI 26-50	W-L RECORDS		RPI 51-100		RPI 100+			
16- 16		0- 2	1- 2	OVERALL		1- 3		14- 10			
6- 7		0- 0	0- 1	HOME		0- 2		6- 4			
5- 9		0- 2	0- 1	AWAY		0- 1		5- 6			
5- 0		0- 0	1- 0	NEUTRAL		1- 0		3- 0			
7- 6		0- 2	0- 0	NON-CONFERENCE		0- 1		7- 4			
2- 3		0- 0	0- 0	HOME		0- 1		2- 2			
3- 4		0- 2	0- 0	AWAY		0- 0		3- 2			
2- 0		0- 0	0- 0	NEUTRAL		0- 0		2- 0			
9- 10		0- 0	1- 2	CONFERENCE		1- 2		7- 6			
4- 4		0- 0	0- 1	HOME		0- 1		4- 2			
2- 6		0- 0	0- 1	AWAY		0- 1		2- 4			
3- 0		0- 0	1- 0	NEUTRAL		1- 0		1- 0			
<hr/>											
RPI 1-25			RPI 26-50			RPI 51-100			RPI 101+ Team's RPI: 166		
RPI S	Opponent	Score	RPI S	Opponent	Score	RPI S	Opponent	Score	RPI S	Opponent	Score
3	A Connecticut	33 82	47	A Hartford	45 58	75	H Coppin St.	48 59	145	H Towson	45 50
16	A George Washington	58 72	47	H Hartford	56 60	84	A Stony Brook	53 68	148	H Loyola (Md.)	58 56
			47	N Hartford	48 46	84	H Stony Brook	60 72	150	A Vermont	80 72
						84	N Stony Brook	67 64	150	H Vermont	38 46
									150	N Vermont	67 56
									157	A Boston U.	57 74
									157	H Boston U.	66 58
									168	A Maine	72 79
									168	H Maine	66 74
									194	N A&M-Corpus Christi	66 43
									204	N Texas St.	66 51
									223	A Mt. St. Mary's	48 61
									228	A Binghamton	65 68
									228	H Binghamton	60 50
									251	A Albany (N.Y.)	51 70
									251	H Albany (N.Y.)	66 41
									253	A Fairleigh Dickinson	78 72
									263	H Navy	56 74
									274	A American	60 61
									284	A New Hampshire	59 56
									284	H New Hampshire	59 51
									289	A Longwood	57 49
									319	A Rider	69 61
									333	H NJIT	78 51
<hr/>											
LAST 10 Division I GAMES:											
			3	A Connecticut	33 82		168	A Maine	72 79		
			47	N Hartford	48 46		150	A Vermont	80 72		
			150	N Vermont	67 56		284	H New Hampshire	59 51		
			84	N Stony Brook	67 64		228	A Binghamton	65 68		
			47	H Hartford	56 60		251	H Albany (N.Y.)	66 41		

U  
M  
B  
C

Non-Di v I Games:

UMBC

Average RPI Win: 295		WON-LOST RECORD		WINNING PCT. RANK		LAST 10 GAMES		STRENGTH OF SCHEDULE		OPP. STRENGTH OF SCHEDULE		TEAM RPI		ADJ. RPI		CONF. RPI		ADJ CONF. RPI		
Average RPI Loss: 180																				
DIV. I ONLY		9- 20		258		3- 7		307		285		295		295		30		30		
DIV. I NON-CONF.		3- 11		288		0- 0		303		177		315		316		31		31		
TOTALS		RPI 1-25		RPI 26-50		W-L RECORDS		RPI 51-100				RPI 100+								
9- 20		0- 0		0- 0		OVERALL		0- 3				9- 17								
5- 7		0- 0		0- 0		HOME		0- 1				5- 6								
4- 11		0- 0		0- 0		AWAY		0- 2				4- 10								
0- 1		0- 0		0- 0		NEUTRAL		0- 0				0- 1								
3- 11		0- 0		0- 0		NON-CONFERENCE		0- 3				3- 8								
2- 3		0- 0		0- 0		HOME		0- 1				2- 2								
1- 7		0- 0		0- 0		AWAY		0- 2				1- 5								
0- 1		0- 0		0- 0		NEUTRAL		0- 0				0- 1								
6- 9		0- 0		0- 0		CONFERENCE		0- 0				6- 9								
3- 4		0- 0		0- 0		HOME		0- 0				3- 4								
3- 5		0- 0		0- 0		AWAY		0- 0				3- 5								
0- 0		0- 0		0- 0		NEUTRAL		0- 0				0- 0								
RPI 1-25		RPI 26-50		RPI 51-100		RPI 101+		Team's RPI: 295												
RPI S	Opponent	Score	RPI S	Opponent	Score	RPI S	Opponent	Score	RPI S	Opponent	Score	RPI S	Opponent	Score	RPI S	Opponent	Score	RPI S	Opponent	Score
						59 A	TCU	45 68		115 A	Kansas	53 66								
						63 A	Oklahoma St.	54 96		140 A	Oakl and	47 67								
						81 H	Kansas St.	56 64		140 H	Oakl and	55 82								
										157 H	Boston U.	66 68								
										172 A	Val parai so	48 66								
										172 H	Val parai so	51 52								
										176 A	Oral Roberts	53 62								
										176 A	Oral Roberts	44 52								
										176 H	Oral Roberts	45 66								
										183 A	St. Louis	59 72								
										185 N	La. -Monroe	50 52								
										204 A	Texas St.	51 55								
										246 A	IUPUI	50 42								
										246 H	IUPUI	66 63								
										254 A	Wi chi ta St.	71 78								
										272 A	Col orado St.	72 89								
										277 H	Central Ark.	62 74								
										292 A	Chi cago St.	51 48								
										292 H	Chi cago St.	52 41								
										300 A	Western Ill.	64 61								
										300 H	Western Ill.	38 50								
										302 A	Southern Utah	48 57								
										302 H	Southern Utah	64 48								
										310 H	Northern Colo.	71 46								
										332 A	Centenary (La.)	63 47								
										332 H	Centenary (La.)	64 57								
LAST 10 Division I GAMES:																				
			176 A	Oral Roberts	44 52		176 A	Oral Roberts	53 62		332 A	Centenary (La.)	63 47							
			300 A	Western Ill.	64 61		332 A	Centenary (La.)	63 47		302 A	Southern Utah	48 57							
			172 A	Val parai so	48 66		302 A	Southern Utah	48 57		172 H	Val parai so	51 52							
			140 H	Oakl and	55 82		172 H	Val parai so	51 52		300 H	Western Ill.	38 50							
			246 H	IUPUI	66 63		300 H	Western Ill.	38 50											

Non-Div I Games: Okla. Christian 70 54

UMKC

Average RPI Win:	236	WON-LOST	WINNING	LAST 10	STRENGTH OF	OPP. STRENGTH	TEAM	ADJ.	CONF.	ADJ CONF.
Average RPI Loss:	142	RECORD	PCT. RANK	GAMES	SCHEDULE	OF SCHEDULE	RPI	RPI	RPI	RPI

DIV. I ONLY	18- 11	87	7- 3	206	274	140	141	21	21
DIV. I NON-CONF.	6- 6	151	0- 1	146	277	162	162	22	22

TOTALS	RPI 1-25	RPI 26-50	W-L RECORDS	RPI 51-100	RPI 100+
18- 11	0- 1	0- 1	OVERALL	0- 2	18- 8
11- 4	0- 0	0- 0	HOME	0- 1	11- 3
6- 7	0- 0	0- 1	AWAY	0- 1	6- 5
1- 1	0- 1	0- 0	NEUTRAL	0- 0	1- 0
6- 6	0- 1	0- 1	NON-CONFERENCE	0- 2	6- 3
3- 2	0- 0	0- 0	HOME	0- 1	3- 1
2- 4	0- 0	0- 1	AWAY	0- 1	2- 2
1- 1	0- 1	0- 0	NEUTRAL	0- 0	1- 0
12- 5	0- 0	0- 0	CONFERENCE	0- 0	12- 5
8- 2	0- 0	0- 0	HOME	0- 0	8- 2
4- 3	0- 0	0- 0	AWAY	0- 0	4- 3
0- 0	0- 0	0- 0	NEUTRAL	0- 0	0- 0

RPI 1-25				RPI 26-50				RPI 51-100				RPI 101+				Team's RPI: 141	
RPI	S	Opponent	Score	RPI	S	Opponent	Score	RPI	S	Opponent	Score	RPI	S	Opponent	Score		
14	N	LSU	39 77	35	A	Chattanooga	59 72	55	A	Davi dson	55 67	122	A	Li berty	54 51		
								70	H	Western Caro.	78 81	122	H	Li berty	62 66		
												125	H	East Tenn. St.	79 91		
												139	A	Radford	67 72		
												139	H	Radford	84 70		
												139	H	Radford	67 57		
												151	A	Hi gh Point	53 59		
												151	H	Hi gh Point	72 69		
												180	A	Wake Forest	58 53		
												186	A	N. C. A&T	59 63		
												201	A	Coastal Caro.	74 46		
												201	H	Coastal Caro.	61 73		
												201	H	Coastal Caro.	65 51		
												211	H	Morgan St.	63 45		
												222	H	I PFW	73 69		
												266	H	Gardner-Webb	55 37		
												283	N	Kennesaw St.	83 76		
												293	A	Wi nthrop	60 47		
												293	H	Wi nthrop	89 74		
												293	H	Wi nthrop	64 53		
												298	A	Charleston So.	73 76		
												298	H	Charleston So.	72 55		
												309	A	Campbel I	73 81		
												311	A	Bi rmi ngham-So.	72 61		
												311	H	Bi rmi ngham-So.	86 58		
												327	A	Mercer	64 51		
LAST 10 Div sion I GAMES:																	
	14	N	LSU	39	77		139	H	Radford	84	70		122	A	Li berty	54	51
	139	H	Radford	67	57								151	A	Hi gh Point	53	59
	293	H	Wi nthrop	64	53								293	H	Wi nthrop	89	74
	201	H	Coastal Caro.	65	51								298	A	Charleston So.	73	76
	311	H	Bi rmi ngham-So.	86	58												

U  
N  
C  
A  
s  
h  
e  
v  
i  
l  
l  
e

U  
N  
C  
A  
s  
h  
e  
v  
i  
l  
l  
e

Average RPI Win:	199	WON-LOST	WINNING	LAST 10	STRENGTH OF	OPP. STRENGTH	TEAM	ADJ.	CONF.	ADJ CONF.
Average RPI Loss:	88	RECORD	PCT. RANK	GAMES	SCHEDULE	OF SCHEDULE	RPI	RPI	RPI	RPI

DIV. I ONLY	20- 10	69	7- 3	120	130	84	85	14	14
DIV. I NON-CONF.	7- 4	98	0- 0	89	92	73	72	14	14

TOTALS	RPI 1-25	RPI 26-50	W-L RECORDS	RPI 51-100	RPI 100+
20- 10	0- 2	1- 1	OVERALL	1- 4	18- 3
12- 3	0- 0	0- 1	HOME	1- 2	11- 0
7- 6	0- 2	1- 0	AWAY	0- 2	6- 2
1- 1	0- 0	0- 0	NEUTRAL	0- 0	1- 1
7- 4	0- 2	0- 0	NON-CONFERENCE	0- 1	7- 1
5- 1	0- 0	0- 0	HOME	0- 1	5- 0
1- 3	0- 2	0- 0	AWAY	0- 0	1- 1
1- 0	0- 0	0- 0	NEUTRAL	0- 0	1- 0
13- 6	0- 0	1- 1	CONFERENCE	1- 3	11- 2
7- 2	0- 0	0- 1	HOME	1- 1	6- 0
6- 3	0- 0	1- 0	AWAY	0- 2	5- 1
0- 1	0- 0	0- 0	NEUTRAL	0- 0	0- 1

RPI S	Opponent	Score	RPI S	Opponent	Score	RPI S	Opponent	Score	RPI S	Opponent	Score
5	A North Carolina	48 103	35	A Chattanooga	71 68	55	A Davidson	59 73	101	A Charlotte	40 86
6	A Maryland	57 92	35	H Chattanooga	66 83	55	H Davidson	78 55	122	N Liberty	67 59
						58	H Virginia Tech	45 56	151	H High Point	63 53
						70	A Western Caro.	67 73	159	H Providence	72 68
						70	H Western Caro.	52 53	192	A Wofford	62 54
									192	H Wofford	71 66
									196	A Ga. Southern	68 60
									196	H Ga. Southern	80 55
									196	N Ga. Southern	64 81
									200	A Appalachi an St.	68 61
									200	H Appalachi an St.	81 62
									201	H Coastal Caro.	64 54
									233	H UNC Wi lmi ngton	74 46
									242	A El on	57 48
									242	H El on	88 40
									244	A Furman	65 58
									244	H Furman	67 53
									279	A Col . of Charleston	61 73
									279	H Col . of Charleston	70 61
									289	H Longwood	81 50
									309	A Campbel l	84 68
LAST 10 Division I GAMES:											
			196	N Ga. Southern	64 81		200	H Appalachi an St.	81 62		
			70	A Western Caro.	67 73		196	A Ga. Southern	68 60		
			192	H Wofford	71 66		244	A Furman	65 58		
			242	A El on	57 48		35	H Chattanooga	66 83		
			279	H Col . of Charleston	70 61		55	H Davidson	78 55		

Non-Div I Games:

UNC Greensboro

■ Loss, 
 ■ Non-Conf, 
 ■ S Site, 
 ■ H Home 
 ■ A Away 
 N Neutral



Average RPI Win:	249	WON-LOST	WINNING	LAST 10	STRENGTH OF	OPP. STRENGTH	TEAM	ADJ.	CONF.	ADJ CONF.
Average RPI Loss:	111	RECORD	PCT. RANK	GAMES	SCHEDULE	OF SCHEDULE	RPI	RPI	RPI	RPI

DIV. I ONLY	8- 23	292	1- 9	108	142	233	233	8	8
DIV. I NON-CONF.	4- 7	233	0- 0	227	217	240	243	10	10

TOTALS	RPI 1-25	RPI 26-50	W-L RECORDS	RPI 51-100	RPI 100+
8- 23	0- 2	0- 4	OVERALL	0- 5	8- 12
4- 10	0- 1	0- 2	HOME	0- 2	4- 5
3- 11	0- 1	0- 1	AWAY	0- 3	3- 6
1- 2	0- 0	0- 1	NEUTRAL	0- 0	1- 1
4- 7	0- 1	0- 0	NON-CONFERENCE	0- 3	4- 3
3- 2	0- 0	0- 0	HOME	0- 1	3- 1
1- 4	0- 1	0- 0	AWAY	0- 2	1- 1
0- 1	0- 0	0- 0	NEUTRAL	0- 0	0- 1
4- 16	0- 1	0- 4	CONFERENCE	0- 2	4- 9
1- 8	0- 1	0- 2	HOME	0- 1	1- 4
2- 7	0- 0	0- 1	AWAY	0- 1	2- 5
1- 1	0- 0	0- 1	NEUTRAL	0- 0	1- 0

RPI	S	Opponent	Score
20	H	Old Domini on	56 <b>79</b>
22	A	North Carolina St.	48 <b>63</b>

RPI	S	Opponent	Score
26	H	James Madi son	69 <b>75</b>
26	N	James Madi son	43 <b>73</b>
29	A	Del aware	62 <b>80</b>
29	H	Del aware	38 <b>66</b>

RPI	S	Opponent	Score
51	A	Hofstra	64 <b>68</b>
51	H	Hofstra	50 <b>79</b>
65	H	South Carolina	42 <b>75</b>
85	A	UNC Greensboro	46 <b>74</b>
95	A	East Caro.	52 <b>57</b>

RPI	S	Opponent	Score
116	A	William & Mary	50 <b>60</b>
116	H	William & Mary	38 <b>56</b>
131	A	VCU	55 <b>56</b>
131	H	VCU	64 <b>76</b>
145	A	Towson	59 <b>63</b>
145	N	Towson	55 41
151	A	High Poi nt	49 <b>63</b>
177	A	Georgi a St.	57 <b>61</b>
177	H	Georgi a St.	76 <b>78</b>
201	N	Coastal Caro.	59 <b>66</b>
205	A	Drexel	48 <b>51</b>
205	H	Drexel	59 <b>71</b>
225	A	George Mason	59 57
225	H	George Mason	59 58
244	H	Furman	50 43
252	A	Northeastern	64 56
279	H	Col. of Charleston	56 41
303	H	Youngstown St.	56 52
309	H	Campbel l	55 <b>69</b>
320	A	South Carolina St.	67 49

## LAST 10 Div sion I GAMES:

26	N	James Madi son	43 <b>73</b>	131	H	VCU	64 <b>76</b>
145	N	Towson	55 41	205	H	Drexel	59 <b>71</b>
20	H	Old Domini on	56 <b>79</b>	29	A	Del aware	62 <b>80</b>
51	H	Hofstra	50 <b>79</b>	116	H	William & Mary	38 <b>56</b>
145	A	Towson	59 <b>63</b>	177	A	Georgi a St.	57 <b>61</b>

Non-Di v I Games:

UNC Wilmington

Loss, 
Non-Conf, S Site, 
H Home
A Away
N Neutral

UNI

Through Games Of Sunday, March 11, 2007

Average RPI Win:	195	WON-LOST RECORD	WINNING PCT. RANK	LAST 10 GAMES	STRENGTH OF SCHEDULE	OPP. STRENGTH OF SCHEDULE	TEAM RPI	ADJ. RPI	CONF. RPI	ADJ CONF. RPI
Average RPI Loss:	106									
DIV. I ONLY	17- 13	127	6- 4	125	138	116	117	15	15	
DIV. I NON-CONF.	6- 5	130	0- 0	95	45	107	109	15	15	
<hr/>										
TOTALS	RPI 1-25	RPI 26-50	W-L RECORDS	RPI 51-100	RPI 100+					
17- 13	0- 2	0- 1	OVERALL	2- 4	15- 6					
9- 5	0- 2	0- 0	HOME	0- 2	9- 1					
7- 7	0- 0	0- 1	AWAY	2- 2	5- 4					
1- 1	0- 0	0- 0	NEUTRAL	0- 0	1- 1					
6- 5	0- 2	0- 1	NON-CONFERENCE	1- 1	5- 1					
3- 2	0- 2	0- 0	HOME	0- 0	3- 0					
2- 3	0- 0	0- 1	AWAY	1- 1	1- 1					
1- 0	0- 0	0- 0	NEUTRAL	0- 0	1- 0					
11- 8	0- 0	0- 0	CONFERENCE	1- 3	10- 5					
6- 3	0- 0	0- 0	HOME	0- 2	6- 1					
5- 4	0- 0	0- 0	AWAY	1- 1	4- 3					
0- 1	0- 0	0- 0	NEUTRAL	0- 0	0- 1					

UNI

RPI 1-25			RPI 26-50			RPI 51-100			RPI 101+ Team's RPI: 117		
RPI	S	Opponent	Score	RPI	S	Opponent	Score	RPI	S	Opponent	Score
6	H	Maryl and	33 77	42	A	Washi ngton	63 81	71	A	Mi nnesota	63 75
25	H	Iowa St.	74 80					79	A	Iowa	83 62
								88	A	Illi nois St.	74 73
								88	H	Illi nois St.	58 60
								96	A	Southern Ill.	46 49
								96	H	Southern Ill.	74 79

Non-Div I Games:

UNI

Average RPI Win: 185		WON-LOST RECORD		WINNING PCT. RANK		LAST 10 GAMES		STRENGTH OF SCHEDULE		OPP. STRENGTH OF SCHEDULE		TEAM RPI		ADJ. RPI		CONF. RPI		ADJ CONF. RPI	
DIV. I ONLY		13- 15		183		5- 5		133		103		156		156		7		7	
DIV. I NON-CONF.		5- 6		185		0- 0		243		173		222		220		7		7	
TOTALS		RPI 1-25		RPI 26-50		W-L RECORDS		RPI 51-100		RPI 100+									
13- 15		0- 0		2- 3		OVERALL		2- 7		9- 5									
10- 8		0- 0		2- 1		HOME		2- 4		6- 3									
3- 7		0- 0		0- 2		AWAY		0- 3		3- 2									
0- 0		0- 0		0- 0		NEUTRAL		0- 0		0- 0									
5- 6		0- 0		0- 0		NON-CONFERENCE		1- 2		4- 4									
4- 5		0- 0		0- 0		HOME		1- 2		3- 3									
1- 1		0- 0		0- 0		AWAY		0- 0		1- 1									
0- 0		0- 0		0- 0		NEUTRAL		0- 0		0- 0									
8- 9		0- 0		2- 3		CONFERENCE		1- 5		5- 1									
6- 3		0- 0		2- 1		HOME		1- 2		3- 0									
2- 6		0- 0		0- 2		AWAY		0- 3		2- 1									
0- 0		0- 0		0- 0		NEUTRAL		0- 0		0- 0									
RPI 1-25		Score		RPI 26-50		Score		RPI 51-100		Score		RPI 101+		Team's RPI: 156		Score			
RPI S	Opponent			RPI S	Opponent			RPI S	Opponent			RPI S	Opponent						
38	A Brigham Young	59 64		59	A TCU	63 88		132	H Pepperdi ne	42 57									
38	H Brigham Young	76 71		59	H TCU	62 75		161	H Mi chi gan	58 68									
43	A New Mexi co	56 77		60	H DePaul	89 71		165	A San Di ego St.	54 67									
43	H New Mexi co	70 59		73	A Wyomi ng	59 85		165	H San Di ego St.	71 54									
43	H New Mexi co	52 80		73	H Wyomi ng	51 46		173	H Nevada	77 63									
				78	H Wi sconsi n	51 67		195	H UTSA	62 70									
				83	A Utah	55 70		242	H El on	70 40									
				83	H Utah	37 49		255	A Ai r Force	63 55									
				87	H Boi se St.	63 76		255	H Ai r Force	72 58									
								268	A Long Beach St.	61 44									
								272	A Col orado St.	63 58									
								272	H Col orado St.	57 46									
								288	H UC I rvi ne	74 50									
								302	A Southern Utah	52 56									
LAST 10 Div sion I GAMES:																			
43	H New Mexi co	52 80		83	A Utah	55 70													
272	A Col orado St.	63 58		73	A Wyomi ng	59 85													
43	H New Mexi co	70 59		165	A San Di ego St.	54 67													
255	H Ai r Force	72 58		59	H TCU	62 75													
38	H Bri gham Young	76 71		272	H Col orado St.	57 46													

UNLV

Non-Div I Games: Cal St. Bakersfi 60 52

UNLV

Average RPI Win: 185  
Average RPI Loss: 97

WON-LOST  
RECORD

WINNING  
PCT. RANK

LAST 10  
GAMES

STRENGTH OF  
SCHEDULE

OPP. STRENGTH  
OF SCHEDULE

TEAM  
RPI

ADJ.  
RPI

CONF.  
RPI

ADJ CONF.  
RPI

DIV. I ONLY	20- 8	55	5- 5	210	109	92	92	13	13
DIV. I NON-CONF.	9- 1	20	0- 0	211	148	49	51	11	11

TOTALS	RPI 1-25	RPI 26-50	W-L RECORDS	RPI 51-100	RPI 100+
20- 8	0- 0	0- 0	OVERALL	3- 4	17- 4
14- 2	0- 0	0- 0	HOME	3- 0	11- 2
5- 5	0- 0	0- 0	AWAY	0- 3	5- 2
1- 1	0- 0	0- 0	NEUTRAL	0- 1	1- 0
9- 1	0- 0	0- 0	NON-CONFERENCE	1- 0	8- 1
7- 1	0- 0	0- 0	HOME	1- 0	6- 1
2- 0	0- 0	0- 0	AWAY	0- 0	2- 0
0- 0	0- 0	0- 0	NEUTRAL	0- 0	0- 0
11- 7	0- 0	0- 0	CONFERENCE	2- 4	9- 3
7- 1	0- 0	0- 0	HOME	2- 0	5- 1
3- 5	0- 0	0- 0	AWAY	0- 3	3- 2
1- 1	0- 0	0- 0	NEUTRAL	0- 1	1- 0

RPI 1-25			RPI 26-50			RPI 51-100			Team's RPI : 92			RPI 101+			
RPI	S	Opponent	Score	RPI	S	Opponent	Score	RPI	S	Opponent	Score	RPI	S	Opponent	Score
								64	H	La. -Lafayette	70 49	102	A	UAB	43 54
								69	A	Tul ane	56 81	104	A	Northern Ariz.	63 62
								69	H	Tul ane	80 76	107	A	SMU	59 70
								86	A	Ri ce	31 84	107	H	SMU	58 68
								86	H	Ri ce	65 52	124	H	Ari zona	68 72
								86	N	Ri ce	46 56	154	A	Tul sa	70 68
								95	A	East Caro.	64 66	154	H	Tul sa	66 56
												162	A	Marshall	64 57
												163	A	Houston	69 61
												163	H	Houston	87 70
												175	H	North Texas	77 43
												193	H	Southern Mi ss.	60 46
												195	H	UTSA	80 47
												206	H	Prai rie View	79 54
												216	A	New Mexi co St.	65 54
												216	H	New Mexi co St.	76 67
												247	H	Ark. -Pi ne Bl uff	96 67
												271	H	UCF	69 56
												288	H	UC I rvi ne	64 51
												291	H	Memphi s	80 58
												291	N	N Memphi s	84 75
LAST 10 Division I GAMES:															
						86	N	Ri ce	46 56			95	A	East Caro.	64 66
						291	N	Memphi s	84 75			291	H	Memphi s	80 58
						107	H	SMU	58 68			102	A	UAB	43 54
						154	H	Tul sa	66 56			163	A	Houston	69 61
						162	A	Marshall	64 57			86	A	Ri ce	31 84

Non-Div I Games: St. Mary's (Tex. 67 43 Tex. Permian Bas107 43

UTEP

Loss, Non-Conf, S Site, H Home A Away N Neutral

Average RPI Win: 246  
Average RPI Loss: 138

WON-LOST  
RECORD

WINNING  
PCT. RANK

LAST 10  
GAMES

STRENGTH OF  
SCHEDULE

OPP. STRENGTH  
OF SCHEDULE

TEAM  
RPI

ADJ.  
RPI

CONF.  
RPI

ADJ CONF.  
RPI

DIV. I ONLY	14- 15	176	6- 4	216	216	196	195	28	28
DIV. I NON-CONF.	5- 7	206	0- 0	168	78	192	192	27	27

TOTALS	RPI 1-25	RPI 26-50	W-L RECORDS	RPI 51-100	RPI 100+
14- 15	0- 1	0- 0	OVERALL	0- 6	14- 8
9- 3	0- 0	0- 0	HOME	0- 1	9- 2
4- 10	0- 0	0- 0	AWAY	0- 4	4- 6
1- 2	0- 1	0- 0	NEUTRAL	0- 1	1- 0
5- 7	0- 1	0- 0	NON-CONFERENCE	0- 3	5- 3
4- 1	0- 0	0- 0	HOME	0- 0	4- 1
1- 5	0- 0	0- 0	AWAY	0- 3	1- 2
0- 1	0- 1	0- 0	NEUTRAL	0- 0	0- 0
9- 8	0- 0	0- 0	CONFERENCE	0- 3	9- 5
5- 2	0- 0	0- 0	HOME	0- 1	5- 1
3- 5	0- 0	0- 0	AWAY	0- 1	3- 4
1- 1	0- 0	0- 0	NEUTRAL	0- 1	1- 0

RPI S Opponent Score  
4 N Purdue 50 75

RPI S Opponent Score

RPI S Opponent Score  
56 A Texas Tech 58 66  
62 A Texas-Arlington 38 67  
62 H Texas-Arlington 52 68  
62 N Texas-Arlington 52 70  
89 A Ark. -Little Rock 48 65  
92 A UTEP 47 80

RPI S Opponent Score  
107 A SMU 49 78  
113 H Kent St. 69 62  
127 A Stephen F. Austin 61 55  
127 H Stephen F. Austin 59 44  
154 H Tulsa 57 61  
156 A UNLV 70 62  
194 A A&M-Corpus Christi 69 71  
194 H A&M-Corpus Christi 61 43  
204 A Texas St. 60 63  
204 H Texas St. 64 76  
216 A New Mexico St. 63 69  
276 A Southeastern La. 64 73  
276 N Southeastern La. 67 52  
277 H Central Ark. 66 59  
285 A Lamar 46 60  
287 H Eastern Wash. 77 67  
291 H Memphis 85 73  
315 H Northwestern St. 55 38  
316 A Sam Houston St. 65 48  
316 H Sam Houston St. 75 60  
317 A Nicholls St. 66 60  
334 H McNeese St. 87 46

LAST 10 Division I GAMES:

62 N Texas-Arlington	52 70	334 H McNeese St.	87 46
276 N Southeastern La.	67 52	204 A Texas St.	60 63
127 H Stephen F. Austin	59 44	62 H Texas-Arlington	52 68
316 A Sam Houston St.	65 48	317 A Nicholls St.	66 60
194 H A&M-Corpus Christi	61 43	276 A Southeastern La.	64 73

Non-Div I Games: Cal St. Bakersfi 66 77

UTSA

Loss, Non-Conf, S Site, H Home A Away N Neutral

U  
t  
a  
h

### Non-Div I Games:

Page 306

Average RPI Win: 232		WON-LOST	WINNING	LAST 10	STRENGTH OF	OPP. STRENGTH	TEAM	ADJ.	CONF.	ADJ CONF.
Average RPI Loss: 153		RECORD	PCT. RANK	GAMES	SCHEDULE	OF SCHEDULE	RPI	RPI	RPI	RPI
DIV. I ONLY	11- 18	228	4- 6	198	230	232	232	17	17	
DIV. I NON-CONF.	4- 8	243	0- 0	150	262	224	226	17	17	
TOTALS	RPI 1-25	RPI 26-50	W-L RECORDS	RPI 51-100	RPI 100+					
11- 18	0- 1	0- 0	OVERALL	0- 4	11- 13					
7- 5	0- 0	0- 0	HOME	0- 1	7- 4					
3- 12	0- 1	0- 0	AWAY	0- 3	3- 8					
1- 1	0- 0	0- 0	NEUTRAL	0- 0	1- 1					
4- 8	0- 1	0- 0	NON-CONFERENCE	0- 2	4- 5					
2- 2	0- 0	0- 0	HOME	0- 0	2- 2					
1- 6	0- 1	0- 0	AWAY	0- 2	1- 3					
1- 0	0- 0	0- 0	NEUTRAL	0- 0	1- 0					
7- 10	0- 0	0- 0	CONFERENCE	0- 2	7- 8					
5- 3	0- 0	0- 0	HOME	0- 1	5- 2					
2- 6	0- 0	0- 0	AWAY	0- 1	2- 5					
0- 1	0- 0	0- 0	NEUTRAL	0- 0	0- 1					
RPI S Opponent	RPI 1-25	Score	RPI S Opponent	Score	RPI S Opponent	Score	RPI S Opponent	Score	Team's RPI: 232	
25 A Iowa St.	40	70			54 A Montana	56 86	121 A Fresno St.	60 71		
					73 A Wyomi ng	43 62	121 H Fresno St.	81 75		
					87 A Boi se St.	38 80	130 A Loui si ana Tech	54 69		
					87 H Boi se St.	70 80	130 H Loui si ana Tech	58 71		
							135 A Hawai i	63 79		
							135 H Hawai i	57 62		
							152 H Idaho St.	85 83		
							173 A Nevada	49 61		
							173 H Nevada	59 44		
							173 N Nevada	60 61		
							179 H Weber St.	55 72		
							183 H St. Loui s	57 60		
							188 A St. Mary's (Cal.)	67 61		
							198 A Utah Valley St.	60 68		
							216 A New Mexi co St.	68 51		
							216 H New Mexi co St.	70 67		
							243 A Montana St.	53 71		
							258 H Portl and	68 58		
							297 N Col gate	58 42		
							308 A Idaho	57 53		
							308 H Idaho	78 70		
							313 A Paci fi c	49 56		
							314 A San Jose St.	57 65		
							314 H San Jose St.	58 50		
LAST 10 Div sion I GAMES:										
173 N Nevada	60	61	135 A Hawai i	63	79					
121 A Fresno St.	60	71	173 H Nevada	59	44					
173 A Nevada	49	61	308 A Idaho	57	53					
130 H Loui si ana Tech	58	71	216 A New Mexi co St.	68	51					
216 H New Mexi co St.	70	67	314 A San Jose St.	57	65					

Utah St.

Non-Div I Games:

Utah St.

Loss, 
Non-Conf, S Site, 
H Home
A Away 
N Neutral

Average RPI Win: 230  
Average RPI Loss: 144

WON-LOST  
RECORD

WINNING  
PCT. RANK

LAST 10  
GAMES

STRENGTH OF  
SCHEDULE

OPP. STRENGTH  
OF SCHEDULE

TEAM  
RPI

ADJ.  
RPI

CONF.  
RPI

ADJ CONF.  
RPI

DIV. I ONLY	13- 13	164	5- 5	241	195	199	198	31	31
DIV. I NON-CONF.	8- 8	151	0- 0	176	213	171	175	28	28

TOTALS RPI 1-25

RPI 26-50

W-L RECORDS

RPI 51-100

RPI 100+

13- 13 0- 0

0- 3

OVERALL

1- 2

12- 8

9- 6 0- 0

0- 2

HOME

1- 2

8- 2

4- 7 0- 0

0- 1

AWAY

0- 0

4- 6

0- 0 0- 0

0- 0

NEUTRAL

0- 0

0- 0

8- 8 0- 0

0- 1

NON-CONFERENCE

1- 2

7- 5

6- 4 0- 0

0- 1

HOME

1- 2

5- 1

2- 4 0- 0

0- 0

AWAY

0- 0

2- 4

0- 0 0- 0

0- 0

NEUTRAL

0- 0

0- 0

5- 5 0- 0

0- 2

CONFERENCE

0- 0

5- 3

3- 2 0- 0

0- 1

HOME

0- 0

3- 1

2- 3 0- 0

0- 1

AWAY

0- 0

2- 2

0- 0 0- 0

0- 0

NEUTRAL

0- 0

0- 0

RPI 1-25

RPI 26-50

RPI 51-100

RPI 101+

Team's RPI: 198

RPI S Opponent Score

RPI S Opponent Score

RPI S Opponent Score

RPI S Opponent Score

38 Brigham Young 57 71  
49 South Dakota St. 59 61  
49 South Dakota St. 78 79

83 Utah 68 70  
87 Boise St. 81 66  
97 UC Ri versi de 69 70

110 UC Santa Barb. 58 86  
138 North Dakota St. 48 81  
138 North Dakota St. 63 71  
152 Idaho St. 89 82  
152 Idaho St. 74 85  
165 San Diego St. 75 44  
179 Weber St. 68 60  
216 New Mexico St. 79 72  
222 IPFW 70 82  
222 IPFW 74 71  
232 Utah St. 68 60  
243 Montana St. 84 78  
248 Portland St. 84 85  
258 Portland 57 79  
261 Tex. -Pan American 60 53  
261 Tex. -Pan American 75 54  
288 UC Irvi ne 75 89  
302 Southern Utah 74 63  
333 NJIT 79 48  
333 NJIT 71 40

LAST 10 Division I GAMES:

261 Tex. -Pan American 60 53  
333 NJIT 71 40  
222 IPFW 74 71  
49 South Dakota St. 59 61  
138 North Dakota St. 48 81

261 Tex. -Pan American 75 54  
222 IPFW 70 82  
333 NJIT 79 48  
138 North Dakota St. 63 71  
49 South Dakota St. 78 79

Utah Valley St.

Utah Valley St.

Non-Div I Games: Mesa St.

101 82

Southern Va.

84 57

Utah Valley St.

Loss, Non-Conf, Site, Home Away N Neutral



VCU

VCU

Page 309

Average RPI Win:	261	WON-LOST	WINNING	LAST 10	STRENGTH OF	OPP. STRENGTH	TEAM	ADJ.	CONF.	ADJ CONF.
Average RPI Loss:	136	RECORD	PCT. RANK	GAMES	SCHEDULE	OF SCHEDULE	RPI	RPI	RPI	RPI
DIV. I ONLY	18- 11	87	8- 2	283	279	168	172	30	30	
DIV. I NON-CONF.	6- 7	175	1- 0	217	106	202	203	31	31	

TOTALS	RPI 1-25	RPI 26-50	W-L RECORDS	RPI 51-100	RPI 100+
18- 11	0- 0	0- 2	OVERALL	0- 1	18- 8
9- 3	0- 0	0- 1	HOME	0- 0	9- 2
8- 6	0- 0	0- 0	AWAY	0- 1	8- 5
1- 2	0- 0	0- 1	NEUTRAL	0- 0	1- 1
6- 7	0- 0	0- 2	NON-CONFERENCE	0- 1	6- 4
3- 2	0- 0	0- 1	HOME	0- 0	3- 1
3- 3	0- 0	0- 0	AWAY	0- 1	3- 2
0- 2	0- 0	0- 1	NEUTRAL	0- 0	0- 1
12- 4	0- 0	0- 0	CONFERENCE	0- 0	12- 4
6- 1	0- 0	0- 0	HOME	0- 0	6- 1
5- 3	0- 0	0- 0	AWAY	0- 0	5- 3
1- 0	0- 0	0- 0	NEUTRAL	0- 0	1- 0

RPI S	Opponent	Score	RPI S	Opponent	Score	RPI S	Opponent	Score	RPI S	Opponent	Score
30	H Notre Dame	59 60	57	A Indiana	51 85	104	H Northern Ari z.	62 56			
41	N Ball St.	59 68				114	N Indiana St.	71 83			
						117	A UNI	49 67			
						140	A Oakl and	44 65			
						140	H Oakl and	57 63			
						158	A Northwestern	45 64			
						176	A Oral Roberts	57 54			
						176	A Oral Roberts	63 69			
						176	H Oral Roberts	66 56			
						222	A I PFW	75 67			
						224	H Central Mi ch.	45 62			
						229	H Bradley	82 73			
						246	A IUPUI	65 54			
						246	H IUPUI	78 72			
						250	A Akron	50 49			
						292	H Chi cago St.	57 46			
						295	A UMKC	52 51			
						295	H UMKC	66 48			
						300	A Western III.	57 51			
						300	H Western III.	58 46			
						302	A Southern Utah	49 56			
						302	H Southern Utah	65 47			
						302	N Southern Utah	60 45			
						307	A Loyol a (III.)	77 74			
						332	A Centenary (La.)	69 43			
						332	H Centenary (La.)	84 44			
LAST 10 Division I GAMES:											
176	A Oral Roberts	63 69	300	H Western III.	58 46						
302	N Southern Utah	60 45	246	A IUPUI	65 54						
302	H Southern Utah	65 47	140	A Oakl and	44 65						
295	H UMKC	66 48	176	H Oral Roberts	66 56						
292	H Chi cago St.	57 46	332	H Centenary (La.)	84 44						

Non-Div I Games: Huntington 79 58 St. Francis (Ind) 60 46

Valparaiso

■ Loss, 
 ■ Non-Conf, 
 ■ S Site, 
 ■ H Home 
 ■ A Away 
 N Neutral

Average RPI Win:	107	WON-LOST	WINNING	LAST 10	STRENGTH OF	OPP. STRENGTH	TEAM	ADJ.	CONF.	ADJ CONF.
Average RPI Loss:	13	RECORD	PCT. RANK	GAMES	SCHEDULE	OF SCHEDULE	RPI	RPI	RPI	RPI

DIV. I ONLY	27- 5	15	8- 2	15	10	9	8	1	1
DIV. I NON-CONF.	14- 1	6	1- 1	57	59	11	11	1	1

TOTALS	RPI 1-25	RPI 26-50	W-L RECORDS	RPI 51-100	RPI 100+
27- 5	3- 5	4- 1	OVERALL	8- 0	13- 0
15- 1	1- 1	2- 0	HOME	2- 0	10- 0
8- 4	0- 3	2- 1	AWAY	5- 0	1- 0
5- 1	2- 1	0- 0	NEUTRAL	1- 0	2- 0
14- 1	0- 2	3- 0	NON-CONFERENCE	2- 0	10- 0
9- 0	0- 0	1- 0	HOME	0- 0	8- 0
4- 1	0- 1	2- 0	AWAY	1- 0	1- 0
2- 1	0- 1	0- 0	NEUTRAL	1- 0	1- 0
13- 4	3- 3	1- 1	CONFERENCE	6- 0	3- 0
6- 1	1- 1	1- 0	HOME	2- 0	2- 0
4- 3	0- 2	0- 1	AWAY	4- 0	0- 0
3- 0	2- 0	0- 0	NEUTRAL	0- 0	1- 0

RPI 1-25				Team's RPI: 8				RPI 26-50				RPI 51-100				RPI 101+			
RPI	S	Opponent	Score	RPI	S	Opponent	Score	RPI	S	Opponent	Score	RPI	S	Opponent	Score	RPI	S	Opponent	Score
1	A	Tennessee	53 73	28	H	Cal i forni a	67 55	52	N	Georgi a Tech	72 55	102	A	UAB	85 63				
1	H	Tennessee	57 67	32	A	South Fla.	76 68	65	A	South Carol i na	67 66	114	H	Indi ana St.	89 75				
2	A	Duke	48 69	34	A	Western Ky.	86 78	65	H	South Carol i na	83 65	119	H	Al abama	91 51				
11	A	Georgi a	71 83	40	A	Mi ssi ssi ppi	66 76	77	A	Kentucky	63 62	120	H	Fl ori da	82 69				
11	N	Georgi a	81 56	44	H	Auburn	80 45	82	A	Arkansas	61 34	120	N	Fl ori da	105 77				
14	H	LSU	68 58					82	H	Arkansas	98 61	136	H	Cl emson	82 63				
14	N	LSU	51 45					90	A	Mi ssi ssi ppi St.	84 64	137	H	La Sal l e	70 59				
21	N	Bowl i ng Green	56 59					94	A	Col orado	81 76	160	N	Del aware St.	62 47				
								LAST 10 Div sion I GAMES:											
				21	N	Bowl i ng Green	56 59	1	A	Tennessee	53 73								
				160	N	Del aware St.	62 47	14	H	LSU	68 58								
				14	N	LSU	51 45	65	H	South Carol i na	83 65								
				11	N	Georgi a	81 56	90	A	Mi ssi ssi ppi St.	84 64								
				120	N	Fl ori da	105 77	44	H	Auburn	80 45								

Non-Div I Games:

Vanderbilt

Vermont				Through Games Of Sunday, March 11, 2007							
Average RPI Win:	201	WON-LOST RECORD	WINNING PCT. RANK	LAST 10 GAMES	STRENGTH OF SCHEDULE	OPP. STRENGTH OF SCHEDULE	TEAM RPI	ADJ. RPI	CONF. RPI	ADJ CONF. RPI	
Average RPI Loss:	137										
DIV. I ONLY	19- 12	94	4- 6	260	131	148	150	16	16		
DIV. I NON-CONF.	10- 3	45	0- 0	286	73	122	123	16	16		
<hr/>											
TOTALS	RPI 1-25	RPI 26-50	W-L RECORDS		RPI 51-100	RPI 100+					
19- 12	0- 0	1- 2	OVERALL		1- 3	17- 7					
9- 5	0- 0	1- 0	HOME		1- 1	7- 4					
7- 5	0- 0	0- 1	AWAY		0- 2	7- 2					
3- 2	0- 0	0- 1	NEUTRAL		0- 0	3- 1					
<hr/>											
10- 3	0- 0	0- 1	NON-CONFERENCE		1- 1	9- 1					
5- 1	0- 0	0- 0	HOME		1- 0	4- 1					
3- 1	0- 0	0- 0	AWAY		0- 1	3- 0					
2- 1	0- 0	0- 1	NEUTRAL		0- 0	2- 0					
<hr/>											
9- 9	0- 0	1- 1	CONFERENCE		0- 2	8- 6					
4- 4	0- 0	1- 0	HOME		0- 1	3- 3					
4- 4	0- 0	0- 1	AWAY		0- 1	4- 2					
1- 1	0- 0	0- 0	NEUTRAL		0- 0	1- 1					
<hr/>											
RPI 1-25		RPI 26-50		RPI 51-100		RPI 101+		Team's RPI: 150			
RPI S	Opponent	Score	RPI S	Opponent	Score	RPI S	Opponent	Score			
			32 N	South Fla.	62 77	71 A	Minnesota	59 74	105 N	Boston College	56 48
			47 A	Hartford	42 56	84 A	Stony Brook	87 96	113 H	Kent St.	91 73
			47 H	Hartford	66 64	84 H	Stony Brook	71 72	134 H	Massachusetts	48 60
						95 H	East Caro.	57 43	157 A	Boston U.	87 74
									157 H	Boston U.	49 61
									166 A	UMBC	46 38
									166 H	UMBC	72 80
									166 N	UMBC	56 67
									168 A	Maine	80 74
									168 H	Maine	71 57
									168 N	Maine	70 57
									226 H	Holy Cross	67 53
									228 A	Binghamton	55 64
									228 H	Binghamton	67 77
									231 H	Siena	75 56
									239 H	Manhattan	74 65
									245 A	Rhode Island	75 52
									251 A	Albany (N.Y.)	59 62
									251 H	Albany (N.Y.)	65 61
									252 N	Northeastern	55 47
									284 A	New Hampshire	59 56
									284 H	New Hampshire	70 44
									297 A	Colgate	84 53
									321 A	Lafayette	73 64
<hr/>											
LAST 10 Division I GAMES:											
			166 N	UMBC	56 67	166 H	UMBC	72 80			
			168 N	Maine	70 57	228 H	Binghamton	67 77			
			251 H	Albany (N.Y.)	65 61	168 A	Maine	80 74			
			284 A	New Hampshire	59 56	47 A	Hartford	42 56			
			84 A	Stony Brook	87 96	157 H	Boston U.	49 61			

v  
e  
r  
m  
o  
n  
tv  
e  
r  
m  
o  
n  
t

### Non-Div l Games:

Vermont

Loss, Non-Conf, S Site, H Home A Away N Neutral

Average RPI Win:	188	WON-LOST	WINNING	LAST 10	STRENGTH OF	OPP. STRENGTH	TEAM	ADJ.	CONF.	ADJ CONF.
Average RPI Loss:	69	RECORD	PCT. RANK	GAMES	SCHEDULE	OF SCHEDULE	RPI	RPI	RPI	RPI

DIV. I ONLY	8- 21	279	1- 9	17	78	147	142	5	5
DIV. I NON-CONF.	6- 7	175	0- 0	21	243	96	93	5	5

TOTALS	RPI 1-25	RPI 26-50	W-L RECORDS	RPI 51-100	RPI 100+
8- 21	0- 5	1- 6	OVERALL	1- 4	6- 6
4- 9	0- 1	1- 4	HOME	1- 1	2- 3
3- 11	0- 4	0- 2	AWAY	0- 2	3- 3
1- 1	0- 0	0- 0	NEUTRAL	0- 1	1- 0
6- 7	0- 1	0- 2	NON-CONFERENCE	1- 2	5- 2
2- 3	0- 0	0- 1	HOME	1- 0	1- 2
3- 3	0- 1	0- 1	AWAY	0- 1	3- 0
1- 1	0- 0	0- 0	NEUTRAL	0- 1	1- 0
2- 14	0- 4	1- 4	CONFERENCE	0- 2	1- 4
2- 6	0- 1	1- 3	HOME	0- 1	1- 1
0- 8	0- 3	0- 1	AWAY	0- 1	0- 3
0- 0	0- 0	0- 0	NEUTRAL	0- 0	0- 0

RPI 1-25				RPI 26-50				RPI 51-100				RPI 101+ Team's RPI: 142			
RPI	S	Opponent	Score	RPI	S	Opponent	Score	RPI	S	Opponent	Score	RPI	S	Opponent	Score
3	A	Connecticut	49 92	29	A	Delaware	63 68	53	H	Mari st	69 64	106	A	Cincinnati	50 60
12	H	Rutgers	32 62	30	H	Notre Dame	58 75	60	H	DePaul	53 56	137	H	La Salle	62 74
16	A	George Washington	47 73	31	H	Temple	66 68	66	A	Seton Hall	51 56	146	H	St. John's (N.Y.)	49 59
17	A	Marquette	70 76	32	H	South Fla.	48 60	69	N	Tulane	60 72	148	H	Loyola (Md.)	54 61
24	A	Pittsburgh	53 66	37	H	Louisville	59 64	74	A	St. Joseph's	48 56	149	A	Georgetown	51 54
				39	A	West Virginia	45 59					159	H	Providence	66 47
				39	H	West Virginia	70 64					219	A	Syracuse	51 62
												221	A	Fairfield	51 37
												228	A	Binghamton	59 40
												237	A	Penn	57 50
												239	H	Manhattan	62 46
												324	N	North Fla.	66 47
LAST 10 Division I GAMES:															
				159	H	Providence	66 47					66	A	Seton Hall	51 56
				3	A	Connecticut	49 92					24	A	Pittsburgh	53 66
				106	A	Cincinnati	50 60					149	A	Georgetown	51 54
				12	H	Rutgers	32 62					37	H	Louisville	59 64
				30	H	Notre Dame	58 75					146	H	St. John's (N.Y.)	49 59

Non-Div I Games:

Villanova

Villanova

Average RPI Win: 137				WON-LOST RECORD		WINNING PCT. RANK		LAST 10 GAMES		STRENGTH OF SCHEDULE		OPP. STRENGTH OF SCHEDULE		TEAM RPI		ADJ. RPI		CONF. RPI		ADJ CONF. RPI							
DIV. I ONLY				17- 14		143		5- 5		21		28		51		48		3		3							
DIV. I NON-CONF.				11- 4		58		2- 1		65		71		39		38		3		3							
TOTALS				RPI 1-25		RPI 26-50		W-L RECORDS		RPI 51-100		RPI 100+															
17- 14				2- 7		2- 3		OVERALL		2- 3		13- 2															
11- 6				2- 3		2- 1		HOME		1- 1		8- 1															
4- 6				0- 3		0- 1		AWAY		1- 2		3- 1															
2- 2				0- 1		0- 1		NEUTRAL		0- 0		2- 0															
11- 4				2- 1		2- 1		NON-CONFERENCE		1- 1		8- 2															
10- 2				2- 1		2- 0		HOME		1- 0		5- 1															
2- 2				0- 0		0- 0		AWAY		0- 1		2- 1															
1- 1				0- 0		0- 1		NEUTRAL		0- 0		1- 0															
6- 10				0- 6		0- 2		CONFERENCE		1- 2		5- 0															
3- 4				0- 2		0- 1		HOME		0- 1		3- 0															
2- 5				0- 3		0- 1		AWAY		1- 1		1- 0															
1- 1				0- 1		0- 0		NEUTRAL		0- 0		1- 0															
RPI 1-25				RPI 26-50		Team's RPI: 48		RPI 51-100				RPI 101+															
RPI	S	Opponent	Score	RPI	S	Opponent	Score	RPI	S	Opponent	Score	RPI	S	Opponent	Score												
2	H	Duke	61 76	31	H	Temple	71 65	52	A	Georgi a Tech	49 73	101	H	Charlotte	74 72												
2	N	Duke	58 79	32	H	South Fla.	73 71	58	A	Vi rgi ni a Tech	79 76	102	H	UAB	81 63												
3	H	Connecti cut	60 96	45	A	Fl ori da St.	47 63	58	H	Vi rgi ni a Tech	58 60	105	H	Boston Colle ge	65 63												
5	A	North Carol ina	62 96	45	H	Fl ori da St.	77 79	66	H	Seton Hal l	85 65	122	H	Li berty	71 75												
6	A	Maryl and	68 95	49	N	South Dakota St.	55 62	78	A	Wi sconsi n	78 84	126	A	Ri chmond	70 73												
6	H	Maryl and	74 83														136	A	Cl emson	86 85							
17	H	Marquette	84 76														136	N	Cl emson	89 82							
20	H	Ol d Domi ni on	92 72														144	H	Mi ami (Fl a. )	73 60							
22	A	North Carol ina St.	60 71														162	A	Marshal l	75 58							
																168	H	Mai ne	86 66								
																180	H	Wake Forest	77 70								
																245	A	Rhode Isl and	69 56								
																271	N	UCF	76 47								
																305	H	Cl evel and St.	100 60								
																324	H	North Fla.	90 57								
																LAST 10 Di v si on I GAMES:											
																78	A	Wi sconsi n	78 84	136	A	Cl emson	86 85				
																32	H	South Fla.	73 71	52	A	Georgi a Tech	49 73				
																101	H	Charlotte	74 72	45	H	Fl ori da St.	77 79				
																2	N	Duke	58 79	58	A	Vi rgi ni a Tech	79 76				
																136	N	Cl emson	89 82	6	H	Maryl and	74 83				

Non-Div I Games:

Virginia

■ Loss, 
 ■ Non-Conf, 
 ■ S Site, 
 ■ H Home 
 ■ A Away 
 N Neutral

Average RPI Win:	148	WON-LOST	WINNING	LAST 10	STRENGTH OF	OPP. STRENGTH	TEAM	ADJ.	CONF.	ADJ CONF.
Average RPI Loss:	47	RECORD	PCT. RANK	GAMES	SCHEDULE	OF SCHEDULE	RPI	RPI	RPI	RPI

DIV. I ONLY	18- 14	135	4- 6	29	49	58	58	3	3
DIV. I NON-CONF.	11- 5	81	1- 1	73	149	54	55	3	3

TOTALS	RPI 1-25	RPI 26-50	W-L RECORDS	RPI 51-100	RPI 100+
18- 14	0- 8	2- 3	OVERALL	3- 0	14- 4
9- 6	0- 2	0- 3	HOME	2- 0	8- 2
5- 6	0- 4	1- 0	AWAY	1- 0	3- 2
4- 2	0- 2	1- 0	NEUTRAL	0- 0	3- 0
11- 5	0- 2	1- 1	NON-CONFERENCE	2- 0	9- 3
7- 3	0- 0	0- 1	HOME	1- 0	6- 2
2- 2	0- 1	0- 0	AWAY	1- 0	1- 1
3- 1	0- 1	1- 0	NEUTRAL	0- 0	2- 0
7- 9	0- 6	1- 2	CONFERENCE	1- 0	5- 1
3- 4	0- 2	0- 2	HOME	1- 0	2- 0
3- 4	0- 3	1- 0	AWAY	0- 0	2- 1
1- 1	0- 1	0- 0	NEUTRAL	0- 0	1- 0

RPI	S	Opponent	Score
2	A	Duke	65 <b>75</b>
2	H	Duke	54 <b>86</b>
5	A	North Carolina	68 <b>102</b>
5	N	North Carolina	60 <b>90</b>
6	A	Maryland	59 <b>78</b>
14	A	LSU	40 <b>70</b>
22	H	North Carolina St.	63 <b>68</b>
25	N	Iowa St.	69 <b>75</b>

RPI	S	Opponent	Score
39	N	West Virginia	60 56
44	H	Auburn	73 <b>81</b>
45	H	Florida St.	60 <b>70</b>
48	A	Virginia	60 58
48	H	Virginia	76 <b>79</b>

RPI	S	Opponent	Score
52	H	Georgia Tech	73 68
70	H	Western Caro.	74 64
85	A	UNC Greensboro	56 45

RPI	S	Opponent	Score
101	H	Charlotte	80 68
102	A	UAB	59 <b>70</b>
105	A	Boston College	67 52
105	N	Boston College	60 54
116	H	William & Mary	41 <b>64</b>
122	A	Liberty	55 52
125	H	East Tenn. St.	78 64
136	A	Clemson	69 <b>73</b>
139	H	Radford	60 <b>67</b>
144	H	Miami (Fla.)	78 71
160	H	Delaware St.	66 50
180	A	Wake Forest	74 34
180	H	Wake Forest	74 54
203	H	Morehead St.	77 64
220	N	Tennessee Tech	87 52
264	N	Howard	97 78
296	H	Detroit	71 57
304	H	Winston-Salem	43 33

## LAST 10 Division I GAMES:

44	H	Auburn	73 <b>81</b>	22	H	North Carolina St.	63 <b>68</b>
70	H	Western Caro.	74 64	48	H	Virginia	76 <b>79</b>
5	N	North Carolina	60 <b>90</b>	136	A	Clemson	69 <b>73</b>
105	N	Boston College	60 54	6	A	Maryland	59 <b>78</b>
105	A	Boston College	67 52	52	H	Georgia Tech	73 68

Non-Div I Games:

Virginia Tech

Loss, 
Non-Conf, S Site, 
H Home
A Away 
N Neutral

Average RPI Win: 311		WON-LOST RECORD	WINNING PCT. RANK	LAST 10 GAMES	STRENGTH OF SCHEDULE	OPP. STRENGTH OF SCHEDULE	TEAM RPI	ADJ. RPI	CONF. RPI	ADJ CONF. RPI
Average RPI Loss: 207										
DIV. I ONLY		3- 26	333	0- 10	278	303	330	331	20	20
DIV. I NON-CONF.		2- 9	296	0- 0	329	326	334	334	23	24
<hr/>										
TOTALS		RPI 1-25		RPI 26-50	W-L RECORDS		RPI 51-100		RPI 100+	
3- 26		0- 0		0- 0	OVERALL		0- 2		3- 24	
2- 13		0- 0		0- 0	HOME		0- 1		2- 12	
1- 13		0- 0		0- 0	AWAY		0- 1		1- 12	
0- 0		0- 0		0- 0	NEUTRAL		0- 0		0- 0	
2- 9		0- 0		0- 0	NON-CONFERENCE		0- 0		2- 9	
2- 4		0- 0		0- 0	HOME		0- 0		2- 4	
0- 5		0- 0		0- 0	AWAY		0- 0		0- 5	
0- 0		0- 0		0- 0	NEUTRAL		0- 0		0- 0	
1- 17		0- 0		0- 0	CONFERENCE		0- 2		1- 15	
0- 9		0- 0		0- 0	HOME		0- 1		0- 8	
1- 8		0- 0		0- 0	AWAY		0- 1		1- 7	
0- 0		0- 0		0- 0	NEUTRAL		0- 0		0- 0	
<hr/>										
RPI 1-25		RPI 26-50		RPI 51-100		RPI 101+		Team's RPI: 331		
RPI S	Opponent	Score	RPI S	Opponent	Score	RPI S	Opponent	Score	RPI S	Opponent
						80 A	Robert Morris	50 95	118 A	Sacred Heart
						80 H	Robert Morris	47 78	118 H	Sacred Heart
									134 A	Massachusetts
									137 H	La Salle
									143 A	Long Island
									143 H	Long Island
									147 A	Lona
									155 H	Quinni pi ac
									210 A	Monmouth
									210 H	Monmouth
									223 A	Mt. St. Mary's
									223 H	Mt. St. Mary's
									241 A	St. Francis (N.Y.)
									241 H	St. Francis (N.Y.)
									253 A	Fai rlei gh Di cki nson
									253 H	Fai rlei gh Di cki nson
									269 A	Pri nceton
									273 H	Cornel l
									274 H	Ameri can
									280 A	Central Conn. St.
									281 A	St. Francis (Pa.)
									281 H	St. Francis (Pa.)
									284 A	New Hampshi re
									290 A	Col umbi a
									319 H	Ri der
									321 H	Lafayette
									333 H	NJIT
<hr/>										
LAST 10 Division I GAMES:										
			281 H	St. Francis (Pa.)	62 67		210 H	Monmouth	50 59	
			253 H	Fai rlei gh Di cki nson	49 67		118 H	Sacred Heart	54 79	
			241 A	St. Francis (N.Y.)	47 61		143 A	Long Island	47 59	
			80 A	Robert Morris	50 95		223 A	Mt. St. Mary's	45 61	
			281 A	St. Francis (Pa.)	68 79		143 H	Long Island	40 67	

Wagner

Non-Div I Games:

Wagner

  Loss, 
   Non-Conf, 
   S Site, 
 H Home 
 A Away 
 N Neutral





Average RPI Win:		139	WON-LOST	WINNING	LAST 10	STRENGTH OF	OPP. STRENGTH	TEAM	ADJ.	CONF.	ADJ CONF.
Average RPI Loss:		37	RECORD	PCT. RANK	GAMES	SCHEDULE	OF SCHEDULE	RPI	RPI	RPI	RPI
DIV. I ONLY		18- 12	104	5- 5	30	45	44	42	6	6	
DIV. I NON-CONF.		7- 4	98	0- 1	5	35	23	23	6	6	
TOTALS		RPI 1-25	RPI 26-50	W-L RECORDS		RPI 51-100	RPI 100+				
18- 12		1- 8	3- 1	OVERALL		3- 2	11- 2				
12- 3		1- 2	2- 1	HOME		2- 0	7- 0				
6- 8		0- 5	1- 0	AWAY		1- 1	4- 2				
0- 2		0- 1	0- 0	NEUTRAL		0- 1	0- 0				
7- 4		1- 4	2- 0	NON-CONFERENCE		0- 0	4- 1				
6- 0		1- 0	2- 0	HOME		0- 0	3- 0				
1- 4		0- 3	0- 0	AWAY		0- 0	1- 1				
0- 1		0- 1	0- 0	NEUTRAL		0- 0	0- 0				
11- 8		0- 4	1- 1	CONFERENCE		3- 2	7- 1				
6- 3		0- 2	0- 1	HOME		2- 0	4- 0				
5- 4		0- 2	1- 0	AWAY		1- 1	3- 1				
0- 1		0- 0	0- 0	NEUTRAL		0- 1	0- 0				
RPI 1-25		RPI 26-50		Team's RPI: 42		RPI 51-100		RPI 101+			
RPI S	Opponent	Score	RPI S	Opponent	Score	RPI S	Opponent	Score	RPI S	Opponent	Score
4 A	Purdue	64 88	28 A	Cal i forni a	79 76	67 A	Southern	58 78	103 A	UCLA	67 73
9 A	Ohio St.	79 84	28 H	Cal i forni a	49 72		Cal i forni a		103 H	UCLA	72 67
10 A	Stanford	54 80	45 H	Fl ori da St.	84 65	67 H	Southern	76 60	113 A	Kent St.	78 81
10 H	Stanford	56 77	46 H	Gonzaga	75 61		Cal i forni a		117 H	UNI	81 63
15 A	Ari zona St.	83 88				67 N	Southern	77 81	124 A	Ari zona	83 66
15 H	Ari zona St.	64 75					Cal i forni a		124 H	Ari zona	79 64
17 A	Marquette	61 78				99 A	Oregon	60 56	173 H	Nevada	79 60
23 H	Texas A&M	65 59				99 H	Oregon	61 46	183 H	St. Loui s	96 69
25 N	Iowa St.	60 79							218 A	Oregon St.	71 67
									218 H	Oregon St.	70 59
									278 A	Washi ngton St.	81 49
									278 H	Washi ngton St.	86 64
									287 A	Eastern Wash.	67 59
LAST 10 Div						sion I GAMES:					
	25 N	Iowa St.	60 79		10 A	Stanford	54 80				
	67 N	Southern Cal i forni a	77 81		28 A	Cal i forni a	79 76				
	99 H	Oregon	61 46		124 H	Ari zona	79 64				
	218 H	Oregon St.	70 59		15 H	Ari zona St.	64 75				
	278 A	Washi ngton St.	81 49		67 A	Southern Cal i forni a	58 78				

Non-Di v I Games:

Washi ngton

■ Loss, 
 ■ Non-Conf, 
 ■ S Site, 
 ■ H Home 
 ■ A Away 
 N Neutral

Average RPI Win:	292	WON-LOST	WINNING	LAST 10	STRENGTH OF	OPP. STRENGTH	TEAM	ADJ.	CONF.	ADJ CONF.
Average RPI Loss:	95	RECORD	PCT. RANK	GAMES	SCHEDULE	OF SCHEDULE	RPI	RPI	RPI	RPI

DIV. I ONLY	5- 24	317	0- 10	171	71	279	278	6	6
DIV. I NON-CONF.	4- 6	214	0- 0	320	286	290	290	6	6

TOTALS	RPI 1-25	RPI 26-50	W-L RECORDS	RPI 51-100	RPI 100+
5- 24	0- 4	0- 4	OVERALL	0- 6	5- 10
3- 11	0- 2	0- 2	HOME	0- 3	3- 4
2- 11	0- 2	0- 2	AWAY	0- 3	2- 4
0- 2	0- 0	0- 0	NEUTRAL	0- 0	0- 2
4- 6	0- 0	0- 0	NON-CONFERENCE	0- 2	4- 4
3- 2	0- 0	0- 0	HOME	0- 1	3- 1
1- 3	0- 0	0- 0	AWAY	0- 1	1- 2
0- 1	0- 0	0- 0	NEUTRAL	0- 0	0- 1
1- 18	0- 4	0- 4	CONFERENCE	0- 4	1- 6
0- 9	0- 2	0- 2	HOME	0- 2	0- 3
1- 8	0- 2	0- 2	AWAY	0- 2	1- 2
0- 1	0- 0	0- 0	NEUTRAL	0- 0	0- 1

RPI 1-25				RPI 26-50				RPI 51-100				RPI 101+				Team's RPI : 278	
RPI	S	Opponent	Score	RPI	S	Opponent	Score	RPI	S	Opponent	Score	RPI	S	Opponent	Score		
10	A	Stanford	34 60	28	A	Cal i forni a	45 72	54	H	Montana	60 71	103	A	UCLA	70 73		
10	H	Stanford	55 63	28	H	Cal i forni a	48 55	67	A	Southern	47 65	103	H	UCLA	71 74		
15	A	Ari zona St.	44 89	42	A	Washi ngton	64 86			Cal i forni a		103	N	UCLA	58 72		
15	H	Ari zona St.	41 66	42	H	Washi ngton	49 81	67	H	Southern	56 62	124	A	Ari zona	57 59		
										Cal i forni a		124	H	Ari zona	51 55		
								77	A	Kentucky	51 80	171	A	Santa Clara	72 80		
								99	A	Oregon	55 66	180	N	Wake Forest	37 45		
								99	H	Oregon	34 51	218	A	Oregon St.	58 41		
												218	H	Oregon St.	61 66		
												243	H	Montana St.	64 70		
												258	A	Portl and	56 67		
												287	H	Eastern Wash.	76 70		
												314	A	San Jose St.	72 61		
												315	H	Northwestern St.	72 70		
												328	H	Sacramento St.	79 65		
LAST 10 Division I GAMES:																	
				103	N	UCLA	58 72	10	A	Stanford	34 60						
				218	H	Oregon St.	61 66	15	H	Ari zona St.	41 66						
				99	H	Oregon	34 51	124	H	Ari zona	51 55						
				42	H	Washi ngton	49 81	103	A	UCLA	70 73						
				28	A	Cal i forni a	45 72	67	A	Southern	47 65						

Non-Di v I Games:

Washington St.

Loss, 
Non-Conf, S Site, 
H Home
A Away 
N Neutral

[illegible]

Non-Div I Games: Northwest Nazarene 95 70

Weber St.

Loss, Non-Conf, S Site, H Home A Away N Neutral

West Virginia																					
Average RPI Win:		142	WON-LOST RECORD		WINNING PCT. RANK		LAST 10 GAMES		STRENGTH OF SCHEDULE		OPP. STRENGTH OF SCHEDULE		TEAM RPI		ADJ. RPI		CONF. RPI		ADJ. CONF. RPI		
Average RPI Loss:		32																			
DIV. I ONLY		20- 10	69		6- 4				56		30		41		39		5		5		
DIV. I NON-CONF.		9- 4	74		1- 1				106		36		60		60		5		5		
TOTALS		RPI 1-25			RPI 26-50		W-L RECORDS		RPI 51-100				RPI 100+								
20- 10		1- 7			3- 2		OVERALL		3- 1				14- 1								
13- 1		0- 1			1- 0		HOME		2- 0				10- 0								
4- 6		1- 4			1- 1		AWAY		1- 0				1- 1								
4- 4		0- 2			1- 1		NEUTRAL		0- 1				3- 0								
9- 4		0- 4			1- 0		NON-CONFERENCE		1- 1				8- 0								
6- 0		0- 0			0- 0		HOME		1- 0				5- 0								
0- 2		0- 2			0- 0		AWAY		0- 0				0- 0								
4- 3		0- 2			1- 0		NEUTRAL		0- 1				3- 0								
11- 6		1- 3			2- 2		CONFERENCE		2- 0				6- 1								
7- 1		0- 1			1- 0		HOME		1- 0				5- 0								
4- 4		1- 2			1- 1		AWAY		1- 0				1- 1								
0- 1		0- 0			0- 1		NEUTRAL		0- 0				0- 0								
RPI 1-25				RPI 26-50		Team's RPI: 39		RPI 51-100				RPI 101+									
RPI S	Opponent	Score		RPI S	Opponent	Score		RPI S	Opponent	Score		RPI S	Opponent	Score							
1	A Tennessee	51	66	27	N Xavi er	65	52	58	N Vi rgi ni a Tech	56	60	106	H Ci nci nnati	61	49						
3	H Connecti cut	44	63	30	A Notre Dame	67	77	60	A DePaul	74	63	140	H Oakl and	70	61						
12	A Rutgers	49	55	32	H South Fla.	73	64	66	H Seton Hal l	79	54	142	A Vi ll anova	64	70						
14	A LSU	25	64	37	A Loui svi lle	76	71	75	H Coppi n St.	54	53	142	H Vi ll anova	59	45						
14	N LSU	43	49	37	N Loui svi lle	56	68					146	H St. John' s (N. Y. )	66	42						
17	A Marquette	50	74									149	A Georgetown	69	47						
23	N Texas A&M	52	55									159	H Provi dence	69	57						
24	A Pittsburgh	57	46									162	N Marshal l	76	54						
												163	H Houston	73	47						
												192	H Wofford	78	30						
												219	H Syracuse	67	49						
												256	H Duquesne	77	42						
												264	N Howard	84	61						
												274	N Ameri can	57	55						
												281	H St. Francis (Pa. )	98	60						

West Virginia

West Virginia

### Non-Div I Games:

West Virginia

■ Loss, ■ Non-Conf, S Site, H Home A Away N Neutral

Average RPI Win:		170		WON-LOST		WINNING		LAST 10		STRENGTH OF		OPP. STRENGTH		TEAM		ADJ.		CONF.		ADJ CONF.	
Average RPI Loss:		106		RECORD		PCT. RANK		GAMES		SCHEDULE		OF SCHEDULE		RPI		RPI		RPI		RPI	
DIV. I ONLY		23- 9		51		7- 3				110		111		66		70		14		14	
DIV. I NON-CONF.		6- 5		130		1- 1				92		44		102		100		14		14	
TOTALS		RPI 1-25		RPI 26-50		W-L RECORDS		RPI 51-100		RPI 100+											
23- 9		0- 1		2- 3		OVERALL		4- 2		18- 4											
8- 3		0- 0		1- 1		HOME		1- 1		7- 1											
11- 3		0- 1		1- 1		AWAY		2- 1		8- 1											
4- 3		0- 0		0- 1		NEUTRAL		1- 0		3- 2											
6- 5		0- 1		0- 2		NON-CONFERENCE		1- 1		6- 2											
2- 1		0- 0		0- 1		HOME		0- 0		2- 0											
3- 3		0- 1		0- 1		AWAY		0- 1		3- 0											
2- 2		0- 0		0- 0		NEUTRAL		1- 0		1- 2											
17- 4		0- 0		2- 1		CONFERENCE		3- 1		12- 2											
7- 2		0- 0		1- 0		HOME		1- 1		5- 1											
8- 1		0- 0		1- 0		AWAY		2- 0		5- 1											
2- 1		0- 0		0- 1		NEUTRAL		0- 0		2- 0											
RPI 1-25		RPI 26-50		RPI 51-100		Team's RPI : 70		RPI 101+													
RPI S	Opponent	Score		RPI S	Opponent	Score		RPI S	Opponent	Score		RPI S	Opponent	Score							
5	A North Carolina	58 87		27	A Xavi er	50 79		55	A Davi dson	67 56		111	H Eastern Mi ch.	69 61							
				35	A Chattanooga	80 72		55	H Davi dson	60 75		125	H East Tenn. St.	91 63							
				35	H Chattanooga	75 66		58	A Vi rgi ni a Tech	64 74		141	A UNC Asheville	81 78							
				35	N Chattanooga	66 84		74	N St. Joseph's	69 51		179	N Weber St.	72 70							
				44	H Auburn	56 71		85	A UNC Greensboro	53 52		180	A Wake Forest	74 71							
								85	H UNC Greensboro	73 67		184	N Tol edo	61 67							
												192	A Wofford	76 67							
												192	H Wofford	79 65							
												196	A Ga. Southern	73 68							
												196	H Ga. Southern	81 83							
												196	N Ga. Southern	73 59							
												200	A Appal achi an St.	77 68							
												200	H Appal achi an St.	71 60							
												213	N Eastern Ky.	66 83							
												242	A El on	49 54							
												242	H El on	77 66							
												244	A Furman	58 47							
												244	H Furman	72 48							
												244	N Furman	79 56							
												272	A Col orado St.	64 60							
												279	A Col . of Charleston	80 59							
												279	H Col . of Charleston	64 52							
LAST 10 Div sion I GAMES:																					
				58	A Vi rgi ni a Tech	64 74		85	H UNC Greensboro	73 67											
				125	H East Tenn. St.	91 63		279	A Col . of Charleston	80 59											
				35	N Chattanooga	66 84		244	H Furman	72 48											
				196	N Ga. Southern	73 59		196	H Ga. Southern	81 83											
				244	N Furman	79 56		35	H Chattanooga	75 66											

Non-Div I Games:

Western Caro.

Average RPI Win: 286				WON-LOST RECORD		WINNING PCT. RANK		LAST 10 GAMES		STRENGTH OF SCHEDULE		OPP. STRENGTH OF SCHEDULE		TEAM RPI		ADJ. RPI		CONF. RPI		ADJ CONF. RPI	
Average RPI Loss: 186				RECORD																	
DIV. I ONLY				8- 19		269		3- 7		311		280		299		300		30		30	
DIV. I NON-CONF.				2- 10		301		0- 0		298		131		321		319		31		31	

TOTALS	RPI 1-25	RPI 26-50	W-L RECORDS	RPI 51-100	RPI 100+
8- 19	0- 1	0- 0	OVERALL	0- 0	8- 18
4- 6	0- 0	0- 0	HOME	0- 0	4- 6
4- 10	0- 1	0- 0	AWAY	0- 0	4- 9
0- 3	0- 0	0- 0	NEUTRAL	0- 0	0- 3
2- 10	0- 1	0- 0	NON-CONFERENCE	0- 0	2- 9
1- 2	0- 0	0- 0	HOME	0- 0	1- 2
1- 6	0- 1	0- 0	AWAY	0- 0	1- 5
0- 2	0- 0	0- 0	NEUTRAL	0- 0	0- 2
6- 9	0- 0	0- 0	CONFERENCE	0- 0	6- 9
3- 4	0- 0	0- 0	HOME	0- 0	3- 4
3- 4	0- 0	0- 0	AWAY	0- 0	3- 4
0- 1	0- 0	0- 0	NEUTRAL	0- 0	0- 1

RPI	S	Opponent	Score
23	A	Texas A&M	36 70

RPI	S	Opponent	Score
246	N	IUPUI	51 56
295	H	UMKC	61 64
302	H	Southern Utah	46 34
172	A	Valparaiso	46 58
140	A	Oakland	52 55

RPI	S	Opponent	Score
246	A	IUPUI	31 34
332	H	Centenary (La.)	60 32
176	H	Oral Roberts	52 55
302	A	Southern Utah	46 50
295	A	UMKC	50 38

RPI	S	Opponent	Score
109	H	Ohio	43 67
112	A	Northern Ill.	45 62
115	A	Kansas	63 75
140	A	Oakland	52 55
140	H	Oakland	51 60
172	A	Valparaiso	46 58
172	H	Valparaiso	51 57
176	A	Oral Roberts	44 41
176	H	Oral Roberts	52 55
181	A	Drake	45 79
183	H	St. Louis	58 84
196	N	Ga. Southern	60 64
229	A	Bradley	77 90
231	N	Siena	65 82
246	A	IUPUI	31 34
246	H	IUPUI	61 48
246	N	IUPUI	51 56
262	A	Missouri St.	44 47
292	H	Chicago St.	63 51
295	A	UMKC	50 38
295	H	UMKC	61 64
302	A	Southern Utah	46 50
302	H	Southern Utah	46 34
316	A	Sam Houston St.	58 50
332	A	Centenary (La.)	67 58
332	H	Centenary (La.)	60 32

Non-Div | Games: Hannibal-La Gran81 47 III.-Springfield68 37

Western III.

Loss, Non-Conf, S Site, H Home A Away N Neutral

Page 323

Western Illinois

Average RPI Win: 148				WON-LOST RECORD		WINNING PCT. RANK		LAST 10 GAMES		STRENGTH OF SCHEDULE		OPP. STRENGTH OF SCHEDULE		TEAM RPI		ADJ. RPI		CONF. RPI		ADJ CONF. RPI			
Average RPI Loss: 53																							
DIV. I ONLY				20- 8		55		6- 4		52		88		34		34		9		9			
DIV. I NON-CONF.				6- 3		82		3- 1		3		84		21		21		9		9			
TOTALS				RPI 1-25		RPI 26-50		W-L RECORDS		RPI 51-100				RPI 100+									
20- 8				0- 4		1- 1		OVERALL		6- 3				16- 1									
10- 3				0- 2		1- 0		HOME		3- 1				9- 0									
9- 3				0- 1		0- 1		AWAY		2- 1				7- 1									
1- 2				0- 1		0- 0		NEUTRAL		1- 1				0- 0									
6- 3				0- 2		1- 1		NON-CONFERENCE		4- 1				4- 0									
6- 1				0- 1		1- 0		HOME		3- 0				2- 0									
2- 2				0- 0		0- 1		AWAY		0- 1				2- 0									
1- 1				0- 1		0- 0		NEUTRAL		1- 0				0- 0									
14- 5				0- 2		0- 0		CONFERENCE		2- 2				12- 1									
7- 2				0- 1		0- 0		HOME		0- 1				7- 0									
7- 2				0- 1		0- 0		AWAY		2- 0				5- 1									
0- 1				0- 0		0- 0		NEUTRAL		0- 1				0- 0									
RPI 1-25				RPI 26-50		Team's RPI: 34		RPI 51-100		RPI 101+													
RPI S	Opponent			Score		RPI S	Opponent			Score		RPI S	Opponent			Score		RPI S	Opponent			Score	
8	H	Vanderbilt		78 86		37	A	Louisville		58 70		51	H	Hofstra		72 54		108	A	Denver		73 68	
13	A	Middle Tenn.		62 76		49	H	South Dakota St.		67 61		64	H	La.-Lafayette		64 77		123	H	Murray St.		67 60	
13	H	Middle Tenn.		63 78								68	N	Penn St.		74 64		129	A	Florida Int'l		71 61	
15	N	Arizona St.		63 67								71	H	Minnesota		73 57		129	H	Florida Int'l		79 66	
												72	A	Arkansas St.		64 59		130	A	Louisiana Tech		73 60	
												72	N	Arkansas St.		67 76		170	A	South Ala.		68 65	
												78	A	Wisconsin		72 79		170	H	South Ala.		72 55	
												89	A	Ark.-Little Rock		47 45		175	A	North Texas		65 73	
												90	H	Mississippi St.		56 53		175	H	North Texas		82 68	
																		185	H	La.-Monroe		78 69	
																		203	A	Morehead St.		71 52	
																		212	A	Troy		66 53	
																		212	H	Troy		92 69	
																		234	A	Fla. Atlantic		85 76	
																		234	H	Fla. Atlantic		105 78	
																		246	H	IUPUI		95 56	
																		265	H	New Orleans		76 52	
						LAST 10 Division I GAMES:																	
						78	A	Wisconsin		72 79		129	H	Florida Int'l		79 66							
						51	H	Hofstra		72 54		175	A	North Texas		65 73							
						90	H	Mississippi St.		56 53		212	A	Troy		66 53							
						71	H	Minnesota		73 57		234	H	Fla. Atlantic		105 78							
						72	N	Arkansas St.		67 76		13	H	Middle Tenn.		63 78							

Non-Div I Games:

Western Ky.



Average RPI Win: 217		WON-LOST RECORD		WINNING PCT. RANK		LAST 10 GAMES		STRENGTH OF SCHEDULE		OPP. STRENGTH OF SCHEDULE		TEAM RPI		ADJ. RPI		CONF. RPI		ADJ CONF. RPI		
DIV. I ONLY		14- 18		195		5- 5		126		115		164		164		11		11		
DIV. I NON-CONF.		7- 7		151		0- 0		177		138		164		164		13		13		
TOTALS		RPI 1-25		RPI 26-50		W-L RECORDS		RPI 51-100		RPI 100+										
14- 18		0- 2		1- 6		OVERALL		0- 1		13- 9										
10- 3		0- 1		1- 0		HOME		0- 0		9- 2										
2- 11		0- 0		0- 3		AWAY		0- 1		2- 7										
2- 4		0- 1		0- 3		NEUTRAL		0- 0		2- 0										
7- 7		0- 1		0- 4		NON-CONFERENCE		0- 1		7- 1										
5- 0		0- 0		0- 0		HOME		0- 0		5- 0										
1- 4		0- 0		0- 2		AWAY		0- 1		1- 1										
1- 3		0- 1		0- 2		NEUTRAL		0- 0		1- 0										
7- 11		0- 1		1- 2		CONFERENCE		0- 0		6- 8										
5- 3		0- 1		1- 0		HOME		0- 0		4- 2										
1- 7		0- 0		0- 1		AWAY		0- 0		1- 6										
1- 1		0- 0		0- 1		NEUTRAL		0- 0		1- 0										
RPI 1-25		RPI 26-50		RPI 51-100		RPI 101+		Team's RPI: 164												
RPI S	Opponent	Score	RPI S	Opponent	Score	RPI S	Opponent	Score	RPI S	Opponent	Score									
17 N	Marquette	61 74	27 N	Xavier	62 69	78 A	Wisconsin	77 80	109 A	Ohio	71 55									
21 H	Bowling Green	62 90	30 A	Notre Dame	67 87				111 A	Eastern Mich.	45 69									
			31 A	Temple	35 78				111 H	Eastern Mich.	58 79									
			41 A	Ball St.	60 76				112 A	Northern Ill.	73 79									
			41 H	Ball St.	81 68				112 H	Northern Ill.	67 56									
			41 N	Ball St.	53 56				113 A	Kent St.	65 78									
			44 N	Auburn	86 95				182 H	Miami (Ohio)	90 68									
									182 N	Miami (Ohio)	74 58									
									184 A	Tol edo	66 74									
									184 H	Tol edo	72 76									
									187 A	Ill. -Chicago	83 87									
									224 A	Central Mich.	78 91									
									224 H	Central Mich.	80 66									
									235 A	Buffal o	48 61									
									246 H	IUPUI	78 63									
									250 H	Akron	82 58									
									255 A	Air Force	71 54									
									261 N	Tex. -Pan American	95 77									
									286 H	Md. -East. Shore	66 62									
									292 H	Chicago St.	54 47									
									296 H	Detroit	85 72									
									305 H	Cleveland St.	93 79									
				LAST 10 Division I GAMES:																
			41 N	Ball St.	53 56	41 H	Ball St.	81 68												
			182 N	Miami (Ohio)	74 58	224 H	Central Mich.	80 66												
			184 A	Tol edo	66 74	182 H	Miami (Ohio)	90 68												
			112 H	Northern Ill.	67 56	235 A	Buffal o	48 61												
			111 A	Eastern Mich.	45 69	113 A	Kent St.	65 78												

Western Mich.

Non-Div I Games:

Western Mich.

Loss, 
Non-Conf, S Site, 
H Home
A Away 
N Neutral

Average RPI Win: 240		WON-LOST	WINNING	LAST 10	STRENGTH OF	OPP. STRENGTH	TEAM	ADJ.	CONF.	ADJ CONF.
Average RPI Loss: 143		RECORD	PCT. RANK	GAMES	SCHEDULE	OF SCHEDULE	RPI	RPI	RPI	RPI
DIV. I ONLY	9- 20	258	2- 8	181	206	258	254	15	15	
DIV. I NON-CONF.	5- 5	151	0- 0	179	313	190	191	15	15	
TOTALS	RPI 1-25	RPI 26-50	W-L RECORDS	RPI 51-100	RPI 100+					
9- 20	0- 0	0- 0	OVERALL	1- 5	8- 15					
8- 9	0- 0	0- 0	HOME	1- 2	7- 7					
1- 11	0- 0	0- 0	AWAY	0- 3	1- 8					
0- 0	0- 0	0- 0	NEUTRAL	0- 0	0- 0					
5- 5	0- 0	0- 0	NON-CONFERENCE	0- 2	5- 3					
5- 3	0- 0	0- 0	HOME	0- 1	5- 2					
0- 2	0- 0	0- 0	AWAY	0- 1	0- 1					
0- 0	0- 0	0- 0	NEUTRAL	0- 0	0- 0					
4- 15	0- 0	0- 0	CONFERENCE	1- 3	3- 12					
3- 6	0- 0	0- 0	HOME	1- 1	2- 5					
1- 9	0- 0	0- 0	AWAY	0- 2	1- 7					
0- 0	0- 0	0- 0	NEUTRAL	0- 0	0- 0					
RPI S	RPI 1-25 Opponent Score	RPI S	RPI 26-50 Opponent Score	RPI S	RPI 51-100 Opponent Score	RPI S	RPI 101+ Opponent Score	Team's RPI: 254		
				51 H Hofstra	72 79	114 A Indiana St.	63 96			
				82 A Arkansas	70 80	114 H Indiana St.	56 73			
				88 A Illinois St.	73 87	117 A UNI	49 53			
				88 H Illinois St.	75 69	117 H UNI	56 66			
				96 A Southern Ill.	39 72	133 A Evansville	68 77			
				96 H Southern Ill.	64 74	133 H Evansville	97 99			
						165 A San Diego St.	73 74			
						176 H Oral Roberts	55 71			
						181 A Drake	61 69			
						181 A Drake	63 78			
						181 H Drake	64 67			
						191 A Creighton	66 72			
						191 H Creighton	68 71			
						197 H Jackson St.	69 48			
						206 H Prairie View	81 60			
						216 H New Mexico St.	69 72			
						229 A Bradley	77 88			
						229 H Bradley	73 60			
						262 A Missouri St.	75 67			
						262 H Missouri St.	68 65			
						295 H UMKC	78 71			
						310 H Northern Colo.	80 55			
						313 H Pacific	71 55			
			LAST 10 Division I GAMES:							
			181 A Drake	63 78	229 A Bradley	77 88				
			96 A Southern Ill.	39 72	117 A UNI	49 53				
			133 A Evansville	68 77	88 H Illinois St.	75 69				
			191 H Creighton	68 71	114 H Indiana St.	56 73				
			181 H Drake	64 67	262 H Missouri St.	68 65				

Non-Div I Games:

Wichita St.

Loss, Non-Conf, S Site, H Home A Away N Neutral

Wichita St.

Wichita St.



Average RPI Win:	314	WON-LOST	WINNING	LAST 10	STRENGTH OF	OPP. STRENGTH	TEAM	ADJ.	CONF.	ADJ CONF.
Average RPI Loss:	180	RECORD	PCT. RANK	GAMES	SCHEDULE	OF SCHEDULE	RPI	RPI	RPI	RPI

DIV. I ONLY	8- 18	266	4- 6	314	291	302	304	31	31
DIV. I NON-CONF.	5- 17	285	2- 5	251	282	301	305	28	28

TOTALS	RPI 1-25	RPI 26-50	W-L RECORDS	RPI 51-100	RPI 100+
8- 18	0- 1	0- 1	OVERALL	0- 2	8- 14
4- 4	0- 0	0- 0	HOME	0- 0	4- 4
4- 13	0- 1	0- 1	AWAY	0- 2	4- 9
0- 1	0- 0	0- 0	NEUTRAL	0- 0	0- 1
5- 17	0- 1	0- 1	NON-CONFERENCE	0- 2	5- 13
2- 4	0- 0	0- 0	HOME	0- 0	2- 4
3- 12	0- 1	0- 1	AWAY	0- 2	3- 8
0- 1	0- 0	0- 0	NEUTRAL	0- 0	0- 1
3- 1	0- 0	0- 0	CONFERENCE	0- 0	3- 1
2- 0	0- 0	0- 0	HOME	0- 0	2- 0
1- 1	0- 0	0- 0	AWAY	0- 0	1- 1
0- 0	0- 0	0- 0	NEUTRAL	0- 0	0- 0

RPI S	RPI 1-25	Score	RPI S	RPI 26-50	Score	RPI S	RPI 51-100	Score	RPI S	RPI 101+	Team's RPI: 304
5	A North Carolina	32 83	44	A Auburn	47 85	52	A Georgia Tech	43 75	139	A Radford	48 72
						58	A Virginia Tech	33 43	145	A Towson	51 76
									145	H Towson	50 57
									160	A Delaware St.	53 67
									160	H Delaware St.	51 67
									180	A Wake Forest	66 82
									200	H Appalachian St.	52 66
									211	A Morgan St.	71 66
									242	A El on	42 50
									263	A Navy	39 58
									284	N New Hampshire	55 63
									286	A Md. -East. Shore	48 54
									286	H Md. -East. Shore	49 62
									289	A Longwood	65 69
									294	A Alabama St.	63 76
									322	A Savannah St.	66 58
									322	H Savannah St.	80 60
									326	A Norfolk St.	75 64
									326	H Norfolk St.	56 47
									333	H NJIT	72 41
									335	A Bethune-Cookman	59 50
									335	H Bethune-Cookman	49 44
LAST 10 Division I GAMES:											
322	H Savannah St.	80 60	180	A Wake Forest	66 82						
289	A Longwood	65 69	160	A Delaware St.	53 67						
335	H Bethune-Cookman	49 44	322	A Savannah St.	66 58						
211	A Morgan St.	71 66	286	H Md. -East. Shore	49 62						
263	A Navy	39 58	139	A Radford	48 72						

Non-Div I Games: Johnson C. Smith 63 73 Livingstone 61 72 S. C. -Aiken 56 61 Winston-Salem

Winston-Salem

Winston-Salem

[illegible]

### Non-Div l Games:

Wi nthrop

Loss, Non-Conf, S Site, H Home A Away N Neutral

Average RPI Win: 206				WON-LOST RECORD		WINNING PCT. RANK		LAST 10 GAMES		STRENGTH OF SCHEDULE		OPP. STRENGTH OF SCHEDULE		TEAM RPI		ADJ. RPI		CONF. RPI		ADJ CONF. RPI	
Average RPI Loss: 40																					
DIV. I ONLY				28- 3		6		9- 1		235		199		50		50		25		24	
DIV. I NON-CONF.				9- 3		52		1- 1		50		28		32		32		24		23	
TOTALS				RPI 1-25		RPI 26-50		W-L RECORDS		RPI 51-100		RPI 100+									
28- 3				0- 2		1- 0		OVERALL		4- 2		24- 0									
17- 1				0- 0		0- 0		HOME		3- 1		14- 0									
10- 2				0- 2		0- 0		AWAY		0- 1		10- 0									
2- 0				0- 0		1- 0		NEUTRAL		1- 0		0- 0									
9- 3				0- 2		1- 0		NON-CONFERENCE		4- 2		5- 0									
6- 1				0- 0		0- 0		HOME		3- 1		3- 0									
2- 3				0- 2		0- 0		AWAY		0- 1		2- 0									
2- 0				0- 0		1- 0		NEUTRAL		1- 0		0- 0									
19- 0				0- 0		0- 0		CONFERENCE		0- 0		19- 0									
11- 0				0- 0		0- 0		HOME		0- 0		11- 0									
8- 0				0- 0		0- 0		AWAY		0- 0		8- 0									
0- 0				0- 0		0- 0		NEUTRAL		0- 0		0- 0									
RPI 1-25				RPI 26-50		Team's RPI: 50		RPI 51-100				RPI 101+									
RPI S	Opponent		Score		RPI S	Opponent		Score		RPI S	Opponent		Score		RPI S	Opponent		Score			
3	A	Connecti cut	70 94		43	N	New Mexi co	59 52		60	H	DePaul	70 71		104	A	Northern Ari z.	75 64			
17	A	Marquette	63 67							71	N	Mi nnesota	75 66		114	H	Indi ana St.	84 66			
										78	H	Wi sconsi n	70 66		138	H	North Dakota St.	77 51			
										79	H	Iowa	67 43		140	H	Oakl and	90 68			
										81	A	Kansas St.	67 72		169	A	Butler	81 64			
										88	H	Illinoi s St.	92 64		169	H	Butler	84 70			
															169	H	Butler	91 64			
															187	A	Ill. -Chi cago	58 45			
															187	H	Ill. -Chi cago	59 47			
															217	A	Wi s. -Mi l waukee	72 63			
															217	H	Wi s. -Mi l waukee	85 70			
															217	H	Wi s. -Mi l waukee	84 79			
															282	A	Wri ght St.	67 53			
															282	H	Wri ght St.	73 42			
															292	A	Chi cago St.	68 48			
															296	A	Detroi t	86 70			
															296	H	Detroi t	88 60			
															296	H	Detroi t	81 58			
															303	A	Youngstown St.	74 62			

W  
i  
s  
.  
-  
G  
r  
e  
e  
n  
B  
a  
y

Wis.-Green Bay

Wi s. -Green Bay

Loss, Non-Conf, S Site, H Home A Away N Neutral

Average RPI Win:	267	WON-LOST	WINNING	LAST 10	STRENGTH OF	OPP. STRENGTH	TEAM	ADJ.	CONF.	ADJ CONF.
Average RPI Loss:	132	RECORD	PCT. RANK	GAMES	SCHEDULE	OF SCHEDULE	RPI	RPI	RPI	RPI

DIV. I ONLY	15- 16	173	5- 5	257	219	219	217	25	24
DIV. I NON-CONF.	4- 9	257	0- 0	207	65	237	234	24	23

TOTALS	RPI 1-25	RPI 26-50	W-L RECORDS	RPI 51-100	RPI 100+
15- 16	0- 2	0- 4	OVERALL	0- 1	15- 9
8- 5	0- 1	0- 1	HOME	0- 0	8- 3
6- 11	0- 1	0- 3	AWAY	0- 1	6- 6
1- 0	0- 0	0- 0	NEUTRAL	0- 0	1- 0
4- 9	0- 2	0- 1	NON-CONFERENCE	0- 1	4- 5
2- 2	0- 1	0- 0	HOME	0- 0	2- 1
1- 7	0- 1	0- 1	AWAY	0- 1	1- 4
1- 0	0- 0	0- 0	NEUTRAL	0- 0	1- 0
11- 7	0- 0	0- 3	CONFERENCE	0- 0	11- 4
6- 3	0- 0	0- 1	HOME	0- 0	6- 2
5- 4	0- 0	0- 2	AWAY	0- 0	5- 2
0- 0	0- 0	0- 0	NEUTRAL	0- 0	0- 0

RPI S	RPI 1-25	Score	RPI S	RPI 26-50	Score	RPI S	RPI 51-100	Score	RPI S	RPI 101+	Team's RPI: 217
17	H Marquette	63 74	32	A South Fla.	59 85	78	A Wi sconsi n	45 78	107	A SMU	53 47
25	A Iowa St.	48 85	50	A Wi s. -Green Bay	70 85				137	A La Salle	69 74
			50	A Wi s. -Green Bay	79 84				138	A North Dakota St.	53 63
			50	H Wi s. -Green Bay	63 72				144	A Mi ami (Fl a.)	71 78
									169	A Butler	74 81
									169	H Butler	59 74
									181	A Drake	72 75
									187	A Ill. -Chi cago	89 83
									187	H Ill. -Chi cago	86 79
									255	H Air Force	65 53
									280	H Central Conn. St.	65 56
									282	A Wright St.	75 65
									282	H Wright St.	51 65
									282	H Wright St.	83 79
									292	H Chi cago St.	45 54
									296	A Detroit	77 67
									296	H Detroit	63 54
									303	A Youngstown St.	76 70
									303	H Youngstown St.	60 44
									305	A Clevel and St.	54 57
									305	H Clevel and St.	75 68
									307	A Loyol a (Ill.)	80 66
									307	H Loyol a (Ill.)	73 72
									314	N San Jose St.	66 63
LAST 10 Division I GAMES:											
50	A Wi s. -Green Bay	79 84	169	H Butler	59 74						
282	H Wright St.	83 79	303	A Youngstown St.	76 70						
307	A Loyol a (Ill.)	80 66	305	A Clevel and St.	54 57						
187	A Ill. -Chi cago	89 83	50	H Wi s. -Green Bay	63 72						
282	H Wright St.	51 65	296	H Detroit	63 54						

W i s . - M i l w a u k e e

Non-Di v I Games:

W i s . - M i l w a u k e e

Loss, Non-Conf, S Site, H Home A Away N Neutral

Average RPI Win:	144	WON-LOST	WINNING	LAST 10	STRENGTH OF	OPP. STRENGTH	TEAM	ADJ.	CONF.	ADJ CONF.
Average RPI Loss:	47	RECORD	PCT. RANK	GAMES	SCHEDULE	OF SCHEDULE	RPI	RPI	RPI	RPI

DIV. I ONLY	19- 12	94	5- 5	91	43	77	78	4	4
DIV. I NON-CONF.	11- 2	27	4- 1	164	183	50	52	2	2

TOTALS	RPI 1-25	RPI 26-50	W-L RECORDS	RPI 51-100	RPI 100+
19- 12	0- 5	2- 1	OVERALL	6- 7	15- 0
13- 3	0- 2	2- 0	HOME	5- 1	10- 0
4- 8	0- 2	0- 1	AWAY	0- 6	4- 0
2- 1	0- 1	0- 0	NEUTRAL	1- 0	1- 0
11- 2	0- 0	2- 1	NON-CONFERENCE	3- 2	10- 0
12- 0	0- 0	2- 0	HOME	2- 0	8- 0
2- 3	0- 0	0- 1	AWAY	0- 2	2- 0
1- 0	0- 0	0- 0	NEUTRAL	1- 0	0- 0
8- 10	0- 5	0- 0	CONFERENCE	3- 5	5- 0
5- 3	0- 2	0- 0	HOME	3- 1	2- 0
2- 6	0- 2	0- 0	AWAY	0- 4	2- 0
1- 1	0- 1	0- 0	NEUTRAL	0- 0	1- 0

RPI S Opponent	RPI 1-25	Score	RPI S Opponent	RPI 26-50	Score	RPI S Opponent	RPI 51-100	Team's RPI : 78	Score	RPI S Opponent	RPI 101+	Score
4 H Purdue		60 69	34 H Western Ky.		79 72	57 A Indiana		56 83		115 H Kansas		68 41
4 N Purdue		79 82	48 H Virginia		84 78	57 H Indiana		60 53		156 A UNLV		67 51
9 A Ohio St.		57 83	50 A Wisconsin - Green Bay		66 70	68 A Penn St.		61 70		158 A Northwestern		74 50
9 H Ohio St.		51 74				71 A Minnesota		53 71		158 H Northwestern		93 72
19 A Michigan St.		46 56				71 H Minnesota		70 57		161 A Michigan		62 59
						72 H Arkansas St.		77 45		161 H Michigan		73 60
						73 A Wyoming		56 72		161 N Michigan		81 59
						76 H Illinois		62 70		164 H Western Mich.		80 77
						77 H Kentucky		67 61		167 H Harvard		86 66
						79 A Iowa		93 103		187 H Illinois - Chicago		75 53
						79 H Iowa		84 73		193 H Southern Miss.		88 37
						81 N Kansas St.		56 53		217 H Wisconsin - Milwaukee		78 45
						97 A UC Riverside		50 52		251 H Albany (N. Y.)		75 46
										255 A Air Force		91 58
										280 H Central Conn. St.		75 45
LAST 10 Division I GAMES:												
73 A Wyoming		56 72	4 N Purdue		79 82							
34 H Western Ky.		79 72	161 N Michigan		81 59							
48 H Virginia		84 78	79 A Iowa		93 103							
77 H Kentucky		67 61	4 H Purdue		60 69							
72 H Arkansas St.		77 45	9 A Ohio St.		57 83							

Non-Div I Games:

Wisconsin



Wofford				Through Games Of Sunday, March 11, 2007										
Average RPI Win:		231	WON-LOST RECORD		WINNING PCT. RANK	LAST 10 GAMES		STRENGTH OF SCHEDULE	OPP. STRENGTH OF SCHEDULE	TEAM RPI	ADJ. RPI	CONF. RPI	ADJ CONF. RPI	
Average RPI Loss:		108												
DIV. I ONLY		11- 16	215		4- 6		138		135		191	192	14	14
DIV. I NON-CONF.		4- 4	151		0- 0		208		124		185	187	14	14
-----														
TOTALS		RPI 1-25	RPI 26-50		W-L RECORDS		RPI 51-100		RPI 100+					
11- 16		0- 1	0- 3		OVERALL		1- 6		10- 6					
7- 5		0- 0	0- 1		HOME		1- 2		6- 2					
4- 10		0- 1	0- 2		AWAY		0- 3		4- 4					
0- 1		0- 0	0- 0		NEUTRAL		0- 1		0- 0					
4- 4		0- 1	0- 1		NON-CONFERENCE		0- 0		4- 2					
3- 0		0- 0	0- 0		HOME		0- 0		3- 0					
1- 4		0- 1	0- 1		AWAY		0- 0		1- 2					
0- 0		0- 0	0- 0		NEUTRAL		0- 0		0- 0					
7- 12		0- 0	0- 2		CONFERENCE		1- 6		6- 4					
4- 5		0- 0	0- 1		HOME		1- 2		3- 2					
3- 6		0- 0	0- 1		AWAY		0- 3		3- 2					
0- 1		0- 0	0- 0		NEUTRAL		0- 1		0- 0					
-----														
RPI S		RPI 1-25	RPI S		RPI 26-50	RPI S		RPI 51-100	RPI S		RPI 101+	Team's RPI: 192		
Opponent		Score	Opponent		Score	Opponent		Score	Opponent		Score	Score		
5	A	North Carolina	36	95	35	A	Chattanooga	49	68	55	A	Davi dson	39	86
					35	H	Chattanooga	62	96	55	H	Davi dson	68	65
					39	A	West Virgini a	30	78	55	N	Davi dson	62	71
										70	A	Western Caro.	65	79
										70	H	Western Caro.	67	76
										85	A	UNC Greensboro	66	71
										85	H	UNC Greensboro	54	62
						</								

Average RPI Win: 269

Average RPI Loss: 174

WON-LOST  
RECORDWINNING  
PCT. RANKLAST 10  
GAMESSTRENGTH OF  
SCHEDULEOPP. STRENGTH  
OF SCHEDULETEAM  
RPIADJ.  
RPICONF.  
RPIADJ CONF.  
RPI

DIV. I ONLY

10- 18

237

5- 5

293

263

282

282

25

24

DIV. I NON-CONF.

2- 9

296

0- 0

245

162

304

302

24

23

TOTALS

RPI 1-25

RPI 26-50

W-L RECORDS

RPI 51-100

RPI 100+

10- 18

0- 0

0- 3

OVERALL

0- 1

10- 14

6- 8

0- 0

0- 1

HOME

0- 0

6- 7

4- 8

0- 0

0- 2

AWAY

0- 0

4- 6

0- 2

0- 0

0- 0

NEUTRAL

0- 1

0- 1

2- 9

0- 0

0- 1

NON-CONFERENCE

0- 1

2- 7

2- 4

0- 0

0- 0

HOME

0- 0

2- 4

0- 3

0- 0

0- 1

AWAY

0- 0

0- 2

0- 2

0- 0

0- 0

NEUTRAL

0- 1

0- 1

8- 9

0- 0

0- 2

CONFERENCE

0- 0

8- 7

4- 4

0- 0

0- 1

HOME

0- 0

4- 3

4- 5

0- 0

0- 1

AWAY

0- 0

4- 4

0- 0

0- 0

0- 0

NEUTRAL

0- 0

0- 0

RPI 1-25

RPI S Opponent Score

RPI 26-50

RPI S Opponent Score

41 A Ball St. 68 75

50 A Wi s. -Green Bay 42 73

50 H Wi s. -Green Bay 53 67

RPI 51-100

RPI S Opponent Score

57 N Indiana 52 73

RPI 101+

Team's RPI: 282

RPI S Opponent Score

111 H Eastern Mich. 59 76

162 A Marshall 54 62

169 A Butler 56 68

169 H Butler 76 71

180 H Wake Forest 49 55

182 H Mi ami (Ohi o) 63 90

184 H Toledo 59 62

187 A Ill. -Chi cago 55 63

187 H Ill. -Chi cago 46 68

209 H Dayton 60 59

215 A Cani si us 46 66

217 A Wi s. -Mi l waukee 65 51

217 A Wi s. -Mi l waukee 79 83

217 H Wi s. -Mi l waukee 65 75

289 H Longwood 52 45

296 A Detroit 67 51

296 H Detroit 65 54

303 A Youngstown St. 57 52

303 H Youngstown St. 47 40

305 A Clevel and St. 47 60

305 H Clevel and St. 63 55

307 A Loyol a (Ill.) 66 60

307 H Loyol a (Ill.) 69 76

317 N Ni chol l s St. 56 65

LAST 10 Division I GAMES:

217 A Wi s. -Mi l waukee 79 83

303 H Youngstown St. 47 40

305 H Clevel and St. 63 55

217 A Wi s. -Mi l waukee 65 51

50 A Wi s. -Green Bay 42 73

296 H Detroit 65 54

307 A Loyol a (Ill.) 66 60

187 A Ill. -Chi cago 55 63

169 A Butler 56 68

50 H Wi s. -Green Bay 53 67

W  
r  
i  
g  
h  
t  
s  
t  
.W  
r  
i  
g  
h  
t  
s  
t  
.

Non-Di v I Games:

Wright St.

Loss, Non-Conf, S Site, H Home A Away N Neutral

Average RPI Win: 153  
Average RPI Loss: 75

WON-LOST  
RECORD

WINNING  
PCT. RANK

LAST 10  
GAMES

STRENGTH OF  
SCHEDULE

OPP. STRENGTH  
OF SCHEDULE

TEAM  
RPI

ADJ.  
RPI

CONF.  
RPI

ADJ CONF.  
RPI

DIV. I ONLY	20- 9	62	9- 1	106	106	73	73	7	7
DIV. I NON-CONF.	8- 3	63	6- 0	140	175	74	77	7	7

TOTALS	RPI 1-25	RPI 26-50	W-L RECORDS	RPI 51-100	RPI 100+
20- 9	0- 0	2- 4	OVERALL	9- 3	15- 2
10- 1	0- 0	2- 1	HOME	7- 0	7- 0
6- 7	0- 0	0- 2	AWAY	2- 3	4- 2
4- 1	0- 0	0- 1	NEUTRAL	0- 0	4- 0
8- 3	0- 0	1- 0	NON-CONFERENCE	5- 3	8- 0
9- 0	0- 0	1- 0	HOME	5- 0	3- 0
2- 3	0- 0	0- 0	AWAY	0- 3	2- 0
3- 0	0- 0	0- 0	NEUTRAL	0- 0	3- 0
12- 6	0- 0	1- 4	CONFERENCE	4- 0	7- 2
7- 1	0- 0	1- 1	HOME	2- 0	4- 0
4- 4	0- 0	0- 2	AWAY	2- 0	2- 2
1- 1	0- 0	0- 1	NEUTRAL	0- 0	1- 0

RPI 1-25			RPI 26-50			RPI 51-100			Team's RPI : 73			RPI 101+			
RPI	S	Opponent	Score	RPI	S	Opponent	Score	RPI	S	Opponent	Score	RPI	S	Opponent	Score
				38	A	Brigham Young	52 55	54	A	Montana	59 70	101	N	Charlotte	77 55
				38	H	Brigham Young	62 69	54	A	Montana	72 79	152	A	Idaho St.	79 58
				43	A	New Mexico	43 50	59	A	TCU	61 50	156	A	UNLV	46 51
				43	H	New Mexico	54 51	59	H	TCU	66 51	156	H	UNLV	85 59
				43	N	New Mexico	53 65	61	H	Missouri	73 67	165	A	San Diego St.	47 55
				49	H	South Dakota St.	70 59	78	H	Wisconsin	72 56	165	H	San Diego St.	71 47
								81	A	Kansas St.	62 68	165	N	San Diego St.	56 44
								81	H	Kansas St.	89 79	173	H	Nevada	84 56
								83	A	Utah	62 53	173	N	Nevada	80 71
								83	H	Utah	56 55	207	H	San Francisco	71 58
								94	H	Colorado	68 49	232	H	Utah St.	62 43
								99	H	Oregon	64 62	255	A	Air Force	64 43
												255	H	Air Force	64 35
												272	A	Colorado St.	78 66
												272	H	Colorado St.	72 37
												308	N	Idaho	68 45
												310	A	Northern Colo.	76 46
LAST 10 Division I GAMES:															
				78	H	Wisconsin	72 56	173	H	Nevada	84 56				
				81	H	Kansas St.	89 79	43	N	New Mexico	53 65				
				49	H	South Dakota St.	70 59	165	N	San Diego St.	56 44				
				99	H	Oregon	64 62	83	A	Utah	62 53				
				61	H	Missouri	73 67	255	H	Air Force	64 35				

Non-Div I Games: Western St. 69 56

Wyoming

Loss, Non-Conf, S Site, H Home A Away N Neutral

Average RPI Loss: 44

[illegible]

### Non-Div l Games:

Xavi er

■ Loss, ■ Non-Conf, S Site, H Home A Away N Neutral

Average RPI Win: 204				WON-LOST RECORD		WINNING PCT. RANK		LAST 10 GAMES		STRENGTH OF SCHEDULE		OPP. STRENGTH OF SCHEDULE		TEAM RPI		ADJ. RPI		CONF. RPI		ADJ. CONF. RPI	
Average RPI Loss: 208																					
DIV. I ONLY				12- 16		202		2- 8		254		261		238		240		27		27	
DIV. I NON-CONF.				7- 7		151		0- 0		138		182		154		155		25		25	
TOTALS				RPI 1-25		RPI 26-50		W-L RECORDS		RPI 51-100		RPI 100+									
12- 16				0- 0		0- 0		OVERALL		1- 3		11- 13									
9- 3				0- 0		0- 0		HOME		1- 0		8- 3									
2- 12				0- 0		0- 0		AWAY		0- 2		2- 10									
1- 1				0- 0		0- 0		NEUTRAL		0- 1		1- 0									
7- 7				0- 0		0- 0		NON-CONFERENCE		1- 3		6- 4									
4- 1				0- 0		0- 0		HOME		1- 0		3- 1									
2- 5				0- 0		0- 0		AWAY		0- 2		2- 3									
1- 1				0- 0		0- 0		NEUTRAL		0- 1		1- 0									
5- 9				0- 0		0- 0		CONFERENCE		0- 0		5- 9									
5- 2				0- 0		0- 0		HOME		0- 0		5- 2									
0- 7				0- 0		0- 0		AWAY		0- 0		0- 7									
0- 0				0- 0		0- 0		NEUTRAL		0- 0		0- 0									
RPI 1-25				RPI 26-50		RPI 51-100		RPI 101+		Team's RPI: 240											
RPI S Opponent Score				RPI S Opponent Score		RPI S Opponent Score		RPI S Opponent Score		RPI S Opponent Score		RPI S Opponent Score		RPI S Opponent Score		RPI S Opponent Score		RPI S Opponent Score		RPI S Opponent Score	
51 A Hofstra				52 71		118 H Sacred Heart		66 72		53 H Marist		67 52		134 H Massachusetts		70 60		60 A DePaul		60 86	
60 A DePaul				60 86		155 H Quinnipiac		81 64		84 N Stony Brook		69 71		159 H Providence		68 55		167 A Harvard		58 68	
167 H Harvard				58 68		167 H Harvard		61 53						190 A Dartmouth		59 67					
190 H Dartmouth				63 56						221 A Fairfield		75 67						226 A Holy Cross		56 68	
237 A Penn				57 70						237 H Penn		55 57						255 A Air Force		55 67	
261 N Tex. -Pan American				62 49						269 A Princeton		73 83						269 H Princeton		64 49	
270 A Lehigh				66 56						273 A Cornell I		55 59						273 H Cornell I		61 45	
273 A Cornell I				61 45						275 A Fordham		63 72						290 A Col umbia		64 66	
290 H Col umbia				64 72						290 H Col umbia		64 72						299 A Brown		60 67	
299 H Brown				69 49						299 H Brown		69 49									
LAST 10 Division I GAMES:																					
269 H Princeton				64 49						190 A Dartmouth		59 67									
237 H Penn				55 57						273 H Cornell I		61 45									
290 A Col umbia				64 66						290 H Col umbia		64 72									
273 A Cornell I				55 59						237 A Penn		57 70									
167 A Harvard				58 68						269 A Princeton		73 83									

### Non-Div l Games:

Yal e

Loss, Non-Conf, S Site, H Home A Away N Neutral

Average RPI Win:	271	WON-LOST	WINNING	LAST 10	STRENGTH OF	OPP. STRENGTH	TEAM	ADJ.	CONF.	ADJ CONF.
Average RPI Loss:	183	RECORD	PCT. RANK	GAMES	SCHEDULE	OF SCHEDULE	RPI	RPI	RPI	RPI
DIV. I ONLY	6- 21	303	2- 8	266	269	306	303	25	24	
DIV. I NON-CONF.	1- 9	322	0- 1	199	168	305	304	24	23	

TOTALS	RPI 1-25	RPI 26-50	W-L RECORDS	RPI 51-100	RPI 100+
6- 21	0- 0	0- 2	OVERALL	0- 2	6- 17
4- 8	0- 0	0- 1	HOME	0- 1	4- 6
2- 12	0- 0	0- 1	AWAY	0- 1	2- 10
0- 1	0- 0	0- 0	NEUTRAL	0- 0	0- 1
1- 9	0- 0	0- 0	NON-CONFERENCE	0- 2	1- 7
1- 3	0- 0	0- 0	HOME	0- 1	1- 2
0- 5	0- 0	0- 0	AWAY	0- 1	0- 4
0- 1	0- 0	0- 0	NEUTRAL	0- 0	0- 1
5- 12	0- 0	0- 2	CONFERENCE	0- 0	5- 10
3- 5	0- 0	0- 1	HOME	0- 0	3- 4
2- 7	0- 0	0- 1	AWAY	0- 0	2- 6
0- 0	0- 0	0- 0	NEUTRAL	0- 0	0- 0

RPI 1-25				RPI 26-50				RPI 51-100				RPI 101+				Team's RPI: 303	
RPI	S	Opponent	Score	RPI	S	Opponent	Score	RPI	S	Opponent	Score	RPI	S	Opponent	Score		
50	A	Wis. -Green Bay	49 83	50	H	Wis. -Green Bay	62 74	75	A	Coppin St.	42 55	106	H	Cincinnati	78 85		
								80	H	Robert Morris	54 84	114	A	Indiana St.	56 69		
												140	A	Oakland	57 81		
												169	A	Butler	45 59		
												169	A	Butler	60 77		
												169	H	Butler	56 80		
												182	A	Miami (Ohio)	51 69		
												187	A	Ill. -Chicago	67 62		
												187	H	Ill. -Chicago	63 71		
												217	A	Wis. -Milwaukee	44 60		
												217	H	Wis. -Milwaukee	70 76		
												233	A	UNC Wilmington	52 56		
												235	H	Buffalo	78 44		
												250	H	Akron	58 66		
												256	N	Duquesne	49 96		
												282	A	Wright St.	40 47		
												282	H	Wright St.	52 57		
												296	A	Detroit	58 52		
												296	H	Detroit	55 39		
												305	A	Cleveland St.	57 68		
												305	H	Cleveland St.	65 55		
												307	A	Loyola (Ill.)	55 67		
												307	H	Loyola (Ill.)	66 64		
LAST 10 Division I GAMES:																	
169	A	Butler	60 77	50	H	Wis. -Green Bay	62 74	296	A	Detroit	58 52	140	A	Oakland	57 81		
282	A	Wright St.	40 47	307	H	Loyola (Ill.)	66 64	187	H	Ill. -Chicago	63 71						
169	A	Butler	45 59														
305	A	Cleveland St.	57 68														
217	H	Wis. -Milwaukee	70 76														

Non-Div I Games: Clarion

58 47

Youngstown St.