

Average RPI Win:	59	WON-LOST RECORD	WINNING PCT. RANK	LAST 10 GAMES	STRENGTH OF SCHEDULE	OPP. STRENGTH OF SCHEDULE	TEAM RPI	ADJ RPI	CONF. RPI	ADJ CONF. RPI									
DIV. I ONLY		17-1-2	.9	1	8-0-2	27	2	2	.66706	1	1	1							
DIV. I NON-CONF.		8-1-0	.88889	4	2-0-0	157	30	23	.58217	20	1	1							
<hr/>																			
TOTALS	RPI 1-25	RPI 26-50		W-L RECORDS		RPI 51-100		RPI 101-150		RPI 150+									
17-1-2	6-0-1	4-0-1		OVERALL		3-1-0		3-0-0		1-0-0									
11-1-1	4-0-0	1-0-1		HOME		2-1-0		3-0-0		1-0-0									
6-0-0	2-0-0	3-0-0		AWAY		1-0-0		0-0-0		0-0-0									
0-0-1	0-0-1	0-0-0		NEUTRAL		0-0-0		0-0-0		0-0-0									
8-1-0	0-0-0	2-0-0		NON-CONFERENCE		2-1-0		3-0-0		1-0-0									
6-1-0	0-0-0	0-0-0		HOME		2-1-0		3-0-0		1-0-0									
2-0-0	0-0-0	2-0-		AWAY		0-0-0		0-0-0		0-0-0									
0-0-0	0-0-0	0-0-0		NEUTRAL		0-0-0		0-0-0		0-0-0									
9-0-2	6-0-1	2-0-1		CONFERENCE		1-0-0		0-0-0		0-0-0									
5-0-1	4-0-0	1-0-1		HOME		0-0-0		0-0-0		0-0-0									
4-0-0	2-0-0	1-0-0		AWAY		1-0-0		0-0-0		0-0-0									
0-0-1	0-0-1	0-0-0		NEUTRAL		0-0-0		0-0-0		0-0-0									
RPI	S	Opponent	Score		RPI	S	Opponent	Score		RPI	S	Opponent	Score						
2	A	North Carolina	2	1	30	H	Pittsburgh	2	0	56	A	Boston College	4	0	109	H	Providence	4	1
5	A	Louisville	3	1	41	A	Elon	2	0	63	H	Georgia St.	1	2	121	H	Appalachian St.	3	0
6	H	Clemson	2	1	42	H	Syracuse	0	0	73	H	High Point	1	0	141	H	Rutgers	5	1
6	H	Clemson	3	2	45	A	NC State	3	0	84	H	South Carolina	2	1	201	H	Longwood	8	0
9	N	Virginia	0	0	47	A	Saint Louis	4	1										
22	H	Virginia Tech	3	0															
22	H	Virginia Tech	3	0															
LAST 10 GAMES																			
		9 N Virginia	0	0	41	A	Elon	2	0										
		6 H Clemson	2	1	22	H	Virginia Tech	3	0										
		22 H Virginia Tech	3	0	201	H	Longwood	8	0										
		42 H Syracuse	0	0	2	A	North Carolina	2	1										
		56 A Boston College	4	0	6	H	Clemson	3	2										

Non-Div. I Games:

Wake Forest

Average RPI Win:		61	WON-LOST RECORD		WINNING PCT. RANK		LAST 10 GAMES		STRENGTH OF SCHEDULE		OPP. STRENGTH OF SCHEDULE		TEAM RPI		ADJ RPI		CONF. RPI		ADJ CONF. RPI															
DIV. I ONLY			14-3-1		.80556		9		7-2-1		5		10		1		.65864		2		1		1											
DIV. I NON-CONF.			8-1-0		.88889		4		3-0-0		65		70		14		.58912		15		1		1											
TOTALS		RPI 1-25				RPI 26-50				W-L RECORDS				RPI 51-100				RPI 101-150				RPI 150+												
14-3-1		4-2-1				4-1-0				OVERALL				3-0-0				2-0-0				1-0-0												
9-2-0		2-2-0				3-0-0				HOME				2-0-0				2-0-0				0-0-0												
4-1-1		2-0-1				1-1-0				AWAY				1-0-0				0-0-0				0-0-0												
1-0-0		0-0-0				0-0-0				NEUTRAL				0-0-0				0-0-0				1-0-0												
8-1-0		0-0-0				2-1-0				NON-CONFERENCE				3-0-0				2-0-0				1-0-0												
6-0-0		0-0-0				2-0-0				HOME				2-0-0				2-0-0				0-0-0												
1-1-0		0-0-0				0-0-				AWAY				1-0-0				0-0-0				0-0-0												
1-0-0		0-0-0				0-0-0				NEUTRAL				0-0-0				0-0-0				1-0-0												
6-2-1		4-2-1				2-0-0				CONFERENCE				0-0-0				0-0-0				0-0-0												
3-2-0		2-2-0				1-0-0				HOME				0-0-0				0-0-0				0-0-0												
3-0-1		2-0-1				1-0-0				AWAY				0-0-0				0-0-0				0-0-0												
0-0-0		0-0-0				0-0-0				NEUTRAL				0-0-0				0-0-0				0-0-0												
RPI	S	Opponent				Score				RPI	S	Opponent				Score				RPI	S	Opponent				Score								
1	H	Wake Forest				1 2				28	H	Old Dominion				2 1				65	H	George Washington				4 1								
3	H	Duke				2 1				30	A	Pittsburgh				2 1				79	H	James Madison				6 0								
5	A	Louisville				0 0				34	H	William & Mary				3 2				91	A	UNCG				2 1								
9	A	Virginia				2 1				36	A	UNCW				0 1						109				H	Providence				4 2			
10	H	Notre Dame				1 2				45	H	NC State				1 0						141				H	Rutgers				6 1			
10	H	Notre Dame				3 0																191				N	Winthrop				4 0			
22	A	Virginia Tech				4 0																												
LAST 10 GAMES																																		
10	H	Notre Dame				1 2				1	H	Wake Forest				1 2																		
10	H	Notre Dame				3 0				79	H	James Madison				6 0																		
22	A	Virginia Tech				4 0				45	H	NC State				1 0																		
28	H	Old Dominion				2 1				191	N	Winthrop				4 0																		
5	A	Louisville				0 0				9	A	Virginia				2 1																		

Non-Div. I Games:

North Carolina

Duke				Through Games Of Nov. 12, 2017											
Average RPI Win:	51	WON-LOST RECORD	WINNING PCT. RANK	LAST 10 GAMES	STRENGTH OF SCHEDULE	OPP. STRENGTH OF SCHEDULE	TEAM RPI	ADJ RPI	CONF. RPI	ADJ CONF. RPI					
DIV. I ONLY	12-4-2	.72222	22	6-3-1	1	3	3	.64304	3	1	1				
DIV. I NON-CONF.	8-0-1	.94444	2	4-0-0	10	45	6	.61478	6	1	1				
TOTALS		RPI 1-25	RPI 26-50		W-L RECORDS		RPI 51-100		RPI 101-150		RPI 150+				
12-4-2	4-4-1	4-0-0		OVERALL		2-0-0		1-0-1		1-0-0					
9-3-1	3-3-0	2-0-0		HOME		2-0-0		1-0-1		1-0-0					
3-1-1	1-1-1	2-0-0		AWAY		0-0-0		0-0-0		0-0-0					
0-0-0	0-0-0	0-0-0		NEUTRAL		0-0-0		0-0-0		0-0-0					
8-0-1	2-0-0	2-0-0		NON-CONFERENCE		2-0-0		1-0-1		1-0-0					
7-0-1	1-0-0	2-0-0		HOME		2-0-0		1-0-1		1-0-0					
1-0-0	1-0-0	0-0-		AWAY		0-0-0		0-0-0		0-0-0					
0-0-0	0-0-0	0-0-0		NEUTRAL		0-0-0		0-0-0		0-0-0					
4-4-1	2-4-1	2-0-0		CONFERENCE		0-0-0		0-0-0		0-0-0					
2-3-0	2-3-0	0-0-0		HOME		0-0-0		0-0-0		0-0-0					
2-1-1	0-1-1	2-0-0		AWAY		0-0-0		0-0-0		0-0-0					
0-0-0	0-0-0	0-0-0		NEUTRAL		0-0-0		0-0-0		0-0-0					
RPI	S	Opponent	Score	RPI	S	Opponent	Score	RPI	S	Opponent	Score	RPI	S	Opponent	Score
2	A	North Carolina	1 2	26	H	Fordham	3 0	53	H	UCF	2 0	120	H	Presbyterian	1 1
5	H	Louisville	0 1	30	A	Pittsburgh	2 0	73	H	High Point	3 2	121	H	Appalachian St.	1 0
6	H	Clemson	0 1	41	H	Elon	1 0					154	H	Delaware	2 1
6	H	Clemson	1 4	42	A	Syracuse	2 1								
9	H	Virginia	1 0												
10	A	Notre Dame	0 0												
19	A	Georgetown	2 1												
22	H	Virginia Tech	3 1												
24	H	Wisconsin	4 3												
LAST 10 GAMES															
		6 H Clemson	0 1			19 A Georgetown	2 1								
		9 H Virginia	1 0			30 A Pittsburgh	2 0								
		154 H Delaware	2 1			41 H Elon	1 0								
		10 A Notre Dame	0 0			5 H Louisville	0 1								
		6 H Clemson	1 4			121 H Appalachian St.	1 0								

Non-Div. I Games:

Duke

Average RPI Win:	73	WON-LOST	WINNING	LAST 10	STRENGTH OF	OPP. STRENGTH	TEAM	ADJ	CONF.	ADJ CONF.		
Average RPI Loss:	0	RECORD	PCT. RANK	GAMES	SCHEDULE	OF SCHEDULE	RPI	RPI	RPI	RPI		
DIV. I ONLY		15-0-5	.875	2	7-0-3	42	6	4	.63572	4	2	2
DIV. I NON-CONF.		8-0-1	.94444	2	2-0-1	44	1	3	.62471	3	2	2
<hr/>												
TOTALS	RPI 1-25	RPI 26-50		W-L RECORDS		RPI 51-100		RPI 101-150		RPI 150+		
15-0-5	2-0-5	5-0-0		OVERALL		3-0-0		5-0-0		0-0-0		
10-0-1	2-0-1	4-0-0		HOME		1-0-0		3-0-0		0-0-0		
2-0-3	0-0-3	0-0-0		AWAY		0-0-0		2-0-0		0-0-0		
3-0-1	0-0-1	1-0-0		NEUTRAL		2-0-0		0-0-0		0-0-0		
8-0-1	1-0-1	3-0-0		NON-CONFERENCE		3-0-0		1-0-0		0-0-0		
6-0-0	1-0-0	3-0-0		HOME		1-0-0		1-0-0		0-0-0		
0-0-1	0-0-1	0-0-		AWAY		0-0-0		0-0-0		0-0-0		
2-0-0	0-0-0	0-0-0		NEUTRAL		2-0-0		0-0-0		0-0-0		
7-0-4	1-0-4	2-0-0		CONFERENCE		0-0-0		4-0-0		0-0-0		
4-0-1	1-0-1	1-0-0		HOME		0-0-0		2-0-0		0-0-0		
2-0-2	0-0-2	0-0-0		AWAY		0-0-0		2-0-0		0-0-0		
1-0-1	0-0-1	1-0-0		NEUTRAL		0-0-0		0-0-0		0-0-0		
RPI S	Opponent	Score		RPI S	Opponent	Score		RPI S	Opponent	Score		
10 H	Notre Dame	1	0	43 H	San Francisco	5	1	58 N	San Diego	1	0	
12 A	Michigan St.	1	1	44 H	South Fla.	3	0	75 H	Evansville	4	0	
14 A	Butler	0	0	46 H	Ohio St.	2	0	93 N	Cal Poly	2	0	
15 H	Michigan	1	1	46 N	Ohio St.	4	0					
24 H	Wisconsin	2	1	49 H	Kentucky	2	0					
24 N	Wisconsin	0	0									
25 A	Maryland	0	0									
				LAST 10 GAMES								
	24 N Wisconsin	0	0		14 A Butler	0	0					
	46 N Ohio St.	4	0		46 H Ohio St.	2	0					
	101 H Penn St.	1	0		49 H Kentucky	2	0					
	12 A Michigan St.	1	1		101 A Penn St.	1	0					
	24 H Wisconsin	2	1		75 H Evansville	4	0					

Non-Div. I Games:

Indiana

Average RPI Win: 67		WON-LOST	WINNING	LAST 10	STRENGTH OF		OPP. STRENGTH	TEAM	ADJ	CONF.	ADJ CONF.
Average RPI Loss: 23		RECORD	PCT. RANK	GAMES	SCHEDULE		OF SCHEDULE	RPI	RPI	RPI	RPI
DIV. I ONLY		11-2-4	.76471	14	6-1-3		15	4	8	.63289	5
DIV. I NON-CONF.		6-0-2	.875	7	2-0-1		128	24	35	.55633	34
TOTALS		RPI 1-25	RPI 26-50		W-L RECORDS		RPI 51-100		RPI 101-150		RPI 150+
11-2-4		4-1-2	2-1-2		OVERALL		2-0-0		1-0-0		2-0-0
5-2-4		1-1-2	0-1-2		HOME		1-0-0		1-0-0		2-0-0
6-0-0		3-0-0	2-0-0		AWAY		1-0-0		0-0-0		0-0-0
0-0-0		0-0-0	0-0-0		NEUTRAL		0-0-0		0-0-0		0-0-0
6-0-2		1-0-0	1-0-2		NON-CONFERENCE		1-0-0		1-0-0		2-0-0
4-0-2		1-0-0	0-0-2		HOME		0-0-0		1-0-0		2-0-0
2-0-0		0-0-0	1-0-		AWAY		1-0-0		0-0-0		0-0-0
0-0-0		0-0-0	0-0-0		NEUTRAL		0-0-0		0-0-0		0-0-0
5-2-2		3-1-2	1-1-0		CONFERENCE		1-0-0		0-0-0		0-0-0
1-2-2		0-1-2	0-1-0		HOME		1-0-0		0-0-0		0-0-0
4-0-0		3-0-0	1-0-0		AWAY		0-0-0		0-0-0		0-0-0
0-0-0		0-0-0	0-0-0		NEUTRAL		0-0-0		0-0-0		0-0-0
RPI S	Opponent	Score		RPI S	Opponent	Score		RPI S	Opponent	Score	
1 H	Wake Forest	1	3	32 A	Charlotte	1	0	56 H	Boston College	4	0
2 H	North Carolina	0	0	42 A	Syracuse	2	1	63 A	Georgia St.	1	0
3 A	Duke	1	0	44 H	South Fla.	1	1				
6 A	Clemson	2	1	45 H	NC State	2	3				
9 H	Virginia	0	0	49 H	Kentucky	2	2				
14 H	Butler	1	0								
22 A	Virginia Tech	1	0								
				LAST 10 GAMES							
				9 H	Virginia	0	0	177 H	Fla. Atlantic	5	0
				6 A	Clemson	2	1	22 A	Virginia Tech	1	0
				45 H	NC State	2	3	3 A	Duke	1	0
				32 A	Charlotte	1	0	44 H	South Fla.	1	1
				2 H	North Carolina	0	0	56 H	Boston College	4	0

Non-Div. I Games:

Louisville

Average RPI Win: 62		WON-LOST	WINNING	LAST 10	STRENGTH OF		OPP. STRENGTH	TEAM	ADJ	CONF.	ADJ CONF.
Average RPI Loss: 12		RECORD	PCT. RANK	GAMES	SCHEDULE		OF SCHEDULE	RPI	RPI	RPI	RPI
DIV. I ONLY		12-5-1	.69444	26	4-4-1		3	9	5	.63124	6
DIV. I NON-CONF.		7-0-0	1	1	1-0-0		33	99	22	.57684	23
TOTALS		RPI 1-25	RPI 26-50		W-L RECORDS		RPI 51-100		RPI 101-150		RPI 150+
12-5-1		2-4-0	3-1-1		OVERALL		4-0-0		2-0-0		1-0-0
8-2-1		0-2-0	2-0-1		HOME		4-0-0		1-0-0		1-0-0
4-3-0		2-2-0	1-1-0		AWAY		0-0-0		1-0-0		0-0-0
0-0-0		0-0-0	0-0-0		NEUTRAL		0-0-0		0-0-0		0-0-0
7-0-0		0-0-0	1-0-0		NON-CONFERENCE		3-0-0		2-0-0		1-0-0
6-0-0		0-0-0	1-0-0		HOME		3-0-0		1-0-0		1-0-0
1-0-0		0-0-0	0-0-		AWAY		0-0-0		1-0-0		0-0-0
0-0-0		0-0-0	0-0-0		NEUTRAL		0-0-0		0-0-0		0-0-0
5-5-1		2-4-0	2-1-1		CONFERENCE		1-0-0		0-0-0		0-0-0
2-2-1		0-2-0	1-0-1		HOME		1-0-0		0-0-0		0-0-0
3-3-0		2-2-0	1-1-0		AWAY		0-0-0		0-0-0		0-0-0
0-0-0		0-0-0	0-0-0		NEUTRAL		0-0-0		0-0-0		0-0-0
RPI S	Opponent	Score	RPI S	Opponent	Score	RPI S	Opponent	Score	RPI S	Opponent	Score
1 A	Wake Forest	2 3	30 H	Pittsburgh	3 0	51 H	UCLA	3 0	108 H	Cal St. Fullerton	2 0
1 A	Wake Forest	1 2	32 H	Charlotte	4 1	56 H	Boston College	1 0	112 A	Ga. Southern	2 1
3 A	Duke	4 1	42 A	Syracuse	2 1	62 H	Radford	2 1	155 H	Gardner-Webb	5 0
3 A	Duke	1 0	42 H	Syracuse	2 2	84 H	South Carolina	4 1			
5 H	Louisville	1 2	45 A	NC State	0 1						
10 H	Notre Dame	1 2									
LAST 10 GAMES											
1 A	Wake Forest	1 2	3 A	Duke	4 1						
42 H	Syracuse	2 2	155 H	Gardner-Webb	5 0						
5 H	Louisville	1 2	10 H	Notre Dame	1 2						
3 A	Duke	1 0	1 A	Wake Forest	2 3						
42 A	Syracuse	2 1	32 H	Charlotte	4 1						

Non-Div. I Games:

Clemson

Average RPI Win:	79	WON-LOST RECORD	WINNING PCT. RANK	LAST 10 GAMES	STRENGTH OF SCHEDULE	OPP. STRENGTH OF SCHEDULE	TEAM RPI	ADJ RPI	CONF. RPI	ADJ CONF. RPI					
DIV. I ONLY		16-3-1	.825	5	10-0-0	32	17	7	.6283	7	4	4			
DIV. I NON-CONF.		10-2-1	.80769	13	4-0-0	50	4	5	.61629	5	7	9			
<hr/>															
TOTALS	RPI 1-25	RPI 26-50		W-L RECORDS		RPI 51-100		RPI 101-150		RPI 150+					
16-3-1	3-1-0	4-0-1		OVERALL		2-1-0		5-0-0		2-1-0					
10-0-0	2-0-0	2-0-0		HOME		1-0-0		3-0-0		2-0-0					
5-3-1	1-1-0	2-0-1		AWAY		1-1-0		1-0-0		0-1-0					
1-0-0	0-0-0	0-0-0		NEUTRAL		0-0-0		1-0-0		0-0-0					
<hr/>															
10-2-1	2-0-0	4-0-1		NON-CONFERENCE		1-1-0		3-0-0		0-1-0					
7-0-0	2-0-0	2-0-0		HOME		1-0-0		2-0-0		0-0-0					
3-2-1	0-0-0	2-1-		AWAY		0-1-0		1-0-0		0-1-0					
0-0-0	0-0-0	0-0-0		NEUTRAL		0-0-0		0-0-0		0-0-0					
<hr/>															
6-1-0	1-1-0	0-0-0		CONFERENCE		1-0-0		2-0-0		2-0-0					
3-0-0	0-0-0	0-0-0		HOME		0-0-0		1-0-0		2-0-0					
2-1-0	1-1-0	0-0-0		AWAY		1-0-0		0-0-0		0-0-0					
1-0-0	0-0-0	0-0-0		NEUTRAL		0-0-0		1-0-0		0-0-0					
<hr/>															
RPI	S	Opponent	Score	RPI	S	Opponent	Score	RPI	S	Opponent	Score				
8	A	Western Mich.	0 1	30	A	Pittsburgh	3 0	52	A	Denver	0 1	103	H	Cleveland St.	2 0
8	A	Western Mich.	3 1	37	H	Washington	2 0	55	A	West Virginia	4 0	127	H	Marshall	2 0
10	H	Notre Dame	2 0	38	H	UMass Lowell	5 0	76	H	Saint Mary's (CA)	2 1	135	H	SIUE	3 1
12	H	Michigan St.	4 1	42	A	Syracuse	1 0					135	N	SIUE	2 1
				47	A	Saint Louis	0 0					140	A	UC Santa Barbara	3 1
												151	A	Utah Valley	0 1
												157	H	Bowling Green	2 1
												166	H	Northern Ill.	4 0
<hr/>															
				LAST 10 GAMES											
				135	N	SIUE	2 1	30	A	Pittsburgh	3 0				
				166	H	Northern Ill.	4 0	157	H	Bowling Green	2 1				
				8	A	Western Mich.	3 1	10	H	Notre Dame	2 0				
				127	H	Marshall	2 0	135	H	SIUE	3 1				
				55	A	West Virginia	4 0	103	H	Cleveland St.	2 0				

Non-Div. I Games:

Akron

Average RPI Win:	92	WON-LOST RECORD	WINNING PCT. RANK	LAST 10 GAMES	STRENGTH OF SCHEDULE	OPP. STRENGTH OF SCHEDULE	TEAM RPI	ADJ RPI	CONF. RPI	ADJ CONF. RPI			
DIV. I ONLY		16-3-1	.825	5	7-3-0	20	35	6	.62453	8	4	4	
DIV. I NON-CONF.		10-2-1	.80769	13	1-2-0	46	33	7	.61339	7	7	9	
<hr/>													
TOTALS	RPI 1-25	RPI 26-50		W-L RECORDS		RPI 51-100		RPI 101-150		RPI 150+			
16-3-1	3-2-0	0-1-0		OVERALL		7-0-0		4-0-0		2-0-1			
10-2-0	2-2-0	0-0-0		HOME		4-0-0		3-0-0		1-0-0			
6-1-1	1-0-0	0-1-0		AWAY		3-0-0		1-0-0		1-0-1			
0-0-0	0-0-0	0-0-0		NEUTRAL		0-0-0		0-0-0		0-0-0			
10-2-1	2-1-0	0-1-0		NON-CONFERENCE		5-0-0		3-0-0		0-0-1			
6-1-0	1-1-0	0-0-0		HOME		3-0-0		2-0-0		0-0-0			
4-1-1	1-0-0	0-0-		AWAY		2-0-0		1-0-0		0-0-1			
0-0-0	0-0-0	0-0-0		NEUTRAL		0-0-0		0-0-0		0-0-0			
6-1-0	1-1-0	0-0-0		CONFERENCE		2-0-0		1-0-0		2-0-0			
4-1-0	1-1-0	0-0-0		HOME		1-0-0		1-0-0		1-0-0			
2-0-0	0-0-0	0-0-0		AWAY		1-0-0		0-0-0		1-0-0			
0-0-0	0-0-0	0-0-0		NEUTRAL		0-0-0		0-0-0		0-0-0			
RPI S	Opponent	Score	RPI S	Opponent	Score	RPI S	Opponent	Score	RPI S	Opponent	Score		
7 H	Akron	1 0	40 A	Portland	1 4	55 A	West Virginia	1 0	129 A	Drake	2 1		
7 H	Akron	1 3				55 H	West Virginia	1 0	135 H	SIUE	1 0		
12 H	Michigan St.	0 1				83 A	UMBC	2 0	144 H	LIU Brooklyn	3 2		
14 A	Butler	3 2				86 A	Oakland	2 1	145 H	Stetson	5 0		
15 H	Michigan	1 0				89 H	Green Bay	3 0	157 H	Bowling Green	1 0		
						94 H	Dayton	1 0	166 A	Northern Ill.	5 0		
						100 H	Cincinnati	2 0	184 A	Eastern Ill.	0 0		
<hr/>													
LAST 10 GAMES													
7 H Akron						1 3	89 H Green Bay						3 0
55 H West Virginia						1 0	166 A Northern Ill.						5 0
157 H Bowling Green						1 0	7 H Akron						1 0
135 H SIUE						1 0	12 H Michigan St.						0 1
55 A West Virginia						1 0	40 A Portland						1 4

Average RPI Win: 67		WON-LOST	WINNING	LAST 10	STRENGTH OF		OPP. STRENGTH	TEAM	ADJ	CONF.	ADJ CONF.
Average RPI Loss: 22		RECORD	PCT. RANK	GAMES	SCHEDULE		OF SCHEDULE	RPI	RPI	RPI	RPI
DIV. I ONLY		12-3-5	.725	21	5-2-3		8	5	11	.62429	9
DIV. I NON-CONF.		7-1-0	.875	7	1-1-0		55	90	28	.56569	28
TOTALS		RPI 1-25	RPI 26-50		W-L RECORDS		RPI 51-100		RPI 101-150		RPI 150+
12-3-5		2-2-3	3-0-2		OVERALL		4-1-0		3-0-0		0-0-0
11-2-1		1-1-0	3-0-1		HOME		4-1-0		3-0-0		0-0-0
1-1-3		1-1-2	0-0-1		AWAY		0-0-0		0-0-0		0-0-0
0-0-1		0-0-1	0-0-0		NEUTRAL		0-0-0		0-0-0		0-0-0
7-1-0		0-0-0	2-0-0		NON-CONFERENCE		2-1-0		3-0-0		0-0-0
7-1-0		0-0-0	2-0-0		HOME		2-1-0		3-0-0		0-0-0
0-0-0		0-0-0	0-0-		AWAY		0-0-0		0-0-0		0-0-0
0-0-0		0-0-0	0-0-0		NEUTRAL		0-0-0		0-0-0		0-0-0
5-2-5		2-2-3	1-0-2		CONFERENCE		2-0-0		0-0-0		0-0-0
4-1-1		1-1-0	1-0-1		HOME		2-0-0		0-0-0		0-0-0
1-1-3		1-1-2	0-0-1		AWAY		0-0-0		0-0-0		0-0-0
0-0-1		0-0-1	0-0-0		NEUTRAL		0-0-0		0-0-0		0-0-0
RPI S	Opponent	Score	RPI S	Opponent	Score	RPI S	Opponent	Score	RPI S	Opponent	Score
1 N	Wake Forest	0 0	30 H	Pittsburgh	2 1	56 H	Boston College	1 0	106 H	Lehigh	4 2
2 H	North Carolina	1 2	36 H	UNCW	2 1	56 H	Boston College	4 0	128 H	Villanova	3 2
3 A	Duke	0 1	40 H	Portland	2 1	62 H	Radford	0 1	142 H	Marquette	2 0
5 A	Louisville	0 0	42 H	Syracuse	2 2	80 H	Hofstra	4 0			
10 A	Notre Dame	1 1	45 A	NC State	0 0	99 H	Davidson	2 1			
10 H	Notre Dame	2 1									
22 A	Virginia Tech	2 1									
LAST 10 GAMES											
5 A	Louisville	0 0	30 H	Pittsburgh	2 1	62 H	Radford	0 1			
1 N	Wake Forest	0 0	45 A	NC State	0 0	106 H	Lehigh	4 2			
10 H	Notre Dame	2 1	56 H	Boston College	4 0	56 H	Boston College	1 0			
56 H	Boston College	4 0									
3 A	Duke	0 1									

Non-Div. I Games:

Virginia

Average RPI Win: 61		WON-LOST	WINNING	LAST 10	STRENGTH OF	OPP. STRENGTH	TEAM	ADJ	CONF.	ADJ CONF.							
Average RPI Loss: 12		RECORD	PCT. RANK	GAMES	SCHEDULE	OF SCHEDULE	RPI	RPI	RPI	RPI							
DIV. I ONLY		11-6-2	.63158	45	5-4-1	2	1	10	.62013	10	1	1					
DIV. I NON-CONF.		6-2-0	.75	19	2-1-0	13	42	16	.58552	18	1	1					
<hr/>																	
TOTALS		RPI 1-25		RPI 26-50		W-L RECORDS		RPI 51-100		RPI 101-150		RPI 150+					
11-6-2		3-5-2		2-1-0		OVERALL		4-0-0		1-0-0		1-0-0					
7-1-2		1-0-2		2-1-0		HOME		2-0-0		1-0-0		1-0-0					
4-5-0		2-5-0		0-0-0		AWAY		2-0-0		0-0-0		0-0-0					
0-0-0		0-0-0		0-0-0		NEUTRAL		0-0-0		0-0-0		0-0-0					
6-2-0		1-2-0		0-0-0		NON-CONFERENCE		3-0-0		1-0-0		1-0-0					
5-0-0		1-0-0		0-0-0		HOME		2-0-0		1-0-0		1-0-0					
1-2-0		0-2-0		0-0-		AWAY		1-0-0		0-0-0		0-0-0					
0-0-0		0-0-0		0-0-0		NEUTRAL		0-0-0		0-0-0		0-0-0					
5-4-2		2-3-2		2-1-0		CONFERENCE		1-0-0		0-0-0		0-0-0					
2-1-2		0-0-2		2-1-0		HOME		0-0-0		0-0-0		0-0-0					
3-3-0		2-3-0		0-0-0		AWAY		1-0-0		0-0-0		0-0-0					
0-0-0		0-0-0		0-0-0		NEUTRAL		0-0-0		0-0-0		0-0-0					
RPI	S	Opponent		Score		RPI	S	Opponent		Score		RPI	S	Opponent		Score	
2	A	North Carolina		2 1		30	H	Pittsburgh		0 1		56	A	Boston College		3 1	
2	A	North Carolina		0 3		30	H	Pittsburgh		5 0		58	H	San Diego		2 0	
3	H	Duke		0 0		45	H	NC State		3 0		90	A	UConn		1 0	
4	A	Indiana		0 1								93	H	Cal Poly		2 1	
6	A	Clemson		2 1													
7	A	Akron		0 2													
9	A	Virginia		1 2													
9	H	Virginia		1 1													
15	H	Michigan		3 1													
22	A	Virginia Tech		1 2													
<hr/>																	
LAST 10 GAMES																	
						9	A	Virginia		1 2		7	A	Akron		0 2	
						2	A	North Carolina		2 1		30	H	Pittsburgh		0 1	
						30	H	Pittsburgh		5 0		15	H	Michigan		3 1	
						2	A	North Carolina		0 3		6	A	Clemson		2 1	
						3	H	Duke		0 0		118	H	Northwestern		2 1	

Non-Div. I Games:

Notre Dame

Average RPI Win: 80		WON-LOST RECORD		WINNING PCT. RANK		LAST 10 GAMES		STRENGTH OF SCHEDULE		OPP. STRENGTH OF SCHEDULE		TEAM RPI		ADJ RPI		CONF. RPI		ADJ CONF. RPI	
DIV. I ONLY		15-2-1		.86111 3		9-0-1		62		20		9		.61757 11		3		3	
DIV. I NON-CONF.		6-2-0		.75 19		0-0-0		97		9		13		.59779 13		5		4	
TOTALS		RPI 1-25		RPI 26-50		W-L RECORDS		RPI 51-100		RPI 101-150		RPI 150+							
15-2-1		1-0-0		4-1-1		OVERALL		6-1-0		2-0-0		2-0-0							
9-1-1		1-0-0		2-0-1		HOME		3-1-0		1-0-0		2-0-0							
6-1-0		0-0-0		2-1-0		AWAY		3-0-0		1-0-0		0-0-0							
0-0-0		0-0-0		0-0-0		NEUTRAL		0-0-0		0-0-0		0-0-0							
6-2-0		1-0-0		1-1-0		NON-CONFERENCE		2-1-0		0-0-0		2-0-0							
5-1-0		1-0-0		1-0-0		HOME		1-1-0		0-0-0		2-0-0							
1-1-0		0-0-0		0-0-		AWAY		1-0-0		0-0-0		0-0-0							
0-0-0		0-0-0		0-0-0		NEUTRAL		0-0-0		0-0-0		0-0-0							
9-0-1		0-0-0		3-0-1		CONFERENCE		4-0-0		2-0-0		0-0-0							
4-0-1		0-0-0		1-0-1		HOME		2-0-0		1-0-0		0-0-0							
5-0-0		0-0-0		2-0-0		AWAY		2-0-0		1-0-0		0-0-0							
0-0-0		0-0-0		0-0-0		NEUTRAL		0-0-0		0-0-0		0-0-0							
RPI	S	Opponent		Score		RPI	S	Opponent		Score		RPI	S	Opponent		Score			
17	H	SMU		3	1	33	A	California		3	0	51	A	UCLA		1	0		
						33	H	California		1	0	51	H	UCLA		5	1		
						37	A	Washington		2	1	57	H	Creighton		3	0		
						37	H	Washington		1	1	64	H	Tulsa		0	2		
						43	H	San Francisco		1	0	70	A	San Jose St.		4	0		
						47	A	Saint Louis		0	2	95	A	Oregon St.		3	0		
												95	H	Oregon St.		1	0		
LAST 10 GAMES																			
						33	H	California		1	0	95	H	Oregon St.		1	0		
						147	H	San Diego St.		4	0	37	H	Washington		1	1		
						51	H	UCLA		5	1	33	A	California		3	0		
						95	A	Oregon St.		3	0	51	A	UCLA		1	0		
						37	A	Washington		2	1	147	A	San Diego St.		5	0		

Non-Div. I Games:

Stanford

Average RPI Win:	81	WON-LOST	WINNING	LAST 10	STRENGTH OF	OPP. STRENGTH	TEAM	ADJ	CONF.	ADJ CONF.	
Average RPI Loss:	36	RECORD	PCT. RANK	GAMES	SCHEDULE	OF SCHEDULE	RPI	RPI	RPI	RPI	
DIV. I ONLY	11-3-3	.73529	19	4-3-3	17	15	12	.6159	12	2	2
DIV. I NON-CONF.	6-2-0	.75	19	1-2-0	7	16	4	.62398	4	2	2
<hr/>											
TOTALS	RPI 1-25	RPI 26-50		W-L RECORDS		RPI 51-100		RPI 101-150		RPI 150+	
11-3-3	3-1-3	2-1-0		OVERALL		0-1-0		5-0-0		1-0-0	
5-1-2	1-0-2	1-1-0		HOME		0-0-0		2-0-0		1-0-0	
6-2-1	2-1-1	1-0-0		AWAY		0-1-0		3-0-0		0-0-0	
0-0-0	0-0-0	0-0-0		NEUTRAL		0-0-0		0-0-0		0-0-0	
6-2-0	2-1-0	1-0-0		NON-CONFERENCE		0-1-0		2-0-0		1-0-0	
3-0-0	1-0-0	0-0-0		HOME		0-0-0		1-0-0		1-0-0	
3-2-0	1-1-0	1-0-		AWAY		0-1-0		1-0-0		0-0-0	
0-0-0	0-0-0	0-0-0		NEUTRAL		0-0-0		0-0-0		0-0-0	
5-1-3	1-0-3	1-1-0		CONFERENCE		0-0-0		3-0-0		0-0-0	
2-1-2	0-0-2	1-1-0		HOME		0-0-0		1-0-0		0-0-0	
3-0-1	1-0-1	0-0-0		AWAY		0-0-0		2-0-0		0-0-0	
0-0-0	0-0-0	0-0-0		NEUTRAL		0-0-0		0-0-0		0-0-0	
<hr/>											
RPI S	Opponent	Score		RPI S	Opponent	Score		RPI S	Opponent	Score	
4 H	Indiana	1	1	46 H	Ohio St.	5	1	55 A	West Virginia	0	1
7 A	Akron	1	4	46 H	Ohio St.	1	2	101 H	Penn St.	1	0
8 A	Western Mich.	1	0	47 A	Saint Louis	2	0	103 H	Cleveland St.	1	0
15 A	Michigan	1	0					118 A	Northwestern	2	0
16 H	Dartmouth	1	0					135 A	SIUE	1	0
24 A	Wisconsin	1	1					141 A	Rutgers	2	1
25 H	Maryland	0	0					157 H	Bowling Green	1	0
<hr/>											
LAST 10 GAMES											
46 H Ohio St.				1	2	24 A Wisconsin		1	1		
4 H Indiana				1	1	8 A Western Mich.		1	0		
118 A Northwestern				2	0	46 H Ohio St.		5	1		
101 H Penn St.				1	0	7 A Akron		1	4		
55 A West Virginia				0	1	25 H Maryland		0	0		

Non-Div. I Games:

Michigan St.

Average RPI Win: 76		WON-LOST RECORD		WINNING PCT. RANK		LAST 10 GAMES		STRENGTH OF SCHEDULE		OPP. STRENGTH OF SCHEDULE		TEAM RPI		ADJ RPI		CONF. RPI		ADJ CONF. RPI	
DIV. I ONLY		12-6-0		.66667 34		7-3-0		21		56		21		.59887 13		10		10	
DIV. I NON-CONF.		4-3-0		.57143 71		1-0-0		22		34		17		.59847 11		12		12	
TOTALS		RPI 1-25		RPI 26-50		W-L RECORDS		RPI 51-100		RPI 101-150		RPI 150+							
12-6-0		2-1-0		5-1-0		OVERALL		1-2-0		3-2-0		1-0-0							
5-3-0		0-0-0		2-0-0		HOME		1-2-0		2-1-0		0-0-0							
6-2-0		2-0-0		2-1-0		AWAY		0-0-0		1-1-0		1-0-0							
1-1-0		0-1-0		1-0-0		NEUTRAL		0-0-0		0-0-0		0-0-0							
4-3-0		2-0-0		1-1-0		NON-CONFERENCE		0-1-0		1-1-0		0-0-0							
1-2-0		0-0-0		0-0-0		HOME		0-1-0		1-1-0		0-0-0							
3-1-0		2-0-0		1-0-		AWAY		0-0-0		0-0-0		0-0-0							
0-0-0		0-0-0		0-0-0		NEUTRAL		0-0-0		0-0-0		0-0-0							
8-3-0		0-1-0		4-0-0		CONFERENCE		1-1-0		2-1-0		1-0-0							
4-1-0		0-0-0		2-0-0		HOME		1-1-0		1-0-0		0-0-0							
3-1-0		0-0-0		1-0-0		AWAY		0-0-0		1-1-0		1-0-0							
1-1-0		0-1-0		1-0-0		NEUTRAL		0-0-0		0-0-0		0-0-0							
RPI S	Opponent	Score		RPI S	Opponent	Score		RPI S	Opponent	Score		RPI S	Opponent	Score					
18 N	Massachusetts	1	3	26 A	Fordham	1	0	65 H	George Washington	1	2	113 H	Saint Francis (PA)	3	2				
23 A	Coastal Caro.	1	0	28 A	Old Dominion	0	1	86 H	Oakland	2	3	121 H	Appalachian St.	2	3				
25 A	Maryland	3	0	36 A	UNCW	1	0	99 H	Davidson	4	1	132 A	St. Bonaventure	1	2				
				39 H	Rhode Island	2	1					132 H	St. Bonaventure	4	1				
				39 N	Rhode Island	2	0					133 A	George Mason	4	0				
				47 H	Saint Louis	4	0					198 A	Saint Joseph's	3	0				
LAST 10 GAMES																			
18 N	Massachusetts	1	3	25 A	Maryland	3	0												
39 N	Rhode Island	2	0	198 A	Saint Joseph's	3	0												
132 H	St. Bonaventure	4	1	133 A	George Mason	4	0												
132 A	St. Bonaventure	1	2	65 H	George Washington	1	2												
39 H	Rhode Island	2	1	47 H	Saint Louis	4	0												

Non-Div. I Games:

VCU

Non-Div. I Games:

Butler

Average RPI Win:	78	WON-LOST RECORD	WINNING PCT. RANK	LAST 10 GAMES	STRENGTH OF SCHEDULE	OPP. STRENGTH OF SCHEDULE	TEAM RPI	ADJ RPI	CONF. RPI	ADJ CONF. RPI		
DIV. I ONLY		12-5-2	.68421	28	7-3-0	11	18	16	.59789	15	2	2
DIV. I NON-CONF.		5-3-1	.61111	60	2-2-0	14	41	12	.59332	14	2	2
<hr/>												
TOTALS	RPI 1-25	RPI 26-50		W-L RECORDS		RPI 51-100		RPI 101-150		RPI 150+		
12-5-2	3-4-1	2-0-0		OVERALL		1-1-0		6-0-0		0-0-1		
9-2-1	2-1-0	1-0-0		HOME		1-1-0		5-0-0		0-0-1		
3-2-1	1-2-1	1-0-0		AWAY		0-0-0		1-0-0		0-0-0		
0-1-0	0-1-0	0-0-0		NEUTRAL		0-0-0		0-0-0		0-0-0		
5-3-1	1-2-0	1-0-0		NON-CONFERENCE		1-1-0		2-0-0		0-0-1		
5-1-1	1-0-0	1-0-0		HOME		1-1-0		2-0-0		0-0-1		
0-2-0	0-2-0	0-0-		AWAY		0-0-0		0-0-0		0-0-0		
0-0-0	0-0-0	0-0-0		NEUTRAL		0-0-0		0-0-0		0-0-0		
7-2-1	2-2-1	1-0-0		CONFERENCE		0-0-0		4-0-0		0-0-0		
4-1-0	1-1-0	0-0-0		HOME		0-0-0		3-0-0		0-0-0		
3-0-1	1-0-1	1-0-0		AWAY		0-0-0		1-0-0		0-0-0		
0-1-0	0-1-0	0-0-0		NEUTRAL		0-0-0		0-0-0		0-0-0		
RPI S	Opponent	Score		RPI S	Opponent	Score		RPI S	Opponent	Score		
4 A	Indiana	1	1	34 H	William & Mary	1	0	86 H	Oakland	1	2	
8 A	Western Mich.	0	1	46 A	Ohio St.	2	0	98 H	Omaha	2	1	
10 A	Notre Dame	1	3									
12 H	Michigan St.	0	1									
16 H	Dartmouth	1	0									
24 H	Wisconsin	2	1									
24 N	Wisconsin	0	4									
25 A	Maryland	2	1									
									</			

Non-Div. I Games:

Michigan

Average RPI Win:	104	WON-LOST RECORD	WINNING PCT. RANK	LAST 10 GAMES	STRENGTH OF SCHEDULE	OPP. STRENGTH OF SCHEDULE	TEAM RPI	ADJ RPI	CONF. RPI	ADJ CONF. RPI				
DIV. I ONLY		12-3-1	.78125	12	8-1-1	25	62	13	.59772	16	12	12		
DIV. I NON-CONF.		6-3-0	.66667	42	2-1-0	5	10	2	.63289	2	13	13		
<hr/>														
TOTALS	RPI 1-25	RPI 26-50		W-L RECORDS		RPI 51-100		RPI 101-150		RPI 150+				
12-3-1	1-3-0	2-0-0		OVERALL		3-0-0		2-0-0		4-0-1				
7-0-0	1-0-0	2-0-0		HOME		2-0-0		1-0-0		1-0-0				
5-3-1	0-3-0	0-0-0		AWAY		1-0-0		1-0-0		3-0-1				
0-0-0	0-0-0	0-0-0		NEUTRAL		0-0-0		0-0-0		0-0-0				
6-3-0	1-3-0	1-0-0		NON-CONFERENCE		2-0-0		1-0-0		1-0-0				
4-0-0	1-0-0	1-0-0		HOME		2-0-0		0-0-0		0-0-0				
2-3-0	0-3-0	0-0-		AWAY		0-0-0		1-0-0		1-0-0				
0-0-0	0-0-0	0-0-0		NEUTRAL		0-0-0		0-0-0		0-0-0				
6-0-1	0-0-0	1-0-0		CONFERENCE		1-0-0		1-0-0		3-0-1				
3-0-0	0-0-0	1-0-0		HOME		0-0-0		1-0-0		1-0-0				
3-0-1	0-0-0	0-0-0		AWAY		1-0-0		0-0-0		2-0-1				
0-0-0	0-0-0	0-0-0		NEUTRAL		0-0-0		0-0-0		0-0-0				
RPI	S	Opponent	Score		RPI	S	Opponent	Score		RPI	S	Opponent	Score	
12	A	Michigan St.	0	1	29	H	Columbia	2	1	71	A	Brown	1	0
15	A	Michigan	0	1	38	H	UMass Lowell	1	0	74	H	Vermont	5	2
18	H	Massachusetts	1	0						80	H	Hofstra	3	0
20	A	New Hampshire	2	4										

Non-Div. I Games:

Dartmouth

SMU				Through Games Of Nov. 12, 2017											
Average RPI Win:	101	WON-LOST RECORD	WINNING PCT. RANK	LAST 10 GAMES	STRENGTH OF SCHEDULE	OPP. STRENGTH OF SCHEDULE	TEAM RPI	ADJ RPI	CONF. RPI	ADJ CONF. RPI					
Average RPI Loss:	38														
DIV. I ONLY		15-2-1	.86111	3	9-0-1	83	42	14	.59763	17	6	6			
DIV. I NON-CONF.		8-1-0	.88889	4	2-0-0	116	48	15	.58638	17	6	6			
<hr/>															
TOTALS		RPI 1-25		RPI 26-50		W-L RECORDS		RPI 51-100		RPI 101-150		RPI 150+			
15-2-1		0-1-0		0-0-1		OVERALL		10-1-0		3-0-0		2-0-0			
12-0-0		0-0-0		0-0-0		HOME		8-0-0		2-0-0		2-0-0			
3-2-1		0-1-0		0-0-1		AWAY		2-1-0		1-0-0		0-0-0			
0-0-0		0-0-0		0-0-0		NEUTRAL		0-0-0		0-0-0		0-0-0			
8-1-0		0-1-0		0-0-0		NON-CONFERENCE		4-0-0		2-0-0		2-0-0			
7-0-0		0-0-0		0-0-0		HOME		4-0-0		1-0-0		2-0-0			
1-1-0		0-1-0		0-0-		AWAY		0-0-0		1-0-0		0-0-0			
0-0-0		0-0-0		0-0-0		NEUTRAL		0-0-0		0-0-0		0-0-0			
7-1-1		0-0-0		0-0-1		CONFERENCE		6-1-0		1-0-0		0-0-0			
5-0-0		0-0-0		0-0-0		HOME		4-0-0		1-0-0		0-0-0			
2-1-1		0-0-0		0-0-1		AWAY		2-1-0		0-0-0		0-0-0			
0-0-0		0-0-0		0-0-0		NEUTRAL		0-0-0		0-0-0		0-0-0			
RPI S	Opponent	Score		RPI S	Opponent	Score		RPI S	Opponent	Score		RPI S	Opponent	Score	
11 A	Stanford	1	3	44 A	South Fla.	0	0	53 H	UCF	2	1	115 H	Cornell	3 0	
								53 H	UCF	2	1	143 A	Santa Clara	1 0	
								59 H	Loyola Maryland	4	0	149 H	Memphis	1 0	
								61 H	UC Davis	3	2	165 H	Northeastern	6 0	
								64 A	Tulsa	0	1	187 H	Oral Roberts	2 0	
								71 H	Brown	1	0				
								86 H	Oakland	2	1				
								88 A	Temple	2	1				
								88 H	Temple	4	0				
								90 H	UConn	1	0				
								100 A	Cincinnati	2	0				
				LAST 10 GAMES											
				53 H	UCF	2	1	187 H	Oral Roberts	2	0				
				88 H	Temple	4	0	149 H	Memphis	1	0				
				90 H	UConn	1	0	165 H	Northeastern	6	0				
				44 A	South Fla.	0	0	88 A	Temple	2	1				
				100 A	Cincinnati	2	0	53 H	UCF	2	1				

Non-Div. I Games:

SMU

Average RPI Win:	99	WON-LOST	WINNING	LAST 10	STRENGTH OF	OPP. STRENGTH	TEAM	ADJ	CONF.	ADJ CONF.	
Average RPI Loss:	21	RECORD	PCT. RANK	GAMES	SCHEDULE	OF SCHEDULE	RPI	RPI	RPI	RPI	
DIV. I ONLY	15-3-3	.78571	11	8-1-1	44	86	17	.59468	18	10	10
DIV. I NON-CONF.	6-2-2	.7	35	0-0-0	25	139	10	.59806	12	12	12
TOTALS	RPI 1-25	RPI 26-50	W-L RECORDS	RPI 51-100	RPI 101-150	RPI 150+					
15-3-3	1-2-0	4-1-1	OVERALL	3-0-0	4-0-0	3-0-2					
10-1-1	0-0-0	2-1-1	HOME	2-0-0	3-0-0	3-0-0					
3-2-2	0-2-0	1-0-0	AWAY	1-0-0	1-0-0	0-0-2					
2-0-0	1-0-0	1-0-0	NEUTRAL	0-0-0	0-0-0	0-0-0					
6-2-2	0-2-0	0-0-1	NON-CONFERENCE	2-0-0	3-0-0	1-0-1					
6-0-1	0-0-0	0-0-1	HOME	2-0-0	3-0-0	1-0-0					
0-2-1	0-2-0	0-0-	AWAY	0-0-0	0-0-0	0-0-1					
0-0-0	0-0-0	0-0-0	NEUTRAL	0-0-0	0-0-0	0-0-0					
9-1-1	1-0-0	4-1-0	CONFERENCE	1-0-0	1-0-0	2-0-1					
4-1-0	0-0-0	2-1-0	HOME	0-0-0	0-0-0	2-0-0					
3-0-1	0-0-0	1-0-0	AWAY	1-0-0	1-0-0	0-0-1					
2-0-0	1-0-0	1-0-0	NEUTRAL	0-0-0	0-0-0	0-0-0					
RPI S	Opponent	Score	RPI S	Opponent	Score	RPI S	Opponent	Score	RPI S	Opponent	Score
13 N	VCU	3 1	26 H	Fordham	2 3	68 H	St. Francis Brooklyn	2 1	107 H	Colgate	2 1
16 A	Dartmouth	0 1	26 N	Fordham	1 0	74 H	Vermont	2 1	133 A	George Mason	4 1
20 A	New Hampshire	0 3	29 H	Columbia	1 1	94 A	Dayton	3 2	138 H	Boston U.	1 0
			39 H	Rhode Island	2 1				148 H	Hartford	3 0
			47 A	Saint Louis	3 1				159 H	La Salle	2 0
			47 H	Saint Louis	1 0				171 A	Central Conn. St.	1 1
									195 H	Duquesne	5 0
									198 A	Saint Joseph's	2 2
									199 H	Sacred Heart	3 0
			LAST 10 GAMES								
			26 N	Fordham	1 0	94 A	Dayton	3 2			
			13 N	VCU	3 1	39 H	Rhode Island	2 1			
			47 H	Saint Louis	1 0	159 H	La Salle	2 0			
			26 H	Fordham	2 3	198 A	Saint Joseph's	2 2			
			133 A	George Mason	4 1	195 H	Duquesne	5 0			

Non-Div. I Games:

Massachusetts

Average RPI Win:	89	WON-LOST RECORD	WINNING PCT. RANK	LAST 10 GAMES	STRENGTH OF SCHEDULE	OPP. STRENGTH OF SCHEDULE	TEAM RPI	ADJ RPI	CONF. RPI	ADJ CONF. RPI	
DIV. I ONLY	14-3-2	.78947	10	7-2-1	64	26	18	.5903	19	8	8
DIV. I NON-CONF.	6-1-1	.8125	11	1-1-0	54	3	11	.60303	9	8	7
<hr/>											
TOTALS	RPI 1-25	RPI 26-50		W-L RECORDS	RPI 51-100		RPI 101-150		RPI 150+		
14-3-2	3-1-0	1-1-0		OVERALL	5-1-1		2-0-1		3-0-0		
10-1-1	2-1-0	1-0-0		HOME	5-0-0		1-0-1		1-0-0		
4-2-1	1-0-0	0-1-0		AWAY	0-1-1		1-0-0		2-0-0		
0-0-0	0-0-0	0-0-0		NEUTRAL	0-0-0		0-0-0		0-0-0		
6-1-1	2-1-0	0-0-0		NON-CONFERENCE	3-0-1		0-0-0		1-0-0		
4-1-0	1-1-0	0-0-0		HOME	3-0-0		0-0-0		0-0-0		
2-0-1	1-0-0	0-0-		AWAY	0-0-1		0-0-0		1-0-0		
0-0-0	0-0-0	0-0-0		NEUTRAL	0-0-0		0-0-0		0-0-0		
8-2-1	1-0-0	1-1-0		CONFERENCE	2-1-0		2-0-1		2-0-0		
6-0-1	1-0-0	1-0-0		HOME	2-0-0		1-0-1		1-0-0		
2-2-0	0-0-0	0-1-0		AWAY	0-1-0		1-0-0		1-0-0		
0-0-0	0-0-0	0-0-0		NEUTRAL	0-0-0		0-0-0		0-0-0		
RPI S	Opponent	Score		RPI S	Opponent	Score		RPI S	Opponent	Score	
3 H	Duke	1	2	48 A	Xavier	0	1	51 H	UCLA	1	0
14 H	Butler	3	0	48 H	Xavier	2	1	57 H	Creighton	3	1
23 H	Coastal Caro.	3	0					67 A	St. John's (NY)	0	1
25 A	Maryland	1	0					67 H	St. John's (NY)	2	1
								72 H	Stony Brook	3	2
								90 A	UConn	1	1
								93 H	Cal Poly	3	1
		</									

Non-Div. I Games:

Georgetown

Average RPI Win:		88	WON-LOST RECORD		WINNING PCT. RANK		LAST 10 GAMES		STRENGTH OF SCHEDULE		OPP. STRENGTH OF SCHEDULE		TEAM RPI		ADJ RPI		CONF. RPI		ADJ CONF. RPI					
DIV. I ONLY			12-3-4		.73684		18		6-2-2		41		32		19		.58403		20		5		5	
DIV. I NON-CONF.			7-0-3		.85		10		1-0-1		42		36		19		.58183		21		10		10	
TOTALS		RPI 1-25		RPI 26-50				W-L RECORDS				RPI 51-100				RPI 101-150				RPI 150+				
12-3-4		2-0-0		1-2-2				OVERALL				4-1-1				3-0-0				2-0-1				
9-0-3		2-0-0		0-0-2				HOME				2-0-1				3-0-0				2-0-0				
3-3-1		0-0-0		1-2-0				AWAY				2-1-0				0-0-0				0-0-1				
0-0-0		0-0-0		0-0-0				NEUTRAL				0-0-0				0-0-0				0-0-0				
7-0-3		2-0-0		0-0-2				NON-CONFERENCE				2-0-0				1-0-0				2-0-1				
5-0-2		2-0-0		0-0-2				HOME				0-0-0				1-0-0				2-0-0				
2-0-1		0-0-0		0-0-				AWAY				2-0-0				0-0-0				0-0-1				
0-0-0		0-0-0		0-0-0				NEUTRAL				0-0-0				0-0-0				0-0-0				
5-3-1		0-0-0		1-2-0				CONFERENCE				2-1-1				2-0-0				0-0-0				
4-0-1		0-0-0		0-0-0				HOME				2-0-1				2-0-0				0-0-0				
1-3-0		0-0-0		1-2-0				AWAY				0-1-0				0-0-0				0-0-0				
0-0-0		0-0-0		0-0-0				NEUTRAL				0-0-0				0-0-0				0-0-0				
RPI	S	Opponent		Score		RPI	S	Opponent		Score		RPI	S	Opponent		Score		RPI	S	Opponent		Score		
16	H	Dartmouth		4	2	29	H	Columbia		1	1	56	A	Boston College		2	0	107	H	Colgate		1	0	
18	H	Massachusetts		3	0	31	A	Albany (NY)		2	1	72	H	Stony Brook		1	0	119	H	Binghamton		2	1	
						38	A	UMass Lowell		1	2	72	H	Stony Brook		2	0	148	H	Hartford		3	0	
						38	A	UMass Lowell		0	1	74	H	Vermont		1	1	153	H	Holy Cross		2	0	
						39	H	Rhode Island		0	0	83	A	UMBC		0	1	165	H	Northeastern		1	0	
												96	A	Quinnipiac		1	0	173	A	Harvard		1	1	
LAST 10 GAMES																								
						38	A	UMass Lowell		1	2	16	H	Dartmouth		4	2							
						72	H	Stony Brook		1	0	119	H	Binghamton		2	1							
						74	H	Vermont		1	1	31	A	Albany (NY)		2	1							
						38	A	UMass Lowell		0	1	148	H	Hartford		3	0							
						72	H	Stony Brook		2	0	173	A	Harvard		1	1							

Non-Div. I Games:

New Hampshire

Average RPI Win: 93		WON-LOST	WINNING	LAST 10	STRENGTH OF	OPP. STRENGTH	TEAM	ADJ	CONF.	ADJ CONF.					
Average RPI Loss: 32		RECORD	PCT. RANK	GAMES	SCHEDULE	OF SCHEDULE	RPI	RPI	RPI	RPI					
DIV. I ONLY		11-1-4	.8125	8	7-1-2	94	27	20	.57904	21	7	7			
DIV. I NON-CONF.		5-0-2	.85714	9	3-0-0	89	67	24	.57772	22	4	5			
<hr/>															
TOTALS		RPI 1-25		RPI 26-50		W-L RECORDS		RPI 51-100		RPI 101-150		RPI 150+			
11-1-4		0-0-0		3-1-2		OVERALL		4-0-1		2-0-1		2-0-0			
5-0-2		0-0-0		1-0-1		HOME		2-0-0		1-0-1		1-0-0			
6-0-1		0-0-0		2-0-1		AWAY		2-0-0		1-0-0		1-0-0			
0-1-1		0-0-0		0-1-0		NEUTRAL		0-0-1		0-0-0		0-0-0			
5-0-2		0-0-0		2-0-0		NON-CONFERENCE		2-0-1		0-0-1		1-0-0			
2-0-1		0-0-0		0-0-0		HOME		1-0-0		0-0-1		1-0-0			
3-0-0		0-0-0		2-0-		AWAY		1-0-0		0-0-0		0-0-0			
0-0-1		0-0-0		0-0-0		NEUTRAL		0-0-1		0-0-0		0-0-0			
6-1-2		0-0-0		1-1-2		CONFERENCE		2-0-0		2-0-0		1-0-0			
3-0-1		0-0-0		1-0-1		HOME		1-0-0		1-0-0		0-0-0			
3-0-1		0-0-0		0-0-1		AWAY		1-0-0		1-0-0		1-0-0			
0-1-0		0-0-0		0-1-0		NEUTRAL		0-0-0		0-0-0		0-0-0			
RPI	S	Opponent	Score	RPI	S	Opponent	Score	RPI	S	Opponent	Score				
				28	H	Old Dominion	3 1	66	H	New Mexico	4 0	104	A	UAB	2 1
				32	H	Charlotte	2 2	79	N	James Madison	1 1	123	H	NJIT	2 2
				32	N	Charlotte	1 3	81	H	Col. of Charleston	3 2	127	H	Marshall	4 0
				44	A	South Fla.	2 1	84	A	South Carolina	5 2	172	H	North Florida	5 0
				46	A	Ohio St.	3 0	92	A	FGCU	4 3	177	A	Fla. Atlantic	4 1
				49	A	Kentucky	2 2								
<hr/>															
LAST 10 GAMES															
				32	N	Charlotte	1 3	92	A	FGCU	4 3				
				49	A	Kentucky	2 2	127	H	Marshall	4 0				
				66	H	New Mexico	4 0	177	A	Fla. Atlantic	4 1				
				44	A	South Fla.	2 1	172	H	North Florida	5 0				
				84	A	South Carolina	5 2	32	H	Charlotte	2 2				

Non-Div. I Games:

FIU

V
i
r
g
i
n
i
a
T
e
c
h

Virginia Tech

Average RPI Win:	96	WON-LOST RECORD	WINNING PCT. RANK	LAST 10 GAMES	STRENGTH OF SCHEDULE	OPP. STRENGTH OF SCHEDULE	TEAM RPI	ADJ RPI	CONF. RPI	ADJ CONF. RPI	
Average RPI Loss:	63										
DIV. I ONLY	12-6-1	.65789	36	8-1-1	28	71	24	.57838	23	13	14
DIV. I NON-CONF.	6-5-1	.54167	92	2-1-1	8	28	9	.60964	8	14	14
<hr/>											
TOTALS	RPI 1-25	RPI 26-50		W-L RECORDS	RPI 51-100		RPI 101-150		RPI 150+		
12-6-1	1-2-0	2-1-1		OVERALL	5-1-0		1-2-0		3-0-0		
7-2-1	0-1-0	1-1-1		HOME	3-0-0		1-0-0		2-0-0		
5-4-0	1-1-0	1-0-0		AWAY	2-1-0		0-2-0		1-0-0		
0-0-0	0-0-0	0-0-0		NEUTRAL	0-0-0		0-0-0		0-0-0		
<hr/>											
6-5-1	1-2-0	2-1-1		NON-CONFERENCE	3-1-0		0-1-0		0-0-0		
3-2-1	0-1-0	1-1-1		HOME	2-0-0		0-0-0		0-0-0		
3-3-0	1-1-0	1-0-		AWAY	1-1-0		0-1-0		0-0-0		
0-0-0	0-0-0	0-0-0		NEUTRAL	0-0-0		0-0-0		0-0-0		
<hr/>											
6-1-0	0-0-0	0-0-0		CONFERENCE	2-0-0		1-1-0		3-0-0		
4-0-0	0-0-0	0-0-0		HOME	1-0-0		1-0-0		2-0-0		
2-1-0	0-0-0	0-0-0		AWAY	1-0-0		0-1-0		1-0-0		
0-0-0	0-0-0	0-0-0		NEUTRAL	0-0-0		0-0-0		0-0-0		
<hr/>											
RPI S	Opponent	Score		RPI S	Opponent	Score		RPI S	Opponent	Score	
13 H	VCU	0	1	28 A	Old Dominion	5	2	62 A	Radford	1	2
19 A	Georgetown	0	3	32 H	Charlotte	3	2	63 A	Georgia St.	3	1
25 A	Maryland	1	0	34 H	William & Mary	1	1	63 H	Georgia St.	2	0
				36 H	UNCW	1	3	81 H	Col. of Charleston	2	1
								84 A	South Carolina	2	0
								91 H	UNCG	2	0
<hr/>											
LAST 10 GAMES											
				63 H	Georgia St.	2	0	34 H	William & Mary	1	1
				196 H	Howard	2	1	25 A	Maryland	1	0
				63 A	Georgia St.	3	1	28 A	Old Dominion	5	2
				196 A	Howard	2	1	174 H	Hartwick	1	0
				121 H	Appalachian St.	4	0	36 H	UNCW	1	3

Non-Div. I Games:

Coastal Caro.

Average RPI Win:	96	WON-LOST RECORD	WINNING PCT. RANK	LAST 10 GAMES	STRENGTH OF SCHEDULE	OPP. STRENGTH OF SCHEDULE	TEAM RPI	ADJ RPI	CONF. RPI	ADJ CONF. RPI		
DIV. I ONLY		10-4-5	.65789	36	4-2-3	24	16	27	.57784	24	2	2
DIV. I NON-CONF.		4-1-3	.6875	38	1-0-1	134	74	66	.51361	72	2	2
<hr/>												
TOTALS	RPI 1-25	RPI 26-50		W-L RECORDS		RPI 51-100		RPI 101-150		RPI 150+		
10-4-5	2-4-2	1-0-0		OVERALL		0-0-1		7-0-1		0-0-1		
6-1-1	0-1-1	0-0-0		HOME		0-0-0		6-0-0		0-0-0		
3-3-3	1-3-0	1-0-0		AWAY		0-0-1		1-0-1		0-0-1		
1-0-1	1-0-1	0-0-0		NEUTRAL		0-0-0		0-0-0		0-0-0		
<hr/>												
4-1-3	0-1-0	0-0-0		NON-CONFERENCE		0-0-1		4-0-1		0-0-1		
4-0-0	0-0-0	0-0-0		HOME		0-0-0		4-0-0		0-0-0		
0-1-3	0-1-0	0-0-		AWAY		0-0-1		0-0-1		0-0-1		
0-0-0	0-0-0	0-0-0		NEUTRAL		0-0-0		0-0-0		0-0-0		
<hr/>												
6-3-2	2-3-2	1-0-0		CONFERENCE		0-0-0		3-0-0		0-0-0		
2-1-1	0-1-1	0-0-0		HOME		0-0-0		2-0-0		0-0-0		
3-2-0	1-2-0	1-0-0		AWAY		0-0-0		1-0-0		0-0-0		
1-0-1	1-0-1	0-0-0		NEUTRAL		0-0-0		0-0-0		0-0-0		
<hr/>												
RPI S	Opponent	Score		RPI S	Opponent	Score		RPI S	Opponent	Score		
3 A	Duke	3	4	46 A	Ohio St.	2	0	64 A	Tulsa	2	2	
4 A	Indiana	1	2									
4 N	Indiana	0	0									
12 H	Michigan St.	1	1									
15 A	Michigan	1	2									
15 N	Michigan	4	0									
25 A	Maryland	2	1									
25 H	Maryland	4	5									
<hr/>												
LAST 10 GAMES												
15 N	Michigan	4	0	4 A	Indiana	1	2	101 H	Penn St.	1	0	
4 N	Indiana	0	0	25 H	Maryland	4	5	105 H	Wright St.	2	1	
25 A	Maryland	2	1	12 H	Michigan St.	1	1	110 A	Milwaukee	0	0	
46 A	Ohio St.	2	0	142 H	Marquette	3	0	118 H	Northwestern	3	1	
110 A	Milwaukee	0	0	141 A	Rutgers	3	2	125 H	Loyola Chicago	2	0	
<hr/>												

Average RPI Win: 89		WON-LOST RECORD		WINNING PCT. RANK		LAST 10 GAMES		STRENGTH OF SCHEDULE		OPP. STRENGTH OF SCHEDULE		TEAM RPI		ADJ RPI		CONF. RPI		ADJ CONF. RPI	
DIV. I ONLY		10-5-3		.63889 41		4-5-1		31		13		26		.57755 25		2		2	
DIV. I NON-CONF.		5-3-1		.61111 60		1-3-1		60		5		34		.55183 37		2		2	
TOTALS		RPI 1-25		RPI 26-50		W-L RECORDS		RPI 51-100		RPI 101-150		RPI 150+							
10-5-3		1-5-2		1-0-0		OVERALL		4-0-1		4-0-0		0-0-0							
5-5-1		0-5-1		0-0-0		HOME		3-0-0		2-0-0		0-0-0							
5-0-2		1-0-1		1-0-0		AWAY		1-0-1		2-0-0		0-0-0							
0-0-0		0-0-0		0-0-0		NEUTRAL		0-0-0		0-0-0		0-0-0							
5-3-1		0-3-0		0-0-0		NON-CONFERENCE		4-0-1		1-0-0		0-0-0							
3-3-0		0-3-0		0-0-0		HOME		3-0-0		0-0-0		0-0-0							
2-0-1		0-0-0		0-0-		AWAY		1-0-1		1-0-0		0-0-0							
0-0-0		0-0-0		0-0-0		NEUTRAL		0-0-0		0-0-0		0-0-0							
5-2-2		1-2-2		1-0-0		CONFERENCE		0-0-0		3-0-0		0-0-0							
2-2-1		0-2-1		0-0-0		HOME		0-0-0		2-0-0		0-0-0							
3-0-1		1-0-1		1-0-0		AWAY		0-0-0		1-0-0		0-0-0							
0-0-0		0-0-0		0-0-0		NEUTRAL		0-0-0		0-0-0		0-0-0							
RPI	S	Opponent		Score		RPI	S	Opponent		Score		RPI	S	Opponent		Score			
4	H	Indiana		0 0		46	A	Ohio St.		1 0		51	H	UCLA		3 2			
12	A	Michigan St.		0 0								80	H	Hofstra		2 0			
13	H	VCU		0 3								83	A	UMBC		1 1			
15	H	Michigan		1 2								90	A	UConn		3 2			
19	H	Georgetown		0 1								93	H	Cal Poly		1 0			
23	H	Coastal Caro.		0 1															
24	A	Wisconsin		5 4															
24	H	Wisconsin		1 2															
LAST 10 GAMES																			
24	H	Wisconsin		1 2		24	A	Wisconsin		5 4									
15	H	Michigan		1 2		46	A	Ohio St.		1 0									
13	H	VCU		0 3		90	A	UConn		3 2									
23	H	Coastal Caro.		0 1		118	H	Northwestern		3 0									
19	H	Georgetown		0 1		83	A	UMBC		1 1									

Non-Div. I Games:

Maryland

Average RPI Win:	120	WON-LOST	WINNING	LAST 10	STRENGTH OF	OPP. STRENGTH	TEAM	ADJ	CONF.	ADJ CONF.				
Average RPI Loss:	22	RECORD	PCT. RANK	GAMES	SCHEDULE	OF SCHEDULE	RPI	RPI	RPI	RPI				
DIV. I ONLY		12-5-2	.68421	28	6-3-1	52	64	28	.57279	26	10	10		
DIV. I NON-CONF.		6-2-1	.72222	31	0-0-0	84	62	38	.55223	36	12	12		
<hr/>														
TOTALS	RPI 1-25	RPI 26-50		W-L RECORDS		RPI 51-100		RPI 101-150		RPI 150+				
12-5-2	1-3-0	1-2-1		OVERALL		3-0-0		3-0-1		4-0-0				
5-2-0	0-1-0	0-1-0		HOME		0-0-0		2-0-0		3-0-0				
7-2-1	1-1-0	1-1-0		AWAY		3-0-0		1-0-1		1-0-0				
0-1-1	0-1-0	0-0-1		NEUTRAL		0-0-0		0-0-0		0-0-0				
<hr/>														
6-2-1	0-1-0	0-1-1		NON-CONFERENCE		2-0-0		2-0-0		2-0-0				
3-0-0	0-0-0	0-0-0		HOME		0-0-0		2-0-0		1-0-0				
3-2-0	0-1-0	0-0-		AWAY		2-0-0		0-0-0		1-0-0				
0-0-1	0-0-0	0-0-1		NEUTRAL		0-0-0		0-0-0		0-0-0				
<hr/>														
6-3-1	1-2-0	1-1-0		CONFERENCE		1-0-0		1-0-1		2-0-0				
2-2-0	0-1-0	0-1-0		HOME		0-0-0		0-0-0		2-0-0				
4-0-1	1-0-0	1-0-0		AWAY		1-0-0		1-0-1		0-0-0				
0-1-0	0-1-0	0-0-0		NEUTRAL		0-0-0		0-0-0		0-0-0				
<hr/>														
RPI	S	Opponent	Score		RPI	S	Opponent	Score		RPI	S	Opponent	Score	
3	A	Duke	0	3	29	A	Columbia	0	1	67	A	St. John's (NY)	1	0
13	H	VCU	0	1	39	A	Rhode Island	2	0	94	A	Dayton	3	2
18	A	Massachusetts	3	2	41	N	Elon	0	0	96	A	Quinnipiac	1	0
18	N	Massachusetts	0	1	47	H	Saint Louis	1	2					

Non-Div. I Games:

Fordham

Average RPI Win: 122		WON-LOST	WINNING	LAST 10	STRENGTH OF		OPP. STRENGTH	TEAM	ADJ	CONF.	ADJ CONF.				
Average RPI Loss: 78		RECORD	PCT. RANK	GAMES	SCHEDULE		OF SCHEDULE	RPI	RPI	RPI	RPI				
DIV. I ONLY		14-2-3	.81579	7	7-1-2		99	123	22	.5713	27	16	16		
DIV. I NON-CONF.		6-1-1	.8125	11	0-0-0		32	124	8	.60142	10	15	15		
<hr/>															
TOTALS		RPI 1-25		RPI 26-50		W-L RECORDS		RPI 51-100		RPI 101-150		RPI 150+			
14-2-3		0-0-0		0-0-1		OVERALL		6-2-0		3-0-1		5-0-1			
11-1-0		0-0-0		0-0-0		HOME		5-1-0		3-0-0		3-0-0			
3-0-3		0-0-0		0-0-1		AWAY		1-0-0		0-0-1		2-0-1			
0-1-0		0-0-0		0-0-0		NEUTRAL		0-1-0		0-0-0		0-0-0			
<hr/>															
6-1-1		0-0-0		0-0-0		NON-CONFERENCE		4-1-0		2-0-1		0-0-0			
6-1-0		0-0-0		0-0-0		HOME		4-1-0		2-0-0		0-0-0			
0-0-1		0-0-0		0-0-		AWAY		0-0-0		0-0-1		0-0-0			
0-0-0		0-0-0		0-0-0		NEUTRAL		0-0-0		0-0-0		0-0-0			
<hr/>															
8-1-2		0-0-0		0-0-1		CONFERENCE		2-1-0		1-0-0		5-0-1			
5-0-0		0-0-0		0-0-0		HOME		1-0-0		1-0-0		3-0-0			
3-0-2		0-0-0		0-0-1		AWAY		1-0-0		0-0-0		2-0-1			
0-1-0		0-0-0		0-0-0		NEUTRAL		0-1-0		0-0-0		0-0-0			
<hr/>															
RPI	S	Opponent	Score	RPI	S	Opponent	Score	RPI	S	Opponent	Score	RPI	S	Opponent	Score
				50	A	Seattle U	2 2	61	H	UC Davis	3 0	111	H	Army West Point	1 0
								70	A	San Jose St.	4 0	126	A	Gonzaga	0 0
								70	N	San Jose St.	0 1	129	H	Drake	2 0
								76	H	Saint Mary's (CA)	1 0	146	H	Grand Canyon	3 1
								78	H	UNLV	3 0	151	A	Utah Valley	1 1
								85	H	Furman	0 1	156	A	CSU Bakersfield	2 1
								92	H	FGCU	3 2	160	H	UTRGV	1 0
								97	H	Missouri St.	1 0	170	H	Houston Baptist	2 0
												180	A	UMKC	2 1
												188	H	Incarnate Word	2 1
<hr/>															
LAST 10 GAMES															
				70	N	San Jose St.	0 1	78	H	UNLV	3 0				
				180	A	UMKC	2 1	151	A	Utah Valley	1 1				
				156	A	CSU Bakersfield	2 1	50	A	Seattle U	2 2				
				70	A	San Jose St.	4 0	170	H	Houston Baptist	2 0				
				146	H	Grand Canyon	3 1	160	H	UTRGV	1 0				

Non-Div. I Games:

Air Force

Average RPI Win:	85	WON-LOST RECORD	WINNING PCT. RANK	LAST 10 GAMES	STRENGTH OF SCHEDULE	OPP. STRENGTH OF SCHEDULE	TEAM RPI	ADJ RPI	CONF. RPI	ADJ CONF. RPI			
DIV. I ONLY	12-5-2	.68421	28	6-4-0	47	31	25	.56389	28	7	7		
DIV. I NON-CONF.	3-3-2	.5	93	0-2-0	29	54	21	.57204	24	4	5		
<hr/>													
TOTALS	RPI 1-25	RPI 26-50		W-L RECORDS	RPI 51-100		RPI 101-150		RPI 150+				
12-5-2	1-3-0	3-0-0		OVERALL	3-1-0		4-1-1		1-0-1				
10-2-2	1-1-0	2-0-0		HOME	3-0-0		4-1-1		0-0-1				
2-3-0	0-2-0	1-0-0		AWAY	0-1-0		0-0-0		1-0-0				
0-0-0	0-0-0	0-0-0		NEUTRAL	0-0-0		0-0-0		0-0-0				
<hr/>													
3-3-2	1-2-0	0-0-0		NON-CONFERENCE	1-0-0		1-1-1		0-0-1				
3-2-2	1-1-0	0-0-0		HOME	1-0-0		1-1-1		0-0-1				
0-1-0	0-1-0	0-0-		AWAY	0-0-0		0-0-0		0-0-0				
0-0-0	0-0-0	0-0-0		NEUTRAL	0-0-0		0-0-0		0-0-0				
<hr/>													
9-2-0	0-1-0	3-0-0		CONFERENCE	2-1-0		3-0-0		1-0-0				
7-0-0	0-0-0	2-0-0		HOME	2-0-0		3-0-0		0-0-0				
2-2-0	0-1-0	1-0-0		AWAY	0-1-0		0-0-0		1-0-0				
0-0-0	0-0-0	0-0-0		NEUTRAL	0-0-0		0-0-0		0-0-0				
<hr/>													
RPI S	Opponent	Score		RPI S	Opponent	Score		RPI S	Opponent	Score			
2 A	North Carolina	1	2	32 A	Charlotte	2	1	66 H	New Mexico	1	0		
13 H	VCU	1	0	32 H	Charlotte	1	0	84 A	South Carolina	2	3		
21 A	FIU	1	3	49 H	Kentucky	2	0	84 H	South Carolina	2	0		
23 H	Coastal Caro.	2	5					86 H	Oakland	3	0		
<hr/>													
				LAST 10 GAMES									
				127 H Marshall		1 0		127 H Marshall				1 0	
				32 H Charlotte		1 0		2 A North Carolina				1 2	
				84 H South Carolina		2 0		23 H Coastal Caro.				2 5	
				66 H New Mexico		1 0		21 A FIU				1 3	
				84 A South Carolina		2 3		32 A Charlotte				2 1	
<hr/>													

Non-Div. I Games:

Old Dominion

Average RPI Win:		135	WON-LOST RECORD		WINNING PCT. RANK		LAST 10 GAMES		STRENGTH OF SCHEDULE		OPP. STRENGTH OF SCHEDULE		TEAM RPI		ADJ RPI		CONF. RPI		ADJ CONF. RPI					
DIV. I ONLY			11-2-3		.78125		12		7-2-1		126		65		29		.56274		29		12		12	
DIV. I NON-CONF.			6-1-2		.77778		17		2-1-0		108		27		27		.5717		26		13		13	
TOTALS		RPI 1-25		RPI 26-50		W-L RECORDS		RPI 51-100		RPI 101-150		RPI 150+												
11-2-3		0-1-2		1-1-0		OVERALL		1-0-0		4-0-0		5-0-1												
7-1-0		0-0-0		1-1-0		HOME		1-0-0		1-0-0		4-0-0												
4-1-3		0-1-2		0-0-0		AWAY		0-0-0		3-0-0		1-0-1												
0-0-0		0-0-0		0-0-0		NEUTRAL		0-0-0		0-0-0		0-0-0												
6-1-2		0-0-2		1-1-0		NON-CONFERENCE		0-0-0		3-0-0		2-0-0												
3-1-0		0-0-0		1-1-0		HOME		0-0-0		1-0-0		1-0-0												
3-0-2		0-0-2		0-0-		AWAY		0-0-0		2-0-0		1-0-0												
0-0-0		0-0-0		0-0-0		NEUTRAL		0-0-0		0-0-0		0-0-0												
5-1-1		0-1-0		0-0-0		CONFERENCE		1-0-0		1-0-0		3-0-1												
4-0-0		0-0-0		0-0-0		HOME		1-0-0		0-0-0		3-0-0												
1-1-1		0-1-0		0-0-0		AWAY		0-0-0		1-0-0		0-0-1												
0-0-0		0-0-0		0-0-0		NEUTRAL		0-0-0		0-0-0		0-0-0												
RPI	S	Opponent		Score		RPI	S	Opponent		Score		RPI	S	Opponent		Score								
16	A	Dartmouth		1 2		26	H	Fordham		1 0		71	H	Brown		3 0								
18	A	Massachusetts		1 1		30	H	Pittsburgh		0 1				115 A Cornell		2 0								
20	A	New Hampshire		1 1										117 H Monmouth		2 1								
														119 A Binghamton		1 0								
														141 A Rutgers		2 0								
														161 A Princeton		0 0								
														164 H Yale		1 0								
														171 A Central Conn. St.		2 0								
														173 H Harvard		6 0								
														192 H Penn		3 0								
														199 H Sacred Heart		3 0								
LAST 10 GAMES						LAST 10 GAMES																		
115 A Cornell						2		0		16 A Dartmouth						1 2								
173 H Harvard						6		0		161 A Princeton						0 0								
199 H Sacred Heart						3		0		192 H Penn						3 0								
164 H Yale						1		0		30 H Pittsburgh						0 1								
141 A Rutgers						2		0		71 H Brown						3 0								

Non-Div. I Games:

Columbia

Average RPI Win: 86		WON-LOST RECORD		WINNING PCT. RANK		LAST 10 GAMES		STRENGTH OF SCHEDULE		OPP. STRENGTH OF SCHEDULE		TEAM RPI		ADJ RPI		CONF. RPI		ADJ CONF. RPI	
DIV. I ONLY		8-10-0		.44444 126		5-5-0		6		8		34		.56136 30		1		1	
DIV. I NON-CONF.		6-3-0		.66667 42		3-1-0		68		84		89		.50647 79		1		1	
TOTALS		RPI 1-25		RPI 26-50		W-L RECORDS		RPI 51-100		RPI 101-150		RPI 150+							
8-10-0		1-8-0		2-1-0		OVERALL		2-1-0		1-0-0		2-0-0							
5-4-0		0-4-0		1-0-0		HOME		1-0-0		1-0-0		2-0-0							
3-5-0		1-4-0		1-1-0		AWAY		1-0-0		0-0-0		0-0-0							
0-1-0		0-0-0		0-0-0		NEUTRAL		0-1-0		0-0-0		0-0-0							
6-3-0		0-1-0		1-1-0		NON-CONFERENCE		2-1-0		1-0-0		2-0-0							
4-1-0		0-1-0		0-0-0		HOME		1-0-0		1-0-0		2-0-0							
2-1-0		0-0-0		1-0-		AWAY		1-0-0		0-0-0		0-0-0							
0-1-0		0-0-0		0-0-0		NEUTRAL		0-1-0		0-0-0		0-0-0							
2-7-0		1-7-0		1-0-0		CONFERENCE		0-0-0		0-0-0		0-0-0							
1-3-0		0-3-0		1-0-0		HOME		0-0-0		0-0-0		0-0-0							
1-4-0		1-4-0		0-0-0		AWAY		0-0-0		0-0-0		0-0-0							
0-0-0		0-0-0		0-0-0		NEUTRAL		0-0-0		0-0-0		0-0-0							
RPI	S	Opponent		Score		RPI	S	Opponent		Score		RPI	S	Opponent		Score			
1	A	Wake Forest		0 2		29	A	Columbia		1 0		55	H	West Virginia		7 0			
2	H	North Carolina		1 2		42	H	Syracuse		2 1		59	A	Loyola Maryland		1 0			
3	H	Duke		0 2		46	A	Ohio St.		0 1		79	N	James Madison		0 1			
6	A	Clemson		0 3															
7	H	Akron		0 3															
9	A	Virginia		1 2															
10	A	Notre Dame		0 5															
10	A	Notre Dame		1 0															
22	H	Virginia Tech		0 3															
LAST 10 GAMES																			
10	A	Notre Dame		0 5		101	H	Penn St.		3 2		3	H	Duke		0 2			
22	H	Virginia Tech		0 3		29	A	Columbia		1 0		42	H	Syracuse		2 1			
7	H	Akron		0 3		55	H	West Virginia		7 0									
9	A	Virginia		1 2															
10	A	Notre Dame		1 0															

Non-Div. I Games:

Pittsburgh

Average RPI Win:	118	WON-LOST	WINNING	LAST 10	STRENGTH OF	OPP. STRENGTH	TEAM	ADJ	CONF.	ADJ CONF.	
Average RPI Loss:	92	RECORD	PCT. RANK	GAMES	SCHEDULE	OF SCHEDULE	RPI	RPI	RPI	RPI	
DIV. I ONLY	14-4-2	.75	17	6-2-2	127	70	31	.55715	31	5	5
DIV. I NON-CONF.	8-2-0	.8	15	1-0-0	188	128	76	.50995	75	10	10
<hr/>											
TOTALS	RPI 1-25	RPI 26-50		W-L RECORDS		RPI 51-100		RPI 101-150		RPI 150+	
14-4-2	0-1-0	3-0-0		OVERALL		2-1-2		5-2-0		4-0-0	
7-1-1	0-1-0	2-0-0		HOME		0-0-1		3-0-0		2-0-0	
7-3-1	0-0-0	1-0-0		AWAY		2-1-1		2-2-0		2-0-0	
0-0-0	0-0-0	0-0-0		NEUTRAL		0-0-0		0-0-0		0-0-0	
<hr/>											
8-2-0	0-0-0	1-0-0		NON-CONFERENCE		0-0-0		3-2-0		4-0-0	
5-0-0	0-0-0	1-0-0		HOME		0-0-0		2-0-0		2-0-0	
3-2-0	0-0-0	0-0-		AWAY		0-0-0		1-2-0		2-0-0	
0-0-0	0-0-0	0-0-0		NEUTRAL		0-0-0		0-0-0		0-0-0	
<hr/>											
6-2-2	0-1-0	2-0-0		CONFERENCE		2-1-2		2-0-0		0-0-0	
2-1-1	0-1-0	1-0-0		HOME		0-0-1		1-0-0		0-0-0	
4-1-1	0-0-0	1-0-0		AWAY		2-1-1		1-0-0		0-0-0	
0-0-0	0-0-0	0-0-0		NEUTRAL		0-0-0		0-0-0		0-0-0	
<hr/>											
RPI S	Opponent	Score	RPI S	Opponent	Score	RPI S	Opponent	Score	RPI S	Opponent	Score
20	H New Hampshire	1 2	38	A UMass Lowell	1 0	72	A Stony Brook	0 0	119	A Binghamton	2 0
			38	H UMass Lowell	1 0	74	A Vermont	1 0	132	A St. Bonaventure	0 1
			39	H Rhode Island	4 0	74	A Vermont	1 0	133	H George Mason	3 1
						83	A UMBC	1 3	134	A Marist	2 3
						83	H UMBC	1 1	138	H Boston U.	3 0
									144	A LIU Brooklyn	2 1
									148	H Hartford	1 0
									173	A Harvard	3 1
									174	H Hartwick	2 0
									179	A Lafayette	1 0
									183	H American	3 1
<hr/>											
			LAST 10 GAMES								
			119 A Binghamton 2 0			174 H Hartwick 2 0					
			74 A Vermont 1 0			148 H Hartford 1 0					
			38 A UMass Lowell 1 0			83 A UMBC 1 3					
			72 A Stony Brook 0 0			20 H New Hampshire 1 2					
			83 H UMBC 1 1			74 A Vermont 1 0					

Non-Div. I Games:

Albany (NY)

Average RPI Win: 109		WON-LOST RECORD		WINNING PCT. RANK		LAST 10 GAMES		STRENGTH OF SCHEDULE		OPP. STRENGTH OF SCHEDULE		TEAM RPI		ADJ RPI		CONF. RPI		ADJ CONF. RPI	
DIV. I ONLY		8-5-6		.57895 63		4-2-3		16		32		33		.5568 32		7		7	
DIV. I NON-CONF.		4-3-1		.5625 76		1-1-0		21		29		36		.55111 40		4		5	
TOTALS		RPI 1-25		RPI 26-50		W-L RECORDS		RPI 51-100		RPI 101-150		RPI 150+							
8-5-6		1-3-1		0-2-2		OVERALL		3-0-2		1-0-1		3-0-0							
5-2-3		0-1-0		0-1-2		HOME		2-0-1		1-0-0		2-0-0							
1-3-3		0-2-1		0-1-0		AWAY		0-0-1		0-0-1		1-0-0							
2-0-0		1-0-0		0-0-0		NEUTRAL		1-0-0		0-0-0		0-0-0							
4-3-1		0-3-0		0-0-1		NON-CONFERENCE		2-0-0		0-0-0		2-0-0							
4-1-1		0-1-0		0-0-1		HOME		2-0-0		0-0-0		2-0-0							
0-2-0		0-2-0		0-0-		AWAY		0-0-0		0-0-0		0-0-0							
0-0-0		0-0-0		0-0-0		NEUTRAL		0-0-0		0-0-0		0-0-0							
4-2-5		1-0-1		0-2-1		CONFERENCE		1-0-2		1-0-1		1-0-0							
1-1-2		0-0-0		0-1-1		HOME		0-0-1		1-0-0		0-0-0							
1-1-3		0-0-1		0-1-0		AWAY		0-0-1		0-0-1		1-0-0							
2-0-0		1-0-0		0-0-0		NEUTRAL		1-0-0		0-0-0		0-0-0							
RPI	S	Opponent		Score		RPI	S	Opponent		Score		RPI	S	Opponent		Score			
5	H	Louisville		0	1	28	A	Old Dominion		0	1	62	H	Radford		1	0		
6	A	Clemson		1	4	28	H	Old Dominion		1	2	63	H	Georgia St.		4	3		
21	A	FIU		2	2	41	H	Elon		1	1	66	A	New Mexico		0	0		
21	N	FIU		3	1	49	H	Kentucky		1	1	66	N	New Mexico		1	0		
23	A	Coastal Caro.		2	3							84	H	South Carolina		1	1		

Non-Div. I Games:

Charlotte

Average RPI Win:	98	WON-LOST	WINNING	LAST 10	STRENGTH OF	OPP. STRENGTH	TEAM	ADJ	CONF.	ADJ CONF.	
Average RPI Loss:	44	RECORD	PCT. RANK	GAMES	SCHEDULE	OF SCHEDULE	RPI	RPI	RPI	RPI	
DIV. I ONLY	11-6-0	.64706	40	6-4-0	93	19	35	.55629	33	3	3
DIV. I NON-CONF.	5-2-0	.71429	33	0-0-0	159	13	65	.52592	55	5	4
<hr/>											
TOTALS	RPI 1-25	RPI 26-50		W-L RECORDS		RPI 51-100		RPI 101-150		RPI 150+	
11-6-0	0-2-0	3-1-0		OVERALL		3-3-0		3-0-0		2-0-0	
7-3-0	0-1-0	1-0-0		HOME		2-2-0		2-0-0		2-0-0	
4-3-0	0-1-0	2-1-0		AWAY		1-1-0		1-0-0		0-0-0	
0-0-0	0-0-0	0-0-0		NEUTRAL		0-0-0		0-0-0		0-0-0	
<hr/>											
5-2-0	0-0-0	2-0-0		NON-CONFERENCE		0-2-0		1-0-0		2-0-0	
3-2-0	0-0-0	0-0-0		HOME		0-2-0		1-0-0		2-0-0	
2-0-0	0-0-0	2-0-		AWAY		0-0-0		0-0-0		0-0-0	
0-0-0	0-0-0	0-0-0		NEUTRAL		0-0-0		0-0-0		0-0-0	
<hr/>											
6-4-0	0-2-0	1-1-0		CONFERENCE		3-1-0		2-0-0		0-0-0	
4-1-0	0-1-0	1-0-0		HOME		2-0-0		1-0-0		0-0-0	
2-3-0	0-1-0	0-1-0		AWAY		1-1-0		1-0-0		0-0-0	
0-0-0	0-0-0	0-0-0		NEUTRAL		0-0-0		0-0-0		0-0-0	
<hr/>											
RPI S	Opponent	Score	RPI S	Opponent	Score	RPI S	Opponent	Score	RPI S	Opponent	Score
11 A	Stanford	0 1	37 A	Washington	0 3	51 A	UCLA	2 0	143 H	Santa Clara	3 2
11 H	Stanford	0 3	37 H	Washington	2 1	51 H	UCLA	3 2	147 A	San Diego St.	1 0
			40 A	Portland	2 1	55 H	West Virginia	0 1	147 H	San Diego St.	1 0
			43 A	San Francisco	3 2	57 H	Creighton	0 3	164 H	Yale	1 0
						95 A	Oregon St.	1 2	165 H	Northeastern	1 0
						95 H	Oregon St.	2 0			
<hr/>											
LAST 10 GAMES											
11 A	Stanford	0 1	37 H	Washington	2 1						
51 H	UCLA	3 2	95 H	Oregon St.	2 0						
147 H	San Diego St.	1 0	11 H	Stanford	0 3						
37 A	Washington	0 3	147 A	San Diego St.	1 0						
95 A	Oregon St.	1 2	51 A	UCLA	2 0						

Non-Div. I Games:

California

Average RPI Win:	87	WON-LOST RECORD	WINNING PCT. RANK	LAST 10 GAMES	STRENGTH OF SCHEDULE	OPP. STRENGTH OF SCHEDULE	TEAM RPI	ADJ RPI	CONF. RPI	ADJ CONF. RPI		
DIV. I ONLY		11-4-5	.675	32	6-1-3	50	52	30	.55371	34	11	11
DIV. I NON-CONF.		5-2-2	.66667	42	1-0-1	19	21	18	.58445	19	9	8
<hr/>												
TOTALS	RPI 1-25	RPI 26-50		W-L RECORDS		RPI 51-100		RPI 101-150		RPI 150+		
11-4-5	1-2-1	3-1-0		OVERALL		4-1-2		1-0-0		2-0-2		
5-1-2	1-0-0	2-1-0		HOME		1-0-1		1-0-0		0-0-1		
5-3-3	0-2-1	0-0-0		AWAY		3-1-1		0-0-0		2-0-1		
1-0-0	0-0-0	1-0-0		NEUTRAL		0-0-0		0-0-0		0-0-0		
<hr/>												
5-2-2	1-2-1	1-0-0		NON-CONFERENCE		1-0-1		1-0-0		1-0-0		
3-0-1	1-0-0	1-0-0		HOME		0-0-1		1-0-0		0-0-0		
2-2-1	0-2-1	0-0-		AWAY		1-0-0		0-0-0		1-0-0		
0-0-0	0-0-0	0-0-0		NEUTRAL		0-0-0		0-0-0		0-0-0		
<hr/>												
6-2-3	0-0-0	2-1-0		CONFERENCE		3-1-1		0-0-0		1-0-2		
2-1-1	0-0-0	1-1-0		HOME		1-0-0		0-0-0		0-0-1		
3-1-2	0-0-0	0-0-0		AWAY		2-1-1		0-0-0		1-0-1		
1-0-0	0-0-0	1-0-0		NEUTRAL		0-0-0		0-0-0		0-0-0		
<hr/>												
RPI S	Opponent	Score		RPI S	Opponent	Score		RPI S	Opponent	Score		
2 A	North Carolina	2	3	36 H	UNCW	1	2	59 H	Loyola Maryland	0	0	
15 A	Michigan	0	1	36 N	UNCW	4	2	65 A	George Washington	2	1	
22 H	Virginia Tech	4	1	41 H	Elon	1	0	79 A	James Madison	3	4	
23 A	Coastal Caro.	1	1	45 H	NC State	3	2	79 A	James Madison	1	0	
								80 A	Hofstra	4	1	
								80 H	Hofstra	2	0	
								81 A	Col. of Charleston	1	1	
<hr/>												
LAST 10 GAMES												
81 A	Col. of Charleston	1	1	80 H	Hofstra	2	0					
23 A	Coastal Caro.	1	1	41 H	Elon	1	0					
80 A	Hofstra	4	1	165 A	Northeastern	4	1					
22 H	Virginia Tech	4	1	154 H	Delaware	1	1					
79 A	James Madison	1	0	79 A	James Madison	3	4					

Non-Div. I Games:

William & Mary

Average RPI Win:	103	WON-LOST RECORD	WINNING PCT. RANK	LAST 10 GAMES	STRENGTH OF SCHEDULE	OPP. STRENGTH OF SCHEDULE	TEAM RPI	ADJ RPI	CONF. RPI	ADJ CONF. RPI		
DIV. I ONLY		12-4-1	.73529	19	6-3-1	157	39	36	.5519	35	9	9
DIV. I NON-CONF.		8-2-0	.8	15	2-1-0	122	55	33	.55981	31	3	3
<hr/>												
TOTALS	RPI 1-25	RPI 26-50		W-L RECORDS		RPI 51-100		RPI 101-150		RPI 150+		
12-4-1	1-0-0	0-2-0		OVERALL		5-1-1		4-1-0		2-0-0		
6-0-0	0-0-0	0-0-0		HOME		2-0-0		2-0-0		2-0-0		
5-4-1	0-0-0	0-2-0		AWAY		3-1-1		2-1-0		0-0-0		
1-0-0	1-0-0	0-0-0		NEUTRAL		0-0-0		0-0-0		0-0-0		
<hr/>												
8-2-0	1-0-0	0-0-0		NON-CONFERENCE		4-1-0		2-1-0		1-0-0		
3-0-0	0-0-0	0-0-0		HOME		1-0-0		1-0-0		1-0-0		
4-2-0	0-0-0	0-0-		AWAY		3-1-0		1-1-0		0-0-0		
1-0-0	1-0-0	0-0-0		NEUTRAL		0-0-0		0-0-0		0-0-0		
<hr/>												
4-2-1	0-0-0	0-2-0		CONFERENCE		1-0-1		2-0-0		1-0-0		
3-0-0	0-0-0	0-0-0		HOME		1-0-0		1-0-0		1-0-0		
1-2-1	0-0-0	0-2-0		AWAY		0-0-1		1-0-0		0-0-0		
0-0-0	0-0-0	0-0-0		NEUTRAL		0-0-0		0-0-0		0-0-0		
<hr/>												
RPI S	Opponent	Score		RPI S	Opponent	Score		RPI S	Opponent	Score		
22 N	Virginia Tech	1	0	40 A	Portland	1	3	55 A	West Virginia	2	0	
				43 A	San Francisco	0	3	58 H	San Diego	3	1	
								70 H	San Jose St.	2	1	
								76 A	Saint Mary's (CA)	0	0	
								78 A	UNLV	3	0	
								79 A	James Madison	2	1	
								95 A	Oregon St.	0	2	
										</		

Non-Div. I Games:

Pacific

Average RPI Win:		114	WON-LOST RECORD		WINNING PCT. RANK	LAST 10 GAMES	STRENGTH OF SCHEDULE		OPP. STRENGTH OF SCHEDULE	TEAM RPI	ADJ RPI	CONF. RPI	ADJ CONF. RPI
Average RPI Loss:		58											
DIV. I ONLY		12-6-1			.65789 36	5-4-1	96		46	37	.54841 37	3	3
DIV. I NON-CONF.		7-2-0			.77778 17	0-0-0	141		83	61	.5194 62	5	4
TOTALS		RPI 1-25	RPI 26-50		W-L RECORDS		RPI 51-100		RPI 101-150		RPI 150+		
12-6-1	0-2-1		2-1-0		OVERALL		3-2-0		4-1-0		3-0-0		
9-3-0	0-1-0		1-0-0		HOME		2-1-0		3-1-0		3-0-0		
3-3-1	0-1-1		1-1-0		AWAY		1-1-0		1-0-0		0-0-0		
0-0-0	0-0-0		0-0-0		NEUTRAL		0-0-0		0-0-0		0-0-0		
7-2-0	0-1-0		1-0-0		NON-CONFERENCE		1-0-0		2-1-0		3-0-0		
6-1-0	0-0-0		0-0-0		HOME		1-0-0		2-1-0		3-0-0		
1-1-0	0-1-0		1-0-		AWAY		0-0-0		0-0-0		0-0-0		
0-0-0	0-0-0		0-0-0		NEUTRAL		0-0-0		0-0-0		0-0-0		
5-4-1	0-1-1		1-1-0		CONFERENCE		2-2-0		2-0-0		0-0-0		
3-2-0	0-1-0		1-0-0		HOME		1-1-0		1-0-0		0-0-0		
2-2-1	0-0-1		0-1-0		AWAY		1-1-0		1-0-0		0-0-0		
0-0-0	0-0-0		0-0-0		NEUTRAL		0-0-0		0-0-0		0-0-0		
RPI S	Opponent	Score	RPI S	Opponent	Score	RPI S	Opponent	Score	RPI S	Opponent	Score		
7 A	Akron	0 2	33 A	California	1 2	51 A	UCLA	1 0	126 H	Gonzaga	3 0		
11 A	Stanford	1 1	33 H	California	3 0	51 H	UCLA	0 1	143 H	Santa Clara	4 3		
11 H	Stanford	1 2	50 A	Seattle U	2 0	66 H	New Mexico	2 1	147 A	San Diego St.	1 0		
						95 A	Oregon St.	3 4	147 H	San Diego St.	3 0		
						95 H	Oregon St.	2 1	150 H	Mercer	1 2		
									151 H	Utah Valley	4 0		
									168 H	Loyola Marymount	2 0		
									189 H	Drexel	4 0		
LAST 10 GAMES													
			95 A	Oregon St.	3 4	33 A	California	1 2					
			51 A	UCLA	1 0	11 A	Stanford	1 1					
			147 A	San Diego St.	1 0	51 H	UCLA	0 1					
			33 H	California	3 0	147 H	San Diego St.	3 0					
			11 H	Stanford	1 2	95 H	Oregon St.	2 1					

Non-Div. I Games:

Washington

Average RPI Win:	106	WON-LOST RECORD	WINNING PCT. RANK	LAST 10 GAMES	STRENGTH OF SCHEDULE	OPP. STRENGTH OF SCHEDULE	TEAM RPI	ADJ RPI	CONF. RPI	ADJ CONF. RPI	
DIV. I ONLY	10-7-1	.58333	61	6-4-0	26	60	32	.54565	38	5	5
DIV. I NON-CONF.	4-4-1	.5	93	0-1-0	106	69	63	.5164	68	10	10
<hr/>											
TOTALS	RPI 1-25	RPI 26-50		W-L RECORDS	RPI 51-100		RPI 101-150		RPI 150+		
10-7-1	2-2-0	0-2-0		OVERALL	2-2-1		4-0-0		2-1-0		
7-1-1	2-0-0	0-1-0		HOME	2-0-1		2-0-0		1-0-0		
3-6-0	0-2-0	0-1-0		AWAY	0-2-0		2-0-0		1-1-0		
0-0-0	0-0-0	0-0-0		NEUTRAL	0-0-0		0-0-0		0-0-0		
<hr/>											
4-4-1	0-2-0	0-0-0		NON-CONFERENCE	0-1-1		2-0-0		2-1-0		
3-0-1	0-0-0	0-0-0		HOME	0-0-1		2-0-0		1-0-0		
1-4-0	0-2-0	0-0-		AWAY	0-1-0		0-0-0		1-1-0		
0-0-0	0-0-0	0-0-0		NEUTRAL	0-0-0		0-0-0		0-0-0		
<hr/>											
6-3-0	2-0-0	0-2-0		CONFERENCE	2-1-0		2-0-0		0-0-0		
4-1-0	2-0-0	0-1-0		HOME	2-0-0		0-0-0		0-0-0		
2-2-0	0-0-0	0-1-0		AWAY	0-1-0		2-0-0		0-0-0		
0-0-0	0-0-0	0-0-0		NEUTRAL	0-0-0		0-0-0		0-0-0		
<hr/>											
RPI S	Opponent	Score		RPI S	Opponent	Score		RPI S	Opponent	Score	
7 A	Akron	0	5	31 A	Albany (NY)	0	1	71 A	Brown	0	1
16 A	Dartmouth	0	1	31 H	Albany (NY)	0	1	72 H	Stony Brook	1	0
20 H	New Hampshire	2	1					74 A	Vermont	1	2
20 H	New Hampshire	1	0					83 H	UMBC	3	2
								96 H	Quinnipiac	1	1
								</			

Non-Div. I Games:

UMass Lowell

Average RPI Win: 128		WON-LOST	WINNING	LAST 10	STRENGTH OF		OPP. STRENGTH	TEAM	ADJ		CONF.	ADJ CONF.
Average RPI Loss: 35		RECORD	PCT. RANK	GAMES	SCHEDULE		OF SCHEDULE	RPI	RPI		RPI	RPI
DIV. I ONLY		10-6-3	.60526	55	51		77	40	.54474		39	10
DIV. I NON-CONF.		5-2-2	.66667	42	96		82	58	.52683		53	12
TOTALS		RPI 1-25	RPI 26-50		W-L RECORDS		RPI 51-100		RPI 101-150		RPI 150+	
10-6-3		0-3-1	0-2-0		OVERALL		3-0-2		3-1-0		4-0-0	
6-2-0		0-0-0	0-1-0		HOME		1-0-0		3-1-0		2-0-0	
4-3-3		0-2-1	0-1-0		AWAY		2-0-2		0-0-0		2-0-0	
0-1-0		0-1-0	0-0-0		NEUTRAL		0-0-0		0-0-0		0-0-0	
5-2-2		0-0-1	0-1-0		NON-CONFERENCE		1-0-1		2-1-0		2-0-0	
3-1-0		0-0-0	0-0-0		HOME		0-0-0		2-1-0		1-0-0	
2-1-2		0-0-1	0-0-		AWAY		1-0-1		0-0-0		1-0-0	
0-0-0		0-0-0	0-0-0		NEUTRAL		0-0-0		0-0-0		0-0-0	
5-4-1		0-3-0	0-1-0		CONFERENCE		2-0-1		1-0-0		2-0-0	
3-1-0		0-0-0	0-1-0		HOME		1-0-0		1-0-0		1-0-0	
2-2-1		0-2-0	0-0-0		AWAY		1-0-1		0-0-0		1-0-0	
0-1-0		0-1-0	0-0-0		NEUTRAL		0-0-0		0-0-0		0-0-0	
RPI S	Opponent	Score	RPI S	Opponent	Score	RPI S	Opponent	Score	RPI S	Opponent	Score	
13 A	VCU	1 2	26 H	Fordham	0 2	56 A	Boston College	2 1	109 H	Providence	1 2	
13 N	VCU	0 2	31 A	Albany (NY)	0 4	65 A	George Washington	1 0	132 H	St. Bonaventure	3 2	
18 A	Massachusetts	1 2				65 H	George Washington	2 1	134 H	Marist	3 0	
20 A	New Hampshire	0 0				71 A	Brown	0 0	138 H	Boston U.	3 0	
						99 A	Davidson	2 2	153 A	Holy Cross	2 0	
									159 A	La Salle	1 0	
									186 H	Bryant	4 0	
									195 H	Duquesne	2 1	
LAST 10 GAMES												
13 N	VCU	0 2	18 A	Massachusetts	1 2							
65 A	George Washington	1 0	99 A	Davidson	2 2							
195 H	Duquesne	2 1	153 A	Holy Cross	2 0							
13 A	VCU	1 2	159 A	La Salle	1 0							
26 H	Fordham	0 2	132 H	St. Bonaventure	3 2							

Non-Div. I Games:

Rhode Island

Average RPI Win: 88		WON-LOST RECORD		WINNING PCT. RANK		LAST 10 GAMES		STRENGTH OF SCHEDULE		OPP. STRENGTH OF SCHEDULE		TEAM RPI		ADJ RPI		CONF. RPI		ADJ CONF. RPI	
DIV. I ONLY		9-7-1		.55882 69		5-4-1		33		61		38		.54052 40		9		9	
DIV. I NON-CONF.		5-5-0		.5 93		1-2-0		9		76		25		.56927 27		3		3	
TOTALS		RPI 1-25		RPI 26-50		W-L RECORDS		RPI 51-100		RPI 101-150		RPI 150+							
9-7-1		1-1-0		2-2-0		OVERALL		2-3-1		3-1-0		1-0-0							
7-3-0		1-0-0		2-2-0		HOME		1-1-0		3-0-0		0-0-0							
2-4-1		0-1-0		0-0-0		AWAY		1-2-1		0-1-0		1-0-0							
0-0-0		0-0-0		0-0-0		NEUTRAL		0-0-0		0-0-0		0-0-0							
5-5-0		1-1-0		1-1-0		NON-CONFERENCE		2-2-0		1-1-0		0-0-0							
4-2-0		1-0-0		1-1-0		HOME		1-1-0		1-0-0		0-0-0							
1-3-0		0-1-0		0-0-		AWAY		1-1-0		0-1-0		0-0-0							
0-0-0		0-0-0		0-0-0		NEUTRAL		0-0-0		0-0-0		0-0-0							
4-2-1		0-0-0		1-1-0		CONFERENCE		0-1-1		2-0-0		1-0-0							
3-1-0		0-0-0		1-1-0		HOME		0-0-0		2-0-0		0-0-0							
1-1-1		0-0-0		0-0-0		AWAY		0-1-1		0-0-0		1-0-0							
0-0-0		0-0-0		0-0-0		NEUTRAL		0-0-0		0-0-0		0-0-0							
RPI	S	Opponent		Score		RPI	S	Opponent		Score		RPI	S	Opponent		Score			
8	H	Western Mich.		4	1	33	H	California		1	2	58	A	San Diego		1	1		
9	A	Virginia		1	2	35	H	Pacific		3	1	60	H	Fairfield		6	0		
						43	H	San Francisco		1	3	76	A	Saint Mary's (CA)		2	3		
						50	H	Seattle U		2	1	78	H	UNLV		2	3		
												93	A	Cal Poly		1	3		
												95	A	Oregon St.		1	0		

Non-Div. I Games:

Portland

Average RPI Win: 122		WON-LOST RECORD		WINNING PCT. RANK		LAST 10 GAMES		STRENGTH OF SCHEDULE		OPP. STRENGTH OF SCHEDULE		TEAM RPI		ADJ RPI		CONF. RPI		ADJ CONF. RPI	
DIV. I ONLY		7-5-6		.55556 73		4-4-0		22		48		44		.54045 41		11		11	
DIV. I NON-CONF.		4-2-3		.61111 60		1-2-0		2		11		20		.58669 16		9		8	
TOTALS		RPI 1-25		RPI 26-50		W-L RECORDS		RPI 51-100		RPI 101-150		RPI 150+							
7-5-6		0-2-0		0-2-3		OVERALL		3-1-3		1-0-0		3-0-0							
4-1-3		0-1-0		0-0-1		HOME		1-0-2		1-0-0		2-0-0							
2-4-2		0-1-0		0-2-1		AWAY		1-1-1		0-0-0		1-0-0							
1-0-1		0-0-0		0-0-1		NEUTRAL		1-0-0		0-0-0		0-0-0							
4-2-3		0-2-0		0-0-3		NON-CONFERENCE		3-0-0		1-0-0		0-0-0							
2-1-1		0-1-0		0-0-1		HOME		1-0-0		1-0-0		2-0-0							
1-1-1		0-1-0		0-1-		AWAY		1-0-0		0-0-0		0-0-0							
1-0-1		0-0-0		0-0-1		NEUTRAL		1-0-0		0-0-0		0-0-0							
3-3-3		0-0-0		0-2-0		CONFERENCE		0-1-3		0-0-0		3-0-0							
2-0-2		0-0-0		0-0-0		HOME		0-0-2		0-0-0		2-0-0							
1-3-1		0-0-0		0-2-0		AWAY		0-1-1		0-0-0		1-0-0							
0-0-0		0-0-0		0-0-0		NEUTRAL		0-0-0		0-0-0		0-0-0							
RPI	S	Opponent		Score		RPI	S	Opponent		Score		RPI	S	Opponent		Score			
1	H	Wake Forest		0	2	26	N	Fordham		0	0	53	N	UCF		1	0		
3	A	Duke		0	1	32	A	Charlotte		1	1	73	H	High Point		3	0		
						34	A	William & Mary		0	1	79	H	James Madison		0	0		
						36	A	UNCW		1	2	80	A	Hofstra		1	1		
						45	H	NC State		0	0	81	A	Col. of Charleston		1	2		
												81	H	Col. of Charleston		0	0		
												99	A	Davidson		2	1		
						LAST 10 GAMES													
						81	A	Col. of Charleston		1	2	165	H	Northeastern		4	0		
						154	A	Delaware		1	0	34	A	William & Mary		0	1		
						99	A	Davidson		2	1	3	A	Duke		0	1		
						189	H	Drexel		1	0	81	H	Col. of Charleston		0	0		
						1	H	Wake Forest		0	2	36	A	UNCW		1	2		

Non-Div. I Games:

Elon

Average RPI Win:	91	WON-LOST RECORD	WINNING PCT. RANK	LAST 10 GAMES	STRENGTH OF SCHEDULE	OPP. STRENGTH OF SCHEDULE	TEAM RPI	ADJ RPI	CONF. RPI	ADJ CONF. RPI	
DIV. I ONLY		6-8-4	.44444 126	1-4-2	19	7	59	.53944 42	1	1	
DIV. I NON-CONF.		6-2-1	.72222 31	1-1-0	109	35	123	.47893 119	1	1	
<hr/>											
TOTALS	RPI 1-25	RPI 26-50		W-L RECORDS	RPI 51-100		RPI 101-150		RPI 150+		
6-8-4	0-4-3	2-2-0		OVERALL	1-1-0		3-1-0		0-0-1		
2-6-1	0-4-0	0-1-0		HOME	1-0-0		1-1-0		0-0-1		
4-2-3	0-0-3	2-1-0		AWAY	0-1-0		2-0-0		0-0-0		
0-0-0	0-0-0	0-0-0		NEUTRAL	0-0-0		0-0-0		0-0-0		
6-2-1	0-1-0	2-0-0		NON-CONFERENCE	1-0-0		3-1-0		0-0-1		
2-2-1	0-1-0	0-0-0		HOME	1-0-0		1-1-0		0-0-1		
4-0-0	0-0-0	2-0-		AWAY	0-0-0		2-0-0		0-0-0		
0-0-0	0-0-0	0-0-0		NEUTRAL	0-0-0		0-0-0		0-0-0		
0-6-3	0-3-3	0-2-0		CONFERENCE	0-1-0		0-0-0		0-0-0		
0-4-0	0-3-0	0-1-0		HOME	0-0-0		0-0-0		0-0-0		
0-2-3	0-0-3	0-1-0		AWAY	0-1-0		0-0-0		0-0-0		
0-0-0	0-0-0	0-0-0		NEUTRAL	0-0-0		0-0-0		0-0-0		
RPI	S	Opponent	Score	RPI	S	Opponent	Score	RPI	S	Opponent	Score
1	A	Wake Forest	0 0	30	A	Pittsburgh	1 2	56	A	Boston College	1 2
3	H	Duke	1 2	45	H	NC State	1 2	95	H	Oregon St.	3 2
5	H	Louisville	1 2	46	A	Ohio St.	2 1				
6	A	Clemson	2 2	47	A	Saint Louis	2 1				
6	H	Clemson	1 2								
7	H	Akron	0 1								
9	A	Virginia	2 2								
<hr/>											
LAST 10 GAMES											
6	A	Clemson	2 2	45	H	NC State	1 2				
1	A	Wake Forest	0 0	7	H	Akron	0 1				
6	H	Clemson	1 2	30	A	Pittsburgh	1 2				
46	A	Ohio St.	2 1	107	A	Colgate	2 0				
56	A	Boston College	1 2	3	H	Duke	1 2				

Non-Div. I Games:

Syracuse

Average RPI Win:	93	WON-LOST RECORD	WINNING PCT. RANK	LAST 10 GAMES	STRENGTH OF SCHEDULE	OPP. STRENGTH OF SCHEDULE	TEAM RPI	ADJ RPI	CONF. RPI	ADJ CONF. RPI		
DIV. I ONLY		9-8-0	.52941	86	8-2-0	37	38	42	.53759	43	9	9
DIV. I NON-CONF.		3-7-0	.3	168	2-1-0	15	31	31	.55812	33	3	3
<hr/>												
TOTALS	RPI 1-25	RPI 26-50		W-L RECORDS		RPI 51-100		RPI 101-150		RPI 150+		
9-8-0	0-3-0	2-1-0		OVERALL		3-2-0		3-2-0		1-0-0		
4-2-0	0-0-0	1-1-0		HOME		2-1-0		0-0-0		1-0-0		
5-4-0	0-2-0	1-0-0		AWAY		1-1-0		3-1-0		0-0-0		
0-2-0	0-1-0	0-0-0		NEUTRAL		0-0-0		0-1-0		0-0-0		
3-7-0	0-3-0	0-1-0		NON-CONFERENCE		1-2-0		2-1-0		0-0-0		
1-2-0	0-0-0	0-1-0		HOME		1-1-0		0-0-0		0-0-0		
2-3-0	0-2-0	0-0-		AWAY		0-1-0		2-0-0		0-0-0		
0-2-0	0-1-0	0-0-0		NEUTRAL		0-0-0		0-1-0		0-0-0		
6-1-0	0-0-0	2-0-0		CONFERENCE		2-0-0		1-1-0		1-0-0		
3-0-0	0-0-0	1-0-0		HOME		1-0-0		0-0-0		1-0-0		
3-1-0	0-0-0	1-0-0		AWAY		1-0-0		1-1-0		0-0-0		
0-0-0	0-0-0	0-0-0		NEUTRAL		0-0-0		0-0-0		0-0-0		
RPI S	Opponent	Score	RPI S	Opponent	Score	RPI S	Opponent	Score	RPI S	Opponent	Score	
4 A	Indiana	1 5	33 H	California	2 3	51 H	UCLA	3 5	108 N	Cal St. Fullerton	0 3	
11 A	Stanford	0 1	35 H	Pacific	3 0	58 A	San Diego	1 0	114 A	UC Irvine	2 1	
14 N	Butler	2 3	40 A	Portland	3 1	61 A	UC Davis	1 3	126 A	Gonzaga	3 1	
						70 H	San Jose St.	5 2	143 A	Santa Clara	1 3	
						76 H	Saint Mary's (CA)	4 2	147 A	San Diego St.	2 1	
									168 H	Loyola Marymount	2 1	
			LAST 10 GAMES									
			168 H	Loyola Marymount	2 1	76 H	Saint Mary's (CA)	4 2				
			35 H	Pacific	3 0	143 A	Santa Clara	1 3				
			58 A	San Diego	1 0	114 A	UC Irvine	2 1				
			40 A	Portland	3 1	70 H	San Jose St.	5 2				
			126 A	Gonzaga	3 1	33 H	California	2 3				

Non-Div. I Games:

San Francisco

S
o
u
t
h
F
l
a

South Fla.

NC State				Through Games Of Nov. 12, 2017											
Average RPI Win:		105	WON-LOST RECORD	WINNING PCT. RANK	LAST 10 GAMES	STRENGTH OF SCHEDULE	OPP. STRENGTH OF SCHEDULE	TEAM RPI	ADJ RPI	CONF. RPI	ADJ CONF. RPI				
Average RPI Loss:		14													
DIV. I ONLY			8-5-4	.58824	59	5-2-3	68	12	43	.53743	45	1	1		
DIV. I NON-CONF.			5-1-2	.75	19	3-0-1	202	109	158	.43928	156	1	1		
TOTALS		RPI 1-25	RPI 26-50		W-L RECORDS		RPI 51-100		RPI 101-150		RPI 150+				
8-5-4		2-4-1	2-1-1		OVERALL		0-0-1		0-0-0		4-0-1				
6-2-3		1-2-1	1-0-0		HOME		0-0-1		0-0-0		4-0-1				
2-3-1		1-2-0	1-1-1		AWAY		0-0-0		0-0-0		0-0-0				
0-0-0		0-0-0	0-0-0		NEUTRAL		0-0-0		0-0-0		0-0-0				
5-1-2		0-0-0	1-1-1		NON-CONFERENCE		0-0-0		0-0-0		4-0-1				
5-0-1		0-0-0	1-0-0		HOME		0-0-0		0-0-0		4-0-1				
0-1-1		0-0-0	0-1-		AWAY		0-0-0		0-0-0		0-0-0				
0-0-0		0-0-0	0-0-0		NEUTRAL		0-0-0		0-0-0		0-0-0				
3-4-2		2-4-1	1-0-0		CONFERENCE		0-0-1		0-0-0		0-0-0				
1-2-2		1-2-1	0-0-0		HOME		0-0-1		0-0-0		0-0-0				
2-2-0		1-2-0	1-0-0		AWAY		0-0-0		0-0-0		0-0-0				
0-0-0		0-0-0	0-0-0		NEUTRAL		0-0-0		0-0-0		0-0-0				
RPI	S	Opponent	Score	RPI	S	Opponent	Score	RPI	S	Opponent	Score	RPI	S	Opponent	Score
1	H	Wake Forest	0 3	34	A	William & Mary	2 3	56	H	Boston College	0 0	167	H	Belmont	3 0
2	A	North Carolina	0 1	36	H	UNCW	2 1					177	H	Fla. Atlantic	3 2
5	A	Louisville	3 2	41	A	Elon	0 0					190	H	USC Upstate	0 0
6	H	Clemson	1 0	42	A	Syracuse	2 1					201	H	Longwood	2 1
9	H	Virginia	0 0									202	H	UNC Asheville	3 0
10	A	Notre Dame	0 3												
22	H	Virginia Tech	0 1												
LAST 10 GAMES															
		22	H	Virginia Tech	0 1	9	H	Virginia	0 0						
		190	H	USC Upstate	0 0	42	A	Syracuse	2 1						
		56	H	Boston College	0 0	167	H	Belmont	3 0						
		5	A	Louisville	3 2	2	A	North Carolina	0 1						
		36	H	UNCW	2 1	202	H	UNC Asheville	3 0						

Non-Div. I Games:

NC State

Average RPI Win:	96	WON-LOST	WINNING	LAST 10	STRENGTH OF	OPP. STRENGTH	TEAM	ADJ	CONF.	ADJ CONF.		
Average RPI Loss:	28	RECORD	PCT. RANK	GAMES	SCHEDULE	OF SCHEDULE	RPI	RPI	RPI	RPI		
DIV. I ONLY		8-10-1	.44737	121	1-8-0	12	21	48	.53712	46	2	2
DIV. I NON-CONF.		4-4-1	.5	93	0-3-0	61	85	87	.50027	87	2	2
<hr/>												
TOTALS	RPI 1-25	RPI 26-50		W-L RECORDS		RPI 51-100		RPI 101-150		RPI 150+		
8-10-1	1-7-0	1-2-0		OVERALL		0-1-0		5-0-1		1-0-0		
5-5-1	0-4-0	1-1-0		HOME		0-0-0		3-0-1		1-0-0		
3-4-0	1-2-0	0-1-0		AWAY		0-1-0		2-0-0		0-0-0		
0-1-0	0-1-0	0-0-0		NEUTRAL		0-0-0		0-0-0		0-0-0		
<hr/>												
4-4-1	0-1-0	1-2-0		NON-CONFERENCE		0-1-0		2-0-1		1-0-0		
4-2-1	0-1-0	1-1-0		HOME		0-0-0		2-0-1		1-0-0		
0-2-0	0-0-0	0-0-		AWAY		0-1-0		0-0-0		0-0-0		
0-0-0	0-0-0	0-0-0		NEUTRAL		0-0-0		0-0-0		0-0-0		
<hr/>												
4-6-0	1-6-0	0-0-0		CONFERENCE		0-0-0		3-0-0		0-0-0		
1-3-0	0-3-0	0-0-0		HOME		0-0-0		1-0-0		0-0-0		
3-2-0	1-2-0	0-0-0		AWAY		0-0-0		2-0-0		0-0-0		
0-1-0	0-1-0	0-0-0		NEUTRAL		0-0-0		0-0-0		0-0-0		
<hr/>												
RPI	S	Opponent	Score	RPI	S	Opponent	Score	RPI	S	Opponent	Score	
4	A	Indiana	0 2	30	H	Pittsburgh	1 0	86	A	Oakland	0 1	
4	N	Indiana	0 4	42	H	Syracuse	1 2			101	H Penn St.	3 0
12	A	Michigan St.	1 5	49	A	Kentucky	0 1			105	H Wright St.	2 0
12	A	Michigan St.	2 1							106	H Lehigh	2 0
15	H	Michigan	0 2							116	H Detroit Mercy	2 2
21	H	FIU	0 3							118	A Northwestern	1 0
24	H	Wisconsin	0 2							141	A Rutgers	1 0
25	H	Maryland	0 1							157	H Bowling Green	1 0
<hr/>												
LAST 10 GAMES												
4	N	Indiana	0 4	42	H	Syracuse	1 2					
12	A	Michigan St.	2 1	4	A	Indiana	0 2					
24	H	Wisconsin	0 2	86	A	Oakland	0 1					
49	A	Kentucky	0 1	25	H	Maryland	0 1					
15	H	Michigan	0 2	12	A	Michigan St.	1 5					

Non-Div. I Games:

Ohio St.

Average RPI Win: 110		WON-LOST	WINNING	LAST 10	STRENGTH OF	OPP. STRENGTH	TEAM	ADJ	CONF.	ADJ CONF.							
Average RPI Loss: 39		RECORD	PCT. RANK	GAMES	SCHEDULE	OF SCHEDULE	RPI	RPI	RPI	RPI							
DIV. I ONLY		7-9-1	.44118	130	5-4-0	10	28	49	.53611	47	10	10					
DIV. I NON-CONF.		3-4-1	.4375	130	1-0-0	3	2	29	.56546	29	12	12					
<hr/>																	
TOTALS		RPI 1-25		RPI 26-50		W-L RECORDS		RPI 51-100		RPI 101-150		RPI 150+					
7-9-1		1-5-1		1-1-0		OVERALL		1-3-0		2-0-0		2-0-0					
2-7-1		1-3-1		0-1-0		HOME		0-3-0		0-0-0		1-0-0					
5-2-0		0-2-0		1-0-0		AWAY		1-0-0		2-0-0		1-0-0					
0-0-0		0-0-0		0-0-0		NEUTRAL		0-0-0		0-0-0		0-0-0					
3-4-1		1-2-1		0-1-0		NON-CONFERENCE		1-1-0		1-0-0		0-0-0					
1-4-1		1-2-1		0-1-0		HOME		0-1-0		0-0-0		0-0-0					
2-0-0		0-0-0		0-0-		AWAY		1-0-0		1-0-0		0-0-0					
0-0-0		0-0-0		0-0-0		NEUTRAL		0-0-0		0-0-0		0-0-0					
4-5-0		0-3-0		1-0-0		CONFERENCE		0-2-0		1-0-0		2-0-0					
1-3-0		0-1-0		0-0-0		HOME		0-2-0		0-0-0		1-0-0					
3-2-0		0-2-0		1-0-0		AWAY		0-0-0		1-0-0		1-0-0					
0-0-0		0-0-0		0-0-0		NEUTRAL		0-0-0		0-0-0		0-0-0					
RPI	S	Opponent		Score		RPI	S	Opponent		Score		RPI	S	Opponent		Score	
1	H	Wake Forest		1	4	26	A	Fordham		2	1	52	H	Denver		1	3
7	H	Akron		0	0	42	H	Syracuse		1	2	64	A	Tulsa		2	1
11	H	Stanford		2	0							94	H	Dayton		0	4
12	H	Michigan St.		0	2							99	H	Davidson		0	1
13	A	VCU		0	4												
18	A	Massachusetts		0	1												
18	H	Massachusetts		1	3												
<hr/>																	
LAST 10 GAMES																	
18 A Massachusetts						0	1	94 H Dayton						0	4		
198 H Saint Joseph's						2	0	133 A George Mason						3	2		
26 A Fordham						2	1	13 A VCU						0	4		
64 A Tulsa						2	1	195 A Duquesne						3	0		
99 H Davidson						0	1	18 H Massachusetts						1	3		

Non-Div. I Games:

Saint Louis

Average RPI Win: 118		WON-LOST RECORD		WINNING PCT. RANK		LAST 10 GAMES		STRENGTH OF SCHEDULE		OPP. STRENGTH OF SCHEDULE		TEAM RPI		ADJ RPI		CONF. RPI		ADJ CONF. RPI					
DIV. I ONLY		11-6-3		.625		49		5-4-1		108		29		51		.53606		48					
DIV. I NON-CONF.		5-1-2		.75		19		1-0-0		169		20		91		.50014		88					
TOTALS		RPI 1-25		RPI 26-50		W-L RECORDS		RPI 51-100		RPI 101-150		RPI 150+											
11-6-3		1-2-1		0-0-1		OVERALL		1-2-1		6-2-0		3-0-0											
8-1-0		1-0-0		0-0-0		HOME		0-0-0		6-1-0		1-0-0											
3-5-3		0-2-1		0-0-1		AWAY		1-2-1		0-1-0		2-0-0											
0-0-0		0-0-0		0-0-0		NEUTRAL		0-0-0		0-0-0		0-0-0											
5-1-2		0-0-0		0-0-1		NON-CONFERENCE		1-0-1		3-1-0		1-0-0											
3-1-0		0-0-0		0-0-0		HOME		0-0-0		3-1-0		0-0-0											
2-0-2		0-0-0		0-1-		AWAY		1-0-1		0-0-0		1-0-0											
0-0-0		0-0-0		0-0-0		NEUTRAL		0-0-0		0-0-0		0-0-0											
6-5-1		1-2-1		0-0-0		CONFERENCE		0-2-0		3-1-0		2-0-0											
5-0-0		1-0-0		0-0-0		HOME		0-0-0		3-0-0		1-0-0											
1-5-1		0-2-1		0-0-0		AWAY		0-2-0		0-1-0		1-0-0											
0-0-0		0-0-0		0-0-0		NEUTRAL		0-0-0		0-0-0		0-0-0											
RPI	S	Opponent		Score		RPI	S	Opponent		Score		RPI	S	Opponent		Score							
14	A	Butler		1 2		49	A	Kentucky		1 1		56	A	Boston College		3 2							
14	A	Butler		2 2								57	A	Creighton		1 4							
19	A	Georgetown		1 2								67	A	St. John's (NY)		0 3							
19	H	Georgetown		1 0								100	A	Cincinnati		1 1							
														103		H	Cleveland St.	2 1					
														109		H	Providence	3 0					
														109		H	Providence	4 1					
														116		H	Detroit Mercy	3 1					
														125		H	Loyola Chicago	1 2					
														128		A	Villanova	1 2					
														129		H	Drake	3 0					
														142		H	Marquette	1 0					
														163		H	Seton Hall	3 2					
														173		A	Harvard	3 0					
														175		A	DePaul	2 0					
LAST 10 GAMES																							
109 H Providence						3 0						175 A DePaul						2 0					
14 A Butler						2 2						142 H Marquette						1 0					
19 A Georgetown						1 2						57 A Creighton						1 4					
14 A Butler						1 2						128 A Villanova						1 2					
163 H Seton Hall						3 2						116 H Detroit Mercy						3 1					

Non-Div. I Games:

Xavier

Average RPI Win: 105		WON-LOST RECORD		WINNING PCT. RANK		LAST 10 GAMES		STRENGTH OF SCHEDULE		OPP. STRENGTH OF SCHEDULE		TEAM RPI		ADJ RPI		CONF. RPI		ADJ CONF. RPI	
DIV. I ONLY		8-6-4		.55556 73		3-5-2		49		36		55		.53525 49		7		7	
DIV. I NON-CONF.		4-3-2		.55556 81		1-2-0		23		37		44		.55152 38		4		5	
TOTALS		RPI 1-25		RPI 26-50		W-L RECORDS		RPI 51-100		RPI 101-150		RPI 150+							
8-6-4		0-1-2		1-1-2		OVERALL		3-2-0		3-2-0		1-0-0							
5-2-2		0-0-1		1-0-1		HOME		1-2-0		2-0-0		1-0-0							
3-3-2		0-1-1		0-1-1		AWAY		2-0-0		1-1-0		0-0-0							
0-1-0		0-0-0		0-0-0		NEUTRAL		0-0-0		0-1-0		0-0-0							
4-3-2		0-1-1		1-0-1		NON-CONFERENCE		1-2-0		2-0-0		0-0-0							
2-2-1		0-0-0		1-0-1		HOME		0-2-0		1-0-0		0-0-0							
2-1-1		0-1-1		0-0-		AWAY		1-0-0		1-0-0		0-0-0							
0-0-0		0-0-0		0-0-0		NEUTRAL		0-0-0		0-0-0		0-0-0							
4-3-2		0-0-1		0-1-1		CONFERENCE		2-0-0		1-2-0		1-0-0							
3-0-1		0-0-1		0-0-0		HOME		1-0-0		1-0-0		1-0-0							
1-2-1		0-0-0		0-1-1		AWAY		1-0-0		0-1-0		0-0-0							
0-1-0		0-0-0		0-0-0		NEUTRAL		0-0-0		0-1-0		0-0-0							
RPI S	Opponent	Score		RPI S	Opponent	Score		RPI S	Opponent	Score		RPI S	Opponent	Score					
4 A	Indiana	0	2	28 A	Old Dominion	0	2	66 A	New Mexico	1	0	104 H	UAB	1	0				
5 A	Louisville	2	2	32 A	Charlotte	1	1	69 A	ETSU	2	1	127 A	Marshall	0	1				
21 H	FIU	2	2	46 H	Ohio St.	1	0	84 H	South Carolina	1	0	127 N	Marshall	0	1				
				48 H	Xavier	1	1	87 H	Lipscomb	2	3	142 H	Marquette	1	0				
								100 H	Cincinnati	0	1	149 A	Memphis	1	0				
												177 H	Fla. Atlantic	4	0				
LAST 10 GAMES																			
				127 N	Marshall	0	1	127 A	Marshall	0	1								
				32 A	Charlotte	1	1	4 A	Indiana	0	2								
				21 H	FIU	2	2	84 H	South Carolina	1	0								
				46 H	Ohio St.	1	0	28 A	Old Dominion	0	2								
				87 H	Lipscomb	2	3	177 H	Fla. Atlantic	4	0								

Non-Div. I Games:

Kentucky

Average RPI Win:	142	WON-LOST RECORD	WINNING PCT. RANK	LAST 10 GAMES	STRENGTH OF SCHEDULE	OPP. STRENGTH OF SCHEDULE	TEAM RPI	ADJ RPI	CONF. RPI	ADJ CONF. RPI		
DIV. I ONLY		14-3-4	.7619	16	6-1-3	178	92	46	.53179	50	16	16
DIV. I NON-CONF.		6-2-0	.75	19	0-0-0	180	61	60	.52109	61	15	15
<hr/>												
TOTALS	RPI 1-25	RPI 26-50		W-L RECORDS		RPI 51-100		RPI 101-150		RPI 150+		
14-3-4	0-0-0	0-2-1		OVERALL		3-1-1		3-0-1		8-0-1		
9-1-1	0-0-0	0-1-1		HOME		2-0-0		2-0-0		5-0-0		
3-2-3	0-0-0	0-1-0		AWAY		0-1-1		1-0-1		2-0-1		
2-0-0	0-0-0	0-0-0		NEUTRAL		1-0-0		0-0-0		1-0-0		
<hr/>												
6-2-0	0-0-0	0-2-0		NON-CONFERENCE		1-0-0		3-0-0		2-0-0		
5-1-0	0-0-0	0-1-0		HOME		1-0-0		2-0-0		2-0-0		
1-1-0	0-0-0	0-0-		AWAY		0-0-0		1-0-0		0-0-0		
0-0-0	0-0-0	0-0-0		NEUTRAL		0-0-0		0-0-0		0-0-0		
<hr/>												
8-1-4	0-0-0	0-0-1		CONFERENCE		2-1-1		0-0-1		6-0-1		
4-0-1	0-0-0	0-0-1		HOME		1-0-0		0-0-0		3-0-0		
2-1-3	0-0-0	0-0-0		AWAY		0-1-1		0-0-1		2-0-1		
2-0-0	0-0-0	0-0-0		NEUTRAL		1-0-0		0-0-0		1-0-0		
<hr/>												
RPI	S	Opponent	Score	RPI	S	Opponent	Score	RPI	S	Opponent	Score	
				27	H	Air Force	2 2	66	H	New Mexico	1 0	
				37	H	Washington	0 2	70	H	San Jose St.	1 0	
				40	A	Portland	1 2	70	N	San Jose St.	2 1	
								78	A	UNLV	0 0	
								78	A	UNLV	1 2	
								126	A	Gonzaga	2 0	
								143	H	Santa Clara	5 2	
								146	A	Grand Canyon	1 1	
								150	H	Mercer	2 1	
								151	A	Utah Valley	2 1	
								156	H	CSU Bakersfield	4 0	
								156	N	CSU Bakersfield	3 0	
								160	A	UTRGV	2 2	
								168	H	Loyola Marymount	1 0	
								170	H	Houston Baptist	1 0	
								180	H	UMKC	2 1	
								188	A	Incarnate Word	2 0	
								189	H	Drexel	1 0	
<hr/>												
LAST 10 GAMES												
				70	N	San Jose St.	2 1	146	A	Grand Canyon	1 1	
				78	A	UNLV	0 0	170	H	Houston Baptist	1 0	
				156	N	CSU Bakersfield	3 0	180	H	UMKC	2 1	
				151	A	Utah Valley	2 1	27	H	Air Force	2 2	
				78	A	UNLV	1 2	188	A	Incarnate Word	2 0	

Non-Div. I Games:

Seattle U

Average RPI Win: 85		WON-LOST RECORD		WINNING PCT. RANK		LAST 10 GAMES		STRENGTH OF SCHEDULE		OPP. STRENGTH OF SCHEDULE		TEAM RPI		ADJ RPI		CONF. RPI		ADJ CONF. RPI				
Average RPI Loss: 38																						
DIV. I ONLY		7-10-1		.41667 139		4-5-1		9		41		57		.53003 51		3		3				
DIV. I NON-CONF.		3-4-1		.4375 130		0-1-1		12		19		48		.54136 47		5		4				
TOTALS		RPI 1-25		RPI 26-50		W-L RECORDS		RPI 51-100		RPI 101-150		RPI 150+										
7-10-1		0-5-0		2-3-0		OVERALL		3-1-1		2-1-0		0-0-0										
4-3-0		0-1-0		0-2-0		HOME		2-0-0		2-0-0		0-0-0										
3-7-1		0-4-0		2-1-0		AWAY		1-1-1		0-1-0		0-0-0										
0-0-0		0-0-0		0-0-0		NEUTRAL		0-0-0		0-0-0		0-0-0										
3-4-1		0-3-0		1-0-0		NON-CONFERENCE		1-1-1		1-0-0		0-0-0										
2-0-0		0-0-0		0-0-0		HOME		1-0-0		1-0-0		0-0-0										
1-4-1		0-3-0		1-0-		AWAY		0-1-1		0-0-0		0-0-0										
0-0-0		0-0-0		0-0-0		NEUTRAL		0-0-0		0-0-0		0-0-0										
4-6-0		0-2-0		1-3-0		CONFERENCE		2-0-0		1-1-0		0-0-0										
2-3-0		0-1-0		0-2-0		HOME		1-0-0		1-0-0		0-0-0										
2-3-0		0-1-0		1-1-0		AWAY		1-0-0		0-1-0		0-0-0										
0-0-0		0-0-0		0-0-0		NEUTRAL		0-0-0		0-0-0		0-0-0										
RPI	S	Opponent		Score		RPI	S	Opponent		Score		RPI	S	Opponent		Score						
6	A	Clemson		0	3	33	A	California		2	3	58	A	San Diego		1	3	102	H	CSUN	2	1
11	A	Stanford		1	5	33	H	California		0	2	66	A	New Mexico		1	1	147	A	San Diego St.	0	4
11	H	Stanford		0	1	37	A	Washington		1	0	78	H	UNLV		1	0	147	H	San Diego St.	2	1
19	A	Georgetown		0	1	37	H	Washington		0	1	95	A	Oregon St.		1	0					
25	A	Maryland		2	3	43	A	San Francisco		5	3	95	H	Oregon St.		5	0					
LAST 10 GAMES																						
		147 A San Diego St.		0	4			58 A San Diego		1	3											
		33 A California		2	3			66 A New Mexico		1	1											
		11 A Stanford		1	5			147 H San Diego St.		2	1											
		37 H Washington		0	1			37 A Washington		1	0											
		95 H Oregon St.		5	0			95 A Oregon St.		1	0											

Non-Div. I Games:

UCLA

Average RPI Win: 123		WON-LOST RECORD	WINNING PCT. RANK	LAST 10 GAMES	STRENGTH OF SCHEDULE	OPP. STRENGTH OF SCHEDULE	TEAM RPI	ADJ RPI	CONF. RPI	ADJ CONF. RPI	
Average RPI Loss: 95											
DIV. I ONLY		11-6-2	.63158 45	6-2-2	100	105	53	.52949 52	21	22	
DIV. I NON-CONF.		5-6-1	.45833 120	0-2-1	59	56	39	.55004 43	20	22	
TOTALS		RPI 1-25	RPI 26-50		W-L RECORDS		RPI 51-100		RPI 101-150		RPI 150+
11-6-2	1-0-0		1-0-0		OVERALL		3-3-2		1-3-0		5-0-0
6-2-0	1-0-0		0-0-0		HOME		3-2-0		1-0-0		1-0-0
4-2-2	0-0-0		1-0-0		AWAY		0-1-2		0-1-0		3-0-0
1-2-0	0-0-0		0-0-0		NEUTRAL		0-0-0		0-2-0		1-0-0
5-6-1	1-0-0		1-0-0		NON-CONFERENCE		2-3-1		1-3-0		0-0-0
4-2-0	1-0-0		0-0-0		HOME		2-2-0		1-0-0		0-0-0
1-2-1	0-0-0		1-0-		AWAY		0-1-1		0-1-0		0-0-0
0-2-0	0-0-0		0-0-0		NEUTRAL		0-0-0		0-2-0		0-0-0
6-0-1	0-0-0		0-0-0		CONFERENCE		1-0-1		0-0-0		5-0-0
2-0-0	0-0-0		0-0-0		HOME		1-0-0		0-0-0		1-0-0
3-0-1	0-0-0		0-0-0		AWAY		0-0-1		0-0-0		3-0-0
1-0-0	0-0-0		0-0-0		NEUTRAL		0-0-0		0-0-0		1-0-0
RPI S	Opponent	Score	RPI S	Opponent	Score	RPI S	Opponent	Score	RPI S	Opponent	Score
7 H	Akron	1 0	47 A	Saint Louis	3 1	61 H	UC Davis	3 0	102 N	CSUN	0 2
						64 A	Tulsa	1 2	114 N	UC Irvine	0 1
						66 A	New Mexico	0 0	126 A	Gonzaga	1 2
						76 H	Saint Mary's (CA)	0 1	129 H	Drake	2 0
						85 H	Furman	0 1	178 A	Western Ill.	1 0
						92 H	FGCU	3 1	182 A	Fort Wayne	3 1
						98 A	Omaha	1 1	184 H	Eastern Ill.	1 0
						98 H	Omaha	2 1	184 N	Eastern Ill.	1 0
									187 A	Oral Roberts	2 0
LAST 10 GAMES											
			98 A	Omaha	1 1		187 A	Oral Roberts	2 0		
			184 N	Eastern Ill.	1 0		182 A	Fort Wayne	3 1		
			178 A	Western Ill.	1 0		64 A	Tulsa	1 2		
			98 H	Omaha	2 1		184 H	Eastern Ill.	1 0		
			66 A	New Mexico	0 0		126 A	Gonzaga	1 2		

Non-Div. I Games:

Denver

Average RPI Win: 115		WON-LOST	WINNING	LAST 10	STRENGTH OF	OPP. STRENGTH	TEAM	ADJ	CONF.	ADJ CONF.				
Average RPI Loss: 36		RECORD	PCT. RANK	GAMES	SCHEDULE	OF SCHEDULE	RPI	RPI	RPI	RPI				
DIV. I ONLY		8-6-2	.5625	68	3-1-0	48	45	45	.52922	53	6	6		
DIV. I NON-CONF.		3-3-1	.5	93	0-0-0	114	38	75	.51075	74	6	6		
<hr/>														
TOTALS		RPI 1-25	RPI 26-50		W-L RECORDS		RPI 51-100		RPI 101-150		RPI 150+			
8-6-2		0-3-0	0-2-0		OVERALL		5-1-1		1-0-1		2-0-0			
4-0-1		0-0-0	0-0-0		HOME		2-0-0		1-0-1		1-0-0			
3-5-1		0-3-0	0-1-0		AWAY		2-1-1		0-0-0		1-0-0			
1-1-0		0-0-0	0-1-0		NEUTRAL		1-0-0		0-0-0		0-0-0			
3-3-1		0-1-0	0-1-0		NON-CONFERENCE		0-1-1		1-0-0		2-0-0			
2-0-0		0-0-0	0-0-0		HOME		0-0-0		1-0-0		1-0-0			
1-2-1		0-1-0	0-0-		AWAY		0-1-1		0-0-0		1-0-0			
0-1-0		0-0-0	0-1-0		NEUTRAL		0-0-0		0-0-0		0-0-0			
5-3-1		0-2-0	0-1-0		CONFERENCE		5-0-0		0-0-1		0-0-0			
2-0-1		0-0-0	0-0-0		HOME		2-0-0		0-0-1		0-0-0			
2-3-0		0-2-0	0-1-0		AWAY		2-0-0		0-0-0		0-0-0			
1-0-0		0-0-0	0-0-0		NEUTRAL		1-0-0		0-0-0		0-0-0			
RPI	S	Opponent	Score		RPI	S	Opponent	Score		RPI	S	Opponent	Score	
3	A	Duke	0	2	41	N	Elon	0	1	55	A	West Virginia	0	0
17	A	SMU	1	2	44	A	South Fla.	2	3	64	H	Tulsa	3	0
17	A	SMU	1	2						88	H	Temple	1	0
										90	A	UConn	3	2
										90	N	UConn	1	0
										92	A	FGCU	0	1
										100	A	Cincinnati	2	1
<hr/>														
LAST 10 GAMES														
17	A	SMU	1	2	90	A	UConn	3	2	145	H	Stetson	4	0
90	N	UConn	1	0	64	H	Tulsa	3	0	149	H	Memphis	1	1
100	A	Cincinnati	2	1	149	H	Memphis	1	1	162	A	Jacksonville	4	0
88	H	Temple	1	0	145	H	Stetson	4	0	177	H	Fla. Atlantic	3	0
177	H	Fla. Atlantic	3	0	17	A	SMU	1	2					

Non-Div. I Games:

UCF

Average RPI Win: 138		WON-LOST RECORD	WINNING PCT. RANK	LAST 10 GAMES	STRENGTH OF SCHEDULE	OPP. STRENGTH OF SCHEDULE	TEAM RPI	ADJ RPI		CONF. RPI	ADJ CONF. RPI	
Average RPI Loss: 107												
DIV. I ONLY		12-5-2	.68421	28	5-3-2	88	192	41	.52894	54	18	18
DIV. I NON-CONF.		5-2-0	.71429	33	0-0-0	94	186	49	.53188	50	23	21
<hr/>												
TOTALS		RPI 1-25		RPI 26-50		W-L RECORDS		RPI 51-100		RPI 101-150		RPI 150+
12-5-2		0-0-0		0-0-0		OVERALL		3-2-1		4-2-1		5-1-0
6-1-2		0-0-0		0-0-0		HOME		2-0-1		3-1-1		1-0-0
6-4-0		0-0-0		0-0-0		AWAY		1-2-0		1-1-0		4-1-0
0-0-0		0-0-0		0-0-0		NEUTRAL		0-0-0		0-0-0		0-0-0
5-2-0		0-0-0		0-0-0		NON-CONFERENCE		1-0-0		2-2-0		2-0-0
2-1-0		0-0-0		0-0-0		HOME		0-0-0		1-1-0		1-0-0
3-1-0		0-0-0		0-0-		AWAY		1-0-0		1-1-0		1-0-0
0-0-0		0-0-0		0-0-0		NEUTRAL		0-0-0		0-0-0		0-0-0
7-3-2		0-0-0		0-0-0		CONFERENCE		2-2-1		2-0-1		3-1-0
4-0-2		0-0-0		0-0-0		HOME		2-0-1		2-0-1		0-0-0
3-3-0		0-0-0		0-0-0		AWAY		0-2-0		0-0-0		3-1-0
0-0-0		0-0-0		0-0-0		NEUTRAL		0-0-0		0-0-0		0-0-0
RPI	S	Opponent	Score	RPI	S	Opponent	Score	RPI	S	Opponent	Score	
						60 A Fairfield	0 3	106 A Lehigh		2 3		
						60 A Fairfield	0 1	117 H Monmouth		3 0		
						82 H Canisius	1 1	123 A Fairleigh Dickinson		2 1		
						82 H Canisius	3 1	128 H Villanova		0 2		
						88 A Temple	1 0	134 H Marist		0 0		
						96 H Quinnipiac	2 0	137 H Manhattan		1 0		
								144 H LIU Brooklyn		2 1		
								152 A Iona		2 1		
								159 H La Salle		2 1		
								163 A Seton Hall		2 1		
								181 A Siena		1 2		
								193 A Saint Peter's		4 1		
								197 A Niagara		2 1		
<hr/>												
LAST 10 GAMES												
						60 A Fairfield	0 1	82 H Canisius		1 1		
						82 H Canisius	3 1	181 A Siena		1 2		
						60 A Fairfield	0 3	197 A Niagara		2 1		
						134 H Marist	0 0	137 H Manhattan		1 0		
						152 A Iona	2 1	96 H Quinnipiac		2 0		

Non-Div. I Games:

Rider

Average RPI Win:		114	WON-LOST RECORD		WINNING PCT. RANK		LAST 10 GAMES		STRENGTH OF SCHEDULE		OPP. STRENGTH OF SCHEDULE		TEAM RPI		ADJ RPI		CONF. RPI		ADJ CONF. RPI								
DIV. I ONLY		9-6-4		.57895 63		3-5-2		59		57		52		.52721 55		4		4									
DIV. I NON-CONF.		8-3-2		.69231 37		2-2-0		104		79		73		.51566 69		7		9									
TOTALS		RPI 1-25		RPI 26-50		W-L RECORDS		RPI 51-100		RPI 101-150		RPI 150+															
9-6-4		1-3-0		1-2-0		OVERALL		1-1-1		4-0-1		2-0-2															
4-3-3		1-2-0		0-1-0		HOME		1-0-1		1-0-1		1-0-1															
5-3-1		0-1-0		1-1-0		AWAY		0-1-0		3-0-0		1-0-1															
0-0-0		0-0-0		0-0-0		NEUTRAL		0-0-0		0-0-0		0-0-0															
8-3-2		1-0-0		1-2-0		NON-CONFERENCE		1-1-1		3-0-1		2-0-0															
4-1-2		1-0-0		0-1-0		HOME		1-0-1		1-0-1		1-0-0															
4-2-0		0-0-0		1-0-		AWAY		0-1-0		2-0-0		1-0-0															
0-0-0		0-0-0		0-0-0		NEUTRAL		0-0-0		0-0-0		0-0-0															
1-3-2		0-3-0		0-0-0		CONFERENCE		0-0-0		1-0-0		0-0-2															
0-2-1		0-2-0		0-0-0		HOME		0-0-0		0-0-0		0-0-1															
1-1-1		0-1-0		0-0-0		AWAY		0-0-0		1-0-0		0-0-1															
0-0-0		0-0-0		0-0-0		NEUTRAL		0-0-0		0-0-0		0-0-0															
RPI	S	Opponent		Score		RPI	S	Opponent		Score		RPI	S	Opponent		Score											
7	H	Akron		0 4		30	A	Pittsburgh		0 7		53	H	UCF		0 0		105	H	Wright St.		4 1					
8	A	Western Mich.		0 1		33	A	California		1 0		83	A	UMBC		1 3		117	H	Monmouth		0 0					
8	H	Western Mich.		0 1		35	H	Pacific		0 2		94	H	Dayton		1 0		133	A	George Mason		3 2					
12	H	Michigan St.		1 0														135	A	SIUE		2 1					
																		143	A	Santa Clara		2 0					
																		157	A	Bowling Green		0 0					
																		166	H	Northern Ill.		1 1					
																		183	A	American		3 0					
																		192	H	Penn		1 0					
						LAST 10 GAMES																					
						135 A SIUE						2 1		157 A Bowling Green						0 0							
						7 H Akron						0 4		12 H Michigan St.						1 0							
						8 A Western Mich.						0 1		166 H Northern Ill.						1 1							
						192 H Penn						1 0		35 H Pacific						0 2							
						8 H Western Mich.						0 1		30 A Pittsburgh						0 7							

Non-Div. I Games:

West Virginia

Average RPI Win:		108	WON-LOST RECORD		WINNING PCT. RANK		LAST 10 GAMES		STRENGTH OF SCHEDULE		OPP. STRENGTH OF SCHEDULE		TEAM RPI		ADJ RPI		CONF. RPI		ADJ CONF. RPI				
DIV. I ONLY		6-10-1		.38235		154		3-6-1		7		11		58		.52598		56		1		1	
DIV. I NON-CONF.		5-3-0		.625		56		2-1-0		76		63		120		.48056		114		1		1	
TOTALS		RPI 1-25		RPI 26-50		W-L RECORDS		RPI 51-100		RPI 101-150		RPI 150+											
6-10-1		0-8-0		1-2-1		OVERALL		2-0-0		2-0-0		1-0-0											
4-6-0		0-4-0		1-2-0		HOME		2-0-0		1-0-0		0-0-0											
2-4-1		0-4-0		0-0-1		AWAY		0-0-0		1-0-0		1-0-0											
0-0-0		0-0-0		0-0-0		NEUTRAL		0-0-0		0-0-0		0-0-0											
5-3-0		0-1-0		0-2-0		NON-CONFERENCE		2-0-0		2-0-0		1-0-0											
3-3-0		0-1-0		0-2-0		HOME		2-0-0		1-0-0		0-0-0											
2-0-0		0-0-0		0-0-		AWAY		0-0-0		1-0-0		1-0-0											
0-0-0		0-0-0		0-0-0		NEUTRAL		0-0-0		0-0-0		0-0-0											
1-7-1		0-7-0		1-0-1		CONFERENCE		0-0-0		0-0-0		0-0-0											
1-3-0		0-3-0		1-0-0		HOME		0-0-0		0-0-0		0-0-0											
0-4-1		0-4-0		0-0-1		AWAY		0-0-0		0-0-0		0-0-0											
0-0-0		0-0-0		0-0-0		NEUTRAL		0-0-0		0-0-0		0-0-0											
RPI	S	Opponent		Score		RPI	S	Opponent		Score		RPI	S	Opponent		Score		RPI	S	Opponent		Score	
1	H	Wake Forest		0 4		39	H	Rhode Island		1 2		90	H	UConn		3 2		109	H	Providence		2 1	
5	A	Louisville		0 4		42	H	Syracuse		2 1		96	H	Quinnipiac		4 0		138	A	Boston U.		4 0	
6	A	Clemson		0 1		45	A	NC State		0 0								173	A	Harvard		3 1	
9	A	Virginia		0 4		48	H	Xavier		2 3													
9	A	Virginia		0 1																			
10	H	Notre Dame		1 3																			
20	H	New Hampshire		0 2																			
22	H	Virginia Tech		0 1																			
LAST 10 GAMES																							
9	A	Virginia		0 4		173	A	Harvard		3 1		9	A	Virginia		0 1		22	H	Virginia Tech		0 1	
45	A	NC State		0 0		39	H	Rhode Island		1 2		5	A	Louisville		0 4							
1	H	Wake Forest		0 4																			
90	H	UConn		3 2																			
42	H	Syracuse		2 1																			

Non-Div. I Games:

Boston College

Average RPI Win:		96	WON-LOST RECORD		WINNING PCT. RANK		LAST 10 GAMES		STRENGTH OF SCHEDULE		OPP. STRENGTH OF SCHEDULE		TEAM RPI		ADJ RPI		CONF. RPI		ADJ CONF. RPI			
DIV. I ONLY			9-7-2		.55556 73		4-4-2		61		39		56		.52384 57		8 8					
DIV. I NON-CONF.			6-2-0		.75 19		2-0-0		31		18		41		.55139 39		8 7					
TOTALS		RPI 1-25		RPI 26-50		W-L RECORDS		RPI 51-100		RPI 101-150		RPI 150+										
9-7-2		0-4-0		3-0-0		OVERALL		2-1-1		3-1-1		1-1-0										
7-1-1		0-1-0		2-0-0		HOME		1-0-1		3-0-0		1-0-0										
2-6-1		0-3-0		1-0-0		AWAY		1-1-0		0-1-1		0-1-0										
0-0-0		0-0-0		0-0-0		NEUTRAL		0-0-0		0-0-0		0-0-0										
6-2-0		0-2-0		2-0-0		NON-CONFERENCE		2-0-0		2-0-0		0-0-0										
4-1-0		0-1-0		1-0-0		HOME		1-0-0		2-0-0		0-0-0										
2-1-0		0-1-0		1-0-		AWAY		1-0-0		0-0-0		0-0-0										
0-0-0		0-0-0		0-0-0		NEUTRAL		0-0-0		0-0-0		0-0-0										
3-5-2		0-2-0		1-0-0		CONFERENCE		0-1-1		1-1-1		1-1-0										
3-0-1		0-0-0		1-0-0		HOME		0-0-1		1-0-0		1-0-0										
0-5-1		0-2-0		0-0-0		AWAY		0-1-0		0-1-1		0-1-0										
0-0-0		0-0-0		0-0-0		NEUTRAL		0-0-0		0-0-0		0-0-0										
RPI	S	Opponent		Score		RPI	S	Opponent		Score		RPI	S	Opponent		Score						
11	A	Stanford		0	3	33	A	California		3	0	64	H	Tulsa		2	1	109	A	Providence	0	0
14	A	Butler		2	3	44	H	South Fla.		2	0	67	A	St. John's (NY)		1	3	128	H	Villanova	2	0
19	A	Georgetown		1	3	48	H	Xavier		4	1	67	H	St. John's (NY)		2	2	129	H	Drake	6	1
22	H	Virginia Tech		0	2							98	A	Omaha		1	0	142	A	Marquette	3	4
																		146	H	Grand Canyon	1	0
																		163	A	Seton Hall	0	2
																		175	H	DePaul	2	0
LAST 10 GAMES																						
		67 A St. John's (NY)		1	3			48 H Xavier		4	1											
		19 A Georgetown		1	3			129 H Drake		6	1											
		175 H DePaul		2	0			67 H St. John's (NY)		2	2											
		142 A Marquette		3	4			163 A Seton Hall		0	2											
		109 A Providence		0	0			98 A Omaha		1	0											

Non-Div. I Games:

Creighton

Average RPI Win:		106	WON-LOST RECORD		WINNING PCT. RANK		LAST 10 GAMES		STRENGTH OF SCHEDULE		OPP. STRENGTH OF SCHEDULE		TEAM RPI		ADJ RPI		CONF. RPI		ADJ CONF. RPI					
Average RPI Loss:		54																						
DIV. I ONLY			8-6-3		.55882		69		5-3-2		63		43		61		.52331		58		9		9	
DIV. I NON-CONF.			6-3-1		.65		48		3-0-0		26		46		43		.55026		42		3		3	
TOTALS		RPI 1-25		RPI 26-50		W-L RECORDS		RPI 51-100		RPI 101-150		RPI 150+												
8-6-3		0-2-0		0-2-1		OVERALL		3-1-1		4-1-1		1-0-0												
5-2-1		0-0-0		0-1-1		HOME		1-1-0		3-0-0		1-0-0												
3-3-2		0-1-0		0-1-0		AWAY		2-0-1		1-1-1		0-0-0												
0-1-0		0-1-0		0-0-0		NEUTRAL		0-0-0		0-0-0		0-0-0												
6-3-1		0-2-0		0-0-0		NON-CONFERENCE		3-1-0		3-0-1		0-0-0												
3-1-0		0-0-0		0-0-0		HOME		1-1-0		2-0-0		0-0-0												
3-1-1		0-1-0		0-0-		AWAY		2-0-0		1-0-1		0-0-0												
0-1-0		0-1-0		0-0-0		NEUTRAL		0-0-0		0-0-0		0-0-0												
2-3-2		0-0-0		0-2-1		CONFERENCE		0-0-1		1-1-0		1-0-0												
2-1-1		0-0-0		0-1-1		HOME		0-0-0		1-0-0		1-0-0												
0-2-1		0-0-0		0-1-0		AWAY		0-0-1		0-1-0		0-0-0												
0-0-0		0-0-0		0-0-0		NEUTRAL		0-0-0		0-0-0		0-0-0												
RPI	S	Opponent		Score		RPI	S	Opponent		Score		RPI	S	Opponent		Score		RPI	S	Opponent		Score		
4	N	Indiana		0	1	35	A	Pacific		1	3	51	H	UCLA		3	1	102	H	CSUN		2	0	
10	A	Notre Dame		0	2	40	H	Portland		1	1	61	A	UC Davis		2	1	108	A	Cal St. Fullerton		1	1	
						43	H	San Francisco		0	1	70	A	San Jose St.		1	0	126	H	Gonzaga		2	1	
												76	A	Saint Mary's (CA)		2	2	130	A	Sacramento St.		2	0	
												87	H	Lipscomb		2	3	140	H	UC Santa Barbara		1	0	
																		143	A	Santa Clara		0	1	
																		168	H	Loyola Marymount		2	0	
LAST 10 GAMES																								
						143	A	Santa Clara		0	1	126	H	Gonzaga		2	1							
						43	H	San Francisco		0	1	40	H	Portland		1	1							
						76	A	Saint Mary's (CA)		2	2	168	H	Loyola Marymount		2	0							
						35	A	Pacific		1	3	70	A	San Jose St.		1	0							
						51	H	UCLA		3	1	102	H	CSUN		2	0							

Non-Div. I Games:

San Diego

Average RPI Win:	136	WON-LOST RECORD	WINNING PCT. RANK	LAST 10 GAMES	STRENGTH OF SCHEDULE	OPP. STRENGTH OF SCHEDULE	TEAM RPI	ADJ RPI	CONF. RPI	ADJ CONF. RPI	
Average RPI Loss:	91										
DIV. I ONLY	11-6-1	.63889	41	7-3-0	115	136	60	.52292	59	20	20
DIV. I NON-CONF.	4-3-1	.5625	76	1-0-0	30	50	26	.57181	25	16	17
<hr/>											
TOTALS	RPI 1-25	RPI 26-50		W-L RECORDS	RPI 51-100		RPI 101-150		RPI 150+		
11-6-1	0-1-0	0-1-1		OVERALL	2-0-0		4-3-0		5-1-0		
7-2-0	0-0-0	0-1-0		HOME	1-0-0		2-1-0		4-0-0		
4-4-1	0-1-0	0-0-1		AWAY	1-0-0		2-2-0		1-1-0		
0-0-0	0-0-0	0-0-0		NEUTRAL	0-0-0		0-0-0		0-0-0		
<hr/>											
4-3-1	0-1-0	0-1-1		NON-CONFERENCE	2-0-0		1-1-0		1-0-0		
2-1-0	0-0-0	0-1-0		HOME	1-0-0		1-0-0		0-0-0		
2-2-1	0-1-0	0-1-		AWAY	1-0-0		0-1-0		1-0-0		
0-0-0	0-0-0	0-0-0		NEUTRAL	0-0-0		0-0-0		0-0-0		
<hr/>											
7-3-0	0-0-0	0-0-0		CONFERENCE	0-0-0		3-2-0		4-1-0		
5-1-0	0-0-0	0-0-0		HOME	0-0-0		1-1-0		4-0-0		
2-2-0	0-0-0	0-0-0		AWAY	0-0-0		2-1-0		0-1-0		
0-0-0	0-0-0	0-0-0		NEUTRAL	0-0-0		0-0-0		0-0-0		
<hr/>											
RPI S	Opponent	Score	RPI S	Opponent	Score	RPI S	Opponent	Score	RPI S	Opponent	Score
17 A	SMU	0 4	30 H	Pittsburgh	0 1	67 H	St. John's (NY)	1 0	103 A	Cleveland St.	1 2
			34 A	William & Mary	0 0	73 A	High Point	1 0	106 A	Lehigh	2 4
									107 A	Colgate	2 1
									107 H	Colgate	2 3
									111 H	Army West Point	2 1
									128 H	Villanova	1 0
									138 A	Boston U.	2 1
									153 H	Holy Cross	3 0
									159 A	La Salle	5 4
									179 H	Lafayette	1 0
									183 H	American	4 1
									185 A	Bucknell	0 1
									203 H	Navy	2 0
			LAST 10 GAMES								
			107 H	Colgate	2 3	138 A	Boston U.	2 1			
			179 H	Lafayette	1 0	73 A	High Point	1 0			
			106 A	Lehigh	2 4	111 H	Army West Point	2 1			
			183 H	American	4 1	185 A	Bucknell	0 1			
			153 H	Holy Cross	3 0	203 H	Navy	2 0			

Non-Div. I Games:

Loyola Maryland

Average RPI Win:	128	WON-LOST	WINNING	LAST 10	STRENGTH OF	OPP. STRENGTH	TEAM	ADJ	CONF.	ADJ CONF.	
Average RPI Loss:	102	RECORD	PCT. RANK	GAMES	SCHEDULE	OF SCHEDULE	RPI	RPI	RPI	RPI	
DIV. I ONLY	12-4-3	.71053	24	7-0-3	138	152	50	.52216	60	18	18
DIV. I NON-CONF.	4-3-0	.57143	71	0-0-0	166	142	74	.50738	77	23	21
<hr/>											
TOTALS	RPI 1-25	RPI 26-50		W-L RECORDS	RPI 51-100		RPI 101-150		RPI 150+		
12-4-3	0-0-0	0-1-0		OVERALL	5-1-1		3-1-0		4-1-2		
6-1-2	0-0-0	0-0-0		HOME	3-1-1		1-0-0		2-0-1		
5-3-1	0-0-0	0-1-0		AWAY	2-0-0		2-1-0		1-1-1		
1-0-0	0-0-0	0-0-0		NEUTRAL	0-0-0		0-0-0		1-0-0		
<hr/>											
4-3-0	0-0-0	0-1-0		NON-CONFERENCE	2-0-0		0-1-0		2-1-0		
2-0-0	0-0-0	0-0-0		HOME	1-0-0		0-0-0		1-0-0		
1-3-0	0-0-0	0-0-		AWAY	1-0-0		0-1-0		0-1-0		
1-0-0	0-0-0	0-0-0		NEUTRAL	0-0-0		0-0-0		1-0-0		
<hr/>											
8-1-3	0-0-0	0-0-0		CONFERENCE	3-1-1		3-0-0		2-0-2		
4-1-2	0-0-0	0-0-0		HOME	2-1-1		1-0-0		1-0-1		
4-0-1	0-0-0	0-0-0		AWAY	1-0-0		2-0-0		1-0-1		
0-0-0	0-0-0	0-0-0		NEUTRAL	0-0-0		0-0-0		0-0-0		
<hr/>											
RPI S	Opponent	Score	RPI S	Opponent	Score	RPI S	Opponent	Score	RPI S	Opponent	Score
			40 A	Portland	0 6	54 H	Rider	3 0	111 A	Army West Point	0 3
						54 H	Rider	1 0	117 H	Monmouth	2 1
						82 H	Canisius	2 3	134 A	Marist	1 0
						88 H	Temple	2 0	137 A	Manhattan	1 0
						95 A	Oregon St.	2 1	152 A	Iona	0 0
						96 A	Quinnipiac	1 0	174 A	Hartwick	1 2
						96 H	Quinnipiac	0 0	179 H	Lafayette	2 1
									181 H	Siena	1 1
									193 H	Saint Peter's	1 0
									194 N	Robert Morris	2 1
									197 A	Niagara	2 1
<hr/>											
			LAST 10 GAMES								
			54 H	Rider	1 0	137 A	Manhattan	1 0			
			96 H	Quinnipiac	0 0	152 A	Iona	0 0			
			54 H	Rider	3 0	193 H	Saint Peter's	1 0			
			197 A	Niagara	2 1	181 H	Siena	1 1			
			117 H	Monmouth	2 1	134 A	Marist	1 0			

Non-Div. I Games:

Fairfield

Average RPI Win:		120	WON-LOST RECORD		WINNING PCT. RANK		LAST 10 GAMES		STRENGTH OF SCHEDULE		OPP. STRENGTH OF SCHEDULE		TEAM RPI		ADJ RPI		CONF. RPI		ADJ CONF. RPI				
DIV. I ONLY			11-7-3		.59524	58	7-2-1		65		109		54		.52162	61		14		13			
DIV. I NON-CONF.			3-5-1		.38889	145	0-0-0		40		57		42		.54739	44		11		11			
TOTALS		RPI 1-25		RPI 26-50		W-L RECORDS		RPI 51-100		RPI 101-150		RPI 150+											
11-7-3		0-1-0		1-1-0		OVERALL		1-4-1		7-0-2		2-1-0											
7-2-2		0-0-0		1-0-0		HOME		0-2-0		4-0-2		2-0-0											
4-5-1		0-1-0		0-1-0		AWAY		1-2-1		3-0-0		0-1-0											
0-0-0		0-0-0		0-0-0		NEUTRAL		0-0-0		0-0-0		0-0-0											
3-5-1		0-1-0		1-1-0		NON-CONFERENCE		0-3-1		0-0-0		2-0-0											
3-1-0		0-0-0		1-0-0		HOME		0-1-0		0-0-0		2-0-0											
0-4-1		0-1-0		0-0-		AWAY		0-2-1		0-0-0		0-0-0											
0-0-0		0-0-0		0-0-0		NEUTRAL		0-0-0		0-0-0		0-0-0											
8-2-2		0-0-0		0-0-0		CONFERENCE		1-1-0		7-0-2		0-1-0											
4-1-2		0-0-0		0-0-0		HOME		0-1-0		4-0-2		0-0-0											
4-1-0		0-0-0		0-0-0		AWAY		1-0-0		3-0-0		0-1-0											
0-0-0		0-0-0		0-0-0		NEUTRAL		0-0-0		0-0-0		0-0-0											
RPI	S	Opponent		Score		RPI	S	Opponent		Score		RPI	S	Opponent		Score							
17	A	SMU		2	3	27	A	Air Force		0	3	52	A	Denver		0	3	102	H	CSUN	4	2	
						43	H	San Francisco		3	1	58	H	San Diego		1	2	102	H	CSUN	1	1	
												70	A	San Jose St.		2	3	108	A	Cal St. Fullerton	2	1	
												76	A	Saint Mary's (CA)		1	1	108	H	Cal St. Fullerton	0	0	
												93	A	Cal Poly		2	1	114	H	UC Irvine	2	0	
												93	H	Cal Poly		2	3	130	A	Sacramento St.	2	0	
																		130	H	Sacramento St.	3	0	
																		140	A	UC Santa Barbara	5	0	
																		140	H	UC Santa Barbara	3	0	
																		156	H	CSU Bakersfield	2	1	
																		168	H	Loyola Marymount	3	2	
																		176	A	UC Riverside	0	2	
LAST 10 GAMES																							
108 H Cal St. Fullerton						0	0	93 H Cal Poly						2	3								
102 H CSUN						4	2	130 A Sacramento St.						2	0								
130 H Sacramento St.						3	0	140 H UC Santa Barbara						3	0								
93 A Cal Poly						2	1	176 A UC Riverside						0	2								
140 A UC Santa Barbara						5	0	108 A Cal St. Fullerton						2	1								

Non-Div. I Games:

UC Davis

Non-Div. I Games:

Radford

Average RPI Win:		136	WON-LOST		WINNING		LAST 10		STRENGTH OF		OPP. STRENGTH		TEAM	ADJ		CONF.	ADJ CONF.							
Average RPI Loss:		71	RECORD		PCT. RANK		GAMES		SCHEDULE		OF SCHEDULE		RPI	RPI		RPI	RPI							
DIV. I ONLY			12-7-1		.625		49		3-3-1		123		99		63		.51946		63		13		14	
DIV. I NON-CONF.			8-5-0		.61538		59		1-1-0		131		111		71		.5154		70		14		14	
TOTALS		RPI 1-25		RPI 26-50				W-L RECORDS				RPI 51-100				RPI 101-150				RPI 150+				
12-7-1		1-3-0		0-1-0				OVERALL				1-1-0				5-0-1				5-2-0				
5-3-1		0-2-0		0-0-0				HOME				0-0-0				2-0-1				3-1-0				
6-4-0		1-1-0		0-1-0				AWAY				1-1-0				2-0-0				2-1-0				
1-0-0		0-0-0		0-0-0				NEUTRAL				0-0-0				1-0-0				0-0-0				
8-5-0		1-1-0		0-1-0				NON-CONFERENCE				1-1-0				3-0-0				3-2-0				
4-2-0		0-1-0		0-0-0				HOME				0-0-0				2-0-0				2-1-0				
4-3-0		1-0-0		0-0-				AWAY				1-1-0				1-0-0				1-1-0				
0-0-0		0-0-0		0-0-0				NEUTRAL				0-0-0				0-0-0				0-0-0				
4-2-1		0-2-0		0-0-0				CONFERENCE				0-0-0				2-0-1				2-0-0				
1-1-1		0-1-0		0-0-0				HOME				0-0-0				0-0-1				1-0-0				
2-1-0		0-1-0		0-0-0				AWAY				0-0-0				1-0-0				1-0-0				
1-0-0		0-0-0		0-0-0				NEUTRAL				0-0-0				1-0-0				0-0-0				
RPI	S	Opponent		Score		RPI	S	Opponent		Score		RPI	S	Opponent		Score		RPI	S	Opponent		Score		
1	A	Wake Forest		2	1	32	A	Charlotte		3	4	81	A	Col. of Charleston		1	0	104	H	UAB		4	1	
5	H	Louisville		0	1							87	A	Lipscomb		0	1	112	A	Ga. Southern		3	1	
23	A	Coastal Caro.		0	2													112	N	Ga. Southern		3	1	
23	H	Coastal Caro.		1	3													120	A	Presbyterian		2	0	
																		121	H	Appalachian St.		0	0	
																		150	H	Mercer		2	0	
																		162	A	Jacksonville		1	2	
																		167	H	Belmont		0	1	
																		174	A	Hartwick		3	0	
																		190	H	USC Upstate		2	0	
																		191	H	Winthrop		3	2	
																		196	H	Howard		3	0	
																		202	A	UNC Asheville		3	1	
LAST 10 GAMES																								
		23 A Coastal Caro.		0	2			121 H Appalachian St.		0	0													
		112 N Ga. Southern		3	1			202 A UNC Asheville		3	1													
		23 H Coastal Caro.		1	3			196 H Howard		3	0													
		174 A Hartwick		3	0			112 A Ga. Southern		3	1													
		32 A Charlotte		3	4			104 H UAB		4	1													

Non-Div. I Games:

Georgia St.

Average RPI Win: 79		WON-LOST RECORD		WINNING PCT. RANK		LAST 10 GAMES		STRENGTH OF SCHEDULE		OPP. STRENGTH OF SCHEDULE		TEAM RPI		ADJ RPI		CONF. RPI		ADJ CONF. RPI	
DIV. I ONLY		6-8-1		.43333 136		4-6-0		29		32		69		.51851 64		6		6	
DIV. I NON-CONF.		3-4-1		.4375 130		1-2-0		28		26		62		.5263 54		6		6	
TOTALS		RPI 1-25		RPI 26-50		W-L RECORDS		RPI 51-100		RPI 101-150		RPI 150+							
6-8-1		2-0-1		0-2-0		OVERALL		2-6-0		2-0-0		0-0-0							
3-4-1		1-0-1		0-2-0		HOME		2-2-0		0-0-0		0-0-0							
3-4-0		1-0-0		0-0-0		AWAY		0-4-0		2-0-0		0-0-0							
0-0-0		0-0-0		0-0-0		NEUTRAL		0-0-0		0-0-0		0-0-0							
3-4-1		1-0-1		0-1-0		NON-CONFERENCE		1-3-0		1-0-0		0-0-0							
1-2-1		0-0-1		0-1-0		HOME		1-1-0		0-0-0		0-0-0							
2-2-0		1-0-0		0-0-		AWAY		0-2-0		1-0-0		0-0-0							
0-0-0		0-0-0		0-0-0		NEUTRAL		0-0-0		0-0-0		0-0-0							
3-4-0		1-0-0		0-1-0		CONFERENCE		1-3-0		1-0-0		0-0-0							
2-2-0		1-0-0		0-1-0		HOME		1-1-0		0-0-0		0-0-0							
1-2-0		0-0-0		0-0-0		AWAY		0-2-0		1-0-0		0-0-0							
0-0-0		0-0-0		0-0-0		NEUTRAL		0-0-0		0-0-0		0-0-0							
RPI	S	Opponent		Score		RPI	S	Opponent		Score		RPI	S	Opponent		Score			
11	A	Stanford		2	0	44	H	South Fla.		2	3	52	H	Denver		2	1		
17	H	SMU		1	0	47	H	Saint Louis		1	2	53	A	UCF		0	3		
24	H	Wisconsin		2	2							57	A	Creighton		1	2		
												71	H	Brown		1	2		
												88	H	Temple		1	3		
												90	A	UConn		0	1		
												97	A	Missouri St.		0	2		
												100	H	Cincinnati		1	0		
LAST 10 GAMES																			
						149	A	Memphis		6	0	52	H	Denver		2	1		
						100	H	Cincinnati		1	0	44	H	South Fla.		2	3		
						47	H	Saint Louis		1	2	90	A	UConn		0	1		
						88	H	Temple		1	3	17	H	SMU		1	0		
						53	A	UCF		0	3	57	A	Creighton		1	2		

Non-Div. I Games:

Tulsa

Average RPI Win:	129	WON-LOST	WINNING	LAST 10	STRENGTH OF	OPP. STRENGTH	TEAM	ADJ	CONF.	ADJ CONF.		
Average RPI Loss:	66	RECORD	PCT. RANK	GAMES	SCHEDULE	OF SCHEDULE	RPI	RPI	RPI	RPI		
DIV. I ONLY		9-7-2	.55556	73	6-3-1	76	111	68	.51659	65	10	10
DIV. I NON-CONF.		3-4-2	.44444	127	0-0-1	39	112	50	.53469	49	12	12
<hr/>												
TOTALS	RPI 1-25	RPI 26-50		W-L RECORDS		RPI 51-100		RPI 101-150		RPI 150+		
9-7-2	1-1-0	0-3-0		OVERALL		2-1-2		3-1-0		3-1-0		
5-2-1	0-0-0	0-2-0		HOME		2-0-1		2-0-0		1-0-0		
4-5-1	1-1-0	0-1-0		AWAY		0-1-1		1-1-0		2-1-0		
0-0-0	0-0-0	0-0-0		NEUTRAL		0-0-0		0-0-0		0-0-0		
<hr/>												
3-4-2	0-1-0	0-1-0		NON-CONFERENCE		0-1-2		2-1-0		1-0-0		
1-1-1	0-0-0	0-1-0		HOME		0-0-1		1-0-0		0-0-0		
2-3-1	0-1-0	0-0-		AWAY		0-1-1		1-1-0		1-0-0		
0-0-0	0-0-0	0-0-0		NEUTRAL		0-0-0		0-0-0		0-0-0		
<hr/>												
6-3-0	1-0-0	0-2-0		CONFERENCE		2-0-0		1-0-0		2-1-0		
4-1-0	0-0-0	0-1-0		HOME		2-0-0		1-0-0		1-0-0		
2-2-0	1-0-0	0-1-0		AWAY		0-0-0		0-0-0		1-1-0		
0-0-0	0-0-0	0-0-0		NEUTRAL		0-0-0		0-0-0		0-0-0		
<hr/>												
RPI S	Opponent	Score		RPI S	Opponent	Score		RPI S	Opponent	Score		
2 A	North Carolina	1	4	34 H	William & Mary	1	2	68 A	St. Francis Brooklyn	1	3	
13 A	VCU	2	1	39 A	Rhode Island	1	2	72 A	Stony Brook	1	1	
				39 H	Rhode Island	0	1	83 H	UMBC	1	1	
								94 H	Dayton	2	0	
								99 H	Davidson	2	0	

Non-Div. I Games:

George Washington

Average RPI Win:	127	WON-LOST RECORD	WINNING PCT. RANK	LAST 10 GAMES	STRENGTH OF SCHEDULE	OPP. STRENGTH OF SCHEDULE	TEAM RPI	ADJ RPI	CONF. RPI	ADJ CONF. RPI					
DIV. I ONLY		8-6-4	.55556	73	4-3-3	74	50	67	.51583	66	7	7			
DIV. I NON-CONF.		5-2-2	.66667	42	1-0-2	78	104	72	.51344	73	4	5			
<hr/>															
TOTALS	RPI 1-25	RPI 26-50		W-L RECORDS		RPI 51-100		RPI 101-150		RPI 150+					
8-6-4	0-1-0	0-5-1		OVERALL		1-0-3		5-0-0		2-0-0					
5-1-3	0-0-0	0-1-1		HOME		1-0-2		3-0-0		1-0-0					
3-4-1	0-1-0	0-3-0		AWAY		0-0-1		2-0-0		1-0-0					
0-1-0	0-0-0	0-1-0		NEUTRAL		0-0-0		0-0-0		0-0-0					
5-2-2	0-0-0	0-2-0		NON-CONFERENCE		1-0-2		3-0-0		1-0-0					
3-0-2	0-0-0	0-0-0		HOME		1-0-2		2-0-0		0-0-0					
2-2-0	0-0-0	0-0-		AWAY		0-0-0		1-0-0		1-0-0					
0-0-0	0-0-0	0-0-0		NEUTRAL		0-0-0		0-0-0		0-0-0					
3-4-2	0-1-0	0-3-1		CONFERENCE		0-0-1		2-0-0		1-0-0					
2-1-1	0-0-0	0-1-1		HOME		0-0-0		1-0-0		1-0-0					
1-2-1	0-1-0	0-1-0		AWAY		0-0-1		1-0-0		0-0-0					
0-1-0	0-0-0	0-1-0		NEUTRAL		0-0-0		0-0-0		0-0-0					
<hr/>															
RPI	S	Opponent	Score	RPI	S	Opponent	Score	RPI	S	Opponent	Score				
21	A	FIU	0 4	28	A	Old Dominion	0 1	51	H	UCLA	1 1	102	H	CSUN	2 1
				32	H	Charlotte	0 0	52	H	Denver	0 0	104	H	UAB	2 0
				32	N	Charlotte	0 1	78	H	UNLV	3 0	114	H	UC Irvine	2 1
				37	A	Washington	1 2	84	A	South Carolina	2 2	127	A	Marshall	2 1
				49	H	Kentucky	0 1					142	A	Marquette	4 1
				50	A	Seattle U	0 1					168	A	Loyola Marymount	3 0
												177	H	Fla. Atlantic	3 1
<hr/>															
				LAST 10 GAMES											
				32	N	Charlotte	0 1	51	H	UCLA	1 1				
				28	A	Old Dominion	0 1	104	H	UAB	2 0				
				32	H	Charlotte	0 0	177	H	Fla. Atlantic	3 1				
				52	H	Denver	0 0	168	A	Loyola Marymount	3 0				
				21	A	FIU	0 4	127	A	Marshall	2 1				

Non-Div. I Games:

New Mexico

Average RPI Win:	112	WON-LOST RECORD	WINNING PCT. RANK	LAST 10 GAMES	STRENGTH OF SCHEDULE	OPP. STRENGTH OF SCHEDULE	TEAM RPI	ADJ RPI	CONF. RPI	ADJ CONF. RPI		
DIV. I ONLY		9-7-3	.55263	80	4-4-2	60	82	64	.51277	67	8	8
DIV. I NON-CONF.		3-4-1	.4375	130	0-1-0	102	136	82	.50101	86	8	7
<hr/>												
TOTALS	RPI 1-25	RPI 26-50		W-L RECORDS		RPI 51-100		RPI 101-150		RPI 150+		
9-7-3	1-2-0	1-1-0		OVERALL		2-1-2		2-2-1		3-1-0		
6-2-1	1-0-0	1-1-0		HOME		2-0-1		2-1-0		0-0-0		
3-5-2	0-2-0	0-0-0		AWAY		0-1-1		0-1-1		3-1-0		
0-0-0	0-0-0	0-0-0		NEUTRAL		0-0-0		0-0-0		0-0-0		
<hr/>												
3-4-1	0-0-0	0-1-0		NON-CONFERENCE		1-1-1		1-1-0		1-1-0		
2-1-1	0-0-0	0-1-0		HOME		1-0-1		1-0-0		0-0-0		
1-3-0	0-0-0	0-0-		AWAY		0-1-0		0-1-0		1-1-0		
0-0-0	0-0-0	0-0-0		NEUTRAL		0-0-0		0-0-0		0-0-0		
<hr/>												
6-3-2	1-2-0	1-0-0		CONFERENCE		1-0-1		1-1-1		2-0-0		
4-1-0	1-0-0	1-0-0		HOME		1-0-0		1-1-0		0-0-0		
2-2-2	0-2-0	0-0-0		AWAY		0-0-1		0-0-1		2-0-0		
0-0-0	0-0-0	0-0-0		NEUTRAL		0-0-0		0-0-0		0-0-0		
<hr/>												
RPI S	Opponent	Score	RPI S	Opponent	Score	RPI S	Opponent	Score	RPI S	Opponent	Score	
14 A	Butler	0 1	26 H	Fordham	0 1	57 A	Creighton	2 2	106 A	Lehigh	1 2	
19 A	Georgetown	1 2	48 H	Xavier	3 0	57 H	Creighton	3 1	109 A	Providence	0 0	
19 H	Georgetown	1 0				59 A	Loyola Maryland	0 1	128 H	Villanova	2 1	
						80 H	Hofstra	0 0	140 H	UC Santa Barbara	2 1	
						88 H	Temple	2 0	142 H	Marquette	0 1	
									161 A	Princeton	0 1	
									163 A	Seton Hall	1 0	
									175 A	DePaul	1 0	
									189 A	Drexel	3 0	
<hr/>												
LAST 10 GAMES												
57 H Creighton						175 A DePaul						
19 A Georgetown						142 H Marquette						
109 A Providence						161 A Princeton						
19 H Georgetown						57 A Creighton						
128 H Villanova						14 A Butler						

Non-Div. I Games:

St. John's (NY)

Average RPI Win:	158	WON-LOST	WINNING	LAST 10	STRENGTH OF	OPP. STRENGTH	TEAM	ADJ	CONF.	ADJ CONF.					
Average RPI Loss:	101	RECORD	PCT. RANK	GAMES	SCHEDULE	OF SCHEDULE	RPI	RPI	RPI	RPI					
DIV. I ONLY	14-4-1	.76316	15	9-0-1	200	172	62	.51152	68	22	24				
DIV. I NON-CONF.	6-4-0	.6	69	1-0-0	165	150	53	.52414	58	24	24				
<hr/>															
TOTALS	RPI 1-25	RPI 26-50		W-L RECORDS		RPI 51-100		RPI 101-150		RPI 150+					
14-4-1	0-1-0	0-0-0		OVERALL		1-0-0		5-3-0		8-0-1					
8-1-1	0-0-0	0-0-0		HOME		1-0-0		2-1-0		5-0-1					
6-3-0	0-1-0	0-0-0		AWAY		0-0-0		3-2-0		3-0-0					
0-0-0	0-0-0	0-0-0		NEUTRAL		0-0-0		0-0-0		0-0-0					
<hr/>															
6-4-0	0-1-0	0-0-0		NON-CONFERENCE		1-0-0		1-3-0		4-0-0					
3-1-0	0-0-0	0-0-0		HOME		1-0-0		0-1-0		2-0-0					
3-3-0	0-1-0	0-0-		AWAY		0-0-0		1-2-0		2-0-0					
0-0-0	0-0-0	0-0-0		NEUTRAL		0-0-0		0-0-0		0-0-0					
<hr/>															
8-0-1	0-0-0	0-0-0		CONFERENCE		0-0-0		4-0-0		4-0-1					
5-0-1	0-0-0	0-0-0		HOME		0-0-0		2-0-0		3-0-1					
3-0-0	0-0-0	0-0-0		AWAY		0-0-0		2-0-0		1-0-0					
0-0-0	0-0-0	0-0-0		NEUTRAL		0-0-0		0-0-0		0-0-0					
<hr/>															
RPI S	Opponent	Score		RPI S	Opponent	Score		RPI S	Opponent	Score					
18 A	Massachusetts	1	2					65 H	George Washington	3	1				
								113 H	Saint Francis (PA)	1	0				
								115 A	Cornell	1	2				
								123 A	Fairleigh Dickinson	1	0				
								123 A	NJIT	0	3				
								137 A	Manhattan	2	1				
								144 A	LIU Brooklyn	2	1				
								144 H	LIU Brooklyn	5	0				
								148 H	Hartford	0	1				
								171 A	Central Conn. St.	1	0				
								174 H	Hartwick	2	1				
								179 H	Lafayette	2	1				
								186 H	Bryant	1	0				
								193 A	Saint Peter's	3	2				
								194 H	Robert Morris	3	0				
								194 H	Robert Morris	3	1				
								196 A	Howard	1	0				
								199 H	Sacred Heart	0	0				
								LAST 10 GAMES							
								144 H	LIU Brooklyn	5	0	113 H	Saint Francis (PA)	1	0
								194 H	Robert Morris	3	0	194 H	Robert Morris	3	1
144 A	LIU Brooklyn	2	1	199 H	Sacred Heart	0	0								
186 H	Bryant	1	0	123 A	Fairleigh Dickinson	1	0								
171 A	Central Conn. St.	1	0	174 H	Hartwick	2	1								

Non-Div. I Games:

St. Francis Brooklyn

Average RPI Win:	154	WON-LOST RECORD	WINNING PCT. RANK	LAST 10 GAMES	STRENGTH OF SCHEDULE	OPP. STRENGTH OF SCHEDULE	TEAM RPI	ADJ RPI	CONF. RPI	ADJ CONF. RPI					
DIV. I ONLY		9-2-7	.69444	26	6-0-4	140	183	70	.51042	69	23	23			
DIV. I NON-CONF.		3-2-2	.57143	71	0-0-0	49	146	37	.55108	41	21	23			
<hr/>															
TOTALS	RPI 1-25	RPI 26-50		W-L RECORDS		RPI 51-100		RPI 101-150		RPI 150+					
9-2-7	0-0-0	0-1-0		OVERALL		2-0-5		3-1-2		4-0-0					
3-1-4	0-0-0	0-1-0		HOME		1-0-3		0-0-1		2-0-0					
6-1-2	0-0-0	0-0-0		AWAY		1-0-2		3-1-0		2-0-0					
0-0-1	0-0-0	0-0-0		NEUTRAL		0-0-0		0-0-1		0-0-0					
3-2-2	0-0-0	0-1-0		NON-CONFERENCE		1-0-2		2-1-0		0-0-0					
1-1-1	0-0-0	0-1-0		HOME		1-0-1		0-0-0		0-0-0					
2-1-1	0-0-0	0-0-		AWAY		0-0-1		2-1-0		0-0-0					
0-0-0	0-0-0	0-0-0		NEUTRAL		0-0-0		0-0-0		0-0-0					
6-0-5	0-0-0	0-0-0		CONFERENCE		1-0-3		1-0-2		4-0-0					
2-0-3	0-0-0	0-0-0		HOME		0-0-2		0-0-1		2-0-0					
4-0-1	0-0-0	0-0-0		AWAY		1-0-1		1-0-0		2-0-0					
0-0-1	0-0-0	0-0-0		NEUTRAL		0-0-0		0-0-1		0-0-0					
RPI	S	Opponent	Score	RPI	S	Opponent	Score	RPI	S	Opponent	Score				
				49	H	Kentucky	1 2	62	H	Radford	1 1	121	A	Appalachian St.	1 0
								85	A	Furman	1 1	131	A	Liberty	1 0
								85	H	Furman	0 0	133	A	George Mason	1 3
								87	H	Lipscomb	3 2	150	A	Mercer	1 0
								91	A	UNCG	2 1	150	H	Mercer	0 0
								91	H	UNCG	0 0	150	N	Mercer	0 0
								94	A	Dayton	1 1	200	A	Wofford	3 2
												200	H	Wofford	4 1
												205	A	VMI	5 0
												205	H	VMI	4 0
<hr/>															
LAST 10 GAMES															
				150	N	Mercer	0 0	91	A	UNCG	2 1				
				200	H	Wofford	4 1	150	H	Mercer	0 0				
				150	A	Mercer	1 0	85	H	Furman	0 0				
				85	A	Furman	1 1	205	A	VMI	5 0				
				205	H	VMI	4 0	200	A	Wofford	3 2				

Non-Div. I Games:

ETSU

Average RPI Win:	131	WON-LOST RECORD	WINNING PCT. RANK	LAST 10 GAMES	STRENGTH OF SCHEDULE	OPP. STRENGTH OF SCHEDULE	TEAM RPI	ADJ RPI	CONF. RPI	ADJ CONF. RPI	
DIV. I ONLY	9-11-1	.45238	119	7-2-0	23	145	71	.50892	70	16	16
DIV. I NON-CONF.	2-6-0	.25	176	0-0-0	17	90	51	.52787	52	15	15
<hr/>											
TOTALS	RPI 1-25	RPI 26-50		W-L RECORDS	RPI 51-100		RPI 101-150		RPI 150+		
9-11-1	0-1-0	1-5-0		OVERALL	2-2-0		0-3-0		6-0-1		
4-6-0	0-1-0	0-1-0		HOME	2-2-0		0-2-0		2-0-0		
3-4-1	0-0-0	0-3-0		AWAY	0-0-0		0-1-0		3-0-1		
2-1-0	0-0-0	1-1-0		NEUTRAL	0-0-0		0-0-0		1-0-0		
<hr/>											
2-6-0	0-1-0	0-2-0		NON-CONFERENCE	2-1-0		0-2-0		0-0-0		
2-3-0	0-1-0	0-0-0		HOME	2-1-0		0-1-0		0-0-0		
0-3-0	0-0-0	0-0-		AWAY	0-0-0		0-1-0		0-0-0		
0-0-0	0-0-0	0-0-0		NEUTRAL	0-0-0		0-0-0		0-0-0		
<hr/>											
7-5-1	0-0-0	1-3-0		CONFERENCE	0-1-0		0-1-0		6-0-1		
2-3-0	0-0-0	0-1-0		HOME	0-1-0		0-1-0		2-0-0		
3-1-1	0-0-0	0-1-0		AWAY	0-0-0		0-0-0		3-0-1		
2-1-0	0-0-0	1-1-0		NEUTRAL	0-0-0		0-0-0		1-0-0		
<hr/>											
RPI S	Opponent	Score		RPI S	Opponent	Score		RPI S	Opponent	Score	
11 H	Stanford	0	4	27 H	Air Force	0	4	58 H	San Diego	0	1
				27 N	Air Force	1	0	102 A	CSUN	1	2
				35 A	Pacific	1	2	130 H	Sacramento St.	0	2
				43 A	San Francisco	2	5	146 H	Grand Canyon	0	1
				50 A	Seattle U	0	1	151 A	Utah Valley	1	1
				50 N	Seattle U	1	2	156 H	CSU Bakersfield	1	0
								160 A	UTRGV	1	0
								160 N	UTRGV	2	0
								170 A	Houston Baptist	1	0
								180 H	UMKC	4	3
								188 A	Incarnate Word	2	0
<hr/>											
LAST 10 GAMES											
				50 N	Seattle U	1	2	27 H	Air Force	0	4
				160 N	UTRGV	2	0	160 A	UTRGV	1	0
				156 H	CSU Bakersfield	1	0	188 A	Incarnate Word	2	0
				180 H	UMKC	4	3	170 A	Houston Baptist	1	0
				27 N	Air Force	1	0	146 H	Grand Canyon	0	1

Non-Div. I Games:

San Jose St.

Average RPI Win:	144	WON-LOST	WINNING	LAST 10	STRENGTH OF	OPP. STRENGTH	TEAM	ADJ	CONF.	ADJ CONF.		
Average RPI Loss:	47	RECORD	PCT. RANK	GAMES	SCHEDULE	OF SCHEDULE	RPI	RPI	RPI	RPI		
DIV. I ONLY		7-6-5	.52778	89	2-4-3	56	98	73	.50815	72	5	5
DIV. I NON-CONF.		6-2-2	.7	35	1-0-1	101	168	97	.48997	98	10	10
<hr/>												
TOTALS	RPI 1-25	RPI 26-50		W-L RECORDS		RPI 51-100		RPI 101-150		RPI 150+		
7-6-5	0-3-0	0-1-1		OVERALL		2-1-2		1-1-2		4-0-0		
5-2-4	0-0-0	0-0-1		HOME		1-1-1		1-1-2		3-0-0		
2-4-1	0-3-0	0-1-0		AWAY		1-0-1		0-0-0		1-0-0		
0-0-0	0-0-0	0-0-0		NEUTRAL		0-0-0		0-0-0		0-0-0		
<hr/>												
6-2-2	0-1-0	0-0-0		NON-CONFERENCE		1-0-2		1-1-0		4-0-0		
5-1-1	0-0-0	0-0-0		HOME		1-0-1		1-1-0		3-0-0		
1-1-1	0-1-0	0-0-		AWAY		0-0-1		0-0-0		1-0-0		
0-0-0	0-0-0	0-0-0		NEUTRAL		0-0-0		0-0-0		0-0-0		
<hr/>												
1-4-3	0-2-0	0-1-1		CONFERENCE		1-1-0		0-0-2		0-0-0		
0-1-3	0-0-0	0-0-1		HOME		0-1-0		0-0-2		0-0-0		
1-3-0	0-2-0	0-1-0		AWAY		1-0-0		0-0-0		0-0-0		
0-0-0	0-0-0	0-0-0		NEUTRAL		0-0-0		0-0-0		0-0-0		
<hr/>												
RPI S	Opponent	Score		RPI S	Opponent	Score		RPI S	Opponent	Score		
19 A	Georgetown	2	3	31 H	Albany (NY)	0	0	65 H	George Washington	1	1	
20 A	New Hampshire	0	1	38 A	UMass Lowell	0	1	74 H	Vermont	1	2	
20 A	New Hampshire	0	2					80 A	Hofstra	1	1	
								82 H	Canisius	2	0	
								83 A	UMBC	2	0	

Non-Div. I Games:

Stony Brook

Average RPI Win:	148	WON-LOST RECORD	WINNING PCT. RANK	LAST 10 GAMES	STRENGTH OF SCHEDULE	OPP. STRENGTH OF SCHEDULE	TEAM RPI	ADJ RPI	CONF. RPI	ADJ CONF. RPI	
DIV. I ONLY	10-5-4	.63158	45	7-2-1	114	148	66	.50812	73	24	21
DIV. I NON-CONF.	2-4-3	.38889	145	0-1-0	64	51	46	.53523	48	22	20
<hr/>											
TOTALS	RPI 1-25	RPI 26-50		W-L RECORDS	RPI 51-100		RPI 101-150		RPI 150+		
10-5-4	0-2-0	0-1-0		OVERALL	2-1-1		3-1-2		5-0-1		
5-2-2	0-0-0	0-0-0		HOME	0-1-0		3-1-1		2-0-1		
5-3-2	0-2-0	0-1-0		AWAY	2-0-1		0-0-1		3-0-0		
0-0-0	0-0-0	0-0-0		NEUTRAL	0-0-0		0-0-0		0-0-0		
<hr/>											
2-4-3	0-2-0	0-1-0		NON-CONFERENCE	1-1-1		0-0-1		1-0-1		
1-1-1	0-0-0	0-0-0		HOME	0-1-0		0-0-0		1-0-1		
1-3-2	0-2-0	0-0-		AWAY	1-0-1		0-0-1		0-0-0		
0-0-0	0-0-0	0-0-0		NEUTRAL	0-0-0		0-0-0		0-0-0		
<hr/>											
8-1-1	0-0-0	0-0-0		CONFERENCE	1-0-0		3-1-1		4-0-0		
4-1-1	0-0-0	0-0-0		HOME	0-0-0		3-1-1		1-0-0		
4-0-0	0-0-0	0-0-0		AWAY	1-0-0		0-0-0		3-0-0		
0-0-0	0-0-0	0-0-0		NEUTRAL	0-0-0		0-0-0		0-0-0		
<hr/>											
RPI S	Opponent	Score		RPI S	Opponent	Score		RPI S	Opponent	Score	
1 A	Wake Forest	0	1	41 A	Elon	0	3	59 H	Loyola Maryland	0	1
3 A	Duke	2	3					120 H	Presbyterian	1	0
								120 H	Presbyterian	0	0
								121 A	Appalachian St.	0	0
								131 H	Liberty	3	1
								131 H	Liberty	2	0
								139 H	Campbell	0	1
								155 A	Gardner-Webb	3	1
								190 H	USC Upstate	1	1
								191 H	Winthrop	4	0
								196 H	Howard	1	0
								201 A	Longwood	1	0
								202 A	UNC Asheville	3	0
<hr/>											
LAST 10 GAMES											
120 H Presbyterian				0	0	155 A Gardner-Webb				3	1
131 H Liberty				3	1	191 H Winthrop				4	0
201 A Longwood				1	0	59 H Loyola Maryland				0	1
120 H Presbyterian				1	0	62 A Radford				2	1
131 H Liberty				2	0	139 H Campbell				0	1

Non-Div. I Games:

High Point

Non-Div. I Games:

Tie, Loss, Non-Conf,S Site, H Home, A Away, N Neutral Page 74

Average RPI Win:		143	WON-LOST RECORD		WINNING PCT. RANK		LAST 10 GAMES		STRENGTH OF SCHEDULE		OPP. STRENGTH OF SCHEDULE		TEAM RPI		ADJ RPI		CONF. RPI		ADJ CONF. RPI	
DIV. I ONLY			10-8-2		.55 84		6-3-1		89		122		75		.50521 75		15		15	
DIV. I NON-CONF.			6-4-0		.6 69		2-1-0		75		119		69		.51682 67		19		19	
TOTALS		RPI 1-25		RPI 26-50		W-L RECORDS		RPI 51-100		RPI 101-150		RPI 150+								
10-8-2		0-2-0		0-0-0		OVERALL		0-2-1		6-3-1		4-1-0								
6-2-1		0-0-0		0-0-0		HOME		0-0-0		2-2-1		4-0-0								
3-6-0		0-2-0		0-0-0		AWAY		0-2-0		3-1-0		0-1-0								
1-0-1		0-0-0		0-0-0		NEUTRAL		0-0-1		1-0-0		0-0-0								
6-4-0		0-2-0		0-0-0		NON-CONFERENCE		0-1-0		3-1-0		3-0-0								
5-0-0		0-0-0		0-0-0		HOME		0-0-0		2-0-0		3-0-0								
1-4-0		0-2-0		0-0-		AWAY		0-1-0		1-1-0		0-0-0								
0-0-0		0-0-0		0-0-0		NEUTRAL		0-0-0		0-0-0		0-0-0								
4-4-2		0-0-0		0-0-0		CONFERENCE		0-1-1		3-2-1		1-1-0								
1-2-1		0-0-0		0-0-0		HOME		0-0-0		0-2-1		1-0-0								
2-2-0		0-0-0		0-0-0		AWAY		0-1-0		2-0-0		0-1-0								
1-0-1		0-0-0		0-0-0		NEUTRAL		0-0-1		1-0-0		0-0-0								
RPI	S	Opponent		Score		RPI	S	Opponent		Score		RPI	S	Opponent		Score				
4	A	Indiana		0	4			87	A	Lipscomb	2	4	110	H	Milwaukee		3	2		
14	A	Butler		0	1			97	A	Missouri St.	0	1	122	H	Bradley		2	2		
								97	N	Missouri St.	0	0	125	A	Loyola Chicago		1	0		
													125	H	Loyola Chicago		0	3		
													125	N	Loyola Chicago		1	0		
													127	A	Marshall		1	0		
													129	A	Drake		1	0		
													129	H	Drake		0	1		
													136	H	Northern Ky.		2	1		
													146	A	Grand Canyon		0	1		
													158	H	Central Ark.		2	1		
													166	H	Northern Ill.		4	1		
													167	H	Belmont		3	2		
													169	A	Valparaiso		1	2		
													184	H	Eastern Ill.		2	0		
LAST 10 GAMES																				

Non-Div. I Games: Anderson (IN) 9 0

Evansville

Average RPI Win:	103	WON-LOST	WINNING	LAST 10	STRENGTH OF	OPP. STRENGTH	TEAM	ADJ	CONF.	ADJ CONF.	
Average RPI Loss:	64	RECORD	PCT. RANK	GAMES	SCHEDULE	OF SCHEDULE	RPI	RPI	RPI	RPI	
DIV. I ONLY	6-6-5	.5	97	4-3-3	57	59	82	.5036	76	9	9
DIV. I NON-CONF.	3-4-3	.45	125	1-1-1	27	81	56	.52508	56	3	3
<hr/>											
TOTALS	RPI 1-25	RPI 26-50		W-L RECORDS		RPI 51-100		RPI 101-150		RPI 150+	
6-6-5	0-1-0	1-2-1		OVERALL		1-2-2		3-1-2		1-0-0	
3-0-4	0-0-0	1-0-1		HOME		0-0-2		1-0-1		1-0-0	
3-6-1	0-1-0	0-2-0		AWAY		1-2-0		2-1-1		0-0-0	
0-0-0	0-0-0	0-0-0		NEUTRAL		0-0-0		0-0-0		0-0-0	
<hr/>											
3-4-3	0-1-0	0-1-0		NON-CONFERENCE		1-2-1		2-0-2		0-0-0	
1-0-2	0-0-0	0-0-0		HOME		0-0-1		1-0-1		0-0-0	
2-4-1	0-1-0	0-0-		AWAY		1-2-0		1-0-1		0-0-0	
0-0-0	0-0-0	0-0-0		NEUTRAL		0-0-0		0-0-0		0-0-0	
<hr/>											
3-2-2	0-0-0	1-1-1		CONFERENCE		0-0-1		1-1-0		1-0-0	
2-0-2	0-0-0	1-0-1		HOME		0-0-1		0-0-0		1-0-0	
1-2-0	0-0-0	0-1-0		AWAY		0-0-0		1-1-0		0-0-0	
0-0-0	0-0-0	0-0-0		NEUTRAL		0-0-0		0-0-0		0-0-0	
<hr/>											
RPI S	Opponent	Score		RPI S	Opponent	Score		RPI S	Opponent	Score	
7 A	Akron	1	2	27 A	Air Force	0	1	52 A	Denver	1	0
				35 H	Pacific	0	0	58 H	San Diego	2	2
				40 H	Portland	3	2	61 H	UC Davis	1	1
				43 A	San Francisco	2	4	70 A	San Jose St.	0	2
								93 A	Cal Poly	0	1
								102 A	CSUN	2	1
								116 H	Detroit Mercy	3	3
								126 A	Gonzaga	1	0
								130 H	Sacramento St.	1	0
								140 A	UC Santa Barbara	0	0
								143 A	Santa Clara	2	4
								168 H	Loyola Marymount	5	0
<hr/>											
LAST 10 GAMES											
40 H	Portland	3	2	143 A	Santa Clara	2	4	126 A	Gonzaga	1	0
35 H	Pacific	0	0	7 A	Akron	1	2	130 H	Sacramento St.	1	0
58 H	San Diego	2	2	61 H	UC Davis	1	1				
168 H	Loyola Marymount	5	0								
43 A	San Francisco	2	4								

Non-Div. I Games:

Saint Mary's (CA)

Average RPI Win:	129	WON-LOST RECORD	WINNING PCT. RANK	LAST 10 GAMES		STRENGTH OF SCHEDULE	OPP. STRENGTH OF SCHEDULE	TEAM RPI	ADJ RPI	CONF. RPI	ADJ CONF. RPI	
DIV. I ONLY	11-5-3	.65789	36	7-0-1		171	112	74	.50356	77	17	17
DIV. I NON-CONF.	3-3-2	.5	93	1-0-0		189	72	103	.4836	111	18	18

TOTALS	RPI 1-25	RPI 26-50		W-L RECORDS		RPI 51-100		RPI 101-150		RPI 150+		
11-5-3	0-1-0	0-0-0		OVERALL		3-0-0		4-3-3		4-1-0		
7-2-0	0-0-0	0-0-0		HOME		3-0-0		2-1-0		2-1-0		
4-3-3	0-1-0	0-0-0		AWAY		0-0-0		2-2-3		2-0-0		
0-0-0	0-0-0	0-0-0		NEUTRAL		0-0-0		0-0-0		0-0-0		
3-3-2	0-1-0	0-0-0		NON-CONFERENCE		0-0-0		1-1-2		2-1-0		
2-1-0	0-0-0	0-0-0		HOME		0-0-0		0-0-0		2-1-0		
1-2-2	0-1-0	0-0-		AWAY		0-0-0		1-1-2		0-0-0		
0-0-0	0-0-0	0-0-0		NEUTRAL		0-0-0		0-0-0		0-0-0		
8-2-1	0-0-0	0-0-0		CONFERENCE		3-0-0		3-2-1		2-0-0		
5-1-0	0-0-0	0-0-0		HOME		3-0-0		2-1-0		0-0-0		
3-1-1	0-0-0	0-0-0		AWAY		0-0-0		1-1-1		2-0-0		
0-0-0	0-0-0	0-0-0		NEUTRAL		0-0-0		0-0-0		0-0-0		
RPI S	Opponent	Score	RPI S	Opponent	Score	RPI S	Opponent	Score	RPI S	Opponent	Score	
14 A	Butler	0 1				86 H	Oakland	1 0	103 H	Cleveland St.	1 0	
						89 H	Green Bay	2 0	103 H	Cleveland St.	3 1	
						89 H	Green Bay	3 1	105 H	Wright St.	0 2	
									110 A	Milwaukee	2 1	
									116 A	Detroit Mercy	0 2	
									118 A	Northwestern	0 1	
									122 A	Bradley	2 1	
									125 A	Loyola Chicago	1 1	
									136 A	Northern Ky.	0 0	
									142 A	Marquette	2 2	
									166 H	Northern Ill.	3 1	
									167 A	Belmont	2 0	
									175 H	DePaul	3 2	
									184 H	Eastern Ill.	0 1	
									204 A	IUPUI	4 2	

LAST 10 GAMES												
						122 A	Bradley	2 1				
						136 A	Northern Ky.	0 0				
						89 H	Green Bay	3 1				
						125 A	Loyola Chicago	1 1				
						204 A	IUPUI	4 2				

Non-Div. I Games:

Ill.-Chicago

UNLV

Average RPI Win: 133		WON-LOST RECORD	WINNING PCT. RANK	LAST 10 GAMES	STRENGTH OF SCHEDULE	OPP. STRENGTH OF SCHEDULE	TEAM RPI	ADJ RPI	CONF. RPI	ADJ CONF. RPI	
Average RPI Loss: 89											
DIV. I ONLY		11-9-1	.54762 85	6-3-1	107	129	80	.50339 78	16	16	
DIV. I NON-CONF.		3-6-0	.33333 157	0-0-0	124	95	84	.50613 80	15	15	
<hr/>											
TOTALS		RPI 1-25	RPI 26-50		W-L RECORDS		RPI 51-100		RPI 101-150		RPI 150+
11-9-1		0-0-0	2-2-1		OVERALL		1-3-0		3-2-0		5-2-0
7-3-1		0-0-0	1-1-1		HOME		0-0-0		2-1-0		4-1-0
4-6-0		0-0-0	1-1-0		AWAY		1-3-0		1-1-0		1-1-0
0-0-0		0-0-0	0-0-0		NEUTRAL		0-0-0		0-0-0		0-0-0
3-6-0		0-0-0	1-1-0		NON-CONFERENCE		0-3-0		1-2-0		1-0-0
2-2-0		0-0-0	0-1-0		HOME		0-0-0		1-1-0		1-0-0
1-4-0		0-0-0	1-0-		AWAY		0-3-0		0-1-0		0-0-0
0-0-0		0-0-0	0-0-0		NEUTRAL		0-0-0		0-0-0		0-0-0
8-3-1		0-0-0	1-1-1		CONFERENCE		1-0-0		2-0-0		4-2-0
5-1-1		0-0-0	1-0-1		HOME		0-0-0		1-0-0		3-1-0
3-2-0		0-0-0	0-1-0		AWAY		1-0-0		1-0-0		1-1-0
0-0-0		0-0-0	0-0-0		NEUTRAL		0-0-0		0-0-0		0-0-0
RPI S	Opponent	Score	RPI S	Opponent	Score	RPI S	Opponent	Score	RPI S	Opponent	Score
			27 A	Air Force	0 3	51 A	UCLA	0 1	108 A	Cal St. Fullerton	0 1
			35 H	Pacific	0 3	66 A	New Mexico	0 3	113 H	Saint Francis (PA)	0 1
			40 A	Portland	3 2	70 A	San Jose St.	5 2	126 H	Gonzaga	3 0
			50 H	Seattle U	0 0	95 A	Oregon St.	0 1	146 A	Grand Canyon	4 1
			50 H	Seattle U	2 1				146 H	Grand Canyon	2 1
									151 H	Utah Valley	2 3
									156 A	CSU Bakersfield	0 1
									160 H	UTRGV	3 2
									170 H	Houston Baptist	3 1
									180 A	UMKC	3 1
									187 H	Oral Roberts	5 1
									188 H	Incarnate Word	1 0
<hr/>											
LAST 10 GAMES											
			50 H	Seattle U	0 0	27 A	Air Force	0 3			
			146 A	Grand Canyon	4 1	188 H	Incarnate Word	1 0			
			50 H	Seattle U	2 1	160 H	UTRGV	3 2			
			151 H	Utah Valley	2 3	156 A	CSU Bakersfield	0 1			
			180 A	UMKC	3 1	70 A	San Jose St.	5 2			

Non-Div. I Games:

UNLV

Average RPI Win:	125	WON-LOST	WINNING	LAST 10	STRENGTH OF	OPP. STRENGTH	TEAM	ADJ	CONF.	ADJ CONF.	
Average RPI Loss:	74	RECORD	PCT. RANK	GAMES	SCHEDULE	OF SCHEDULE	RPI	RPI	RPI	RPI	
DIV. I ONLY	9-7-3	.55263	80	5-4-1	135	58	91	.50088	79	11	11
DIV. I NON-CONF.	4-5-1	.45	125	1-2-0	148	71	105	.48864	102	9	8
<hr/>											
TOTALS	RPI 1-25	RPI 26-50		W-L RECORDS		RPI 51-100		RPI 101-150		RPI 150+	
9-7-3	0-1-1	3-2-1		OVERALL		0-2-1		1-1-0		5-1-0	
5-3-1	0-0-0	2-2-0		HOME		0-0-1		1-1-0		2-0-0	
3-4-1	0-1-0	0-0-1		AWAY		0-2-0		0-0-0		3-1-0	
1-0-1	0-0-1	1-0-0		NEUTRAL		0-0-0		0-0-0		0-0-0	
<hr/>											
4-5-1	0-1-1	1-1-0		NON-CONFERENCE		0-1-0		1-1-0		2-1-0	
2-2-0	0-0-0	0-1-0		HOME		0-0-0		1-1-0		1-0-0	
1-3-0	0-1-0	0-0-		AWAY		0-1-0		0-0-0		1-1-0	
1-0-1	0-0-1	1-0-0		NEUTRAL		0-0-0		0-0-0		0-0-0	
<hr/>											
5-2-2	0-0-0	2-1-1		CONFERENCE		0-1-1		0-0-0		3-0-0	
3-1-1	0-0-0	2-1-0		HOME		0-0-1		0-0-0		1-0-0	
2-1-1	0-0-0	0-0-1		AWAY		0-1-0		0-0-0		2-0-0	
0-0-0	0-0-0	0-0-0		NEUTRAL		0-0-0		0-0-0		0-0-0	
<hr/>											
RPI S	Opponent	Score	RPI S	Opponent	Score	RPI S	Opponent	Score	RPI S	Opponent	Score
2 A	North Carolina	0 6	30 N	Pittsburgh	1 0	62 A	Radford	3 4	101 H	Penn St.	1 2
21 N	FIU	1 1	34 H	William & Mary	0 1	80 H	Hofstra	1 1	119 H	Binghamton	2 0
			34 H	William & Mary	4 3	81 A	Col. of Charleston	1 2	154 A	Delaware	2 1
			35 H	Pacific	1 2				165 A	Northeastern	2 1
			36 H	UNCW	2 0				189 H	Drexel	1 0
			41 A	Elon	0 0				197 H	Niagara	3 0
									201 A	Longwood	5 0
									203 A	Navy	1 3
<hr/>											
LAST 10 GAMES											
			34 H	William & Mary	0 1	36 H	UNCW	2 0			
			189 H	Drexel	1 0	154 A	Delaware	2 1			
			101 H	Penn St.	1 2	81 A	Col. of Charleston	1 2			
			165 A	Northeastern	2 1	2 A	North Carolina	0 6			
			201 A	Longwood	5 0	80 H	Hofstra	1 1			

Non-Div. I Games:

James Madison

Average RPI Win: 112		WON-LOST RECORD		WINNING PCT. RANK		LAST 10 GAMES		STRENGTH OF SCHEDULE		OPP. STRENGTH OF SCHEDULE		TEAM RPI		ADJ RPI		CONF. RPI		ADJ CONF. RPI	
DIV. I ONLY		6-6-6		.5 97		5-3-2		58		30		81		.50073 80		11		11	
DIV. I NON-CONF.		3-4-2		.44444 127		2-1-0		37		7		55		.5231 59		9		8	
TOTALS		RPI 1-25		RPI 26-50		W-L RECORDS		RPI 51-100		RPI 101-150		RPI 150+							
6-6-6		0-3-0		1-2-1		OVERALL		1-1-4		2-0-0		2-0-1							
3-1-3		0-0-0		1-1-1		HOME		1-0-1		0-0-0		1-0-1							
3-5-3		0-3-0		0-1-0		AWAY		0-1-3		2-0-0		1-0-0							
0-0-0		0-0-0		0-0-0		NEUTRAL		0-0-0		0-0-0		0-0-0							
3-4-2		0-3-0		0-0-0		NON-CONFERENCE		1-1-2		2-0-0		0-0-0							
1-0-1		0-0-0		0-0-0		HOME		1-0-1		0-0-0		0-0-0							
2-4-1		0-3-0		0-0-		AWAY		0-1-1		2-0-0		0-0-0							
0-0-0		0-0-0		0-0-0		NEUTRAL		0-0-0		0-0-0		0-0-0							
3-2-4		0-0-0		1-2-1		CONFERENCE		0-0-2		0-0-0		2-0-1							
2-1-2		0-0-0		1-1-1		HOME		0-0-0		0-0-0		1-0-1							
1-1-2		0-0-0		0-1-0		AWAY		0-0-2		0-0-0		1-0-0							
0-0-0		0-0-0		0-0-0		NEUTRAL		0-0-0		0-0-0		0-0-0							
RPI S	Opponent	Score		RPI S	Opponent	Score		RPI S	Opponent	Score		RPI S	Opponent	Score					
9 A	Virginia	0	4	34 A	William & Mary	0	2	67 A	St. John's (NY)	0	0	101 A	Penn St.	1	0				
16 A	Dartmouth	0	3	34 H	William & Mary	1	4	71 H	Brown	1	0	119 A	Binghamton	2	1				
25 A	Maryland	0	2	36 H	UNCW	2	1	72 H	Stony Brook	1	1	154 H	Delaware	1	0				
				41 H	Elon	1	1	79 A	James Madison	1	1	165 H	Northeastern	1	1				
								81 A	Col. of Charleston	0	0	189 A	Drexel	3	1				
								90 A	UConn	0	1								
LAST 10 GAMES																			
				34 H	William & Mary	1	4	189 A	Drexel	3	1								
				71 H	Brown	1	0	154 H	Delaware	1	0								
				119 A	Binghamton	2	1	16 A	Dartmouth	0	3								
				36 H	UNCW	2	1	79 A	James Madison	1	1								
				34 A	William & Mary	0	2	165 H	Northeastern	1	1								

Non-Div. I Games:

Hofstra

Average RPI Win:	125	WON-LOST	WINNING	LAST 10	STRENGTH OF	OPP. STRENGTH	TEAM	ADJ	CONF.	ADJ CONF.					
Average RPI Loss:	66	RECORD	PCT. RANK	GAMES	SCHEDULE	OF SCHEDULE	RPI	RPI	RPI	RPI					
DIV. I ONLY		8-6-4	.55556	73	6-1-3	116	73	88	.49971	81	11	11			
DIV. I NON-CONF.		4-4-0	.5	93	2-0-0	129	114	95	.49223	92	9	8			
<hr/>															
TOTALS	RPI 1-25	RPI 26-50		W-L RECORDS		RPI 51-100		RPI 101-150		RPI 150+					
8-6-4	0-2-0	2-1-2		OVERALL		1-2-1		1-0-0		4-1-1					
3-2-3	0-0-0	1-0-1		HOME		1-2-1		1-0-0		0-0-1					
5-3-1	0-2-0	1-0-1		AWAY		0-0-0		0-0-0		4-1-0					
0-1-0	0-0-0	0-1-0		NEUTRAL		0-0-0		0-0-0		0-0-0					
<hr/>															
4-4-0	0-2-0	0-0-0		NON-CONFERENCE		0-2-0		1-0-0		3-0-0					
1-2-0	0-0-0	0-0-0		HOME		0-2-0		1-0-0		0-0-0					
3-2-0	0-2-0	0-0-		AWAY		0-0-0		0-0-0		3-0-0					
0-0-0	0-0-0	0-0-0		NEUTRAL		0-0-0		0-0-0		0-0-0					
<hr/>															
4-2-4	0-0-0	2-1-2		CONFERENCE		1-0-1		0-0-0		1-1-1					
2-0-3	0-0-0	1-0-1		HOME		1-0-1		0-0-0		0-0-1					
2-1-1	0-0-0	1-0-1		AWAY		0-0-0		0-0-0		1-1-0					
0-1-0	0-0-0	0-1-0		NEUTRAL		0-0-0		0-0-0		0-0-0					
<hr/>															
RPI S	Opponent	Score		RPI S	Opponent	Score		RPI S	Opponent	Score					
21 A	FIU	2	3	34 H	William & Mary	1	1	63 H	Georgia St.	0	1	117 H	Monmouth	1	0
23 A	Coastal Caro.	1	2	36 A	UNCW	2	1	79 H	James Madison	2	1	154 H	Delaware	0	0
				36 N	UNCW	1	2	80 H	Hofstra	0	0	165 A	Northeastern	0	1
				41 A	Elon	0	0	85 H	Furman	2	3	172 A	North Florida	2	1
				41 H	Elon	2	1					177 A	Fla. Atlantic	1	0
												189 A	Drexel	2	1
												191 A	Winthrop	1	0
<hr/>															
LAST 10 GAMES															
				36 N	UNCW	1	2	189 A	Drexel	2	1				
				41 H	Elon	2	1	36 A	UNCW	2	1				
				34 H	William & Mary	1	1	79 H	James Madison	2	1				
				154 H	Delaware	0	0	172 A	North Florida	2	1				
				191 A	Winthrop	1	0	41 A	Elon	0	0				

Non-Div. I Games:

Col. of Charleston

Average RPI Win:	151	WON-LOST	WINNING	LAST 10	STRENGTH OF	OPP. STRENGTH	TEAM	ADJ	CONF.	ADJ CONF.	
Average RPI Loss:	85	RECORD	PCT. RANK	GAMES	SCHEDULE	OF SCHEDULE	RPI	RPI	RPI	RPI	
DIV. I ONLY	12-4-4	.7	25	5-2-3	196	138	78	.49965	82	18	18
DIV. I NON-CONF.	6-2-0	.75	19	0-0-0	203	126	130	.4721	127	23	21
<hr/>											
TOTALS	RPI 1-25	RPI 26-50		W-L RECORDS		RPI 51-100		RPI 101-150		RPI 150+	
12-4-4	0-0-0	0-0-0		OVERALL		1-3-1		5-1-1		6-0-2	
6-1-3	0-0-0	0-0-0		HOME		0-0-0		1-1-1		5-0-2	
6-3-1	0-0-0	0-0-0		AWAY		1-3-1		4-0-0		1-0-0	
0-0-0	0-0-0	0-0-0		NEUTRAL		0-0-0		0-0-0		0-0-0	
<hr/>											
6-2-0	0-0-0	0-0-0		NON-CONFERENCE		0-1-0		3-1-0		3-0-0	
3-1-0	0-0-0	0-0-0		HOME		0-0-0		0-1-0		3-0-0	
3-1-0	0-0-0	0-0-		AWAY		0-1-0		3-0-0		0-0-0	
0-0-0	0-0-0	0-0-0		NEUTRAL		0-0-0		0-0-0		0-0-0	
<hr/>											
6-2-4	0-0-0	0-0-0		CONFERENCE		1-2-1		2-0-1		3-0-2	
3-0-3	0-0-0	0-0-0		HOME		0-0-0		1-0-1		2-0-2	
3-2-1	0-0-0	0-0-0		AWAY		1-2-1		1-0-0		1-0-0	
0-0-0	0-0-0	0-0-0		NEUTRAL		0-0-0		0-0-0		0-0-0	
<hr/>											
RPI	S	Opponent	Score	RPI	S	Opponent	Score	RPI	S	Opponent	Score
				54 A Rider				1	3	115 A Cornell	2 1
				54 A Rider				1	1	117 H Monmouth	3 0
				60 A Fairfield				3	2	119 H Binghamton	1 5
				72 A Stony Brook				0	2	132 A St. Bonaventure	2 0
				96 A Quinnipiac				0	3	134 A Marist	4 2
										137 H Manhattan	1 1
										141 A Rutgers	2 1
										152 H Iona	1 0
										152 H Iona	0 0
										171 H Central Conn. St.	4 0
						181 H Siena	2 2				
						193 A Saint Peter's	4 3				
						194 H Robert Morris	4 3				
						197 H Niagara	5 0				
						205 H VMI	5 0				
LAST 10 GAMES											
152 H Iona				1	0	54 A Rider	1	1			
54 A Rider				1	3	117 H Monmouth	3	0			
137 H Manhattan				1	1	193 A Saint Peter's	4	3			
152 H Iona				0	0	96 A Quinnipiac	0	3			
134 A Marist				4	2	197 H Niagara	5	0			

Non-Div. I Games:

Canisius

Average RPI Win: 115		WON-LOST	WINNING	LAST 10	STRENGTH OF	OPP. STRENGTH	TEAM	ADJ	CONF.	ADJ CONF.				
Average RPI Loss: 78		RECORD	PCT. RANK	GAMES	SCHEDULE	OF SCHEDULE	RPI	RPI	RPI	RPI				
DIV. I ONLY		7-6-5	.52778	89	2-4-4	81	74	86	.49932	83	5	5		
DIV. I NON-CONF.		5-2-3	.65	48	0-0-2	153	103	131	.46737	133	10	10		
<hr/>														
TOTALS		RPI 1-25		RPI 26-50		W-L RECORDS		RPI 51-100		RPI 101-150		RPI 150+		
7-6-5		1-1-1		1-1-1		OVERALL		1-2-1		1-2-1		3-0-1		
6-2-2		1-1-1		1-0-0		HOME		1-1-0		0-0-0		3-0-1		
1-4-3		0-0-0		0-1-1		AWAY		0-1-1		1-2-1		0-0-0		
0-0-0		0-0-0		0-0-0		NEUTRAL		0-0-0		0-0-0		0-0-0		
5-2-3		0-1-1		0-0-0		NON-CONFERENCE		1-0-1		1-1-0		3-0-1		
4-1-2		0-1-1		0-0-0		HOME		1-0-0		0-0-0		3-0-1		
1-1-1		0-0-0		0-0-		AWAY		0-0-1		1-1-0		0-0-0		
0-0-0		0-0-0		0-0-0		NEUTRAL		0-0-0		0-0-0		0-0-0		
2-4-2		1-0-0		1-1-1		CONFERENCE		0-2-0		0-1-1		0-0-0		
2-1-0		1-0-0		1-0-0		HOME		0-1-0		0-0-0		0-0-0		
0-3-2		0-0-0		0-1-1		AWAY		0-1-0		0-1-1		0-0-0		
0-0-0		0-0-0		0-0-0		NEUTRAL		0-0-0		0-0-0		0-0-0		
RPI	S	Opponent		Score	RPI	S	Opponent		Score	RPI	S	Opponent		Score
8	H	Western Mich.		0 2	31	A	Albany (NY)		1 1	55	H	West Virginia		3 1
20	H	New Hampshire		1 0	31	H	Albany (NY)		3 1	65	A	George Washington		1 1
25	H	Maryland		1 1	38	A	UMass Lowell		2 3	72	H	Stony Brook		0 2
										74	A	Vermont		1 3
												117 A Monmouth		2 1
												119 A Binghamton		1 1
												128 A Villanova		2 5
												148 A Hartford		0 1
												154 H Delaware		1 1
												186 H Bryant		1 0
												196 H Howard		3 0
												203 H Navy		2 0
<hr/>														
LAST 10 GAMES														
					31	A	Albany (NY)		1 1	31	H	Albany (NY)		3 1
					72	H	Stony Brook		0 2	38	A	UMass Lowell		2 3
					148	A	Hartford		0 1	119	A	Binghamton		1 1
					74	A	Vermont		1 3	20	H	New Hampshire		1 0
					154	H	Delaware		1 1	25	H	Maryland		1 1

Non-Div. I Games:

UMBC

Average RPI Win:		122	WON-LOST RECORD		WINNING PCT. RANK		LAST 10 GAMES		STRENGTH OF SCHEDULE		OPP. STRENGTH OF SCHEDULE		TEAM RPI		ADJ RPI		CONF. RPI		ADJ CONF. RPI				
DIV. I ONLY		6-9-2		.41176 146		2-5-1		36		24		85		.49775 84		7		7					
DIV. I NON-CONF.		4-4-0		.5 93		0-2-0		36		25		78		.50845 76		4		5					
TOTALS		RPI 1-25		RPI 26-50		W-L RECORDS		RPI 51-100		RPI 101-150		RPI 150+											
6-9-2		0-5-0		1-2-1		OVERALL		1-0-1		2-1-0		2-1-0											
5-4-1		0-3-0		1-0-0		HOME		1-0-1		1-0-0		2-1-0											
1-5-1		0-2-0		0-2-1		AWAY		0-0-0		1-1-0		0-0-0											
0-0-0		0-0-0		0-0-0		NEUTRAL		0-0-0		0-0-0		0-0-0											
4-4-0		0-4-0		0-0-0		NON-CONFERENCE		1-0-0		1-0-0		2-0-0											
4-2-0		0-2-0		0-0-0		HOME		1-0-0		1-0-0		2-0-0											
0-2-0		0-2-0		0-0-		AWAY		0-0-0		0-0-0		0-0-0											
0-0-0		0-0-0		0-0-0		NEUTRAL		0-0-0		0-0-0		0-0-0											
2-5-2		0-1-0		1-2-1		CONFERENCE		0-0-1		1-1-0		0-1-0											
1-2-1		0-1-0		1-0-0		HOME		0-0-1		0-0-0		0-1-0											
1-3-1		0-0-0		0-2-1		AWAY		0-0-0		1-1-0		0-0-0											
0-0-0		0-0-0		0-0-0		NEUTRAL		0-0-0		0-0-0		0-0-0											
RPI	S	Opponent		Score		RPI	S	Opponent		Score		RPI	S	Opponent		Score							
1	A	Wake Forest		1	2	28	A	Old Dominion		0	2	66	H	New Mexico		2	2	104	A	UAB		1	0
6	A	Clemson		1	4	28	H	Old Dominion		3	2	85	H	Furman		1	0	127	A	Marshall		1	2
21	H	FIU		2	5	32	A	Charlotte		1	1							150	H	Mercer		2	1
22	H	Virginia Tech		2	3	49	A	Kentucky		0	1							172	H	North Florida		1	0
23	H	Coastal Caro.		0	2													177	H	Fla. Atlantic		1	2
																		190	H	USC Upstate		2	1
LAST 10 GAMES																							
						28	A	Old Dominion		0	2	49	A	Kentucky		0	1						
						104	A	UAB		1	0	22	H	Virginia Tech		2	3						
						28	H	Old Dominion		3	2	23	H	Coastal Caro.		0	2						
						32	A	Charlotte		1	1	1	A	Wake Forest		1	2						
						21	H	FIU		2	5	66	H	New Mexico		2	2						

Non-Div. I Games:

South Carolina

Average RPI Win:	138	WON-LOST	WINNING	LAST 10	STRENGTH OF	OPP. STRENGTH	TEAM	ADJ	CONF.	ADJ CONF.	
Average RPI Loss:	124	RECORD	PCT. RANK	GAMES	SCHEDULE	OF SCHEDULE	RPI	RPI	RPI	RPI	
DIV. I ONLY		12-5-3	.675 32	5-2-3	187	179	87	.49694 85	23	23	
DIV. I NON-CONF.		6-2-0	.75 19	0-0-0	69	158	45	.54724 45	21	23	
<hr/>											
TOTALS	RPI 1-25	RPI 26-50		W-L RECORDS		RPI 51-100		RPI 101-150		RPI 150+	
12-5-3	0-0-0	1-0-0		OVERALL		3-3-2		3-0-1		5-2-0	
4-3-2	0-0-0	0-0-0		HOME		1-1-1		0-0-1		3-2-0	
7-2-1	0-0-0	1-0-0		AWAY		2-2-1		2-0-0		2-0-0	
1-0-0	0-0-0	0-0-0		NEUTRAL		0-0-0		1-0-0		0-0-0	
<hr/>											
6-2-0	0-0-0	1-0-0		NON-CONFERENCE		2-1-0		2-0-0		1-1-0	
1-1-0	0-0-0	0-0-0		HOME		0-0-0		0-0-0		1-1-0	
4-1-0	0-0-0	1-0-		AWAY		2-1-0		1-0-0		0-0-0	
1-0-0	0-0-0	0-0-0		NEUTRAL		0-0-0		1-0-0		0-0-0	
<hr/>											
6-3-3	0-0-0	0-0-0		CONFERENCE		1-2-2		1-0-1		4-1-0	
3-2-2	0-0-0	0-0-0		HOME		1-1-1		0-0-1		2-1-0	
3-1-1	0-0-0	0-0-0		AWAY		0-1-1		1-0-0		2-0-0	
0-0-0	0-0-0	0-0-0		NEUTRAL		0-0-0		0-0-0		0-0-0	
<hr/>											
RPI S	Opponent	Score	RPI S	Opponent	Score	RPI S	Opponent	Score	RPI S	Opponent	Score
			27 A	Air Force	1 0	52 A	Denver	1 0	112 N	Ga. Southern	1 0
						69 A	ETSU	0 0	120 A	Presbyterian	2 1
						69 H	ETSU	1 1	150 A	Mercer	2 1
						81 A	Col. of Charleston	3 2	150 H	Mercer	0 0
						84 A	South Carolina	0 1	155 H	Gardner-Webb	4 5
						91 A	UNCG	0 2	200 A	Wofford	2 0
						91 H	UNCG	2 1	200 H	Wofford	0 1
						91 H	UNCG	2 3	202 H	UNC Asheville	4 0
									205 A	VMI	5 0
									205 H	VMI	4 0
									205 H	VMI	7 1
<hr/>											
LAST 10 GAMES											
			91 H	UNCG	2 3	150 A	Mercer	2 1			
			205 H	VMI	7 1	205 A	VMI	5 0			
			91 H	UNCG	2 1	200 H	Wofford	0 1			
			200 A	Wofford	2 0	69 A	ETSU	0 0			
			69 H	ETSU	1 1	150 H	Mercer	0 0			

Non-Div. I Games:

Furman

Average RPI Win:	97	WON-LOST	WINNING	LAST 10	STRENGTH OF	OPP. STRENGTH	TEAM	ADJ	CONF.	ADJ CONF.		
Average RPI Loss:	82	RECORD	PCT. RANK	GAMES	SCHEDULE	OF SCHEDULE	RPI	RPI	RPI	RPI		
DIV. I ONLY		6-10-1	.38235	154	4-5-1	38	106	103	.49536	86	17	17
DIV. I NON-CONF.		3-5-0	.375	149	2-1-0	4	15	47	.54464	46	18	18
<hr/>												
TOTALS	RPI 1-25	RPI 26-50		W-L RECORDS		RPI 51-100		RPI 101-150		RPI 150+		
6-10-1	2-2-0	1-1-0		OVERALL		0-3-0		1-3-1		2-1-0		
2-3-1	0-1-0	1-0-0		HOME		0-0-0		0-2-1		1-0-0		
4-6-0	2-1-0	0-1-0		AWAY		0-3-0		1-1-0		1-0-0		
0-1-0	0-0-0	0-0-0		NEUTRAL		0-0-0		0-0-0		0-1-0		
3-5-0	2-2-0	1-1-0		NON-CONFERENCE		0-1-0		0-0-0		0-1-0		
1-1-0	0-1-0	1-0-0		HOME		0-0-0		0-0-0		0-0-0		
2-3-0	2-1-0	0-0-		AWAY		0-1-0		0-0-0		0-0-0		
0-1-0	0-0-0	0-0-0		NEUTRAL		0-0-0		0-0-0		0-1-0		
3-5-1	0-0-0	0-0-0		CONFERENCE		0-2-0		1-3-1		2-0-0		
1-2-1	0-0-0	0-0-0		HOME		0-0-0		0-2-1		1-0-0		
2-3-0	0-0-0	0-0-0		AWAY		0-2-0		1-1-0		1-0-0		
0-0-0	0-0-0	0-0-0		NEUTRAL		0-0-0		0-0-0		0-0-0		
RPI	S	Opponent	Score	RPI	S	Opponent	Score	RPI	S	Opponent	Score	
8	H	Western Mich.	1 2	28	A	Old Dominion	0 3	77	A	Ill.-Chicago	0 1	
13	A	VCU	3 2	46	H	Ohio St.	1 0	89	A	Green Bay	2 4	
15	A	Michigan	2 1					94	A	Dayton	2 6	
17	A	SMU	1 2									
	</											

Non-Div. I Games:

Oakland

Average RPI Win:	122	WON-LOST	WINNING	LAST 10	STRENGTH OF	OPP. STRENGTH	TEAM	ADJ	CONF.	ADJ CONF.	
Average RPI Loss:	107	RECORD	PCT. RANK	GAMES	SCHEDULE	OF SCHEDULE	RPI	RPI	RPI	RPI	
DIV. I ONLY	11-7-2	.6	57	6-2-2	147	124	83	.49515	87	19	19
DIV. I NON-CONF.	7-3-1	.68182	41	3-0-1	103	89	59	.52465	57	17	16
<hr/>											
TOTALS	RPI 1-25	RPI 26-50		W-L RECORDS		RPI 51-100		RPI 101-150		RPI 150+	
11-7-2	0-0-0	1-1-0		OVERALL		4-2-0		2-3-2		4-1-0	
5-2-0	0-0-0	0-0-0		HOME		2-0-0		1-1-0		2-1-0	
6-5-1	0-0-0	1-1-0		AWAY		2-2-0		1-2-1		2-0-0	
0-0-1	0-0-0	0-0-0		NEUTRAL		0-0-0		0-0-1		0-0-0	
7-3-1	0-0-0	1-1-0		NON-CONFERENCE		3-1-0		2-1-1		1-0-0	
4-0-0	0-0-0	0-0-0		HOME		2-0-0		1-0-0		1-0-0	
3-3-1	0-0-0	1-0-		AWAY		1-1-0		1-1-1		0-0-0	
0-0-0	0-0-0	0-0-0		NEUTRAL		0-0-0		0-0-0		0-0-0	
4-4-1	0-0-0	0-0-0		CONFERENCE		1-1-0		0-2-1		3-1-0	
1-2-0	0-0-0	0-0-0		HOME		0-0-0		0-1-0		1-1-0	
3-2-0	0-0-0	0-0-0		AWAY		1-1-0		0-1-0		2-0-0	
0-0-1	0-0-0	0-0-0		NEUTRAL		0-0-0		0-0-1		0-0-0	
RPI S	Opponent	Score	RPI S	Opponent	Score	RPI S	Opponent	Score	RPI S	Opponent	Score
			44 A	South Fla.	0 3	58 A	San Diego	3 2	104 A	UAB	1 1
			49 A	Kentucky	3 2	63 H	Georgia St.	1 0	114 A	UC Irvine	0 3
						69 A	ETSU	2 3	123 H	NJIT	0 1
						75 H	Evansville	4 2	123 N	NJIT	3 3
						92 A	FGCU	2 1	135 H	SIUE	2 1
						92 A	FGCU	0 2	145 A	Stetson	1 2
									149 A	Memphis	3 1
									162 A	Jacksonville	2 1
									162 H	Jacksonville	1 3
									172 H	North Florida	1 0
									190 A	USC Upstate	4 0
									197 H	Niagara	3 2
			LAST 10 GAMES								
			92 A	FGCU	2 1	49 A	Kentucky	3 2			
			123 N	NJIT	3 3	75 H	Evansville	4 2			
			162 H	Jacksonville	1 3	172 H	North Florida	1 0			
			162 A	Jacksonville	2 1	149 A	Memphis	3 1			
			104 A	UAB	1 1	92 A	FGCU	0 2			

Non-Div. I Games:

Lipscomb

Average RPI Win: 121		WON-LOST	WINNING	LAST 10	STRENGTH OF		OPP. STRENGTH	TEAM	ADJ		CONF.	ADJ CONF.
Average RPI Loss: 70		RECORD	PCT. RANK	GAMES	SCHEDULE		OF SCHEDULE	RPI	RPI		RPI	RPI
DIV. I ONLY		9-8-1	.52778	89	6-3-0		120	83	90		.49494	88
DIV. I NON-CONF.		5-4-1	.55	87	2-0-0		178	152	139		.45694	142
TOTALS		RPI 1-25	RPI 26-50		W-L RECORDS		RPI 51-100		RPI 101-150		RPI 150+	
9-8-1		0-2-0	1-0-0		OVERALL		2-5-0		4-0-0		2-1-1	
6-3-0		0-1-0	1-0-0		HOME		1-2-0		2-0-0		2-0-0	
3-5-1		0-1-0	0-0-0		AWAY		1-3-0		2-0-0		0-1-1	
0-0-0		0-0-0	0-0-0		NEUTRAL		0-0-0		0-0-0		0-0-0	
5-4-1		0-0-0	0-0-0		NON-CONFERENCE		0-3-0		3-0-0		2-1-1	
4-1-0		0-0-0	0-0-0		HOME		0-1-0		2-0-0		2-0-0	
1-3-1		0-0-0	0-0-		AWAY		0-2-0		1-0-0		0-1-1	
0-0-0		0-0-0	0-0-0		NEUTRAL		0-0-0		0-0-0		0-0-0	
4-4-0		0-2-0	1-0-0		CONFERENCE		2-2-0		1-0-0		0-0-0	
2-2-0		0-1-0	1-0-0		HOME		1-1-0		0-0-0		0-0-0	
2-2-0		0-1-0	0-0-0		AWAY		1-1-0		1-0-0		0-0-0	
0-0-0		0-0-0	0-0-0		NEUTRAL		0-0-0		0-0-0		0-0-0	
RPI S	Opponent	Score	RPI S	Opponent	Score	RPI S	Opponent	Score	RPI S	Opponent	Score	
17 A	SMU	0 4	44 H	South Fla.	1 0	53 A	UCF	0 1	101 H	Penn St.	3 0	
17 H	SMU	1 2				54 H	Rider	0 1	123 H	NJIT	3 1	
						60 A	Fairfield	0 2	128 A	Villanova	1 0	
						64 A	Tulsa	3 1	149 A	Memphis	2 1	
						67 A	St. John's (NY)	0 2	154 A	Delaware	1 1	
						90 H	UConn	0 2	189 H	Drexel	4 0	
						100 H	Cincinnati	2 1	195 H	Duquesne	4 1	
									198 A	Saint Joseph's	1 3	
LAST 10 GAMES												
17 A	SMU	0 4	100 H	Cincinnati	2 1							
44 H	South Fla.	1 0	17 H	SMU	1 2							
53 A	UCF	0 1	189 H	Drexel	4 0							
64 A	Tulsa	3 1	149 A	Memphis	2 1							
123 H	NJIT	3 1	101 H	Penn St.	3 0							

Non-Div. I Games:

Temple

Average RPI Win: 135		WON-LOST	WINNING	LAST 10	STRENGTH OF	OPP. STRENGTH	TEAM	ADJ	CONF.	ADJ CONF.				
Average RPI Loss: 78		RECORD	PCT. RANK	GAMES	SCHEDULE	OF SCHEDULE	RPI	RPI	RPI	RPI				
DIV. I ONLY		9-5-3	.61765	51	6-3-1	149	144	84	.49486	89	17	17		
DIV. I NON-CONF.		1-3-2	.33333	157	0-2-0	170	88	101	.48048	115	18	18		
<hr/>														
TOTALS		RPI 1-25	RPI 26-50		W-L RECORDS		RPI 51-100		RPI 101-150		RPI 150+			
9-5-3		0-1-0	0-0-0		OVERALL		1-3-0		5-1-1		3-0-2			
4-1-2		0-0-0	0-0-0		HOME		1-0-0		1-1-1		2-0-1			
4-4-1		0-1-0	0-0-0		AWAY		0-3-0		3-0-0		1-0-1			
1-0-0		0-0-0	0-0-0		NEUTRAL		0-0-0		1-0-0		0-0-0			
1-3-2		0-1-0	0-0-0		NON-CONFERENCE		0-1-0		0-1-0		1-0-2			
1-1-1		0-0-0	0-0-0		HOME		0-0-0		0-1-0		1-0-1			
0-2-1		0-1-0	0-0-		AWAY		0-1-0		0-0-0		0-0-1			
0-0-0		0-0-0	0-0-0		NEUTRAL		0-0-0		0-0-0		0-0-0			
8-2-1		0-0-0	0-0-0		CONFERENCE		1-2-0		5-0-1		2-0-0			
3-0-1		0-0-0	0-0-0		HOME		1-0-0		1-0-1		1-0-0			
4-2-0		0-0-0	0-0-0		AWAY		0-2-0		3-0-0		1-0-0			
1-0-0		0-0-0	0-0-0		NEUTRAL		0-0-0		1-0-0		0-0-0			
RPI	S	Opponent	Score		RPI	S	Opponent	Score		RPI	S	Opponent	Score	
8	A	Western Mich.	0	3						103	H	Cleveland St.	1	1
							77 A Ill.-Chicago	0	2	105	A	Wright St.	2	1
							77 A Ill.-Chicago	1	3	110	A	Milwaukee	2	1
							86 H Oakland	4	2	116	A	Milwaukee	2	1
							100 A Cincinnati	0	2	116	H	Detroit Mercy	3	1
										116	N	Detroit Mercy	3	1
										129	H	Drake	0	1
										136	A	Northern Ky.	1	0
										167	H	Belmont	1	0
										178	H	Western Ill.	4	3
										182	A	Fort Wayne	1	1
										184	H	Eastern Ill.	1	1
										204	A	IUPUI	2	0
					LAST 10 GAMES									
					116 N Detroit Mercy					103 H Cleveland St.				
					136 A Northern Ky.					77 A Ill.-Chicago				
					167 H Belmont					86 H Oakland				
					204 A IUPUI					100 A Cincinnati				
					8 A Western Mich.					105 A Wright St.				

Non-Div. I Games:

Green Bay

Non-Div. I Games:

UConn

Average RPI Win:	154	WON-LOST RECORD	WINNING PCT. RANK	LAST 10 GAMES	STRENGTH OF SCHEDULE	OPP. STRENGTH OF SCHEDULE	TEAM RPI	ADJ RPI	CONF. RPI	ADJ CONF. RPI			
DIV. I ONLY		10-7-3	.575	65	6-3-1	122	169	89	.49333	91	23	23	
DIV. I NON-CONF.		3-4-1	.4375	130	0-0-0	88	77	64	.51915	63	21	23	
<hr/>													
TOTALS	RPI 1-25	RPI 26-50		W-L RECORDS		RPI 51-100		RPI 101-150		RPI 150+			
10-7-3	0-2-0	0-0-0		OVERALL		2-3-1		4-1-2		4-1-0			
5-5-0	0-1-0	0-0-0		HOME		1-2-0		2-1-0		2-1-0			
5-2-2	0-1-0	0-0-0		AWAY		1-1-1		2-0-1		2-0-0			
0-0-1	0-0-0	0-0-0		NEUTRAL		0-0-0		0-0-1		0-0-0			
<hr/>													
3-4-1	0-2-0	0-0-0		NON-CONFERENCE		0-1-0		2-1-1		1-0-0			
2-3-0	0-1-0	0-0-0		HOME		0-1-0		1-1-0		1-0-0			
1-1-1	0-1-0	0-0-		AWAY		0-0-0		1-0-1		0-0-0			
0-0-0	0-0-0	0-0-0		NEUTRAL		0-0-0		0-0-0		0-0-0			
<hr/>													
7-3-2	0-0-0	0-0-0		CONFERENCE		2-2-1		2-0-1		3-1-0			
3-2-0	0-0-0	0-0-0		HOME		1-1-0		1-0-0		1-1-0			
4-1-1	0-0-0	0-0-0		AWAY		1-1-1		1-0-0		2-0-0			
0-0-1	0-0-0	0-0-0		NEUTRAL		0-0-0		0-0-1		0-0-0			
<hr/>													
RPI S	Opponent	Score		RPI S	Opponent	Score		RPI S	Opponent	Score			
2 H	North Carolina	1	2			69 A	ETSU	0	0	104 A	UAB	0	0
23 A	Coastal Caro.	0	2			69 H	ETSU	1	2	120 H	Presbyterian	0	1
						73 H	High Point	1	2	121 H	Appalachian St.	1	0
						85 A	Furman	3	2	139 A	Campbell	1	0
						85 A	Furman	1	2	150 A	Mercer	1	0
						85 H	Furman	2	0	150 H	Mercer	2	1
										150 N	Mercer	1	1
										200 A	Wofford	6	1
										200 H	Wofford	1	2
										202 H	UNC Asheville	2	0
										205 A	VMI	2	0
										205 H	VMI	5	0
<hr/>													
LAST 10 GAMES													
150 N Mercer				1	1	200 A Wofford				6	1		
85 A Furman				3	2	69 H ETSU				1	2		
85 A Furman				1	2	205 A VMI				2	0		
205 H VMI				5	0	150 A Mercer				1	0		
150 H Mercer				2	1	200 H Wofford				1	2		

Non-Div. I Games:

UNCG

Non-Div. I Games:

Average RPI Win:	114	WON-LOST RECORD	WINNING PCT. RANK	LAST 10 GAMES	STRENGTH OF SCHEDULE	OPP. STRENGTH OF SCHEDULE	TEAM RPI	ADJ RPI	CONF. RPI	ADJ CONF. RPI	
Average RPI Loss:	70										
DIV. I ONLY	7-10-1	.41667	139	3-6-1	55	76	97	.492	93	14	13
DIV. I NON-CONF.	4-4-0	.5	93	0-0-0	16	6	52	.5312	51	11	11
<hr/>											
TOTALS	RPI 1-25	RPI 26-50		W-L RECORDS	RPI 51-100		RPI 101-150		RPI 150+		
7-10-1	0-4-0	1-0-0		OVERALL	2-1-0		2-5-1		2-0-0		
5-3-0	0-0-0	1-0-0		HOME	1-1-0		1-2-0		2-0-0		
2-6-1	0-3-0	0-0-0		AWAY	1-0-0		1-3-1		0-0-0		
0-1-0	0-1-0	0-0-0		NEUTRAL	0-0-0		0-0-0		0-0-0		
<hr/>											
4-4-0	0-4-0	1-0-0		NON-CONFERENCE	1-0-0		1-0-0		1-0-0		
3-0-0	0-0-0	1-0-0		HOME	1-0-0		0-0-0		1-0-0		
1-3-0	0-3-0	0-0-		AWAY	0-0-0		1-0-0		0-0-0		
0-1-0	0-1-0	0-0-0		NEUTRAL	0-0-0		0-0-0		0-0-0		
<hr/>											
3-6-1	0-0-0	0-0-0		CONFERENCE	1-1-0		1-5-1		1-0-0		
2-3-0	0-0-0	0-0-0		HOME	0-1-0		1-2-0		1-0-0		
1-3-1	0-0-0	0-0-0		AWAY	1-0-0		0-3-1		0-0-0		
0-0-0	0-0-0	0-0-0		NEUTRAL	0-0-0		0-0-0		0-0-0		
<hr/>											
RPI S	Opponent	Score	RPI S	Opponent	Score	RPI S	Opponent	Score	RPI S	Opponent	Score
4 N	Indiana	0 2	40 H	Portland	3 1	61 A	UC Davis	3 2	102 A	CSUN	0 1
10 A	Notre Dame	1 2				61 H	UC Davis	1 2	108 H	Cal St. Fullerton	0 1
19 A	Georgetown	1 3				76 H	Saint Mary's (CA)	1 0	114 A	UC Irvine	1 3
25 A	Maryland	0 1							130 A	Sacramento St.	1 5
									130 H	Sacramento St.	2 3
									140 A	UC Santa Barbara	0 0
									140 H	UC Santa Barbara	4 1
									147 A	San Diego St.	1 0
									156 H	CSU Bakersfield	1 0
									176 H	UC Riverside	3 1
<hr/>											
LAST 10 GAMES											
			140 H	UC Santa Barbara	4 1				130 H	Sacramento St.	2 3
			61 H	UC Davis	1 2				102 A	CSUN	0 1
			130 A	Sacramento St.	1 5				114 A	UC Irvine	1 3
			61 A	UC Davis	3 2				108 H	Cal St. Fullerton	0 1
			140 A	UC Santa Barbara	0 0				176 H	UC Riverside	3 1

Non-Div. I Games:

Cal Poly

Average RPI Win: 136		WON-LOST RECORD		WINNING PCT. RANK		LAST 10 GAMES		STRENGTH OF SCHEDULE		OPP. STRENGTH OF SCHEDULE		TEAM RPI		ADJ RPI		CONF. RPI		ADJ CONF. RPI									
DIV. I ONLY		9-8-2		.52632 94		6-4-0		105		114		92		.49187 94		10		10									
DIV. I NON-CONF.		3-5-2		.4 142		0-1-0		92		165		86		.49212 93		12		12									
TOTALS		RPI 1-25		RPI 26-50		W-L RECORDS		RPI 51-100		RPI 101-150		RPI 150+															
9-8-2		0-2-0		1-1-0		OVERALL		2-2-1		2-2-0		4-1-1															
6-3-1		0-1-0		0-1-0		HOME		1-0-1		2-1-0		3-0-0															
3-5-1		0-1-0		1-0-0		AWAY		1-2-0		0-1-0		1-1-1															
0-0-0		0-0-0		0-0-0		NEUTRAL		0-0-0		0-0-0		0-0-0															
3-5-2		0-1-0		0-0-0		NON-CONFERENCE		1-1-1		0-2-0		2-1-1															
3-1-1		0-0-0		0-0-0		HOME		1-0-1		0-1-0		2-0-0															
0-4-1		0-1-0		0-0-		AWAY		0-1-0		0-1-0		0-1-1															
0-0-0		0-0-0		0-0-0		NEUTRAL		0-0-0		0-0-0		0-0-0															
6-3-0		0-1-0		1-1-0		CONFERENCE		1-1-0		2-0-0		2-0-0															
3-2-0		0-1-0		0-1-0		HOME		0-0-0		2-0-0		1-0-0															
3-1-0		0-0-0		1-0-0		AWAY		1-1-0		0-0-0		1-0-0															
0-0-0		0-0-0		0-0-0		NEUTRAL		0-0-0		0-0-0		0-0-0															
RPI	S	Opponent		Score		RPI	S	Opponent		Score		RPI	S	Opponent		Score											
8	A	Western Mich.		0	1	26	H	Fordham		2	3	55	A	West Virginia		0	1	131	H	Liberty	0	1					
18	H	Massachusetts		2	3	47	A	Saint Louis		4	0	65	A	George Washington		0	2	132	H	St. Bonaventure	6	1					
												69	H	ETSU		1	1	133	H	George Mason		5	2				
												86	H	Oakland		6	2	136	A	Northern Ky.		0	1				
												99	A	Davidson		2	1	158	H	Central Ark.		2	1				
																		167	A	Belmont		0	0				
																		178	H	Western Ill.		4	1				
																		182	A	Fort Wayne		1	2				
																		195	A	Duquesne		1	0				
																		198	H	Saint Joseph's		3	2				
						LAST 10 GAMES																					
						26 H Fordham						2	3	132 H St. Bonaventure						6	1						
						133 H George Mason						5	2	65 A George Washington						0	2						
						195 A Duquesne						1	0	198 H Saint Joseph's						3	2						
						18 H Massachusetts						2	3	99 A Davidson						2	1						
						47 A Saint Louis						4	0	55 A West Virginia						0	1						

Non-Div. I Games:

Dayton

Average RPI Win:	93	WON-LOST	WINNING	LAST 10	STRENGTH OF	OPP. STRENGTH	TEAM	ADJ	CONF.	ADJ CONF.	
Average RPI Loss:	57	RECORD	PCT. RANK	GAMES	SCHEDULE	OF SCHEDULE	RPI	RPI	RPI	RPI	
DIV. I ONLY	7-11-0	.38889	150	4-6-0	43	67	95	.48996	95	3	3
DIV. I NON-CONF.	3-5-0	.375	149	0-0-0	100	118	132	.46481	135	5	4
<hr/>											
TOTALS	RPI 1-25	RPI 26-50		W-L RECORDS	RPI 51-100		RPI 101-150		RPI 150+		
7-11-0	0-2-0	3-4-0		OVERALL	1-3-0		2-1-0		1-1-0		
5-4-0	0-1-0	3-1-0		HOME	1-2-0		1-0-0		0-0-0		
1-6-0	0-1-0	0-3-0		AWAY	0-1-0		1-1-0		0-0-0		
1-1-0	0-0-0	0-0-0		NEUTRAL	0-0-0		0-0-0		1-1-0		
3-5-0	0-0-0	1-2-0		NON-CONFERENCE	1-1-0		0-1-0		1-1-0		
2-2-0	0-0-0	1-1-0		HOME	1-1-0		0-0-0		0-0-0		
0-2-0	0-0-0	0-0-		AWAY	0-0-0		0-1-0		0-0-0		
1-1-0	0-0-0	0-0-0		NEUTRAL	0-0-0		0-0-0		1-1-0		
4-6-0	0-2-0	2-2-0		CONFERENCE	0-2-0		2-0-0		0-0-0		
3-2-0	0-1-0	2-0-0		HOME	0-1-0		1-0-0		0-0-0		
1-4-0	0-1-0	0-2-0		AWAY	0-1-0		1-0-0		0-0-0		
0-0-0	0-0-0	0-0-0		NEUTRAL	0-0-0		0-0-0		0-0-0		
RPI S	Opponent	Score	RPI S	Opponent	Score	RPI S	Opponent	Score	RPI S	Opponent	Score
11 A	Stanford	0 1	33 A	California	0 2	51 A	UCLA	0 5	107 A	Colgate	0 1
11 H	Stanford	0 3	33 H	California	2 1	51 H	UCLA	0 1	147 A	San Diego St.	4 2
			35 H	Pacific	2 0	60 H	Fairfield	1 2	147 H	San Diego St.	2 0
			37 A	Washington	1 2	78 H	UNLV	1 0	176 N	UC Riverside	3 2
			37 H	Washington	4 3				183 N	American	0 1
			40 H	Portland	0 1						
			42 A	Syracuse	2 3						
<hr/>											
LAST 10 GAMES											
	37 H	Washington	4	3		11 A	Stanford	0	1		
	147 A	San Diego St.	4	2		33 A	California	0	2		
	51 A	UCLA	0	5		147 H	San Diego St.	2	0		
	11 H	Stanford	0	3		51 H	UCLA	0	1		
	33 H	California	2	1		37 A	Washington	1	2		

Non-Div. I Games:

Oregon St.

Average RPI Win: 157		WON-LOST	WINNING	LAST 10	STRENGTH OF		OPP. STRENGTH	TEAM	ADJ		CONF.	ADJ CONF.					
Average RPI Loss: 72		RECORD	PCT. RANK	GAMES	SCHEDULE		OF SCHEDULE	RPI	RPI		RPI	RPI					
DIV. I ONLY		8-9-2	.47368	107	6-3-1		75	133	98	.48976	96	18	18				
DIV. I NON-CONF.		1-5-1	.21429	185	0-0-0		79	39	83	.50413	83	23	21				

TOTALS		RPI 1-25		RPI 26-50		W-L RECORDS		RPI 51-100		RPI 101-150		RPI 150+					
8-9-2		0-1-0		0-1-1		OVERALL		1-5-1		3-1-0		4-1-0					
4-4-0		0-1-0		0-1-0		HOME		1-1-0		1-0-0		2-1-0					
4-5-2		0-0-0		0-0-1		AWAY		0-4-1		2-1-0		2-0-0					
0-0-0		0-0-0		0-0-0		NEUTRAL		0-0-0		0-0-0		0-0-0					
1-5-1		0-1-0		0-1-1		NON-CONFERENCE		0-3-0		0-0-0		1-0-0					
1-2-0		0-1-0		0-1-0		HOME		0-0-0		0-0-0		1-0-0					
0-3-1		0-0-0		0-1-		AWAY		0-3-0		0-0-0		0-0-0					
0-0-0		0-0-0		0-0-0		NEUTRAL		0-0-0		0-0-0		0-0-0					
7-4-1		0-0-0		0-0-0		CONFERENCE		1-2-1		3-1-0		3-1-0					
3-2-0		0-0-0		0-0-0		HOME		1-1-0		1-0-0		1-1-0					
4-2-1		0-0-0		0-0-0		AWAY		0-1-1		2-1-0		2-0-0					
0-0-0		0-0-0		0-0-0		NEUTRAL		0-0-0		0-0-0		0-0-0					
RPI	S	Opponent		Score		RPI	S	Opponent		Score		RPI	S	Opponent		Score	
20	H	New Hampshire		0	1	26	H	Fordham		0	1	54	A	Rider		0	2
						38	A	UMass Lowell		1	1	56	A	Boston College		0	4
												60	A	Fairfield		0	0
												60	H	Fairfield		0	1
												71	A	Brown		0	2
												82	H	Canisius		3	0
												90	A	UConn		0	1
														117 A Monmouth		0	1
														134 H Marist		3	2
														137 A Manhattan		1	0
														137 A Manhattan		1	0
														152 H Iona		0	1
														181 A Siena		2	0
														193 H Saint Peter's		4	1
														197 A Niagara		2	0
														198 H Saint Joseph's		1	0

LAST 10 GAMES																	
		60	A	Fairfield	0	0			134	H	Marist	3	2				
		137	A	Manhattan	1	0			137	A	Manhattan	1	0				
		193	H	Saint Peter's	4	1			152	H	Iona	0	1				
		117	A	Monmouth	0	1			82	H	Canisius	3	0				
		181	A	Siena	2	0			54	A	Rider	0	2				

Non-Div. I Games:

Quinnipiac

Average RPI Win:	146	WON-LOST RECORD	WINNING PCT. RANK	LAST 10 GAMES	STRENGTH OF SCHEDULE	OPP. STRENGTH OF SCHEDULE	TEAM RPI	ADJ RPI	CONF. RPI	ADJ CONF. RPI	
DIV. I ONLY	9-5-3	.61765	51	5-3-2	167	139	94	.48837	97	15	15
DIV. I NON-CONF.	4-2-1	.64286	52	1-0-0	177	123	118	.47729	122	19	19
<hr/>											
TOTALS	RPI 1-25	RPI 26-50		W-L RECORDS	RPI 51-100		RPI 101-150		RPI 150+		
9-5-3	0-0-0	0-1-0		OVERALL	2-0-1		1-3-2		6-1-0		
4-3-0	0-0-0	0-0-0		HOME	2-0-0		0-3-0		2-0-0		
5-1-2	0-0-0	0-1-0		AWAY	0-0-0		1-0-2		4-0-0		
0-1-1	0-0-0	0-0-0		NEUTRAL	0-0-1		0-0-0		0-1-0		
<hr/>											
4-2-1	0-0-0	0-1-0		NON-CONFERENCE	1-0-0		0-1-1		3-0-0		
2-1-0	0-0-0	0-0-0		HOME	1-0-0		0-1-0		1-0-0		
2-1-1	0-0-0	0-0-		AWAY	0-0-0		0-0-1		2-0-0		
0-0-0	0-0-0	0-0-0		NEUTRAL	0-0-0		0-0-0		0-0-0		
<hr/>											
5-3-2	0-0-0	0-0-0		CONFERENCE	1-0-1		1-2-1		3-1-0		
2-2-0	0-0-0	0-0-0		HOME	1-0-0		0-2-0		1-0-0		
3-0-1	0-0-0	0-0-0		AWAY	0-0-0		1-0-1		2-0-0		
0-1-1	0-0-0	0-0-0		NEUTRAL	0-0-1		0-0-0		0-1-0		
<hr/>											
RPI S	Opponent	Score	RPI S	Opponent	Score	RPI S	Opponent	Score	RPI S	Opponent	Score
			27 A	Air Force	0 1	64 H	Tulsa	2 0	104 A	UAB	0 0
						75 H	Evansville	1 0	122 A	Bradley	1 0
						75 N	Evansville	0 0	125 H	Loyola Chicago	1 2
									129 A	Drake	0 0
									129 H	Drake	1 2
									149 H	Memphis	1 2
									158 A	Central Ark.	2 1
									158 N	Central Ark.	0 1
									169 A	Valparaiso	2 0
									169 H	Valparaiso	1 0
									180 A	UMKC	1 0
									187 A	Oral Roberts	1 0
									187 H	Oral Roberts	1 0
<hr/>											
LAST 10 GAMES											
	158 N	Central Ark.	0	1		129 H	Drake	1	2		
	75 N	Evansville	0	0		122 A	Bradley	1	0		
	129 A	Drake	0	0		187 A	Oral Roberts	1	0		
	125 H	Loyola Chicago	1	2		169 H	Valparaiso	1	0		
	169 A	Valparaiso	2	0		75 H	Evansville	1	0		

Non-Div. I Games:

Missouri St.

Average RPI Win: 149		WON-LOST RECORD		WINNING PCT. RANK		LAST 10 GAMES		STRENGTH OF SCHEDULE		OPP. STRENGTH OF SCHEDULE		TEAM RPI		ADJ RPI		CONF. RPI		ADJ CONF. RPI	
DIV. I ONLY		10-5-3		.63889 41		3-4-3		188		100		93		.48736 98		21		22	
DIV. I NON-CONF.		7-4-0		.63636 54		0-3-0		149		75		77		.50514 81		20		22	
TOTALS		RPI 1-25		RPI 26-50		W-L RECORDS		RPI 51-100		RPI 101-150		RPI 150+							
10-5-3		1-1-0		0-0-0		OVERALL		0-3-1		2-0-0		7-1-2							
7-1-2		1-0-0		0-0-0		HOME		0-1-1		2-0-0		4-0-1							
2-3-1		0-1-0		0-0-0		AWAY		0-2-0		0-0-0		2-0-1							
1-1-0		0-0-0		0-0-0		NEUTRAL		0-0-0		0-0-0		1-1-0							
7-4-0		1-1-0		0-0-0		NON-CONFERENCE		0-2-0		2-0-0		4-1-0							
4-1-0		1-0-0		0-0-0		HOME		0-1-0		2-0-0		1-0-0							
2-2-0		0-1-0		0-0-		AWAY		0-1-0		0-0-0		2-0-0							
1-1-0		0-0-0		0-0-0		NEUTRAL		0-0-0		0-0-0		1-1-0							
3-1-3		0-0-0		0-0-0		CONFERENCE		0-1-1		0-0-0		3-0-2							
3-0-2		0-0-0		0-0-0		HOME		0-0-1		0-0-0		3-0-1							
0-1-1		0-0-0		0-0-0		AWAY		0-1-0		0-0-0		0-0-1							
0-0-0		0-0-0		0-0-0		NEUTRAL		0-0-0		0-0-0		0-0-0							
RPI	S	Opponent		Score		RPI	S	Opponent		Score		RPI	S	Opponent		Score			
15	A	Michigan		1	2			52	A	Denver	1	2	122	H	Bradley		2	1	
22	H	Virginia Tech		5	1			52	H	Denver	1	1	146	H	Grand Canyon		2	1	
								57	H	Creighton	0	1	151	A	Utah Valley		3	1	
								92	A	FGCU	2	3	160	A	UTRGV		1	0	
													166	N	Northern Ill.		0	1	
													170	N	Houston Baptist		1	0	
													176	H	UC Riverside		1	0	
													178	H	Western Ill.		2	0	
													178	H	Western Ill.		2	0	
													182	H	Fort Wayne		1	1	
													184	A	Eastern Ill.		0	0	
													187	H	Oral Roberts		2	0	
LAST 10 GAMES																			
						52	H	Denver	1	1	15	A	Michigan	1	2				
						178	H	Western Ill.	2	0	92	A	FGCU	2	3				
						187	H	Oral Roberts	2	0	182	H	Fort Wayne	1	1				
						52	A	Denver	1	2	57	H	Creighton	0	1				
						178	H	Western Ill.	2	0	184	A	Eastern Ill.	0	0				

Non-Div. I Games:

Omaha

Average RPI Win: 144		WON-LOST RECORD		WINNING PCT. RANK		LAST 10 GAMES		STRENGTH OF SCHEDULE		OPP. STRENGTH OF SCHEDULE		TEAM RPI		ADJ RPI		CONF. RPI		ADJ CONF. RPI	
DIV. I ONLY		8-7-2		.52941 86		3-6-1		148		67		105		.48727 99		10		10	
DIV. I NON-CONF.		5-3-1		.61111 60		0-2-0		150		65		114		.48404 108		12		12	
TOTALS		RPI 1-25		RPI 26-50		W-L RECORDS		RPI 51-100		RPI 101-150		RPI 150+							
8-7-2		0-3-0		1-1-1		OVERALL		1-2-1		2-0-0		4-1-0							
5-3-2		0-0-0		0-1-1		HOME		1-1-1		1-0-0		3-1-0							
3-4-0		0-3-0		1-0-0		AWAY		0-1-0		1-0-0		1-0-0							
0-0-0		0-0-0		0-0-0		NEUTRAL		0-0-0		0-0-0		0-0-0							
5-3-1		0-2-0		0-1-0		NON-CONFERENCE		1-0-1		1-0-0		3-0-0							
4-1-1		0-0-0		0-1-0		HOME		1-0-1		1-0-0		2-0-0							
1-2-0		0-2-0		0-0-		AWAY		0-0-0		0-0-0		1-0-0							
0-0-0		0-0-0		0-0-0		NEUTRAL		0-0-0		0-0-0		0-0-0							
3-4-1		0-1-0		1-0-1		CONFERENCE		0-2-0		1-0-0		1-1-0							
1-2-1		0-0-0		0-0-1		HOME		0-1-0		0-0-0		1-1-0							
2-2-0		0-1-0		1-0-0		AWAY		0-1-0		1-0-0		0-0-0							
0-0-0		0-0-0		0-0-0		NEUTRAL		0-0-0		0-0-0		0-0-0							
RPI S	Opponent		Score		RPI S	Opponent		Score		RPI S	Opponent		Score		RPI S	Opponent		Score	
9	A	Virginia	1	2	39	H	Rhode Island	2	2	62	H	Radford	1	0	120	H	Presbyterian	2	1
13	A	VCU	1	4	41	H	Elon	1	2	65	A	George Washington	0	2	132	A	St. Bonaventure	1	0
22	A	Virginia Tech	1	2	47	A	Saint Louis	1	0	73	H	High Point	1	1	159	H	La Salle	0	2
										94	H	Dayton	1	2	191	H	Winthrop	2	1
															195	H	Duquesne	3	0
															200	H	Wofford	3	0
															202	A	UNC Asheville	3	2
LAST 10 GAMES																			
					159	H	La Salle	0	2						195	H	Duquesne	3	0
					41	H	Elon	1	2						132	A	St. Bonaventure	1	0
					47	A	Saint Louis	1	0						13	A	VCU	1	4
					65	A	George Washington	0	2						94	H	Dayton	1	2
					39	H	Rhode Island	2	2						9	A	Virginia	1	2

Non-Div. I Games:

Davidson

Average RPI Win:	134	WON-LOST RECORD	WINNING PCT. RANK	LAST 10 GAMES	STRENGTH OF SCHEDULE	OPP. STRENGTH OF SCHEDULE	TEAM RPI	ADJ RPI	CONF. RPI	ADJ CONF. RPI	
DIV. I ONLY	7-9-1	.44118	130	3-7-0	72	102	106	.48706	100	6	6
DIV. I NON-CONF.	7-2-1	.75	19	3-0-0	73	169	108	.48999	97	6	6
<hr/>											
TOTALS	RPI 1-25	RPI 26-50		W-L RECORDS	RPI 51-100		RPI 101-150		RPI 150+		
7-9-1	0-2-0	1-1-1		OVERALL	1-4-0		1-2-0		4-0-0		
5-4-1	0-1-0	0-0-1		HOME	1-2-0		1-1-0		3-0-0		
2-5-0	0-1-0	1-1-0		AWAY	0-2-0		0-1-0		1-0-0		
0-0-0	0-0-0	0-0-0		NEUTRAL	0-0-0		0-0-0		0-0-0		
7-2-1	0-1-0	1-0-1		NON-CONFERENCE	1-0-0		1-1-0		4-0-0		
5-0-1	0-0-0	0-0-1		HOME	1-0-0		1-0-0		3-0-0		
2-2-0	0-1-0	1-0-		AWAY	0-0-0		0-1-0		1-0-0		
0-0-0	0-0-0	0-0-0		NEUTRAL	0-0-0		0-0-0		0-0-0		
0-7-0	0-1-0	0-1-0		CONFERENCE	0-4-0		0-1-0		0-0-0		
0-4-0	0-1-0	0-0-0		HOME	0-2-0		0-1-0		0-0-0		
0-3-0	0-0-0	0-1-0		AWAY	0-2-0		0-0-0		0-0-0		
0-0-0	0-0-0	0-0-0		NEUTRAL	0-0-0		0-0-0		0-0-0		
RPI	S	Opponent	Score	RPI	S	Opponent	Score	RPI	S	Opponent	Score
8	A	Western Mich.	0 2	44	A	South Fla.	2 5	53	H	UCF	1 2
17	H	SMU	0 2	48	H	Xavier	1 1	64	A	Tulsa	0 1
				49	A	Kentucky	1 0	88	A	Temple	1 2
								89	H	Green Bay	2 0
								90	H	UConn	0 1

Non-Div. I Games:

Cincinnati

Average RPI Win: 113		WON-LOST	WINNING	LAST 10	STRENGTH OF		OPP. STRENGTH	TEAM	ADJ		CONF.	ADJ CONF.			
Average RPI Loss: 33		RECORD	PCT. RANK	GAMES	SCHEDULE		OF SCHEDULE	RPI	RPI		RPI	RPI			
DIV. I ONLY		5-10-2	.35294	168	3-5-0		40	25	109		.48695	101			
DIV. I NON-CONF.		3-3-2	.5	93	1-1-0		127	122	156		.44589	150			
TOTALS		RPI 1-25	RPI 26-50		W-L RECORDS		RPI 51-100		RPI 101-150		RPI 150+				
5-10-2		0-6-0	0-2-0		OVERALL		1-2-0		4-0-1		0-0-1				
3-4-0		0-3-0	0-0-0		HOME		0-1-0		3-0-0		0-0-0				
2-6-2		0-3-0	0-2-0		AWAY		1-1-0		1-0-1		0-0-1				
0-0-0		0-0-0	0-0-0		NEUTRAL		0-0-0		0-0-0		0-0-0				
3-3-2		0-0-0	0-1-0		NON-CONFERENCE		1-2-0		2-0-1		0-0-1				
2-1-0		0-0-0	0-0-0		HOME		0-1-0		2-0-0		0-0-0				
1-2-2		0-0-0	0-0-		AWAY		1-1-0		0-0-1		0-0-1				
0-0-0		0-0-0	0-0-0		NEUTRAL		0-0-0		0-0-0		0-0-0				
2-7-0		0-6-0	0-1-0		CONFERENCE		0-0-0		2-0-0		0-0-0				
1-3-0		0-3-0	0-0-0		HOME		0-0-0		1-0-0		0-0-0				
1-4-0		0-3-0	0-1-0		AWAY		0-0-0		1-0-0		0-0-0				
0-0-0		0-0-0	0-0-0		NEUTRAL		0-0-0		0-0-0		0-0-0				
RPI S	Opponent	Score		RPI S	Opponent	Score		RPI S	Opponent	Score		RPI S	Opponent	Score	
4 A	Indiana	0	1	30 A	Pittsburgh	2	3	79 A	James Madison	2	1	113 H	Saint Francis (PA)	1	0
4 H	Indiana	0	1	46 A	Ohio St.	0	3	80 H	Hofstra	0	1	114 A	UC Irvine	1	1
12 A	Michigan St.	0	1					88 A	Temple	0	3	116 H	Detroit Mercy	2	0
15 H	Michigan	1	2									118 H	Northwestern	2	1
24 A	Wisconsin	0	1									141 A	Rutgers	6	2
25 H	Maryland	0	2									168 A	Loyola Marymount	1	1
LAST 10 GAMES															
4 A	Indiana	0	1	30 A	Pittsburgh	2	3	4 H	Indiana	0	1				
118 H	Northwestern	2	1	15 H	Michigan	1	2	88 A	Temple	0	3				
79 A	James Madison	2	1	24 A	Wisconsin	0	1								
141 A	Rutgers	6	2												
12 A	Michigan St.	0	1												

Non-Div. I Games:

Penn St.

CSUN

Average RPI Win: 123		WON-LOST RECORD	WINNING PCT. RANK		LAST 10 GAMES		STRENGTH OF SCHEDULE		OPP. STRENGTH OF SCHEDULE		TEAM RPI		ADJ RPI		CONF. RPI		ADJ CONF. RPI		
Average RPI Loss: 96																			
DIV. I ONLY		10-9-2	.52381	96	5-4-1		136		104		104		.48674		102	14		13	
DIV. I NON-CONF.		5-4-0	.55556	81	0-0-0		125		49		92		.49819		90	11		11	
TOTALS		RPI 1-25		RPI 26-50		W-L RECORDS		RPI 51-100		RPI 101-150		RPI 150+							
10-9-2		0-0-0		0-0-0		OVERALL		3-5-1		4-3-1		3-1-0							
6-3-0		0-0-0		0-0-0		HOME		2-1-0		2-2-0		2-0-0							
3-6-2		0-0-0		0-0-0		AWAY		0-4-1		2-1-1		1-1-0							
1-0-0		0-0-0		0-0-0		NEUTRAL		1-0-0		0-0-0		0-0-0							
5-4-0		0-0-0		0-0-0		NON-CONFERENCE		2-4-0		1-0-0		2-0-0							
2-1-0		0-0-0		0-0-0		HOME		1-1-0		0-0-0		1-0-0							
2-3-0		0-0-0		0-0-		AWAY		0-3-0		1-0-0		1-0-0							
1-0-0		0-0-0		0-0-0		NEUTRAL		1-0-0		0-0-0		0-0-0							
5-5-2		0-0-0		0-0-0		CONFERENCE		1-1-1		3-3-1		1-1-0							
4-2-0		0-0-0		0-0-0		HOME		1-0-0		2-2-0		1-0-0							
1-3-2		0-0-0		0-0-0		AWAY		0-1-1		1-1-1		0-1-0							
0-0-0		0-0-0		0-0-0		NEUTRAL		0-0-0		0-0-0		0-0-0							
RPI	S	Opponent	Score	RPI	S	Opponent	Score	RPI	S	Opponent	Score	RPI	S	Opponent	Score				
								51	A	UCLA	1 2	108	A	Cal St. Fullerton	0 0				
								52	N	Denver	2 0	108	H	Cal St. Fullerton	0 1				
								58	A	San Diego	0 2	114	A	UC Irvine	4 1				
								61	A	UC Davis	2 4	114	H	UC Irvine	3 2				
								61	A	UC Davis	1 1	130	A	Sacramento St.	0 1				
								66	A	New Mexico	1 2	130	H	Sacramento St.	3 2				
								70	H	San Jose St.	2 1	140	H	UC Santa Barbara	0 1				
								76	H	Saint Mary's (CA)	1 2	146	A	Grand Canyon	4 2				
								93	H	Cal Poly	1 0	151	A	Utah Valley	2 1				
												176	A	UC Riverside	1 2				
												176	H	UC Riverside	1 0				
												181	H	Siena	2 1				
				LAST 10 GAMES															
								61	A	UC Davis	2 4	176	H	UC Riverside	1 0				
								130	H	Sacramento St.	3 2	114	H	UC Irvine	3 2				
								176	A	UC Riverside	1 2	108	A	Cal St. Fullerton	0 0				
								108	H	Cal St. Fullerton	0 1	93	H	Cal Poly	1 0				
								114	A	UC Irvine	4 1	140	H	UC Santa Barbara	0 1				

Non-Div. I Games:

CSUN

Average RPI Win:		131	WON-LOST RECORD		WINNING PCT. RANK		LAST 10 GAMES		STRENGTH OF SCHEDULE		OPP. STRENGTH OF SCHEDULE		TEAM RPI		ADJ RPI		CONF. RPI		ADJ CONF. RPI				
Average RPI Loss:		72																					
DIV. I ONLY			7-10-2		.42105 137		2-5-1		46		154		102		.48346 103		17		17				
DIV. I NON-CONF.			2-6-0		.25 176		0-2-0		20		80		70		.5138 71		18		18				
TOTALS		RPI 1-25		RPI 26-50		W-L RECORDS		RPI 51-100		RPI 101-150		RPI 150+											
7-10-2		0-3-0		0-1-0		OVERALL		2-3-1		2-2-1		3-1-0											
4-2-1		0-0-0		0-0-0		HOME		1-0-0		1-2-1		2-0-0											
3-8-1		0-3-0		0-1-0		AWAY		1-3-1		1-0-0		1-1-0											
0-0-0		0-0-0		0-0-0		NEUTRAL		0-0-0		0-0-0		0-0-0											
2-6-0		0-3-0		0-1-0		NON-CONFERENCE		1-1-0		0-0-0		1-1-0											
2-0-0		0-0-0		0-0-0		HOME		1-0-0		0-0-0		1-0-0											
0-6-0		0-3-0		0-0-		AWAY		0-1-0		0-0-0		0-1-0											
0-0-0		0-0-0		0-0-0		NEUTRAL		0-0-0		0-0-0		0-0-0											
5-4-2		0-0-0		0-0-0		CONFERENCE		1-2-1		2-2-1		2-0-0											
2-2-1		0-0-0		0-0-0		HOME		0-0-0		1-2-1		1-0-0											
3-2-1		0-0-0		0-0-0		AWAY		1-2-1		1-0-0		1-0-0											
0-0-0		0-0-0		0-0-0		NEUTRAL		0-0-0		0-0-0		0-0-0											
RPI	S	Opponent		Score		RPI	S	Opponent		Score		RPI	S	Opponent		Score							
7	A	Akron		0	2	48	A	Xavier		1	2	59	H	Loyola Maryland		2	1	105	A	Wright St.		4	0
12	A	Michigan St.		0	1							77	A	Ill.-Chicago		1	3	105	H	Wright St.		2	1
15	A	Michigan		1	3							77	A	Ill.-Chicago		0	1	110	H	Milwaukee		0	2
												86	A	Oakland		3	0	116	H	Detroit Mercy		1	2
												89	A	Green Bay		1	1	136	H	Northern Ky.		0	0
												100	A	Cincinnati		1	2	157	A	Bowling Green		0	2
																		167	H	Belmont		2	1
																		194	H	Robert Morris		3	1
																		204	A	IUPUI		2	1
LAST 10 GAMES																							
		77 A Ill.-Chicago		1	3			77 A Ill.-Chicago		0	1												
		105 A Wright St.		4	0			89 A Green Bay		1	1												
		116 H Detroit Mercy		1	2			7 A Akron		0	2												
		105 H Wright St.		2	1			110 H Milwaukee		0	2												
		100 A Cincinnati		1	2			167 H Belmont		2	1												

Non-Div. I Games:

Cleveland St.

UAB

Average RPI Win: 152		WON-LOST	WINNING	LAST 10	STRENGTH OF	OPP. STRENGTH	TEAM	ADJ	CONF.	ADJ CONF.	
Average RPI Loss: 63		RECORD	PCT. RANK	GAMES	SCHEDULE	OF SCHEDULE	RPI	RPI	RPI	RPI	
DIV. I ONLY		5-7-4	.4375 133	3-5-2	69	90	114	.48328 104	7	7	
DIV. I NON-CONF.		4-1-3	.6875 38	2-1-1	58	179	115	.48337 112	4	5	
<hr/>											
TOTALS		RPI 1-25	RPI 26-50		W-L RECORDS		RPI 51-100		RPI 101-150		RPI 150+
5-7-4		0-1-0	0-2-1		OVERALL		0-3-3		2-1-0		3-0-0
3-2-4		0-1-0	0-0-1		HOME		0-1-3		1-0-0		2-0-0
2-5-0		0-0-0	0-2-0		AWAY		0-2-0		1-1-0		1-0-0
0-0-0		0-0-0	0-0-0		NEUTRAL		0-0-0		0-0-0		0-0-0
4-1-3		0-0-0	0-0-0		NON-CONFERENCE		0-1-3		2-0-0		2-0-0
2-0-3		0-0-0	0-0-0		HOME		0-0-3		1-0-0		1-0-0
2-1-0		0-0-0	0-0-		AWAY		0-1-0		1-0-0		1-0-0
0-0-0		0-0-0	0-0-0		NEUTRAL		0-0-0		0-0-0		0-0-0
1-6-1		0-1-0	0-2-1		CONFERENCE		0-2-0		0-1-0		1-0-0
1-2-1		0-1-0	0-0-1		HOME		0-1-0		0-0-0		1-0-0
0-4-0		0-0-0	0-2-0		AWAY		0-1-0		0-1-0		0-0-0
0-0-0		0-0-0	0-0-0		NEUTRAL		0-0-0		0-0-0		0-0-0
<hr/>											
RPI S	Opponent	Score	RPI S	Opponent	Score	RPI S	Opponent	Score	RPI S	Opponent	Score
21 H	FIU	1 2	28 A	Old Dominion	2 3	63 A	Georgia St.	1 4	112 H	Ga. Southern	2 1
			32 H	Charlotte	1 1	66 A	New Mexico	0 2	127 A	Marshall	1 2
			49 A	Kentucky	0 1	84 H	South Carolina	0 1	149 A	Memphis	3 0
						87 H	Lipscomb	1 1	158 H	Central Ark.	2 1
						91 H	UNCG	0 0	162 A	Jacksonville	2 1
						97 H	Missouri St.	0 0	177 H	Fla. Atlantic	2 0
<hr/>											
LAST 10 GAMES											
			84 H	South Carolina	0 1	66 A	New Mexico	0 2			
			127 A	Marshall	1 2	158 H	Central Ark.	2 1			
			87 H	Lipscomb	1 1	63 A	Georgia St.	1 4			
			177 H	Fla. Atlantic	2 0	32 H	Charlotte	1 1			
			112 H	Ga. Southern	2 1	28 A	Old Dominion	2 3			

Non-Div. I Games:

UAB

Average RPI Win:		142	WON-LOST RECORD		WINNING PCT. RANK		LAST 10 GAMES		STRENGTH OF SCHEDULE		OPP. STRENGTH OF SCHEDULE		TEAM RPI		ADJ RPI		CONF. RPI		ADJ CONF. RPI	
DIV. I ONLY			10-7-1		.58333 61		5-5-0		186		116		108		.48284 105		17		17	
DIV. I NON-CONF.			4-3-1		.5625 76		1-1-0		168		97		113		.47909 118		18		18	
TOTALS		RPI 1-25		RPI 26-50		W-L RECORDS		RPI 51-100		RPI 101-150		RPI 150+								
10-7-1		0-1-0		0-1-0		OVERALL		3-2-0		2-3-0		5-0-1								
6-2-1		0-0-0		0-0-0		HOME		2-1-0		2-1-0		2-0-1								
4-5-0		0-1-0		0-1-0		AWAY		1-1-0		0-2-0		3-0-0								
0-0-0		0-0-0		0-0-0		NEUTRAL		0-0-0		0-0-0		0-0-0								
4-3-1		0-1-0		0-1-0		NON-CONFERENCE		1-1-0		0-0-0		3-0-1								
2-0-1		0-0-0		0-0-0		HOME		1-0-0		0-0-0		1-0-1								
2-3-0		0-1-0		0-0-		AWAY		0-1-0		0-0-0		2-0-0								
0-0-0		0-0-0		0-0-0		NEUTRAL		0-0-0		0-0-0		0-0-0								
6-4-0		0-0-0		0-0-0		CONFERENCE		2-1-0		2-3-0		2-0-0								
4-2-0		0-0-0		0-0-0		HOME		1-1-0		2-1-0		1-0-0								
2-2-0		0-0-0		0-0-0		AWAY		1-0-0		0-2-0		1-0-0								
0-0-0		0-0-0		0-0-0		NEUTRAL		0-0-0		0-0-0		0-0-0								
RPI	S	Opponent		Score		RPI	S	Opponent		Score		RPI	S	Opponent		Score				
24	A	Wisconsin		1	2	46	A	Ohio St.		0	2	55	A	West Virginia		1	4			
												77	A	Ill.-Chicago		2	0			
												86	H	Oakland		2	0			
												89	H	Green Bay		1	2			
												100	H	Cincinnati		4	2			
												103	A	Cleveland St.		1	2			
												103	H	Cleveland St.		0	4			
												110	A	Milwaukee		2	3			
												116	H	Detroit Mercy		3	1			
												136	H	Northern Ky.		1	0			
												157	H	Bowling Green		2	0			
												167	A	Belmont		2	1			
												182	H	Fort Wayne		0	0			
												184	A	Eastern Ill.		2	0			
												195	A	Duquesne		1	0			
												204	H	IUPUI		2	0			
LAST 10 GAMES																				
103 H Cleveland St.						0	4	157 H Bowling Green						2	0					
204 H IUPUI						2	0	167 A Belmont						2	1					
103 A Cleveland St.						1	2	116 H Detroit Mercy						3	1					
136 H Northern Ky.						1	0	24 A Wisconsin						1	2					
110 A Milwaukee						2	3	89 H Green Bay						1	2					

Non-Div. I Games:

Wright St.

Average RPI Win:		138	WON-LOST RECORD		WINNING PCT. RANK		LAST 10 GAMES		STRENGTH OF SCHEDULE		OPP. STRENGTH OF SCHEDULE		TEAM RPI		ADJ RPI		CONF. RPI		ADJ CONF. RPI		
DIV. I ONLY			11-7-1		.60526	55	5-4-1		182		121		96		.48144		106	20		20	
DIV. I NON-CONF.			6-3-0		.66667	42	1-1-0		126		53		67		.51728		66	16		17	
TOTALS		RPI 1-25		RPI 26-50		W-L RECORDS		RPI 51-100		RPI 101-150		RPI 150+									
11-7-1		0-1-0		0-1-0		OVERALL		3-1-0		2-1-1		6-3-0									
6-4-0		0-0-0		0-0-0		HOME		3-1-0		1-1-0		2-2-0									
5-3-1		0-1-0		0-1-0		AWAY		0-0-0		1-0-1		4-1-0									
0-0-0		0-0-0		0-0-0		NEUTRAL		0-0-0		0-0-0		0-0-0									
6-3-0		0-1-0		0-1-0		NON-CONFERENCE		2-1-0		1-0-0		3-0-0									
3-1-0		0-0-0		0-0-0		HOME		2-1-0		0-0-0		1-0-0									
3-2-0		0-1-0		0-0-		AWAY		0-0-0		1-0-0		2-0-0									
0-0-0		0-0-0		0-0-0		NEUTRAL		0-0-0		0-0-0		0-0-0									
5-4-1		0-0-0		0-0-0		CONFERENCE		1-0-0		1-1-1		3-3-0									
3-3-0		0-0-0		0-0-0		HOME		1-0-0		1-1-0		1-2-0									
2-1-1		0-0-0		0-0-0		AWAY		0-0-0		0-0-1		2-1-0									
0-0-0		0-0-0		0-0-0		NEUTRAL		0-0-0		0-0-0		0-0-0									
RPI	S	Opponent		Score		RPI	S	Opponent		Score		RPI	S	Opponent		Score					
9	A	Virginia		2	4	46	A	Ohio St.		0	2	54	H	Rider		3	2				
												59	H	Loyola Maryland		4	2				
												65	H	George Washington		0	1				
												67	H	St. John's (NY)		2	1				

Non-Div. I Games:

Lehigh

Average RPI Win:		148	WON-LOST RECORD		WINNING PCT. RANK		LAST 10 GAMES		STRENGTH OF SCHEDULE		OPP. STRENGTH OF SCHEDULE		TEAM RPI		ADJ RPI		CONF. RPI		ADJ CONF. RPI	
Average RPI Loss:		93																		
DIV. I ONLY			10-10-1		.5 97		7-3-0		130		151		112		.4807 107		20		20	
DIV. I NON-CONF.			3-6-0		.33333 157		0-1-0		98		59		85		.50159 84		16		17	
TOTALS		RPI 1-25		RPI 26-50		W-L RECORDS		RPI 51-100		RPI 101-150		RPI 150+								
10-10-1		0-2-0		0-1-0		OVERALL		2-1-0		2-4-1		6-2-0								
5-3-1		0-0-0		0-1-0		HOME		1-1-0		1-1-1		3-0-0								
4-7-0		0-2-0		0-0-0		AWAY		1-0-0		1-3-0		2-2-0								
1-0-0		0-0-0		0-0-0		NEUTRAL		0-0-0		0-0-0		1-0-0								
3-6-0		0-2-0		0-1-0		NON-CONFERENCE		1-0-0		1-3-0		1-0-0								
3-2-0		0-0-0		0-1-0		HOME		1-0-0		1-1-0		1-0-0								
0-4-0		0-2-0		0-0-		AWAY		0-0-0		0-2-0		0-0-0								
0-0-0		0-0-0		0-0-0		NEUTRAL		0-0-0		0-0-0		0-0-0								
7-4-1		0-0-0		0-0-0		CONFERENCE		1-1-0		1-1-1		5-2-0								
2-1-1		0-0-0		0-0-0		HOME		0-1-0		0-0-1		2-0-0								
4-3-0		0-0-0		0-0-0		AWAY		1-0-0		1-1-0		2-2-0								
1-0-0		0-0-0		0-0-0		NEUTRAL		0-0-0		0-0-0		1-0-0								
RPI S	Opponent		Score		RPI S	Opponent		Score		RPI S	Opponent		Score		RPI S	Opponent		Score		
18 A	Massachusetts		1	2	42 H	Syracuse		0	2	59 A	Loyola Maryland		3	2	106 H	Lehigh		4	4	
20 A	New Hampshire		0	1						59 H	Loyola Maryland		1	2	111 A	Army West Point		0	2	
										95 H	Oregon St.		1	0	113 A	Saint Francis (PA)		0	3	
															115 A	Cornell		3	4	
															118 H	Northwestern		2	0	
															119 H	Binghamton		1	2	
															138 A	Boston U.		4	0	
															153 A	Holy Cross		3	4	
															153 N	Holy Cross		1	0	
															161 H	Princeton		1	0	
															179 A	Lafayette		1	2	
															183 A	American		2	0	
															185 A	Bucknell		1	0	
															185 H	Bucknell		2	1	
															203 H	Navy		2	1	
				LAST 10 GAMES																
						153 N Holy Cross		1	0							153 A Holy Cross		3	4	
						185 A Bucknell		1	0							179 A Lafayette		1	2	
						59 A Loyola Maryland		3	2							185 H Bucknell		2	1	
						138 A Boston U.		4	0							115 A Cornell		3	4	
						203 H Navy		2	1							183 A American		2	0	

Non-Div. I Games:

Colgate

Average RPI Win:	115	WON-LOST	WINNING	LAST 10	STRENGTH OF	OPP. STRENGTH	TEAM	ADJ	CONF.	ADJ CONF.	
Average RPI Loss:	98	RECORD	PCT. RANK	GAMES	SCHEDULE	OF SCHEDULE	RPI	RPI	RPI	RPI	
DIV. I ONLY	10-7-4	.57143	67	4-2-3	163	85	100	.47969	108	14	13
DIV. I NON-CONF.	5-3-1	.61111	60	0-0-0	130	23	80	.50475	82	11	11
<hr/>											
TOTALS	RPI 1-25	RPI 26-50		W-L RECORDS	RPI 51-100		RPI 101-150		RPI 150+		
10-7-4	0-1-0	1-1-0		OVERALL	3-1-2		4-2-1		2-2-1		
5-3-3	0-0-0	0-0-0		HOME	2-1-1		2-1-1		1-1-1		
4-4-1	0-1-0	0-1-0		AWAY	1-0-1		2-1-0		1-1-0		
1-0-0	0-0-0	1-0-0		NEUTRAL	0-0-0		0-0-0		0-0-0		
<hr/>											
5-3-1	0-1-0	1-1-0		NON-CONFERENCE	2-0-1		1-0-0		1-1-0		
3-1-1	0-0-0	0-0-0		HOME	2-0-1		1-0-0		0-1-0		
1-2-0	0-1-0	0-0-		AWAY	0-0-0		0-0-0		1-0-0		
1-0-0	0-0-0	1-0-0		NEUTRAL	0-0-0		0-0-0		0-0-0		
<hr/>											
5-4-3	0-0-0	0-0-0		CONFERENCE	1-1-1		3-2-1		1-1-1		
2-2-2	0-0-0	0-0-0		HOME	0-1-0		1-1-1		1-0-1		
3-2-1	0-0-0	0-0-0		AWAY	1-0-1		2-1-0		0-1-0		
0-0-0	0-0-0	0-0-0		NEUTRAL	0-0-0		0-0-0		0-0-0		
<hr/>											
RPI S	Opponent	Score		RPI S	Opponent	Score		RPI S	Opponent	Score	
6 A	Clemson	0	2	40 A	Portland	0	5	58 H	San Diego	1	1
				43 N	San Francisco	3	0	61 A	UC Davis	0	0
								61 H	UC Davis	1	2
								74 H	Vermont	2	1
								78 H	UNLV	1	0
								93 A	Cal Poly	1	0
								102 A	CSUN	1	0
								102 H	CSUN	0	0
								114 A	UC Irvine	3	1
								114 H	UC Irvine	1	2
								130 H	Sacramento St.	3	1
								140 A	UC Santa Barbara	2	5
								143 H	Santa Clara	2	0
								151 H	Utah Valley	0	2
								176 A	UC Riverside	1	2
								176 H	UC Riverside	2	1
								176 H	UC Riverside	1	1
								200 A	Wofford	1	0
<hr/>											
LAST 10 GAMES											
61 A UC Davis				0	0	114 A UC Irvine				3	1
176 H UC Riverside				2	1	176 A UC Riverside				1	2
114 H UC Irvine				1	2	102 H CSUN				0	0
102 A CSUN				1	0	130 H Sacramento St.				3	1
176 H UC Riverside				1	1	61 H UC Davis				1	2

Non-Div. I Games:

Cal St. Fullerton

Average RPI Win: 117		WON-LOST RECORD		WINNING PCT. RANK		LAST 10 GAMES		STRENGTH OF SCHEDULE		OPP. STRENGTH OF SCHEDULE		TEAM RPI		ADJ RPI		CONF. RPI		ADJ CONF. RPI	
DIV. I ONLY		5-8-5		.41667 139		3-3-4		66		37		115		.47905 109		8		8	
DIV. I NON-CONF.		3-5-0		.375 149		1-1-0		66		8		106		.48714 104		8		7	
TOTALS		RPI 1-25		RPI 26-50		W-L RECORDS		RPI 51-100		RPI 101-150		RPI 150+							
5-8-5		0-3-1		1-2-0		OVERALL		1-2-2		1-0-1		2-1-1							
3-2-3		0-1-0		0-0-0		HOME		1-0-2		0-0-0		2-1-1							
2-6-2		0-2-1		1-2-0		AWAY		0-2-0		1-0-1		0-0-0							
0-0-0		0-0-0		0-0-0		NEUTRAL		0-0-0		0-0-0		0-0-0							
3-5-0		0-2-0		1-0-0		NON-CONFERENCE		1-2-0		0-0-0		1-1-0							
2-1-0		0-0-0		0-0-0		HOME		1-0-0		0-0-0		1-1-0							
1-4-0		0-2-0		1-0-		AWAY		0-2-0		0-0-0		0-0-0							
0-0-0		0-0-0		0-0-0		NEUTRAL		0-0-0		0-0-0		0-0-0							
2-3-5		0-1-1		0-2-0		CONFERENCE		0-0-2		1-0-1		1-0-1							
1-1-3		0-1-0		0-0-0		HOME		0-0-2		0-0-0		1-0-1							
1-2-2		0-0-1		0-2-0		AWAY		0-0-0		1-0-1		0-0-0							
0-0-0		0-0-0		0-0-0		NEUTRAL		0-0-0		0-0-0		0-0-0							
RPI	S	Opponent		Score		RPI	S	Opponent		Score		RPI	S	Opponent		Score			
1	A	Wake Forest		1	4	39	A	Rhode Island		2	1	56	A	Boston College		1	2		
2	A	North Carolina		2	4	48	A	Xavier		0	3	57	H	Creighton		0	0		
14	H	Butler		0	1	48	A	Xavier		1	4	67	H	St. John's (NY)		0	0		
19	A	Georgetown		0	0							71	H	Brown		2	1		
												90	A	UConn		0	1		

Non-Div. I Games:

Providence

Average RPI Win:	136	WON-LOST RECORD	WINNING PCT. RANK	LAST 10 GAMES	STRENGTH OF SCHEDULE	OPP. STRENGTH OF SCHEDULE	TEAM RPI	ADJ RPI	CONF. RPI	ADJ CONF. RPI	
DIV. I ONLY	10-5-4	.63158	45	7-1-2	190	126	101	.47787	110	17	17
DIV. I NON-CONF.	4-2-3	.61111	60	1-1-1	184	102	122	.47	128	18	18
<hr/>											
TOTALS	RPI 1-25	RPI 26-50		W-L RECORDS	RPI 51-100		RPI 101-150		RPI 150+		
10-5-4	0-0-1	0-0-0		OVERALL	1-3-0		6-1-1		3-1-2		
5-2-4	0-0-1	0-0-0		HOME	0-2-0		3-0-1		2-0-2		
4-3-0	0-0-0	0-0-0		AWAY	1-1-0		2-1-0		1-1-0		
1-0-0	0-0-0	0-0-0		NEUTRAL	0-0-0		1-0-0		0-0-0		
<hr/>											
4-2-3	0-0-1	0-0-0		NON-CONFERENCE	0-1-0		2-1-0		2-0-2		
2-0-3	0-0-1	0-0-0		HOME	0-0-0		1-0-0		1-0-2		
1-2-0	0-0-0	0-0-		AWAY	0-1-0		0-1-0		1-0-0		
1-0-0	0-0-0	0-0-0		NEUTRAL	0-0-0		1-0-0		0-0-0		
<hr/>											
6-3-1	0-0-0	0-0-0		CONFERENCE	1-2-0		4-0-1		1-1-0		
3-2-1	0-0-0	0-0-0		HOME	0-2-0		2-0-1		1-0-0		
3-1-0	0-0-0	0-0-0		AWAY	1-0-0		2-0-0		0-1-0		
0-0-0	0-0-0	0-0-0		NEUTRAL	0-0-0		0-0-0		0-0-0		
<hr/>											
RPI S	Opponent	Score		RPI S	Opponent	Score		RPI S	Opponent	Score	
24 H	Wisconsin	0	0					103 A	Cleveland St.	2	0
								105 H	Wright St.	3	2
								116 A	Detroit Mercy	3	1
								116 H	Detroit Mercy	2	2
								122 N	Bradley	2	0
								135 A	SIUE	0	2
								136 H	Northern Ky.	2	0
								142 H	Marquette	2	0
								166 A	Northern Ill.	1	0
								167 A	Belmont	1	2
								178 H	Western Ill.	1	0
								180 H	UMKC	2	2
								184 H	Eastern Ill.	1	1
								204 H	IUPUI	3	0
<hr/>											
LAST 10 GAMES											
116 H	Detroit Mercy	2	2	105 H	Wright St.	3	2				
86 A	Oakland	2	0	103 A	Cleveland St.	2	0				
204 H	IUPUI	3	0	135 A	SIUE	0	2				
24 H	Wisconsin	0	0	136 H	Northern Ky.	2	0				
116 A	Detroit Mercy	3	1	142 H	Marquette	2	0				

Non-Div. I Games:

Milwaukee

Average RPI Win: 140		WON-LOST	WINNING	LAST 10	STRENGTH OF		OPP. STRENGTH	TEAM	ADJ	CONF.	ADJ CONF.
Average RPI Loss: 106		RECORD	PCT. RANK	GAMES	SCHEDULE		OF SCHEDULE	RPI	RPI	RPI	RPI
DIV. I ONLY		9-6-2	.58824	59	4-4-2		159	180	99	.47775	111
DIV. I NON-CONF.		6-2-0	.75	19	1-0-0		74	166	57	.52309	60
TOTALS		RPI 1-25	RPI 26-50		W-L RECORDS		RPI 51-100		RPI 101-150		RPI 150+
9-6-2		0-0-0	0-1-0		OVERALL		2-1-0		3-3-0		4-1-2
5-2-1		0-0-0	0-0-0		HOME		1-0-0		3-2-0		1-0-1
4-4-0		0-0-0	0-1-0		AWAY		1-1-0		0-1-0		3-1-0
0-0-1		0-0-0	0-0-0		NEUTRAL		0-0-0		0-0-0		0-0-1
6-2-0		0-0-0	0-1-0		NON-CONFERENCE		2-0-0		2-1-0		2-0-0
4-1-0		0-0-0	0-0-0		HOME		1-0-0		2-1-0		1-0-0
2-1-0		0-0-0	0-0-		AWAY		1-0-0		0-0-0		1-0-0
0-0-0		0-0-0	0-0-0		NEUTRAL		0-0-0		0-0-0		0-0-0
3-4-2		0-0-0	0-0-0		CONFERENCE		0-1-0		1-2-0		2-1-2
1-1-1		0-0-0	0-0-0		HOME		0-0-0		1-1-0		0-0-1
2-3-0		0-0-0	0-0-0		AWAY		0-1-0		0-1-0		2-1-0
0-0-1		0-0-0	0-0-0		NEUTRAL		0-0-0		0-0-0		0-0-1
RPI S	Opponent	Score	RPI S	Opponent	Score	RPI S	Opponent	Score	RPI S	Opponent	Score
			27 A	Air Force	0 1	59 A	Loyola Maryland	1 2	106 A	Lehigh	0 1
						60 H	Fairfield	3 0	107 H	Colgate	2 0
						72 A	Stony Brook	3 0	123 H	Fairleigh Dickinson	1 2
									134 H	Marist	2 1
									138 H	Boston U.	1 3
									147 H	San Diego St.	1 0
									153 H	Holy Cross	0 0
									179 A	Lafayette	1 0
									181 A	Siena	1 0
									183 A	American	3 2
									185 A	Bucknell	0 1
									199 H	Sacred Heart	2 1
									203 N	Navy	0 0
LAST 10 GAMES											
			183 A	American	3 2	59 A	Loyola Maryland	1 2			
			153 H	Holy Cross	0 0	179 A	Lafayette	1 0			
			138 H	Boston U.	1 3	107 H	Colgate	2 0			
			185 A	Bucknell	0 1	199 H	Sacred Heart	2 1			
			203 N	Navy	0 0	106 A	Lehigh	0 1			

Non-Div. I Games:

Army West Point

Average RPI Win: 147		WON-LOST	WINNING	LAST 10	STRENGTH OF		OPP. STRENGTH	TEAM	ADJ	CONF.	ADJ CONF.
Average RPI Loss: 95		RECORD	PCT. RANK	GAMES	SCHEDULE		OF SCHEDULE	RPI	RPI	RPI	RPI
DIV. I ONLY		9-8-1	.52778	89	5-4-1		160	127	113	.47679	112
DIV. I NON-CONF.		6-5-0	.54545	91	3-1-0		152	161	125	.47358	126
TOTALS		RPI 1-25	RPI 26-50		W-L RECORDS		RPI 51-100		RPI 101-150		RPI 150+
9-8-1		1-1-0	0-0-0		OVERALL		0-3-0		3-3-1		5-1-0
5-3-0		1-1-0	0-0-0		HOME		0-1-0		1-1-0		3-0-0
4-2-0		0-0-0	0-0-0		AWAY		0-0-0		2-1-0		2-1-0
0-3-1		0-0-0	0-0-0		NEUTRAL		0-2-0		0-1-1		0-0-0
6-5-0		0-1-0	0-0-0		NON-CONFERENCE		0-1-0		2-3-0		4-0-0
3-2-0		0-1-0	0-0-0		HOME		0-0-0		1-1-0		2-0-0
3-1-0		0-0-0	0-0-		AWAY		0-0-0		1-1-0		2-0-0
0-2-0		0-0-0	0-0-0		NEUTRAL		0-1-0		0-1-0		0-0-0
3-3-1		1-0-0	0-0-0		CONFERENCE		0-2-0		1-0-1		1-1-0
2-1-0		1-0-0	0-0-0		HOME		0-1-0		0-0-0		1-0-0
1-1-0		0-0-0	0-0-0		AWAY		0-0-0		1-0-0		0-1-0
0-1-1		0-0-0	0-0-0		NEUTRAL		0-1-0		0-0-1		0-0-0
RPI S	Opponent	Score		RPI S	Opponent	Score		RPI S	Opponent	Score	
6 H	Clemson	1	2					63 H	Georgia St.	1	3
23 H	Coastal Caro.	2	1					63 N	Georgia St.	1	3
								85 N	Furman	0	1
								104 A	UAB	1	2
								117 N	Monmouth	0	1
								121 A	Appalachian St.	2	0
								121 N	Appalachian St.	0	0
								139 A	Campbell	1	0
								145 H	Stetson	2	1
								150 H	Mercer	1	2
								162 H	Jacksonville	2	1
								170 H	Houston Baptist	1	0
								172 A	North Florida	2	1
								174 A	Hartwick	0	3
								191 A	Winthrop	2	1
								196 H	Howard	4	2
LAST 10 GAMES											
				63 N	Georgia St.	1	3	174 A	Hartwick	0	3
				121 N	Appalachian St.	0	0	104 A	UAB	1	2
				121 A	Appalachian St.	2	0	139 A	Campbell	1	0
				196 H	Howard	4	2	63 H	Georgia St.	1	3
				145 H	Stetson	2	1	162 H	Jacksonville	2	1

Non-Div. I Games:

Ga. Southern

Average RPI Win: 146		WON-LOST	WINNING	LAST 10	STRENGTH OF		OPP. STRENGTH	TEAM	ADJ	CONF.	ADJ CONF.
Average RPI Loss: 117		RECORD	PCT. RANK	GAMES	SCHEDULE		OF SCHEDULE	RPI	RPI	RPI	RPI
DIV. I ONLY		10-8-0	.55556	73	5-5-0		193	161	121	.47446	113
DIV. I NON-CONF.		7-4-0	.63636	54	2-1-0		155	131	109	.48754	103
TOTALS		RPI 1-25	RPI 26-50		W-L RECORDS		RPI 51-100		RPI 101-150		RPI 150+
10-8-0	0-1-0	1-0-0		OVERALL		1-1-0		2-4-0		6-2-0	
6-2-0	0-0-0	0-0-0		HOME		0-0-0		2-2-0		4-0-0	
3-6-0	0-1-0	1-0-0		AWAY		1-1-0		0-2-0		1-2-0	
1-0-0	0-0-0	0-0-0		NEUTRAL		0-0-0		0-0-0		1-0-0	
7-4-0	0-1-0	1-0-0		NON-CONFERENCE		1-0-0		2-2-0		3-1-0	
3-1-0	0-0-0	0-0-0		HOME		0-0-0		2-1-0		1-0-0	
3-3-0	0-1-0	1-0-		AWAY		1-0-0		0-1-0		1-1-0	
1-0-0	0-0-0	0-0-0		NEUTRAL		0-0-0		0-0-0		1-0-0	
3-4-0	0-0-0	0-0-0		CONFERENCE		0-1-0		0-2-0		3-1-0	
3-1-0	0-0-0	0-0-0		HOME		0-0-0		0-1-0		3-0-0	
0-3-0	0-0-0	0-0-0		AWAY		0-1-0		0-1-0		0-1-0	
0-0-0	0-0-0	0-0-0		NEUTRAL		0-0-0		0-0-0		0-0-0	
RPI S	Opponent	Score		RPI S	Opponent	Score		RPI S	Opponent	Score	
13 A	VCU	2	3	28 A	Old Dominion	5	3	68 A	St. Francis Brooklyn	0	1
								78 A	UNLV	1	0
								101 A	Penn St.	0	1
								107 H	Colgate	3	0
								123 H	Fairleigh Dickinson	1	2
								123 H	NJIT	4	2
								132 H	St. Bonaventure	0	1
								144 A	LIU Brooklyn	1	2
								156 N	CSU Bakersfield	2	1
								171 A	Central Conn. St.	3	5
								185 A	Bucknell	0	1
								186 H	Bryant	1	0
								194 H	Robert Morris	4	1
								195 H	Duquesne	4	2
								196 A	Howard	5	0
								199 H	Sacred Heart	2	0
				LAST 10 GAMES							
				194 H	Robert Morris	4	1	123 H	Fairleigh Dickinson	1	2
				199 H	Sacred Heart	2	0	171 A	Central Conn. St.	3	5
				68 A	St. Francis Brooklyn	0	1	123 H	NJIT	4	2
				144 A	LIU Brooklyn	1	2	132 H	St. Bonaventure	0	1
				186 H	Bryant	1	0	196 A	Howard	5	0

Non-Div. I Games:

Saint Francis (PA)

Average RPI Win:		128	WON-LOST RECORD		WINNING PCT. RANK		LAST 10 GAMES		STRENGTH OF SCHEDULE		OPP. STRENGTH OF SCHEDULE		TEAM RPI		ADJ RPI		CONF. RPI		ADJ CONF. RPI	
DIV. I ONLY		8-8-3		.5 97		3-5-2		143		114		120		.47357 114		14		13		
DIV. I NON-CONF.		5-3-1		.61111 60		0-0-0		115		94		102		.49038 96		11		11		
TOTALS		RPI 1-25		RPI 26-50		W-L RECORDS		RPI 51-100		RPI 101-150		RPI 150+								
8-8-3		0-1-0		0-1-0		OVERALL		3-2-0		2-3-3		3-1-0								
4-3-2		0-0-0		0-1-0		HOME		2-0-0		0-2-2		2-0-0								
3-5-1		0-1-0		0-0-0		AWAY		0-2-0		2-1-1		1-1-0								
1-0-0		0-0-0		0-0-0		NEUTRAL		1-0-0		0-0-0		0-0-0								
5-3-1		0-1-0		0-1-0		NON-CONFERENCE		2-1-0		1-0-1		2-0-0								
2-1-1		0-0-0		0-1-0		HOME		1-0-0		0-0-1		1-0-0								
2-2-0		0-1-0		0-0-		AWAY		0-1-0		1-0-0		1-0-0								
1-0-0		0-0-0		0-0-0		NEUTRAL		1-0-0		0-0-0		0-0-0								
3-5-2		0-0-0		0-0-0		CONFERENCE		1-1-0		1-3-2		1-1-0								
2-2-1		0-0-0		0-0-0		HOME		1-0-0		0-2-1		1-0-0								
1-3-1		0-0-0		0-0-0		AWAY		0-1-0		1-1-1		0-1-0								
0-0-0		0-0-0		0-0-0		NEUTRAL		0-0-0		0-0-0		0-0-0								
RPI	S	Opponent		Score		RPI	S	Opponent		Score		RPI	S	Opponent		Score				
5	A	Louisville		1	2	43	H	San Francisco		1	2	52	N	Denver		1	0			
												61	A	UC Davis		0	2			
												66	A	New Mexico		1	2			
												87	H	Lipscomb		3	0			
												93	H	Cal Poly		3	1			

Non-Div. I Games:

UC Irvine

Average RPI Win: 108		WON-LOST RECORD		WINNING PCT. RANK		LAST 10 GAMES		STRENGTH OF SCHEDULE		OPP. STRENGTH OF SCHEDULE		TEAM RPI		ADJ RPI		CONF. RPI		ADJ CONF. RPI	
DIV. I ONLY		7-8-2		.47059 116		4-5-1		79		153		107		.4725 115		12		12	
DIV. I NON-CONF.		5-4-1		.55 87		2-1-0		63		174		94		.48946 99		13		13	
TOTALS		RPI 1-25		RPI 26-50		W-L RECORDS		RPI 51-100		RPI 101-150		RPI 150+							
7-8-2		0-2-0		1-1-0		OVERALL		2-1-0		2-1-0		2-3-2							
6-3-0		0-0-0		0-1-0		HOME		2-1-0		2-1-0		2-0-0							
1-5-1		0-2-0		1-0-0		AWAY		0-0-0		0-0-0		0-3-1							
0-0-1		0-0-0		0-0-0		NEUTRAL		0-0-0		0-0-0		0-0-1							
5-4-1		0-1-0		1-0-0		NON-CONFERENCE		1-1-0		2-1-0		1-1-1							
4-2-0		0-0-0		0-0-0		HOME		1-1-0		2-1-0		1-0-0							
1-2-0		0-1-0		1-0-		AWAY		0-0-0		0-0-0		0-1-0							
0-0-1		0-0-0		0-0-0		NEUTRAL		0-0-0		0-0-0		0-0-1							
2-4-1		0-1-0		0-1-0		CONFERENCE		1-0-0		0-0-0		1-2-1							
2-1-0		0-0-0		0-1-0		HOME		1-0-0		0-0-0		1-0-0							
0-3-1		0-1-0		0-0-0		AWAY		0-0-0		0-0-0		0-2-1							
0-0-0		0-0-0		0-0-0		NEUTRAL		0-0-0		0-0-0		0-0-0							
RPI S	Opponent	Score		RPI S	Opponent	Score		RPI S	Opponent	Score		RPI S	Opponent	Score					
16 A	Dartmouth	0	1	29 H	Columbia	0	2	68 H	St. Francis Brooklyn	2	1	106 H	Lehigh	1	2				
17 A	SMU	0	3	42 A	Syracuse	1	0	71 H	Brown	1	0	107 H	Colgate	4	3				
								82 H	Canisius	1	2	119 H	Binghamton	3	2				
												161 A	Princeton	1	2				
												164 A	Yale	0	1				
												173 H	Harvard	1	0				
												174 A	Hartwick	1	2				
												179 H	Lafayette	3	1				
												188 N	Incarnate Word	2	2				
												192 A	Penn	1	1				
LAST 10 GAMES																			
				29 H	Columbia	0	2	164 A	Yale	0	1								
				16 A	Dartmouth	0	1	107 H	Colgate	4	3								
				161 A	Princeton	1	2	173 H	Harvard	1	0								
				71 H	Brown	1	0	192 A	Penn	1	1								
				174 A	Hartwick	1	2	119 H	Binghamton	3	2								

Non-Div. I Games:

Cornell

Detroit Mercy

Detroit Mercy

Average RPI Win:	156	WON-LOST	WINNING	LAST 10	STRENGTH OF	OPP. STRENGTH	TEAM	ADJ	CONF.	ADJ CONF.		
Average RPI Loss:	78	RECORD	PCT. RANK	GAMES	SCHEDULE	OF SCHEDULE	RPI	RPI	RPI	RPI		
DIV. I ONLY		7-9-2	.44444	126	4-5-1	109	149	129	.47157	117	18	18
DIV. I NON-CONF.		3-4-1	.4375	130	0-0-0	72	108	96	.49177	94	23	21
<hr/>												
TOTALS	RPI 1-25	RPI 26-50		W-L RECORDS		RPI 51-100		RPI 101-150		RPI 150+		
7-9-2	0-0-0	0-2-0		OVERALL		1-5-1		2-2-0		4-0-1		
6-1-1	0-0-0	0-0-0		HOME		1-1-0		1-0-0		4-0-1		
0-8-1	0-0-0	0-2-0		AWAY		0-4-1		0-2-0		0-0-0		
1-0-0	0-0-0	0-0-0		NEUTRAL		0-0-0		1-0-0		0-0-0		
<hr/>												
3-4-1	0-0-0	0-2-0		NON-CONFERENCE		0-2-1		2-0-0		1-0-0		
2-1-0	0-0-0	0-0-0		HOME		0-1-0		1-0-0		1-0-0		
0-3-1	0-0-0	0-0-		AWAY		0-1-1		0-0-0		0-0-0		
1-0-0	0-0-0	0-0-0		NEUTRAL		0-0-0		1-0-0		0-0-0		
<hr/>												
4-5-1	0-0-0	0-0-0		CONFERENCE		1-3-0		0-2-0		3-0-1		
4-0-1	0-0-0	0-0-0		HOME		1-0-0		0-0-0		3-0-1		
0-5-0	0-0-0	0-0-0		AWAY		0-3-0		0-2-0		0-0-0		
0-0-0	0-0-0	0-0-0		NEUTRAL		0-0-0		0-0-0		0-0-0		
<hr/>												
RPI	S	Opponent	Score	RPI	S	Opponent	Score	RPI	S	Opponent	Score	
				29	A	Columbia	1 2	54	A	Rider	0 3	
				38	A	UMass Lowell	2 3	55	A	West Virginia	0 0	
								60	A	Fairfield	1 2	
								81	A	Col. of Charleston	0 1	
								82	A	Canisius	0 3	
								83	H	UMBC	1 2	
								96	H	Quinnipiac	1 0	

Non-Div. I Games:

Monmouth

Average RPI Win:	144	WON-LOST	WINNING	LAST 10	STRENGTH OF	OPP. STRENGTH	TEAM	ADJ	CONF.	ADJ CONF.	
Average RPI Loss:	48	RECORD	PCT. RANK	GAMES	SCHEDULE	OF SCHEDULE	RPI	RPI	RPI	RPI	
DIV. I ONLY	7-12-0	.36842	162	5-5-0	85	23	123	.47125	118	2	2
DIV. I NON-CONF.	5-4-0	.55556	81	3-1-0	139	144	155	.44164	153	2	2
<hr/>											
TOTALS	RPI 1-25	RPI 26-50		W-L RECORDS		RPI 51-100		RPI 101-150		RPI 150+	
7-12-0	0-7-0	0-2-0		OVERALL		1-0-0		3-2-0		3-1-0	
5-3-0	0-2-0	0-1-0		HOME		1-0-0		2-0-0		2-0-0	
1-9-0	0-5-0	0-1-0		AWAY		0-0-0		0-2-0		1-1-0	
1-0-0	0-0-0	0-0-0		NEUTRAL		0-0-0		1-0-0		0-0-0	
5-4-0	0-1-0	0-1-0		NON-CONFERENCE		1-0-0		1-1-0		3-1-0	
4-0-0	0-0-0	0-0-0		HOME		1-0-0		1-0-0		2-0-0	
1-4-0	0-1-0	0-0-		AWAY		0-0-0		0-1-0		1-1-0	
0-0-0	0-0-0	0-0-0		NEUTRAL		0-0-0		0-0-0		0-0-0	
2-8-0	0-6-0	0-1-0		CONFERENCE		0-0-0		2-1-0		0-0-0	
1-3-0	0-2-0	0-1-0		HOME		0-0-0		1-0-0		0-0-0	
0-5-0	0-4-0	0-0-0		AWAY		0-0-0		0-1-0		0-0-0	
1-0-0	0-0-0	0-0-0		NEUTRAL		0-0-0		1-0-0		0-0-0	
RPI	S	Opponent	Score	RPI	S	Opponent	Score	RPI	S	Opponent	Score
4	H	Indiana	0 2	42	A	Syracuse	1 3	77	H	Ill.-Chicago	1 0
10	A	Notre Dame	1 2	46	H	Ohio St.	0 1				
12	H	Michigan St.	0 2								
15	A	Michigan	1 3								
15	A	Michigan	1 4								
24	A	Wisconsin	1 3								
25	A	Maryland	0 3								
								</			

Non-Div. I Games:

Northwestern

Average RPI Win: 117		WON-LOST	WINNING	LAST 10	STRENGTH OF		OPP. STRENGTH	TEAM	ADJ		CONF.	ADJ CONF.
Average RPI Loss: 62		RECORD	PCT. RANK	GAMES	SCHEDULE		OF SCHEDULE	RPI	RPI		RPI	RPI
DIV. I ONLY		5-10-3	.36111	164	2-6-2		53	89	127		.47111	119
DIV. I NON-CONF.		4-6-1	.40909	141	1-2-0		87	134	141		.4569	143
TOTALS		RPI 1-25	RPI 26-50		W-L RECORDS		RPI 51-100		RPI 101-150		RPI 150+	
5-10-3		0-2-0	0-3-0		OVERALL		2-3-2		2-2-0		1-0-1	
1-4-1		0-0-0	0-3-0		HOME		1-1-1		0-0-0		0-0-0	
4-5-2		0-1-0	0-0-0		AWAY		1-2-1		2-2-0		1-0-1	
0-1-0		0-1-0	0-0-0		NEUTRAL		0-0-0		0-0-0		0-0-0	
4-6-1		0-1-0	0-1-0		NON-CONFERENCE		2-2-0		1-2-0		1-0-1	
1-2-0		0-0-0	0-1-0		HOME		1-1-0		0-0-0		0-0-0	
3-3-1		0-0-0	0-0-		AWAY		1-1-0		1-2-0		1-0-1	
0-1-0		0-1-0	0-0-0		NEUTRAL		0-0-0		0-0-0		0-0-0	
1-4-2		0-1-0	0-2-0		CONFERENCE		0-1-2		1-0-0		0-0-0	
0-2-1		0-0-0	0-2-0		HOME		0-0-1		0-0-0		0-0-0	
1-2-1		0-1-0	0-0-0		AWAY		0-1-1		1-0-0		0-0-0	
0-0-0		0-0-0	0-0-0		NEUTRAL		0-0-0		0-0-0		0-0-0	
RPI S	Opponent	Score	RPI S	Opponent	Score	RPI S	Opponent	Score	RPI S	Opponent	Score	
20 A	New Hampshire	1 2	29 H	Columbia	0 1	65 H	George Washington	4 0	107 A	Colgate	2 1	
22 N	Virginia Tech	1 2	31 H	Albany (NY)	0 2	72 A	Stony Brook	0 0	115 A	Cornell	2 3	
			38 H	UMass Lowell	0 2	74 A	Vermont	0 2	133 A	George Mason	3 4	
						79 A	James Madison	0 2	148 A	Hartford	1 0	
						80 H	Hofstra	1 2	183 A	American	1 1	
						82 A	Canisius	5 1	185 A	Bucknell	2 1	
						83 H	UMBC	1 1				
LAST 10 GAMES												
			31 H	Albany (NY)	0 2	20 A	New Hampshire	1 2				
			74 A	Vermont	0 2	148 A	Hartford	1 0				
			80 H	Hofstra	1 2	83 H	UMBC	1 1				
			38 H	UMass Lowell	0 2	72 A	Stony Brook	0 0				
			185 A	Bucknell	2 1	115 A	Cornell	2 3				

Non-Div. I Games:

Binghamton

Average RPI Win:	159	WON-LOST	WINNING	LAST 10	STRENGTH OF	OPP. STRENGTH	TEAM	ADJ	CONF.	ADJ CONF.			
Average RPI Loss:	96	RECORD	PCT. RANK	GAMES	SCHEDULE	OF SCHEDULE	RPI	RPI	RPI	RPI			
DIV. I ONLY	6-8-5	.44737	121	2-2-3	78	175	128	.47099	120	24	21		
DIV. I NON-CONF.	2-5-1	.3125	166	0-1-0	53	93	93	.50104	85	22	20		
<hr/>													
TOTALS	RPI 1-25	RPI 26-50		W-L RECORDS	RPI 51-100		RPI 101-150		RPI 150+				
6-8-5	0-0-1	0-1-0		OVERALL	1-4-3		2-2-0		3-1-1				
2-5-1	0-0-0	0-0-0		HOME	0-2-1		1-2-0		1-1-0				
4-3-4	0-0-1	0-1-0		AWAY	1-2-2		1-0-0		2-0-1				
0-0-0	0-0-0	0-0-0		NEUTRAL	0-0-0		0-0-0		0-0-0				
2-5-1	0-0-1	0-1-0		NON-CONFERENCE	1-3-0		0-1-0		1-0-0				
1-3-0	0-0-0	0-0-0		HOME	0-2-0		0-1-0		1-0-0				
1-2-1	0-0-1	0-0-		AWAY	1-1-0		0-0-0		0-0-0				
0-0-0	0-0-0	0-0-0		NEUTRAL	0-0-0		0-0-0		0-0-0				
4-3-4	0-0-0	0-0-0		CONFERENCE	0-1-3		2-1-0		2-1-1				
1-2-1	0-0-0	0-0-0		HOME	0-0-1		1-1-0		0-1-0				
3-1-3	0-0-0	0-0-0		AWAY	0-1-2		1-0-0		2-0-1				
0-0-0	0-0-0	0-0-0		NEUTRAL	0-0-0		0-0-0		0-0-0				
<hr/>													
RPI	S	Opponent	Score	RPI	S	Opponent	Score	RPI	S	Opponent	Score		
3	A	Duke	1 1	41	A	Elon	0 2	62	A	Radford	0 0		
								121	H	Appalachian St.	1 2		
								62	H	Radford	1 1		
								63	H	Georgia St.	0 2		
								131	H	Liberty	1 2		
								139	A	Campbell	2 1		
								73	A	High Point	0 0		
								139	H	Campbell	5 0		
								73	A	High Point	0 1		
								155	H	Gardner-Webb	1 2		
								85	H	Furman	1 2		
								190	H	USC Upstate	3 1		
								91	A	UNCG	1 0		
								191	A	Winthrop	2 0		
								99	A	Davidson	1 2		
								201	A	Longwood	1 0		
								202	A	UNC Asheville	2 2		
<hr/>													
				LAST 10 GAMES									
				73 A High Point				0	0	121 H Appalachian St.		1	2
				62 A Radford				0	0	139 H Campbell		5	0
				139 A Campbell				2	1	131 H Liberty		1	2
				202 A UNC Asheville				2	2	201 A Longwood		1	0
				73 A High Point				0	1	62 H Radford		1	1

Non-Div. I Games:

Presbyterian

Average RPI Win: 139		WON-LOST	WINNING	LAST 10	STRENGTH OF		OPP. STRENGTH	TEAM	ADJ	CONF.	ADJ CONF.
Average RPI Loss: 63		RECORD	PCT. RANK	GAMES	SCHEDULE		OF SCHEDULE	RPI	RPI	RPI	RPI
DIV. I ONLY		5-8-6	.42105	137	2-3-5		67	101	126	.46994	121
DIV. I NON-CONF.		5-5-3	.5	93	2-0-2		52	92	104	.49123	95
TOTALS		RPI 1-25	RPI 26-50		W-L RECORDS		RPI 51-100		RPI 101-150		RPI 150+
5-8-6		1-3-0	0-1-0		OVERALL		0-2-2		1-1-3		3-1-1
3-3-3		0-0-0	0-0-0		HOME		0-1-1		0-1-2		3-1-0
2-5-2		1-3-0	0-1-0		AWAY		0-1-1		1-0-0		0-0-1
0-0-1		0-0-0	0-0-0		NEUTRAL		0-0-0		0-0-1		0-0-0
5-5-3		1-2-0	0-1-0		NON-CONFERENCE		0-2-1		1-0-2		3-0-0
3-1-3		0-0-0	0-0-0		HOME		0-1-1		0-0-2		3-0-0
2-4-0		1-2-0	0-0-0		AWAY		0-1-0		1-0-0		0-0-0
0-0-0		0-0-0	0-0-0		NEUTRAL		0-0-0		0-0-0		0-0-0
0-3-3		0-1-0	0-0-0		CONFERENCE		0-0-1		0-1-1		0-1-1
0-2-0		0-0-0	0-0-0		HOME		0-0-0		0-1-0		0-1-0
0-1-2		0-1-0	0-0-0		AWAY		0-0-1		0-0-0		0-0-1
0-0-1		0-0-0	0-0-0		NEUTRAL		0-0-0		0-0-1		0-0-0
RPI S	Opponent	Score		RPI S	Opponent	Score		RPI S	Opponent	Score	
1 A	Wake Forest	0	3	28 A	Old Dominion	1	2	63 A	Georgia St.	0	0
3 A	Duke	0	1					69 H	ETSU	0	1
13 A	VCU	3	2					73 H	High Point	0	0
23 A	Coastal Caro.	0	4					91 A	UNCG	0	1
				LAST 10 GAMES							
				112 N	Ga. Southern	0	0	139 H	Campbell	1	1
				112 H	Ga. Southern	0	2	174 H	Hartwick	0	3
				23 A	Coastal Caro.	0	4	202 H	UNC Asheville	1	0
				120 A	Presbyterian	2	1	196 A	Howard	0	0
				63 A	Georgia St.	0	0	73 H	High Point	0	0

Non-Div. I Games:

Appalachian St.

Average RPI Win:	161	WON-LOST	WINNING	LAST 10	STRENGTH OF	OPP. STRENGTH	TEAM	ADJ	CONF.	ADJ CONF.			
Average RPI Loss:	113	RECORD	PCT. RANK	GAMES	SCHEDULE	OF SCHEDULE	RPI	RPI	RPI	RPI			
DIV. I ONLY	10-7-3	.575	65	4-4-2	179	168	116	.46982	122	15	15		
DIV. I NON-CONF.	5-4-1	.55	87	1-1-1	173	187	137	.46232	137	19	19		
<hr/>													
TOTALS	RPI 1-25	RPI 26-50		W-L RECORDS		RPI 51-100		RPI 101-150		RPI 150+			
10-7-3	0-0-0	0-0-0		OVERALL		0-3-1		3-3-0		7-1-2			
7-3-1	0-0-0	0-0-0		HOME		0-2-0		3-1-0		4-0-1			
2-3-2	0-0-0	0-0-0		AWAY		0-1-1		0-1-0		2-1-1			
1-1-0	0-0-0	0-0-0		NEUTRAL		0-0-0		0-1-0		1-0-0			
<hr/>													
5-4-1	0-0-0	0-0-0		NON-CONFERENCE		0-2-0		0-2-0		5-0-1			
3-2-0	0-0-0	0-0-0		HOME		0-1-0		0-1-0		3-0-0			
1-1-1	0-0-0	0-0-		AWAY		0-1-0		0-0-0		1-0-1			
1-1-0	0-0-0	0-0-0		NEUTRAL		0-0-0		0-1-0		1-0-0			
<hr/>													
5-3-2	0-0-0	0-0-0		CONFERENCE		0-1-1		3-1-0		2-1-1			
4-1-1	0-0-0	0-0-0		HOME		0-1-0		3-0-0		1-0-1			
1-2-1	0-0-0	0-0-0		AWAY		0-0-1		0-1-0		1-1-0			
0-0-0	0-0-0	0-0-0		NEUTRAL		0-0-0		0-0-0		0-0-0			
<hr/>													
RPI S	Opponent	Score	RPI S	Opponent	Score	RPI S	Opponent	Score	RPI S	Opponent	Score		
						75 A	Evansville	2	2	110 N	Milwaukee	0	2
						77 H	Ill.-Chicago	1	2	125 A	Loyola Chicago	1	2
						97 H	Missouri St.	0	1	125 H	Loyola Chicago	1	0
						98 A	Omaha	1	2	126 H	Gonzaga	1	2
										129 H	Drake	1	0
										129 H	Drake	3	1
										158 A	Central Ark.	0	2
										158 H	Central Ark.	3	0
										158 H	Central Ark.	1	1
										166 N	Northern Ill.	2	1
										169 A	Valparaiso	1	0
										175 A	DePaul	1	0
										178 A	Western Ill.	0	0
										182 H	Fort Wayne	3	0
										184 H	Eastern Ill.	1	0
										188 H	Incarnate Word	3	0
						<hr/>							
			LAST 10 GAMES										
			158 H Central Ark.			1	1	125 A Loyola Chicago	1	2			
			129 H Drake			3	1	77 H Ill.-Chicago	1	2			
			169 A Valparaiso			1	0	158 A Central Ark.	0	2			
			178 A Western Ill.			0	0	184 H Eastern Ill.	1	0			
			158 H Central Ark.			3	0	97 H Missouri St.	0	1			

Non-Div. I Games: Aurora 3 0

Bradley

Average RPI Win:	154	WON-LOST RECORD	WINNING PCT. RANK	LAST 10 GAMES	STRENGTH OF SCHEDULE	OPP. STRENGTH OF SCHEDULE	TEAM RPI	ADJ RPI	CONF. RPI	ADJ CONF. RPI				
DIV. I ONLY		8-7-4	.52632	94	2-6-2	162	159	133	.46905	123	19	19		
DIV. I NON-CONF.		5-5-2	.5	93	0-4-0	145	153	128	.47742	120	17	16		
<hr/>														
TOTALS	RPI 1-25	RPI 26-50		W-L RECORDS		RPI 51-100		RPI 101-150		RPI 150+				
8-7-4	0-0-1	0-0-0		OVERALL		2-4-1		1-3-1		5-0-1				
3-0-2	0-0-0	0-0-0		HOME		1-0-0		0-0-1		2-0-1				
5-7-1	0-0-1	0-0-0		AWAY		1-4-0		1-3-0		3-0-0				
0-0-1	0-0-0	0-0-0		NEUTRAL		0-0-1		0-0-0		0-0-0				
5-5-2	0-0-1	0-0-0		NON-CONFERENCE		1-3-0		1-2-1		3-0-0				
1-0-1	0-0-0	0-0-0		HOME		1-0-0		0-0-1		0-0-0				
4-5-1	0-0-1	0-0-		AWAY		0-3-0		1-2-0		3-0-0				
0-0-0	0-0-0	0-0-0		NEUTRAL		0-0-0		0-0-0		0-0-0				
3-2-2	0-0-0	0-0-0		CONFERENCE		1-1-1		0-1-0		2-0-1				
2-0-1	0-0-0	0-0-0		HOME		0-0-0		0-0-0		2-0-1				
1-2-0	0-0-0	0-0-0		AWAY		1-1-0		0-1-0		0-0-0				
0-0-1	0-0-0	0-0-0		NEUTRAL		0-0-1		0-0-0		0-0-0				
RPI	S	Opponent	Score		RPI	S	Opponent	Score		RPI	S	Opponent	Score	
21	A	FIU	2	2						65	A	George Washington	0	1
										68	H	St. Francis Brooklyn	3	0
										72	A	Stony Brook	1	2
										87	A	Lipscomb	1	0
										87	N	Lipscomb	3	3
										88	A	Temple	1	3
										92	A	FGCU	0	5
										113	A	Saint Francis (PA)	2	4
										123	H	Fairleigh Dickinson	1	1
										141	A	Rutgers	1	2
										144	A	LIU Brooklyn	1	0
										145	A	Stetson	1	2
										162	H	Jacksonville	4	1
										172	H	North Florida	1	1
										177	A	Fla. Atlantic	2	0
										190	H	USC Upstate	2	1
										199	A	Sacred Heart	1	0
										203	A	Navy	1	0
<hr/>														
LAST 10 GAMES														
87	N	Lipscomb	3	3	141	A	Rutgers	1	2					
92	A	FGCU	0	5	145	A	Stetson	1	2					
172	H	North Florida	1	1	113	A	Saint Francis (PA)	2	4					
88	A	Temple	1	3	87	A	Lipscomb	1	0					
162	H	Jacksonville	4	1	65	A	George Washington	0	1					

Non-Div. I Games:

NJIT

Average RPI Win:	163	WON-LOST	WINNING	LAST 10	STRENGTH OF	OPP. STRENGTH	TEAM	ADJ	CONF.	ADJ CONF.							
Average RPI Loss:	123	RECORD	PCT. RANK	GAMES	SCHEDULE	OF SCHEDULE	RPI	RPI	RPI	RPI							
DIV. I ONLY	10-5-3	.63889	41	4-2-2	197	194	110	.46905	123	22	24						
DIV. I NON-CONF.	7-2-1	.75	19	1-0-0	144	189	88	.49491	91	24	24						
<hr/>																	
TOTALS	RPI 1-25	RPI 26-50		W-L RECORDS		RPI 51-100		RPI 101-150		RPI 150+							
10-5-3	0-0-0	0-0-0		OVERALL		0-2-0		3-1-2		7-2-1							
3-3-2	0-0-0	0-0-0		HOME		0-2-0		1-0-1		2-1-1							
7-1-1	0-0-0	0-0-0		AWAY		0-0-0		2-0-1		5-1-0							
0-1-0	0-0-0	0-0-0		NEUTRAL		0-0-0		0-1-0		0-0-0							
<hr/>																	
7-2-1	0-0-0	0-0-0		NON-CONFERENCE		0-1-0		2-0-1		5-1-0							
3-2-0	0-0-0	0-0-0		HOME		0-1-0		1-0-0		2-1-0							
4-0-1	0-0-0	0-0-		AWAY		0-0-0		1-0-1		3-0-0							
0-0-0	0-0-0	0-0-0		NEUTRAL		0-0-0		0-0-0		0-0-0							
<hr/>																	
3-3-2	0-0-0	0-0-0		CONFERENCE		0-1-0		1-1-1		2-1-1							
0-1-2	0-0-0	0-0-0		HOME		0-1-0		0-0-1		0-0-1							
3-1-0	0-0-0	0-0-0		AWAY		0-0-0		1-0-0		2-1-0							
0-1-0	0-0-0	0-0-0		NEUTRAL		0-0-0		0-1-0		0-0-0							
<hr/>																	
RPI S	Opponent	Score	RPI S	Opponent	Score	RPI S	Opponent	Score	RPI S	Opponent	Score						
						54 H	Rider	1 2	111 A	Army West Point	2 1						
						68 H	St. Francis Brooklyn	0 1	113 A	Saint Francis (PA)	2 1						
									123 A	NJIT	1 1						
									137 H	Manhattan	3 1						
									144 H	LIU Brooklyn	1 1						
									144 N	LIU Brooklyn	0 4						
									152 H	Iona	3 2						
									161 H	Princeton	0 2						
									164 A	Yale	2 0						
									171 H	Central Conn. St.	1 1						
									179 A	Lafayette	2 0						
									185 H	Bucknell	3 2						
									186 A	Bryant	0 2						
									194 A	Robert Morris	1 0						
									196 A	Howard	2 1						
									199 A	Sacred Heart	3 0						
						<hr/>											
						LAST 10 GAMES											
						144 N LIU Brooklyn			0 4			194 A Robert Morris			1 0		
						199 A Sacred Heart			3 0			113 A Saint Francis (PA)			2 1		
144 H LIU Brooklyn			1 1			68 H St. Francis Brooklyn			0 1								
196 A Howard			2 1			186 A Bryant			0 2								
171 H Central Conn. St.			1 1			185 H Bucknell			3 2								

Non-Div. I Games:

Fairleigh Dickinson

Average RPI Win:	112	WON-LOST	WINNING	LAST 10	STRENGTH OF	OPP. STRENGTH	TEAM	ADJ	CONF.	ADJ CONF.	
Average RPI Loss:	113	RECORD	PCT. RANK	GAMES	SCHEDULE	OF SCHEDULE	RPI	RPI	RPI	RPI	
DIV. I ONLY	7-8-3	.47222	113	3-4-3	82	174	111	.46853	125	15	15
DIV. I NON-CONF.	4-3-2	.55556	81	0-1-2	93	175	119	.47441	124	19	19
TOTALS	RPI 1-25	RPI 26-50	W-L RECORDS	RPI 51-100	RPI 101-150	RPI 150+					
7-8-3	0-1-0	1-0-0	OVERALL	2-2-1	3-2-1	1-3-1					
3-3-2	0-0-0	0-0-0	HOME	0-1-1	2-0-0	1-2-1					
3-3-1	0-1-0	1-0-0	AWAY	2-0-0	0-2-1	0-0-0					
1-2-0	0-0-0	0-0-0	NEUTRAL	0-1-0	1-0-0	0-1-0					
4-3-2	0-1-0	1-0-0	NON-CONFERENCE	0-0-1	2-1-0	1-1-1					
2-0-2	0-0-0	0-0-0	HOME	0-0-1	1-0-0	1-0-1					
1-2-0	0-1-0	1-0-	AWAY	0-0-0	0-1-0	0-0-0					
1-1-0	0-0-0	0-0-0	NEUTRAL	0-0-0	1-0-0	0-1-0					
3-5-1	0-0-0	0-0-0	CONFERENCE	2-2-0	1-1-1	0-2-0					
1-3-0	0-0-0	0-0-0	HOME	0-1-0	1-0-0	0-2-0					
2-1-1	0-0-0	0-0-0	AWAY	2-0-0	0-1-1	0-0-0					
0-1-0	0-0-0	0-0-0	NEUTRAL	0-1-0	0-0-0	0-0-0					
RPI S Opponent	Score	RPI S Opponent	Score	RPI S Opponent	Score	RPI S Opponent	Score				
24 A Wisconsin	0 2	48 A Xavier	2 1	75 A Evansville	3 0	118 A Northwestern	1 2				
				75 H Evansville	0 1	122 A Bradley	0 1				
				75 N Evansville	0 1	122 H Bradley	2 1				
				77 H Ill.-Chicago	1 1	129 A Drake	0 0				
				97 A Missouri St.	2 1	135 H SIUE	1 0				
						145 N Stetson	1 0				
						158 H Central Ark.	2 3				
						159 H La Salle	3 1				
						160 N UTRGV	0 1				
						169 H Valparaiso	1 2				
						175 H DePaul	2 2				
LAST 10 GAMES											
75 N Evansville	0 1	175 H DePaul	2 2	75 H Evansville	0 1	75 A Evansville	3 0				
97 A Missouri St.	2 1	129 A Drake	0 0	118 A Northwestern	1 2	77 H Ill.-Chicago	1 1				
122 H Bradley	2 1	158 H Central Ark.	2 3								

Non-Div. I Games:

Loyola Chicago

Average RPI Win: 140		WON-LOST RECORD	WINNING PCT. RANK		LAST 10 GAMES		STRENGTH OF SCHEDULE		OPP. STRENGTH OF SCHEDULE		TEAM RPI	ADJ RPI	CONF. RPI	ADJ CONF. RPI	
Average RPI Loss: 65			6-9-2	.41176	146	2-6-2	90	95	130	.46809	126	9	9		
DIV. I ONLY		6-3-1	.65	48	2-0-1	51	163	100	.48883	101	3	3			
DIV. I NON-CONF.															
TOTALS		RPI 1-25		RPI 26-50		W-L RECORDS		RPI 51-100		RPI 101-150		RPI 150+			
6-9-2		0-0-0		0-5-1		OVERALL		1-3-0		1-0-1		4-1-0			
4-3-2		0-0-0		0-2-1		HOME		1-1-0		0-0-1		3-0-0			
1-6-0		0-0-0		0-3-0		AWAY		0-2-0		1-0-0		0-1-0			
1-0-0		0-0-0		0-0-0		NEUTRAL		0-0-0		0-0-0		1-0-0			
6-3-1		0-0-0		0-2-1		NON-CONFERENCE		1-1-0		1-0-0		4-0-0			
4-1-1		0-0-0		0-1-1		HOME		1-0-0		0-0-0		3-0-0			
1-2-0		0-0-0		0-0-		AWAY		0-1-0		1-0-0		0-0-0			
1-0-0		0-0-0		0-0-0		NEUTRAL		0-0-0		0-0-0		1-0-0			
0-6-1		0-0-0		0-3-0		CONFERENCE		0-2-0		0-0-1		0-1-0			
0-2-1		0-0-0		0-1-0		HOME		0-1-0		0-0-1		0-0-0			
0-4-0		0-0-0		0-2-0		AWAY		0-1-0		0-0-0		0-1-0			
0-0-0		0-0-0		0-0-0		NEUTRAL		0-0-0		0-0-0		0-0-0			
RPI	S	Opponent	Score	RPI	S	Opponent	Score	RPI	S	Opponent	Score	RPI	S	Opponent	Score
				27	H	Air Force	0 0	52	H	Denver	2 1	122	A	Bradley	2 1
				35	A	Pacific	1 3	58	A	San Diego	1 2	143	H	Santa Clara	0 0
				37	A	Washington	0 3	76	H	Saint Mary's (CA)	0 1	151	H	Utah Valley	2 1
				40	A	Portland	0 1	78	A	UNLV	0 3	156	N	CSU Bakersfield	4 1
				43	H	San Francisco	1 3					168	A	Loyola Marymount	1 2
				50	H	Seattle U	0 2					176	H	UC Riverside	1 0
												183	H	American	4 0
LAST 10 GAMES															
				35	A	Pacific	1 3	168	A	Loyola Marymount	1 2				
				40	A	Portland	0 1	76	H	Saint Mary's (CA)	0 1				
				143	H	Santa Clara	0 0	52	H	Denver	2 1				
				43	H	San Francisco	1 3	151	H	Utah Valley	2 1				
				58	A	San Diego	1 2	27	H	Air Force	0 0				

Non-Div. I Games:

Gonzaga

Average RPI Win: 133		WON-LOST RECORD		WINNING PCT. RANK		LAST 10 GAMES		STRENGTH OF SCHEDULE		OPP. STRENGTH OF SCHEDULE		TEAM RPI		ADJ RPI		CONF. RPI		ADJ CONF. RPI					
Average RPI Loss: 75		8-10-1		.44737 121		3-6-0		125		84		122		.46769 127		7		7					
DIV. I ONLY		4-4-1		.5 93		0-2-0		181		184		169		.43184 167		4		5					
DIV. I NON-CONF.																							
TOTALS		RPI 1-25		RPI 26-50		W-L RECORDS		RPI 51-100		RPI 101-150		RPI 150+											
8-10-1		0-2-0		2-3-0		OVERALL		1-2-0		1-1-1		4-2-0											
5-2-0		0-0-0		1-0-0		HOME		1-2-0		1-0-0		2-0-0											
2-8-1		0-2-0		0-3-0		AWAY		0-0-0		0-1-1		2-2-0											
1-0-0		0-0-0		1-0-0		NEUTRAL		0-0-0		0-0-0		0-0-0											
4-4-1		0-1-0		0-0-0		NON-CONFERENCE		0-1-0		0-1-1		4-1-0											
2-1-0		0-0-0		0-0-0		HOME		0-1-0		0-0-0		2-0-0											
2-3-1		0-1-0		0-0-		AWAY		0-0-0		0-1-1		2-1-0											
0-0-0		0-0-0		0-0-0		NEUTRAL		0-0-0		0-0-0		0-0-0											
4-6-0		0-1-0		2-3-0		CONFERENCE		1-1-0		1-0-0		0-1-0											
3-1-0		0-0-0		1-0-0		HOME		1-1-0		1-0-0		0-0-0											
0-5-0		0-1-0		0-3-0		AWAY		0-0-0		0-0-0		0-1-0											
1-0-0		0-0-0		1-0-0		NEUTRAL		0-0-0		0-0-0		0-0-0											
RPI	S	Opponent		Score		RPI	S	Opponent		Score		RPI	S	Opponent		Score							
7	A	Akron		0	2	28	A	Old Dominion		0	1	66	H	New Mexico		1	2	104	H	UAB	2	1	
21	A	FIU		0	4	28	A	Old Dominion		0	1	75	H	Evansville		0	1	131	A	Liberty	0	1	
						32	A	Charlotte		0	1	84	H	South Carolina		2	1	136	A	Northern Ky.	2	2	
						49	H	Kentucky		1	0							177	A	Fla. Atlantic	1	2	
						49	N	Kentucky		1	0							182	A	Fort Wayne	1	2	
																		184	H	Eastern Ill.	3	0	
																		194	A	Robert Morris	2	1	
																		195	A	Duquesne	3	1	
																		202	H	UNC Asheville	3	0	
LAST 10 GAMES																							
						28	A	Old Dominion		0	1	28	A	Old Dominion		0	1	131	A	Liberty	0	1	
						177	A	Fla. Atlantic		1	2	49	H	Kentucky		1	0	21	A	FIU	0	4	
						49	N	Kentucky		1	0	7	A	Akron		0	2	66	H	New Mexico	1	2	
						7	A	Akron		0	2												
						104	H	UAB		2	1												

Non-Div. I Games:

Marshall

Average RPI Win:		124	WON-LOST RECORD		WINNING PCT. RANK	LAST 10 GAMES		STRENGTH OF SCHEDULE		OPP. STRENGTH OF SCHEDULE	TEAM RPI	ADJ RPI	CONF. RPI	ADJ CONF. RPI			
Average RPI Loss:		84															
DIV. I ONLY			7-11-0		.38889	150	2-8-0		91	94	132	.46649	128	8	8		
DIV. I NON-CONF.			5-4-0		.55556	81	1-1-0		86	156	129	.47425	125	8	7		
TOTALS		RPI 1-25		RPI 26-50		W-L RECORDS		RPI 51-100		RPI 101-150		RPI 150+					
7-11-0		0-3-0		1-0-0		OVERALL		2-4-0		1-1-0		3-3-0					
5-3-0		0-1-0		1-0-0		HOME		1-1-0		1-1-0		2-0-0					
2-8-0		0-2-0		0-0-0		AWAY		1-3-0		0-0-0		1-3-0					
0-0-0		0-0-0		0-0-0		NEUTRAL		0-0-0		0-0-0		0-0-0					
5-4-0		0-1-0		0-0-0		NON-CONFERENCE		2-2-0		0-0-0		3-1-0					
3-1-0		0-0-0		0-0-0		HOME		1-1-0		0-0-0		2-0-0					
2-3-0		0-1-0		0-0-		AWAY		1-1-0		0-0-0		1-1-0					
0-0-0		0-0-0		0-0-0		NEUTRAL		0-0-0		0-0-0		0-0-0					
2-7-0		0-2-0		1-0-0		CONFERENCE		0-2-0		1-1-0		0-2-0					
2-2-0		0-1-0		1-0-0		HOME		0-0-0		1-1-0		0-0-0					
0-5-0		0-1-0		0-0-0		AWAY		0-2-0		0-0-0		0-2-0					
0-0-0		0-0-0		0-0-0		NEUTRAL		0-0-0		0-0-0		0-0-0					
RPI	S	Opponent		Score		RPI	S	Opponent		Score		RPI	S	Opponent		Score	
9	A	Virginia		2	3	48	H	Xavier		2	1	54	A	Rider		2	0
14	A	Butler		0	1					0	2	57	A	Creighton		0	2
19	H	Georgetown		0	2					0	1	59	A	Loyola Maryland		0	1
										1	2	67	A	St. John's (NY)		1	2
										5	2	83	H	UMBC		5	2
										0	1	88	H	Temple		0	1
														109 H Providence		1	2
														142 H Marquette		3	1
														154 H Delaware		2	1
														161 A Princeton		0	2
														163 A Seton Hall		0	2
														175 A DePaul		0	1
														192 A Penn		2	1
														198 H Saint Joseph's		3	0
LAST 10 GAMES																	
163	A	Seton Hall		0	2	19	H	Georgetown		0	2						
109	H	Providence		1	2	48	H	Xavier		2	1						
67	A	St. John's (NY)		1	2	161	A	Princeton		0	2						
14	A	Butler		0	1	175	A	DePaul		0	1						
192	A	Penn		2	1	57	A	Creighton		0	2						

Non-Div. I Games:

Villanova

Average RPI Win: 131		WON-LOST RECORD	WINNING PCT. RANK		LAST 10 GAMES	STRENGTH OF SCHEDULE		OPP. STRENGTH OF SCHEDULE		TEAM RPI	ADJ RPI		CONF. RPI	ADJ CONF. RPI
Average RPI Loss: 92														
DIV. I ONLY		6-11-2	.36842	162	3-5-2	39		178		118	.46634	129	15	15
DIV. I NON-CONF.		3-6-0	.33333	157	0-1-0	35		141		99	.48365	110	19	19
TOTALS		RPI 1-25	RPI 26-50		W-L RECORDS		RPI 51-100		RPI 101-150		RPI 150+			
6-11-2	0-1-0		0-2-0		OVERALL		3-3-1		0-2-1		3-3-0			
1-3-2	0-1-0		0-0-0		HOME		0-1-1		0-0-1		1-1-0			
4-8-0	0-0-0		0-2-0		AWAY		3-2-0		0-2-0		1-2-0			
1-0-0	0-0-0		0-0-0		NEUTRAL		0-0-0		0-0-0		1-0-0			
3-6-0	0-1-0		0-2-0		NON-CONFERENCE		1-2-0		0-0-0		2-1-0			
1-1-0	0-1-0		0-0-0		HOME		0-0-0		0-0-0		1-0-0			
2-5-0	0-0-0		0-0-		AWAY		1-2-0		0-0-0		1-1-0			
0-0-0	0-0-0		0-0-0		NEUTRAL		0-0-0		0-0-0		0-0-0			
3-5-2	0-0-0		0-0-0		CONFERENCE		2-1-1		0-2-1		1-2-0			
0-2-2	0-0-0		0-0-0		HOME		0-1-1		0-0-1		0-1-0			
2-3-0	0-0-0		0-0-0		AWAY		2-0-0		0-2-0		0-1-0			
1-0-0	0-0-0		0-0-0		NEUTRAL		0-0-0		0-0-0		1-0-0			
RPI	S	Opponent	Score		RPI	S	Opponent	Score		RPI	S	Opponent	Score	
8	H	Western Mich.	1	2	27	A	Air Force	0	2	52	A	Denver	0	2
					48	A	Xavier	0	3	57	A	Creighton	1	6
										75	A	Evansville	1	0
										75	H	Evansville	0	1
										89	A	Green Bay	1	0
										97	A	Missouri St.	2	1
										97	H	Missouri St.	0	0

Non-Div. I Games:

Drake

Average RPI Win:	127	WON-LOST RECORD	WINNING PCT. RANK	LAST 10 GAMES	STRENGTH OF SCHEDULE	OPP. STRENGTH OF SCHEDULE	TEAM RPI	ADJ RPI	CONF. RPI	ADJ CONF. RPI		
DIV. I ONLY		8-9-2	.47368	107	3-5-2	161	87	134	.46615	130	14	13
DIV. I NON-CONF.		4-4-0	.5	93	0-0-0	164	64	144	.45546	145	11	11
<hr/>												
TOTALS	RPI 1-25	RPI 26-50		W-L RECORDS		RPI 51-100		RPI 101-150		RPI 150+		
8-9-2	0-0-0	0-1-0		OVERALL		3-4-0		1-3-2		4-1-0		
3-5-1	0-0-0	0-1-0		HOME		1-2-0		1-1-1		1-1-0		
4-4-1	0-0-0	0-0-0		AWAY		2-2-0		0-2-1		2-0-0		
1-0-0	0-0-0	0-0-0		NEUTRAL		0-0-0		0-0-0		1-0-0		
<hr/>												
4-4-0	0-0-0	0-1-0		NON-CONFERENCE		1-2-0		0-0-0		3-1-0		
1-3-0	0-0-0	0-1-0		HOME		0-1-0		0-0-0		1-1-0		
2-1-0	0-0-0	0-0-		AWAY		1-1-0		0-0-0		1-0-0		
1-0-0	0-0-0	0-0-0		NEUTRAL		0-0-0		0-0-0		1-0-0		
<hr/>												
4-5-2	0-0-0	0-0-0		CONFERENCE		2-2-0		1-3-2		1-0-0		
2-2-1	0-0-0	0-0-0		HOME		1-1-0		1-1-1		0-0-0		
2-3-1	0-0-0	0-0-0		AWAY		1-1-0		0-2-1		1-0-0		
0-0-0	0-0-0	0-0-0		NEUTRAL		0-0-0		0-0-0		0-0-0		
<hr/>												
RPI S	Opponent	Score	RPI S	Opponent	Score	RPI S	Opponent	Score	RPI S	Opponent	Score	
			35 H	Pacific	0 2	58 H	San Diego	0 2	102 A	CSUN	2 3	
						61 A	UC Davis	0 3	102 H	CSUN	1 0	
						61 H	UC Davis	0 2	108 A	Cal St. Fullerton	1 3	
						70 A	San Jose St.	2 0	114 H	UC Irvine	3 3	
						76 A	Saint Mary's (CA)	0 1	140 A	UC Santa Barbara	0 0	
						93 A	Cal Poly	3 2	140 H	UC Santa Barbara	1 2	
						93 H	Cal Poly	5 1	151 A	Utah Valley	2 1	
									156 H	CSU Bakersfield	0 1	
									166 N	Northern Ill.	4 3	
									168 H	Loyola Marymount	2 1	
									176 A	UC Riverside	2 1	
<hr/>												
LAST 10 GAMES												
			102 A	CSUN	2 3	61 H	UC Davis	0 2				
			61 A	UC Davis	0 3	93 A	Cal Poly	3 2				
			140 A	UC Santa Barbara	0 0	108 A	Cal St. Fullerton	1 3				
			93 H	Cal Poly	5 1	176 A	UC Riverside	2 1				
			140 H	UC Santa Barbara	1 2	114 H	UC Irvine	3 3				

Non-Div. I Games:

Sacramento St.

Average RPI Win:	165	WON-LOST	WINNING	LAST 10	STRENGTH OF	OPP. STRENGTH	TEAM	ADJ	CONF.	ADJ CONF.	
Average RPI Loss:	101	RECORD	PCT. RANK	GAMES	SCHEDULE	OF SCHEDULE	RPI	RPI	RPI	RPI	
DIV. I ONLY	10-6-1	.61765	51	5-3-0	202	202	125	.46546	131	24	21
DIV. I NON-CONF.	4-2-1	.64286	52	1-0-0	200	194	150	.44177	152	22	20
TOTALS	RPI 1-25	RPI 26-50	W-L RECORDS		RPI 51-100	RPI 101-150		RPI 150+			
10-6-1	0-0-0	0-0-0	OVERALL		1-4-0	2-1-0		7-1-1			
7-2-0	0-0-0	0-0-0	HOME		0-2-0	1-0-0		6-0-0			
3-4-0	0-0-0	0-0-0	AWAY		1-2-0	1-1-0		1-1-0			
0-0-1	0-0-0	0-0-0	NEUTRAL		0-0-0	0-0-0		0-0-1			
4-2-1	0-0-0	0-0-0	NON-CONFERENCE		1-1-0	1-0-0		2-1-1			
3-1-0	0-0-0	0-0-0	HOME		0-1-0	1-0-0		2-0-0			
1-1-0	0-0-0	0-0-	AWAY		1-0-0	0-0-0		0-1-0			
0-0-1	0-0-0	0-0-0	NEUTRAL		0-0-0	0-0-0		0-0-1			
6-4-0	0-0-0	0-0-0	CONFERENCE		0-3-0	1-1-0		5-0-0			
4-1-0	0-0-0	0-0-0	HOME		0-1-0	0-0-0		4-0-0			
2-3-0	0-0-0	0-0-0	AWAY		0-2-0	1-1-0		1-0-0			
0-0-0	0-0-0	0-0-0	NEUTRAL		0-0-0	0-0-0		0-0-0			
RPI S	Opponent	Score	RPI S	Opponent	Score	RPI S	Opponent	Score	RPI S	Opponent	Score
						62 H	Radford	2 4	120 A	Presbyterian	2 1
						69 H	ETSU	0 1	127 H	Marshall	1 0
						73 A	High Point	1 3	139 A	Campbell	1 2
						73 A	High Point	0 2	155 H	Gardner-Webb	1 0
						94 A	Dayton	1 0	155 H	Gardner-Webb	3 0
									182 N	Fort Wayne	1 1
									190 A	USC Upstate	2 3
									191 H	Winthrop	1 0
									200 H	Wofford	3 1
									201 H	Longwood	2 1
									202 A	UNC Asheville	4 0
									205 H	VMI	3 0
			LAST 10 GAMES								
			73 A	High Point	1 3	127 H	Marshall	1 0			
			155 H	Gardner-Webb	3 0	120 A	Presbyterian	2 1			
			62 H	Radford	2 4	202 A	UNC Asheville	4 0			
			191 H	Winthrop	1 0	201 H	Longwood	2 1			
			73 A	High Point	0 2	139 A	Campbell	1 2			

Non-Div. I Games:

Liberty

Average RPI Win:	128	WON-LOST RECORD	WINNING PCT. RANK	LAST 10 GAMES	STRENGTH OF SCHEDULE	OPP. STRENGTH OF SCHEDULE	TEAM RPI	ADJ RPI	CONF. RPI	ADJ CONF. RPI	
DIV. I ONLY		8-9-2	.47368 107	5-5-0	119	166	119	.46479 132	10	10	
DIV. I NON-CONF.		4-4-2	.5 93	1-0-0	147	199	148	.44336 151	12	12	
<hr/>											
TOTALS	RPI 1-25	RPI 26-50		W-L RECORDS	RPI 51-100		RPI 101-150		RPI 150+		
8-9-2	1-1-0	1-2-0		OVERALL	0-3-0		2-1-0		4-2-2		
3-4-0	1-0-0	1-1-0		HOME	0-2-0		1-0-0		0-1-0		
5-4-2	0-1-0	0-1-0		AWAY	0-1-0		1-1-0		4-0-2		
0-1-0	0-0-0	0-0-0		NEUTRAL	0-0-0		0-0-0		0-1-0		
<hr/>											
4-4-2	0-0-0	1-0-0		NON-CONFERENCE	0-1-0		1-1-0		2-2-2		
1-2-0	0-0-0	1-0-0		HOME	0-1-0		0-0-0		0-1-0		
3-1-2	0-0-0	0-0-		AWAY	0-0-0		1-1-0		2-0-2		
0-1-0	0-0-0	0-0-0		NEUTRAL	0-0-0		0-0-0		0-1-0		
<hr/>											
4-5-0	1-1-0	0-2-0		CONFERENCE	0-2-0		1-0-0		2-0-0		
2-2-0	1-0-0	0-1-0		HOME	0-1-0		1-0-0		0-0-0		
2-3-0	0-1-0	0-1-0		AWAY	0-1-0		0-0-0		2-0-0		
0-0-0	0-0-0	0-0-0		NEUTRAL	0-0-0		0-0-0		0-0-0		
<hr/>											
RPI S	Opponent	Score	RPI S	Opponent	Score	RPI S	Opponent	Score	RPI S	Opponent	Score
13 A	VCU	1 4	26 H	Fordham	0 2	82 H	Canisius	0 2	113 A	Saint Francis (PA)	1 0
13 H	VCU	2 1	31 H	Albany (NY)	1 0	94 A	Dayton	1 6	133 H	George Mason	1 0
			39 A	Rhode Island	2 3	99 H	Davidson	0 1	134 A	Marist	1 3
									159 A	La Salle	2 1
									160 A	UTRGV	1 1
									170 N	Houston Baptist	1 2
									174 H	Hartwick	1 3
									185 A	Bucknell	1 0
									194 A	Robert Morris	3 2
									195 A	Duquesne	1 0
									197 A	Niagara	1 1
<hr/>											
			LAST 10 GAMES								
			13 H	VCU	2 1	94 A	Dayton	1 6			
			13 A	VCU	1 4	26 H	Fordham	0 2			
			159 A	La Salle	2 1	99 H	Davidson	0 1			
			133 H	George Mason	1 0	39 A	Rhode Island	2 3			
			195 A	Duquesne	1 0	113 A	Saint Francis (PA)	1 0			

Non-Div. I Games:

St. Bonaventure

Average RPI Win:		119	WON-LOST RECORD		WINNING PCT. RANK		LAST 10 GAMES		STRENGTH OF SCHEDULE		OPP. STRENGTH OF SCHEDULE		TEAM RPI		ADJ RPI		CONF. RPI		ADJ CONF. RPI	
DIV. I ONLY				5-9-2	.375	158	2-7-1		80		80		136		.46397	133	10		10	
DIV. I NON-CONF.				5-2-1	.6875	38	2-0-0		112		127		147		.45685	144	12		12	
TOTALS		RPI 1-25		RPI 26-50		W-L RECORDS		RPI 51-100		RPI 101-150		RPI 150+								
5-9-2		1-2-0		0-2-1		OVERALL		1-3-0		1-1-0		2-1-1								
4-4-1		1-2-0		0-1-1		HOME		1-1-0		1-0-0		1-0-0								
1-5-1		0-0-0		0-1-0		AWAY		0-2-0		0-1-0		1-1-1								
0-0-0		0-0-0		0-0-0		NEUTRAL		0-0-0		0-0-0		0-0-0								
5-2-1		1-0-0		0-1-0		NON-CONFERENCE		1-1-0		1-0-0		2-0-1								
4-1-0		1-0-0		0-0-0		HOME		1-1-0		1-0-0		1-0-0								
1-1-1		0-0-0		0-0-		AWAY		0-0-0		0-0-0		1-0-1								
0-0-0		0-0-0		0-0-0		NEUTRAL		0-0-0		0-0-0		0-0-0								
0-7-1		0-2-0		0-1-1		CONFERENCE		0-2-0		0-1-0		0-1-0								
0-3-1		0-2-0		0-1-1		HOME		0-0-0		0-0-0		0-0-0								
0-4-0		0-0-0		0-0-0		AWAY		0-2-0		0-1-0		0-1-0								
0-0-0		0-0-0		0-0-0		NEUTRAL		0-0-0		0-0-0		0-0-0								
RPI	S	Opponent		Score		RPI	S	Opponent		Score		RPI	S	Opponent		Score				
13	H	VCU		0	4	26	H	Fordham		1	1	55	H	West Virginia		2	3			
18	H	Massachusetts		1	4	31	A	Albany (NY)		1	3	65	A	George Washington		0	1			
23	H	Coastal Caro.		2	1	47	H	Saint Louis		2	3	69	H	ETSU		3	1			
												94	A	Dayton		2	5			

Non-Div. I Games:

George Mason

Average RPI Win:	147	WON-LOST	WINNING	LAST 10	STRENGTH OF	OPP. STRENGTH	TEAM	ADJ	CONF.	ADJ CONF.	
Average RPI Loss:	103	RECORD	PCT. RANK	GAMES	SCHEDULE	OF SCHEDULE	RPI	RPI	RPI	RPI	
DIV. I ONLY		7-10-1	.41667 139	3-6-1	113	158	137	.46269 134	18	18	
DIV. I NON-CONF.		4-4-0	.5 93	0-0-0	67	135	110	.48591 106	23	21	
<hr/>											
TOTALS	RPI 1-25	RPI 26-50		W-L RECORDS		RPI 51-100		RPI 101-150		RPI 150+	
7-10-1	0-0-0	1-2-0		OVERALL		0-3-1		2-3-0		4-2-0	
4-3-0	0-0-0	1-0-0		HOME		0-2-0		2-0-0		1-1-0	
3-7-1	0-0-0	0-2-0		AWAY		0-1-1		0-3-0		3-1-0	
0-0-0	0-0-0	0-0-0		NEUTRAL		0-0-0		0-0-0		0-0-0	
<hr/>											
4-4-0	0-0-0	1-2-0		NON-CONFERENCE		0-0-0		1-2-0		2-0-0	
2-0-0	0-0-0	1-0-0		HOME		0-0-0		1-0-0		0-0-0	
2-4-0	0-0-0	0-0-		AWAY		0-0-0		0-2-0		2-0-0	
0-0-0	0-0-0	0-0-0		NEUTRAL		0-0-0		0-0-0		0-0-0	
<hr/>											
3-6-1	0-0-0	0-0-0		CONFERENCE		0-3-1		1-1-0		2-2-0	
2-3-0	0-0-0	0-0-0		HOME		0-2-0		1-0-0		1-1-0	
1-3-1	0-0-0	0-0-0		AWAY		0-1-1		0-1-0		1-1-0	
0-0-0	0-0-0	0-0-0		NEUTRAL		0-0-0		0-0-0		0-0-0	
<hr/>											
RPI S	Opponent	Score	RPI S	Opponent	Score	RPI S	Opponent	Score	RPI S	Opponent	Score
			26 A	Fordham	1 2	54 A	Rider	0 0	111 A	Army West Point	1 2
			31 H	Albany (NY)	3 2	60 H	Fairfield	0 1	117 H	Monmouth	3 2
			39 A	Rhode Island	0 3	82 H	Canisius	2 4	132 H	St. Bonaventure	3 1
						96 A	Quinnipiac	2 3	137 A	Manhattan	0 5
									148 A	Hartford	0 1
									152 A	Iona	0 1
									174 A	Hartwick	2 1
									181 H	Siena	1 2
									183 A	American	3 0
									193 H	Saint Peter's	3 0
									197 A	Niagara	3 1
<hr/>											
LAST 10 GAMES											
			181 H	Siena	1 2	117 H	Monmouth	3 2			
			54 A	Rider	0 0	152 A	Iona	0 1			
			82 H	Canisius	2 4	60 H	Fairfield	0 1			
			96 A	Quinnipiac	2 3	137 A	Manhattan	0 5			
			197 A	Niagara	3 1	193 H	Saint Peter's	3 0			

Non-Div. I Games:

Marist

Average RPI Win: 132		WON-LOST	WINNING	LAST 10	STRENGTH OF	OPP. STRENGTH	TEAM	ADJ	CONF.	ADJ CONF.				
Average RPI Loss: 72		RECORD	PCT. RANK	GAMES	SCHEDULE	OF SCHEDULE	RPI	RPI	RPI	RPI				
DIV. I ONLY		7-10-1	.41667	139	4-5-1	86	88	117	.4626	135	4	4		
DIV. I NON-CONF.		5-6-1	.45833	120	2-1-1	154	143	153	.43174	168	7	9		
<hr/>														
TOTALS		RPI 1-25	RPI 26-50		W-L RECORDS	RPI 51-100		RPI 101-150		RPI 150+				
7-10-1	1-4-0	0-1-0		OVERALL		0-2-0		2-1-0		4-2-1				
5-4-1	1-1-0	0-1-0		HOME		0-1-0		2-0-0		2-1-1				
2-5-0	0-2-0	0-0-0		AWAY		0-1-0		0-1-0		2-1-0				
0-1-0	0-1-0	0-0-0		NEUTRAL		0-0-0		0-0-0		0-0-0				
<hr/>														
5-6-1	1-1-0	0-1-0		NON-CONFERENCE		0-1-0		2-1-0		2-2-1				
4-3-1	1-1-0	0-1-0		HOME		0-0-0		2-0-0		1-1-1				
1-3-0	0-0-0	0-0-		AWAY		0-1-0		0-1-0		1-1-0				
0-0-0	0-0-0	0-0-0		NEUTRAL		0-0-0		0-0-0		0-0-0				
<hr/>														
2-4-0	0-3-0	0-0-0		CONFERENCE		0-1-0		0-0-0		2-0-0				
1-1-0	0-0-0	0-0-0		HOME		0-1-0		0-0-0		1-0-0				
1-2-0	0-2-0	0-0-0		AWAY		0-0-0		0-0-0		1-0-0				
0-1-0	0-1-0	0-0-0		NEUTRAL		0-0-0		0-0-0		0-0-0				
<hr/>														
RPI	S	Opponent	Score		RPI	S	Opponent	Score		RPI	S	Opponent	Score	
7	A	Akron	1	3	42	H	Syracuse	1	2	55	H	West Virginia	1	2
7	N	Akron	1	2						87	A	Lipscomb	1	2
8	A	Western Mich.	0	1										
12	H	Michigan St.	0	1								Milwaukee	2	0
14	H	Butler	2	0								Loyola Chicago	0	1
												Memphis	2	0
												Bowling Green	3	1
												Princeton	1	0
												Northern Ill.	1	0
												Valparaiso	1	0
												Oral Roberts	1	2
												Penn	0	2
												IUPUI	0	0
<hr/>														
LAST 10 GAMES														
7	N	Akron	1	2	7	A	Akron	1	3					
55	H	West Virginia	1	2	14	H	Butler	2	0					
8	A	Western Mich.	0	1	157	H	Bowling Green	3	1					
166	A	Northern Ill.	1	0	110	H	Milwaukee	2	0					
204	H	IUPUI	0	0	187	H	Oral Roberts	1	2					

Non-Div. I Games:

SIUE

Average RPI Win:	152	WON-LOST	WINNING	LAST 10	STRENGTH OF	OPP. STRENGTH	TEAM	ADJ	CONF.	ADJ CONF.			
Average RPI Loss:	97	RECORD	PCT. RANK	GAMES	SCHEDULE	OF SCHEDULE	RPI	RPI	RPI	RPI			
DIV. I ONLY	6-6-4	.5	97	3-5-2	169	160	147	.46254	136	17	17		
DIV. I NON-CONF.	3-2-2	.57143	71	1-1-1	158	155	142	.46	138	18	18		
<hr/>													
TOTALS	RPI 1-25	RPI 26-50		W-L RECORDS		RPI 51-100		RPI 101-150		RPI 150+			
6-6-4	0-0-0	0-0-0		OVERALL		1-3-1		2-3-2		3-0-1			
5-3-2	0-0-0	0-0-0		HOME		1-2-1		1-1-1		3-0-0			
1-3-2	0-0-0	0-0-0		AWAY		0-1-0		1-2-1		0-0-1			
0-0-0	0-0-0	0-0-0		NEUTRAL		0-0-0		0-0-0		0-0-0			
<hr/>													
3-2-2	0-0-0	0-0-0		NON-CONFERENCE		1-1-0		1-1-1		1-0-1			
3-1-1	0-0-0	0-0-0		HOME		1-0-0		1-1-1		1-0-0			
0-1-1	0-0-0	0-0-		AWAY		0-1-0		0-0-0		0-0-1			
0-0-0	0-0-0	0-0-0		NEUTRAL		0-0-0		0-0-0		0-0-0			
<hr/>													
3-4-2	0-0-0	0-0-0		CONFERENCE		0-2-1		1-2-1		2-0-0			
2-2-1	0-0-0	0-0-0		HOME		0-2-1		0-0-0		2-0-0			
1-2-1	0-0-0	0-0-0		AWAY		0-0-0		1-2-1		0-0-0			
0-0-0	0-0-0	0-0-0		NEUTRAL		0-0-0		0-0-0		0-0-0			
<hr/>													
RPI	S	Opponent	Score	RPI	S	Opponent	Score	RPI	S	Opponent	Score		
						75 A	Evansville	1	2	103 A	Cleveland St.	0	0
						77 H	Ill.-Chicago	0	0	105 A	Wright St.	0	1
						86 H	Oakland	1	2	110 A	Milwaukee	0	2
						89 H	Green Bay	0	1	114 H	UC Irvine	2	5
						94 H	Dayton	1	0	116 A	Detroit Mercy	1	0
										127 H	Marshall	2	2
										149 H	Memphis	2	0
										167 H	Belmont	1	0
										182 H	Fort Wayne	2	1
										184 A	Eastern Ill.	0	0
										204 H	IUPUI	3	0
<hr/>													
LAST 10 GAMES													
						89 H	Green Bay	0	1	86 H	Oakland	1	2
						75 A	Evansville	1	2	110 A	Milwaukee	0	2
						116 A	Detroit Mercy	1	0	149 H	Memphis	2	0
						105 A	Wright St.	0	1	204 H	IUPUI	3	0
						77 H	Ill.-Chicago	0	0	127 H	Marshall	2	2

Non-Div. I Games: Oakland City 2 1

Northern Ky.

Average RPI Win: 176		WON-LOST	WINNING	LAST 10	STRENGTH OF		OPP. STRENGTH	TEAM	ADJ		CONF.	ADJ CONF.
Average RPI Loss: 90		RECORD	PCT. RANK	GAMES	SCHEDULE		OF SCHEDULE	RPI	RPI		RPI	RPI
DIV. I ONLY		9-8-1	.52778	89	5-4-1		191	186	141	.46076	137	18
DIV. I NON-CONF.		3-4-0	.42857	139	0-0-0		196	198	167	.43215	166	23
TOTALS		RPI 1-25	RPI 26-50		W-L RECORDS		RPI 51-100		RPI 101-150		RPI 150+	
9-8-1		0-0-0	0-1-0		OVERALL		0-5-1		2-1-0		7-1-0	
6-4-0		0-0-0	0-0-0		HOME		0-4-0		2-0-0		4-0-0	
3-4-1		0-0-0	0-1-0		AWAY		0-1-1		0-1-0		3-1-0	
0-0-0		0-0-0	0-0-0		NEUTRAL		0-0-0		0-0-0		0-0-0	
3-4-0		0-0-0	0-1-0		NON-CONFERENCE		0-1-0		0-1-0		3-1-0	
3-1-0		0-0-0	0-0-0		HOME		0-1-0		0-0-0		3-0-0	
0-3-0		0-0-0	0-0-		AWAY		0-0-0		0-1-0		0-1-0	
0-0-0		0-0-0	0-0-0		NEUTRAL		0-0-0		0-0-0		0-0-0	
6-4-1		0-0-0	0-0-0		CONFERENCE		0-4-1		2-0-0		4-0-0	
3-3-0		0-0-0	0-0-0		HOME		0-3-0		2-0-0		1-0-0	
3-1-1		0-0-0	0-0-0		AWAY		0-1-1		0-0-0		3-0-0	
0-0-0		0-0-0	0-0-0		NEUTRAL		0-0-0		0-0-0		0-0-0	
RPI S	Opponent	Score	RPI S	Opponent	Score	RPI S	Opponent	Score	RPI S	Opponent	Score	
			26 A	Fordham	0 3	54 A	Rider	0 1	117 H	Monmouth	1 0	
						60 H	Fairfield	0 1	123 A	Fairleigh Dickinson	1 3	
						68 H	St. Francis Brooklyn	1 2	134 H	Marist	5 0	
						82 A	Canisius	1 1	152 A	Iona	1 0	
						96 H	Quinnipiac	0 1	181 A	Siena	3 1	
						96 H	Quinnipiac	0 1	193 A	Saint Peter's	2 0	
									197 H	Niagara	1 0	
									198 A	Saint Joseph's	1 2	
									199 H	Sacred Heart	1 0	
									203 H	Navy	1 0	
									205 H	VMI	7 0	
LAST 10 GAMES												
			96 H	Quinnipiac	0 1	96 H	Quinnipiac	0 1				
			82 A	Canisius	1 1	54 A	Rider	0 1				
			197 H	Niagara	1 0	117 H	Monmouth	1 0				
			181 A	Siena	3 1	193 A	Saint Peter's	2 0				
			60 H	Fairfield	0 1	134 H	Marist	5 0				

Non-Div. I Games:

Manhattan

Average RPI Win: 158		WON-LOST	WINNING	LAST 10	STRENGTH OF		OPP. STRENGTH	TEAM	ADJ	CONF.	ADJ CONF.
Average RPI Loss: 52		RECORD	PCT. RANK	GAMES	SCHEDULE		OF SCHEDULE	RPI	RPI	RPI	RPI
DIV. I ONLY		7-8-4	.47368	107	5-2-3		141	118	138	.46061	138
DIV. I NON-CONF.		1-6-2	.22222	181	0-0-1		99	40	97	.48597	105
TOTALS		RPI 1-25	RPI 26-50		W-L RECORDS		RPI 51-100		RPI 101-150		RPI 150+
7-8-4		0-1-0	0-3-0		OVERALL		0-3-0		2-1-0		5-0-4
3-3-1		0-0-0	0-0-0		HOME		0-2-0		0-1-0		3-0-1
4-5-2		0-1-0	0-3-0		AWAY		0-1-0		2-0-0		2-0-2
0-0-1		0-0-0	0-0-0		NEUTRAL		0-0-0		0-0-0		0-0-1
1-6-2		0-1-0	0-3-0		NON-CONFERENCE		0-2-0		0-0-0		1-0-2
1-1-1		0-0-0	0-0-0		HOME		0-1-0		0-0-0		1-0-1
0-5-1		0-1-0	0-0-		AWAY		0-1-0		0-0-0		0-0-1
0-0-0		0-0-0	0-0-0		NEUTRAL		0-0-0		0-0-0		0-0-0
6-2-2		0-0-0	0-0-0		CONFERENCE		0-1-0		2-1-0		4-0-2
2-2-0		0-0-0	0-0-0		HOME		0-1-0		0-1-0		2-0-0
4-0-1		0-0-0	0-0-0		AWAY		0-0-0		2-0-0		2-0-1
0-0-1		0-0-0	0-0-0		NEUTRAL		0-0-0		0-0-0		0-0-1
RPI S	Opponent	Score	RPI S	Opponent	Score	RPI S	Opponent	Score	RPI S	Opponent	Score
18 A	Massachusetts	0 1	31 A	Albany (NY)	0 3	56 H	Boston College	0 4	106 A	Lehigh	2 0
			38 A	UMass Lowell	0 2	59 H	Loyola Maryland	1 2	107 H	Colgate	0 4
			39 A	Rhode Island	0 3	71 A	Brown	1 2	111 A	Army West Point	3 1
									153 H	Holy Cross	3 0
									153 N	Holy Cross	0 0
									161 H	Princeton	1 1
									165 A	Northeastern	1 1
									173 H	Harvard	1 0
									179 A	Lafayette	2 0
									183 A	American	2 0
									185 A	Bucknell	0 0
									203 H	Navy	1 0
LAST 10 GAMES											
			153 N	Holy Cross	0 0	165 A	Northeastern	1 1			
			107 H	Colgate	0 4	59 H	Loyola Maryland	1 2			
			185 A	Bucknell	0 0	179 A	Lafayette	2 0			
			111 A	Army West Point	3 1	153 H	Holy Cross	3 0			
			203 H	Navy	1 0	106 A	Lehigh	2 0			

Non-Div. I Games:

Boston U.

Average RPI Win:	169	WON-LOST	WINNING	LAST 10	STRENGTH OF	OPP. STRENGTH	TEAM	ADJ	CONF.	ADJ CONF.	
Average RPI Loss:	102	RECORD	PCT. RANK	GAMES	SCHEDULE	OF SCHEDULE	RPI	RPI	RPI	RPI	
DIV. I ONLY	9-7-3	.55263	80	5-3-2	201	164	145	.46011	139	24	21
DIV. I NON-CONF.	4-4-2	.5	93	0-1-1	172	140	136	.46849	130	22	20
<hr/>											
TOTALS	RPI 1-25	RPI 26-50		W-L RECORDS	RPI 51-100		RPI 101-150		RPI 150+		
9-7-3	0-0-0	0-1-1		OVERALL	1-2-0		1-3-1		7-1-1		
4-4-1	0-0-0	0-0-0		HOME	0-2-0		1-2-0		3-0-1		
5-3-2	0-0-0	0-1-1		AWAY	1-0-0		0-1-1		4-1-0		
0-0-0	0-0-0	0-0-0		NEUTRAL	0-0-0		0-0-0		0-0-0		
<hr/>											
4-4-2	0-0-0	0-1-1		NON-CONFERENCE	0-1-0		0-1-1		4-1-0		
2-2-0	0-0-0	0-0-0		HOME	0-1-0		0-1-0		2-0-0		
2-2-2	0-0-0	0-1-		AWAY	0-0-0		0-0-1		2-1-0		
0-0-0	0-0-0	0-0-0		NEUTRAL	0-0-0		0-0-0		0-0-0		
<hr/>											
5-3-1	0-0-0	0-0-0		CONFERENCE	1-1-0		1-2-0		3-0-1		
2-2-1	0-0-0	0-0-0		HOME	0-1-0		1-1-0		1-0-1		
3-1-0	0-0-0	0-0-0		AWAY	1-0-0		0-1-0		2-0-0		
0-0-0	0-0-0	0-0-0		NEUTRAL	0-0-0		0-0-0		0-0-0		
<hr/>											
RPI S	Opponent	Score	RPI S	Opponent	Score	RPI S	Opponent	Score	RPI S	Opponent	Score
			28 A	Old Dominion	1 1	62 H	Radford	1 5	112 H	Ga. Southern	0 1
			34 A	William & Mary	0 2	73 A	High Point	1 0	120 A	Presbyterian	0 5
						91 H	UNCG	0 1	120 H	Presbyterian	1 2
									121 A	Appalachian St.	1 1
									131 H	Liberty	2 1
									155 H	Gardner-Webb	1 1
									158 H	Central Ark.	1 0
									162 A	Jacksonville	1 0
									172 A	North Florida	0 2
									191 A	Winthrop	2 1
									196 H	Howard	3 0
									201 H	Longwood	4 3
									202 A	UNC Asheville	2 1
									203 A	Navy	2 1
			LAST 10 GAMES								
			120 H	Presbyterian	1 2	201 H	Longwood	4 3			
			202 A	UNC Asheville	2 1	112 H	Ga. Southern	0 1			
			155 H	Gardner-Webb	1 1	191 A	Winthrop	2 1			
			120 A	Presbyterian	0 5	73 A	High Point	1 0			
			121 A	Appalachian St.	1 1	131 H	Liberty	2 1			

Non-Div. I Games:

Campbell

Average RPI Win:	99	WON-LOST RECORD	WINNING PCT. RANK	LAST 10 GAMES	STRENGTH OF SCHEDULE	OPP. STRENGTH OF SCHEDULE	TEAM RPI	ADJ RPI	CONF. RPI	ADJ CONF. RPI	
Average RPI Loss:	84										
DIV. I ONLY		6-8-5	.44737 121	4-3-3	102	102	131	.45985 140	14	13	
DIV. I NON-CONF.		2-4-2	.375 149	0-0-0	38	68	79	.49915 89	11	11	
<hr/>											
TOTALS	RPI 1-25	RPI 26-50	W-L RECORDS		RPI 51-100	RPI 101-150	RPI 150+				
6-8-5	0-1-0	2-0-0	OVERALL		0-5-2	3-1-2	1-1-1				
4-3-4	0-1-0	2-0-0	HOME		0-1-2	1-0-1	1-1-1				
2-5-1	0-0-0	0-0-0	AWAY		0-4-0	2-1-1	0-0-0				
0-0-0	0-0-0	0-0-0	NEUTRAL		0-0-0	0-0-0	0-0-0				
<hr/>											
2-4-2	0-1-0	2-0-0	NON-CONFERENCE		0-2-1	0-1-0	0-0-1				
2-1-2	0-1-0	2-0-0	HOME		0-0-1	0-0-0	0-0-1				
0-3-0	0-0-0	0-0-	AWAY		0-2-0	0-1-0	0-0-0				
0-0-0	0-0-0	0-0-0	NEUTRAL		0-0-0	0-0-0	0-0-0				
<hr/>											
4-4-3	0-0-0	0-0-0	CONFERENCE		0-3-1	3-0-2	1-1-0				
2-2-2	0-0-0	0-0-0	HOME		0-1-1	1-0-1	1-1-0				
2-2-1	0-0-0	0-0-0	AWAY		0-2-0	2-0-1	0-0-0				
0-0-0	0-0-0	0-0-0	NEUTRAL		0-0-0	0-0-0	0-0-0				
<hr/>											
RPI S	Opponent	Score	RPI S	Opponent	Score	RPI S	Opponent	Score	RPI S	Opponent	Score
7 H	Akron	1 3	35 H	Pacific	1 0	58 A	San Diego	0 1	102 A	CSUN	1 0
			40 H	Portland	1 0	61 A	UC Davis	0 3	108 H	Cal St. Fullerton	5 2
						61 H	UC Davis	0 5	114 A	UC Irvine	1 1
						67 A	St. John's (NY)	1 2	130 A	Sacramento St.	2 1
						76 H	Saint Mary's (CA)	0 0	130 H	Sacramento St.	0 0
						93 A	Cal Poly	1 4	147 A	San Diego St.	1 3
						93 H	Cal Poly	0 0	176 H	UC Riverside	0 1
									176 H	UC Riverside	3 1
									181 H	Siena	0 0
<hr/>											
LAST 10 GAMES											
	93 A	Cal Poly	1 4	61 A	UC Davis	0 3					
	130 H	Sacramento St.	0 0	114 A	UC Irvine	1 1					
	61 H	UC Davis	0 5	102 A	CSUN	1 0					
	130 A	Sacramento St.	2 1	176 H	UC Riverside	3 1					
	93 H	Cal Poly	0 0	108 H	Cal St. Fullerton	5 2					

Non-Div. I Games:

UC Santa Barbara

Average RPI Win: 163		WON-LOST RECORD		WINNING PCT. RANK		LAST 10 GAMES		STRENGTH OF SCHEDULE		OPP. STRENGTH OF SCHEDULE		TEAM RPI		ADJ RPI		CONF. RPI		ADJ CONF. RPI	
DIV. I ONLY		4-13-1		.25 183		3-7-0		34		47		144		.45946 141		2		2	
DIV. I NON-CONF.		4-4-1		.5 93		3-1-0		34		147		140		.45775 141		2		2	
TOTALS		RPI 1-25		RPI 26-50		W-L RECORDS		RPI 51-100		RPI 101-150		RPI 150+							
4-13-1		0-7-0		0-2-0		OVERALL		0-1-0		1-3-0		3-0-1							
2-6-0		0-2-0		0-2-0		HOME		0-1-0		1-1-0		1-0-0							
2-6-1		0-5-0		0-0-0		AWAY		0-0-0		0-1-0		2-0-1							
0-1-0		0-0-0		0-0-0		NEUTRAL		0-0-0		0-1-0		0-0-0							
4-4-1		0-2-0		0-1-0		NON-CONFERENCE		0-1-0		1-0-0		3-0-1							
2-2-0		0-0-0		0-1-0		HOME		0-1-0		1-0-0		1-0-0							
2-2-1		0-2-0		0-0-		AWAY		0-0-0		0-0-0		2-0-1							
0-0-0		0-0-0		0-0-0		NEUTRAL		0-0-0		0-0-0		0-0-0							
0-9-0		0-5-0		0-1-0		CONFERENCE		0-0-0		0-3-0		0-0-0							
0-4-0		0-2-0		0-1-0		HOME		0-0-0		0-1-0		0-0-0							
0-4-0		0-3-0		0-0-0		AWAY		0-0-0		0-1-0		0-0-0							
0-1-0		0-0-0		0-0-0		NEUTRAL		0-0-0		0-1-0		0-0-0							
RPI	S	Opponent		Score		RPI	S	Opponent		Score		RPI	S	Opponent		Score			
1	A	Wake Forest		1	5	29	H	Columbia		0	2	82	H	Canisius		1	2		
2	A	North Carolina		1	6	46	H	Ohio St.		0	1			101 H Penn St.		2	6		
4	A	Indiana		0	5									118 A Northwestern		0	3		
12	H	Michigan St.		1	2									118 N Northwestern		2	3		
15	A	Michigan		1	3									123 H NJIT		2	1		
24	H	Wisconsin		2	3									161 A Princeton		1	0		
25	A	Maryland		0	3									179 H Lafayette		4	1		
														180 A UMKC		0	0		
														187 A Oral Roberts		5	3		
LAST 10 GAMES																			
		118 N Northwestern		2	3			123 H NJIT		2	1			15 A Michigan		1	3		
		29 H Columbia		0	2			24 H Wisconsin		2	3			161 A Princeton		1	0		
		101 H Penn St.		2	6			4 A Indiana		0	5								
		179 H Lafayette		4	1														
		118 A Northwestern		0	3														

Non-Div. I Games:

Rutgers

Average RPI Win:	96	WON-LOST RECORD	WINNING PCT. RANK	LAST 10 GAMES	STRENGTH OF SCHEDULE	OPP. STRENGTH OF SCHEDULE	TEAM RPI	ADJ RPI	CONF. RPI	ADJ CONF. RPI	
DIV. I ONLY	3-11-2	.25	183	3-6-1	30	55	151	.4571	142	8	8
DIV. I NON-CONF.	0-6-1	.07143	199	0-2-0	18	32	121	.48044	116	8	7
<hr/>											
TOTALS	RPI 1-25	RPI 26-50		W-L RECORDS	RPI 51-100		RPI 101-150		RPI 150+		
3-11-2	0-4-0	0-3-0		OVERALL	2-1-1		0-2-1		1-1-0		
2-3-2	0-1-0	0-1-0		HOME	1-1-1		0-0-1		1-0-0		
1-8-0	0-3-0	0-2-0		AWAY	1-0-0		0-2-0		0-1-0		
0-0-0	0-0-0	0-0-0		NEUTRAL	0-0-0		0-0-0		0-0-0		
<hr/>											
0-6-1	0-2-0	0-2-0		NON-CONFERENCE	0-1-1		0-1-0		0-0-0		
0-2-1	0-0-0	0-1-0		HOME	0-1-1		0-0-0		0-0-0		
0-4-0	0-2-0	0-0-		AWAY	0-0-0		0-1-0		0-0-0		
0-0-0	0-0-0	0-0-0		NEUTRAL	0-0-0		0-0-0		0-0-0		
<hr/>											
3-5-1	0-2-0	0-1-0		CONFERENCE	2-0-0		0-1-1		1-1-0		
2-1-1	0-1-0	0-0-0		HOME	1-0-0		0-0-1		1-0-0		
1-4-0	0-1-0	0-1-0		AWAY	1-0-0		0-1-0		0-1-0		
0-0-0	0-0-0	0-0-0		NEUTRAL	0-0-0		0-0-0		0-0-0		
<hr/>											
RPI S	Opponent	Score		RPI S	Opponent	Score		RPI S	Opponent	Score	
9 A	Virginia	0	2	47 H	Saint Louis	0	1	57 H	Creighton	4	3
14 H	Butler	1	2	48 A	Xavier	0	1	66 H	New Mexico	1	4
19 A	Georgetown	1	2	49 A	Kentucky	0	1	67 A	St. John's (NY)	1	0
24 A	Wisconsin	0	3					77 H	Ill.-Chicago	2	2

Non-Div. I Games:

Marquette

Average RPI Win: 59		WON-LOST RECORD		WINNING PCT. RANK		LAST 10 GAMES		STRENGTH OF SCHEDULE		OPP. STRENGTH OF SCHEDULE		TEAM RPI		ADJ RPI		CONF. RPI		ADJ CONF. RPI	
DIV. I ONLY		3-13-1		.20588 193		3-6-1		18		66		148		.45631 143		9		9	
DIV. I NON-CONF.		0-10-0		0 202		0-3-0		6		78		117		.47978 117		3		3	
TOTALS		RPI 1-25		RPI 26-50		W-L RECORDS		RPI 51-100		RPI 101-150		RPI 150+							
3-13-1		0-3-0		1-5-0		OVERALL		2-2-0		0-2-1		0-1-0							
3-5-0		0-2-0		1-1-0		HOME		2-2-0		0-0-0		0-0-0							
0-8-1		0-0-0		0-1-0		AWAY		0-0-0		0-0-0		0-0-0							
0-0-0		0-0-0		0-0-0		NEUTRAL		0-0-0		0-0-0		0-0-0							
0-10-0		0-3-0		0-3-0		NON-CONFERENCE		0-2-0		0-2-0		0-0-0							
0-4-0		0-2-0		0-0-0		HOME		0-2-0		0-0-0		0-0-0							
0-6-0		0-1-0		0-0-		AWAY		0-0-0		0-2-0		0-0-0							
0-0-0		0-0-0		0-0-0		NEUTRAL		0-0-0		0-0-0		0-0-0							
3-3-1		0-0-0		1-2-0		CONFERENCE		2-0-0		0-0-1		0-1-0							
3-1-0		0-0-0		1-1-0		HOME		2-0-0		0-0-0		0-0-0							
0-2-1		0-0-0		0-1-0		AWAY		0-0-0		0-0-1		0-1-0							
0-0-0		0-0-0		0-0-0		NEUTRAL		0-0-0		0-0-0		0-0-0							
RPI	S	Opponent		Score		RPI	S	Opponent		Score		RPI	S	Opponent		Score			
4	A	Indiana		0	5	33	A	California		2	3	55	H	West Virginia		0	2		
17	H	SMU		0	1	35	H	Pacific		3	4	58	H	San Diego		1	0		
25	H	Maryland		2	4	37	A	Washington		3	4	64	H	Tulsa		2	3		
						40	A	Portland		0	1	76	H	Saint Mary's (CA)		4	2		
						43	H	San Francisco		3	1								
						50	A	Seattle U		2	5								
LAST 10 GAMES																			
						58	H	San Diego		1	0	35	H	Pacific		3	4		
						168	A	Loyola Marymount		1	2	76	H	Saint Mary's (CA)		4	2		
						126	A	Gonzaga		0	0	43	H	San Francisco		3	1		
						40	A	Portland		0	1	4	A	Indiana		0	5		
						147	A	San Diego St.		0	3	33	A	California		2	3		

Non-Div. I Games:

Santa Clara

Average RPI Win: 155		WON-LOST	WINNING	LAST 10	STRENGTH OF		OPP. STRENGTH	TEAM	ADJ		CONF.	ADJ CONF.			
Average RPI Loss: 106		RECORD	PCT. RANK	GAMES	SCHEDULE		OF SCHEDULE	RPI	RPI		RPI	RPI			
DIV. I ONLY		7-7-2	.5	97	5-3-2		189	125	149		.45446	145			
DIV. I NON-CONF.		3-6-0	.33333	157	1-2-0		156	100	133		.46731	134			
TOTALS		RPI 1-25	RPI 26-50		W-L RECORDS		RPI 51-100		RPI 101-150		RPI 150+				
7-7-2		0-1-0	0-0-0		OVERALL		1-1-1		2-3-0		4-2-1				
4-1-1		0-0-0	0-0-0		HOME		1-0-1		1-0-0		2-1-0				
3-5-1		0-1-0	0-0-0		AWAY		0-1-0		1-2-0		2-1-1				
0-1-0		0-0-0	0-0-0		NEUTRAL		0-0-0		0-1-0		0-0-0				
3-6-0		0-1-0	0-0-0		NON-CONFERENCE		0-1-0		1-3-0		2-1-0				
2-0-0		0-0-0	0-0-0		HOME		0-0-0		0-0-0		2-0-0				
1-5-0		0-1-0	0-0-		AWAY		0-1-0		1-2-0		0-1-0				
0-1-0		0-0-0	0-0-0		NEUTRAL		0-0-0		0-1-0		0-0-0				
4-1-2		0-0-0	0-0-0		CONFERENCE		1-0-1		1-0-0		2-1-1				
2-1-1		0-0-0	0-0-0		HOME		1-0-1		1-0-0		0-1-0				
2-0-1		0-0-0	0-0-0		AWAY		0-0-0		0-0-0		2-0-1				
0-0-0		0-0-0	0-0-0		NEUTRAL		0-0-0		0-0-0		0-0-0				
RPI S	Opponent	Score		RPI S	Opponent	Score		RPI S	Opponent	Score		RPI S	Opponent	Score	
8 A	Western Mich.	0	5					53 A	UCF	0	4	112 A	Ga. Southern	1	2
								87 H	Lipscomb	2	1	116 A	Detroit Mercy	1	2
								92 H	FGCU	1	1	123 H	NJIT	2	1
												125 N	Loyola Chicago	0	1
												150 A	Mercer	2	1
												162 A	Jacksonville	0	0
												162 H	Jacksonville	1	2
												166 A	Northern Ill.	1	2
												172 A	North Florida	1	0
												177 H	Fla. Atlantic	1	0
												185 H	Bucknell	3	0
												190 A	USC Upstate	2	0
LAST 10 GAMES															
	162 H	Jacksonville	1	2		123 H	NJIT	2	1						
	112 A	Ga. Southern	1	2		53 A	UCF	0	4						
	162 A	Jacksonville	0	0		190 A	USC Upstate	2	0						
	177 H	Fla. Atlantic	1	0		87 H	Lipscomb	2	1						
	92 H	FGCU	1	1		172 A	North Florida	1	0						

Non-Div. I Games:

Stetson

Average RPI Win:	145	WON-LOST RECORD	WINNING PCT. RANK	LAST 10 GAMES	STRENGTH OF SCHEDULE	OPP. STRENGTH OF SCHEDULE	TEAM RPI	ADJ RPI	CONF. RPI	ADJ CONF. RPI	
Average RPI Loss:	90										
DIV. I ONLY	7-11-1	.39474	149	3-6-1	112	146	143	.45423	146	16	16
DIV. I NON-CONF.	3-5-0	.375	149	0-0-0	77	148	124	.4774	121	15	15
<hr/>											
TOTALS	RPI 1-25	RPI 26-50		W-L RECORDS	RPI 51-100		RPI 101-150		RPI 150+		
7-11-1	0-1-0	0-2-1		OVERALL	2-4-0		0-1-0		5-3-0		
6-2-1	0-0-0	0-0-1		HOME	1-1-0		0-1-0		5-0-0		
1-9-0	0-1-0	0-2-0		AWAY	1-3-0		0-0-0		0-3-0		
0-0-0	0-0-0	0-0-0		NEUTRAL	0-0-0		0-0-0		0-0-0		
<hr/>											
3-5-0	0-1-0	0-1-0		NON-CONFERENCE	1-2-0		0-1-0		2-0-0		
3-1-0	0-0-0	0-0-0		HOME	1-0-0		0-1-0		2-0-0		
0-4-0	0-1-0	0-0-		AWAY	0-2-0		0-0-0		0-0-0		
0-0-0	0-0-0	0-0-0		NEUTRAL	0-0-0		0-0-0		0-0-0		
<hr/>											
4-6-1	0-0-0	0-1-1		CONFERENCE	1-2-0		0-0-0		3-3-0		
3-1-1	0-0-0	0-0-1		HOME	0-1-0		0-0-0		3-0-0		
1-5-0	0-0-0	0-1-0		AWAY	1-1-0		0-0-0		0-3-0		
0-0-0	0-0-0	0-0-0		NEUTRAL	0-0-0		0-0-0		0-0-0		
<hr/>											
RPI S	Opponent	Score		RPI S	Opponent	Score		RPI S	Opponent	Score	
24 A	Wisconsin	1	3	27 A	Air Force	1	3	57 A	Creighton	0	1
				35 A	Pacific	1	2	70 A	San Jose St.	1	0
				50 H	Seattle U	1	1	75 H	Evansville	1	0
								78 A	UNLV	1	2
								78 H	UNLV	1	4
								98 A	Omaha	1	2

Non-Div. I Games:

Grand Canyon

Average RPI Win:	126	WON-LOST RECORD	WINNING PCT. RANK	LAST 10 GAMES	STRENGTH OF SCHEDULE	OPP. STRENGTH OF SCHEDULE	TEAM RPI	ADJ RPI	CONF. RPI	ADJ CONF. RPI			
DIV. I ONLY		6-13-0	.31579 173	2-8-0	101	53	155	.45388 147	3	3			
DIV. I NON-CONF.		5-4-0	.55556 81	1-0-0	163	107	178	.41793 176	5	4			
<hr/>													
TOTALS	RPI 1-25	RPI 26-50		W-L RECORDS	RPI 51-100		RPI 101-150		RPI 150+				
6-13-0	0-2-0	0-5-0		OVERALL	2-4-0		2-1-0		2-1-0				
3-7-0	0-1-0	0-3-0		HOME	1-2-0		2-0-0		0-1-0				
1-6-0	0-1-0	0-2-0		AWAY	0-2-0		0-1-0		1-0-0				
2-0-0	0-0-0	0-0-0		NEUTRAL	1-0-0		0-0-0		1-0-0				
5-4-0	0-0-0	0-1-0		NON-CONFERENCE	1-1-0		2-1-0		2-1-0				
2-3-0	0-0-0	0-1-0		HOME	0-1-0		2-0-0		0-1-0				
1-1-0	0-0-0	0-0-		AWAY	0-0-0		0-1-0		1-0-0				
2-0-0	0-0-0	0-0-0		NEUTRAL	1-0-0		0-0-0		1-0-0				
1-9-0	0-2-0	0-4-0		CONFERENCE	1-3-0		0-0-0		0-0-0				
1-4-0	0-1-0	0-2-0		HOME	1-1-0		0-0-0		0-0-0				
0-5-0	0-1-0	0-2-0		AWAY	0-2-0		0-0-0		0-0-0				
0-0-0	0-0-0	0-0-0		NEUTRAL	0-0-0		0-0-0		0-0-0				
RPI S	Opponent	Score	RPI S	Opponent	Score	RPI S	Opponent	Score	RPI S	Opponent	Score		
11 A	Stanford	0 4	33 A	California	0 1	51 A	UCLA	1 2	111 A	Army West Point	0 1		
11 H	Stanford	0 5	33 H	California	0 1	51 H	UCLA	4 0	140 H	UC Santa Barbara	3 1		
			37 A	Washington	0 3	74 N	Vermont	2 1	143 H	Santa Clara	3 0		
			37 H	Washington	0 1	93 H	Cal Poly	0 1	151 H	Utah Valley	0 1		
			43 H	San Francisco	1 2	95 A	Oregon St.	0 2	160 A	UTRGV	2 0		
						95 H	Oregon St.	2 4	188 N	Incarinate Word	1 0		
<hr/>													
LAST 10 GAMES													
51 H UCLA						4	0	143 H Santa Clara				3	0
11 A Stanford						0	4	51 A UCLA				1	2
33 A California						0	1	95 A Oregon St.				0	2
95 H Oregon St.						2	4	37 A Washington				0	3
37 H Washington						0	1	33 H California				0	1

Non-Div. I Games:

San Diego St.

H
a
r
t
f
o
r
d

Hartford

Average RPI Win: 111		WON-LOST RECORD		WINNING PCT. RANK		LAST 10 GAMES		STRENGTH OF SCHEDULE		OPP. STRENGTH OF SCHEDULE		TEAM RPI		ADJ RPI		CONF. RPI		ADJ CONF. RPI	
DIV. I ONLY		4-8-4		.375 158		3-5-2		97		96		153		.45272 149		6		6	
DIV. I NON-CONF.		2-5-2		.33333 157		1-2-0		137		172		170		.42947 169		6		6	
TOTALS		RPI 1-25		RPI 26-50		W-L RECORDS		RPI 51-100		RPI 101-150		RPI 150+							
4-8-4		0-1-0		0-1-1		OVERALL		3-3-1		0-3-0		1-0-2							
1-5-1		0-0-0		0-1-1		HOME		0-3-0		0-1-0		1-0-0							
3-3-3		0-1-0		0-0-0		AWAY		3-0-1		0-2-0		0-0-2							
0-0-0		0-0-0		0-0-0		NEUTRAL		0-0-0		0-0-0		0-0-0							
2-5-2		0-0-0		0-1-0		NON-CONFERENCE		1-1-0		0-3-0		1-0-2							
1-3-0		0-0-0		0-1-0		HOME		0-1-0		0-1-0		1-0-0							
1-2-2		0-0-0		0-0-		AWAY		1-0-0		0-2-0		0-0-2							
0-0-0		0-0-0		0-0-0		NEUTRAL		0-0-0		0-0-0		0-0-0							
2-3-2		0-1-0		0-0-1		CONFERENCE		2-2-1		0-0-0		0-0-0							
0-2-1		0-0-0		0-0-1		HOME		0-2-0		0-0-0		0-0-0							
2-1-1		0-1-0		0-0-0		AWAY		2-0-1		0-0-0		0-0-0							
0-0-0		0-0-0		0-0-0		NEUTRAL		0-0-0		0-0-0		0-0-0							
RPI	S	Opponent		Score	RPI	S	Opponent		Score	RPI	S	Opponent		Score					
17	A	SMU		0 1	44	H	South Fla.		1 1	53	A	UCF		1 1					
					49	H	Kentucky		0 1	64	H	Tulsa		0 6					
										87	H	Lipscomb		1 3					
										88	H	Temple		1 2					
										90	A	UConn		2 1					
										97	A	Missouri St.		2 1					
										100	A	Cincinnati		3 1					

Non-Div. I Games:

Memphis

Average RPI Win:	166	WON-LOST	WINNING	LAST 10	STRENGTH OF	OPP. STRENGTH	TEAM	ADJ	CONF.	ADJ CONF.		
Average RPI Loss:	85	RECORD	PCT. RANK	GAMES	SCHEDULE	OF SCHEDULE	RPI	RPI	RPI	RPI		
DIV. I ONLY		7-8-6	.47619	106	3-4-3	134	201	146	.45202	150	23	23
DIV. I NON-CONF.		2-4-2	.375	149	0-0-0	70	185	112	.47455	123	21	23
<hr/>												
TOTALS	RPI 1-25	RPI 26-50		W-L RECORDS		RPI 51-100		RPI 101-150		RPI 150+		
7-8-6	0-0-0	1-1-0		OVERALL		0-6-4		1-1-0		5-0-2		
3-4-2	0-0-0	0-0-0		HOME		0-3-0		0-1-0		3-0-2		
4-4-2	0-0-0	1-1-0		AWAY		0-3-2		1-0-0		2-0-0		
0-0-2	0-0-0	0-0-0		NEUTRAL		0-0-2		0-0-0		0-0-0		
<hr/>												
2-4-2	0-0-0	1-1-0		NON-CONFERENCE		0-2-0		1-1-0		0-0-2		
0-1-2	0-0-0	0-0-0		HOME		0-0-0		0-1-0		0-0-2		
2-3-0	0-0-0	1-0-		AWAY		0-2-0		1-0-0		0-0-0		
0-0-0	0-0-0	0-0-0		NEUTRAL		0-0-0		0-0-0		0-0-0		
<hr/>												
5-4-4	0-0-0	0-0-0		CONFERENCE		0-4-4		0-0-0		5-0-0		
3-3-0	0-0-0	0-0-0		HOME		0-3-0		0-0-0		3-0-0		
2-1-2	0-0-0	0-0-0		AWAY		0-1-2		0-0-0		2-0-0		
0-0-2	0-0-0	0-0-0		NEUTRAL		0-0-2		0-0-0		0-0-0		
<hr/>												
RPI	S	Opponent	Score	RPI	S	Opponent	Score	RPI	S	Opponent	Score	
				37	A	Washington	2 1	63	A	Georgia St.	0 2	
				50	A	Seattle U	1 2	69	A	ETSU	0 0	
								69	H	ETSU	0 1	
								69	N	ETSU	0 0	
								84	A	South Carolina	1 2	
								85	A	Furman	0 0	
								85	H	Furman	1 2	
								91	A	UNCG	1 2	
								91	H	UNCG	0 1	
								91	N	UNCG	1 1	
<hr/>												
				LAST 10 GAMES								
				69	N	ETSU	0 0	91	A	UNCG	1 2	
				200	H	Wofford	2 1	85	H	Furman	1 2	
				205	A	VMI	7 0	200	H	Wofford	4 1	
				69	H	ETSU	0 1	69	A	ETSU	0 0	
				91	N	UNCG	1 1	91	H	UNCG	0 1	

Non-Div. I Games:

Mercer

Average RPI Win:	115	WON-LOST	WINNING	LAST 10	STRENGTH OF	OPP. STRENGTH	TEAM	ADJ	CONF.	ADJ CONF.	
Average RPI Loss:	119	RECORD	PCT. RANK	GAMES	SCHEDULE	OF SCHEDULE	RPI	RPI	RPI	RPI	
DIV. I ONLY	6-10-2	.38889	150	3-5-2	84	155	140	.45167	151	16	16
DIV. I NON-CONF.	3-5-0	.375	149	0-0-0	43	154	107	.48434	107	15	15
<hr/>											
TOTALS	RPI 1-25	RPI 26-50		W-L RECORDS		RPI 51-100		RPI 101-150		RPI 150+	
6-10-2	1-0-0	0-2-1		OVERALL		1-1-1		2-4-0		2-3-0	
3-4-2	1-0-0	0-1-1		HOME		0-1-1		0-2-0		2-0-0	
3-6-0	0-0-0	0-1-0		AWAY		1-0-0		2-2-0		0-3-0	
0-0-0	0-0-0	0-0-0		NEUTRAL		0-0-0		0-0-0		0-0-0	
<hr/>											
3-5-0	1-0-0	0-1-0		NON-CONFERENCE		0-1-0		2-3-0		0-0-0	
1-3-0	1-0-0	0-0-0		HOME		0-1-0		0-2-0		0-0-0	
2-2-0	0-0-0	0-0-		AWAY		0-0-0		2-1-0		0-0-0	
0-0-0	0-0-0	0-0-0		NEUTRAL		0-0-0		0-0-0		0-0-0	
<hr/>											
3-5-2	0-0-0	0-1-1		CONFERENCE		1-0-1		0-1-0		2-3-0	
2-1-2	0-0-0	0-1-1		HOME		0-0-1		0-0-0		2-0-0	
1-4-0	0-0-0	0-0-0		AWAY		1-0-0		0-1-0		0-3-0	
0-0-0	0-0-0	0-0-0		NEUTRAL		0-0-0		0-0-0		0-0-0	
<hr/>											
RPI S	Opponent	Score		RPI S	Opponent	Score		RPI S	Opponent	Score	
7 H	Akron	1	0	27 H	Air Force	1	1	70 H	San Jose St.	1	1
				37 A	Washington	0	4	78 A	UNLV	3	2
				50 H	Seattle U	1	2	98 H	Omaha	1	3
									</		

Non-Div. I Games:

Utah Valley

Average RPI Win: 140		WON-LOST RECORD	WINNING PCT. RANK	LAST 10 GAMES	STRENGTH OF SCHEDULE	OPP. STRENGTH OF SCHEDULE	TEAM RPI	ADJ RPI	CONF. RPI	ADJ CONF. RPI	
Average RPI Loss: 129											
DIV. I ONLY		5-7-4	.4375 133	3-3-2	121	173	150	.45001 152	18	18	
DIV. I NON-CONF.		1-2-2	.4 142	0-0-0	136	132	149	.4537 146	23	21	
<hr/>											
TOTALS	RPI 1-25	RPI 26-50		W-L RECORDS	RPI 51-100		RPI 101-150		RPI 150+		
5-7-4	0-0-0	0-0-1		OVERALL	2-2-2		1-3-1		2-2-0		
2-2-1	0-0-0	0-0-0		HOME	0-1-1		1-1-0		1-0-0		
3-5-3	0-0-0	0-0-1		AWAY	2-1-1		0-2-1		1-2-0		
0-0-0	0-0-0	0-0-0		NEUTRAL	0-0-0		0-0-0		0-0-0		
<hr/>											
1-2-2	0-0-0	0-0-1		NON-CONFERENCE	1-0-0		0-1-1		0-1-0		
0-0-0	0-0-0	0-0-0		HOME	0-0-0		0-0-0		0-0-0		
1-2-2	0-0-0	0-1-		AWAY	1-0-0		0-1-1		0-1-0		
0-0-0	0-0-0	0-0-0		NEUTRAL	0-0-0		0-0-0		0-0-0		
<hr/>											
4-5-2	0-0-0	0-0-0		CONFERENCE	1-2-2		1-2-0		2-1-0		
2-2-1	0-0-0	0-0-0		HOME	0-1-1		1-1-0		1-0-0		
2-3-1	0-0-0	0-0-0		AWAY	1-1-1		0-1-0		1-1-0		
0-0-0	0-0-0	0-0-0		NEUTRAL	0-0-0		0-0-0		0-0-0		
<hr/>											
RPI S	Opponent	Score	RPI S	Opponent	Score	RPI S	Opponent	Score	RPI S	Opponent	Score
			28 A	Old Dominion	1 1	54 H	Rider	1 2	117 A	Monmouth	2 3
						60 H	Fairfield	0 0	123 A	Fairleigh Dickinson	2 3
						82 A	Canisius	0 1	134 H	Marist	1 0
						82 A	Canisius	0 0	137 H	Manhattan	0 1
						90 A	UConn	1 0	148 A	Hartford	1 1
						96 A	Quinnipiac	1 0	181 A	Siena	2 0
									193 A	Saint Peter's	0 4
									197 H	Niagara	3 0
									199 A	Sacred Heart	0 1
<hr/>											
			LAST 10 GAMES								
			82 A	Canisius	0 1	60 H	Fairfield	0 0			
			82 A	Canisius	0 0	96 A	Quinnipiac	1 0			
			54 H	Rider	1 2	134 H	Marist	1 0			
			197 H	Niagara	3 0	117 A	Monmouth	2 3			
			193 A	Saint Peter's	0 4	181 A	Siena	2 0			

Non-Div. I Games:

Iona

Average RPI Win:	142	WON-LOST RECORD	WINNING PCT. RANK	LAST 10 GAMES	STRENGTH OF SCHEDULE	OPP. STRENGTH OF SCHEDULE	TEAM RPI	ADJ RPI	CONF. RPI	ADJ CONF. RPI		
DIV. I ONLY		7-9-4	.45	120	3-4-2	128	156	142	.44969	153	20	20
DIV. I NON-CONF.		2-5-1	.3125	166	0-1-0	90	73	111	.48088	113	16	17
<hr/>												
TOTALS	RPI 1-25	RPI 26-50		W-L RECORDS		RPI 51-100		RPI 101-150		RPI 150+		
7-9-4	0-2-0	0-1-0		OVERALL		0-2-0		4-2-2		3-2-2		
5-4-0	0-1-0	0-1-0		HOME		0-0-0		2-0-0		3-2-0		
2-4-3	0-1-0	0-0-0		AWAY		0-2-0		2-1-1		0-0-2		
0-1-1	0-0-0	0-0-0		NEUTRAL		0-0-0		0-1-1		0-0-0		
2-5-1	0-2-0	0-1-0		NON-CONFERENCE		0-1-0		1-0-0		1-1-1		
1-3-0	0-1-0	0-1-0		HOME		0-0-0		0-0-0		1-1-0		
1-2-1	0-1-0	0-0-		AWAY		0-1-0		1-0-0		0-0-1		
0-0-0	0-0-0	0-0-0		NEUTRAL		0-0-0		0-0-0		0-0-0		
5-4-3	0-0-0	0-0-0		CONFERENCE		0-1-0		3-2-2		2-1-1		
4-1-0	0-0-0	0-0-0		HOME		0-0-0		2-0-0		2-1-0		
1-2-2	0-0-0	0-0-0		AWAY		0-1-0		1-1-1		0-0-1		
0-1-1	0-0-0	0-0-0		NEUTRAL		0-0-0		0-1-1		0-0-0		
RPI	S	Opponent	Score	RPI	S	Opponent	Score	RPI	S	Opponent	Score	
16	H	Dartmouth	0 5	39	H	Rhode Island	0 2	59	A	Loyola Maryland	0 3	
20	A	New Hampshire	0 2					71	A	Brown	1 2	
										106	A Lehigh	3 0
										106	H Lehigh	1 0
										107	H Colgate	4 3
										107	N Colgate	0 1
										111	A Army West Point	0 0
										138	A Boston U.	0 3
										138	N Boston U.	0 0
										148	A Hartford	2 1
										154	H Delaware	0 2
										165	H Northeastern	3 0
										179	H Lafayette	2 0
										181	A Siena	0 0
										183	H American	1 2
										185	H Bucknell	2 1
										203	A Navy	1 1
LAST 10 GAMES												
				138	N	Boston U.	0 0	107	H	Colgate	4 3	
				106	A	Lehigh	3 0	59	A	Loyola Maryland	0 3	
				107	N	Colgate	0 1	183	H	American	1 2	
				106	H	Lehigh	1 0	39	H	Rhode Island	0 2	
				111	A	Army West Point	0 0	185	H	Bucknell	2 1	

Non-Div. I Games:

Holy Cross

Non-Div. I Games:

Delaware

Average RPI Win:	174	WON-LOST RECORD	WINNING PCT. RANK	LAST 10 GAMES	STRENGTH OF SCHEDULE	OPP. STRENGTH OF SCHEDULE	TEAM RPI	ADJ RPI	CONF. RPI	ADJ CONF. RPI	
Average RPI Loss:	96										
DIV. I ONLY	8-7-2	.52941	86	3-3-1	203	185	161	.44709	155	24	21
DIV. I NON-CONF.	4-3-1	.5625	76	1-0-0	195	157	159	.43889	157	22	20
<hr/>											
TOTALS	RPI 1-25	RPI 26-50		W-L RECORDS		RPI 51-100		RPI 101-150		RPI 150+	
8-7-2	0-1-0	0-0-0		OVERALL		1-3-0		1-2-2		6-1-0	
5-2-0	0-0-0	0-0-0		HOME		0-1-0		0-0-0		5-1-0	
3-5-2	0-1-0	0-0-0		AWAY		1-2-0		1-2-2		1-0-0	
0-0-0	0-0-0	0-0-0		NEUTRAL		0-0-0		0-0-0		0-0-0	
<hr/>											
4-3-1	0-1-0	0-0-0		NON-CONFERENCE		1-1-0		0-0-1		3-1-0	
2-1-0	0-0-0	0-0-0		HOME		0-0-0		0-0-0		2-1-0	
2-2-1	0-1-0	0-0-		AWAY		1-1-0		0-0-1		1-0-0	
0-0-0	0-0-0	0-0-0		NEUTRAL		0-0-0		0-0-0		0-0-0	
<hr/>											
4-4-1	0-0-0	0-0-0		CONFERENCE		0-2-0		1-2-1		3-0-0	
3-1-0	0-0-0	0-0-0		HOME		0-1-0		0-0-0		3-0-0	
1-3-1	0-0-0	0-0-0		AWAY		0-1-0		1-2-1		0-0-0	
0-0-0	0-0-0	0-0-0		NEUTRAL		0-0-0		0-0-0		0-0-0	
<hr/>											
RPI S	Opponent	Score		RPI S	Opponent	Score		RPI S	Opponent	Score	
6 A	Clemson	0 5						120 A	Presbyterian	2 1	
								131 A	Liberty	0 3	
								131 A	Liberty	0 1	
								139 A	Campbell	1 1	
								150 A	Mercer	1 1	
								170 H	Houston Baptist	1 3	
								190 H	USC Upstate	6 1	
								191 H	Winthrop	6 0	
								200 H	Wofford	5 1	
								201 H	Longwood	2 1	
								202 H	UNC Asheville	3 0	
								205 A	VMI	5 0	
<hr/>											
LAST 10 GAMES											
131 A Liberty				0 3		190 H USC Upstate				6 1	
191 H Winthrop				6 0		62 A Radford				3 5	
201 H Longwood				2 1		6 A Clemson				0 5	
139 A Campbell				1 1		202 H UNC Asheville				3 0	
73 H High Point				1 3		120 A Presbyterian				2 1	

Non-Div. I Games:

Gardner-Webb

Average RPI Win: 144		WON-LOST	WINNING	LAST 10	STRENGTH OF		OPP. STRENGTH	TEAM	ADJ	CONF.	ADJ CONF.
Average RPI Loss: 89		RECORD	PCT. RANK	GAMES	SCHEDULE		OF SCHEDULE	RPI	RPI	RPI	RPI
DIV. I ONLY		6-11-1	.36111	164	4-5-1		110	163	158	.44695	156
DIV. I NON-CONF.		2-5-0	.28571	172	0-0-0		123	162	151	.45078	148
TOTALS		RPI 1-25	RPI 26-50		W-L RECORDS		RPI 51-100		RPI 101-150		RPI 150+
6-11-1	0-0-0	0-4-0		OVERALL		1-3-0		2-2-0		3-2-1	
5-1-0	0-0-0	0-1-0		HOME		1-0-0		1-0-0		3-0-0	
1-7-1	0-0-0	0-2-0		AWAY		0-3-0		1-0-0		0-2-1	
0-3-0	0-0-0	0-1-0		NEUTRAL		0-0-0		0-2-0		0-0-0	
2-5-0	0-0-0	0-1-0		NON-CONFERENCE		0-2-0		1-2-0		1-0-0	
1-0-0	0-0-0	0-0-0		HOME		0-0-0		0-0-0		1-0-0	
1-3-0	0-0-0	0-0-		AWAY		0-2-0		1-0-0		0-0-0	
0-2-0	0-0-0	0-0-0		NEUTRAL		0-0-0		0-2-0		0-0-0	
4-6-1	0-0-0	0-3-0		CONFERENCE		1-1-0		1-0-0		2-2-1	
4-1-0	0-0-0	0-1-0		HOME		1-0-0		1-0-0		2-0-0	
0-4-1	0-0-0	0-1-0		AWAY		0-1-0		0-0-0		0-2-1	
0-1-0	0-0-0	0-1-0		NEUTRAL		0-0-0		0-0-0		0-0-0	
RPI S	Opponent	Score	RPI S	Opponent	Score	RPI S	Opponent	Score	RPI S	Opponent	Score
			27 H	Air Force	1 2	61 A	UC Davis	1 2	113 N	Saint Francis (PA)	1 2
			35 A	Pacific	2 5	70 A	San Jose St.	0 1	126 N	Gonzaga	1 4
			50 A	Seattle U	0 4	78 H	UNLV	1 0	130 A	Sacramento St.	1 0
			50 N	Seattle U	0 3	93 A	Cal Poly	0 1	146 H	Grand Canyon	3 2
									151 H	Utah Valley	1 0
									160 A	UTRGV	0 0
									170 A	Houston Baptist	1 2
									176 H	UC Riverside	2 0
									180 H	UMKC	2 1
									188 A	Incarinate Word	0 1
LAST 10 GAMES											
			50 N	Seattle U	0 3	160 A	UTRGV	0 0			
			70 A	San Jose St.	0 1	170 A	Houston Baptist	1 2			
			27 H	Air Force	1 2	78 H	UNLV	1 0			
			180 H	UMKC	2 1	146 H	Grand Canyon	3 2			
			188 A	Incarinate Word	0 1	151 H	Utah Valley	1 0			

Non-Div. I Games:

CSU Bakersfield

Average RPI Win: 175		WON-LOST	WINNING	LAST 10	STRENGTH OF		OPP. STRENGTH	TEAM	ADJ		CONF.	ADJ CONF.			
Average RPI Loss: 67		RECORD	PCT. RANK	GAMES	SCHEDULE		OF SCHEDULE	RPI	RPI		RPI	RPI			
DIV. I ONLY		7-9-1	.44118	130	2-7-1		198	54	159		.44628	157			
DIV. I NON-CONF.		6-6-0	.5	93	1-4-0		199	86	176		.41528	178			
TOTALS		RPI 1-25	RPI 26-50		W-L RECORDS		RPI 51-100		RPI 101-150		RPI 150+				
7-9-1		0-4-0	0-1-0		OVERALL		0-1-1		1-2-0		6-1-0				
5-2-1		0-0-0	0-0-0		HOME		0-1-1		1-0-0		4-1-0				
2-7-0		0-4-0	0-1-0		AWAY		0-0-0		0-2-0		2-0-0				
0-0-0		0-0-0	0-0-0		NEUTRAL		0-0-0		0-0-0		0-0-0				
6-6-0		0-2-0	0-1-0		NON-CONFERENCE		0-1-0		1-1-0		5-1-0				
4-2-0		0-0-0	0-0-0		HOME		0-1-0		1-0-0		3-1-0				
2-4-0		0-2-0	0-0-		AWAY		0-0-0		0-1-0		2-0-0				
0-0-0		0-0-0	0-0-0		NEUTRAL		0-0-0		0-0-0		0-0-0				
1-3-1		0-2-0	0-0-0		CONFERENCE		0-0-1		0-1-0		1-0-0				
1-0-1		0-0-0	0-0-0		HOME		0-0-1		0-0-0		1-0-0				
0-3-0		0-2-0	0-0-0		AWAY		0-0-0		0-1-0		0-0-0				
0-0-0		0-0-0	0-0-0		NEUTRAL		0-0-0		0-0-0		0-0-0				
RPI S	Opponent	Score		RPI S	Opponent	Score		RPI S	Opponent	Score		RPI S	Opponent	Score	
7 A	Akron	1	2	46 A	Ohio St.	0	1	55 H	West Virginia	0	0	103 H	Cleveland St.	2	0
8 A	Western Mich.	0	1					100 H	Cincinnati	1	3	105 A	Wright St.	0	2
10 A	Notre Dame	1	2									135 A	SIUE	1	3
12 A	Michigan St.	0	1									166 H	Northern Ill.	3	1
												178 H	Western Ill.	2	0
												182 H	Fort Wayne	1	2
												189 A	Drexel	3	0
												192 A	Penn	2	0
												195 H	Duquesne	1	0
												204 H	IUPUI	2	0
LAST 10 GAMES															
8 A	Western Mich.	0	1	105 A	Wright St.	0	2								
166 H	Northern Ill.	3	1	135 A	SIUE	1	3								
182 H	Fort Wayne	1	2	195 H	Duquesne	1	0								
7 A	Akron	1	2	46 A	Ohio St.	0	1								
55 H	West Virginia	0	0	10 A	Notre Dame	1	2								

Non-Div. I Games:

Bowling Green

Average RPI Win:	148	WON-LOST RECORD	WINNING PCT. RANK	LAST 10 GAMES	STRENGTH OF SCHEDULE	OPP. STRENGTH OF SCHEDULE	TEAM RPI	ADJ RPI	CONF. RPI	ADJ CONF. RPI	
DIV. I ONLY	8-10-1	.44737	121	3-3-1	146	193	152	.44558	158	15	15
DIV. I NON-CONF.	2-7-0	.22222	181	1-1-0	198	180	183	.40193	185	19	19
TOTALS	RPI 1-25	RPI 26-50	W-L RECORDS		RPI 51-100	RPI 101-150		RPI 150+			
8-10-1	0-0-0	0-0-0	OVERALL		1-3-0	3-5-1		4-2-0			
4-3-0	0-0-0	0-0-0	HOME		0-1-0	2-0-0		2-2-0			
2-7-1	0-0-0	0-0-0	AWAY		0-2-0	1-5-1		1-0-0			
2-0-0	0-0-0	0-0-0	NEUTRAL		1-0-0	0-0-0		1-0-0			
2-7-0	0-0-0	0-0-0	NON-CONFERENCE		0-1-0	0-4-0		2-2-0			
1-2-0	0-0-0	0-0-0	HOME		0-0-0	0-0-0		1-2-0			
0-5-0	0-0-0	0-0-	AWAY		0-1-0	0-4-0		0-0-0			
1-0-0	0-0-0	0-0-0	NEUTRAL		0-0-0	0-0-0		1-0-0			
6-3-1	0-0-0	0-0-0	CONFERENCE		1-2-0	3-1-1		2-0-0			
3-1-0	0-0-0	0-0-0	HOME		0-1-0	2-0-0		1-0-0			
2-2-1	0-0-0	0-0-0	AWAY		0-1-0	1-1-1		1-0-0			
1-0-0	0-0-0	0-0-0	NEUTRAL		1-0-0	0-0-0		0-0-0			
RPI S	Opponent	Score	RPI S	Opponent	Score	RPI S	Opponent	Score	RPI S	Opponent	Score
						75 A	Evansville	1 2	104 A	UAB	1 2
						94 A	Dayton	1 2	121 A	Appalachian St.	1 2
						97 H	Missouri St.	1 2	122 A	Bradley	1 1
						97 N	Missouri St.	1 0	122 A	Bradley	0 3
									122 H	Bradley	2 0
									125 A	Loyola Chicago	3 2
									129 H	Drake	3 1
									139 A	Campbell	0 1
									149 A	Memphis	0 1
									169 A	Valparaiso	3 2
									169 H	Valparaiso	3 2
									180 H	UMKC	0 3
									182 N	Fort Wayne	3 0
									187 H	Oral Roberts	6 1
									188 H	Incarnate Word	1 2
			LAST 10 GAMES								
			122 A	Bradley	1 1	169 H	Valparaiso	3 2			
			97 N	Missouri St.	1 0	149 A	Memphis	0 1			
			187 H	Oral Roberts	6 1	122 H	Bradley	2 0			
			122 A	Bradley	0 3	104 A	UAB	1 2			
			75 A	Evansville	1 2	125 A	Loyola Chicago	3 2			

Non-Div. I Games: Central Baptist 3 0

Central Ark.

Average RPI Win:		161	WON-LOST RECORD		WINNING PCT. RANK		LAST 10 GAMES		STRENGTH OF SCHEDULE		OPP. STRENGTH OF SCHEDULE		TEAM RPI		ADJ RPI		CONF. RPI		ADJ CONF. RPI				
DIV. I ONLY		8-9-1		.47222		113		4-5-1		194		128		156		.44399		159		10		10	
DIV. I NON-CONF.		5-4-1		.55		87		1-0-1		197		160		171		.42203		172		12		12	
TOTALS		RPI 1-25		RPI 26-50		W-L RECORDS		RPI 51-100		RPI 101-150		RPI 150+											
8-9-1		0-1-0		0-2-0		OVERALL		2-2-0		0-2-1		6-2-0											
6-3-1		0-0-0		0-1-0		HOME		1-1-0		0-1-1		5-0-0											
2-6-0		0-1-0		0-1-0		AWAY		1-1-0		0-1-0		1-2-0											
0-0-0		0-0-0		0-0-0		NEUTRAL		0-0-0		0-0-0		0-0-0											
5-4-1		0-0-0		0-0-0		NON-CONFERENCE		0-2-0		0-1-1		5-1-0											
4-1-1		0-0-0		0-0-0		HOME		0-1-0		0-0-1		4-0-0											
1-3-0		0-0-0		0-0-		AWAY		0-1-0		0-1-0		1-1-0											
0-0-0		0-0-0		0-0-0		NEUTRAL		0-0-0		0-0-0		0-0-0											
3-5-0		0-1-0		0-2-0		CONFERENCE		2-0-0		0-1-0		1-1-0											
2-2-0		0-0-0		0-1-0		HOME		1-0-0		0-1-0		1-0-0											
1-3-0		0-1-0		0-1-0		AWAY		1-0-0		0-0-0		0-1-0											
0-0-0		0-0-0		0-0-0		NEUTRAL		0-0-0		0-0-0		0-0-0											
RPI	S	Opponent		Score		RPI	S	Opponent		Score		RPI	S	Opponent		Score							
18	A	Massachusetts		0 2		26	A	Fordham		0 1		54	A	Rider		1 2		125	A	Loyola Chicago		1 3	
						39	H	Rhode Island		0 1		59	H	Loyola Maryland		4 5		132	H	St. Bonaventure		1 2	
												65	H	George Washington		5 3		144	H	LIU Brooklyn		1 1	
												99	A	Davidson		2 0		174	H	Hartwick		2 1	
																		175	A	DePaul		1 2	
																		179	H	Lafayette		2 1	
																		189	A	Drexel		1 0	
																		192	H	Penn		3 0	
																		193	H	Saint Peter's		2 0	
																		195	A	Duquesne		1 3	
																		198	H	Saint Joseph's		4 2	
						LAST 10 GAMES																	
						99	A	Davidson		2 0		65	H	George Washington		5 3							
						132	H	St. Bonaventure		1 2		39	H	Rhode Island		0 1							
						189	A	Drexel		1 0		26	A	Fordham		0 1							
						198	H	Saint Joseph's		4 2		195	A	Duquesne		1 3							
						18	A	Massachusetts		0 2		144	H	LIU Brooklyn		1 1							

Non-Div. I Games:

La Salle

UTRGV

Average RPI Win: 158		WON-LOST RECORD		WINNING PCT. RANK		LAST 10 GAMES		STRENGTH OF SCHEDULE		OPP. STRENGTH OF SCHEDULE		TEAM RPI		ADJ RPI		CONF. RPI		ADJ CONF. RPI	
DIV. I ONLY		6-7-3		.46875 118		4-4-2		175		113		154		.44391 160		16		16	
DIV. I NON-CONF.		2-2-1		.5 93		0-0-0		174		117		157		.44048 154		15		15	
TOTALS		RPI 1-25		RPI 26-50		W-L RECORDS		RPI 51-100		RPI 101-150		RPI 150+							
6-7-3		0-0-0		0-1-1		OVERALL		0-4-0		2-1-1		4-1-1							
2-3-3		0-0-0		0-0-1		HOME		0-2-0		1-1-1		1-0-1							
3-3-0		0-0-0		0-1-0		AWAY		0-1-0		0-0-0		3-1-0							
1-1-0		0-0-0		0-0-0		NEUTRAL		0-1-0		1-0-0		0-0-0							
2-2-1		0-0-0		0-0-0		NON-CONFERENCE		0-1-0		1-1-1		1-0-0							
0-2-1		0-0-0		0-0-0		HOME		0-1-0		0-1-1		0-0-0							
1-0-0		0-0-0		0-0-		AWAY		0-0-0		0-0-0		1-0-0							
1-0-0		0-0-0		0-0-0		NEUTRAL		0-0-0		1-0-0		0-0-0							
4-5-2		0-0-0		0-1-1		CONFERENCE		0-3-0		1-0-0		3-1-1							
2-1-2		0-0-0		0-0-1		HOME		0-1-0		1-0-0		1-0-1							
2-3-0		0-0-0		0-1-0		AWAY		0-1-0		0-0-0		2-1-0							
0-1-0		0-0-0		0-0-0		NEUTRAL		0-1-0		0-0-0		0-0-0							
RPI S	Opponent	Score		RPI S	Opponent	Score		RPI S	Opponent	Score		RPI S	Opponent	Score					
				27 A	Air Force	0	1	70 H	San Jose St.	0	1	125 N	Loyola Chicago	1	0				
				50 H	Seattle U	2	2	70 N	San Jose St.	0	2	132 H	St. Bonaventure	1	1				
								78 A	UNLV	2	3	146 H	Grand Canyon	2	0				
								98 H	Omaha	0	1	147 H	San Diego St.	0	2				
												151 H	Utah Valley	3	0				
												156 H	CSU Bakersfield	0	0				
												166 A	Northern Ill.	2	0				
												170 A	Houston Baptist	3	1				
												180 A	UMKC	2	3				
												188 A	Incarnate Word	2	1				
LAST 10 GAMES																			
				188 A	Incarnate Word	2	1	146 H	Grand Canyon	2	0								
				170 A	Houston Baptist	3	1	78 A	UNLV	2	3								
				70 N	San Jose St.	0	2	151 H	Utah Valley	3	0								
				70 H	San Jose St.	0	1	50 H	Seattle U	2	2								
				156 H	CSU Bakersfield	0	0	27 A	Air Force	0	1								

Non-Div. I Games: Our Lady of the Lake 4 1

UTRGV

Average RPI Win:	136	WON-LOST	WINNING	LAST 10	STRENGTH OF	OPP. STRENGTH	TEAM	ADJ	CONF.	ADJ CONF.	
Average RPI Loss:	114	RECORD	PCT. RANK	GAMES	SCHEDULE	OF SCHEDULE	RPI	RPI	RPI	RPI	
DIV. I ONLY	6-7-4	.47059	116	5-3-2	181	93	157	.44357	161	12	12
DIV. I NON-CONF.	4-4-2	.5	93	3-0-0	183	106	163	.43255	165	13	13
TOTALS	RPI 1-25	RPI 26-50	W-L RECORDS		RPI 51-100	RPI 101-150		RPI 150+			
6-7-4	0-1-0	0-0-2	OVERALL		1-1-0	3-3-1		2-2-1			
4-4-1	0-0-0	0-0-1	HOME		1-0-0	2-2-0		1-2-0			
2-3-3	0-1-0	0-0-1	AWAY		0-1-0	1-1-1		1-0-1			
0-0-0	0-0-0	0-0-0	NEUTRAL		0-0-0	0-0-0		0-0-0			
4-4-2	0-0-0	0-0-1	NON-CONFERENCE		1-0-0	2-3-1		1-1-0			
3-3-0	0-0-0	0-0-0	HOME		1-0-0	1-2-0		1-1-0			
1-1-2	0-0-0	0-1-	AWAY		0-0-0	1-1-1		0-0-0			
0-0-0	0-0-0	0-0-0	NEUTRAL		0-0-0	0-0-0		0-0-0			
2-3-2	0-1-0	0-0-1	CONFERENCE		0-1-0	1-0-0		1-1-1			
1-1-1	0-0-0	0-0-1	HOME		0-0-0	1-0-0		0-1-0			
1-2-1	0-1-0	0-0-0	AWAY		0-1-0	0-0-0		1-0-1			
0-0-0	0-0-0	0-0-0	NEUTRAL		0-0-0	0-0-0		0-0-0			
RPI S	Opponent	Score	RPI S	Opponent	Score	RPI S	Opponent	Score	RPI S	Opponent	Score
16 A	Dartmouth	1 2	29 H	Columbia	0 0	67 H	St. John's (NY)	1 0	107 A	Colgate	0 1
			42 A	Syracuse	1 1	71 A	Brown	0 1	115 H	Cornell	2 1
									123 A	Fairleigh Dickinson	2 0
									128 H	Villanova	2 0
									135 H	SIUE	0 1
									138 A	Boston U.	1 1
									141 H	Rutgers	0 1
									163 H	Seton Hall	3 4
									164 H	Yale	0 1
									173 A	Harvard	1 1
									189 H	Drexel	1 0
									192 A	Penn	2 1
LAST 10 GAMES											
			164 H	Yale	0 1	29 H	Columbia	0 0			
			192 A	Penn	2 1	67 H	St. John's (NY)	1 0			
			189 H	Drexel	1 0	71 A	Brown	0 1			
			115 H	Cornell	2 1	128 H	Villanova	2 0			
			173 A	Harvard	1 1	16 A	Dartmouth	1 2			

Non-Div. I Games:

Princeton

Average RPI Win:	139	WON-LOST	WINNING	LAST 10	STRENGTH OF	OPP. STRENGTH	TEAM	ADJ	CONF.	ADJ CONF.	
Average RPI Loss:	95	RECORD	PCT. RANK	GAMES	SCHEDULE	OF SCHEDULE	RPI	RPI	RPI	RPI	
DIV. I ONLY	6-10-1	.38235	154	6-3-1	151	137	166	.43698	162	19	19
DIV. I NON-CONF.	2-6-0	.25	176	2-0-0	118	87	138	.45964	139	17	16
<hr/>											
TOTALS	RPI 1-25	RPI 26-50		W-L RECORDS		RPI 51-100		RPI 101-150		RPI 150+	
6-10-1	0-0-0	0-2-0		OVERALL		2-3-0		1-4-1		3-1-0	
2-6-1	0-0-0	0-1-0		HOME		1-2-0		0-2-1		1-1-0	
3-4-0	0-0-0	0-1-0		AWAY		1-1-0		1-2-0		1-0-0	
1-0-0	0-0-0	0-0-0		NEUTRAL		0-0-0		0-0-0		1-0-0	
<hr/>											
2-6-0	0-0-0	0-2-0		NON-CONFERENCE		1-1-0		0-3-0		1-0-0	
1-4-0	0-0-0	0-1-0		HOME		1-1-0		0-2-0		0-0-0	
1-2-0	0-0-0	0-0-		AWAY		0-0-0		0-1-0		1-0-0	
0-0-0	0-0-0	0-0-0		NEUTRAL		0-0-0		0-0-0		0-0-0	
<hr/>											
4-4-1	0-0-0	0-0-0		CONFERENCE		1-2-0		1-1-1		2-1-0	
1-2-1	0-0-0	0-0-0		HOME		0-1-0		0-0-1		1-1-0	
2-2-0	0-0-0	0-0-0		AWAY		1-1-0		1-1-0		0-0-0	
1-0-0	0-0-0	0-0-0		NEUTRAL		0-0-0		0-0-0		1-0-0	
<hr/>											
RPI S	Opponent	Score	RPI S	Opponent	Score	RPI S	Opponent	Score	RPI S	Opponent	Score
			32 A	Charlotte	0 1	53 H	UCF	0 4	104 H	UAB	1 2
			36 H	UNCW	0 2	63 H	Georgia St.	2 1	112 A	Ga. Southern	1 2
						87 A	Lipscomb	3 1	123 A	NJIT	1 4
						87 H	Lipscomb	1 2	139 H	Campbell	0 1
						92 A	FGCU	0 1	145 A	Stetson	2 1
									145 H	Stetson	0 0
									172 H	North Florida	1 2
									172 N	North Florida	2 1
									177 A	Fla. Atlantic	2 1
									190 H	USC Upstate	3 1
<hr/>											
			LAST 10 GAMES								
			87 H	Lipscomb	1 2	145 H	Stetson	0 0			
			145 A	Stetson	2 1	123 A	NJIT	1 4			
			172 N	North Florida	2 1	190 H	USC Upstate	3 1			
			87 A	Lipscomb	3 1	177 A	Fla. Atlantic	2 1			
			172 H	North Florida	1 2	63 H	Georgia St.	2 1			

Non-Div. I Games:




Jacksonville

Average RPI Win:	152	WON-LOST	WINNING	LAST 10	STRENGTH OF	OPP. STRENGTH	TEAM	ADJ	CONF.	ADJ CONF.	
Average RPI Loss:	79	RECORD	PCT. RANK	GAMES	SCHEDULE	OF SCHEDULE	RPI	RPI	RPI	RPI	
DIV. I ONLY	6-10-1	.38235	154	3-7-0	156	108	164	.43659	163	8	8
DIV. I NON-CONF.	3-4-1	.4375	130	0-1-0	179	183	177	.41101	181	8	7
TOTALS	RPI 1-25	RPI 26-50	W-L RECORDS		RPI 51-100	RPI 101-150		RPI 150+			
6-10-1	0-2-0	0-1-0	OVERALL		1-3-0	1-3-0		4-1-1			
4-4-1	0-1-0	0-0-0	HOME		1-2-0	1-0-0		2-1-1			
2-6-0	0-1-0	0-1-0	AWAY		0-1-0	0-3-0		2-0-0			
0-0-0	0-0-0	0-0-0	NEUTRAL		0-0-0	0-0-0		0-0-0			
3-4-1	0-0-0	0-0-0	NON-CONFERENCE		0-2-0	0-1-0		3-1-1			
1-2-1	0-0-0	0-0-0	HOME		0-1-0	0-0-0		1-1-1			
2-2-0	0-0-0	0-0-	AWAY		0-1-0	0-1-0		2-0-0			
0-0-0	0-0-0	0-0-0	NEUTRAL		0-0-0	0-0-0		0-0-0			
3-6-0	0-2-0	0-1-0	CONFERENCE		1-1-0	1-2-0		1-0-0			
3-2-0	0-1-0	0-0-0	HOME		1-1-0	1-0-0		1-0-0			
0-4-0	0-1-0	0-1-0	AWAY		0-0-0	0-2-0		0-0-0			
0-0-0	0-0-0	0-0-0	NEUTRAL		0-0-0	0-0-0		0-0-0			
RPI S	Opponent	Score	RPI S	Opponent	Score	RPI S	Opponent	Score	RPI S	Opponent	Score
14 H	Butler	0 2	48 A	Xavier	2 3	54 H	Rider	1 2	106 A	Lehigh	1 3
19 A	Georgetown	0 3				57 H	Creighton	2 0	109 A	Providence	1 3
						67 H	St. John's (NY)	0 1	128 H	Villanova	2 0
						72 A	Stony Brook	0 1	142 A	Marquette	2 4
									154 H	Delaware	0 2
									161 A	Princeton	4 3
									175 H	DePaul	2 1
									192 A	Penn	2 1
									193 H	Saint Peter's	1 1
									199 H	Sacred Heart	3 0
LAST 10 GAMES											
128 H	Villanova	2 0	175 H	DePaul	2 1						
48 A	Xavier	2 3	57 H	Creighton	2 0						
14 H	Butler	0 2	142 A	Marquette	2 4						
19 A	Georgetown	0 3	106 A	Lehigh	1 3						
109 A	Providence	1 3	67 H	St. John's (NY)	0 1						

Non-Div. I Games:

Seton Hall

Y
a
l
e

 Tie,  Loss,  Non-Conf, S Site, H Home, A Away, N Neutral Page 164

[illegible]

Non-Div. I Games:

Northeastern

Average RPI Win:		139	WON-LOST		WINNING		LAST 10		STRENGTH OF		OPP. STRENGTH		TEAM		ADJ		CONF.		ADJ CONF.	
Average RPI Loss:		105	RECORD		PCT. RANK		GAMES		SCHEDULE		OF SCHEDULE		RPI		RPI		RPI		RPI	
DIV. I ONLY			3-11-1		.23333		188		1-8-1		35		184		167		.43334		166	
DIV. I NON-CONF.			3-7-0		.3		168		1-4-0		71		202		172		.41718		177	
TOTALS		RPI 1-25		RPI 26-50		W-L RECORDS		RPI 51-100		RPI 101-150		RPI 150+								
3-11-1		0-2-0		0-0-0		OVERALL		1-2-1		1-4-0		1-3-0								
2-5-0		0-1-0		0-0-0		HOME		0-0-0		1-2-0		1-2-0								
0-4-1		0-1-0		0-0-0		AWAY		0-2-1		0-0-0		0-1-0								
1-2-0		0-0-0		0-0-0		NEUTRAL		1-0-0		0-2-0		0-0-0								
3-7-0		0-0-0		0-0-0		NON-CONFERENCE		1-2-0		1-3-0		1-2-0								
2-3-0		0-0-0		0-0-0		HOME		0-0-0		1-1-0		1-2-0								
0-2-0		0-0-0		0-0-		AWAY		0-2-0		0-0-0		0-0-0								
1-2-0		0-0-0		0-0-0		NEUTRAL		1-0-0		0-2-0		0-0-0								
0-4-1		0-2-0		0-0-0		CONFERENCE		0-0-1		0-1-0		0-1-0								
0-2-0		0-1-0		0-0-0		HOME		0-0-0		0-1-0		0-0-0								
0-2-1		0-1-0		0-0-0		AWAY		0-0-1		0-0-0		0-1-0								
0-0-0		0-0-0		0-0-0		NEUTRAL		0-0-0		0-0-0		0-0-0								
RPI	S	Opponent		Score	RPI	S	Opponent		Score	RPI	S	Opponent		Score						
7	A	Akron		0 4						55	A	West Virginia		1 1						
8	H	Western Mich.		0 5						75	A	Evansville		1 4						
										77	A	Ill.-Chicago		1 3						
										98	N	Omaha		1 0						

Non-Div. I Games:

Northern Ill.

Average RPI Win: 152		WON-LOST	WINNING	LAST 10	STRENGTH OF		OPP. STRENGTH	TEAM	ADJ	CONF.	ADJ CONF.
Average RPI Loss: 92		RECORD	PCT. RANK	GAMES	SCHEDULE		OF SCHEDULE	RPI	RPI	RPI	RPI
DIV. I ONLY		5-9-2	.375	158	2-8-0		164	150	171	.43291	167
DIV. I NON-CONF.		3-2-2	.57143	71	1-2-0		151	125	166	.43577	159
TOTALS		RPI 1-25	RPI 26-50		W-L RECORDS		RPI 51-100		RPI 101-150		RPI 150+
5-9-2	0-0-0	0-1-0		OVERALL		1-4-1		1-4-1		3-0-0	
2-3-2	0-0-0	0-0-0		HOME		0-2-1		1-1-1		1-0-0	
3-6-0	0-0-0	0-1-0		AWAY		1-2-0		0-3-0		2-0-0	
0-0-0	0-0-0	0-0-0		NEUTRAL		0-0-0		0-0-0		0-0-0	
3-2-2	0-0-0	0-1-0		NON-CONFERENCE		1-1-1		0-0-1		2-0-0	
1-0-2	0-0-0	0-0-0		HOME		0-0-1		0-0-1		1-0-0	
2-2-0	0-0-0	0-0-		AWAY		1-1-0		0-0-0		1-0-0	
0-0-0	0-0-0	0-0-0		NEUTRAL		0-0-0		0-0-0		0-0-0	
2-7-0	0-0-0	0-0-0		CONFERENCE		0-3-0		1-4-0		1-0-0	
1-3-0	0-0-0	0-0-0		HOME		0-2-0		1-1-0		0-0-0	
1-4-0	0-0-0	0-0-0		AWAY		0-1-0		0-3-0		1-0-0	
0-0-0	0-0-0	0-0-0		NEUTRAL		0-0-0		0-0-0		0-0-0	
RPI S	Opponent	Score	RPI S	Opponent	Score	RPI S	Opponent	Score	RPI S	Opponent	Score
			45 A	NC State	0 3	63 A	Georgia St.	1 0	103 A	Cleveland St.	1 2
						75 A	Evansville	2 3	105 H	Wright St.	1 2
						77 H	Ill.-Chicago	0 2	110 H	Milwaukee	2 1
						86 H	Oakland	0 1	116 A	Detroit Mercy	0 4
						89 A	Green Bay	0 1	136 A	Northern Ky.	0 1
						94 H	Dayton	0 0	149 H	Memphis	0 0
									184 A	Eastern Ill.	2 1
									197 H	Niagara	6 1
									204 A	IUPUI	1 0
LAST 10 GAMES											
			77 H	Ill.-Chicago	0 2	75 A	Evansville	2 3			
			89 A	Green Bay	0 1	105 H	Wright St.	1 2			
			86 H	Oakland	0 1	45 A	NC State	0 3			
			184 A	Eastern Ill.	2 1	103 A	Cleveland St.	1 2			
			204 A	IUPUI	1 0	116 A	Detroit Mercy	0 4			

Non-Div. I Games:

Belmont

Average RPI Win:	162	WON-LOST RECORD	WINNING PCT. RANK	LAST 10 GAMES	STRENGTH OF SCHEDULE	OPP. STRENGTH OF SCHEDULE	TEAM RPI	ADJ RPI	CONF. RPI	ADJ CONF. RPI		
DIV. I ONLY		4-12-2	.27778	177	3-7-0	129	75	175	.43197	168	9	9
DIV. I NON-CONF.		2-7-2	.27273	174	1-2-0	132	116	173	.42699	170	3	3
<hr/>												
TOTALS	RPI 1-25	RPI 26-50		W-L RECORDS		RPI 51-100		RPI 101-150		RPI 150+		
4-12-2	0-0-0	0-6-0		OVERALL		0-4-1		2-2-1		2-0-0		
4-3-1	0-0-0	0-1-0		HOME		0-1-0		2-1-1		2-0-0		
0-9-1	0-0-0	0-5-0		AWAY		0-3-1		0-1-0		0-0-0		
0-0-0	0-0-0	0-0-0		NEUTRAL		0-0-0		0-0-0		0-0-0		
<hr/>												
2-7-2	0-0-0	0-3-0		NON-CONFERENCE		0-2-1		0-2-1		2-0-0		
2-2-1	0-0-0	0-0-0		HOME		0-1-0		0-1-1		2-0-0		
0-5-1	0-0-0	0-0-		AWAY		0-1-1		0-1-0		0-0-0		
0-0-0	0-0-0	0-0-0		NEUTRAL		0-0-0		0-0-0		0-0-0		
<hr/>												
2-5-0	0-0-0	0-3-0		CONFERENCE		0-2-0		2-0-0		0-0-0		
2-1-0	0-0-0	0-1-0		HOME		0-0-0		2-0-0		0-0-0		
0-4-0	0-0-0	0-2-0		AWAY		0-2-0		0-0-0		0-0-0		
0-0-0	0-0-0	0-0-0		NEUTRAL		0-0-0		0-0-0		0-0-0		
<hr/>												
RPI	S	Opponent	Score	RPI	S	Opponent	Score	RPI	S	Opponent	Score	
				35	A	Pacific	0 1	58	A	San Diego	0 2	
				37	A	Washington	0 2	61	A	UC Davis	2 3	
				40	H	Portland	0 3	66	H	New Mexico	0 3	
				43	A	San Francisco	1 2	76	A	Saint Mary's (CA)	0 5	
				44	A	South Fla.	0 1	92	A	FGCU	2 2	
				50	A	Seattle U	0 1					
										101	H Penn St.	1 1
										114	H UC Irvine	0 2
										126	H Gonzaga	2 1
										130	A Sacramento St.	1 2
										143	H Santa Clara	2 1
										176	H UC Riverside	2 1
										202	H UNC Asheville	2 0
				LAST 10 GAMES								
				43	A	San Francisco	1 2	126	H	Gonzaga	2 1	
				143	H	Santa Clara	2 1	58	A	San Diego	0 2	
				35	A	Pacific	0 1	66	H	New Mexico	0 3	
				76	A	Saint Mary's (CA)	0 5	176	H	UC Riverside	2 1	
				40	H	Portland	0 3	114	H	UC Irvine	0 2	

Non-Div. I Games:

Loyola Marymount

Average RPI Win:	155	WON-LOST RECORD	WINNING PCT. RANK	LAST 10 GAMES	STRENGTH OF SCHEDULE	OPP. STRENGTH OF SCHEDULE	TEAM RPI	ADJ RPI	CONF. RPI	ADJ CONF. RPI	
DIV. I ONLY	8-9-1	.47222	113	5-5-0	204	117	169	.4314	169	15	15
DIV. I NON-CONF.	5-3-1	.61111	60	4-0-0	204	120	184	.40855	182	19	19
<hr/>											
TOTALS	RPI 1-25	RPI 26-50		W-L RECORDS	RPI 51-100		RPI 101-150		RPI 150+		
8-9-1	0-0-1	0-0-0		OVERALL	1-2-0		2-4-0		5-3-0		
2-4-0	0-0-0	0-0-0		HOME	1-1-0		0-1-0		1-2-0		
6-4-1	0-0-1	0-0-0		AWAY	0-1-0		2-2-0		4-1-0		
0-1-0	0-0-0	0-0-0		NEUTRAL	0-0-0		0-1-0		0-0-0		
<hr/>											
5-3-1	0-0-1	0-0-0		NON-CONFERENCE	0-0-0		0-2-0		5-1-0		
1-1-0	0-0-0	0-0-0		HOME	0-0-0		0-0-0		1-1-0		
4-2-1	0-0-1	0-0-		AWAY	0-0-0		0-2-0		4-0-0		
0-0-0	0-0-0	0-0-0		NEUTRAL	0-0-0		0-0-0		0-0-0		
<hr/>											
3-6-0	0-0-0	0-0-0		CONFERENCE	1-2-0		2-2-0		0-2-0		
1-3-0	0-0-0	0-0-0		HOME	1-1-0		0-1-0		0-1-0		
2-2-0	0-0-0	0-0-0		AWAY	0-1-0		2-0-0		0-1-0		
0-1-0	0-0-0	0-0-0		NEUTRAL	0-0-0		0-1-0		0-0-0		
<hr/>											
RPI S	Opponent	Score		RPI S	Opponent	Score		RPI S	Opponent	Score	
15 A	Michigan	1	1					118 A	Northwestern	1	2
								122 H	Bradley	0	1
								125 A	Loyola Chicago	2	1
								129 A	Drake	3	2
								129 N	Drake	2	4
								135 A	SIUE	0	1
								158 A	Central Ark.	2	3
								158 H	Central Ark.	2	3
								166 A	Northern Ill.	3	2
								175 A	DePaul	2	1
								178 A	Western Ill.	5	2
								182 H	Fort Wayne	1	2
								184 H	Eastern Ill.	3	1
								204 A	IUPUI	1	0
				LAST 10 GAMES							
				129 N	Drake	2	4	178 A	Western Ill.	5	2
				122 H	Bradley	0	1	75 H	Evansville	2	1
				184 H	Eastern Ill.	3	1	166 A	Northern Ill.	3	2
				97 H	Missouri St.	0	2	97 A	Missouri St.	0	1
				158 A	Central Ark.	2	3	204 A	IUPUI	1	0

Non-Div. I Games:

Valparaiso

Average RPI Win:	162	WON-LOST	WINNING	LAST 10	STRENGTH OF	OPP. STRENGTH	TEAM	ADJ	CONF.	ADJ CONF.	
Average RPI Loss:	108	RECORD	PCT. RANK	GAMES	SCHEDULE	OF SCHEDULE	RPI	RPI	RPI	RPI	
DIV. I ONLY	5-10-0	.33333	169	2-8-0	132	187	170	.4297	170	16	16
DIV. I NON-CONF.	2-2-0	.5	93	0-0-0	45	201	135	.46854	129	15	15
TOTALS	RPI 1-25	RPI 26-50	W-L RECORDS	RPI 51-100	RPI 101-150	RPI 150+					
5-10-0	0-0-0	0-2-0	OVERALL	0-3-0	1-2-0	4-3-0					
2-3-0	0-0-0	0-0-0	HOME	0-1-0	0-0-0	2-2-0					
2-6-0	0-0-0	0-2-0	AWAY	0-1-0	0-2-0	2-1-0					
1-1-0	0-0-0	0-0-0	NEUTRAL	0-1-0	1-0-0	0-0-0					
2-2-0	0-0-0	0-0-0	NON-CONFERENCE	0-1-0	1-1-0	1-0-0					
0-0-0	0-0-0	0-0-0	HOME	0-0-0	0-0-0	0-0-0					
1-1-0	0-0-0	0-0-	AWAY	0-0-0	0-1-0	1-0-0					
1-1-0	0-0-0	0-0-0	NEUTRAL	0-1-0	1-0-0	0-0-0					
3-8-0	0-0-0	0-2-0	CONFERENCE	0-2-0	0-1-0	3-3-0					
2-3-0	0-0-0	0-0-0	HOME	0-1-0	0-0-0	2-2-0					
1-5-0	0-0-0	0-2-0	AWAY	0-1-0	0-1-0	1-1-0					
0-0-0	0-0-0	0-0-0	NEUTRAL	0-0-0	0-0-0	0-0-0					
RPI S	Opponent	Score	RPI S	Opponent	Score	RPI S	Opponent	Score	RPI S	Opponent	Score
			27 A	Air Force	0 2	70 H	San Jose St.	0 1	112 A	Ga. Southern	0 1
			50 A	Seattle U	0 1	78 A	UNLV	1 3	132 N	St. Bonaventure	2 1
						98 N	Omaha	0 1	146 A	Grand Canyon	2 5
									151 A	Utah Valley	0 2
									155 A	Gardner-Webb	3 1
									156 H	CSU Bakersfield	2 1
									160 H	UTRGV	1 3
									180 H	UMKC	3 1
									188 A	Incarnate Word	1 0
									188 H	Incarnate Word	1 2
			LAST 10 GAMES								
			188 H	Incarnate Word	1 2	156 H	CSU Bakersfield	2 1			
			160 H	UTRGV	1 3	27 A	Air Force	0 2			
			50 A	Seattle U	0 1	180 H	UMKC	3 1			
			151 A	Utah Valley	0 2	146 A	Grand Canyon	2 5			
			70 H	San Jose St.	0 1	78 A	UNLV	1 3			

Non-Div. I Games:

Houston Baptist

Average RPI Win:		159	WON-LOST RECORD		WINNING PCT. RANK		LAST 10 GAMES		STRENGTH OF SCHEDULE		OPP. STRENGTH OF SCHEDULE		TEAM RPI		ADJ RPI		CONF. RPI		ADJ CONF. RPI				
Average RPI Loss:		97																					
DIV. I ONLY			5-8-4		.41176 146		2-5-3		158		167		168		.42327 171		22		24				
DIV. I NON-CONF.			3-5-2		.4 142		0-2-1		121		129		143		.45151 147		24		24				
TOTALS		RPI 1-25		RPI 26-50		W-L RECORDS		RPI 51-100		RPI 101-150		RPI 150+											
5-8-4		0-0-1		0-2-0		OVERALL		1-3-0		1-2-1		3-1-2											
1-6-1		0-0-1		0-2-0		HOME		0-1-0		1-2-0		0-1-0											
2-2-3		0-0-0		0-0-0		AWAY		0-2-0		0-0-1		2-0-2											
2-0-0		0-0-0		0-0-0		NEUTRAL		1-0-0		0-0-0		1-0-0											
3-5-2		0-0-1		0-2-0		NON-CONFERENCE		1-2-0		0-1-0		2-0-1											
0-3-1		0-0-1		0-2-0		HOME		0-0-0		0-1-0		0-0-0											
1-2-1		0-0-0		0-0-		AWAY		0-2-0		0-0-0		1-0-1											
2-0-0		0-0-0		0-0-0		NEUTRAL		1-0-0		0-0-0		1-0-0											
2-3-2		0-0-0		0-0-0		CONFERENCE		0-1-0		1-1-1		1-1-1											
1-3-0		0-0-0		0-0-0		HOME		0-1-0		1-1-0		0-1-0											
1-0-2		0-0-0		0-0-0		AWAY		0-0-0		0-0-1		1-0-1											
0-0-0		0-0-0		0-0-0		NEUTRAL		0-0-0		0-0-0		0-0-0											
RPI	S	Opponent		Score		RPI	S	Opponent		Score		RPI	S	Opponent		Score							
18	H	Massachusetts		1	1	29	H	Columbia		0	2	68	H	St. Francis Brooklyn		0	1	113	H	Saint Francis (PA) 5 3			
						38	H	UMass Lowell		1	2	72	A	Stony Brook		1	2	123	A	Fairleigh Dickinson 1 1			
												82	A	Canisius		0	4	144	H	LIU Brooklyn 2 3			
												92	N	FGCU		2	0	148	H	Hartford 2 3			
																		186	A	Bryant 0 0			
																		194	H	Robert Morris 0 1			
																		196	A	Howard 3 1			
																		197	N	Niagara 3 1			
																		198	A	Saint Joseph's 1 1			
																		199	A	Sacred Heart 1 0			
LAST 10 GAMES																							
						186	A	Bryant		0	0	113	H	Saint Francis (PA)		5	3						
						68	H	St. Francis Brooklyn		0	1	194	H	Robert Morris		0	1						
						123	A	Fairleigh Dickinson		1	1	198	A	Saint Joseph's		1	1						
						199	A	Sacred Heart		1	0	148	H	Hartford		2	3						
						144	H	LIU Brooklyn		2	3	29	H	Columbia		0	2						

Non-Div. I Games:

Central Conn. St.

Average RPI Win:		164	WON-LOST		WINNING		LAST 10		STRENGTH OF		OPP. STRENGTH		TEAM		ADJ		CONF.		ADJ CONF.	
Average RPI Loss:		86	RECORD		PCT. RANK		GAMES		SCHEDULE		OF SCHEDULE		RPI		RPI		RPI		RPI	
DIV. I ONLY			3-10-2		.26667		179		2-7-1		104		142		176		.42275		172	
DIV. I NON-CONF.			1-6-1		.1875		188		0-3-0		47		101		146		.4582		140	
TOTALS		RPI 1-25		RPI 26-50		W-L RECORDS		RPI 51-100		RPI 101-150		RPI 150+								
3-10-2		0-1-0		0-2-0		OVERALL		0-4-1		1-2-1		2-1-0								
2-5-0		0-0-0		0-1-0		HOME		0-2-0		1-2-0		1-0-0								
1-4-2		0-1-0		0-1-0		AWAY		0-2-1		0-0-1		1-0-0								
0-1-0		0-0-0		0-0-0		NEUTRAL		0-0-0		0-0-0		0-1-0								
1-6-1		0-1-0		0-2-0		NON-CONFERENCE		0-2-1		1-1-0		0-0-0								
1-3-0		0-0-0		0-1-0		HOME		0-1-0		1-1-0		0-0-0								
0-3-1		0-1-0		0-0-		AWAY		0-1-1		0-0-0		0-0-0								
0-0-0		0-0-0		0-0-0		NEUTRAL		0-0-0		0-0-0		0-0-0								
2-4-1		0-0-0		0-0-0		CONFERENCE		0-2-0		0-1-1		2-1-0								
1-2-0		0-0-0		0-0-0		HOME		0-1-0		0-1-0		1-0-0								
1-1-1		0-0-0		0-0-0		AWAY		0-1-0		0-0-1		1-0-0								
0-1-0		0-0-0		0-0-0		NEUTRAL		0-0-0		0-0-0		0-1-0								
RPI	S	Opponent		Score		RPI	S	Opponent		Score		RPI	S	Opponent		Score				
21	A	FIU		0 5		36	H	UNCW		2 3		81	H	Col. of Charleston		1 2				
						44	A	South Fla.		1 5		84	A	South Carolina		0 1				
												87	A	Lipscomb		0 1				
												90	A	UConn		2 2				
												92	H	FGCU		0 2				

Average RPI Win: 137		WON-LOST	WINNING	LAST 10	STRENGTH OF		OPP. STRENGTH	TEAM	ADJ		CONF.	ADJ CONF.
Average RPI Loss: 74		RECORD	PCT. RANK	GAMES	SCHEDULE		OF SCHEDULE	RPI	RPI		RPI	RPI
DIV. I ONLY		2-10-4	.25	183	1-6-3		71	78	172		.42257	173
DIV. I NON-CONF.		1-6-2	.22222	181	0-2-1		80	43	164		.43614	158
TOTALS		RPI 1-25	RPI 26-50		W-L RECORDS		RPI 51-100		RPI 101-150		RPI 150+	
2-10-4		0-1-1	0-4-0		OVERALL		0-2-1		1-2-0		1-1-2	
0-6-4		0-1-1	0-2-0		HOME		0-2-1		0-0-0		0-1-2	
2-4-0		0-0-0	0-2-0		AWAY		0-0-0		1-2-0		1-0-0	
0-0-0		0-0-0	0-0-0		NEUTRAL		0-0-0		0-0-0		0-0-0	
1-6-2		0-0-1	0-3-0		NON-CONFERENCE		0-2-0		1-1-0		0-0-1	
0-4-2		0-0-1	0-2-0		HOME		0-2-0		0-0-0		0-0-1	
1-2-0		0-0-0	0-0-		AWAY		0-0-0		1-1-0		0-0-0	
0-0-0		0-0-0	0-0-0		NEUTRAL		0-0-0		0-0-0		0-0-0	
1-4-2		0-1-0	0-1-0		CONFERENCE		0-0-1		0-1-0		1-1-1	
0-2-2		0-1-0	0-0-0		HOME		0-0-1		0-0-0		0-1-1	
1-2-0		0-0-0	0-1-0		AWAY		0-0-0		0-1-0		1-0-0	
0-0-0		0-0-0	0-0-0		NEUTRAL		0-0-0		0-0-0		0-0-0	
RPI S	Opponent	Score	RPI S	Opponent	Score	RPI S	Opponent	Score	RPI S	Opponent	Score	
16 H	Dartmouth	0 1	29 A	Columbia	0 6	56 H	Boston College	1 3	109 A	Providence	2 1	
20 H	New Hampshire	1 1	31 H	Albany (NY)	1 3	71 H	Brown	1 1	115 A	Cornell	0 1	
			38 A	UMass Lowell	0 3	74 H	Vermont	0 2	138 A	Boston U.	0 1	
			48 H	Xavier	0 3				161 H	Princeton	1 1	
									164 A	Yale	2 1	
									165 H	Northeastern	1 1	
									192 H	Penn	0 3	
LAST 10 GAMES												
192 H	Penn	0 3	56 H	Boston College	1 3							
29 A	Columbia	0 6	115 A	Cornell	0 1							
16 H	Dartmouth	0 1	20 H	New Hampshire	1 1							
161 H	Princeton	1 1	164 A	Yale	2 1							
71 H	Brown	1 1	74 H	Vermont	0 2							

Non-Div. I Games:

Harvard

Average RPI Win: 131		WON-LOST	WINNING	LAST 10	STRENGTH OF	OPP. STRENGTH	TEAM	ADJ	CONF.	ADJ CONF.							
Average RPI Loss: 105		RECORD	PCT. RANK	GAMES	SCHEDULE	OF SCHEDULE	RPI	RPI	RPI	RPI							
DIV. I ONLY		7-9-2	.44444	126	3-5-2	177	157	162	.4223	174	13	14					
DIV. I NON-CONF.		5-6-1	.45833	120	1-2-1	135	182	145	.43996	155	14	14					
<hr/>																	
TOTALS		RPI 1-25		RPI 26-50		W-L RECORDS		RPI 51-100		RPI 101-150		RPI 150+					
7-9-2		0-1-0		0-1-0		OVERALL		1-3-0		4-1-0		2-3-2					
5-4-1		0-0-0		0-0-0		HOME		1-2-0		2-1-0		2-1-1					
2-4-1		0-1-0		0-1-0		AWAY		0-1-0		2-0-0		0-1-1					
0-1-0		0-0-0		0-0-0		NEUTRAL		0-0-0		0-0-0		0-1-0					
5-6-1		0-0-0		0-1-0		NON-CONFERENCE		1-2-0		2-1-0		2-2-1					
4-3-1		0-0-0		0-0-0		HOME		1-1-0		1-1-0		2-1-1					
1-3-0		0-0-0		0-0-		AWAY		0-1-0		1-0-0		0-1-0					
0-0-0		0-0-0		0-0-0		NEUTRAL		0-0-0		0-0-0		0-0-0					
2-3-1		0-1-0		0-0-0		CONFERENCE		0-1-0		2-0-0		0-1-1					
1-1-0		0-0-0		0-0-0		HOME		0-1-0		1-0-0		0-0-0					
1-1-1		0-1-0		0-0-0		AWAY		0-0-0		1-0-0		0-0-1					
0-1-0		0-0-0		0-0-0		NEUTRAL		0-0-0		0-0-0		0-1-0					
RPI	S	Opponent		Score		RPI	S	Opponent		Score		RPI	S	Opponent		Score	
23	A	Coastal Caro.		0 1		31	A	Albany (NY)		0 2		60	H	Fairfield		2 1	
												63	H	Georgia St.		0 3	
												68	A	St. Francis Brooklyn		1 2	
												74	H	Vermont		1 4	
												112	H	Ga. Southern		3 0	
												115	H	Cornell		2 1	
												121	A	Appalachian St.		3 0	
												132	A	St. Bonaventure		3 1	
												134	H	Marist		1 2	
												159	A	La Salle		1 2	
												181	H	Siena		2 1	
												186	H	Bryant		0 0	
												193	H	Saint Peter's		0 1	
												196	A	Howard		1 1	
												196	N	Howard		0 1	
												197	H	Niagara		1 0	
<hr/>																	
LAST 10 GAMES																	
196	N	Howard		0 1		115	H	Cornell		2 1		121	A	Appalachian St.		3 0	
196	A	Howard		1 1		23	A	Coastal Caro.		0 1		186	H	Bryant		0 0	
63	H	Georgia St.		0 3		31	A	Albany (NY)		0 2		68	A	St. Francis Brooklyn		1 2	
112	H	Ga. Southern		3 0													

Non-Div. I Games:

Hartwick

Average RPI Win: 152		WON-LOST	WINNING	LAST 10	STRENGTH OF		OPP. STRENGTH	TEAM	ADJ		CONF.	ADJ CONF.			
Average RPI Loss: 93		RECORD	PCT. RANK	GAMES	SCHEDULE		OF SCHEDULE	RPI	RPI		RPI	RPI			
DIV. I ONLY		5-11-2	.33333	169	2-7-1		174	97	178	.41909	175	8	8		
DIV. I NON-CONF.		3-5-1	.38889	145	0-1-1		191	173	192	.38878	191	8	7		
TOTALS		RPI 1-25	RPI 26-50		W-L RECORDS		RPI 51-100		RPI 101-150		RPI 150+				
5-11-2		0-2-0	0-1-0		OVERALL		0-3-0		3-2-2		2-3-0				
4-6-0		0-1-0	0-1-0		HOME		0-1-0		3-2-0		1-1-0				
1-5-2		0-1-0	0-0-0		AWAY		0-2-0		0-0-2		1-2-0				
0-0-0		0-0-0	0-0-0		NEUTRAL		0-0-0		0-0-0		0-0-0				
3-5-1		0-0-0	0-0-0		NON-CONFERENCE		0-1-0		1-2-1		2-2-0				
2-3-0		0-0-0	0-0-0		HOME		0-0-0		1-2-0		1-1-0				
1-2-1		0-0-0	0-0-		AWAY		0-1-0		0-0-1		1-1-0				
0-0-0		0-0-0	0-0-0		NEUTRAL		0-0-0		0-0-0		0-0-0				
2-6-1		0-2-0	0-1-0		CONFERENCE		0-2-0		2-0-1		0-1-0				
2-3-0		0-1-0	0-1-0		HOME		0-1-0		2-0-0		0-0-0				
0-3-1		0-1-0	0-0-0		AWAY		0-1-0		0-0-1		0-1-0				
0-0-0		0-0-0	0-0-0		NEUTRAL		0-0-0		0-0-0		0-0-0				
RPI	S	Opponent	Score	RPI	S	Opponent	Score	RPI	S	Opponent	Score	RPI	S	Opponent	Score
14	A	Butler	0 2	48	H	Xavier	0 2	57	A	Creighton	0 2	109	A	Providence	0 0
19	H	Georgetown	1 2					67	H	St. John's (NY)	0 1	118	H	Northwestern	0 2
								77	A	Ill.-Chicago	2 3	122	H	Bradley	0 1
												125	A	Loyola Chicago	2 2
												128	H	Villanova	1 0
												129	H	Drake	3 1
												142	H	Marquette	3 1
												159	H	La Salle	2 1
												163	A	Seton Hall	1 2
												166	A	Northern Ill.	2 3
												169	H	Valparaiso	1 2
												204	A	IUPUI	2 1
LAST 10 GAMES															
				142	H	Marquette	3 1	14	A	Butler	0 2				
				57	A	Creighton	0 2	118	H	Northwestern	0 2				
				48	H	Xavier	0 2	163	A	Seton Hall	1 2				
				67	H	St. John's (NY)	0 1	128	H	Villanova	1 0				
				125	A	Loyola Chicago	2 2	19	H	Georgetown	1 2				

Non-Div. I Games:

DePaul

Average RPI Win:	105	WON-LOST RECORD	WINNING PCT. RANK	LAST 10 GAMES	STRENGTH OF SCHEDULE	OPP. STRENGTH OF SCHEDULE	TEAM RPI	ADJ RPI	CONF. RPI	ADJ CONF. RPI	
DIV. I ONLY		5-13-1	.28947 176	5-4-1	145	140	182	.41722 176	14	13	
DIV. I NON-CONF.		0-7-0	0 202	0-0-0	190	130	193	.38696 193	11	11	
<hr/>											
TOTALS	RPI 1-25	RPI 26-50		W-L RECORDS		RPI 51-100		RPI 101-150		RPI 150+	
5-13-1	0-0-0	0-0-0		OVERALL		1-4-0		4-7-1		0-2-0	
4-2-0	0-0-0	0-0-0		HOME		1-1-0		3-1-0		0-0-0	
1-10-1	0-0-0	0-0-0		AWAY		0-2-0		1-6-1		0-2-0	
0-1-0	0-0-0	0-0-0		NEUTRAL		0-1-0		0-0-0		0-0-0	
<hr/>											
0-7-0	0-0-0	0-0-0		NON-CONFERENCE		0-3-0		0-2-0		0-2-0	
0-1-0	0-0-0	0-0-0		HOME		0-1-0		0-0-0		0-0-0	
0-5-0	0-0-0	0-0-		AWAY		0-1-0		0-2-0		0-2-0	
0-1-0	0-0-0	0-0-0		NEUTRAL		0-1-0		0-0-0		0-0-0	
<hr/>											
5-6-1	0-0-0	0-0-0		CONFERENCE		1-1-0		4-5-1		0-0-0	
4-1-0	0-0-0	0-0-0		HOME		1-0-0		3-1-0		0-0-0	
1-5-1	0-0-0	0-0-0		AWAY		0-1-0		1-4-1		0-0-0	
0-0-0	0-0-0	0-0-0		NEUTRAL		0-0-0		0-0-0		0-0-0	
<hr/>											
RPI S	Opponent	Score	RPI S	Opponent	Score	RPI S	Opponent	Score	RPI S	Opponent	Score
						61 H	UC Davis	2 0	102 A	CSUN	0 1
						74 H	Vermont	0 2	102 H	CSUN	2 1
						93 A	Cal Poly	1 3	108 A	Cal St. Fullerton	1 1
						95 N	Oregon St.	2 3	108 A	Cal St. Fullerton	1 2
						98 A	Omaha	0 1	108 H	Cal St. Fullerton	2 1
									114 A	UC Irvine	0 4
									114 H	UC Irvine	2 1
									126 A	Gonzaga	0 1
									130 H	Sacramento St.	1 2
									140 A	UC Santa Barbara	1 3
									140 A	UC Santa Barbara	1 0
									146 A	Grand Canyon	4 5
									156 A	CSU Bakersfield	0 2
									168 A	Loyola Marymount	1 2
						<hr/>					
			LAST 10 GAMES								
			108 A	Cal St. Fullerton	1 2	102 A	CSUN	0 1			
			140 A	UC Santa Barbara	1 0	108 H	Cal St. Fullerton	2 1			
			102 H	CSUN	2 1	114 A	UC Irvine	0 4			
			114 H	UC Irvine	2 1	61 H	UC Davis	2 0			
			108 A	Cal St. Fullerton	1 1	130 H	Sacramento St.	1 2			

Non-Div. I Games:

UC Riverside

Average RPI Win: 106		WON-LOST	WINNING	LAST 10	STRENGTH OF		OPP. STRENGTH	TEAM	ADJ	CONF.	ADJ CONF.
Average RPI Loss: 72		RECORD	PCT. RANK	GAMES	SCHEDULE		OF SCHEDULE	RPI	RPI	RPI	RPI
DIV. I ONLY		2-14-0	.125	202	1-9-0		45	63	180	.41697	177
DIV. I NON-CONF.		0-8-0	0	202	0-5-0		62	110	182	.40808	183
TOTALS		RPI 1-25	RPI 26-50		W-L RECORDS		RPI 51-100		RPI 101-150		RPI 150+
2-14-0		0-2-0	0-4-0		OVERALL		1-4-0		1-3-0		0-1-0
1-7-0		0-1-0	0-2-0		HOME		0-2-0		1-1-0		0-1-0
1-7-0		0-1-0	0-2-0		AWAY		1-2-0		0-2-0		0-0-0
0-0-0		0-0-0	0-0-0		NEUTRAL		0-0-0		0-0-0		0-0-0
0-8-0		0-1-0	0-1-0		NON-CONFERENCE		0-3-0		0-2-0		0-1-0
0-4-0		0-0-0	0-0-0		HOME		0-2-0		0-1-0		0-1-0
0-4-0		0-1-0	0-0-		AWAY		0-1-0		0-1-0		0-0-0
0-0-0		0-0-0	0-0-0		NEUTRAL		0-0-0		0-0-0		0-0-0
2-6-0		0-1-0	0-3-0		CONFERENCE		1-1-0		1-1-0		0-0-0
1-3-0		0-1-0	0-2-0		HOME		0-0-0		1-0-0		0-0-0
1-3-0		0-0-0	0-1-0		AWAY		1-1-0		0-1-0		0-0-0
0-0-0		0-0-0	0-0-0		NEUTRAL		0-0-0		0-0-0		0-0-0
RPI S	Opponent	Score	RPI S	Opponent	Score	RPI S	Opponent	Score	RPI S	Opponent	Score
5 A	Louisville	0 5	28 H	Old Dominion	0 3	53 A	UCF	0 3	104 A	UAB	0 2
21 H	FIU	1 4	32 H	Charlotte	1 3	66 A	New Mexico	1 3	123 H	NJIT	0 2
			45 A	NC State	2 3	81 H	Col. of Charleston	0 1	127 H	Marshall	2 1
			49 A	Kentucky	0 4	84 A	South Carolina	2 1	145 A	Stetson	0 1
						92 H	FGCU	0 3	162 H	Jacksonville	1 2
LAST 10 GAMES											
			127 H	Marshall	2 1	32 H	Charlotte	1 3			
			92 H	FGCU	0 3	5 A	Louisville	0 5			
			53 A	UCF	0 3	66 A	New Mexico	1 3			
			104 A	UAB	0 2	162 H	Jacksonville	1 2			
			145 A	Stetson	0 1	21 H	FIU	1 4			

Non-Div. I Games:

Fla. Atlantic

Average RPI Win:	183	WON-LOST	WINNING	LAST 10	STRENGTH OF	OPP. STRENGTH	TEAM	ADJ	CONF.	ADJ CONF.	
Average RPI Loss:	111	RECORD	PCT. RANK	GAMES	SCHEDULE	OF SCHEDULE	RPI	RPI	RPI	RPI	
DIV. I ONLY	4-10-1	.3	175	3-6-1	155	199	184	.41402	178	21	22
DIV. I NON-CONF.	1-7-1	.16667	192	0-3-1	140	191	180	.41296	180	20	22
TOTALS	RPI 1-25	RPI 26-50	W-L RECORDS		RPI 51-100	RPI 101-150		RPI 150+			
4-10-1	0-0-0	0-0-0	OVERALL		0-5-0	0-3-1		4-2-0			
1-3-1	0-0-0	0-0-0	HOME		0-1-0	0-1-1		1-1-0			
3-7-0	0-0-0	0-0-0	AWAY		0-4-0	0-2-0		3-1-0			
0-0-0	0-0-0	0-0-0	NEUTRAL		0-0-0	0-0-0		0-0-0			
1-7-1	0-0-0	0-0-0	NON-CONFERENCE		0-2-0	0-3-1		1-2-0			
0-2-1	0-0-0	0-0-0	HOME		0-0-0	0-1-1		0-1-0			
1-5-0	0-0-0	0-0-	AWAY		0-2-0	0-2-0		1-1-0			
0-0-0	0-0-0	0-0-0	NEUTRAL		0-0-0	0-0-0		0-0-0			
3-3-0	0-0-0	0-0-0	CONFERENCE		0-3-0	0-0-0		3-0-0			
1-1-0	0-0-0	0-0-0	HOME		0-1-0	0-0-0		1-0-0			
2-2-0	0-0-0	0-0-0	AWAY		0-2-0	0-0-0		2-0-0			
0-0-0	0-0-0	0-0-0	NEUTRAL		0-0-0	0-0-0		0-0-0			
RPI S	Opponent	Score	RPI S	Opponent	Score	RPI S	Opponent	Score	RPI S	Opponent	Score
						52 H	Denver	0 1	110 A	Milwaukee	0 1
						89 A	Green Bay	3 4	118 A	Northwestern	2 3
						94 A	Dayton	1 4	122 H	Bradley	0 0
						98 A	Omaha	0 2	129 H	Drake	1 2
						98 A	Omaha	0 2	157 A	Bowling Green	0 2
									169 H	Valparaiso	2 5
									180 A	UMKC	3 2
									182 A	Fort Wayne	3 1
									184 H	Eastern Ill.	2 0
									187 A	Oral Roberts	1 0
			LAST 10 GAMES								
			98 A	Omaha	0 2	169 H	Valparaiso	2 5			
			52 H	Denver	0 1	118 A	Northwestern	2 3			
			122 H	Bradley	0 0	184 H	Eastern Ill.	2 0			
			187 A	Oral Roberts	1 0	182 A	Fort Wayne	3 1			
			98 A	Omaha	0 2	129 H	Drake	1 2			

Non-Div. I Games: Mt. Mercy 2 1

Western Ill.

Average RPI Win: 165		WON-LOST	WINNING	LAST 10	STRENGTH OF		OPP. STRENGTH	TEAM	ADJ		CONF.	ADJ CONF.				
Average RPI Loss: 105		RECORD	PCT. RANK	GAMES	SCHEDULE		OF SCHEDULE	RPI	RPI		RPI	RPI				
DIV. I ONLY		4-14-0	.22222	191	3-7-0		98	190	183	.41052	179	20	20			
DIV. I NON-CONF.		1-8-0	.11111	196	1-1-0		41	167	152	.44766	149	16	17			
<hr/>																
TOTALS		RPI 1-25		RPI 26-50		W-L RECORDS		RPI 51-100		RPI 101-150		RPI 150+				
4-14-0		0-0-0		0-2-0		OVERALL		0-3-0		1-6-0		3-3-0				
3-6-0		0-0-0		0-2-0		HOME		0-0-0		1-3-0		2-1-0				
1-8-0		0-0-0		0-0-0		AWAY		0-3-0		0-3-0		1-2-0				
0-0-0		0-0-0		0-0-0		NEUTRAL		0-0-0		0-0-0		0-0-0				
1-8-0		0-0-0		0-2-0		NON-CONFERENCE		0-2-0		0-3-0		1-1-0				
1-3-0		0-0-0		0-2-0		HOME		0-0-0		0-1-0		1-0-0				
0-5-0		0-0-0		0-0-		AWAY		0-2-0		0-2-0		0-1-0				
0-0-0		0-0-0		0-0-0		NEUTRAL		0-0-0		0-0-0		0-0-0				
3-6-0		0-0-0		0-0-0		CONFERENCE		0-1-0		1-3-0		2-2-0				
2-3-0		0-0-0		0-0-0		HOME		0-0-0		1-2-0		1-1-0				
1-3-0		0-0-0		0-0-0		AWAY		0-1-0		0-1-0		1-1-0				
0-0-0		0-0-0		0-0-0		NEUTRAL		0-0-0		0-0-0		0-0-0				
RPI	S	Opponent		Score	RPI	S	Opponent		Score	RPI	S	Opponent		Score		
					26	H	Fordham		0 4	59	A	Loyola Maryland		0 1		
					31	H	Albany (NY)		0 1	60	A	Fairfield		1 2		
										68	A	St. Francis Brooklyn		1 2		
													106	A	Lehigh	0 2
													107	H	Colgate	2 1
													111	H	Army West Point	0 1
													115	A	Cornell	1 3
													123	H	Fairleigh Dickinson	0 2
													138	H	Boston U.	0 2
													141	A	Rutgers	1 4
													153	A	Holy Cross	0 2
													159	A	La Salle	1 2
													164	H	Yale	2 1
													183	H	American	1 2
													185	H	Bucknell	1 0
													203	A	Navy	3 2
<hr/>																
LAST 10 GAMES																
					183	H	American		1 2	106	A	Lehigh		0 2		
					59	A	Loyola Maryland		0 1	164	H	Yale		2 1		
					203	A	Navy		3 2	138	H	Boston U.		0 2		
					107	H	Colgate		2 1	111	H	Army West Point		0 1		
					141	A	Rutgers		1 4	153	A	Holy Cross		0 2		

Non-Div. I Games:

Lafayette

Average RPI Win: 154		WON-LOST	WINNING	LAST 10	STRENGTH OF		OPP. STRENGTH	TEAM	ADJ	CONF.	ADJ CONF.
Average RPI Loss: 111		RECORD	PCT. RANK	GAMES	SCHEDULE		OF SCHEDULE	RPI	RPI	RPI	RPI
DIV. I ONLY		5-10-3	.36111	164	3-7-0		183	131	181	.41007	180
DIV. I NON-CONF.		2-3-3	.4375	130	0-0-0		185	138	186	.39931	186
TOTALS		RPI 1-25	RPI 26-50		W-L RECORDS		RPI 51-100		RPI 101-150		RPI 150+
5-10-3	0-0-0	0-2-0		OVERALL		0-3-0		2-1-3		3-4-0	
4-4-2	0-0-0	0-1-0		HOME		0-2-0		2-0-2		2-1-0	
1-6-1	0-0-0	0-1-0		AWAY		0-1-0		0-1-1		1-3-0	
0-0-0	0-0-0	0-0-0		NEUTRAL		0-0-0		0-0-0		0-0-0	
2-3-3	0-0-0	0-0-0		NON-CONFERENCE		0-1-0		1-1-3		1-1-0	
1-2-2	0-0-0	0-0-0		HOME		0-1-0		1-0-2		0-1-0	
1-1-1	0-0-0	0-0-		AWAY		0-0-0		0-1-1		1-0-0	
0-0-0	0-0-0	0-0-0		NEUTRAL		0-0-0		0-0-0		0-0-0	
3-7-0	0-0-0	0-2-0		CONFERENCE		0-2-0		1-0-0		2-3-0	
3-2-0	0-0-0	0-1-0		HOME		0-1-0		1-0-0		2-0-0	
0-5-0	0-0-0	0-1-0		AWAY		0-1-0		0-0-0		0-3-0	
0-0-0	0-0-0	0-0-0		NEUTRAL		0-0-0		0-0-0		0-0-0	
RPI S	Opponent	Score	RPI S	Opponent	Score	RPI S	Opponent	Score	RPI S	Opponent	Score
			27 H	Air Force	1 2	70 A	San Jose St.	3 4	110 A	Milwaukee	2 2
			50 A	Seattle U	1 2	78 H	UNLV	1 3	118 H	Northwestern	2 0
						97 H	Missouri St.	0 1	129 A	Drake	1 2
									141 H	Rutgers	0 0
									146 H	Grand Canyon	2 1
									149 H	Memphis	1 1
									151 A	Utah Valley	1 2
									156 A	CSU Bakersfield	1 2
									158 A	Central Ark.	3 0
									160 H	UTRGV	3 2
									170 A	Houston Baptist	1 3
									178 H	Western Ill.	2 3
									188 H	Incarinate Word	1 0
LAST 10 GAMES											
			27 H	Air Force	1 2	50 A	Seattle U	1 2			
			70 A	San Jose St.	3 4	151 A	Utah Valley	1 2			
			156 A	CSU Bakersfield	1 2	170 A	Houston Baptist	1 3			
			78 H	UNLV	1 3	188 H	Incarinate Word	1 0			
			146 H	Grand Canyon	2 1	160 H	UTRGV	3 2			

Non-Div. I Games:

UMKC

Average RPI Win:	133	WON-LOST RECORD	WINNING PCT. RANK	LAST 10 GAMES	STRENGTH OF SCHEDULE	OPP. STRENGTH OF SCHEDULE	TEAM RPI	ADJ RPI	CONF. RPI	ADJ CONF. RPI							
DIV. I ONLY	4-7-7	.41667	139	2-4-4	176	165	174	.40817	181	18	18						
DIV. I NON-CONF.	2-3-3	.4375	130	0-0-0	176	164	181	.41433	179	23	21						
<hr/>																	
TOTALS	RPI 1-25	RPI 26-50		W-L RECORDS	RPI 51-100		RPI 101-150		RPI 150+								
4-7-7	0-0-0	0-0-0		OVERALL	1-1-2		2-3-3		1-3-2								
1-4-3	0-0-0	0-0-0		HOME	1-1-0		0-2-1		0-1-2								
3-3-4	0-0-0	0-0-0		AWAY	0-0-2		2-1-2		1-2-0								
0-0-0	0-0-0	0-0-0		NEUTRAL	0-0-0		0-0-0		0-0-0								
<hr/>																	
2-3-3	0-0-0	0-0-0		NON-CONFERENCE	0-0-0		1-2-2		1-1-1								
0-1-2	0-0-0	0-0-0		HOME	0-0-0		0-1-1		0-0-1								
2-2-1	0-0-0	0-0-		AWAY	0-0-0		1-1-1		1-1-0								
0-0-0	0-0-0	0-0-0		NEUTRAL	0-0-0		0-0-0		0-0-0								
<hr/>																	
2-4-4	0-0-0	0-0-0		CONFERENCE	1-1-2		1-1-1		0-2-1								
1-3-1	0-0-0	0-0-0		HOME	1-1-0		0-1-0		0-1-1								
1-1-3	0-0-0	0-0-0		AWAY	0-0-2		1-0-1		0-1-0								
0-0-0	0-0-0	0-0-0		NEUTRAL	0-0-0		0-0-0		0-0-0								
<hr/>																	
RPI S	Opponent	Score	RPI S	Opponent	Score	RPI S	Opponent	Score	RPI S	Opponent	Score						
						54	H Rider	2 1	102	A CSUN	1 2						
						60	A Fairfield	1 1	111	H Army West Point	0 1						
						82	A Canisius	2 2	117	A Monmouth	1 1						
						96	H Quinnipiac	0 2	133	H George Mason	2 2						
									134	A Marist	2 1						
									137	H Manhattan	1 3						
									140	A UC Santa Barbara	0 0						
									144	A LIU Brooklyn	2 0						
									152	H Iona	0 2						
									153	H Holy Cross	0 0						
									174	A Hartwick	1 2						
									193	A Saint Peter's	1 3						
									197	H Niagara	0 0						
									199	A Sacred Heart	2 1						
						<hr/>											
									LAST 10 GAMES								
									134 A Marist			2 1	117 A Monmouth			1 1	
									193 A Saint Peter's			1 3	197 H Niagara			0 0	
									96 H Quinnipiac			0 2	60 A Fairfield			1 1	
			137 H Manhattan			1 3	152 H Iona			0 2							
			54 H Rider			2 1	82 A Canisius			2 2							

Non-Div. I Games:

Siena

Average RPI Win: 150		WON-LOST	WINNING	LAST 10	STRENGTH OF		OPP. STRENGTH	TEAM	ADJ	CONF.	ADJ CONF.
Average RPI Loss: 137		RECORD	PCT. RANK	GAMES	SCHEDULE		OF SCHEDULE	RPI	RPI	RPI	RPI
DIV. I ONLY		5-9-4	.38889	150	4-5-1		172	200	177	.40701	182
DIV. I NON-CONF.		5-5-3	.5	93	4-1-0		133	196	162	.43392	164
TOTALS		RPI 1-25	RPI 26-50		W-L RECORDS		RPI 51-100		RPI 101-150		RPI 150+
5-9-4	0-0-0	0-0-0		OVERALL		1-2-2		1-3-2		3-4-0	
2-4-1	0-0-0	0-0-0		HOME		1-1-1		1-1-0		0-2-0	
3-4-2	0-0-0	0-0-0		AWAY		0-1-1		0-2-1		3-1-0	
0-1-1	0-0-0	0-0-0		NEUTRAL		0-0-0		0-0-1		0-1-0	
5-5-3	0-0-0	0-0-0		NON-CONFERENCE		1-1-1		1-3-2		3-1-0	
2-1-1	0-0-0	0-0-0		HOME		1-0-1		1-1-0		0-0-0	
3-3-1	0-0-0	0-0-		AWAY		0-1-0		0-2-1		3-0-0	
0-1-1	0-0-0	0-0-0		NEUTRAL		0-0-0		0-0-1		0-1-0	
0-4-1	0-0-0	0-0-0		CONFERENCE		0-1-1		0-0-0		0-3-0	
0-3-0	0-0-0	0-0-0		HOME		0-1-0		0-0-0		0-2-0	
0-1-1	0-0-0	0-0-0		AWAY		0-0-1		0-0-0		0-1-0	
0-0-0	0-0-0	0-0-0		NEUTRAL		0-0-0		0-0-0		0-0-0	
RPI S	Opponent	Score	RPI S	Opponent	Score	RPI S	Opponent	Score	RPI S	Opponent	Score
						52 H	Denver	1 3	105 A	Wright St.	0 0
						89 H	Green Bay	1 1	116 H	Detroit Mercy	1 2
						94 H	Dayton	2 1	122 A	Bradley	0 3
						98 A	Omaha	1 1	127 H	Marshall	2 1
						100 A	Cincinnati	0 4	131 N	Liberty	1 1
									136 A	Northern Ky.	1 2
									157 A	Bowling Green	2 1
									158 N	Central Ark.	0 3
									169 A	Valparaiso	2 1
									178 H	Western Ill.	1 3
									184 H	Eastern Ill.	1 2
									187 A	Oral Roberts	0 5
									204 A	IUPUI	2 1
LAST 10 GAMES											
						184 H	Eastern Ill.	1 2	187 A	Oral Roberts	0 5
						204 A	IUPUI	2 1	98 A	Omaha	1 1
						157 A	Bowling Green	2 1	127 H	Marshall	2 1
						100 A	Cincinnati	0 4	178 H	Western Ill.	1 3
						52 H	Denver	1 3	169 A	Valparaiso	2 1

Non-Div. I Games:

Fort Wayne

A
m
e
r
i
c
a
n

American

Average RPI Win: 149		WON-LOST RECORD		WINNING PCT. RANK		LAST 10 GAMES		STRENGTH OF SCHEDULE		OPP. STRENGTH OF SCHEDULE		TEAM RPI		ADJ RPI		CONF. RPI		ADJ CONF. RPI	
DIV. I ONLY		3-9-6		.33333 169		2-6-2		111		195		173		.4062 184		21		22	
DIV. I NON-CONF.		1-6-5		.29167 171		0-3-1		81		193		160		.42079 174		20		22	
TOTALS		RPI 1-25		RPI 26-50		W-L RECORDS		RPI 51-100		RPI 101-150		RPI 150+							
3-9-6		0-0-1		0-0-0		OVERALL		1-3-2		0-3-2		2-3-1							
1-2-3		0-0-1		0-0-0		HOME		0-0-1		0-1-1		1-1-0							
2-6-3		0-0-0		0-0-0		AWAY		1-2-1		0-2-1		1-2-1							
0-1-0		0-0-0		0-0-0		NEUTRAL		0-1-0		0-0-0		0-0-0							
1-6-5		0-0-1		0-0-0		NON-CONFERENCE		1-1-1		0-3-2		0-2-1							
0-2-2		0-0-1		0-0-0		HOME		0-0-0		0-1-1		0-1-0							
1-4-3		0-0-0		0-0-		AWAY		1-1-1		0-2-1		0-1-1							
0-0-0		0-0-0		0-0-0		NEUTRAL		0-0-0		0-0-0		0-0-0							
2-3-1		0-0-0		0-0-0		CONFERENCE		0-2-1		0-0-0		2-1-0							
1-0-1		0-0-0		0-0-0		HOME		0-0-1		0-0-0		1-0-0							
1-2-0		0-0-0		0-0-0		AWAY		0-1-0		0-0-0		1-1-0							
0-1-0		0-0-0		0-0-0		NEUTRAL		0-1-0		0-0-0		0-0-0							
RPI	S	Opponent		Score		RPI	S	Opponent		Score		RPI	S	Opponent		Score			
8	H	Western Mich.		0 0								105	H	Wright St.		0 2			
								52 A Denver		0 1				110 A Milwaukee		1 1			
								75 A Evansville		0 2				122 A Bradley		0 1			
								77 A Ill.-Chicago		1 0				127 A Marshall		0 3			
								89 A Green Bay		1 1				136 H Northern Ky.		0 0			
								98 H Omaha		0 0				167 H Belmont		1 2			
														169 A Valparaiso		1 3			
														178 A Western Ill.		0 2			
														182 A Fort Wayne		2 1			
														187 H Oral Roberts		1 0			
														204 A IUPUI		1 1			
LAST 10 GAMES																			
								182 A Fort Wayne		2 1				187 H Oral Roberts		1 0			
								52 N Denver		0 1				122 A Bradley		0 1			
								169 A Valparaiso		1 3				52 A Denver		0 1			
								204 A IUPUI		1 1				178 A Western Ill.		0 2			
								167 H Belmont		1 2				98 H Omaha		0 0			

Non-Div. I Games: St. Francis (IL) 1 0

Eastern Ill.

Average RPI Win:	139	WON-LOST RECORD	WINNING PCT. RANK	LAST 10 GAMES	STRENGTH OF SCHEDULE	OPP. STRENGTH OF SCHEDULE	TEAM RPI	ADJ RPI	CONF. RPI	ADJ CONF. RPI						
DIV. I ONLY		7-8-4	.47368 107	3-4-2	205	191	179	.40598 185	20	20						
DIV. I NON-CONF.		2-4-3	.38889 145	0-1-1	201	190	187	.39322 188	16	17						
<hr/>																
TOTALS	RPI 1-25	RPI 26-50		W-L RECORDS	RPI 51-100		RPI 101-150		RPI 150+							
7-8-4	0-0-0	0-0-0		OVERALL	1-0-0		3-6-1		3-2-3							
5-3-1	0-0-0	0-0-0		HOME	1-0-0		2-3-1		2-0-0							
2-5-3	0-0-0	0-0-0		AWAY	0-0-0		1-3-0		1-2-3							
0-0-0	0-0-0	0-0-0		NEUTRAL	0-0-0		0-0-0		0-0-0							
<hr/>																
2-4-3	0-0-0	0-0-0		NON-CONFERENCE	0-0-0		1-4-0		1-0-3							
2-2-0	0-0-0	0-0-0		HOME	0-0-0		1-2-0		1-0-0							
0-2-3	0-0-0	0-0-		AWAY	0-0-0		0-2-0		0-0-3							
0-0-0	0-0-0	0-0-0		NEUTRAL	0-0-0		0-0-0		0-0-0							
<hr/>																
5-4-1	0-0-0	0-0-0		CONFERENCE	1-0-0		2-2-1		2-2-0							
3-1-1	0-0-0	0-0-0		HOME	1-0-0		1-1-1		1-0-0							
2-3-0	0-0-0	0-0-0		AWAY	0-0-0		1-1-0		1-2-0							
0-0-0	0-0-0	0-0-0		NEUTRAL	0-0-0		0-0-0		0-0-0							
<hr/>																
RPI S	Opponent	Score	RPI S	Opponent	Score	RPI S	Opponent	Score	RPI S	Opponent	Score					
						59	H Loyola Maryland	1 0	106	A Lehigh	2 1					
						107	A Colgate	1 2								
						107	H Colgate	0 1								
						111	H Army West Point	1 0								
						113	H Saint Francis (PA)	1 0								
						119	H Binghamton	1 2								
						123	A Fairleigh Dickinson	2 3								
						132	H St. Bonaventure	0 1								
						138	H Boston U.	0 0								
						145	A Stetson	0 3								
						153	A Holy Cross	1 2								
						179	A Lafayette	0 1								
						183	H American	2 1								
						193	A Saint Peter's	1 1								
						194	A Robert Morris	1 1								
						195	H Duquesne	2 0								
						196	A Howard	0 0								
						203	A Navy	1 0								
									LAST 10 GAMES							
									107	H Colgate	0 1	119	H Binghamton	1 2		
203	A Navy	1 0	107	A Colgate	1 2											
138	H Boston U.	0 0	196	A Howard	0 0											
106	A Lehigh	2 1	153	A Holy Cross	1 2											
111	H Army West Point	1 0	59	H Loyola Maryland	1 0											

Non-Div. I Games:

Bucknell

Average RPI Win:	161	WON-LOST	WINNING	LAST 10	STRENGTH OF	OPP. STRENGTH	TEAM	ADJ	CONF.	ADJ CONF.					
Average RPI Loss:	88	RECORD	PCT. RANK	GAMES	SCHEDULE	OF SCHEDULE	RPI	RPI	RPI	RPI					
DIV. I ONLY		2-10-3	.23333	188	2-5-3	124	162	189	.40047	186	22	24			
DIV. I NON-CONF.		0-7-1	.0625	200	0-2-1	95	96	174	.42312	171	24	24			
<hr/>															
TOTALS	RPI 1-25	RPI 26-50		W-L RECORDS		RPI 51-100		RPI 101-150		RPI 150+					
2-10-3	0-0-0	0-2-0		OVERALL		0-4-0		1-3-0		1-1-3					
2-2-1	0-0-0	0-0-0		HOME		0-2-0		1-0-0		1-0-1					
0-8-2	0-0-0	0-2-0		AWAY		0-2-0		0-3-0		0-1-2					
0-0-0	0-0-0	0-0-0		NEUTRAL		0-0-0		0-0-0		0-0-0					
<hr/>															
0-7-1	0-0-0	0-2-0		NON-CONFERENCE		0-3-0		0-1-0		0-1-1					
0-2-0	0-0-0	0-0-0		HOME		0-2-0		0-0-0		0-0-0					
0-5-1	0-0-0	0-0-		AWAY		0-1-0		0-1-0		0-1-1					
0-0-0	0-0-0	0-0-0		NEUTRAL		0-0-0		0-0-0		0-0-0					
<hr/>															
2-3-2	0-0-0	0-0-0		CONFERENCE		0-1-0		1-2-0		1-0-2					
2-0-1	0-0-0	0-0-0		HOME		0-0-0		1-0-0		1-0-1					
0-3-1	0-0-0	0-0-0		AWAY		0-1-0		0-2-0		0-0-1					
0-0-0	0-0-0	0-0-0		NEUTRAL		0-0-0		0-0-0		0-0-0					
<hr/>															
RPI	S	Opponent	Score	RPI	S	Opponent	Score	RPI	S	Opponent	Score	RPI	S	Opponent	Score
				26	A	Fordham	0 1	68	A	St. Francis Brooklyn	0 1	109	A	Providence	0 3
				39	A	Rhode Island	0 4	71	H	Brown	0 1	113	A	Saint Francis (PA)	0 1
								72	H	Stony Brook	0 1	123	H	Fairleigh Dickinson	2 0
								83	A	UMBC	0 1	144	A	LIU Brooklyn	0 1
												154	A	Delaware	0 2
												171	H	Central Conn. St.	0 0
												174	A	Hartwick	0 0
												194	A	Robert Morris	1 1
												199	H	Sacred Heart	2 1
<hr/>															
LAST 10 GAMES															
				171	H	Central Conn. St.	0 0	194	A	Robert Morris	1 1				
				68	A	St. Francis Brooklyn	0 1	123	H	Fairleigh Dickinson	2 0				
				144	A	LIU Brooklyn	0 1	174	A	Hartwick	0 0				
				199	H	Sacred Heart	2 1	26	A	Fordham	0 1				
				113	A	Saint Francis (PA)	0 1	72	H	Stony Brook	0 1				

Non-Div. I Games:

Bryant

Average RPI Win:	168	WON-LOST	WINNING	LAST 10	STRENGTH OF	OPP. STRENGTH	TEAM	ADJ	CONF.	ADJ CONF.	
Average RPI Loss:	113	RECORD	PCT. RANK	GAMES	SCHEDULE	OF SCHEDULE	RPI	RPI	RPI	RPI	
DIV. I ONLY	3-11-1	.23333	188	2-8-0	137	147	187	.39855	187	21	22
DIV. I NON-CONF.	2-7-1	.25	176	1-4-0	107	133	175	.41951	175	20	22
<hr/>											
TOTALS	RPI 1-25	RPI 26-50		W-L RECORDS		RPI 51-100		RPI 101-150		RPI 150+	
3-11-1	0-1-1	0-0-0		OVERALL		0-5-0		1-2-0		2-3-0	
2-4-1	0-0-1	0-0-0		HOME		0-2-0		0-1-0		2-1-0	
1-7-0	0-1-0	0-0-0		AWAY		0-3-0		1-1-0		0-2-0	
0-0-0	0-0-0	0-0-0		NEUTRAL		0-0-0		0-0-0		0-0-0	
<hr/>											
2-7-1	0-1-1	0-0-0		NON-CONFERENCE		0-3-0		1-2-0		1-1-0	
1-2-1	0-0-1	0-0-0		HOME		0-1-0		0-1-0		1-0-0	
1-5-0	0-1-0	0-0-		AWAY		0-2-0		1-1-0		0-1-0	
0-0-0	0-0-0	0-0-0		NEUTRAL		0-0-0		0-0-0		0-0-0	
<hr/>											
1-4-0	0-0-0	0-0-0		CONFERENCE		0-2-0		0-0-0		1-2-0	
1-2-0	0-0-0	0-0-0		HOME		0-1-0		0-0-0		1-1-0	
0-2-0	0-0-0	0-0-0		AWAY		0-1-0		0-0-0		0-1-0	
0-0-0	0-0-0	0-0-0		NEUTRAL		0-0-0		0-0-0		0-0-0	
<hr/>											
RPI	S	Opponent	Score	RPI	S	Opponent	Score	RPI	S	Opponent	Score
17	A	SMU	0 2					135	A	SIUE	2 1
24	H	Wisconsin	1 1					78	A	UNLV	1 5
								97	A	Missouri St.	0 1
								97	H	Missouri St.	0 1
								98	A	Omaha	0 2

Non-Div. I Games:	Bacone	4	2
-------------------	--------	---	---

Oral Roberts

Average RPI Win:	179	WON-LOST	WINNING	LAST 10	STRENGTH OF	OPP. STRENGTH	TEAM	ADJ	CONF.	ADJ CONF.	
Average RPI Loss:	93	RECORD	PCT. RANK	GAMES	SCHEDULE	OF SCHEDULE	RPI	RPI	RPI	RPI	
DIV. I ONLY	2-14-1	.14706	200	1-9-0	92	141	191	.39201	189	11	11
DIV. I NON-CONF.	1-8-0	.11111	196	0-4-0	91	195	189	.39148	189	9	8
<hr/>											
TOTALS	RPI 1-25	RPI 26-50		W-L RECORDS		RPI 51-100		RPI 101-150		RPI 150+	
2-14-1	0-0-0	0-4-1		OVERALL		0-5-0		0-1-0		2-4-0	
2-6-1	0-0-0	0-0-1		HOME		0-3-0		0-1-0		2-2-0	
0-8-0	0-0-0	0-4-0		AWAY		0-2-0		0-0-0		0-2-0	
0-0-0	0-0-0	0-0-0		NEUTRAL		0-0-0		0-0-0		0-0-0	
<hr/>											
1-8-0	0-0-0	0-2-0		NON-CONFERENCE		0-2-0		0-1-0		1-3-0	
1-4-0	0-0-0	0-0-0		HOME		0-1-0		0-1-0		1-2-0	
0-4-0	0-0-0	0-0-		AWAY		0-1-0		0-0-0		0-1-0	
0-0-0	0-0-0	0-0-0		NEUTRAL		0-0-0		0-0-0		0-0-0	
<hr/>											
1-6-1	0-0-0	0-2-1		CONFERENCE		0-3-0		0-0-0		1-1-0	
1-2-1	0-0-0	0-0-1		HOME		0-2-0		0-0-0		1-0-0	
0-4-0	0-0-0	0-2-0		AWAY		0-1-0		0-0-0		0-1-0	
0-0-0	0-0-0	0-0-0		NEUTRAL		0-0-0		0-0-0		0-0-0	
<hr/>											
RPI	S	Opponent	Score	RPI	S	Opponent	Score	RPI	S	Opponent	Score
				34	H	William & Mary	0 0	67	H	St. John's (NY)	0 3
				36	A	UNCW	0 3	79	A	James Madison	0 1
				37	A	Washington	0 4	80	H	Hofstra	1 3
				41	A	Elon	0 1	81	H	Col. of Charleston	1 2
				50	A	Seattle U	0 1	88	A	Temple	0 4

Non-Div. I Games:

Drexel

Average RPI Win:	141	WON-LOST RECORD	WINNING PCT. RANK	LAST 10 GAMES	STRENGTH OF SCHEDULE	OPP. STRENGTH OF SCHEDULE	TEAM RPI	ADJ RPI	CONF. RPI	ADJ CONF. RPI	
Average RPI Loss:	130										
DIV. I ONLY	3-10-2	.26667	179	1-7-2	165	177	190	.39061	190	19	19
DIV. I NON-CONF.	2-5-2	.33333	157	0-2-2	142	176	185	.40444	184	17	16
<hr/>											
TOTALS	RPI 1-25	RPI 26-50		W-L RECORDS	RPI 51-100		RPI 101-150		RPI 150+		
3-10-2	0-0-0	0-0-1		OVERALL	1-3-1		1-3-0		1-4-0		
3-2-0	0-0-0	0-0-0		HOME	1-1-0		1-1-0		1-0-0		
0-8-2	0-0-0	0-0-1		AWAY	0-2-1		0-2-0		0-4-0		
0-0-0	0-0-0	0-0-0		NEUTRAL	0-0-0		0-0-0		0-0-0		
<hr/>											
2-5-2	0-0-0	0-0-1		NON-CONFERENCE	0-2-1		1-1-0		1-2-0		
2-0-0	0-0-0	0-0-0		HOME	0-0-0		1-0-0		1-0-0		
0-5-2	0-0-0	0-1-		AWAY	0-2-1		0-1-0		0-2-0		
0-0-0	0-0-0	0-0-0		NEUTRAL	0-0-0		0-0-0		0-0-0		
<hr/>											
1-5-0	0-0-0	0-0-0		CONFERENCE	1-1-0		0-2-0		0-2-0		
1-2-0	0-0-0	0-0-0		HOME	1-1-0		0-1-0		0-0-0		
0-3-0	0-0-0	0-0-0		AWAY	0-0-0		0-1-0		0-2-0		
0-0-0	0-0-0	0-0-0		NEUTRAL	0-0-0		0-0-0		0-0-0		
<hr/>											
RPI S	Opponent	Score	RPI S	Opponent	Score	RPI S	Opponent	Score	RPI S	Opponent	Score
			45 A	NC State	0 0	63 A	Georgia St.	0 2	120 A	Presbyterian	1 3
						73 A	High Point	1 1	123 A	NJIT	1 2
						84 A	South Carolina	1 2	131 H	Liberty	3 2
						87 H	Lipscomb	0 4	145 H	Stetson	0 2
						92 H	FGCU	2 1	155 A	Gardner-Webb	1 6
									162 A	Jacksonville	1 3
									172 A	North Florida	1 2
									191 A	Winthrop	0 4
									200 H	Wofford	2 1
<hr/>											
			LAST 10 GAMES								
			45 A	NC State	0 0	145 H	Stetson	0 2			
			172 A	North Florida	1 2	87 H	Lipscomb	0 4			
			92 H	FGCU	2 1	123 A	NJIT	1 2			
			155 A	Gardner-Webb	1 6	73 A	High Point	1 1			
			162 A	Jacksonville	1 3	191 A	Winthrop	0 4			

Non-Div. I Games:

USC Upstate

Average RPI Win: 197		WON-LOST	WINNING	LAST 10	STRENGTH OF		OPP. STRENGTH	TEAM	ADJ		CONF.	ADJ CONF.					
Average RPI Loss: 98		RECORD	PCT. RANK	GAMES	SCHEDULE		OF SCHEDULE	RPI	RPI	RPI	RPI						
DIV. I ONLY		3-13-1	.20588	193	1-9-0		150	170	194	.38989	191	24	21				
DIV. I NON-CONF.		2-6-1	.27778	173	0-2-0		105	121	179	.4211	173	22	20				
<hr/>																	
TOTALS		RPI 1-25		RPI 26-50		W-L RECORDS		RPI 51-100		RPI 101-150		RPI 150+					
3-13-1		0-1-0		0-1-0		OVERALL		0-5-0		0-4-1		3-2-0					
2-6-0		0-0-0		0-0-0		HOME		0-2-0		0-3-0		2-1-0					
1-6-1		0-0-0		0-1-0		AWAY		0-3-0		0-1-1		1-1-0					
0-1-0		0-1-0		0-0-0		NEUTRAL		0-0-0		0-0-0		0-0-0					
<hr/>																	
2-6-1		0-1-0		0-1-0		NON-CONFERENCE		0-3-0		0-1-1		2-0-0					
2-2-0		0-0-0		0-0-0		HOME		0-1-0		0-1-0		2-0-0					
0-3-1		0-0-0		0-0-		AWAY		0-2-0		0-0-1		0-0-0					
0-1-0		0-1-0		0-0-0		NEUTRAL		0-0-0		0-0-0		0-0-0					
<hr/>																	
1-7-0		0-0-0		0-0-0		CONFERENCE		0-2-0		0-3-0		1-2-0					
0-4-0		0-0-0		0-0-0		HOME		0-1-0		0-2-0		0-1-0					
1-3-0		0-0-0		0-0-0		AWAY		0-1-0		0-1-0		1-1-0					
0-0-0		0-0-0		0-0-0		NEUTRAL		0-0-0		0-0-0		0-0-0					
<hr/>																	
RPI	S	Opponent		Score		RPI	S	Opponent		Score		RPI	S	Opponent		Score	
2	N	North Carolina		0	4	32	A	Charlotte		0	1	62	H	Radford		0	2
												63	A	Georgia St.		2	3
												73	A	High Point		0	4
												81	H	Col. of Charleston		0	1
												99	A	Davidson		1	2
												112	H	Ga. Southern		1	2
												120	H	Presbyterian		0	2
												131	A	Liberty		0	1
												139	H	Campbell		1	2
												150	A	Mercer		1	1
												155	A	Gardner-Webb		0	6
												190	H	USC Upstate		4	0
												200	H	Wofford		3	0
												201	A	Longwood		1	0
												202	H	UNC Asheville		0	1
<hr/>																	
LAST 10 GAMES																	
						155	A	Gardner-Webb		0	6	73	A	High Point		0	4
						131	A	Liberty		0	1	139	H	Campbell		1	2
						202	H	UNC Asheville		0	1	201	A	Longwood		1	0
						62	H	Radford		0	2	2	N	North Carolina		0	4
						81	H	Col. of Charleston		0	1	120	H	Presbyterian		0	2

Non-Div. I Games:

Winthrop

Average RPI Win: 157		WON-LOST RECORD	WINNING PCT. RANK		LAST 10 GAMES		STRENGTH OF SCHEDULE		OPP. STRENGTH OF SCHEDULE		TEAM RPI	ADJ RPI	CONF. RPI	ADJ CONF. RPI			
Average RPI Loss: 113																	
DIV. I ONLY		4-12-1	.26471	181	3-6-1		170		143		188	.38613	192	12	12		
DIV. I NON-CONF.		2-8-0	.2	186	1-2-0		186		178		196	.36606	197	13	13		
TOTALS		RPI 1-25		RPI 26-50		W-L RECORDS		RPI 51-100		RPI 101-150		RPI 150+					
4-12-1		0-1-0		0-1-0		OVERALL		0-2-0		1-3-1		3-5-0					
2-6-1		0-1-0		0-0-0		HOME		0-0-0		1-2-1		1-3-0					
2-6-0		0-0-0		0-1-0		AWAY		0-2-0		0-1-0		2-2-0					
0-0-0		0-0-0		0-0-0		NEUTRAL		0-0-0		0-0-0		0-0-0					
2-8-0		0-0-0		0-0-0		NON-CONFERENCE		0-1-0		1-3-0		1-4-0					
1-4-0		0-0-0		0-0-0		HOME		0-0-0		1-2-0		0-2-0					
1-4-0		0-0-0		0-0-		AWAY		0-1-0		0-1-0		1-2-0					
0-0-0		0-0-0		0-0-0		NEUTRAL		0-0-0		0-0-0		0-0-0					
2-4-1		0-1-0		0-1-0		CONFERENCE		0-1-0		0-0-1		2-1-0					
1-2-1		0-1-0		0-0-0		HOME		0-0-0		0-0-1		1-1-0					
1-2-0		0-0-0		0-1-0		AWAY		0-1-0		0-0-0		1-0-0					
0-0-0		0-0-0		0-0-0		NEUTRAL		0-0-0		0-0-0		0-0-0					
RPI	S	Opponent		Score		RPI	S	Opponent		Score		RPI	S	Opponent		Score	
16	H	Dartmouth		0 4		29	A	Columbia		0 3		55	A	West Virginia		0 1	
												71	A	Brown		1 2	
												106	H	Lehigh		0 3	
												115	H	Cornell		1 1	
												117	A	Monmouth		0 2	
												128	H	Villanova		1 2	
												135	H	SIUE		2 0	
												154	A	Delaware		3 1	
												157	H	Bowling Green		0 2	
												159	A	La Salle		0 3	
												161	H	Princeton		1 2	
												163	H	Seton Hall		1 2	
												164	H	Yale		4 1	
												173	A	Harvard		3 0	
												189	A	Drexel		1 2	
						LAST 10 GAMES											
						173	A	Harvard		3 0		128	H	Villanova		1 2	
						161	H	Princeton		1 2		16	H	Dartmouth		0 4	
						71	A	Brown		1 2		29	A	Columbia		0 3	
						55	A	West Virginia		0 1		154	A	Delaware		3 1	
						164	H	Yale		4 1		115	H	Cornell		1 1	

Non-Div. I Games:

Penn

Average RPI Win:	169	WON-LOST RECORD	WINNING PCT. RANK	LAST 10 GAMES	STRENGTH OF SCHEDULE	OPP. STRENGTH OF SCHEDULE	TEAM RPI	ADJ RPI	CONF. RPI	ADJ CONF. RPI		
DIV. I ONLY		3-11-2	.25	183	2-8-0	154	203	192	.38279	193	18	18
DIV. I NON-CONF.		1-3-2	.33333	157	0-0-0	161	204	194	.37466	195	23	21
<hr/>												
TOTALS	RPI 1-25	RPI 26-50		W-L RECORDS		RPI 51-100		RPI 101-150		RPI 150+		
3-11-2	0-0-0	0-0-0		OVERALL		0-5-0		0-3-0		3-3-2		
2-4-1	0-0-0	0-0-0		HOME		0-3-0		0-1-0		2-0-1		
1-7-1	0-0-0	0-0-0		AWAY		0-0-0		0-0-0		1-0-0		
0-0-0	0-0-0	0-0-0		NEUTRAL		0-0-0		0-0-0		0-0-0		
<hr/>												
1-3-2	0-0-0	0-0-0		NON-CONFERENCE		0-1-0		0-0-0		1-2-2		
0-1-1	0-0-0	0-0-0		HOME		0-1-0		0-0-0		0-0-1		
1-2-1	0-0-0	0-0-		AWAY		0-0-0		0-0-0		1-2-1		
0-0-0	0-0-0	0-0-0		NEUTRAL		0-0-0		0-0-0		0-0-0		
<hr/>												
2-8-0	0-0-0	0-0-0		CONFERENCE		0-4-0		0-3-0		2-1-0		
2-3-0	0-0-0	0-0-0		HOME		0-2-0		0-1-0		2-0-0		
0-5-0	0-0-0	0-0-0		AWAY		0-2-0		0-2-0		0-1-0		
0-0-0	0-0-0	0-0-0		NEUTRAL		0-0-0		0-0-0		0-0-0		
<hr/>												
RPI	S	Opponent	Score	RPI	S	Opponent	Score	RPI	S	Opponent	Score	
				54 H Rider 1 4				117 A Monmouth 1 3				
				60 A Fairfield 0 1				134 A Marist 0 3				
				68 H St. Francis Brooklyn 2 3				137 H Manhattan 0 2				
				82 H Canisius 3 4				152 H Iona 4 0				
				96 A Quinnipiac 1 4				159 A La Salle 0 2				
								163 A Seton Hall 1 1				
								174 A Hartwick 1 0				
								181 H Siena 3 1				
								185 H Bucknell 1 1				
								197 A Niagara 0 2				
				199 A Sacred Heart 1 2								

Non-Div. I Games:

Saint Peter's

Average RPI Win:	178	WON-LOST RECORD	WINNING PCT. RANK	LAST 10 GAMES	STRENGTH OF SCHEDULE	OPP. STRENGTH OF SCHEDULE	TEAM RPI	ADJ RPI	CONF. RPI	ADJ CONF. RPI	
DIV. I ONLY	4-11-3	.30556	174	2-4-1	192	182	193	.38213	194	22	24
DIV. I NON-CONF.	1-7-2	.2	186	0-0-0	192	159	195	.37006	196	24	24
<hr/>											
TOTALS	RPI 1-25	RPI 26-50		W-L RECORDS	RPI 51-100		RPI 101-150		RPI 150+		
4-11-3	0-0-0	0-1-0		OVERALL	0-4-0		1-5-0		3-1-3		
2-3-3	0-0-0	0-0-0		HOME	0-0-0		0-3-0		2-0-3		
2-6-0	0-0-0	0-1-0		AWAY	0-3-0		1-2-0		1-0-0		
0-2-0	0-0-0	0-0-0		NEUTRAL	0-1-0		0-0-0		0-1-0		
<hr/>											
1-7-2	0-0-0	0-1-0		NON-CONFERENCE	0-2-0		0-3-0		1-1-2		
1-2-2	0-0-0	0-0-0		HOME	0-0-0		0-2-0		1-0-2		
0-3-0	0-0-0	0-0-		AWAY	0-1-0		0-1-0		0-0-0		
0-2-0	0-0-0	0-0-0		NEUTRAL	0-1-0		0-0-0		0-1-0		
<hr/>											
3-4-1	0-0-0	0-0-0		CONFERENCE	0-2-0		1-2-0		2-0-1		
1-1-1	0-0-0	0-0-0		HOME	0-0-0		0-1-0		1-0-1		
2-3-0	0-0-0	0-0-0		AWAY	0-2-0		1-1-0		1-0-0		
0-0-0	0-0-0	0-0-0		NEUTRAL	0-0-0		0-0-0		0-0-0		
<hr/>											
RPI S	Opponent	Score	RPI S	Opponent	Score	RPI S	Opponent	Score	RPI S	Opponent	Score
			30 A	Pittsburgh	1 2	60 N	Fairfield	1 2	103 A	Cleveland St.	1 3
						68 A	St. Francis Brooklyn	0 3	113 A	Saint Francis (PA)	1 4
						68 A	St. Francis Brooklyn	1 3	123 H	Fairleigh Dickinson	0 1
						82 A	Canisius	3 4	127 H	Marshall	1 2
									132 H	St. Bonaventure	2 3
									144 A	LIU Brooklyn	1 0
									171 A	Central Conn. St.	1 0
									185 H	Bucknell	1 1
									186 H	Bryant	1 1
									195 H	Duquesne	1 1
									196 H	Howard	2 1
									197 N	Niagara	1 2
									199 H	Sacred Heart	1 0
<hr/>											
LAST 10 GAMES											
			68 A	St. Francis Brooklyn	0 3	123 H	Fairleigh Dickinson	0 1			
			113 A	Saint Francis (PA)	1 4	186 H	Bryant	1 1			
			199 H	Sacred Heart	1 0	171 A	Central Conn. St.	1 0			
			144 A	LIU Brooklyn	1 0	196 H	Howard	2 1			
			68 A	St. Francis Brooklyn	1 3	195 H	Duquesne	1 1			

Non-Div. I Games:

Robert Morris

Average RPI Win:		181	WON-LOST RECORD		WINNING PCT. RANK	LAST 10 GAMES		STRENGTH OF SCHEDULE		OPP. STRENGTH OF SCHEDULE	TEAM RPI	ADJ RPI	CONF. RPI	ADJ CONF. RPI			
Average RPI Loss:		98															
DIV. I ONLY			2-13-1		.15625	199	1-8-1		139		176	198	.37939	195	10	10	
DIV. I NON-CONF.			1-6-1		.1875	188	0-1-1		182		203	202	.34357	202	12	12	
TOTALS		RPI 1-25		RPI 26-50		W-L RECORDS		RPI 51-100		RPI 101-150		RPI 150+					
2-13-1		0-1-0		0-2-0		OVERALL		0-4-0		0-4-0		2-2-1					
2-5-0		0-0-0		0-1-0		HOME		0-1-0		0-3-0		2-0-0					
0-8-1		0-1-0		0-1-0		AWAY		0-3-0		0-1-0		0-2-1					
0-0-0		0-0-0		0-0-0		NEUTRAL		0-0-0		0-0-0		0-0-0					
1-6-1		0-0-0		0-0-0		NON-CONFERENCE		0-1-0		0-3-0		1-2-1					
1-2-0		0-0-0		0-0-0		HOME		0-0-0		0-2-0		1-0-0					
0-4-1		0-0-0		0-0-		AWAY		0-1-0		0-1-0		0-2-1					
0-0-0		0-0-0		0-0-0		NEUTRAL		0-0-0		0-0-0		0-0-0					
1-7-0		0-1-0		0-2-0		CONFERENCE		0-3-0		0-1-0		1-0-0					
1-3-0		0-0-0		0-1-0		HOME		0-1-0		0-1-0		1-0-0					
0-4-0		0-1-0		0-1-0		AWAY		0-2-0		0-0-0		0-0-0					
0-0-0		0-0-0		0-0-0		NEUTRAL		0-0-0		0-0-0		0-0-0					
RPI	S	Opponent		Score		RPI	S	Opponent		Score		RPI	S	Opponent		Score	
18	A	Massachusetts		0 5		39	A	Rhode Island		1 2		65	A	George Washington		0 1	
						47	H	Saint Louis		0 3		88	A	Temple		1 4	
												94	H	Dayton		0 1	
												99	A	Davidson		0 3	
										</							

Non-Div. I Games: Bloomsburg 5 0

Duquesne

Average RPI Win: 190		WON-LOST	WINNING	LAST 10	STRENGTH OF	OPP. STRENGTH	TEAM	ADJ	CONF.	ADJ CONF.								
Average RPI Loss: 104		RECORD	PCT. RANK	GAMES	SCHEDULE	OF SCHEDULE	RPI	RPI	RPI	RPI								
DIV. I ONLY		2-15-3	.175	197	1-5-3	118	188	195	.37601	196	13	14						
DIV. I NON-CONF.		1-11-1	.11538	195	0-1-1	138	197	197	.36598	198	14	14						
<hr/>																		
TOTALS		RPI 1-25		RPI 26-50		W-L RECORDS		RPI 51-100		RPI 101-150		RPI 150+						
2-15-3		0-2-0		0-0-0		OVERALL		0-5-0		0-5-1		2-3-2						
0-5-3		0-1-0		0-0-0		HOME		0-1-0		0-2-1		0-1-2						
1-10-0		0-1-0		0-0-0		AWAY		0-4-0		0-3-0		1-2-0						
1-0-0		0-0-0		0-0-0		NEUTRAL		0-0-0		0-0-0		1-0-0						
<hr/>																		
1-11-1		0-0-0		0-0-0		NON-CONFERENCE		0-4-0		0-4-0		1-3-1						
0-4-1		0-0-0		0-0-0		HOME		0-1-0		0-2-0		0-1-1						
1-7-0		0-0-0		0-0-		AWAY		0-3-0		0-2-0		1-2-0						
0-0-0		0-0-0		0-0-0		NEUTRAL		0-0-0		0-0-0		0-0-0						
<hr/>																		
1-4-2		0-2-0		0-0-0		CONFERENCE		0-1-0		0-1-1		1-0-1						
0-1-2		0-1-0		0-0-0		HOME		0-0-0		0-0-1		0-0-1						
0-3-0		0-1-0		0-0-0		AWAY		0-1-0		0-1-0		0-0-0						
1-0-0		0-0-0		0-0-0		NEUTRAL		0-0-0		0-0-0		1-0-0						
<hr/>																		
RPI	S	Opponent		Score		RPI	S	Opponent		Score		RPI	S	Opponent		Score		
23	A	Coastal Caro.		1	2			62	A	Radford	0	2	112	A	Ga. Southern		2	4
23	H	Coastal Caro.		1	2			63	A	Georgia St.	0	3	113	H	Saint Francis (PA)		0	5
								68	H	St. Francis Brooklyn	0	1	121	H	Appalachian St.		0	0
								73	A	High Point	0	1	123	H	Fairleigh Dickinson		1	2
								83	A	UMBC	0	3	139	A	Campbell		0	3
													144	A	LIU Brooklyn		1	3
													164	A	Yale		0	3
													171	H	Central Conn. St.		1	3
													174	H	Hartwick		1	1
													174	N	Hartwick		1	0
													185	H	Bucknell		0	0
													194	A	Robert Morris		1	2
													205	A	VMI		2	1
<hr/>																		
LAST 10 GAMES																		
						174	N	Hartwick		1	0	112	A	Ga. Southern		2	4	
						185	H	Bucknell		0	0	123	H	Fairleigh Dickinson		1	2	
						174	H	Hartwick		1	1	63	A	Georgia St.		0	3	
						23	H	Coastal Caro.		1	2	121	H	Appalachian St.		0	0	
						23	A	Coastal Caro.		1	2	194	A	Robert Morris		1	2	

Non-Div. I Games:

Howard

Average RPI Win:	194	WON-LOST RECORD	WINNING PCT. RANK	LAST 10 GAMES	STRENGTH OF SCHEDULE	OPP. STRENGTH OF SCHEDULE	TEAM RPI	ADJ RPI	CONF. RPI	ADJ CONF. RPI	
Average RPI Loss:	113										
DIV. I ONLY	2-14-2	.16667	198	1-8-1	153	181	200	.37238	197	18	18
DIV. I NON-CONF.	1-6-1	.1875	188	0-0-0	160	188	200	.36596	199	23	21
<hr/>											
TOTALS	RPI 1-25	RPI 26-50		W-L RECORDS	RPI 51-100		RPI 101-150		RPI 150+		
2-14-2	0-0-0	0-0-0		OVERALL	0-7-0		0-3-1		2-4-1		
1-4-1	0-0-0	0-0-0		HOME	0-3-0		0-1-1		1-0-0		
0-9-1	0-0-0	0-0-0		AWAY	0-4-0		0-2-0		0-3-1		
1-1-0	0-0-0	0-0-0		NEUTRAL	0-0-0		0-0-0		1-1-0		
<hr/>											
1-6-1	0-0-0	0-0-0		NON-CONFERENCE	0-3-0		0-0-1		1-3-0		
0-0-1	0-0-0	0-0-0		HOME	0-0-0		0-0-1		0-0-0		
0-5-0	0-0-0	0-0-		AWAY	0-3-0		0-0-0		0-2-0		
1-1-0	0-0-0	0-0-0		NEUTRAL	0-0-0		0-0-0		1-1-0		
<hr/>											
1-8-1	0-0-0	0-0-0		CONFERENCE	0-4-0		0-3-0		1-1-1		
1-4-0	0-0-0	0-0-0		HOME	0-3-0		0-1-0		1-0-0		
0-4-1	0-0-0	0-0-0		AWAY	0-1-0		0-2-0		0-1-1		
0-0-0	0-0-0	0-0-0		NEUTRAL	0-0-0		0-0-0		0-0-0		
<hr/>											
RPI S	Opponent	Score	RPI S	Opponent	Score	RPI S	Opponent	Score	RPI S	Opponent	Score
						54 H Rider	1	2	117 A Monmouth	0	4
						60 H Fairfield	1	2	132 H St. Bonaventure	1	1
						74 A Vermont	0	2	134 H Marist	1	3
						79 A James Madison	0	3	137 A Manhattan	0	1
						82 A Canisius	0	5	152 A Iona	0	3
						87 A Lipscomb	2	3	167 A Belmont	1	6
						96 H Quinnipiac	0	2	171 N Central Conn. St.	1	3
						174 A Hartwick	0	1			
						181 A Siena	0	0			
						193 H Saint Peter's	2	0			
194 N Robert Morris	2	1									
<hr/>											
			LAST 10 GAMES								
117 A Monmouth			0	4	54 H Rider	1	2				
60 H Fairfield			1	2	181 A Siena	0	0				
137 A Manhattan			0	1	193 H Saint Peter's	2	0				
152 A Iona			0	3	82 A Canisius	0	5				
134 H Marist			1	3	96 H Quinnipiac	0	2				

Non-Div. I Games:

Niagara

Average RPI Win:	119	WON-LOST	WINNING	LAST 10	STRENGTH OF	OPP. STRENGTH	TEAM	ADJ	CONF.	ADJ CONF.	
Average RPI Loss:	109	RECORD	PCT. RANK	GAMES	SCHEDULE	OF SCHEDULE	RPI	RPI	RPI	RPI	
DIV. I ONLY	3-11-4	.27778	177	1-7-2	199	110	197	.36956	198	10	10
DIV. I NON-CONF.	2-5-3	.35	156	0-1-1	205	177	203	.31924	203	12	12
TOTALS	RPI 1-25	RPI 26-50	W-L RECORDS	RPI 51-100	RPI 101-150	RPI 150+					
3-11-4	0-1-1	0-2-0	OVERALL	1-3-0	2-1-1	0-4-2					
3-3-3	0-1-1	0-0-0	HOME	1-1-0	2-0-1	0-1-1					
0-8-1	0-0-0	0-2-0	AWAY	0-2-0	0-1-0	0-3-1					
0-0-0	0-0-0	0-0-0	NEUTRAL	0-0-0	0-0-0	0-0-0					
2-5-3	0-0-0	0-0-0	NON-CONFERENCE	1-1-0	1-1-1	0-3-2					
2-1-2	0-0-0	0-0-0	HOME	1-0-0	1-0-1	0-1-1					
0-4-1	0-0-0	0-0-	AWAY	0-1-0	0-1-0	0-2-1					
0-0-0	0-0-0	0-0-0	NEUTRAL	0-0-0	0-0-0	0-0-0					
1-6-1	0-1-1	0-2-0	CONFERENCE	0-2-0	1-0-0	0-1-0					
1-2-1	0-1-1	0-0-0	HOME	0-1-0	1-0-0	0-0-0					
0-4-0	0-0-0	0-2-0	AWAY	0-1-0	0-0-0	0-1-0					
0-0-0	0-0-0	0-0-0	NEUTRAL	0-0-0	0-0-0	0-0-0					
RPI S Opponent	Score	RPI S Opponent	Score	RPI S Opponent	Score	RPI S Opponent	Score				
13 H VCU	0 3	26 A Fordham	0 1	65 H George Washington	1 3	128 A Villanova	0 3				
18 H Massachusetts	2 2	47 A Saint Louis	0 2	88 H Temple	3 1	133 H George Mason	2 0				
				94 A Dayton	2 3	137 H Manhattan	2 1				
				96 A Quinnipiac	0 1	148 H Hartford	1 1				
						159 A La Salle	2 4				
						164 H Yale	0 1				
						171 H Central Conn. St.	1 1				
						199 A Sacred Heart	1 2				
						203 A Navy	0 3				
						205 A VMI	0 0				
LAST 10 GAMES											
47 A Saint Louis	0 2	18 H Massachusetts	2 2								
65 H George Washington	1 3	133 H George Mason	2 0								
13 H VCU	0 3	94 A Dayton	2 3								
159 A La Salle	2 4	171 H Central Conn. St.	1 1								
26 A Fordham	0 1	203 A Navy	0 3								

Non-Div. I Games:

Saint Joseph's

Average RPI Win:		181	WON-LOST RECORD		WINNING PCT. RANK		LAST 10 GAMES		STRENGTH OF SCHEDULE		OPP. STRENGTH OF SCHEDULE		TEAM RPI		ADJ RPI		CONF. RPI		ADJ CONF. RPI	
Average RPI Loss:		126																		
DIV. I ONLY			3-14-1		.19444 195		0-9-1		144		196		196		.36787 199		22		24	
DIV. I NON-CONF.			3-8-0		.27273 174		0-3-0		117		181		188		.39697 187		24		24	
TOTALS		RPI 1-25		RPI 26-50		W-L RECORDS		RPI 51-100		RPI 101-150		RPI 150+								
3-14-1		0-1-0		0-1-0		OVERALL		0-1-1		0-6-0		3-5-0								
3-5-0		0-0-0		0-0-0		HOME		0-0-0		0-3-0		3-2-0								
0-9-1		0-1-0		0-1-0		AWAY		0-1-1		0-3-0		0-3-0								
0-0-0		0-0-0		0-0-0		NEUTRAL		0-0-0		0-0-0		0-0-0								
3-8-0		0-1-0		0-1-0		NON-CONFERENCE		0-1-0		0-3-0		3-2-0								
3-2-0		0-0-0		0-0-0		HOME		0-0-0		0-1-0		3-1-0								
0-6-0		0-1-0		0-0-		AWAY		0-1-0		0-2-0		0-1-0								
0-0-0		0-0-0		0-0-0		NEUTRAL		0-0-0		0-0-0		0-0-0								
0-6-1		0-0-0		0-0-0		CONFERENCE		0-0-1		0-3-0		0-3-0								
0-3-0		0-0-0		0-0-0		HOME		0-0-0		0-2-0		0-1-0								
0-3-1		0-0-0		0-0-0		AWAY		0-0-1		0-1-0		0-2-0								
0-0-0		0-0-0		0-0-0		NEUTRAL		0-0-0		0-0-0		0-0-0								
RPI	S	Opponent		Score		RPI	S	Opponent		Score		RPI	S	Opponent		Score				
18	A	Massachusetts		0 3		29	A	Columbia		0 3		68	A	St. Francis Brooklyn		0 0				
												72	A	Stony Brook		1 4				
														111 A Army West Point		1 2				
														113 A Saint Francis (PA)		0 2				
														123 H NJIT		0 1				
														123 H Fairleigh Dickinson		0 3				
														137 A Manhattan		0 1				
														144 H LIU Brooklyn		0 2				
														152 H Iona		1 0				
														163 A Seton Hall		0 3				
														171 H Central Conn. St.		0 1				
														181 H Siena		1 2				
														186 A Bryant		1 2				
														193 H Saint Peter's		2 1				
														194 A Robert Morris		0 1				
														198 H Saint Joseph's		2 1				
LAST 10 GAMES																				
						123	H	Fairleigh Dickinson		0 3		171	H	Central Conn. St.		0 1				
						29	A	Columbia		0 3		68	A	St. Francis Brooklyn		0 0				
						194	A	Robert Morris		0 1		144	H	LIU Brooklyn		0 2				
						113	A	Saint Francis (PA)		0 2		72	A	Stony Brook		1 4				
						186	A	Bryant		1 2		111	A	Army West Point		1 2				

Non-Div. I Games:

Sacred Heart

Average RPI Win: 147		WON-LOST	WINNING	LAST 10	STRENGTH OF		OPP. STRENGTH	TEAM	ADJ		CONF.	ADJ CONF.
Average RPI Loss: 127		RECORD	PCT. RANK	GAMES	SCHEDULE		OF SCHEDULE	RPI	RPI		RPI	RPI
DIV. I ONLY		4-15-0	.21053	192	4-6-0		185	204	199		23	23
DIV. I NON-CONF.		0-8-0	0	202	0-0-0		187	200	201		21	23
TOTALS		RPI 1-25	RPI 26-50		W-L RECORDS		RPI 51-100		RPI 101-150		RPI 150+	
4-15-0	0-0-0	0-0-0		OVERALL		2-6-0		0-5-0		2-4-0		
1-6-0	0-0-0	0-0-0		HOME		0-4-0		0-2-0		1-0-0		
3-9-0	0-0-0	0-0-0		AWAY		2-2-0		0-3-0		1-4-0		
0-0-0	0-0-0	0-0-0		NEUTRAL		0-0-0		0-0-0		0-0-0		
0-8-0	0-0-0	0-0-0		NON-CONFERENCE		0-2-0		0-2-0		0-4-0		
0-2-0	0-0-0	0-0-0		HOME		0-1-0		0-1-0		0-0-0		
0-6-0	0-0-0	0-0-		AWAY		0-1-0		0-1-0		0-4-0		
0-0-0	0-0-0	0-0-0		NEUTRAL		0-0-0		0-0-0		0-0-0		
4-7-0	0-0-0	0-0-0		CONFERENCE		2-4-0		0-3-0		2-0-0		
1-4-0	0-0-0	0-0-0		HOME		0-3-0		0-1-0		1-0-0		
3-3-0	0-0-0	0-0-0		AWAY		2-1-0		0-2-0		1-0-0		
0-0-0	0-0-0	0-0-0		NEUTRAL		0-0-0		0-0-0		0-0-0		
RPI S	Opponent	Score	RPI S	Opponent	Score	RPI S	Opponent	Score	RPI S	Opponent	Score	
						62 H	Radford	0 4	108 H	Cal St. Fullerton	0 1	
						69 A	ETSU	1 4	131 A	Liberty	1 3	
						69 H	ETSU	2 3	150 A	Mercer	1 4	
						85 A	Furman	1 0	150 A	Mercer	1 2	
						85 H	Furman	0 2	150 H	Mercer	1 3	
						91 A	UNCG	2 1	155 A	Gardner-Webb	1 5	
						91 H	UNCG	1 6	190 A	USC Upstate	1 2	
						99 A	Davidson	0 3	191 A	Winthrop	0 3	
									202 A	UNC Asheville	0 2	
									205 A	VMI	6 0	
									205 H	VMI	6 0	
LAST 10 GAMES												
						150 A	Mercer	1 2	150 A	Mercer	1 4	
						69 A	ETSU	1 4	85 A	Furman	1 0	
						85 H	Furman	0 2	205 H	VMI	6 0	
						205 A	VMI	6 0	91 A	UNCG	2 1	
						91 H	UNCG	1 6	69 H	ETSU	2 3	

Non-Div. I Games:

Wofford

Average RPI Win:		202	WON-LOST		WINNING		LAST 10		STRENGTH OF		OPP. STRENGTH		TEAM		ADJ		CONF.		ADJ CONF.				
Average RPI Loss:		87	RECORD		PCT. RANK		GAMES		SCHEDULE		OF SCHEDULE		RPI		RPI		RPI		RPI				
DIV. I ONLY			1-15-2		.11111		203		1-8-1		142		107		201		.3644		201				
DIV. I NON-CONF.			0-9-1		.05		201		0-2-0		120		22		190		.38903		190				
TOTALS		RPI 1-25		RPI 26-50		W-L RECORDS		RPI 51-100		RPI 101-150		RPI 150+											
1-15-2		0-2-0		0-4-0		OVERALL		0-2-1		0-5-0		1-2-1											
1-6-1		0-0-0		0-1-0		HOME		0-2-0		0-2-0		1-1-1											
0-9-1		0-2-0		0-3-0		AWAY		0-0-1		0-3-0		0-1-0											
0-0-0		0-0-0		0-0-0		NEUTRAL		0-0-0		0-0-0		0-0-0											
0-9-1		0-2-0		0-4-0		NON-CONFERENCE		0-1-0		0-2-0		0-0-1											
0-3-1		0-0-0		0-1-0		HOME		0-1-0		0-1-0		0-0-1											
0-6-0		0-2-0		0-0-		AWAY		0-0-0		0-1-0		0-0-0											
0-0-0		0-0-0		0-0-0		NEUTRAL		0-0-0		0-0-0		0-0-0											
1-6-1		0-0-0		0-0-0		CONFERENCE		0-1-1		0-3-0		1-2-0											
1-3-0		0-0-0		0-0-0		HOME		0-1-0		0-1-0		1-1-0											
0-3-1		0-0-0		0-0-0		AWAY		0-0-1		0-2-0		0-1-0											
0-0-0		0-0-0		0-0-0		NEUTRAL		0-0-0		0-0-0		0-0-0											
RPI	S	Opponent		Score		RPI	S	Opponent		Score		RPI	S	Opponent		Score		RPI	S	Opponent		Score	
1	A	Wake Forest		0	8	30	A	Pittsburgh		0	2	62	A	Radford		1	1	120	H	Presbyterian		0	1
22	A	Virginia Tech		0	2	34	H	William & Mary		0	1	73	H	High Point		0	1	121	A	Appalachian St.		0	1
						36	A	UNCW		0	2	79	H	James Madison		0	5	131	A	Liberty		1	2
						45	A	NC State		1	2							133	H	George Mason		0	2
																		139	A	Campbell		3	4
																		155	A	Gardner-Webb		1	2
																		191	H	Winthrop		0	1
																		202	H	UNC Asheville		2	1
																		205	H	VMI		2	2
						LAST 10 GAMES																	
						73	H	High Point		0	1	139	A	Campbell		3	4						
						155	A	Gardner-Webb		1	2	1	A	Wake Forest		0	8						
						62	A	Radford		1	1	120	H	Presbyterian		0	1						
						202	H	UNC Asheville		2	1	131	A	Liberty		1	2						
						79	H	James Madison		0	5	191	H	Winthrop		0	1						

Non-Div. I Games:

Longwood

Average RPI Win:		196	WON-LOST	WINNING	LAST 10	STRENGTH OF		OPP. STRENGTH	TEAM	ADJ	CONF.	ADJ CONF.
Average RPI Loss:		112	RECORD	PCT. RANK	GAMES	SCHEDULE		OF SCHEDULE	RPI	RPI	RPI	RPI
DIV. I ONLY		2-15-1		.13889	201	1-8-1		168	189	202	.36319	202
DIV. I NON-CONF.		1-9-0		.1	198	0-3-0		143	170	198	.37998	194
TOTALS		RPI 1-25		RPI 26-50		W-L RECORDS		RPI 51-100		RPI 101-150		RPI 150+
2-15-1	0-0-0			0-1-0		OVERALL		0-6-0		0-5-1		2-3-0
1-5-1	0-0-0			0-0-0		HOME		0-3-0		0-2-1		1-0-0
1-10-0	0-0-0			0-1-0		AWAY		0-3-0		0-3-0		1-3-0
0-0-0	0-0-0			0-0-0		NEUTRAL		0-0-0		0-0-0		0-0-0
1-9-0	0-0-0			0-1-0		NON-CONFERENCE		0-4-0		0-3-0		1-1-0
1-2-0	0-0-0			0-0-0		HOME		0-2-0		0-0-0		1-0-0
0-7-0	0-0-0			0-0-		AWAY		0-2-0		0-3-0		0-1-0
0-0-0	0-0-0			0-0-0		NEUTRAL		0-0-0		0-0-0		0-0-0
1-6-1	0-0-0			0-0-0		CONFERENCE		0-2-0		0-2-1		1-2-0
0-3-1	0-0-0			0-0-0		HOME		0-1-0		0-2-1		0-0-0
1-3-0	0-0-0			0-0-0		AWAY		0-1-0		0-0-0		1-2-0
0-0-0	0-0-0			0-0-0		NEUTRAL		0-0-0		0-0-0		0-0-0
RPI S	Opponent	Score	RPI S	Opponent	Score	RPI S	Opponent	Score	RPI S	Opponent	Score	
			45 A	NC State	0 3	62 A	Radford	0 4	114 A	UC Irvine	1 2	
						63 H	Georgia St.	1 3	120 H	Presbyterian	2 2	
						73 H	High Point	0 3	121 A	Appalachian St.	0 1	
						85 A	Furman	0 4	127 A	Marshall	0 3	
						91 A	UNCG	0 2	131 H	Liberty	0 4	
						99 H	Davidson	2 3	139 H	Campbell	1 2	
									155 A	Gardner-Webb	0 3	
									168 A	Loyola Marymount	0 2	
									191 A	Winthrop	1 0	
									200 H	Wofford	2 0	
									201 A	Longwood	1 2	
LAST 10 GAMES												
			120 H	Presbyterian	2 2	121 A	Appalachian St.	0 1				
			139 H	Campbell	1 2	131 H	Liberty	0 4				
			191 A	Winthrop	1 0	155 A	Gardner-Webb	0 3				
			201 A	Longwood	1 2	62 A	Radford	0 4				
			63 H	Georgia St.	1 3	45 A	NC State	0 3				

Non-Div. I Games:

UNC Asheville

Average RPI Win:	139	WON-LOST	WINNING	LAST 10	STRENGTH OF	OPP. STRENGTH	TEAM	ADJ	CONF.	ADJ CONF.								
Average RPI Loss:	131	RECORD	PCT. RANK	GAMES	SCHEDULE	OF SCHEDULE	RPI	RPI	RPI	RPI								
DIV. I ONLY		2-13-2	.17647	196	1-7-2	184	198	203	.34493	203	20	20						
DIV. I NON-CONF.		2-6-0	.25	176	1-0-0	162	192	199	.36382	200	16	17						
<hr/>																		
TOTALS	RPI 1-25	RPI 26-50		W-L RECORDS		RPI 51-100		RPI 101-150		RPI 150+								
2-13-2	0-0-0	0-0-0		OVERALL		1-3-0		0-6-1		1-4-1								
2-6-1	0-0-0	0-0-0		HOME		1-1-0		0-3-0		1-2-1								
0-7-0	0-0-0	0-0-0		AWAY		0-2-0		0-3-0		0-2-0								
0-0-1	0-0-0	0-0-0		NEUTRAL		0-0-0		0-0-1		0-0-0								
<hr/>																		
2-6-0	0-0-0	0-0-0		NON-CONFERENCE		1-2-0		0-3-0		1-1-0								
2-3-0	0-0-0	0-0-0		HOME		1-1-0		0-2-0		1-0-0								
0-3-0	0-0-0	0-0-		AWAY		0-1-0		0-1-0		0-1-0								
0-0-0	0-0-0	0-0-0		NEUTRAL		0-0-0		0-0-0		0-0-0								
<hr/>																		
0-7-2	0-0-0	0-0-0		CONFERENCE		0-1-0		0-3-1		0-3-1								
0-3-1	0-0-0	0-0-0		HOME		0-0-0		0-1-0		0-2-1								
0-4-0	0-0-0	0-0-0		AWAY		0-1-0		0-2-0		0-1-0								
0-0-1	0-0-0	0-0-0		NEUTRAL		0-0-0		0-0-1		0-0-0								
<hr/>																		
RPI S	Opponent	Score	RPI S	Opponent	Score	RPI S	Opponent	Score	RPI S	Opponent	Score							
						59 A	Loyola Maryland	0 2	106 H	Lehigh	0 1							
						65 H	George Washington	1 3	107 A	Colgate	1 2							
						79 H	James Madison	3 1	111 N	Army West Point	0 0							
						83 A	UMBC	0 2	123 H	NJIT	0 1							
									137 A	Manhattan	0 1							
									138 A	Boston U.	0 1							
									139 H	Campbell	1 2							
									153 H	Holy Cross	1 1							
									179 H	Lafayette	2 3							
									183 A	American	2 3							
									185 H	Bucknell	0 1							
									195 A	Duquesne	1 2							
									198 H	Saint Joseph's	3 0							
						<hr/>												
									LAST 10 GAMES									
			185 H Bucknell			0 1			106 H Lehigh			0 1						
			107 A Colgate			1 2			183 A American			2 3						
			179 H Lafayette			2 3			59 A Loyola Maryland			0 2						
			138 A Boston U.			0 1			198 H Saint Joseph's			3 0						
			111 N Army West Point			0 0			153 H Holy Cross			1 1						

Non-Div. I Games:

Navy

Average RPI Win: 0		WON-LOST RECORD		WINNING PCT. RANK		LAST 10 GAMES		STRENGTH OF SCHEDULE		OPP. STRENGTH OF SCHEDULE		TEAM RPI		ADJ RPI		CONF. RPI		ADJ CONF. RPI	
Average RPI Loss: 118		0-15-2		.05882 204		0-8-2		166		171		204		.32509 204		17		17	
DIV. I ONLY		0-6-2		.125 194		0-2-2		175		171		204		.31646 204		18		18	
DIV. I NON-CONF.																			
TOTALS		RPI 1-25		RPI 26-50		W-L RECORDS		RPI 51-100		RPI 101-150		RPI 150+							
0-15-2		0-1-0		0-0-0		OVERALL		0-4-0		0-5-1		0-5-1							
0-7-1		0-0-0		0-0-0		HOME		0-2-0		0-1-0		0-4-1							
0-8-1		0-1-0		0-0-0		AWAY		0-2-0		0-4-1		0-1-0							
0-0-0		0-0-0		0-0-0		NEUTRAL		0-0-0		0-0-0		0-0-0							
0-6-2		0-1-0		0-0-0		NON-CONFERENCE		0-1-0		0-0-1		0-4-1							
0-3-1		0-0-0		0-0-0		HOME		0-0-0		0-0-0		0-3-1							
0-3-1		0-1-0		0-0-		AWAY		0-1-0		0-0-1		0-1-0							
0-0-0		0-0-0		0-0-0		NEUTRAL		0-0-0		0-0-0		0-0-0							
0-9-0		0-0-0		0-0-0		CONFERENCE		0-3-0		0-5-0		0-1-0							
0-4-0		0-0-0		0-0-0		HOME		0-2-0		0-1-0		0-1-0							
0-5-0		0-0-0		0-0-0		AWAY		0-1-0		0-4-0		0-0-0							
0-0-0		0-0-0		0-0-0		NEUTRAL		0-0-0		0-0-0		0-0-0							
RPI S	Opponent	Score		RPI S	Opponent	Score		RPI S	Opponent	Score		RPI S	Opponent	Score					
5 A	Louisville	0 3						77 H	Ill.-Chicago	2 4		103 H	Cleveland St.	1 2					
								86 A	Oakland	0 3		105 A	Wright St.	0 2					
								89 H	Green Bay	0 2		110 A	Milwaukee	0 3					
								100 A	Cincinnati	1 2		116 A	Detroit Mercy	1 2					
												135 A	SIUE	0 0					
												136 A	Northern Ky.	0 3					
												157 A	Bowling Green	0 2					
												167 H	Belmont	0 1					
												169 H	Valparaiso	0 1					
												175 H	DePaul	1 2					
												182 H	Fort Wayne	1 2					
												184 H	Eastern Ill.	1 1					
				LAST 10 GAMES															
				105 A Wright St.				0 2				135 A SIUE				0 0			
				182 H Fort Wayne				1 2				167 H Belmont				0 1			
				110 A Milwaukee				0 3				116 A Detroit Mercy				1 2			
				184 H Eastern Ill.				1 1				77 H Ill.-Chicago				2 4			
				89 H Green Bay				0 2				169 H Valparaiso				0 1			

VMI

Average RPI Win: 0		WON-LOST	WINNING	LAST 10	STRENGTH OF	OPP. STRENGTH	TEAM	ADJ	CONF.	ADJ CONF.		
Average RPI Loss: 124		RECORD	PCT. RANK	GAMES	SCHEDULE	OF SCHEDULE	RPI	RPI	RPI	RPI		
DIV. I ONLY		0-16-2	.05556	205	0-10-0	180	205	205	.30963	205	23	23
DIV. I NON-CONF.		0-5-2	.14286	193	0-0-0	193	205	205	.29543	205	21	23
<hr/>												
TOTALS		RPI 1-25		RPI 26-50		W-L RECORDS		RPI 51-100		RPI 101-150		RPI 150+
0-16-2		0-0-0		0-0-0		OVERALL		0-8-0		0-4-0		0-4-2
0-7-1		0-0-0		0-0-0		HOME		0-3-0		0-1-0		0-3-1
0-9-1		0-0-0		0-0-0		AWAY		0-5-0		0-3-0		0-1-1
0-0-0		0-0-0		0-0-0		NEUTRAL		0-0-0		0-0-0		0-0-0
0-5-2		0-0-0		0-0-0		NON-CONFERENCE		0-1-0		0-2-0		0-2-2
0-2-1		0-0-0		0-0-0		HOME		0-0-0		0-0-0		0-2-1
0-3-1		0-0-0		0-0-		AWAY		0-1-0		0-2-0		0-0-1
0-0-0		0-0-0		0-0-0		NEUTRAL		0-0-0		0-0-0		0-0-0
0-11-0		0-0-0		0-0-0		CONFERENCE		0-7-0		0-2-0		0-2-0
0-5-0		0-0-0		0-0-0		HOME		0-3-0		0-1-0		0-1-0
0-6-0		0-0-0		0-0-0		AWAY		0-4-0		0-1-0		0-1-0
0-0-0		0-0-0		0-0-0		NEUTRAL		0-0-0		0-0-0		0-0-0
RPI	S	Opponent	Score	RPI	S	Opponent	Score	RPI	S	Opponent	Score	
						69 A ETSU	0 4	131 A Liberty		0 3		
						69 H ETSU	0 5	137 A Manhattan		0 7		
						82 A Canisius	0 5	150 A Mercer		1 4		
						85 A Furman	0 4	150 H Mercer		0 7		
						85 A Furman	1 7	155 H Gardner-Webb		0 5		
						85 H Furman	0 5	196 H Howard		1 2		
						91 A UNCG	0 5	198 H Saint Joseph's		0 0		
						91 H UNCG	0 2	200 A Wofford		0 6		
								200 H Wofford		0 6		
								201 A Longwood		2 2		

Non-Div. I Games:

VMI