

[illegible]

Non-Div. I Games:

Creighton

Average RPI Win: 64		WON-LOST RECORD		WINNING PCT. RANK		LAST 10 GAMES		STRENGTH OF SCHEDULE		OPP. STRENGTH OF SCHEDULE		TEAM RPI		ADJ RPI		CONF. RPI		ADJ CONF. RPI	
DIV. I ONLY		13-2-3		.80556 6		6-2-2		5		3		2		.63447 2		1		1	
DIV. I NON-CONF.		9-0-1		.95 2		4-0-0		18		6		1		.67262 1		1		1	
TOTALS		RPI 1-25		RPI 26-50		W-L RECORDS		RPI 51-100		RPI 101-150		RPI 150+							
13-2-3		5-1-1		2-1-1		OVERALL		1-0-0		4-0-1		1-0-0							
10-0-1		4-0-0		2-0-1		HOME		1-0-0		3-0-0		0-0-0							
2-2-2		0-1-1		0-1-0		AWAY		0-0-0		1-0-1		1-0-0							
1-0-0		1-0-0		0-0-0		NEUTRAL		0-0-0		0-0-0		0-0-0							
9-0-1		3-0-0		2-0-0		NON-CONFERENCE		0-0-0		4-0-1		0-0-0							
7-0-0		2-0-0		2-0-0		HOME		0-0-0		3-0-0		0-0-0							
1-0-1		0-0-0		0-0-		AWAY		0-0-0		1-0-1		0-0-0							
1-0-0		1-0-0		0-0-0		NEUTRAL		0-0-0		0-0-0		0-0-0							
4-2-2		2-1-1		0-1-1		CONFERENCE		1-0-0		0-0-0		1-0-0							
3-0-1		2-0-0		0-0-1		HOME		1-0-0		0-0-0		0-0-0							
1-2-1		0-1-1		0-1-0		AWAY		0-0-0		0-0-0		1-0-0							
0-0-0		0-0-0		0-0-0		NEUTRAL		0-0-0		0-0-0		0-0-0							
RPI S	Opponent	Score		RPI S	Opponent	Score		RPI S	Opponent	Score		RPI S	Opponent	Score					
1 H	Creighton	1	0	26 H	West Virginia	3	1	98 H	North Carolina St.	3	1	112 A	UMBC	4	3				
4 A	North Carolina	1	1	30 H	Rutgers	2	1					114 H	Stanford	4	0				
7 H	Boston College	4	0	32 H	Wake Forest	1	1					117 H	Radford	2	1				
9 H	Charlotte	3	1	37 A	Clemson	1	2					126 H	Adelphi	2	0				
15 N	St. John's (NY)	3	0									144 A	Seton Hall	0	0				
22 H	Duke	4	2									154 A	Virginia Tech	2	0				
24 A	Virginia	1	2																
LAST 10 GAMES																			
	32 H Wake Forest	1	1		24 A Virginia	1	2												
	37 A Clemson	1	2		30 H Rutgers	2	1												
	4 A North Carolina	1	1		1 H Creighton	1	0												
	22 H Duke	4	2		9 H Charlotte	3	1												
	126 H Adelphi	2	0		154 A Virginia Tech	2	0												

Non-Div. I Games:

Maryland

Average RPI Win: 67		WON-LOST	WINNING	LAST 10	STRENGTH OF	OPP. STRENGTH	TEAM	ADJ	CONF.	ADJ CONF.													
Average RPI Loss: 123		RECORD	PCT. RANK	GAMES	SCHEDULE	OF SCHEDULE	RPI	RPI	RPI	RPI													
DIV. I ONLY		14-2-2	.83333	5	7-1-2	41	1	3	.63345	4	1	1											
DIV. I NON-CONF.		9-1-0	.9	4	4-1-0	92	2	10	.6212	9	1	1											
<hr/>																							
TOTALS		RPI 1-25		RPI 26-50		W-L RECORDS		RPI 51-100		RPI 101-150		RPI 150+											
14-2-2		6-0-2		2-0-0		OVERALL		2-1-0		2-0-0		2-1-0											
9-0-2		3-0-2		1-0-0		HOME		2-0-0		2-0-0		1-0-0											
5-2-0		3-0-0		1-0-0		AWAY		0-1-0		0-0-0		1-1-0											
0-0-0		0-0-0		0-0-0		NEUTRAL		0-0-0		0-0-0		0-0-0											
9-1-0		4-0-0		0-0-0		NON-CONFERENCE		1-1-0		2-0-0		2-0-0											
7-0-0		3-0-0		0-0-0		HOME		1-0-0		2-0-0		1-0-0											
2-1-0		1-0-0		0-0-		AWAY		0-1-0		0-0-0		1-0-0											
0-0-0		0-0-0		0-0-0		NEUTRAL		0-0-0		0-0-0		0-0-0											
5-1-2		2-0-2		2-0-0		CONFERENCE		1-0-0		0-0-0		0-1-0											
2-0-2		0-0-2		1-0-0		HOME		1-0-0		0-0-0		0-0-0											
3-1-0		2-0-0		1-0-0		AWAY		0-0-0		0-0-0		0-1-0											
0-0-0		0-0-0		0-0-0		NEUTRAL		0-0-0		0-0-0		0-0-0											
RPI	S	Opponent		Score		RPI	S	Opponent		Score		RPI	S	Opponent		Score							
2	H	Maryland		1 1		32	A	Wake Forest		1 0		91	A	Davidson		0 1							
7	A	Boston College		2 0		37	H	Clemson		2 0		92	H	Col. of Charleston		4 2							
11	H	Louisville		2 1								98	H	North Carolina St.		2 1							
13	H	James Madison		4 1																			
17	A	South Carolina		4 0																			
18	H	Old Dominion		3 0																			
22	H	Duke		2 2																			
24	A	Virginia		3 0																			
<hr/>																							
LAST 10 GAMES																							
7 A Boston College						2 0						92 H Col. of Charleston						4 2					
98 H North Carolina St.						2 1						37 H Clemson						2 0					
17 A South Carolina						4 0						178 H UNC Asheville						2 1					
2 H Maryland						1 1						22 H Duke						2 2					
91 A Davidson						0 1						18 H Old Dominion						3 0					

Non-Div. I Games:

North Carolina

Average RPI Win:		71	WON-LOST RECORD		WINNING PCT. RANK	LAST 10 GAMES	STRENGTH OF SCHEDULE		OPP. STRENGTH OF SCHEDULE	TEAM RPI	ADJ RPI	CONF. RPI	ADJ CONF. RPI				
Average RPI Loss:		62															
DIV. I ONLY			12-3-3		.75	12	7-1-2		29	17	7	.61162	5	5	4		
DIV. I NON-CONF.			5-2-1		.6875	38	1-0-0		21	32	13	.60236	13	6	5		
TOTALS		RPI 1-25		RPI 26-50		W-L RECORDS		RPI 51-100		RPI 101-150		RPI 150+					
12-3-3		3-0-1		4-1-1		OVERALL		2-2-1		0-0-0		3-0-0					
7-2-1		2-0-1		1-0-0		HOME		2-2-0		0-0-0		2-0-0					
5-0-2		1-0-0		3-0-1		AWAY		0-0-1		0-0-0		1-0-0					
0-1-0		0-0-0		0-1-0		NEUTRAL		0-0-0		0-0-0		0-0-0					
5-2-1		1-0-0		3-1-0		NON-CONFERENCE		0-1-1		0-0-0		1-0-0					
3-1-0		1-0-0		1-0-0		HOME		0-1-0		0-0-0		1-0-0					
2-0-1		0-0-0		2-0-		AWAY		0-0-1		0-0-0		0-0-0					
0-1-0		0-0-0		0-1-0		NEUTRAL		0-0-0		0-0-0		0-0-0					
7-1-2		2-0-1		1-0-1		CONFERENCE		2-1-0		0-0-0		2-0-0					
4-1-1		1-0-1		0-0-0		HOME		2-1-0		0-0-0		1-0-0					
3-0-1		1-0-0		1-0-1		AWAY		0-0-0		0-0-0		1-0-0					
0-0-0		0-0-0		0-0-0		NEUTRAL		0-0-0		0-0-0		0-0-0					
RPI	S	Opponent		Score		RPI	S	Opponent		Score		RPI	S	Opponent		Score	
8	H	UC Irvine		2	0	26	A	West Virginia		2	1	70	A	Dartmouth		3	3
11	A	Louisville		3	1	27	N	Bradley		1	2	72	H	Villanova		0	1
15	H	St. John's (NY)		3	2	30	A	Rutgers		0	0	72	H	Villanova		2	1
25	H	Providence		1	1	32	A	Wake Forest		2	0	86	H	Saint Louis		1	2
						40	H	Georgia St.		1	0	96	H	DePaul		2	0
						50	A	Fla. Gulf Coast		2	0						
LAST 10 GAMES																	
						72	H	Villanova		0	1	177	A	Syracuse		3	2
						30	A	Rutgers		0	0	96	H	DePaul		2	0
						152	H	Cincinnati		3	0	15	H	St. John's (NY)		3	2
						72	H	Villanova		2	1	50	A	Fla. Gulf Coast		2	0
						11	A	Louisville		3	1	25	H	Providence		1	1

Non-Div. I Games:

South Fla.

Average RPI Win:	104	WON-LOST	WINNING	LAST 10	STRENGTH OF	OPP. STRENGTH	TEAM	ADJ	CONF.	ADJ CONF.					
Average RPI Loss:	0	RECORD	PCT. RANK	GAMES	SCHEDULE	OF SCHEDULE	RPI	RPI	RPI	RPI					
DIV. I ONLY		16-0-2	.94444	1	9-0-0	136	45	5	.6106	6	10	10			
DIV. I NON-CONF.		6-0-2	.875	7	0-0-0	116	27	14	.59578	16	10	11			
<hr/>															
TOTALS	RPI 1-25		RPI 26-50		W-L RECORDS		RPI 51-100		RPI 101-150		RPI 150+				
16-0-2	0-0-1		2-0-0		OVERALL		5-0-1		5-0-0		4-0-0				
9-0-0	0-0-0		1-0-0		HOME		3-0-0		4-0-0		1-0-0				
6-0-2	0-0-1		1-0-0		AWAY		2-0-1		1-0-0		2-0-0				
1-0-0	0-0-0		0-0-0		NEUTRAL		0-0-0		0-0-0		1-0-0				
6-0-2	0-0-1		1-0-0		NON-CONFERENCE		2-0-1		2-0-0		1-0-0				
4-0-0	0-0-0		1-0-0		HOME		1-0-0		2-0-0		0-0-0				
1-0-2	0-0-1		0-0-		AWAY		1-0-1		0-0-0		0-0-0				
1-0-0	0-0-0		0-0-0		NEUTRAL		0-0-0		0-0-0		1-0-0				
10-0-0	0-0-0		1-0-0		CONFERENCE		3-0-0		3-0-0		3-0-0				
5-0-0	0-0-0		0-0-0		HOME		2-0-0		2-0-0		1-0-0				
5-0-0	0-0-0		1-0-0		AWAY		1-0-0		1-0-0		2-0-0				
0-0-0	0-0-0		0-0-0		NEUTRAL		0-0-0		0-0-0		0-0-0				
<hr/>															
RPI	S	Opponent	Score	RPI	S	Opponent	Score	RPI	S	Opponent	Score	RPI	S	Opponent	Score
21	A	Akron	1 1	45	H	Cal St. Northridge	3 1	51	H	Columbia	5 1	101	A	Denver	3 2
				46	A	CSU Bakersfield	2 0	66	A	Air Force	2 1	101	H	Denver	6 0
								66	H	Air Force	1 0	110	H	Loyola Marymount	2 0
								83	H	Sacramento St.	2 0	119	H	San Jose St.	1 0
								89	A	Cal Poly	0 0	133	H	Towson	2 0
								95	A	Santa Clara	2 0	151	A	UNLV	2 1
												151	H	UNLV	3 0
												168	A	Seattle	2 1
												177	N	Syracuse	2 1
<hr/>															
LAST 10 GAMES															
151 H UNLV 3 0 66 H Air Force 1 0															
119 H San Jose St. 1 0 101 H Denver 6 0															
83 H Sacramento St. 2 0 66 A Air Force 2 1															
46 A CSU Bakersfield 2 0 101 A Denver 3 2															
168 A Seattle 2 1 151 A UNLV 2 1															

Non-Div. I Games:

New Mexico

Average RPI Win:	84	WON-LOST RECORD	WINNING PCT. RANK	LAST 10 GAMES	STRENGTH OF SCHEDULE	OPP. STRENGTH OF SCHEDULE	TEAM RPI	ADJ RPI	CONF. RPI	ADJ CONF. RPI				
Average RPI Loss:	29													
DIV. I ONLY		12-5-0	.70588	23	7-3-0	8	27	6	.60775	7	1	1		
DIV. I NON-CONF.		8-1-0	.88889	5	4-0-0	29	92	5	.63762	6	1	1		
<hr/>														
TOTALS	RPI 1-25	RPI 26-50		W-L RECORDS		RPI 51-100		RPI 101-150		RPI 150+				
12-5-0	2-3-0	3-1-0		OVERALL		2-1-0		2-0-0		3-0-0				
7-2-0	1-2-0	2-0-0		HOME		0-0-0		2-0-0		2-0-0				
5-3-0	1-1-0	1-1-0		AWAY		2-1-0		0-0-0		1-0-0				
0-0-0	0-0-0	0-0-0		NEUTRAL		0-0-0		0-0-0		0-0-0				
<hr/>														
8-1-0	0-1-0	2-0-0		NON-CONFERENCE		2-0-0		2-0-0		2-0-0				
4-1-0	0-1-0	1-0-0		HOME		0-0-0		2-0-0		1-0-0				
4-0-0	0-0-0	1-0-		AWAY		2-0-0		0-0-0		1-0-0				
0-0-0	0-0-0	0-0-0		NEUTRAL		0-0-0		0-0-0		0-0-0				
<hr/>														
4-4-0	2-2-0	1-1-0		CONFERENCE		0-1-0		0-0-0		1-0-0				
3-1-0	1-1-0	1-0-0		HOME		0-0-0		0-0-0		1-0-0				
1-3-0	1-1-0	0-1-0		AWAY		0-1-0		0-0-0		0-0-0				
0-0-0	0-0-0	0-0-0		NEUTRAL		0-0-0		0-0-0		0-0-0				
<hr/>														
RPI	S	Opponent	Score		RPI	S	Opponent	Score		RPI	S	Opponent	Score	
2	A	Maryland	0	4	28	A	Brown	2	0	70	A	Dartmouth	2	0
3	H	Connecticut	0	2	32	H	Wake Forest	2	0	90	A	Boston U.	1	0
4	H	North Carolina	0	2	36	H	Fairfield	2	1	98	A	North Carolina St.	1	2
22	H	Duke	2	1	37	A	Clemson	0	2					
24	A	Virginia	2	1										
<hr/>														
LAST 10 GAMES														
4	H	North Carolina	0	2	160	H	Harvard	2	0					
24	A	Virginia	2	1	32	H	Wake Forest	2	0					
22	H	Duke	2	1	98	A	North Carolina St.	1	2					
90	A	Boston U.	1	0	28	A	Brown	2	0					
37	A	Clemson	0	2	155	A	Rhode Island	1	0					

Non-Div. I Games:

Boston College

Average RPI Win:	80	WON-LOST RECORD	WINNING PCT. RANK	LAST 10 GAMES	STRENGTH OF SCHEDULE	OPP. STRENGTH OF SCHEDULE	TEAM RPI	ADJ RPI	CONF. RPI	ADJ CONF. RPI				
DIV. I ONLY		14-5-1	.725	16	6-3-1	50	7	12	.60332	8	2	2		
DIV. I NON-CONF.		8-2-0	.8	14	0-1-0	62	19	11	.60483	12	2	2		
<hr/>														
TOTALS	RPI 1-25	RPI 26-50		W-L RECORDS		RPI 51-100		RPI 101-150		RPI 150+				
14-5-1	1-2-0	4-2-1		OVERALL		6-1-0		0-0-0		3-0-0				
6-3-0	0-0-0	1-2-0		HOME		3-1-0		0-0-0		2-0-0				
7-2-1	1-2-0	2-0-1		AWAY		3-0-0		0-0-0		1-0-0				
1-0-0	0-0-0	1-0-0		NEUTRAL		0-0-0		0-0-0		0-0-0				
8-2-0	0-2-0	2-0-0		NON-CONFERENCE		3-0-0		0-0-0		3-0-0				
4-0-0	0-0-0	0-0-0		HOME		2-0-0		0-0-0		2-0-0				
3-2-0	0-2-0	1-0-		AWAY		1-0-0		0-0-0		1-0-0				
1-0-0	0-0-0	1-0-0		NEUTRAL		0-0-0		0-0-0		0-0-0				
6-3-1	1-0-0	2-2-1		CONFERENCE		3-1-0		0-0-0		0-0-0				
2-3-0	0-0-0	1-2-0		HOME		1-1-0		0-0-0		0-0-0				
4-0-1	1-0-0	1-0-1		AWAY		2-0-0		0-0-0		0-0-0				
0-0-0	0-0-0	0-0-0		NEUTRAL		0-0-0		0-0-0		0-0-0				
RPI	S	Opponent	Score		RPI	S	Opponent	Score		RPI	S	Opponent	Score	
1	A	Creighton	1	3	34	A	UC Riverside	5	1	55	H	Drake	2	1
5	A	South Fla.	0	2	34	H	UC Riverside	2	3	64	A	Cal St. Fullerton	2	1
10	A	UC Santa Barbara	2	0	38	A	Wisconsin	3	2	64	H	Cal St. Fullerton	1	0
					45	A	Cal St. Northridge	0	0	78	A	Ill.-Chicago	4	2
					45	H	Cal St. Northridge	2	0	79	H	San Diego	1	0
					49	H	UC Davis	1	2	89	A	Cal Poly	1	0
					50	N	Fla. Gulf Coast	2	1	89	H	Cal Poly	0	1
					LAST 10 GAMES									
					89	A	Cal Poly	1	0	1	A	Creighton	1	3
					34	H	UC Riverside	2	3	34	A	UC Riverside	5	1
					45	A	Cal St. Northridge	0	0	45	H	Cal St. Northridge	2	0
					64	H	Cal St. Fullerton	1	0	64	A	Cal St. Fullerton	2	1
					49	H	UC Davis	1	2	10	A	UC Santa Barbara	2	0

Non-Div. I Games:

UC Irvine

Average RPI Win:		108	WON-LOST RECORD		WINNING PCT. RANK		LAST 10 GAMES		STRENGTH OF SCHEDULE		OPP. STRENGTH OF SCHEDULE		TEAM RPI		ADJ RPI		CONF. RPI		ADJ CONF. RPI					
Average RPI Loss:		27																						
DIV. I ONLY			13-3-2		.77778		8		6-2-2		75		74		16		.59843		9		20		20	
DIV. I NON-CONF.			7-2-0		.77778		17		0-1-0		13		8		6		.64917		5		18		17	
TOTALS		RPI 1-25		RPI 26-50		W-L RECORDS		RPI 51-100		RPI 101-150		RPI 150+												
13-3-2		2-2-0		1-0-0		OVERALL		4-1-0		2-0-1		4-0-1												
7-0-0		0-0-0		0-0-0		HOME		2-0-0		2-0-0		3-0-0												
6-3-2		2-2-0		1-0-0		AWAY		2-1-0		0-0-1		1-0-1												
0-0-0		0-0-0		0-0-0		NEUTRAL		0-0-0		0-0-0		0-0-0												
7-2-0		2-2-0		1-0-0		NON-CONFERENCE		2-0-0		2-0-0		0-0-0												
3-0-0		0-0-0		0-0-0		HOME		1-0-0		2-0-0		0-0-0												
4-2-0		2-2-0		1-0-		AWAY		1-0-0		0-0-0		0-0-0												
0-0-0		0-0-0		0-0-0		NEUTRAL		0-0-0		0-0-0		0-0-0												
6-1-2		0-0-0		0-0-0		CONFERENCE		2-1-0		0-0-1		4-0-1												
4-0-0		0-0-0		0-0-0		HOME		1-0-0		0-0-0		3-0-0												
2-1-2		0-0-0		0-0-0		AWAY		1-1-0		0-0-1		1-0-1												
0-0-0		0-0-0		0-0-0		NEUTRAL		0-0-0		0-0-0		0-0-0												
RPI	S	Opponent		Score		RPI	S	Opponent		Score		RPI	S	Opponent		Score		RPI	S	Opponent		Score		
2	A	Maryland		1	3	37	A	Clemson		3	1	61	A	Fordham		0	1	125	H	Campbell		2	0	
17	A	South Carolina		1	2							62	H	Xavier		1	0	131	A	La Salle		2	2	
20	A	Coastal Caro.		2	1							86	A	Saint Louis		2	1	132	H	UNC Wilmington		2	0	
24	A	Virginia		2	1							87	A	Elon		3	0	155	A	Rhode Island		1	1	
												93	H	UNC Greensboro		1	0	170	H	Dayton		1	0	
																		175	H	Duquesne		1	0	
																		190	A	Massachusetts		2	1	
																		199	H	St. Bonaventure		5	1	
						LAST 10 GAMES																		
						86	A	Saint Louis		2	1	175	H	Duquesne		1	0							
						170	H	Dayton		1	0	199	H	St. Bonaventure		5	1							
						62	H	Xavier		1	0	155	A	Rhode Island		1	1							
						61	A	Fordham		0	1	190	A	Massachusetts		2	1							
						131	A	La Salle		2	2	2	A	Maryland		1	3							

Non-Div. I Games:

Charlotte

Average RPI Win:		66	WON-LOST RECORD		WINNING PCT. RANK	LAST 10 GAMES		STRENGTH OF SCHEDULE		OPP. STRENGTH OF SCHEDULE	TEAM RPI	ADJ RPI	CONF. RPI	ADJ CONF. RPI			
Average RPI Loss:		36															
DIV. I ONLY			13-5-1		.71053	22		7-3-0		33	6	11	.59605	10	2	2	
DIV. I NON-CONF.			7-1-1		.83333	9		1-0-0		37	17	8	.62568	8	2	2	
TOTALS		RPI 1-25		RPI 26-50		W-L RECORDS		RPI 51-100		RPI 101-150		RPI 150+					
13-5-1		2-2-0		4-2-0		OVERALL		6-1-1		0-0-0		1-0-0					
8-2-1		1-1-0		2-1-0		HOME		4-0-1		0-0-0		1-0-0					
4-3-0		1-1-0		2-1-0		AWAY		1-1-0		0-0-0		0-0-0					
1-0-0		0-0-0		0-0-0		NEUTRAL		1-0-0		0-0-0		0-0-0					
7-1-1		2-1-0		1-0-0		NON-CONFERENCE		3-0-1		0-0-0		1-0-0					
5-0-1		1-0-0		1-0-0		HOME		2-0-1		0-0-0		1-0-0					
1-1-0		1-1-0		0-0-		AWAY		0-0-0		0-0-0		0-0-0					
1-0-0		0-0-0		0-0-0		NEUTRAL		1-0-0		0-0-0		0-0-0					
6-4-0		0-1-0		3-2-0		CONFERENCE		3-1-0		0-0-0		0-0-0					
3-2-0		0-1-0		1-1-0		HOME		2-0-0		0-0-0		0-0-0					
3-2-0		0-0-0		2-1-0		AWAY		1-1-0		0-0-0		0-0-0					
0-0-0		0-0-0		0-0-0		NEUTRAL		0-0-0		0-0-0		0-0-0					
RPI	S	Opponent		Score		RPI	S	Opponent		Score		RPI	S	Opponent		Score	
8	H	UC Irvine		0 2		26	H	West Virginia		2 0		64	A	Cal St. Fullerton		4 3	
16	A	UCLA		2 3		34	A	UC Riverside		1 3		64	H	Cal St. Fullerton		6 0	
21	H	Akron		3 2		34	H	UC Riverside		2 3		72	H	Villanova		0 0	
22	A	Duke		3 2		45	A	Cal St. Northridge		3 2		79	H	San Diego		3 0	
						49	A	UC Davis		2 1		83	H	Sacramento St.		2 0	
						49	H	UC Davis		3 1		89	A	Cal Poly		1 2	
												89	H	Cal Poly		2 0	
												98	N	North Carolina St.		1 0	
LAST 10 GAMES																	
						89	H	Cal Poly		2 0		89	A	Cal Poly		1 2	
						45	A	Cal St. Northridge		3 2		64	H	Cal St. Fullerton		6 0	
						64	A	Cal St. Fullerton		4 3		49	A	UC Davis		2 1	
						49	H	UC Davis		3 1		21	H	Akron		3 2	
						34	H	UC Riverside		2 3		8	H	UC Irvine		0 2	

Non-Div. I Games:

UC Santa Barbara

Average RPI Win:	83	WON-LOST RECORD	WINNING PCT. RANK	LAST 10 GAMES	STRENGTH OF SCHEDULE	OPP. STRENGTH OF SCHEDULE	TEAM RPI	ADJ RPI	CONF. RPI	ADJ CONF. RPI		
DIV. I ONLY		12-5-2	.68421	28	6-2-2	10	21	8	.59473	11	5	4
DIV. I NON-CONF.		7-1-0	.875	7	1-0-0	12	34	2	.66506	2	6	5
<hr/>												
TOTALS	RPI 1-25	RPI 26-50		W-L RECORDS		RPI 51-100		RPI 101-150		RPI 150+		
12-5-2	3-4-0	2-1-1		OVERALL		3-0-0		1-0-0		3-0-1		
6-2-2	2-2-0	0-0-1		HOME		0-0-0		1-0-0		3-0-1		
6-3-0	1-2-0	2-1-0		AWAY		3-0-0		0-0-0		0-0-0		
0-0-0	0-0-0	0-0-0		NEUTRAL		0-0-0		0-0-0		0-0-0		
7-1-0	2-1-0	2-0-0		NON-CONFERENCE		0-0-0		1-0-0		2-0-0		
4-0-0	1-0-0	0-0-0		HOME		0-0-0		1-0-0		2-0-0		
3-1-0	1-1-0	2-0-		AWAY		0-0-0		0-0-0		0-0-0		
0-0-0	0-0-0	0-0-0		NEUTRAL		0-0-0		0-0-0		0-0-0		
5-4-2	1-3-0	0-1-1		CONFERENCE		3-0-0		0-0-0		1-0-1		
2-2-2	1-2-0	0-0-1		HOME		0-0-0		0-0-0		1-0-1		
3-2-0	0-1-0	0-1-0		AWAY		3-0-0		0-0-0		0-0-0		
0-0-0	0-0-0	0-0-0		NEUTRAL		0-0-0		0-0-0		0-0-0		
RPI	S	Opponent	Score	RPI	S	Opponent	Score	RPI	S	Opponent	Score	
3	H	Connecticut	0 1	30	H	Rutgers	1 1	53	A	Marquette	1 0	
4	A	North Carolina	1 2	32	A	Wake Forest	2 0	72	A	Villanova	2 0	
5	H	South Fla.	1 3	39	A	Notre Dame	0 1	96	A	DePaul	1 0	
15	A	St. John's (NY)	0 1	43	A	Ohio St.	1 0					
16	H	UCLA	2 0									
19	A	Indiana	3 2									
25	H	Providence	5 0									
				LAST 10 GAMES								
				53	A	Marquette	1 0	5	H	South Fla.	1 3	
				25	H	Providence	5 0	15	A	St. John's (NY)	0 1	
				72	A	Villanova	2 0	152	H	Cincinnati	4 0	
				96	A	DePaul	1 0	177	H	Syracuse	0 0	
				30	H	Rutgers	1 1	19	A	Indiana	3 2	

Non-Div. I Games:

Louisville

Average RPI Win:	84	WON-LOST RECORD	WINNING PCT. RANK	LAST 10 GAMES	STRENGTH OF SCHEDULE	OPP. STRENGTH OF SCHEDULE	TEAM RPI	ADJ RPI	CONF. RPI	ADJ CONF. RPI	
DIV. I ONLY	12-4-1	.73529	15	7-3-0	47	51	15	.59316	13	6	6
DIV. I NON-CONF.	4-1-1	.75	23	0-0-0	27	111	12	.59658	15	4	4
<hr/>											
TOTALS	RPI 1-25	RPI 26-50		W-L RECORDS	RPI 51-100		RPI 101-150		RPI 150+		
12-4-1	1-1-0	3-0-0		OVERALL	3-2-0		4-1-1		1-0-0		
9-0-0	1-0-0	1-0-0		HOME	2-0-0		4-0-0		1-0-0		
3-4-1	0-1-0	2-0-0		AWAY	1-2-0		0-1-1		0-0-0		
0-0-0	0-0-0	0-0-0		NEUTRAL	0-0-0		0-0-0		0-0-0		
<hr/>											
4-1-1	0-1-0	1-0-0		NON-CONFERENCE	1-0-0		1-0-1		1-0-0		
4-0-0	0-0-0	1-0-0		HOME	1-0-0		1-0-0		1-0-0		
0-1-1	0-1-0	0-0-		AWAY	0-0-0		0-0-1		0-0-0		
0-0-0	0-0-0	0-0-0		NEUTRAL	0-0-0		0-0-0		0-0-0		
<hr/>											
8-3-0	1-0-0	2-0-0		CONFERENCE	2-2-0		3-1-0		0-0-0		
5-0-0	1-0-0	0-0-0		HOME	1-0-0		3-0-0		0-0-0		
3-3-0	0-0-0	2-0-0		AWAY	1-2-0		0-1-0		0-0-0		
0-0-0	0-0-0	0-0-0		NEUTRAL	0-0-0		0-0-0		0-0-0		
<hr/>											
RPI S	Opponent	Score	RPI S	Opponent	Score	RPI S	Opponent	Score	RPI S	Opponent	Score
4 A	North Carolina	1 4	26 H	West Virginia	2 0	54 A	VCU	1 2	103 H	George Mason	2 1
18 H	Old Dominion	3 2	29 A	William & Mary	1 0	56 A	Delaware	3 2	120 A	Drexel	0 2
			40 A	Georgia St.	1 0	60 H	Northeastern	2 0	132 H	UNC Wilmington	1 0
						73 A	Hofstra	0 3	133 H	Towson	3 0
						88 H	Lafayette	1 0	148 A	Longwood	3 3
									149 H	Fla. Atlantic	1 0
									178 H	UNC Asheville	4 1
<hr/>											
LAST 10 GAMES											
			73 A	Hofstra	0 3		103 H	George Mason	2 1		
			120 A	Drexel	0 2		54 A	VCU	1 2		
			18 H	Old Dominion	3 2		56 A	Delaware	3 2		
			40 A	Georgia St.	1 0		132 H	UNC Wilmington	1 0		
			29 A	William & Mary	1 0		60 H	Northeastern	2 0		

Non-Div. I Games:

James Madison

Average RPI Win: 86		WON-LOST	WINNING	LAST 10	STRENGTH OF		OPP. STRENGTH	TEAM	ADJ	CONF.	ADJ CONF.				
Average RPI Loss: 38		RECORD	PCT. RANK	GAMES	SCHEDULE		OF SCHEDULE	RPI	RPI	RPI	RPI				
DIV. I ONLY		12-3-3	.75	12	7-2-1		36	38	10	.5907	14	3	3		
DIV. I NON-CONF.		6-2-2	.7	33	1-1-0		50	82	23	.57108	26	3	3		
TOTALS		RPI 1-25	RPI 26-50		W-L RECORDS		RPI 51-100		RPI 101-150		RPI 150+				
12-3-3		1-1-0	3-1-1		OVERALL		3-1-1		4-0-1		1-0-0				
7-1-3		0-1-0	3-0-1		HOME		1-0-1		2-0-1		1-0-0				
5-1-0		1-0-0	0-1-0		AWAY		2-0-0		2-0-0		0-0-0				
0-1-0		0-0-0	0-0-0		NEUTRAL		0-1-0		0-0-0		0-0-0				
6-2-2		0-0-0	1-1-1		NON-CONFERENCE		1-1-1		3-0-0		1-0-0				
5-0-2		0-0-0	1-0-1		HOME		1-0-1		2-0-0		1-0-0				
1-1-0		0-0-0	0-0-		AWAY		0-0-0		1-0-0		0-0-0				
0-1-0		0-0-0	0-0-0		NEUTRAL		0-1-0		0-0-0		0-0-0				
6-1-1		1-1-0	2-0-0		CONFERENCE		2-0-0		1-0-1		0-0-0				
2-1-1		0-1-0	2-0-0		HOME		0-0-0		0-0-1		0-0-0				
4-0-0		1-0-0	0-0-0		AWAY		2-0-0		1-0-0		0-0-0				
0-0-0		0-0-0	0-0-0		NEUTRAL		0-0-0		0-0-0		0-0-0				
RPI S	Opponent	Score		RPI S	Opponent	Score		RPI S	Opponent	Score		RPI S	Opponent	Score	
12 A	SMU	1	0	35 H	Memphis	1	0	52 N	Portland	2	3	102 A	Tulsa	2	1
17 H	South Carolina	0	1	37 H	Clemson	2	1	54 H	VCU	2	1	113 H	FIU	0	0
				40 H	Georgia St.	1	1	69 A	Kentucky	3	2	139 H	American	2	0
				42 H	UCF	1	0	71 A	Marshall	3	2	141 H	Milwaukee	2	1
				44 A	Washington	1	2	78 H	Ill.-Chicago	1	1	142 A	Mercer	2	0
												185 H	Oral Roberts	6	1
LAST 10 GAMES															
				102 A	Tulsa	2	1	42 H	UCF	1	0				
				113 H	FIU	0	0	139 H	American	2	0				
				12 A	SMU	1	0	69 A	Kentucky	3	2				
				71 A	Marshall	3	2	17 H	South Carolina	0	1				
				35 H	Memphis	1	0	44 A	Washington	1	2				

Non-Div. I Games:

UAB

Average RPI Win:	72	WON-LOST RECORD	WINNING PCT. RANK	LAST 10 GAMES	STRENGTH OF SCHEDULE	OPP. STRENGTH OF SCHEDULE	TEAM RPI	ADJ RPI	CONF. RPI	ADJ CONF. RPI		
DIV. I ONLY		12-6-2	.65	38	5-4-1	7	15	13	.5903	15	5	4
DIV. I NON-CONF.		6-1-2	.77778	17	0-0-1	14	10	7	.63227	7	6	5
<hr/>												
TOTALS	RPI 1-25	RPI 26-50		W-L RECORDS		RPI 51-100		RPI 101-150		RPI 150+		
12-6-2	1-3-1	5-1-1		OVERALL		4-1-0		0-0-0		2-1-0		
7-1-2	1-0-1	3-1-1		HOME		2-0-0		0-0-0		1-0-0		
5-4-0	0-2-0	2-0-0		AWAY		2-1-0		0-0-0		1-1-0		
0-1-0	0-1-0	0-0-0		NEUTRAL		0-0-0		0-0-0		0-0-0		
6-1-2	0-1-1	2-0-1		NON-CONFERENCE		3-0-0		0-0-0		1-0-0		
3-0-2	0-0-1	1-0-1		HOME		1-0-0		0-0-0		1-0-0		
3-0-0	0-0-0	1-0-		AWAY		2-0-0		0-0-0		0-0-0		
0-1-0	0-1-0	0-0-0		NEUTRAL		0-0-0		0-0-0		0-0-0		
6-5-0	1-2-0	3-1-0		CONFERENCE		1-1-0		0-0-0		1-1-0		
4-1-0	1-0-0	2-1-0		HOME		1-0-0		0-0-0		0-0-0		
2-4-0	0-2-0	1-0-0		AWAY		0-1-0		0-0-0		1-1-0		
0-0-0	0-0-0	0-0-0		NEUTRAL		0-0-0		0-0-0		0-0-0		
RPI S	Opponent	Score		RPI S	Opponent	Score		RPI S	Opponent	Score		
2 N	Maryland	0	3	26 A	West Virginia	2	0	57 H	Iona	2	0	
3 A	Connecticut	0	2	28 H	Brown	0	0	72 A	Villanova	1	3	
5 A	South Fla.	2	3	29 A	William & Mary	3	0	84 A	Princeton	3	2	
11 H	Louisville	1	0	30 H	Rutgers	0	1	90 A	Boston U.	1	0	
19 H	Indiana	0	0	39 H	Notre Dame	2	1	96 H	DePaul	4	2	
				47 H	Yale	2	0					
				48 H	Georgetown	2	1					
LAST 10 GAMES												
				26 A	West Virginia	2	0	72 A	Villanova	1	3	
				48 H	Georgetown	2	1	11 H	Louisville	1	0	
				152 A	Cincinnati	0	1	177 A	Syracuse	2	1	
				30 H	Rutgers	0	1	5 A	South Fla.	2	3	
				96 H	DePaul	4	2	28 H	Brown	0	0	

Non-Div. I Games:

St. John's (NY)

U
C
L
A

UCLA

Average RPI Win:		71	WON-LOST RECORD		WINNING PCT. RANK		LAST 10 GAMES		STRENGTH OF SCHEDULE		OPP. STRENGTH OF SCHEDULE		TEAM RPI		ADJ RPI		CONF. RPI		ADJ CONF. RPI					
DIV. I ONLY			9-6-2		.58824		66		6-2-1		2		22		21		.58772		17		3		3	
DIV. I NON-CONF.			3-5-1		.38889		141		1-1-0		9		35		71		.53034		64		3		3	
TOTALS		RPI 1-25			RPI 26-50			W-L RECORDS			RPI 51-100			RPI 101-150			RPI 150+							
9-6-2		2-2-0			2-2-1			OVERALL			2-2-1			2-0-0			1-0-0							
5-3-1		1-2-0			0-1-0			HOME			2-0-1			1-0-0			1-0-0							
4-3-0		1-0-0			2-1-0			AWAY			0-2-0			1-0-0			0-0-0							
0-0-1		0-0-0			0-0-1			NEUTRAL			0-0-0			0-0-0			0-0-0							
3-5-1		1-1-0			0-2-1			NON-CONFERENCE			1-2-0			0-0-0			1-0-0							
3-2-0		1-1-0			0-1-0			HOME			1-0-0			0-0-0			1-0-0							
0-3-0		0-0-0			0-0-			AWAY			0-2-0			0-0-0			0-0-0							
0-0-1		0-0-0			0-0-1			NEUTRAL			0-0-0			0-0-0			0-0-0							
6-1-1		1-1-0			2-0-0			CONFERENCE			1-0-1			2-0-0			0-0-0							
2-1-1		0-1-0			0-0-0			HOME			1-0-1			1-0-0			0-0-0							
4-0-0		1-0-0			2-0-0			AWAY			0-0-0			1-0-0			0-0-0							
0-0-0		0-0-0			0-0-0			NEUTRAL			0-0-0			0-0-0			0-0-0							
RPI	S	Opponent			Score		RPI	S	Opponent			Score		RPI	S	Opponent			Score					
4	H	North Carolina			0	4	27	N	Bradley			2	2	69	H	Kentucky			2	1				
9	H	Charlotte			2	1	28	H	Brown			0	2	70	A	Dartmouth			0	3				
12	H	SMU			2	3	35	A	Memphis			3	2	71	H	Marshall			3	1				
14	A	UAB			1	0	37	A	Clemson			0	2	92	A	Col. of Charleston			2	3				
							42	A	UCF			1	0	98	H	North Carolina St.			2	0				
LAST 10 GAMES																								
							69	H	Kentucky			2	2	71	H	Marshall			3	1				
							42	A	UCF			1	0	12	H	SMU			2	3				
							4	H	North Carolina			0	4	14	A	UAB			1	0				
							113	A	FIU			4	3	102	H	Tulsa			2	1				
							98	H	North Carolina St.			2	0	35	A	Memphis			3	2				

Non-Div. I Games:

South Carolina

Average RPI Win:	83	WON-LOST RECORD	WINNING PCT. RANK	LAST 10 GAMES	STRENGTH OF SCHEDULE	OPP. STRENGTH OF SCHEDULE	TEAM RPI	ADJ RPI	CONF. RPI	ADJ CONF. RPI		
Average RPI Loss:	45											
DIV. I ONLY		11-4-1	.71875	20	7-2-1	42	39	17	.58286	18	6	6
DIV. I NON-CONF.		4-1-0	.8	14	0-0-0	19	95	9	.61875	10	4	4
<hr/>												
TOTALS	RPI 1-25	RPI 26-50		W-L RECORDS		RPI 51-100		RPI 101-150		RPI 150+		
11-4-1	0-2-0	3-0-0		OVERALL		5-1-0		2-1-1		1-0-0		
7-0-1	0-0-0	2-0-0		HOME		4-0-0		1-0-1		0-0-0		
3-4-0	0-2-0	1-0-0		AWAY		1-1-0		1-1-0		0-0-0		
1-0-0	0-0-0	0-0-0		NEUTRAL		0-0-0		0-0-0		1-0-0		
<hr/>												
4-1-0	0-1-0	1-0-0		NON-CONFERENCE		2-0-0		0-0-0		1-0-0		
2-0-0	0-0-0	1-0-0		HOME		1-0-0		0-0-0		0-0-0		
1-1-0	0-1-0	0-0-		AWAY		1-0-0		0-0-0		0-0-0		
1-0-0	0-0-0	0-0-0		NEUTRAL		0-0-0		0-0-0		1-0-0		
<hr/>												
7-3-1	0-1-0	2-0-0		CONFERENCE		3-1-0		2-1-1		0-0-0		
5-0-1	0-0-0	1-0-0		HOME		3-0-0		1-0-1		0-0-0		
2-3-0	0-1-0	1-0-0		AWAY		0-1-0		1-1-0		0-0-0		
0-0-0	0-0-0	0-0-0		NEUTRAL		0-0-0		0-0-0		0-0-0		
<hr/>												
RPI S	Opponent	Score	RPI S	Opponent	Score	RPI S	Opponent	Score	RPI S	Opponent	Score	
4 A	North Carolina	0 3	29 A	William & Mary	3 0	54 H	VCU	4 0	103 A	George Mason	0 1	
13 A	James Madison	2 3	33 H	Monmouth	3 1	56 H	Delaware	2 0	120 H	Drexel	1 1	
			40 H	Georgia St.	3 2	60 A	Northeastern	0 2	132 H	UNC Wilmington	3 2	
						73 H	Hofstra	4 1	133 A	Towson	4 2	
						75 H	East Tenn. St.	4 0	196 N	Houston Baptist	6 0	
						87 A	Elon	3 2				
<hr/>												
LAST 10 GAMES												
			120 H	Drexel	1 1		133 A	Towson	4 2			
			60 A	Northeastern	0 2		29 A	William & Mary	3 0			
			13 A	James Madison	2 3		132 H	UNC Wilmington	3 2			
			73 H	Hofstra	4 1		54 H	VCU	4 0			
			40 H	Georgia St.	3 2		56 H	Delaware	2 0			

Non-Div. I Games:

Old Dominion

Average RPI Win:	137	WON-LOST RECORD	WINNING PCT. RANK	LAST 10 GAMES	STRENGTH OF SCHEDULE	OPP. STRENGTH OF SCHEDULE	TEAM RPI	ADJ RPI	CONF. RPI	ADJ CONF. RPI				
DIV. I ONLY		16-2-0	.88889	2	10-0-0	148	146	14	.57901	20	21	21		
DIV. I NON-CONF.		7-2-0	.77778	17	2-0-0	65	77	17	.58535	20	21	21		
<hr/>														
TOTALS	RPI 1-25	RPI 26-50		W-L RECORDS		RPI 51-100		RPI 101-150		RPI 150+				
16-2-0	0-1-0	1-0-0		OVERALL		3-1-0		4-0-0		8-0-0				
8-2-0	0-1-0	1-0-0		HOME		1-1-0		4-0-0		2-0-0				
6-0-0	0-0-0	0-0-0		AWAY		1-0-0		0-0-0		5-0-0				
2-0-0	0-0-0	0-0-0		NEUTRAL		1-0-0		0-0-0		1-0-0				
7-2-0	0-1-0	1-0-0		NON-CONFERENCE		3-1-0		0-0-0		3-0-0				
3-2-0	0-1-0	1-0-0		HOME		1-1-0		0-0-0		1-0-0				
2-0-0	0-0-0	0-0-		AWAY		1-0-0		0-0-0		1-0-0				
2-0-0	0-0-0	0-0-0		NEUTRAL		1-0-0		0-0-0		1-0-0				
9-0-0	0-0-0	0-0-0		CONFERENCE		0-0-0		4-0-0		5-0-0				
5-0-0	0-0-0	0-0-0		HOME		0-0-0		4-0-0		1-0-0				
4-0-0	0-0-0	0-0-0		AWAY		0-0-0		0-0-0		4-0-0				
0-0-0	0-0-0	0-0-0		NEUTRAL		0-0-0		0-0-0		0-0-0				
RPI	S	Opponent	Score		RPI	S	Opponent	Score		RPI	S	Opponent	Score	
9	H	Charlotte	1	2	43	H	Ohio St.	2	0	54	H	VCU	2	1
										58	H	Appalachian St.	0	1
										87	N	Elon	2	1
										92	A	Col. of Charleston	3	2
										117	H	Radford	4	1
										125	H	Campbell	5	1
										137	H	Gardner-Webb	3	1
										147	H	Liberty	3	1
										156	H	George Washington	2	0
										157	A	Wofford	2	1
										158	A	High Point	2	0
										161	A	Winthrop	6	0
										178	A	UNC Asheville	3	0
										188	N	Richmond	10	1
										193	A	Presbyterian	3	0
										203	H	VMI	4	1
LAST 10 GAMES														
					125	H	Campbell	5	1	178	A	UNC Asheville	3	0
					193	A	Presbyterian	3	0	158	A	High Point	2	0
					161	A	Winthrop	6	0	117	H	Radford	4	1
					203	H	VMI	4	1	92	A	Col. of Charleston	3	2
					157	A	Wofford	2	1	147	H	Liberty	3	1

Non-Div. I Games:

Coastal Caro.

Average RPI Win:		105	WON-LOST RECORD		WINNING PCT. RANK		LAST 10 GAMES		STRENGTH OF SCHEDULE		OPP. STRENGTH OF SCHEDULE		TEAM RPI		ADJ RPI		CONF. RPI		ADJ CONF. RPI	
DIV. I ONLY			13-3-3		.76316 10		6-2-1		69		41		18		.57447 21		12		13	
DIV. I NON-CONF.			7-3-3		.65385 49		1-2-1		70		7		30		.55801 33		13		13	
TOTALS		RPI 1-25		RPI 26-50		W-L RECORDS		RPI 51-100		RPI 101-150		RPI 150+								
13-3-3		0-1-1		3-0-1		OVERALL		2-1-1		7-1-0		1-0-0								
7-1-2		0-0-1		2-0-1		HOME		1-1-0		4-0-0		0-0-0								
6-2-0		0-1-0		1-0-0		AWAY		1-0-0		3-1-0		1-0-0								
0-0-1		0-0-0		0-0-0		NEUTRAL		0-0-1		0-0-0		0-0-0								
7-3-3		0-1-1		2-0-1		NON-CONFERENCE		2-1-1		3-1-0		0-0-0								
4-1-2		0-0-1		1-0-1		HOME		1-1-0		2-0-0		0-0-0								
3-2-0		0-1-0		1-0-		AWAY		1-0-0		1-1-0		0-0-0								
0-0-1		0-0-0		0-0-0		NEUTRAL		0-0-1		0-0-0		0-0-0								
6-0-0		0-0-0		1-0-0		CONFERENCE		0-0-0		4-0-0		1-0-0								
3-0-0		0-0-0		1-0-0		HOME		0-0-0		2-0-0		0-0-0								
3-0-0		0-0-0		0-0-0		AWAY		0-0-0		2-0-0		1-0-0								
0-0-0		0-0-0		0-0-0		NEUTRAL		0-0-0		0-0-0		0-0-0								
RPI	S	Opponent		Score		RPI	S	Opponent		Score		RPI	S	Opponent		Score				
6	H	New Mexico		1	1	31	H	Northern Ill.		2	0	64	N	Cal St. Fullerton		0	0			
10	A	UC Santa Barbara		2	3	32	H	Wake Forest		2	2	65	H	Michigan St.		0	1			
						43	H	Ohio St.		3	1	86	A	Saint Louis		4	0			
						45	A	Cal St. Northridge		2	1	89	H	Cal Poly		1	0			
														102 A Tulsa		3	0			
														107 H Hartwick		2	0			
														109 H Penn St.		1	0			
														138 H Cleveland St.		5	0			
														145 A Michigan		0	1			
														146 A Buffalo		5	2			
														149 A Fla. Atlantic		2	0			
														150 H Bowling Green		3	0			
														169 A Western Mich.		3	0			
LAST 10 GAMES																				
149 A Fla. Atlantic						2	0	145 A Michigan						0	1					
65 H Michigan St.						0	1	107 H Hartwick						2	0					
32 H Wake Forest						2	2	109 H Penn St.						1	0					
150 H Bowling Green						3	0	31 H Northern Ill.						2	0					
146 A Buffalo						5	2	10 A UC Santa Barbara						2	3					

Non-Div. I Games:

Akron

Duke				Through Games Of November 6, 2011										
Average RPI Win:	108	WON-LOST RECORD	WINNING PCT. RANK	LAST 10 GAMES	STRENGTH OF SCHEDULE	OPP. STRENGTH OF SCHEDULE	TEAM RPI	ADJ RPI	CONF. RPI	ADJ CONF. RPI				
Average RPI Loss:	25													
DIV. I ONLY		10-6-2	.61111	54	6-2-2	38	8	28	.57286	22	1	1		
DIV. I NON-CONF.		6-3-1	.65	52	4-0-1	106	44	50	.54719	41	1	1		
<hr/>														
TOTALS		RPI 1-25		RPI 26-50		W-L RECORDS		RPI 51-100		RPI 101-150		RPI 150+		
10-6-2		1-5-1		2-0-0		OVERALL		2-1-1		2-0-0		3-0-0		
7-3-1		0-3-0		1-0-0		HOME		1-0-1		2-0-0		3-0-0		
3-3-1		1-2-1		1-0-0		AWAY		1-1-0		0-0-0		0-0-0		
0-0-0		0-0-0		0-0-0		NEUTRAL		0-0-0		0-0-0		0-0-0		
6-3-1		1-2-0		0-0-0		NON-CONFERENCE		1-1-1		2-0-0		2-0-0		
4-2-1		0-2-0		0-0-0		HOME		0-0-1		2-0-0		2-0-0		
2-1-0		1-0-0		0-0-		AWAY		1-1-0		0-0-0		0-0-0		
0-0-0		0-0-0		0-0-0		NEUTRAL		0-0-0		0-0-0		0-0-0		
4-3-1		0-3-1		2-0-0		CONFERENCE		1-0-0		0-0-0		1-0-0		
3-1-0		0-1-0		1-0-0		HOME		1-0-0		0-0-0		1-0-0		
1-2-1		0-2-1		1-0-0		AWAY		0-0-0		0-0-0		0-0-0		
0-0-0		0-0-0		0-0-0		NEUTRAL		0-0-0		0-0-0		0-0-0		
RPI	S	Opponent	Score		RPI	S	Opponent	Score		RPI	S	Opponent	Score	
2	A	Maryland	2	4	32	H	Wake Forest	4	1	87	H	Elon	2	2
4	A	North Carolina	2	2	37	A	Clemson	5	2	91	A	Davidson	1	0
7	A	Boston College	1	2						93	A	UNC Greensboro	2	3
10	H	UC Santa Barbara	2	3						98	H	North Carolina St.	4	2
12	H	SMU	0	1										
23	A	Furman	1	0										
24	H	Virginia	0	1										
<hr/>														
LAST 10 GAMES														
142	H	Mercer	2	0	2	A	Maryland	2	4					
87	H	Elon	2	2	98	H	North Carolina St.	4	2					
154	H	Virginia Tech	2	1	91	A	Davidson	1	0					
178	H	UNC Asheville	3	0	4	A	North Carolina	2	2					
7	A	Boston College	1	2	193	H	Presbyterian	4	1					

Non-Div. I Games:

Duke

Average RPI Win:	116	WON-LOST	WINNING	LAST 10	STRENGTH OF	OPP. STRENGTH	TEAM	ADJ	CONF.	ADJ CONF.	
Average RPI Loss:	58	RECORD	PCT. RANK	GAMES	SCHEDULE	OF SCHEDULE	RPI	RPI	RPI	RPI	
DIV. I ONLY	14-2-4	.8	7	7-1-2	135	68	23	.57243	23	11	11
DIV. I NON-CONF.	9-1-2	.83333	9	2-0-0	126	80	22	.58507	21	12	12
<hr/>											
TOTALS	RPI 1-25	RPI 26-50		W-L RECORDS	RPI 51-100		RPI 101-150		RPI 150+		
14-2-4	0-1-0	2-0-0		OVERALL	5-1-3		2-0-1		5-0-0		
8-1-0	0-1-0	0-0-0		HOME	2-0-0		1-0-0		5-0-0		
4-1-4	0-0-0	1-0-0		AWAY	2-1-3		1-0-1		0-0-0		
2-0-0	0-0-0	1-0-0		NEUTRAL	1-0-0		0-0-0		0-0-0		
<hr/>											
9-1-2	0-1-0	2-0-0		NON-CONFERENCE	2-0-1		1-0-1		4-0-0		
4-1-0	0-1-0	0-0-0		HOME	0-0-0		0-0-0		4-0-0		
3-0-2	0-0-0	1-0-		AWAY	1-0-1		1-0-1		0-0-0		
2-0-0	0-0-0	1-0-0		NEUTRAL	1-0-0		0-0-0		0-0-0		
<hr/>											
5-1-2	0-0-0	0-0-0		CONFERENCE	3-1-2		1-0-0		1-0-0		
4-0-0	0-0-0	0-0-0		HOME	2-0-0		1-0-0		1-0-0		
1-1-2	0-0-0	0-0-0		AWAY	1-1-2		0-0-0		0-0-0		
0-0-0	0-0-0	0-0-0		NEUTRAL	0-0-0		0-0-0		0-0-0		
<hr/>											
RPI S	Opponent	Score	RPI S	Opponent	Score	RPI S	Opponent	Score	RPI S	Opponent	Score
22 H	Duke	0 1	30 N	Rutgers	3 1	58 A	Appalachian St.	0 0	116 A	Jacksonville	1 0
			37 A	Clemson	3 2	75 A	East Tenn. St.	0 0	125 A	Campbell	0 0
						84 N	Princeton	1 0	135 H	Ga. Southern	3 1
						85 A	Stetson	3 1	157 H	Wofford	2 0
						87 H	Elon	3 1	161 H	Winthrop	2 0
						91 A	Davidson	1 0	178 H	UNC Asheville	3 2
						92 A	Col. of Charleston	2 2	181 H	S.C. Upstate	2 1
						92 H	Col. of Charleston	2 1	193 H	Presbyterian	3 1
						93 A	UNC Greensboro	0 2			
<hr/>											
LAST 10 GAMES											
			92 H	Col. of Charleston	2 1	87 H	Elon	3 1			
			157 H	Wofford	2 0	92 A	Col. of Charleston	2 2			
			91 A	Davidson	1 0	135 H	Ga. Southern	3 1			
			58 A	Appalachian St.	0 0	93 A	UNC Greensboro	0 2			
			37 A	Clemson	3 2	181 H	S.C. Upstate	2 1			

Non-Div. I Games:

Furman

Average RPI Win: 101		WON-LOST	WINNING	LAST 10	STRENGTH OF		OPP. STRENGTH	TEAM	ADJ	CONF.	ADJ CONF.
Average RPI Loss: 38		RECORD	PCT. RANK	GAMES	SCHEDULE		OF SCHEDULE	RPI	RPI	RPI	RPI
DIV. I ONLY		11-6-1	.63889	42	6-3-1		51	30	25	.56903	24
DIV. I NON-CONF.		7-3-0	.7	33	3-0-0		115	106	41	.5422	48
TOTALS		RPI 1-25	RPI 26-50		W-L RECORDS		RPI 51-100		RPI 101-150		RPI 150+
11-6-1		2-3-0	2-2-0		OVERALL		1-0-0		3-1-0		3-0-1
7-4-0		1-3-0	0-0-0		HOME		1-0-0		3-1-0		2-0-0
2-1-1		1-0-0	1-1-0		AWAY		0-0-0		0-0-0		0-0-1
2-1-0		0-0-0	1-1-0		NEUTRAL		0-0-0		0-0-0		1-0-0
7-3-0		0-1-0	1-1-0		NON-CONFERENCE		0-0-0		3-1-0		3-0-0
5-2-0		0-1-0	0-0-0		HOME		0-0-0		3-1-0		2-0-0
0-0-0		0-0-0	0-0-		AWAY		0-0-0		0-0-0		0-0-0
2-1-0		0-0-0	1-1-0		NEUTRAL		0-0-0		0-0-0		1-0-0
4-3-1		2-2-0	1-1-0		CONFERENCE		1-0-0		0-0-0		0-0-1
2-2-0		1-2-0	0-0-0		HOME		1-0-0		0-0-0		0-0-0
2-1-1		1-0-0	1-1-0		AWAY		0-0-0		0-0-0		0-0-1
0-0-0		0-0-0	0-0-0		NEUTRAL		0-0-0		0-0-0		0-0-0
RPI S	Opponent	Score	RPI S	Opponent	Score	RPI S	Opponent	Score	RPI S	Opponent	Score
2 H	Maryland	2 1	26 N	West Virginia	0 1	98 H	North Carolina St.	4 1	115 H	Navy	2 0
4 H	North Carolina	0 3	32 A	Wake Forest	3 4				117 H	Radford	4 3
7 H	Boston College	1 2	37 A	Clemson	2 0				139 H	American	2 0
9 H	Charlotte	1 2	38 N	Wisconsin	4 2				147 H	Liberty	0 2
22 A	Duke	1 0							152 N	Cincinnati	1 0
									154 A	Virginia Tech	0 0
									188 H	Richmond	7 1
									200 H	Howard	2 0
LAST 10 GAMES											
	98 H	North Carolina St.	4	1		32 A	Wake Forest	3	4		
	7 H	Boston College	1	2		115 H	Navy	2	0		
	139 H	American	2	0		2 H	Maryland	2	1		
	154 A	Virginia Tech	0	0		37 A	Clemson	2	0		
	200 H	Howard	2	0		4 H	North Carolina	0	3		

Non-Div. I Games:

Virginia

Average RPI Win:	112	WON-LOST RECORD	WINNING PCT. RANK	LAST 10 GAMES	STRENGTH OF SCHEDULE	OPP. STRENGTH OF SCHEDULE	TEAM RPI	ADJ RPI	CONF. RPI	ADJ CONF. RPI	
DIV. I ONLY		10-7-1	.58333 68	4-5-1	20	59	27	.56754 25	5	4	
DIV. I NON-CONF.		5-3-0	.625 58	0-1-0	39	105	31	.55815 32	6	5	
<hr/>											
TOTALS	RPI 1-25	RPI 26-50		W-L RECORDS	RPI 51-100		RPI 101-150		RPI 150+		
10-7-1	0-3-1	3-1-0		OVERALL	1-3-0		2-0-0		4-0-0		
5-3-0	0-0-0	1-1-0		HOME	1-2-0		1-0-0		2-0-0		
5-4-1	0-3-1	2-0-0		AWAY	0-1-0		1-0-0		2-0-0		
0-0-0	0-0-0	0-0-0		NEUTRAL	0-0-0		0-0-0		0-0-0		
<hr/>											
5-3-0	0-1-0	1-0-0		NON-CONFERENCE	1-2-0		1-0-0		2-0-0		
3-1-0	0-0-0	1-0-0		HOME	1-1-0		0-0-0		1-0-0		
2-2-0	0-1-0	0-0-		AWAY	0-1-0		1-0-0		1-0-0		
0-0-0	0-0-0	0-0-0		NEUTRAL	0-0-0		0-0-0		0-0-0		
<hr/>											
5-4-1	0-2-1	2-1-0		CONFERENCE	0-1-0		1-0-0		2-0-0		
2-2-0	0-0-0	0-1-0		HOME	0-1-0		1-0-0		1-0-0		
3-2-1	0-2-1	2-0-0		AWAY	0-0-0		0-0-0		1-0-0		
0-0-0	0-0-0	0-0-0		NEUTRAL	0-0-0		0-0-0		0-0-0		
<hr/>											
RPI S	Opponent	Score	RPI S	Opponent	Score	RPI S	Opponent	Score	RPI S	Opponent	Score
1 A	Creighton	0 3	26 A	West Virginia	2 1	53 H	Marquette	1 3	130 A	Quinnipiac	2 1
3 A	Connecticut	1 2	28 H	Brown	1 0	60 H	Northeastern	1 2	144 H	Seton Hall	6 1
5 A	South Fla.	1 1	39 H	Notre Dame	1 2	74 H	Sacred Heart	1 0	152 H	Cincinnati	2 0
11 A	Louisville	0 5	48 A	Georgetown	2 1	90 A	Boston U.	0 1	155 A	Rhode Island	1 0
									176 A	Pittsburgh	1 0
									182 H	Holy Cross	2 0
<hr/>											
			LAST 10 GAMES								
			11 A Louisville 0 5			144 H Seton Hall 6 1					
			48 A Georgetown 2 1			3 A Connecticut 1 2					
			39 H Notre Dame 1 2			53 H Marquette 1 3					
			26 A West Virginia 2 1			90 A Boston U. 0 1					
			176 A Pittsburgh 1 0			5 A South Fla. 1 1					

Non-Div. I Games:

Providence

Average RPI Win:		111	WON-LOST RECORD		WINNING PCT. RANK		LAST 10 GAMES		STRENGTH OF SCHEDULE		OPP. STRENGTH OF SCHEDULE		TEAM RPI		ADJ RPI		CONF. RPI		ADJ CONF. RPI				
DIV. I ONLY				10-7-1	.58333	68	6-4-0		18		37		26		.56333		26	5		4			
DIV. I NON-CONF.				4-3-1	.5625	72	0-1-0		36		57		37		.55438		34	6		5			
TOTALS		RPI 1-25		RPI 26-50		W-L RECORDS		RPI 51-100		RPI 101-150		RPI 150+											
10-7-1		2-6-0		2-0-0		OVERALL		0-1-1		1-0-0		5-0-0											
5-3-0		1-3-0		1-0-0		HOME		0-0-0		0-0-0		3-0-0											
4-4-1		0-3-0		1-0-0		AWAY		0-1-1		1-0-0		2-0-0											
1-0-0		1-0-0		0-0-0		NEUTRAL		0-0-0		0-0-0		0-0-0											
4-3-1		1-3-0		0-0-0		NON-CONFERENCE		0-0-1		0-0-0		3-0-0											
3-0-0		0-0-0		0-0-0		HOME		0-0-0		0-0-0		3-0-0											
0-3-1		0-3-0		0-0-		AWAY		0-0-1		0-0-0		0-0-0											
1-0-0		1-0-0		0-0-0		NEUTRAL		0-0-0		0-0-0		0-0-0											
6-4-0		1-3-0		2-0-0		CONFERENCE		0-1-0		1-0-0		2-0-0											
2-3-0		1-3-0		1-0-0		HOME		0-0-0		0-0-0		0-0-0											
4-1-0		0-0-0		1-0-0		AWAY		0-1-0		1-0-0		2-0-0											
0-0-0		0-0-0		0-0-0		NEUTRAL		0-0-0		0-0-0		0-0-0											
RPI	S	Opponent		Score		RPI	S	Opponent		Score		RPI	S	Opponent		Score		RPI	S	Opponent		Score	
2	A	Maryland		1	3	39	A	Notre Dame		2	0	53	A	Marquette		1	2	144	A	Seton Hall		2	0
3	H	Connecticut		2	0	48	H	Georgetown		1	0	89	A	Cal Poly		0	0	152	A	Cincinnati		1	0
5	H	South Fla.		1	2													164	H	Binghamton		2	1
10	A	UC Santa Barbara		0	2													175	H	Duquesne		3	1
13	A	James Madison		0	2													176	A	Pittsburgh		2	0
15	H	St. John's (NY)		0	2													188	H	Richmond		4	1
24	N	Virginia		1	0																		
25	H	Providence		1	2																		
LAST 10 GAMES																							
15	H	St. John's (NY)		0	2	53	A	Marquette		1	2												
39	A	Notre Dame		2	0	176	A	Pittsburgh		2	0												
144	A	Seton Hall		2	0	48	H	Georgetown		1	0												
25	H	Providence		1	2	152	A	Cincinnati		1	0												
3	H	Connecticut		2	0	13	A	James Madison		0	2												

Non-Div. I Games:

West Virginia

Average RPI Win:		138	WON-LOST RECORD		WINNING PCT. RANK		LAST 10 GAMES		STRENGTH OF SCHEDULE		OPP. STRENGTH OF SCHEDULE		TEAM RPI		ADJ RPI		CONF. RPI		ADJ CONF. RPI	
DIV. I ONLY			13-4-2		.73684 14		7-3-0		85		119		24		.56272 27		7		8	
DIV. I NON-CONF.			9-2-2		.76923 22		3-1-0		90		159		27		.56987 27		9		9	
TOTALS		RPI 1-25		RPI 26-50		W-L RECORDS		RPI 51-100		RPI 101-150		RPI 150+								
13-4-2		1-1-1		0-1-0		OVERALL		1-1-1		5-0-0		6-1-0								
6-2-1		0-1-0		0-1-0		HOME		1-0-1		1-0-0		4-0-0								
6-2-0		0-0-0		0-0-0		AWAY		0-1-0		4-0-0		2-1-0								
1-0-1		1-0-1		0-0-0		NEUTRAL		0-0-0		0-0-0		0-0-0								
9-2-2		1-0-1		0-1-0		NON-CONFERENCE		0-0-1		3-0-0		5-1-0								
4-1-1		0-0-0		0-1-0		HOME		0-0-1		0-0-0		4-0-0								
4-1-0		0-0-0		0-0-		AWAY		0-0-0		3-0-0		1-1-0								
1-0-1		1-0-1		0-0-0		NEUTRAL		0-0-0		0-0-0		0-0-0								
4-2-0		0-1-0		0-0-0		CONFERENCE		1-1-0		2-0-0		1-0-0								
2-1-0		0-1-0		0-0-0		HOME		1-0-0		1-0-0		0-0-0								
2-1-0		0-0-0		0-0-0		AWAY		0-1-0		1-0-0		1-0-0								
0-0-0		0-0-0		0-0-0		NEUTRAL		0-0-0		0-0-0		0-0-0								
RPI	S	Opponent		Score		RPI	S	Opponent		Score		RPI	S	Opponent		Score				
1	H	Creighton		0 1		35	H	Memphis		0 1		55	A	Drake		0 1				
5	N	South Fla.		2 1								67	H	Green Bay		1 1				
17	N	South Carolina		2 2								81	H	Missouri St.		1 0				
														108 A Western Ill.		1 0				
														127 A Evansville		2 1				
														128 A New Hampshire		2 1				
														129 A Butler		4 1				
														140 H SIU Edwardsville		2 1				
														163 H Loyola Chicago		2 1				
														171 H Eastern Ill.		2 1				
														180 A IPFW		1 0				
														184 H UMKC		1 0				
														185 H Oral Roberts		5 2				
														189 A Central Ark.		1 0				
														190 A Massachusetts		1 2				
LAST 10 GAMES																				
						189	A	Central Ark.		1 0		140	H	SIU Edwardsville		2 1				
						185	H	Oral Roberts		5 2		184	H	UMKC		1 0				
						127	A	Evansville		2 1		55	A	Drake		0 1				
						81	H	Missouri St.		1 0		128	A	New Hampshire		2 1				
						1	H	Creighton		0 1		190	A	Massachusetts		1 2				

Non-Div. I Games:

Bradley

Average RPI Win: 111		WON-LOST RECORD		WINNING PCT. RANK		LAST 10 GAMES		STRENGTH OF SCHEDULE		OPP. STRENGTH OF SCHEDULE		TEAM RPI		ADJ RPI		CONF. RPI		ADJ CONF. RPI	
DIV. I ONLY		10-4-2		.6875 27		6-2-2		116		18		37		.56241 28		8		7	
DIV. I NON-CONF.		6-3-1		.65 52		2-1-1		105		23		45		.55423 35		7		7	
TOTALS		RPI 1-25		RPI 26-50		W-L RECORDS		RPI 51-100		RPI 101-150		RPI 150+							
10-4-2		1-2-1		1-0-0		OVERALL		3-2-1		1-0-0		4-0-0							
5-1-0		0-1-0		0-0-0		HOME		3-0-0		1-0-0		1-0-0							
4-2-2		1-1-1		1-0-0		AWAY		0-1-1		0-0-0		2-0-0							
1-1-0		0-0-0		0-0-0		NEUTRAL		0-1-0		0-0-0		1-0-0							
6-3-1		1-2-1		0-0-0		NON-CONFERENCE		1-1-0		1-0-0		3-0-0							
3-1-0		0-1-0		0-0-0		HOME		1-0-0		1-0-0		1-0-0							
2-1-1		1-1-1		0-0-		AWAY		0-0-0		0-0-0		1-0-0							
1-1-0		0-0-0		0-0-0		NEUTRAL		0-1-0		0-0-0		1-0-0							
4-1-1		0-0-0		1-0-0		CONFERENCE		2-1-1		0-0-0		1-0-0							
2-0-0		0-0-0		0-0-0		HOME		2-0-0		0-0-0		0-0-0							
2-1-1		0-0-0		1-0-0		AWAY		0-1-1		0-0-0		1-0-0							
0-0-0		0-0-0		0-0-0		NEUTRAL		0-0-0		0-0-0		0-0-0							
RPI S	Opponent	Score		RPI S	Opponent	Score		RPI S	Opponent	Score		RPI S	Opponent	Score					
7 H	Boston College	0	2	47 A	Yale	1	0	51 A	Columbia	1	2	103 H	George Mason	2	1				
15 A	St. John's (NY)	0	0					63 A	Cornell	1	1	153 H	Temple	2	0				
17 A	South Carolina	2	0					69 N	Kentucky	1	5	160 A	Harvard	1	0				
25 A	Providence	0	1					77 H	Penn	1	0	182 A	Holy Cross	1	0				
								84 H	Princeton	3	2	194 N	Bryant	3	0				
								90 H	Boston U.	2	0								
LAST 10 GAMES																			
				47 A	Yale	1	0	84 H	Princeton	3	2								
				77 H	Penn	1	0	15 A	St. John's (NY)	0	0								
				182 A	Holy Cross	1	0	51 A	Columbia	1	2								
				63 A	Cornell	1	1	7 H	Boston College	0	2								
				160 A	Harvard	1	0	90 H	Boston U.	2	0								

Non-Div. I Games:

Brown

Average RPI Win:		88	WON-LOST RECORD		WINNING PCT. RANK	LAST 10 GAMES		STRENGTH OF SCHEDULE		OPP. STRENGTH OF SCHEDULE	TEAM RPI	ADJ RPI	CONF. RPI	ADJ CONF. RPI			
Average RPI Loss:		35															
DIV. I ONLY			10-8-0		.55556	77	4-5-0		16	32	29	.56084	29	6	6		
DIV. I NON-CONF.			3-4-0		.42857	129	0-1-0		5	39	39	.55232	38	4	4		
TOTALS		RPI 1-25		RPI 26-50		W-L RECORDS		RPI 51-100		RPI 101-150		RPI 150+					
10-8-0		1-3-0		0-3-0		OVERALL		5-2-0		4-0-0		0-0-0					
5-3-0		0-3-0		0-0-0		HOME		4-0-0		1-0-0		0-0-0					
5-3-0		1-0-0		0-2-0		AWAY		1-1-0		3-0-0		0-0-0					
0-2-0		0-0-0		0-1-0		NEUTRAL		0-1-0		0-0-0		0-0-0					
3-4-0		1-1-0		0-2-0		NON-CONFERENCE		2-1-0		0-0-0		0-0-0					
2-1-0		0-1-0		0-0-0		HOME		2-0-0		0-0-0		0-0-0					
1-1-0		1-0-0		0-0-		AWAY		0-0-0		0-0-0		0-0-0					
0-2-0		0-0-0		0-1-0		NEUTRAL		0-1-0		0-0-0		0-0-0					
7-4-0		0-2-0		0-1-0		CONFERENCE		3-1-0		4-0-0		0-0-0					
3-2-0		0-2-0		0-0-0		HOME		2-0-0		1-0-0		0-0-0					
4-2-0		0-0-0		0-1-0		AWAY		1-1-0		3-0-0		0-0-0					
0-0-0		0-0-0		0-0-0		NEUTRAL		0-0-0		0-0-0		0-0-0					
RPI	S	Opponent		Score		RPI	S	Opponent		Score		RPI	S	Opponent		Score	
12	A	SMU		3	2	32	A	Wake Forest		0	1	54	A	VCU		1	0
13	H	James Madison		0	1	33	N	Monmouth		0	1	56	A	Delaware		0	2
15	H	St. John's (NY)		0	3	40	A	Georgia St.		0	1	60	H	Northeastern		3	2
18	H	Old Dominion		0	3							73	H	Hofstra		3	2
												75	N	East Tenn. St.		0	2
												93	H	UNC Greensboro		2	0
												99	H	Loyola Maryland		1	0
						LAST 10 GAMES											
						60	H	Northeastern		3	2	54	A	VCU		1	0
						73	H	Hofstra		3	2	18	H	Old Dominion		0	3
						32	A	Wake Forest		0	1	103	H	George Mason		1	0
						56	A	Delaware		0	2	40	A	Georgia St.		0	1
						13	H	James Madison		0	1	133	A	Towson		1	0

Non-Div. I Games:

William & Mary

Average RPI Win:	115	WON-LOST	WINNING	LAST 10	STRENGTH OF	OPP. STRENGTH	TEAM	ADJ	CONF.	ADJ CONF.			
Average RPI Loss:	26	RECORD	PCT. RANK	GAMES	SCHEDULE	OF SCHEDULE	RPI	RPI	RPI	RPI			
DIV. I ONLY	9-6-3	.58333	68	5-3-2	23	33	33	.56057	30	5	4		
DIV. I NON-CONF.	3-4-1	.4375	127	0-1-0	15	50	59	.53322	59	6	5		
<hr/>													
TOTALS	RPI 1-25	RPI 26-50		W-L RECORDS		RPI 51-100		RPI 101-150		RPI 150+			
9-6-3	1-4-2	0-0-0		OVERALL		3-2-0		2-0-1		3-0-0			
6-3-2	0-2-1	0-0-0		HOME		1-1-0		2-0-1		3-0-0			
3-2-1	1-1-1	0-0-0		AWAY		2-1-0		0-0-0		0-0-0			
0-1-0	0-1-0	0-0-0		NEUTRAL		0-0-0		0-0-0		0-0-0			
3-4-1	0-3-0	0-0-0		NON-CONFERENCE		1-1-0		2-0-1		0-0-0			
2-2-1	0-1-0	0-0-0		HOME		0-1-0		2-0-1		0-0-0			
1-1-0	0-1-0	0-0-		AWAY		1-0-0		0-0-0		0-0-0			
0-1-0	0-1-0	0-0-0		NEUTRAL		0-0-0		0-0-0		0-0-0			
6-2-2	1-1-2	0-0-0		CONFERENCE		2-1-0		0-0-0		3-0-0			
4-1-1	0-1-1	0-0-0		HOME		1-0-0		0-0-0		3-0-0			
2-1-1	1-0-1	0-0-0		AWAY		1-1-0		0-0-0		0-0-0			
0-0-0	0-0-0	0-0-0		NEUTRAL		0-0-0		0-0-0		0-0-0			
RPI S	Opponent	Score		RPI S	Opponent	Score		RPI S	Opponent	Score			
2 A	Maryland	1	2			53 A	Marquette	0	2	120 H	Drexel	3	1
3 H	Connecticut	1	3			57 H	Iona	0	1	126 H	Adelphi	3	3
5 H	South Fla.	0	0			72 H	Villanova	3	2	131 H	La Salle	3	1
11 A	Louisville	1	1			92 A	Col. of Charleston	2	1	152 H	Cincinnati	2	1
15 A	St. John's (NY)	1	0			96 A	DePaul	1	0	176 H	Pittsburgh	3	1
19 H	Indiana	0	2							177 H	Syracuse	2	1
23 N	Furman	1	3										
<hr/>													
LAST 10 GAMES													
3 H Connecticut				1	3	96 A DePaul				1	0		
5 H South Fla.				0	0	72 H Villanova				3	2		
15 A St. John's (NY)				1	0	152 H Cincinnati				2	1		
11 A Louisville				1	1	2 A Maryland				1	2		
177 H Syracuse				2	1	53 A Marquette				0	2		

Non-Div. I Games:

Rutgers

Wake Forest

Through Games Of November 6, 2011

Average RPI Win:	92	WON-LOST RECORD		WINNING PCT. RANK		LAST 10 GAMES		STRENGTH OF SCHEDULE		OPP. STRENGTH OF SCHEDULE		TEAM RPI		ADJ RPI		CONF. RPI		ADJ CONF. RPI					
Average RPI Loss:	23																						
DIV. I ONLY		8-6-4		.55556	77	4-2-3		13		4		32		.55808	32	1		1					
DIV. I NON-CONF.		4-3-3		.55	79	1-1-2		55		11		50		.54269	46	1		1					
<hr/>																							
TOTALS		RPI 1-25		RPI 26-50		W-L RECORDS		RPI 51-100		RPI 101-150		RPI 150+											
8-6-4		1-5-2		2-0-0		OVERALL		2-1-1		1-0-1		2-0-0											
7-4-1		1-3-0		2-0-0		HOME		1-1-0		1-0-1		2-0-0											
1-2-3		0-2-2		0-0-0		AWAY		1-0-1		0-0-0		0-0-0											
0-0-0		0-0-0		0-0-0		NEUTRAL		0-0-0		0-0-0		0-0-0											
4-3-3		0-2-1		1-0-0		NON-CONFERENCE		1-1-1		1-0-1		1-0-0											
4-3-1		0-2-0		1-0-0		HOME		1-1-0		1-0-1		1-0-0											
0-0-2		0-0-1		0-0-		AWAY		0-0-1		0-0-0		0-0-0											
0-0-0		0-0-0		0-0-0		NEUTRAL		0-0-0		0-0-0		0-0-0											
4-3-1		1-3-1		1-0-0		CONFERENCE		1-0-0		0-0-0		1-0-0											
3-1-0		1-1-0		1-0-0		HOME		0-0-0		0-0-0		0-0-0											
1-2-1		0-2-1		0-0-0		AWAY		1-0-0		0-0-0		0-0-0											
0-0-0		0-0-0		0-0-0		NEUTRAL		0-0-0		0-0-0		0-0-0											
RPI	S	Opponent		Score		RPI	S	Opponent		Score		RPI	S	Opponent		Score		RPI	S	Opponent		Score	
2	A	Maryland		1	1	29	H	William & Mary		1	0	87	H	Elon		0	2	124	H	Oregon St.		0	0
4	H	North Carolina		0	1	37	H	Clemson		2	1	91	H	Davidson		4	1	138	H	Cleveland St.		2	1
5	H	South Fla.		0	2							92	A	Col. of Charleston		0	0	154	H	Virginia Tech		1	0
7	A	Boston College		0	2							98	A	North Carolina St.		5	2	161	H	Winthrop		1	0
11	H	Louisville		0	2																		
21	A	Akron		2	2																		
22	A	Duke		1	4																		
24	H	Virginia		4	3																		
<hr/>																							
LAST 10 GAMES																							
2	A	Maryland		1	1	24	H	Virginia		4	3	92	A	Col. of Charleston		0	0	7	A	Boston College		0	2
21	A	Akron		2	2	91	A	Col. of Charleston		0	0	154	H	Virginia Tech		1	0	87	H	Elon		0	2
29	H	William & Mary		1	0	91	H	Davidson		4	1												
98	A	North Carolina St.		5	2																		
87	H	Elon		0	2																		

Non-Div. I Games:

Wake Forest

Average RPI Win: 114		WON-LOST	WINNING	LAST 10	STRENGTH OF		OPP. STRENGTH	TEAM	ADJ	CONF.	ADJ CONF.
Average RPI Loss: 84		RECORD	PCT. RANK	GAMES	SCHEDULE		OF SCHEDULE	RPI	RPI	RPI	RPI
DIV. I ONLY		13-5-0	.72222	17	7-3-0		122	102	31	.55529	33
DIV. I NON-CONF.		6-2-0	.75	23	0-0-0		128	24	32	.56237	31
TOTALS		RPI 1-25	RPI 26-50		W-L RECORDS		RPI 51-100		RPI 101-150		RPI 150+
13-5-0		0-1-0	1-0-0		OVERALL		5-2-0		3-2-0		4-0-0
8-2-0		0-0-0	0-0-0		HOME		3-1-0		3-1-0		2-0-0
4-3-0		0-1-0	0-0-0		AWAY		2-1-0		0-1-0		2-0-0
1-0-0		0-0-0	1-0-0		NEUTRAL		0-0-0		0-0-0		0-0-0
6-2-0		0-1-0	1-0-0		NON-CONFERENCE		3-0-0		1-1-0		1-0-0
4-1-0		0-0-0	0-0-0		HOME		2-0-0		1-1-0		1-0-0
1-1-0		0-1-0	0-0-		AWAY		1-0-0		0-0-0		0-0-0
1-0-0		0-0-0	1-0-0		NEUTRAL		0-0-0		0-0-0		0-0-0
7-3-0		0-0-0	0-0-0		CONFERENCE		2-2-0		2-1-0		3-0-0
4-1-0		0-0-0	0-0-0		HOME		1-1-0		2-0-0		1-0-0
3-2-0		0-0-0	0-0-0		AWAY		1-1-0		0-1-0		2-0-0
0-0-0		0-0-0	0-0-0		NEUTRAL		0-0-0		0-0-0		0-0-0
RPI S	Opponent	Score		RPI S	Opponent	Score		RPI S	Opponent	Score	
18 A	Old Dominion	1	3	29 N	William & Mary	1	0	51 A	Columbia	1	0
								59 A	Fairleigh Dickinson	1	0
								74 A	Sacred Heart	0	1
								76 H	St. Francis (NY)	1	0
								80 H	Central Conn. St.	1	2
								84 H	Princeton	2	1
								90 H	Boston U.	1	0
								105 A	Saint Francis (PA)	0	1
								111 H	Mt. St. Mary's	1	0
								130 H	Quinnipiac	2	0
								143 H	Bucknell	0	2
								144 H	Seton Hall	3	0
								159 H	Long Island	4	0
								173 A	Robert Morris	1	0
								183 H	Saint Peter's	1	0
								194 A	Bryant	2	0
LAST 10 GAMES				LAST 10 GAMES				LAST 10 GAMES			
				111 H	Mt. St. Mary's	1	0	74 A	Sacred Heart	0	1
				105 A	Saint Francis (PA)	0	1	59 A	Fairleigh Dickinson	1	0
				173 A	Robert Morris	1	0	194 A	Bryant	2	0
				76 H	St. Francis (NY)	1	0	80 H	Central Conn. St.	1	2
				130 H	Quinnipiac	2	0	159 H	Long Island	4	0

Non-Div. I Games:

Monmouth

Average RPI Win:	77	WON-LOST	WINNING	LAST 10	STRENGTH OF	OPP. STRENGTH	TEAM	ADJ	CONF.	ADJ CONF.		
Average RPI Loss:	60	RECORD	PCT. RANK	GAMES	SCHEDULE	OF SCHEDULE	RPI	RPI	RPI	RPI		
DIV. I ONLY		9-5-4	.61111	54	3-3-3	71	19	45	.5526	34	2	2
DIV. I NON-CONF.		5-2-1	.6875	38	0-0-0	170	86	82	.51795	80	2	2
<hr/>												
TOTALS	RPI 1-25	RPI 26-50		W-L RECORDS		RPI 51-100		RPI 101-150		RPI 150+		
9-5-4	3-1-0	1-2-1		OVERALL		2-1-2		1-1-1		2-0-0		
5-1-3	1-1-0	1-0-1		HOME		2-0-1		0-0-1		1-0-0		
4-4-1	2-0-0	0-2-0		AWAY		0-1-1		1-1-0		1-0-0		
0-0-0	0-0-0	0-0-0		NEUTRAL		0-0-0		0-0-0		0-0-0		
5-2-1	0-0-0	0-1-0		NON-CONFERENCE		2-0-0		1-1-1		2-0-0		
3-0-1	0-0-0	0-0-0		HOME		2-0-0		0-0-1		1-0-0		
2-2-0	0-0-0	0-0-		AWAY		0-0-0		1-1-0		1-0-0		
0-0-0	0-0-0	0-0-0		NEUTRAL		0-0-0		0-0-0		0-0-0		
4-3-3	3-1-0	1-1-1		CONFERENCE		0-1-2		0-0-0		0-0-0		
2-1-2	1-1-0	1-0-1		HOME		0-0-1		0-0-0		0-0-0		
2-2-1	2-0-0	0-1-0		AWAY		0-1-1		0-0-0		0-0-0		
0-0-0	0-0-0	0-0-0		NEUTRAL		0-0-0		0-0-0		0-0-0		
<hr/>												
RPI S	Opponent	Score	RPI S	Opponent	Score	RPI S	Opponent	Score	RPI S	Opponent	Score	
8 A	UC Irvine	3 2	45 H	Cal St. Northridge	2 1	64 A	Cal St. Fullerton	1 1	110 A	Loyola Marymount	1 4	
8 H	UC Irvine	1 5	46 A	CSU Bakersfield	1 5	64 H	Cal St. Fullerton	1 1	116 A	Jacksonville	2 1	
10 A	UC Santa Barbara	3 2	49 A	UC Davis	0 1	68 H	St. Mary's (CA)	1 0	119 H	San Jose St.	1 1	
10 H	UC Santa Barbara	3 1	49 H	UC Davis	1 1	83 H	Sacramento St.	3 0	151 H	UNLV	2 1	
						89 A	Cal Poly	0 5	201 A	North Florida	2 0	
<hr/>												
LAST 10 GAMES												
49 H UC Davis						64 A Cal St. Fullerton						
8 A UC Irvine						8 H UC Irvine						
64 H Cal St. Fullerton						89 A Cal Poly						
10 A UC Santa Barbara						49 A UC Davis						
45 H Cal St. Northridge						10 H UC Santa Barbara						

Non-Div. I Games:

UC Riverside

Average RPI Win: 109		WON-LOST	WINNING	LAST 10	STRENGTH OF		OPP. STRENGTH	TEAM	ADJ		CONF.	ADJ CONF.
Average RPI Loss: 48		RECORD	PCT. RANK	GAMES	SCHEDULE		OF SCHEDULE	RPI	RPI		RPI	RPI
DIV. I ONLY		11-5-1	.67647	29	6-3-0		120	24	40		.55168	35
DIV. I NON-CONF.		7-1-1	.83333	9	2-0-0		167	69	33		.56635	30
TOTALS		RPI 1-25	RPI 26-50		W-L RECORDS		RPI 51-100		RPI 101-150		RPI 150+	
11-5-1		0-3-0	3-0-0		OVERALL		2-1-1		2-1-0		4-0-0	
6-1-0		0-1-0	1-0-0		HOME		2-0-0		1-0-0		2-0-0	
5-3-0		0-2-0	2-0-0		AWAY		0-1-0		1-0-0		2-0-0	
0-1-1		0-0-0	0-0-0		NEUTRAL		0-0-1		0-1-0		0-0-0	
7-1-1		0-0-0	2-0-0		NON-CONFERENCE		1-0-1		0-1-0		4-0-0	
3-0-0		0-0-0	0-0-0		HOME		1-0-0		0-0-0		2-0-0	
4-0-0		0-0-0	2-0-		AWAY		0-0-0		0-0-0		2-0-0	
0-1-1		0-0-0	0-0-0		NEUTRAL		0-0-1		0-1-0		0-0-0	
4-4-0		0-3-0	1-0-0		CONFERENCE		1-1-0		2-0-0		0-0-0	
3-1-0		0-1-0	1-0-0		HOME		1-0-0		1-0-0		0-0-0	
1-3-0		0-2-0	0-0-0		AWAY		0-1-0		1-0-0		0-0-0	
0-0-0		0-0-0	0-0-0		NEUTRAL		0-0-0		0-0-0		0-0-0	
RPI S	Opponent	Score	RPI S	Opponent	Score	RPI S	Opponent	Score	RPI S	Opponent	Score	
12 A	SMU	1 2	27 A	Bradley	1 0	69 H	Kentucky	2 0	102 A	Tulsa	3 0	
14 A	UAB	0 1	38 A	Wisconsin	2 1	71 A	Marshall	0 3	113 H	FIU	3 0	
17 H	South Carolina	2 3	42 H	UCF	3 2	78 N	Ill.-Chicago	1 1	127 N	Evansville	1 2	
						81 H	Missouri St.	1 0	165 A	Belmont	3 2	
									186 H	Lipscomb	4 1	
									189 A	Central Ark.	2 1	
									192 H	Neb. Omaha	5 0	
LAST 10 GAMES												
12 A	SMU	1 2	102 A	Tulsa	3 0							
42 H	UCF	3 2	192 H	Neb. Omaha	5 0							
189 A	Central Ark.	2 1	113 H	FIU	3 0							
69 H	Kentucky	2 0	71 A	Marshall	0 3							
14 A	UAB	0 1	17 H	South Carolina	2 3							

Non-Div. I Games:

Memphis

Average RPI Win:	145	WON-LOST	WINNING	LAST 10	STRENGTH OF	OPP. STRENGTH	TEAM	ADJ	CONF.	ADJ CONF.				
Average RPI Loss:	54	RECORD	PCT. RANK	GAMES	SCHEDULE	OF SCHEDULE	RPI	RPI	RPI	RPI				
DIV. I ONLY	11-4-1	.71875	20	9-0-1	113	120	36	.55129	36	18	19			
DIV. I NON-CONF.	1-4-0	.2	184	0-0-0	28	3	136	.47486	125	20	20			
<hr/>														
TOTALS	RPI 1-25	RPI 26-50		W-L RECORDS		RPI 51-100		RPI 101-150		RPI 150+				
11-4-1	0-1-0	1-0-0		OVERALL		2-3-0		2-0-1		7-0-0				
5-1-1	0-0-0	0-0-0		HOME		1-1-0		0-0-1		4-0-0				
5-3-0	0-1-0	1-0-0		AWAY		1-2-0		1-0-0		2-0-0				
2-0-0	0-0-0	0-0-0		NEUTRAL		0-0-0		1-0-0		1-0-0				
<hr/>														
1-4-0	0-1-0	1-0-0		NON-CONFERENCE		0-3-0		0-0-0		0-0-0				
0-1-0	0-0-0	0-0-0		HOME		0-1-0		0-0-0		0-0-0				
1-3-0	0-1-0	1-0-		AWAY		0-2-0		0-0-0		0-0-0				
0-0-0	0-0-0	0-0-0		NEUTRAL		0-0-0		0-0-0		0-0-0				
<hr/>														
11-0-1	0-0-0	0-0-0		CONFERENCE		2-0-0		2-0-1		7-0-0				
5-0-1	0-0-0	0-0-0		HOME		1-0-0		0-0-1		4-0-0				
4-0-0	0-0-0	0-0-0		AWAY		1-0-0		1-0-0		2-0-0				
2-0-0	0-0-0	0-0-0		NEUTRAL		0-0-0		1-0-0		1-0-0				
<hr/>														
RPI	S	Opponent	Score		RPI	S	Opponent	Score		RPI	S	Opponent	Score	
7	A	Boston College	1	2	47	A	Yale	1	0	51	H	Columbia	0	1
					57	H	Iona	1	0	104	H	Niagara	3	3
					60	A	Northeastern	1	2	123	A	Marist	2	1
					97	A	Stony Brook	1	4	123	N	Marist	3	1
					99	A	Loyola Maryland	2	1	172	H	Manhattan	2	0
										172	N	Manhattan	3	1
										174	A	Siena	1	0
										183	H	Saint Peter's	3	0
										195	A	Rider	3	2
										195	H	Rider	1	0
										197	H	Canisius	2	1
<hr/>														
LAST 10 GAMES														
172 N Manhattan					3	1	57 H Iona					1	0	
123 N Marist					3	1	123 A Marist					2	1	
195 H Rider					1	0	174 A Siena					1	0	
183 H Saint Peter's					3	0	104 H Niagara					3	3	
172 H Manhattan					2	0	197 H Canisius					2	1	

Non-Div. I Games:

Fairfield

Average RPI Win: 87		WON-LOST	WINNING	LAST 10	STRENGTH OF		OPP. STRENGTH	TEAM	ADJ	CONF.	ADJ CONF.
Average RPI Loss: 27		RECORD	PCT. RANK	GAMES	SCHEDULE		OF SCHEDULE	RPI	RPI	RPI	RPI
DIV. I ONLY		8-8-1	.5	98	5-4-1		1	12	30	.55061	37
DIV. I NON-CONF.		4-4-1	.5	88	2-2-1		25	47	46	.54087	49
TOTALS		RPI 1-25	RPI 26-50		W-L RECORDS		RPI 51-100		RPI 101-150		RPI 150+
8-8-1		3-6-0	0-1-0		OVERALL		1-1-1		2-0-0		2-0-0
5-4-0		3-4-0	0-0-0		HOME		0-0-0		2-0-0		0-0-0
3-4-1		0-2-0	0-1-0		AWAY		1-1-1		0-0-0		2-0-0
0-0-0		0-0-0	0-0-0		NEUTRAL		0-0-0		0-0-0		0-0-0
4-4-1		1-3-0	0-0-0		NON-CONFERENCE		0-1-1		2-0-0		1-0-0
3-2-0		1-2-0	0-0-0		HOME		0-0-0		2-0-0		0-0-0
1-2-1		0-1-0	0-0-		AWAY		0-1-1		0-0-0		1-0-0
0-0-0		0-0-0	0-0-0		NEUTRAL		0-0-0		0-0-0		0-0-0
4-4-0		2-3-0	0-1-0		CONFERENCE		1-0-0		0-0-0		1-0-0
2-2-0		2-2-0	0-0-0		HOME		0-0-0		0-0-0		0-0-0
2-2-0		0-1-0	0-1-0		AWAY		1-0-0		0-0-0		1-0-0
0-0-0		0-0-0	0-0-0		NEUTRAL		0-0-0		0-0-0		0-0-0
RPI S	Opponent	Score	RPI S	Opponent	Score	RPI S	Opponent	Score	RPI S	Opponent	Score
2 H	Maryland	2 1	32 A	Wake Forest	1 2	75 A	East Tenn. St.	1 1	126 H	Adelphi	2 1
4 A	North Carolina	0 2				87 A	Elon	0 1	137 H	Gardner-Webb	2 1
7 H	Boston College	2 0				98 A	North Carolina St.	2 1	154 A	Virginia Tech	2 1
9 H	Charlotte	1 3							157 A	Wofford	1 0
14 A	UAB	1 2									
17 H	South Carolina	2 0									
22 H	Duke	2 5									
23 H	Furman	2 3									
24 H	Virginia	0 2									
LAST 10 GAMES											
154 A	Virginia Tech	2 1	23 H	Furman	2 3						
157 A	Wofford	1 0	7 H	Boston College	2 0						
2 H	Maryland	2 1	87 A	Elon	0 1						
75 A	East Tenn. St.	1 1	4 A	North Carolina	0 2						
126 H	Adelphi	2 1	24 H	Virginia	0 2						

Non-Div. I Games:

Clemson

Average RPI Win:	101	WON-LOST RECORD	WINNING PCT. RANK	LAST 10 GAMES	STRENGTH OF SCHEDULE	OPP. STRENGTH OF SCHEDULE	TEAM RPI	ADJ RPI	CONF. RPI	ADJ CONF. RPI		
Average RPI Loss:	31											
DIV. I ONLY		9-7-2	.55556	77	5-4-1	12	56	33	.55037	38	4	5
DIV. I NON-CONF.		5-5-2	.5	88	1-2-1	22	76	44	.54379	43	5	6
<hr/>												
TOTALS	RPI 1-25	RPI 26-50		W-L RECORDS		RPI 51-100		RPI 101-150		RPI 150+		
9-7-2	1-3-0	0-3-0		OVERALL		2-1-1		5-0-1		1-0-0		
4-4-1	1-2-0	0-2-0		HOME		1-0-1		2-0-0		0-0-0		
4-2-0	0-0-0	0-1-0		AWAY		0-1-0		3-0-0		1-0-0		
1-1-1	0-1-0	0-0-0		NEUTRAL		1-0-0		0-0-1		0-0-0		
5-5-2	0-3-0	0-1-0		NON-CONFERENCE		1-1-1		3-0-1		1-0-0		
2-3-1	0-2-0	0-1-0		HOME		0-0-1		2-0-0		0-0-0		
2-1-0	0-0-0	0-0-		AWAY		0-1-0		1-0-0		1-0-0		
1-1-1	0-1-0	0-0-0		NEUTRAL		1-0-0		0-0-1		0-0-0		
4-2-0	1-0-0	0-2-0		CONFERENCE		1-0-0		2-0-0		0-0-0		
2-1-0	1-0-0	0-1-0		HOME		1-0-0		0-0-0		0-0-0		
2-1-0	0-0-0	0-1-0		AWAY		0-0-0		2-0-0		0-0-0		
0-0-0	0-0-0	0-0-0		NEUTRAL		0-0-0		0-0-0		0-0-0		
RPI S	Opponent	Score		RPI S	Opponent	Score		RPI S	Opponent	Score		
1 H	Creighton	1	2	35 H	Memphis	1	2	53 H	Marquette	1	1	
8 H	UC Irvine	2	3	41 A	Northwestern	0	1	55 N	Drake	3	1	
19 H	Indiana	2	0	43 H	Ohio St.	0	2	65 H	Michigan St.	1	0	
24 N	Virginia	2	4					67 A	Green Bay	0	2	

Non-Div. I Games:

Wisconsin

Average RPI Win: 103		WON-LOST RECORD		WINNING PCT. RANK		LAST 10 GAMES		STRENGTH OF SCHEDULE		OPP. STRENGTH OF SCHEDULE		TEAM RPI		ADJ RPI		CONF. RPI		ADJ CONF. RPI	
DIV. I ONLY		9-5-4		.61111 54		4-4-2		74		13		46		.54723 39		5		4	
DIV. I NON-CONF.		4-1-3		.6875 38		0-0-1		153		16		58		.53651 55		6		5	
TOTALS		RPI 1-25		RPI 26-50		W-L RECORDS		RPI 51-100		RPI 101-150		RPI 150+							
9-5-4		2-1-2		1-1-1		OVERALL		1-3-0		3-0-1		2-0-0							
4-2-4		1-0-2		0-1-1		HOME		0-1-0		3-0-1		0-0-0							
4-2-0		1-1-0		1-0-0		AWAY		1-1-0		0-0-0		1-0-0							
1-1-0		0-0-0		0-0-0		NEUTRAL		0-1-0		0-0-0		1-0-0							
4-1-3		0-0-1		0-0-1		NON-CONFERENCE		1-1-0		2-0-1		1-0-0							
2-0-3		0-0-1		0-0-1		HOME		0-0-0		2-0-1		0-0-0							
1-0-0		0-0-0		0-0-		AWAY		1-0-0		0-0-0		0-0-0							
1-1-0		0-0-0		0-0-0		NEUTRAL		0-1-0		0-0-0		1-0-0							
5-4-1		2-1-1		1-1-0		CONFERENCE		0-2-0		1-0-0		1-0-0							
2-2-1		1-0-1		0-1-0		HOME		0-1-0		1-0-0		0-0-0							
3-2-0		1-1-0		1-0-0		AWAY		0-1-0		0-0-0		1-0-0							
0-0-0		0-0-0		0-0-0		NEUTRAL		0-0-0		0-0-0		0-0-0							
RPI	S	Opponent		Score		RPI	S	Opponent		Score		RPI	S	Opponent		Score			
3	H	Connecticut		0 0		26	H	West Virginia		0 2		101	H	Denver		2 2			
11	H	Louisville		1 0		41	H	Northwestern		1 1		143	H	Bucknell		2 1			
15	A	St. John's (NY)		1 2		48	A	Georgetown		3 0		144	H	Seton Hall		4 0			
19	H	Indiana		0 0								145	H	Michigan		2 1			
25	A	Providence		2 1								170	N	Dayton		4 1			
												176	A	Pittsburgh		3 1			
LAST 10 GAMES																			
						72	H	Villanova		0 1		48	A	Georgetown		3 0			
						144	H	Seton Hall		4 0		53	A	Marquette		0 1			
						26	H	West Virginia		0 2		3	H	Connecticut		0 0			
						25	A	Providence		2 1		41	H	Northwestern		1 1			
						176	A	Pittsburgh		3 1		15	A	St. John's (NY)		1 2			

Non-Div. I Games:

Notre Dame

Average RPI Win:	116	WON-LOST	WINNING	LAST 10	STRENGTH OF	OPP. STRENGTH	TEAM	ADJ	CONF.	ADJ CONF.	
Average RPI Loss:	48	RECORD	PCT. RANK	GAMES	SCHEDULE	OF SCHEDULE	RPI	RPI	RPI	RPI	
DIV. I ONLY	12-6-1	.65789	36	6-4-0	103	34	41	.54672	40	6	6
DIV. I NON-CONF.	6-1-1	.8125	12	0-0-0	127	70	24	.57514	23	4	4
<hr/>											
TOTALS	RPI 1-25	RPI 26-50		W-L RECORDS		RPI 51-100		RPI 101-150		RPI 150+	
12-6-1	0-3-1	1-0-0		OVERALL		3-2-0		6-1-0		2-0-0	
7-1-0	0-1-0	1-0-0		HOME		1-0-0		5-0-0		0-0-0	
5-5-1	0-2-1	0-0-0		AWAY		2-2-0		1-1-0		2-0-0	
0-0-0	0-0-0	0-0-0		NEUTRAL		0-0-0		0-0-0		0-0-0	
<hr/>											
6-1-1	0-1-1	0-0-0		NON-CONFERENCE		1-0-0		3-0-0		2-0-0	
3-0-0	0-0-0	0-0-0		HOME		0-0-0		3-0-0		0-0-0	
3-1-1	0-1-1	0-0-		AWAY		1-0-0		0-0-0		2-0-0	
0-0-0	0-0-0	0-0-0		NEUTRAL		0-0-0		0-0-0		0-0-0	
<hr/>											
6-5-0	0-2-0	1-0-0		CONFERENCE		2-2-0		3-1-0		0-0-0	
4-1-0	0-1-0	1-0-0		HOME		1-0-0		2-0-0		0-0-0	
2-4-0	0-1-0	0-0-0		AWAY		1-2-0		1-1-0		0-0-0	
0-0-0	0-0-0	0-0-0		NEUTRAL		0-0-0		0-0-0		0-0-0	
<hr/>											
RPI S	Opponent	Score		RPI S	Opponent	Score		RPI S	Opponent	Score	
5 A	South Fla.	0	1	29 H	William & Mary	1	0	103 A	George Mason	2	0
13 H	James Madison	0	1					113 H	FIU	3	2
14 A	UAB	1	1					120 H	Drexel	4	2
18 A	Old Dominion	2	3					132 H	UNC Wilmington	1	0
								133 A	Towson	0	1
								142 H	Mercer	2	1
								149 H	Fla. Atlantic	3	0
								186 A	Lipscomb	1	0
								193 A	Presbyterian	3	0
<hr/>											
LAST 10 GAMES											
	133 A Towson	0	1		120 H Drexel	4	2				
	54 A VCU	1	0		132 H UNC Wilmington	1	0				
	103 A George Mason	2	0		60 A Northeastern	0	1				
	13 H James Madison	0	1		29 H William & Mary	1	0				
	18 A Old Dominion	2	3		73 H Hofstra	1	0				

Non-Div. I Games:

Georgia St.

Average RPI Win: 82		WON-LOST RECORD		WINNING PCT. RANK		LAST 10 GAMES		STRENGTH OF SCHEDULE		OPP. STRENGTH OF SCHEDULE		TEAM RPI		ADJ RPI		CONF. RPI		ADJ CONF. RPI	
DIV. I ONLY		9-4-4		.64706 39		6-1-2		58		42		35		.54608 41		4		5	
DIV. I NON-CONF.		5-4-2		.54545 84		2-1-1		72		71		72		.51884 77		5		6	
TOTALS		RPI 1-25		RPI 26-50		W-L RECORDS		RPI 51-100		RPI 101-150		RPI 150+							
9-4-4		0-0-1		4-0-1		OVERALL		2-2-1		2-1-1		1-1-0							
6-1-2		0-0-1		3-0-0		HOME		2-0-1		0-0-0		1-1-0							
3-1-1		0-0-0		1-0-1		AWAY		0-1-0		2-0-0		0-0-0							
0-2-1		0-0-0		0-0-0		NEUTRAL		0-1-0		0-1-1		0-0-0							
5-4-2		0-0-0		2-0-1		NON-CONFERENCE		2-2-0		0-1-1		1-1-0							
5-1-0		0-0-0		2-0-0		HOME		2-0-0		0-0-0		1-1-0							
0-1-1		0-0-0		0-1-		AWAY		0-1-0		0-0-0		0-0-0							
0-2-1		0-0-0		0-0-0		NEUTRAL		0-1-0		0-1-1		0-0-0							
4-0-2		0-0-1		2-0-0		CONFERENCE		0-0-1		2-0-0		0-0-0							
1-0-2		0-0-1		1-0-0		HOME		0-0-1		0-0-0		0-0-0							
3-0-0		0-0-0		1-0-0		AWAY		0-0-0		2-0-0		0-0-0							
0-0-0		0-0-0		0-0-0		NEUTRAL		0-0-0		0-0-0		0-0-0							
RPI	S	Opponent		Score		RPI	S	Opponent		Score		RPI	S	Opponent		Score			
19	H	Indiana		2 2		31	H	Northern Ill.		2 0		52	N	Portland		1 2			
						38	H	Wisconsin		1 0		62	H	Xavier		2 0			
						39	A	Notre Dame		1 1		65	H	Michigan St.		1 1			
						43	A	Ohio St.		3 2		81	H	Missouri St.		2 0			
						49	H	UC Davis		1 0		96	A	DePaul		0 4			
														171 H Eastern Ill.		1 2			
														184 H UMKC		2 0			
LAST 10 GAMES																			
						145	A	Michigan		1 0		43	A	Ohio St.		3 2			
						19	H	Indiana		2 2		39	A	Notre Dame		1 1			
						38	H	Wisconsin		1 0		81	H	Missouri St.		2 0			
						109	A	Penn St.		1 0		96	A	DePaul		0 4			
						31	H	Northern Ill.		2 0		65	H	Michigan St.		1 1			

Non-Div. I Games: Rockford 6 0

Northwestern

Average RPI Win: 121		WON-LOST RECORD	WINNING PCT. RANK	LAST 10 GAMES	STRENGTH OF SCHEDULE	OPP. STRENGTH OF SCHEDULE	TEAM RPI	ADJ RPI		CONF. RPI	ADJ CONF. RPI	
Average RPI Loss: 29												
DIV. I ONLY		10-4-3	.67647	29	4-3-2	107	62	42	.54537	42	3	3
DIV. I NON-CONF.		6-1-2	.77778	17	0-0-1	157	148	40	.54345	44	3	3
<hr/>												
TOTALS		RPI 1-25	RPI 26-50		W-L RECORDS	RPI 51-100		RPI 101-150		RPI 150+		
10-4-3	1-2-0		0-2-0		OVERALL	2-0-1		4-0-2		3-0-0		
6-2-0	0-1-0		0-1-0		HOME	2-0-0		1-0-0		3-0-0		
4-2-3	1-1-0		0-1-0		AWAY	0-0-1		3-0-2		0-0-0		
0-0-0	0-0-0		0-0-0		NEUTRAL	0-0-0		0-0-0		0-0-0		
6-1-2	0-0-0		0-1-0		NON-CONFERENCE	0-0-1		3-0-1		3-0-0		
3-1-0	0-0-0		0-1-0		HOME	0-0-0		0-0-0		3-0-0		
3-0-2	0-0-0		0-0-		AWAY	0-0-1		3-0-1		0-0-0		
0-0-0	0-0-0		0-0-0		NEUTRAL	0-0-0		0-0-0		0-0-0		
4-3-1	1-2-0		0-1-0		CONFERENCE	2-0-0		1-0-1		0-0-0		
3-1-0	0-1-0		0-0-0		HOME	2-0-0		1-0-0		0-0-0		
1-2-1	1-1-0		0-1-0		AWAY	0-0-0		0-0-1		0-0-0		
0-0-0	0-0-0		0-0-0		NEUTRAL	0-0-0		0-0-0		0-0-0		
RPI S	Opponent	Score	RPI S	Opponent	Score	RPI S	Opponent	Score	RPI S	Opponent	Score	
12 A	SMU	4 2	35 A	Memphis	2 3	69 H	Kentucky	2 1	102 H	Tulsa	2 1	
14 A	UAB	0 1	50 H	Fla. Gulf Coast	1 2	71 H	Marshall	2 0	103 A	George Mason	1 1	
17 H	South Carolina	0 1				85 A	Stetson	1 1	113 A	FIU	0 0	
									116 A	Jacksonville	2 1	
									139 A	American	2 0	
									142 A	Mercer	5 2	
									165 H	Belmont	3 1	
									190 H	Massachusetts	2 0	
									201 H	North Florida	3 0	
<hr/>												
LAST 10 GAMES												
			71 H	Marshall	2 0	14 A	UAB	0 1				
			17 H	South Carolina	0 1	113 A	FIU	0 0				
			35 A	Memphis	2 3	12 A	SMU	4 2				
			85 A	Stetson	1 1	69 H	Kentucky	2 1				
			102 H	Tulsa	2 1	50 H	Fla. Gulf Coast	1 2				

Non-Div. I Games:

UCF

Average RPI Win:	116	WON-LOST	WINNING	LAST 10	STRENGTH OF	OPP. STRENGTH	TEAM	ADJ	CONF.	ADJ CONF.		
Average RPI Loss:	48	RECORD	PCT. RANK	GAMES	SCHEDULE	OF SCHEDULE	RPI	RPI	RPI	RPI		
DIV. I ONLY		10-6-2	.61111	54	6-3-1	44	79	38	.54485	43	4	5
DIV. I NON-CONF.		6-4-2	.58333	68	2-1-1	59	117	55	.53157	62	5	6
<hr/>												
TOTALS	RPI 1-25	RPI 26-50		W-L RECORDS		RPI 51-100		RPI 101-150		RPI 150+		
10-6-2	0-4-0	1-1-0		OVERALL		2-0-0		5-0-2		2-1-0		
6-2-0	0-1-0	0-1-0		HOME		1-0-0		4-0-0		1-0-0		
3-3-1	0-3-0	1-0-0		AWAY		1-0-0		0-0-1		1-0-0		
1-1-1	0-0-0	0-0-0		NEUTRAL		0-0-0		1-0-1		0-1-0		
<hr/>												
6-4-2	0-3-0	0-0-0		NON-CONFERENCE		1-0-0		3-0-2		2-1-0		
4-1-0	0-1-0	0-0-0		HOME		1-0-0		2-0-0		1-0-0		
1-2-1	0-2-0	0-0-		AWAY		0-0-0		0-0-1		1-0-0		
1-1-1	0-0-0	0-0-0		NEUTRAL		0-0-0		1-0-1		0-1-0		
<hr/>												
4-2-0	0-1-0	1-1-0		CONFERENCE		1-0-0		2-0-0		0-0-0		
2-1-0	0-0-0	0-1-0		HOME		0-0-0		2-0-0		0-0-0		
2-1-0	0-1-0	1-0-0		AWAY		1-0-0		0-0-0		0-0-0		
0-0-0	0-0-0	0-0-0		NEUTRAL		0-0-0		0-0-0		0-0-0		
<hr/>												
RPI S	Opponent	Score		RPI S	Opponent	Score		RPI S	Opponent	Score		
11 H	Louisville	0	1	38 A	Wisconsin	2	0	65 A	Michigan St.	2	1	
19 A	Indiana	0	1	41 H	Northwestern	2	3	85 H	Stetson	4	2	
20 A	Coastal Caro.	0	2									
21 A	Akron	1	3									
<hr/>												
LAST 10 GAMES												
19 A	Indiana	0	1	41 H	Northwestern	2	3					
38 A	Wisconsin	2	0	150 H	Bowling Green	1	0					
187 A	Oakland	2	1	65 A	Michigan St.	2	1					
109 H	Penn St.	1	0	21 A	Akron	1	3					
122 A	Valparaiso	0	0	145 H	Michigan	3	2					

Non-Div. I Games:

Ohio St.

Average RPI Win:	120	WON-LOST RECORD	WINNING PCT. RANK	LAST 10 GAMES	STRENGTH OF SCHEDULE	OPP. STRENGTH OF SCHEDULE	TEAM RPI	ADJ RPI	CONF. RPI	ADJ CONF. RPI		
DIV. I ONLY		11-4-2	.70588	23	7-3-0	126	55	39	.53789	44	9	9
DIV. I NON-CONF.		5-1-2	.75	23	1-0-0	177	64	64	.52563	71	8	8
<hr/>												
TOTALS	RPI 1-25	RPI 26-50		W-L RECORDS		RPI 51-100		RPI 101-150		RPI 150+		
11-4-2	1-2-0	0-0-1		OVERALL		0-1-0		7-1-0		3-0-1		
5-2-0	1-1-0	0-0-0		HOME		0-1-0		3-0-0		1-0-0		
4-2-1	0-1-0	0-0-0		AWAY		0-0-0		3-1-0		1-0-1		
2-0-1	0-0-0	0-0-1		NEUTRAL		0-0-0		1-0-0		1-0-0		
<hr/>												
5-1-2	1-0-0	0-0-1		NON-CONFERENCE		0-1-0		1-0-0		3-0-1		
2-1-0	1-0-0	0-0-0		HOME		0-1-0		0-0-0		1-0-0		
1-0-1	0-0-0	0-0-		AWAY		0-0-0		0-0-0		1-0-1		
2-0-1	0-0-0	0-0-1		NEUTRAL		0-0-0		1-0-0		1-0-0		
<hr/>												
6-3-0	0-2-0	0-0-0		CONFERENCE		0-0-0		6-1-0		0-0-0		
3-1-0	0-1-0	0-0-0		HOME		0-0-0		3-0-0		0-0-0		
3-2-0	0-1-0	0-0-0		AWAY		0-0-0		3-1-0		0-0-0		
0-0-0	0-0-0	0-0-0		NEUTRAL		0-0-0		0-0-0		0-0-0		
<hr/>												
RPI S	Opponent	Score		RPI S	Opponent	Score		RPI S	Opponent	Score		
14 H	UAB	2	1	50 N	Fla. Gulf Coast	1	1	52 H	Portland	0	1	
16 A	UCLA	0	1									
16 H	UCLA	1	4									

Non-Div. I Games:

Washington

Average RPI Win:	91	WON-LOST RECORD	WINNING PCT. RANK	LAST 10 GAMES	STRENGTH OF SCHEDULE	OPP. STRENGTH OF SCHEDULE	TEAM RPI	ADJ RPI	CONF. RPI	ADJ CONF. RPI				
DIV. I ONLY		8-8-3	.5	98	4-4-2	21	20	53	.53749	45	2	2		
DIV. I NON-CONF.		4-4-1	.5	88	1-0-0	40	63	69	.53162	61	2	2		
<hr/>														
TOTALS	RPI 1-25	RPI 26-50		W-L RECORDS		RPI 51-100		RPI 101-150		RPI 150+				
8-8-3	1-5-1	1-2-1		OVERALL		4-0-1		0-0-0		2-1-0				
3-5-2	0-3-1	0-1-0		HOME		1-0-1		0-0-0		2-1-0				
4-3-1	1-2-0	1-1-1		AWAY		2-0-0		0-0-0		0-0-0				
1-0-0	0-0-0	0-0-0		NEUTRAL		1-0-0		0-0-0		0-0-0				
<hr/>														
4-4-1	1-3-0	0-0-1		NON-CONFERENCE		1-0-0		0-0-0		2-1-0				
2-3-0	0-2-0	0-0-0		HOME		0-0-0		0-0-0		2-1-0				
1-1-1	1-1-0	0-1-		AWAY		0-0-0		0-0-0		0-0-0				
1-0-0	0-0-0	0-0-0		NEUTRAL		1-0-0		0-0-0		0-0-0				
<hr/>														
4-4-2	0-2-1	1-2-0		CONFERENCE		3-0-1		0-0-0		0-0-0				
1-2-2	0-1-1	0-1-0		HOME		1-0-1		0-0-0		0-0-0				
3-2-0	0-1-0	1-1-0		AWAY		2-0-0		0-0-0		0-0-0				
0-0-0	0-0-0	0-0-0		NEUTRAL		0-0-0		0-0-0		0-0-0				
<hr/>														
RPI	S	Opponent	Score		RPI	S	Opponent	Score		RPI	S	Opponent	Score	
6	A	New Mexico	1	3	34	A	UC Riverside	1	2	64	A	Cal St. Fullerton	2	1
8	A	UC Irvine	0	2	46	A	CSU Bakersfield	2	2	64	H	Cal St. Fullerton	3	0
8	H	UC Irvine	0	0	49	A	UC Davis	3	0	81	N	Missouri St.	3	0
10	H	UC Santa Barbara	2	3	49	H	UC Davis	1	2	89	A	Cal Poly	2	0
12	H	SMU	0	1						89	H	Cal Poly	0	0
16	A	UCLA	3	2										
21	H	Akron	1	2										
<hr/>														
LAST 10 GAMES														
64	A	Cal St. Fullerton	2	1	34	A	UC Riverside	1	2					
10	H	UC Santa Barbara	2	3	49	H	UC Davis	1	2					
89	H	Cal Poly	0	0	89	A	Cal Poly	2	0					
8	H	UC Irvine	0	0	8	A	UC Irvine	0	2					
16	A	UCLA	3	2	64	H	Cal St. Fullerton	3	0					

Non-Div. I Games:

Cal St. Northridge

Average RPI Win:	121	WON-LOST RECORD	WINNING PCT. RANK	LAST 10 GAMES	STRENGTH OF SCHEDULE	OPP. STRENGTH OF SCHEDULE	TEAM RPI	ADJ RPI	CONF. RPI	ADJ CONF. RPI						
DIV. I ONLY		11-3-4	.72222	17	7-3-0	146	48	44	.5372	46	10	10				
DIV. I NON-CONF.		4-0-4	.75	23	0-0-0	141	18	35	.55385	36	10	11				
<hr/>																
TOTALS	RPI 1-25	RPI 26-50		W-L RECORDS		RPI 51-100		RPI 101-150		RPI 150+						
11-3-4	0-1-0	1-0-2		OVERALL		2-1-2		4-1-0		4-0-0						
4-2-2	0-1-0	1-0-1		HOME		1-0-1		0-1-0		2-0-0						
6-1-2	0-0-0	0-0-1		AWAY		1-1-1		4-0-0		1-0-0						
1-0-0	0-0-0	0-0-0		NEUTRAL		0-0-0		0-0-0		1-0-0						
<hr/>																
4-0-4	0-0-0	1-0-2		NON-CONFERENCE		0-0-2		2-0-0		1-0-0						
1-0-2	0-0-0	1-0-1		HOME		0-0-1		0-0-0		0-0-0						
2-0-2	0-0-0	0-1-		AWAY		0-0-1		2-0-0		0-0-0						
1-0-0	0-0-0	0-0-0		NEUTRAL		0-0-0		0-0-0		1-0-0						
<hr/>																
7-3-0	0-1-0	0-0-0		CONFERENCE		2-1-0		2-1-0		3-0-0						
3-2-0	0-1-0	0-0-0		HOME		1-0-0		0-1-0		2-0-0						
4-1-0	0-0-0	0-0-0		AWAY		1-1-0		2-0-0		1-0-0						
0-0-0	0-0-0	0-0-0		NEUTRAL		0-0-0		0-0-0		0-0-0						
<hr/>																
RPI	S	Opponent	Score	RPI	S	Opponent	Score	RPI	S	Opponent	Score					
6	H	New Mexico	0 2	34	H	UC Riverside	5 1	64	A	Cal St. Fullerton	0 0	101	A	Denver	1 0	
				45	H	Cal St. Northridge	2 2	66	A	Air Force	1 2	119	A	San Jose St.	2 0	
				49	A	UC Davis	0 0	68	H	St. Mary's (CA)	0 0	119	H	San Jose St.	1 2	
								83	A	Sacramento St.	3 0	124	A	Oregon St.	2 1	
								83	H	Sacramento St.	4 0	136	A	San Francisco	3 1	
												151	H	UNLV	2 1	
												166	N	Gonzaga	4 1	
												168	A	Seattle	4 3	
												168	H	Seattle	3 0	
<hr/>																
LAST 10 GAMES																
				168	A	Seattle	4 3	119	H	San Jose St.	1 2					
				66	A	Air Force	1 2	83	H	Sacramento St.	4 0					
				101	A	Denver	1 0	119	A	San Jose St.	2 0					
				6	H	New Mexico	0 2	83	A	Sacramento St.	3 0					
				151	H	UNLV	2 1	168	H	Seattle	3 0					

Non-Div. I Games:

CSU Bakersfield

[illegible]

Non-Div. I Games:

Yale

Average RPI Win:	106	WON-LOST	WINNING	LAST 10	STRENGTH OF	OPP. STRENGTH	TEAM	ADJ	CONF.	ADJ CONF.	
Average RPI Loss:	32	RECORD	PCT. RANK	GAMES	SCHEDULE	OF SCHEDULE	RPI	RPI	RPI	RPI	
DIV. I ONLY	10-5-4	.63158	48	5-4-1	114	11	55	.53684	48	5	4
DIV. I NON-CONF.	5-1-3	.72222	31	1-0-0	164	15	52	.53937	51	6	5
<hr/>											
TOTALS	RPI 1-25	RPI 26-50		W-L RECORDS		RPI 51-100		RPI 101-150		RPI 150+	
10-5-4	0-2-1	0-2-0		OVERALL		5-1-1		4-0-2		1-0-0	
6-3-0	0-1-0	0-1-0		HOME		2-1-0		3-0-0		1-0-0	
4-2-4	0-1-1	0-1-0		AWAY		3-0-1		1-0-2		0-0-0	
0-0-0	0-0-0	0-0-0		NEUTRAL		0-0-0		0-0-0		0-0-0	
5-1-3	0-0-0	0-0-0		NON-CONFERENCE		2-1-1		3-0-2		0-0-0	
4-1-0	0-0-0	0-0-0		HOME		1-1-0		3-0-0		0-0-0	
1-0-3	0-0-0	0-0-		AWAY		1-0-1		0-0-2		0-0-0	
0-0-0	0-0-0	0-0-0		NEUTRAL		0-0-0		0-0-0		0-0-0	
5-4-1	0-2-1	0-2-0		CONFERENCE		3-0-0		1-0-0		1-0-0	
2-2-0	0-1-0	0-1-0		HOME		1-0-0		0-0-0		1-0-0	
3-2-1	0-1-1	0-1-0		AWAY		2-0-0		1-0-0		0-0-0	
0-0-0	0-0-0	0-0-0		NEUTRAL		0-0-0		0-0-0		0-0-0	
RPI S	Opponent	Score	RPI S	Opponent	Score	RPI S	Opponent	Score	RPI S	Opponent	Score
3 A	Connecticut	0 0	26 A	West Virginia	0 1	53 A	Marquette	3 2	109 A	Penn St.	0 0
15 A	St. John's (NY)	1 2	39 H	Notre Dame	0 3	54 H	VCU	0 1	114 H	Stanford	1 0
25 H	Providence	1 2				65 A	Michigan St.	2 1	117 H	Radford	2 0
						72 A	Villanova	2 0	139 H	American	2 1
						77 A	Penn	1 1	144 A	Seton Hall	3 1
						84 H	Princeton	3 0	145 A	Michigan	2 2
						96 H	DePaul	2 0	176 H	Pittsburgh	6 2
<hr/>											
LAST 10 GAMES											
15 A St. John's (NY)			1 2	39 H Notre Dame			0 3				
25 H Providence			1 2	144 A Seton Hall			3 1				
176 H Pittsburgh			6 2	26 A West Virginia			0 1				
3 A Connecticut			0 0	139 H American			2 1				
53 A Marquette			3 2	96 H DePaul			2 0				

Non-Div. I Games:

Georgetown

Average RPI Win:		58	WON-LOST RECORD		WINNING PCT. RANK		LAST 10 GAMES		STRENGTH OF SCHEDULE		OPP. STRENGTH OF SCHEDULE		TEAM RPI		ADJ RPI		CONF. RPI		ADJ CONF. RPI				
DIV. I ONLY			7-7-4		.5 98		5-3-2		14		14		51		.53674 49		2		2				
DIV. I NON-CONF.			2-4-2		.375 144		0-0-0		44		37		112		.48874 114		2		2				
TOTALS		RPI 1-25		RPI 26-50				W-L RECORDS		RPI 51-100				RPI 101-150				RPI 150+					
7-7-4		2-2-0		2-3-2				OVERALL		2-2-1				1-0-0				0-0-1					
4-3-3		1-1-0		1-1-1				HOME		1-1-1				1-0-0				0-0-1					
3-3-1		1-1-0		1-1-1				AWAY		1-1-0				0-0-0				0-0-0					
0-1-0		0-0-0		0-1-0				NEUTRAL		0-0-0				0-0-0				0-0-0					
2-4-2		1-0-0		0-2-1				NON-CONFERENCE		0-2-0				1-0-0				0-0-1					
2-1-2		1-0-0		0-0-1				HOME		0-1-0				1-0-0				0-0-1					
0-2-0		0-0-0		0-0-				AWAY		0-1-0				0-0-0				0-0-0					
0-1-0		0-0-0		0-1-0				NEUTRAL		0-0-0				0-0-0				0-0-0					
5-3-2		1-2-0		2-1-1				CONFERENCE		2-0-1				0-0-0				0-0-0					
2-2-1		0-1-0		1-1-0				HOME		1-0-1				0-0-0				0-0-0					
3-1-1		1-1-0		1-0-1				AWAY		1-0-0				0-0-0				0-0-0					
0-0-0		0-0-0		0-0-0				NEUTRAL		0-0-0				0-0-0				0-0-0					
RPI	S	Opponent		Score		RPI	S	Opponent		Score		RPI	S	Opponent		Score		RPI	S	Opponent		Score	
8	A	UC Irvine		2	1	31	N	Northern Ill.		0	1	64	H	Cal St. Fullerton		1	1	124	H	Oregon St.		1	0
10	A	UC Santa Barbara		1	3	34	A	UC Riverside		1	1	68	A	St. Mary's (CA)		0	1	168	H	Seattle		1	1
10	H	UC Santa Barbara		1	2	34	H	UC Riverside		1	0	83	H	Sacramento St.		2	3						
16	H	UCLA		2	1	41	A	Northwestern		0	1	89	A	Cal Poly		1	0						
						45	A	Cal St. Northridge		2	1	89	H	Cal Poly		2	1						
						45	H	Cal St. Northridge		0	3												
						46	H	CSU Bakersfield		0	0												
						LAST 10 GAMES																	
						34	A	UC Riverside		1	1	45	A	Cal St. Northridge		2	1						
						64	H	Cal St. Fullerton		1	1	10	H	UC Santa Barbara		1	2						
						10	A	UC Santa Barbara		1	3	89	A	Cal Poly		1	0						
						89	H	Cal Poly		2	1	34	H	UC Riverside		1	0						
						8	A	UC Irvine		2	1	45	H	Cal St. Northridge		0	3						

Non-Div. I Games:

UC Davis

Average RPI Win:		136	WON-LOST RECORD		WINNING PCT. RANK	LAST 10 GAMES		STRENGTH OF SCHEDULE		OPP. STRENGTH OF SCHEDULE	TEAM RPI	ADJ RPI	CONF. RPI	ADJ CONF. RPI							
Average RPI Loss:		70																			
DIV. I ONLY			10-5-2		.64706 39		7-3-0		88		122		47		.53423 50		19		18		
DIV. I NON-CONF.			3-4-2		.44444 123		0-2-0		35		67		81		.51906 76		19		19		
TOTALS		RPI 1-25		RPI 26-50		W-L RECORDS		RPI 51-100		RPI 101-150		RPI 150+									
10-5-2		0-2-0		1-0-1		OVERALL		2-1-1		2-2-0		5-0-0									
5-2-0		0-1-0		0-0-0		HOME		0-0-0		2-1-0		3-0-0									
4-2-1		0-0-0		1-0-0		AWAY		1-1-1		0-1-0		2-0-0									
1-1-1		0-1-0		0-0-1		NEUTRAL		1-0-0		0-0-0		0-0-0									
3-4-2		0-2-0		1-0-1		NON-CONFERENCE		1-0-1		0-2-0		1-0-0									
1-2-0		0-1-0		0-0-0		HOME		0-0-0		0-1-0		1-0-0									
1-1-1		0-0-0		1-0-		AWAY		0-0-1		0-1-0		0-0-0									
1-1-1		0-1-0		0-0-1		NEUTRAL		1-0-0		0-0-0		0-0-0									
7-1-0		0-0-0		0-0-0		CONFERENCE		1-1-0		2-0-0		4-0-0									
4-0-0		0-0-0		0-0-0		HOME		0-0-0		2-0-0		2-0-0									
3-1-0		0-0-0		0-0-0		AWAY		1-1-0		0-0-0		2-0-0									
0-0-0		0-0-0		0-0-0		NEUTRAL		0-0-0		0-0-0		0-0-0									
RPI	S	Opponent		Score		RPI	S	Opponent		Score		RPI	S	Opponent		Score					
5	H	South Fla.		0	2	42	A	UCF		2	1	52	A	Portland		1	1				
8	N	UC Irvine		1	2	44	N	Washington		1	1	75	A	East Tenn. St.		1	2				
												85	A	Stetson		3	1				
												86	N	Saint Louis		1	0				
												113 A FIU						2	3		
												116 H Jacksonville						2	1		
												142 H Mercer						2	1		
												149 H Fla. Atlantic						1	3		
												155 H Rhode Island						4	0		
												165 H Belmont						3	1		
												181 A S.C. Upstate						1	0		
												186 H Lipscomb						2	1		
												201 A North Florida						4	1		
						LAST 10 GAMES															
						113 A FIU						2	3	75 A East Tenn. St.						1	2
						201 A North Florida						4	1	181 A S.C. Upstate						1	0
						116 H Jacksonville						2	1	142 H Mercer						2	1
						165 H Belmont						3	1	5 H South Fla.						0	2
						186 H Lipscomb						2	1	85 A Stetson						3	1

Non-Div. I Games:

Fla. Gulf Coast

Average RPI Win:		92	WON-LOST RECORD		WINNING PCT. RANK		LAST 10 GAMES		STRENGTH OF SCHEDULE		OPP. STRENGTH OF SCHEDULE		TEAM RPI		ADJ RPI		CONF. RPI		ADJ CONF. RPI				
Average RPI Loss:		64																					
DIV. I ONLY			8-7-1		.53125 85		5-4-0		28		85		50		.53296 51		8		7				
DIV. I NON-CONF.			4-5-1		.45 116		1-2-0		17		128		67		.52978 65		7		7				
TOTALS		RPI 1-25		RPI 26-50		W-L RECORDS		RPI 51-100		RPI 101-150		RPI 150+											
8-7-1		0-1-0		3-1-0		OVERALL		2-4-1		1-1-0		2-0-0											
5-3-0		0-0-0		2-1-0		HOME		1-2-0		0-0-0		2-0-0											
3-4-0		0-1-0		1-0-0		AWAY		1-2-0		1-1-0		0-0-0											
0-0-1		0-0-0		0-0-0		NEUTRAL		0-0-1		0-0-0		0-0-0											
4-5-1		0-1-0		1-1-0		NON-CONFERENCE		1-2-1		1-1-0		1-0-0											
2-2-0		0-0-0		0-1-0		HOME		1-1-0		0-0-0		1-0-0											
2-3-0		0-1-0		1-0-		AWAY		0-1-0		1-1-0		0-0-0											
0-0-1		0-0-0		0-0-0		NEUTRAL		0-0-1		0-0-0		0-0-0											
4-2-0		0-0-0		2-0-0		CONFERENCE		1-2-0		0-0-0		1-0-0											
3-1-0		0-0-0		2-0-0		HOME		0-1-0		0-0-0		1-0-0											
1-1-0		0-0-0		0-0-0		AWAY		1-1-0		0-0-0		0-0-0											
0-0-0		0-0-0		0-0-0		NEUTRAL		0-0-0		0-0-0		0-0-0											
RPI	S	Opponent		Score		RPI	S	Opponent		Score		RPI	S	Opponent		Score							
6	A	New Mexico		1	5	28	H	Brown		2	1	56	A	Delaware		0	1	126	A	Adelphi		2	1
						33	H	Monmouth		0	1	61	H	Fordham		0	1	144	A	Seton Hall		0	1
						36	A	Fairfield		1	0	70	A	Dartmouth		0	2	160	H	Harvard		2	1
						47	H	Yale		1	0	74	H	Sacred Heart		2	1	183	H	Saint Peter's		2	1
												77	H	Penn		2	3						
												81	N	Missouri St.		0	0						
												84	A	Princeton		2	1						
						LAST 10 GAMES																	
						160	H	Harvard		2	1	77	H	Penn		2	3						
						126	A	Adelphi		2	1	28	H	Brown		2	1						
						47	H	Yale		1	0	144	A	Seton Hall		0	1						
						70	A	Dartmouth		0	2	33	H	Monmouth		0	1						
						84	A	Princeton		2	1	56	A	Delaware		0	1						

Non-Div. I Games:

Columbia

Average RPI Win:	91	WON-LOST RECORD	WINNING PCT. RANK	LAST 10 GAMES	STRENGTH OF SCHEDULE	OPP. STRENGTH OF SCHEDULE	TEAM RPI	ADJ RPI	CONF. RPI	ADJ CONF. RPI	
DIV. I ONLY		10-6-2	.61111 54	5-4-1	94	78	58	.53016 52	13	12	
DIV. I NON-CONF.		5-2-1	.6875 38	0-0-0	32	78	20	.59153 17	11	10	
<hr/>											
TOTALS	RPI 1-25	RPI 26-50		W-L RECORDS	RPI 51-100		RPI 101-150		RPI 150+		
10-6-2	1-0-0	2-1-1		OVERALL	3-2-0		2-2-0		2-1-1		
2-3-1	0-0-0	0-0-1		HOME	1-1-0		0-1-0		1-1-0		
5-3-1	0-0-0	1-1-0		AWAY	2-1-0		2-1-0		0-0-1		
3-0-0	1-0-0	1-0-0		NEUTRAL	0-0-0		0-0-0		1-0-0		
5-2-1	1-0-0	2-1-1		NON-CONFERENCE	0-0-0		1-0-0		1-1-0		
0-1-1	0-0-0	0-0-1		HOME	0-0-0		0-0-0		0-1-0		
2-1-0	0-0-0	1-0-		AWAY	0-0-0		1-0-0		0-0-0		
3-0-0	1-0-0	1-0-0		NEUTRAL	0-0-0		0-0-0		1-0-0		
5-4-1	0-0-0	0-0-0		CONFERENCE	3-2-0		1-2-0		1-0-1		
2-2-0	0-0-0	0-0-0		HOME	1-1-0		0-1-0		1-0-0		
3-2-1	0-0-0	0-0-0		AWAY	2-1-0		1-1-0		0-0-1		
0-0-0	0-0-0	0-0-0		NEUTRAL	0-0-0		0-0-0		0-0-0		
RPI S	Opponent	Score	RPI S	Opponent	Score	RPI S	Opponent	Score	RPI S	Opponent	Score
14 N	UAB	3 2	31 A	Northern Ill.	0 4	68 A	St. Mary's (CA)	3 2	110 A	Loyola Marymount	3 1
			41 N	Northwestern	2 1	68 H	St. Mary's (CA)	4 0	110 H	Loyola Marymount	2 3
			44 A	Washington	1 0	79 A	San Diego	2 1	124 A	Oregon St.	2 1
			50 H	Fla. Gulf Coast	1 1	79 H	San Diego	0 1	136 A	San Francisco	1 2
						95 A	Santa Clara	0 1	163 H	Loyola Chicago	0 3
									166 A	Gonzaga	1 1
									166 H	Gonzaga	2 0
									196 N	Houston Baptist	3 1
			LAST 10 GAMES								
			79 A	San Diego	2 1	166 A	Gonzaga	1 1			
			110 A	Loyola Marymount	3 1	110 H	Loyola Marymount	2 3			
			68 H	St. Mary's (CA)	4 0	79 H	San Diego	0 1			
			166 H	Gonzaga	2 0	136 A	San Francisco	1 2			
			68 A	St. Mary's (CA)	3 2	95 A	Santa Clara	0 1			

Non-Div. I Games:

Portland

Average RPI Win:		103	WON-LOST RECORD		WINNING PCT. RANK	LAST 10 GAMES	STRENGTH OF SCHEDULE		OPP. STRENGTH OF SCHEDULE	TEAM RPI	ADJ RPI	CONF. RPI	ADJ CONF. RPI
Average RPI Loss:		63											
DIV. I ONLY			9-8-2		.52632 94	6-4-0	63		39	64	.52954 53	5	4
DIV. I NON-CONF.			2-5-2		.33333 160	0-1-0	91		72	146	.46517 135	6	5
TOTALS		RPI 1-25	RPI 26-50		W-L RECORDS		RPI 51-100		RPI 101-150		RPI 150+		
9-8-2		1-2-0	3-2-1		OVERALL		0-2-1		2-2-0		3-0-0		
4-4-1		0-1-0	3-2-0		HOME		0-1-1		0-0-0		1-0-0		
4-3-1		1-1-0	0-0-1		AWAY		0-1-0		2-1-0		1-0-0		
1-1-0		0-0-0	0-0-0		NEUTRAL		0-0-0		0-1-0		1-0-0		
2-5-2		0-0-0	0-1-1		NON-CONFERENCE		0-2-1		1-2-0		1-0-0		
0-2-1		0-0-0	0-1-0		HOME		0-1-1		0-0-0		0-0-0		
1-2-1		0-0-0	0-1-		AWAY		0-1-0		1-1-0		0-0-0		
1-1-0		0-0-0	0-0-0		NEUTRAL		0-0-0		0-1-0		1-0-0		
7-3-0		1-2-0	3-1-0		CONFERENCE		0-0-0		1-0-0		2-0-0		
4-2-0		0-1-0	3-1-0		HOME		0-0-0		0-0-0		1-0-0		
3-1-0		1-1-0	0-0-0		AWAY		0-0-0		1-0-0		1-0-0		
0-0-0		0-0-0	0-0-0		NEUTRAL		0-0-0		0-0-0		0-0-0		
RPI S	Opponent	Score	RPI S	Opponent	Score	RPI S	Opponent	Score	RPI S	Opponent	Score		
3 A	Connecticut	0 3	26 H	West Virginia	2 1	65 H	Michigan St.	1 1	108 N	Western Ill.	0 1		
11 H	Louisville	0 1	30 H	Rutgers	2 0	78 A	Ill.-Chicago	1 2	141 A	Milwaukee	1 2		
25 A	Providence	3 1	31 H	Northern Ill.	0 1	82 H	Wright St.	1 2	144 A	Seton Hall	3 0		
			38 A	Wisconsin	1 1				145 A	Michigan	2 1		
			39 H	Notre Dame	1 0				169 N	Western Mich.	3 2		
			48 H	Georgetown	2 3				176 H	Pittsburgh	1 0		
									177 A	Syracuse	3 2		
LAST 10 GAMES													
	11 H Louisville	0 1		26 H West Virginia	2 1								
	176 H Pittsburgh	1 0		39 H Notre Dame	1 0								
	3 A Connecticut	0 3		25 A Providence	3 1								
	144 A Seton Hall	3 0		31 H Northern Ill.	0 1								
	48 H Georgetown	2 3		30 H Rutgers	2 0								

Non-Div. I Games:

Marquette

Average RPI Win: 103		WON-LOST RECORD	WINNING PCT. RANK	LAST 10 GAMES	STRENGTH OF SCHEDULE	OPP. STRENGTH OF SCHEDULE	TEAM RPI	ADJ RPI		CONF. RPI	ADJ CONF. RPI
Average RPI Loss: 66											
DIV. I ONLY		11-9-0	.55 84	5-5-0	53	72	52	.52796	54	6	6
DIV. I NON-CONF.		5-4-0	.55556 75	0-1-0	46	146	63	.52825	69	4	4
<hr/>											
TOTALS		RPI 1-25	RPI 26-50		W-L RECORDS		RPI 51-100		RPI 101-150		RPI 150+
11-9-0	1-3-0		1-2-0		OVERALL		3-1-0		4-2-0		2-1-0
7-2-0	1-0-0		0-2-0		HOME		2-0-0		3-0-0		1-0-0
3-6-0	0-3-0		1-0-0		AWAY		1-1-0		1-1-0		0-1-0
1-1-0	0-0-0		0-0-0		NEUTRAL		0-0-0		0-1-0		1-0-0
5-4-0	0-2-0		1-0-0		NON-CONFERENCE		1-0-0		1-1-0		2-1-0
3-0-0	0-0-0		0-0-0		HOME		1-0-0		1-0-0		1-0-0
1-3-0	0-2-0		1-0-		AWAY		0-0-0		0-0-0		0-1-0
1-1-0	0-0-0		0-0-0		NEUTRAL		0-0-0		0-1-0		1-0-0
6-5-0	1-1-0		0-2-0		CONFERENCE		2-1-0		3-1-0		0-0-0
4-2-0	1-0-0		0-2-0		HOME		1-0-0		2-0-0		0-0-0
2-3-0	0-1-0		0-0-0		AWAY		1-1-0		1-1-0		0-0-0
0-0-0	0-0-0		0-0-0		NEUTRAL		0-0-0		0-0-0		0-0-0
RPI S Opponent	Score	RPI S Opponent	Score	RPI S Opponent	Score	RPI S Opponent	Score	RPI S Opponent	Score	RPI S Opponent	Score
13 H James Madison	2 1	29 H William & Mary	0 1	56 H Delaware	3 1	103 H George Mason	1 0	115 H Navy	4 1	120 A Drexel	1 2
14 A UAB	1 2	40 H Georgia St.	0 1	60 A Northeastern	1 2	132 A UNC Wilmington	1 0	133 H Towson	3 2	137 N Gardner-Webb	0 1
18 A Old Dominion	0 4	48 A Georgetown	1 0	73 A Hofstra	3 0	158 A High Point	2 3	181 N S.C. Upstate	4 0	188 H Richmond	2 1
20 A Coastal Caro.	1 2			87 H Elon	4 0						
<hr/>											
LAST 10 GAMES											
56 H Delaware	3 1	132 A UNC Wilmington	1 0	29 H William & Mary	0 1	13 H James Madison	2 1	73 A Hofstra	3 0	18 A Old Dominion	0 4
40 H Georgia St.	0 1	29 H William & Mary	0 1	13 H James Madison	2 1	73 A Hofstra	3 0	18 A Old Dominion	0 4		
133 H Towson	3 2	13 H James Madison	2 1	73 A Hofstra	3 0	18 A Old Dominion	0 4				
158 A High Point	2 3	73 A Hofstra	3 0								
120 A Drexel	1 2	18 A Old Dominion	0 4								

Non-Div. I Games:

VCU

Drake




Drake

Average RPI Win:	107	WON-LOST	WINNING	LAST 10	STRENGTH OF	OPP. STRENGTH	TEAM	ADJ	CONF.	ADJ CONF.		
Average RPI Loss:	59	RECORD	PCT. RANK	GAMES	SCHEDULE	OF SCHEDULE	RPI	RPI	RPI	RPI		
DIV. I ONLY		11-5-2	.66667	33	5-4-1	152	35	57	.5268	56	6	6
DIV. I NON-CONF.		5-1-1	.78571	16	0-1-0	197	94	79	.51954	74	4	4
<hr/>												
TOTALS	RPI 1-25	RPI 26-50		W-L RECORDS		RPI 51-100		RPI 101-150		RPI 150+		
11-5-2	0-2-0	2-0-0		OVERALL		3-2-0		3-1-2		3-0-0		
7-2-0	0-1-0	2-0-0		HOME		3-1-0		1-0-0		1-0-0		
4-3-2	0-1-0	0-0-0		AWAY		0-1-0		2-1-2		2-0-0		
0-0-0	0-0-0	0-0-0		NEUTRAL		0-0-0		0-0-0		0-0-0		
5-1-1	0-0-0	0-0-0		NON-CONFERENCE		1-1-0		1-0-1		3-0-0		
2-1-0	0-0-0	0-0-0		HOME		1-1-0		0-0-0		1-0-0		
3-0-1	0-0-0	0-0-		AWAY		0-0-0		1-0-1		2-0-0		
0-0-0	0-0-0	0-0-0		NEUTRAL		0-0-0		0-0-0		0-0-0		
6-4-1	0-2-0	2-0-0		CONFERENCE		2-1-0		2-1-1		0-0-0		
5-1-0	0-1-0	2-0-0		HOME		2-0-0		1-0-0		0-0-0		
1-3-1	0-1-0	0-0-0		AWAY		0-1-0		1-1-1		0-0-0		
0-0-0	0-0-0	0-0-0		NEUTRAL		0-0-0		0-0-0		0-0-0		
RPI	S	Opponent	Score	RPI	S	Opponent	Score	RPI	S	Opponent	Score	
13	H	James Madison	2 3	29	H	William & Mary	2 0	51	H	Columbia	1 0	
18	A	Old Dominion	0 2	40	H	Georgia St.	1 0	54	A	VCU	1 3	
								60	H	Northeastern	2 1	
								73	H	Hofstra	3 2	
								88	H	Lafayette	0 3	
								103	H	George Mason	2 1	
								115	A	Navy	5 3	
								120	A	Drexel	1 2	
								132	A	UNC Wilmington	2 1	
								133	A	Towson	2 2	
								144	A	Seton Hall	3 3	
								183	A	Saint Peter's	4 1	
								190	H	Massachusetts	3 0	
								197	A	Canisius	1 0	
<hr/>												
				LAST 10 GAMES								
				54	A	VCU	1 3	103	H	George Mason	2 1	
				88	H	Lafayette	0 3	73	H	Hofstra	3 2	
				132	A	UNC Wilmington	2 1	120	A	Drexel	1 2	
				133	A	Towson	2 2	13	H	James Madison	2 3	
				29	H	William & Mary	2 0	60	H	Northeastern	2 1	

Non-Div. I Games:

Delaware

Non-Div. I Games:

 Tie,
  Loss,
  Non-Conf,
 S Site, H Home, A Away, N Neutral

Average RPI Win: 107		WON-LOST RECORD		WINNING PCT. RANK		LAST 10 GAMES		STRENGTH OF SCHEDULE		OPP. STRENGTH OF SCHEDULE		TEAM RPI		ADJ RPI		CONF. RPI		ADJ CONF. RPI	
DIV. I ONLY		9-4-4		.64706 39		6-2-2		93		110		56		.52486 58		11		11	
DIV. I NON-CONF.		5-2-2		.66667 46		2-0-0		99		163		53		.53947 50		12		12	
TOTALS		RPI 1-25		RPI 26-50		W-L RECORDS		RPI 51-100		RPI 101-150		RPI 150+							
9-4-4		1-0-1		0-0-0		OVERALL		4-1-1		2-2-1		2-1-1							
2-2-3		0-0-1		0-0-0		HOME		1-0-1		0-1-0		1-1-1							
5-2-0		1-0-0		0-0-0		AWAY		3-1-0		1-1-0		0-0-0							
2-0-1		0-0-0		0-0-0		NEUTRAL		0-0-0		1-0-1		1-0-0							
5-2-2		1-0-0		0-0-0		NON-CONFERENCE		1-0-0		1-2-1		2-0-1							
1-1-1		0-0-0		0-0-0		HOME		0-0-0		0-1-0		1-0-1							
2-1-0		1-0-0		0-0-		AWAY		1-0-0		0-1-0		0-0-0							
2-0-1		0-0-0		0-0-0		NEUTRAL		0-0-0		1-0-1		1-0-0							
4-2-2		0-0-1		0-0-0		CONFERENCE		3-1-1		1-0-0		0-1-0							
1-1-2		0-0-1		0-0-0		HOME		1-0-1		0-0-0		0-1-0							
3-1-0		0-0-0		0-0-0		AWAY		2-1-0		1-0-0		0-0-0							
0-0-0		0-0-0		0-0-0		NEUTRAL		0-0-0		0-0-0		0-0-0							
RPI	S	Opponent		Score		RPI	S	Opponent		Score		RPI	S	Opponent		Score			
20	A	Coastal Caro.		1	0			75	A	East Tenn. St.		1	0	107	N	Hartwick		3	0
23	H	Furman		0	0			87	A	Elon		2	1	117	H	Radford		0	1
								91	A	Davidson		2	0	135	A	Ga. Southern		2	1
								91	A	Davidson		0	3	137	N	Gardner-Webb		0	0
								92	H	Col. of Charleston		0	0	142	A	Mercer		0	2
								93	H	UNC Greensboro		1	0	157	H	Wofford		0	1
														161	H	Winthrop		3	0
														178	H	UNC Asheville		1	1
														191	N	Detroit		2	0
LAST 10 GAMES																			
		91	A	Davidson		2	0			92	H	Col. of Charleston		0	0				
		75	A	East Tenn. St.		1	0			135	A	Ga. Southern		2	1				
		91	A	Davidson		0	3			93	H	UNC Greensboro		1	0				
		157	H	Wofford		0	1			161	H	Winthrop		3	0				
		23	H	Furman		0	0			87	A	Elon		2	1				

Non-Div. I Games: Catawba 3 0

Appalachian St.

Average RPI Win:	144	WON-LOST	WINNING	LAST 10	STRENGTH OF	OPP. STRENGTH	TEAM	ADJ	CONF.	ADJ CONF.	
Average RPI Loss:	81	RECORD	PCT. RANK	GAMES	SCHEDULE	OF SCHEDULE	RPI	RPI	RPI	RPI	
DIV. I ONLY	10-4-3	.67647	29	5-2-2	147	109	62	.52217	59	14	14
DIV. I NON-CONF.	4-2-1	.64286	54	0-0-0	176	33	95	.50717	91	17	18
<hr/>											
TOTALS	RPI 1-25	RPI 26-50		W-L RECORDS	RPI 51-100		RPI 101-150		RPI 150+		
10-4-3	0-0-0	0-1-1		OVERALL	1-2-2		4-1-0		5-0-0		
5-2-1	0-0-0	0-1-1		HOME	0-1-0		2-0-0		3-0-0		
5-2-2	0-0-0	0-0-0		AWAY	1-1-2		2-1-0		2-0-0		
0-0-0	0-0-0	0-0-0		NEUTRAL	0-0-0		0-0-0		0-0-0		
<hr/>											
4-2-1	0-0-0	0-0-1		NON-CONFERENCE	1-1-0		1-1-0		2-0-0		
2-0-1	0-0-0	0-0-1		HOME	0-0-0		0-0-0		2-0-0		
2-2-0	0-0-0	0-0-		AWAY	1-1-0		1-1-0		0-0-0		
0-0-0	0-0-0	0-0-0		NEUTRAL	0-0-0		0-0-0		0-0-0		
<hr/>											
6-2-2	0-0-0	0-1-0		CONFERENCE	0-1-2		3-0-0		3-0-0		
3-2-0	0-0-0	0-1-0		HOME	0-1-0		2-0-0		1-0-0		
3-0-2	0-0-0	0-0-0		AWAY	0-0-2		1-0-0		2-0-0		
0-0-0	0-0-0	0-0-0		NEUTRAL	0-0-0		0-0-0		0-0-0		
<hr/>											
RPI S	Opponent	Score	RPI S	Opponent	Score	RPI S	Opponent	Score	RPI S	Opponent	Score
			33 H	Monmouth	0 1	74 A	Sacred Heart	1 1	105 A	Saint Francis (PA)	1 0
			47 H	Yale	1 1	76 A	St. Francis (NY)	1 1	111 H	Mt. St. Mary's	2 0
						80 H	Central Conn. St.	1 2	112 A	UMBC	0 1
						84 A	Princeton	2 1	115 A	Navy	1 0
						97 A	Stony Brook	1 2	130 H	Quinnipiac	2 1
									159 A	Long Island	3 0
									172 H	Manhattan	2 1
									173 A	Robert Morris	2 1
									194 H	Bryant	2 0
									198 H	NJIT	2 1
<hr/>											
LAST 10 GAMES											
			159 A	Long Island	3 0	33 H	Monmouth	0 1			
			80 H	Central Conn. St.	1 2	74 A	Sacred Heart	1 1			
			194 H	Bryant	2 0	111 H	Mt. St. Mary's	2 0			
			76 A	St. Francis (NY)	1 1	173 A	Robert Morris	2 1			
			130 H	Quinnipiac	2 1	105 A	Saint Francis (PA)	1 0			

Non-Div. I Games:

Fairleigh Dickinson

Northeastern

Through Games Of November 6, 2011

Average RPI Win:		76	WON-LOST RECORD		WINNING PCT. RANK		LAST 10 GAMES		STRENGTH OF SCHEDULE		OPP. STRENGTH OF SCHEDULE		TEAM RPI		ADJ RPI		CONF. RPI		ADJ CONF. RPI					
Average RPI Loss:		91																						
DIV. I ONLY			10-6-2		.61111		54		5-4-1		96		29		54		.52211		60		6		6	
DIV. I NON-CONF.			4-2-1		.64286		54		0-0-0		145		58		76		.51482		84		4		4	
TOTALS		RPI 1-25		RPI 26-50		W-L RECORDS		RPI 51-100		RPI 101-150		RPI 150+												
10-6-2		2-1-0		2-1-0		OVERALL		2-1-1		4-1-1		0-2-0												
7-0-0		1-0-0		2-0-0		HOME		1-0-0		3-0-0		0-0-0												
3-6-1		1-1-0		0-1-0		AWAY		1-1-0		1-1-1		0-2-0												
0-0-1		0-0-0		0-0-0		NEUTRAL		0-0-1		0-0-0		0-0-0												
4-2-1		1-0-0		1-0-0		NON-CONFERENCE		0-0-1		2-0-0		0-2-0												
2-0-0		0-0-0		1-0-0		HOME		0-0-0		1-0-0		0-0-0												
2-2-0		1-0-0		0-0-		AWAY		0-0-0		1-0-0		0-2-0												
0-0-1		0-0-0		0-0-0		NEUTRAL		0-0-1		0-0-0		0-0-0												
6-4-1		1-1-0		1-1-0		CONFERENCE		2-1-0		2-1-1		0-0-0												
5-0-0		1-0-0		1-0-0		HOME		1-0-0		2-0-0		0-0-0												
1-4-1		0-1-0		0-1-0		AWAY		1-1-0		0-1-1		0-0-0												
0-0-0		0-0-0		0-0-0		NEUTRAL		0-0-0		0-0-0		0-0-0												
RPI	S	Opponent		Score		RPI	S	Opponent		Score		RPI	S	Opponent		Score								
13	A	James Madison		0 2		29	A	William & Mary		2 3		54	H	VCU		2 1								
18	H	Old Dominion		2 0		36	H	Fairfield		2 1		56	A	Delaware		1 2								
25	A	Providence		2 1		40	H	Georgia St.		1 0		73	A	Hofstra		3 2								
												82	N	Wright St.		1 1								
												103	A	George Mason		1 4								
												120	H	Drexel		3 0								
												123	H	Marist		2 0								
												132	A	UNC Wilmington		1 1								
												133	H	Towson		1 0								
												141	A	Milwaukee		2 1								
												160	A	Harvard		0 1								
												182	A	Holy Cross		1 2								
LAST 10 GAMES																								
						29	A	William & Mary		2 3		132	A	UNC Wilmington		1 1								
						18	H	Old Dominion		2 0		73	A	Hofstra		3 2								
						120	H	Drexel		3 0		40	H	Georgia St.		1 0								
						103	A	George Mason		1 4		56	A	Delaware		1 2								
						133	H	Towson		1 0		13	A	James Madison		0 2								

Non-Div. I Games:

Northeastern

Average RPI Win:		121	WON-LOST RECORD		WINNING PCT. RANK		LAST 10 GAMES		STRENGTH OF SCHEDULE		OPP. STRENGTH OF SCHEDULE		TEAM RPI		ADJ RPI		CONF. RPI		ADJ CONF. RPI				
Average RPI Loss:		89																					
DIV. I ONLY			11-6-1		.63889 42		8-2-0		129		97		59		.522 61		20		20				
DIV. I NON-CONF.			4-4-1		.5 88		1-0-0		68		55		85		.51879 78		18		17				
TOTALS		RPI 1-25		RPI 26-50		W-L RECORDS		RPI 51-100		RPI 101-150		RPI 150+											
11-6-1		1-1-0		0-0-0		OVERALL		3-3-0		2-1-1		5-1-0											
4-2-1		1-0-0		0-0-0		HOME		1-1-0		1-0-1		1-1-0											
7-4-0		0-1-0		0-0-0		AWAY		2-2-0		1-1-0		4-0-0											
0-0-0		0-0-0		0-0-0		NEUTRAL		0-0-0		0-0-0		0-0-0											
4-4-1		0-1-0		0-0-0		NON-CONFERENCE		2-2-0		1-1-1		1-0-0											
1-0-1		0-0-0		0-0-0		HOME		1-0-0		0-0-1		0-0-0											
3-4-0		0-1-0		0-0-		AWAY		1-2-0		1-1-0		1-0-0											
0-0-0		0-0-0		0-0-0		NEUTRAL		0-0-0		0-0-0		0-0-0											
7-2-0		1-0-0		0-0-0		CONFERENCE		1-1-0		1-0-0		4-1-0											
3-2-0		1-0-0		0-0-0		HOME		0-1-0		1-0-0		1-1-0											
4-0-0		0-0-0		0-0-0		AWAY		1-0-0		0-0-0		3-0-0											
0-0-0		0-0-0		0-0-0		NEUTRAL		0-0-0		0-0-0		0-0-0											
RPI	S	Opponent		Score		RPI	S	Opponent		Score		RPI	S	Opponent		Score							
1	A	Creighton		0	1			51	A	Columbia	1 0	123	H	Marist		0	0						
9	H	Charlotte		1	0			55	A	Drake	1 3	126	A	Adelphi		1	2						
								62	A	Xavier	1 0	131	H	La Salle		4	0						
								73	A	Hofstra	0 2	134	A	Hartford		1	0						
								86	H	Saint Louis	1 2	153	A	Temple		1	0						
								94	H	Lehigh	1 0	155	H	Rhode Island		2	1						
												170	A	Dayton		1	0						
												172	A	Manhattan		2	0						
												190	H	Massachusetts		0	1						
												202	A	Saint Joseph's		2	1						
						LAST 10 GAMES																	
						153	A	Temple		1	0	155	H	Rhode Island		2	1						
						202	A	Saint Joseph's		2	1	190	H	Massachusetts		0	1						
						131	H	La Salle		4	0	170	A	Dayton		1	0						
						9	H	Charlotte		1	0	62	A	Xavier		1	0						
						86	H	Saint Louis		1	2	172	A	Manhattan		2	0						

Non-Div. I Games:

Fordham

Average RPI Win: 135		WON-LOST	WINNING	LAST 10	STRENGTH OF	OPP. STRENGTH	TEAM	ADJ	CONF.	ADJ CONF.				
Average RPI Loss: 66		RECORD	PCT. RANK	GAMES	SCHEDULE	OF SCHEDULE	RPI	RPI	RPI	RPI				
DIV. I ONLY		10-4-3	.67647	29	4-3-2	133	150	60	.5195	62	20	20		
DIV. I NON-CONF.		6-1-1	.8125	12	0-0-0	81	135	18	.59063	18	18	17		
<hr/>														
TOTALS		RPI 1-25		RPI 26-50		W-L RECORDS		RPI 51-100		RPI 101-150		RPI 150+		
10-4-3		0-1-0		1-1-0		OVERALL		3-1-0		0-0-1		6-1-2		
5-1-1		0-0-0		0-0-0		HOME		1-1-0		0-0-1		4-0-0		
4-3-2		0-1-0		0-1-0		AWAY		2-0-0		0-0-0		2-1-2		
1-0-0		0-0-0		1-0-0		NEUTRAL		0-0-0		0-0-0		0-0-0		
6-1-1		0-0-0		1-1-0		NON-CONFERENCE		2-0-0		0-0-0		3-0-1		
3-0-0		0-0-0		0-0-0		HOME		1-0-0		0-0-0		2-0-0		
2-1-1		0-0-0		0-0-		AWAY		1-0-0		0-0-0		1-0-1		
1-0-0		0-0-0		1-0-0		NEUTRAL		0-0-0		0-0-0		0-0-0		
4-3-2		0-1-0		0-0-0		CONFERENCE		1-1-0		0-0-1		3-1-1		
2-1-1		0-0-0		0-0-0		HOME		0-1-0		0-0-1		2-0-0		
2-2-1		0-1-0		0-0-0		AWAY		1-0-0		0-0-0		1-1-1		
0-0-0		0-0-0		0-0-0		NEUTRAL		0-0-0		0-0-0		0-0-0		
RPI	S	Opponent	Score		RPI	S	Opponent	Score		RPI	S	Opponent	Score	
9	A	Charlotte	0 1		31	N	Northern Ill.	2 1		61	H	Fordham	0 1	
					41	A	Northwestern	0 2		71	H	Marshall	1 0	
										82	A	Wright St.	3 2	
										86	A	Saint Louis	1 0	

Non-Div. I Games:

Xavier

Average RPI Win: 123		WON-LOST RECORD		WINNING PCT. RANK		LAST 10 GAMES		STRENGTH OF SCHEDULE		OPP. STRENGTH OF SCHEDULE		TEAM RPI		ADJ RPI		CONF. RPI		ADJ CONF. RPI					
DIV. I ONLY		8-2-5		.7 26		6-1-3		161		90		65		.51759 63		8		7					
DIV. I NON-CONF.		5-1-3		.72222 31		3-0-1		165		150		74		.51859 79		7		7					
TOTALS		RPI 1-25		RPI 26-50		W-L RECORDS		RPI 51-100		RPI 101-150		RPI 150+											
8-2-5		0-0-0		1-0-1		OVERALL		3-1-2		0-1-1		4-0-1											
5-1-2		0-0-0		0-0-1		HOME		2-0-1		0-1-0		3-0-0											
3-1-3		0-0-0		1-0-0		AWAY		1-1-1		0-0-1		1-0-1											
0-0-0		0-0-0		0-0-0		NEUTRAL		0-0-0		0-0-0		0-0-0											
5-1-3		0-0-0		0-0-0		NON-CONFERENCE		2-0-1		0-1-1		3-0-1											
4-1-1		0-0-0		0-0-0		HOME		2-0-1		0-1-0		2-0-0											
1-0-2		0-0-0		0-0-		AWAY		0-0-0		0-0-1		1-0-1											
0-0-0		0-0-0		0-0-0		NEUTRAL		0-0-0		0-0-0		0-0-0											
3-1-2		0-0-0		1-0-1		CONFERENCE		1-1-1		0-0-0		1-0-0											
1-0-1		0-0-0		0-0-1		HOME		0-0-0		0-0-0		1-0-0											
2-1-1		0-0-0		1-0-0		AWAY		1-1-1		0-0-0		0-0-0											
0-0-0		0-0-0		0-0-0		NEUTRAL		0-0-0		0-0-0		0-0-0											
RPI	S	Opponent		Score		RPI	S	Opponent		Score		RPI	S	Opponent		Score		RPI	S	Opponent		Score	
				28	H	Brown	1	1	70	A	Dartmouth	1	3	104	H	Niagara	1	3					
				47	A	Yale	2	0	73	H	Hofstra	3	0	107	A	Hartwick	1	1					
									77	A	Penn	1	0	159	H	Long Island	2	0					
									84	A	Princeton	1	1	160	H	Harvard	3	1					
									88	H	Lafayette	1	1	164	H	Binghamton	4	0					
									100	H	Colgate	1	0	199	A	St. Bonaventure	1	1					
														202	A	Saint Joseph's	1	0					
LAST 10 GAMES																							
				70	A	Dartmouth	1	3	160	H	Harvard	3	1										
				84	A	Princeton	1	1	77	A	Penn	1	0										
				28	H	Brown	1	1	199	A	St. Bonaventure	1	1										
				47	A	Yale	2	0	202	A	Saint Joseph's	1	0										
				100	H	Colgate	1	0	164	H	Binghamton	4	0										

Non-Div. I Games:

Cornell

Average RPI Win:		114	WON-LOST RECORD		WINNING PCT. RANK		LAST 10 GAMES		STRENGTH OF SCHEDULE		OPP. STRENGTH OF SCHEDULE		TEAM RPI		ADJ RPI		CONF. RPI		ADJ CONF. RPI	
DIV. I ONLY			6-7-5		.47222 119		1-6-3		31		26		72		.51679 64		2		2	
DIV. I NON-CONF.			5-1-2		.75 23		0-0-0		95		84		28		.56905 29		2		2	
TOTALS		RPI 1-25		RPI 26-50		W-L RECORDS		RPI 51-100		RPI 101-150		RPI 150+								
6-7-5		0-4-1		0-2-4		OVERALL		2-0-0		3-1-0		1-0-0								
2-3-2		0-2-0		0-1-2		HOME		1-0-0		1-0-0		0-0-0								
1-4-2		0-2-0		0-1-2		AWAY		0-0-0		1-1-0		0-0-0								
3-0-1		0-0-1		0-0-0		NEUTRAL		1-0-0		1-0-0		1-0-0								
5-1-2		0-0-1		0-0-1		NON-CONFERENCE		1-0-0		3-1-0		1-0-0								
1-0-1		0-0-0		0-0-1		HOME		0-0-0		1-0-0		0-0-0								
1-1-0		0-0-0		0-0-		AWAY		0-0-0		1-1-0		0-0-0								
3-0-1		0-0-1		0-0-0		NEUTRAL		1-0-0		1-0-0		1-0-0								
1-6-3		0-4-0		0-2-3		CONFERENCE		1-0-0		0-0-0		0-0-0								
1-3-1		0-2-0		0-1-1		HOME		1-0-0		0-0-0		0-0-0								
0-3-2		0-2-0		0-1-2		AWAY		0-0-0		0-0-0		0-0-0								
0-0-0		0-0-0		0-0-0		NEUTRAL		0-0-0		0-0-0		0-0-0								
RPI	S	Opponent		Score		RPI	S	Opponent		Score		RPI	S	Opponent		Score				
8	A	UC Irvine		0	1	34	A	UC Riverside		1	1	67	N	Green Bay		2	1			
8	H	UC Irvine		1	2	34	H	UC Riverside		1	1	89	H	Cal Poly		1	0			
10	A	UC Santa Barbara		0	6	45	A	Cal St. Northridge		0	3			101 H Denver		4	2			
10	H	UC Santa Barbara		3	4	45	H	Cal St. Northridge		1	2			103 A George Mason		1	2			
21	N	Akron		0	0	46	H	CSU Bakersfield		0	0			136 N San Francisco		2	0			
						49	A	UC Davis		1	1			139 A American		3	0			
														151 N UNLV		5	1			
LAST 10 GAMES																				
				45	H	Cal St. Northridge		1	2	89	H	Cal Poly		1	0					
				49	A	UC Davis		1	1	34	H	UC Riverside		1	1					
				10	H	UC Santa Barbara		3	4	10	A	UC Santa Barbara		0	6					
				34	A	UC Riverside		1	1	8	H	UC Irvine		1	2					
				8	A	UC Irvine		0	1	45	A	Cal St. Northridge		0	3					

Non-Div. I Games: Hope Int'l 1 0

Cal St. Fullerton

Average RPI Win:		132	WON-LOST RECORD		WINNING PCT. RANK		LAST 10 GAMES		STRENGTH OF SCHEDULE		OPP. STRENGTH OF SCHEDULE		TEAM RPI		ADJ RPI		CONF. RPI		ADJ CONF. RPI					
DIV. I ONLY			11-5-2		.66667		33		5-3-2		155		88		63		.51556		66		10		10	
DIV. I NON-CONF.			6-2-0		.75		23		0-0-0		173		126		68		.52852		67		10		11	
TOTALS		RPI 1-25		RPI 26-50				W-L RECORDS				RPI 51-100				RPI 101-150				RPI 150+				
11-5-2		0-2-0		1-0-0				OVERALL				2-1-1				3-1-1				5-1-0				
6-3-0		0-1-0		1-0-0				HOME				1-1-0				2-0-0				2-1-0				
3-2-2		0-1-0		0-0-0				AWAY				0-0-1				1-1-1				2-0-0				
2-0-0		0-0-0		0-0-0				NEUTRAL				1-0-0				0-0-0				1-0-0				
6-2-0		0-0-0		0-0-0				NON-CONFERENCE				2-1-0				1-1-0				3-0-0				
3-1-0		0-0-0		0-0-0				HOME				1-1-0				1-0-0				1-0-0				
1-1-0		0-0-0		0-0-				AWAY				0-0-0				0-1-0				1-0-0				
2-0-0		0-0-0		0-0-0				NEUTRAL				1-0-0				0-0-0				1-0-0				
5-3-2		0-2-0		1-0-0				CONFERENCE				0-0-1				2-0-1				2-1-0				
3-2-0		0-1-0		1-0-0				HOME				0-0-0				1-0-0				1-1-0				
2-1-2		0-1-0		0-0-0				AWAY				0-0-1				1-0-1				1-0-0				
0-0-0		0-0-0		0-0-0				NEUTRAL				0-0-0				0-0-0				0-0-0				
RPI	S	Opponent		Score		RPI	S	Opponent		Score		RPI	S	Opponent		Score		RPI	S	Opponent		Score		
6	A	New Mexico		0	1	46	H	CSU Bakersfield		2	1	80	N	Central Conn. St.		3	2	101	A	Denver		0	0	
6	H	New Mexico		1	2							83	A	Sacramento St.		0	0	101	H	Denver		2	1	
												91	H	Davidson		0	2	119	A	San Jose St.		1	0	
												92	H	Col. of Charleston		3	1	128	A	New Hampshire		0	1	
																		146	H	Buffalo		6	1	
																		151	A	UNLV		4	0	
																		151	H	UNLV		0	1	
																		168	H	Seattle		2	1	
																		175	N	Duquesne		3	2	
																		176	A	Pittsburgh		2	1	
																		196	H	Houston Baptist		5	2	
						LAST 10 GAMES																		
						101	H	Denver		2	1	6	A	New Mexico		0	1							
						46	H	CSU Bakersfield		2	1	151	A	UNLV		4	0							
						168	H	Seattle		2	1	6	H	New Mexico		1	2							
						83	A	Sacramento St.		0	0	151	H	UNLV		0	1							
						119	A	San Jose St.		1	0	101	A	Denver		0	0							

Non-Div. I Games:

Air Force

Average RPI Win:	134	WON-LOST	WINNING	LAST 10	STRENGTH OF	OPP. STRENGTH	TEAM	ADJ	CONF.	ADJ CONF.	
Average RPI Loss:	94	RECORD	PCT. RANK	GAMES	SCHEDULE	OF SCHEDULE	RPI	RPI	RPI	RPI	
DIV. I ONLY	10-6-1	.61765	49	6-4-0	157	84	74	.51479	67	15	16
DIV. I NON-CONF.	5-3-1	.61111	63	2-1-0	159	22	89	.51545	83	15	15
<hr/>											
TOTALS	RPI 1-25	RPI 26-50		W-L RECORDS		RPI 51-100		RPI 101-150		RPI 150+	
10-6-1	0-0-0	1-0-1		OVERALL		0-4-0		5-2-0		4-0-0	
6-1-0	0-0-0	1-0-0		HOME		0-0-0		2-1-0		3-0-0	
4-4-1	0-0-0	0-0-1		AWAY		0-3-0		3-1-0		1-0-0	
0-1-0	0-0-0	0-0-0		NEUTRAL		0-1-0		0-0-0		0-0-0	
<hr/>											
5-3-1	0-0-0	1-0-1		NON-CONFERENCE		0-2-0		2-1-0		2-0-0	
2-1-0	0-0-0	1-0-0		HOME		0-0-0		0-1-0		1-0-0	
3-1-1	0-0-0	0-1-		AWAY		0-1-0		2-0-0		1-0-0	
0-1-0	0-0-0	0-0-0		NEUTRAL		0-1-0		0-0-0		0-0-0	
<hr/>											
5-3-0	0-0-0	0-0-0		CONFERENCE		0-2-0		3-1-0		2-0-0	
4-0-0	0-0-0	0-0-0		HOME		0-0-0		2-0-0		2-0-0	
1-3-0	0-0-0	0-0-0		AWAY		0-2-0		1-1-0		0-0-0	
0-0-0	0-0-0	0-0-0		NEUTRAL		0-0-0		0-0-0		0-0-0	
<hr/>											
RPI S	Opponent	Score	RPI S	Opponent	Score	RPI S	Opponent	Score	RPI S	Opponent	Score
			27 A	Bradley	1 1	64 N	Cal St. Fullerton	1 2	102 A	Tulsa	3 2
			38 H	Wisconsin	2 0	78 A	Ill.-Chicago	1 3	104 H	Niagara	0 2
						82 A	Wright St.	1 2	122 H	Valparaiso	1 0
						96 A	DePaul	1 3	129 H	Butler	1 0
									138 A	Cleveland St.	2 1
									140 A	SIU Edwardsville	1 0
									141 A	Milwaukee	2 3
									151 A	UNLV	2 1
									163 H	Loyola Chicago	2 1
									170 H	Dayton	2 1
									191 H	Detroit	3 1
<hr/>											
			LAST 10 GAMES								
			122 H	Valparaiso	1 0	129 H	Butler	1 0			
			82 A	Wright St.	1 2	102 A	Tulsa	3 2			
			191 H	Detroit	3 1	96 A	DePaul	1 3			
			138 A	Cleveland St.	2 1	78 A	Ill.-Chicago	1 3			
			38 H	Wisconsin	2 0	141 A	Milwaukee	2 3			

Non-Div. I Games:

Green Bay

Average RPI Win:		120	WON-LOST RECORD		WINNING PCT. RANK	LAST 10 GAMES	STRENGTH OF SCHEDULE		OPP. STRENGTH OF SCHEDULE	TEAM RPI	ADJ RPI	CONF. RPI	ADJ CONF. RPI		
Average RPI Loss:		42	6-6-5		.5	98	5-3-2		27	106	70	.51443	68	13	12
DIV. I ONLY			1-3-3		.35714	153	0-0-0		2	49	47	.54237	47	11	10
DIV. I NON-CONF.															
TOTALS		RPI 1-25	RPI 26-50		W-L RECORDS		RPI 51-100		RPI 101-150		RPI 150+				
6-6-5		0-2-0	1-1-1		OVERALL		1-3-2		2-0-2		2-0-0				
4-1-2		0-0-0	1-0-0		HOME		1-1-1		1-0-1		1-0-0				
2-5-3		0-2-0	0-1-1		AWAY		0-2-1		1-0-1		1-0-0				
0-0-0		0-0-0	0-0-0		NEUTRAL		0-0-0		0-0-0		0-0-0				
1-3-3		0-2-0	1-1-1		NON-CONFERENCE		0-0-1		0-0-1		0-0-0				
1-0-2		0-0-0	1-0-0		HOME		0-0-1		0-0-1		0-0-0				
0-3-1		0-2-0	0-1-		AWAY		0-0-0		0-0-0		0-0-0				
0-0-0		0-0-0	0-0-0		NEUTRAL		0-0-0		0-0-0		0-0-0				
5-3-2		0-0-0	0-0-0		CONFERENCE		1-3-1		2-0-1		2-0-0				
3-1-0		0-0-0	0-0-0		HOME		1-1-0		1-0-0		1-0-0				
2-2-2		0-0-0	0-0-0		AWAY		0-2-1		1-0-1		1-0-0				
0-0-0		0-0-0	0-0-0		NEUTRAL		0-0-0		0-0-0		0-0-0				
RPI S	Opponent	Score		RPI S	Opponent	Score		RPI S	Opponent	Score		RPI S	Opponent	Score	
1 A	Creighton	0	1	34 A	UC Riverside	0	1	52 A	Portland	0	4	110 A	Loyola Marymount	1	0
16 A	UCLA	1	2	46 A	CSU Bakersfield	0	0	52 H	Portland	2	3	119 H	San Jose St.	0	0
				49 H	UC Davis	1	0	79 A	San Diego	0	0	136 A	San Francisco	0	0
								83 H	Sacramento St.	1	1	136 H	San Francisco	2	1
								95 A	Santa Clara	1	2	166 A	Gonzaga	3	2
								95 H	Santa Clara	2	0	166 H	Gonzaga	3	0
LAST 10 GAMES															
				95 A	Santa Clara	1	2	166 H	Gonzaga	3	0				
				136 H	San Francisco	2	1	136 A	San Francisco	0	0				
				166 A	Gonzaga	3	2	95 H	Santa Clara	2	0				
				52 A	Portland	0	4	110 A	Loyola Marymount	1	0				
				52 H	Portland	2	3	79 A	San Diego	0	0				

Non-Div. I Games:

St. Mary's (CA)

Average RPI Win:	112	WON-LOST RECORD	WINNING PCT. RANK	LAST 10 GAMES	STRENGTH OF SCHEDULE	OPP. STRENGTH OF SCHEDULE	TEAM RPI	ADJ RPI	CONF. RPI	ADJ CONF. RPI					
DIV. I ONLY		9-9-2	.5	98	2-6-1	77	36	77	.51409	69	3	3			
DIV. I NON-CONF.		7-4-1	.625	58	0-1-0	107	75	65	.53092	63	3	3			
<hr/>															
TOTALS	RPI 1-25	RPI 26-50		W-L RECORDS		RPI 51-100		RPI 101-150		RPI 150+					
9-9-2	1-3-1	1-2-0		OVERALL		1-1-0		3-3-0		3-0-1					
7-2-1	1-1-0	0-0-0		HOME		1-1-0		3-0-0		2-0-1					
0-7-1	0-2-1	0-2-0		AWAY		0-0-0		0-3-0		0-0-0					
2-0-0	0-0-0	1-0-0		NEUTRAL		0-0-0		0-0-0		1-0-0					
7-4-1	0-2-0	1-0-0		NON-CONFERENCE		1-0-0		2-2-0		3-0-1					
5-0-1	0-0-0	0-0-0		HOME		1-0-0		2-0-0		2-0-1					
0-4-0	0-2-0	0-0-		AWAY		0-0-0		0-2-0		0-0-0					
2-0-0	0-0-0	1-0-0		NEUTRAL		0-0-0		0-0-0		1-0-0					
2-5-1	1-1-1	0-2-0		CONFERENCE		0-1-0		1-1-0		0-0-0					
2-2-0	1-1-0	0-0-0		HOME		0-1-0		1-0-0		0-0-0					
0-3-1	0-0-1	0-2-0		AWAY		0-0-0		0-1-0		0-0-0					
0-0-0	0-0-0	0-0-0		NEUTRAL		0-0-0		0-0-0		0-0-0					
RPI S	Opponent	Score		RPI S	Opponent	Score		RPI S	Opponent	Score					
1 A	Creighton	0	2	28 N	Brown	5	1	71 H	Marshall	0	2	102 H	Tulsa	3	1
12 H	SMU	2	0	35 A	Memphis	0	2	82 H	Wright St.	2	1	106 A	California	2	3
14 H	UAB	2	3	42 A	UCF	1	2					113 A	FIU	0	1
17 A	South Carolina	2	2									114 A	Stanford	1	3
19 A	Indiana	0	2									127 H	Evansville	3	2
												145 H	Michigan	2	1
												158 N	High Point	2	1
												167 H	IUPUI	2	2
												170 H	Dayton	2	0
												180 H	IPFW	4	2
LAST 10 GAMES															
17 A	South Carolina	2	2	14 H	UAB	2	3								
12 H	SMU	2	0	71 H	Marshall	0	2								
35 A	Memphis	0	2	113 A	FIU	0	1								
19 A	Indiana	0	2	42 A	UCF	1	2								
102 H	Tulsa	3	1	127 H	Evansville	3	2								

Non-Div. I Games:

Kentucky

Average RPI Win: 88		WON-LOST	WINNING	LAST 10	STRENGTH OF		OPP. STRENGTH	TEAM	ADJ		CONF.	ADJ CONF.			
Average RPI Loss: 59		RECORD	PCT. RANK	GAMES	SCHEDULE		OF SCHEDULE	RPI	RPI		RPI	RPI			
DIV. I ONLY		8-5-3	.59375	65	7-2-1		101	16	61		.51172	70			
DIV. I NON-CONF.		4-4-2	.5	88	3-1-0		93	21	91		.5042	95			
TOTALS		RPI 1-25	RPI 26-50		W-L RECORDS		RPI 51-100		RPI 101-150		RPI 150+				
8-5-3		1-2-1	0-1-0		OVERALL		5-0-0		1-2-0		1-0-2				
7-1-1		1-1-1	0-0-0		HOME		4-0-0		1-0-0		1-0-0				
1-3-2		0-1-0	0-1-0		AWAY		1-0-0		0-1-0		0-0-2				
0-1-0		0-0-0	0-0-0		NEUTRAL		0-0-0		0-1-0		0-0-0				
4-4-2		1-2-1	0-0-0		NON-CONFERENCE		1-0-0		1-2-0		1-0-1				
4-1-1		1-1-1	0-0-0		HOME		1-0-0		1-0-0		1-0-0				
0-2-1		0-1-0	0-0-		AWAY		0-0-0		0-1-0		0-0-1				
0-1-0		0-0-0	0-0-0		NEUTRAL		0-0-0		0-1-0		0-0-0				
4-1-1		0-0-0	0-1-0		CONFERENCE		4-0-0		0-0-0		0-0-1				
3-0-0		0-0-0	0-0-0		HOME		3-0-0		0-0-0		0-0-0				
1-1-1		0-0-0	0-1-0		AWAY		1-0-0		0-0-0		0-0-1				
0-0-0		0-0-0	0-0-0		NEUTRAL		0-0-0		0-0-0		0-0-0				
RPI S	Opponent	Score		RPI S	Opponent	Score		RPI S	Opponent	Score		RPI S	Opponent	Score	
5 H	South Fla.	3	3	47 A	Yale	0	2	51 H	Columbia	2	0	102 N	Tulsa	2	3
7 H	Boston College	0	2					63 H	Cornell	3	1	121 H	Vermont	2	0
12 A	SMU	1	2					77 A	Penn	2	1	128 A	New Hampshire	0	3
17 H	South Carolina	2	0					84 H	Princeton	4	1	160 A	Harvard	1	1
								100 H	Colgate	1	0	182 A	Holy Cross	0	0
												190 H	Massachusetts	2	1
LAST 10 GAMES															
	63 H	Cornell	3	1		77 A	Penn	2	1						
	128 A	New Hampshire	0	3		47 A	Yale	0	2						
	160 A	Harvard	1	1		121 H	Vermont	2	0						
	100 H	Colgate	1	0		84 H	Princeton	4	1						
	51 H	Columbia	2	0		190 H	Massachusetts	2	1						

Non-Div. I Games:

Dartmouth

Average RPI Win: 109		WON-LOST RECORD		WINNING PCT. RANK		LAST 10 GAMES		STRENGTH OF SCHEDULE		OPP. STRENGTH OF SCHEDULE		TEAM RPI		ADJ RPI		CONF. RPI		ADJ CONF. RPI	
DIV. I ONLY		8-8-4		.5 98		4-4-2		97		28		97		.51045 72		5		4	
DIV. I NON-CONF.		3-3-3		.5 88		0-0-1		166		54		131		.48084 120		6		5	
TOTALS		RPI 1-25		RPI 26-50		W-L RECORDS		RPI 51-100		RPI 101-150		RPI 150+							
8-8-4		2-2-1		1-2-0		OVERALL		0-3-3		2-0-0		3-1-0							
3-3-2		1-1-0		0-1-0		HOME		0-1-2		1-0-0		1-0-0							
5-5-2		1-1-1		1-1-0		AWAY		0-2-1		1-0-0		2-1-0							
0-0-0		0-0-0		0-0-0		NEUTRAL		0-0-0		0-0-0		0-0-0							
3-3-3		0-0-1		0-0-0		NON-CONFERENCE		0-3-2		1-0-0		2-0-0							
2-1-1		0-0-0		0-0-0		HOME		0-1-1		1-0-0		1-0-0							
1-2-2		0-0-1		0-0-		AWAY		0-2-1		0-0-0		1-0-0							
0-0-0		0-0-0		0-0-0		NEUTRAL		0-0-0		0-0-0		0-0-0							
5-5-1		2-2-0		1-2-0		CONFERENCE		0-0-1		1-0-0		1-1-0							
1-2-1		1-1-0		0-1-0		HOME		0-0-1		0-0-0		0-0-0							
4-3-0		1-1-0		1-1-0		AWAY		0-0-0		1-0-0		1-1-0							
0-0-0		0-0-0		0-0-0		NEUTRAL		0-0-0		0-0-0		0-0-0							
RPI	S	Opponent		Score		RPI	S	Opponent		Score		RPI	S	Opponent		Score			
5	A	South Fla.		1 2		30	A	Rutgers		2 3		77	H	Penn		1 2			
5	A	South Fla.		1 0		39	A	Notre Dame		1 0		84	A	Princeton		1 2			
10	A	UC Santa Barbara		0 0		48	H	Georgetown		0 2		88	A	Lafayette		0 0			
11	H	Louisville		0 2								89	A	Cal Poly		0 1			
15	H	St. John's (NY)		3 1								96	H	DePaul		1 1			
												100	H	Colgate		1 1			

Non-Div. I Games:

Villanova

Average RPI Win:	103	WON-LOST RECORD	WINNING PCT. RANK	LAST 10 GAMES	STRENGTH OF SCHEDULE	OPP. STRENGTH OF SCHEDULE	TEAM RPI	ADJ RPI	CONF. RPI	ADJ CONF. RPI		
Average RPI Loss:	56											
DIV. I ONLY		7-10-1	.41667	132	2-6-1	15	92	78	.50913	73	6	6
DIV. I NON-CONF.		3-3-1	.5	88	0-0-1	3	194	36	.55166	39	4	4
<hr/>												
TOTALS	RPI 1-25	RPI 26-50		W-L RECORDS		RPI 51-100		RPI 101-150		RPI 150+		
7-10-1	1-1-0	0-2-0		OVERALL		2-6-0		3-1-1		1-0-0		
4-4-1	1-0-0	0-0-0		HOME		1-3-0		1-1-1		1-0-0		
3-6-0	0-1-0	0-2-0		AWAY		1-3-0		2-0-0		0-0-0		
0-0-0	0-0-0	0-0-0		NEUTRAL		0-0-0		0-0-0		0-0-0		
<hr/>												
3-3-1	0-0-0	0-0-0		NON-CONFERENCE		2-3-0		0-0-1		1-0-0		
2-1-1	0-0-0	0-0-0		HOME		1-1-0		0-0-1		1-0-0		
1-2-0	0-0-0	0-0-		AWAY		1-2-0		0-0-0		0-0-0		
0-0-0	0-0-0	0-0-0		NEUTRAL		0-0-0		0-0-0		0-0-0		
<hr/>												
4-7-0	1-1-0	0-2-0		CONFERENCE		0-3-0		3-1-0		0-0-0		
2-3-0	1-0-0	0-0-0		HOME		0-2-0		1-1-0		0-0-0		
2-4-0	0-1-0	0-2-0		AWAY		0-1-0		2-0-0		0-0-0		
0-0-0	0-0-0	0-0-0		NEUTRAL		0-0-0		0-0-0		0-0-0		
<hr/>												
RPI S	Opponent	Score	RPI S	Opponent	Score	RPI S	Opponent	Score	RPI S	Opponent	Score	
13 H	James Madison	3 0	29 A	William & Mary	2 3	54 H	VCU	0 3	103 H	George Mason	2 3	
18 A	Old Dominion	1 4	40 A	Georgia St.	0 1	56 A	Delaware	2 3	109 H	Penn St.	1 1	
						57 H	Iona	0 2	120 A	Drexel	1 0	
						60 H	Northeastern	2 3	132 H	UNC Wilmington	2 1	
						61 H	Fordham	2 0	133 A	Towson	3 2	
						63 A	Cornell	0 3	162 H	Albany (NY)	3 2	
						76 A	St. Francis (NY)	0 1				
						100 A	Colgate	1 0				
<hr/>												
LAST 10 GAMES												
13 H	James Madison	3 0	120 A	Drexel	1 0							
109 H	Penn St.	1 1	56 A	Delaware	2 3							
29 A	William & Mary	2 3	60 H	Northeastern	2 3							
103 H	George Mason	2 3	54 H	VCU	0 3							
18 A	Old Dominion	1 4	133 A	Towson	3 2							

Non-Div. I Games:

Hofstra

Average RPI Win:	138	WON-LOST	WINNING	LAST 10	STRENGTH OF	OPP. STRENGTH	TEAM	ADJ	CONF.	ADJ CONF.		
Average RPI Loss:	79	RECORD	PCT. RANK	GAMES	SCHEDULE	OF SCHEDULE	RPI	RPI	RPI	RPI		
DIV. I ONLY	10-4-4	.66667	33	5-1-4	156	112	67	.50845	74	14	14	
DIV. I NON-CONF.	4-3-1	.5625	72	0-0-1	188	59	125	.47245	127	17	18	
<hr/>												
TOTALS	RPI 1-25	RPI 26-50		W-L RECORDS		RPI 51-100		RPI 101-150		RPI 150+		
10-4-4	0-1-0	1-0-1		OVERALL		2-1-2		2-2-0		5-0-1		
6-1-2	0-0-0	1-0-1		HOME		1-0-1		2-1-0		2-0-0		
4-3-2	0-1-0	0-0-0		AWAY		1-1-1		0-1-0		3-0-1		
0-0-0	0-0-0	0-0-0		NEUTRAL		0-0-0		0-0-0		0-0-0		
<hr/>												
4-3-1	0-1-0	0-0-1		NON-CONFERENCE		1-1-0		0-1-0		3-0-0		
2-1-1	0-0-0	0-0-1		HOME		0-0-0		0-1-0		2-0-0		
2-2-0	0-1-0	0-0-		AWAY		1-1-0		0-0-0		1-0-0		
0-0-0	0-0-0	0-0-0		NEUTRAL		0-0-0		0-0-0		0-0-0		
<hr/>												
6-1-3	0-0-0	1-0-0		CONFERENCE		1-0-2		2-1-0		2-0-1		
4-0-1	0-0-0	1-0-0		HOME		1-0-1		2-0-0		0-0-0		
2-1-2	0-0-0	0-0-0		AWAY		0-0-1		0-1-0		2-0-1		
0-0-0	0-0-0	0-0-0		NEUTRAL		0-0-0		0-0-0		0-0-0		
<hr/>												
RPI S	Opponent	Score		RPI S	Opponent	Score		RPI S	Opponent	Score		
25 A	Providence	0	1	33 H	Monmouth	1	0	51 A	Columbia	1	2	
				47 H	Yale	1	1	59 H	Fairleigh Dickinson	1	1	
								76 A	St. Francis (NY)	1	1	
								80 H	Central Conn. St.	2	0	
								97 A	Stony Brook	1	0	
									105 A	Saint Francis (PA)	0	1
									111 H	Mt. St. Mary's	1	0
									130 H	Quinnipiac	3	0
									134 H	Hartford	0	3
									159 A	Long Island	1	1
									173 A	Robert Morris	1	0
									182 A	Holy Cross	1	0
									183 H	Saint Peter's	2	0
									194 A	Bryant	2	1
									198 H	NJIT	2	1
<hr/>												
LAST 10 GAMES				LAST 10 GAMES				LAST 10 GAMES				
				194 A	Bryant	2	1	33 H	Monmouth	1	0	
				130 H	Quinnipiac	3	0	111 H	Mt. St. Mary's	1	0	
				76 A	St. Francis (NY)	1	1	59 H	Fairleigh Dickinson	1	1	
				80 H	Central Conn. St.	2	0	159 A	Long Island	1	1	
				47 H	Yale	1	1	105 A	Saint Francis (PA)	0	1	

Non-Div. I Games:

Sacred Heart

Average RPI Win:	118	WON-LOST	WINNING		LAST 10		STRENGTH OF		OPP. STRENGTH		TEAM	ADJ	CONF.	ADJ CONF.			
Average RPI Loss:	114	RECORD	PCT. RANK	GAMES		SCHEDULE		OF SCHEDULE		RPI	RPI	RPI	RPI				
DIV. I ONLY		9-6-3	.58333	68	3-4-2		117		98		75	.50576	75	19	18		
DIV. I NON-CONF.		6-2-2	.7	33	0-1-1		54		29		21	.58267	22	19	19		
TOTALS		RPI 1-25		RPI 26-50		W-L RECORDS		RPI 51-100		RPI 101-150		RPI 150+					
9-6-3		0-1-1		2-0-1		OVERALL		3-1-1		0-2-0		4-2-0					
5-2-3		0-0-1		1-0-1		HOME		1-1-1		0-0-0		3-1-0					
3-4-0		0-1-0		0-0-0		AWAY		2-0-0		0-2-0		1-1-0					
1-0-0		0-0-0		1-0-0		NEUTRAL		0-0-0		0-0-0		0-0-0					
6-2-2		0-1-1		1-0-1		NON-CONFERENCE		3-1-0		0-0-0		2-0-0					
3-1-2		0-0-1		0-0-1		HOME		1-1-0		0-0-0		2-0-0					
2-1-0		0-1-0		0-0-		AWAY		2-0-0		0-0-0		0-0-0					
1-0-0		0-0-0		1-0-0		NEUTRAL		0-0-0		0-0-0		0-0-0					
3-4-1		0-0-0		1-0-0		CONFERENCE		0-0-1		0-2-0		2-2-0					
2-1-1		0-0-0		1-0-0		HOME		0-0-1		0-0-0		1-1-0					
1-3-0		0-0-0		0-0-0		AWAY		0-0-0		0-2-0		1-1-0					
0-0-0		0-0-0		0-0-0		NEUTRAL		0-0-0		0-0-0		0-0-0					
RPI	S	Opponent		Score		RPI	S	Opponent		Score		RPI	S	Opponent		Score	
18	A	Old Dominion		0	4	29	N	William & Mary		2	0	116	A	Jacksonville		1	2
23	H	Furman		0	0	37	H	Clemson		1	1	142	A	Mercer		0	1
						50	H	Fla. Gulf Coast		2	1	154	H	Virginia Tech		1	0
												165	A	Belmont		1	3
												181	H	S.C. Upstate		2	1
												186	H	Lipscomb		1	2
												193	H	Presbyterian		3	0
												201	A	North Florida		3	2
LAST 10 GAMES																	
						58	H	Appalachian St.		0	1	85	H	Stetson		0	0
						181	H	S.C. Upstate		2	1	116	A	Jacksonville		1	2
						37	H	Clemson		1	1	201	A	North Florida		3	2
						142	A	Mercer		0	1	186	H	Lipscomb		1	2
						50	H	Fla. Gulf Coast		2	1	165	A	Belmont		1	3

Non-Div. I Games:

East Tenn. St.

Average RPI Win:	161	WON-LOST RECORD	WINNING PCT. RANK	LAST 10 GAMES	STRENGTH OF SCHEDULE	OPP. STRENGTH OF SCHEDULE	TEAM RPI	ADJ RPI	CONF. RPI	ADJ CONF. RPI	
DIV. I ONLY	10-5-3	.63889	42	5-3-2	162	134	85	.50544	76	14	14
DIV. I NON-CONF.	5-2-1	.6875	38	0-0-0	190	112	103	.50349	96	17	18
<hr/>											
TOTALS	RPI 1-25	RPI 26-50		W-L RECORDS	RPI 51-100		RPI 101-150		RPI 150+		
10-5-3	0-1-0	0-1-0		OVERALL	1-1-2		2-2-1		7-0-0		
5-1-2	0-0-0	0-0-0		HOME	1-0-2		0-1-0		4-0-0		
5-4-1	0-1-0	0-1-0		AWAY	0-1-0		2-1-1		3-0-0		
0-0-0	0-0-0	0-0-0		NEUTRAL	0-0-0		0-0-0		0-0-0		
<hr/>											
5-2-1	0-1-0	0-0-0		NON-CONFERENCE	1-0-0		0-1-1		4-0-0		
3-0-0	0-0-0	0-0-0		HOME	1-0-0		0-0-0		2-0-0		
2-2-1	0-1-0	0-0-		AWAY	0-0-0		0-1-1		2-0-0		
0-0-0	0-0-0	0-0-0		NEUTRAL	0-0-0		0-0-0		0-0-0		
<hr/>											
5-3-2	0-0-0	0-1-0		CONFERENCE	0-1-2		2-1-0		3-0-0		
2-1-2	0-0-0	0-0-0		HOME	0-0-2		0-1-0		2-0-0		
3-2-0	0-0-0	0-1-0		AWAY	0-1-0		2-0-0		1-0-0		
0-0-0	0-0-0	0-0-0		NEUTRAL	0-0-0		0-0-0		0-0-0		
<hr/>											
RPI S	Opponent	Score		RPI S	Opponent	Score		RPI S	Opponent	Score	
3	A Connecticut	0	2	33	A Monmouth	0	1	59	H Fairleigh Dickinson	1	1
								73	H Hofstra	1	0
								74	H Sacred Heart	1	1
								80	A Central Conn. St.	0	2
								105	H Saint Francis (PA)	0	1
								111	A Mt. St. Mary's	1	0
								112	A UMBC	0	0
								115	A Navy	1	2
								130	A Quinnipiac	2	1
								159	H Long Island	3	1
								172	A Manhattan	2	1
								173	H Robert Morris	1	0
								194	A Bryant	2	0
								195	H Rider	1	0
								198	H NJIT	2	1
								200	A Howard	2	1
<hr/>											
				LAST 10 GAMES							
				130 A Quinnipiac				59 H Fairleigh Dickinson			
				80 A Central Conn. St.				105 H Saint Francis (PA)			
				74 H Sacred Heart				173 H Robert Morris			
				159 H Long Island				194 A Bryant			
				33 A Monmouth				111 A Mt. St. Mary's			

Non-Div. I Games:

St. Francis (NY)

Average RPI Win: 114		WON-LOST	WINNING		LAST 10	STRENGTH OF		OPP. STRENGTH	TEAM	ADJ	CONF.	ADJ CONF.	
Average RPI Loss: 73		RECORD	PCT. RANK		GAMES	SCHEDULE		OF SCHEDULE	RPI	RPI	RPI	RPI	
DIV. I ONLY		7-7-2	.5	98	3-5-1	81		99	89	.50507	77	8	7
DIV. I NON-CONF.		5-3-2	.6	66	1-1-1	111		148	86	.51589	81	7	7
TOTALS		RPI 1-25	RPI 26-50		W-L RECORDS		RPI 51-100		RPI 101-150		RPI 150+		
7-7-2	0-0-0	0-2-1		OVERALL		4-3-1		1-2-0		2-0-0			
4-3-1	0-0-0	0-1-1		HOME		2-2-0		0-0-0		2-0-0			
3-4-1	0-0-0	0-1-0		AWAY		2-1-1		1-2-0		0-0-0			
0-0-0	0-0-0	0-0-0		NEUTRAL		0-0-0		0-0-0		0-0-0			
5-3-2	0-0-0	0-0-1		NON-CONFERENCE		2-1-1		1-2-0		2-0-0			
3-0-1	0-0-0	0-0-1		HOME		1-0-0		0-0-0		2-0-0			
2-3-1	0-0-0	0-0-		AWAY		1-1-1		1-2-0		0-0-0			
0-0-0	0-0-0	0-0-0		NEUTRAL		0-0-0		0-0-0		0-0-0			
2-4-0	0-0-0	0-2-0		CONFERENCE		2-2-0		0-0-0		0-0-0			
1-3-0	0-0-0	0-1-0		HOME		1-2-0		0-0-0		0-0-0			
1-1-0	0-0-0	0-1-0		AWAY		1-0-0		0-0-0		0-0-0			
0-0-0	0-0-0	0-0-0		NEUTRAL		0-0-0		0-0-0		0-0-0			
RPI S	Opponent	Score	RPI S	Opponent	Score	RPI S	Opponent	Score	RPI S	Opponent	Score		
			28 A	Brown	0 1	51 A	Columbia	3 2	109 A	Penn St.	0 2		
			47 H	Yale	1 2	63 H	Cornell	0 1	118 A	San Diego St.	0 2		
			48 H	Georgetown	1 1	70 H	Dartmouth	1 2	131 A	La Salle	2 0		
						72 A	Villanova	2 1	159 H	Long Island	4 1		
						79 A	San Diego	0 1	202 H	Saint Joseph's	5 1		
						84 H	Princeton	2 1					
						94 A	Lehigh	1 1					
						97 H	Stony Brook	3 0					
LAST 10 GAMES													
			84 H	Princeton	2 1	51 A	Columbia	3 2					
			28 A	Brown	0 1	109 A	Penn St.	0 2					
			47 H	Yale	1 2	63 H	Cornell	0 1					
			70 H	Dartmouth	1 2	159 H	Long Island	4 1					
			94 A	Lehigh	1 1	97 H	Stony Brook	3 0					

Non-Div. I Games:

Penn

Average RPI Win: 111		WON-LOST	WINNING	LAST 10	STRENGTH OF	OPP. STRENGTH	TEAM	ADJ	CONF.	ADJ CONF.					
Average RPI Loss: 115		RECORD	PCT. RANK	GAMES	SCHEDULE	OF SCHEDULE	RPI	RPI	RPI	RPI					
DIV. I ONLY		9-6-3	.58333	68	4-5-1	105	95	69	.50504	78	15	16			
DIV. I NON-CONF.		6-2-2	.7	33	1-1-0	80	40	29	.57137	25	15	15			
<hr/>															
TOTALS		RPI 1-25		RPI 26-50		W-L RECORDS		RPI 51-100		RPI 101-150		RPI 150+			
9-6-3		0-1-1		0-0-1		OVERALL		5-1-0		2-2-1		2-2-0			
7-2-0		0-1-0		0-0-0		HOME		4-0-0		2-1-0		1-0-0			
1-4-2		0-0-1		0-0-0		AWAY		0-1-0		0-1-1		1-2-0			
1-0-1		0-0-0		0-0-1		NEUTRAL		1-0-0		0-0-0		0-0-0			
6-2-2		0-1-1		0-0-1		NON-CONFERENCE		3-1-0		1-0-0		2-0-0			
4-1-0		0-1-0		0-0-0		HOME		2-0-0		1-0-0		1-0-0			
1-1-1		0-0-1		0-0-		AWAY		0-1-0		0-0-0		1-0-0			
1-0-1		0-0-0		0-0-1		NEUTRAL		1-0-0		0-0-0		0-0-0			
3-4-1		0-0-0		0-0-0		CONFERENCE		2-0-0		1-2-1		0-2-0			
3-1-0		0-0-0		0-0-0		HOME		2-0-0		1-1-0		0-0-0			
0-3-1		0-0-0		0-0-0		AWAY		0-0-0		0-1-1		0-2-0			
0-0-0		0-0-0		0-0-0		NEUTRAL		0-0-0		0-0-0		0-0-0			
RPI S	Opponent	Score		RPI S	Opponent	Score		RPI S	Opponent	Score		RPI S	Opponent	Score	
8 H	UC Irvine	2	4	35 N	Memphis	1	1	53 H	Marquette	2	1	122 A	Valparaiso	0	1
14 A	UAB	1	1					55 H	Drake	3	2	129 A	Butler	0	0
								65 A	Michigan St.	1	2	138 H	Cleveland St.	1	2
								67 H	Green Bay	3	1	140 H	SIU Edwardsville	3	2
								82 H	Wright St.	2	0	141 H	Milwaukee	3	1
								96 N	DePaul	2	0	163 A	Loyola Chicago	0	1
												170 A	Dayton	2	1
												191 A	Detroit	0	1
												192 H	Neb. Omaha	2	0
LAST 10 GAMES				LAST 10 GAMES				LAST 10 GAMES				LAST 10 GAMES			
141 H Milwaukee				3	1	192 H Neb. Omaha				2	0				
163 A Loyola Chicago				0	1	138 H Cleveland St.				1	2				
122 A Valparaiso				0	1	129 A Butler				0	0				
82 H Wright St.				2	0	67 H Green Bay				3	1				
191 A Detroit				0	1	65 A Michigan St.				1	2				

Non-Div. I Games:

Ill.-Chicago

Average RPI Win:	116	WON-LOST	WINNING	LAST 10	STRENGTH OF	OPP. STRENGTH	TEAM	ADJ	CONF.	ADJ CONF.			
Average RPI Loss:	67	RECORD	PCT. RANK	GAMES	SCHEDULE	OF SCHEDULE	RPI	RPI	RPI	RPI			
DIV. I ONLY	8-8-1	.5	98	5-4-1	60	108	73	.50354	79	13	12		
DIV. I NON-CONF.	3-4-0	.42857	129	0-0-0	8	62	57	.53598	56	11	10		
<hr/>													
TOTALS	RPI 1-25	RPI 26-50		W-L RECORDS		RPI 51-100		RPI 101-150		RPI 150+			
8-8-1	0-3-0	0-0-0		OVERALL		3-3-1		3-1-0		2-1-0			
7-3-1	0-1-0	0-0-0		HOME		2-2-1		3-0-0		2-0-0			
1-5-0	0-2-0	0-0-0		AWAY		1-1-0		0-1-0		0-1-0			
0-0-0	0-0-0	0-0-0		NEUTRAL		0-0-0		0-0-0		0-0-0			
<hr/>													
3-4-0	0-3-0	0-0-0		NON-CONFERENCE		1-1-0		1-0-0		1-0-0			
3-2-0	0-1-0	0-0-0		HOME		1-1-0		1-0-0		1-0-0			
0-2-0	0-2-0	0-0-		AWAY		0-0-0		0-0-0		0-0-0			
0-0-0	0-0-0	0-0-0		NEUTRAL		0-0-0		0-0-0		0-0-0			
<hr/>													
5-4-1	0-0-0	0-0-0		CONFERENCE		2-2-1		2-1-0		1-1-0			
4-1-1	0-0-0	0-0-0		HOME		1-1-1		2-0-0		1-0-0			
1-3-0	0-0-0	0-0-0		AWAY		1-1-0		0-1-0		0-1-0			
0-0-0	0-0-0	0-0-0		NEUTRAL		0-0-0		0-0-0		0-0-0			
<hr/>													
RPI S	Opponent	Score		RPI S	Opponent	Score		RPI S	Opponent	Score			
8 A	UC Irvine	0	1			52 A	Portland	1	0	110 H	Loyola Marymount	2	0
10 A	UC Santa Barbara	0	3			52 H	Portland	1	2	118 H	San Diego St.	2	1
16 H	UCLA	0	1			55 H	Drake	2	4	136 A	San Francisco	0	4
						68 H	St. Mary's (CA)	0	0	136 H	San Francisco	1	0
						77 H	Penn	1	0	166 A	Gonzaga	2	3
						95 A	Santa Clara	1	4	166 H	Gonzaga	2	0
						95 H	Santa Clara	2	0	172 H	Manhattan	4	0
<hr/>													
LAST 10 GAMES													
	52 H	Portland	1	2		136 H	San Francisco	1	0				
	166 H	Gonzaga	2	0		166 A	Gonzaga	2	3				
	95 A	Santa Clara	1	4		52 A	Portland	1	0				
	136 A	San Francisco	0	4		68 H	St. Mary's (CA)	0	0				
	95 H	Santa Clara	2	0		110 H	Loyola Marymount	2	0				

Non-Div. I Games:

San Diego

Average RPI Win:	128	WON-LOST RECORD	WINNING PCT. RANK	LAST 10 GAMES	STRENGTH OF SCHEDULE	OPP. STRENGTH OF SCHEDULE	TEAM RPI	ADJ RPI	CONF. RPI	ADJ CONF. RPI	
Average RPI Loss:	102										
DIV. I ONLY	10-8-0	.55556	77	7-2-0	111	168	83	.50261	80	14	14
DIV. I NON-CONF.	3-5-0	.375	144	0-0-0	136	174	157	.44462	156	17	18
<hr/>											
TOTALS	RPI 1-25	RPI 26-50		W-L RECORDS	RPI 51-100		RPI 101-150		RPI 150+		
10-8-0	0-0-0	1-1-0		OVERALL	2-2-0		2-4-0		5-1-0		
5-2-0	0-0-0	0-0-0		HOME	1-0-0		2-2-0		2-0-0		
5-3-0	0-0-0	1-1-0		AWAY	1-1-0		0-1-0		3-0-0		
0-3-0	0-0-0	0-0-0		NEUTRAL	0-1-0		0-1-0		0-1-0		
<hr/>											
3-5-0	0-0-0	0-1-0		NON-CONFERENCE	0-1-0		1-2-0		2-1-0		
1-1-0	0-0-0	0-0-0		HOME	0-0-0		1-1-0		0-0-0		
2-1-0	0-0-0	0-0-		AWAY	0-0-0		0-0-0		2-0-0		
0-3-0	0-0-0	0-0-0		NEUTRAL	0-1-0		0-1-0		0-1-0		
<hr/>											
7-3-0	0-0-0	1-0-0		CONFERENCE	2-1-0		1-2-0		3-0-0		
4-1-0	0-0-0	0-0-0		HOME	1-0-0		1-1-0		2-0-0		
3-2-0	0-0-0	1-0-0		AWAY	1-1-0		0-1-0		1-0-0		
0-0-0	0-0-0	0-0-0		NEUTRAL	0-0-0		0-0-0		0-0-0		
<hr/>											
RPI S	Opponent	Score	RPI S	Opponent	Score	RPI S	Opponent	Score	RPI S	Opponent	Score
			33 A	Monmouth	2 1	59 A	Fairleigh Dickinson	2 1	105 H	Saint Francis (PA)	2 0
			47 A	Yale	0 2	66 N	Air Force	2 3	107 N	Hartwick	0 1
						74 A	Sacred Heart	0 2	111 A	Mt. St. Mary's	0 2
						76 H	St. Francis (NY)	2 0	121 H	Vermont	0 2
									130 H	Quinnipiac	1 2
									134 H	Hartford	1 0
									159 H	Long Island	1 0
									162 N	Albany (NY)	0 2
									164 A	Binghamton	1 0
									173 H	Robert Morris	3 0
									179 A	Army	2 1
									194 A	Bryant	4 2
<hr/>											
			LAST 10 GAMES								
			76 H	St. Francis (NY)	2 0	194 A	Bryant	4 2			
			59 A	Fairleigh Dickinson	2 1	105 H	Saint Francis (PA)	2 0			
			130 H	Quinnipiac	1 2	173 H	Robert Morris	3 0			
			74 A	Sacred Heart	0 2	33 A	Monmouth	2 1			
			159 H	Long Island	1 0	111 A	Mt. St. Mary's	0 2			

Non-Div. I Games:

Central Conn. St.

Average RPI Win: 129		WON-LOST RECORD		WINNING PCT. RANK		LAST 10 GAMES		STRENGTH OF SCHEDULE		OPP. STRENGTH OF SCHEDULE		TEAM RPI		ADJ RPI		CONF. RPI		ADJ CONF. RPI	
DIV. I ONLY		8-7-2		.52941 86		7-3-0		104		49		83		.50241 81		7		8	
DIV. I NON-CONF.		3-6-2		.36364 151		2-2-0		155		42		158		.44344 157		9		9	
TOTALS		RPI 1-25		RPI 26-50		W-L RECORDS		RPI 51-100		RPI 101-150		RPI 150+							
8-7-2		1-1-0		0-4-0		OVERALL		1-0-2		2-1-0		4-1-0							
5-2-0		1-0-0		0-0-0		HOME		0-0-0		1-1-0		3-1-0							
3-4-1		0-1-0		0-3-0		AWAY		1-0-1		1-0-0		1-0-0							
0-1-1		0-0-0		0-1-0		NEUTRAL		0-0-1		0-0-0		0-0-0							
3-6-2		0-1-0		0-3-0		NON-CONFERENCE		0-0-2		0-1-0		3-1-0							
2-2-0		0-0-0		0-0-0		HOME		0-0-0		0-1-0		2-1-0							
1-3-1		0-1-0		0-0-		AWAY		0-0-1		0-0-0		1-0-0							
0-1-1		0-0-0		0-1-0		NEUTRAL		0-0-1		0-0-0		0-0-0							
5-1-0		1-0-0		0-1-0		CONFERENCE		1-0-0		2-0-0		1-0-0							
3-0-0		1-0-0		0-0-0		HOME		0-0-0		1-0-0		1-0-0							
2-1-0		0-0-0		0-1-0		AWAY		1-0-0		1-0-0		0-0-0							
0-0-0		0-0-0		0-0-0		NEUTRAL		0-0-0		0-0-0		0-0-0							
RPI	S	Opponent		Score		RPI	S	Opponent		Score		RPI	S	Opponent		Score			
1	H	Creighton		1 0		27	A	Bradley		0 1		51	N	Columbia		0 0			
12	A	SMU		0 1		35	A	Memphis		0 1		55	A	Drake		2 1			
						41	A	Northwestern		0 2		86	A	Saint Louis		1 1			
						45	N	Cal St. Northridge		0 3									

Non-Div. I Games:

Missouri St.

Average RPI Win:	126	WON-LOST	WINNING	LAST 10	STRENGTH OF	OPP. STRENGTH	TEAM	ADJ	CONF.	ADJ CONF.	
Average RPI Loss:	109	RECORD	PCT. RANK	GAMES	SCHEDULE	OF SCHEDULE	RPI	RPI	RPI	RPI	
DIV. I ONLY	10-6-2	.61111	54	5-4-1	143	116	79	.50208	82	15	16
DIV. I NON-CONF.	5-4-1	.55	79	1-2-0	142	87	111	.49026	111	15	15
TOTALS	RPI 1-25	RPI 26-50	W-L RECORDS	RPI 51-100	RPI 101-150	RPI 150+					
10-6-2	0-0-0	0-0-0	OVERALL	3-3-1	4-1-1	3-2-0					
5-2-0	0-0-0	0-0-0	HOME	2-1-0	2-1-0	1-0-0					
4-4-1	0-0-0	0-0-0	AWAY	1-2-0	1-0-1	2-2-0					
1-0-1	0-0-0	0-0-0	NEUTRAL	0-0-1	1-0-0	0-0-0					
5-4-1	0-0-0	0-0-0	NON-CONFERENCE	2-2-1	2-0-0	1-2-0					
2-1-0	0-0-0	0-0-0	HOME	1-1-0	1-0-0	0-0-0					
2-3-0	0-0-0	0-0-	AWAY	1-1-0	0-0-0	1-2-0					
1-0-1	0-0-0	0-0-0	NEUTRAL	0-0-1	1-0-0	0-0-0					
5-2-1	0-0-0	0-0-0	CONFERENCE	1-1-0	2-1-1	2-0-0					
3-1-0	0-0-0	0-0-0	HOME	1-0-0	1-1-0	1-0-0					
2-1-1	0-0-0	0-0-0	AWAY	0-1-0	1-0-1	1-0-0					
0-0-0	0-0-0	0-0-0	NEUTRAL	0-0-0	0-0-0	0-0-0					
RPI S	Opponent	Score	RPI S	Opponent	Score	RPI S	Opponent	Score	RPI S	Opponent	Score
						53 A	Marquette	2 1	122 H	Valparaiso	0 1
						60 N	Northeastern	1 1	127 N	Evansville	2 0
						62 H	Xavier	2 3	129 A	Butler	1 0
						67 H	Green Bay	2 1	138 H	Cleveland St.	2 1
						69 A	Kentucky	1 2	141 A	Milwaukee	2 2
						71 H	Marshall	1 0	150 H	Bowling Green	2 1
						78 A	Ill.-Chicago	0 2	154 A	Virginia Tech	0 1
									163 H	Loyola Chicago	3 1
									167 A	IUPUI	1 0
									169 A	Western Mich.	0 1
									191 A	Detroit	2 1
LAST 10 GAMES											
						129 A	Butler	1 0	154 A	Virginia Tech	0 1
						150 H	Bowling Green	2 1	141 A	Milwaukee	2 2
						67 H	Green Bay	2 1	122 H	Valparaiso	0 1
						78 A	Ill.-Chicago	0 2	62 H	Xavier	2 3
						163 H	Loyola Chicago	3 1	138 H	Cleveland St.	2 1

Non-Div. I Games:

Wright St.

Average RPI Win:	119	WON-LOST	WINNING	LAST 10	STRENGTH OF	OPP. STRENGTH	TEAM	ADJ	CONF.	ADJ CONF.	
Average RPI Loss:	62	RECORD	PCT. RANK	GAMES	SCHEDULE	OF SCHEDULE	RPI	RPI	RPI	RPI	
DIV. I ONLY	8-7-2	.52941	86	5-4-1	102	58	87	.50077	83	10	10
DIV. I NON-CONF.	3-3-1	.5	88	0-0-0	100	13	94	.51028	88	10	11
<hr/>											
TOTALS	RPI 1-25	RPI 26-50		W-L RECORDS		RPI 51-100		RPI 101-150		RPI 150+	
8-7-2	0-2-0	1-3-0		OVERALL		0-0-2		5-1-0		2-1-0	
4-2-1	0-0-0	0-1-0		HOME		0-0-1		3-1-0		1-0-0	
4-5-1	0-2-0	1-2-0		AWAY		0-0-1		2-0-0		1-1-0	
0-0-0	0-0-0	0-0-0		NEUTRAL		0-0-0		0-0-0		0-0-0	
3-3-1	0-1-0	1-1-0		NON-CONFERENCE		0-0-1		2-1-0		0-0-0	
1-1-0	0-0-0	0-0-0		HOME		0-0-0		1-1-0		0-0-0	
2-2-1	0-1-0	1-0-		AWAY		0-0-1		1-0-0		0-0-0	
0-0-0	0-0-0	0-0-0		NEUTRAL		0-0-0		0-0-0		0-0-0	
5-4-1	0-1-0	0-2-0		CONFERENCE		0-0-1		3-0-0		2-1-0	
3-1-1	0-0-0	0-1-0		HOME		0-0-1		2-0-0		1-0-0	
2-3-0	0-1-0	0-1-0		AWAY		0-0-0		1-0-0		1-1-0	
0-0-0	0-0-0	0-0-0		NEUTRAL		0-0-0		0-0-0		0-0-0	
RPI S	Opponent	Score	RPI S	Opponent	Score	RPI S	Opponent	Score	RPI S	Opponent	Score
6 A	New Mexico	0 2	34 A	UC Riverside	0 3	66 H	Air Force	0 0	101 H	Denver	2 1
10 A	UC Santa Barbara	0 2	46 A	CSU Bakersfield	0 4	68 A	St. Mary's (CA)	1 1	110 A	Loyola Marymount	1 0
			46 H	CSU Bakersfield	0 3				119 A	San Jose St.	1 0
			49 A	UC Davis	3 2				119 H	San Jose St.	3 2
									124 H	Oregon St.	3 4
									136 H	San Francisco	2 0
									151 A	UNLV	2 0
									168 A	Seattle	0 2
									168 H	Seattle	2 1
			LAST 10 GAMES								
			119 H	San Jose St.	3 2	168 A	Seattle	0 2			
			151 A	UNLV	2 0	46 A	CSU Bakersfield	0 4			
			6 A	New Mexico	0 2	168 H	Seattle	2 1			
			66 H	Air Force	0 0	46 H	CSU Bakersfield	0 3			
			101 H	Denver	2 1	119 A	San Jose St.	1 0			

Non-Div. I Games: William Jessup 11 0

Sacramento St.

Average RPI Win:		112	WON-LOST RECORD		WINNING PCT. RANK		LAST 10 GAMES		STRENGTH OF SCHEDULE		OPP. STRENGTH OF SCHEDULE		TEAM RPI		ADJ RPI		CONF. RPI		ADJ CONF. RPI	
DIV. I ONLY		5-9-2		.375 148		4-4-1		9		91		91		.49998 84		8		7		
DIV. I NON-CONF.		4-5-1		.45 116		3-0-0		11		93		54		.5372 54		7		7		
TOTALS		RPI 1-25		RPI 26-50		W-L RECORDS		RPI 51-100		RPI 101-150		RPI 150+								
5-9-2		0-2-0		0-3-0		OVERALL		3-4-2		1-0-0		1-0-0								
3-3-1		0-1-0		0-0-0		HOME		3-2-1		0-0-0		0-0-0								
2-5-1		0-0-0		0-3-0		AWAY		0-2-1		1-0-0		1-0-0								
0-1-0		0-1-0		0-0-0		NEUTRAL		0-0-0		0-0-0		0-0-0								
4-5-1		0-2-0		0-2-0		NON-CONFERENCE		3-1-1		1-0-0		0-0-0								
3-2-0		0-1-0		0-0-0		HOME		3-1-0		0-0-0		0-0-0								
1-2-1		0-0-0		0-0-		AWAY		0-0-1		1-0-0		0-0-0								
0-1-0		0-1-0		0-0-0		NEUTRAL		0-0-0		0-0-0		0-0-0								
1-4-1		0-0-0		0-1-0		CONFERENCE		0-3-1		0-0-0		1-0-0								
0-1-1		0-0-0		0-0-0		HOME		0-1-1		0-0-0		0-0-0								
1-3-0		0-0-0		0-1-0		AWAY		0-2-0		0-0-0		1-0-0								
0-0-0		0-0-0		0-0-0		NEUTRAL		0-0-0		0-0-0		0-0-0								
RPI	S	Opponent		Score		RPI	S	Opponent		Score		RPI	S	Opponent		Score				
15	H	St. John's (NY)		2	3	28	A	Brown		2	3	51	H	Columbia		1	2			
23	N	Furman		0	1	33	A	Monmouth		1	2	59	H	Fairleigh Dickinson		1	2			
						48	A	Georgetown		0	3	63	H	Cornell		1	1			
												70	A	Dartmouth		1	4			
												72	H	Villanova		2	1			
												77	A	Penn		1	2			
												88	H	Lafayette		2	1			
												92	A	Col. of Charleston		0	0			
												94	H	Lehigh		2	0			
LAST 10 GAMES																				
						77	A	Penn		1	2	88	H	Lafayette		2	1			
						94	H	Lehigh		2	0	28	A	Brown		2	3			
						63	H	Cornell		1	1	144	A	Seton Hall		7	3			
						160	A	Harvard		3	2	70	A	Dartmouth		1	4			
						51	H	Columbia		1	2	15	H	St. John's (NY)		2	3			

Non-Div. I Games:

Princeton

Average RPI Win: 161		WON-LOST	WINNING	LAST 10	STRENGTH OF		OPP. STRENGTH	TEAM	ADJ		CONF.	ADJ CONF.			
Average RPI Loss: 76		RECORD	PCT. RANK	GAMES	SCHEDULE		OF SCHEDULE	RPI	RPI		RPI	RPI			
DIV. I ONLY		9-5-3	.61765	49	7-1-2		138	158	82	.49974	85	19	18		
DIV. I NON-CONF.		3-4-2	.44444	123	1-0-1		98	131	122	.47772	124	19	19		
TOTALS		RPI 1-25	RPI 26-50		W-L RECORDS		RPI 51-100		RPI 101-150		RPI 150+				
9-5-3		0-1-0	0-2-1		OVERALL		0-0-1		3-2-0		6-0-1				
5-2-1		0-1-0	0-1-1		HOME		0-0-0		1-0-0		4-0-0				
3-3-1		0-0-0	0-1-0		AWAY		0-0-1		1-2-0		2-0-0				
1-0-1		0-0-0	0-0-0		NEUTRAL		0-0-0		1-0-0		0-0-1				
3-4-2		0-1-0	0-1-1		NON-CONFERENCE		0-0-0		1-2-0		2-0-1				
2-1-1		0-1-0	0-0-1		HOME		0-0-0		0-0-0		2-0-0				
0-3-0		0-0-0	0-0-		AWAY		0-0-0		0-2-0		0-0-0				
1-0-1		0-0-0	0-0-0		NEUTRAL		0-0-0		1-0-0		0-0-1				
6-1-1		0-0-0	0-1-0		CONFERENCE		0-0-1		2-0-0		4-0-0				
3-1-0		0-0-0	0-1-0		HOME		0-0-0		1-0-0		2-0-0				
3-0-1		0-0-0	0-0-0		AWAY		0-0-1		1-0-0		2-0-0				
0-0-0		0-0-0	0-0-0		NEUTRAL		0-0-0		0-0-0		0-0-0				
RPI S	Opponent	Score		RPI S	Opponent	Score		RPI S	Opponent	Score		RPI S	Opponent	Score	
23 H	Furman	1	3	42 H	UCF	1	1	75 A	East Tenn. St.	0	0	109 N	Penn St.	3	2
				43 A	Ohio St.	2	4					113 A	FIU	2	3
				50 H	Fla. Gulf Coast	1	3					116 A	Jacksonville	4	3
												142 H	Mercer	1	0
												149 A	Fla. Atlantic	1	2
												153 H	Temple	1	0
												156 N	George Washington	2	2
												165 H	Belmont	2	0
												181 A	S.C. Upstate	3	2
												186 H	Lipscomb	3	1
												192 H	Neb. Omaha	2	1
												201 A	North Florida	2	0
LAST 10 GAMES															
				192 H	Neb. Omaha	2	1	165 H	Belmont	2	0				
				116 A	Jacksonville	4	3	181 A	S.C. Upstate	3	2				
				201 A	North Florida	2	0	75 A	East Tenn. St.	0	0				
				42 H	UCF	1	1	142 H	Mercer	1	0				
				186 H	Lipscomb	3	1	50 H	Fla. Gulf Coast	1	3				

Non-Div. I Games: Florida Tech 4 0

Stetson

Average RPI Win:		108	WON-LOST RECORD		WINNING PCT. RANK		LAST 10 GAMES		STRENGTH OF SCHEDULE		OPP. STRENGTH OF SCHEDULE		TEAM RPI		ADJ RPI		CONF. RPI		ADJ CONF. RPI				
Average RPI Loss:		72																					
DIV. I ONLY			6-10-1		.38235 147		4-6-0		22		103		98		.49934 86		20		20				
DIV. I NON-CONF.			2-5-1		.3125 164		0-1-0		1		36		48		.54967 40		18		17				
TOTALS		RPI 1-25		RPI 26-50		W-L RECORDS		RPI 51-100		RPI 101-150		RPI 150+											
6-10-1		1-3-0		1-2-0		OVERALL		1-2-1		0-1-0		3-2-0											
3-4-1		0-2-0		0-1-0		HOME		0-1-1		0-0-0		3-0-0											
2-5-0		1-1-0		0-0-0		AWAY		1-1-0		0-1-0		0-2-0											
1-1-0		0-0-0		1-1-0		NEUTRAL		0-0-0		0-0-0		0-0-0											
2-5-1		1-2-0		1-2-0		NON-CONFERENCE		0-1-1		0-0-0		0-0-0											
0-2-1		0-1-0		0-1-0		HOME		0-0-1		0-0-0		0-0-0											
1-2-0		1-1-0		0-0-		AWAY		0-1-0		0-0-0		0-0-0											
1-1-0		0-0-0		1-1-0		NEUTRAL		0-0-0		0-0-0		0-0-0											
4-5-0		0-1-0		0-0-0		CONFERENCE		1-1-0		0-1-0		3-2-0											
3-2-0		0-1-0		0-0-0		HOME		0-1-0		0-0-0		3-0-0											
1-3-0		0-0-0		0-0-0		AWAY		1-0-0		0-1-0		0-2-0											
0-0-0		0-0-0		0-0-0		NEUTRAL		0-0-0		0-0-0		0-0-0											
RPI	S	Opponent		Score		RPI	S	Opponent		Score		RPI	S	Opponent		Score							
5	A	South Fla.		2	1	31	H	Northern Ill.		1	2	55	A	Drake		3	4	131	A	La Salle	2	3	
9	H	Charlotte		1	2	39	N	Notre Dame		2	1	61	A	Fordham		2	1	155	A	Rhode Island	0	1	
19	A	Indiana		1	3	50	N	Fla. Gulf Coast		0	1	62	H	Xavier		0	1	170	H	Dayton	3	1	
21	H	Akron		0	4							81	H	Missouri St.		1	1	175	H	Duquesne	2	1	
																		190	A	Massachusetts	0	1	
																		199	H	St. Bonaventure	1	0	
LAST 10 GAMES																							
		9 H Charlotte		1	2			199 H St. Bonaventure		1	0												
		62 H Xavier		0	1			175 H Duquesne		2	1												
		170 H Dayton		3	1			190 A Massachusetts		0	1												
		131 A La Salle		2	3			155 A Rhode Island		0	1												
		61 A Fordham		2	1			55 A Drake		3	4												

Non-Div. I Games:

Saint Louis

Average RPI Win: 137		WON-LOST	WINNING	LAST 10	STRENGTH OF		OPP. STRENGTH	TEAM	ADJ	CONF.	ADJ CONF.
Average RPI Loss: 98		RECORD	PCT. RANK	GAMES	SCHEDULE		OF SCHEDULE	RPI	RPI	RPI	RPI
DIV. I ONLY		9-5-4	.61111	54	5-3-2		130	157	86	.49908	88
DIV. I NON-CONF.		6-3-2	.63636	57	2-1-1		102	152	66	.52789	70
TOTALS		RPI 1-25	RPI 26-50		W-L RECORDS		RPI 51-100		RPI 101-150		RPI 150+
9-5-4	0-1-0	0-0-0		OVERALL		2-2-2		4-1-1		3-1-1	
5-1-2	0-0-0	0-0-0		HOME		1-1-1		2-0-1		2-0-0	
4-4-2	0-1-0	0-0-0		AWAY		1-1-1		2-1-0		1-1-1	
0-0-0	0-0-0	0-0-0		NEUTRAL		0-0-0		0-0-0		0-0-0	
6-3-2	0-1-0	0-0-0		NON-CONFERENCE		1-1-2		3-0-0		2-1-0	
4-0-1	0-0-0	0-0-0		HOME		0-0-1		2-0-0		2-0-0	
2-3-1	0-1-0	0-0-		AWAY		1-1-1		1-0-0		0-1-0	
0-0-0	0-0-0	0-0-0		NEUTRAL		0-0-0		0-0-0		0-0-0	
3-2-2	0-0-0	0-0-0		CONFERENCE		1-1-0		1-1-1		1-0-1	
1-1-1	0-0-0	0-0-0		HOME		1-1-0		0-0-1		0-0-0	
2-1-1	0-0-0	0-0-0		AWAY		0-0-0		1-1-0		1-0-1	
0-0-0	0-0-0	0-0-0		NEUTRAL		0-0-0		0-0-0		0-0-0	
RPI S	Opponent	Score		RPI S	Opponent	Score		RPI S	Opponent	Score	
13 A	James Madison	0	1					56 A	Delaware	3	0
								63 A	Cornell	1	1
								72 H	Villanova	0	0
								84 A	Princeton	1	2
								94 H	Lehigh	1	0
								100 H	Colgate	0	1
								111 H	Mt. St. Mary's	1	0
								115 H	Navy	0	0
								120 A	Drexel	1	0
								131 H	La Salle	1	0
								139 A	American	0	1
								143 A	Bucknell	2	0
								153 A	Temple	0	1
								179 A	Army	0	0
								182 A	Holy Cross	2	0
								195 H	Rider	2	1
								198 H	NJIT	3	1
LAST 10 GAMES				LAST 10 GAMES				LAST 10 GAMES			
143 A	Bucknell	2	0	139 A	American	0	1	143 A	Bucknell	2	0
56 A	Delaware	3	0	84 A	Princeton	1	2	56 A	Delaware	3	0
179 A	Army	0	0	94 H	Lehigh	1	0	179 A	Army	0	0
198 H	NJIT	3	1	72 H	Villanova	0	0	198 H	NJIT	3	1
100 H	Colgate	0	1	182 A	Holy Cross	2	0	100 H	Colgate	0	1

Non-Div. I Games:

Lafayette

Average RPI Win: 75		WON-LOST RECORD		WINNING PCT. RANK		LAST 10 GAMES		STRENGTH OF SCHEDULE		OPP. STRENGTH OF SCHEDULE		TEAM RPI		ADJ RPI		CONF. RPI		ADJ CONF. RPI	
DIV. I ONLY		6-9-3		.41667 132		3-6-1		54		5		96		.49817 89		2		2	
DIV. I NON-CONF.		3-3-2		.5 88		0-0-0		152		30		121		.47953 121		2		2	
TOTALS		RPI 1-25		RPI 26-50		W-L RECORDS		RPI 51-100		RPI 101-150		RPI 150+							
6-9-3		2-3-1		1-3-2		OVERALL		1-1-0		0-1-0		2-1-0							
4-5-2		1-1-1		1-2-1		HOME		1-0-0		0-1-0		1-1-0							
1-4-1		1-2-0		0-1-1		AWAY		0-1-0		0-0-0		0-0-0							
1-0-0		0-0-0		0-0-0		NEUTRAL		0-0-0		0-0-0		1-0-0							
3-3-2		0-1-1		0-0-1		NON-CONFERENCE		1-0-0		0-1-0		2-1-0							
2-2-2		0-0-1		0-0-1		HOME		1-0-0		0-1-0		1-1-0							
0-1-0		0-1-0		0-0-		AWAY		0-0-0		0-0-0		0-0-0							
1-0-0		0-0-0		0-0-0		NEUTRAL		0-0-0		0-0-0		1-0-0							
3-6-1		2-2-0		1-3-1		CONFERENCE		0-1-0		0-0-0		0-0-0							
2-3-0		1-1-0		1-2-0		HOME		0-0-0		0-0-0		0-0-0							
1-3-1		1-1-0		0-1-1		AWAY		0-1-0		0-0-0		0-0-0							
0-0-0		0-0-0		0-0-0		NEUTRAL		0-0-0		0-0-0		0-0-0							
RPI	S	Opponent		Score		RPI	S	Opponent		Score		RPI	S	Opponent		Score			
6	H	New Mexico		0	0	26	H	West Virginia		0	0	64	A	Cal St. Fullerton		0	1		
8	A	UC Irvine		1	0	34	H	UC Riverside		5	0	72	H	Villanova		1	0		
8	H	UC Irvine		0	1	45	A	Cal St. Northridge		0	0			101 H Denver		1	3		
10	A	UC Santa Barbara		0	2	45	H	Cal St. Northridge		0	2			151 H UNLV		1	0		
10	H	UC Santa Barbara		2	1	49	A	UC Davis		1	2			168 H Seattle		1	2		
21	A	Akron		0	1	49	H	UC Davis		0	1			177 N Syracuse		2	1		
LAST 10 GAMES																			
10	A	UC Santa Barbara		0	2	10	H	UC Santa Barbara		2	1								
8	H	UC Irvine		0	1	45	H	Cal St. Northridge		0	2								
45	A	Cal St. Northridge		0	0	34	H	UC Riverside		5	0								
49	A	UC Davis		1	2	49	H	UC Davis		0	1								
64	A	Cal St. Fullerton		0	1	8	A	UC Irvine		1	0								

Non-Div. I Games:

Cal Poly

Average RPI Win:	133	WON-LOST	WINNING	LAST 10	STRENGTH OF	OPP. STRENGTH	TEAM	ADJ	CONF.	ADJ CONF.									
Average RPI Loss:	63	RECORD	PCT. RANK	GAMES	SCHEDULE	OF SCHEDULE	RPI	RPI	RPI	RPI									
DIV. I ONLY		9-8-0	.52941	86	7-3-0	95	70	76	.4969	90	16	15							
DIV. I NON-CONF.		4-6-0	.4	135	2-1-0	86	14	118	.48358	117	14	14							
<hr/>																			
TOTALS	RPI 1-25	RPI 26-50		W-L RECORDS		RPI 51-100		RPI 101-150		RPI 150+									
9-8-0	1-3-0	0-2-0		OVERALL		1-0-0		3-2-0		4-1-0									
3-5-0	1-3-0	0-0-0		HOME		1-0-0		1-2-0		0-0-0									
6-3-0	0-0-0	0-2-0		AWAY		0-0-0		2-0-0		4-1-0									
0-0-0	0-0-0	0-0-0		NEUTRAL		0-0-0		0-0-0		0-0-0									
<hr/>																			
4-6-0	1-3-0	0-2-0		NON-CONFERENCE		0-0-0		0-1-0		3-0-0									
1-4-0	1-3-0	0-0-0		HOME		0-0-0		0-1-0		0-0-0									
3-2-0	0-0-0	0-0-		AWAY		0-0-0		0-0-0		3-0-0									
0-0-0	0-0-0	0-0-0		NEUTRAL		0-0-0		0-0-0		0-0-0									
<hr/>																			
5-2-0	0-0-0	0-0-0		CONFERENCE		1-0-0		3-1-0		1-1-0									
2-1-0	0-0-0	0-0-0		HOME		1-0-0		1-1-0		0-0-0									
3-1-0	0-0-0	0-0-0		AWAY		0-0-0		2-0-0		1-1-0									
0-0-0	0-0-0	0-0-0		NEUTRAL		0-0-0		0-0-0		0-0-0									
<hr/>																			
RPI S	Opponent	Score		RPI S	Opponent	Score		RPI S	Opponent	Score									
3 H	Connecticut	0	1	28 A	Brown	0	2	97 H	Stony Brook	1	0	112 H	UMBC	0	1				
7 H	Boston College	0	1	33 A	Monmouth	0	1							121 A	Vermont	1	0		
15 H	St. John's (NY)	0	1													128 H	New Hampshire	3	0
25 H	Providence	1	0													134 A	Hartford	1	0
													144 H	Seton Hall	1	2			
													160 A	Harvard	2	1			
													162 A	Albany (NY)	2	1			
													164 A	Binghamton	1	5			
													182 A	Holy Cross	2	0			
													190 A	Massachusetts	2	1			

Average RPI Win:	99	WON-LOST	WINNING	LAST 10	STRENGTH OF	OPP. STRENGTH	TEAM	ADJ	CONF.	ADJ CONF.					
Average RPI Loss:	86	RECORD	PCT. RANK	GAMES	SCHEDULE	OF SCHEDULE	RPI	RPI	RPI	RPI					
DIV. I ONLY		8-8-3	.5	98	4-4-2	40	113	71	.49565	91	11	11			
DIV. I NON-CONF.		5-5-1	.5	88	1-2-0	49	127	84	.50463	94	12	12			
<hr/>															
TOTALS	RPI 1-25	RPI 26-50		W-L RECORDS		RPI 51-100		RPI 101-150		RPI 150+					
8-8-3	1-2-0	0-1-0		OVERALL		3-2-2		2-2-1		2-1-0					
5-5-1	1-2-0	0-0-0		HOME		1-1-1		1-1-0		2-1-0					
3-3-2	0-0-0	0-1-0		AWAY		2-1-1		1-1-1		0-0-0					
0-0-0	0-0-0	0-0-0		NEUTRAL		0-0-0		0-0-0		0-0-0					
<hr/>															
5-5-1	1-1-0	0-1-0		NON-CONFERENCE		1-1-0		2-1-1		1-1-0					
3-3-0	1-1-0	0-0-0		HOME		0-0-0		1-1-0		1-1-0					
2-2-1	0-0-0	0-0-		AWAY		1-1-0		1-0-1		0-0-0					
0-0-0	0-0-0	0-0-0		NEUTRAL		0-0-0		0-0-0		0-0-0					
<hr/>															
3-3-2	0-1-0	0-0-0		CONFERENCE		2-1-2		0-1-0		1-0-0					
2-2-1	0-1-0	0-0-0		HOME		1-1-1		0-0-0		1-0-0					
1-1-1	0-0-0	0-0-0		AWAY		1-0-1		0-1-0		0-0-0					
0-0-0	0-0-0	0-0-0		NEUTRAL		0-0-0		0-0-0		0-0-0					
<hr/>															
RPI S	Opponent	Score		RPI S	Opponent	Score		RPI S	Opponent	Score					
4 H	North Carolina	1	0	32 A	Wake Forest	1	4	58 H	Appalachian St.	0	2	101 A	Denver	0	0
22 H	Duke	0	1					58 H	Appalachian St.	3	0	125 A	Campbell	1	0
23 H	Furman	0	1					66 A	Air Force	2	0	135 A	Ga. Southern	2	3
								75 A	East Tenn. St.	2	3	137 H	Gardner-Webb	3	0
								87 A	Elon	3	2	148 H	Longwood	0	2
								92 H	Col. of Charleston	2	2	157 H	Wofford	1	0
								93 A	UNC Greensboro	0	0	161 H	Winthrop	2	0
												191 H	Detroit	1	2
<hr/>															
LAST 10 GAMES															
58 H	Appalachian St.	0	2	4 H	North Carolina	1	0								
92 H	Col. of Charleston	2	2	148 H	Longwood	0	2								
58 H	Appalachian St.	3	0	93 A	UNC Greensboro	0	0								
23 H	Furman	0	1	87 A	Elon	3	2								
157 H	Wofford	1	0	22 H	Duke	0	1								

Non-Div. I Games:

Davidson

[illegible]

Non-Div. I Games:

Col. of Charleston

Average RPI Win:	112	WON-LOST RECORD	WINNING PCT. RANK	LAST 10 GAMES	STRENGTH OF SCHEDULE	OPP. STRENGTH OF SCHEDULE	TEAM RPI	ADJ RPI	CONF. RPI	ADJ CONF. RPI	
DIV. I ONLY	9-7-2	.55556	77	5-3-2	110	93	80	.49364	93	11	11
DIV. I NON-CONF.	3-6-1	.35	157	0-2-1	113	113	154	.44146	159	12	12
<hr/>											
TOTALS	RPI 1-25	RPI 26-50		W-L RECORDS	RPI 51-100		RPI 101-150		RPI 150+		
9-7-2	2-1-0	0-1-0		OVERALL	2-2-1		2-2-1		3-1-0		
6-3-2	2-0-0	0-0-0		HOME	0-1-1		2-1-1		2-1-0		
3-4-0	0-1-0	0-1-0		AWAY	2-1-0		0-1-0		1-0-0		
0-0-0	0-0-0	0-0-0		NEUTRAL	0-0-0		0-0-0		0-0-0		
<hr/>											
3-6-1	1-1-0	0-1-0		NON-CONFERENCE	0-1-0		1-2-1		1-1-0		
3-3-1	1-0-0	0-0-0		HOME	0-1-0		1-1-1		1-1-0		
0-3-0	0-1-0	0-0-		AWAY	0-0-0		0-1-0		0-0-0		
0-0-0	0-0-0	0-0-0		NEUTRAL	0-0-0		0-0-0		0-0-0		
<hr/>											
6-1-1	1-0-0	0-0-0		CONFERENCE	2-1-1		1-0-0		2-0-0		
3-0-1	1-0-0	0-0-0		HOME	0-0-1		1-0-0		1-0-0		
3-1-0	0-0-0	0-0-0		AWAY	2-1-0		0-0-0		1-0-0		
0-0-0	0-0-0	0-0-0		NEUTRAL	0-0-0		0-0-0		0-0-0		
<hr/>											
RPI S	Opponent	Score		RPI S	Opponent	Score		RPI S	Opponent	Score	
9 A	Charlotte	0	1	29 A	William & Mary	0	2	58 A	Appalachian St.	0	1
22 H	Duke	3	2					75 H	East Tenn. St.	0	1
23 H	Furman	2	0					87 A	Elon	1	0
								91 H	Davidson	0	0
								92 A	Col. of Charleston	1	0

Non-Div. I Games:

UNC Greensboro

Average RPI Win:	141	WON-LOST RECORD	WINNING PCT. RANK	LAST 10 GAMES	STRENGTH OF SCHEDULE	OPP. STRENGTH OF SCHEDULE	TEAM RPI	ADJ RPI	CONF. RPI	ADJ CONF. RPI	
Average RPI Loss:	93										
DIV. I ONLY	8-4-5	.61765	49	4-3-2	178	80	105	.49292	94	17	17
DIV. I NON-CONF.	4-2-4	.6	66	1-1-1	172	28	108	.49992	101	16	16
<hr/>											
TOTALS	RPI 1-25	RPI 26-50		W-L RECORDS	RPI 51-100		RPI 101-150		RPI 150+		
8-4-5	0-0-0	1-0-0		OVERALL	0-3-3		3-1-2		4-0-0		
5-0-3	0-0-0	1-0-0		HOME	0-0-3		1-0-0		3-0-0		
3-4-2	0-0-0	0-0-0		AWAY	0-3-0		2-1-2		1-0-0		
0-0-0	0-0-0	0-0-0		NEUTRAL	0-0-0		0-0-0		0-0-0		
<hr/>											
4-2-4	0-0-0	1-0-0		NON-CONFERENCE	0-2-2		1-0-2		2-0-0		
3-0-2	0-0-0	1-0-0		HOME	0-0-2		0-0-0		2-0-0		
1-2-2	0-0-0	0-0-		AWAY	0-2-0		1-0-2		0-0-0		
0-0-0	0-0-0	0-0-0		NEUTRAL	0-0-0		0-0-0		0-0-0		
<hr/>											
4-2-1	0-0-0	0-0-0		CONFERENCE	0-1-1		2-1-0		2-0-0		
2-0-1	0-0-0	0-0-0		HOME	0-0-1		1-0-0		1-0-0		
2-2-0	0-0-0	0-0-0		AWAY	0-1-0		1-1-0		1-0-0		
0-0-0	0-0-0	0-0-0		NEUTRAL	0-0-0		0-0-0		0-0-0		
<hr/>											
RPI S	Opponent	Score	RPI S	Opponent	Score	RPI S	Opponent	Score	RPI S	Opponent	Score
			47 H	Yale	1 0	61 A	Fordham	0 1	106 A	California	1 1
						77 H	Penn	1 1	114 A	Stanford	1 0
						84 A	Princeton	0 2	115 H	Navy	2 0
						88 A	Lafayette	0 1	131 A	La Salle	0 0
						97 H	Stony Brook	0 0	139 A	American	0 1
						100 H	Colgate	0 0	143 A	Bucknell	1 0
									162 H	Albany (NY)	2 0
									179 H	Army	3 0
									182 A	Holy Cross	4 1
									183 H	Saint Peter's	2 0
<hr/>											
LAST 10 GAMES											
			179 H	Army	3 0	115 H	Navy	2 0			
			84 A	Princeton	0 2	77 H	Penn	1 1			
			139 A	American	0 1	88 A	Lafayette	0 1			
			182 A	Holy Cross	4 1	100 H	Colgate	0 0			
			162 H	Albany (NY)	2 0	143 A	Bucknell	1 0			

Non-Div. I Games:

Lehigh

Average RPI Win:		117	WON-LOST RECORD		WINNING PCT. RANK		LAST 10 GAMES		STRENGTH OF SCHEDULE		OPP. STRENGTH OF SCHEDULE		TEAM RPI		ADJ RPI		CONF. RPI		ADJ CONF. RPI					
DIV. I ONLY			9-5-4		.61111		54		5-4-1		158		61		88		.49105		95		13		12	
DIV. I NON-CONF.			4-1-3		.6875		38		0-0-0		120		48		43		.53457		58		11		10	
TOTALS		RPI 1-25		RPI 26-50		W-L RECORDS		RPI 51-100		RPI 101-150		RPI 150+												
9-5-4		0-1-1		0-0-0		OVERALL		3-2-0		4-2-2		2-0-1												
7-2-3		0-1-1		0-0-0		HOME		3-0-0		2-1-1		2-0-1												
2-3-1		0-0-0		0-0-0		AWAY		0-2-0		2-1-1		0-0-0												
0-0-0		0-0-0		0-0-0		NEUTRAL		0-0-0		0-0-0		0-0-0												
4-1-3		0-1-1		0-0-0		NON-CONFERENCE		0-0-0		3-0-1		1-0-1												
3-1-2		0-1-1		0-0-0		HOME		0-0-0		2-0-0		1-0-1												
1-0-1		0-0-0		0-0-		AWAY		0-0-0		1-0-1		0-0-0												
0-0-0		0-0-0		0-0-0		NEUTRAL		0-0-0		0-0-0		0-0-0												
5-4-1		0-0-0		0-0-0		CONFERENCE		3-2-0		1-2-1		1-0-0												
4-1-1		0-0-0		0-0-0		HOME		3-0-0		0-1-1		1-0-0												
1-3-0		0-0-0		0-0-0		AWAY		0-2-0		1-1-0		0-0-0												
0-0-0		0-0-0		0-0-0		NEUTRAL		0-0-0		0-0-0		0-0-0												
RPI	S	Opponent		Score		RPI	S	Opponent		Score		RPI	S	Opponent		Score								
6	H	New Mexico		0	2							106	A	California		4	2							
16	H	UCLA		2	2							68	A	St. Mary's (CA)		0	1							
												68	H	St. Mary's (CA)		2	1							
												79	A	San Diego		0	2							
												79	H	San Diego		4	1							
												114	H	Stanford		1	0							
												119	A	San Jose St.		1	1							
												136	A	San Francisco		3	2							
												136	H	San Francisco		0	2							
												138	H	Cleveland St.		2	0							
												160	H	Harvard		0	0							
												166	H	Gonzaga		2	0							
												192	H	Neb. Omaha		4	0							
LAST 10 GAMES																								
												110	A	Loyola Marymount		0	1							
												68	A	St. Mary's (CA)		0	2							
												136	H	San Francisco		0	2							
												166	H	Gonzaga		2	0							
												52	H	Portland		1	0							

Non-Div. I Games:

Santa Clara

Average RPI Win:		128	WON-LOST RECORD		WINNING PCT. RANK		LAST 10 GAMES		STRENGTH OF SCHEDULE		OPP. STRENGTH OF SCHEDULE		TEAM RPI		ADJ RPI		CONF. RPI		ADJ CONF. RPI				
Average RPI Loss:		45																					
DIV. I ONLY			6-11-2		.36842 151		3-6-1		17		81		99		.49093 96		5		4				
DIV. I NON-CONF.			3-5-1		.38889 141		1-0-0		26		154		100		.50046 100		6		5				
TOTALS		RPI 1-25		RPI 26-50		W-L RECORDS		RPI 51-100		RPI 101-150		RPI 150+											
6-11-2		0-5-0		1-2-0		OVERALL		1-2-1		1-2-0		3-0-1											
5-4-0		0-2-0		1-1-0		HOME		1-0-0		1-1-0		2-0-0											
1-6-2		0-3-0		0-1-0		AWAY		0-1-1		0-1-0		1-0-1											
0-1-0		0-0-0		0-0-0		NEUTRAL		0-1-0		0-0-0		0-0-0											
3-5-1		0-1-0		1-0-0		NON-CONFERENCE		1-2-0		0-2-0		1-0-1											
3-2-0		0-1-0		1-0-0		HOME		1-0-0		0-1-0		1-0-0											
0-2-1		0-0-0		0-0-		AWAY		0-1-0		0-1-0		0-0-1											
0-1-0		0-0-0		0-0-0		NEUTRAL		0-1-0		0-0-0		0-0-0											
3-6-1		0-4-0		0-2-0		CONFERENCE		0-0-1		1-0-0		2-0-0											
2-2-0		0-1-0		0-1-0		HOME		0-0-0		1-0-0		1-0-0											
1-4-1		0-3-0		0-1-0		AWAY		0-0-1		0-0-0		1-0-0											
0-0-0		0-0-0		0-0-0		NEUTRAL		0-0-0		0-0-0		0-0-0											
RPI	S	Opponent		Score		RPI	S	Opponent		Score		RPI	S	Opponent		Score							
1	H	Creighton		0	1	30	H	Rutgers		0	1	55	A	Drake		2	4	108	A	Western Ill.	0	4	
3	A	Connecticut		0	4	41	H	Northwestern		4	0	67	H	Green Bay		3	1	140	H	SIU Edwardsville	1	2	
5	A	South Fla.		0	2	48	A	Georgetown		0	2	72	A	Villanova		1	1	144	H	Seton Hall	2	1	
11	H	Louisville		0	1							78	N	Ill.-Chicago		0	2	152	A	Cincinnati	2	1	
15	A	St. John's (NY)		2	4													163	A	Loyola Chicago	1	1	
																		177	H	Syracuse	2	1	
																		187	H	Oakland	3	1	
LAST 10 GAMES																							
		3 A Connecticut		0	4			30 H Rutgers		0	1			5 A South Fla.		0	2			72 A Villanova		1	1
		177 H Syracuse		2	1			5 A South Fla.		0	2			67 H Green Bay		3	1			48 A Georgetown		0	2
		11 H Louisville		0	1																		
		15 A St. John's (NY)		2	4																		
		152 A Cincinnati		2	1																		

Non-Div. I Games:

DePaul

Average RPI Win: 116		WON-LOST	WINNING	LAST 10	STRENGTH OF		OPP. STRENGTH	TEAM	ADJ	CONF.	ADJ CONF.
Average RPI Loss: 111		RECORD	PCT. RANK	GAMES	SCHEDULE		OF SCHEDULE	RPI	RPI	RPI	RPI
DIV. I ONLY		8-6-3	.55882	75	6-3-1		86	179	81	.49037	97
DIV. I NON-CONF.		4-4-2	.5	88	2-1-0		48	185	88	.50549	93
TOTALS		RPI 1-25	RPI 26-50		W-L RECORDS		RPI 51-100		RPI 101-150		RPI 150+
8-6-3		0-0-0	1-0-0		OVERALL		1-3-1		3-2-0		3-1-2
4-2-1		0-0-0	1-0-0		HOME		1-1-0		1-1-0		1-0-1
4-2-2		0-0-0	0-0-0		AWAY		0-2-1		2-0-0		2-0-1
0-2-0		0-0-0	0-0-0		NEUTRAL		0-0-0		0-1-0		0-1-0
4-4-2		0-0-0	1-0-0		NON-CONFERENCE		1-2-1		0-1-0		2-1-1
2-1-0		0-0-0	1-0-0		HOME		1-1-0		0-0-0		0-0-0
2-1-2		0-0-0	0-0-		AWAY		0-1-1		0-0-0		2-0-1
0-2-0		0-0-0	0-0-0		NEUTRAL		0-0-0		0-1-0		0-1-0
4-2-1		0-0-0	0-0-0		CONFERENCE		0-1-0		3-1-0		1-0-1
2-1-1		0-0-0	0-0-0		HOME		0-0-0		1-1-0		1-0-1
2-1-0		0-0-0	0-0-0		AWAY		0-1-0		2-0-0		0-0-0
0-0-0		0-0-0	0-0-0		NEUTRAL		0-0-0		0-0-0		0-0-0
RPI S	Opponent	Score	RPI S	Opponent	Score	RPI S	Opponent	Score	RPI S	Opponent	Score
			36 H	Fairfield	4 1	59 H	Fairleigh Dickinson	2 1	112 A	UMBC	3 0
						74 H	Sacred Heart	0 1	117 N	Radford	0 3
						77 A	Penn	0 3	121 H	Vermont	3 2
						90 A	Boston U.	0 1	128 A	New Hampshire	1 0
						94 A	Lehigh	0 0	134 H	Hartford	1 3
									153 A	Temple	4 3
									158 A	High Point	3 1
									162 H	Albany (NY)	0 0
									164 H	Binghamton	2 1
									175 A	Duquesne	1 1
									176 N	Pittsburgh	0 1
LAST 10 GAMES											
			134 H	Hartford	1 3	121 H	Vermont	3 2			
			112 A	UMBC	3 0	128 A	New Hampshire	1 0			
			164 H	Binghamton	2 1	153 A	Temple	4 3			
			90 A	Boston U.	0 1	77 A	Penn	0 3			
			162 H	Albany (NY)	0 0	36 H	Fairfield	4 1			

Non-Div. I Games:

Stony Brook

Average RPI Win:		123	WON-LOST RECORD		WINNING PCT. RANK	LAST 10 GAMES		STRENGTH OF SCHEDULE		OPP. STRENGTH OF SCHEDULE	TEAM RPI	ADJ RPI	CONF. RPI	ADJ CONF. RPI
Average RPI Loss:		31												
DIV. I ONLY			6-10-2		.38889	143		43		44	108	.49025	98	1
DIV. I NON-CONF.			4-4-2		.5	88		121		136	120	.48679	115	1
TOTALS		RPI 1-25	RPI 26-50		W-L RECORDS		RPI 51-100		RPI 101-150		RPI 150+			
6-10-2		2-6-0	0-3-0		OVERALL		0-0-0		1-1-1		4-0-1			
5-3-2		1-0-0	0-3-0		HOME		0-0-0		1-0-1		3-0-1			
0-6-0		0-5-0	0-0-0		AWAY		0-0-0		0-1-0		0-0-0			
2-1-0		1-1-0	0-0-0		NEUTRAL		0-0-0		0-0-0		1-0-0			
4-4-2		1-2-0	0-1-0		NON-CONFERENCE		0-0-0		1-1-1		2-0-1			
3-1-2		0-0-0	0-1-0		HOME		0-0-0		1-0-1		2-0-1			
0-2-0		0-1-0	0-0-		AWAY		0-0-0		0-1-0		0-0-0			
1-1-0		1-1-0	0-0-0		NEUTRAL		0-0-0		0-0-0		0-0-0			
3-6-0		1-4-0	0-2-0		CONFERENCE		0-0-0		0-0-0		2-0-0			
2-2-0		1-0-0	0-2-0		HOME		0-0-0		0-0-0		1-0-0			
0-4-0		0-4-0	0-0-0		AWAY		0-0-0		0-0-0		0-0-0			
1-0-0		0-0-0	0-0-0		NEUTRAL		0-0-0		0-0-0		1-0-0			
RPI	S	Opponent	Score		RPI	S	Opponent	Score		RPI	S	Opponent	Score	
2	A	Maryland	1	3	32	H	Wake Forest	2	5	105	H	Saint Francis (PA)	0	0
4	A	North Carolina	1	2	37	H	Clemson	1	2	125	A	Campbell	0	1
7	H	Boston College	2	1	40	H	Georgia St.	0	1	135	H	Ga. Southern	1	0
10	N	UC Santa Barbara	0	1						154	H	Virginia Tech	2	1
12	N	SMU	1	0						154	N	Virginia Tech	1	0
17	A	South Carolina	0	2						188	H	Richmond	1	1
22	A	Duke	2	4						193	H	Presbyterian	4	0
24	A	Virginia	1	4						203	H	VMI	2	0
					LAST 10 GAMES									
					154	N	Virginia Tech	1	0	154	H	Virginia Tech	2	1
					24	A	Virginia	1	4	135	H	Ga. Southern	1	0
					4	A	North Carolina	1	2	22	A	Duke	2	4
					32	H	Wake Forest	2	5	125	A	Campbell	0	1
					17	A	South Carolina	0	2	7	H	Boston College	2	1

Non-Div. I Games:

North Carolina St.

Average RPI Win:	152	WON-LOST	WINNING	LAST 10	STRENGTH OF	OPP. STRENGTH	TEAM	ADJ	CONF.	ADJ CONF.	
Average RPI Loss:	91	RECORD	PCT. RANK	GAMES	SCHEDULE	OF SCHEDULE	RPI	RPI	RPI	RPI	
DIV. I ONLY	10-6-2	.61111	54	5-4-1	179	118	100	.49022	99	18	19
DIV. I NON-CONF.	5-2-1	.6875	38	0-0-0	139	68	60	.53478	57	20	20
<hr/>											
TOTALS	RPI 1-25	RPI 26-50		W-L RECORDS	RPI 51-100		RPI 101-150		RPI 150+		
10-6-2	0-0-0	0-2-0		OVERALL	0-1-0		5-2-2		5-1-0		
6-2-1	0-0-0	0-1-0		HOME	0-1-0		4-0-1		2-0-0		
4-3-1	0-0-0	0-1-0		AWAY	0-0-0		1-2-1		3-0-0		
0-1-0	0-0-0	0-0-0		NEUTRAL	0-0-0		0-0-0		0-1-0		
<hr/>											
5-2-1	0-0-0	0-1-0		NON-CONFERENCE	0-0-0		5-1-1		0-0-0		
4-0-0	0-0-0	0-0-0		HOME	0-0-0		4-0-0		0-0-0		
1-2-1	0-0-0	0-0-		AWAY	0-0-0		1-1-1		0-0-0		
0-0-0	0-0-0	0-0-0		NEUTRAL	0-0-0		0-0-0		0-0-0		
<hr/>											
5-4-1	0-0-0	0-1-0		CONFERENCE	0-1-0		0-1-1		5-1-0		
2-2-1	0-0-0	0-1-0		HOME	0-1-0		0-0-1		2-0-0		
3-1-0	0-0-0	0-0-0		AWAY	0-0-0		0-1-0		3-0-0		
0-1-0	0-0-0	0-0-0		NEUTRAL	0-0-0		0-0-0		0-1-0		
<hr/>											
RPI S	Opponent	Score	RPI S	Opponent	Score	RPI S	Opponent	Score	RPI S	Opponent	Score
			29 A	William & Mary	0 1	57 H	Iona	2 3	104 H	Niagara	1 1
			36 H	Fairfield	1 2				105 H	Saint Francis (PA)	1 0
									112 H	UMBC	2 0
									115 A	Navy	3 3
									123 A	Marist	0 3
									125 H	Campbell	1 0
									126 A	Adelphi	1 0
									130 A	Quinnipiac	0 1
									133 H	Towson	2 1
									172 A	Manhattan	3 0
									172 N	Manhattan	0 1
									174 A	Siena	2 1
									183 A	Saint Peter's	2 0
									195 H	Rider	1 0
									197 H	Canisius	2 0
			LAST 10 GAMES								
			172 N	Manhattan	0 1	195 H	Rider	1 0			
			123 A	Marist	0 3	183 A	Saint Peter's	2 0			
			174 A	Siena	2 1	172 A	Manhattan	3 0			
			104 H	Niagara	1 1	57 H	Iona	2 3			
			197 H	Canisius	2 0	36 H	Fairfield	1 2			

Non-Div. I Games:

Loyola Maryland

Average RPI Win: 145		WON-LOST RECORD	WINNING PCT. RANK	LAST 10 GAMES	STRENGTH OF SCHEDULE	OPP. STRENGTH OF SCHEDULE	TEAM RPI	ADJ RPI	CONF. RPI	ADJ CONF. RPI		
Average RPI Loss: 86												
DIV. I ONLY		10-4-5	.65789	36	4-2-3	176	127	90	.48958	100	17	17
DIV. I NON-CONF.		6-3-3	.625	58	0-2-2	169	115	107	.48976	113	16	16
<hr/>												
TOTALS		RPI 1-25		RPI 26-50		W-L RECORDS		RPI 51-100		RPI 101-150		RPI 150+
10-4-5		0-0-0		0-0-0		OVERALL		1-3-2		4-1-1		5-0-2
6-1-1		0-0-0		0-0-0		HOME		0-1-0		2-0-1		4-0-0
3-3-4		0-0-0		0-0-0		AWAY		1-2-2		1-1-0		1-0-2
1-0-0		0-0-0		0-0-0		NEUTRAL		0-0-0		1-0-0		0-0-0
6-3-3		0-0-0		0-0-0		NON-CONFERENCE		0-3-1		3-0-0		3-0-2
4-1-0		0-0-0		0-0-0		HOME		0-1-0		1-0-0		3-0-0
1-2-3		0-0-0		0-0-		AWAY		0-2-1		1-0-0		0-0-2
1-0-0		0-0-0		0-0-0		NEUTRAL		0-0-0		1-0-0		0-0-0
4-1-2		0-0-0		0-0-0		CONFERENCE		1-0-1		1-1-1		2-0-0
2-0-1		0-0-0		0-0-0		HOME		0-0-0		1-0-1		1-0-0
2-1-1		0-0-0		0-0-0		AWAY		1-0-1		0-1-0		1-0-0
0-0-0		0-0-0		0-0-0		NEUTRAL		0-0-0		0-0-0		0-0-0
RPI	S	Opponent	Score	RPI	S	Opponent	Score	RPI	S	Opponent	Score	
						63 A	Cornell	0	1	107 H	Hartwick	1 0
						70 A	Dartmouth	0	1	115 H	Navy	0 0
						72 A	Villanova	1	1	121 A	Vermont	1 0
						73 H	Hofstra	0	1	128 N	New Hampshire	2 1
						88 A	Lafayette	1	0	139 A	American	0 3
						94 A	Lehigh	0	0	143 H	Bucknell	2 1
										159 H	Long Island	2 1
										160 A	Harvard	3 3
										162 H	Albany (NY)	3 0
										164 A	Binghamton	1 1
										177 H	Syracuse	1 0
										179 H	Army	3 2
										182 A	Holy Cross	1 0
<hr/>												
LAST 10 GAMES												
						115 H	Navy	0	0	164 A	Binghamton	1 1
						160 A	Harvard	3	3	179 H	Army	3 2
						143 H	Bucknell	2	1	63 A	Cornell	0 1
						70 A	Dartmouth	0	1	182 A	Holy Cross	1 0
						88 A	Lafayette	1	0	162 H	Albany (NY)	3 0

Non-Div. I Games:

Colgate

Average RPI Win:		141	WON-LOST RECORD		WINNING PCT. RANK		LAST 10 GAMES		STRENGTH OF SCHEDULE		OPP. STRENGTH OF SCHEDULE		TEAM RPI		ADJ RPI		CONF. RPI		ADJ CONF. RPI	
DIV. I ONLY			5-10-3		.36111 153		3-6-1		25		67		112		.4887 101		10		10	
DIV. I NON-CONF.			2-4-2		.375 144		0-0-0		30		24		92		.50906 90		10		11	
TOTALS		RPI 1-25		RPI 26-50		W-L RECORDS		RPI 51-100		RPI 101-150		RPI 150+								
5-10-3		0-4-0		0-1-1		OVERALL		1-4-2		1-1-0		3-0-0								
3-4-2		0-2-0		0-1-0		HOME		0-1-2		1-0-0		2-0-0								
2-5-1		0-1-0		0-0-1		AWAY		1-3-0		0-1-0		1-0-0								
0-1-0		0-1-0		0-0-0		NEUTRAL		0-0-0		0-0-0		0-0-0								
2-4-2		0-2-0		0-0-1		NON-CONFERENCE		1-2-1		1-0-0		0-0-0								
1-2-1		0-1-0		0-0-0		HOME		0-1-1		1-0-0		0-0-0								
1-1-1		0-0-0		0-1-		AWAY		1-1-0		0-0-0		0-0-0								
0-1-0		0-1-0		0-0-0		NEUTRAL		0-0-0		0-0-0		0-0-0								
3-6-1		0-2-0		0-1-0		CONFERENCE		0-2-1		0-1-0		3-0-0								
2-2-1		0-1-0		0-1-0		HOME		0-0-1		0-0-0		2-0-0								
1-4-0		0-1-0		0-0-0		AWAY		0-2-0		0-1-0		1-0-0								
0-0-0		0-0-0		0-0-0		NEUTRAL		0-0-0		0-0-0		0-0-0								
RPI	S	Opponent		Score		RPI	S	Opponent		Score		RPI	S	Opponent		Score				
1	H	Creighton		0	1	39	A	Notre Dame		2	2	64	A	Cal St. Fullerton		2	4			
6	A	New Mexico		0	6	46	H	CSU Bakersfield		0	1	66	A	Air Force		1	2			
6	H	New Mexico		2	3							66	H	Air Force		0	0			
19	N	Indiana		1	2							83	A	Sacramento St.		1	2			
												89	A	Cal Poly		3	1			
												91	H	Davidson		0	0			
												92	H	Col. of Charleston		2	3			
LAST 10 GAMES																				
						66	A	Air Force		1	2	151	A	UNLV		5	4			
						168	H	Seattle		1	0	6	A	New Mexico		0	6			
						46	H	CSU Bakersfield		0	1	151	H	UNLV		3	1			
						119	A	San Jose St.		0	3	6	H	New Mexico		2	3			
						83	A	Sacramento St.		1	2	66	H	Air Force		0	0			

Non-Div. I Games:

Denver

Average RPI Win: 112		WON-LOST RECORD		WINNING PCT. RANK		LAST 10 GAMES		STRENGTH OF SCHEDULE		OPP. STRENGTH OF SCHEDULE		TEAM RPI		ADJ RPI		CONF. RPI		ADJ CONF. RPI	
DIV. I ONLY		5-12-0		.29412 173		1-9-0		4		75		104		.48869 102		3		3	
DIV. I NON-CONF.		4-5-0		.44444 123		0-2-0		10		134		62		.5284 68		3		3	
TOTALS		RPI 1-25		RPI 26-50		W-L RECORDS		RPI 51-100		RPI 101-150		RPI 150+							
5-12-0		0-5-0		0-3-0		OVERALL		2-3-0		2-1-0		1-0-0							
3-7-0		0-4-0		0-1-0		HOME		0-1-0		2-1-0		1-0-0							
1-4-0		0-1-0		0-1-0		AWAY		1-2-0		0-0-0		0-0-0							
1-1-0		0-0-0		0-1-0		NEUTRAL		1-0-0		0-0-0		0-0-0							
4-5-0		0-2-0		0-1-0		NON-CONFERENCE		2-1-0		1-1-0		1-0-0							
2-4-0		0-2-0		0-0-0		HOME		0-1-0		1-1-0		1-0-0							
1-0-0		0-0-0		0-0-		AWAY		1-0-0		0-0-0		0-0-0							
1-1-0		0-0-0		0-1-0		NEUTRAL		1-0-0		0-0-0		0-0-0							
1-7-0		0-3-0		0-2-0		CONFERENCE		0-2-0		1-0-0		0-0-0							
1-3-0		0-2-0		0-1-0		HOME		0-0-0		1-0-0		0-0-0							
0-4-0		0-1-0		0-1-0		AWAY		0-2-0		0-0-0		0-0-0							
0-0-0		0-0-0		0-0-0		NEUTRAL		0-0-0		0-0-0		0-0-0							
RPI	S	Opponent		Score		RPI	S	Opponent		Score		RPI	S	Opponent		Score			
3	H	Connecticut		0	1	35	H	Memphis		0	3	67	H	Green Bay		2	3		
12	H	SMU		1	2	42	A	UCF		1	2	69	A	Kentucky		1	3		
14	H	UAB		1	2	44	N	Washington		0	1	70	N	Dartmouth		3	2		
17	A	South Carolina		1	2							71	A	Marshall		1	2		
21	H	Akron		0	3							81	A	Missouri St.		2	1		
						LAST 10 GAMES													
						14	H	UAB		1	2	69	A	Kentucky		1	3		
						71	A	Marshall		1	2	67	H	Green Bay		2	3		
						42	A	UCF		1	2	12	H	SMU		1	2		
						113	H	FIU		4	1	17	A	South Carolina		1	2		
						35	H	Memphis		0	3	21	H	Akron		0	3		

Non-Div. I Games:

Tulsa

Average RPI Win:	98	WON-LOST RECORD	WINNING PCT. RANK	LAST 10 GAMES	STRENGTH OF SCHEDULE	OPP. STRENGTH OF SCHEDULE	TEAM RPI	ADJ RPI	CONF. RPI	ADJ CONF. RPI	
Average RPI Loss:	45										
DIV. I ONLY	7-8-3	.47222	119	3-6-1	92	31	102	.48804	103	6	6
DIV. I NON-CONF.	3-2-2	.57143	70	0-0-0	134	61	93	.50122	98	4	4
<hr/>											
TOTALS	RPI 1-25	RPI 26-50		W-L RECORDS	RPI 51-100		RPI 101-150		RPI 150+		
7-8-3	1-2-0	0-3-1		OVERALL	3-2-0		2-1-1		1-0-1		
6-1-2	1-0-0	0-1-1		HOME	2-0-0		2-0-1		1-0-0		
1-7-0	0-2-0	0-2-0		AWAY	1-2-0		0-1-0		0-0-0		
0-0-1	0-0-0	0-0-0		NEUTRAL	0-0-0		0-0-0		0-0-1		
<hr/>											
3-2-2	0-1-0	0-1-1		NON-CONFERENCE	1-0-0		1-0-0		1-0-1		
3-0-1	0-0-0	0-0-1		HOME	1-0-0		1-0-0		1-0-0		
0-2-0	0-1-0	0-0-		AWAY	0-0-0		0-0-0		0-0-0		
0-0-1	0-0-0	0-0-0		NEUTRAL	0-0-0		0-0-0		0-0-1		
<hr/>											
4-6-1	1-1-0	0-2-0		CONFERENCE	2-2-0		1-1-1		0-0-0		
3-1-1	1-0-0	0-1-0		HOME	1-0-0		1-0-1		0-0-0		
1-5-0	0-1-0	0-1-0		AWAY	1-2-0		0-1-0		0-0-0		
0-0-0	0-0-0	0-0-0		NEUTRAL	0-0-0		0-0-0		0-0-0		
<hr/>											
RPI S	Opponent	Score		RPI S	Opponent	Score		RPI S	Opponent	Score	
7 A	Boston College	2	3	28 A	Brown	1	2	54 A	VCU	0	1
13 A	James Madison	1	2	29 A	William & Mary	0	1	56 A	Delaware	1	2
18 H	Old Dominion	1	0	40 H	Georgia St.	0	2	60 H	Northeastern	4	1
				42 H	UCF	1	1	64 H	Cal St. Fullerton	2	1
								73 A	Hofstra	3	2
					</						

Non-Div. I Games:

George Mason

Average RPI Win: 152		WON-LOST	WINNING	LAST 10	STRENGTH OF		OPP. STRENGTH	TEAM	ADJ	CONF.	ADJ CONF.				
Average RPI Loss: 138		RECORD	PCT. RANK	GAMES	SCHEDULE		OF SCHEDULE	RPI	RPI	RPI	RPI				
DIV. I ONLY		9-4-5	.63889	42	4-2-4		150	194	92	.48762	104	18	19		
DIV. I NON-CONF.		5-2-1	.6875	38	0-0-0		124	196	70	.52302	72	20	20		

TOTALS		RPI 1-25		RPI 26-50		W-L RECORDS		RPI 51-100		RPI 101-150		RPI 150+			
9-4-5		0-0-0		0-0-1		OVERALL		2-1-1		1-1-2		6-2-1			
5-1-1		0-0-0		0-0-0		HOME		0-0-0		1-0-0		4-1-1			
3-3-3		0-0-0		0-0-1		AWAY		2-1-1		0-1-1		1-1-0			
1-0-1		0-0-0		0-0-0		NEUTRAL		0-0-0		0-0-1		1-0-0			
5-2-1		0-0-0		0-0-0		NON-CONFERENCE		2-0-0		0-1-1		3-1-0			
2-0-0		0-0-0		0-0-0		HOME		0-0-0		0-0-0		2-0-0			
2-2-1		0-0-0		0-0-		AWAY		2-0-0		0-1-1		0-1-0			
1-0-0		0-0-0		0-0-0		NEUTRAL		0-0-0		0-0-0		1-0-0			
4-2-4		0-0-0		0-0-1		CONFERENCE		0-1-1		1-0-1		3-1-1			
3-1-1		0-0-0		0-0-0		HOME		0-0-0		1-0-0		2-1-1			
1-1-2		0-0-0		0-0-1		AWAY		0-1-1		0-0-0		1-0-0			
0-0-1		0-0-0		0-0-0		NEUTRAL		0-0-0		0-0-1		0-0-0			
RPI	S	Opponent	Score	RPI	S	Opponent	Score	RPI	S	Opponent	Score	RPI	S	Opponent	Score
				36	A	Fairfield	3 3	57	A	Iona	1 2	107	A	Hartwick	1 1
								63	A	Cornell	3 1	123	H	Marist	1 0
								67	A	Green Bay	2 0	123	N	Marist	0 0
								99	A	Loyola Maryland	1 1	146	A	Buffalo	1 2
												171	N	Eastern Ill.	2 0
												172	H	Manhattan	0 1
												173	H	Robert Morris	2 0
												174	H	Siena	1 1
												175	A	Duquesne	0 2
												183	H	Saint Peter's	1 0
												195	A	Rider	3 0
												197	H	Canisius	2 0
												199	H	St. Bonaventure	3 1

LAST 10 GAMES															
				123	N	Marist	0 0	183	H	Saint Peter's	1 0				
				197	H	Canisius	2 0	36	A	Fairfield	3 3				
				99	A	Loyola Maryland	1 1	57	A	Iona	1 2				
				195	A	Rider	3 0	174	H	Siena	1 1				
				172	H	Manhattan	0 1	123	H	Marist	1 0				

Non-Div. I Games:

Niagara

Average RPI Win:	148	WON-LOST	WINNING	LAST 10	STRENGTH OF	OPP. STRENGTH	TEAM	ADJ	CONF.	ADJ CONF.	
Average RPI Loss:	103	RECORD	PCT. RANK	GAMES	SCHEDULE	OF SCHEDULE	RPI	RPI	RPI	RPI	
DIV. I ONLY	10-6-2	.61111	54	6-3-1	187	160	114	.48709	105	14	14
DIV. I NON-CONF.	4-3-1	.5625	72	0-0-0	202	178	166	.43766	160	17	18
<hr/>											
TOTALS	RPI 1-25	RPI 26-50		W-L RECORDS		RPI 51-100		RPI 101-150		RPI 150+	
10-6-2	0-0-0	1-0-0		OVERALL		2-3-1		0-3-1		7-0-0	
7-1-0	0-0-0	1-0-0		HOME		1-1-0		0-0-0		5-0-0	
3-5-2	0-0-0	0-0-0		AWAY		1-2-1		0-3-1		2-0-0	
0-0-0	0-0-0	0-0-0		NEUTRAL		0-0-0		0-0-0		0-0-0	
<hr/>											
4-3-1	0-0-0	0-0-0		NON-CONFERENCE		0-1-1		0-2-0		4-0-0	
3-0-0	0-0-0	0-0-0		HOME		0-0-0		0-0-0		3-0-0	
1-3-1	0-0-0	0-0-		AWAY		0-1-1		0-2-0		1-0-0	
0-0-0	0-0-0	0-0-0		NEUTRAL		0-0-0		0-0-0		0-0-0	
<hr/>											
6-3-1	0-0-0	1-0-0		CONFERENCE		2-2-0		0-1-1		3-0-0	
4-1-0	0-0-0	1-0-0		HOME		1-1-0		0-0-0		2-0-0	
2-2-1	0-0-0	0-0-0		AWAY		1-1-0		0-1-1		1-0-0	
0-0-0	0-0-0	0-0-0		NEUTRAL		0-0-0		0-0-0		0-0-0	
<hr/>											
RPI S	Opponent	Score	RPI S	Opponent	Score	RPI S	Opponent	Score	RPI S	Opponent	Score
			33 H	Monmouth	1 0	59 H	Fairleigh Dickinson	0 1	109 A	Penn St.	0 1
						74 H	Sacred Heart	1 0	111 A	Mt. St. Mary's	0 0
						76 A	St. Francis (NY)	1 0	130 A	Quinnipiac	1 2
						80 A	Central Conn. St.	0 2	143 A	Bucknell	1 4
						98 A	North Carolina St.	0 0	159 A	Long Island	1 0
						99 A	Loyola Maryland	0 1	173 H	Robert Morris	1 0
									176 H	Pittsburgh	3 0
									194 H	Bryant	3 0
									197 H	Canisius	3 0
									199 H	St. Bonaventure	4 0
									200 A	Howard	2 1
<hr/>											
LAST 10 GAMES											
			173 H	Robert Morris	1 0	159 A	Long Island	1 0			
			33 H	Monmouth	1 0	80 A	Central Conn. St.	0 2			
			111 A	Mt. St. Mary's	0 0	130 A	Quinnipiac	1 2			
			194 H	Bryant	3 0	74 H	Sacred Heart	1 0			
			76 A	St. Francis (NY)	1 0	59 H	Fairleigh Dickinson	0 1			

Non-Div. I Games:

Saint Francis (PA)

Average RPI Win:		109	WON-LOST RECORD		WINNING PCT. RANK		LAST 10 GAMES		STRENGTH OF SCHEDULE		OPP. STRENGTH OF SCHEDULE		TEAM RPI		ADJ RPI		CONF. RPI		ADJ CONF. RPI	
DIV. I ONLY			3-8-5		.34375 163		1-6-3		6		123		117		.48616 106		9		9	
DIV. I NON-CONF.			3-2-2		.57143 70		1-0-0		7		155		25		.56986 28		8		8	
TOTALS		RPI 1-25		RPI 26-50		W-L RECORDS		RPI 51-100		RPI 101-150		RPI 150+								
3-8-5		0-3-0		0-2-1		OVERALL		1-1-1		2-2-3		0-0-0								
1-3-3		0-1-0		0-1-0		HOME		1-1-1		0-0-2		0-0-0								
1-5-1		0-2-0		0-1-0		AWAY		0-0-0		1-2-1		0-0-0								
1-0-1		0-0-0		0-0-1		NEUTRAL		0-0-0		1-0-0		0-0-0								
3-2-2		0-1-0		0-0-1		NON-CONFERENCE		1-1-1		2-0-0		0-0-0								
1-1-1		0-0-0		0-0-0		HOME		1-1-1		0-0-0		0-0-0								
1-1-0		0-1-0		0-0-		AWAY		0-0-0		1-0-0		0-0-0								
1-0-1		0-0-0		0-0-1		NEUTRAL		0-0-0		1-0-0		0-0-0								
0-6-3		0-2-0		0-2-0		CONFERENCE		0-0-0		0-2-3		0-0-0								
0-2-2		0-1-0		0-1-0		HOME		0-0-0		0-0-2		0-0-0								
0-4-1		0-1-0		0-1-0		AWAY		0-0-0		0-2-1		0-0-0								
0-0-0		0-0-0		0-0-0		NEUTRAL		0-0-0		0-0-0		0-0-0								
RPI	S	Opponent		Score		RPI	S	Opponent		Score		RPI	S	Opponent		Score				
3	A	Connecticut		1	4	41	N	Northwestern		0	0	69	H	Kentucky		3	2			
16	A	UCLA		0	1	44	A	Washington		0	1	94	H	Lehigh		1	1			
16	H	UCLA		0	2	44	H	Washington		1	2	95	H	Santa Clara		2	4			
															114	A	Stanford	1	1	
															118	A	San Diego St.	1	2	
															118	H	San Diego St.	1	1	
															121	N	Vermont	3	0	
															124	A	Oregon St.	1	2	
															124	H	Oregon St.	2	2	
															136	A	San Francisco	1	0	
LAST 10 GAMES																				
						118	H	San Diego St.		1	1	124	H	Oregon St.		2	2			
						16	H	UCLA		0	2	114	A	Stanford		1	1			
						44	A	Washington		0	1	118	A	San Diego St.		1	2			
						124	A	Oregon St.		1	2	16	A	UCLA		0	1			
						44	H	Washington		1	2	121	N	Vermont		3	0			

Non-Div. I Games:

California

Average RPI Win:	144	WON-LOST	WINNING	LAST 10	STRENGTH OF	OPP. STRENGTH	TEAM	ADJ	CONF.	ADJ CONF.	
Average RPI Loss:	64	RECORD	PCT. RANK	GAMES	SCHEDULE	OF SCHEDULE	RPI	RPI	RPI	RPI	
DIV. I ONLY	5-6-5	.46875	124	3-3-3	65	147	110	.48581	107	12	13
DIV. I NON-CONF.	4-4-2	.5	88	2-1-0	73	153	96	.50673	92	13	13
<hr/>											
TOTALS	RPI 1-25	RPI 26-50		W-L RECORDS	RPI 51-100		RPI 101-150		RPI 150+		
5-6-5	0-1-0	0-2-0		OVERALL	1-2-1		2-1-3		2-0-1		
2-1-3	0-0-0	0-1-0		HOME	0-0-1		1-0-1		1-0-1		
2-3-2	0-1-0	0-0-0		AWAY	0-1-0		1-1-2		1-0-0		
1-2-0	0-0-0	0-1-0		NEUTRAL	1-1-0		0-0-0		0-0-0		
<hr/>											
4-4-2	0-0-0	0-1-0		NON-CONFERENCE	1-2-1		1-1-1		2-0-0		
1-0-2	0-0-0	0-0-0		HOME	0-0-1		0-0-1		1-0-0		
2-2-0	0-0-0	0-0-		AWAY	0-1-0		1-1-0		1-0-0		
1-2-0	0-0-0	0-1-0		NEUTRAL	1-1-0		0-0-0		0-0-0		
<hr/>											
1-2-3	0-1-0	0-1-0		CONFERENCE	0-0-0		1-0-2		0-0-1		
1-1-1	0-0-0	0-1-0		HOME	0-0-0		1-0-0		0-0-1		
0-1-2	0-1-0	0-0-0		AWAY	0-0-0		0-0-2		0-0-0		
0-0-0	0-0-0	0-0-0		NEUTRAL	0-0-0		0-0-0		0-0-0		
<hr/>											
RPI S	Opponent	Score	RPI S	Opponent	Score	RPI S	Opponent	Score	RPI S	Opponent	Score
21 A	Akron	0 2	31 H	Northern Ill.	1 2	58 N	Appalachian St.	0 3	104 H	Niagara	1 1
			43 N	Ohio St.	0 3	63 H	Cornell	1 1	126 A	Adelphi	2 1
						80 N	Central Conn. St.	1 0	128 A	New Hampshire	0 1
						100 A	Colgate	0 1	146 A	Buffalo	1 1
									149 H	Fla. Atlantic	4 1
									150 A	Bowling Green	1 1
									162 A	Albany (NY)	2 1
									169 H	Western Mich.	4 4
									202 H	Saint Joseph's	1 0
<hr/>											
LAST 10 GAMES											
			31 H	Northern Ill.	1 2	126 A	Adelphi	2 1			
			146 A	Buffalo	1 1	202 H	Saint Joseph's	1 0			
			169 H	Western Mich.	4 4	149 H	Fla. Atlantic	4 1			
			150 A	Bowling Green	1 1	128 A	New Hampshire	0 1			
			21 A	Akron	0 2	80 N	Central Conn. St.	1 0			

Non-Div. I Games:

Hartwick

Average RPI Win:	149	WON-LOST RECORD	WINNING PCT. RANK	LAST 10 GAMES	STRENGTH OF SCHEDULE	OPP. STRENGTH OF SCHEDULE	TEAM RPI	ADJ RPI	CONF. RPI	ADJ CONF. RPI		
DIV. I ONLY		11-6-1	.63889	42	8-2-0	192	117	95	.48556	108	22	22
DIV. I NON-CONF.		7-4-1	.625	58	4-0-0	160	42	87	.51109	86	22	22
<hr/>												
TOTALS	RPI 1-25	RPI 26-50		W-L RECORDS		RPI 51-100		RPI 101-150		RPI 150+		
11-6-1	0-0-0	0-2-0		OVERALL		2-0-1		2-2-0		7-2-0		
5-1-1	0-0-0	0-1-0		HOME		1-0-1		1-0-0		3-0-0		
5-4-0	0-0-0	0-1-0		AWAY		0-0-0		1-1-0		4-2-0		
1-1-0	0-0-0	0-0-0		NEUTRAL		1-0-0		0-1-0		0-0-0		
<hr/>												
7-4-1	0-0-0	0-2-0		NON-CONFERENCE		2-0-1		2-2-0		3-0-0		
2-1-1	0-0-0	0-1-0		HOME		1-0-1		1-0-0		0-0-0		
4-2-0	0-0-0	0-0-		AWAY		0-0-0		1-1-0		3-0-0		
1-1-0	0-0-0	0-0-0		NEUTRAL		1-0-0		0-1-0		0-0-0		
<hr/>												
4-2-0	0-0-0	0-0-0		CONFERENCE		0-0-0		0-0-0		4-2-0		
3-0-0	0-0-0	0-0-0		HOME		0-0-0		0-0-0		3-0-0		
1-2-0	0-0-0	0-0-0		AWAY		0-0-0		0-0-0		1-2-0		
0-0-0	0-0-0	0-0-0		NEUTRAL		0-0-0		0-0-0		0-0-0		
<hr/>												
RPI S	Opponent	Score	RPI S	Opponent	Score	RPI S	Opponent	Score	RPI S	Opponent	Score	
			27 H	Bradley	0 1	53 N	Marquette	1 0	122 H	Valparaiso	1 0	
			38 A	Wisconsin	0 1	55 H	Drake	1 1	127 A	Evansville	2 0	
						96 H	DePaul	4 0	129 N	Butler	2 3	
									141 A	Milwaukee	0 2	
									167 H	IUPUI	1 0	
									169 A	Western Mich.	1 0	
									170 A	Dayton	2 1	
									171 H	Eastern Ill.	3 0	
									180 A	IPFW	0 2	
									184 A	UMKC	3 2	
									185 A	Oral Roberts	2 3	
									187 H	Oakland	1 0	
									189 A	Central Ark.	2 1	
			LAST 10 GAMES									
			189 A	Central Ark.	2 1	167 H	IUPUI	1 0				
			185 A	Oral Roberts	2 3	180 A	IPFW	0 2				
			127 A	Evansville	2 0	122 H	Valparaiso	1 0				
			184 A	UMKC	3 2	171 H	Eastern Ill.	3 0				
			187 H	Oakland	1 0	169 A	Western Mich.	1 0				

Non-Div. I Games:

Western Ill.

Average RPI Win: 129		WON-LOST	WINNING	LAST 10	STRENGTH OF		OPP. STRENGTH	TEAM	ADJ	CONF.	ADJ CONF.
Average RPI Loss: 57		RECORD	PCT. RANK	GAMES	SCHEDULE		OF SCHEDULE	RPI	RPI	RPI	RPI
DIV. I ONLY		7-8-4	.47368	115	2-6-2		89	65	109	.48499	109
DIV. I NON-CONF.		7-2-4	.69231	37	2-1-2		103	101	38	.54596	42
TOTALS		RPI 1-25	RPI 26-50		W-L RECORDS		RPI 51-100		RPI 101-150		RPI 150+
7-8-4		0-2-0	0-3-1		OVERALL		1-2-1		4-1-2		2-0-0
5-3-1		0-0-0	0-2-1		HOME		1-0-0		2-1-0		2-0-0
1-4-3		0-2-0	0-1-0		AWAY		0-1-1		1-0-2		0-0-0
1-1-0		0-0-0	0-0-0		NEUTRAL		0-1-0		1-0-0		0-0-0
7-2-4		0-1-0	0-0-1		NON-CONFERENCE		1-1-1		4-0-2		2-0-0
5-0-1		0-0-0	0-0-1		HOME		1-0-0		2-0-0		2-0-0
1-1-3		0-1-0	0-0-		AWAY		0-0-1		1-0-2		0-0-0
1-1-0		0-0-0	0-0-0		NEUTRAL		0-1-0		1-0-0		0-0-0
0-6-0		0-1-0	0-3-0		CONFERENCE		0-1-0		0-1-0		0-0-0
0-3-0		0-0-0	0-2-0		HOME		0-0-0		0-1-0		0-0-0
0-3-0		0-1-0	0-1-0		AWAY		0-1-0		0-0-0		0-0-0
0-0-0		0-0-0	0-0-0		NEUTRAL		0-0-0		0-0-0		0-0-0
RPI S	Opponent	Score	RPI S	Opponent	Score	RPI S	Opponent	Score	RPI S	Opponent	Score
19 A	Indiana	0 1	38 H	Wisconsin	0 1	65 A	Michigan St.	0 1	105 H	Saint Francis (PA)	1 0
21 A	Akron	0 1	41 H	Northwestern	0 1	73 A	Hofstra	1 1	112 A	UMBC	1 0
			43 A	Ohio St.	0 1	77 H	Penn	2 0	113 N	FIU	1 0
			48 H	Georgetown	0 0	85 N	Stetson	2 3	134 A	Hartford	0 0
									139 H	American	2 0
									143 A	Bucknell	0 0
									145 H	Michigan	1 2
									174 H	Siena	1 0
									183 H	Saint Peter's	3 0
LAST 10 GAMES											
			38 H	Wisconsin	0 1	41 H	Northwestern	0 1			
			73 A	Hofstra	1 1	21 A	Akron	0 1			
			143 A	Bucknell	0 0	65 A	Michigan St.	0 1			
			43 A	Ohio St.	0 1	77 H	Penn	2 0			
			112 A	UMBC	1 0	145 H	Michigan	1 2			

Non-Div. I Games:

Penn St.

[illegible]

Non-Div. I Games:

Loyola Marymount

Average RPI Win:	158	WON-LOST	WINNING	LAST 10	STRENGTH OF	OPP. STRENGTH	TEAM	ADJ	CONF.	ADJ CONF.	
Average RPI Loss:	71	RECORD	PCT. RANK	GAMES	SCHEDULE	OF SCHEDULE	RPI	RPI	RPI	RPI	
DIV. I ONLY	8-7-2	.52941	86	5-4-1	144	154	118	.48437	111	14	14
DIV. I NON-CONF.	3-3-1	.5	88	0-0-0	183	156	152	.45843	143	17	18
TOTALS	RPI 1-25	RPI 26-50	W-L RECORDS	RPI 51-100	RPI 101-150	RPI 150+					
8-7-2	0-0-0	0-1-0	OVERALL	1-5-0	2-1-2	5-0-0					
6-1-1	0-0-0	0-0-0	HOME	1-1-0	2-0-1	3-0-0					
2-5-1	0-0-0	0-1-0	AWAY	0-3-0	0-1-1	2-0-0					
0-1-0	0-0-0	0-0-0	NEUTRAL	0-1-0	0-0-0	0-0-0					
3-3-1	0-0-0	0-0-0	NON-CONFERENCE	0-2-0	1-1-1	2-0-0					
3-0-0	0-0-0	0-0-0	HOME	0-0-0	1-0-0	2-0-0					
0-2-1	0-0-0	0-0-	AWAY	0-1-0	0-1-1	0-0-0					
0-1-0	0-0-0	0-0-0	NEUTRAL	0-1-0	0-0-0	0-0-0					
5-4-1	0-0-0	0-1-0	CONFERENCE	1-3-0	1-0-1	3-0-0					
3-1-1	0-0-0	0-0-0	HOME	1-1-0	1-0-1	1-0-0					
2-3-0	0-0-0	0-1-0	AWAY	0-2-0	0-0-0	2-0-0					
0-0-0	0-0-0	0-0-0	NEUTRAL	0-0-0	0-0-0	0-0-0					
RPI S	Opponent	Score	RPI S	Opponent	Score	RPI S	Opponent	Score	RPI S	Opponent	Score
			33 A Monmouth	0 1	57 N Iona	3 4	105 H Saint Francis (PA)	0 0			
					59 A Fairleigh Dickinson	0 2	112 A UMBC	0 1			
					74 A Sacred Heart	0 1	130 H Quinnipiac	2 1			
					76 H St. Francis (NY)	0 1	131 H La Salle	5 0			
					80 H Central Conn. St.	2 0	133 A Towson	1 1			
					88 A Lafayette	0 1	159 H Long Island	3 2			
							173 A Robert Morris	1 0			
							194 A Bryant	3 1			
							195 H Rider	2 1			
							200 H Howard	2 0			
LAST 10 GAMES											
			33 A Monmouth	0 1	74 A Sacred Heart	0 1					
			173 A Robert Morris	1 0	159 H Long Island	3 2					
			105 H Saint Francis (PA)	0 0	59 A Fairleigh Dickinson	0 2					
			130 H Quinnipiac	2 1	76 H St. Francis (NY)	0 1					
			194 A Bryant	3 1	80 H Central Conn. St.	2 0					

Non-Div. I Games:

Mt. St. Mary's

Average RPI Win: 123		WON-LOST RECORD	WINNING PCT. RANK	LAST 10 GAMES	STRENGTH OF SCHEDULE	OPP. STRENGTH OF SCHEDULE	TEAM RPI	ADJ RPI	CONF. RPI	ADJ CONF. RPI											
DIV. I ONLY		7-8-3	.47222	119	4-5-1	64	165	101	.48363	112	16	15									
DIV. I NON-CONF.		3-4-3	.45	116	0-1-1	24	162	77	.51943	75	14	14									
<hr/>																					
TOTALS		RPI 1-25		RPI 26-50		W-L RECORDS		RPI 51-100		RPI 101-150		RPI 150+									
7-8-3		0-1-0		0-0-0		OVERALL		2-2-1		3-5-2		2-0-0									
4-4-3		0-1-0		0-0-0		HOME		1-1-1		2-2-2		1-0-0									
3-4-0		0-0-0		0-0-0		AWAY		1-1-0		1-3-0		1-0-0									
0-0-0		0-0-0		0-0-0		NEUTRAL		0-0-0		0-0-0		0-0-0									
3-4-3		0-1-0		0-0-0		NON-CONFERENCE		1-1-1		2-2-2		0-0-0									
2-2-3		0-1-0		0-0-0		HOME		1-0-1		1-1-2		0-0-0									
1-2-0		0-0-0		0-0-		AWAY		0-1-0		1-1-0		0-0-0									
0-0-0		0-0-0		0-0-0		NEUTRAL		0-0-0		0-0-0		0-0-0									
4-4-0		0-0-0		0-0-0		CONFERENCE		1-1-0		1-3-0		2-0-0									
2-2-0		0-0-0		0-0-0		HOME		0-1-0		1-1-0		1-0-0									
2-2-0		0-0-0		0-0-0		AWAY		1-0-0		0-2-0		1-0-0									
0-0-0		0-0-0		0-0-0		NEUTRAL		0-0-0		0-0-0		0-0-0									
RPI	S	Opponent		Score		RPI	S	Opponent		Score		RPI	S	Opponent		Score					
2	H	Maryland		3	4			59	H	Fairleigh Dickinson		1	0	109	H	Penn St.		0	1		
								76	H	St. Francis (NY)		0	0	111	H	Mt. St. Mary's		1	0		
								90	A	Boston U.		1	0	115	H	Navy		1	1		
								97	H	Stony Brook		0	3	121	A	Vermont		1	4		
								99	A	Loyola Maryland		0	2	128	H	New Hampshire		2	0		
														131	A	La Salle		1	2		
														134	A	Hartford		1	3		
														134	H	Hartford		0	1		
														143	H	Bucknell		0	0		
														148	A	Longwood		3	1		
														162	H	Albany (NY)		2	1		
														164	A	Binghamton		1	0		
<hr/>																					
LAST 10 GAMES																					
134 H Hartford						0	1	128 H New Hampshire						2	0						
121 A Vermont						1	4	164 A Binghamton						1	0						
97 H Stony Brook						0	3	90 A Boston U.						1	0						
134 A Hartford						1	3	143 H Bucknell						0	0						
109 H Penn St.						0	1	162 H Albany (NY)						2	1						

Non-Div. I Games:

UMBC

Average RPI Win: 101		WON-LOST	WINNING		LAST 10	STRENGTH OF		OPP. STRENGTH	TEAM	ADJ	CONF.	ADJ CONF.	
Average RPI Loss: 54		RECORD	PCT. RANK		GAMES	SCHEDULE		OF SCHEDULE	RPI	RPI	RPI	RPI	
DIV. I ONLY		4-8-4	.375	148	2-5-2	51		46	123	.48229	113	3	3
DIV. I NON-CONF.		3-3-2	.5	88	1-0-0	96		109	106	.49798	104	3	3
TOTALS		RPI 1-25	RPI 26-50		W-L RECORDS		RPI 51-100		RPI 101-150		RPI 150+		
4-8-4		0-2-1	1-3-1		OVERALL		2-1-0		0-2-2		1-0-0		
4-2-3		0-1-0	1-0-1		HOME		2-1-0		0-0-2		1-0-0		
0-5-1		0-1-1	0-3-0		AWAY		0-0-0		0-1-0		0-0-0		
0-1-0		0-0-0	0-0-0		NEUTRAL		0-0-0		0-1-0		0-0-0		
3-3-2		0-0-0	1-2-0		NON-CONFERENCE		1-0-0		0-1-2		1-0-0		
3-0-2		0-0-0	1-0-0		HOME		1-0-0		0-0-2		1-0-0		
0-2-0		0-0-0	0-0-		AWAY		0-0-0		0-0-0		0-0-0		
0-1-0		0-0-0	0-0-0		NEUTRAL		0-0-0		0-1-0		0-0-0		
1-5-2		0-2-1	0-1-1		CONFERENCE		1-1-0		0-1-0		0-0-0		
1-2-1		0-1-0	0-0-1		HOME		1-1-0		0-0-0		0-0-0		
0-3-1		0-1-1	0-1-0		AWAY		0-0-0		0-1-0		0-0-0		
0-0-0		0-0-0	0-0-0		NEUTRAL		0-0-0		0-0-0		0-0-0		
RPI S	Opponent	Score	RPI S	Opponent	Score	RPI S	Opponent	Score	RPI S	Opponent	Score		
12 A	SMU	1 2	35 A	Memphis	0 3	69 H	Kentucky	1 0	102 A	Tulsa	1 4		
14 A	UAB	0 0	40 A	Georgia St.	2 3	71 H	Marshall	1 2	109 N	Penn St.	0 1		
17 H	South Carolina	3 4	42 H	UCF	0 0	85 H	Stetson	3 2	116 H	Jacksonville	1 1		
			43 A	Ohio St.	1 3				149 H	Fla. Atlantic	1 1		
			50 H	Fla. Gulf Coast	3 2				201 H	North Florida	2 1		
LAST 10 GAMES													
			50 H	Fla. Gulf Coast	3 2	42 H	UCF	0 0					
			14 A	UAB	0 0	35 A	Memphis	0 3					
			17 H	South Carolina	3 4	69 H	Kentucky	1 0					
			102 A	Tulsa	1 4	71 H	Marshall	1 2					
			12 A	SMU	1 2	40 A	Georgia St.	2 3					

Non-Div. I Games: Nova Southeastern 2 0

FIU

Average RPI Win:	151	WON-LOST	WINNING	LAST 10	STRENGTH OF	OPP. STRENGTH	TEAM	ADJ	CONF.	ADJ CONF.
Average RPI Loss:	83	RECORD	PCT. RANK	GAMES	SCHEDULE	OF SCHEDULE	RPI	RPI	RPI	RPI

DIV. I ONLY

DIV. I NON-CONF.

7-7-4

4-5-2

.5

.45455

98

112

4-4-2

1-2-0

83

53

183

182

107

105

.4809

.49537

115

107

17

16

17

16

TOTALS

RPI 1-25

RPI 26-50

W-L RECORDS

RPI 51-100

RPI 101-150

RPI 150+

7-7-4

0-1-0

0-0-0

OVERALL

2-4-3

1-2-1

4-0-0

6-4-1

0-0-0

0-0-0

HOME

2-2-1

1-2-0

3-0-0

1-3-3

0-1-0

0-0-0

AWAY

0-2-2

0-0-1

1-0-0

0-0-0

0-0-0

0-0-0

NEUTRAL

0-0-0

0-0-0

0-0-0

4-5-2

0-1-0

0-0-0

NON-CONFERENCE

2-3-1

0-1-1

2-0-0

3-3-1

0-0-0

0-0-0

HOME

2-2-1

0-1-0

1-0-0

1-2-1

0-1-0

0-0-

AWAY

0-1-0

0-0-1

1-0-0

0-0-0

0-0-0

0-0-0

NEUTRAL

0-0-0

0-0-0

0-0-0

3-2-2

0-0-0

0-0-0

CONFERENCE

0-1-2

1-1-0

2-0-0

3-1-0

0-0-0

0-0-0

HOME

0-0-0

1-1-0

2-0-0

0-1-2

0-0-0

0-0-0

AWAY

0-1-2

0-0-0

0-0-0

0-0-0

0-0-0

0-0-0

NEUTRAL

0-0-0

0-0-0

0-0-0

RPI

S

Opponent

Score

24

A

Virginia

0 2

RPI

S

Opponent

Score

54

A

VCU

1 4

56

H

Delaware

3 5

59

H

Fairleigh Dickinson

0 1

76

H

St. Francis (NY)

2 1

88

A

Lafayette

0 0

93

H

UNC Greensboro

2 1

94

A

Lehigh

0 2

99

H

Loyola Maryland

3 3

100

A

Colgate

0 0

RPI

S

Opponent

Score

112

A

UMBC

1 1

139

H

American

2 1

143

H

Bucknell

2 3

148

H

Longwood

1 2

179

H

Army

1 0

182

H

Holy Cross

2 1

188

A

Richmond

2 1

200

H

Howard

3 0

LAST 10 GAMES

100

A

Colgate

0 0

182

H

Holy Cross

2 1

200

H

Howard

3 0

139

H

American

2 1

94

A

Lehigh

0 2

24

A

Virginia

0 2

143

H

Bucknell

2 3

179

H

Army

1 0

148

H

Longwood

1 2

88

A

Lafayette

0 0

Non-Div. I Games:

Navy

Average RPI Win:	162	WON-LOST RECORD	WINNING PCT. RANK	LAST 10 GAMES	STRENGTH OF SCHEDULE	OPP. STRENGTH OF SCHEDULE	TEAM RPI	ADJ RPI	CONF. RPI	ADJ CONF. RPI	
DIV. I ONLY	9-7-2	.55556	77	6-2-1	154	171	113	.47872	116	19	18
DIV. I NON-CONF.	4-5-1	.45	116	1-0-0	125	166	134	.46406	136	19	19
<hr/>											
TOTALS	RPI 1-25	RPI 26-50		W-L RECORDS	RPI 51-100		RPI 101-150		RPI 150+		
9-7-2	0-1-0	0-3-0		OVERALL	1-1-0		2-1-1		6-1-1		
6-4-0	0-1-0	0-2-0		HOME	1-1-0		0-0-0		5-0-0		
3-2-2	0-0-0	0-1-0		AWAY	0-0-0		2-1-1		1-0-1		
0-1-0	0-0-0	0-0-0		NEUTRAL	0-0-0		0-0-0		0-1-0		
4-5-1	0-1-0	0-2-0		NON-CONFERENCE	0-0-0		1-1-1		3-1-0		
3-3-0	0-1-0	0-2-0		HOME	0-0-0		0-0-0		3-0-0		
1-1-1	0-0-0	0-0-		AWAY	0-0-0		1-1-1		0-0-0		
0-1-0	0-0-0	0-0-0		NEUTRAL	0-0-0		0-0-0		0-1-0		
5-2-1	0-0-0	0-1-0		CONFERENCE	1-1-0		1-0-0		3-0-1		
3-1-0	0-0-0	0-0-0		HOME	1-1-0		0-0-0		2-0-0		
2-1-1	0-0-0	0-1-0		AWAY	0-0-0		1-0-0		1-0-1		
0-0-0	0-0-0	0-0-0		NEUTRAL	0-0-0		0-0-0		0-0-0		
RPI S	Opponent	Score	RPI S	Opponent	Score	RPI S	Opponent	Score	RPI S	Opponent	Score
23 H	Furman	0 1	34 H	UC Riverside	1 2	75 H	East Tenn. St.	2 1	113 A	FIU	1 1
			42 H	UCF	1 2	85 H	Stetson	3 4	135 A	Ga. Southern	2 1
			50 A	Fla. Gulf Coast	1 2				142 A	Mercer	2 1
									149 A	Fla. Atlantic	1 3
									153 N	Temple	2 3
									156 H	George Washington	3 1
									165 A	Belmont	1 1
									181 H	S.C. Upstate	3 0
									186 A	Lipscomb	2 1
									190 H	Massachusetts	2 0
									192 H	Neb. Omaha	3 1
									201 H	North Florida	1 0
<hr/>											
LAST 10 GAMES											
192 H	Neb. Omaha	3 1	186 A	Lipscomb	2 1						
85 H	Stetson	3 4	75 H	East Tenn. St.	2 1						
50 A	Fla. Gulf Coast	1 2	181 H	S.C. Upstate	3 0						
201 H	North Florida	1 0	142 A	Mercer	2 1						
165 A	Belmont	1 1	135 A	Ga. Southern	2 1						

Non-Div. I Games:

Jacksonville

Average RPI Win:		138	WON-LOST RECORD		WINNING PCT. RANK		LAST 10 GAMES		STRENGTH OF SCHEDULE		OPP. STRENGTH OF SCHEDULE		TEAM RPI		ADJ RPI		CONF. RPI		ADJ CONF. RPI					
DIV. I ONLY			9-8-1		.52778		91		4-5-1		124		156		103		.47589		117		21		21	
DIV. I NON-CONF.			5-4-0		.55556		75		1-1-0		42		89		49		.53806		52		21		21	
TOTALS		RPI 1-25		RPI 26-50		W-L RECORDS		RPI 51-100		RPI 101-150		RPI 150+												
9-8-1		0-3-0		0-1-0		OVERALL		3-0-0		1-2-1		5-2-0												
4-1-1		0-0-0		0-0-0		HOME		1-0-0		0-0-1		3-1-0												
3-7-0		0-3-0		0-1-0		AWAY		1-0-0		1-2-0		1-1-0												
2-0-0		0-0-0		0-0-0		NEUTRAL		1-0-0		0-0-0		1-0-0												
5-4-0		0-2-0		0-1-0		NON-CONFERENCE		3-0-0		0-1-0		2-0-0												
2-0-0		0-0-0		0-0-0		HOME		1-0-0		0-0-0		1-0-0												
1-4-0		0-2-0		0-0-		AWAY		1-0-0		0-1-0		0-0-0												
2-0-0		0-0-0		0-0-0		NEUTRAL		1-0-0		0-0-0		1-0-0												
4-4-1		0-1-0		0-0-0		CONFERENCE		0-0-0		1-1-1		3-2-0												
2-1-1		0-0-0		0-0-0		HOME		0-0-0		0-0-1		2-1-0												
2-3-0		0-1-0		0-0-0		AWAY		0-0-0		1-1-0		1-1-0												
0-0-0		0-0-0		0-0-0		NEUTRAL		0-0-0		0-0-0		0-0-0												
RPI	S	Opponent		Score		RPI	S	Opponent		Score		RPI	S	Opponent		Score								
2	A	Maryland		1	2	48	A	Georgetown		0	2	58	A	Appalachian St.		1	0							
20	A	Coastal Caro.		1	4							87	H	Elon		5	1							
24	A	Virginia		3	4							97	N	Stony Brook		3	0							
														125	A	Campbell		2	1					
														137	H	Gardner-Webb		0	0					
														147	A	Liberty		0	3					
														148	A	Longwood		0	1					
														154	H	Virginia Tech		2	1					
														158	H	High Point		1	0					
														161	A	Winthrop		3	1					
														178	H	UNC Asheville		0	1					
														193	A	Presbyterian		1	2					
														199	N	St. Bonaventure		5	1					
														203	H	VMI		4	1					
LAST 10 GAMES																								
161 A Winthrop						3	1	158 H High Point						1	0									
147 A Liberty						0	3	203 H VMI						4	1									
137 H Gardner-Webb						0	0	20 A Coastal Caro.						1	4									
154 H Virginia Tech						2	1	148 A Longwood						0	1									
193 A Presbyterian						1	2	178 H UNC Asheville						0	1									

Non-Div. I Games:

Radford

Average RPI Win:	144	WON-LOST	WINNING	LAST 10	STRENGTH OF	OPP. STRENGTH	TEAM	ADJ	CONF.	ADJ CONF.			
Average RPI Loss:	59	RECORD	PCT. RANK	GAMES	SCHEDULE	OF SCHEDULE	RPI	RPI	RPI	RPI			
DIV. I ONLY	10-5-3	.63889	42	5-4-1	201	50	115	.47536	118	9	9		
DIV. I NON-CONF.	6-1-2	.77778	17	1-0-0	203	110	119	.47874	122	8	8		
<hr/>													
TOTALS	RPI 1-25	RPI 26-50		W-L RECORDS		RPI 51-100		RPI 101-150		RPI 150+			
10-5-3	0-1-0	0-2-0		OVERALL		1-1-0		5-1-1		4-0-2			
7-1-2	0-0-0	0-1-0		HOME		1-0-0		4-0-0		2-0-2			
3-4-1	0-1-0	0-1-0		AWAY		0-1-0		1-1-1		2-0-0			
0-0-0	0-0-0	0-0-0		NEUTRAL		0-0-0		0-0-0		0-0-0			
<hr/>													
6-1-2	0-0-0	0-0-0		NON-CONFERENCE		1-1-0		1-0-0		4-0-2			
4-0-2	0-0-0	0-0-0		HOME		1-0-0		1-0-0		2-0-2			
2-1-0	0-0-0	0-0-		AWAY		0-1-0		0-0-0		2-0-0			
0-0-0	0-0-0	0-0-0		NEUTRAL		0-0-0		0-0-0		0-0-0			
<hr/>													
4-4-1	0-1-0	0-2-0		CONFERENCE		0-0-0		4-1-1		0-0-0			
3-1-0	0-0-0	0-1-0		HOME		0-0-0		3-0-0		0-0-0			
1-3-1	0-1-0	0-1-0		AWAY		0-0-0		1-1-1		0-0-0			
0-0-0	0-0-0	0-0-0		NEUTRAL		0-0-0		0-0-0		0-0-0			
<hr/>													
RPI S	Opponent	Score	RPI S	Opponent	Score	RPI S	Opponent	Score	RPI S	Opponent	Score		
16 A	UCLA	0 2	44 A	Washington	2 3	77 H	Penn	2 0	106 A	California	1 1		
			44 H	Washington	0 3	79 A	San Diego	1 2	106 H	California	2 1		
									114 A	Stanford	1 4		
									114 H	Stanford	1 0		
									124 A	Oregon St.	3 1		
									124 H	Oregon St.	3 0		
									145 H	Michigan	2 1		
									159 H	Long Island	2 2		
									172 H	Manhattan	4 0		
									185 A	Oral Roberts	2 1		
									189 H	Central Ark.	0 0		
									196 A	Houston Baptist	4 1		
									197 H	Canisius	2 1		
<hr/>													
LAST 10 GAMES													
106 A California						1	1	16 A UCLA				0	2
114 A Stanford						1	4	44 A Washington				2	3
44 H Washington						0	3	124 A Oregon St.				3	1
124 H Oregon St.						3	0	106 H California				2	1
145 H Michigan						2	1	114 H Stanford				1	0

Non-Div. I Games:

San Diego St.

Average RPI Win:	134	WON-LOST RECORD	WINNING PCT. RANK	LAST 10 GAMES	STRENGTH OF SCHEDULE	OPP. STRENGTH OF SCHEDULE	TEAM RPI	ADJ RPI	CONF. RPI	ADJ CONF. RPI						
DIV. I ONLY		7-7-3	.5	98	5-4-0	134	89	119	.47456	119	10	10				
DIV. I NON-CONF.		2-2-3	.5	88	0-0-0	158	99	126	.46319	138	10	11				
<hr/>																
TOTALS	RPI 1-25	RPI 26-50		W-L RECORDS		RPI 51-100		RPI 101-150		RPI 150+						
7-7-3	0-1-0	1-1-1		OVERALL		0-3-2		2-2-0		4-0-0						
3-4-1	0-0-0	0-1-0		HOME		0-2-1		1-1-0		2-0-0						
4-3-2	0-1-0	1-0-1		AWAY		0-1-1		1-1-0		2-0-0						
0-0-0	0-0-0	0-0-0		NEUTRAL		0-0-0		0-0-0		0-0-0						
<hr/>																
2-2-3	0-0-0	0-0-1		NON-CONFERENCE		0-0-2		1-2-0		1-0-0						
1-1-1	0-0-0	0-0-0		HOME		0-0-1		0-1-0		1-0-0						
1-1-2	0-0-0	0-1-		AWAY		0-0-1		1-1-0		0-0-0						
0-0-0	0-0-0	0-0-0		NEUTRAL		0-0-0		0-0-0		0-0-0						
<hr/>																
5-5-0	0-1-0	1-1-0		CONFERENCE		0-3-0		1-0-0		3-0-0						
2-3-0	0-0-0	0-1-0		HOME		0-2-0		1-0-0		1-0-0						
3-2-0	0-1-0	1-0-0		AWAY		0-1-0		0-0-0		2-0-0						
0-0-0	0-0-0	0-0-0		NEUTRAL		0-0-0		0-0-0		0-0-0						
<hr/>																
RPI	S	Opponent	Score		RPI	S	Opponent	Score		RPI	S	Opponent	Score			
6	A	New Mexico	0	1	34	A	UC Riverside	1	1	66	H	Air Force	0	1		
					46	A	CSU Bakersfield	2	1	68	A	St. Mary's (CA)	0	0		
					46	H	CSU Bakersfield	0	2	83	A	Sacramento St.	2	3		
										83	H	Sacramento St.	0	1		
										95	H	Santa Clara	1	1		
												101	H	Denver	3	0
												110	A	Loyola Marymount	2	1
												136	A	San Francisco	0	3
												138	H	Cleveland St.	0	2
												151	A	UNLV	2	1
												168	A	Seattle	2	1
												168	H	Seattle	2	1
												192	H	Neb. Omaha	2	0
<hr/>																
LAST 10 GAMES																
		83 A Sacramento St.	2	3			46 A CSU Bakersfield	2	1							
		6 A New Mexico	0	1			168 A Seattle	2	1							
		151 A UNLV	2	1			46 H CSU Bakersfield	0	2							
		101 H Denver	3	0			168 H Seattle	2	1							
		66 H Air Force	0	1			83 H Sacramento St.	0	1							

Non-Div. I Games: Fresno Pacific 4 1

San Jose St.

Average RPI Win: 82		WON-LOST RECORD		WINNING PCT. RANK		LAST 10 GAMES		STRENGTH OF SCHEDULE		OPP. STRENGTH OF SCHEDULE		TEAM RPI		ADJ RPI		CONF. RPI		ADJ CONF. RPI	
DIV. I ONLY		5-10-3		.36111 153		4-4-2		46		63		122		.47374 120		6		6	
DIV. I NON-CONF.		1-5-1		.21429 182		0-0-0		57		140		161		.43322 162		4		4	
TOTALS		RPI 1-25		RPI 26-50		W-L RECORDS		RPI 51-100		RPI 101-150		RPI 150+							
5-10-3		1-1-1		0-3-0		OVERALL		2-4-0		1-2-1		1-0-1							
5-4-0		1-0-0		0-1-0		HOME		2-2-0		1-1-0		1-0-0							
0-6-3		0-1-1		0-2-0		AWAY		0-2-0		0-1-1		0-0-1							
0-0-0		0-0-0		0-0-0		NEUTRAL		0-0-0		0-0-0		0-0-0							
1-5-1		0-1-0		0-1-0		NON-CONFERENCE		0-2-0		0-1-0		1-0-1							
1-2-0		0-0-0		0-0-0		HOME		0-1-0		0-1-0		1-0-0							
0-3-1		0-1-0		0-0-		AWAY		0-1-0		0-0-0		0-0-1							
0-0-0		0-0-0		0-0-0		NEUTRAL		0-0-0		0-0-0		0-0-0							
4-5-2		1-0-1		0-2-0		CONFERENCE		2-2-0		1-1-1		0-0-0							
4-2-0		1-0-0		0-1-0		HOME		2-1-0		1-0-0		0-0-0							
0-3-2		0-0-1		0-1-0		AWAY		0-1-0		0-1-1		0-0-0							
0-0-0		0-0-0		0-0-0		NEUTRAL		0-0-0		0-0-0		0-0-0							
RPI	S	Opponent		Score		RPI	S	Opponent		Score		RPI	S	Opponent		Score			
1	A	Creighton	0	3	29	H	William & Mary	0	2	54	H	VCU	2	1	103	A	George Mason	0	0
13	H	James Madison	2	0	30	A	Rutgers	1	3	56	H	Delaware	2	1	132	A	UNC Wilmington	0	2
18	A	Old Dominion	1	1	40	A	Georgia St.	2	4	60	A	Northeastern	0	3	133	H	Towson	2	0
										72	A	Villanova	0	1	143	H	Bucknell	0	1
										73	H	Hofstra	0	1	153	H	Temple	2	0
										88	H	Lafayette	0	1	198	A	NJIT	0	0
LAST 10 GAMES																			
18	A	Old Dominion	1	1	40	A	Georgia St.	2	4										
13	H	James Madison	2	0	56	H	Delaware	2	1										
60	A	Northeastern	0	3	133	H	Towson	2	0										
54	H	VCU	2	1	103	A	George Mason	0	0										
73	H	Hofstra	0	1	132	A	UNC Wilmington	0	2										

Non-Div. I Games:

Drexel

Average RPI Win:	148	WON-LOST RECORD	WINNING PCT. RANK	LAST 10 GAMES	STRENGTH OF SCHEDULE	OPP. STRENGTH OF SCHEDULE	TEAM RPI	ADJ RPI	CONF. RPI	ADJ CONF. RPI	
DIV. I ONLY	9-7-1	.55882	75	4-5-1	188	114	124	.47368	121	16	15
DIV. I NON-CONF.	5-4-0	.55556	75	0-2-0	189	90	132	.47387	126	14	14
TOTALS	RPI 1-25	RPI 26-50	W-L RECORDS		RPI 51-100	RPI 101-150		RPI 150+			
9-7-1	0-0-0	0-0-0	OVERALL		1-4-0	2-2-1		6-1-0			
6-3-0	0-0-0	0-0-0	HOME		0-2-0	1-0-0		5-1-0			
3-3-1	0-0-0	0-0-0	AWAY		1-2-0	1-1-1		1-0-0			
0-1-0	0-0-0	0-0-0	NEUTRAL		0-0-0	0-1-0		0-0-0			
5-4-0	0-0-0	0-0-0	NON-CONFERENCE		1-2-0	0-2-0		4-0-0			
3-1-0	0-0-0	0-0-0	HOME		0-1-0	0-0-0		3-0-0			
2-2-0	0-0-0	0-0-	AWAY		1-1-0	0-1-0		1-0-0			
0-1-0	0-0-0	0-0-0	NEUTRAL		0-0-0	0-1-0		0-0-0			
4-3-1	0-0-0	0-0-0	CONFERENCE		0-2-0	2-0-1		2-1-0			
3-2-0	0-0-0	0-0-0	HOME		0-1-0	1-0-0		2-1-0			
1-1-1	0-0-0	0-0-0	AWAY		0-1-0	1-0-1		0-0-0			
0-0-0	0-0-0	0-0-0	NEUTRAL		0-0-0	0-0-0		0-0-0			
RPI S	Opponent	Score	RPI S	Opponent	Score	RPI S	Opponent	Score	RPI S	Opponent	Score
						70 A	Dartmouth	0 2	106 N	California	0 3
						80 A	Central Conn. St.	2 0	112 H	UMBC	4 1
						90 H	Boston U.	0 1	114 A	Stanford	1 2
						97 A	Stony Brook	2 3	128 A	New Hampshire	1 1
						100 H	Colgate	0 1	134 A	Hartford	2 1
									155 A	Rhode Island	1 0
									160 H	Harvard	1 0
									162 H	Albany (NY)	2 3
									162 H	Albany (NY)	3 1
									164 H	Binghamton	3 0
									174 H	Siena	1 0
									190 H	Massachusetts	1 0
			LAST 10 GAMES								
			162 H	Albany (NY)	2 3	90 H	Boston U.	0 1			
			112 H	UMBC	4 1	97 A	Stony Brook	2 3			
			162 H	Albany (NY)	3 1	70 A	Dartmouth	0 2			
			128 A	New Hampshire	1 1	164 H	Binghamton	3 0			
			134 A	Hartford	2 1	114 A	Stanford	1 2			

Non-Div. I Games:

Vermont

Average RPI Win:	130	WON-LOST RECORD	WINNING PCT. RANK	LAST 10 GAMES	STRENGTH OF SCHEDULE	OPP. STRENGTH OF SCHEDULE	TEAM RPI	ADJ RPI	CONF. RPI	ADJ CONF. RPI		
DIV. I ONLY		8-6-4	.55556	77	5-3-2	128	164	106	.47337	122	15	16
DIV. I NON-CONF.		3-5-2	.4	135	1-2-1	123	172	148	.44249	158	15	15
<hr/>												
TOTALS	RPI 1-25	RPI 26-50		W-L RECORDS		RPI 51-100		RPI 101-150		RPI 150+		
8-6-4	0-0-0	1-1-1		OVERALL		2-1-0		1-1-2		4-3-1		
5-1-2	0-0-0	0-0-1		HOME		1-0-0		1-0-1		3-1-0		
2-5-1	0-0-0	0-1-0		AWAY		1-1-0		0-1-1		1-2-0		
1-0-1	0-0-0	1-0-0		NEUTRAL		0-0-0		0-0-0		0-0-1		
<hr/>												
3-5-2	0-0-0	1-1-1		NON-CONFERENCE		0-0-0		0-1-0		2-3-1		
2-1-1	0-0-0	0-0-1		HOME		0-0-0		0-0-0		2-1-0		
0-4-0	0-0-0	0-0-		AWAY		0-0-0		0-1-0		0-2-0		
1-0-1	0-0-0	1-0-0		NEUTRAL		0-0-0		0-0-0		0-0-1		
<hr/>												
5-1-2	0-0-0	0-0-0		CONFERENCE		2-1-0		1-0-2		2-0-0		
3-0-1	0-0-0	0-0-0		HOME		1-0-0		1-0-1		1-0-0		
2-1-1	0-0-0	0-0-0		AWAY		1-1-0		0-0-1		1-0-0		
0-0-0	0-0-0	0-0-0		NEUTRAL		0-0-0		0-0-0		0-0-0		
<hr/>												
RPI S	Opponent	Score	RPI S	Opponent	Score	RPI S	Opponent	Score	RPI S	Opponent	Score	
			31 A	Northern Ill.	0 1	67 A	Green Bay	0 1	108 A	Western Ill.	0 1	
			41 N	Northwestern	1 0	78 H	Ill.-Chicago	1 0	129 H	Butler	1 1	
			43 H	Ohio St.	0 0	82 A	Wright St.	1 0	138 A	Cleveland St.	0 0	
									141 H	Milwaukee	2 0	
									163 A	Loyola Chicago	1 0	
									167 H	IUPUI	1 0	
									169 A	Western Mich.	0 2	
									175 A	Duquesne	1 2	
									176 N	Pittsburgh	1 1	
									180 H	IPFW	2 0	
									185 H	Oral Roberts	2 3	
									191 H	Detroit	3 2	
<hr/>												
			LAST 10 GAMES									
			67 A	Green Bay	0 1	180 H	IPFW	2 0				
			129 H	Butler	1 1	43 H	Ohio St.	0 0				
			78 H	Ill.-Chicago	1 0	185 H	Oral Roberts	2 3				
			163 A	Loyola Chicago	1 0	82 A	Wright St.	1 0				
			141 H	Milwaukee	2 0	108 A	Western Ill.	0 1				

Non-Div. I Games:	Calumet Col.	8	0
-------------------	--------------	---	---

Valparaiso

Average RPI Win: 160		WON-LOST	WINNING	LAST 10	STRENGTH OF		OPP. STRENGTH	TEAM	ADJ	CONF.	ADJ CONF.
Average RPI Loss: 73		RECORD	PCT. RANK	GAMES	SCHEDULE		OF SCHEDULE	RPI	RPI	RPI	RPI
DIV. I ONLY		8-7-5	.525	97	4-4-1		131	173	120	.47296	123
DIV. I NON-CONF.		4-2-3	.61111	63	0-0-0		135	158	90	.51045	87
TOTALS		RPI 1-25	RPI 26-50		W-L RECORDS		RPI 51-100		RPI 101-150		RPI 150+
8-7-5		0-0-0	0-3-0		OVERALL		1-2-1		2-1-3		5-1-1
5-2-0		0-0-0	0-1-0		HOME		1-1-0		1-0-0		3-0-0
3-4-3		0-0-0	0-1-0		AWAY		0-1-1		1-1-1		2-1-1
0-1-2		0-0-0	0-1-0		NEUTRAL		0-0-0		0-0-2		0-0-0
4-2-3		0-0-0	0-1-0		NON-CONFERENCE		0-1-1		2-0-2		2-0-0
2-0-0		0-0-0	0-0-0		HOME		0-0-0		1-0-0		1-0-0
2-2-2		0-0-0	0-0-		AWAY		0-1-1		1-0-1		1-0-0
0-0-1		0-0-0	0-0-0		NEUTRAL		0-0-0		0-0-1		0-0-0
4-5-2		0-0-0	0-2-0		CONFERENCE		1-1-0		0-1-1		3-1-1
3-2-0		0-0-0	0-1-0		HOME		1-1-0		0-0-0		2-0-0
1-2-1		0-0-0	0-0-0		AWAY		0-0-0		0-1-0		1-1-1
0-1-1		0-0-0	0-1-0		NEUTRAL		0-0-0		0-0-1		0-0-0
RPI S	Opponent	Score	RPI S	Opponent	Score	RPI S	Opponent	Score	RPI S	Opponent	Score
			36 H	Fairfield	1 2	57 H	Iona	1 2	104 A	Niagara	0 1
			36 N	Fairfield	1 3	60 A	Northeastern	0 2	104 N	Niagara	0 0
			47 A	Yale	0 7	61 A	Fordham	0 0	126 H	Adelphi	3 1
						99 H	Loyola Maryland	3 0	127 A	Evansville	1 0
									134 A	Hartford	1 1
									140 N	SIU Edwardsville	1 1
									172 A	Manhattan	0 1
									174 H	Siena	1 0
									179 A	Army	6 4
									183 A	Saint Peter's	3 2
									195 H	Rider	3 0
									197 A	Canisius	0 0
									198 H	NJIT	2 0
LAST 10 GAMES											
			36 N	Fairfield	1 3	183 A	Saint Peter's	3 2			
			104 N	Niagara	0 0	36 H	Fairfield	1 2			
			99 H	Loyola Maryland	3 0	57 H	Iona	1 2			
			195 H	Rider	3 0	174 H	Siena	1 0			
			172 A	Manhattan	0 1	197 A	Canisius	0 0			

Non-Div. I Games:

Marist

Average RPI Win: 103		WON-LOST	WINNING	LAST 10	STRENGTH OF	OPP. STRENGTH	TEAM	ADJ	CONF.	ADJ CONF.					
Average RPI Loss: 72		RECORD	PCT. RANK	GAMES	SCHEDULE	OF SCHEDULE	RPI	RPI	RPI	RPI					
DIV. I ONLY		5-10-2	.35294	159	3-6-1		49	66	125	.47286	124	9	9		
DIV. I NON-CONF.		2-5-1	.3125	164	0-1-0		47	66	130	.46948	128	8	8		
<hr/>															
TOTALS		RPI 1-25	RPI 26-50		W-L RECORDS		RPI 51-100		RPI 101-150		RPI 150+				
5-10-2		0-3-0	1-2-1		OVERALL		1-1-0		2-3-1		1-1-0				
3-5-0		0-1-0	1-1-0		HOME		0-1-0		2-1-0		0-1-0				
2-5-2		0-2-0	0-1-1		AWAY		1-0-0		0-2-1		1-0-0				
0-0-0		0-0-0	0-0-0		NEUTRAL		0-0-0		0-0-0		0-0-0				
2-5-1		0-1-0	0-2-1		NON-CONFERENCE		1-1-0		0-0-0		1-1-0				
0-3-0		0-0-0	0-1-0		HOME		0-1-0		0-0-0		0-1-0				
2-2-1		0-1-0	0-1-		AWAY		1-0-0		0-0-0		1-0-0				
0-0-0		0-0-0	0-0-0		NEUTRAL		0-0-0		0-0-0		0-0-0				
3-5-1		0-2-0	1-0-0		CONFERENCE		0-0-0		2-3-1		0-0-0				
3-2-0		0-1-0	1-0-0		HOME		0-0-0		2-1-0		0-0-0				
0-3-1		0-1-0	0-0-0		AWAY		0-0-0		0-2-1		0-0-0				
0-0-0		0-0-0	0-0-0		NEUTRAL		0-0-0		0-0-0		0-0-0				
RPI	S	Opponent	Score	RPI	S	Opponent	Score	RPI	S	Opponent	Score	RPI	S	Opponent	Score
4	A	North Carolina	1 5	32	A	Wake Forest	0 0	52	H	Portland	1 2	106	A	California	2 2
16	A	UCLA	0 1	44	H	Washington	2 1	83	A	Sacramento St.	4 3	106	H	California	2 1
16	H	UCLA	1 2	46	H	CSU Bakersfield	1 2					114	A	Stanford	2 3
				49	A	UC Davis	0 1					114	H	Stanford	1 0
												118	A	San Diego St.	0 3
												118	H	San Diego St.	1 3
												166	A	Gonzaga	1 0
												184	H	UMKC	1 2
<hr/>															
LAST 10 GAMES															
		16 A UCLA	0 1			106 A California	2 2								
		118 A San Diego St.	0 3			16 H UCLA	1 2								
		114 H Stanford	1 0			118 H San Diego St.	1 3								
		106 H California	2 1			44 H Washington	2 1								
		114 A Stanford	2 3			46 H CSU Bakersfield	1 2								

Non-Div. I Games:

Oregon St.

Average RPI Win: 150		WON-LOST RECORD	WINNING PCT. RANK	LAST 10 GAMES	STRENGTH OF SCHEDULE	OPP. STRENGTH OF SCHEDULE	TEAM RPI	ADJ RPI	CONF. RPI	ADJ CONF. RPI						
Average RPI Loss: 97																
DIV. I ONLY		9-8-2	.52632	94	6-3-1	169	124	127	.46747	125	21	21				
DIV. I NON-CONF.		4-4-2	.5	88	1-0-1	122	56	114	.49361	109	21	21				
<hr/>																
TOTALS		RPI 1-25	RPI 26-50		W-L RECORDS		RPI 51-100		RPI 101-150		RPI 150+					
9-8-2		0-2-1	0-0-0		OVERALL		1-3-0		4-1-0		4-2-1					
4-3-1		0-0-1	0-0-0		HOME		1-2-0		2-1-0		1-0-0					
3-5-1		0-2-0	0-0-0		AWAY		0-1-0		1-0-0		2-2-1					
2-0-0		0-0-0	0-0-0		NEUTRAL		0-0-0		1-0-0		1-0-0					
4-4-2		0-1-1	0-0-0		NON-CONFERENCE		1-3-0		2-0-0		1-0-1					
1-2-1		0-0-1	0-0-0		HOME		1-2-0		0-0-0		0-0-0					
1-2-1		0-1-0	0-0-		AWAY		0-1-0		1-0-0		0-0-1					
2-0-0		0-0-0	0-0-0		NEUTRAL		0-0-0		1-0-0		1-0-0					
5-4-0		0-1-0	0-0-0		CONFERENCE		0-0-0		2-1-0		3-2-0					
3-1-0		0-0-0	0-0-0		HOME		0-0-0		2-1-0		1-0-0					
2-3-0		0-1-0	0-0-0		AWAY		0-0-0		0-0-0		2-2-0					
0-0-0		0-0-0	0-0-0		NEUTRAL		0-0-0		0-0-0		0-0-0					
RPI	S	Opponent	Score		RPI	S	Opponent	Score		RPI	S	Opponent	Score			
9	A	Charlotte	0	2			87	H	Elon	1	3	117	H	Radford	1	2
20	A	Coastal Caro.	1	5			91	H	Davidson	0	1	132	A	UNC Wilmington	4	2
23	H	Furman	0	0			98	H	North Carolina St.	1	0	134	N	Hartford	3	2
							99	A	Loyola Maryland	0	1	137	H	Gardner-Webb	3	1
												147	H	Liberty	3	1
												154	A	Virginia Tech	1	1
												157	N	Wofford	1	0
												158	A	High Point	0	2
												161	A	Winthrop	3	1
												178	A	UNC Asheville	3	2
												193	A	Presbyterian	2	3
												203	H	VMI	3	2
<hr/>																
LAST 10 GAMES																
20 A Coastal Caro.					1	5	161 A Winthrop					3	1			
158 A High Point					0	2	154 A Virginia Tech					1	1			
203 H VMI					3	2	193 A Presbyterian					2	3			
147 H Liberty					3	1	98 H North Carolina St.					1	0			
178 A UNC Asheville					3	2	137 H Gardner-Webb					3	1			

Non-Div. I Games:

Campbell

Average RPI Win:	152	WON-LOST RECORD	WINNING PCT. RANK	LAST 10 GAMES	STRENGTH OF SCHEDULE	OPP. STRENGTH OF SCHEDULE	TEAM RPI	ADJ RPI	CONF. RPI	ADJ CONF. RPI	
DIV. I ONLY		6-9-1	.40625 140	4-5-1	90	141	133	.46386 126	23	23	
DIV. I NON-CONF.		3-9-1	.26923 176	1-5-1	58	91	148	.45039 151	23	23	
<hr/>											
TOTALS	RPI 1-25	RPI 26-50		W-L RECORDS	RPI 51-100		RPI 101-150		RPI 150+		
6-9-1	0-1-0	0-1-1		OVERALL	1-3-0		2-3-0		3-1-0		
4-4-0	0-0-0	0-0-0		HOME	1-2-0		2-2-0		1-0-0		
2-5-1	0-1-0	0-1-1		AWAY	0-1-0		0-1-0		2-1-0		
0-0-0	0-0-0	0-0-0		NEUTRAL	0-0-0		0-0-0		0-0-0		
<hr/>											
3-9-1	0-1-0	0-1-1		NON-CONFERENCE	1-3-0		1-3-0		1-1-0		
2-4-0	0-0-0	0-0-0		HOME	1-2-0		1-2-0		0-0-0		
1-5-1	0-1-0	0-1-		AWAY	0-1-0		0-1-0		1-1-0		
0-0-0	0-0-0	0-0-0		NEUTRAL	0-0-0		0-0-0		0-0-0		
<hr/>											
3-0-0	0-0-0	0-0-0		CONFERENCE	0-0-0		1-0-0		2-0-0		
2-0-0	0-0-0	0-0-0		HOME	0-0-0		1-0-0		1-0-0		
1-0-0	0-0-0	0-0-0		AWAY	0-0-0		0-0-0		1-0-0		
0-0-0	0-0-0	0-0-0		NEUTRAL	0-0-0		0-0-0		0-0-0		
<hr/>											
RPI S	Opponent	Score	RPI S	Opponent	Score	RPI S	Opponent	Score	RPI S	Opponent	Score
2 A	Maryland	0 2	30 A	Rutgers	3 3	51 H	Columbia	1 2	107 H	Hartwick	1 2
			37 A	Clemson	1 2	57 A	Iona	0 2	123 A	Marist	1 3
						61 H	Fordham	2 1	128 H	New Hampshire	0 1
						99 H	Loyola Maryland	0 1	143 H	Bucknell	1 0
									148 H	Longwood	2 1
									164 A	Binghamton	2 1
									179 A	Army	1 2
									196 A	Houston Baptist	1 0
									200 H	Howard	2 0
<hr/>											
LAST 10 GAMES											
51 H	Columbia	1 2	2 A	Maryland	0 2	148 H	Longwood	2 1	107 H	Hartwick	1 2
179 A	Army	1 2	148 H	Longwood	2 1	196 A	Houston Baptist	1 0	30 A	Rutgers	3 3
37 A	Clemson	1 2	107 H	Hartwick	1 2						
143 H	Bucknell	1 0	196 A	Houston Baptist	1 0						
200 H	Howard	2 0	30 A	Rutgers	3 3						

Non-Div. I Games:

Adelphi

Average RPI Win: 140		WON-LOST	WINNING	LAST 10	STRENGTH OF		OPP. STRENGTH	TEAM	ADJ	CONF.	ADJ CONF.				
Average RPI Loss: 76		RECORD	PCT. RANK	GAMES	SCHEDULE		OF SCHEDULE	RPI	RPI	RPI	RPI				
DIV. I ONLY		5-11-1	.32353	167	1-8-1		45	128	138	.46368	127	7	8		
DIV. I NON-CONF.		5-6-0	.45455	112	1-3-0		71	173	113	.49431	108	9	9		
TOTALS		RPI 1-25	RPI 26-50		W-L RECORDS		RPI 51-100		RPI 101-150		RPI 150+				
5-11-1		0-2-0	1-1-0		OVERALL		0-4-0		0-4-0		4-0-1				
1-7-0		0-1-0	0-1-0		HOME		0-2-0		0-3-0		1-0-0				
1-3-1		0-1-0	0-0-0		AWAY		0-1-0		0-1-0		1-0-1				
3-1-0		0-0-0	1-0-0		NEUTRAL		0-1-0		0-0-0		2-0-0				
5-6-0		0-1-0	1-0-0		NON-CONFERENCE		0-2-0		0-3-0		4-0-0				
1-4-0		0-1-0	0-0-0		HOME		0-0-0		0-3-0		1-0-0				
1-1-0		0-0-0	0-0-		AWAY		0-1-0		0-0-0		1-0-0				
3-1-0		0-0-0	1-0-0		NEUTRAL		0-1-0		0-0-0		2-0-0				
0-5-1		0-1-0	0-1-0		CONFERENCE		0-2-0		0-1-0		0-0-1				
0-3-0		0-0-0	0-1-0		HOME		0-2-0		0-0-0		0-0-0				
0-2-1		0-1-0	0-0-0		AWAY		0-0-0		0-1-0		0-0-1				
0-0-0		0-0-0	0-0-0		NEUTRAL		0-0-0		0-0-0		0-0-0				
RPI S	Opponent	Score		RPI S	Opponent	Score		RPI S	Opponent	Score		RPI S	Opponent	Score	
1 A	Creighton	0	2	27 H	Bradley	1	2	55 H	Drake	1	2	108 H	Western Ill.	0	2
19 H	Indiana	1	2	35 N	Memphis	2	1	69 A	Kentucky	2	3	123 H	Marist	0	1
								81 H	Missouri St.	0	3	129 H	Butler	0	1
								82 N	Wright St.	0	2	140 A	SIU Edwardsville	0	2
												163 N	Loyola Chicago	4	0
												165 A	Belmont	4	1
												167 N	IUPUI	2	0
												171 H	Eastern Ill.	3	2
												189 A	Central Ark.	0	0
				LAST 10 GAMES											
	1 A	Creighton	0	2		189 A	Central Ark.	0	0						
	108 H	Western Ill.	0	2		81 H	Missouri St.	0	3						
	27 H	Bradley	1	2		55 H	Drake	1	2						
	19 H	Indiana	1	2		140 A	SIU Edwardsville	0	2						
	129 H	Butler	0	1		165 A	Belmont	4	1						

Non-Div. I Games:

Evansville

Average RPI Win:		124	WON-LOST RECORD		WINNING PCT. RANK		LAST 10 GAMES		STRENGTH OF SCHEDULE		OPP. STRENGTH OF SCHEDULE		TEAM RPI		ADJ RPI		CONF. RPI		ADJ CONF. RPI	
Average RPI Loss:		100																		
DIV. I ONLY			7-9-2		.44444	125	3-5-2		98	136	128	.46352	128	16	15					
DIV. I NON-CONF.			6-5-0		.54545	84	2-1-0		78	123	80	.51157	85	14	14					
TOTALS		RPI 1-25		RPI 26-50		W-L RECORDS		RPI 51-100		RPI 101-150		RPI 150+								
7-9-2	0-0-0			0-1-0	OVERALL		2-5-0		2-1-2		3-2-0									
6-4-2	0-0-0			0-1-0	HOME		2-3-0		1-0-2		3-0-0									
1-3-0	0-0-0			0-0-0	AWAY		0-1-0		1-1-0		0-1-0									
0-2-0	0-0-0			0-0-0	NEUTRAL		0-1-0		0-0-0		0-1-0									
6-5-0	0-0-0			0-1-0	NON-CONFERENCE		2-3-0		2-0-0		2-1-0									
5-3-0	0-0-0			0-1-0	HOME		2-2-0		1-0-0		2-0-0									
1-0-0	0-0-0			0-0-	AWAY		0-0-0		1-0-0		0-0-0									
0-2-0	0-0-0			0-0-0	NEUTRAL		0-1-0		0-0-0		0-1-0									
1-4-2	0-0-0			0-0-0	CONFERENCE		0-2-0		0-1-2		1-1-0									
1-1-2	0-0-0			0-0-0	HOME		0-1-0		0-0-2		1-0-0									
0-3-0	0-0-0			0-0-0	AWAY		0-1-0		0-1-0		0-1-0									
0-0-0	0-0-0			0-0-0	NEUTRAL		0-0-0		0-0-0		0-0-0									
RPI	S	Opponent		Score	RPI	S	Opponent		Score	RPI	S	Opponent		Score	RPI	S	Opponent		Score	
					27	H	Bradley		1 2	57	H	Iona		1 2	107	H	Hartwick		1 0	
										65	H	Michigan St.		0 3	112	A	UMBC		0 2	
										66	H	Air Force		1 0	121	H	Vermont		1 1	
										70	H	Dartmouth		3 0	126	A	Adelphi		1 0	
										90	A	Boston U.		0 3	134	H	Hartford		1 1	
										97	H	Stony Brook		0 1	155	H	Rhode Island		2 1	
										100	N	Colgate		1 2	162	A	Albany (NY)		0 1	
															164	H	Binghamton		3 0	
															182	H	Holy Cross		2 1	
															190	N	Massachusetts		0 1	
LAST 10 GAMES																				
					70	H	Dartmouth		3 0	112	A	UMBC		0 2						
					162	A	Albany (NY)		0 1	134	H	Hartford		1 1						
					90	A	Boston U.		0 3	164	H	Binghamton		3 0						
					121	H	Vermont		1 1	27	H	Bradley		1 2						
					182	H	Holy Cross		2 1	97	H	Stony Brook		0 1						

Non-Div. I Games:

New Hampshire

Average RPI Win:		159	WON-LOST RECORD		WINNING PCT. RANK		LAST 10 GAMES		STRENGTH OF SCHEDULE		OPP. STRENGTH OF SCHEDULE		TEAM RPI		ADJ RPI		CONF. RPI		ADJ CONF. RPI	
Average RPI Loss:		82																		
DIV. I ONLY			7-8-3		.47222 119		3-5-2		123		145		129		.46236 129		15		16	
DIV. I NON-CONF.			5-4-1		.55 79		1-2-0		109		137		99		.49602 106		15		15	
TOTALS		RPI 1-25		RPI 26-50		W-L RECORDS		RPI 51-100		RPI 101-150		RPI 150+								
7-8-3		0-2-0		0-1-0		OVERALL		0-2-1		3-2-1		4-1-1								
0-5-1		0-1-0		0-1-0		HOME		0-1-1		0-2-0		0-0-0								
5-3-2		0-1-0		0-0-0		AWAY		0-1-0		2-0-1		3-1-1								
2-0-0		0-0-0		0-0-0		NEUTRAL		0-0-0		1-0-0		1-0-0								
5-4-1		0-2-0		0-1-0		NON-CONFERENCE		0-0-0		3-0-0		2-1-1								
0-2-0		0-1-0		0-1-0		HOME		0-0-0		0-0-0		0-0-0								
3-2-1		0-1-0		0-0-		AWAY		0-0-0		2-0-0		1-1-1								
2-0-0		0-0-0		0-0-0		NEUTRAL		0-0-0		1-0-0		1-0-0								
2-4-2		0-0-0		0-0-0		CONFERENCE		0-2-1		0-2-1		2-0-0								
0-3-1		0-0-0		0-0-0		HOME		0-1-1		0-2-0		0-0-0								
2-1-1		0-0-0		0-0-0		AWAY		0-1-0		0-0-1		2-0-0								
0-0-0		0-0-0		0-0-0		NEUTRAL		0-0-0		0-0-0		0-0-0								
RPI S	Opponent		Score		RPI S	Opponent		Score		RPI S	Opponent		Score		RPI S	Opponent		Score		
11 A	Louisville		0 4		27 H	Bradley		1 4		67 A	Green Bay		0 1		108 N	Western Ill.		3 2		
19 H	Indiana		0 1							78 H	Ill.-Chicago		0 0		122 A	Valparaiso		1 1		
										82 H	Wright St.		0 1		127 A	Evansville		1 0		
															138 H	Cleveland St.		1 2		
															141 H	Milwaukee		1 3		
															145 A	Michigan		2 1		
															163 A	Loyola Chicago		3 1		
															167 A	IUPUI		0 3		
															180 A	IPFW		3 1		
															187 A	Oakland		1 1		
															191 A	Detroit		3 1		
															196 N	Houston Baptist		2 1		
LAST 10 GAMES																				
					82 H	Wright St.		0 1		67 A	Green Bay		0 1							
					122 A	Valparaiso		1 1		19 H	Indiana		0 1							
					191 A	Detroit		3 1		78 H	Ill.-Chicago		0 0							
					138 H	Cleveland St.		1 2		167 A	IUPUI		0 3							
					127 A	Evansville		1 0		163 A	Loyola Chicago		3 1							

Non-Div. I Games:

Butler

Quinnipiac

Through Games Of November 6, 2011

Average RPI Win:		131	WON-LOST RECORD		WINNING PCT. RANK		LAST 10 GAMES		STRENGTH OF SCHEDULE		OPP. STRENGTH OF SCHEDULE		TEAM RPI		ADJ RPI		CONF. RPI		ADJ CONF. RPI	
DIV. I ONLY			6-10-0		.375 148		3-7-0		79		133		130		.46225 130		14		14	
DIV. I NON-CONF.			2-4-0		.33333 160		0-1-0		74		74		135		.46396 137		17		18	
TOTALS		RPI 1-25		RPI 26-50		W-L RECORDS		RPI 51-100		RPI 101-150		RPI 150+								
6-10-0		0-2-0		0-2-0		OVERALL		2-3-0		2-1-0		2-2-0								
5-2-0		0-1-0		0-0-0		HOME		1-1-0		2-0-0		2-0-0								
1-7-0		0-1-0		0-2-0		AWAY		1-2-0		0-1-0		0-1-0								
0-1-0		0-0-0		0-0-0		NEUTRAL		0-0-0		0-0-0		0-1-0								
2-4-0		0-2-0		0-1-0		NON-CONFERENCE		1-0-0		1-0-0		0-1-0								
2-1-0		0-1-0		0-0-0		HOME		1-0-0		1-0-0		0-0-0								
0-3-0		0-1-0		0-0-		AWAY		0-0-0		0-0-0		0-1-0								
0-0-0		0-0-0		0-0-0		NEUTRAL		0-0-0		0-0-0		0-0-0								
4-6-0		0-0-0		0-1-0		CONFERENCE		1-3-0		1-1-0		2-1-0								
3-1-0		0-0-0		0-0-0		HOME		0-1-0		1-0-0		2-0-0								
1-4-0		0-0-0		0-1-0		AWAY		1-2-0		0-1-0		0-0-0								
0-1-0		0-0-0		0-0-0		NEUTRAL		0-0-0		0-0-0		0-1-0								
RPI	S	Opponent		Score		RPI	S	Opponent		Score		RPI	S	Opponent		Score				
7	A	Boston College		0	5	33	A	Monmouth		0	2	59	A	Fairleigh Dickinson		1	2			
25	H	Providence		1	2	47	A	Yale		2	3	74	A	Sacred Heart		0	3			
												76	H	St. Francis (NY)		1	2			
												80	A	Central Conn. St.		2	1			
												99	H	Loyola Maryland		1	0			
														105 H Saint Francis (PA)		2	1			
														111 A Mt. St. Mary's		1	2			
														134 H Hartford		4	3			
														159 N Long Island		0	1			
														173 H Robert Morris		2	1			
														194 H Bryant		2	1			
														198 A NJIT		1	2			
LAST 10 GAMES																				
						76	H	St. Francis (NY)		1	2	33	A	Monmouth		0	2			
						74	A	Sacred Heart		0	3	59	A	Fairleigh Dickinson		1	2			
						159	N	Long Island		0	1	173	H	Robert Morris		2	1			
						80	A	Central Conn. St.		2	1	105	H	Saint Francis (PA)		2	1			
						111	A	Mt. St. Mary's		1	2	198	A	NJIT		1	2			

Non-Div. I Games:

Quinnipiac

Average RPI Win:		151	WON-LOST RECORD		WINNING PCT. RANK	LAST 10 GAMES	STRENGTH OF SCHEDULE		OPP. STRENGTH OF SCHEDULE	TEAM RPI	ADJ RPI	CONF. RPI	ADJ CONF. RPI	
Average RPI Loss:		90												
DIV. I ONLY			6-8-4	.44444	125	5-2-3	106		148	135	.46116	131	20	20
DIV. I NON-CONF.			2-6-1	.27778	173	1-0-0	51		164	151	.4594	140	18	17
TOTALS		RPI 1-25		RPI 26-50		W-L RECORDS		RPI 51-100		RPI 101-150		RPI 150+		
6-8-4	0-0-1			0-1-0	OVERALL		1-4-2		1-2-0		4-1-1			
3-1-3	0-0-1			0-0-0	HOME		1-1-1		1-0-0		1-0-1			
3-6-1	0-0-0			0-1-0	AWAY		0-2-1		0-2-0		3-1-0			
0-1-0	0-0-0			0-0-0	NEUTRAL		0-1-0		0-0-0		0-0-0			
2-6-1	0-0-0			0-1-0	NON-CONFERENCE		0-3-1		1-2-0		1-0-0			
1-1-1	0-0-0			0-0-0	HOME		0-1-1		1-0-0		0-0-0			
1-4-0	0-0-0			0-0-	AWAY		0-1-0		0-2-0		1-0-0			
0-1-0	0-0-0			0-0-0	NEUTRAL		0-1-0		0-0-0		0-0-0			
4-2-3	0-0-1			0-0-0	CONFERENCE		1-1-1		0-0-0		3-1-1			
2-0-2	0-0-1			0-0-0	HOME		1-0-0		0-0-0		1-0-1			
2-2-1	0-0-0			0-0-0	AWAY		0-1-1		0-0-0		2-1-0			
0-0-0	0-0-0			0-0-0	NEUTRAL		0-0-0		0-0-0		0-0-0			
RPI	S	Opponent		Score	RPI	S	Opponent		Score	RPI	S	Opponent		Score
9	H	Charlotte		2 2	30	A	Rutgers		1 3	57	N	Iona		1 3
										61	A	Fordham		0 4
										62	A	Xavier		2 2
										77	H	Penn		0 2
										86	H	Saint Louis		3 2
										88	A	Lafayette		0 1
										94	H	Lehigh		0 0
												</		

Non-Div. I Games:

La Salle

Average RPI Win:		129	WON-LOST RECORD		WINNING PCT. RANK	LAST 10 GAMES	STRENGTH OF SCHEDULE		OPP. STRENGTH OF SCHEDULE	TEAM RPI	ADJ RPI	CONF. RPI	ADJ CONF. RPI				
Average RPI Loss:		48															
DIV. I ONLY			4-12-2		.27778	179	2-6-2		30	43	137	.46102	132	6	6		
DIV. I NON-CONF.			2-4-1		.35714	153	0-0-1		23	83	101	.49984	102	4	4		
TOTALS		RPI 1-25		RPI 26-50		W-L RECORDS		RPI 51-100		RPI 101-150		RPI 150+					
4-12-2		0-5-0		0-2-0		OVERALL		0-3-2		3-2-0		1-0-0					
4-4-1		0-0-0		0-1-0		HOME		0-2-1		3-1-0		1-0-0					
0-8-1		0-5-0		0-1-0		AWAY		0-1-1		0-1-0		0-0-0					
0-0-0		0-0-0		0-0-0		NEUTRAL		0-0-0		0-0-0		0-0-0					
2-4-1		0-3-0		0-0-0		NON-CONFERENCE		0-0-1		1-1-0		1-0-0					
2-1-0		0-0-0		0-0-0		HOME		0-0-0		1-1-0		1-0-0					
0-3-1		0-3-0		0-0-		AWAY		0-0-1		0-0-0		0-0-0					
0-0-0		0-0-0		0-0-0		NEUTRAL		0-0-0		0-0-0		0-0-0					
2-8-1		0-2-0		0-2-0		CONFERENCE		0-3-1		2-1-0		0-0-0					
2-3-1		0-0-0		0-1-0		HOME		0-2-1		2-0-0		0-0-0					
0-5-0		0-2-0		0-1-0		AWAY		0-1-0		0-1-0		0-0-0					
0-0-0		0-0-0		0-0-0		NEUTRAL		0-0-0		0-0-0		0-0-0					
RPI	S	Opponent		Score		RPI	S	Opponent		Score		RPI	S	Opponent		Score	
4	A	North Carolina		1	3	29	H	William & Mary		0	1	103	H	George Mason		4	2
9	A	Charlotte		0	2	40	A	Georgia St.		0	1	120	H	Drexel		2	0
13	A	James Madison		0	1			60 H Northeastern		1	1	125	H	Campbell		2	4
18	A	Old Dominion		2	3			73 A Hofstra		1	2	133	A	Towson		1	2
22	A	Duke		1	4			93 A UNC Greensboro		0	0	134	H	Hartford		2	1
												157	H	Wofford		2	0
LAST 10 GAMES																	
						103	H	George Mason		4	2	60	H	Northeastern		1	1
						93	A	UNC Greensboro		0	0	40	A	Georgia St.		0	1
						56	H	Delaware		1	2	18	A	Old Dominion		2	3
						133	A	Towson		1	2	13	A	James Madison		0	1
						54	H	VCU		0	1	120	H	Drexel		2	0

Non-Div. I Games:

UNC Wilmington

**T
O
W
S
O
N**

T
O
W
S
O
N

Towson

Average RPI Win: 132		WON-LOST	WINNING	LAST 10	STRENGTH OF		OPP. STRENGTH	TEAM	ADJ	CONF.	ADJ CONF.
Average RPI Loss: 115		RECORD	PCT. RANK	GAMES	SCHEDULE		OF SCHEDULE	RPI	RPI	RPI	RPI
DIV. I ONLY		7-8-4	.47368	115	5-3-2		151	135	142	.45831	134
DIV. I NON-CONF.		3-6-2	.36364	151	1-1-0		161	151	163	.43135	164
TOTALS		RPI 1-25	RPI 26-50		W-L RECORDS		RPI 51-100		RPI 101-150		RPI 150+
7-8-4		0-0-0	0-0-0		OVERALL		2-3-0		2-4-3		3-1-1
3-3-2		0-0-0	0-0-0		HOME		0-2-0		1-1-2		2-0-0
4-4-2		0-0-0	0-0-0		AWAY		2-1-0		1-2-1		1-1-1
0-1-0		0-0-0	0-0-0		NEUTRAL		0-0-0		0-1-0		0-0-0
3-6-2		0-0-0	0-0-0		NON-CONFERENCE		1-2-0		0-3-2		2-1-0
1-1-2		0-0-0	0-0-0		HOME		0-1-0		0-0-2		1-0-0
2-4-0		0-0-0	0-0-		AWAY		1-1-0		0-2-0		1-1-0
0-1-0		0-0-0	0-0-0		NEUTRAL		0-0-0		0-1-0		0-0-0
4-2-2		0-0-0	0-0-0		CONFERENCE		1-1-0		2-1-1		1-0-1
2-2-0		0-0-0	0-0-0		HOME		0-1-0		1-1-0		1-0-0
2-0-2		0-0-0	0-0-0		AWAY		1-0-0		1-0-1		0-0-1
0-0-0		0-0-0	0-0-0		NEUTRAL		0-0-0		0-0-0		0-0-0
RPI S	Opponent	Score	RPI S	Opponent	Score	RPI S	Opponent	Score	RPI S	Opponent	Score
						61 H	Fordham	0 1	109 H	Penn St.	0 0
						74 A	Sacred Heart	3 0	112 A	UMBC	1 0
						80 A	Central Conn. St.	0 1	112 H	UMBC	3 1
						90 H	Boston U.	0 1	121 H	Vermont	1 2
						97 A	Stony Brook	3 1	123 H	Marist	1 1
									125 N	Campbell	2 3
									128 A	New Hampshire	1 1
									130 A	Quinnipiac	3 4
									132 A	UNC Wilmington	1 2
									162 A	Albany (NY)	1 1
									164 H	Binghamton	2 1
									174 H	Siena	1 0
									179 A	Army	2 3
									190 A	Massachusetts	1 0
LAST 10 GAMES											
						112 A	UMBC	1 0	128 A	New Hampshire	1 1
						97 A	Stony Brook	3 1	162 A	Albany (NY)	1 1
						164 H	Binghamton	2 1	179 A	Army	2 3
						112 H	UMBC	3 1	90 H	Boston U.	0 1
						121 H	Vermont	1 2	74 A	Sacred Heart	3 0

Non-Div. I Games:

Hartford

Average RPI Win:		147	WON-LOST RECORD		WINNING PCT. RANK		LAST 10 GAMES		STRENGTH OF SCHEDULE		OPP. STRENGTH OF SCHEDULE		TEAM RPI		ADJ RPI		CONF. RPI		ADJ CONF. RPI	
DIV. I ONLY			8-8-1		.5		98		4-6-0		193		104		149		.4582		135	
DIV. I NON-CONF.			4-4-1		.5		88		0-2-0		200		175		179		.42166		173	
TOTALS		RPI 1-25		RPI 26-50		W-L RECORDS		RPI 51-100		RPI 101-150		RPI 150+								
8-8-1		0-1-0		0-0-0		OVERALL		3-4-0		0-2-1		5-1-0								
4-3-0		0-0-0		0-0-0		HOME		2-2-0		0-1-0		2-0-0								
3-5-0		0-1-0		0-0-0		AWAY		1-2-0		0-1-0		2-1-0								
1-0-1		0-0-0		0-0-0		NEUTRAL		0-0-0		0-0-1		1-0-0								
4-4-1		0-0-0		0-0-0		NON-CONFERENCE		0-1-0		0-2-1		4-1-0								
1-1-0		0-0-0		0-0-0		HOME		0-0-0		0-1-0		1-0-0								
2-3-0		0-0-0		0-0-		AWAY		0-1-0		0-1-0		2-1-0								
1-0-1		0-0-0		0-0-0		NEUTRAL		0-0-0		0-0-1		1-0-0								
4-4-0		0-1-0		0-0-0		CONFERENCE		3-3-0		0-0-0		1-0-0								
3-2-0		0-0-0		0-0-0		HOME		2-2-0		0-0-0		1-0-0								
1-2-0		0-1-0		0-0-0		AWAY		1-1-0		0-0-0		0-0-0								
0-0-0		0-0-0		0-0-0		NEUTRAL		0-0-0		0-0-0		0-0-0								
RPI	S	Opponent		Score		RPI	S	Opponent		Score		RPI	S	Opponent		Score				
23	A	Furman		1 3								116	H	Jacksonville		1 2				
								58 H Appalachian St.		1 2				137 N Gardner-Webb		1 1				
								87 H Elon		0 1				142 A Mercer		0 2				
								91 H Davidson		3 2				157 H Wofford		4 2				
								92 H Col. of Charleston		3 2				161 A Winthrop		4 5				
								93 A UNC Greensboro		0 5				165 A Belmont		1 0				
								98 A North Carolina St.		0 1				186 N Lipscomb		3 1				
														193 H Presbyterian		3 0				
														201 A North Florida		5 0				
LAST 10 GAMES																				
		87 H Elon		0 1				157 H Wofford		4 2										
		93 A UNC Greensboro		0 5				23 A Furman		1 3										
		87 A Elon		4 2				92 H Col. of Charleston		3 2										
		58 H Appalachian St.		1 2				116 H Jacksonville		1 2										
		98 A North Carolina St.		0 1				91 H Davidson		3 2										

Non-Div. I Games:

Ga. Southern

Average RPI Win:	110	WON-LOST	WINNING	LAST 10	STRENGTH OF	OPP. STRENGTH	TEAM	ADJ	CONF.	ADJ CONF.	
Average RPI Loss:	85	RECORD	PCT. RANK	GAMES	SCHEDULE	OF SCHEDULE	RPI	RPI	RPI	RPI	
DIV. I ONLY	6-9-2	.41176	139	3-5-1	163	47	153	.45802	136	13	12
DIV. I NON-CONF.	2-4-1	.35714	153	0-0-0	178	26	169	.43574	161	11	10
<hr/>											
TOTALS	RPI 1-25	RPI 26-50		W-L RECORDS		RPI 51-100		RPI 101-150		RPI 150+	
6-9-2	0-0-0	0-1-0		OVERALL		3-5-1		1-3-1		2-0-0	
4-4-1	0-0-0	0-1-0		HOME		2-1-1		1-2-0		1-0-0	
2-4-1	0-0-0	0-0-0		AWAY		1-3-0		0-1-1		1-0-0	
0-1-0	0-0-0	0-0-0		NEUTRAL		0-1-0		0-0-0		0-0-0	
<hr/>											
2-4-1	0-0-0	0-1-0		NON-CONFERENCE		0-2-0		1-1-1		1-0-0	
1-2-0	0-0-0	0-1-0		HOME		0-0-0		1-1-0		0-0-0	
1-1-1	0-0-0	0-0-		AWAY		0-1-0		0-0-1		1-0-0	
0-1-0	0-0-0	0-0-0		NEUTRAL		0-1-0		0-0-0		0-0-0	
<hr/>											
4-5-1	0-0-0	0-0-0		CONFERENCE		3-3-1		0-2-0		1-0-0	
3-2-1	0-0-0	0-0-0		HOME		2-1-1		0-1-0		1-0-0	
1-3-0	0-0-0	0-0-0		AWAY		1-2-0		0-1-0		0-0-0	
0-0-0	0-0-0	0-0-0		NEUTRAL		0-0-0		0-0-0		0-0-0	
<hr/>											
RPI S	Opponent	Score	RPI S	Opponent	Score	RPI S	Opponent	Score	RPI S	Opponent	Score
			46 H	CSU Bakersfield	1 3	52 H	Portland	2 1	106 H	California	0 1
						64 N	Cal St. Fullerton	0 2	110 A	Loyola Marymount	1 2
						68 A	St. Mary's (CA)	1 2	110 H	Loyola Marymount	0 1
						68 H	St. Mary's (CA)	0 0	114 A	Stanford	2 2
						79 A	San Diego	0 1	119 H	San Jose St.	3 0
						79 H	San Diego	4 0	151 A	UNLV	2 1
						83 A	Sacramento St.	0 2	166 H	Gonzaga	1 0
						95 A	Santa Clara	2 0			
						95 H	Santa Clara	2 3			
<hr/>											
LAST 10 GAMES											
			68 A	St. Mary's (CA)	1 2	79 A	San Diego	0 1			
			95 H	Santa Clara	2 3	68 H	St. Mary's (CA)	0 0			
			110 H	Loyola Marymount	0 1	95 A	Santa Clara	2 0			
			79 H	San Diego	4 0	52 H	Portland	2 1			
			110 A	Loyola Marymount	1 2	166 H	Gonzaga	1 0			

Non-Div. I Games:

San Francisco

Average RPI Win:	153	WON-LOST	WINNING	LAST 10	STRENGTH OF	OPP. STRENGTH	TEAM	ADJ	CONF.	ADJ CONF.			
Average RPI Loss:	98	RECORD	PCT. RANK	GAMES	SCHEDULE	OF SCHEDULE	RPI	RPI	RPI	RPI			
DIV. I ONLY	7-7-3	.5	98	5-4-1	167	130	136	.45792	137	21	21		
DIV. I NON-CONF.	2-4-2	.375	144	0-2-0	117	46	145	.4593	141	21	21		
<hr/>													
TOTALS	RPI 1-25	RPI 26-50		W-L RECORDS		RPI 51-100		RPI 101-150		RPI 150+			
7-7-3	0-1-0	0-1-0		OVERALL		1-2-1		2-1-2		4-2-0			
3-1-0	0-0-0	0-0-0		HOME		0-0-0		1-0-0		2-1-0			
2-5-1	0-1-0	0-1-0		AWAY		0-2-0		0-1-1		2-0-0			
2-1-2	0-0-0	0-0-0		NEUTRAL		1-0-1		1-0-1		0-1-0			
<hr/>													
2-4-2	0-0-0	0-1-0		NON-CONFERENCE		1-2-1		1-0-1		0-1-0			
0-0-0	0-0-0	0-0-0		HOME		0-0-0		0-0-0		0-0-0			
0-3-0	0-0-0	0-0-		AWAY		0-2-0		0-0-0		0-0-0			
2-1-2	0-0-0	0-0-0		NEUTRAL		1-0-1		1-0-1		0-1-0			
<hr/>													
5-3-1	0-1-0	0-0-0		CONFERENCE		0-0-0		1-1-1		4-1-0			
3-1-0	0-0-0	0-0-0		HOME		0-0-0		1-0-0		2-1-0			
2-2-1	0-1-0	0-0-0		AWAY		0-0-0		0-1-1		2-0-0			
0-0-0	0-0-0	0-0-0		NEUTRAL		0-0-0		0-0-0		0-0-0			
<hr/>													
RPI S	Opponent	Score	RPI S	Opponent	Score	RPI S	Opponent	Score	RPI S	Opponent	Score		
20 A	Coastal Caro.	1 3	37 A	Clemson	1 2	54 N	VCU	1 0	117 A	Radford	0 0		
						58 N	Appalachian St.	0 0	125 A	Campbell	1 3		
						91 A	Davidson	0 3	135 N	Ga. Southern	1 1		
						93 A	UNC Greensboro	0 4	141 N	Milwaukee	2 1		
									147 H	Liberty	3 1		
									157 N	Wofford	1 2		
									158 H	High Point	2 0		
									161 H	Winthrop	0 1		
									178 H	UNC Asheville	1 0		
									193 A	Presbyterian	2 1		
									203 A	VMI	2 1		
<hr/>													
LAST 10 GAMES													
161 H Winthrop						0	1	147 H Liberty				3	1
117 A Radford						0	0	193 A Presbyterian				2	1
158 H High Point						2	0	125 A Campbell				1	3
178 H UNC Asheville						1	0	37 A Clemson				1	2
203 A VMI						2	1	93 A UNC Greensboro				0	4

Non-Div. I Games: Brevard 3 0

Gardner-Webb

Average RPI Win: 149		WON-LOST	WINNING	LAST 10	STRENGTH OF		OPP. STRENGTH	TEAM	ADJ	CONF.	ADJ CONF.
Average RPI Loss: 105		RECORD	PCT. RANK	GAMES	SCHEDULE		OF SCHEDULE	RPI	RPI	RPI	RPI
DIV. I ONLY		9-8-1	.52778	91	7-3-0		171	142	126	.4576	138
DIV. I NON-CONF.		4-6-0	.4	135	2-1-0		184	141	172	.41164	178
TOTALS		RPI 1-25	RPI 26-50		W-L RECORDS		RPI 51-100		RPI 101-150		RPI 150+
9-8-1	0-1-0	0-1-0		OVERALL		1-3-0		4-0-1		4-3-0	
3-4-1	0-0-0	0-0-0		HOME		0-1-0		0-0-1		3-3-0	
6-4-0	0-1-0	0-1-0		AWAY		1-2-0		4-0-0		1-0-0	
0-0-0	0-0-0	0-0-0		NEUTRAL		0-0-0		0-0-0		0-0-0	
4-6-0	0-1-0	0-1-0		NON-CONFERENCE		0-1-0		2-0-0		2-3-0	
1-3-0	0-0-0	0-0-0		HOME		0-0-0		0-0-0		1-3-0	
3-3-0	0-1-0	0-0-		AWAY		0-1-0		2-0-0		1-0-0	
0-0-0	0-0-0	0-0-0		NEUTRAL		0-0-0		0-0-0		0-0-0	
5-2-1	0-0-0	0-0-0		CONFERENCE		1-2-0		2-0-1		2-0-0	
2-1-1	0-0-0	0-0-0		HOME		0-1-0		0-0-1		2-0-0	
3-1-0	0-0-0	0-0-0		AWAY		1-1-0		2-0-0		0-0-0	
0-0-0	0-0-0	0-0-0		NEUTRAL		0-0-0		0-0-0		0-0-0	
RPI S	Opponent	Score		RPI S	Opponent	Score		RPI S	Opponent	Score	
21 A	Akron	0 5		32 A	Wake Forest	1 2		67 H	Green Bay	1 2	
								78 A	Ill.-Chicago	2 1	
								82 A	Wright St.	1 2	
								95 A	Santa Clara	0 2	
								119 A	San Jose St.	2 0	
								122 H	Valparaiso	0 0	
								129 A	Butler	2 1	
								141 A	Milwaukee	3 2	
								150 A	Bowling Green	2 1	
								163 H	Loyola Chicago	4 0	
								167 H	IUPUI	0 1	
								173 H	Robert Morris	1 2	
								176 A	Pittsburgh	1 0	
								191 H	Detroit	2 0	
								197 H	Canisius	2 1	
								199 H	St. Bonaventure	1 2	
				LAST 10 GAMES							
				191 H	Detroit	2 0		78 A	Ill.-Chicago	2 1	
				197 H	Canisius	2 1		163 H	Loyola Chicago	4 0	
				129 A	Butler	2 1		176 A	Pittsburgh	1 0	
				67 H	Green Bay	1 2		141 A	Milwaukee	3 2	
				167 H	IUPUI	0 1		82 A	Wright St.	1 2	

Non-Div. I Games:

Cleveland St.

Average RPI Win:		131	WON-LOST RECORD		WINNING PCT. RANK		LAST 10 GAMES		STRENGTH OF SCHEDULE		OPP. STRENGTH OF SCHEDULE		TEAM RPI		ADJ RPI		CONF. RPI		ADJ CONF. RPI	
DIV. I ONLY			7-11-1		.39474 142		4-5-0		87		126		131		.45683 139		17		17	
DIV. I NON-CONF.			2-9-1		.20833 183		0-3-0		84		98		171		.42462 169		16		16	
TOTALS		RPI 1-25		RPI 26-50		W-L RECORDS		RPI 51-100		RPI 101-150		RPI 150+								
7-11-1		0-2-0		0-2-1		OVERALL		3-1-0		1-4-0		3-2-0								
5-3-0		0-0-0		0-1-0		HOME		3-1-0		0-1-0		2-0-0								
1-8-0		0-2-0		0-1-0		AWAY		0-0-0		1-3-0		0-2-0								
1-0-1		0-0-0		0-0-1		NEUTRAL		0-0-0		0-0-0		1-0-0								
2-9-1		0-2-0		0-2-1		NON-CONFERENCE		0-1-0		0-3-0		2-1-0								
1-3-0		0-0-0		0-1-0		HOME		0-1-0		0-1-0		1-0-0								
0-6-0		0-2-0		0-0-		AWAY		0-0-0		0-2-0		0-1-0								
1-0-1		0-0-0		0-0-1		NEUTRAL		0-0-0		0-0-0		1-0-0								
5-2-0		0-0-0		0-0-0		CONFERENCE		3-0-0		1-1-0		1-1-0								
4-0-0		0-0-0		0-0-0		HOME		3-0-0		0-0-0		1-0-0								
1-2-0		0-0-0		0-0-0		AWAY		0-0-0		1-1-0		0-1-0								
0-0-0		0-0-0		0-0-0		NEUTRAL		0-0-0		0-0-0		0-0-0								
RPI	S	Opponent		Score		RPI	S	Opponent		Score		RPI	S	Opponent		Score				
14	A	UAB		0	2	42	H	UCF		0	2	64	H	Cal St. Fullerton		0	3			
24	A	Virginia		0	2	43	N	Ohio St.		1	1	88	H	Lafayette		1	0			
						48	A	Georgetown		1	2	94	H	Lehigh		1	0			
												100	H	Colgate		3	0			
														103 A George Mason		0	3			
														109 A Penn St.		0	2			
														115 A Navy		1	2			
														143 A Bucknell		2	1			
														147 H Liberty		1	2			
														154 H Virginia Tech		1	0			
														156 N George Washington		3	2			
														177 A Syracuse		1	2			
														179 H Army		3	0			
														182 A Holy Cross		0	1			
LAST 10 GAMES																				
182 A Holy Cross						0	1	14 A UAB						0	2					
94 H Lehigh						1	0	179 H Army						3	0					
24 A Virginia						0	2	48 A Georgetown						1	2					
115 A Navy						1	2	143 A Bucknell						2	1					
88 H Lafayette						1	0	154 H Virginia Tech						1	0					

Non-Div. I Games:

American

Average RPI Win:		150	WON-LOST RECORD		WINNING PCT. RANK		LAST 10 GAMES		STRENGTH OF SCHEDULE		OPP. STRENGTH OF SCHEDULE		TEAM RPI		ADJ RPI		CONF. RPI		ADJ CONF. RPI				
DIV. I ONLY			8-7-4		.52632 94		2-5-2		177		83		132		.45643 140		7		8				
DIV. I NON-CONF.			7-3-3		.65385 49		1-1-1		195		100		116		.48182 119		9		9				
TOTALS		RPI 1-25		RPI 26-50		W-L RECORDS		RPI 51-100		RPI 101-150		RPI 150+											
8-7-4		0-1-0		0-1-1		OVERALL		1-4-0		2-0-1		5-1-2											
3-2-2		0-1-0		0-0-0		HOME		0-1-0		1-0-0		2-0-2											
4-5-0		0-0-0		0-1-0		AWAY		1-3-0		1-0-0		2-1-0											
1-0-2		0-0-0		0-0-1		NEUTRAL		0-0-0		0-0-1		1-0-0											
7-3-3		0-0-0		0-0-1		NON-CONFERENCE		1-2-0		1-0-1		5-1-1											
2-1-1		0-0-0		0-0-0		HOME		0-1-0		0-0-0		2-0-1											
4-2-0		0-0-0		0-0-		AWAY		1-1-0		1-0-0		2-1-0											
1-0-2		0-0-0		0-0-1		NEUTRAL		0-0-0		0-0-1		1-0-0											
1-4-1		0-1-0		0-1-0		CONFERENCE		0-2-0		1-0-0		0-0-1											
1-1-1		0-1-0		0-0-0		HOME		0-0-0		1-0-0		0-0-1											
0-3-0		0-0-0		0-1-0		AWAY		0-2-0		0-0-0		0-0-0											
0-0-0		0-0-0		0-0-0		NEUTRAL		0-0-0		0-0-0		0-0-0											
RPI	S	Opponent		Score		RPI	S	Opponent		Score		RPI	S	Opponent		Score							
1	H	Creighton		0 1		27	A	Bradley		1 2		55	A	Drake		0 2		102	A	Tulsa		3 1	
						38	N	Wisconsin		1 1		67	H	Green Bay		0 1		123	N	Marist		1 1	
												78	A	Ill.-Chicago		2 3		127	H	Evansville		2 0	
												81	A	Missouri St.		0 1		152	A	Cincinnati		1 2	
												96	A	DePaul		2 1		165	H	Belmont		2 0	
																		170	A	Dayton		1 0	
																		171	N	Eastern Ill.		3 1	
																		184	A	UMKC		2 1	
																		186	H	Lipscomb		3 2	
																		189	H	Central Ark.		1 1	
																		192	H	Neb. Omaha		1 1	
LAST 10 GAMES																							
184	A	UMKC		2 1		27	A	Bradley		1 2													
81	A	Missouri St.		0 1		189	H	Central Ark.		1 1													
192	H	Neb. Omaha		1 1		127	H	Evansville		2 0													
1	H	Creighton		0 1		152	A	Cincinnati		1 2													
55	A	Drake		0 2		170	A	Dayton		1 0													

Non-Div. I Games:

SIU Edwardsville

Average RPI Win:		93	WON-LOST RECORD			WINNING PCT. RANK			LAST 10 GAMES			STRENGTH OF SCHEDULE			OPP. STRENGTH OF SCHEDULE			TEAM RPI			ADJ RPI			CONF. RPI			ADJ CONF. RPI		
DIV. I ONLY			6-10-2			.38889		143	2-6-2			57			131			121			.45633		141	15			16		
DIV. I NON-CONF.			4-6-0			.4		135	1-2-0			34			102			98			.49704		105	15			15		
TOTALS		RPI 1-25		RPI 26-50		W-L RECORDS		RPI 51-100		RPI 101-150		RPI 150+																	
6-10-2		0-1-0		1-1-0		OVERALL		2-3-1		2-3-0		1-2-1																	
5-5-1		0-0-0		1-1-0		HOME		2-1-1		1-1-0		1-2-0																	
1-4-1		0-1-0		0-0-0		AWAY		0-2-0		1-1-0		0-0-1																	
0-1-0		0-0-0		0-0-0		NEUTRAL		0-0-0		0-1-0		0-0-0																	
4-6-0		0-1-0		1-1-0		NON-CONFERENCE		1-2-0		1-1-0		1-1-0																	
4-3-0		0-0-0		1-1-0		HOME		1-1-0		1-0-0		1-1-0																	
0-2-0		0-1-0		0-0-		AWAY		0-1-0		0-0-0		0-0-0																	
0-1-0		0-0-0		0-0-0		NEUTRAL		0-0-0		0-1-0		0-0-0																	
2-4-2		0-0-0		0-0-0		CONFERENCE		1-1-1		1-2-0		0-1-1																	
1-2-1		0-0-0		0-0-0		HOME		1-0-1		0-1-0		0-1-0																	
1-2-1		0-0-0		0-0-0		AWAY		0-1-0		1-1-0		0-0-1																	
0-0-0		0-0-0		0-0-0		NEUTRAL		0-0-0		0-0-0		0-0-0																	
RPI	S	Opponent			Score		RPI	S	Opponent			Score		RPI	S	Opponent			Score		RPI	S	Opponent			Score			
14	A	UAB			1 2		31	H	Northern Ill.			1 0		53	H	Marquette			2 1		108	H	Western Ill.			2 0			
							38	H	Wisconsin			0 2		60	H	Northeastern			1 2		122	A	Valparaiso			0 2			
														65	A	Michigan St.			1 2		129	A	Butler			3 1			
														67	H	Green Bay			3 2		137	N	Gardner-Webb			1 2			
														78	A	Ill.-Chicago			1 3		138	H	Cleveland St.			2 3			
														82	H	Wright St.			2 2		163	H	Loyola Chicago			0 2			
																					169	H	Western Mich.			4 0			
																					180	H	IPFW			1 4			
																					191	A	Detroit			2 2			
							LAST 10 GAMES																						
							78	A	Ill.-Chicago			1 3		82	H	Wright St.			2 2										
							31	H	Northern Ill.			1 0		191	A	Detroit			2 2										
							163	H	Loyola Chicago			0 2		65	A	Michigan St.			1 2										
							38	H	Wisconsin			0 2		138	H	Cleveland St.			2 3										
							122	A	Valparaiso			0 2		67	H	Green Bay			3 2										

Non-Div. I Games:

Milwaukee

Average RPI Win: 127		WON-LOST RECORD	WINNING PCT. RANK	LAST 10 GAMES	STRENGTH OF SCHEDULE	OPP. STRENGTH OF SCHEDULE	TEAM RPI	ADJ RPI	CONF. RPI	ADJ CONF. RPI		
Average RPI Loss: 105												
DIV. I ONLY		7-9-2	.44444	125	2-6-2	139	125	140	.45308	143	17	17
DIV. I NON-CONF.		5-4-2	.54545	84	0-1-2	119	104	104	.4989	103	16	16
<hr/>												
TOTALS		RPI 1-25		RPI 26-50		W-L RECORDS		RPI 51-100		RPI 101-150		RPI 150+
7-9-2		0-1-0		1-1-0		OVERALL		0-3-0		4-2-2		2-2-0
3-4-1		0-0-0		0-0-0		HOME		0-2-0		2-1-1		1-1-0
4-4-1		0-0-0		1-1-0		AWAY		0-1-0		2-1-1		1-1-0
0-1-0		0-1-0		0-0-0		NEUTRAL		0-0-0		0-0-0		0-0-0
5-4-2		0-1-0		1-1-0		NON-CONFERENCE		0-0-0		3-1-2		1-1-0
2-1-1		0-0-0		0-0-0		HOME		0-0-0		2-0-1		0-1-0
3-2-1		0-0-0		1-0-		AWAY		0-0-0		1-1-1		1-0-0
0-1-0		0-1-0		0-0-0		NEUTRAL		0-0-0		0-0-0		0-0-0
2-5-0		0-0-0		0-0-0		CONFERENCE		0-3-0		1-1-0		1-1-0
1-3-0		0-0-0		0-0-0		HOME		0-2-0		0-1-0		1-0-0
1-2-0		0-0-0		0-0-0		AWAY		0-1-0		1-0-0		0-1-0
0-0-0		0-0-0		0-0-0		NEUTRAL		0-0-0		0-0-0		0-0-0
RPI	S	Opponent		Score		RPI	S	Opponent		Score		
19	N	Indiana		2 3		33	A	Monmouth		2 0		
						39	A	Notre Dame		1 2		
	</											

Non-Div. I Games:

Bucknell

Average RPI Win:		101	WON-LOST RECORD		WINNING PCT. RANK		LAST 10 GAMES		STRENGTH OF SCHEDULE		OPP. STRENGTH OF SCHEDULE		TEAM RPI	ADJ RPI		CONF. RPI	ADJ CONF. RPI
DIV. I ONLY			5-11-2		.33333 166		2-8-0		80		57		143	.45053 144		5	4
DIV. I NON-CONF.			4-3-2		.55556 75		1-1-0		89		96		83	.50969 89		6	5
TOTALS		RPI 1-25		RPI 26-50		W-L RECORDS		RPI 51-100		RPI 101-150		RPI 150+					
5-11-2		1-1-1		0-4-0		OVERALL		2-4-1		0-0-0		2-2-0					
3-6-2		1-0-1		0-2-0		HOME		1-3-1		0-0-0		1-1-0					
2-5-0		0-1-0		0-2-0		AWAY		1-1-0		0-0-0		1-1-0					
0-0-0		0-0-0		0-0-0		NEUTRAL		0-0-0		0-0-0		0-0-0					
4-3-2		0-0-1		0-1-0		NON-CONFERENCE		2-1-1		0-0-0		2-1-0					
2-2-2		0-0-1		0-0-0		HOME		1-1-1		0-0-0		1-1-0					
2-1-0		0-0-0		0-0-		AWAY		1-0-0		0-0-0		1-0-0					
0-0-0		0-0-0		0-0-0		NEUTRAL		0-0-0		0-0-0		0-0-0					
1-8-0		1-1-0		0-3-0		CONFERENCE		0-3-0		0-0-0		0-1-0					
1-4-0		1-0-0		0-2-0		HOME		0-2-0		0-0-0		0-0-0					
0-4-0		0-1-0		0-1-0		AWAY		0-1-0		0-0-0		0-1-0					
0-0-0		0-0-0		0-0-0		NEUTRAL		0-0-0		0-0-0		0-0-0					
RPI	S	Opponent		Score		RPI	S	Opponent		Score		RPI	S	Opponent		Score	
2	H	Maryland		0	0	26	H	West Virginia		0	2	51	H	Columbia		1	0
3	H	Connecticut		1	0	33	A	Monmouth		0	3	53	H	Marquette		0	3
25	A	Providence		1	6	39	A	Notre Dame		0	4	56	H	Delaware		3	3
						48	H	Georgetown		1	3	72	H	Villanova		0	3
												84	H	Princeton		3	7
												90	A	Boston U.		2	1
												96	A	DePaul		1	2
LAST 10 GAMES																	
						39	A	Notre Dame		0	4	48	H	Georgetown		1	3
						3	H	Connecticut		1	0	176	A	Pittsburgh		0	2
						26	H	West Virginia		0	2	84	H	Princeton		3	7
						53	H	Marquette		0	3	72	H	Villanova		0	3
						25	A	Providence		1	6	51	H	Columbia		1	0

Non-Div. I Games:

Seton Hall

Average RPI Win: 116		WON-LOST	WINNING	LAST 10	STRENGTH OF		OPP. STRENGTH	TEAM	ADJ	CONF.	ADJ CONF.
Average RPI Loss: 74		RECORD	PCT. RANK	GAMES	SCHEDULE		OF SCHEDULE	RPI	RPI	RPI	RPI
DIV. I ONLY		5-13-1	.28947	175	3-7-0		48	96	145	.4498	145
DIV. I NON-CONF.		4-8-1	.34615	159	2-2-0		76	144	138	.45442	147
TOTALS		RPI 1-25	RPI 26-50		W-L RECORDS		RPI 51-100		RPI 101-150		RPI 150+
5-13-1	1-1-0	0-5-1		OVERALL		1-3-0		1-3-0		2-1-0	
2-7-1	1-1-0	0-3-1		HOME		1-1-0		0-1-0		0-1-0	
3-6-0	0-0-0	0-2-0		AWAY		0-2-0		1-2-0		2-0-0	
0-0-0	0-0-0	0-0-0		NEUTRAL		0-0-0		0-0-0		0-0-0	
4-8-1	1-0-0	0-2-1		NON-CONFERENCE		1-2-0		0-3-0		2-1-0	
2-4-1	1-0-0	0-1-1		HOME		1-1-0		0-1-0		0-1-0	
2-4-0	0-0-0	0-0-		AWAY		0-1-0		0-2-0		2-0-0	
0-0-0	0-0-0	0-0-0		NEUTRAL		0-0-0		0-0-0		0-0-0	
1-5-0	0-1-0	0-3-0		CONFERENCE		0-1-0		1-0-0		0-0-0	
0-3-0	0-1-0	0-2-0		HOME		0-0-0		0-0-0		0-0-0	
1-2-0	0-0-0	0-1-0		AWAY		0-1-0		1-0-0		0-0-0	
0-0-0	0-0-0	0-0-0		NEUTRAL		0-0-0		0-0-0		0-0-0	
RPI S	Opponent	Score		RPI S	Opponent	Score		RPI S	Opponent	Score	
19 H	Indiana	1	4	31 H	Northern Ill.	0	1	53 H	Marquette	1	2
21 H	Akron	1	0	38 H	Wisconsin	1	2	65 A	Michigan St.	0	1
				39 A	Notre Dame	1	2	69 A	Kentucky	1	2
				41 H	Northwestern	0	1	71 H	Marshall	1	0
				43 A	Ohio St.	2	3				
				48 H	Georgetown	2	2				
LAST 10 GAMES											
	41 H	Northwestern	0	1		187 A	Oakland	2	1		
	65 A	Michigan St.	0	1		38 H	Wisconsin	1	2		
	118 A	San Diego St.	1	2		169 H	Western Mich.	1	2		
	21 H	Akron	1	0		109 A	Penn St.	2	1		
	19 H	Indiana	1	4		43 A	Ohio St.	2	3		

Non-Div. I Games:

Michigan

Average RPI Win:	150	WON-LOST	WINNING	LAST 10	STRENGTH OF	OPP. STRENGTH	TEAM	ADJ	CONF.	ADJ CONF.	
Average RPI Loss:	127	RECORD	PCT. RANK	GAMES	SCHEDULE	OF SCHEDULE	RPI	RPI	RPI	RPI	
DIV. I ONLY	8-7-2	.52941	86	4-5-1	184	174	141	.44942	146	12	13
DIV. I NON-CONF.	5-5-1	.5	88	1-3-0	198	195	170	.41425	177	13	13
<hr/>											
TOTALS	RPI 1-25	RPI 26-50		W-L RECORDS		RPI 51-100		RPI 101-150		RPI 150+	
8-7-2	0-1-0	1-0-0		OVERALL		0-1-0		3-1-1		4-4-1	
3-2-1	0-1-0	0-0-0		HOME		0-0-0		2-0-1		1-1-0	
5-5-1	0-0-0	1-0-0		AWAY		0-1-0		1-1-0		3-3-1	
0-0-0	0-0-0	0-0-0		NEUTRAL		0-0-0		0-0-0		0-0-0	
5-5-1	0-0-0	0-0-0		NON-CONFERENCE		0-1-0		1-1-0		4-3-1	
2-1-0	0-0-0	0-0-0		HOME		0-0-0		1-0-0		1-1-0	
3-4-1	0-0-0	0-0-		AWAY		0-1-0		0-1-0		3-2-1	
0-0-0	0-0-0	0-0-0		NEUTRAL		0-0-0		0-0-0		0-0-0	
3-2-1	0-1-0	1-0-0		CONFERENCE		0-0-0		2-0-1		0-1-0	
1-1-1	0-1-0	0-0-0		HOME		0-0-0		1-0-1		0-0-0	
2-1-0	0-0-0	1-0-0		AWAY		0-0-0		1-0-0		0-1-0	
0-0-0	0-0-0	0-0-0		NEUTRAL		0-0-0		0-0-0		0-0-0	
RPI	S	Opponent	Score	RPI	S	Opponent	Score	RPI	S	Opponent	Score
21	H	Akron	2 5	31	A	Northern Ill.	2 1	66	A	Air Force	1 6
								101	A	Denver	0 3
								104	H	Niagara	2 1
								107	H	Hartwick	1 1
								149	A	Fla. Atlantic	2 0
								150	H	Bowling Green	5 0
								162	A	Albany (NY)	1 2
								169	A	Western Mich.	1 2
								173	A	Robert Morris	1 1
								174	A	Siena	2 1
								175	A	Duquesne	0 2
								191	A	Detroit	1 0
								197	H	Canisius	1 2
198	H	NJIT	1 0								
199	A	St. Bonaventure	3 0								
LAST 10 GAMES											
107	H	Hartwick	1 1	31	A	Northern Ill.	2 1				
149	A	Fla. Atlantic	2 0	175	A	Duquesne	0 2				
21	H	Akron	2 5	104	H	Niagara	2 1				
169	A	Western Mich.	1 2	197	H	Canisius	1 2				
150	H	Bowling Green	5 0	66	A	Air Force	1 6				

Non-Div. I Games:

Buffalo

Average RPI Win:	145	WON-LOST RECORD	WINNING PCT. RANK	LAST 10 GAMES	STRENGTH OF SCHEDULE	OPP. STRENGTH OF SCHEDULE	TEAM RPI	ADJ RPI	CONF. RPI	ADJ CONF. RPI	
DIV. I ONLY	8-6-1	.56667	74	3-5-1	195	188	139	.44665	147	21	21
DIV. I NON-CONF.	4-2-0	.66667	46	0-1-0	182	176	109	.49011	112	21	21
TOTALS	RPI 1-25	RPI 26-50	W-L RECORDS	RPI 51-100	RPI 101-150	RPI 150+					
8-6-1	1-1-0	0-0-0	OVERALL	0-0-0	3-2-0	4-3-1					
4-1-1	0-0-0	0-0-0	HOME	0-0-0	2-0-0	2-1-1					
4-5-0	1-1-0	0-0-0	AWAY	0-0-0	1-2-0	2-2-0					
0-0-0	0-0-0	0-0-0	NEUTRAL	0-0-0	0-0-0	0-0-0					
4-2-0	1-0-0	0-0-0	NON-CONFERENCE	0-0-0	2-0-0	1-2-0					
2-0-0	0-0-0	0-0-0	HOME	0-0-0	1-0-0	1-0-0					
2-2-0	1-0-0	0-0-	AWAY	0-0-0	1-0-0	0-2-0					
0-0-0	0-0-0	0-0-0	NEUTRAL	0-0-0	0-0-0	0-0-0					
4-4-1	0-1-0	0-0-0	CONFERENCE	0-0-0	1-2-0	3-1-1					
2-1-1	0-0-0	0-0-0	HOME	0-0-0	1-0-0	1-1-1					
2-3-0	0-1-0	0-0-0	AWAY	0-0-0	0-2-0	2-0-0					
0-0-0	0-0-0	0-0-0	NEUTRAL	0-0-0	0-0-0	0-0-0					
RPI S Opponent	Score	RPI S Opponent	Score	RPI S Opponent	Score	RPI S Opponent	Score				
20 A Coastal Caro.	1 3					117 H Radford	3 0				
24 A Virginia	2 0					125 A Campbell	1 3				
						137 A Gardner-Webb	1 3				
						139 A American	2 1				
						148 H Longwood	3 1				
						157 A Wofford	1 3				
						158 A High Point	2 1				
						161 H Winthrop	0 1				
						167 A IUPUI	0 1				
						178 A UNC Asheville	3 0				
						193 H Presbyterian	1 0				
						200 H Howard	4 0				
						203 H VMI	0 0				
LAST 10 GAMES											
117 H Radford	3 0	193 H Presbyterian	1 0								
178 A UNC Asheville	3 0	157 A Wofford	1 3								
125 A Campbell	1 3	137 A Gardner-Webb	1 3								
161 H Winthrop	0 1	20 A Coastal Caro.	1 3								
203 H VMI	0 0	158 A High Point	2 1								

Non-Div. I Games: Southern Va. 9 0

Liberty

Longwood

Average RPI Win:		130	WON-LOST RECORD		WINNING PCT. RANK		LAST 10 GAMES		STRENGTH OF SCHEDULE		OPP. STRENGTH OF SCHEDULE		TEAM RPI		ADJ RPI		CONF. RPI		ADJ CONF. RPI	
Average RPI Loss:		88																		
DIV. I ONLY			5-8-2		.4 141		3-6-1		118		129		150		.44395 149		12		13	
DIV. I NON-CONF.			5-3-1		.61111 63		3-1-0		150		132		97		.50186 97		13		13	
TOTALS		RPI 1-25		RPI 26-50		W-L RECORDS		RPI 51-100		RPI 101-150		RPI 150+								
5-8-2		0-2-0		1-2-0		OVERALL		1-0-0		1-3-1		2-1-1								
3-2-1		0-1-0		0-0-0		HOME		1-0-0		1-1-0		1-0-1								
2-5-1		0-1-0		1-2-0		AWAY		0-0-0		0-2-1		1-0-0								
0-1-0		0-0-0		0-0-0		NEUTRAL		0-0-0		0-0-0		0-1-0								
5-3-1		0-1-0		1-1-0		NON-CONFERENCE		1-0-0		1-0-1		2-1-0								
3-0-0		0-0-0		0-0-0		HOME		1-0-0		1-0-0		1-0-0								
2-2-1		0-1-0		1-0-		AWAY		0-0-0		0-0-1		1-0-0								
0-1-0		0-0-0		0-0-0		NEUTRAL		0-0-0		0-0-0		0-1-0								
0-5-1		0-1-0		0-1-0		CONFERENCE		0-0-0		0-3-0		0-0-1								
0-2-1		0-1-0		0-0-0		HOME		0-0-0		0-1-0		0-0-1								
0-3-0		0-0-0		0-1-0		AWAY		0-0-0		0-2-0		0-0-0								
0-0-0		0-0-0		0-0-0		NEUTRAL		0-0-0		0-0-0		0-0-0								
RPI S	Opponent		Score		RPI S	Opponent		Score		RPI S	Opponent		Score		RPI S	Opponent		Score		
13 A	James Madison		0	1	31 A	Northern Ill.		0	1	85 H	Stetson		2 1	107 A	Hartwick		1	4		
21 H	Akron		0	2	40 A	Georgia St.		0	3					113 A	FIU		1	1		
					50 A	Fla. Gulf Coast		3 1						116 H	Jacksonville		3 1			
														146 H	Buffalo		0	2		
														150 A	Bowling Green		0	3		
														169 H	Western Mich.		1	1		
														199 N	St. Bonaventure		0	2		
														200 H	Howard		1 0			
														201 A	North Florida		2 1			
				LAST 10 GAMES																
	21 H Akron		0	2		107 A Hartwick		1	4											
	146 H Buffalo		0	2		200 H Howard		1 0												
	31 A Northern Ill.		0	1		201 A North Florida		2 1												
	169 H Western Mich.		1	1		40 A Georgia St.		0	3											
	150 A Bowling Green		0	3		85 H Stetson		2 1												

Non-Div. I Games:

Fla. Atlantic

Average RPI Win:	169	WON-LOST RECORD	WINNING PCT. RANK	LAST 10 GAMES	STRENGTH OF SCHEDULE	OPP. STRENGTH OF SCHEDULE	TEAM RPI	ADJ RPI	CONF. RPI	ADJ CONF. RPI	
DIV. I ONLY		7-8-3	.47222 119	2-6-2	160	143	144	.44314 150	12	13	
DIV. I NON-CONF.		6-4-2	.58333 68	1-2-1	179	161	123	.46788 131	13	13	
<hr/>											
TOTALS	RPI 1-25	RPI 26-50		W-L RECORDS	RPI 51-100		RPI 101-150		RPI 150+		
7-8-3	0-1-0	0-2-0		OVERALL	0-1-1		2-2-1		5-2-1		
4-2-1	0-0-0	0-1-0		HOME	0-0-0		2-1-1		2-0-0		
2-6-2	0-1-0	0-1-0		AWAY	0-1-1		0-1-0		2-2-1		
1-0-0	0-0-0	0-0-0		NEUTRAL	0-0-0		0-0-0		1-0-0		
<hr/>											
6-4-2	0-0-0	0-1-0		NON-CONFERENCE	0-1-1		1-1-0		5-1-1		
3-1-0	0-0-0	0-0-0		HOME	0-0-0		1-1-0		2-0-0		
2-3-2	0-0-0	0-0-		AWAY	0-1-1		0-0-0		2-1-1		
1-0-0	0-0-0	0-0-0		NEUTRAL	0-0-0		0-0-0		1-0-0		
<hr/>											
1-4-1	0-1-0	0-1-0		CONFERENCE	0-0-0		1-1-1		0-1-0		
1-1-1	0-0-0	0-1-0		HOME	0-0-0		1-0-1		0-0-0		
0-3-0	0-1-0	0-0-0		AWAY	0-0-0		0-1-0		0-1-0		
0-0-0	0-0-0	0-0-0		NEUTRAL	0-0-0		0-0-0		0-0-0		
<hr/>											
RPI S	Opponent	Score	RPI S	Opponent	Score	RPI S	Opponent	Score	RPI S	Opponent	Score
21 A	Akron	0 3	31 H	Northern Ill.	0 3	65 A	Michigan St.	0 0	107 H	Hartwick	1 1
			43 A	Ohio St.	0 1	82 A	Wright St.	1 2	138 H	Cleveland St.	1 2
									145 H	Michigan	2 0
									146 A	Buffalo	0 5
									149 H	Fla. Atlantic	3 0
									165 A	Belmont	2 3
									167 H	IUPUI	1 0
									169 A	Western Mich.	1 2
									175 N	Duquesne	1 0
									176 A	Pittsburgh	1 0
									180 H	IPFW	3 0
									186 A	Lipscomb	1 1
									191 A	Detroit	4 1
<hr/>											
LAST 10 GAMES											
169 A	Western Mich.	1 2	65 A	Michigan St.	0 0						
82 A	Wright St.	1 2	146 A	Buffalo	0 5						
31 H	Northern Ill.	0 3	43 A	Ohio St.	0 1						
21 A	Akron	0 3	149 H	Fla. Atlantic	3 0						
107 H	Hartwick	1 1	167 H	IUPUI	1 0						

Non-Div. I Games:

Bowling Green

Average RPI Win:	93	WON-LOST	WINNING	LAST 10	STRENGTH OF	OPP. STRENGTH	TEAM	ADJ	CONF.	ADJ CONF.					
Average RPI Loss:	66	RECORD	PCT. RANK	GAMES	SCHEDULE	OF SCHEDULE	RPI	RPI	RPI	RPI					
DIV. I ONLY		3-14-0	.17647	196	2-8-0	32	82	167	.44225	151	10	10			
DIV. I NON-CONF.		1-6-0	.14286	194	0-0-0	83	45	181	.42036	174	10	11			
<hr/>															
TOTALS	RPI 1-25	RPI 26-50		W-L RECORDS		RPI 51-100		RPI 101-150		RPI 150+					
3-14-0	0-3-0	1-2-0		OVERALL		1-5-0		0-4-0		1-0-0					
0-7-0	0-1-0	0-0-0		HOME		0-3-0		0-3-0		0-0-0					
3-6-0	0-2-0	1-2-0		AWAY		1-1-0		0-1-0		1-0-0					
0-1-0	0-0-0	0-0-0		NEUTRAL		0-1-0		0-0-0		0-0-0					
1-6-0	0-1-0	1-1-0		NON-CONFERENCE		0-3-0		0-1-0		0-0-0					
0-2-0	0-0-0	0-0-0		HOME		0-1-0		0-1-0		0-0-0					
1-3-0	0-1-0	1-0-		AWAY		0-1-0		0-0-0		0-0-0					
0-1-0	0-0-0	0-0-0		NEUTRAL		0-1-0		0-0-0		0-0-0					
2-8-0	0-2-0	0-1-0		CONFERENCE		1-2-0		0-3-0		1-0-0					
0-5-0	0-1-0	0-0-0		HOME		0-2-0		0-2-0		0-0-0					
2-3-0	0-1-0	0-1-0		AWAY		1-0-0		0-1-0		1-0-0					
0-0-0	0-0-0	0-0-0		NEUTRAL		0-0-0		0-0-0		0-0-0					
RPI	S	Opponent	Score	RPI	S	Opponent	Score	RPI	S	Opponent	Score				
6	A	New Mexico	0 3	34	A	UC Riverside	1 2	64	N	Cal St. Fullerton	1 5	101	A	Denver	1 3
6	H	New Mexico	1 2	45	A	Cal St. Northridge	2 1	66	A	Air Force	1 0	101	H	Denver	4 5
8	A	UC Irvine	0 4	46	A	CSU Bakersfield	1 2	66	H	Air Force	0 4	119	H	San Jose St.	1 2
								67	H	Green Bay	1 2	136	H	San Francisco	1 2
								83	H	Sacramento St.	0 2	168	A	Seattle	3 2
								89	A	Cal Poly	0 1				
<hr/>															
LAST 10 GAMES															
		6	A	New Mexico	0	3		101	H	Denver	4	5			
		83	H	Sacramento St.	0	2		66	H	Air Force	0	4			
		119	H	San Jose St.	1	2		101	A	Denver	1	3			
		168	A	Seattle	3	2		66	A	Air Force	1	0			
		46	A	CSU Bakersfield	1	2		6	H	New Mexico	1	2			

Non-Div. I Games:

UNLV

Average RPI Win:		125	WON-LOST RECORD		WINNING PCT. RANK		LAST 10 GAMES		STRENGTH OF SCHEDULE		OPP. STRENGTH OF SCHEDULE		TEAM RPI	ADJ RPI		CONF. RPI	ADJ CONF. RPI
DIV. I ONLY		6-11-1		.36111	153	3-6-1		125		52		151	.44182	152	5	4	
DIV. I NON-CONF.		4-4-1		.5	88	1-0-1		168		143		143	.45533	146	6	5	
TOTALS		RPI 1-25		RPI 26-50		W-L RECORDS		RPI 51-100		RPI 101-150		RPI 150+					
6-11-1		1-4-0		0-2-0		OVERALL		1-2-1		1-0-0		3-3-0					
5-4-1		1-0-0		0-1-0		HOME		1-2-1		1-0-0		2-1-0					
1-6-0		0-3-0		0-1-0		AWAY		0-0-0		0-0-0		1-2-0					
0-1-0		0-1-0		0-0-0		NEUTRAL		0-0-0		0-0-0		0-0-0					
4-4-1		0-1-0		0-0-0		NON-CONFERENCE		0-1-1		1-0-0		3-2-0					
3-2-1		0-0-0		0-0-0		HOME		0-1-1		1-0-0		2-1-0					
1-1-0		0-0-0		0-0-		AWAY		0-0-0		0-0-0		1-1-0					
0-1-0		0-1-0		0-0-0		NEUTRAL		0-0-0		0-0-0		0-0-0					
2-7-0		1-3-0		0-2-0		CONFERENCE		1-1-0		0-0-0		0-1-0					
2-2-0		1-0-0		0-1-0		HOME		1-1-0		0-0-0		0-0-0					
0-5-0		0-3-0		0-1-0		AWAY		0-0-0		0-0-0		0-1-0					
0-0-0		0-0-0		0-0-0		NEUTRAL		0-0-0		0-0-0		0-0-0					
RPI	S	Opponent		Score		RPI	S	Opponent		Score		RPI	S	Opponent		Score	
5	A	South Fla.		0	3	26	H	West Virginia		0	1	62	H	Xavier		1	1
11	A	Louisville		0	4	30	A	Rutgers		1	2	72	H	Villanova		2	1
15	H	St. John's (NY)		1	0							81	H	Missouri St.		0	1
24	N	Virginia		0	1							96	H	DePaul		1	2
25	A	Providence		0	2												
																	</

Non-Div. I Games:

Cincinnati

Temple

Temple

Average RPI Win:	97	WON-LOST	WINNING	LAST 10	STRENGTH OF	OPP. STRENGTH	TEAM	ADJ	CONF.	ADJ CONF.	
Average RPI Loss:	82	RECORD	PCT. RANK	GAMES	SCHEDULE	OF SCHEDULE	RPI	RPI	RPI	RPI	
DIV. I ONLY	4-12-2	.27778	179	1-7-2	62	71	155	.44001	154	1	1
DIV. I NON-CONF.	3-6-1	.35	157	1-2-1	156	186	173	.41694	175	1	1
TOTALS	RPI 1-25	RPI 26-50	W-L RECORDS	RPI 51-100	RPI 101-150	RPI 150+					
4-12-2	1-3-1	0-3-0	OVERALL	1-3-0	1-2-1	1-2-0					
4-4-2	1-1-1	0-2-0	HOME	1-0-0	1-0-1	1-1-0					
0-8-0	0-2-0	0-1-0	AWAY	0-2-0	0-2-0	0-1-0					
0-1-0	0-0-0	0-0-0	NEUTRAL	0-1-0	0-0-0	0-0-0					
3-6-1	0-0-0	0-1-0	NON-CONFERENCE	1-1-0	1-2-1	1-2-0					
3-2-1	0-0-0	0-1-0	HOME	1-0-0	1-0-1	1-1-0					
0-4-0	0-0-0	0-0-	AWAY	0-1-0	0-2-0	0-1-0					
0-0-0	0-0-0	0-0-0	NEUTRAL	0-0-0	0-0-0	0-0-0					
1-7-1	1-3-1	0-2-0	CONFERENCE	0-2-0	0-0-0	0-0-0					
1-2-1	1-1-1	0-1-0	HOME	0-0-0	0-0-0	0-0-0					
0-4-0	0-2-0	0-1-0	AWAY	0-1-0	0-0-0	0-0-0					
0-1-0	0-0-0	0-0-0	NEUTRAL	0-1-0	0-0-0	0-0-0					
RPI S Opponent	Score	RPI S Opponent	Score	RPI S Opponent	Score	RPI S Opponent	Score				
2 H Maryland	0 2	32 A Wake Forest	0 1	75 A East Tenn. St.	0 1	117 A Radford	1 2				
4 H North Carolina	1 0	37 H Clemson	1 2	82 H Wright St.	1 0	125 H Campbell	1 1				
7 A Boston College	3 4	38 H Wisconsin	0 1	98 A North Carolina St.	1 2	139 A American	0 1				
22 A Duke	1 2			98 N North Carolina St.	0 1	148 H Longwood	1 0				
24 H Virginia	0 0					152 H Cincinnati	2 1				
						198 A NJIT	1 2				
						200 H Howard	1 2				
LAST 10 GAMES											
98 N North Carolina St.	0 1	82 H Wright St.	1 0								
37 H Clemson	1 2	98 A North Carolina St.	1 2								
22 A Duke	1 2	125 H Campbell	1 1								
117 A Radford	1 2	198 A NJIT	1 2								
24 H Virginia	0 0	32 A Wake Forest	0 1								

Non-Div. I Games:

Virginia Tech

Average RPI Win:		171	WON-LOST RECORD		WINNING PCT. RANK		LAST 10 GAMES		STRENGTH OF SCHEDULE		OPP. STRENGTH OF SCHEDULE		TEAM RPI		ADJ RPI		CONF. RPI		ADJ CONF. RPI	
DIV. I ONLY			7-10-1		.41667	132	4-5-1		182		101		160		.43893	155	20		20	
DIV. I NON-CONF.			3-6-0		.33333	160	0-1-0		180		31		175		.42876	167	18		17	
TOTALS		RPI 1-25		RPI 26-50		W-L RECORDS		RPI 51-100		RPI 101-150		RPI 150+								
7-10-1	0-2-1			0-2-0	OVERALL		1-1-0		0-3-0		6-2-0									
3-5-1	0-2-1			0-1-0	HOME		1-0-0		0-1-0		2-1-0									
4-5-0	0-0-0			0-1-0	AWAY		0-1-0		0-2-0		4-1-0									
0-0-0	0-0-0			0-0-0	NEUTRAL		0-0-0		0-0-0		0-0-0									
3-6-0	0-2-0			0-2-0	NON-CONFERENCE		0-0-0		0-2-0		3-0-0									
1-4-0	0-2-0			0-1-0	HOME		0-0-0		0-1-0		1-0-0									
2-2-0	0-0-0			0-0-	AWAY		0-0-0		0-1-0		2-0-0									
0-0-0	0-0-0			0-0-0	NEUTRAL		0-0-0		0-0-0		0-0-0									
4-4-1	0-0-1			0-0-0	CONFERENCE		1-1-0		0-1-0		3-2-0									
2-1-1	0-0-1			0-0-0	HOME		1-0-0		0-0-0		1-1-0									
2-3-0	0-0-0			0-0-0	AWAY		0-1-0		0-1-0		2-1-0									
0-0-0	0-0-0			0-0-0	NEUTRAL		0-0-0		0-0-0		0-0-0									
RPI	S	Opponent		Score	RPI	S	Opponent		Score	RPI	S	Opponent		Score	RPI	S	Opponent		Score	
7	H	Boston College		0 1	47	H	Yale		1 3	61	A	Fordham		1 2	121	H	Vermont		0 1	
9	H	Charlotte		1 1	50	A	Fla. Gulf Coast		0 4	86	H	Saint Louis		1 0	128	A	New Hampshire		1 2	
25	H	Providence		0 1											131	A	La Salle		1 2	
															156	H	George Washington		1 2	
															160	A	Harvard		2 1	
															175	A	Duquesne		1 5	
															182	H	Holy Cross		2 1	
															188	H	Richmond		4 1	
															190	A	Massachusetts		1 0	
															194	A	Bryant		1 0	
															199	A	St. Bonaventure		2 1	
LAST 10 GAMES																				
					190	A	Massachusetts		1 0	61	A	Fordham		1 2						
					156	H	George Washington		1 2	131	A	La Salle		1 2						
					188	H	Richmond		4 1	9	H	Charlotte		1 1						
					175	A	Duquesne		1 5	86	H	Saint Louis		1 0						
					199	A	St. Bonaventure		2 1	47	H	Yale		1 3						

Non-Div. I Games:

Rhode Island

Average RPI Win: 182		WON-LOST RECORD		WINNING PCT. RANK		LAST 10 GAMES		STRENGTH OF SCHEDULE		OPP. STRENGTH OF SCHEDULE		TEAM RPI		ADJ RPI		CONF. RPI		ADJ CONF. RPI	
DIV. I ONLY		9-6-2		.58824 66		7-2-0		202		192		154		.43874 156		20		20	
DIV. I NON-CONF.		2-4-2		.375 144		0-0-0		187		180		182		.4108 179		18		17	
TOTALS		RPI 1-25		RPI 26-50		W-L RECORDS		RPI 51-100		RPI 101-150		RPI 150+							
9-6-2		0-1-0		0-0-0		OVERALL		0-1-1		0-2-0		9-2-1							
6-0-0		0-0-0		0-0-0		HOME		0-0-0		0-0-0		6-0-0							
2-5-0		0-1-0		0-0-0		AWAY		0-1-0		0-1-0		2-2-0							
1-1-2		0-0-0		0-0-0		NEUTRAL		0-0-1		0-1-0		1-0-1							
2-4-2		0-1-0		0-0-0		NON-CONFERENCE		0-0-1		0-2-0		2-1-1							
1-0-0		0-0-0		0-0-0		HOME		0-0-0		0-0-0		1-0-0							
0-3-0		0-1-0		0-0-		AWAY		0-0-0		0-1-0		0-1-0							
1-1-2		0-0-0		0-0-0		NEUTRAL		0-0-1		0-1-0		1-0-1							
7-2-0		0-0-0		0-0-0		CONFERENCE		0-1-0		0-0-0		7-1-0							
5-0-0		0-0-0		0-0-0		HOME		0-0-0		0-0-0		5-0-0							
2-2-0		0-0-0		0-0-0		AWAY		0-1-0		0-0-0		2-1-0							
0-0-0		0-0-0		0-0-0		NEUTRAL		0-0-0		0-0-0		0-0-0							
RPI S	Opponent	Score		RPI S	Opponent	Score		RPI S	Opponent	Score		RPI S	Opponent	Score					
20 A	Coastal Caro.	0 2						62 A	Xavier	0 2		116 A	Jacksonville	1 3					
								85 N	Stetson	2 2		139 N	American	2 3					
												153 H	Temple	2 0					
												155 A	Rhode Island	2 1					
												157 A	Wofford	0 1					
												170 A	Dayton	0 3					
												175 H	Duquesne	1 0					
												181 N	S.C. Upstate	1 0					
												188 H	Richmond	2 0					
												190 A	Massachusetts	3 0					
												194 H	Bryant	3 2					
												199 H	St. Bonaventure	3 0					
												200 N	Howard	1 1					
												202 H	Saint Joseph's	4 0					
				LAST 10 GAMES															
				175 H	Duquesne	1 0		62 A	Xavier	0 2									
				199 H	St. Bonaventure	3 0		170 A	Dayton	0 3									
				155 A	Rhode Island	2 1		153 H	Temple	2 0									
				190 A	Massachusetts	3 0		202 H	Saint Joseph's	4 0									
				188 H	Richmond	2 0		157 A	Wofford	0 1									

Non-Div. I Games:

George Washington

Average RPI Win:		136	WON-LOST RECORD		WINNING PCT. RANK		LAST 10 GAMES		STRENGTH OF SCHEDULE		OPP. STRENGTH OF SCHEDULE		TEAM RPI		ADJ RPI		CONF. RPI		ADJ CONF. RPI				
DIV. I ONLY			5-13-1		.28947 175		2-8-0		78		132		157		.43832 157		11		11				
DIV. I NON-CONF.			4-6-1		.40909 134		1-2-0		88		179		127		.46569 133		12		12				
TOTALS		RPI 1-25		RPI 26-50		W-L RECORDS		RPI 51-100		RPI 101-150		RPI 150+											
5-13-1		0-3-0		0-1-0		OVERALL		1-5-0		2-3-0		2-1-1											
2-6-0		0-2-0		0-1-0		HOME		0-3-0		1-0-0		1-0-0											
2-6-1		0-1-0		0-0-0		AWAY		1-2-0		0-2-0		1-1-1											
1-1-0		0-0-0		0-0-0		NEUTRAL		0-0-0		1-1-0		0-0-0											
4-6-1		0-2-0		0-1-0		NON-CONFERENCE		0-0-0		2-2-0		2-1-1											
2-3-0		0-2-0		0-1-0		HOME		0-0-0		1-0-0		1-0-0											
1-2-1		0-0-0		0-0-		AWAY		0-0-0		0-1-0		1-1-1											
1-1-0		0-0-0		0-0-0		NEUTRAL		0-0-0		1-1-0		0-0-0											
1-7-0		0-1-0		0-0-0		CONFERENCE		1-5-0		0-1-0		0-0-0											
0-3-0		0-0-0		0-0-0		HOME		0-3-0		0-0-0		0-0-0											
1-4-0		0-1-0		0-0-0		AWAY		1-2-0		0-1-0		0-0-0											
0-0-0		0-0-0		0-0-0		NEUTRAL		0-0-0		0-0-0		0-0-0											
RPI	S	Opponent		Score		RPI	S	Opponent		Score		RPI	S	Opponent		Score		RPI	S	Opponent		Score	
4	H	North Carolina		0	1	37	H	Clemson		0	1	58	A	Appalachian St.		1	0	125	N	Campbell		0	1
20	H	Coastal Caro.		1	2							87	H	Elon		0	2	132	A	UNC Wilmington		0	2
23	A	Furman		0	2							91	A	Davidson		0	1	135	A	Ga. Southern		2	4
												92	H	Col. of Charleston		1	5	137	N	Gardner-Webb		2	1
												93	A	UNC Greensboro		0	1	147	H	Liberty		3	1
												93	H	UNC Greensboro		0	4	156	H	George Washington		1	0
																		161	A	Winthrop		2	3
																		181	A	S.C. Upstate		2	1
																		196	A	Houston Baptist		1	1
LAST 10 GAMES																							
93	A	UNC Greensboro		0	1	20	H	Coastal Caro.		1	2	93	H	UNC Greensboro		0	4	147	H	Liberty		3	1
37	H	Clemson		0	1													135	A	Ga. Southern		2	4
23	A	Furman		0	2													87	H	Elon		0	2
58	A	Appalachian St.		1	0																		
91	A	Davidson		0	1																		

Non-Div. I Games:

Wofford

Average RPI Win: 150		WON-LOST	WINNING	LAST 10	STRENGTH OF		OPP. STRENGTH	TEAM	ADJ	CONF.	ADJ CONF.
Average RPI Loss: 106		RECORD	PCT. RANK	GAMES	SCHEDULE		OF SCHEDULE	RPI	RPI	RPI	RPI
DIV. I ONLY		8-9-2	.47368	115	5-4-1		175	161	152	.43509	158
DIV. I NON-CONF.		4-5-1	.45	116	2-1-0		149	114	139	.45437	148
TOTALS		RPI 1-25	RPI 26-50		W-L RECORDS		RPI 51-100		RPI 101-150		RPI 150+
8-9-2		0-2-0	0-0-0		OVERALL		2-2-1		1-4-0		5-1-1
6-5-0		0-1-0	0-0-0		HOME		1-1-0		1-2-0		4-1-0
2-3-2		0-1-0	0-0-0		AWAY		1-0-1		0-2-0		1-0-1
0-1-0		0-0-0	0-0-0		NEUTRAL		0-1-0		0-0-0		0-0-0
4-5-1		0-1-0	0-0-0		NON-CONFERENCE		2-2-1		0-1-0		2-1-0
3-3-0		0-0-0	0-0-0		HOME		1-1-0		0-1-0		2-1-0
1-1-1		0-1-0	0-0-		AWAY		1-0-1		0-0-0		0-0-0
0-1-0		0-0-0	0-0-0		NEUTRAL		0-1-0		0-0-0		0-0-0
4-4-1		0-1-0	0-0-0		CONFERENCE		0-0-0		1-3-0		3-0-1
3-2-0		0-1-0	0-0-0		HOME		0-0-0		1-1-0		2-0-0
1-2-1		0-0-0	0-0-0		AWAY		0-0-0		0-2-0		1-0-1
0-0-0		0-0-0	0-0-0		NEUTRAL		0-0-0		0-0-0		0-0-0
RPI S	Opponent	Score	RPI S	Opponent	Score	RPI S	Opponent	Score	RPI S	Opponent	Score
17 A	South Carolina	1 2				54 H	VCU	3 2	117 A	Radford	0 1
20 H	Coastal Caro.	0 2				69 N	Kentucky	1 2	125 H	Campbell	2 0
						87 A	Elon	0 0	137 A	Gardner-Webb	0 2
						93 A	UNC Greensboro	2 1	147 H	Liberty	1 2
						97 H	Stony Brook	1 3	148 H	Longwood	1 2
									161 H	Winthrop	6 0
									178 A	UNC Asheville	1 1
									186 H	Lipscomb	3 1
									188 H	Richmond	2 1
									193 H	Presbyterian	5 0
									199 H	St. Bonaventure	1 2
									203 A	VMI	3 2
LAST 10 GAMES											
203 A	VMI	3 2	193 H	Presbyterian	5 0						
125 H	Campbell	2 0	117 A	Radford	0 1						
54 H	VCU	3 2	20 H	Coastal Caro.	0 2						
148 H	Longwood	1 2	178 A	UNC Asheville	1 1						
137 A	Gardner-Webb	0 2	93 A	UNC Greensboro	2 1						

Non-Div. I Games:

High Point

Average RPI Win: 169		WON-LOST	WINNING	LAST 10	STRENGTH OF		OPP. STRENGTH	TEAM	ADJ	CONF.	ADJ CONF.
Average RPI Loss: 87		RECORD	PCT. RANK	GAMES	SCHEDULE		OF SCHEDULE	RPI	RPI	RPI	RPI
DIV. I ONLY		5-10-3	.36111	153	109		200	164	.43451	159	14
DIV. I NON-CONF.		2-4-2	.375	144	133		201	160	.43024	166	17
TOTALS		RPI 1-25	RPI 26-50		W-L RECORDS		RPI 51-100		RPI 101-150		RPI 150+
5-10-3	0-0-0	0-1-0		OVERALL		0-6-1		1-2-1		4-1-1	
2-2-1	0-0-0	0-0-0		HOME		0-1-1		0-1-0		2-0-0	
2-7-2	0-0-0	0-1-0		AWAY		0-5-0		0-1-1		2-0-1	
1-1-0	0-0-0	0-0-0		NEUTRAL		0-0-0		1-0-0		0-1-0	
2-4-2	0-0-0	0-0-0		NON-CONFERENCE		0-3-0		0-0-1		2-1-1	
0-0-0	0-0-0	0-0-0		HOME		0-0-0		0-0-0		0-0-0	
2-3-2	0-0-0	0-0-		AWAY		0-3-0		0-0-1		2-0-1	
0-1-0	0-0-0	0-0-0		NEUTRAL		0-0-0		0-0-0		0-1-0	
3-6-1	0-0-0	0-1-0		CONFERENCE		0-3-1		1-2-0		2-0-0	
2-2-1	0-0-0	0-0-0		HOME		0-1-1		0-1-0		2-0-0	
0-4-0	0-0-0	0-1-0		AWAY		0-2-0		0-1-0		0-0-0	
1-0-0	0-0-0	0-0-0		NEUTRAL		0-0-0		1-0-0		0-0-0	
RPI S	Opponent	Score	RPI S	Opponent	Score	RPI S	Opponent	Score	RPI S	Opponent	Score
			33 A	Monmouth	0 4	59 H	Fairleigh Dickinson	0 3	105 H	Saint Francis (PA)	0 1
						63 A	Cornell	0 2	111 A	Mt. St. Mary's	2 3
						74 H	Sacred Heart	1 1	118 A	San Diego St.	2 2
						76 A	St. Francis (NY)	1 3	130 N	Quinnipiac	1 0
						77 A	Penn	1 4	153 A	Temple	4 1
						80 A	Central Conn. St.	0 1	166 N	Gonzaga	0 1
						100 A	Colgate	1 2	173 H	Robert Morris	2 1
									194 H	Bryant	4 3
									195 A	Rider	1 0
									198 A	NJIT	0 0
LAST 10 GAMES											
			59 H	Fairleigh Dickinson	0 3	105 H	Saint Francis (PA)	0 1			
			130 N	Quinnipiac	1 0	111 A	Mt. St. Mary's	2 3			
			76 A	St. Francis (NY)	1 3	74 H	Sacred Heart	1 1			
			80 A	Central Conn. St.	0 1	194 H	Bryant	4 3			
			173 H	Robert Morris	2 1	33 A	Monmouth	0 4			

Non-Div. I Games:

Long Island

Average RPI Win: 125		WON-LOST RECORD		WINNING PCT. RANK		LAST 10 GAMES		STRENGTH OF SCHEDULE		OPP. STRENGTH OF SCHEDULE		TEAM RPI		ADJ RPI		CONF. RPI		ADJ CONF. RPI	
DIV. I ONLY		2-11-3		.21875 192		0-7-2		56		69		171		.4341 160		8		7	
DIV. I NON-CONF.		2-6-2		.3 168		0-2-1		69		97		147		.45686 145		7		7	
TOTALS		RPI 1-25		RPI 26-50		W-L RECORDS		RPI 51-100		RPI 101-150		RPI 150+							
2-11-3		0-2-0		0-2-0		OVERALL		1-4-3		0-2-0		1-1-0							
2-4-2		0-0-0		0-1-0		HOME		1-2-2		0-0-0		1-1-0							
0-7-1		0-2-0		0-1-0		AWAY		0-2-1		0-2-0		0-0-0							
0-0-0		0-0-0		0-0-0		NEUTRAL		0-0-0		0-0-0		0-0-0							
2-6-2		0-2-0		0-0-0		NON-CONFERENCE		1-1-2		0-2-0		1-1-0							
2-2-1		0-0-0		0-0-0		HOME		1-1-1		0-0-0		1-1-0							
0-4-1		0-2-0		0-0-		AWAY		0-0-1		0-2-0		0-0-0							
0-0-0		0-0-0		0-0-0		NEUTRAL		0-0-0		0-0-0		0-0-0							
0-5-1		0-0-0		0-2-0		CONFERENCE		0-3-1		0-0-0		0-0-0							
0-2-1		0-0-0		0-1-0		HOME		0-1-1		0-0-0		0-0-0							
0-3-0		0-0-0		0-1-0		AWAY		0-2-0		0-0-0		0-0-0							
0-0-0		0-0-0		0-0-0		NEUTRAL		0-0-0		0-0-0		0-0-0							
RPI	S	Opponent		Score		RPI	S	Opponent		Score		RPI	S	Opponent		Score			
7	A	Boston College		0	2	28	H	Brown		0	1	51	A	Columbia		1	2		
15	A	St. John's (NY)		0	2	47	A	Yale		0	1	60	H	Northeastern		1	0		
												63	A	Cornell		1	3		
												70	H	Dartmouth		1	1		
												84	H	Princeton		2	3		
												90	H	Boston U.		1	2		
												95	A	Santa Clara		0	0		
												100	H	Colgate		3	3		
LAST 10 GAMES																			
						51	A	Columbia		1	2	7	A	Boston College		0	2		
						100	H	Colgate		3	3	63	A	Cornell		1	3		
						70	H	Dartmouth		1	1	47	A	Yale		0	1		
						84	H	Princeton		2	3	90	H	Boston U.		1	2		
						28	H	Brown		0	1	95	A	Santa Clara		0	0		

Non-Div. I Games:

Harvard

Average RPI Win:		162	WON-LOST RECORD		WINNING PCT. RANK	LAST 10 GAMES	STRENGTH OF SCHEDULE		OPP. STRENGTH OF SCHEDULE	TEAM RPI	ADJ RPI	CONF. RPI	ADJ CONF. RPI
Average RPI Loss:		88											
DIV. I ONLY		6-11-0	.35294		159	4-6-0	141		139	162	.43216	161	21
DIV. I NON-CONF.		2-6-0	.25		177	0-1-0	87		52	159	.4473	153	21
TOTALS		RPI 1-25	RPI 26-50		W-L RECORDS		RPI 51-100		RPI 101-150		RPI 150+		
6-11-0	0-2-0		0-1-0		OVERALL		0-4-0		3-2-0		3-2-0		
3-4-0	0-1-0		0-0-0		HOME		0-0-0		1-2-0		2-1-0		
3-6-0	0-1-0		0-1-0		AWAY		0-3-0		2-0-0		1-1-0		
0-1-0	0-0-0		0-0-0		NEUTRAL		0-1-0		0-0-0		0-0-0		
2-6-0	0-1-0		0-1-0		NON-CONFERENCE		0-4-0		1-0-0		1-0-0		
2-0-0	0-0-0		0-0-0		HOME		0-0-0		1-0-0		1-0-0		
0-5-0	0-1-0		0-0-		AWAY		0-3-0		0-0-0		0-0-0		
0-1-0	0-0-0		0-0-0		NEUTRAL		0-1-0		0-0-0		0-0-0		
4-5-0	0-1-0		0-0-0		CONFERENCE		0-0-0		2-2-0		2-2-0		
1-4-0	0-1-0		0-0-0		HOME		0-0-0		0-2-0		1-1-0		
3-1-0	0-0-0		0-0-0		AWAY		0-0-0		2-0-0		1-1-0		
0-0-0	0-0-0		0-0-0		NEUTRAL		0-0-0		0-0-0		0-0-0		
RPI S	Opponent	Score	RPI S	Opponent	Score	RPI S	Opponent	Score	RPI S	Opponent	Score		
20 H	Coastal Caro.	0 6	32 A	Wake Forest	0 1	58 A	Appalachian St.	0 3	117 H	Radford	1 3		
23 A	Furman	0 2				71 A	Marshall	0 4	125 H	Campbell	1 3		
						91 A	Davidson	0 2	135 H	Ga. Southern	5 4		
						92 N	Col. of Charleston	1 4	137 A	Gardner-Webb	1 0		
									147 A	Liberty	1 0		
									157 H	Wofford	3 2		
									158 A	High Point	0 6		
									178 H	UNC Asheville	0 2		
									193 H	Presbyterian	2 1		
									203 A	VMI	1 0		
LAST 10 GAMES						117 H	Radford	1 3	125 H	Campbell	1 3		
						137 A	Gardner-Webb	1 0	178 H	UNC Asheville	0 2		
						20 H	Coastal Caro.	0 6	203 A	VMI	1 0		
						193 H	Presbyterian	2 1	58 A	Appalachian St.	0 3		
						147 A	Liberty	1 0	158 A	High Point	0 6		

Non-Div. I Games: Brevard 2 0

Winthrop

Average RPI Win: 145		WON-LOST	WINNING	LAST 10	STRENGTH OF		OPP. STRENGTH	TEAM	ADJ	CONF.	ADJ CONF.
Average RPI Loss: 112		RECORD	PCT. RANK	GAMES	SCHEDULE		OF SCHEDULE	RPI	RPI	RPI	RPI
DIV. I ONLY		6-9-3	.41667	132	2-5-3		165	159	163	.43171	162
DIV. I NON-CONF.		4-6-0	.4	135	0-2-0		174	167	165	.43083	165
TOTALS		RPI 1-25	RPI 26-50		W-L RECORDS		RPI 51-100		RPI 101-150		RPI 150+
6-9-3	0-0-0	0-0-0		OVERALL		1-4-1		3-4-1		2-1-1	
2-2-1	0-0-0	0-0-0		HOME		0-1-0		2-1-1		0-0-0	
2-7-2	0-0-0	0-0-0		AWAY		0-3-1		1-3-0		1-1-1	
2-0-0	0-0-0	0-0-0		NEUTRAL		1-0-0		0-0-0		1-0-0	
4-6-0	0-0-0	0-0-0		NON-CONFERENCE		1-3-0		1-2-0		2-1-0	
1-1-0	0-0-0	0-0-0		HOME		0-0-0		1-1-0		0-0-0	
1-5-0	0-0-0	0-0-		AWAY		0-3-0		0-1-0		1-1-0	
2-0-0	0-0-0	0-0-0		NEUTRAL		1-0-0		0-0-0		1-0-0	
2-3-3	0-0-0	0-0-0		CONFERENCE		0-1-1		2-2-1		0-0-1	
1-1-1	0-0-0	0-0-0		HOME		0-1-0		1-0-1		0-0-0	
1-2-2	0-0-0	0-0-0		AWAY		0-0-1		1-2-0		0-0-1	
0-0-0	0-0-0	0-0-0		NEUTRAL		0-0-0		0-0-0		0-0-0	
RPI S	Opponent	Score	RPI S	Opponent	Score	RPI S	Opponent	Score	RPI S	Opponent	Score
						73 A	Hofstra	2 3	107 H	Hartwick	1 2
						80 N	Central Conn. St.	2 0	112 A	UMBC	1 2
						90 H	Boston U.	1 2	121 A	Vermont	1 3
						94 A	Lehigh	0 2	121 A	Vermont	3 2
						97 A	Stony Brook	0 0	128 H	New Hampshire	1 0
						100 A	Colgate	0 3	133 A	Towson	1 4
									134 H	Hartford	1 1
									146 H	Buffalo	2 1
									164 A	Binghamton	0 0
									174 A	Siena	0 1
									195 N	Rider	3 1
									198 A	NJIT	4 1
LAST 10 GAMES											
						121 A	Vermont	3 2	164 A	Binghamton	0 0
						128 H	New Hampshire	1 0	97 A	Stony Brook	0 0
						121 A	Vermont	1 3	134 H	Hartford	1 1
						90 H	Boston U.	1 2	100 A	Colgate	0 3
						94 A	Lehigh	0 2	112 A	UMBC	1 2

Non-Div. I Games:

Albany (NY)

Average RPI Win:	130	WON-LOST RECORD	WINNING PCT. RANK	LAST 10 GAMES	STRENGTH OF SCHEDULE	OPP. STRENGTH OF SCHEDULE	TEAM RPI	ADJ RPI	CONF. RPI	ADJ CONF. RPI	
DIV. I ONLY		5-11-1	.32353 167	4-6-0	112	138	165	.43137 163	15	16	
DIV. I NON-CONF.		2-6-1	.27778 173	1-1-0	114	116	168	.42497 168	15	15	
<hr/>											
TOTALS	RPI 1-25	RPI 26-50		W-L RECORDS	RPI 51-100		RPI 101-150		RPI 150+		
5-11-1	0-0-0	0-2-0		OVERALL	2-3-1		1-4-0		2-2-0		
3-5-1	0-0-0	0-0-0		HOME	1-1-1		0-2-0		2-2-0		
2-4-0	0-0-0	0-1-0		AWAY	1-2-0		1-1-0		0-0-0		
0-2-0	0-0-0	0-1-0		NEUTRAL	0-0-0		0-1-0		0-0-0		
<hr/>											
2-6-1	0-0-0	0-2-0		NON-CONFERENCE	1-1-1		0-1-0		1-2-0		
1-3-1	0-0-0	0-0-0		HOME	0-1-1		0-0-0		1-2-0		
1-1-0	0-0-0	0-0-		AWAY	1-0-0		0-0-0		0-0-0		
0-2-0	0-0-0	0-1-0		NEUTRAL	0-0-0		0-1-0		0-0-0		
<hr/>											
3-5-0	0-0-0	0-0-0		CONFERENCE	1-2-0		1-3-0		1-0-0		
2-2-0	0-0-0	0-0-0		HOME	1-0-0		0-2-0		1-0-0		
1-3-0	0-0-0	0-0-0		AWAY	0-2-0		1-1-0		0-0-0		
0-0-0	0-0-0	0-0-0		NEUTRAL	0-0-0		0-0-0		0-0-0		
<hr/>											
RPI S	Opponent	Score	RPI S	Opponent	Score	RPI S	Opponent	Score	RPI S	Opponent	Score
			27 A	Bradley	1 2	52 A	Portland	3 0	122 H	Valparaiso	0 1
			44 N	Washington	0 1	55 H	Drake	1 2	127 N	Evansville	0 4
						67 A	Green Bay	1 2	129 H	Butler	1 3
						78 H	Ill.-Chicago	1 0	138 A	Cleveland St.	0 4
						82 A	Wright St.	1 3	141 A	Milwaukee	2 0
						96 H	DePaul	1 1	169 H	Western Mich.	0 4
									171 H	Eastern Ill.	0 1
									187 H	Oakland	1 0
									191 H	Detroit	1 0
<hr/>											
			LAST 10 GAMES								
			78 H	Ill.-Chicago	1 0	171 H	Eastern Ill.	0 1			
			141 A	Milwaukee	2 0	138 A	Cleveland St.	0 4			
			122 H	Valparaiso	0 1	187 H	Oakland	1 0			
			82 A	Wright St.	1 3	129 H	Butler	1 3			
			191 H	Detroit	1 0	67 A	Green Bay	1 2			

Non-Div. I Games:

Loyola Chicago

Average RPI Win:	160	WON-LOST RECORD	WINNING PCT. RANK	LAST 10 GAMES	STRENGTH OF SCHEDULE	OPP. STRENGTH OF SCHEDULE	TEAM RPI	ADJ RPI	CONF. RPI	ADJ CONF. RPI			
DIV. I ONLY		5-10-2	.35294	159	2-6-2	149	144	172	.42859	164	16	15	
DIV. I NON-CONF.		4-5-1	.45	116	1-1-1	144	147	144	.46234	139	14	14	
<hr/>													
TOTALS	RPI 1-25	RPI 26-50		W-L RECORDS		RPI 51-100		RPI 101-150		RPI 150+			
5-10-2	0-0-0	0-2-0		OVERALL		1-3-1		1-5-0		3-0-1			
2-3-2	0-0-0	0-0-0		HOME		1-1-1		0-2-0		1-0-1			
2-7-0	0-0-0	0-2-0		AWAY		0-2-0		1-3-0		1-0-0			
1-0-0	0-0-0	0-0-0		NEUTRAL		0-0-0		0-0-0		1-0-0			
<hr/>													
4-5-1	0-0-0	0-2-0		NON-CONFERENCE		0-2-1		1-1-0		3-0-0			
1-2-1	0-0-0	0-0-0		HOME		0-1-1		0-1-0		1-0-0			
2-3-0	0-0-0	0-0-		AWAY		0-1-0		1-0-0		1-0-0			
1-0-0	0-0-0	0-0-0		NEUTRAL		0-0-0		0-0-0		1-0-0			
<hr/>													
1-5-1	0-0-0	0-0-0		CONFERENCE		1-1-0		0-4-0		0-0-1			
1-1-1	0-0-0	0-0-0		HOME		1-0-0		0-1-0		0-0-1			
0-4-0	0-0-0	0-0-0		AWAY		0-1-0		0-3-0		0-0-0			
0-0-0	0-0-0	0-0-0		NEUTRAL		0-0-0		0-0-0		0-0-0			
<hr/>													
RPI	S	Opponent	Score	RPI	S	Opponent	Score	RPI	S	Opponent	Score		
				26	A	West Virginia	1 2	63	A	Cornell	0 4		
				43	A	Ohio St.	1 2	80	H	Central Conn. St.	0 1		
								90	H	Boston U.	5 1		
								97	A	Stony Brook	1 2		
								100	H	Colgate	1 1		
										112	H	UMBC	0 1
										121	A	Vermont	0 3
										126	H	Adelphi	1 2
										128	A	New Hampshire	0 3
										134	A	Hartford	1 2
										143	A	Bucknell	3 1
										162	H	Albany (NY)	0 0
										177	A	Syracuse	2 1
										195	H	Rider	1 0
										196	N	Houston Baptist	4 1
<hr/>													
LAST 10 GAMES													
				90	H	Boston U.	5 1	112	H	UMBC	0 1		
				134	A	Hartford	1 2	128	A	New Hampshire	0 3		
				97	A	Stony Brook	1 2	121	A	Vermont	0 3		
				100	H	Colgate	1 1	177	A	Syracuse	2 1		
				162	H	Albany (NY)	0 0	126	H	Adelphi	1 2		

Non-Div. I Games:

Binghamton

Average RPI Win: 152		WON-LOST	WINNING	LAST 10	STRENGTH OF		OPP. STRENGTH	TEAM	ADJ	CONF.	ADJ CONF.
Average RPI Loss: 105		RECORD	PCT. RANK	GAMES	SCHEDULE		OF SCHEDULE	RPI	RPI	RPI	RPI
DIV. I ONLY		7-9-2	.44444	125	3-5-2		166	196	156	.42672	165
DIV. I NON-CONF.		5-5-0	.5	88	1-1-0		137	197	129	.46577	132
TOTALS		RPI 1-25	RPI 26-50		W-L RECORDS		RPI 51-100		RPI 101-150		RPI 150+
7-9-2		0-0-0	0-3-0		OVERALL		2-1-0		1-4-1		4-1-1
6-4-1		0-0-0	0-1-0		HOME		1-0-0		1-3-1		4-0-0
1-5-1		0-0-0	0-2-0		AWAY		1-1-0		0-1-0		0-1-1
0-0-0		0-0-0	0-0-0		NEUTRAL		0-0-0		0-0-0		0-0-0
5-5-0		0-0-0	0-2-0		NON-CONFERENCE		1-0-0		1-3-0		3-0-0
4-3-0		0-0-0	0-1-0		HOME		0-0-0		1-2-0		3-0-0
1-2-0		0-0-0	0-0-		AWAY		1-0-0		0-1-0		0-0-0
0-0-0		0-0-0	0-0-0		NEUTRAL		0-0-0		0-0-0		0-0-0
2-4-2		0-0-0	0-1-0		CONFERENCE		1-1-0		0-1-1		1-1-1
2-1-1		0-0-0	0-0-0		HOME		1-0-0		0-1-1		1-0-0
0-3-1		0-0-0	0-1-0		AWAY		0-1-0		0-0-0		0-1-1
0-0-0		0-0-0	0-0-0		NEUTRAL		0-0-0		0-0-0		0-0-0
RPI S	Opponent	Score	RPI S	Opponent	Score	RPI S	Opponent	Score	RPI S	Opponent	Score
			35 H	Memphis	2 3	75 H	East Tenn. St.	3 1	116 H	Jacksonville	1 1
			42 A	UCF	1 3	81 A	Missouri St.	2 1	127 H	Evansville	1 4
			50 A	Fla. Gulf Coast	1 3	85 A	Stetson	0 2	135 H	Ga. Southern	0 1
									140 A	SIU Edwardsville	0 2
									142 H	Mercer	1 2
									150 H	Bowling Green	3 2
									171 H	Eastern Ill.	3 0
									180 H	IPFW	4 0
									181 A	S.C. Upstate	0 0
									186 A	Lipscomb	1 2
									201 H	North Florida	2 0
									203 H	VMI	2 1
LAST 10 GAMES											
			171 H	Eastern Ill.	3 0	201 H	North Florida	2 0			
			142 H	Mercer	1 2	186 A	Lipscomb	1 2			
			50 A	Fla. Gulf Coast	1 3	181 A	S.C. Upstate	0 0			
			85 A	Stetson	0 2	75 H	East Tenn. St.	3 1			
			116 H	Jacksonville	1 1	127 H	Evansville	1 4			

Non-Div. I Games:

Belmont

[illegible]

Non-Div. I Games:

Gonzaga

Average RPI Win:	158	WON-LOST	WINNING	LAST 10	STRENGTH OF	OPP. STRENGTH	TEAM	ADJ	CONF.	ADJ CONF.	
Average RPI Loss:	119	RECORD	PCT. RANK	GAMES	SCHEDULE	OF SCHEDULE	RPI	RPI	RPI	RPI	
DIV. I ONLY		6-10-2	.38889 143	5-4-1	140	190	159	.42433 167	22	22	
DIV. I NON-CONF.		4-7-1	.375 144	3-1-0	97	139	141	.45786 144	22	22	
<hr/>											
TOTALS	RPI 1-25	RPI 26-50		W-L RECORDS		RPI 51-100		RPI 101-150		RPI 150+	
6-10-2	0-1-0	0-0-0		OVERALL		0-2-1		3-4-0		3-3-1	
5-2-0	0-0-0	0-0-0		HOME		0-1-0		2-0-0		3-1-0	
1-7-2	0-1-0	0-0-0		AWAY		0-1-1		1-3-0		0-2-1	
0-1-0	0-0-0	0-0-0		NEUTRAL		0-0-0		0-1-0		0-0-0	
<hr/>											
4-7-1	0-1-0	0-0-0		NON-CONFERENCE		0-2-1		3-3-0		1-1-0	
3-1-0	0-0-0	0-0-0		HOME		0-1-0		2-0-0		1-0-0	
1-5-1	0-1-0	0-0-		AWAY		0-1-1		1-2-0		0-1-0	
0-1-0	0-0-0	0-0-0		NEUTRAL		0-0-0		0-1-0		0-0-0	
<hr/>											
2-3-1	0-0-0	0-0-0		CONFERENCE		0-0-0		0-1-0		2-2-1	
2-1-0	0-0-0	0-0-0		HOME		0-0-0		0-0-0		2-1-0	
0-2-1	0-0-0	0-0-0		AWAY		0-0-0		0-1-0		0-1-1	
0-0-0	0-0-0	0-0-0		NEUTRAL		0-0-0		0-0-0		0-0-0	
<hr/>											
RPI S	Opponent	Score		RPI S	Opponent	Score		RPI S	Opponent	Score	
11 A	Louisville	0 2				62 A	Xavier	0 1	108 A	Western Ill.	0 1
						69 A	Kentucky	2 2	122 A	Valparaiso	0 1
						82 H	Wright St.	0 1	127 N	Evansville	0 2
									129 H	Butler	3 0
									138 A	Cleveland St.	1 0
									147 H	Liberty	1 0
									150 A	Bowling Green	0 1
									152 A	Cincinnati	1 4
									169 H	Western Mich.	1 0
									171 A	Eastern Ill.	0 0
									180 H	IPFW	4 3
									184 H	UMKC	1 0
									185 H	Oral Roberts	1 3
									187 A	Oakland	0 2
<hr/>											
				LAST 10 GAMES							
				187 A	Oakland	0 2	169 H	Western Mich.	1 0		
				185 H	Oral Roberts	1 3	184 H	UMKC	1 0		
				180 H	IPFW	4 3	129 H	Butler	3 0		
				138 A	Cleveland St.	1 0	150 A	Bowling Green	0 1		
				108 A	Western Ill.	0 1	171 A	Eastern Ill.	0 0		

Non-Div. I Games:

IUPUI

Average RPI Win: 86		WON-LOST	WINNING	LAST 10	STRENGTH OF		OPP. STRENGTH	TEAM	ADJ		CONF.	ADJ CONF.
Average RPI Loss: 75		RECORD	PCT. RANK	GAMES	SCHEDULE		OF SCHEDULE	RPI	RPI		RPI	RPI
DIV. I ONLY		2-13-2	.17647	196	1-9-0		39	77	176		.42265	168
DIV. I NON-CONF.		1-4-2	.28571	171	0-0-0		43	20	128		.46907	130
TOTALS		RPI 1-25	RPI 26-50		W-L RECORDS		RPI 51-100		RPI 101-150		RPI 150+	
2-13-2		0-3-0	0-3-2		OVERALL		2-2-0		0-3-0		0-2-0	
1-5-1		0-1-0	0-1-1		HOME		1-0-0		0-1-0		0-2-0	
1-8-1		0-2-0	0-2-1		AWAY		1-2-0		0-2-0		0-0-0	
0-0-0		0-0-0	0-0-0		NEUTRAL		0-0-0		0-0-0		0-0-0	
1-4-2		0-2-0	0-1-2		NON-CONFERENCE		1-0-0		0-0-0		0-1-0	
0-1-1		0-0-0	0-0-1		HOME		0-0-0		0-0-0		0-1-0	
1-3-1		0-2-0	0-1-		AWAY		1-0-0		0-0-0		0-0-0	
0-0-0		0-0-0	0-0-0		NEUTRAL		0-0-0		0-0-0		0-0-0	
1-9-0		0-1-0	0-2-0		CONFERENCE		1-2-0		0-3-0		0-1-0	
1-4-0		0-1-0	0-1-0		HOME		1-0-0		0-1-0		0-1-0	
0-5-0		0-0-0	0-1-0		AWAY		0-2-0		0-2-0		0-0-0	
0-0-0		0-0-0	0-0-0		NEUTRAL		0-0-0		0-0-0		0-0-0	
RPI S	Opponent	Score	RPI S	Opponent	Score	RPI S	Opponent	Score	RPI S	Opponent	Score	
6 H	New Mexico	1 2	44 H	Washington	0 0	66 A	Air Force	1 2	101 A	Denver	0 1	
10 A	UC Santa Barbara	1 3	45 A	Cal St. Northridge	0 3	83 A	Sacramento St.	1 2	119 A	San Jose St.	1 2	
16 A	UCLA	1 2	46 A	CSU Bakersfield	0 3	83 H	Sacramento St.	2 0	119 H	San Jose St.	1 2	
			46 H	CSU Bakersfield	3 4	89 A	Cal Poly	2 1	151 H	UNLV	2 3	
			49 A	UC Davis	1 1				166 H	Gonzaga	0 3	
LAST 10 GAMES												
			46 H	CSU Bakersfield	3 4	83 H	Sacramento St.	2 0				
			101 A	Denver	0 1	119 H	San Jose St.	1 2				
			66 A	Air Force	1 2	83 A	Sacramento St.	1 2				
			151 H	UNLV	2 3	119 A	San Jose St.	1 2				
			6 H	New Mexico	1 2	46 A	CSU Bakersfield	0 3				

Non-Div. I Games:

Seattle

Average RPI Win:	135	WON-LOST RECORD	WINNING PCT. RANK	LAST 10 GAMES	STRENGTH OF SCHEDULE	OPP. STRENGTH OF SCHEDULE	TEAM RPI	ADJ RPI	CONF. RPI	ADJ CONF. RPI		
DIV. I ONLY		6-11-2	.36842	151	3-4-2	145	140	166	.41948	169	12	13
DIV. I NON-CONF.		4-9-0	.30769	166	1-3-0	175	157	184	.38777	190	13	13
<hr/>												
TOTALS	RPI 1-25	RPI 26-50		W-L RECORDS		RPI 51-100		RPI 101-150		RPI 150+		
6-11-2	0-1-0	0-1-0		OVERALL		1-2-0		4-2-2		1-5-0		
4-4-0	0-1-0	0-0-0		HOME		1-0-0		3-1-0		0-2-0		
2-6-2	0-0-0	0-1-0		AWAY		0-1-0		1-1-2		1-3-0		
0-1-0	0-0-0	0-0-0		NEUTRAL		0-1-0		0-0-0		0-0-0		
<hr/>												
4-9-0	0-0-0	0-0-0		NON-CONFERENCE		1-2-0		2-2-0		1-5-0		
2-3-0	0-0-0	0-0-0		HOME		1-0-0		1-1-0		0-2-0		
2-5-0	0-0-0	0-0-		AWAY		0-1-0		1-1-0		1-3-0		
0-1-0	0-0-0	0-0-0		NEUTRAL		0-1-0		0-0-0		0-0-0		
<hr/>												
2-2-2	0-1-0	0-1-0		CONFERENCE		0-0-0		2-0-2		0-0-0		
2-1-0	0-1-0	0-0-0		HOME		0-0-0		2-0-0		0-0-0		
0-1-2	0-0-0	0-1-0		AWAY		0-0-0		0-0-2		0-0-0		
0-0-0	0-0-0	0-0-0		NEUTRAL		0-0-0		0-0-0		0-0-0		
<hr/>												
RPI	S	Opponent	Score	RPI	S	Opponent	Score	RPI	S	Opponent	Score	
21	H	Akron	0 3	31	A	Northern Ill.	0 3	53	N	Marquette	2 3	
								65	A	Michigan St.	1 2	
								82	H	Wright St.	1 0	
	</											

Non-Div. I Games:

Western Mich.

Average RPI Win: 179		WON-LOST	WINNING	LAST 10	STRENGTH OF		OPP. STRENGTH	TEAM	ADJ		CONF.	ADJ CONF.					
Average RPI Loss: 90		RECORD	PCT. RANK	GAMES	SCHEDULE		OF SCHEDULE	RPI	RPI	RPI	RPI						
DIV. I ONLY		5-13-1	.28947	175	4-4-1		99	184	173	.41771	170	20	20				
DIV. I NON-CONF.		1-9-0	.1	200	0-0-0		94	189	197	.37908	195	18	17				
<hr/>																	
TOTALS		RPI 1-25		RPI 26-50		W-L RECORDS		RPI 51-100		RPI 101-150		RPI 150+					
5-13-1		0-2-0		0-1-0		OVERALL		0-5-1		0-3-0		5-2-0					
3-5-1		0-0-0		0-0-0		HOME		0-2-1		0-3-0		3-0-0					
2-6-0		0-2-0		0-0-0		AWAY		0-3-0		0-0-0		2-1-0					
0-2-0		0-0-0		0-1-0		NEUTRAL		0-0-0		0-0-0		0-1-0					
<hr/>																	
1-9-0		0-1-0		0-1-0		NON-CONFERENCE		0-3-0		0-2-0		1-2-0					
1-3-0		0-0-0		0-0-0		HOME		0-1-0		0-2-0		1-0-0					
0-4-0		0-1-0		0-0-		AWAY		0-2-0		0-0-0		0-1-0					
0-2-0		0-0-0		0-1-0		NEUTRAL		0-0-0		0-0-0		0-1-0					
<hr/>																	
4-4-1		0-1-0		0-0-0		CONFERENCE		0-2-1		0-1-0		4-0-0					
2-2-1		0-0-0		0-0-0		HOME		0-1-1		0-1-0		2-0-0					
2-2-0		0-1-0		0-0-0		AWAY		0-1-0		0-0-0		2-0-0					
0-0-0		0-0-0		0-0-0		NEUTRAL		0-0-0		0-0-0		0-0-0					
<hr/>																	
RPI	S	Opponent		Score		RPI	S	Opponent		Score		RPI	S	Opponent		Score	
9	A	Charlotte		0	1	39	N	Notre Dame		1	4	61	H	Fordham		0	1
19	A	Indiana		0	6							62	H	Xavier		2	2
												67	A	Green Bay		1	2
												69	A	Kentucky		0	2
												78	H	Ill.-Chicago		1	2
												86	A	Saint Louis		1	3
												108	H	Western Ill.		1	2
												131	H	La Salle		0	2
												140	H	SIU Edwardsville		0	1
												153	A	Temple		1	0
												156	H	George Washington		3	0
												171	N	Eastern Ill.		0	1
												187	A	Oakland		0	2
												188	H	Richmond		2	1
												196	H	Houston Baptist		2	0
												202	A	Saint Joseph's		3	0
<hr/>																	
LAST 10 GAMES																	
62 H Xavier						2	2	188 H Richmond						2	1		
9 A Charlotte						0	1	156 H George Washington						3	0		
86 A Saint Louis						1	3	61 H Fordham						0	1		
153 A Temple						1	0	131 H La Salle						0	2		
202 A Saint Joseph's						3	0	140 H SIU Edwardsville						0	1		

Non-Div. I Games:

Dayton

Average RPI Win: 158		WON-LOST	WINNING	LAST 10	STRENGTH OF		OPP. STRENGTH	TEAM	ADJ		CONF.	ADJ CONF.			
Average RPI Loss: 136		RECORD	PCT. RANK	GAMES	SCHEDULE		OF SCHEDULE	RPI	RPI		RPI	RPI			
DIV. I ONLY		7-9-1	.44118	130	4-5-1		194	180	169	.4176	171	22	22		
DIV. I NON-CONF.		6-5-0	.54545	84	3-1-0		171	120	124	.47801	123	22	22		
<hr/>															
TOTALS		RPI 1-25		RPI 26-50		W-L RECORDS		RPI 51-100		RPI 101-150		RPI 150+			
7-9-1		0-0-0		1-1-0		OVERALL		0-0-0		0-4-0		6-4-1			
2-1-1		0-0-0		0-0-0		HOME		0-0-0		0-0-0		2-1-1			
4-6-0		0-0-0		1-1-0		AWAY		0-0-0		0-2-0		3-3-0			
1-2-0		0-0-0		0-0-0		NEUTRAL		0-0-0		0-2-0		1-0-0			
<hr/>															
6-5-0		0-0-0		1-1-0		NON-CONFERENCE		0-0-0		0-3-0		5-1-0			
1-0-0		0-0-0		0-0-0		HOME		0-0-0		0-0-0		1-0-0			
4-3-0		0-0-0		1-0-		AWAY		0-0-0		0-1-0		3-1-0			
1-2-0		0-0-0		0-0-0		NEUTRAL		0-0-0		0-2-0		1-0-0			
<hr/>															
1-4-1		0-0-0		0-0-0		CONFERENCE		0-0-0		0-1-0		1-3-1			
1-1-1		0-0-0		0-0-0		HOME		0-0-0		0-0-0		1-1-1			
0-3-0		0-0-0		0-0-0		AWAY		0-0-0		0-1-0		0-2-0			
0-0-0		0-0-0		0-0-0		NEUTRAL		0-0-0		0-0-0		0-0-0			
<hr/>															
RPI	S	Opponent	Score	RPI	S	Opponent	Score	RPI	S	Opponent	Score	RPI	S	Opponent	Score
				27	A	Bradley	1 2			104	N	Niagara	0	2	
				41	A	Northwestern	2 1			108	A	Western Ill.	0	3	
										127	A	Evansville	2	3	
										140	N	SIU Edwardsville	1	3	
										163	A	Loyola Chicago	1	0	
										165	A	Belmont	0	3	
										167	H	IUPUI	0	0	
										169	A	Western Mich.	3	1	
										170	N	Dayton	1	0	
										180	A	IPFW	1	2	
										184	A	UMKC	1	3	
										185	H	Oral Roberts	2	1	
										186	H	Lipscomb	2	1	
										187	H	Oakland	0	2	
										189	A	Central Ark.	3	2	
<hr/>															
LAST 10 GAMES															
				180	A	IPFW	1 2	163	A	Loyola Chicago	1 0				
				165	A	Belmont	0 3	185	H	Oral Roberts	2 1				
				187	H	Oakland	0 2	108	A	Western Ill.	0 3				
				169	A	Western Mich.	3 1	167	H	IUPUI	0 0				
				184	A	UMKC	1 3	186	H	Lipscomb	2 1				

Non-Div. I Games:

Eastern Ill.

Average RPI Win: 116		WON-LOST	WINNING		LAST 10	STRENGTH OF		OPP. STRENGTH	TEAM	ADJ	CONF.	ADJ CONF.		
Average RPI Loss: 96		RECORD	PCT. RANK		GAMES	SCHEDULE		OF SCHEDULE	RPI	RPI	RPI	RPI		
DIV. I ONLY		5-14-1	.275	181	5-4-1	59		198	161	.41637	172	18	19	
DIV. I NON-CONF.		0-9-0	0	202	0-0-0	61		181	201	.36929	199	20	20	
TOTALS		RPI 1-25	RPI 26-50		W-L RECORDS		RPI 51-100		RPI 101-150		RPI 150+			
5-14-1	0-1-0	0-2-0		OVERALL		2-7-0		2-1-0		1-4-1				
1-6-1	0-0-0	0-0-0		HOME		0-3-0		1-0-0		0-3-1				
2-8-0	0-1-0	0-1-0		AWAY		0-4-0		1-1-0		1-1-0				
2-1-0	0-0-0	0-1-0		NEUTRAL		2-0-0		0-0-0		0-0-0				
0-9-0	0-1-0	0-0-0		NON-CONFERENCE		0-5-0		0-1-0		0-2-0				
0-3-0	0-0-0	0-0-0		HOME		0-2-0		0-0-0		0-1-0				
0-6-0	0-1-0	0-0-		AWAY		0-3-0		0-1-0		0-1-0				
0-0-0	0-0-0	0-0-0		NEUTRAL		0-0-0		0-0-0		0-0-0				
5-6-1	0-0-0	0-2-0		CONFERENCE		2-2-0		2-0-0		1-2-1				
1-3-1	0-0-0	0-0-0		HOME		0-1-0		1-0-0		0-2-1				
2-2-0	0-0-0	0-1-0		AWAY		0-1-0		1-0-0		1-0-0				
2-1-0	0-0-0	0-1-0		NEUTRAL		2-0-0		0-0-0		0-0-0				
RPI	S	Opponent	Score		RPI	S	Opponent	Score		RPI	S	Opponent	Score	
3	A	Connecticut	0	3	36	A	Fairfield	0	2	57	A	Iona	0	2
					36	N	Fairfield	1	3					
										104	A	Niagara	1	0
										118	A	San Diego St.	0	4
										123	H	Marist	1	0
										174	H	Siena	1	1
										179	A	Army	0	1
										183	H	Saint Peter's	0	1
										194	H	Bryant	0	1
										195	H	Rider	0	1
										197	A	Canisius	2	1
LAST 10 GAMES														
					36	N	Fairfield	1	3	123	H	Marist	1	0
					57	N	Iona	1	0	174	H	Siena	1	1
					99	N	Loyola Maryland	1	0	104	A	Niagara	1	0
					57	A	Iona	0	2	197	A	Canisius	2	1
					36	A	Fairfield	0	2	195	H	Rider	0	1

Non-Div. I Games:

Manhattan

Average RPI Win:		172	WON-LOST RECORD		WINNING PCT. RANK		LAST 10 GAMES		STRENGTH OF SCHEDULE		OPP. STRENGTH OF SCHEDULE		TEAM RPI		ADJ RPI		CONF. RPI		ADJ CONF. RPI								
Average RPI Loss:		94																									
DIV. I ONLY			4-12-1		.26471	183	0-10-0		108		176		179		.41589		173	14		14							
DIV. I NON-CONF.			4-2-1		.64286	54	0-0-0		110		183		73		.52083		73	17		18							
TOTALS		RPI 1-25		RPI 26-50		W-L RECORDS		RPI 51-100		RPI 101-150		RPI 150+															
4-12-1		0-1-0		0-1-0		OVERALL		0-4-0		1-4-1		3-2-0															
2-5-1		0-0-0		0-1-0		HOME		0-2-0		0-1-1		2-1-0															
2-7-0		0-1-0		0-0-0		AWAY		0-2-0		1-3-0		1-1-0															
0-0-0		0-0-0		0-0-0		NEUTRAL		0-0-0		0-0-0		0-0-0															
4-2-1		0-1-0		0-0-0		NON-CONFERENCE		0-0-0		1-1-1		3-0-0															
2-0-1		0-0-0		0-0-0		HOME		0-0-0		0-0-1		2-0-0															
2-2-0		0-1-0		0-0-		AWAY		0-0-0		1-1-0		1-0-0															
0-0-0		0-0-0		0-0-0		NEUTRAL		0-0-0		0-0-0		0-0-0															
0-10-0		0-0-0		0-1-0		CONFERENCE		0-4-0		0-3-0		0-2-0															
0-5-0		0-0-0		0-1-0		HOME		0-2-0		0-1-0		0-1-0															
0-5-0		0-0-0		0-0-0		AWAY		0-2-0		0-2-0		0-1-0															
0-0-0		0-0-0		0-0-0		NEUTRAL		0-0-0		0-0-0		0-0-0															
RPI	S	Opponent		Score		RPI	S	Opponent		Score		RPI	S	Opponent		Score											
5	A	South Fla.		1	3	33	H	Monmouth		0	1	59	H	Fairleigh Dickinson		1	2	104	A	Niagara		0	2				
												74	H	Sacred Heart		0	1	105	A	Saint Francis (PA)		0	1				
												76	A	St. Francis (NY)		0	1	111	H	Mt. St. Mary's		0	1				
												80	A	Central Conn. St.		0	3	130	A	Quinnipiac		1	2				
																		138	A	Cleveland St.		2	1				
																		146	H	Buffalo		1	1				
																		159	A	Long Island		1	2				
																		175	H	Duquesne		3	2				
																		176	H	Pittsburgh		2	1				
																		194	H	Bryant		0	1				
																		197	A	Canisius		2	0				
						LAST 10 GAMES																					
						105 A Saint Francis (PA)						0	1	76 A St. Francis (NY)						0	1						
						111 H Mt. St. Mary's						0	1	130 A Quinnipiac						1	2						
						33 H Monmouth						0	1	80 A Central Conn. St.						0	3						
						194 H Bryant						0	1	59 H Fairleigh Dickinson						1	2						
						159 A Long Island						1	2	74 H Sacred Heart						0	1						

Non-Div. I Games:

Robert Morris

Average RPI Win: 124		WON-LOST	WINNING	LAST 10	STRENGTH OF	OPP. STRENGTH	TEAM	ADJ	CONF.	ADJ CONF.		
Average RPI Loss: 128		RECORD	PCT. RANK	GAMES	SCHEDULE	OF SCHEDULE	RPI	RPI	RPI	RPI		
DIV. I ONLY		5-9-4	.38889	143	2-4-4	153	185	170	.41387	174	18	19
DIV. I NON-CONF.		3-4-0	.42857	129	0-0-0	151	177	153	.45262	150	20	20
<hr/>												
TOTALS		RPI 1-25		RPI 26-50		W-L RECORDS		RPI 51-100		RPI 101-150		RPI 150+
5-9-4		0-0-0		1-1-0		OVERALL		1-1-1		0-5-1		3-2-2
3-3-1		0-0-0		0-1-0		HOME		1-1-0		0-1-0		2-0-1
0-6-2		0-0-0		0-0-0		AWAY		0-0-0		0-4-1		0-2-1
2-0-1		0-0-0		1-0-0		NEUTRAL		0-0-1		0-0-0		1-0-0
3-4-0		0-0-0		1-0-0		NON-CONFERENCE		0-0-0		0-4-0		2-0-0
2-1-0		0-0-0		0-0-0		HOME		0-0-0		0-1-0		2-0-0
0-3-0		0-0-0		0-0-		AWAY		0-0-0		0-3-0		0-0-0
1-0-0		0-0-0		1-0-0		NEUTRAL		0-0-0		0-0-0		0-0-0
2-5-4		0-0-0		0-1-0		CONFERENCE		1-1-1		0-1-1		1-2-2
1-2-1		0-0-0		0-1-0		HOME		1-1-0		0-0-0		0-0-1
0-3-2		0-0-0		0-0-0		AWAY		0-0-0		0-1-1		0-2-1
1-0-1		0-0-0		0-0-0		NEUTRAL		0-0-1		0-0-0		1-0-0
RPI S	Opponent	Score	RPI S	Opponent	Score	RPI S	Opponent	Score	RPI S	Opponent	Score	
			36 H	Fairfield	0 1	57 H	Iona	1 0	104 A	Niagara	1 1	
			43 N	Ohio St.	1 0	57 N	Iona	0 0	109 A	Penn St.	0 1	
						99 H	Loyola Maryland	1 2	121 A	Vermont	0 1	
									123 A	Marist	0 1	
									134 A	Hartford	0 1	
									146 H	Buffalo	1 2	
									162 H	Albany (NY)	1 0	
									172 A	Manhattan	1 1	
									177 H	Syracuse	2 1	
									183 A	Saint Peter's	1 2	
									183 N	Saint Peter's	5 1	
									195 H	Rider	0 0	
									197 A	Canisius	1 2	
<hr/>												
LAST 10 GAMES												
			57 N	Iona	0 0	172 A	Manhattan	1 1				
			183 N	Saint Peter's	5 1	57 H	Iona	1 0				
			195 H	Rider	0 0	36 H	Fairfield	0 1				
			99 H	Loyola Maryland	1 2	123 A	Marist	0 1				
			183 A	Saint Peter's	1 2	104 A	Niagara	1 1				

Non-Div. I Games:

Siena

Average RPI Win:	153	WON-LOST RECORD	WINNING PCT. RANK	LAST 10 GAMES	STRENGTH OF SCHEDULE	OPP. STRENGTH OF SCHEDULE	TEAM RPI	ADJ RPI	CONF. RPI	ADJ CONF. RPI		
DIV. I ONLY		7-9-2	.44444	125	5-4-1	180	167	158	.41331	175	20	20
DIV. I NON-CONF.		3-5-1	.38889	141	1-0-0	104	130	142	.44865	152	18	17
<hr/>												
TOTALS	RPI 1-25	RPI 26-50		W-L RECORDS		RPI 51-100		RPI 101-150		RPI 150+		
7-9-2	0-1-0	0-1-0		OVERALL		0-2-1		3-1-0		4-4-1		
7-0-2	0-0-0	0-0-0		HOME		0-0-1		3-0-0		4-0-1		
0-7-0	0-1-0	0-1-0		AWAY		0-1-0		0-0-0		0-4-0		
0-2-0	0-0-0	0-0-0		NEUTRAL		0-1-0		0-1-0		0-0-0		
3-5-1	0-0-0	0-1-0		NON-CONFERENCE		0-1-1		3-1-0		0-2-0		
3-0-1	0-0-0	0-0-0		HOME		0-0-1		3-0-0		0-0-0		
0-3-0	0-0-0	0-0-		AWAY		0-0-0		0-0-0		0-2-0		
0-2-0	0-0-0	0-0-0		NEUTRAL		0-1-0		0-1-0		0-0-0		
4-4-1	0-1-0	0-0-0		CONFERENCE		0-1-0		0-0-0		4-2-1		
4-0-1	0-0-0	0-0-0		HOME		0-0-0		0-0-0		4-0-1		
0-4-0	0-1-0	0-0-0		AWAY		0-1-0		0-0-0		0-2-0		
0-0-0	0-0-0	0-0-0		NEUTRAL		0-0-0		0-0-0		0-0-0		
RPI	S	Opponent	Score	RPI	S	Opponent	Score	RPI	S	Opponent	Score	
9	A	Charlotte	0 1	26	A	West Virginia	1 3	66	N	Air Force	2 3	
								86	A	Saint Louis	1 2	
								97	H	Stony Brook	1 1	
										104	H Niagara	2 0
										122	H Valparaiso	2 1
										146	H Buffalo	2 0
										150	N Bowling Green	0 1
										153	H Temple	2 0
										155	H Rhode Island	5 1
										156	A George Washington	0 1
										173	A Robert Morris	2 3
										176	A Pittsburgh	0 1
										188	A Richmond	1 3
										190	H Massachusetts	4 0
										199	H St. Bonaventure	1 1
										202	H Saint Joseph's	5 0
LAST 10 GAMES												
				156	A	George Washington	0 1	190	H	Massachusetts	4 0	
				188	A	Richmond	1 3	9	A	Charlotte	0 1	
				202	H	Saint Joseph's	5 0	86	A	Saint Louis	1 2	
				153	H	Temple	2 0	199	H	St. Bonaventure	1 1	
				155	H	Rhode Island	5 1	146	H	Buffalo	2 0	

Non-Div. I Games:

Duquesne

Average RPI Win: 148		WON-LOST	WINNING	LAST 10	STRENGTH OF		OPP. STRENGTH	TEAM	ADJ	CONF.	ADJ CONF.			
Average RPI Loss: 80		RECORD	PCT. RANK	GAMES	SCHEDULE		OF SCHEDULE	RPI	RPI	RPI	RPI			
DIV. I ONLY		4-13-1	.25	187	2-7-0		91	105	175	.41214	176	5	4	
DIV. I NON-CONF.		2-6-1	.27778	173	0-1-0		130	190	180	.3995	184	6	5	
<hr/>														
TOTALS		RPI 1-25		RPI 26-50		W-L RECORDS		RPI 51-100		RPI 101-150		RPI 150+		
4-13-1		0-2-0		0-4-0		OVERALL		1-2-0		1-3-1		2-2-0		
3-7-0		0-1-0		0-2-0		HOME		0-1-0		1-2-0		2-1-0		
0-6-0		0-1-0		0-2-0		AWAY		0-1-0		0-1-0		0-1-0		
1-0-1		0-0-0		0-0-0		NEUTRAL		1-0-0		0-0-1		0-0-0		
2-6-1		0-0-0		0-0-0		NON-CONFERENCE		1-1-0		0-3-1		1-2-0		
1-4-0		0-0-0		0-0-0		HOME		0-1-0		0-2-0		1-1-0		
0-2-0		0-0-0		0-0-		AWAY		0-0-0		0-1-0		0-1-0		
1-0-1		0-0-0		0-0-0		NEUTRAL		1-0-0		0-0-1		0-0-0		
2-7-0		0-2-0		0-4-0		CONFERENCE		0-1-0		1-0-0		1-0-0		
2-3-0		0-1-0		0-2-0		HOME		0-0-0		1-0-0		1-0-0		
0-4-0		0-1-0		0-2-0		AWAY		0-1-0		0-0-0		0-0-0		
0-0-0		0-0-0		0-0-0		NEUTRAL		0-0-0		0-0-0		0-0-0		
RPI	S	Opponent		Score	RPI	S	Opponent		Score	RPI	S	Opponent		Score
3	A	Connecticut		0 1	26	H	West Virginia		0 2	53	A	Marquette		0 1
25	H	Providence		0 1	30	A	Rutgers		1 3	66	H	Air Force		1 2
					39	H	Notre Dame		1 3	97	N	Stony Brook		1 0
					48	A	Georgetown		2 6					

Non-Div. I Games:

Pittsburgh

Average RPI Win: 163		WON-LOST	WINNING	LAST 10	STRENGTH OF	OPP. STRENGTH	TEAM	ADJ	CONF.	ADJ CONF.		
Average RPI Loss: 82		RECORD	PCT. RANK	GAMES	SCHEDULE	OF SCHEDULE	RPI	RPI	RPI	RPI		
DIV. I ONLY		3-12-1	.21875	192	1-8-1	119	64	184	.41151	177	5	4
DIV. I NON-CONF.		2-5-0	.28571	171	0-1-0	140	171	178	.41505	176	6	5
<hr/>												
TOTALS		RPI 1-25	RPI 26-50		W-L RECORDS		RPI 51-100		RPI 101-150		RPI 150+	
3-12-1		0-3-1	0-1-0		OVERALL		0-5-0		1-0-0		2-3-0	
3-5-0		0-2-0	0-0-0		HOME		0-2-0		1-0-0		2-1-0	
0-5-1		0-0-1	0-1-0		AWAY		0-2-0		0-0-0		0-2-0	
0-2-0		0-1-0	0-0-0		NEUTRAL		0-1-0		0-0-0		0-0-0	
2-5-0		0-1-0	0-0-0		NON-CONFERENCE		0-2-0		1-0-0		1-2-0	
2-1-0		0-0-0	0-0-0		HOME		0-0-0		1-0-0		1-1-0	
0-2-0		0-0-0	0-0-		AWAY		0-1-0		0-0-0		0-1-0	
0-2-0		0-1-0	0-0-0		NEUTRAL		0-1-0		0-0-0		0-0-0	
1-7-1		0-2-1	0-1-0		CONFERENCE		0-3-0		0-0-0		1-1-0	
1-4-0		0-2-0	0-0-0		HOME		0-2-0		0-0-0		1-0-0	
0-3-1		0-0-1	0-1-0		AWAY		0-1-0		0-0-0		0-1-0	
0-0-0		0-0-0	0-0-0		NEUTRAL		0-0-0		0-0-0		0-0-0	
RPI S	Opponent	Score	RPI S	Opponent	Score	RPI S	Opponent	Score	RPI S	Opponent	Score	
5 H	South Fla.	2 <div>3</div>	30 A	Rutgers	1 <div>2</div>	53 H	Marquette	2 <div>3</div>	139 H	American	2 1	
6 N	New Mexico	1 <div>2</div>				72 H	Villanova	0 <div>1</div>	152 H	Cincinnati	4 2	
11 A	Louisville	0 <div>0</div>				89 N	Cal Poly	1 <div>2</div>	164 H	Binghamton	1 <div>2</div>	
15 H	St. John's (NY)	1 <div>2</div>				96 A	DePaul	1 <div>2</div>	174 A	Siena	1 <div>2</div>	
						100 A	Colgate	0 <div>1</div>	176 A	Pittsburgh	1 <div>2</div>	
									197 H	Canisius	2 1	
<hr/>												
LAST 10 GAMES												
	96 A DePaul	1 <div>2</div>		15 H St. John's (NY)	1 <div>2</div>							
	72 H Villanova	0 <div>1</div>		11 A Louisville	0 <div>0</div>							
	152 H Cincinnati	4 2		176 A Pittsburgh	1 <div>2</div>							
	30 A Rutgers	1 <div>2</div>		164 H Binghamton	1 <div>2</div>							
	5 H South Fla.	2 <div>3</div>		53 H Marquette	2 <div>3</div>							

Non-Div. I Games:

Syracuse

Average RPI Win:		157	WON-LOST RECORD		WINNING PCT. RANK		LAST 10 GAMES		STRENGTH OF SCHEDULE		OPP. STRENGTH OF SCHEDULE		TEAM RPI		ADJ RPI		CONF. RPI		ADJ CONF. RPI				
DIV. I ONLY			3-11-3		.26471 183		2-6-1		76		163		174		.41011 178		21		21				
DIV. I NON-CONF.			0-6-2		.125 195		0-2-0		16		79		155		.44525 155		21		21				
TOTALS		RPI 1-25		RPI 26-50		W-L RECORDS		RPI 51-100		RPI 101-150		RPI 150+											
3-11-3		0-5-0		0-0-0		OVERALL		0-1-1		1-3-1		2-2-1											
1-3-2		0-1-0		0-0-0		HOME		0-0-0		0-2-1		1-0-1											
2-6-1		0-4-0		0-0-0		AWAY		0-0-1		1-1-0		1-1-0											
0-2-0		0-0-0		0-0-0		NEUTRAL		0-1-0		0-0-0		0-1-0											
0-6-2		0-4-0		0-0-0		NON-CONFERENCE		0-1-1		0-0-1		0-1-0											
0-0-1		0-0-0		0-0-0		HOME		0-0-0		0-0-1		0-0-0											
0-4-1		0-4-0		0-0-		AWAY		0-0-1		0-0-0		0-0-0											
0-2-0		0-0-0		0-0-0		NEUTRAL		0-1-0		0-0-0		0-1-0											
3-5-1		0-1-0		0-0-0		CONFERENCE		0-0-0		1-3-0		2-1-1											
1-3-1		0-1-0		0-0-0		HOME		0-0-0		0-2-0		1-0-1											
2-2-0		0-0-0		0-0-0		AWAY		0-0-0		1-1-0		1-1-0											
0-0-0		0-0-0		0-0-0		NEUTRAL		0-0-0		0-0-0		0-0-0											
RPI	S	Opponent		Score		RPI	S	Opponent		Score		RPI	S	Opponent		Score							
4	A	North Carolina		1	2							58	A	Appalachian St.		1	1	117	A	Radford	1	0	
13	A	James Madison		1	4							92	N	Col. of Charleston		1	2	125	H	Campbell	2	3	
20	H	Coastal Caro.		0	3													137	A	Gardner-Webb	0	1	
22	A	Duke		0	3													142	H	Mercer	1	1	
23	A	Furman		2	3													147	H	Liberty	0	3	
																		158	H	High Point	1	1	
																		161	A	Winthrop	2	0	
																		193	H	Presbyterian	4	2	
																		199	N	St. Bonaventure	0	1	
																		203	A	VMI	1	2	
LAST 10 GAMES																							
						193	H	Presbyterian		4	2	20	H	Coastal Caro.		0	3						
						147	H	Liberty		0	3	161	A	Winthrop		2	0						
						22	A	Duke		0	3	158	H	High Point		1	1						
						125	H	Campbell		2	3	4	A	North Carolina		1	2						
						137	A	Gardner-Webb		0	1	117	A	Radford		1	0						

Non-Div. I Games: Brevard 3 0

UNC Asheville

Average RPI Win:	165	WON-LOST	WINNING	LAST 10	STRENGTH OF	OPP. STRENGTH	TEAM	ADJ	CONF.	ADJ CONF.		
Average RPI Loss:	119	RECORD	PCT. RANK	GAMES	SCHEDULE	OF SCHEDULE	RPI	RPI	RPI	RPI		
DIV. I ONLY		7-10-1	.41667	132	4-5-1	199	152	182	.41009	179	17	17
DIV. I NON-CONF.		5-6-0	.45455	112	2-1-0	199	165	183	.40047	183	16	16

TOTALS	RPI 1-25	RPI 26-50		W-L RECORDS		RPI 51-100		RPI 101-150		RPI 150+		
7-10-1	0-0-0	0-0-0		OVERALL		0-4-1		3-5-0		4-1-0		
5-5-1	0-0-0	0-0-0		HOME		0-1-1		3-3-0		2-1-0		
2-5-0	0-0-0	0-0-0		AWAY		0-3-0		0-2-0		2-0-0		
0-0-0	0-0-0	0-0-0		NEUTRAL		0-0-0		0-0-0		0-0-0		
5-6-0	0-0-0	0-0-0		NON-CONFERENCE		0-2-0		2-3-0		3-1-0		
3-5-0	0-0-0	0-0-0		HOME		0-1-0		2-3-0		1-1-0		
2-1-0	0-0-0	0-0-		AWAY		0-1-0		0-0-0		2-0-0		
0-0-0	0-0-0	0-0-0		NEUTRAL		0-0-0		0-0-0		0-0-0		
2-4-1	0-0-0	0-0-0		CONFERENCE		0-2-1		1-2-0		1-0-0		
2-0-1	0-0-0	0-0-0		HOME		0-0-1		1-0-0		1-0-0		
0-4-0	0-0-0	0-0-0		AWAY		0-2-0		0-2-0		0-0-0		
0-0-0	0-0-0	0-0-0		NEUTRAL		0-0-0		0-0-0		0-0-0		
RPI	S	Opponent	Score	RPI	S	Opponent	Score	RPI	S	Opponent	Score	
						57 A Iona	1 2			115 A Navy	0 1	
						80 H Central Conn. St.	1 2			123 H Marist	4 6	
						88 H Lafayette	0 0			126 H Adelphi	2 1	
						94 A Lehigh	0 3			131 H La Salle	0 1	
						100 A Colgate	2 3			134 H Hartford	3 2	
										139 A American	0 3	
										143 H Bucknell	2 1	
										144 H Seton Hall	0 1	
										172 H Manhattan	1 0	
										182 H Holy Cross	2 1	
										194 A Bryant	2 1	
										202 H Saint Joseph's	0 2	
										203 A VMI	1 0	

LAST 10 GAMES												
						94 A Lehigh	0 3			100 A Colgate	2 3	
						88 H Lafayette	0 0			139 A American	0 3	
						126 H Adelphi	2 1			134 H Hartford	3 2	
						143 H Bucknell	2 1			115 A Navy	0 1	
						57 A Iona	1 2			182 H Holy Cross	2 1	

Non-Div. I Games:

Army

Average RPI Win: 168		WON-LOST	WINNING	LAST 10	STRENGTH OF		OPP. STRENGTH	TEAM	ADJ	CONF.	ADJ CONF.				
Average RPI Loss: 120		RECORD	PCT. RANK	GAMES	SCHEDULE		OF SCHEDULE	RPI	RPI	RPI	RPI				
DIV. I ONLY		8-9-2	.47368	115	5-4-1		196	177	168	.40882	180	22	22		
DIV. I NON-CONF.		5-7-1	.42308	133	2-2-0		186	124	164	.42204	172	22	22		

TOTALS		RPI 1-25	RPI 26-50		W-L RECORDS		RPI 51-100		RPI 101-150		RPI 150+				
8-9-2		0-0-0	0-1-0		OVERALL		0-2-0		2-3-0		6-3-2				
5-2-1		0-0-0	0-1-0		HOME		0-0-0		1-1-0		4-0-1				
3-7-1		0-0-0	0-0-0		AWAY		0-2-0		1-2-0		2-3-1				
0-0-0		0-0-0	0-0-0		NEUTRAL		0-0-0		0-0-0		0-0-0				
5-7-1		0-0-0	0-1-0		NON-CONFERENCE		0-2-0		1-3-0		4-1-1				
3-2-0		0-0-0	0-1-0		HOME		0-0-0		0-1-0		3-0-0				
2-5-1		0-0-0	0-0-		AWAY		0-2-0		1-2-0		1-1-1				
0-0-0		0-0-0	0-0-0		NEUTRAL		0-0-0		0-0-0		0-0-0				
3-2-1		0-0-0	0-0-0		CONFERENCE		0-0-0		1-0-0		2-2-1				
2-0-1		0-0-0	0-0-0		HOME		0-0-0		1-0-0		1-0-1				
1-2-0		0-0-0	0-0-0		AWAY		0-0-0		0-0-0		1-2-0				
0-0-0		0-0-0	0-0-0		NEUTRAL		0-0-0		0-0-0		0-0-0				
RPI	S	Opponent	Score	RPI	S	Opponent	Score	RPI	S	Opponent	Score	RPI	S	Opponent	Score
				27	H	Bradley	0 1	62	A	Xavier	0 5	108	H	Western Ill.	2 0
								69	A	Kentucky	2 4	122	A	Valparaiso	0 2
												129	H	Butler	1 3
												141	A	Milwaukee	4 1
												150	A	Bowling Green	0 3
												165	A	Belmont	0 4
												167	A	IUPUI	3 4
												169	H	Western Mich.	2 1
												171	H	Eastern Ill.	2 1
												184	H	UMKC	3 3
												185	A	Oral Roberts	3 1
												186	A	Lipscomb	2 2
												187	A	Oakland	0 1
												189	A	Central Ark.	1 0
												191	H	Detroit	2 1
												192	H	Neb. Omaha	6 0

LAST 10 GAMES															
				171	H	Eastern Ill.	2 1	187	A	Oakland	0 1				
				191	H	Detroit	2 1	108	H	Western Ill.	2 0				
				184	H	UMKC	3 3	189	A	Central Ark.	1 0				
				167	A	IUPUI	3 4	185	A	Oral Roberts	3 1				
				122	A	Valparaiso	0 2	129	H	Butler	1 3				

Non-Div. I Games:

IPFW

Average RPI Win:	196	WON-LOST	WINNING	LAST 10	STRENGTH OF	OPP. STRENGTH	TEAM	ADJ	CONF.	ADJ CONF.	
Average RPI Loss:	90	RECORD	PCT. RANK	GAMES	SCHEDULE	OF SCHEDULE	RPI	RPI	RPI	RPI	
DIV. I ONLY	4-8-2	.35714	158	3-5-2	189	182	188	.40635	181	19	18
DIV. I NON-CONF.	2-4-0	.33333	160	1-1-0	194	188	190	.39401	186	19	19
<hr/>											
TOTALS	RPI 1-25	RPI 26-50		W-L RECORDS		RPI 51-100		RPI 101-150		RPI 150+	
4-8-2	0-1-0	0-1-0		OVERALL		0-3-0		0-1-1		4-2-1	
2-3-1	0-0-0	0-1-0		HOME		0-1-0		0-0-0		2-1-1	
2-3-1	0-1-0	0-0-0		AWAY		0-1-0		0-1-1		2-0-0	
0-2-0	0-0-0	0-0-0		NEUTRAL		0-1-0		0-0-0		0-1-0	
<hr/>											
2-4-0	0-1-0	0-0-0		NON-CONFERENCE		0-1-0		0-0-0		2-2-0	
1-1-0	0-0-0	0-0-0		HOME		0-0-0		0-0-0		1-1-0	
1-1-0	0-1-0	0-0-		AWAY		0-0-0		0-0-0		1-0-0	
0-2-0	0-0-0	0-0-0		NEUTRAL		0-1-0		0-0-0		0-1-0	
<hr/>											
2-4-2	0-0-0	0-1-0		CONFERENCE		0-2-0		0-1-1		2-0-1	
1-2-1	0-0-0	0-1-0		HOME		0-1-0		0-0-0		1-0-1	
1-2-1	0-0-0	0-0-0		AWAY		0-1-0		0-1-1		1-0-0	
0-0-0	0-0-0	0-0-0		NEUTRAL		0-0-0		0-0-0		0-0-0	
<hr/>											
RPI S	Opponent	Score		RPI S	Opponent	Score		RPI S	Opponent	Score	
23 A	Furman	1	2	50 H	Fla. Gulf Coast	0	1	54 N	VCU	0	4
								75 A	East Tenn. St.	1	2
								85 H	Stetson	2	3
								116 A	Jacksonville	0	3
								142 A	Mercer	0	0
								156 N	George Washington	0	1
								157 H	Wofford	1	2
								165 H	Belmont	0	0
								186 H	Lipscomb	3	1
								193 A	Presbyterian	2	0
								201 A	North Florida	2	0
203 H	VMI	1	0								
<hr/>											
LAST 10 GAMES											
75 A East Tenn. St.				1	2	116 A Jacksonville				0	3
142 A Mercer				0	0	165 H Belmont				0	0
85 H Stetson				2	3	186 H Lipscomb				3	1
50 H Fla. Gulf Coast				0	1	23 A Furman				1	2
201 A North Florida				2	0	203 H VMI				1	0

Non-Div. I Games:	Southern Wesleyan	1	0
--------------------------	--------------------------	----------	----------

S.C. Upstate

Average RPI Win:	185	WON-LOST	WINNING	LAST 10	STRENGTH OF	OPP. STRENGTH	TEAM	ADJ	CONF.	ADJ CONF.	
Average RPI Loss:	96	RECORD	PCT. RANK	GAMES	SCHEDULE	OF SCHEDULE	RPI	RPI	RPI	RPI	
DIV. I ONLY	4-14-0	.22222	191	3-7-0	115	181	190	.40343	183	18	19
DIV. I NON-CONF.	1-7-0	.125	195	0-0-0	75	160	185	.40839	181	20	20
TOTALS	RPI 1-25	RPI 26-50	W-L RECORDS	RPI 51-100	RPI 101-150	RPI 150+					
4-14-0	0-0-0	0-2-0	OVERALL	0-6-0	0-4-0	4-2-0					
2-4-0	0-0-0	0-0-0	HOME	0-2-0	0-1-0	2-1-0					
2-9-0	0-0-0	0-2-0	AWAY	0-4-0	0-3-0	2-0-0					
0-1-0	0-0-0	0-0-0	NEUTRAL	0-0-0	0-0-0	0-1-0					
1-7-0	0-0-0	0-1-0	NON-CONFERENCE	0-4-0	0-2-0	1-0-0					
1-1-0	0-0-0	0-0-0	HOME	0-1-0	0-0-0	1-0-0					
0-6-0	0-0-0	0-0-	AWAY	0-3-0	0-2-0	0-0-0					
0-0-0	0-0-0	0-0-0	NEUTRAL	0-0-0	0-0-0	0-0-0					
3-7-0	0-0-0	0-1-0	CONFERENCE	0-2-0	0-2-0	3-2-0					
1-3-0	0-0-0	0-0-0	HOME	0-1-0	0-1-0	1-1-0					
2-3-0	0-0-0	0-1-0	AWAY	0-1-0	0-1-0	2-0-0					
0-1-0	0-0-0	0-0-0	NEUTRAL	0-0-0	0-0-0	0-1-0					
RPI S Opponent	Score	RPI S Opponent	Score	RPI S Opponent	Score	RPI S Opponent	Score				
33 A Monmouth	0 1	51 A Columbia	1 2	104 A Niagara	0 1	109 A Penn St.	0 3	123 H Marist	2 3	144 A Seton Hall	1 3
36 A Fairfield	0 3	56 H Delaware	1 4	172 A Manhattan	1 0	174 H Siena	2 1	174 N Siena	1 5	195 H Rider	0 2
		57 A Iona	1 3	197 A Canisius	2 0	197 A Canisius	2 0	198 H NJIT	3 0		
		74 A Sacred Heart	0 2	104 A Niagara	0 1						
		94 A Lehigh	0 2	99 H Loyola Maryland	0 2						
		99 H Loyola Maryland	0 2								
LAST 10 GAMES											
174 N Siena	1 5	174 H Siena	2 1	172 A Manhattan	1 0						
36 A Fairfield	0 3	123 H Marist	2 3								
57 A Iona	1 3										
174 H Siena	2 1										
123 H Marist	2 3										

Non-Div. I Games:

Saint Peter's

Average RPI Win: 168		WON-LOST	WINNING	LAST 10	STRENGTH OF		OPP. STRENGTH	TEAM	ADJ	CONF.	ADJ CONF.
Average RPI Loss: 90		RECORD	PCT. RANK	GAMES	SCHEDULE		OF SCHEDULE	RPI	RPI	RPI	RPI
DIV. I ONLY		4-9-3	.34375	163	2-5-3		164	148	181	.40168	184
DIV. I NON-CONF.		2-7-1	.25	177	0-3-1		132	65	177	.40856	180
TOTALS		RPI 1-25	RPI 26-50		W-L RECORDS		RPI 51-100		RPI 101-150		RPI 150+
4-9-3	0-1-0	0-2-0		OVERALL		0-2-0		1-2-0		3-2-3	
2-4-0	0-1-0	0-0-0		HOME		0-0-0		0-2-0		2-1-0	
2-5-2	0-0-0	0-2-0		AWAY		0-2-0		1-0-0		1-1-2	
0-0-1	0-0-0	0-0-0		NEUTRAL		0-0-0		0-0-0		0-0-1	
2-7-1	0-1-0	0-2-0		NON-CONFERENCE		0-2-0		1-1-0		1-1-1	
0-3-0	0-1-0	0-0-0		HOME		0-0-0		0-1-0		0-1-0	
2-4-0	0-0-0	0-0-		AWAY		0-2-0		1-0-0		1-0-0	
0-0-1	0-0-0	0-0-0		NEUTRAL		0-0-0		0-0-0		0-0-1	
2-2-2	0-0-0	0-0-0		CONFERENCE		0-0-0		0-1-0		2-1-2	
2-1-0	0-0-0	0-0-0		HOME		0-0-0		0-1-0		2-0-0	
0-1-2	0-0-0	0-0-0		AWAY		0-0-0		0-0-0		0-1-2	
0-0-0	0-0-0	0-0-0		NEUTRAL		0-0-0		0-0-0		0-0-0	
RPI S	Opponent	Score		RPI S	Opponent	Score		RPI S	Opponent	Score	
1 H	Creighton	0	5	27 A	Bradley	0	1	55 A	Drake	1	2
				41 A	Northwestern	0	2	81 A	Missouri St.	1	5
LAST 10 GAMES											
140 H	SIU Edwardsville	1	2	171 H	Eastern Ill.	3	1				
108 H	Western Ill.	2	3	27 A	Bradley	0	1				
180 A	IPFW	3	3	167 A	IUPUI	0	1				
185 A	Oral Roberts	1	1	187 H	Oakland	1	0				
81 A	Missouri St.	1	5	166 N	Gonzaga	0	0				

Non-Div. I Games: MidAmerica Naz. 1 0

UMKC

Average RPI Win: 155		WON-LOST RECORD		WINNING PCT. RANK		LAST 10 GAMES		STRENGTH OF SCHEDULE		OPP. STRENGTH OF SCHEDULE		TEAM RPI		ADJ RPI		CONF. RPI		ADJ CONF. RPI	
DIV. I ONLY		5-10-1		.34375 163		4-5-1		170		178		180		.39859 185		22		22	
DIV. I NON-CONF.		2-8-0		.2 184		2-3-0		148		107		189		.39152 188		22		22	
TOTALS		RPI 1-25		RPI 26-50		W-L RECORDS		RPI 51-100		RPI 101-150		RPI 150+							
5-10-1		0-1-0		0-1-0		OVERALL		0-2-0		2-2-0		3-4-1							
2-5-1		0-0-0		0-0-0		HOME		0-1-0		1-2-0		1-2-1							
3-5-0		0-1-0		0-1-0		AWAY		0-1-0		1-0-0		2-2-0							
0-0-0		0-0-0		0-0-0		NEUTRAL		0-0-0		0-0-0		0-0-0							
2-8-0		0-1-0		0-1-0		NON-CONFERENCE		0-2-0		1-2-0		1-2-0							
1-4-0		0-0-0		0-0-0		HOME		0-1-0		0-2-0		1-1-0							
1-4-0		0-1-0		0-0-		AWAY		0-1-0		1-0-0		0-1-0							
0-0-0		0-0-0		0-0-0		NEUTRAL		0-0-0		0-0-0		0-0-0							
3-2-1		0-0-0		0-0-0		CONFERENCE		0-0-0		1-0-0		2-2-1							
1-1-1		0-0-0		0-0-0		HOME		0-0-0		1-0-0		0-1-1							
2-1-0		0-0-0		0-0-0		AWAY		0-0-0		0-0-0		2-1-0							
0-0-0		0-0-0		0-0-0		NEUTRAL		0-0-0		0-0-0		0-0-0							
RPI S	Opponent		Score		RPI S	Opponent		Score		RPI S	Opponent		Score		RPI S	Opponent		Score	
14 A	UAB		1	6	27 A	Bradley		2	5	55 H	Drake		2	3	108 H	Western Ill.		3	2
										81 A	Missouri St.		1	6	110 H	Loyola Marymount		0	2
															118 H	San Diego St.		1	2
															122 A	Valparaiso		3	2
															167 A	IUPUI		3	1
															171 A	Eastern Ill.		1	2
															180 H	IPFW		1	3
															184 H	UMKC		1	1
															187 A	Oakland		2	1
															189 H	Central Ark.		2	3
															192 H	Neb. Omaha		4	0
															196 A	Houston Baptist		1	2
LAST 10 GAMES																			

Non-Div. I Games: Newman 3 1

Oral Roberts

Average RPI Win:	161	WON-LOST RECORD	WINNING PCT. RANK	LAST 10 GAMES	STRENGTH OF SCHEDULE	OPP. STRENGTH OF SCHEDULE	TEAM RPI	ADJ RPI	CONF. RPI	ADJ CONF. RPI	
Average RPI Loss:	107										
DIV. I ONLY	4-11-3	.30556	170	3-6-1	142	201	185	.39692	186	19	18
DIV. I NON-CONF.	1-7-2	.2	184	0-2-0	118	200	191	.3858	192	19	19
<hr/>											
TOTALS	RPI 1-25	RPI 26-50		W-L RECORDS	RPI 51-100		RPI 101-150		RPI 150+		
4-11-3	0-0-0	0-3-0		OVERALL	1-2-0		0-3-2		3-3-1		
2-3-3	0-0-0	0-1-0		HOME	0-1-0		0-1-2		2-0-1		
1-7-0	0-0-0	0-2-0		AWAY	1-1-0		0-1-0		0-3-0		
1-1-0	0-0-0	0-0-0		NEUTRAL	0-0-0		0-1-0		1-0-0		
<hr/>											
1-7-2	0-0-0	0-2-0		NON-CONFERENCE	0-1-0		0-2-1		1-2-1		
0-2-2	0-0-0	0-1-0		HOME	0-1-0		0-0-1		0-0-1		
0-4-0	0-0-0	0-0-		AWAY	0-0-0		0-1-0		0-2-0		
1-1-0	0-0-0	0-0-0		NEUTRAL	0-0-0		0-1-0		1-0-0		
<hr/>											
3-4-1	0-0-0	0-1-0		CONFERENCE	1-1-0		0-1-1		2-1-0		
2-1-1	0-0-0	0-0-0		HOME	0-0-0		0-1-1		2-0-0		
1-3-0	0-0-0	0-1-0		AWAY	1-1-0		0-0-0		0-1-0		
0-0-0	0-0-0	0-0-0		NEUTRAL	0-0-0		0-0-0		0-0-0		
<hr/>											
RPI S	Opponent	Score	RPI S	Opponent	Score	RPI S	Opponent	Score	RPI S	Opponent	Score
			35 A	Memphis	1 4	62 H	Xavier	0 1	116 H	Jacksonville	1 2
			40 H	Georgia St.	0 1	75 A	East Tenn. St.	2 1	135 N	Ga. Southern	1 3
			50 A	Fla. Gulf Coast	1 2	85 A	Stetson	1 3	140 A	SIU Edwardsville	2 3
									142 H	Mercer	1 1
									150 H	Bowling Green	1 1
									158 A	High Point	1 3
									165 H	Belmont	2 1
									171 A	Eastern Ill.	1 2
									180 H	IPFW	2 2
									181 A	S.C. Upstate	1 3
									201 H	North Florida	5 0
									203 N	VMI	1 0
			LAST 10 GAMES								
			142 H	Mercer	1 1	165 H	Belmont	2 1			
			85 A	Stetson	1 3	75 A	East Tenn. St.	2 1			
			50 A	Fla. Gulf Coast	1 2	181 A	S.C. Upstate	1 3			
			201 H	North Florida	5 0	140 A	SIU Edwardsville	2 3			
			116 H	Jacksonville	1 2	171 A	Eastern Ill.	1 2			

Non-Div. I Games:

Lipscomb

Average RPI Win:	172	WON-LOST RECORD	WINNING PCT. RANK	LAST 10 GAMES	STRENGTH OF SCHEDULE	OPP. STRENGTH OF SCHEDULE	TEAM RPI	ADJ RPI	CONF. RPI	ADJ CONF. RPI	
DIV. I ONLY		6-11-1	.36111 153	5-5-0	197	111	187	.3949 187	22	22	
DIV. I NON-CONF.		3-8-1	.29167 170	2-3-0	193	38	188	.39725 185	22	22	
<hr/>											
TOTALS	RPI 1-25	RPI 26-50		W-L RECORDS	RPI 51-100		RPI 101-150		RPI 150+		
6-11-1	0-1-0	0-2-0		OVERALL	0-2-0		0-3-1		6-3-0		
4-4-1	0-0-0	0-2-0		HOME	0-0-0		0-1-1		4-1-0		
2-6-0	0-0-0	0-0-0		AWAY	0-2-0		0-2-0		2-2-0		
0-1-0	0-1-0	0-0-0		NEUTRAL	0-0-0		0-0-0		0-0-0		
3-8-1	0-1-0	0-2-0		NON-CONFERENCE	0-2-0		0-2-1		3-1-0		
2-3-1	0-0-0	0-2-0		HOME	0-0-0		0-1-1		2-0-0		
1-4-0	0-0-0	0-0-		AWAY	0-2-0		0-1-0		1-1-0		
0-1-0	0-1-0	0-0-0		NEUTRAL	0-0-0		0-0-0		0-0-0		
3-3-0	0-0-0	0-0-0		CONFERENCE	0-0-0		0-1-0		3-2-0		
2-1-0	0-0-0	0-0-0		HOME	0-0-0		0-0-0		2-1-0		
1-2-0	0-0-0	0-0-0		AWAY	0-0-0		0-1-0		1-1-0		
0-0-0	0-0-0	0-0-0		NEUTRAL	0-0-0		0-0-0		0-0-0		
<hr/>											
RPI S	Opponent	Score	RPI S	Opponent	Score	RPI S	Opponent	Score	RPI S	Opponent	Score
12 N	SMU	1 4	31 H	Northern Ill.	1 2	71 A	Marshall	1 3	102 A	Tulsa	1 2
			43 H	Ohio St.	1 2	96 A	DePaul	1 3	108 A	Western Ill.	0 1
									129 H	Butler	1 1
									145 H	Michigan	1 2
									152 A	Cincinnati	2 1
									163 A	Loyola Chicago	0 1
									167 H	IUPUI	2 0
									170 H	Dayton	2 0
									171 A	Eastern Ill.	2 0
									180 H	IPFW	1 0
									184 A	UMKC	0 1
									185 H	Oral Roberts	1 2
									191 H	Detroit	3 1
			LAST 10 GAMES								
			167 H	IUPUI	2 0	180 H	IPFW	1 0			
			171 A	Eastern Ill.	2 0	145 H	Michigan	1 2			
			43 H	Ohio St.	1 2	163 A	Loyola Chicago	0 1			
			108 A	Western Ill.	0 1	184 A	UMKC	0 1			
			191 H	Detroit	3 1	170 H	Dayton	2 0			

Non-Div. I Games:

Oakland

Average RPI Win:		188	WON-LOST	WINNING	LAST 10	STRENGTH OF		OPP. STRENGTH	TEAM	ADJ	CONF.	ADJ CONF.
Average RPI Loss:		103	RECORD	PCT. RANK	GAMES	SCHEDULE		OF SCHEDULE	RPI	RPI	RPI	RPI
DIV. I ONLY		5-12-1		.30556	170	4-6-0		168	170	186	.39481	188
DIV. I NON-CONF.		1-7-1		.16667	192	0-1-0		66	103	174	.42227	171
TOTALS		RPI 1-25		RPI 26-50		W-L RECORDS		RPI 51-100		RPI 101-150		RPI 150+
5-12-1		0-2-0		0-1-0		OVERALL		0-2-1		0-2-0		5-5-0
3-2-0		0-0-0		0-0-0		HOME		0-0-0		0-1-0		3-1-0
2-9-1		0-1-0		0-1-0		AWAY		0-2-1		0-1-0		2-4-0
0-1-0		0-1-0		0-0-0		NEUTRAL		0-0-0		0-0-0		0-0-0
1-7-1		0-2-0		0-1-0		NON-CONFERENCE		0-1-1		0-2-0		1-1-0
0-1-0		0-0-0		0-0-0		HOME		0-0-0		0-1-0		0-0-0
1-5-1		0-1-0		0-0-		AWAY		0-1-1		0-1-0		1-1-0
0-1-0		0-1-0		0-0-0		NEUTRAL		0-0-0		0-0-0		0-0-0
4-5-0		0-0-0		0-0-0		CONFERENCE		0-1-0		0-0-0		4-4-0
3-1-0		0-0-0		0-0-0		HOME		0-0-0		0-0-0		3-1-0
1-4-0		0-0-0		0-0-0		AWAY		0-1-0		0-0-0		1-3-0
0-0-0		0-0-0		0-0-0		NEUTRAL		0-0-0		0-0-0		0-0-0
RPI S	Opponent	Score	RPI S	Opponent	Score	RPI S	Opponent	Score	RPI S	Opponent	Score	
20 N	Coastal Caro.	1 10	26 A	West Virginia	1 4	54 A	VCU	1 2	115 H	Navy	1 2	
24 A	Virginia	1 7				62 A	Xavier	0 2	148 A	Longwood	1 3	
						98 A	North Carolina St.	1 1	153 H	Temple	2 3	
									155 A	Rhode Island	1 4	
									156 A	George Washington	0 2	
									158 A	High Point	1 2	
									170 A	Dayton	1 2	
									175 H	Duquesne	3 1	
									176 A	Pittsburgh	5 1	
									190 A	Massachusetts	2 1	
									199 H	St. Bonaventure	1 0	
									202 H	Saint Joseph's	3 2	
LAST 10 GAMES												
						199 H	St. Bonaventure	1 0	170 A	Dayton	1 2	
						175 H	Duquesne	3 1	62 A	Xavier	0 2	
						190 A	Massachusetts	2 1	202 H	Saint Joseph's	3 2	
						155 A	Rhode Island	1 4	153 H	Temple	2 3	
						156 A	George Washington	0 2	148 A	Longwood	1 3	

Non-Div. I Games:

Richmond

Average RPI Win:	120	WON-LOST	WINNING	LAST 10	STRENGTH OF	OPP. STRENGTH	TEAM	ADJ	CONF.	ADJ CONF.	
Average RPI Loss:	99	RECORD	PCT. RANK	GAMES	SCHEDULE	OF SCHEDULE	RPI	RPI	RPI	RPI	
DIV. I ONLY	2-11-4	.23529	190	1-6-3	82	172	183	.3939	189	7	8
DIV. I NON-CONF.	1-8-2	.18182	190	0-3-1	138	198	195	.36561	200	9	9
<hr/>											
TOTALS	RPI 1-25	RPI 26-50		W-L RECORDS		RPI 51-100		RPI 101-150		RPI 150+	
2-11-4	0-2-0	0-2-0		OVERALL		1-1-0		0-2-3		1-4-1	
1-6-1	0-0-0	0-2-0		HOME		1-0-0		0-1-1		0-3-0	
1-5-2	0-2-0	0-0-0		AWAY		0-1-0		0-1-2		1-1-0	
0-0-1	0-0-0	0-0-0		NEUTRAL		0-0-0		0-0-0		0-0-1	
1-8-2	0-1-0	0-1-0		NON-CONFERENCE		0-0-0		0-2-1		1-4-1	
0-5-0	0-0-0	0-1-0		HOME		0-0-0		0-1-0		0-3-0	
1-3-1	0-1-0	0-0-		AWAY		0-0-0		0-1-1		1-1-0	
0-0-1	0-0-0	0-0-0		NEUTRAL		0-0-0		0-0-0		0-0-1	
1-3-2	0-1-0	0-1-0		CONFERENCE		1-1-0		0-0-2		0-0-0	
1-1-1	0-0-0	0-1-0		HOME		1-0-0		0-0-1		0-0-0	
0-2-1	0-1-0	0-0-0		AWAY		0-1-0		0-0-1		0-0-0	
0-0-0	0-0-0	0-0-0		NEUTRAL		0-0-0		0-0-0		0-0-0	
RPI	S	Opponent	Score	RPI	S	Opponent	Score	RPI	S	Opponent	Score
1	A	Creighton	0 3	27	H	Bradley	0 1	55	H	Drake	2 1
11	A	Louisville	2 3	35	H	Memphis	1 2	81	A	Missouri St.	1 2
								108	H	Western Ill.	1 2
								118	A	San Diego St.	0 0
								127	H	Evansville	0 0
								140	A	SIU Edwardsville	1 1
								142	A	Mercer	0 1
								152	A	Cincinnati	0 3
								171	H	Eastern Ill.	2 3
								180	H	IPFW	0 1
								184	H	UMKC	1 2
								185	A	Oral Roberts	3 2
196	N	Houston Baptist	0 0								
LAST 10 GAMES											
108	H	Western Ill.	1 2	127	H	Evansville	0 0				
27	H	Bradley	0 1	142	A	Mercer	0 1				
1	A	Creighton	0 3	140	A	SIU Edwardsville	1 1				
35	H	Memphis	1 2	81	A	Missouri St.	1 2				
55	H	Drake	2 1	196	N	Houston Baptist	0 0				

Non-Div. I Games:

Central Ark.

Average RPI Win:		76	WON-LOST RECORD		WINNING PCT. RANK		LAST 10 GAMES		STRENGTH OF SCHEDULE		OPP. STRENGTH OF SCHEDULE		TEAM RPI		ADJ RPI		CONF. RPI		ADJ CONF. RPI				
Average RPI Loss:		113																					
DIV. I ONLY			4-13-2		.26316 185		3-5-2		100		162		178		.39203 190		20		20				
DIV. I NON-CONF.			2-8-0		.2 184		1-0-0		64		133		167		.42372 170		18		17				
TOTALS		RPI 1-25		RPI 26-50		W-L RECORDS		RPI 51-100		RPI 101-150		RPI 150+											
4-13-2		0-1-0		1-1-0		OVERALL		2-3-0		1-3-1		0-5-1											
2-6-0		0-1-0		1-0-0		HOME		1-1-0		0-1-0		0-3-0											
1-7-2		0-0-0		0-1-0		AWAY		1-2-0		0-2-1		0-2-1											
1-0-0		0-0-0		0-0-0		NEUTRAL		0-0-0		1-0-0		0-0-0											
2-8-0		0-0-0		1-1-0		NON-CONFERENCE		0-3-0		1-3-0		0-1-0											
1-2-0		0-0-0		1-0-0		HOME		0-1-0		0-1-0		0-0-0											
0-6-0		0-0-0		0-0-		AWAY		0-2-0		0-2-0		0-1-0											
1-0-0		0-0-0		0-0-0		NEUTRAL		0-0-0		1-0-0		0-0-0											
2-5-2		0-1-0		0-0-0		CONFERENCE		2-0-0		0-0-1		0-4-1											
1-4-0		0-1-0		0-0-0		HOME		1-0-0		0-0-0		0-3-0											
1-1-2		0-0-0		0-0-0		AWAY		1-0-0		0-0-1		0-1-1											
0-0-0		0-0-0		0-0-0		NEUTRAL		0-0-0		0-0-0		0-0-0											
RPI	S	Opponent		Score		RPI	S	Opponent		Score		RPI	S	Opponent		Score							
9	H	Charlotte		1 2		27	H	Bradley		2 1		56	A	Delaware		0 3		116	A	Jacksonville		0 2	
						42	A	UCF		0 2		61	A	Fordham		1 0		121	A	Vermont		0 1	
												70	A	Dartmouth		1 2		128	N	New Hampshire		1 0	
												86	H	Saint Louis		1 0		131	A	La Salle		0 0	
												90	H	Boston U.		1 2		134	H	Hartford		0 1	
																		155	H	Rhode Island		0 1	
																		156	H	George Washington		0 3	
																		160	A	Harvard		0 1	
																		175	A	Duquesne		0 4	
																		188	H	Richmond		1 2	
																		199	A	St. Bonaventure		0 0	
LAST 10 GAMES																							
						155	H	Rhode Island		0 1		131	A	La Salle		0 0							
						188	H	Richmond		1 2		61	A	Fordham		1 0							
						156	H	George Washington		0 3		86	H	Saint Louis		1 0							
						199	A	St. Bonaventure		0 0		9	H	Charlotte		1 2							
						175	A	Duquesne		0 4		27	H	Bradley		2 1							

Non-Div. I Games:

Massachusetts

Average RPI Win: 121		WON-LOST	WINNING	LAST 10	STRENGTH OF	OPP. STRENGTH	TEAM	ADJ	CONF.	ADJ CONF.		
Average RPI Loss: 131		RECORD	PCT. RANK	GAMES	SCHEDULE	OF SCHEDULE	RPI	RPI	RPI	RPI		
DIV. I ONLY		5-12-1	.30556	170	2-7-1	174	153	191	.38572	191	15	16
DIV. I NON-CONF.		4-6-0	.4	135	1-2-0	191	170	176	.40207	182	15	15
<hr/>												
TOTALS		RPI 1-25		RPI 26-50		W-L RECORDS		RPI 51-100		RPI 101-150		RPI 150+
5-12-1		0-0-0		0-0-0		OVERALL		3-3-0		0-6-1		2-3-0
2-5-1		0-0-0		0-0-0		HOME		1-1-0		0-4-1		1-0-0
3-6-0		0-0-0		0-0-0		AWAY		2-1-0		0-2-0		1-3-0
0-1-0		0-0-0		0-0-0		NEUTRAL		0-1-0		0-0-0		0-0-0
4-6-0		0-0-0		0-0-0		NON-CONFERENCE		2-1-0		0-3-0		2-2-0
1-3-0		0-0-0		0-0-0		HOME		0-0-0		0-3-0		1-0-0
3-2-0		0-0-0		0-0-		AWAY		2-0-0		0-0-0		1-2-0
0-1-0		0-0-0		0-0-0		NEUTRAL		0-1-0		0-0-0		0-0-0
1-6-1		0-0-0		0-0-0		CONFERENCE		1-2-0		0-3-1		0-1-0
1-2-1		0-0-0		0-0-0		HOME		1-1-0		0-1-1		0-0-0
0-4-0		0-0-0		0-0-0		AWAY		0-1-0		0-2-0		0-1-0
0-0-0		0-0-0		0-0-0		NEUTRAL		0-0-0		0-0-0		0-0-0
RPI S	Opponent	Score	RPI S	Opponent	Score	RPI S	Opponent	Score	RPI S	Opponent	Score	
						58 N	Appalachian St.	0 2	122 A	Valparaiso	2 3	
						65 A	Michigan St.	1 0	129 H	Butler	1 3	
						67 A	Green Bay	1 3	138 A	Cleveland St.	0 2	
						78 H	Ill.-Chicago	1 0	141 H	Milwaukee	2 2	
						82 H	Wright St.	1 2	145 H	Michigan	1 4	
						91 A	Davidson	2 1	146 H	Buffalo	0 1	
									150 H	Bowling Green	1 4	
									163 A	Loyola Chicago	0 1	
									169 H	Western Mich.	3 2	
									180 A	IPFW	1 2	
									187 A	Oakland	1 3	
									202 A	Saint Joseph's	5 2	
LAST 10 GAMES												
						138 A	Cleveland St.	0 2	187 A	Oakland	1 3	
						180 A	IPFW	1 2	163 A	Loyola Chicago	0 1	
						129 H	Butler	1 3	141 H	Milwaukee	2 2	
						67 A	Green Bay	1 3	122 A	Valparaiso	2 3	
						78 H	Ill.-Chicago	1 0	169 H	Western Mich.	3 2	

Non-Div. I Games:

Detroit

Average RPI Win:	184	WON-LOST RECORD	WINNING PCT. RANK	LAST 10 GAMES	STRENGTH OF SCHEDULE	OPP. STRENGTH OF SCHEDULE	TEAM RPI	ADJ RPI	CONF. RPI	ADJ CONF. RPI		
DIV. I ONLY		1-10-1	.125	200	0-8-1	73	189	193	.38277	192	24	24
DIV. I NON-CONF.		1-10-1	.125	195	0-8-1	77	187	187	.38624	191	24	24
<hr/>												
TOTALS	RPI 1-25	RPI 26-50		W-L RECORDS		RPI 51-100		RPI 101-150		RPI 150+		
1-10-1	0-1-0	0-1-0		OVERALL		0-3-0		0-3-1		1-2-0		
0-2-0	0-1-0	0-0-0		HOME		0-0-0		0-1-0		0-0-0		
1-8-1	0-0-0	0-1-0		AWAY		0-3-0		0-2-1		1-2-0		
0-0-0	0-0-0	0-0-0		NEUTRAL		0-0-0		0-0-0		0-0-0		
1-10-1	0-1-0	0-1-0		NON-CONFERENCE		0-3-0		0-3-1		1-2-0		
0-2-0	0-1-0	0-0-0		HOME		0-0-0		0-1-0		0-0-0		
1-8-1	0-0-0	0-0-		AWAY		0-3-0		0-2-1		1-2-0		
0-0-0	0-0-0	0-0-0		NEUTRAL		0-0-0		0-0-0		0-0-0		
0-0-0	0-0-0	0-0-0		CONFERENCE		0-0-0		0-0-0		0-0-0		
0-0-0	0-0-0	0-0-0		HOME		0-0-0		0-0-0		0-0-0		
0-0-0	0-0-0	0-0-0		AWAY		0-0-0		0-0-0		0-0-0		
0-0-0	0-0-0	0-0-0		NEUTRAL		0-0-0		0-0-0		0-0-0		
<hr/>												
RPI S	Opponent	Score	RPI S	Opponent	Score	RPI S	Opponent	Score	RPI S	Opponent	Score	
8 H	UC Irvine	0 4	35 A	Memphis	0 5	78 A	Ill.-Chicago	0 2	116 A	Jacksonville	1 3	
						85 A	Stetson	1 2	119 A	San Jose St.	0 2	
						95 A	Santa Clara	0 4	140 A	SIU Edwardsville	1 1	
									142 H	Mercer	0 2	
									180 A	IPFW	0 6	
									184 A	UMKC	2 1	
									185 A	Oral Roberts	0 4	
<hr/>												
LAST 10 GAMES												
	85 A	Stetson	1 2		185 A	Oral Roberts	0 4					
	116 A	Jacksonville	1 3		142 H	Mercer	0 2					
	140 A	SIU Edwardsville	1 1		119 A	San Jose St.	0 2					
	78 A	Ill.-Chicago	0 2		95 A	Santa Clara	0 4					
	35 A	Memphis	0 5		180 A	IPFW	0 6					

Non-Div. I Games: Fort Hays St. 1 3

Neb. Omaha

Average RPI Win:	148	WON-LOST RECORD	WINNING PCT. RANK	LAST 10 GAMES	STRENGTH OF SCHEDULE	OPP. STRENGTH OF SCHEDULE	TEAM RPI	ADJ RPI	CONF. RPI	ADJ CONF. RPI					
DIV. I ONLY		3-13-0	.1875	194	3-7-0	121	186	192	.37843	193	21	21			
DIV. I NON-CONF.		0-7-0	0	202	0-1-0	63	138	200	.37483	196	21	21			
<hr/>															
TOTALS	RPI 1-25	RPI 26-50		W-L RECORDS		RPI 51-100		RPI 101-150		RPI 150+					
3-13-0	0-3-0	0-1-0		OVERALL		0-2-0		2-3-0		1-4-0					
3-4-0	0-1-0	0-1-0		HOME		0-0-0		2-1-0		1-1-0					
0-9-0	0-2-0	0-0-0		AWAY		0-2-0		0-2-0		0-3-0					
0-0-0	0-0-0	0-0-0		NEUTRAL		0-0-0		0-0-0		0-0-0					
0-7-0	0-2-0	0-1-0		NON-CONFERENCE		0-2-0		0-1-0		0-1-0					
0-2-0	0-0-0	0-1-0		HOME		0-0-0		0-0-0		0-1-0					
0-5-0	0-2-0	0-0-		AWAY		0-2-0		0-1-0		0-0-0					
0-0-0	0-0-0	0-0-0		NEUTRAL		0-0-0		0-0-0		0-0-0					
3-6-0	0-1-0	0-0-0		CONFERENCE		0-0-0		2-2-0		1-3-0					
3-2-0	0-1-0	0-0-0		HOME		0-0-0		2-1-0		1-0-0					
0-4-0	0-0-0	0-0-0		AWAY		0-0-0		0-1-0		0-3-0					
0-0-0	0-0-0	0-0-0		NEUTRAL		0-0-0		0-0-0		0-0-0					
RPI	S	Opponent	Score	RPI	S	Opponent	Score	RPI	S	Opponent	Score				
20	H	Coastal Caro.	0 3	40	H	Georgia St.	0 3	75	A	East Tenn. St.	0 3	117	H	Radford	2 1
22	A	Duke	1 4					98	A	North Carolina St.	0 4	125	H	Campbell	3 2
23	A	Furman	1 3									135	A	Ga. Southern	0 3
												137	H	Gardner-Webb	1 2
												147	A	Liberty	0 1
												158	A	High Point	0 5
												161	A	Winthrop	1 2
												178	A	UNC Asheville	2 4
												181	H	S.C. Upstate	0 2
												203	H	VMI	3 1
												</			

Non-Div. I Games: Erskine 1 3

Presbyterian

Average RPI Win: 173		WON-LOST RECORD	WINNING PCT. RANK	LAST 10 GAMES	STRENGTH OF SCHEDULE	OPP. STRENGTH OF SCHEDULE	TEAM RPI	ADJ RPI	CONF. RPI	ADJ CONF. RPI	
Average RPI Loss: 103											
DIV. I ONLY		2-13-1	.15625 199	1-9-0	132	191	199	.36835 194	14	14	
DIV. I NON-CONF.		1-4-1	.25 177	0-0-0	185	199	199	.36376 201	17	18	
<hr/>											
TOTALS		RPI 1-25	RPI 26-50		W-L RECORDS		RPI 51-100		RPI 101-150		RPI 150+
2-13-1	0-0-0		0-2-0		OVERALL		0-4-0		0-3-0		2-4-1
0-7-0	0-0-0		0-1-0		HOME		0-3-0		0-1-0		0-2-0
2-5-1	0-0-0		0-0-0		AWAY		0-1-0		0-2-0		2-2-1
0-1-0	0-0-0		0-1-0		NEUTRAL		0-0-0		0-0-0		0-0-0
<hr/>											
1-4-1	0-0-0		0-1-0		NON-CONFERENCE		0-0-0		0-0-0		1-3-1
0-2-0	0-0-0		0-0-0		HOME		0-0-0		0-0-0		0-2-0
1-1-1	0-0-0		0-0-		AWAY		0-0-0		0-0-0		1-1-1
0-1-0	0-0-0		0-1-0		NEUTRAL		0-0-0		0-0-0		0-0-0
<hr/>											
1-9-0	0-0-0		0-1-0		CONFERENCE		0-4-0		0-3-0		1-1-0
0-5-0	0-0-0		0-1-0		HOME		0-3-0		0-1-0		0-0-0
1-4-0	0-0-0		0-0-0		AWAY		0-1-0		0-2-0		1-1-0
0-0-0	0-0-0		0-0-0		NEUTRAL		0-0-0		0-0-0		0-0-0
<hr/>											
RPI S	Opponent	Score	RPI S	Opponent	Score	RPI S	Opponent	Score	RPI S	Opponent	Score
			28 N	Brown	0 3	59 A	Fairleigh Dickinson	0 2	105 A	Saint Francis (PA)	0 3
			33 H	Monmouth	0 2	74 H	Sacred Heart	1 2	111 H	Mt. St. Mary's	1 3
						76 H	St. Francis (NY)	0 2	130 A	Quinnipiac	1 2
						80 H	Central Conn. St.	2 4	155 H	Rhode Island	0 1
									156 A	George Washington	2 3
									159 A	Long Island	3 4
									172 A	Manhattan	1 0
									173 A	Robert Morris	1 0
									179 H	Army	1 2
									195 A	Rider	1 1
<hr/>											
LAST 10 GAMES											
			74 H	Sacred Heart	1 2	80 H	Central Conn. St.	2 4			
			59 A	Fairleigh Dickinson	0 2	33 H	Monmouth	0 2			
			105 A	Saint Francis (PA)	0 3	76 H	St. Francis (NY)	0 2			
			173 A	Robert Morris	1 0	159 A	Long Island	3 4			
			111 H	Mt. St. Mary's	1 3	130 A	Quinnipiac	1 2			

Non-Div. I Games:

Bryant

Average RPI Win: 174		WON-LOST	WINNING	LAST 10	STRENGTH OF	OPP. STRENGTH	TEAM	ADJ	CONF.	ADJ CONF.					
Average RPI Loss: 109		RECORD	PCT. RANK	GAMES	SCHEDULE	OF SCHEDULE	RPI	RPI	RPI	RPI					
DIV. I ONLY		4-13-2	.26316	185	3-6-1	186	175	195	.36763	195	18	19			
DIV. I NON-CONF.		1-6-1	.1875	189	0-0-0	196	168	202	.34277	202	20	20			
<hr/>															
TOTALS		RPI 1-25	RPI 26-50		W-L RECORDS		RPI 51-100		RPI 101-150		RPI 150+				
4-13-2	0-0-0		0-2-0		OVERALL		0-4-0		1-3-0		3-4-2				
0-5-1	0-0-0		0-1-0		HOME		0-1-0		0-1-0		0-2-1				
3-7-1	0-0-0		0-1-0		AWAY		0-3-0		1-2-0		2-1-1				
1-1-0	0-0-0		0-0-0		NEUTRAL		0-0-0		0-0-0		1-1-0				
<hr/>															
1-6-1	0-0-0		0-0-0		NON-CONFERENCE		0-2-0		1-1-0		0-3-1				
0-1-1	0-0-0		0-0-0		HOME		0-0-0		0-0-0		0-1-1				
1-4-0	0-0-0		0-0-		AWAY		0-2-0		1-1-0		0-1-0				
0-1-0	0-0-0		0-0-0		NEUTRAL		0-0-0		0-0-0		0-1-0				
<hr/>															
3-7-1	0-0-0		0-2-0		CONFERENCE		0-2-0		0-2-0		3-1-1				
0-4-0	0-0-0		0-1-0		HOME		0-1-0		0-1-0		0-1-0				
2-3-1	0-0-0		0-1-0		AWAY		0-1-0		0-1-0		2-0-1				
1-0-0	0-0-0		0-0-0		NEUTRAL		0-0-0		0-0-0		1-0-0				
<hr/>															
RPI	S	Opponent	Score	RPI	S	Opponent	Score	RPI	S	Opponent	Score				
				36	A	Fairfield	0 1	57	H	Iona	1 2	104	H	Niagara	0 3
				36	H	Fairfield	2 3	76	A	St. Francis (NY)	0 1	111	A	Mt. St. Mary's	1 2
								88	A	Lafayette	1 2	123	A	Marist	0 3
								99	A	Loyola Maryland	0 1	144	A	Seton Hall	1 0
												159	H	Long Island	0 1
												162	N	Albany (NY)	1 3
												164	A	Binghamton	0 1
												172	A	Manhattan	1 0
												174	A	Siena	0 0
												183	A	Saint Peter's	2 0
												194	H	Bryant	1 1
												197	H	Canisius	1 2
												197	N	Canisius	2 1
<hr/>															
LAST 10 GAMES															
				36	A	Fairfield	0 1	104	H	Niagara	0 3				
				197	N	Canisius	2 1	99	A	Loyola Maryland	0 1				
				174	A	Siena	0 0	172	A	Manhattan	1 0				
				123	A	Marist	0 3	183	A	Saint Peter's	2 0				
				197	H	Canisius	1 2	36	H	Fairfield	2 3				

Non-Div. I Games:

Rider

Average RPI Win:		194	WON-LOST RECORD		WINNING PCT. RANK	LAST 10 GAMES	STRENGTH OF SCHEDULE		OPP. STRENGTH OF SCHEDULE	TEAM RPI	ADJ RPI	CONF. RPI	ADJ CONF. RPI				
Average RPI Loss:		104															
DIV. I ONLY			3-10-2		.26667	182	3-5-2		185	187	197	.36512	196	23	23		
DIV. I NON-CONF.			1-8-2		.18182	190	1-3-2		147	145	193	.37293	198	23	23		
TOTALS		RPI 1-25		RPI 26-50		W-L RECORDS		RPI 51-100		RPI 101-150		RPI 150+					
3-10-2		0-1-0		0-1-0		OVERALL		0-2-0		0-4-0		3-2-2					
2-2-1		0-0-0		0-0-0		HOME		0-0-0		0-2-0		2-0-1					
1-4-0		0-0-0		0-1-0		AWAY		0-1-0		0-1-0		1-1-0					
0-4-1		0-1-0		0-0-0		NEUTRAL		0-1-0		0-1-0		0-1-1					
1-8-2		0-1-0		0-1-0		NON-CONFERENCE		0-2-0		0-2-0		1-2-2					
1-1-1		0-0-0		0-0-0		HOME		0-0-0		0-1-0		1-0-1					
0-3-0		0-0-0		0-0-		AWAY		0-1-0		0-0-0		0-1-0					
0-4-1		0-1-0		0-0-0		NEUTRAL		0-1-0		0-1-0		0-1-1					
2-2-0		0-0-0		0-0-0		CONFERENCE		0-0-0		0-2-0		2-0-0					
1-1-0		0-0-0		0-0-0		HOME		0-0-0		0-1-0		1-0-0					
1-1-0		0-0-0		0-0-0		AWAY		0-0-0		0-1-0		1-0-0					
0-0-0		0-0-0		0-0-0		NEUTRAL		0-0-0		0-0-0		0-0-0					
RPI	S	Opponent		Score		RPI	S	Opponent		Score		RPI	S	Opponent		Score	
18	N	Old Dominion		0	6	44	A	Washington		0	4	52	N	Portland		1	3
												66	A	Air Force		2	5
														118 H San Diego St.		1	4
														126 H Adelphi		0	1
														129 N Butler		1	2
														148 A Longwood		1	2
														157 H Wofford		1	1
														164 N Binghamton		1	4
														170 A Dayton		0	2
														185 H Oral Roberts		2	1
														189 N Central Ark.		0	0
														198 H NJIT		3	0
														200 A Howard		1	0
						LAST 10 GAMES											
						200	A	Howard		1	0	126	H	Adelphi		0	1
						148	A	Longwood		1	2	52	N	Portland		1	3
						185	H	Oral Roberts		2	1	44	A	Washington		0	4
						198	H	NJIT		3	0	118	H	San Diego St.		1	4
						189	N	Central Ark.		0	0	157	H	Wofford		1	1

Non-Div. I Games:

Houston Baptist

Average RPI Win: 179		WON-LOST	WINNING	LAST 10	STRENGTH OF		OPP. STRENGTH	TEAM	ADJ	CONF.	ADJ CONF.
Average RPI Loss: 118		RECORD	PCT. RANK	GAMES	SCHEDULE		OF SCHEDULE	RPI	RPI	RPI	RPI
DIV. I ONLY		4-14-1	.23684	189	1-8-1		173	195	196	.36324	197
DIV. I NON-CONF.		2-7-0	.22222	181	0-1-0		162	192	194	.38377	193
TOTALS		RPI 1-25	RPI 26-50		W-L RECORDS		RPI 51-100		RPI 101-150		RPI 150+
4-14-1	0-0-0	0-2-0		OVERALL		0-3-0		1-4-1		3-5-0	
1-4-1	0-0-0	0-0-0		HOME		0-1-0		0-0-1		1-3-0	
3-9-0	0-0-0	0-2-0		AWAY		0-2-0		1-4-0		2-1-0	
0-1-0	0-0-0	0-0-0		NEUTRAL		0-0-0		0-0-0		0-1-0	
2-7-0	0-0-0	0-1-0		NON-CONFERENCE		0-1-0		1-3-0		1-2-0	
0-2-0	0-0-0	0-0-0		HOME		0-1-0		0-0-0		0-1-0	
2-5-0	0-0-0	0-0-		AWAY		0-0-0		1-3-0		1-1-0	
0-0-0	0-0-0	0-0-0		NEUTRAL		0-0-0		0-0-0		0-0-0	
2-7-1	0-0-0	0-1-0		CONFERENCE		0-2-0		0-1-1		2-3-0	
1-2-1	0-0-0	0-0-0		HOME		0-0-0		0-0-1		1-2-0	
1-4-0	0-0-0	0-1-0		AWAY		0-2-0		0-1-0		1-0-0	
0-1-0	0-0-0	0-0-0		NEUTRAL		0-0-0		0-0-0		0-1-0	
RPI S	Opponent	Score	RPI S	Opponent	Score	RPI S	Opponent	Score	RPI S	Opponent	Score
			36 A	Fairfield	1 2	56 H	Delaware	0 1	104 A	Niagara	0 2
			45 A	Cal St. Northridge	0 2	57 A	Iona	1 4	105 A	Saint Francis (PA)	0 3
						99 A	Loyola Maryland	0 2	118 A	San Diego St.	1 2
									123 H	Marist	0 0
									138 A	Cleveland St.	1 2
									146 A	Buffalo	2 1
									172 H	Manhattan	1 2
									173 H	Robert Morris	0 2
									174 H	Siena	2 1
									177 A	Syracuse	1 2
									183 H	Saint Peter's	0 2
									195 A	Rider	2 1
									195 N	Rider	1 2
									199 A	St. Bonaventure	2 1
LAST 10 GAMES											
			195 N	Rider	1 2	183 H	Saint Peter's	0 2			
			138 A	Cleveland St.	1 2	172 H	Manhattan	1 2			
			104 A	Niagara	0 2	57 A	Iona	1 4			
			195 A	Rider	2 1	36 A	Fairfield	1 2			
			99 A	Loyola Maryland	0 2	123 H	Marist	0 0			

Non-Div. I Games:

Canisius

Average RPI Win: 159		WON-LOST	WINNING	LAST 10	STRENGTH OF	OPP. STRENGTH	TEAM	ADJ	CONF.	ADJ CONF.		
Average RPI Loss: 131		RECORD	PCT. RANK	GAMES	SCHEDULE	OF SCHEDULE	RPI	RPI	RPI	RPI		
DIV. I ONLY		4-10-2	.3125	169	3-6-1	198	192	198	.36263	198	23	23
DIV. I NON-CONF.		3-8-2	.30769	166	2-4-1	181	169	186	.39209	187	23	23
<hr/>												
TOTALS		RPI 1-25	RPI 26-50		W-L RECORDS	RPI 51-100		RPI 101-150		RPI 150+		
4-10-2	0-0-0		0-0-0		OVERALL	0-4-0		2-2-1		2-4-1		
3-1-2	0-0-0		0-0-0		HOME	0-0-0		2-0-1		1-1-1		
1-9-0	0-0-0		0-0-0		AWAY	0-4-0		0-2-0		1-3-0		
0-0-0	0-0-0		0-0-0		NEUTRAL	0-0-0		0-0-0		0-0-0		
<hr/>												
3-8-2	0-0-0		0-0-0		NON-CONFERENCE	0-4-0		1-2-1		2-2-1		
2-1-2	0-0-0		0-0-0		HOME	0-0-0		1-0-1		1-1-1		
1-7-0	0-0-0		0-0-		AWAY	0-4-0		0-2-0		1-1-0		
0-0-0	0-0-0		0-0-0		NEUTRAL	0-0-0		0-0-0		0-0-0		
<hr/>												
1-2-0	0-0-0		0-0-0		CONFERENCE	0-0-0		1-0-0		0-2-0		
1-0-0	0-0-0		0-0-0		HOME	0-0-0		1-0-0		0-0-0		
0-2-0	0-0-0		0-0-0		AWAY	0-0-0		0-0-0		0-2-0		
0-0-0	0-0-0		0-0-0		NEUTRAL	0-0-0		0-0-0		0-0-0		
<hr/>												
RPI S	Opponent	Score	RPI S	Opponent	Score	RPI S	Opponent	Score	RPI S	Opponent	Score	
						59 A	Fairleigh Dickinson	1 2	120 H	Drexel	0 0	
						74 A	Sacred Heart	1 2	123 A	Marist	0 2	
						76 A	St. Francis (NY)	1 2	130 H	Quinnipiac	2 1	
						88 A	Lafayette	1 3	146 A	Buffalo	0 1	
									148 H	Longwood	1 0	
									154 H	Virginia Tech	2 1	
									159 H	Long Island	0 0	
									162 H	Albany (NY)	1 4	
									183 A	Saint Peter's	0 3	
									196 A	Houston Baptist	0 3	
									200 A	Howard	0 1	
									203 A	VMI	3 2	
						<hr/>						
			LAST 10 GAMES									
			200 A	Howard	0 1	130 H	Quinnipiac	2 1				
			88 A	Lafayette	1 3	183 A	Saint Peter's	0 3				
			196 A	Houston Baptist	0 3	74 A	Sacred Heart	1 2				
			148 H	Longwood	1 0	76 A	St. Francis (NY)	1 2				
			154 H	Virginia Tech	2 1	120 H	Drexel	0 0				

Non-Div. I Games:

NJIT

Average RPI Win:	156	WON-LOST RECORD	WINNING PCT. RANK	LAST 10 GAMES	STRENGTH OF SCHEDULE	OPP. STRENGTH OF SCHEDULE	TEAM RPI	ADJ RPI	CONF. RPI	ADJ CONF. RPI	
Average RPI Loss:	135										
DIV. I ONLY	4-12-3	.28947	175	0-7-2	181	197	194	.35284	199	20	20
DIV. I NON-CONF.	4-5-1	.45	116	0-0-0	112	193	133	.45918	142	18	17
<hr/>											
TOTALS	RPI 1-25	RPI 26-50		W-L RECORDS	RPI 51-100		RPI 101-150		RPI 150+		
4-12-3	0-1-0	0-0-0		OVERALL	0-1-1		2-4-0		2-6-2		
0-5-2	0-0-0	0-0-0		HOME	0-0-1		0-1-0		0-4-1		
2-6-1	0-1-0	0-0-0		AWAY	0-1-0		1-2-0		1-2-1		
2-1-0	0-0-0	0-0-0		NEUTRAL	0-0-0		1-1-0		1-0-0		
<hr/>											
4-5-1	0-0-0	0-0-0		NON-CONFERENCE	0-0-1		2-4-0		2-1-0		
0-2-1	0-0-0	0-0-0		HOME	0-0-1		0-1-0		0-1-0		
2-2-0	0-0-0	0-0-		AWAY	0-0-0		1-2-0		1-0-0		
2-1-0	0-0-0	0-0-0		NEUTRAL	0-0-0		1-1-0		1-0-0		
<hr/>											
0-7-2	0-1-0	0-0-0		CONFERENCE	0-1-0		0-0-0		0-5-2		
0-3-1	0-0-0	0-0-0		HOME	0-0-0		0-0-0		0-3-1		
0-4-1	0-1-0	0-0-0		AWAY	0-1-0		0-0-0		0-2-1		
0-0-0	0-0-0	0-0-0		NEUTRAL	0-0-0		0-0-0		0-0-0		
<hr/>											
RPI	S	Opponent	Score	RPI	S	Opponent	Score	RPI	S	Opponent	Score
9	A	Charlotte	1 5					63	H	Cornell	1 1
								86	A	Saint Louis	0 1
								104	A	Niagara	1 3
								105	A	Saint Francis (PA)	0 4
								117	N	Radford	1 5
								138	A	Cleveland St.	2 1
								146	H	Buffalo	0 3
								149	N	Fla. Atlantic	2 0
								153	H	Temple	1 2
								155	H	Rhode Island	1 2
								156	A	George Washington	0 3
								158	A	High Point	2 1
								175	A	Duquesne	1 1
								178	N	UNC Asheville	1 0
								188	A	Richmond	0 1
								190	H	Massachusetts	0 0
								197	H	Canisius	1 2
								202	H	Saint Joseph's	0 1
<hr/>											
LAST 10 GAMES											
188	A	Richmond	0 1	155	H	Rhode Island	1 2				
156	A	George Washington	0 3	86	A	Saint Louis	0 1				
153	H	Temple	1 2	9	A	Charlotte	1 5				
202	H	Saint Joseph's	0 1	175	A	Duquesne	1 1				
190	H	Massachusetts	0 0	63	H	Cornell	1 1				

Non-Div. I Games:

St. Bonaventure

Average RPI Win: 176		WON-LOST	WINNING	LAST 10	STRENGTH OF		OPP. STRENGTH	TEAM	ADJ	CONF.	ADJ CONF.
Average RPI Loss: 121		RECORD	PCT. RANK	GAMES	SCHEDULE		OF SCHEDULE	RPI	RPI	RPI	RPI
DIV. I ONLY		2-12-2	.1875	194	1-6-1		183	202	202	.34849	200
DIV. I NON-CONF.		1-9-2	.16667	192	0-3-1		146	191	198	.37314	197
TOTALS		RPI 1-25	RPI 26-50		W-L RECORDS		RPI 51-100		RPI 101-150		RPI 150+
2-12-2	0-1-0	0-0-0		OVERALL		0-1-0		0-8-0		2-2-2	
1-4-0	0-0-0	0-0-0		HOME		0-1-0		0-1-0		1-2-0	
1-8-1	0-1-0	0-0-0		AWAY		0-0-0		0-7-0		1-0-1	
0-0-1	0-0-0	0-0-0		NEUTRAL		0-0-0		0-0-0		0-0-1	
1-9-2	0-1-0	0-0-0		NON-CONFERENCE		0-1-0		0-6-0		1-1-2	
0-3-0	0-0-0	0-0-0		HOME		0-1-0		0-1-0		0-1-0	
1-6-1	0-1-0	0-0-		AWAY		0-0-0		0-5-0		1-0-1	
0-0-1	0-0-0	0-0-0		NEUTRAL		0-0-0		0-0-0		0-0-1	
1-3-0	0-0-0	0-0-0		CONFERENCE		0-0-0		0-2-0		1-1-0	
1-1-0	0-0-0	0-0-0		HOME		0-0-0		0-0-0		1-1-0	
0-2-0	0-0-0	0-0-0		AWAY		0-0-0		0-2-0		0-0-0	
0-0-0	0-0-0	0-0-0		NEUTRAL		0-0-0		0-0-0		0-0-0	
RPI S	Opponent	Score		RPI S	Opponent	Score		RPI S	Opponent	Score	
24 A	Virginia	0 2						76 H	St. Francis (NY)	1 2	
								103 A	George Mason	0 9	
								105 H	Saint Francis (PA)	1 2	
								111 A	Mt. St. Mary's	0 2	
								115 A	Navy	0 3	
								126 A	Adelphi	0 2	
								147 A	Liberty	0 4	
								148 A	Longwood	0 5	
								149 A	Fla. Atlantic	0 1	
								153 H	Temple	0 1	
								154 A	Virginia Tech	2 1	
								156 N	George Washington	1 1	
								196 H	Houston Baptist	0 1	
								198 H	NJIT	1 0	
								203 A	VMI	2 2	
				LAST 10 GAMES							
				198 H	NJIT	1 0		126 A	Adelphi	0 2	
				196 H	Houston Baptist	0 1		153 H	Temple	0 1	
				115 A	Navy	0 3		203 A	VMI	2 2	
				148 A	Longwood	0 5		149 A	Fla. Atlantic	0 1	
				24 A	Virginia	0 2		111 A	Mt. St. Mary's	0 2	

Non-Div. I Games: Washington Adventist 5 0

Howard

Average RPI Win:	148	WON-LOST	WINNING	LAST 10	STRENGTH OF	OPP. STRENGTH	TEAM	ADJ	CONF.	ADJ CONF.	
Average RPI Loss:	110	RECORD	PCT. RANK	GAMES	SCHEDULE	OF SCHEDULE	RPI	RPI	RPI	RPI	
DIV. I ONLY	1-15-0	.0625	203	0-10-0	127	166	200	.34778	201	19	18
DIV. I NON-CONF.	1-7-0	.125	195	0-2-0	101	142	192	.38979	189	19	19
<hr/>											
TOTALS	RPI 1-25	RPI 26-50		W-L RECORDS	RPI 51-100		RPI 101-150		RPI 150+		
1-15-0	0-0-0	0-3-0		OVERALL	0-4-0		1-5-0		0-3-0		
0-7-0	0-0-0	0-2-0		HOME	0-2-0		0-2-0		0-1-0		
1-8-0	0-0-0	0-1-0		AWAY	0-2-0		1-3-0		0-2-0		
0-0-0	0-0-0	0-0-0		NEUTRAL	0-0-0		0-0-0		0-0-0		
1-7-0	0-0-0	0-2-0		NON-CONFERENCE	0-2-0		1-3-0		0-0-0		
0-3-0	0-0-0	0-1-0		HOME	0-0-0		0-2-0		0-0-0		
1-4-0	0-0-0	0-0-		AWAY	0-2-0		1-1-0		0-0-0		
0-0-0	0-0-0	0-0-0		NEUTRAL	0-0-0		0-0-0		0-0-0		
0-8-0	0-0-0	0-1-0		CONFERENCE	0-2-0		0-2-0		0-3-0		
0-4-0	0-0-0	0-1-0		HOME	0-2-0		0-0-0		0-1-0		
0-4-0	0-0-0	0-0-0		AWAY	0-0-0		0-2-0		0-2-0		
0-0-0	0-0-0	0-0-0		NEUTRAL	0-0-0		0-0-0		0-0-0		
RPI	S	Opponent	Score	RPI	S	Opponent	Score	RPI	S	Opponent	Score
				34	H	UC Riverside	0 2	75	H	East Tenn. St.	2 3
				42	A	UCF	0 3	85	H	Stetson	0 2
				50	H	Fla. Gulf Coast	1 4	87	A	Elon	0 5
								93	A	UNC Greensboro	0 3
								113	A	FIU	1 2
								116	A	Jacksonville	0 1
								135	H	Ga. Southern	0 5
								142	A	Mercer	0 2
								148	A	Longwood	1 0
								149	H	Fla. Atlantic	1 2
								165	A	Belmont	0 2
								181	H	S.C. Upstate	0 2
								186	A	Lipscomb	0 5
<hr/>											
LAST 10 GAMES											
				50	H	Fla. Gulf Coast	1 4	181	H	S.C. Upstate	0 2
				85	H	Stetson	0 2	75	H	East Tenn. St.	2 3
				116	A	Jacksonville	0 1	142	A	Mercer	0 2
				186	A	Lipscomb	0 5	34	H	UC Riverside	0 2
				165	A	Belmont	0 2	149	H	Fla. Atlantic	1 2

Non-Div. I Games:

North Florida

Average RPI Win: 189		WON-LOST RECORD		WINNING PCT. RANK		LAST 10 GAMES		STRENGTH OF SCHEDULE		OPP. STRENGTH OF SCHEDULE		TEAM RPI		ADJ RPI		CONF. RPI		ADJ CONF. RPI	
DIV. I ONLY		2-15-0		.11765 201		1-9-0		159		199		201		.333 202		20		20	
DIV. I NON-CONF.		1-7-0		.125 195		0-1-0		108		184		196		.38284 194		18		17	
TOTALS		RPI 1-25		RPI 26-50		W-L RECORDS		RPI 51-100		RPI 101-150		RPI 150+							
2-15-0		0-0-0		0-0-0		OVERALL		0-6-0		0-3-0		2-6-0							
0-9-0		0-0-0		0-0-0		HOME		0-4-0		0-2-0		0-3-0							
2-6-0		0-0-0		0-0-0		AWAY		0-2-0		0-1-0		2-3-0							
0-0-0		0-0-0		0-0-0		NEUTRAL		0-0-0		0-0-0		0-0-0							
1-7-0		0-0-0		0-0-0		NON-CONFERENCE		0-4-0		0-2-0		1-1-0							
0-4-0		0-0-0		0-0-0		HOME		0-2-0		0-1-0		0-1-0							
1-3-0		0-0-0		0-0-		AWAY		0-2-0		0-1-0		1-0-0							
0-0-0		0-0-0		0-0-0		NEUTRAL		0-0-0		0-0-0		0-0-0							
1-8-0		0-0-0		0-0-0		CONFERENCE		0-2-0		0-1-0		1-5-0							
0-5-0		0-0-0		0-0-0		HOME		0-2-0		0-1-0		0-2-0							
1-3-0		0-0-0		0-0-0		AWAY		0-0-0		0-0-0		1-3-0							
0-0-0		0-0-0		0-0-0		NEUTRAL		0-0-0		0-0-0		0-0-0							
RPI	S	Opponent		Score		RPI	S	Opponent		Score		RPI	S	Opponent		Score			
								57	A	Iona	1	2	107	A	Hartwick	0	1		
								61	H	Fordham	1	2	131	H	La Salle	0	4		
								62	H	Xavier	1	2	143	H	Bucknell	0	1		
								63	H	Cornell	0	1	153	H	Temple	0	2		
								72	H	Villanova	0	3	156	A	George Washington	0	4		
								77	A	Penn	1	5	170	H	Dayton	0	3		
													175	A	Duquesne	0	5		
													179	A	Army	2	0		
													188	A	Richmond	2	3		
													191	H	Detroit	2	5		
													199	A	St. Bonaventure	1	0		
LAST 10 GAMES																			
								131	H	La Salle	0	4			170	H	Dayton	0	3
								61	H	Fordham	1	2			153	H	Temple	0	2
								175	A	Duquesne	0	5			188	A	Richmond	2	3
								199	A	St. Bonaventure	1	0			156	A	George Washington	0	4
								62	H	Xavier	1	2			107	A	Hartwick	0	1

Non-Div. I Games:

Saint Joseph's

Average RPI Win:	178	WON-LOST	WINNING	LAST 10	STRENGTH OF	OPP. STRENGTH	TEAM	ADJ	CONF.	ADJ CONF.		
Average RPI Loss:	147	RECORD	PCT. RANK	GAMES	SCHEDULE	OF SCHEDULE	RPI	RPI	RPI	RPI		
DIV. I ONLY		1-15-2	.11111	202	1-7-2	200	203	203	.27126	203	21	21
DIV. I NON-CONF.		0-8-1	.05556	201	0-0-1	201	203	203	.25847	203	21	21
<hr/>												
TOTALS	RPI 1-25	RPI 26-50		W-L RECORDS		RPI 51-100		RPI 101-150		RPI 150+		
1-15-2	0-1-0	0-0-0		OVERALL		0-1-0		0-5-1		1-8-1		
1-6-1	0-0-0	0-0-0		HOME		0-0-0		0-2-0		1-4-1		
0-8-1	0-1-0	0-0-0		AWAY		0-1-0		0-3-1		0-3-0		
0-1-0	0-0-0	0-0-0		NEUTRAL		0-0-0		0-0-0		0-1-0		
<hr/>												
0-8-1	0-0-0	0-0-0		NON-CONFERENCE		0-1-0		0-2-0		0-5-1		
0-3-1	0-0-0	0-0-0		HOME		0-0-0		0-1-0		0-2-1		
0-4-0	0-0-0	0-0-		AWAY		0-1-0		0-1-0		0-2-0		
0-1-0	0-0-0	0-0-0		NEUTRAL		0-0-0		0-0-0		0-1-0		
<hr/>												
1-7-1	0-1-0	0-0-0		CONFERENCE		0-0-0		0-3-1		1-3-0		
1-3-0	0-0-0	0-0-0		HOME		0-0-0		0-1-0		1-2-0		
0-4-1	0-1-0	0-0-0		AWAY		0-0-0		0-2-1		0-1-0		
0-0-0	0-0-0	0-0-0		NEUTRAL		0-0-0		0-0-0		0-0-0		
<hr/>												
RPI S	Opponent	Score	RPI S	Opponent	Score	RPI S	Opponent	Score	RPI S	Opponent	Score	
20 A	Coastal Caro.	1 4				98 A	North Carolina St.	0 2	117 A	Radford	1 4	
									125 A	Campbell	2 3	
									137 H	Gardner-Webb	1 2	
									142 A	Mercer	1 3	
									147 A	Liberty	0 0	
									148 H	Longwood	0 4	
									158 H	High Point	2 3	
									161 H	Winthrop	0 1	
									165 A	Belmont	1 2	
									178 H	UNC Asheville	2 1	
									179 H	Army	0 1	
									181 A	S.C. Upstate	0 1	
									186 N	Lipscomb	0 1	
									193 A	Presbyterian	1 3	
									198 H	NJIT	2 3	
									200 H	Howard	2 2	
<hr/>												
LAST 10 GAMES												
	158 H	High Point	2	3		117 A	Radford	1	4			
	125 A	Campbell	2	3		161 H	Winthrop	0	1			
	20 A	Coastal Caro.	1	4		193 A	Presbyterian	1	3			
	147 A	Liberty	0	0		200 H	Howard	2	2			
	137 H	Gardner-Webb	1	2		178 H	UNC Asheville	2	1			

Non-Div. I Games:

VMI