

Average RPI Win: 92		WON-LOST RECORD		WINNING PCT. RANK		LAST 10 GAMES		STRENGTH OF SCHEDULE		OPP. STRENGTH OF SCHEDULE		TEAM RPI		ADJ RPI		CONF. RPI		ADJ CONF. RPI	
DIV. I ONLY		23-6-0		.7931 11		7-3-0		32		5		1		.63305 1		2		2	
DIV. I NON-CONF.		20-3-0		.86957 12		4-0-0		16		24		1		.66408 1		2		2	
TOTALS		RPI 1-25		RPI 26-50		W-L RECORDS		RPI 51-100		RPI 101-150		RPI 150+							
23-6-0		7-3-0		2-3-0		OVERALL		7-0-0		1-0-0		6-0-0							
16-1-0		6-1-0		0-0-0		HOME		4-0-0		1-0-0		5-0-0							
7-5-0		1-2-0		2-3-0		AWAY		3-0-0		0-0-0		1-0-0							
0-0-0		0-0-0		0-0-0		NEUTRAL		0-0-0		0-0-0		0-0-0							
20-3-0		5-2-0		1-1-0		NON-CONFERENCE		7-0-0		1-0-0		6-0-0							
14-0-0		4-0-0		0-0-0		HOME		4-0-0		1-0-0		5-0-0							
6-3-0		1-2-0		1-0-		AWAY		3-0-0		0-0-0		1-0-0							
0-0-0		0-0-0		0-0-0		NEUTRAL		0-0-0		0-0-0		0-0-0							
3-3-0		2-1-0		1-2-0		CONFERENCE		0-0-0		0-0-0		0-0-0							
2-1-0		2-1-0		0-0-0		HOME		0-0-0		0-0-0		0-0-0							
1-2-0		0-0-0		1-2-0		AWAY		0-0-0		0-0-0		0-0-0							
0-0-0		0-0-0		0-0-0		NEUTRAL		0-0-0		0-0-0		0-0-0							
RPI	S	Opponent		Score		RPI	S	Opponent		Score		RPI	S	Opponent		Score			
13	H	Northeastern		13	2	33	A	Louisville		4	7	60	H	South Ala.		8	1		
13	H	Northeastern		9	4	33	A	Louisville		8	4	60	H	South Ala.		14	2		
13	H	Northeastern		12	3	47	A	Baylor		2	12	60	H	South Ala.		5	2		
13	H	Northeastern		22	3	47	A	Baylor		11	4	60	H	South Ala.		9	7		
20	A	Kentucky		5	3	47	A	Baylor		0	2	94	A	UTSA		10	6		
20	A	Kentucky		6	11							94	A	UTSA		3	0		
20	A	Kentucky		7	10							94	A	UTSA		5	0		
24	H	West Virginia		8	5														
24	H	West Virginia		0	1														
24	H	West Virginia		4	1														
						LAST 10 GAMES													
						24	H	West Virginia		8	5	13	H	Northeastern		13	2		
						24	H	West Virginia		4	1	13	H	Northeastern		22	3		
						24	H	West Virginia		0	1	47	A	Baylor		11	4		
						13	H	Northeastern		9	4	47	A	Baylor		2	12		
						13	H	Northeastern		12	3	47	A	Baylor		0	2		

Non-Div. I Games:

Texas Tech

Average RPI Win: 92		WON-LOST RECORD		WINNING PCT. RANK		LAST 10 GAMES		STRENGTH OF SCHEDULE		OPP. STRENGTH OF SCHEDULE		TEAM RPI		ADJ RPI		CONF. RPI		ADJ CONF. RPI	
DIV. I ONLY		20-3-0		.86957 1		9-1-0		51		3		2		.6321 2		4		4	
DIV. I NON-CONF.		15-2-0		.88235 6		4-0-0		73		2		3		.63245 3		4		4	
TOTALS		RPI 1-25		RPI 26-50		W-L RECORDS		RPI 51-100		RPI 101-150		RPI 150+							
20-3-0		0-0-0		5-2-0		OVERALL		4-1-0		10-0-0		1-0-0							
16-2-0		0-0-0		2-1-0		HOME		4-1-0		10-0-0		0-0-0							
4-1-0		0-0-0		3-1-0		AWAY		0-0-0		0-0-0		1-0-0							
0-0-0		0-0-0		0-0-0		NEUTRAL		0-0-0		0-0-0		0-0-0							
15-2-0		0-0-0		3-1-0		NON-CONFERENCE		4-1-0		7-0-0		1-0-0							
11-1-0		0-0-0		0-0-0		HOME		4-1-0		7-0-0		0-0-0							
4-1-0		0-0-0		3-0-		AWAY		0-0-0		0-0-0		1-0-0							
0-0-0		0-0-0		0-0-0		NEUTRAL		0-0-0		0-0-0		0-0-0							
5-1-0		0-0-0		2-1-0		CONFERENCE		0-0-0		3-0-0		0-0-0							
5-1-0		0-0-0		2-1-0		HOME		0-0-0		3-0-0		0-0-0							
0-0-0		0-0-0		0-0-0		AWAY		0-0-0		0-0-0		0-0-0							
0-0-0		0-0-0		0-0-0		NEUTRAL		0-0-0		0-0-0		0-0-0							
RPI	S	Opponent		Score		RPI	S	Opponent		Score		RPI	S	Opponent		Score			
				26	H Oregon	5	1	66	H San Di ego	3	0	111	H Southern Cali forni a	11	1				
				26	H Oregon	1	10	82	H Mi chi gan	0	5	111	H Southern Cali forni a	5	1				
				26	H Oregon	4	0	82	H Mi chi gan	7	4	111	H Southern Cali forni a	18	0				
				45	A Texas	9	3	82	H Mi chi gan	7	0	118	H Ri ce	6	2				
				45	A Texas	7	1	82	H Mi chi gan	3	2	118	H Ri ce	2	0				
				45	A Texas	6	8					118	H Ri ce	7	4				
				45	A Texas	11	1					118	H Ri ce	7	2				
												119	H Cal St. Fullerton	5	3				
												119	H Cal St. Fullerton	6	5				
												119	H Cal St. Fullerton	5	1				
												181	A UC Davi s	3	2				
LAST 10 GAMES																			
				26	H Oregon	4	0	111	H Southern Cali forni a	11	1								
				26	H Oregon	5	1	111	H Southern Cali forni a	5	1								
				26	H Oregon	1	10	45	A Texas	11	1								
				66	H San Di ego	3	0	45	A Texas	9	3								
				111	H Southern Cali forni a	18	0	45	A Texas	7	1								

Non-Div. I Games:

Stanford

Florida

Fl ori da

C  
l  
e  
m  
s  
o  
n

C  
l  
e  
m  
s  
o  
n

Clemson

# Ole Miss

# O l e M i s s

Ol e Mi ss

Average RPI Win:		125	WON-LOST RECORD		WINNING PCT. RANK		LAST 10 GAMES		STRENGTH OF SCHEDULE		OPP. STRENGTH OF SCHEDULE		TEAM RPI		ADJ RPI		CONF. RPI		ADJ CONF. RPI	
DIV. I ONLY			19-6-0		.76		16		7-3-0		39		21		6		.61843		5	
DIV. I NON-CONF.			18-4-0		.81818		18		6-1-0		76		29		6		.61345		6	
TOTALS		RPI 1-25		RPI 26-50		W-L RECORDS		RPI 51-100		RPI 101-150		RPI 150+								
19-6-0		2-4-0		1-0-0		OVERALL		5-1-0		4-1-0		7-0-0								
13-1-0		0-0-0		1-0-0		HOME		5-1-0		3-0-0		4-0-0								
6-5-0		2-4-0		0-0-0		AWAY		0-0-0		1-1-0		3-0-0								
0-0-0		0-0-0		0-0-0		NEUTRAL		0-0-0		0-0-0		0-0-0								
18-4-0		1-2-0		1-0-0		NON-CONFERENCE		5-1-0		4-1-0		7-0-0								
13-1-0		0-0-0		1-0-0		HOME		5-1-0		3-0-0		4-0-0								
5-3-0		1-2-0		0-0-		AWAY		0-0-0		1-1-0		3-0-0								
0-0-0		0-0-0		0-0-0		NEUTRAL		0-0-0		0-0-0		0-0-0								
1-2-0		1-2-0		0-0-0		CONFERENCE		0-0-0		0-0-0		0-0-0								
0-0-0		0-0-0		0-0-0		HOME		0-0-0		0-0-0		0-0-0								
1-2-0		1-2-0		0-0-0		AWAY		0-0-0		0-0-0		0-0-0								
0-0-0		0-0-0		0-0-0		NEUTRAL		0-0-0		0-0-0		0-0-0								
RPI	S	Opponent		Score		RPI	S	Opponent		Score		RPI	S	Opponent		Score				
10	A	East Carolina		14	3	46	H	Oklahoma		2	1	74	H	Nebraska		9	1			
10	A	East Carolina		3	7							74	H	Nebraska		6	3			
10	A	East Carolina		0	5							74	H	Nebraska		9	10			
14	A	Creighton		1	3							91	H	UT Arlington		12	3			
14	A	Creighton		7	4							91	H	UT Arlington		5	1			
25	A	Missouri		4	9							91	H	UT Arlington		5	4			
						LAST 10 GAMES														
						10	A	East Carolina		0	5	145	H	Furman		14	3			
						10	A	East Carolina		3	7	145	H	Furman		11	1			
						10	A	East Carolina		14	3	46	H	Oklahoma		2	1			
						106	A	Central Ark.		9	6	14	A	Creighton		7	4			
						145	H	Furman		3	1	14	A	Creighton		1	3			

Non-Div. I Games:

Wichita St.

Average RPI Win:		74	WON-LOST		WINNING		LAST 10		STRENGTH OF		OPP. STRENGTH		TEAM	ADJ		CONF.	ADJ CONF.	
Average RPI Loss:		58	RECORD		PCT. RANK		GAMES		SCHEDULE		OF SCHEDULE		RPI	RPI		RPI	RPI	
DIV. I ONLY			22-7-0		.75862		17		7-3-0		34		2		7		.61547	
DIV. I NON-CONF.			15-2-0		.88235		6		2-1-0		20		8		2		.65528	
TOTALS		RPI 1-25		RPI 26-50		W-L RECORDS		RPI 51-100		RPI 101-150		RPI 150+						
22-7-0		2-3-0		5-1-0		OVERALL		11-1-0		1-2-0		3-0-0						
18-2-0		0-0-0		5-1-0		HOME		10-1-0		0-0-0		3-0-0						
4-4-0		2-2-0		0-0-0		AWAY		1-0-0		1-2-0		0-0-0						
0-1-0		0-1-0		0-0-0		NEUTRAL		0-0-0		0-0-0		0-0-0						
15-2-0		0-2-0		3-0-0		NON-CONFERENCE		9-0-0		0-0-0		3-0-0						
14-0-0		0-0-0		3-0-0		HOME		8-0-0		0-0-0		3-0-0						
1-1-0		0-1-0		0-0-		AWAY		1-0-0		0-0-0		0-0-0						
0-1-0		0-1-0		0-0-0		NEUTRAL		0-0-0		0-0-0		0-0-0						
7-5-0		2-1-0		2-1-0		CONFERENCE		2-1-0		1-2-0		0-0-0						
4-2-0		0-0-0		2-1-0		HOME		2-1-0		0-0-0		0-0-0						
3-3-0		2-1-0		0-0-0		AWAY		0-0-0		1-2-0		0-0-0						
0-0-0		0-0-0		0-0-0		NEUTRAL		0-0-0		0-0-0		0-0-0						
RPI	S	Opponent		Score		RPI	S	Opponent		Score		RPI	S	Opponent		Score		
3	A	Florida		6	12	33	H	Louisville		8	7	55	H	South Fla.		5	2	
3	N	Florida		0	1	33	H	Louisville		9	4	56	A	Jacksonville		4	0	
12	A	North Carolina		9	4	33	H	Louisville		1	6	67	H	UCF		6	4	
12	A	North Carolina		8	16	38	H	Troy		6	5	67	H	UCF		13	3	
12	A	North Carolina		6	3	38	H	Troy		7	3	72	H	Xavier		7	2	
						38	H	Troy		9	4	72	H	Xavier		5	1	
												72	H	Xavier		11	1	
												95	H	Kansas		12	7	
												95	H	Kansas		10	5	
												98	H	Notre Dame		7	5	
												98	H	Notre Dame		7	8	
												98	H	Notre Dame		6	4	
LAST 10 GAMES																		
						33	H	Louisville		1	6	12	A	North Carolina		6	3	
						33	H	Louisville		8	7	12	A	North Carolina		8	16	
						33	H	Louisville		9	4	67	H	UCF		13	3	
						3	N	Florida		0	1	67	H	UCF		6	4	
						12	A	North Carolina		9	4	98	H	Notre Dame		7	5	

Non-Div. I Games:

Florida St.

Average RPI Win:		109	WON-LOST RECORD		WINNING PCT. RANK		LAST 10 GAMES		STRENGTH OF SCHEDULE		OPP. STRENGTH OF SCHEDULE		TEAM RPI		ADJ RPI		CONF. RPI		ADJ CONF. RPI	
DIV. I ONLY			21-7-0		.75 20		9-1-0		30		29		8		.61171 8		1		1	
DIV. I NON-CONF.			14-5-0		.73684 33		2-0-0		112		55		26		.57901 26		1		1	
TOTALS		RPI 1-25		RPI 26-50		W-L RECORDS		RPI 51-100		RPI 101-150		RPI 150+								
21-7-0		2-1-0		0-3-0		OVERALL		6-1-0		11-1-0		2-1-0								
16-2-0		2-1-0		0-0-0		HOME		3-0-0		10-1-0		1-0-0								
5-5-0		0-0-0		0-3-0		AWAY		3-1-0		1-0-0		1-1-0								
0-0-0		0-0-0		0-0-0		NEUTRAL		0-0-0		0-0-0		0-0-0								
14-5-0		0-0-0		0-3-0		NON-CONFERENCE		1-0-0		11-1-0		2-1-0								
11-1-0		0-0-0		0-0-0		HOME		0-0-0		10-1-0		1-0-0								
3-4-0		0-0-0		0-0-		AWAY		1-0-0		1-0-0		1-1-0								
0-0-0		0-0-0		0-0-0		NEUTRAL		0-0-0		0-0-0		0-0-0								
7-2-0		2-1-0		0-0-0		CONFERENCE		5-1-0		0-0-0		0-0-0								
5-1-0		2-1-0		0-0-0		HOME		3-0-0		0-0-0		0-0-0								
2-1-0		0-0-0		0-0-0		AWAY		2-1-0		0-0-0		0-0-0								
0-0-0		0-0-0		0-0-0		NEUTRAL		0-0-0		0-0-0		0-0-0								
RPI	S	Opponent		Score		RPI	S	Opponent		Score		RPI	S	Opponent		Score				
15	H	Texas A&M		11 5		30	A	Col. of Charleston		2 5		52	A	Alabama		9 10				
15	H	Texas A&M		0 5		30	A	Col. of Charleston		4 6		52	A	Alabama		6 5				
15	H	Texas A&M		3 0		30	A	Col. of Charleston		0 6		52	A	Alabama		6 5				
												65	H	South Carolina		3 0				
												65	H	South Carolina		7 5				
												65	H	South Carolina		12 3				
												70	A	Georgi a St.		12 2				

Non-Div. I Games:

Georgia



Average RPI Win:		99	WON-LOST		WINNING		LAST 10		STRENGTH OF		OPP. STRENGTH		TEAM	ADJ		CONF.	ADJ CONF.	
Average RPI Loss:		22	RECORD		PCT. RANK		GAMES		SCHEDULE		OF SCHEDULE		RPI	RPI		RPI	RPI	
DIV. I ONLY			22-7-0		.75862		17		4-6-0		17		27		9		.61067	
DIV. I NON-CONF.			17-2-0		.89474		5		0-1-0		100		28		5		.61623	
TOTALS		RPI 1-25		RPI 26-50		W-L RECORDS		RPI 51-100		RPI 101-150		RPI 150+						
22-7-0		6-6-0		2-1-0		OVERALL		6-0-0		3-0-0		5-0-0						
18-4-0		5-4-0		2-0-0		HOME		4-0-0		3-0-0		4-0-0						
3-3-0		1-2-0		0-1-0		AWAY		1-0-0		0-0-0		1-0-0						
1-0-0		0-0-0		0-0-0		NEUTRAL		1-0-0		0-0-0		0-0-0						
17-2-0		2-1-0		2-1-0		NON-CONFERENCE		5-0-0		3-0-0		5-0-0						
15-1-0		2-1-0		2-0-0		HOME		4-0-0		3-0-0		4-0-0						
2-1-0		0-0-0		0-0-		AWAY		1-0-0		0-0-0		1-0-0						
0-0-0		0-0-0		0-0-0		NEUTRAL		0-0-0		0-0-0		0-0-0						
5-5-0		4-5-0		0-0-0		CONFERENCE		1-0-0		0-0-0		0-0-0						
3-3-0		3-3-0		0-0-0		HOME		0-0-0		0-0-0		0-0-0						
1-2-0		1-2-0		0-0-0		AWAY		0-0-0		0-0-0		0-0-0						
1-0-0		0-0-0		0-0-0		NEUTRAL		1-0-0		0-0-0		0-0-0						
RPI	S	Opponent		Score		RPI	S	Opponent		Score		RPI	S	Opponent		Score		
13	H	Northeastern		1	2	35	A	Georgi a Tech		4	6	52	N	Al abama		5	2	
13	H	Northeastern		6	0	35	H	Georgi a Tech		12	7	60	A	South Al a.		7	6	
13	H	Northeastern		14	8	38	H	Troy		6	5	70	H	Georgi a St.		3	2	
15	H	Texas A&M		11	5							87	H	BYU		9	5	
15	H	Texas A&M		4	1							87	H	BYU		21	4	
15	H	Texas A&M		1	5							87	H	BYU		4	3	
20	A	Kentucky		4	5													
20	A	Kentucky		3	13													
20	A	Kentucky		4	3													
25	H	Mi ssouri		5	2													
25	H	Mi ssouri		1	2													
25	H	Mi ssouri		0	5													
						LAST 10 GAMES												
25	H	Mi ssouri		0	5	20	A	Kentucky		3	13	20	A	Kentucky		4	5	
25	H	Mi ssouri		1	2	20	A	Kentucky		4	5	35	A	Georgi a Tech		4	6	
25	H	Mi ssouri		5	2	15	H	Texas A&M		1	5	15	H	Texas A&M		11	5	
52	N	Al abama		5	2	15	H	Texas A&M		11	5							
20	A	Kentucky		4	3													

Non-Div. I Games:

Auburn

Average RPI Win:		120	WON-LOST RECORD		WINNING PCT. RANK		LAST 10 GAMES		STRENGTH OF SCHEDULE		OPP. STRENGTH OF SCHEDULE		TEAM RPI		ADJ RPI		CONF. RPI		ADJ CONF. RPI				
DIV. I ONLY			20-6-0		.76923 14		7-2-0		25		31		10		.60913 10		5		5				
DIV. I NON-CONF.			16-4-0		.8 21		3-0-0		101		22		19		.58564 19		6		6				
TOTALS		RPI 1-25		RPI 26-50		W-L RECORDS		RPI 51-100		RPI 101-150		RPI 150+											
20-6-0		4-2-0		1-1-0		OVERALL		5-1-0		3-2-0		7-0-0											
13-4-0		3-1-0		1-1-0		HOME		3-0-0		0-2-0		6-0-0											
7-1-0		1-0-0		0-0-0		AWAY		2-1-0		3-0-0		1-0-0											
0-1-0		0-1-0		0-0-0		NEUTRAL		0-0-0		0-0-0		0-0-0											
16-4-0		2-1-0		1-1-0		NON-CONFERENCE		3-0-0		3-2-0		7-0-0											
11-3-0		1-0-0		1-1-0		HOME		3-0-0		0-2-0		6-0-0											
5-0-0		1-0-0		0-0-		AWAY		0-0-0		3-0-0		1-0-0											
0-1-0		0-1-0		0-0-0		NEUTRAL		0-0-0		0-0-0		0-0-0											
4-2-0		2-1-0		0-0-0		CONFERENCE		2-1-0		0-0-0		0-0-0											
2-1-0		2-1-0		0-0-0		HOME		0-0-0		0-0-0		0-0-0											
2-1-0		0-0-0		0-0-0		AWAY		2-1-0		0-0-0		0-0-0											
0-0-0		0-0-0		0-0-0		NEUTRAL		0-0-0		0-0-0		0-0-0											
RPI	S	Opponent		Score		RPI	S	Opponent		Score		RPI	S	Opponent		Score							
6	H	Wichita St.		7 3		28	H	Missouri St.		4 7		67	A	UCF		12 4							
6	H	Wichita St.		3 14		30	H	Col. of Charleston		5 2		67	A	UCF		1 9							
6	H	Wichita St.		5 0								67	A	UCF		11 6							
12	A	North Carolina		12 0								85	H	Maryl and		18 4							
12	H	North Carolina		2 1								85	H	Maryl and		4 0							
12	N	North Carolina		4 5								85	H	Maryl and		4 0							

Non-Div. I Games:

East Carolina

Average RPI Win:		107	WON-LOST RECORD		WINNING PCT. RANK		LAST 10 GAMES		STRENGTH OF SCHEDULE		OPP. STRENGTH OF SCHEDULE		TEAM RPI		ADJ RPI		CONF. RPI		ADJ CONF. RPI				
DIV. I ONLY			19-9-0		.67857 42		5-5-0		9		51		11		.60746 11		1		1				
DIV. I NON-CONF.			14-5-0		.73684 33		1-1-0		140		75		48		.55792 48		1		1				
TOTALS		RPI 1-25		RPI 26-50				W-L RECORDS				RPI 51-100				RPI 101-150				RPI 150+			
19-9-0		5-4-0		3-0-0				OVERALL				2-2-0				3-2-0				6-1-0			
14-2-0		3-0-0		2-0-0				HOME				2-1-0				2-1-0				5-0-0			
4-6-0		2-4-0		1-0-0				AWAY				0-1-0				0-1-0				1-0-0			
1-1-0		0-0-0		0-0-0				NEUTRAL				0-0-0				1-0-0				0-1-0			
14-5-0		0-0-0		3-0-0				NON-CONFERENCE				2-2-0				3-2-0				6-1-0			
11-2-0		0-0-0		2-0-0				HOME				2-1-0				2-1-0				5-0-0			
2-2-0		0-0-0		1-0-				AWAY				0-1-0				0-1-0				1-0-0			
1-1-0		0-0-0		0-0-0				NEUTRAL				0-0-0				1-0-0				0-1-0			
5-4-0		5-4-0		0-0-0				CONFERENCE				0-0-0				0-0-0				0-0-0			
3-0-0		3-0-0		0-0-0				HOME				0-0-0				0-0-0				0-0-0			
2-4-0		2-4-0		0-0-0				AWAY				0-0-0				0-0-0				0-0-0			
0-0-0		0-0-0		0-0-0				NEUTRAL				0-0-0				0-0-0				0-0-0			
RPI	S	Opponent		Score		RPI	S	Opponent		Score		RPI	S	Opponent		Score		RPI	S	Opponent		Score	
3	A	Florida		2	17	45	H	Texas		13	4	63	H	Kent St.		7	2	102	N	Arizona		1	0
3	A	Florida		4	5	45	H	Texas		7	5	63	H	Kent St.		11	4	111	H	Southern Cal i forni a		1	3
3	A	Florida		6	3	50	A	San Di ego St.		5	2	63	H	Kent St.		4	10	111	H	Southern Cal i forni a		4	0
5	A	Ole Miss		6	4							66	A	San Di ego		6	7	111	H	Southern Cal i forni a		7	6
5	A	Ole Miss		10	11													130	A	Charlotte		3	6
5	A	Ole Miss		4	5													188	N	Cal Poly		3	4
20	H	Kentucky		16	9													216	A	Memphi s		8	7
20	H	Kentucky		14	2													224	H	Bucknel l		14	2
20	H	Kentucky		9	4													224	H	Bucknel l		3	1
																		224	H	Bucknel l		32	4
																		239	H	Dayton		11	0
																		239	H	Dayton		18	1
LAST 10 GAMES																							
5	A	Ole Miss		10	11	3	A	Fl ori da		2	17												
5	A	Ole Miss		4	5	3	A	Fl ori da		6	3												
5	A	Ole Miss		6	4	130	A	Charlotte		3	6												
216	A	Memphi s		8	7	20	H	Kentucky		16	9												
3	A	Fl ori da		4	5	20	H	Kentucky		14	2												

Non-Div. I Games:

Arkansas

Average RPI Win: 103		WON-LOST RECORD	WINNING PCT. RANK	LAST 10 GAMES	STRENGTH OF SCHEDULE	OPP. STRENGTH OF SCHEDULE	TEAM RPI	ADJ RPI	CONF. RPI	ADJ CONF. RPI							
Average RPI Loss: 48																	
DIV. I ONLY		18-10-0	.64286	53	8-2-0	3	57	12	.60447	12	3	3					
DIV. I NON-CONF.		10-6-0	.625	83	2-0-0	4	109	11	.59804	11	3	3					
<hr/>																	
TOTALS		RPI 1-25		RPI 26-50		W-L RECORDS		RPI 51-100		RPI 101-150		RPI 150+					
18-10-0		2-4-0		1-2-0		OVERALL		6-3-0		4-0-0		5-1-0					
13-6-0		1-3-0		0-0-0		HOME		4-2-0		3-0-0		5-1-0					
4-4-0		0-1-0		1-2-0		AWAY		2-1-0		1-0-0		0-0-0					
1-0-0		1-0-0		0-0-0		NEUTRAL		0-0-0		0-0-0		0-0-0					
10-6-0		1-2-0		0-0-0		NON-CONFERENCE		3-3-0		1-0-0		5-1-0					
6-4-0		0-1-0		0-0-0		HOME		1-2-0		0-0-0		5-1-0					
3-2-0		0-1-0		0-0-		AWAY		2-1-0		1-0-0		0-0-0					
1-0-0		1-0-0		0-0-0		NEUTRAL		0-0-0		0-0-0		0-0-0					
8-4-0		1-2-0		1-2-0		CONFERENCE		3-0-0		3-0-0		0-0-0					
7-2-0		1-2-0		0-0-0		HOME		3-0-0		3-0-0		0-0-0					
1-2-0		0-0-0		1-2-0		AWAY		0-0-0		0-0-0		0-0-0					
0-0-0		0-0-0		0-0-0		NEUTRAL		0-0-0		0-0-0		0-0-0					
RPI	S	Opponent		Score		RPI	S	Opponent		Score		RPI	S	Opponent		Score	
7	H	Florida St.		3 6		33	A	Louisville		4 5		55	A	South Fla.		3 4	
7	H	Florida St.		4 9		33	A	Louisville		10 3		55	A	South Fla.		12 5	
7	H	Florida St.		16 8		33	A	Louisville		4 6		55	A	South Fla.		9 8	
10	A	East Carolina		1 2								68	H	St. John's (NY)		2 5	
10	H	East Carolina		0 12								75	H	Pittsburgh		15 3	
10	N	East Carolina		5 4								75	H	Pittsburgh		4 0	
												75	H	Pittsburgh		13 2	
												85	H	Maryland		13 1	
												89	H	UNCW		4 5	

Non-Div. I Games:

North Carolina

Average RPI Win:		138	WON-LOST		WINNING		LAST 10		STRENGTH OF		OPP. STRENGTH		TEAM	ADJ		CONF.	ADJ CONF.		
Average RPI Loss:		22	RECORD		PCT. RANK		GAMES		SCHEDULE		OF SCHEDULE		RPI	RPI		RPI	RPI		
DIV. I ONLY			14-10-0		.58333		97		1-0-0		10		50		13		.60246 13 16 16		
DIV. I NON-CONF.			12-9-0		.57143		108		1-0-0		12		45		10		.60066 10 16 16		
TOTALS		RPI 1-25		RPI 26-50		W-L RECORDS		RPI 51-100		RPI 101-150		RPI 150+							
14-10-0		5-9-0		0-0-0		OVERALL		1-0-0		3-1-0		5-0-0							
1-0-0		0-0-0		0-0-0		HOME		0-0-0		0-0-0		1-0-0							
5-7-0		1-6-0		0-0-0		AWAY		1-0-0		3-1-0		0-0-0							
8-3-0		4-3-0		0-0-0		NEUTRAL		0-0-0		0-0-0		4-0-0							
12-9-0		5-9-0		0-0-0		NON-CONFERENCE		1-0-0		1-0-0		5-0-0							
1-0-0		0-0-0		0-0-0		HOME		0-0-0		0-0-0		1-0-0							
3-6-0		1-6-0		0-0-		AWAY		1-0-0		1-0-0		0-0-0							
8-3-0		4-3-0		0-0-0		NEUTRAL		0-0-0		0-0-0		4-0-0							
2-1-0		0-0-0		0-0-0		CONFERENCE		0-0-0		2-1-0		0-0-0							
0-0-0		0-0-0		0-0-0		HOME		0-0-0		0-0-0		0-0-0							
2-1-0		0-0-0		0-0-0		AWAY		0-0-0		2-1-0		0-0-0							
0-0-0		0-0-0		0-0-0		NEUTRAL		0-0-0		0-0-0		0-0-0							
RPI	S	Opponent		Score		RPI	S	Opponent		Score		RPI	S	Opponent		Score			
1	A	Texas Tech		3	22			93	A	Boston College		7	4	115	A	Rhode Island		15	8
1	A	Texas Tech		2	13								138	A	James Madison		10	2	
1	A	Texas Tech		3	12								138	A	James Madison		3	6	
1	A	Texas Tech		4	9								138	A	James Madison		8	1	
9	A	Auburn		2	1								250	H	Hartford		3	1	
9	A	Auburn		0	6								266	N	Georgetown		9	5	
9	A	Auburn		8	14								275	N	Dartmouth		10	8	
14	N	Creighton		8	3								280	N	Presbyteri an		6	1	
14	N	Creighton		7	15								284	N	Vi llanova		1	0	
14	N	Creighton		12	7														
25	N	Mi ssouri		1	20														
25	N	Mi ssouri		10	8														
25	N	Mi ssouri		2	5														
25	N	Mi ssouri		4	2														
LAST 10 GAMES																			
250	H	Hartford		3	1	1	A	Texas Tech		4	9								
138	A	James Madison		8	1	1	A	Texas Tech		2	13								
138	A	James Madison		3	6	1	A	Texas Tech		3	12								
138	A	James Madison		10	2	1	A	Texas Tech		3	22								
115	A	Rhode Island		15	8	93	A	Boston College		7	4								

Non-Div. I Games:

Northeastern

Average RPI Win:		125	WON-LOST RECORD		WINNING PCT. RANK		LAST 10 GAMES		STRENGTH OF SCHEDULE		OPP. STRENGTH OF SCHEDULE		TEAM RPI		ADJ RPI		CONF. RPI		ADJ CONF. RPI	
DIV. I ONLY			16-6-0		.72727 27		8-2-0		108		12		14		.59403 14		12		12	
DIV. I NON-CONF.			16-6-0		.72727 38		8-2-0		99		13		15		.59403 15		12		12	
TOTALS		RPI 1-25		RPI 26-50		W-L RECORDS		RPI 51-100		RPI 101-150		RPI 150+								
16-6-0		2-3-0		0-0-0		OVERALL		6-1-0		1-2-0		7-0-0								
5-1-0		1-1-0		0-0-0		HOME		1-0-0		0-0-0		3-0-0								
10-3-0		0-0-0		0-0-0		AWAY		5-1-0		1-2-0		4-0-0								
1-2-0		1-2-0		0-0-0		NEUTRAL		0-0-0		0-0-0		0-0-0								
16-6-0		2-3-0		0-0-0		NON-CONFERENCE		6-1-0		1-2-0		7-0-0								
5-1-0		1-1-0		0-0-0		HOME		1-0-0		0-0-0		3-0-0								
10-3-0		0-0-0		0-0-		AWAY		5-1-0		1-2-0		4-0-0								
1-2-0		1-2-0		0-0-0		NEUTRAL		0-0-0		0-0-0		0-0-0								
0-0-0		0-0-0		0-0-0		CONFERENCE		0-0-0		0-0-0		0-0-0								
0-0-0		0-0-0		0-0-0		HOME		0-0-0		0-0-0		0-0-0								
0-0-0		0-0-0		0-0-0		AWAY		0-0-0		0-0-0		0-0-0								
0-0-0		0-0-0		0-0-0		NEUTRAL		0-0-0		0-0-0		0-0-0								
RPI	S	Opponent		Score		RPI	S	Opponent		Score		RPI	S	Opponent		Score				
6	H	Wichita St.		3	1			51	A	Minnesota		7	3	106	A	Central Ark.		2	6	
6	H	Wichita St.		4	7			51	A	Minnesota		7	3	106	A	Central Ark.		6	7	
13	N	Northeastern		7	12			51	A	Minnesota		1	15	106	A	Central Ark.		12	5	
13	N	Northeastern		15	7			64	A	Illinois St.		7	5	181	A	UC Davis		10	7	
13	N	Northeastern		3	8			64	A	Illinois St.		5	1	181	A	UC Davis		9	6	
								69	A	Kansas St.		13	3	181	A	UC Davis		6	3	
								74	H	Nebraska		3	1	227	H	Evansville		2	1	
														227	H	Evansville		12	7	
														227	H	Evansville		5	4	
														278	A	Ark. -Pine Bluff		10	6	
						LAST 10 GAMES														
						227	H	Evansville		12	7	64	A	Illinois St.		5	1			
						227	H	Evansville		5	4	6	H	Wichita St.		4	7			
						227	H	Evansville		2	1	6	H	Wichita St.		3	1			
						74	H	Nebraska		3	1	69	A	Kansas St.		13	3			
						64	A	Illinois St.		7	5	51	A	Minnesota		1	15			

Non-Div. I Games:

Creighton

Average RPI Win:		119	WON-LOST RECORD		WINNING PCT. RANK		LAST 10 GAMES		STRENGTH OF SCHEDULE		OPP. STRENGTH OF SCHEDULE		TEAM RPI		ADJ RPI		CONF. RPI		ADJ CONF. RPI					
DIV. I ONLY			21-8-0		.72414		28		5-5-0		63		8		15		.59293		15		1		1	
DIV. I NON-CONF.			18-2-0		.9		4		2-0-0		242		14		27		.57726		27		1		1	
TOTALS		RPI 1-25		RPI 26-50		W-L RECORDS		RPI 51-100		RPI 101-150		RPI 150+												
21-8-0		3-6-0		1-0-0		OVERALL		1-2-0		10-0-0		6-0-0												
15-3-0		1-2-0		0-0-0		HOME		0-1-0		8-0-0		6-0-0												
4-4-0		2-4-0		0-0-0		AWAY		0-0-0		2-0-0		0-0-0												
2-1-0		0-0-0		1-0-0		NEUTRAL		1-1-0		0-0-0		0-0-0												
18-2-0		0-0-0		1-0-0		NON-CONFERENCE		1-2-0		10-0-0		6-0-0												
14-1-0		0-0-0		0-0-0		HOME		0-1-0		8-0-0		6-0-0												
2-0-0		0-0-0		0-0-		AWAY		0-0-0		2-0-0		0-0-0												
2-1-0		0-0-0		1-0-0		NEUTRAL		1-1-0		0-0-0		0-0-0												
3-6-0		3-6-0		0-0-0		CONFERENCE		0-0-0		0-0-0		0-0-0												
1-2-0		1-2-0		0-0-0		HOME		0-0-0		0-0-0		0-0-0												
2-4-0		2-4-0		0-0-0		AWAY		0-0-0		0-0-0		0-0-0												
0-0-0		0-0-0		0-0-0		NEUTRAL		0-0-0		0-0-0		0-0-0												
RPI	S	Opponent		Score		RPI	S	Opponent		Score		RPI	S	Opponent		Score								
5	H	Ole Miss		7 6		47	N	Baylor		5 4		58	N	Louisiana Tech		2 4								
5	H	Ole Miss		6 7								61	N	California		9 5								
5	H	Ole Miss		4 5								91	H	UT Arlington		1 5								
8	A	Georgia		5 11										105 A A&M-Corpus Christi		5 3								
8	A	Georgia		5 0										115 H Rhode Island		4 1								
8	A	Georgia		0 3										115 H Rhode Island		4 3								
9	A	Auburn		5 1										115 H Rhode Island		10 2								
9	A	Auburn		5 11										118 A Rice		13 4								
9	A	Auburn		1 4										120 H Long Beach St.		5 1								
														120 H Long Beach St.		19 1								
														120 H Long Beach St.		3 1								
														133 H Northwestern St.		7 6								
														133 H Northwestern St.		6 1								
														155 H Incarnate Word		9 7								
														183 H Houston Baptist		7 1								
														190 H Cornell I		22 0								
														190 H Cornell I		8 2								
														190 H Cornell I		3 2								
														263 H SFA		11 4								
LAST 10 GAMES																								
8	A	Georgia		5 0		5	H	Ole Miss		7 6		5	H	Ole Miss		4 5								
8	A	Georgia		0 3								118	A	Rice		13 4								
8	A	Georgia		5 11								9	A	Auburn		5 1								
105	A	A&M-Corpus Christi		5 3								9	A	Auburn		5 11								
5	H	Ole Miss		6 7																				

Non-Div. I Games:

Texas A&amp;M

Average RPI Win:	148	WON-LOST RECORD	WINNING PCT. RANK	LAST 10 GAMES	STRENGTH OF SCHEDULE	OPP. STRENGTH OF SCHEDULE	TEAM RPI	ADJ RPI	CONF. RPI	ADJ CONF. RPI	
DIV. I ONLY	20-8-0	.71429	30	6-4-0	65	74	16	.59169	16	13	13
DIV. I NON-CONF.	14-5-0	.73684	33	1-1-0	63	33	8	.60222	8	13	13
<hr/>											
TOTALS	RPI 1-25	RPI 26-50		W-L RECORDS	RPI 51-100		RPI 101-150		RPI 150+		
20-8-0	0-1-0	5-5-0		OVERALL	2-0-0		0-1-0		13-1-0		
13-2-0	0-0-0	4-2-0		HOME	1-0-0		0-0-0		8-0-0		
7-6-0	0-1-0	1-3-0		AWAY	1-0-0		0-1-0		5-1-0		
0-0-0	0-0-0	0-0-0		NEUTRAL	0-0-0		0-0-0		0-0-0		
14-5-0	0-1-0	4-3-0		NON-CONFERENCE	2-0-0		0-1-0		8-0-0		
12-0-0	0-0-0	3-0-0		HOME	1-0-0		0-0-0		8-0-0		
2-5-0	0-1-0	1-0-		AWAY	1-0-0		0-1-0		0-0-0		
0-0-0	0-0-0	0-0-0		NEUTRAL	0-0-0		0-0-0		0-0-0		
6-3-0	0-0-0	1-2-0		CONFERENCE	0-0-0		0-0-0		5-1-0		
1-2-0	0-0-0	1-2-0		HOME	0-0-0		0-0-0		0-0-0		
5-1-0	0-0-0	0-0-0		AWAY	0-0-0		0-0-0		5-1-0		
0-0-0	0-0-0	0-0-0		NEUTRAL	0-0-0		0-0-0		0-0-0		
<hr/>											
RPI	S	Opponent	Score	RPI	S	Opponent	Score	RPI	S	Opponent	Score
3	A	Florida	1 6	26	A	Oregon	0 4	78	A	Miami (FL)	11 9
				26	A	Oregon	4 10	78	H	Miami (FL)	5 4
				26	A	Oregon	1 2				
				26	A	Oregon	5 0				
				39	H	Southern Miss.	2 5				
				39	H	Southern Miss.	6 5				
				39	H	Southern Miss.	3 14				
				43	H	Seton Hall	10 0				
				43	H	Seton Hall	11 3				
				43	H	Seton Hall	4 2				
				LAST 10 GAMES							
				203	A	Marshall	17 3	39	H	Southern Miss.	2 5
				203	A	Marshall	8 6	39	H	Southern Miss.	6 5
				203	A	Marshall	3 2	78	A	Miami (FL)	11 9
				121	A	Bethune-Cookman	6 7	212	A	Old Dominion	1 2
				39	H	Southern Miss.	3 14	212	A	Old Dominion	12 7
<hr/>											

**Non-Div. I Games:**

Fl a. Atl anti c



Average RPI Win:	115	WON-LOST RECORD	WINNING PCT. RANK	LAST 10 GAMES	STRENGTH OF SCHEDULE	OPP. STRENGTH OF SCHEDULE	TEAM RPI	ADJ RPI	CONF. RPI	ADJ CONF. RPI							
DIV. I ONLY		23-5-0	.82143	6	8-2-0	125	11	17	.59103	17	3	3					
DIV. I NON-CONF.		14-2-0	.875	10	1-0-0	202	64	34	.56935	34	3	3					
<hr/>																	
TOTALS	RPI 1-25	RPI 26-50		W-L RECORDS		RPI 51-100		RPI 101-150		RPI 150+							
23-5-0	3-0-0	4-2-0		OVERALL		2-1-0		7-2-0		7-0-0							
17-4-0	0-0-0	4-2-0		HOME		2-1-0		5-1-0		6-0-0							
6-1-0	3-0-0	0-0-0		AWAY		0-0-0		2-1-0		1-0-0							
0-0-0	0-0-0	0-0-0		NEUTRAL		0-0-0		0-0-0		0-0-0							
14-2-0	0-0-0	2-1-0		NON-CONFERENCE		0-0-0		5-1-0		7-0-0							
13-2-0	0-0-0	2-1-0		HOME		0-0-0		5-1-0		6-0-0							
1-0-0	0-0-0	0-0-		AWAY		0-0-0		0-0-0		1-0-0							
0-0-0	0-0-0	0-0-0		NEUTRAL		0-0-0		0-0-0		0-0-0							
9-3-0	3-0-0	2-1-0		CONFERENCE		2-1-0		2-1-0		0-0-0							
4-2-0	0-0-0	2-1-0		HOME		2-1-0		0-0-0		0-0-0							
5-1-0	3-0-0	0-0-0		AWAY		0-0-0		2-1-0		0-0-0							
0-0-0	0-0-0	0-0-0		NEUTRAL		0-0-0		0-0-0		0-0-0							
RPI	S	Opponent	Score		RPI	S	Opponent	Score		RPI	S	Opponent	Score				
4	A	Clemson	4 0		35	H	Georgi a Tech	5 2		93	H	Boston College	2 1				
4	A	Clemson	5 4		35	H	Georgi a Tech	4 13		93	H	Boston College	3 11				
4	A	Clemson	6 1		35	H	Georgi a Tech	9 6		93	H	Boston College	13 7				
					43	H	Seton Hall I	3 1		103	A	Virgini a Tech	14 2				
					43	H	Seton Hall I	8 4		103	A	Virgini a Tech	1 0				
					43	H	Seton Hall I	6 8		103	A	Virgini a Tech	2 10				
										107	H	Air Force	15 5				
										130	H	Charlotte	9 6				
										145	H	Furman	9 2				
										145	H	Furman	10 0				
										145	H	Furman	9 0				
										149	H	Canisi us	2 3				
										152	H	UNC Asheville	15 11				
										152	H	UNC Asheville	6 2				
										186	A	Campbel l	4 1				
										186	H	Campbel l	21 4				
										210	H	George Mason	3 2				
										253	H	N. C. A&T	9 7				
										267	H	Bowling Green	11 1				
<hr/>																	
LAST 10 GAMES																	
103 A Vi rgi ni a Tech					1		0		35 H Georgi a Tech					5		2	
103 A Vi rgi ni a Tech					14		2		35 H Georgi a Tech					4		13	
103 A Vi rgi ni a Tech					2		10		4 A Cl emson					5		4	
210 H George Mason					3		2		4 A Cl emson					6		1	
35 H Georgi a Tech					9		6		4 A Cl emson					4		0	

Non-Div. I Games:

NC State

Average RPI Win: 116		WON-LOST RECORD		WINNING PCT. RANK		LAST 10 GAMES		STRENGTH OF SCHEDULE		OPP. STRENGTH OF SCHEDULE		TEAM RPI		ADJ RPI		CONF. RPI		ADJ CONF. RPI	
DIV. I ONLY		20-5-0		.8 10		9-1-0		133		35		18		.59077 18		9		9	
DIV. I NON-CONF.		18-4-0		.81818 18		8-0-0		159		26		20		.58491 20		8		8	
TOTALS		RPI 1-25		RPI 26-50		W-L RECORDS		RPI 51-100		RPI 101-150		RPI 150+							
20-5-0		1-0-0		2-2-0		OVERALL		9-1-0		1-0-0		7-2-0							
9-2-0		0-0-0		0-0-0		HOME		3-0-0		0-0-0		6-2-0							
6-2-0		1-0-0		2-1-0		AWAY		3-1-0		0-0-0		0-0-0							
5-1-0		0-0-0		0-1-0		NEUTRAL		3-0-0		1-0-0		1-0-0							
18-4-0		1-0-0		1-1-0		NON-CONFERENCE		9-1-0		0-0-0		7-2-0							
9-2-0		0-0-0		0-0-0		HOME		3-0-0		0-0-0		6-2-0							
5-1-0		1-0-0		1-0-		AWAY		3-1-0		0-0-0		0-0-0							
4-1-0		0-0-0		0-1-0		NEUTRAL		3-0-0		0-0-0		1-0-0							
2-1-0		0-0-0		1-1-0		CONFERENCE		0-0-0		1-0-0		0-0-0							
0-0-0		0-0-0		0-0-0		HOME		0-0-0		0-0-0		0-0-0							
1-1-0		0-0-0		1-1-0		AWAY		0-0-0		0-0-0		0-0-0							
1-0-0		0-0-0		0-0-0		NEUTRAL		0-0-0		1-0-0		0-0-0							
RPI	S	Opponent		Score		RPI	S	Opponent		Score		RPI	S	Opponent		Score			
19	A	Coastal Caro.		6 5		34	A	Iowa		4 2		60	N	South Ala.		8 4			
						34	A	Iowa		1 5		66	A	San Diego		5 6			
						37	A	Indiana St.		5 3		66	A	San Diego		8 4			
						46	N	Oklahoma		3 6		66	A	San Diego		6 5			
												66	A	San Diego		10 4			
												69	N	Kansas St.		5 0			
												93	N	Boston College		4 0			
												100	H	Butler		13 0			
												100	H	Butler		10 3			
												100	H	Butler		6 5			

Non-Div. I Games:

Indiana

Average RPI Win:		101	WON-LOST RECORD		WINNING PCT. RANK		LAST 10 GAMES		STRENGTH OF SCHEDULE		OPP. STRENGTH OF SCHEDULE		TEAM RPI		ADJ RPI		CONF. RPI		ADJ CONF. RPI				
DIV. I ONLY			21-9-0		.7 34		8-2-0		19		63		19		.58868 19		7 7						
DIV. I NON-CONF.			13-8-0		.61905 86		1-1-0		14		62		43		.56256 43		5 5						
TOTALS		RPI 1-25		RPI 26-50				W-L RECORDS				RPI 51-100				RPI 101-150				RPI 150+			
21-9-0		2-2-0		3-2-0				OVERALL				3-2-0				11-1-0				2-2-0			
15-7-0		2-2-0		2-1-0				HOME				3-2-0				6-0-0				2-2-0			
6-2-0		0-0-0		1-1-0				AWAY				0-0-0				5-1-0				0-0-0			
0-0-0		0-0-0		0-0-0				NEUTRAL				0-0-0				0-0-0				0-0-0			
13-8-0		2-2-0		3-2-0				NON-CONFERENCE				3-2-0				3-0-0				2-2-0			
12-7-0		2-2-0		2-1-0				HOME				3-2-0				3-0-0				2-2-0			
1-1-0		0-0-0		1-0-				AWAY				0-0-0				0-0-0				0-0-0			
0-0-0		0-0-0		0-0-0				NEUTRAL				0-0-0				0-0-0				0-0-0			
8-1-0		0-0-0		0-0-0				CONFERENCE				0-0-0				8-1-0				0-0-0			
3-0-0		0-0-0		0-0-0				HOME				0-0-0				3-0-0				0-0-0			
5-1-0		0-0-0		0-0-0				AWAY				0-0-0				5-1-0				0-0-0			
0-0-0		0-0-0		0-0-0				NEUTRAL				0-0-0				0-0-0				0-0-0			
RPI	S	Opponent		Score		RPI	S	Opponent		Score		RPI	S	Opponent		Score		RPI	S	Opponent		Score	
4	H	Clemson		9	5	30	A	Col. of Charleston		13	0	57	H	Ohio St.		10	8	103	H	Virginia Tech		17	2
18	H	Indiana		5	6	30	A	Col. of Charleston		4	11	57	H	Ohio St.		5	7	108	A	Ga. Southern		4	5
22	H	UConn		10	12	46	H	Oklahoma		4	3	69	H	Kansas St.		4	3	108	A	Ga. Southern		15	2
24	H	West Virginia		5	2	48	H	Illinois		6	7	85	H	Maryland		6	7	108	A	Ga. Southern		7	3
						48	H	Illinois		6	4	89	H	UNCW		10	5	117	H	VCU		15	5
																		127	H	Wake Forest		19	3
																		131	A	Arkansas St.		8	3
																		131	A	Arkansas St.		3	1
																		131	A	Arkansas St.		26	14
																		132	H	Texas St.		8	0
																		132	H	Texas St.		11	3
																		132	H	Texas St.		7	3
																		160	H	High Point		5	8
																		160	H	High Point		2	3
																		191	H	Ball St.		6	3
																		220	H	Radford		13	7
						LAST 10 GAMES																	
						108 A Ga. Southern 4 5						132 H Texas St. 7 3											
						108 A Ga. Southern 15 2						132 H Texas St. 8 0											
						108 A Ga. Southern 7 3						4 H Clemson 9 5											
						30 A Col. of Charleston 4 11						131 A Arkansas St. 8 3											
						132 H Texas St. 11 3						131 A Arkansas St. 26 14											

Non-Div. I Games:

Coastal Caro.

Average RPI Win:		134	WON-LOST		WINNING		LAST 10		STRENGTH OF		OPP. STRENGTH		TEAM	ADJ		CONF.	ADJ CONF.	
Average RPI Loss:		51	RECORD		PCT. RANK		GAMES		SCHEDULE		OF SCHEDULE		RPI	RPI		RPI	RPI	
DIV. I ONLY			19-9-0		.67857		42		5-5-0		43		39		20		.58733	
DIV. I NON-CONF.			16-3-0		.84211		14		2-0-0		124		106		21		.58447	
TOTALS		RPI 1-25		RPI 26-50		W-L RECORDS		RPI 51-100		RPI 101-150		RPI 150+						
19-9-0		4-5-0		1-0-0		OVERALL		2-3-0		2-0-0		10-1-0						
10-4-0		4-2-0		0-0-0		HOME		0-1-0		0-0-0		6-1-0						
5-5-0		0-3-0		0-0-0		AWAY		2-2-0		1-0-0		2-0-0						
4-0-0		0-0-0		1-0-0		NEUTRAL		0-0-0		1-0-0		2-0-0						
16-3-0		2-1-0		1-0-0		NON-CONFERENCE		1-1-0		2-0-0		10-1-0						
8-3-0		2-1-0		0-0-0		HOME		0-1-0		0-0-0		6-1-0						
4-0-0		0-0-0		0-0-		AWAY		1-0-0		1-0-0		2-0-0						
4-0-0		0-0-0		1-0-0		NEUTRAL		0-0-0		1-0-0		2-0-0						
3-6-0		2-4-0		0-0-0		CONFERENCE		1-2-0		0-0-0		0-0-0						
2-1-0		2-1-0		0-0-0		HOME		0-0-0		0-0-0		0-0-0						
1-5-0		0-3-0		0-0-0		AWAY		1-2-0		0-0-0		0-0-0						
0-0-0		0-0-0		0-0-0		NEUTRAL		0-0-0		0-0-0		0-0-0						
RPI	S	Opponent		Score		RPI	S	Opponent		Score		RPI	S	Opponent		Score		
1	H	Texas Tech		3	5	44	N	Sam Houston St.		7	2	52	A	Al abama		2	4	
1	H	Texas Tech		10	7							52	A	Al abama		2	4	
1	H	Texas Tech		11	6							52	A	Al abama		5	2	
9	H	Auburn		13	3							72	A	Xavi er		20	4	
9	H	Auburn		5	4							72	H	Xavi er		2	3	
9	H	Auburn		3	4													
11	A	Arkansas		9	16													
11	A	Arkansas		4	9													
11	A	Arkansas		2	14													
						LAST 10 GAMES												
						52	A	Al abama		5	2	9	H	Auburn		13	3	
						52	A	Al abama		2	4	9	H	Auburn		5	4	
						52	A	Al abama		2	4	72	A	Xavi er		20	4	
						197	H	Mi ami (OH)		13	7	11	A	Arkansas		9	16	
						9	H	Auburn		3	4	11	A	Arkansas		2	14	

Non-Div. I Games:

Kentucky

Average RPI Win: 119		WON-LOST	WINNING	LAST 10	STRENGTH OF	OPP. STRENGTH	TEAM	ADJ	CONF.	ADJ CONF.		
Average RPI Loss: 72		RECORD	PCT. RANK	GAMES	SCHEDULE	OF SCHEDULE	RPI	RPI	RPI	RPI		
DIV. I ONLY		22-7-0	.75862	17	5-5-0	114	25	21	.58632	21	6	6
DIV. I NON-CONF.		15-2-0	.88235	6	2-0-0	190	16	13	.59535	13	9	9
<hr/>												
TOTALS		RPI 1-25		RPI 26-50		W-L RECORDS		RPI 51-100		RPI 101-150		RPI 150+
22-7-0		0-0-0		7-5-0		OVERALL		1-0-0		7-1-0		7-1-0
15-3-0		0-0-0		6-3-0		HOME		0-0-0		4-0-0		5-0-0
7-4-0		0-0-0		1-2-0		AWAY		1-0-0		3-1-0		2-1-0
0-0-0		0-0-0		0-0-0		NEUTRAL		0-0-0		0-0-0		0-0-0
15-2-0		0-0-0		5-1-0		NON-CONFERENCE		1-0-0		2-0-0		7-1-0
11-1-0		0-0-0		5-1-0		HOME		0-0-0		1-0-0		5-0-0
4-1-0		0-0-0		0-0-		AWAY		1-0-0		1-0-0		2-1-0
0-0-0		0-0-0		0-0-0		NEUTRAL		0-0-0		0-0-0		0-0-0
7-5-0		0-0-0		2-4-0		CONFERENCE		0-0-0		5-1-0		0-0-0
4-2-0		0-0-0		1-2-0		HOME		0-0-0		3-0-0		0-0-0
3-3-0		0-0-0		1-2-0		AWAY		0-0-0		2-1-0		0-0-0
0-0-0		0-0-0		0-0-0		NEUTRAL		0-0-0		0-0-0		0-0-0
RPI	S	Opponent	Score	RPI	S	Opponent	Score	RPI	S	Opponent	Score	
				26	H	Oregon	9 3					
				27	A	Nevada	7 3					
				27	A	Nevada	4 5					
				27	A	Nevada	7 8					
				34	H	Iowa	11 2					
				34	H	Iowa	4 0					
				34	H	Iowa	13 3					
				37	H	Indiana St.	2 4					
				37	H	Indiana St.	5 4					
				50	H	San Diego St.	8 17					
				50	H	San Diego St.	7 22					
				50	H	San Diego St.	4 3					

Non-Div. I Games:

UNLV

UConn

Average RPI Win: 137		WON-LOST	WINNING	LAST 10	STRENGTH OF		OPP. STRENGTH	TEAM	ADJ	CONF.	ADJ CONF.
Average RPI Loss: 132		RECORD	PCT. RANK	GAMES	SCHEDULE		OF SCHEDULE	RPI	RPI	RPI	RPI
DIV. I ONLY		15-9-0	.625	61	7-2-0		83	127	22	.58305	22
DIV. I NON-CONF.		14-7-0	.66667	59	6-0-0		121	150	25	.57911	25
TOTALS		RPI 1-25	RPI 26-50		W-L RECORDS		RPI 51-100		RPI 101-150		RPI 150+
15-9-0		1-0-0	1-0-0		OVERALL		5-3-0		2-2-0		6-4-0
2-0-0		0-0-0	0-0-0		HOME		0-0-0		0-0-0		2-0-0
13-9-0		1-0-0	1-0-0		AWAY		5-3-0		2-2-0		4-4-0
0-0-0		0-0-0	0-0-0		NEUTRAL		0-0-0		0-0-0		0-0-0
14-7-0		1-0-0	1-0-0		NON-CONFERENCE		4-1-0		2-2-0		6-4-0
2-0-0		0-0-0	0-0-0		HOME		0-0-0		0-0-0		2-0-0
12-7-0		1-0-0	1-0-		AWAY		4-1-0		2-2-0		4-4-0
0-0-0		0-0-0	0-0-0		NEUTRAL		0-0-0		0-0-0		0-0-0
1-2-0		0-0-0	0-0-0		CONFERENCE		1-2-0		0-0-0		0-0-0
0-0-0		0-0-0	0-0-0		HOME		0-0-0		0-0-0		0-0-0
1-2-0		0-0-0	0-0-0		AWAY		1-2-0		0-0-0		0-0-0
0-0-0		0-0-0	0-0-0		NEUTRAL		0-0-0		0-0-0		0-0-0
RPI S	Opponent	Score	RPI S	Opponent	Score	RPI S	Opponent	Score	RPI S	Opponent	Score
19 A	Coastal Caro.	12 10	35 A	Georgi a Tech	9 7	55 A	South Fla.	6 4	122 A	Kennesaw St.	3 7
						55 A	South Fla.	4 8	126 A	Southeastern La.	2 6
						55 A	South Fla.	2 3	126 A	Southeastern La.	7 6
						68 A	St. John's (NY)	1 0	126 A	Southeastern La.	6 4
						68 A	St. John's (NY)	4 14	151 A	North Florida	5 6
						68 A	St. John's (NY)	3 1	151 A	North Florida	5 4
						70 A	Georgia St.	10 1	151 A	North Florida	2 4
						93 A	Boston College	4 0	229 A	The Citadel	2 4
									229 A	The Citadel	17 3
									229 A	The Citadel	2 4
									250 A	Hartford	1 0
									250 H	Hartford	9 1
									256 A	Central Conn. St.	7 3
									256 H	Central Conn. St.	6 1
LAST 10 GAMES						55 A	South Fla.	4 8			
						55 A	South Fla.	6 4			
						256 A	Central Conn. St.	7 3			
						68 A	St. John's (NY)	3 1			
						68 A	St. John's (NY)	1 0			
						250 A	Hartford	1 0			
						256 H	Central Conn. St.	6 1			
						250 H	Hartford	9 1			
						93 A	Boston College	4 0			
						55 A	South Fla.	2 3			

Non-Div. I Games:

UConn

Average RPI Win:	130	WON-LOST RECORD	WINNING PCT. RANK	LAST 10 GAMES	STRENGTH OF SCHEDULE	OPP. STRENGTH OF SCHEDULE	TEAM RPI	ADJ RPI	CONF. RPI	ADJ CONF. RPI	
Average RPI Loss:	149										
DIV. I ONLY	21-4-0	.84	3	7-3-0	187	22	23	.58107	23	4	4
DIV. I NON-CONF.	15-1-0	.9375	2	1-0-0	208	51	12	.59594	12	4	4
<hr/>											
TOTALS	RPI 1-25	RPI 26-50		W-L RECORDS	RPI 51-100		RPI 101-150		RPI 150+		
21-4-0	0-0-0	0-0-0		OVERALL	10-1-0		4-1-0		7-2-0		
9-2-0	0-0-0	0-0-0		HOME	2-1-0		2-1-0		5-0-0		
4-2-0	0-0-0	0-0-0		AWAY	3-0-0		0-0-0		1-2-0		
8-0-0	0-0-0	0-0-0		NEUTRAL	5-0-0		2-0-0		1-0-0		
15-1-0	0-0-0	0-0-0		NON-CONFERENCE	5-0-0		4-1-0		6-0-0		
7-1-0	0-0-0	0-0-0		HOME	0-0-0		2-1-0		5-0-0		
0-0-0	0-0-0	0-0-		AWAY	0-0-0		0-0-0		0-0-0		
8-0-0	0-0-0	0-0-0		NEUTRAL	5-0-0		2-0-0		1-0-0		
6-3-0	0-0-0	0-0-0		CONFERENCE	5-1-0		0-0-0		1-2-0		
2-1-0	0-0-0	0-0-0		HOME	2-1-0		0-0-0		0-0-0		
4-2-0	0-0-0	0-0-0		AWAY	3-0-0		0-0-0		1-2-0		
0-0-0	0-0-0	0-0-0		NEUTRAL	0-0-0		0-0-0		0-0-0		
RPI	S	Opponent	Score	RPI	S	Opponent	Score	RPI	S	Opponent	Score
				57	N	Ohio St.	6 1	116	N	New Mexico	15 3
				57	N	Ohio St.	10 8	116	N	New Mexico	5 2
				61	A	Cal i forn i a	4 3	119	H	Cal St. Fullerton	3 5
				61	A	Cal i forn i a	6 4	119	H	Cal St. Fullerton	5 4
				61	A	Cal i forn i a	10 4	119	H	Cal St. Fullerton	6 4
				73	H	Washington	4 8	188	N	Cal Poly	16 7
				73	H	Washington	16 1	196	H	Portland	6 3
				73	H	Washi ngton	5 2	201	A	Utah	8 11
				74	N	Nebraska	10 3	201	A	Utah	9 5
				74	N	Nebraska	9 1	201	A	Utah	7 8
				88	N	Gonzaga	4 3	250	H	Hartford	5 4
								250	H	Hartford	5 0
								250	H	Hartford	3 2
								250	H	Hartford	5 0
LAST 10 GAMES											
201	A	Utah	8 11	73	H	Washi ngton	16 1				
201	A	Utah	9 5	61	A	Cal i forn i a	6 4				
201	A	Utah	7 8	61	A	Cal i forn i a	10 4				
73	H	Washington	4 8	61	A	Cal i forn i a	4 3				
73	H	Washi ngton	5 2	119	H	Cal St. Fullerton	5 4				

Non-Div. I Games:

Oregon St.

Average RPI Win:		141	WON-LOST RECORD		WINNING PCT. RANK		LAST 10 GAMES		STRENGTH OF SCHEDULE		OPP. STRENGTH OF SCHEDULE		TEAM RPI		ADJ RPI		CONF. RPI		ADJ CONF. RPI					
DIV. I ONLY			10-14-0		.41667		197		3-7-0		1		197		24		.58092		24		2		2	
DIV. I NON-CONF.			9-9-0		.5		141		2-2-0		6		264		23		.58109		23		2		2	
TOTALS		RPI 1-25		RPI 26-50		W-L RECORDS		RPI 51-100		RPI 101-150		RPI 150+												
10-14-0		1-3-0		1-5-0		OVERALL		1-2-0		2-3-0		5-1-0												
2-1-0		0-0-0		0-0-0		HOME		0-0-0		2-1-0		0-0-0												
7-11-0		1-3-0		0-5-0		AWAY		1-2-0		0-0-0		5-1-0												
1-2-0		0-0-0		1-0-0		NEUTRAL		0-0-0		0-2-0		0-0-0												
9-9-0		0-1-0		1-2-0		NON-CONFERENCE		1-2-0		2-3-0		5-1-0												
2-1-0		0-0-0		0-0-0		HOME		0-0-0		2-1-0		0-0-0												
6-6-0		0-1-0		0-0-		AWAY		1-2-0		0-0-0		5-1-0												
1-2-0		0-0-0		1-0-0		NEUTRAL		0-0-0		0-2-0		0-0-0												
1-5-0		1-2-0		0-3-0		CONFERENCE		0-0-0		0-0-0		0-0-0												
0-0-0		0-0-0		0-0-0		HOME		0-0-0		0-0-0		0-0-0												
1-5-0		1-2-0		0-3-0		AWAY		0-0-0		0-0-0		0-0-0												
0-0-0		0-0-0		0-0-0		NEUTRAL		0-0-0		0-0-0		0-0-0												
RPI	S	Opponent		Score		RPI	S	Opponent		Score		RPI	S	Opponent		Score								
1	A	Texas Tech		1 0		42	A	Tennessee Tech		1 9		56	A	Jacksonville		5 4								
1	A	Texas Tech		5 8		42	A	Tennessee Tech		0 8		56	A	Jacksonville		1 2								
1	A	Texas Tech		1 4		46	A	Oklahoma		1 2		56	A	Jacksonville		4 7								
19	A	Coastal Caro.		2 5		46	A	Oklahoma		6 19														
						46	A	Oklahoma		2 10														
						48	N	Illinois		10 8														
						LAST 10 GAMES																		
						1	A	Texas Tech		5 8		46	A	Oklahoma		6 19								
						1	A	Texas Tech		1 4		149	H	Canisius		3 4								
						1	A	Texas Tech		1 0		149	H	Canisius		2 0								
						46	A	Oklahoma		1 2		149	H	Canisius		10 9								
						46	A	Oklahoma		2 10		42	A	Tennessee Tech		1 9								

Non-Div. I Games:

West Virginia



Average RPI Win: 147		WON-LOST RECORD		WINNING PCT. RANK		LAST 10 GAMES		STRENGTH OF SCHEDULE		OPP. STRENGTH OF SCHEDULE		TEAM RPI		ADJ RPI		CONF. RPI		ADJ CONF. RPI					
DIV. I ONLY		21-7-0		.75 20		7-3-0		137		24		25		.5801 25		1		1					
DIV. I NON-CONF.		16-3-0		.84211 14		2-0-0		240		49		37		.5659 37		1		1					
TOTALS		RPI 1-25		RPI 26-50		W-L RECORDS		RPI 51-100		RPI 101-150		RPI 150+											
21-7-0		5-3-0		0-0-0		OVERALL		4-3-0		4-1-0		8-0-0											
13-1-0		1-0-0		0-0-0		HOME		2-1-0		2-0-0		8-0-0											
6-4-0		2-1-0		0-0-0		AWAY		2-2-0		2-1-0		0-0-0											
2-2-0		2-2-0		0-0-0		NEUTRAL		0-0-0		0-0-0		0-0-0											
16-3-0		3-2-0		0-0-0		NON-CONFERENCE		1-0-0		4-1-0		8-0-0											
11-0-0		1-0-0		0-0-0		HOME		0-0-0		2-0-0		8-0-0											
3-1-0		0-0-0		0-0-		AWAY		1-0-0		2-1-0		0-0-0											
2-2-0		2-2-0		0-0-0		NEUTRAL		0-0-0		0-0-0		0-0-0											
5-4-0		2-1-0		0-0-0		CONFERENCE		3-3-0		0-0-0		0-0-0											
2-1-0		0-0-0		0-0-0		HOME		2-1-0		0-0-0		0-0-0											
3-3-0		2-1-0		0-0-0		AWAY		1-2-0		0-0-0		0-0-0											
0-0-0		0-0-0		0-0-0		NEUTRAL		0-0-0		0-0-0		0-0-0											
RPI	S	Opponent		Score		RPI	S	Opponent		Score		RPI	S	Opponent		Score							
6	H	Wichita St.		9	4							78	A	Miami (FL)		9	0	131	H	Arkansas St.		11	1
9	A	Auburn		2	1							81	A	LSU		12	6	131	H	Arkansas St.		14	9
9	A	Auburn		2	5							81	A	LSU		2	4	141	A	FIU		3	1
9	A	Auburn		5	0							81	A	LSU		5	7	141	A	FIU		22	1
13	N	Northeastern		20	1							92	H	Mississippi St.		4	1	141	A	FIU		5	11
13	N	Northeastern		8	10							92	H	Mississippi St.		1	3	255	H	UMBC		7	1
13	N	Northeastern		5	2							92	H	Mississippi St.		5	4	255	H	UMBC		6	5
13	N	Northeastern		2	4													255	H	UMBC		5	0
												273	H	La Salle		8	5	273	H	La Salle		7	1
												273	H	La Salle		7	1	273	H	La Salle		7	0
												286	H	Alabama A&M		7	3	286	H	Alabama A&M		14	0
												286	H	Alabama A&M		14	0						
						LAST 10 GAMES																	
						9	A	Auburn		5	0	92	H	Mississippi St.		4	1						
						9	A	Auburn		2	1	131	H	Arkansas St.		14	9						
						9	A	Auburn		2	5	131	H	Arkansas St.		11	1						
						92	H	Mississippi St.		5	4	81	A	LSU		5	7						
						92	H	Mississippi St.		1	3	81	A	LSU		12	6						

Non-Div. I Games:

Missouri

O  
r  
e  
g  
o  
n

Oregon

Average RPI Win:		131	WON-LOST RECORD		WINNING PCT. RANK		LAST 10 GAMES		STRENGTH OF SCHEDULE		OPP. STRENGTH OF SCHEDULE		TEAM RPI		ADJ RPI		CONF. RPI		ADJ CONF. RPI	
DIV. I ONLY			15-9-0		.625 61		7-3-0		46		147		27		.57752 27		6		6	
DIV. I NON-CONF.			6-6-0		.5 141		3-1-0		78		202		79		.53967 79		9		9	
TOTALS		RPI 1-25		RPI 26-50		W-L RECORDS		RPI 51-100		RPI 101-150		RPI 150+								
15-9-0		2-1-0		0-0-0		OVERALL		1-0-0		7-5-0		5-3-0								
7-2-0		2-1-0		0-0-0		HOME		0-0-0		0-0-0		5-1-0								
8-7-0		0-0-0		0-0-0		AWAY		1-0-0		7-5-0		0-2-0								
0-0-0		0-0-0		0-0-0		NEUTRAL		0-0-0		0-0-0		0-0-0								
6-6-0		0-0-0		0-0-0		NON-CONFERENCE		1-0-0		3-3-0		2-3-0								
2-1-0		0-0-0		0-0-0		HOME		0-0-0		0-0-0		2-1-0								
4-5-0		0-0-0		0-0-		AWAY		1-0-0		3-3-0		0-2-0								
0-0-0		0-0-0		0-0-0		NEUTRAL		0-0-0		0-0-0		0-0-0								
9-3-0		2-1-0		0-0-0		CONFERENCE		0-0-0		4-2-0		3-0-0								
5-1-0		2-1-0		0-0-0		HOME		0-0-0		0-0-0		3-0-0								
4-2-0		0-0-0		0-0-0		AWAY		0-0-0		4-2-0		0-0-0								
0-0-0		0-0-0		0-0-0		NEUTRAL		0-0-0		0-0-0		0-0-0								
RPI	S	Opponent		Score		RPI	S	Opponent		Score		RPI	S	Opponent		Score				
21	H	UNLV		5 4								77	A	San Franci sco		6 3				
21	H	UNLV		3 7								101	A	UC Irvine		0 4				
21	H	UNLV		8 7								101	A	UC Irvine		3 4				
												101	A	UC Irvine		8 1				
												116	A	New Mexi co		13 8				
												116	A	New Mexi co		5 8				
												116	A	New Mexi co		9 5				
												119	A	Cal St. Fullerton		2 0				
												143	A	Fresno St.		18 12				
												143	A	Fresno St.		4 5				
												143	A	Fresno St.		5 1				
												147	A	Oral Roberts		2 3				
												147	A	Oral Roberts		3 0				
												156	A	Paci fic		9 10				
												175	A	Santa Clara		4 6				
												175	H	Santa Clara		5 3				
												180	H	UC Ri versi de		3 0				
												180	H	UC Ri versi de		2 9				
												204	H	San Jose St.		14 4				
												204	H	San Jose St.		11 4				
												204	H	San Jose St.		10 9				
LAST 10 GAMES																				
						21	H	UNLV		3 7		143	A	Fresno St.		4 5				
						21	H	UNLV		8 7		143	A	Fresno St.		5 1				
						21	H	UNLV		5 4		77	A	San Franci sco		6 3				
						175	H	Santa Clara		5 3		180	H	UC Ri versi de		2 9				
						143	A	Fresno St.		18 12		180	H	UC Ri versi de		3 0				

Non-Div. I Games:

Nevada

Average RPI Win: 137		WON-LOST RECORD		WINNING PCT. RANK		LAST 10 GAMES		STRENGTH OF SCHEDULE		OPP. STRENGTH OF SCHEDULE		TEAM RPI		ADJ RPI		CONF. RPI		ADJ CONF. RPI					
DIV. I ONLY		19-7-0		.73077		25		8-2-0		124		87		28		.57537		28		8		8	
DIV. I NON-CONF.		17-6-0		.73913		30		6-1-0		166		96		44		.56122		44		7		7	
TOTALS		RPI 1-25		RPI 26-50		W-L RECORDS		RPI 51-100		RPI 101-150		RPI 150+											
19-7-0		1-0-0		4-3-0		OVERALL		1-0-0		8-2-0		5-2-0											
8-2-0		0-0-0		0-1-0		HOME		0-0-0		6-1-0		2-0-0											
6-4-0		1-0-0		2-2-0		AWAY		1-0-0		1-1-0		1-1-0											
5-1-0		0-0-0		2-0-0		NEUTRAL		0-0-0		1-0-0		2-1-0											
17-6-0		1-0-0		2-2-0		NON-CONFERENCE		1-0-0		8-2-0		5-2-0											
8-2-0		0-0-0		0-1-0		HOME		0-0-0		6-1-0		2-0-0											
4-3-0		1-0-0		0-0-		AWAY		1-0-0		1-1-0		1-1-0											
5-1-0		0-0-0		2-0-0		NEUTRAL		0-0-0		1-0-0		2-1-0											
2-1-0		0-0-0		2-1-0		CONFERENCE		0-0-0		0-0-0		0-0-0											
0-0-0		0-0-0		0-0-0		HOME		0-0-0		0-0-0		0-0-0											
2-1-0		0-0-0		2-1-0		AWAY		0-0-0		0-0-0		0-0-0											
0-0-0		0-0-0		0-0-0		NEUTRAL		0-0-0		0-0-0		0-0-0											
RPI	S	Opponent		Score		RPI	S	Opponent		Score		RPI	S	Opponent		Score							
10	A	East Carolina		7 4		34	N	Iowa		8 3		95	A	Kansas		12 2							
						37	A	Indiana St.		4 3				106 A Central Ark.		5 2							
						37	A	Indiana St.		4 6				106 A Central Ark.		0 1							
						37	A	Indiana St.		4 5				131 H Arkansas St.		5 4							
						37	A	Indiana St.		5 4				131 H Arkansas St.		1 4							
						43	N	Seton Hall		14 2				131 H Arkansas St.		12 4							
						49	A	Oklahoma St.		2 4				135 N Pepperdi ne		8 7							
						49	H	Oklahoma St.		8 10				146 H CSUN		5 0							
														146 H CSUN		8 2							
														146 H CSUN		3 2							
														147 H Oral Roberts		6 5							
														218 N Sai nt Joseph' s		3 6							
														241 A Lamar Uni versi ty		11 2							
														241 A Lamar Uni versi ty		0 8							
														244 H Murray St.		5 4							
														251 N Texas Southern		8 2							
														251 N Texas Southern		6 5							
														264 H Southeast Mo. St.		10 5							
LAST 10 GAMES																							
						37	A	Indiana St.		4 6		146	H	CSUN		5 0							
						37	A	Indiana St.		4 3		146	H	CSUN		3 2							
						37	A	Indiana St.		5 4		244	H	Murray St.		5 4							
						95	A	Kansas		12 2		264	H	Southeast Mo. St.		10 5							
						146	H	CSUN		8 2		49	A	Oklahoma St.		2 4							

Non-Div. I Games:

Missouri St.

Average RPI Win:		113	WON-LOST RECORD		WINNING PCT. RANK		LAST 10 GAMES		STRENGTH OF SCHEDULE		OPP. STRENGTH OF SCHEDULE		TEAM RPI		ADJ RPI		CONF. RPI		ADJ CONF. RPI	
DIV. I ONLY			17-11-0		.60714 75		4-6-0		15		103		29		.57454 29		1		1	
DIV. I NON-CONF.			12-7-0		.63158 80		0-2-0		45		178		61		.55023 61		1		1	
TOTALS		RPI 1-25		RPI 26-50		W-L RECORDS		RPI 51-100		RPI 101-150		RPI 150+								
17-11-0		0-3-0		3-2-0		OVERALL		8-1-0		3-2-0		3-3-0								
11-3-0		0-0-0		3-1-0		HOME		3-1-0		3-0-0		2-1-0								
4-4-0		0-3-0		0-0-0		AWAY		4-0-0		0-1-0		0-0-0								
2-4-0		0-0-0		0-1-0		NEUTRAL		1-0-0		0-1-0		1-2-0								
12-7-0		0-0-0		3-2-0		NON-CONFERENCE		3-0-0		3-2-0		3-3-0								
9-2-0		0-0-0		3-1-0		HOME		1-0-0		3-0-0		2-1-0								
1-1-0		0-0-0		0-0-		AWAY		1-0-0		0-1-0		0-0-0								
2-4-0		0-0-0		0-1-0		NEUTRAL		1-0-0		0-1-0		1-2-0								
5-4-0		0-3-0		0-0-0		CONFERENCE		5-1-0		0-0-0		0-0-0								
2-1-0		0-0-0		0-0-0		HOME		2-1-0		0-0-0		0-0-0								
3-3-0		0-3-0		0-0-0		AWAY		3-0-0		0-0-0		0-0-0								
0-0-0		0-0-0		0-0-0		NEUTRAL		0-0-0		0-0-0		0-0-0								
RPI	S	Opponent		Score		RPI	S	Opponent		Score		RPI	S	Opponent		Score				
3	A	Florida		4 8		37	H	Indiana St.		8 5		54	A	UCLA		6 3				
3	A	Florida		2 8		40	H	Duke		4 5		76	H	Austin Peay		19 6				
3	A	Florida		2 10		40	H	Duke		9 1		81	H	LSU		2 6				
						40	H	Duke		9 1		81	H	LSU		4 2				
						44	N	Sam Houston St.		6 7		81	H	LSU		1 0				
												86	N	TCU		7 4				
												92	A	Mississippi St.		4 3				
												92	A	Mississippi St.		5 0				
												92	A	Mississippi St.		10 1				

Non-Div. I Games:

Vanderbilt

Average RPI Win: 153		WON-LOST RECORD		WINNING PCT. RANK		LAST 10 GAMES		STRENGTH OF SCHEDULE		OPP. STRENGTH OF SCHEDULE		TEAM RPI		ADJ RPI		CONF. RPI		ADJ CONF. RPI	
DIV. I ONLY		21-8-0		.72414 28		7-3-0		64		166		30		.57386 30		16		16	
DIV. I NON-CONF.		17-6-0		.73913 30		3-1-0		36		195		22		.5811 22		16		16	
TOTALS		RPI 1-25		RPI 26-50		W-L RECORDS		RPI 51-100		RPI 101-150		RPI 150+							
21-8-0		4-2-0		0-0-0		OVERALL		2-1-0		2-0-0		13-5-0							
17-4-0		4-1-0		0-0-0		HOME		0-0-0		1-0-0		12-3-0							
4-4-0		0-1-0		0-0-0		AWAY		2-1-0		1-0-0		1-2-0							
0-0-0		0-0-0		0-0-0		NEUTRAL		0-0-0		0-0-0		0-0-0							
17-6-0		4-2-0		0-0-0		NON-CONFERENCE		2-1-0		2-0-0		9-3-0							
14-4-0		4-1-0		0-0-0		HOME		0-0-0		1-0-0		9-3-0							
3-2-0		0-1-0		0-0-		AWAY		2-1-0		1-0-0		0-0-0							
0-0-0		0-0-0		0-0-0		NEUTRAL		0-0-0		0-0-0		0-0-0							
4-2-0		0-0-0		0-0-0		CONFERENCE		0-0-0		0-0-0		4-2-0							
3-0-0		0-0-0		0-0-0		HOME		0-0-0		0-0-0		3-0-0							
1-2-0		0-0-0		0-0-0		AWAY		0-0-0		0-0-0		1-2-0							
0-0-0		0-0-0		0-0-0		NEUTRAL		0-0-0		0-0-0		0-0-0							
RPI	S	Opponent		Score		RPI	S	Opponent		Score		RPI	S	Opponent		Score			
8	H	Georgia		6	0					69	A	Kansas St.	8	0	108	H	Ga. Southern	3	0
8	H	Georgia		6	4					69	A	Kansas St.	3	7	145	A	Furman	15	6
8	H	Georgia		5	2					69	A	Kansas St.	6	0	161	A	Elon	5	7
10	A	East Carolina		2	5										161	A	Elon	3	9
19	H	Coastal Caro.		11	4										161	A	Elon	5	3
19	H	Coastal Caro.		0	13										172	H	William & Mary	8	7
															172	H	William & Mary	7	2
															172	H	William & Mary	5	1
															173	H	Qui nni pi ac	5	6
															173	H	Qui nni pi ac	1	2
															208	H	CSU Bakersfi eld	10	1
															208	H	CSU Bakersfi eld	13	1
															208	H	CSU Bakersfi eld	7	3
															231	H	LIU Brookl yn	7	0
															231	H	LIU Brookl yn	11	4
															231	H	LIU Brookl yn	2	7
															231	H	LIU Brookl yn	8	2
															264	H	Southeast Mo. St.	5	4
															264	H	Southeast Mo. St.	6	0
															264	H	Southeast Mo. St.	6	3
LAST 10 GAMES																			
						161	A	Elon	5	3	172	H	William & Mary	8	7				
						161	A	Elon	5	7	172	H	William & Mary	5	1				
						161	A	Elon	3	9	145	A	Furman	15	6				
						19	H	Coastal Caro.	11	4	69	A	Kansas St.	3	7				
						172	H	William & Mary	7	2	69	A	Kansas St.	6	0				

Non-Div. I Games:

Col. of Charleston

Stetson

Average RPI Win: 122		WON-LOST RECORD		WINNING PCT. RANK		LAST 10 GAMES		STRENGTH OF SCHEDULE		OPP. STRENGTH OF SCHEDULE		TEAM RPI		ADJ RPI		CONF. RPI		ADJ CONF. RPI	
DIV. I ONLY		23-5-0		.82143 6		7-3-0		159		46		31		.5728 31		11		11	
DIV. I NON-CONF.		23-5-0		.82143 17		7-3-0		169		42		28		.5728 28		11		11	
TOTALS		RPI 1-25		RPI 26-50		W-L RECORDS		RPI 51-100		RPI 101-150		RPI 150+							
23-5-0		0-0-0		0-0-0		OVERALL		5-2-0		15-2-0		3-1-0							
21-3-0		0-0-0		0-0-0		HOME		3-0-0		15-2-0		3-1-0							
2-2-0		0-0-0		0-0-0		AWAY		2-2-0		0-0-0		0-0-0							
0-0-0		0-0-0		0-0-0		NEUTRAL		0-0-0		0-0-0		0-0-0							
23-5-0		0-0-0		0-0-0		NON-CONFERENCE		5-2-0		15-2-0		3-1-0							
21-3-0		0-0-0		0-0-0		HOME		3-0-0		15-2-0		3-1-0							
2-2-0		0-0-0		0-0-		AWAY		2-2-0		0-0-0		0-0-0							
0-0-0		0-0-0		0-0-0		NEUTRAL		0-0-0		0-0-0		0-0-0							
0-0-0		0-0-0		0-0-0		CONFERENCE		0-0-0		0-0-0		0-0-0							
0-0-0		0-0-0		0-0-0		HOME		0-0-0		0-0-0		0-0-0							
0-0-0		0-0-0		0-0-0		AWAY		0-0-0		0-0-0		0-0-0							
0-0-0		0-0-0		0-0-0		NEUTRAL		0-0-0		0-0-0		0-0-0							
RPI	S	Opponent		Score		RPI	S	Opponent		Score		RPI	S	Opponent		Score			
								55	A	South Fla.	5	3	103	H	Virginia Tech	2	1		
								59	H	Wagner	10	0	114	H	Manhattan	6	5		
								67	H	UCF	1	0	114	H	Manhattan	5	0		
								85	A	Maryl and	12	3	114	H	Manhattan	6	2		
								85	A	Maryl and	1	6	115	H	Rhode Isl and	17	6		
								85	A	Maryl and	0	2	115	H	Rhode Isl and	5	6		
								90	H	Purdue	11	6	115	H	Rhode Isl and	3	2		
													115	H	Rhode Isl and	10	1		
													121	H	Bethune-Cookman	2	0		
													121	H	Bethune-Cookman	7	4		
													121	H	Bethune-Cookman	8	2		
													124	H	Army West Point	6	0		
													124	H	Army West Point	4	8		
													141	H	FIU	5	3		
													142	H	Richmond	5	1		
													142	H	Richmond	7	0		
													142	H	Richmond	5	2		
													179	H	George Washington	8	4		
													179	H	George Washington	3	0		
													179	H	George Washington	0	9		
													238	H	Central Mich.	5	3		
LAST 10 GAMES																			
				121	H	Bethune-Cookman	7	4	85	A	Maryl and	1	6						
				121	H	Bethune-Cookman	2	0	85	A	Maryl and	12	3						
				121	H	Bethune-Cookman	8	2	141	H	FIU	5	3						
				55	A	South Fla.	5	3	115	H	Rhode Isl and	17	6						
				85	A	Maryl and	0	2	115	H	Rhode Isl and	5	6						

Non-Div. I Games:

Stetson

Mercer

Average RPI Win:		135	WON-LOST RECORD		WINNING PCT. RANK		LAST 10 GAMES		STRENGTH OF SCHEDULE		OPP. STRENGTH OF SCHEDULE		TEAM RPI		ADJ RPI		CONF. RPI		ADJ CONF. RPI					
DIV. I ONLY			23-6-0		.7931		11		9-1-0		146		59		32		.57259		32		14		14	
DIV. I NON-CONF.			18-5-0		.78261		26		4-0-0		233		20		67		.54645		67		15		15	
TOTALS		RPI 1-25		RPI 26-50		W-L RECORDS		RPI 51-100		RPI 101-150		RPI 150+												
23-6-0		0-0-0		1-0-0		OVERALL		6-3-0		7-2-0		9-1-0												
16-4-0		0-0-0		0-0-0		HOME		2-1-0		6-2-0		8-1-0												
7-2-0		0-0-0		1-0-0		AWAY		4-2-0		1-0-0		1-0-0												
0-0-0		0-0-0		0-0-0		NEUTRAL		0-0-0		0-0-0		0-0-0												
18-5-0		0-0-0		1-0-0		NON-CONFERENCE		3-3-0		5-1-0		9-1-0												
14-3-0		0-0-0		0-0-0		HOME		2-1-0		4-1-0		8-1-0												
4-2-0		0-0-0		1-0-		AWAY		1-2-0		1-0-0		1-0-0												
0-0-0		0-0-0		0-0-0		NEUTRAL		0-0-0		0-0-0		0-0-0												
5-1-0		0-0-0		0-0-0		CONFERENCE		3-0-0		2-1-0		0-0-0												
2-1-0		0-0-0		0-0-0		HOME		0-0-0		2-1-0		0-0-0												
3-0-0		0-0-0		0-0-0		AWAY		3-0-0		0-0-0		0-0-0												
0-0-0		0-0-0		0-0-0		NEUTRAL		0-0-0		0-0-0		0-0-0												
RPI	S	Opponent		Score		RPI	S	Opponent		Score		RPI	S	Opponent		Score								
				35	A	Georgi a Tech		6	2	69	A	Kansas St.		11	4	108	H	Ga. Southern		11	8			
										69	A	Kansas St.		6	13	121	H	Bethune-Cookman		13	7			
										69	A	Kansas St.		3	12	121	H	Bethune-Cookman		6	5			
										80	H	Holy Cross		33	6	121	H	Bethune-Cookman		6	8			
										80	H	Holy Cross		3	7	122	A	Kennesaw St.		4	0			
										80	H	Holy Cross		12	4	122	H	Kennesaw St.		7	5			
										84	A	ETSU		10	4	139	H	Wofford		10	14			
										84	A	ETSU		8	4	139	H	Wofford		3	2			
										84	A	ETSU		5	3	139	H	Wofford		7	5			
																152	H	UNC Asheville		9	2			
																152	H	UNC Asheville		5	4			
																152	H	UNC Asheville		15	4			
																162	H	Eastern Ky.		14	9			
																162	H	Eastern Ky.		5	4			
																162	H	Eastern Ky.		10	3			
																243	A	Florida A&M		13	4			
																243	H	Florida A&M		7	15			
																243	H	Florida A&M		11	10			
																290	H	Savannah St.		10	1			
LAST 10 GAMES																								
						84	A	ETSU		8	4	139	H	Wofford		3	2							
						84	A	ETSU		5	3	139	H	Wofford		7	5							
						84	A	ETSU		10	4	35	A	Georgi a Tech		6	2							
						243	A	Fl ori da A&M		13	4	162	H	Eastern Ky.		5	4							
						139	H	Wofford		10	14	162	H	Eastern Ky.		10	3							

Non-Div. I Games:

Mercer



Average RPI Win:		155	WON-LOST RECORD		WINNING PCT. RANK		LAST 10 GAMES		STRENGTH OF SCHEDULE		OPP. STRENGTH OF SCHEDULE		TEAM RPI		ADJ RPI		CONF. RPI		ADJ CONF. RPI	
DIV. I ONLY			19-8-0		.7037 31		4-5-0		96		16		33		.57245 33		3		3	
DIV. I NON-CONF.			14-1-0		.93333 3		1-0-0		248		127		29		.57228 29		3		3	
TOTALS		RPI 1-25		RPI 26-50		W-L RECORDS		RPI 51-100		RPI 101-150		RPI 150+								
19-8-0		5-6-0		0-0-0		OVERALL		1-0-0		2-2-0		11-0-0								
13-4-0		4-4-0		0-0-0		HOME		1-0-0		0-0-0		8-0-0								
4-4-0		1-2-0		0-0-0		AWAY		0-0-0		1-2-0		2-0-0								
2-0-0		0-0-0		0-0-0		NEUTRAL		0-0-0		1-0-0		1-0-0								
14-1-0		1-1-0		0-0-0		NON-CONFERENCE		1-0-0		1-0-0		11-0-0								
10-1-0		1-1-0		0-0-0		HOME		1-0-0		0-0-0		8-0-0								
2-0-0		0-0-0		0-0-		AWAY		0-0-0		0-0-0		2-0-0								
2-0-0		0-0-0		0-0-0		NEUTRAL		0-0-0		1-0-0		1-0-0								
5-7-0		4-5-0		0-0-0		CONFERENCE		0-0-0		1-2-0		0-0-0								
3-3-0		3-3-0		0-0-0		HOME		0-0-0		0-0-0		0-0-0								
2-4-0		1-2-0		0-0-0		AWAY		0-0-0		1-2-0		0-0-0								
0-0-0		0-0-0		0-0-0		NEUTRAL		0-0-0		0-0-0		0-0-0								
RPI	S	Opponent		Score		RPI	S	Opponent		Score		RPI	S	Opponent		Score				
1	H	Texas Tech		7	4							127	A	Wake Forest		3	6			
1	H	Texas Tech		4	8							127	A	Wake Forest		11	6			
4	H	Clemson		1	3							127	A	Wake Forest		1	2			
4	H	Clemson		3	4							142	N	Richmond		4	3			
4	H	Clemson		5	1							157	H	Morehead St.		16	10			
7	A	Florida St.		6	1							162	H	Eastern Ky.		4	2			
7	A	Florida St.		4	9							210	N	George Mason		15	8			
7	A	Florida St.		7	8							223	A	Western Ky.		8	5			
12	H	North Carolina		5	4							229	A	The Citadel		8	3			
12	H	North Carolina		6	4							259	H	Western Caro.		3	2			
12	H	North Carolina		3	10							259	H	Western Caro.		16	4			
												259	H	Western Caro.		8	7			
												268	H	Youngstown St.		12	2			
												268	H	Youngstown St.		8	1			
												268	H	Youngstown St.		11	0			
LAST 10 GAMES																				
						7	A	Florida St.		6	1	4	H	Clemson		1	3			
						7	A	Florida St.		7	8	223	A	Western Ky.		8	5			
						7	A	Florida St.		4	9	127	A	Wake Forest		3	6			
						4	H	Clemson		3	4	127	A	Wake Forest		11	6			
						4	H	Clemson		5	1	127	A	Wake Forest		1	2			

Non-Div. I Games:

Louisville

**I  
o  
w  
a**

I  
o  
w  
a

Iowa

Average RPI Win:		140	WON-LOST		WINNING		LAST 10		STRENGTH OF		OPP. STRENGTH		TEAM	ADJ		CONF.	ADJ CONF.							
Average RPI Loss:		48	RECORD		PCT. RANK		GAMES		SCHEDULE		OF SCHEDULE		RPI	RPI		RPI	RPI							
DIV. I ONLY			17-11-0		.60714		75		7-3-0		16		92		35		.56824		35		3		3	
DIV. I NON-CONF.			11-5-0		.6875		50		2-1-0		43		241		54		.55337		54		3		3	
TOTALS		RPI 1-25		RPI 26-50				W-L RECORDS				RPI 51-100				RPI 101-150				RPI 150+				
17-11-0		2-7-0		0-1-0				OVERALL				5-1-0				4-1-0				6-1-0				
14-5-0		1-1-0		0-1-0				HOME				4-1-0				3-1-0				6-1-0				
3-6-0		1-6-0		0-0-0				AWAY				1-0-0				1-0-0				0-0-0				
0-0-0		0-0-0		0-0-0				NEUTRAL				0-0-0				0-0-0				0-0-0				
11-5-0		1-2-0		0-1-0				NON-CONFERENCE				2-1-0				2-0-0				6-1-0				
9-4-0		1-1-0		0-1-0				HOME				1-1-0				1-0-0				6-1-0				
2-1-0		0-1-0		0-0-				AWAY				1-0-0				1-0-0				0-0-0				
0-0-0		0-0-0		0-0-0				NEUTRAL				0-0-0				0-0-0				0-0-0				
6-6-0		1-5-0		0-0-0				CONFERENCE				3-0-0				2-1-0				0-0-0				
5-1-0		0-0-0		0-0-0				HOME				3-0-0				2-1-0				0-0-0				
1-5-0		1-5-0		0-0-0				AWAY				0-0-0				0-0-0				0-0-0				
0-0-0		0-0-0		0-0-0				NEUTRAL				0-0-0				0-0-0				0-0-0				
RPI	S	Opponent		Score		RPI	S	Opponent		Score		RPI	S	Opponent		Score		RPI	S	Opponent		Score		
4	A	Clemson		3	7	32	H	Mercer		2	6	51	H	Minnesota		3	2	103	H	Virginia Tech		10	6	
4	A	Clemson		2	3							70	A	Georgia St.		12	6	103	H	Virginia Tech		8	10	
4	A	Clemson		2	13							71	H	Bradley		7	10	103	H	Virginia Tech		16	9	
9	A	Auburn		7	12							78	H	Miami (FL)		4	1	108	A	Ga. Southern		7	1	
9	H	Auburn		6	4							78	H	Miami (FL)		6	1	108	H	Ga. Southern		3	1	
17	A	NC State		6	9							78	H	Miami (FL)		13	4	240	H	Ill. -Chi cago		5	0	
17	A	NC State		13	4													240	H	Ill. -Chi cago		5	12	
17	A	NC State		2	5													240	H	Ill. -Chi cago		3	2	
22	H	UConn		7	9													275	H	Dartmouth		11	5	
																		275	H	Dartmouth		10	0	
																		275	H	Dartmouth		12	9	
																		278	H	Ark. -Pine Bluff		8	0	
						LAST 10 GAMES																		
						78 H Miami (FL)						4	1	17 A NC State						2	5			
						78 H Miami (FL)						13	4	17 A NC State						13	4			
						78 H Miami (FL)						6	1	32 H Mercer						2	6			
						108 H Ga. Southern						3	1	9 H Auburn						6	4			
						17 A NC State						6	9	103 H Virginia Tech						10	6			

Non-Div. I Games:

Georgia Tech

**F  
G  
C  
U**

FGCU

Average RPI Win: 163		WON-LOST	WINNING	LAST 10	STRENGTH OF		OPP. STRENGTH	TEAM	ADJ	CONF.	ADJ CONF.
Average RPI Loss: 38		RECORD	PCT. RANK	GAMES	SCHEDULE		OF SCHEDULE	RPI	RPI	RPI	RPI
DIV. I ONLY		15-8-0	.65217	50	7-3-0		88	101	37	.56774	37
DIV. I NON-CONF.		14-6-0	.7	47	6-1-0		139	102	30	.57116	30
TOTALS		RPI 1-25	RPI 26-50		W-L RECORDS		RPI 51-100		RPI 101-150		RPI 150+
15-8-0		1-2-0	1-4-0		OVERALL		3-2-0		1-0-0		9-0-0
5-3-0		0-1-0	1-2-0		HOME		2-0-0		0-0-0		2-0-0
9-4-0		1-1-0	0-1-0		AWAY		1-2-0		0-0-0		7-0-0
1-1-0		0-0-0	0-1-0		NEUTRAL		0-0-0		1-0-0		0-0-0
14-6-0		1-2-0	0-2-0		NON-CONFERENCE		3-2-0		1-0-0		9-0-0
4-1-0		0-1-0	0-0-0		HOME		2-0-0		0-0-0		2-0-0
9-4-0		1-1-0	0-0-		AWAY		1-2-0		0-0-0		7-0-0
1-1-0		0-0-0	0-1-0		NEUTRAL		0-0-0		1-0-0		0-0-0
1-2-0		0-0-0	1-2-0		CONFERENCE		0-0-0		0-0-0		0-0-0
1-2-0		0-0-0	1-2-0		HOME		0-0-0		0-0-0		0-0-0
0-0-0		0-0-0	0-0-0		AWAY		0-0-0		0-0-0		0-0-0
0-0-0		0-0-0	0-0-0		NEUTRAL		0-0-0		0-0-0		0-0-0
RPI S	Opponent	Score	RPI S	Opponent	Score	RPI S	Opponent	Score	RPI S	Opponent	Score
18 H	Indiana	3 5	26 N	Oregon	5 8	72 H	Xavier	6 4	104 N	Loyola Marymount	8 2
21 A	UNLV	4 5	28 H	Missouri St.	3 4	72 H	Xavier	4 3	168 A	Middle Tenn.	21 4
21 A	UNLV	4 2	28 H	Missouri St.	6 4	76 A	Austin Peay	7 8	178 A	Lipscomb	17 3
			28 H	Missouri St.	4 5	76 A	Austin Peay	8 15	184 A	Eastern Ill.	10 8
			29 A	Vanderbilt	5 8	76 A	Austin Peay	11 5	229 A	The Citadel	5 2
									229 A	The Citadel	10 3
									229 A	The Citadel	7 3
									260 A	Belmont	7 4
									294 H	Western Ill.	2 0
									294 H	Western Ill.	5 4
LAST 10 GAMES											
28 H	Missouri St.	6 4	72 H	Xavier	6 4						
28 H	Missouri St.	4 5	184 A	Eastern Ill.	10 8						
28 H	Missouri St.	3 4	229 A	The Citadel	5 2						
18 H	Indiana	3 5	229 A	The Citadel	7 3						
72 H	Xavier	4 3	229 A	The Citadel	10 3						

Non-Div. I Games:

Indiana St.

Average RPI Win:	150	WON-LOST RECORD	WINNING PCT. RANK	LAST 10 GAMES	STRENGTH OF SCHEDULE	OPP. STRENGTH OF SCHEDULE	TEAM RPI	ADJ RPI	CONF. RPI	ADJ CONF. RPI		
DIV. I ONLY		19-9-0	.67857	42	7-3-0	74	55	38	.56773	38	7	7
DIV. I NON-CONF.		14-5-0	.73684	33	2-0-0	46	115	16	.59373	16	5	5
<hr/>												
TOTALS	RPI 1-25	RPI 26-50		W-L RECORDS		RPI 51-100		RPI 101-150		RPI 150+		
19-9-0	0-4-0	3-3-0		OVERALL		2-1-0		4-1-0		10-0-0		
15-4-0	0-0-0	3-3-0		HOME		2-1-0		1-0-0		9-0-0		
4-5-0	0-4-0	0-0-0		AWAY		0-0-0		3-1-0		1-0-0		
0-0-0	0-0-0	0-0-0		NEUTRAL		0-0-0		0-0-0		0-0-0		
14-5-0	0-4-0	2-1-0		NON-CONFERENCE		0-0-0		2-0-0		10-0-0		
12-1-0	0-0-0	2-1-0		HOME		0-0-0		1-0-0		9-0-0		
2-4-0	0-4-0	0-0-		AWAY		0-0-0		1-0-0		1-0-0		
0-0-0	0-0-0	0-0-0		NEUTRAL		0-0-0		0-0-0		0-0-0		
5-4-0	0-0-0	1-2-0		CONFERENCE		2-1-0		2-1-0		0-0-0		
3-3-0	0-0-0	1-2-0		HOME		2-1-0		0-0-0		0-0-0		
2-1-0	0-0-0	0-0-0		AWAY		0-0-0		2-1-0		0-0-0		
0-0-0	0-0-0	0-0-0		NEUTRAL		0-0-0		0-0-0		0-0-0		
RPI	S	Opponent	Score	RPI	S	Opponent	Score	RPI	S	Opponent	Score	
7	A	Florida St.	3 7	41	H	Little Rock	2 0	70	H	Georgia St.	14 4	
7	A	Florida St.	4 9	41	H	Little Rock	1 3	70	H	Georgia St.	8 3	
7	A	Florida St.	5 6	41	H	Little Rock	1 3	70	H	Georgia St.	2 5	
9	A	Auburn	5 6	42	H	Tennessee Tech	6 10	109	A	Louisiana	8 5	
				42	H	Tennessee Tech	10 7	109	A	Louisiana	6 2	
				42	H	Tennessee Tech	13 12	109	A	Louisiana	3 4	
								148	A	Samford	5 4	
								148	H	Samford	14 2	
								158	A	UAB	4 1	
								158	H	UAB	3 2	
								164	H	Gardner-Webb	6 0	
								164	H	Gardner-Webb	6 4	
								164	H	Gardner-Webb	6 3	
								252	H	UT Martin	12 1	
								252	H	UT Martin	6 2	
								252	H	UT Martin	10 4	
								252	H	UT Martin	14 2	
								257	H	Alabama St.	14 1	
				LAST 10 GAMES								
				70	H	Georgia St.	8 3	109	A	Louisiana	8 5	
				70	H	Georgia St.	2 5	109	A	Louisiana	6 2	
				70	H	Georgia St.	14 4	148	H	Samford	14 2	
				257	H	Alabama St.	14 1	41	H	Little Rock	1 3	
				109	A	Louisiana	3 4	41	H	Little Rock	2 0	

Non-Div. I Games:

Troy

Average RPI Win:		132	WON-LOST RECORD		WINNING PCT. RANK		LAST 10 GAMES		STRENGTH OF SCHEDULE		OPP. STRENGTH OF SCHEDULE		TEAM RPI		ADJ RPI		CONF. RPI		ADJ CONF. RPI					
DIV. I ONLY			19-7-0		.73077		25		7-3-0		150		20		39		.56618		39		13		13	
DIV. I NON-CONF.			13-5-0		.72222		39		1-1-0		222		34		73		.54291		73		13		13	
TOTALS		RPI 1-25		RPI 26-50		W-L RECORDS		RPI 51-100		RPI 101-150		RPI 150+												
19-7-0		2-2-0		0-0-0		OVERALL		5-3-0		8-1-0		4-1-0												
13-2-0		0-0-0		0-0-0		HOME		5-0-0		5-1-0		3-1-0												
4-4-0		2-2-0		0-0-0		AWAY		0-2-0		2-0-0		0-0-0												
2-1-0		0-0-0		0-0-0		NEUTRAL		0-1-0		1-0-0		1-0-0												
13-5-0		0-1-0		0-0-0		NON-CONFERENCE		3-3-0		6-0-0		4-1-0												
9-1-0		0-0-0		0-0-0		HOME		3-0-0		3-0-0		3-1-0												
2-3-0		0-1-0		0-0-		AWAY		0-2-0		2-0-0		0-0-0												
2-1-0		0-0-0		0-0-0		NEUTRAL		0-1-0		1-0-0		1-0-0												
6-2-0		2-1-0		0-0-0		CONFERENCE		2-0-0		2-1-0		0-0-0												
4-1-0		0-0-0		0-0-0		HOME		2-0-0		2-1-0		0-0-0												
2-1-0		2-1-0		0-0-0		AWAY		0-0-0		0-0-0		0-0-0												
0-0-0		0-0-0		0-0-0		NEUTRAL		0-0-0		0-0-0		0-0-0												
RPI	S	Opponent		Score		RPI	S	Opponent		Score		RPI	S	Opponent		Score								
5	A	Ole Miss		6	7							52	A	Alabama		0	3							
16	A	Fla. Atlantic		14	3							57	N	Ohio St.		6	9							
16	A	Fla. Atlantic		5	6							60	A	South Ala.		9	10							
16	A	Fla. Atlantic		5	2							92	H	Mississippi St.		7	4							
												92	H	Mississippi St.		11	0							
												92	H	Mississippi St.		5	2							
												94	H	UTSA		4	3							
												94	H	UTSA		12	2							
														108 H Ga. Southern		4	3							
														108 H Ga. Southern		3	2							
														108 H Ga. Southern		8	2							
														118 H Rice		8	7							
														118 H Rice		12	1							
														118 H Rice		6	7							
														136 A New Orleans		9	7							
														144 A Tulane		12	3							
														150 N Eastern Mich.		9	4							
														252 H UT Martin		13	4							
														252 H UT Martin		10	13							
														252 H UT Martin		16	2							
														254 N Nicholls St.		20	4							
														272 H Southern U.		12	1							
LAST 10 GAMES																								
118 H Rice						6	7	16 A Fla. Atlantic						5	2									
118 H Rice						8	7	16 A Fla. Atlantic						5	6									
118 H Rice						12	1	272 H Southern U.						12	1									
5 A Ole Miss						6	7	94 H UTSA						4	3									
16 A Fla. Atlantic						14	3	94 H UTSA						12	2									

**Non-Div. I Games:**

Southern Mi ss.

D  
u  
k  
e

Duke



Average RPI Win:		129	WON-LOST RECORD		WINNING PCT. RANK		LAST 10 GAMES		STRENGTH OF SCHEDULE		OPP. STRENGTH OF SCHEDULE		TEAM RPI		ADJ RPI		CONF. RPI		ADJ CONF. RPI				
DIV. I ONLY			16-11-0		.59259 90		7-3-0		45		170		41		.56492 41		7		7				
DIV. I NON-CONF.			10-8-0		.55556 116		1-0-0		80		224		83		.53507 83		5		5				
TOTALS		RPI 1-25		RPI 26-50		W-L RECORDS		RPI 51-100		RPI 101-150		RPI 150+											
16-11-0		0-1-0		4-4-0		OVERALL		3-1-0		5-3-0		4-2-0											
7-4-0		0-0-0		0-0-0		HOME		3-1-0		2-2-0		2-1-0											
9-7-0		0-1-0		4-4-0		AWAY		0-0-0		3-1-0		2-1-0											
0-0-0		0-0-0		0-0-0		NEUTRAL		0-0-0		0-0-0		0-0-0											
10-8-0		0-1-0		2-3-0		NON-CONFERENCE		1-0-0		3-2-0		4-2-0											
5-3-0		0-0-0		0-0-0		HOME		1-0-0		2-2-0		2-1-0											
5-5-0		0-1-0		2-0-		AWAY		0-0-0		1-0-0		2-1-0											
0-0-0		0-0-0		0-0-0		NEUTRAL		0-0-0		0-0-0		0-0-0											
6-3-0		0-0-0		2-1-0		CONFERENCE		2-1-0		2-1-0		0-0-0											
2-1-0		0-0-0		0-0-0		HOME		2-1-0		0-0-0		0-0-0											
4-2-0		0-0-0		2-1-0		AWAY		0-0-0		2-1-0		0-0-0											
0-0-0		0-0-0		0-0-0		NEUTRAL		0-0-0		0-0-0		0-0-0											
RPI	S	Opponent		Score		RPI	S	Opponent		Score		RPI	S	Opponent		Score							
5	A	Ole Miss		2	10	38	A	Troy		0	2	58	H	Louisiana Tech		2	1	106	A	Central Ark.		6	5
						38	A	Troy		3	1	91	H	UT Arlington		13	15	132	A	Texas St.		7	4
						38	A	Troy		3	1	91	H	UT Arlington		5	4	132	A	Texas St.		6	3
						42	A	Tennessee Tech		7	4	91	H	UT Arlington		5	1	132	A	Texas St.		6	10
						42	A	Tennessee Tech		7	17							133	H	Northwestern St.		3	7
						42	A	Tennessee Tech		3	7							133	H	Northwestern St.		5	6
						49	A	Oklahoma St.		12	6							133	H	Northwestern St.		5	2
						49	A	Oklahoma St.		2	9							147	H	Oral Roberts		5	2
																		216	A	Memphis		6	10
																		216	A	Memphis		5	4
																		216	A	Memphis		4	1
																		289	H	Fort Wayne		2	0
																		289	H	Fort Wayne		2	3
																		289	H	Fort Wayne		7	1
LAST 10 GAMES																							
						132	A	Texas St.		6	10	91	H	UT Arlington		13	15						
						132	A	Texas St.		7	4	91	H	UT Arlington		5	1						
						132	A	Texas St.		6	3	38	A	Troy		3	1						
						147	H	Oral Roberts		5	2	38	A	Troy		0	2						
						91	H	UT Arlington		5	4	38	A	Troy		3	1						

Non-Div. I Games:

Little Rock

Average RPI Win:		129	WON-LOST RECORD		WINNING PCT. RANK		LAST 10 GAMES		STRENGTH OF SCHEDULE		OPP. STRENGTH OF SCHEDULE		TEAM RPI		ADJ RPI		CONF. RPI		ADJ CONF. RPI				
DIV. I ONLY		21-5-0		.80769		9		10-0-0		223		6		42		.56454		42		19		19	
DIV. I NON-CONF.		10-4-0		.71429		40		1-0-0		92		3		24		.5809		24		17		17	
TOTALS		RPI 1-25		RPI 26-50		W-L RECORDS		RPI 51-100		RPI 101-150		RPI 150+											
21-5-0		2-0-0		3-3-0		OVERALL		5-1-0		0-0-0		11-1-0											
12-3-0		2-0-0		2-1-0		HOME		5-1-0		0-0-0		3-1-0											
9-2-0		0-0-0		1-2-0		AWAY		0-0-0		0-0-0		8-0-0											
0-0-0		0-0-0		0-0-0		NEUTRAL		0-0-0		0-0-0		0-0-0											
10-4-0		2-0-0		3-3-0		NON-CONFERENCE		2-1-0		0-0-0		3-0-0											
7-2-0		2-0-0		2-1-0		HOME		2-1-0		0-0-0		1-0-0											
3-2-0		0-0-0		1-0-		AWAY		0-0-0		0-0-0		2-0-0											
0-0-0		0-0-0		0-0-0		NEUTRAL		0-0-0		0-0-0		0-0-0											
11-1-0		0-0-0		0-0-0		CONFERENCE		3-0-0		0-0-0		8-1-0											
5-1-0		0-0-0		0-0-0		HOME		3-0-0		0-0-0		2-1-0											
6-0-0		0-0-0		0-0-0		AWAY		0-0-0		0-0-0		6-0-0											
0-0-0		0-0-0		0-0-0		NEUTRAL		0-0-0		0-0-0		0-0-0											
RPI	S	Opponent		Score		RPI	S	Opponent		Score		RPI	S	Opponent		Score							
24	H	West Virginia		9	1	38	A	Troy		10	6	64	H	Illinois St.		7	4						
24	H	West Virginia		8	0	38	A	Troy		7	10	64	H	Illinois St.		30	17						
						38	A	Troy		12	13	64	H	Illinois St.		8	16						
						41	H	Little Rock		4	7	76	H	Austin Peay		4	0						
						41	H	Little Rock		7	3	76	H	Austin Peay		15	12						
						41	H	Little Rock		17	7	76	H	Austin Peay		12	6						
						LAST 10 GAMES																	
						184 A Eastern Ill.						10	6	76 H Austin Peay						4	0		
						184 A Eastern Ill.						26	11	286 A Alabama A&M						17	0		
						184 A Eastern Ill.						9	3	165 A SIUE						8	4		
						76 H Austin Peay						12	6	165 A SIUE						4	1		
						76 H Austin Peay						15	12	165 A SIUE						4	1		

**Non-Div. I Games:**

Tennessee Tech

Average RPI Win: 143		WON-LOST RECORD		WINNING PCT. RANK		LAST 10 GAMES		STRENGTH OF SCHEDULE		OPP. STRENGTH OF SCHEDULE		TEAM RPI		ADJ RPI		CONF. RPI		ADJ CONF. RPI	
DIV. I ONLY		9-11-1		.45238 179		4-5-1		12		129		43		.56354 43		12		12	
DIV. I NON-CONF.		9-11-1		.45238 173		4-5-1		19		131		41		.56354 41		12		12	
TOTALS		RPI 1-25		RPI 26-50		W-L RECORDS		RPI 51-100		RPI 101-150		RPI 150+							
9-11-1		1-5-0		1-1-1		OVERALL		3-3-0		0-1-0		4-1-0							
1-0-0		0-0-0		0-0-0		HOME		0-0-0		0-0-0		1-0-0							
4-9-1		1-5-0		1-0-1		AWAY		2-2-0		0-1-0		0-1-0							
4-2-0		0-0-0		0-1-0		NEUTRAL		1-1-0		0-0-0		3-0-0							
9-11-1		1-5-0		1-1-1		NON-CONFERENCE		3-3-0		0-1-0		4-1-0							
1-0-0		0-0-0		0-0-0		HOME		0-0-0		0-0-0		1-0-0							
4-9-1		1-5-0		1-1-		AWAY		2-2-0		0-1-0		0-1-0							
4-2-0		0-0-0		0-1-0		NEUTRAL		1-1-0		0-0-0		3-0-0							
0-0-0		0-0-0		0-0-0		CONFERENCE		0-0-0		0-0-0		0-0-0							
0-0-0		0-0-0		0-0-0		HOME		0-0-0		0-0-0		0-0-0							
0-0-0		0-0-0		0-0-0		AWAY		0-0-0		0-0-0		0-0-0							
0-0-0		0-0-0		0-0-0		NEUTRAL		0-0-0		0-0-0		0-0-0							
RPI	S	Opponent	Score		RPI	S	Opponent	Score		RPI	S	Opponent	Score		RPI	S	Opponent	Score	
16	A	Fla. Atlantic	3	11	28	N	Missouri St.	2	14	75	N	Pittsburgh	1	0	139	A	Wofford	5	12
16	A	Fla. Atlantic	2	4	49	A	Oklahoma St.	3	3	79	A	Hawaii	9	8	192	N	Seattle U	14	9
16	A	Fla. Atlantic	0	10	49	A	Oklahoma St.	10	7	79	A	Hawaii	2	3	238	N	Central Mich.	10	4
17	A	NC State	1	3						79	A	Hawaii	5	1	258	A	USC Upstate	1	12
17	A	NC State	4	8						79	A	Hawaii	6	8	268	N	Youngstown St.	11	3
17	A	NC State	8	6						98	N	Notre Dame	8	9	293	H	Saint Peter's	2	0
					LAST 10 GAMES														
					79	A	Hawaii	2	3	28	N	Missouri St.	2	14					
					79	A	Hawaii	6	8	49	A	Oklahoma St.	10	7					
					79	A	Hawaii	5	1	293	H	Saint Peter's	2	0					
					79	A	Hawaii	9	8	16	A	Fla. Atlantic	0	10					
					49	A	Oklahoma St.	3	3	16	A	Fla. Atlantic	3	11					

Non-Div. I Games:

Seton Hall

Average RPI Win: 169		WON-LOST	WINNING	LAST 10	STRENGTH OF		OPP. STRENGTH	TEAM	ADJ	CONF.	ADJ CONF.
Average RPI Loss: 74		RECORD	PCT. RANK	GAMES	SCHEDULE		OF SCHEDULE	RPI	RPI	RPI	RPI
DIV. I ONLY		20-7-0	.74074	22	7-3-0		121	128	44	.56309	44
DIV. I NON-CONF.		11-7-0	.61111	87	1-3-0		60	161	84	.53447	84
TOTALS		RPI 1-25	RPI 26-50		W-L RECORDS		RPI 51-100		RPI 101-150		RPI 150+
20-7-0		0-1-0	2-1-0		OVERALL		3-4-0		3-0-0		12-1-0
12-4-0		0-0-0	0-0-0		HOME		3-3-0		0-0-0		9-1-0
7-1-0		0-0-0	1-1-0		AWAY		0-0-0		3-0-0		3-0-0
1-2-0		0-1-0	1-0-0		NEUTRAL		0-1-0		0-0-0		0-0-0
11-7-0		0-1-0	2-1-0		NON-CONFERENCE		3-4-0		0-0-0		6-1-0
9-4-0		0-0-0	0-0-0		HOME		3-3-0		0-0-0		6-1-0
1-1-0		0-0-0	1-0-		AWAY		0-0-0		0-0-0		0-0-0
1-2-0		0-1-0	1-0-0		NEUTRAL		0-1-0		0-0-0		0-0-0
9-0-0		0-0-0	0-0-0		CONFERENCE		0-0-0		3-0-0		6-0-0
3-0-0		0-0-0	0-0-0		HOME		0-0-0		0-0-0		3-0-0
6-0-0		0-0-0	0-0-0		AWAY		0-0-0		3-0-0		3-0-0
0-0-0		0-0-0	0-0-0		NEUTRAL		0-0-0		0-0-0		0-0-0
RPI S	Opponent	Score		RPI S	Opponent	Score		RPI S	Opponent	Score	
20 N	Kentucky	2	7	29 N	Vanderbilt	7	6	62 H	DBU	3	21
				45 A	Texas	2	3	62 H	DBU	7	9
				47 A	Baylor	7	2	62 H	DBU	6	5
								63 H	Kent St.	4	7
								63 H	Kent St.	5	1
								63 H	Kent St.	12	6
								92 N	Mississippi St.	1	4
								105 A	A&M-Corpus Christi	9	0
								105 A	A&M-Corpus Christi	5	3
								105 A	A&M-Corpus Christi	3	1
								171 H	Wright St.	9	1
								171 H	Wright St.	6	10
								198 H	Cincinnati	3	2
								198 H	Cincinnati	5	3
								198 H	Cincinnati	10	6
								241 A	Lamar University	8	1
								241 A	Lamar University	5	2
								241 A	Lamar University	3	1
								246 H	Abilene Christian	10	1
								246 H	Abilene Christian	7	6
								246 H	Abilene Christian	10	0
								291 H	Prairie View	10	0
								291 H	Prairie View	12	1
				LAST 10 GAMES							
				246 H	Abilene Christian	10	0	62 H	DBU	7	9
				246 H	Abilene Christian	7	6	45 A	Texas	2	3
				246 H	Abilene Christian	10	1	105 A	A&M-Corpus Christi	9	0
				62 H	DBU	3	21	105 A	A&M-Corpus Christi	5	3
				62 H	DBU	6	5	105 A	A&M-Corpus Christi	3	1

Non-Div. I Games:

Sam Houston St.

Average RPI Win: 111		WON-LOST RECORD		WINNING PCT. RANK		LAST 10 GAMES		STRENGTH OF SCHEDULE		OPP. STRENGTH OF SCHEDULE		TEAM RPI		ADJ RPI		CONF. RPI		ADJ CONF. RPI	
DIV. I ONLY		17-12-0		.58621 95		7-3-0		22		26		45		.5626 45		2		2	
DIV. I NON-CONF.		11-9-0		.55 122		2-0-0		37		23		69		.54581 69		2		2	
TOTALS		RPI 1-25		RPI 26-50		W-L RECORDS		RPI 51-100		RPI 101-150		RPI 150+							
17-12-0		1-5-0		3-1-0		OVERALL		6-4-0		3-1-0		4-1-0							
14-6-0		1-3-0		3-1-0		HOME		4-0-0		2-1-0		4-1-0							
3-6-0		0-2-0		0-0-0		AWAY		2-4-0		1-0-0		0-0-0							
0-0-0		0-0-0		0-0-0		NEUTRAL		0-0-0		0-0-0		0-0-0							
11-9-0		1-5-0		1-0-0		NON-CONFERENCE		2-2-0		3-1-0		4-1-0							
9-5-0		1-3-0		1-0-0		HOME		1-0-0		2-1-0		4-1-0							
2-4-0		0-2-0		0-0-		AWAY		1-2-0		1-0-0		0-0-0							
0-0-0		0-0-0		0-0-0		NEUTRAL		0-0-0		0-0-0		0-0-0							
6-3-0		0-0-0		2-1-0		CONFERENCE		4-2-0		0-0-0		0-0-0							
5-1-0		0-0-0		2-1-0		HOME		3-0-0		0-0-0		0-0-0							
1-2-0		0-0-0		0-0-0		AWAY		1-2-0		0-0-0		0-0-0							
0-0-0		0-0-0		0-0-0		NEUTRAL		0-0-0		0-0-0		0-0-0							
RPI	S	Opponent		Score		RPI	S	Opponent		Score		RPI	S	Opponent		Score			
2	H	Stanford		8	6	44	H	Sam Houston St.		3	2	69	A	Kansas St.		10	11		
2	H	Stanford		1	7	49	H	Oklahoma St.		7	1	69	A	Kansas St.		2	5		
2	H	Stanford		3	9	49	H	Oklahoma St.		10	5	69	A	Kansas St.		9	5		
2	H	Stanford		1	11	49	H	Oklahoma St.		1	6	81	A	LSU		11	1		
11	A	Arkansas		4	13							81	A	LSU		4	13		
11	A	Arkansas		5	7							81	A	LSU		5	10		
												94	H	UTSA		2	0		
												95	H	Kansas		5	4		
												95	H	Kansas		4	0		
												95	H	Kansas		14	4		
LAST 10 GAMES																			
						69	A	Kansas St.		9	5	49	H	Oklahoma St.		7	1		
						69	A	Kansas St.		10	11	49	H	Oklahoma St.		1	6		
						69	A	Kansas St.		2	5	44	H	Sam Houston St.		3	2		
						132	A	Texas St.		6	1	95	H	Kansas		5	4		
						49	H	Oklahoma St.		10	5	95	H	Kansas		4	0		

Non-Div. I Games:

Texas

Oklahoma

Average RPI Win:		89	WON-LOST RECORD		WINNING PCT. RANK		LAST 10 GAMES		STRENGTH OF SCHEDULE		OPP. STRENGTH OF SCHEDULE		TEAM RPI		ADJ RPI		CONF. RPI		ADJ CONF. RPI	
DIV. I ONLY			20-10-0		.66667 46		7-3-0		67		7		46		.56139 46		2		2	
DIV. I NON-CONF.			14-9-0		.6087 95		1-2-0		57		38		71		.54503 71		2		2	
TOTALS		RPI 1-25		RPI 26-50		W-L RECORDS		RPI 51-100		RPI 101-150		RPI 150+								
20-10-0		4-2-0		3-1-0		OVERALL		5-3-0		5-3-0		3-1-0								
19-5-0		3-0-0		3-1-0		HOME		5-1-0		5-2-0		3-1-0								
0-3-0		0-2-0		0-0-0		AWAY		0-1-0		0-0-0		0-0-0								
1-2-0		1-0-0		0-0-0		NEUTRAL		0-1-0		0-1-0		0-0-0								
14-9-0		1-2-0		0-0-0		NON-CONFERENCE		5-3-0		5-3-0		3-1-0								
13-4-0		0-0-0		0-0-0		HOME		5-1-0		5-2-0		3-1-0								
0-3-0		0-2-0		0-0-		AWAY		0-1-0		0-0-0		0-0-0								
1-2-0		1-0-0		0-0-0		NEUTRAL		0-1-0		0-1-0		0-0-0								
6-1-0		3-0-0		3-1-0		CONFERENCE		0-0-0		0-0-0		0-0-0								
6-1-0		3-0-0		3-1-0		HOME		0-0-0		0-0-0		0-0-0								
0-0-0		0-0-0		0-0-0		AWAY		0-0-0		0-0-0		0-0-0								
0-0-0		0-0-0		0-0-0		NEUTRAL		0-0-0		0-0-0		0-0-0								
RPI	S	Opponent		Score		RPI	S	Opponent		Score		RPI	S	Opponent		Score				
6	A	Wichita St.		1	2	47	H	Baylor		4	2	52	H	Alabama		1	13			
18	N	Indiana		6	3	47	H	Baylor		6	1	52	H	Alabama		16	4			
19	A	Coastal Caro.		3	4	47	H	Baylor		5	4	52	H	Alabama		2	1			
24	H	West Virginia		2	1	49	H	Oklahoma St.		1	7	60	N	South Ala.		5	6			
24	H	West Virginia		19	6							62	A	DBU		2	5			
24	H	West Virginia		10	2							62	H	DBU		15	3			
												80	H	Holy Cross		11	5			
												80	H	Holy Cross		1	0			
														103 N Virginia Tech		6	14			
														105 H A&M-Corpus Christi		7	3			
														105 H A&M-Corpus Christi		4	14			
														105 H A&M-Corpus Christi		3	2			
														105 H A&M-Corpus Christi		11	7			
														122 H Kennesaw St.		4	9			
														122 H Kennesaw St.		4	1			
														122 H Kennesaw St.		3	1			
														163 H Valparaiso		3	2			
														163 H Valparaiso		4	11			
														251 H Texas Southern		12	0			
														251 H Texas Southern		10	1			
LAST 10 GAMES																				
						47	H	Baylor		6	1	24	H	West Virginia		10	2			
						47	H	Baylor		5	4	24	H	West Virginia		19	6			
						47	H	Baylor		4	2	6	A	Wichita St.		1	2			
						49	H	Oklahoma St.		1	7	122	H	Kennesaw St.		4	9			
						24	H	West Virginia		2	1	122	H	Kennesaw St.		4	1			

Non-Div. I Games:

Oklahoma

Average RPI Win:		120	WON-LOST RECORD		WINNING PCT. RANK		LAST 10 GAMES		STRENGTH OF SCHEDULE		OPP. STRENGTH OF SCHEDULE		TEAM RPI		ADJ RPI		CONF. RPI		ADJ CONF. RPI	
DIV. I ONLY			13-12-0		.52 133		4-6-0		4		90		47		.56036 47		2		2	
DIV. I NON-CONF.			10-6-0		.625 83		2-0-0		30		175		36		.56596 36		2		2	
TOTALS		RPI 1-25		RPI 26-50		W-L RECORDS		RPI 51-100		RPI 101-150		RPI 150+								
13-12-0		2-2-0		0-4-0		OVERALL		5-5-0		0-0-0		6-1-0								
9-5-0		2-1-0		0-1-0		HOME		1-2-0		0-0-0		6-1-0								
2-5-0		0-0-0		0-3-0		AWAY		2-2-0		0-0-0		0-0-0								
2-2-0		0-1-0		0-0-0		NEUTRAL		2-1-0		0-0-0		0-0-0								
10-6-0		0-1-0		0-1-0		NON-CONFERENCE		4-3-0		0-0-0		6-1-0								
6-2-0		0-0-0		0-1-0		HOME		0-0-0		0-0-0		6-1-0								
2-2-0		0-0-0		0-0-		AWAY		2-2-0		0-0-0		0-0-0								
2-2-0		0-1-0		0-0-0		NEUTRAL		2-1-0		0-0-0		0-0-0								
3-6-0		2-1-0		0-3-0		CONFERENCE		1-2-0		0-0-0		0-0-0								
3-3-0		2-1-0		0-0-0		HOME		1-2-0		0-0-0		0-0-0								
0-3-0		0-0-0		0-3-0		AWAY		0-0-0		0-0-0		0-0-0								
0-0-0		0-0-0		0-0-0		NEUTRAL		0-0-0		0-0-0		0-0-0								
RPI	S	Opponent		Score		RPI	S	Opponent		Score		RPI	S	Opponent		Score				
1	H	Texas Tech		2 0		44	H	Sam Houston St.		2 7		54	A	UCLA		2 5				
1	H	Texas Tech		4 11		46	A	Oklahoma		4 5		54	A	UCLA		8 6				
1	H	Texas Tech		12 2		46	A	Oklahoma		1 6		54	A	UCLA		0 3				
15	N	Texas A&M		4 5		46	A	Oklahoma		2 4		58	N	Louisiana Tech		6 1				
												61	N	California		2 8				
												62	A	DBU		5 2				
												91	N	UT Arlington		9 1				
												95	H	Kansas		5 8				
												95	H	Kansas		5 6				
												95	H	Kansas		17 6				
LAST 10 GAMES																				
						46	A	Oklahoma		1 6		95	H	Kansas		17 6				
						46	A	Oklahoma		4 5		95	H	Kansas		5 6				
						46	A	Oklahoma		2 4		62	A	DBU		5 2				
						291	H	Prairie View		17 5		1	H	Texas Tech		4 11				
						95	H	Kansas		5 8		1	H	Texas Tech		12 2				

Non-Div. I Games:

Baylor

Average RPI Win:		143	WON-LOST RECORD		WINNING PCT. RANK	LAST 10 GAMES		STRENGTH OF SCHEDULE		OPP. STRENGTH OF SCHEDULE	TEAM RPI	ADJ RPI	CONF. RPI	ADJ CONF. RPI							
DIV. I ONLY			16-7-0		.69565	35		7-2-0		157	65	48	.55791	48	9	9					
DIV. I NON-CONF.			11-4-0		.73333	37		3-0-0		86	57	14	.59463	14	8	8					
TOTALS		RPI 1-25		RPI 26-50		W-L RECORDS		RPI 51-100		RPI 101-150		RPI 150+									
16-7-0		1-2-0		1-2-0		OVERALL		2-1-0		6-1-0		6-1-0									
3-2-0		0-0-0		1-2-0		HOME		0-0-0		1-0-0		1-0-0									
7-2-0		1-1-0		0-0-0		AWAY		0-0-0		3-1-0		3-0-0									
6-3-0		0-1-0		0-0-0		NEUTRAL		2-1-0		2-0-0		2-1-0									
11-4-0		1-2-0		0-0-0		NON-CONFERENCE		2-1-0		6-1-0		2-0-0									
2-0-0		0-0-0		0-0-0		HOME		0-0-0		1-0-0		1-0-0									
4-2-0		1-1-0		0-0-		AWAY		0-0-0		3-1-0		0-0-0									
5-2-0		0-1-0		0-0-0		NEUTRAL		2-1-0		2-0-0		1-0-0									
5-3-0		0-0-0		1-2-0		CONFERENCE		0-0-0		0-0-0		4-1-0									
1-2-0		0-0-0		1-2-0		HOME		0-0-0		0-0-0		0-0-0									
3-0-0		0-0-0		0-0-0		AWAY		0-0-0		0-0-0		3-0-0									
1-1-0		0-0-0		0-0-0		NEUTRAL		0-0-0		0-0-0		1-1-0									
RPI	S	Opponent		Score		RPI	S	Opponent		Score		RPI	S	Opponent		Score					
19	A	Coastal Caro.		4	6	34	H	Iowa		5	8	54	N	UCLA		5	3				
19	A	Coastal Caro.		7	6	34	H	Iowa		2	4	73	N	Washi ngton		7	1				
24	N	West Vi rgini a		8	10	34	H	Iowa		13	12	76	N	Austin Peay		0	2				
						LAST 10 GAMES															
						34 H Iowa						2	4	206 A Northwestern						5	4
						34 H Iowa						13	12	146 H CSUN						12	7
						34 H Iowa						5	8	125 A Southern Ill.						6	2
						206 A Northwestern						4	2	125 A Southern Ill.						16	6
						206 A Northwestern						5	4	125 A Southern Ill.						4	5

Non-Div. I Games: Concordia Chicago 9 6

Illinois



Average RPI Win:	100	WON-LOST RECORD	WINNING PCT. RANK	LAST 10 GAMES	STRENGTH OF SCHEDULE	OPP. STRENGTH OF SCHEDULE	TEAM RPI	ADJ RPI	CONF. RPI	ADJ CONF. RPI	
Average RPI Loss:	87										
DIV. I ONLY	15-10-1	.59615	89	7-2-1	75	18	49	.55729	49	2	2
DIV. I NON-CONF.	10-8-1	.55263	121	2-0-1	129	24	98	.52629	98	2	2
<hr/>											
TOTALS	RPI 1-25	RPI 26-50		W-L RECORDS	RPI 51-100		RPI 101-150		RPI 150+		
15-10-1	0-0-0	5-4-1		OVERALL	4-3-0		4-3-0		2-0-0		
8-5-1	0-0-0	2-2-1		HOME	3-1-0		1-2-0		2-0-0		
7-5-0	0-0-0	3-2-0		AWAY	1-2-0		3-1-0		0-0-0		
0-0-0	0-0-0	0-0-0		NEUTRAL	0-0-0		0-0-0		0-0-0		
<hr/>											
10-8-1	0-0-0	3-2-1		NON-CONFERENCE	1-3-0		4-3-0		2-0-0		
5-5-1	0-0-0	2-2-1		HOME	0-1-0		1-2-0		2-0-0		
5-3-0	0-0-0	1-0-		AWAY	1-2-0		3-1-0		0-0-0		
0-0-0	0-0-0	0-0-0		NEUTRAL	0-0-0		0-0-0		0-0-0		
<hr/>											
5-2-0	0-0-0	2-2-0		CONFERENCE	3-0-0		0-0-0		0-0-0		
3-0-0	0-0-0	0-0-0		HOME	3-0-0		0-0-0		0-0-0		
2-2-0	0-0-0	2-2-0		AWAY	0-0-0		0-0-0		0-0-0		
0-0-0	0-0-0	0-0-0		NEUTRAL	0-0-0		0-0-0		0-0-0		
<hr/>											
RPI	S	Opponent	Score	RPI	S	Opponent	Score	RPI	S	Opponent	Score
				28	A	Missouri St.	10 8	62	H	DBU	4 6
				28	H	Missouri St.	4 2	86	H	TCU	9 8
				41	H	Little Rock	9 2	86	H	TCU	7 6
				41	H	Little Rock	6 12	86	H	TCU	12 7
				43	H	Seton Hall	7 10	99	A	Ari zona St.	2 14
				43	H	Seton Hall	3 3	99	A	Ari zona St.	3 2
				45	A	Texas	6 1	99	A	Ari zona St.	1 9
				45	A	Texas	1 7				
				45	A	Texas	5 10				
				46	A	Okl ahoma	7 1				
<hr/>											
LAST 10 GAMES											
				86	H	TCU	9 8	45	A	Texas	1 7
				86	H	TCU	12 7	45	A	Texas	6 1
				86	H	TCU	7 6	106	A	Central Ark.	3 1
				46	A	Okl ahoma	7 1	43	H	Seton Hall	3 3
				45	A	Texas	5 10	28	H	Missouri St.	4 2

Non-Div. I Games:

Oklahoma St.

Average RPI Win:		146	WON-LOST RECORD		WINNING PCT. RANK		LAST 10 GAMES		STRENGTH OF SCHEDULE		OPP. STRENGTH OF SCHEDULE		TEAM RPI		ADJ RPI		CONF. RPI		ADJ CONF. RPI																
DIV. I ONLY			18-9-0		.66667		46		6-4-0		115		73		50		.55714		50		6		6												
DIV. I NON-CONF.			11-5-0		.6875		50		3-1-0		114		107		45		.55976		45		9		9												
TOTALS		RPI 1-25		RPI 26-50		W-L RECORDS		RPI 51-100		RPI 101-150		RPI 150+																							
18-9-0		2-2-0		0-0-0		OVERALL		2-1-0		5-5-0		9-1-0																							
10-5-0		0-1-0		0-0-0		HOME		1-1-0		4-3-0		5-0-0																							
8-4-0		2-1-0		0-0-0		AWAY		1-0-0		1-2-0		4-1-0																							
0-0-0		0-0-0		0-0-0		NEUTRAL		0-0-0		0-0-0		0-0-0																							
11-5-0		0-1-0		0-0-0		NON-CONFERENCE		2-1-0		2-2-0		7-1-0																							
7-2-0		0-1-0		0-0-0		HOME		1-1-0		1-0-0		5-0-0																							
4-3-0		0-0-0		0-0-		AWAY		1-0-0		1-2-0		2-1-0																							
0-0-0		0-0-0		0-0-0		NEUTRAL		0-0-0		0-0-0		0-0-0																							
7-4-0		2-1-0		0-0-0		CONFERENCE		0-0-0		3-3-0		2-0-0																							
3-3-0		0-0-0		0-0-0		HOME		0-0-0		3-3-0		0-0-0																							
4-1-0		2-1-0		0-0-0		AWAY		0-0-0		0-0-0		2-0-0																							
0-0-0		0-0-0		0-0-0		NEUTRAL		0-0-0		0-0-0		0-0-0																							
RPI	S	Opponent		Score		RPI	S	Opponent		Score		RPI	S	Opponent		Score																			
11	H	Arkansas		2	5							66	A	San Di ego		9	3																		
21	A	UNLV		17	8							66	H	San Di ego		2	3																		
21	A	UNLV		22	7							82	H	Mi chi gan		4	3																		
21	A	UNLV		3	4									101 A UC Irvine		4	9																		
														102 A Arizona		4	13																		
														102 H Arizona		3	2																		
														107 H Air Force		3	2																		
														107 H Air Force		3	7																		
														107 H Air Force		3	2																		
														116 H New Mexi co		5	9																		
														116 H New Mexi co		3	2																		
														116 H New Mexi co		4	5																		
														120 A Long Beach St.		5	2																		
														188 A Cal Poly		3	2																		
														188 A Cal Poly		4	5																		
														188 A Cal Poly		9	7																		
														204 A San Jose St.		11	1																		
														204 A San Jose St.		7	2																		
														208 H CSU Bakersfi el d		5	4																		
														221 H UC Santa Barbara		7	5																		
														221 H UC Santa Barbara		9	1																		
														221 H UC Santa Barbara		8	4																		
														233 H Grand Canyon		5	4																		
LAST 10 GAMES																																			
116 H New Mexi co						3						2						21 A UNLV						17						8					
116 H New Mexi co						5						9						21 A UNLV						3						4					
116 H New Mexi co						4						5						208 H CSU Bakersfi el d						5						4					
120 A Long Beach St.						5						2						188 A Cal Poly						3						2					
21 A UNLV						22						7						188 A Cal Poly						4						5					

Non-Div. I Games:

San Diego St.

Average RPI Win: 140		WON-LOST RECORD		WINNING PCT. RANK		LAST 10 GAMES		STRENGTH OF SCHEDULE		OPP. STRENGTH OF SCHEDULE		TEAM RPI		ADJ RPI		CONF. RPI		ADJ CONF. RPI					
DIV. I ONLY		18-10-0		.64286		53		6-4-0		100		72		51		.55665		51		9		9	
DIV. I NON-CONF.		16-9-0		.64		74		4-3-0		91		89		60		.55039		60		8		8	
TOTALS		RPI 1-25		RPI 26-50		W-L RECORDS		RPI 51-100		RPI 101-150		RPI 150+											
18-10-0		1-2-0		0-1-0		OVERALL		7-7-0		3-0-0		7-0-0											
8-5-0		1-2-0		0-0-0		HOME		2-3-0		1-0-0		4-0-0											
6-5-0		0-0-0		0-1-0		AWAY		4-4-0		2-0-0		0-0-0											
4-0-0		0-0-0		0-0-0		NEUTRAL		1-0-0		0-0-0		3-0-0											
16-9-0		1-2-0		0-1-0		NON-CONFERENCE		5-6-0		3-0-0		7-0-0											
8-5-0		1-2-0		0-0-0		HOME		2-3-0		1-0-0		4-0-0											
4-4-0		0-0-0		0-0-		AWAY		2-3-0		2-0-0		0-0-0											
4-0-0		0-0-0		0-0-0		NEUTRAL		1-0-0		0-0-0		3-0-0											
2-1-0		0-0-0		0-0-0		CONFERENCE		2-1-0		0-0-0		0-0-0											
0-0-0		0-0-0		0-0-0		HOME		0-0-0		0-0-0		0-0-0											
2-1-0		0-0-0		0-0-0		AWAY		2-1-0		0-0-0		0-0-0											
0-0-0		0-0-0		0-0-0		NEUTRAL		0-0-0		0-0-0		0-0-0											
RPI	S	Opponent		Score		RPI	S	Opponent		Score		RPI	S	Opponent		Score							
14	H	Creighton		3	7	35	A	Georgi a Tech		2	3	54	H	UCLA		1	6						
14	H	Creighton		15	1							68	H	St. John' s (NY)		5	11						
14	H	Creighton		3	7							68	H	St. John' s (NY)		9	8						
												68	H	St. John' s (NY)		6	3						
												70	A	Georgi a St.		6	9						
												73	H	Washington		4	6						
												74	A	Nebraska		5	1						
												74	A	Nebraska		2	0						
												74	A	Nebraska		2	8						
												86	A	TCU		8	0						
												86	A	TCU		6	3						
												86	A	TCU		4	5						
												91	A	UT Arling ton		5	13						
												93	N	Boston College		14	1						
LAST 10 GAMES																							
												74	A	Nebraska		5	1						
												86	A	TCU		8	0						
												86	A	TCU		4	5						
												86	A	TCU		6	3						
												91	A	UT Arling ton		5	13						

Non-Div. I Games:

Minnesota

# Alabama

Alabama

Alabama

Average RPI Win: 149		WON-LOST RECORD		WINNING PCT. RANK		LAST 10 GAMES		STRENGTH OF SCHEDULE		OPP. STRENGTH OF SCHEDULE		TEAM RPI		ADJ RPI		CONF. RPI		ADJ CONF. RPI	
DIV. I ONLY		17-12-0		.58621 95		4-6-0		29		94		53		.55492 53		1		1	
DIV. I NON-CONF.		13-7-0		.65 64		1-1-0		115		179		104		.52445 104		1		1	
TOTALS		RPI 1-25		RPI 26-50		W-L RECORDS		RPI 51-100		RPI 101-150		RPI 150+							
17-12-0		1-2-0		0-0-0		OVERALL		6-8-0		1-1-0		9-1-0							
12-7-0		0-0-0		0-0-0		HOME		6-5-0		1-1-0		5-1-0							
5-5-0		1-2-0		0-0-0		AWAY		0-3-0		0-0-0		4-0-0							
0-0-0		0-0-0		0-0-0		NEUTRAL		0-0-0		0-0-0		0-0-0							
13-7-0		0-0-0		0-0-0		NON-CONFERENCE		3-5-0		1-1-0		9-1-0							
9-7-0		0-0-0		0-0-0		HOME		3-5-0		1-1-0		5-1-0							
4-0-0		0-0-0		0-0-		AWAY		0-0-0		0-0-0		4-0-0							
0-0-0		0-0-0		0-0-0		NEUTRAL		0-0-0		0-0-0		0-0-0							
4-5-0		1-2-0		0-0-0		CONFERENCE		3-3-0		0-0-0		0-0-0							
3-0-0		0-0-0		0-0-0		HOME		3-0-0		0-0-0		0-0-0							
1-5-0		1-2-0		0-0-0		AWAY		0-3-0		0-0-0		0-0-0							
0-0-0		0-0-0		0-0-0		NEUTRAL		0-0-0		0-0-0		0-0-0							
RPI	S	Opponent	Score		RPI	S	Opponent	Score		RPI	S	Opponent	Score		RPI	S	Opponent	Score	
5	A	Ole Miss	8	6						52	H	Alabama	2	1	138	H	James Madison	10	1
5	A	Ole Miss	0	5						52	H	Alabama	3	0	138	H	James Madison	2	21
5	A	Ole Miss	1	7						52	H	Alabama	5	4	168	H	Middle Tenn.	5	4
										65	A	South Carolina	2	6	168	H	Middle Tenn.	5	7
										65	A	South Carolina	1	6	178	H	Lipscomb	8	5
										65	A	South Carolina	3	6	198	A	Cincinnati	3	2
										84	H	ETSU	9	10	198	A	Cincinnati	7	5
										84	H	ETSU	6	9	198	A	Cincinnati	2	1
										85	H	Maryland	13	6	216	H	Memphis	2	1
										85	H	Maryland	4	10	259	A	Western Caro.	17	3
										85	H	Maryland	0	4	259	H	Western Caro.	5	0
										96	H	UNCG	11	4	278	H	Ark. - Pine Bluff	9	1
										96	H	UNCG	3	2					
										96	H	UNCG	2	3					
LAST 10 GAMES																			
										52	H	Alabama	3	0					
										52	H	Alabama	5	4					
										84	H	ETSU	6	9					
										5	A	Ole Miss	0	5					
										5	A	Ole Miss	1	7					

Non-Div. I Games:

Tennessee

Average RPI Win: 131		WON-LOST	WINNING	LAST 10	STRENGTH OF		OPP. STRENGTH	TEAM	ADJ		CONF.	ADJ CONF.			
Average RPI Loss: 65		RECORD	PCT. RANK	GAMES	SCHEDULE		OF SCHEDULE	RPI	RPI		RPI	RPI			
DIV. I ONLY		16-7-0	.69565	35	6-3-0		151	4	54		.55282	54			
DIV. I NON-CONF.		10-3-0	.76923	28	0-0-0		148	5	33		.56938	33			
TOTALS		RPI 1-25	RPI 26-50		W-L RECORDS		RPI 51-100		RPI 101-150		RPI 150+				
16-7-0		0-0-0	2-3-0		OVERALL		4-3-0		3-1-0		7-0-0				
12-3-0		0-0-0	2-2-0		HOME		2-1-0		2-0-0		6-0-0				
3-2-0		0-0-0	0-0-0		AWAY		2-2-0		1-0-0		0-0-0				
1-2-0		0-0-0	0-1-0		NEUTRAL		0-0-0		0-1-0		1-0-0				
10-3-0		0-0-0	2-3-0		NON-CONFERENCE		1-0-0		3-0-0		4-0-0				
7-2-0		0-0-0	2-2-0		HOME		0-0-0		2-0-0		3-0-0				
2-0-0		0-0-0	0-0-		AWAY		1-0-0		1-0-0		0-0-0				
1-1-0		0-0-0	0-1-0		NEUTRAL		0-0-0		0-0-0		1-0-0				
6-4-0		0-0-0	0-0-0		CONFERENCE		3-3-0		0-1-0		3-0-0				
5-1-0		0-0-0	0-0-0		HOME		2-1-0		0-0-0		3-0-0				
1-2-0		0-0-0	0-0-0		AWAY		1-2-0		0-0-0		0-0-0				
0-1-0		0-0-0	0-0-0		NEUTRAL		0-0-0		0-1-0		0-0-0				
RPI	S	Opponent	Score	RPI	S	Opponent	Score	RPI	S	Opponent	Score	RPI	S	Opponent	Score
				29	H	Vanderbil t	3 6	51	A	Mi nnesota	6 1	104	H	Loyol a Marymount	12 1
				47	H	Bayl or	6 8	61	A	Cal i forn i a	4 2	111	N	Southern Cal i forn i a	2 3
				47	H	Bayl or	5 2	61	A	Cal i forn i a	2 5	119	A	Cal St. Fullerton	12 2
				47	H	Bayl or	3 0	61	A	Cal i forn i a	3 8	135	H	Pepperdi ne	2 1
				48	N	Ill i no i s	3 5	99	H	Ari zona St.	12 1	166	H	Washi ngton St.	8 5
								99	H	Ari zona St.	5 4	166	H	Washi ngton St.	5 4
								99	H	Ari zona St.	0 4	166	H	Washi ngton St.	6 5
												196	H	Portl and	13 0
												196	H	Portl and	7 2
												196	H	Portl and	15 3
												242	N	Mi chi gan St.	4 1
LAST 10 GAMES															
				61	A	Cal i forn i a	3 8	99	H	Ari zona St.	5 4				
				61	A	Cal i forn i a	4 2	166	H	Washi ngton St.	5 4				
				61	A	Cal i forn i a	2 5	166	H	Washi ngton St.	8 5				
				99	H	Ari zona St.	0 4	166	H	Washi ngton St.	6 5				
				99	H	Ari zona St.	12 1	111	N	Southern Cal i forn i a	2 3				

Non-Div. I Games:

UCLA

Average RPI Win:		128	WON-LOST RECORD		WINNING PCT. RANK		LAST 10 GAMES		STRENGTH OF SCHEDULE		OPP. STRENGTH OF SCHEDULE		TEAM RPI		ADJ RPI		CONF. RPI		ADJ CONF. RPI	
DIV. I ONLY			20-9-0		.68966 38		7-3-0		84		42		55		.55223 55		5		5	
DIV. I NON-CONF.			16-7-0		.69565 48		3-1-0		84		48		52		.55571 52		6		6	
TOTALS		RPI 1-25		RPI 26-50		W-L RECORDS		RPI 51-100		RPI 101-150		RPI 150+								
20-9-0		3-4-0		1-1-0		OVERALL		3-2-0		6-1-0		7-1-0								
18-7-0		3-3-0		1-1-0		HOME		3-1-0		5-1-0		6-1-0								
2-2-0		0-1-0		0-0-0		AWAY		0-1-0		1-0-0		1-0-0								
0-0-0		0-0-0		0-0-0		NEUTRAL		0-0-0		0-0-0		0-0-0								
16-7-0		1-3-0		1-1-0		NON-CONFERENCE		3-2-0		4-0-0		7-1-0								
14-5-0		1-2-0		1-1-0		HOME		3-1-0		3-0-0		6-1-0								
2-2-0		0-1-0		0-0-		AWAY		0-1-0		1-0-0		1-0-0								
0-0-0		0-0-0		0-0-0		NEUTRAL		0-0-0		0-0-0		0-0-0								
4-2-0		2-1-0		0-0-0		CONFERENCE		0-0-0		2-1-0		0-0-0								
4-2-0		2-1-0		0-0-0		HOME		0-0-0		2-1-0		0-0-0								
0-0-0		0-0-0		0-0-0		AWAY		0-0-0		0-0-0		0-0-0								
0-0-0		0-0-0		0-0-0		NEUTRAL		0-0-0		0-0-0		0-0-0								
RPI	S	Opponent		Score		RPI	S	Opponent		Score		RPI	S	Opponent		Score				
7	A	Florida St.		2	5	31	H	Stetson		3	5	56	A	Jacksonville		2	4			
12	H	North Carolina		5	12	36	H	FGCU		10	3	56	H	Jacksonville		6	1			
12	H	North Carolina		8	9							83	H	Fordham		3	2			
12	H	North Carolina		4	3							83	H	Fordham		0	2			
22	H	UConn		3	2							83	H	Fordham		13	4			
22	H	UConn		4	6															
22	H	UConn		8	4															
						LAST 10 GAMES														
						144 H Tulane						22 H UConn								
						144 H Tulane						22 H UConn								
						144 H Tulane						151 A North Florida								
						31 H Stetson						124 H Army West Point								
						22 H UConn						124 H Army West Point								

**Non-Div. I Games:**

South Fla.

Average RPI Win:		115	WON-LOST		WINNING		LAST 10		STRENGTH OF		OPP. STRENGTH		TEAM	ADJ		CONF.	ADJ CONF.	
Average RPI Loss:		74	RECORD		PCT. RANK		GAMES		SCHEDULE		OF SCHEDULE		RPI	RPI		RPI	RPI	
DIV. I ONLY			18-10-0		.64286		53		8-2-0		119		14		56		.55168	
DIV. I NON-CONF.			16-8-0		.66667		59		6-1-0		97		10		40		.56356	
TOTALS		RPI 1-25		RPI 26-50		W-L RECORDS		RPI 51-100		RPI 101-150		RPI 150+						
18-10-0		2-3-0		0-0-0		OVERALL		4-4-0		7-1-0		5-2-0						
13-5-0		2-2-0		0-0-0		HOME		3-1-0		3-1-0		5-1-0						
5-5-0		0-1-0		0-0-0		AWAY		1-3-0		4-0-0		0-1-0						
0-0-0		0-0-0		0-0-0		NEUTRAL		0-0-0		0-0-0		0-0-0						
16-8-0		2-3-0		0-0-0		NON-CONFERENCE		4-4-0		7-1-0		3-0-0						
11-4-0		2-2-0		0-0-0		HOME		3-1-0		3-1-0		3-0-0						
5-4-0		0-1-0		0-0-		AWAY		1-3-0		4-0-0		0-0-0						
0-0-0		0-0-0		0-0-0		NEUTRAL		0-0-0		0-0-0		0-0-0						
2-2-0		0-0-0		0-0-0		CONFERENCE		0-0-0		0-0-0		2-2-0						
2-1-0		0-0-0		0-0-0		HOME		0-0-0		0-0-0		2-1-0						
0-1-0		0-0-0		0-0-0		AWAY		0-0-0		0-0-0		0-1-0						
0-0-0		0-0-0		0-0-0		NEUTRAL		0-0-0		0-0-0		0-0-0						
RPI	S	Opponent		Score		RPI	S	Opponent		Score		RPI	S	Opponent		Score		
3	A	Florida		3	10							112	A	Jacksonville St.		6	4	
7	H	Florida St.		0	4							112	A	Jacksonville St.		4	1	
24	H	West Virginia		7	4							112	A	Jacksonville St.		17	6	
24	H	West Virginia		4	5							115	H	Rhode Island		6	0	
24	H	West Virginia		2	1							115	H	Rhode Island		3	1	
												115	H	Rhode Island		2	1	
												121	A	Bethune-Cookman		13	8	
												142	H	Richmond		3	4	
												151	A	North Florida		5	12	
												151	H	North Florida		7	2	
												151	H	North Florida		5	2	
												151	H	North Florida		2	8	
												219	H	Fairfield		7	3	
												219	H	Fairfield		5	1	
												219	H	Fairfield		11	4	
LAST 10 GAMES																		
151	H	North Florida		5	2	112	A	Jacksonville St.		6	4							
151	H	North Florida		7	2	3	A	Florida		3	10							
151	H	North Florida		2	8	219	H	Fairfield		11	4							
112	A	Jacksonville St.		4	1	219	H	Fairfield		5	1							
112	A	Jacksonville St.		17	6	219	H	Fairfield		7	3							

Non-Div. I Games:

Jacksonville



Average RPI Win:		152	WON-LOST		WINNING		LAST 10		STRENGTH OF		OPP. STRENGTH		TEAM	ADJ		CONF.	ADJ CONF.	
Average RPI Loss:		108	RECORD		PCT. RANK		GAMES		SCHEDULE		OF SCHEDULE		RPI	RPI		RPI	RPI	
DIV. I ONLY			19-8-0		.7037		31	8-2-0	141		96		57	.55134		57	9	9
DIV. I NON-CONF.			17-7-0		.70833		45	6-1-0	151		132		56	.55293		56	8	8
TOTALS		RPI 1-25		RPI 26-50			W-L RECORDS			RPI 51-100			RPI 101-150			RPI 150+		
19-8-0		1-3-0		1-0-0			OVERALL			4-1-0			5-2-0			8-2-0		
8-2-0		0-0-0		0-0-0			HOME			2-1-0			4-0-0			2-1-0		
3-1-0		1-1-0		0-0-0			AWAY			2-0-0			0-0-0			0-0-0		
8-5-0		0-2-0		1-0-0			NEUTRAL			0-0-0			1-2-0			6-1-0		
17-7-0		1-3-0		1-0-0			NON-CONFERENCE			2-0-0			5-2-0			8-2-0		
6-1-0		0-0-0		0-0-0			HOME			0-0-0			4-0-0			2-1-0		
3-1-0		1-1-0		0-0-			AWAY			2-0-0			0-0-0			0-0-0		
8-5-0		0-2-0		1-0-0			NEUTRAL			0-0-0			1-2-0			6-1-0		
2-1-0		0-0-0		0-0-0			CONFERENCE			2-1-0			0-0-0			0-0-0		
2-1-0		0-0-0		0-0-0			HOME			2-1-0			0-0-0			0-0-0		
0-0-0		0-0-0		0-0-0			AWAY			0-0-0			0-0-0			0-0-0		
0-0-0		0-0-0		0-0-0			NEUTRAL			0-0-0			0-0-0			0-0-0		
RPI	S	Opponent		Score		RPI	S	Opponent		Score		RPI	S	Opponent		Score		
19	A	Coastal Caro.		8	10	39	N	Southern Miss.		9	6	74	H	Nebraska		3	7	
19	A	Coastal Caro.		7	5							74	H	Nebraska		7	4	
23	N	Oregon St.		8	10							74	H	Nebraska		15	14	
23	N	Oregon St.		1	6							89	A	UNCW		8	1	
												89	A	UNCW		8	3	
												134	H	Toledo		19	4	
												146	H	CSUN		7	3	
												146	H	CSUN		11	6	
												146	H	CSUN		2	1	
												149	N	Canisius		6	4	
												149	N	Canisius		4	5	
												150	N	Eastern Mich.		1	6	
												160	N	High Point		8	6	
												160	N	High Point		4	8	
												201	N	Utah		7	2	
												201	N	Utah		20	13	
												215	N	Milwaukee		13	3	
												215	N	Milwaukee		11	7	
												254	N	Nicholls St.		6	3	
												266	H	Georgetown		13	5	
												266	H	Georgetown		1	5	
												266	H	Georgetown		5	4	
						LAST 10 GAMES												
						74	H	Nebraska		15	14	266	H	Georgetown		1	5	
						74	H	Nebraska		7	4	266	H	Georgetown		13	5	
						74	H	Nebraska		3	7	146	H	CSUN		11	6	
						134	H	Toledo		19	4	146	H	CSUN		7	3	
						266	H	Georgetown		5	4	146	H	CSUN		2	1	

Non-Div. I Games:

Ohio St.

[illegible]

**Non-Div. I Games:**

Louisi ana Tech

Average RPI Win:	213	WON-LOST RECORD	WINNING PCT. RANK	LAST 10 GAMES	STRENGTH OF SCHEDULE	OPP. STRENGTH OF SCHEDULE	TEAM RPI	ADJ RPI	CONF. RPI	ADJ CONF. RPI			
Average RPI Loss:	98												
DIV. I ONLY		15-10-0	.6 81	8-2-0	122	255	59	.55055 59	28	28			
DIV. I NON-CONF.		10-9-0	.52632 134	3-1-0	51	262	39	.56363 39	29	29			
<hr/>													
TOTALS	RPI 1-25	RPI 26-50		W-L RECORDS		RPI 51-100		RPI 101-150		RPI 150+			
15-10-0	0-0-0	0-1-0		OVERALL		1-4-0		2-3-0		12-2-0			
2-1-0	0-0-0	0-0-0		HOME		0-0-0		2-1-0		0-0-0			
13-8-0	0-0-0	0-1-0		AWAY		1-4-0		0-1-0		12-2-0			
0-1-0	0-0-0	0-0-0		NEUTRAL		0-0-0		0-1-0		0-0-0			
10-9-0	0-0-0	0-1-0		NON-CONFERENCE		1-4-0		0-2-0		9-2-0			
0-0-0	0-0-0	0-0-0		HOME		0-0-0		0-0-0		0-0-0			
10-8-0	0-0-0	0-0-		AWAY		1-4-0		0-1-0		9-2-0			
0-1-0	0-0-0	0-0-0		NEUTRAL		0-0-0		0-1-0		0-0-0			
5-1-0	0-0-0	0-0-0		CONFERENCE		0-0-0		2-1-0		3-0-0			
2-1-0	0-0-0	0-0-0		HOME		0-0-0		2-1-0		0-0-0			
3-0-0	0-0-0	0-0-0		AWAY		0-0-0		0-0-0		3-0-0			
0-0-0	0-0-0	0-0-0		NEUTRAL		0-0-0		0-0-0		0-0-0			
RPI	S	Opponent	Score	RPI	S	Opponent	Score	RPI	S	Opponent	Score		
				31	A	Stetson	0 10	67	A	UCF	3 6		
								67	A	UCF	8 10		
								67	A	UCF	0 12		
								68	A	St. John's (NY)	1 3		
								83	A	Fordham	10 7		
										103	N	Virginia Tech	7 18
										113	A	Rutgers	4 11
										123	H	Bryant	1 3
										123	H	Bryant	3 2
										123	H	Bryant	8 6
										167	A	Stony Brook	7 3
										167	A	Stony Brook	7 2
										167	A	Stony Brook	14 6
										169	A	N. C. Central	4 10
										169	A	N. C. Central	7 6
										169	A	N. C. Central	3 12
										218	A	Saint Joseph's	11 1
										273	A	La Salle	15 3
										283	A	Sacred Heart	14 7
										283	A	Sacred Heart	14 3
										283	A	Sacred Heart	9 4
										284	A	Villanova	8 4
										285	A	Coppin St.	9 0
										285	A	Coppin St.	3 2
				LAST 10 GAMES									
				283	A	Sacred Heart	14 7	123	H	Bryant	3 2		
				283	A	Sacred Heart	9 4	123	H	Bryant	8 6		
				283	A	Sacred Heart	14 3	284	A	Villanova	8 4		
				68	A	St. John's (NY)	1 3	273	A	La Salle	15 3		
				123	H	Bryant	1 3	218	A	Saint Joseph's	11 1		

Non-Div. I Games:

Wagner

Average RPI Win:		142	WON-LOST RECORD		WINNING PCT. RANK	LAST 10 GAMES		STRENGTH OF SCHEDULE		OPP. STRENGTH OF SCHEDULE	TEAM RPI	ADJ RPI		CONF. RPI	ADJ CONF. RPI		
DIV. I ONLY			16-11-0		.59259	90	7-3-0		90	40	60	.55017 60		7	7		
DIV. I NON-CONF.			8-8-0		.5	141	1-1-0		17	30	51	.5566 51		5	5		
TOTALS		RPI 1-25		RPI 26-50		W-L RECORDS		RPI 51-100		RPI 101-150		RPI 150+					
16-11-0		0-6-0		2-0-0		OVERALL		2-2-0		6-3-0		6-0-0					
10-3-0		0-1-0		1-0-0		HOME		0-0-0		3-2-0		6-0-0					
3-7-0		0-4-0		0-0-0		AWAY		1-2-0		2-1-0		0-0-0					
3-1-0		0-1-0		1-0-0		NEUTRAL		1-0-0		1-0-0		0-0-0					
8-8-0		0-6-0		2-0-0		NON-CONFERENCE		1-1-0		2-1-0		3-0-0					
5-2-0		0-1-0		1-0-0		HOME		0-0-0		1-1-0		3-0-0					
0-5-0		0-4-0		0-0-		AWAY		0-1-0		0-0-0		0-0-0					
3-1-0		0-1-0		1-0-0		NEUTRAL		1-0-0		1-0-0		0-0-0					
8-3-0		0-0-0		0-0-0		CONFERENCE		1-1-0		4-2-0		3-0-0					
5-1-0		0-0-0		0-0-0		HOME		0-0-0		2-1-0		3-0-0					
3-2-0		0-0-0		0-0-0		AWAY		1-1-0		2-1-0		0-0-0					
0-0-0		0-0-0		0-0-0		NEUTRAL		0-0-0		0-0-0		0-0-0					
RPI	S	Opponent		Score		RPI	S	Opponent		Score		RPI	S	Opponent		Score	
1	A	Texas Tech		1	8	39	H	Southern Miss.		10	9	69	N	Kansas St.		12	5
1	A	Texas Tech		2	5	46	N	Oklahoma		6	5	70	A	Georgia St.		12	4
1	A	Texas Tech		7	9							70	A	Georgia St.		2	7
1	A	Texas Tech		2	14							81	A	LSU		4	9
9	H	Auburn		6	7												
18	N	Indiana		4	8												

Non-Div. I Games:

South Ala.

Average RPI Win:		150	WON-LOST RECORD		WINNING PCT. RANK		LAST 10 GAMES		STRENGTH OF SCHEDULE		OPP. STRENGTH OF SCHEDULE		TEAM RPI		ADJ RPI		CONF. RPI		ADJ CONF. RPI					
DIV. I ONLY			16-10-0		.61538		69		4-6-0		60		91		61		.55001		61		4		4	
DIV. I NON-CONF.			13-4-0		.76471		29		1-0-0		195		113		55		.55299		55		4		4	
TOTALS		RPI 1-25		RPI 26-50		W-L RECORDS		RPI 51-100		RPI 101-150		RPI 150+												
16-10-0		0-4-0		2-2-0		OVERALL		5-3-0		0-0-0		9-1-0												
12-4-0		0-3-0		0-0-0		HOME		3-1-0		0-0-0		9-0-0												
3-3-0		0-0-0		1-2-0		AWAY		2-1-0		0-0-0		0-0-0												
1-3-0		0-1-0		1-0-0		NEUTRAL		0-1-0		0-0-0		0-1-0												
13-4-0		0-1-0		1-0-0		NON-CONFERENCE		3-2-0		0-0-0		9-1-0												
10-0-0		0-0-0		0-0-0		HOME		1-0-0		0-0-0		9-0-0												
2-1-0		0-0-0		0-0-		AWAY		2-1-0		0-0-0		0-0-0												
1-3-0		0-1-0		1-0-0		NEUTRAL		0-1-0		0-0-0		0-1-0												
3-6-0		0-3-0		1-2-0		CONFERENCE		2-1-0		0-0-0		0-0-0												
2-4-0		0-3-0		0-0-0		HOME		2-1-0		0-0-0		0-0-0												
1-2-0		0-0-0		1-2-0		AWAY		0-0-0		0-0-0		0-0-0												
0-0-0		0-0-0		0-0-0		NEUTRAL		0-0-0		0-0-0		0-0-0												
RPI	S	Opponent		Score		RPI	S	Opponent		Score		RPI	S	Opponent		Score								
15	N	Texas A&M		5	9	26	A	Oregon		5	8	54	H	UCLA		8	3							
23	H	Oregon St.		4	10	26	A	Oregon		5	3	54	H	UCLA		2	4							
23	H	Oregon St.		4	6	26	A	Oregon		2	7	54	H	UCLA		5	2							
23	H	Oregon St.		3	4	47	N	Baylor		8	2	58	N	Louisiana Tech		6	10							
												66	A	San Di ego		6	1							
												66	A	San Di ego		8	11							
												72	H	Xavi er		13	3							
												77	A	San Franci sco		5	4							

**Non-Div. I Games:**

Cal i forni a

DBU

Average RPI Win:		143	WON-LOST RECORD		WINNING PCT. RANK		LAST 10 GAMES		STRENGTH OF SCHEDULE		OPP. STRENGTH OF SCHEDULE		TEAM RPI		ADJ RPI		CONF. RPI		ADJ CONF. RPI		
DIV. I ONLY			16-9-0		.64	57	6-3-0		92		61		62		.54983		62	8		8	
DIV. I NON-CONF.			16-9-0		.64	74	6-3-0		90		59		62		.54983		62	7		7	
TOTALS		RPI 1-25		RPI 26-50		W-L RECORDS		RPI 51-100		RPI 101-150		RPI 150+									
16-9-0		0-3-0		4-3-0		OVERALL		2-0-0		4-2-0		6-1-0									
13-4-0		0-0-0		1-1-0		HOME		2-0-0		4-2-0		6-1-0									
3-5-0		0-3-0		3-2-0		AWAY		0-0-0		0-0-0		0-0-0									
0-0-0		0-0-0		0-0-0		NEUTRAL		0-0-0		0-0-0		0-0-0									
16-9-0		0-3-0		4-3-0		NON-CONFERENCE		2-0-0		4-2-0		6-1-0									
13-4-0		0-0-0		1-1-0		HOME		2-0-0		4-2-0		6-1-0									
3-5-0		0-3-0		3-0-		AWAY		0-0-0		0-0-0		0-0-0									
0-0-0		0-0-0		0-0-0		NEUTRAL		0-0-0		0-0-0		0-0-0									
0-0-0		0-0-0		0-0-0		CONFERENCE		0-0-0		0-0-0		0-0-0									
0-0-0		0-0-0		0-0-0		HOME		0-0-0		0-0-0		0-0-0									
0-0-0		0-0-0		0-0-0		AWAY		0-0-0		0-0-0		0-0-0									
0-0-0		0-0-0		0-0-0		NEUTRAL		0-0-0		0-0-0		0-0-0									
RPI	S	Opponent		Score		RPI	S	Opponent		Score		RPI	S	Opponent		Score					
4	A	Clemson		1	12	44	A	Sam Houston St.		5	6	72	H	Xavier		14	2				
4	A	Clemson		1	9	44	A	Sam Houston St.		21	3	72	H	Xavier		12	5				
4	A	Clemson		2	3	44	A	Sam Houston St.		9	7										
						46	A	Oklahoma		3	15										
						46	H	Oklahoma		5	2										
						47	H	Baylor		2	5										
						49	A	Oklahoma St.		6	4										
LAST 10 GAMES																					
						72	H	Xavier		14	2	44	A	Sam Houston St.		9	7				
						72	H	Xavier		12	5	47	H	Baylor		2	5				
						272	H	Southern U.		10	3	248	H	Brown		5	9				
						44	A	Sam Houston St.		21	3	248	H	Brown		14	4				
						44	A	Sam Houston St.		5	6	248	H	Brown		17	2				

Non-Div. I Games:

DBU

Average RPI Win:		188	WON-LOST		WINNING		LAST 10		STRENGTH OF		OPP. STRENGTH		TEAM	ADJ		CONF.	ADJ CONF.		
Average RPI Loss:		115	RECORD		PCT. RANK		GAMES		SCHEDULE		OF SCHEDULE		RPI	RPI		RPI	RPI		
DIV. I ONLY			15-9-0		.625		61	6-4-0		171		115		63	.5474		63	21	21
DIV. I NON-CONF.			11-7-0		.61111		87	2-2-0		198		35		47	.55794		47	21	21
TOTALS		RPI 1-25		RPI 26-50		W-L RECORDS		RPI 51-100		RPI 101-150		RPI 150+							
15-9-0		1-2-0		1-2-0		OVERALL		1-1-0		0-0-0		12-4-0							
2-2-0		0-0-0		0-0-0		HOME		0-0-0		0-0-0		2-2-0							
13-7-0		1-2-0		1-2-0		AWAY		1-1-0		0-0-0		10-2-0							
0-0-0		0-0-0		0-0-0		NEUTRAL		0-0-0		0-0-0		0-0-0							
11-7-0		1-2-0		1-2-0		NON-CONFERENCE		1-1-0		0-0-0		8-2-0							
1-0-0		0-0-0		0-0-0		HOME		0-0-0		0-0-0		1-0-0							
10-7-0		1-2-0		1-0-		AWAY		1-1-0		0-0-0		7-2-0							
0-0-0		0-0-0		0-0-0		NEUTRAL		0-0-0		0-0-0		0-0-0							
4-2-0		0-0-0		0-0-0		CONFERENCE		0-0-0		0-0-0		4-2-0							
1-2-0		0-0-0		0-0-0		HOME		0-0-0		0-0-0		1-2-0							
3-0-0		0-0-0		0-0-0		AWAY		0-0-0		0-0-0		3-0-0							
0-0-0		0-0-0		0-0-0		NEUTRAL		0-0-0		0-0-0		0-0-0							
RPI	S	Opponent		Score		RPI	S	Opponent		Score		RPI	S	Opponent		Score			
11	A	Arkansas		2	7	44	A	Sam Houston St.		7	4	98	A	Notre Dame		1	2		
11	A	Arkansas		4	11	44	A	Sam Houston St.		6	12	98	A	Notre Dame		4	1		
11	A	Arkansas		10	4	44	A	Sam Houston St.		1	5			Middle Tenn.		14	5		
													A	Lipscomb		3	1		
													A	Winthrop		2	8		
													A	Winthrop		9	1		
													A	Winthrop		7	5		
													H	Ball St.		2	7		
													H	Ball St.		11	0		
													H	Ball St.		1	5		
													A	Western Mich.		6	2		
													A	Western Mich.		12	6		
													A	Western Mich.		8	3		
													A	Western Caro.		7	4		
													A	Western Caro.		6	4		
													A	Western Caro.		2	9		
													A	Belmont		17	3		
													H	Youngstown St.		7	2		
LAST 10 GAMES						LAST 10 GAMES						LAST 10 GAMES							
						237	A	Western Mich.		12	6	191	H	Ball St.		2	7		
						237	A	Western Mich.		6	2	191	H	Ball St.		11	0		
						237	A	Western Mich.		8	3	191	H	Ball St.		1	5		
						98	A	Notre Dame		1	2	268	H	Youngstown St.		7	2		
						98	A	Notre Dame		4	1	259	A	Western Caro.		2	9		

Non-Div. I Games:

Kent St.

Average RPI Win:		126	WON-LOST RECORD		WINNING PCT. RANK		LAST 10 GAMES		STRENGTH OF SCHEDULE		OPP. STRENGTH OF SCHEDULE		TEAM RPI		ADJ RPI		CONF. RPI		ADJ CONF. RPI	
DIV. I ONLY			10-13-0		.43478 192		2-8-0		27		142		64		.54618 64		8		8	
DIV. I NON-CONF.			9-11-0		.45 174		1-6-0		25		146		38		.56474 38		7		7	
TOTALS		RPI 1-25		RPI 26-50		W-L RECORDS		RPI 51-100		RPI 101-150		RPI 150+								
10-13-0		0-2-0		1-2-0		OVERALL		3-5-0		3-3-0		3-1-0								
1-4-0		0-2-0		0-0-0		HOME		0-0-0		1-2-0		0-0-0								
9-9-0		0-0-0		1-2-0		AWAY		3-5-0		2-1-0		3-1-0								
0-0-0		0-0-0		0-0-0		NEUTRAL		0-0-0		0-0-0		0-0-0								
9-11-0		0-2-0		1-2-0		NON-CONFERENCE		3-5-0		2-1-0		3-1-0								
0-2-0		0-2-0		0-0-0		HOME		0-0-0		0-0-0		0-0-0								
9-9-0		0-0-0		1-0-		AWAY		3-5-0		2-1-0		3-1-0								
0-0-0		0-0-0		0-0-0		NEUTRAL		0-0-0		0-0-0		0-0-0								
1-2-0		0-0-0		0-0-0		CONFERENCE		0-0-0		1-2-0		0-0-0								
1-2-0		0-0-0		0-0-0		HOME		0-0-0		1-2-0		0-0-0								
0-0-0		0-0-0		0-0-0		AWAY		0-0-0		0-0-0		0-0-0								
0-0-0		0-0-0		0-0-0		NEUTRAL		0-0-0		0-0-0		0-0-0								
RPI	S	Opponent		Score		RPI	S	Opponent		Score		RPI	S	Opponent		Score				
14	H	Creighton		5	7	42	A	Tennessee Tech		4	7	73	A	Washington		3	2			
14	H	Creighton		1	5	42	A	Tennessee Tech		16	8	73	A	Washington		2	5			
						42	A	Tennessee Tech		17	30	73	A	Washington		13	6			
												73	A	Washington		5	4			
												79	A	Hawai i		1	6			
												79	A	Hawai i		6	7			
												79	A	Hawai i		3	7			
												79	A	Hawai i		6	7			
														125 H Southern Ill.		4	6			
														125 H Southern Ill.		5	7			
														125 H Southern Ill.		6	5			
														131 A Arkansas St.		18	3			
														131 A Arkansas St.		0	1			
														131 A Arkansas St.		11	4			
														157 A Morehead St.		5	6			
														157 A Morehead St.		13	10			
														157 A Morehead St.		18	7			
														294 A Western Ill.		8	4			
LAST 10 GAMES						LAST 10 GAMES						LAST 10 GAMES								
						125	H	Southern Ill.		6	5	14	H	Creighton		1	5			
						125	H	Southern Ill.		5	7	79	A	Hawai i		6	7			
						125	H	Southern Ill.		4	6	79	A	Hawai i		3	7			
						294	A	Western Ill.		8	4	79	A	Hawai i		6	7			
						14	H	Creighton		5	7	79	A	Hawai i		1	6			

Non-Div. I Games:

Illinois St.



Average RPI Win:		159	WON-LOST RECORD		WINNING PCT. RANK		LAST 10 GAMES		STRENGTH OF SCHEDULE		OPP. STRENGTH OF SCHEDULE		TEAM RPI		ADJ RPI		CONF. RPI		ADJ CONF. RPI					
DIV. I ONLY			17-11-0		.60714		75		5-5-0		33		93		65		.5455		65		1		1	
DIV. I NON-CONF.			13-6-0		.68421		55		1-1-0		153		201		121		.516		121		1		1	
TOTALS		RPI 1-25		RPI 26-50				W-L RECORDS				RPI 51-100				RPI 101-150				RPI 150+				
17-11-0		2-7-0		0-0-0				OVERALL				3-0-0				0-1-0				12-3-0				
17-6-0		2-2-0		0-0-0				HOME				3-0-0				0-1-0				12-3-0				
0-4-0		0-4-0		0-0-0				AWAY				0-0-0				0-0-0				0-0-0				
0-1-0		0-1-0		0-0-0				NEUTRAL				0-0-0				0-0-0				0-0-0				
13-6-0		1-2-0		0-0-0				NON-CONFERENCE				0-0-0				0-1-0				12-3-0				
13-4-0		1-0-0		0-0-0				HOME				0-0-0				0-1-0				12-3-0				
0-1-0		0-1-0		0-0-				AWAY				0-0-0				0-0-0				0-0-0				
0-1-0		0-1-0		0-0-0				NEUTRAL				0-0-0				0-0-0				0-0-0				
4-5-0		1-5-0		0-0-0				CONFERENCE				3-0-0				0-0-0				0-0-0				
4-2-0		1-2-0		0-0-0				HOME				3-0-0				0-0-0				0-0-0				
0-3-0		0-3-0		0-0-0				AWAY				0-0-0				0-0-0				0-0-0				
0-0-0		0-0-0		0-0-0				NEUTRAL				0-0-0				0-0-0				0-0-0				
RPI	S	Opponent		Score		RPI	S	Opponent		Score		RPI	S	Opponent		Score		RPI	S	Opponent		Score		
3	H	Florida		15 7						53	H	Tennessee		6 1		145	H	Furman		4 6				
3	H	Florida		2 3						53	H	Tennessee		6 3		151	H	North Florida		5 2				
3	H	Florida		3 7						53	H	Tennessee		6 2		176	H	VMI		6 7				
4	A	Clemson		7 8												176	H	VMI		7 2				
4	H	Clemson		3 2												176	H	VMI		9 0				
4	N	Clemson		1 5												185	H	Winthrop		15 2				
8	A	Georgia		5 7												187	H	Davidson		5 4				
8	A	Georgia		0 3												189	H	Harvard		12 3				
8	A	Georgia		3 12												229	H	The Citadel		3 4				
																232	H	Princeton		9 2				
						LAST 10 GAMES																		
						53	H	Tennessee		6 3		8	A	Georgia		3 12								
						53	H	Tennessee		6 2		8	A	Georgia		5 7								
						53	H	Tennessee		6 1		229	H	The Citadel		3 4								
						187	H	Davidson		5 4		3	H	Florida		2 3								
						8	A	Georgia		0 3		3	H	Florida		15 7								

Non-Div. I Games:

South Carolina

Average RPI Win:		115	WON-LOST RECORD		WINNING PCT. RANK	LAST 10 GAMES		STRENGTH OF SCHEDULE		OPP. STRENGTH OF SCHEDULE		TEAM RPI	ADJ RPI		CONF. RPI	ADJ CONF. RPI		
DIV. I ONLY			13-15-0		.46429	164	4-6-0		8		160		66	.54322		66	10	10
DIV. I NON-CONF.			9-10-0		.47368	158	0-2-0		5		133		53	.55393		53	10	10
TOTALS		RPI 1-25		RPI 26-50		W-L RECORDS		RPI 51-100		RPI 101-150		RPI 150+						
13-15-0		2-4-0		1-1-0		OVERALL		3-3-0		1-1-0		6-6-0						
8-8-0		2-3-0		0-1-0		HOME		2-1-0		1-0-0		3-3-0						
5-7-0		0-1-0		1-0-0		AWAY		1-2-0		0-1-0		3-3-0						
0-0-0		0-0-0		0-0-0		NEUTRAL		0-0-0		0-0-0		0-0-0						
9-10-0		2-4-0		1-1-0		NON-CONFERENCE		2-1-0		1-1-0		3-3-0						
7-6-0		2-3-0		0-1-0		HOME		2-1-0		1-0-0		2-1-0						
2-4-0		0-1-0		1-0-		AWAY		0-0-0		0-1-0		1-2-0						
0-0-0		0-0-0		0-0-0		NEUTRAL		0-0-0		0-0-0		0-0-0						
4-5-0		0-0-0		0-0-0		CONFERENCE		1-2-0		0-0-0		3-3-0						
1-2-0		0-0-0		0-0-0		HOME		0-0-0		0-0-0		1-2-0						
3-3-0		0-0-0		0-0-0		AWAY		1-2-0		0-0-0		2-1-0						
0-0-0		0-0-0		0-0-0		NEUTRAL		0-0-0		0-0-0		0-0-0						
RPI	S	Opponent		Score		RPI	S	Opponent		Score		RPI	S	Opponent		Score		
2	A	Stanford		0 3		50	A	San Di ego St.		3 2		61	H	Cal i forn i a		1 6		
11	H	Arkansas		7 6		50	H	San Di ego St.		3 9		61	H	Cal i forn i a		11 8		
18	H	I ndi ana		4 8								77	A	San Franci sco		5 0		
18	H	I ndi ana		6 5								77	A	San Franci sco		4 8		
18	H	I ndi ana		4 10								77	A	San Franci sco		2 4		
18	H	I ndi ana		5 6								82	H	Mi chi gan		5 1		

Non-Div. I Games:

San Di ego

UCF

Average RPI Win:		165	WON-LOST RECORD		WINNING PCT. RANK		LAST 10 GAMES		STRENGTH OF SCHEDULE		OPP. STRENGTH OF SCHEDULE		TEAM RPI		ADJ RPI		CONF. RPI		ADJ CONF. RPI	
DIV. I ONLY			20-9-0		.68966 38		5-5-0		153		41		67		.54291 67		5		5	
DIV. I NON-CONF.			17-6-0		.73913 30		2-2-0		187		52		66		.54651 66		6		6	
TOTALS		RPI 1-25		RPI 26-50		W-L RECORDS		RPI 51-100		RPI 101-150		RPI 150+								
20-9-0		3-4-0		0-1-0		OVERALL		4-1-0		2-2-0		11-1-0								
16-5-0		2-2-0		0-0-0		HOME		4-1-0		1-2-0		9-0-0								
4-4-0		1-2-0		0-1-0		AWAY		0-0-0		1-0-0		2-1-0								
0-0-0		0-0-0		0-0-0		NEUTRAL		0-0-0		0-0-0		0-0-0								
17-6-0		2-2-0		0-1-0		NON-CONFERENCE		4-1-0		2-2-0		9-0-0								
15-3-0		1-0-0		0-0-0		HOME		4-1-0		1-2-0		9-0-0								
2-3-0		1-2-0		0-0-		AWAY		0-0-0		1-0-0		0-0-0								
0-0-0		0-0-0		0-0-0		NEUTRAL		0-0-0		0-0-0		0-0-0								
3-3-0		1-2-0		0-0-0		CONFERENCE		0-0-0		0-0-0		2-1-0								
1-2-0		1-2-0		0-0-0		HOME		0-0-0		0-0-0		0-0-0								
2-1-0		0-0-0		0-0-0		AWAY		0-0-0		0-0-0		2-1-0								
0-0-0		0-0-0		0-0-0		NEUTRAL		0-0-0		0-0-0		0-0-0								
RPI	S	Opponent		Score		RPI	S	Opponent		Score		RPI	S	Opponent		Score				
3	A	Florida		4	2	31	A	Stetson		0	1	59	H	Wagner		6	3			
3	H	Florida		9	7							59	H	Wagner		10	8			
7	A	Florida St.		4	6							59	H	Wagner		12	0			
7	A	Florida St.		3	13							71	H	Bradl ey		6	5			
10	H	East Carolina		9	1							78	H	Mi ami (FL)		3	4			
10	H	East Carolina		4	12															
10	H	East Carolina		6	11															

Non-Div. I Games:

UCF

Average RPI Win:		154	WON-LOST RECORD		WINNING PCT. RANK	LAST 10 GAMES		STRENGTH OF SCHEDULE		OPP. STRENGTH OF SCHEDULE	TEAM RPI	ADJ RPI	CONF. RPI	ADJ CONF. RPI			
Average RPI Loss:		92															
DIV. I ONLY			13-9-0		.59091	94		5-5-0		149	76	68	.54269	68	12	12	
DIV. I NON-CONF.			13-9-0		.59091	100		5-5-0		160	67	74	.54269	74	12	12	
TOTALS		RPI 1-25		RPI 26-50		W-L RECORDS		RPI 51-100		RPI 101-150		RPI 150+					
13-9-0		2-2-0		0-0-0		OVERALL		2-5-0		0-0-0		9-2-0					
2-3-0		1-2-0		0-0-0		HOME		1-0-0		0-0-0		0-1-0					
8-6-0		1-0-0		0-0-0		AWAY		1-5-0		0-0-0		6-1-0					
3-0-0		0-0-0		0-0-0		NEUTRAL		0-0-0		0-0-0		3-0-0					
13-9-0		2-2-0		0-0-0		NON-CONFERENCE		2-5-0		0-0-0		9-2-0					
2-3-0		1-2-0		0-0-0		HOME		1-0-0		0-0-0		0-1-0					
8-6-0		1-0-0		0-0-		AWAY		1-5-0		0-0-0		6-1-0					
3-0-0		0-0-0		0-0-0		NEUTRAL		0-0-0		0-0-0		3-0-0					
0-0-0		0-0-0		0-0-0		CONFERENCE		0-0-0		0-0-0		0-0-0					
0-0-0		0-0-0		0-0-0		HOME		0-0-0		0-0-0		0-0-0					
0-0-0		0-0-0		0-0-0		AWAY		0-0-0		0-0-0		0-0-0					
0-0-0		0-0-0		0-0-0		NEUTRAL		0-0-0		0-0-0		0-0-0					
RPI	S	Opponent		Score		RPI	S	Opponent		Score		RPI	S	Opponent		Score	
12	A	North Carolina		5	2							181	A	UC Davis		8	0
22	H	UConn		0	1							181	A	UC Davis		6	10
22	H	UConn		1	3							186	A	Campbel l		3	1
22	H	UConn		14	4							186	A	Campbel l		1	0
												186	A	Campbel l		7	1
												207	A	Binghamton		8	2
												207	A	Binghamton		4	0
												219	H	Fairfi el d		1	2
												226	N	Monmouth		3	0
												228	N	Penn St.		18	4
												255	N	UMBC		12	0
						LAST 10 GAMES											
						51	A	Mi nnesota		3	6	207	A	Bi nghamton		4	0
						51	A	Mi nnesota		8	9	219	H	Fairfi el d		1	2
						51	A	Mi nnesota		11	5	22	H	UConn		1	3
						59	H	Wagner		3	1	22	H	UConn		0	1
						207	A	Bi nghamton		8	2	22	H	UConn		14	4

Non-Div. I Games:

St. John's (NY)

Average RPI Win:		143	WON-LOST		WINNING		LAST 10		STRENGTH OF		OPP. STRENGTH		TEAM		ADJ		CONF.		ADJ CONF.	
Average RPI Loss:		61	RECORD		PCT. RANK		GAMES		SCHEDULE		OF SCHEDULE		RPI		RPI		RPI		RPI	
DIV. I ONLY			15-13-0		.53571		125		5-5-0		35		70		69		.54222		69	
DIV. I NON-CONF.			13-9-0		.59091		100		3-1-0		31		92		57		.5521		57	
TOTALS		RPI 1-25		RPI 26-50		W-L RECORDS		RPI 51-100		RPI 101-150		RPI 150+								
15-13-0		0-3-0		5-4-0		OVERALL		1-5-0		1-0-0		8-1-0								
11-6-0		0-1-0		5-4-0		HOME		1-1-0		0-0-0		5-0-0								
3-5-0		0-1-0		0-0-0		AWAY		0-3-0		0-0-0		3-1-0								
1-2-0		0-1-0		0-0-0		NEUTRAL		0-1-0		1-0-0		0-0-0								
13-9-0		0-3-0		3-3-0		NON-CONFERENCE		1-2-0		1-0-0		8-1-0								
9-5-0		0-1-0		3-3-0		HOME		1-1-0		0-0-0		5-0-0								
3-2-0		0-1-0		0-0-		AWAY		0-0-0		0-0-0		3-1-0								
1-2-0		0-1-0		0-0-0		NEUTRAL		0-1-0		1-0-0		0-0-0								
2-4-0		0-0-0		2-1-0		CONFERENCE		0-3-0		0-0-0		0-0-0								
2-1-0		0-0-0		2-1-0		HOME		0-0-0		0-0-0		0-0-0								
0-3-0		0-0-0		0-0-0		AWAY		0-3-0		0-0-0		0-0-0								
0-0-0		0-0-0		0-0-0		NEUTRAL		0-0-0		0-0-0		0-0-0								
RPI	S	Opponent		Score		RPI	S	Opponent		Score		RPI	S	Opponent		Score				
14	H	Creighton		3	13	30	H	Col. of Charleston		0	6	60	N	South Ala.		5	12			
18	N	Indiana		0	5	30	H	Col. of Charleston		7	3	76	H	Austin Peay		15	10			
19	A	Coastal Caro.		3	4	30	H	Col. of Charleston		0	8	76	H	Austin Peay		2	4			
						32	H	Mercer		13	6	86	A	TCU		2	4			
						32	H	Mercer		4	11	86	A	TCU		2	12			
						32	H	Mercer		12	3	86	A	TCU		0	6			
						45	H	Texas		5	2									
						45	H	Texas		5	9									
						45	H	Texas		11	10									
LAST 10 GAMES																				
						45	H	Texas		5	9	86	A	TCU		2	12			
						45	H	Texas		11	10	86	A	TCU		2	4			
						45	H	Texas		5	2	76	H	Austin Peay		2	4			
						222	H	Omaha		3	0	76	H	Austin Peay		15	10			
						86	A	TCU		0	6	30	H	Col. of Charleston		7	3			

Non-Div. I Games:

Kansas St.

Average RPI Win:		111	WON-LOST RECORD		WINNING PCT. RANK		LAST 10 GAMES		STRENGTH OF SCHEDULE		OPP. STRENGTH OF SCHEDULE		TEAM RPI		ADJ RPI		CONF. RPI		ADJ CONF. RPI		
DIV. I ONLY			12-14-0		.46154 168		2-8-0		13		34		70		.54204 70		7		7		
DIV. I NON-CONF.			10-8-0		.55556 116		0-2-0		13		41		46		.55832 46		5		5		
TOTALS		RPI 1-25		RPI 26-50		W-L RECORDS		RPI 51-100		RPI 101-150		RPI 150+									
12-14-0		0-5-0		1-3-0		OVERALL		5-5-0		3-1-0		3-0-0									
8-8-0		0-4-0		0-1-0		HOME		5-2-0		0-1-0		3-0-0									
4-6-0		0-1-0		1-2-0		AWAY		0-3-0		3-0-0		0-0-0									
0-0-0		0-0-0		0-0-0		NEUTRAL		0-0-0		0-0-0		0-0-0									
10-8-0		0-5-0		0-1-0		NON-CONFERENCE		4-1-0		3-1-0		3-0-0									
7-7-0		0-4-0		0-1-0		HOME		4-1-0		0-1-0		3-0-0									
3-1-0		0-1-0		0-0-		AWAY		0-0-0		3-0-0		0-0-0									
0-0-0		0-0-0		0-0-0		NEUTRAL		0-0-0		0-0-0		0-0-0									
2-6-0		0-0-0		1-2-0		CONFERENCE		1-4-0		0-0-0		0-0-0									
1-1-0		0-0-0		0-0-0		HOME		1-1-0		0-0-0		0-0-0									
1-5-0		0-0-0		1-2-0		AWAY		0-3-0		0-0-0		0-0-0									
0-0-0		0-0-0		0-0-0		NEUTRAL		0-0-0		0-0-0		0-0-0									
RPI	S	Opponent		Score		RPI	S	Opponent		Score		RPI	S	Opponent		Score					
5	H	Ole Miss		3	5	35	H	Georgi a Tech		6	12	51	H	Mi nnesota		9	6				
5	H	Ole Miss		2	16	38	A	Troy		5	2	56	H	Jacksonville		7	0				
8	H	Georgia		2	12	38	A	Troy		3	8	56	H	Jacksonville		3	5				
9	A	Auburn		2	3	38	A	Troy		4	14	56	H	Jacksonville		6	2				
22	H	UConn		1	10							60	H	South Ala.		4	12				
												60	H	South Ala.		7	2				
												71	H	Bradl ey		3	1				
												91	A	UT Ar lington		4	6				
												91	A	UT Ar lington		10	12				
												91	A	UT Ar lington		5	6				
						LAST 10 GAMES															
						38 A Troy						3	8	60 H South Ala.						7	2
						38 A Troy						5	2	8 H Georgi a						2	12
						38 A Troy						4	14	91 A UT Ar lington						5	6
						122 H Kennesaw St.						9	15	91 A UT Ar lington						10	12
						60 H South Ala.						4	12	91 A UT Ar lington						4	6

Non-Div. I Games:	Morehouse	7	4
-------------------	-----------	---	---

Georgi a St.

Average RPI Win: 199		WON-LOST RECORD		WINNING PCT. RANK		LAST 10 GAMES		STRENGTH OF SCHEDULE		OPP. STRENGTH OF SCHEDULE		TEAM RPI		ADJ RPI		CONF. RPI		ADJ CONF. RPI	
DIV. I ONLY		13-7-0		.65 51		5-4-0		204		139		71		.54188 71		8		8	
DIV. I NON-CONF.		11-6-0		.64706 67		3-3-0		192		162		63		.54973 63		7		7	
TOTALS		RPI 1-25		RPI 26-50		W-L RECORDS		RPI 51-100		RPI 101-150		RPI 150+							
13-7-0		0-0-0		1-1-0		OVERALL		1-4-0		1-0-0		10-2-0							
1-0-0		0-0-0		0-0-0		HOME		0-0-0		0-0-0		1-0-0							
8-6-0		0-0-0		1-1-0		AWAY		1-4-0		1-0-0		5-1-0							
4-1-0		0-0-0		0-0-0		NEUTRAL		0-0-0		0-0-0		4-1-0							
11-6-0		0-0-0		1-1-0		NON-CONFERENCE		1-4-0		1-0-0		8-1-0							
1-0-0		0-0-0		0-0-0		HOME		0-0-0		0-0-0		1-0-0							
6-5-0		0-0-0		1-0-		AWAY		1-4-0		1-0-0		3-0-0							
4-1-0		0-0-0		0-0-0		NEUTRAL		0-0-0		0-0-0		4-1-0							
2-1-0		0-0-0		0-0-0		CONFERENCE		0-0-0		0-0-0		2-1-0							
0-0-0		0-0-0		0-0-0		HOME		0-0-0		0-0-0		0-0-0							
2-1-0		0-0-0		0-0-0		AWAY		0-0-0		0-0-0		2-1-0							
0-0-0		0-0-0		0-0-0		NEUTRAL		0-0-0		0-0-0		0-0-0							
RPI	S	Opponent		Score		RPI	S	Opponent		Score		RPI	S	Opponent		Score			
				34	A	Iowa	9	13	56	A	Jacksonville	5	9	122	A	Kennesaw St.	6	4	
				35	A	Georgi a Tech	10	7	56	A	Jacksonville	12	8	163	A	Val parai so	5	4	
									56	A	Jacksonville	5	7	163	A	Val parai so	2	5	
									67	A	UCF	5	6	163	A	Val parai so	10	4	
									70	A	Georgi a St.	1	3	213	N	Massachusetts	6	3	
														213	N	Massachusetts	2	6	
														249	H	Chi cago St.	16	1	
														260	A	Bel mont	14	10	
														260	A	Bel mont	7	4	
														260	A	Bel mont	7	2	
														269	N	South Dakota St.	8	6	
														269	N	South Dakota St.	4	2	
														269	N	South Dakota St.	5	1	
LAST 10 GAMES				163	A	Val parai so	10	4	213	N	Massachusetts	6	3	213	N	Massachusetts	2	6	
				163	A	Val parai so	2	5	67	A	UCF	5	6	56	A	Jacksonville	12	8	
				163	A	Val parai so	5	4	56	A	Jacksonville	12	8	56	A	Jacksonville	5	9	
				34	A	Iowa	9	13											
				249	H	Chi cago St.	16	1											

Non-Div. I Games: Webber Int'l 11 1

Bradley

Average RPI Win:		185	WON-LOST RECORD		WINNING PCT. RANK		LAST 10 GAMES		STRENGTH OF SCHEDULE		OPP. STRENGTH OF SCHEDULE		TEAM RPI		ADJ RPI		CONF. RPI		ADJ CONF. RPI	
DIV. I ONLY			9-17-0		.34615 228		5-5-0		5		210		72		.5414 72		12		12	
DIV. I NON-CONF.			9-17-0		.34615 219		5-5-0		11		217		76		.5414 76		12		12	
TOTALS		RPI 1-25		RPI 26-50		W-L RECORDS		RPI 51-100		RPI 101-150		RPI 150+								
9-17-0		1-4-0		0-3-0		OVERALL		1-6-0		0-4-0		7-0-0								
2-1-0		0-1-0		0-0-0		HOME		0-0-0		0-0-0		2-0-0								
5-16-0		1-3-0		0-3-0		AWAY		1-6-0		0-4-0		3-0-0								
2-0-0		0-0-0		0-0-0		NEUTRAL		0-0-0		0-0-0		2-0-0								
9-17-0		1-4-0		0-3-0		NON-CONFERENCE		1-6-0		0-4-0		7-0-0								
2-1-0		0-1-0		0-0-0		HOME		0-0-0		0-0-0		2-0-0								
5-16-0		1-3-0		0-0-		AWAY		1-6-0		0-4-0		3-0-0								
2-0-0		0-0-0		0-0-0		NEUTRAL		0-0-0		0-0-0		2-0-0								
0-0-0		0-0-0		0-0-0		CONFERENCE		0-0-0		0-0-0		0-0-0								
0-0-0		0-0-0		0-0-0		HOME		0-0-0		0-0-0		0-0-0								
0-0-0		0-0-0		0-0-0		AWAY		0-0-0		0-0-0		0-0-0								
0-0-0		0-0-0		0-0-0		NEUTRAL		0-0-0		0-0-0		0-0-0								
RPI	S	Opponent		Score		RPI	S	Opponent		Score		RPI	S	Opponent		Score				
7	A	Florida St.		1	11	33	A	Louisville		4	6	61	A	California		3	13			
7	A	Florida St.		2	7	37	A	Indiana St.		4	6	62	A	DBU		5	12			
7	A	Florida St.		1	5	37	A	Indiana St.		3	4	62	A	DBU		2	14			
20	A	Kentucky		3	2							77	A	San Francisco		0	1			
20	H	Kentucky		4	20							77	A	San Francisco		2	8			
												77	A	San Francisco		14	6			
												77	A	San Francisco		5	8			

Non-Div. I Games:

Xavi er



Average RPI Win:		127	WON-LOST RECORD		WINNING PCT. RANK		LAST 10 GAMES		STRENGTH OF SCHEDULE		OPP. STRENGTH OF SCHEDULE		TEAM RPI		ADJ RPI		CONF. RPI		ADJ CONF. RPI	
DIV. I ONLY			13-11-0		.54167 118		6-4-0		58		151		73		.5411 73		4		4	
DIV. I NON-CONF.			7-8-0		.46667 165		0-1-0		210		141		205		.47201 205		4		4	
TOTALS		RPI 1-25		RPI 26-50		W-L RECORDS		RPI 51-100		RPI 101-150		RPI 150+								
13-11-0		1-2-0		0-1-0		OVERALL		2-3-0		5-1-0		5-4-0								
6-5-0		0-0-0		0-0-0		HOME		1-3-0		3-0-0		2-2-0								
6-5-0		1-2-0		0-0-0		AWAY		1-0-0		2-1-0		2-2-0								
1-1-0		0-0-0		0-1-0		NEUTRAL		0-0-0		0-0-0		1-0-0								
7-8-0		0-0-0		0-1-0		NON-CONFERENCE		2-3-0		0-0-0		5-4-0								
3-5-0		0-0-0		0-0-0		HOME		1-3-0		0-0-0		2-2-0								
3-2-0		0-0-0		0-0-		AWAY		1-0-0		0-0-0		2-2-0								
1-1-0		0-0-0		0-1-0		NEUTRAL		0-0-0		0-0-0		1-0-0								
6-3-0		1-2-0		0-0-0		CONFERENCE		0-0-0		5-1-0		0-0-0								
3-0-0		0-0-0		0-0-0		HOME		0-0-0		3-0-0		0-0-0								
3-3-0		1-2-0		0-0-0		AWAY		0-0-0		2-1-0		0-0-0								
0-0-0		0-0-0		0-0-0		NEUTRAL		0-0-0		0-0-0		0-0-0								
RPI	S	Opponent		Score		RPI	S	Opponent		Score		RPI	S	Opponent		Score				
23	A	Oregon St.		1	16	48	N	Illinois		1	7	51	A	Minnesota		6	4			
23	A	Oregon St.		8	4							64	H	Illinois St.		4	5			
23	A	Oregon St.		2	5							64	H	Illinois St.		6	13			
												64	H	Illinois St.		2	3			
												64	H	Illinois St.		5	2			
												102	H	Arizona		3	2			
												102	H	Arizona		1	0			
												102	H	Arizona		7	1			
												111	A	Southern California		5	2			
												111	A	Southern California		9	5			
												111	A	Southern California		0	1			
												180	H	UC Riverside		3	6			
												180	H	UC Riverside		5	2			
												180	H	UC Riverside		8	0			
												192	H	Seattle U		3	8			
												193	A	Sacramento St.		8	5			
												193	A	Sacramento St.		0	6			
												193	A	Sacramento St.		4	1			
												193	A	Sacramento St.		4	6			
												242	N	Michigan St.		4	3			
LAST 10 GAMES																				
						111	A	Southern California		9	5	23	A	Oregon St.		1	16			
						111	A	Southern California		5	2	102	H	Arizona		3	2			
						111	A	Southern California		0	1	102	H	Arizona		1	0			
						23	A	Oregon St.		8	4	102	H	Arizona		7	1			
						23	A	Oregon St.		2	5	64	H	Illinois St.		4	5			

Non-Div. I Games:

Washi ngton

Average RPI Win:		150	WON-LOST RECORD		WINNING PCT. RANK		LAST 10 GAMES		STRENGTH OF SCHEDULE		OPP. STRENGTH OF SCHEDULE		TEAM RPI		ADJ RPI		CONF. RPI		ADJ CONF. RPI				
DIV. I ONLY			14-14-0		.5 144		4-6-0		24		146		74		.54039 74		9		9				
DIV. I NON-CONF.			12-10-0		.54545 125		2-2-0		58		172		81		.53827 80		8		8				
TOTALS		RPI 1-25		RPI 26-50				W-L RECORDS				RPI 51-100				RPI 101-150				RPI 150+			
14-14-0		1-5-0		0-0-0				OVERALL				2-4-0				2-2-0				9-3-0			
6-5-0		0-0-0		0-0-0				HOME				1-2-0				1-1-0				4-2-0			
3-6-0		1-3-0		0-0-0				AWAY				1-2-0				1-1-0				0-0-0			
5-3-0		0-2-0		0-0-0				NEUTRAL				0-0-0				0-0-0				5-1-0			
12-10-0		1-5-0		0-0-0				NON-CONFERENCE				0-0-0				2-2-0				9-3-0			
5-3-0		0-0-0		0-0-0				HOME				0-0-0				1-1-0				4-2-0			
2-4-0		1-3-0		0-0-				AWAY				0-0-0				1-1-0				0-0-0			
5-3-0		0-2-0		0-0-0				NEUTRAL				0-0-0				0-0-0				5-1-0			
2-4-0		0-0-0		0-0-0				CONFERENCE				2-4-0				0-0-0				0-0-0			
1-2-0		0-0-0		0-0-0				HOME				1-2-0				0-0-0				0-0-0			
1-2-0		0-0-0		0-0-0				AWAY				1-2-0				0-0-0				0-0-0			
0-0-0		0-0-0		0-0-0				NEUTRAL				0-0-0				0-0-0				0-0-0			
RPI	S	Opponent		Score		RPI	S	Opponent		Score		RPI	S	Opponent		Score		RPI	S	Opponent		Score	
6	A	Wichita St.		1	9							51	H	Minnesota		1	5	133	H	Northwestern St.		2	6
6	A	Wichita St.		10	9							51	H	Minnesota		8	2	133	H	Northwestern St.		7	6
6	A	Wichita St.		3	6							51	H	Minnesota		0	2	147	A	Oral Roberts		11	10
14	A	Creighton		1	3							57	A	Ohio St.		7	3	147	A	Oral Roberts		4	11
23	N	Oregon St.		3	10							57	A	Ohio St.		4	7	166	N	Washington St.		8	3
23	N	Oregon St.		1	9							57	A	Ohio St.		14	15	166	N	Washington St.		5	3
																		180	N	UC Riverside		8	3
																		180	N	UC Riverside		1	8
																		188	H	Cal Poly		13	2
																		188	H	Cal Poly		22	3
																		188	H	Cal Poly		8	14
																		188	H	Cal Poly		4	0
																		201	N	Utah		7	4
																		201	N	Utah		4	2
																		234	H	Northern Colo.		3	6
																		234	H	Northern Colo.		14	2
LAST 10 GAMES																							
						57	A	Ohio St.		14	15	51	H	Minnesota		8	2						
						57	A	Ohio St.		4	7	51	H	Minnesota		1	5						
						57	A	Ohio St.		7	3	147	A	Oral Roberts		11	10						
						14	A	Creighton		1	3	147	A	Oral Roberts		4	11						
						51	H	Minnesota		0	2	133	H	Northwestern St.		7	6						

Non-Div. I Games:

Nebraska

Average RPI Win:		180	WON-LOST RECORD		WINNING PCT. RANK		LAST 10 GAMES		STRENGTH OF SCHEDULE		OPP. STRENGTH OF SCHEDULE		TEAM RPI		ADJ RPI		CONF. RPI		ADJ CONF. RPI					
DIV. I ONLY			14-10-0		.58333		97		3-6-0		117		97		75		.54012		75		3		3	
DIV. I NON-CONF.			10-2-0		.83333		16		0-0-0		230		211		49		.55704		49		3		3	
TOTALS		RPI 1-25		RPI 26-50				W-L RECORDS				RPI 51-100				RPI 101-150				RPI 150+				
14-10-0		0-3-0		1-3-0				OVERALL				1-1-0				4-3-0				8-0-0				
3-3-0		0-0-0		1-2-0				HOME				0-0-0				2-1-0				0-0-0				
2-5-0		0-3-0		0-0-0				AWAY				0-0-0				1-2-0				1-0-0				
9-2-0		0-0-0		0-1-0				NEUTRAL				1-1-0				1-0-0				7-0-0				
10-2-0		0-0-0		0-1-0				NON-CONFERENCE				1-1-0				1-0-0				8-0-0				
0-0-0		0-0-0		0-0-0				HOME				0-0-0				0-0-0				0-0-0				
1-0-0		0-0-0		0-0-				AWAY				0-0-0				0-0-0				1-0-0				
9-2-0		0-0-0		0-1-0				NEUTRAL				1-1-0				1-0-0				7-0-0				
4-8-0		0-3-0		1-2-0				CONFERENCE				0-0-0				3-3-0				0-0-0				
3-3-0		0-0-0		1-2-0				HOME				0-0-0				2-1-0				0-0-0				
1-5-0		0-3-0		0-0-0				AWAY				0-0-0				1-2-0				0-0-0				
0-0-0		0-0-0		0-0-0				NEUTRAL				0-0-0				0-0-0				0-0-0				
RPI	S	Opponent		Score		RPI	S	Opponent		Score		RPI	S	Opponent		Score		RPI	S	Opponent		Score		
12	A	North Carolina		3	15	40	H	Duke		6	12	97	N	Saint Louis		5	6	103	A	Virginia Tech		15	10	
12	A	North Carolina		2	13	40	H	Duke		5	6	100	N	Butler		3	0	103	A	Virginia Tech		1	3	
12	A	North Carolina		0	4	40	H	Duke		8	7							103	A	Virginia Tech		1	4	
						43	N	Seton Hall		0	1							128	H	Virginia		7	5	
																		128	H	Virginia		4	1	
																		128	H	Virginia		7	10	
																		134	N	Toledo		17	3	
																		205	N	Oakland		2	0	
																		205	N	Oakland		9	3	
																		213	N	Massachusetts		10	5	
																		213	N	Massachusetts		3	2	
																		213	N	Massachusetts		9	0	
																		258	A	USC Upstate		3	1	
																		280	N	Presbyteria n		4	3	
																		293	N	Saint Peter's		21	1	
LAST 10 GAMES						LAST 10 GAMES						LAST 10 GAMES						LAST 10 GAMES						
						128	H	Vi rgi ni a		4	1	40	H	Duke		6	12							
						128	H	Vi rgi ni a		7	5	12	A	North Carolina		2	13							
						128	H	Vi rgi ni a		7	10	12	A	North Carolina		0	4							
						40	H	Duke		5	6	12	A	North Carolina		3	15							
						40	H	Duke		8	7	103	A	Vi rgi ni a Tech		15	10							

Non-Div. I Games:

Pittsburgh

Average RPI Win: 163		WON-LOST	WINNING	LAST 10	STRENGTH OF		OPP. STRENGTH	TEAM	ADJ	CONF.	ADJ CONF.
Average RPI Loss: 90		RECORD	PCT. RANK	GAMES	SCHEDULE		OF SCHEDULE	RPI	RPI	RPI	RPI
DIV. I ONLY		16-12-0	.57143	106	5-5-0		71	182	77	.53918	76
DIV. I NON-CONF.		9-7-0	.5625	113	1-1-0		122	43	96	.52696	96
TOTALS		RPI 1-25	RPI 26-50		W-L RECORDS		RPI 51-100		RPI 101-150		RPI 150+
16-12-0		0-1-0	3-5-0		OVERALL		1-1-0		5-3-0		7-2-0
10-4-0		0-0-0	2-1-0		HOME		0-0-0		3-1-0		5-2-0
3-8-0		0-1-0	0-4-0		AWAY		1-1-0		2-2-0		0-0-0
3-0-0		0-0-0	1-0-0		NEUTRAL		0-0-0		0-0-0		2-0-0
9-7-0		0-1-0	3-2-0		NON-CONFERENCE		1-1-0		3-2-0		2-1-0
5-3-0		0-0-0	2-1-0		HOME		0-0-0		3-1-0		0-1-0
1-4-0		0-1-0	0-0-		AWAY		1-1-0		0-1-0		0-0-0
3-0-0		0-0-0	1-0-0		NEUTRAL		0-0-0		0-0-0		2-0-0
7-5-0		0-0-0	0-3-0		CONFERENCE		0-0-0		2-1-0		5-1-0
5-1-0		0-0-0	0-0-0		HOME		0-0-0		0-0-0		5-1-0
2-4-0		0-0-0	0-3-0		AWAY		0-0-0		2-1-0		0-0-0
0-0-0		0-0-0	0-0-0		NEUTRAL		0-0-0		0-0-0		0-0-0
RPI S	Opponent	Score	RPI S	Opponent	Score	RPI S	Opponent	Score	RPI S	Opponent	Score
5 A	Ole Miss	4 11	29 A	Vanderbilt	6 19	69 A	Kansas St.	4 2	112 A	Jacksonville St.	7 4
			37 H	Indiana St.	8 7	69 A	Kansas St.	10 15	112 A	Jacksonville St.	6 4
			37 H	Indiana St.	5 11				112 A	Jacksonville St.	0 13
			37 H	Indiana St.	15 8				125 H	Southern Ill.	7 16
			42 A	Tennessee Tech	12 15				134 H	Tol edo	12 2
			42 A	Tennessee Tech	6 12				134 H	Tol edo	16 4
			42 A	Tennessee Tech	0 4				134 H	Tol edo	8 7
			48 N	Illinois	2 0				148 A	Samford	1 5
									168 H	Middle Tenn.	0 9
									244 H	Murray St.	10 2
									244 H	Murray St.	8 7
									244 H	Murray St.	19 7
									264 H	Southeast Mo. St.	6 5
									264 H	Southeast Mo. St.	4 20
									264 H	Southeast Mo. St.	7 6
									269 N	South Dakota St.	4 2
									269 N	South Dakota St.	9 3
LAST 10 GAMES											
			264 H	Southeast Mo. St.	4 20	42 A	Tennessee Tech	0 4			
			264 H	Southeast Mo. St.	6 5	69 A	Kansas St.	4 2			
			264 H	Southeast Mo. St.	7 6	69 A	Kansas St.	10 15			
			42 A	Tennessee Tech	6 12	244 H	Murray St.	19 7			
			42 A	Tennessee Tech	12 15	244 H	Murray St.	8 7			

Non-Div. I Games:

Austin Peay

Average RPI Win: 137		WON-LOST	WINNING	LAST 10	STRENGTH OF		OPP. STRENGTH	TEAM	ADJ	CONF.	ADJ CONF.
Average RPI Loss: 105		RECORD	PCT. RANK	GAMES	SCHEDULE		OF SCHEDULE	RPI	RPI	RPI	RPI
DIV. I ONLY		18-9-0	.66667	46	8-2-0		184	15	78	.53905	77
DIV. I NON-CONF.		10-8-0	.55556	116	1-1-0		177	32	114	.51879	114
TOTALS		RPI 1-25	RPI 26-50		W-L RECORDS		RPI 51-100		RPI 101-150		RPI 150+
18-9-0	0-0-0		1-1-0		OVERALL		6-5-0		0-1-0		11-2-0
10-5-0	0-0-0		0-1-0		HOME		5-3-0		0-0-0		5-1-0
8-4-0	0-0-0		1-0-0		AWAY		1-2-0		0-1-0		6-1-0
0-0-0	0-0-0		0-0-0		NEUTRAL		0-0-0		0-0-0		0-0-0
10-8-0	0-0-0		1-1-0		NON-CONFERENCE		4-4-0		0-1-0		5-2-0
5-4-0	0-0-0		0-1-0		HOME		3-2-0		0-0-0		2-1-0
5-4-0	0-0-0		1-0-		AWAY		1-2-0		0-1-0		3-1-0
0-0-0	0-0-0		0-0-0		NEUTRAL		0-0-0		0-0-0		0-0-0
8-1-0	0-0-0		0-0-0		CONFERENCE		2-1-0		0-0-0		6-0-0
5-1-0	0-0-0		0-0-0		HOME		2-1-0		0-0-0		3-0-0
3-0-0	0-0-0		0-0-0		AWAY		0-0-0		0-0-0		3-0-0
0-0-0	0-0-0		0-0-0		NEUTRAL		0-0-0		0-0-0		0-0-0
RPI S Opponent	Score	RPI S Opponent	Score	RPI S Opponent	Score	RPI S Opponent	Score	RPI S Opponent	Score	RPI S Opponent	Score
		26 A Oregon	5 1	61 H Cal i forni a	4 5	143 A Fresno St.	2 3				
		27 H Nevada	3 6	66 H San Di ego	0 5	156 H Paci fi c	9 1				
				66 H San Di ego	8 4	156 H Paci fi c	7 6				
				66 H San Di ego	4 2	156 H Paci fi c	9 2				
				72 H Xavi er	1 0	180 A UC Ri versi de	2 1				
				72 H Xavi er	8 2	180 A UC Ri versi de	2 3				
				72 H Xavi er	6 14	180 A UC Ri versi de	4 1				
				72 H Xavi er	8 5	193 A Sacramento St.	2 0				
				94 A UTSA	1 11	193 H Sacramento St.	8 2				
				94 A UTSA	11 2	196 A Portl and	6 4				
				94 A UTSA	5 13	196 A Portl and	6 4				
						196 A Portl and	4 0				
						204 H San Jose St.	1 6				
						204 H San Jose St.	10 0				
LAST 10 GAMES											
		66 H San Di ego	0 5			196 A Portl and	6 4				
		66 H San Di ego	4 2			196 A Portl and	6 4				
		66 H San Di ego	8 4			27 H Nevada	3 6				
		26 A Oregon	5 1			156 H Paci fi c	7 6				
		196 A Portl and	4 0			156 H Paci fi c	9 1				

Non-Div. I Games:

San Francisco

Average RPI Win:		111	WON-LOST RECORD		WINNING PCT. RANK		LAST 10 GAMES		STRENGTH OF SCHEDULE		OPP. STRENGTH OF SCHEDULE		TEAM RPI		ADJ RPI		CONF. RPI		ADJ CONF. RPI	
DIV. I ONLY			12-15-0		.44444 184		4-6-0		7		71		79		.53903 78		3		3	
DIV. I NON-CONF.			6-9-0		.4 192		0-2-0		8		81		102		.52512 102		3		3	
TOTALS		RPI 1-25		RPI 26-50		W-L RECORDS		RPI 51-100		RPI 101-150		RPI 150+								
12-15-0		1-5-0		1-6-0		OVERALL		3-1-0		5-2-0		2-1-0								
10-7-0		1-4-0		0-0-0		HOME		2-1-0		5-1-0		2-1-0								
2-8-0		0-1-0		1-6-0		AWAY		1-0-0		0-1-0		0-0-0								
0-0-0		0-0-0		0-0-0		NEUTRAL		0-0-0		0-0-0		0-0-0								
6-9-0		1-5-0		0-1-0		NON-CONFERENCE		1-0-0		2-2-0		2-1-0								
5-6-0		1-4-0		0-0-0		HOME		0-0-0		2-1-0		2-1-0								
1-3-0		0-1-0		0-0-		AWAY		1-0-0		0-1-0		0-0-0								
0-0-0		0-0-0		0-0-0		NEUTRAL		0-0-0		0-0-0		0-0-0								
6-6-0		0-0-0		1-5-0		CONFERENCE		2-1-0		3-0-0		0-0-0								
5-1-0		0-0-0		0-0-0		HOME		2-1-0		3-0-0		0-0-0								
1-5-0		0-0-0		1-5-0		AWAY		0-0-0		0-0-0		0-0-0								
0-0-0		0-0-0		0-0-0		NEUTRAL		0-0-0		0-0-0		0-0-0								
RPI	S	Opponent		Score		RPI	S	Opponent		Score		RPI	S	Opponent		Score				
3	H	Florida		2	8	35	A	Georgi a Tech		4	13	67	A	UCF		4	3			
3	H	Florida		2	0	35	A	Georgi a Tech		1	6	98	H	Notre Dame		5	9			
3	H	Florida		3	7	35	A	Georgi a Tech		1	4	98	H	Notre Dame		3	0			
16	A	Fla. Atlantic		4	5	36	A	FGCU		0	1	98	H	Notre Dame		9	0			
16	H	Fla. Atlantic		9	11	40	A	Duke		1	4									
25	H	Missouri		0	9	40	A	Duke		3	4									
						40	A	Duke		8	2									
						LAST 10 GAMES														
						35	A	Georgi a Tech		1	4	128	H	Vi rgi ni a		1	0			
						35	A	Georgi a Tech		4	13	128	H	Vi rgi ni a		3	2			
						35	A	Georgi a Tech		1	6	16	H	Fla. Atlantic		9	11			
						36	A	FGCU		0	1	40	A	Duke		8	2			
						128	H	Vi rgi ni a		8	1	40	A	Duke		1	4			

Non-Div. I Games:

Miami (FL)

Average RPI Win:	83	WON-LOST RECORD	WINNING PCT. RANK	LAST 10 GAMES	STRENGTH OF SCHEDULE	OPP. STRENGTH OF SCHEDULE	TEAM RPI	ADJ RPI	CONF. RPI	ADJ CONF. RPI		
DIV. I ONLY		16-9-0	.64	57	7-3-0	134	10	80	.53843	79	15	15
DIV. I NON-CONF.		14-8-0	.63636	77	5-2-0	141	6	97	.52668	97	14	14
<hr/>												
TOTALS	RPI 1-25	RPI 26-50		W-L RECORDS		RPI 51-100		RPI 101-150		RPI 150+		
16-9-0	0-0-0	2-2-0		OVERALL		7-4-0		7-3-0		0-0-0		
13-6-0	0-0-0	2-2-0		HOME		6-2-0		5-2-0		0-0-0		
3-3-0	0-0-0	0-0-0		AWAY		1-2-0		2-1-0		0-0-0		
0-0-0	0-0-0	0-0-0		NEUTRAL		0-0-0		0-0-0		0-0-0		
14-8-0	0-0-0	2-2-0		NON-CONFERENCE		7-4-0		5-2-0		0-0-0		
13-6-0	0-0-0	2-2-0		HOME		6-2-0		5-2-0		0-0-0		
1-2-0	0-0-0	0-0-		AWAY		1-2-0		0-0-0		0-0-0		
0-0-0	0-0-0	0-0-0		NEUTRAL		0-0-0		0-0-0		0-0-0		
2-1-0	0-0-0	0-0-0		CONFERENCE		0-0-0		2-1-0		0-0-0		
0-0-0	0-0-0	0-0-0		HOME		0-0-0		0-0-0		0-0-0		
2-1-0	0-0-0	0-0-0		AWAY		0-0-0		2-1-0		0-0-0		
0-0-0	0-0-0	0-0-0		NEUTRAL		0-0-0		0-0-0		0-0-0		
RPI	S	Opponent	Score	RPI	S	Opponent	Score	RPI	S	Opponent	Score	
				43	H	Seton Hall	8 9	64	H	Illinois St.	7 6	
				43	H	Seton Hall	3 2	64	H	Illinois St.	7 6	
				43	H	Seton Hall	8 6	64	H	Illinois St.	6 1	
				43	H	Seton Hall	1 5	64	H	Illinois St.	7 3	
								81	A	LSU	4 2	
								81	A	LSU	1 5	
								81	A	LSU	1 14	
								87	H	BYU	8 3	
								87	H	BYU	3 4	
								87	H	BYU	3 2	
								87	H	BYU	3 4	
				LAST 10 GAMES								
				101	A	UC Irvine	14 2	43	H	Seton Hall	1 5	
				101	A	UC Irvine	4 12	43	H	Seton Hall	8 9	
				101	A	UC Irvine	4 3	64	H	Illinois St.	7 3	
				43	H	Seton Hall	3 2	64	H	Illinois St.	7 6	
				43	H	Seton Hall	8 6	64	H	Illinois St.	7 6	

Non-Div. I Games:

Hawai i

Average RPI Win:		207	WON-LOST RECORD		WINNING PCT. RANK		LAST 10 GAMES		STRENGTH OF SCHEDULE		OPP. STRENGTH OF SCHEDULE		TEAM RPI		ADJ RPI		CONF. RPI		ADJ CONF. RPI	
DIV. I ONLY			10-11-0		.47619 163		7-3-0		95		235		81		.53816 80		18		18	
DIV. I NON-CONF.			5-9-0		.35714 213		2-1-0		62		214		109		.52112 109		18		18	
TOTALS		RPI 1-25		RPI 26-50		W-L RECORDS		RPI 51-100		RPI 101-150		RPI 150+								
10-11-0		0-0-0		1-4-0		OVERALL		0-0-0		0-1-0		9-6-0								
0-0-0		0-0-0		0-0-0		HOME		0-0-0		0-0-0		0-0-0								
10-9-0		0-0-0		1-4-0		AWAY		0-0-0		0-1-0		9-4-0								
0-2-0		0-0-0		0-0-0		NEUTRAL		0-0-0		0-0-0		0-2-0								
5-9-0		0-0-0		1-4-0		NON-CONFERENCE		0-0-0		0-1-0		4-4-0								
0-0-0		0-0-0		0-0-0		HOME		0-0-0		0-0-0		0-0-0								
5-7-0		0-0-0		1-0-		AWAY		0-0-0		0-1-0		4-2-0								
0-2-0		0-0-0		0-0-0		NEUTRAL		0-0-0		0-0-0		0-2-0								
5-2-0		0-0-0		0-0-0		CONFERENCE		0-0-0		0-0-0		5-2-0								
0-0-0		0-0-0		0-0-0		HOME		0-0-0		0-0-0		0-0-0								
5-2-0		0-0-0		0-0-0		AWAY		0-0-0		0-0-0		5-2-0								
0-0-0		0-0-0		0-0-0		NEUTRAL		0-0-0		0-0-0		0-0-0								
RPI	S	Opponent		Score		RPI	S	Opponent		Score		RPI	S	Opponent		Score				
				32	A	Mercer	4	12				108	A	Ga. Southern	5	10				
				32	A	Mercer	6	33				163	N	Val parai so	6	20				
				32	A	Mercer	7	3				174	A	Houston	1	7				
				46	A	Okl ahoma	5	11				174	A	Houston	2	3				
				46	A	Okl ahoma	0	1				174	A	Houston	3	2				
												177	A	Navy	1	5				
												177	A	Navy	3	1				
												189	N	Harvard	2	10				
												224	A	Bucknel I	9	4				
												224	A	Bucknel I	0	5				
												225	A	Lehi gh	11	4				
												225	A	Lehi gh	8	0				
												225	A	Lehi gh	4	2				
												261	A	Charleston So.	5	0				
												261	A	Charleston So.	5	2				
												261	A	Charleston So.	8	0				
LAST 10 GAMES																				
				225	A	Lehi gh	8	0				224	A	Bucknel I	0	5				
				225	A	Lehi gh	11	4				177	A	Navy	1	5				
				225	A	Lehi gh	4	2				177	A	Navy	3	1				
				189	N	Harvard	2	10				261	A	Charleston So.	8	0				
				224	A	Bucknel I	9	4				261	A	Charleston So.	5	2				

Non-Div. I Games:

Holy Cross



Average RPI Win: 113		WON-LOST	WINNING	LAST 10	STRENGTH OF	OPP. STRENGTH	TEAM	ADJ	CONF.	ADJ CONF.										
Average RPI Loss: 76		RECORD	PCT. RANK	GAMES	SCHEDULE	OF SCHEDULE	RPI	RPI	RPI	RPI										
DIV. I ONLY		18-11-0	.62069	67	5-5-0	80	49	82	.53778	81	1	1								
DIV. I NON-CONF.		13-7-0	.65	64	1-1-0	154	72	117	.5178	117	1	1								
<hr/>																				
TOTALS		RPI 1-25		RPI 26-50		W-L RECORDS		RPI 51-100		RPI 101-150		RPI 150+								
18-11-0		2-1-0		3-3-0		OVERALL		6-4-0		4-3-0		3-0-0								
17-6-0		2-1-0		2-1-0		HOME		6-4-0		4-0-0		3-0-0								
1-4-0		0-0-0		1-2-0		AWAY		0-0-0		0-2-0		0-0-0								
0-1-0		0-0-0		0-0-0		NEUTRAL		0-0-0		0-1-0		0-0-0								
13-7-0		0-0-0		2-1-0		NON-CONFERENCE		4-3-0		4-3-0		3-0-0								
13-4-0		0-0-0		2-1-0		HOME		4-3-0		4-0-0		3-0-0								
0-2-0		0-0-0		0-0-		AWAY		0-0-0		0-2-0		0-0-0								
0-1-0		0-0-0		0-0-0		NEUTRAL		0-0-0		0-1-0		0-0-0								
5-4-0		2-1-0		1-2-0		CONFERENCE		2-1-0		0-0-0		0-0-0								
4-2-0		2-1-0		0-0-0		HOME		2-1-0		0-0-0		0-0-0								
1-2-0		0-0-0		1-2-0		AWAY		0-0-0		0-0-0		0-0-0								
0-0-0		0-0-0		0-0-0		NEUTRAL		0-0-0		0-0-0		0-0-0								
RPI	S	Opponent		Score		RPI	S	Opponent		Score		RPI	S	Opponent		Score				
25	H	Missouri		4 2		29	A	Vanderbi l t		6 2		60	H	South Ala.		9 4				
25	H	Missouri		7 5		29	A	Vanderbi l t		2 4		79	H	Hawai i		5 1				
25	H	Missouri		6 12		29	A	Vanderbi l t		0 1		79	H	Hawai i		14 1				
						45	H	Texas		10 5		79	H	Hawai i		2 4				
						45	H	Texas		13 4		92	H	Mi ssi ssi ppi St.		4 0				
						45	H	Texas		1 11		92	H	Mi ssi ssi ppi St.		1 4				
												92	H	Mi ssi ssi ppi St.		10 1				
												98	H	Notre Dame		7 6				
												98	H	Notre Dame		3 11				
												98	H	Notre Dame		5 10				
<hr/>																				
LAST 10 GAMES																				
92 H Mi ssi ssi ppi St.						4 0		29 A Vanderbi l t						6 2						
92 H Mi ssi ssi ppi St.						1 4		29 A Vanderbi l t						2 4						
92 H Mi ssi ssi ppi St.						10 1		144 H Tul ane						10 4						
109 N Loui si ana						1 3		25 H Mi ssouri						7 5						
29 A Vanderbi l t						0 1		25 H Mi ssouri						6 12						

Non-Div. I Games:

LSU



Average RPI Win: 178		WON-LOST RECORD		WINNING PCT. RANK		LAST 10 GAMES		STRENGTH OF SCHEDULE		OPP. STRENGTH OF SCHEDULE		TEAM RPI		ADJ RPI		CONF. RPI		ADJ CONF. RPI					
DIV. I ONLY		15-8-1		.64583		52		7-3-0		140		220		83		.53724		83		20		20	
DIV. I NON-CONF.		13-7-1		.64286		72		5-2-0		200		209		112		.51985		112		22		22	
TOTALS		RPI 1-25		RPI 26-50		W-L RECORDS		RPI 51-100		RPI 101-150		RPI 150+											
15-8-1		0-0-0		0-0-0		OVERALL		1-3-0		6-2-0		8-3-1											
7-3-0		0-0-0		0-0-0		HOME		0-1-0		3-1-0		4-1-0											
8-4-1		0-0-0		0-0-0		AWAY		1-2-0		3-1-0		4-1-1											
0-1-0		0-0-0		0-0-0		NEUTRAL		0-0-0		0-0-0		0-1-0											
13-7-1		0-0-0		0-0-0		NON-CONFERENCE		1-3-0		6-2-0		6-2-1											
7-3-0		0-0-0		0-0-0		HOME		0-1-0		3-1-0		4-1-0											
6-3-1		0-0-0		0-0-		AWAY		1-2-0		3-1-0		2-0-1											
0-1-0		0-0-0		0-0-0		NEUTRAL		0-0-0		0-0-0		0-1-0											
2-1-0		0-0-0		0-0-0		CONFERENCE		0-0-0		0-0-0		2-1-0											
0-0-0		0-0-0		0-0-0		HOME		0-0-0		0-0-0		0-0-0											
2-1-0		0-0-0		0-0-0		AWAY		0-0-0		0-0-0		2-1-0											
0-0-0		0-0-0		0-0-0		NEUTRAL		0-0-0		0-0-0		0-0-0											
RPI	S	Opponent	Score	RPI	S	Opponent	Score	RPI	S	Opponent	Score	RPI	S	Opponent	Score								
								55	A	South Fla.	2	0	114	H	Manhattan	0	2						
								55	A	South Fla.	2	3	114	H	Manhattan	9	1						
								55	A	South Fla.	4	13	114	H	Manhattan	8	3						
								59	H	Wagner	7	10	124	H	Army West Point	3	2						
													138	A	James Madison	14	6						
													138	A	James Madison	5	3						
													138	A	James Madison	6	7						
													139	A	Wofford	2	1						
													187	A	Davidson	4	5						
													187	A	Davidson	5	4						
													187	A	Davidson	5	2						
													190	H	Cornell I	3	4						
													190	H	Cornell I	5	3						
													190	H	Cornell I	4	3						
													227	N	Evansville	8	9						
													231	H	LIU Brooklyn	3	2						
													258	A	USC Upstate	4	4						
													285	A	Coppin St.	10	8						
													285	A	Coppin St.	4	1						
													293	H	Saint Peter's	18	0						
				LAST 10 GAMES																			
				114	H	Manhattan	9	1	187	A	Davidson	5	2										
				114	H	Manhattan	0	2	187	A	Davidson	4	5										
				114	H	Manhattan	8	3	190	H	Cornell I	5	3										
				293	H	Saint Peter's	18	0	190	H	Cornell I	3	4										
				187	A	Davidson	5	4	190	H	Cornell I	4	3										

Non-Div. I Games:

Fordham

Average RPI Win: 155		WON-LOST RECORD		WINNING PCT. RANK		LAST 10 GAMES		STRENGTH OF SCHEDULE		OPP. STRENGTH OF SCHEDULE		TEAM RPI		ADJ RPI		CONF. RPI		ADJ CONF. RPI			
DIV. I ONLY		14-10-0		.58333 97		5-5-0		131		86		84		.53579 84		14		14			
DIV. I NON-CONF.		12-6-0		.66667 59		3-1-0		205		63		78		.53983 78		15		15			
TOTALS		RPI 1-25		RPI 26-50		W-L RECORDS		RPI 51-100		RPI 101-150		RPI 150+									
14-10-0		0-0-0		1-5-0		OVERALL		2-0-0		2-1-0		9-4-0									
7-4-0		0-0-0		0-3-0		HOME		0-0-0		0-0-0		7-1-0									
6-5-0		0-0-0		1-2-0		AWAY		2-0-0		2-1-0		1-2-0									
1-1-0		0-0-0		0-0-0		NEUTRAL		0-0-0		0-0-0		1-1-0									
12-6-0		0-0-0		1-2-0		NON-CONFERENCE		2-0-0		0-0-0		9-4-0									
7-1-0		0-0-0		0-0-0		HOME		0-0-0		0-0-0		7-1-0									
4-4-0		0-0-0		1-0-		AWAY		2-0-0		0-0-0		1-2-0									
1-1-0		0-0-0		0-0-0		NEUTRAL		0-0-0		0-0-0		1-1-0									
2-4-0		0-0-0		0-3-0		CONFERENCE		0-0-0		2-1-0		0-0-0									
0-3-0		0-0-0		0-3-0		HOME		0-0-0		0-0-0		0-0-0									
2-1-0		0-0-0		0-0-0		AWAY		0-0-0		2-1-0		0-0-0									
0-0-0		0-0-0		0-0-0		NEUTRAL		0-0-0		0-0-0		0-0-0									
RPI	S	Opponent		Score		RPI	S	Opponent		Score		RPI	S	Opponent		Score					
				32	H	Mercer		3	5	53	A	Tennessee		9	6	148	A	Samford		2	1
				32	H	Mercer		4	10	53	A	Tennessee		10	9	148	A	Samford		7	4
				32	H	Mercer		4	8							148	A	Samford		2	6
				36	A	FGCU		1	6							152	H	UNC Asheville		12	4
				36	A	FGCU		10	8							162	H	Eastern Ky.		12	7
				36	A	FGCU		2	11							168	N	Middle Tenn.		8	16
																172	A	William & Mary		0	1
																172	A	William & Mary		3	2
																172	A	William & Mary		2	3
																185	H	Winthrop		10	5
																185	H	Winthrop		8	4
																185	H	Winthrop		7	3
																216	N	Memphis		8	2
																236	H	Northern Ky.		4	5
																236	H	Northern Ky.		7	2
																236	H	Northern Ky.		6	2
				LAST 10 GAMES																	
				32	H	Mercer		4	8	148	A	Samford		2	6						
				32	H	Mercer		3	5	148	A	Samford		7	4						
				32	H	Mercer		4	10	53	A	Tennessee		9	6						
				152	H	UNC Asheville		12	4	172	A	William & Mary		2	3						
				148	A	Samford		2	1	172	A	William & Mary		3	2						

Non-Div. I Games:

ETSU

M  
a  
r  
y  
l  
a  
n  
d

Maryl and

TCU

Average RPI Win: 134		WON-LOST	WINNING	LAST 10	STRENGTH OF		OPP. STRENGTH	TEAM	ADJ	CONF.	ADJ CONF.							
Average RPI Loss: 85		RECORD	PCT. RANK	GAMES	SCHEDULE		OF SCHEDULE	RPI	RPI	RPI	RPI							
DIV. I ONLY		14-10-0	.58333	97	5-5-0		97	68	86	.53492	86	2	2					
DIV. I NON-CONF.		11-7-0	.61111	87	2-2-0		116	100	94	.52844	94	2	2					
TOTALS		RPI 1-25	RPI 26-50		W-L RECORDS		RPI 51-100		RPI 101-150		RPI 150+							
14-10-0		0-0-0	0-4-0		OVERALL		5-2-0		5-3-0		4-1-0							
11-4-0		0-0-0	0-0-0		HOME		5-2-0		4-2-0		2-0-0							
3-5-0		0-0-0	0-3-0		AWAY		0-0-0		1-1-0		2-1-0							
0-1-0		0-0-0	0-1-0		NEUTRAL		0-0-0		0-0-0		0-0-0							
11-7-0		0-0-0	0-1-0		NON-CONFERENCE		2-2-0		5-3-0		4-1-0							
8-4-0		0-0-0	0-0-0		HOME		2-2-0		4-2-0		2-0-0							
3-2-0		0-0-0	0-0-		AWAY		0-0-0		1-1-0		2-1-0							
0-1-0		0-0-0	0-1-0		NEUTRAL		0-0-0		0-0-0		0-0-0							
3-3-0		0-0-0	0-3-0		CONFERENCE		3-0-0		0-0-0		0-0-0							
3-0-0		0-0-0	0-0-0		HOME		3-0-0		0-0-0		0-0-0							
0-3-0		0-0-0	0-3-0		AWAY		0-0-0		0-0-0		0-0-0							
0-0-0		0-0-0	0-0-0		NEUTRAL		0-0-0		0-0-0		0-0-0							
RPI	S	Opponent	Score	RPI	S	Opponent	Score	RPI	S	Opponent	Score	RPI	S	Opponent	Score			
				29	N	Vanderbi l t	4 7	51	H	Mi nnesota	0 8	101	H	UC Ir vine	4 3			
				49	A	Okl ahoma St.	7 12	51	H	Mi nnesota	5 4	101	H	UC Ir vine	2 15			
				49	A	Okl ahoma St.	8 9	51	H	Mi nnesota	3 6	101	H	UC Ir vine	6 2			
				49	A	Okl ahoma St.	6 7	69	H	Kansas St.	6 0	111	A	Southern Cal i forni a	10 1			
								69	H	Kansas St.	12 2	118	A	Ri ce	3 7			
								69	H	Kansas St.	4 2	120	H	Long Beach St.	5 2			
								91	H	UT Ar lington	14 1	120	H	Long Beach St.	2 3			
												120	H	Long Beach St.	8 3			
												230	H	UTRGV	7 2			
												233	A	Grand Canyon	3 2			
												233	A	Grand Canyon	8 9			
												233	A	Grand Canyon	14 6			
												278	H	Ark. -Pine Bl uff	7 1			
LAST 10 GAMES				69 H Kansas St.				4 2	278 H Ark. -Pi ne Bl uff				7 1	51 H Mi nnesota				0 8
				49 A Oklahoma St.				7 12	51 H Mi nnesota				5 4	51 H Mi nnesota				3 6
				49 A Oklahoma St.				6 7										
				69 H Kansas St.				6 0										
				69 H Kansas St.				12 2										

Non-Div. I Games:

TCU

Average RPI Win:		147	WON-LOST		WINNING		LAST 10		STRENGTH OF		OPP. STRENGTH		TEAM	ADJ		CONF.	ADJ CONF.	
Average RPI Loss:		83	RECORD		PCT. RANK		GAMES		SCHEDULE		OF SCHEDULE		RPI	RPI		RPI	RPI	
DIV. I ONLY			14-12-0		.53846		120		5-5-0		120		62		87		.53467	
DIV. I NON-CONF.			11-6-0		.64706		67		2-0-0		68		56		17		.59134	
TOTALS		RPI 1-25		RPI 26-50		W-L RECORDS		RPI 51-100		RPI 101-150		RPI 150+						
14-12-0		0-3-0		0-0-0		OVERALL		4-3-0		6-6-0		4-0-0						
7-4-0		0-0-0		0-0-0		HOME		2-1-0		1-3-0		4-0-0						
7-8-0		0-3-0		0-0-0		AWAY		2-2-0		5-3-0		0-0-0						
0-0-0		0-0-0		0-0-0		NEUTRAL		0-0-0		0-0-0		0-0-0						
11-6-0		0-3-0		0-0-0		NON-CONFERENCE		2-2-0		5-1-0		4-0-0						
5-0-0		0-0-0		0-0-0		HOME		0-0-0		1-0-0		4-0-0						
6-6-0		0-3-0		0-0-		AWAY		2-2-0		4-1-0		0-0-0						
0-0-0		0-0-0		0-0-0		NEUTRAL		0-0-0		0-0-0		0-0-0						
3-6-0		0-0-0		0-0-0		CONFERENCE		2-1-0		1-5-0		0-0-0						
2-4-0		0-0-0		0-0-0		HOME		2-1-0		0-3-0		0-0-0						
1-2-0		0-0-0		0-0-0		AWAY		0-0-0		1-2-0		0-0-0						
0-0-0		0-0-0		0-0-0		NEUTRAL		0-0-0		0-0-0		0-0-0						
RPI	S	Opponent		Score		RPI	S	Opponent		Score		RPI	S	Opponent		Score		
9	A	Auburn		3	4							79	A	Hawai i		2	3	
9	A	Auburn		4	21							79	A	Hawai i		4	3	
9	A	Auburn		5	9							79	A	Hawai i		3	8	
												79	A	Hawai i		4	3	
												88	H	Gonzaga		6	4	
												88	H	Gonzaga		6	2	
												88	H	Gonzaga		3	4	
												104	H	Loyol a Marymount		4	9	
												104	H	Loyol a Marymount		8	9	
												104	H	Loyol a Marymount		4	7	
												135	A	Pepperdi ne		13	6	
												135	A	Pepperdi ne		0	2	
												135	A	Pepperdi ne		2	5	
												140	A	Utah Val ley		14	2	
												140	H	Utah Val ley		9	3	
												146	A	CSUN		10	8	
												146	A	CSUN		9	10	
												146	A	CSUN		6	5	
												146	A	CSUN		5	3	
												201	H	Utah		7	6	
												222	H	Omaha		13	3	
												222	H	Omaha		8	1	
												222	H	Omaha		6	4	
LAST 10 GAMES																		
						135	A	Pepperdi ne		2	5	88	H	Gonzaga		6	2	
						135	A	Pepperdi ne		13	6	88	H	Gonzaga		6	4	
						135	A	Pepperdi ne		0	2	201	H	Utah		7	6	
						140	A	Utah Val ley		14	2	104	H	Loyol a Marymount		4	9	
						88	H	Gonzaga		3	4	104	H	Loyol a Marymount		8	9	

Non-Div. I Games:

BYU

Average RPI Win:	141	WON-LOST RECORD	WINNING PCT. RANK	LAST 10 GAMES	STRENGTH OF SCHEDULE	OPP. STRENGTH OF SCHEDULE	TEAM RPI	ADJ RPI	CONF. RPI	ADJ CONF. RPI		
Average RPI Loss:	107											
DIV. I ONLY		13-12-0	.52	133	4-6-0	138	121	88	.53429	88	10	10
DIV. I NON-CONF.		9-7-0	.5625	113	0-1-0	164	78	72	.54498	72	10	10
<hr/>												
TOTALS	RPI 1-25	RPI 26-50		W-L RECORDS		RPI 51-100		RPI 101-150		RPI 150+		
13-12-0	0-1-0	0-1-0		OVERALL		1-2-0		8-6-0		4-2-0		
2-1-0	0-0-0	0-0-0		HOME		0-0-0		2-1-0		0-0-0		
8-9-0	0-0-0	0-1-0		AWAY		1-2-0		5-5-0		2-1-0		
3-2-0	0-1-0	0-0-0		NEUTRAL		0-0-0		1-0-0		2-1-0		
9-7-0	0-1-0	0-1-0		NON-CONFERENCE		0-0-0		5-3-0		4-2-0		
0-0-0	0-0-0	0-0-0		HOME		0-0-0		0-0-0		0-0-0		
6-5-0	0-0-0	0-0-		AWAY		0-0-0		4-3-0		2-1-0		
3-2-0	0-1-0	0-0-0		NEUTRAL		0-0-0		1-0-0		2-1-0		
4-5-0	0-0-0	0-0-0		CONFERENCE		1-2-0		3-3-0		0-0-0		
2-1-0	0-0-0	0-0-0		HOME		0-0-0		2-1-0		0-0-0		
2-4-0	0-0-0	0-0-0		AWAY		1-2-0		1-2-0		0-0-0		
0-0-0	0-0-0	0-0-0		NEUTRAL		0-0-0		0-0-0		0-0-0		
RPI	S	Opponent	Score	RPI	S	Opponent	Score	RPI	S	Opponent	Score	
23	N	Oregon St.	3 4	26	A	Oregon	3 6	87	A	BYU	4 6	
								87	A	BYU	4 3	
								87	A	BYU	2 6	
								101	A	UC Irvine	1 3	
								101	A	UC Irvine	1 6	
								101	A	UC Irvine	5 3	
								110	A	Saint Mary's (CA)	3 0	
								110	A	Saint Mary's (CA)	1 2	
								110	A	Saint Mary's (CA)	2 3	
								116	N	New Mexico	4 3	
								118	A	Rice	7 5	
								118	A	Rice	10 2	
								118	A	Rice	1 6	
								118	A	Rice	7 5	
								135	H	Pepperdine	8 11	
								135	H	Pepperdine	7 0	
								135	H	Pepperdine	1 0	
								188	N	Cal Poly	5 4	
								188	N	Cal Poly	7 8	
								192	A	Seattle U	4 6	
								193	A	Sacramento St.	6 3	
								193	A	Sacramento St.	13 3	
								215	N	Milwaukee	4 1	
<hr/>												
LAST 10 GAMES												
110 A Saint Mary's (CA)				1	2	87 A BYU				4	6	
110 A Saint Mary's (CA)				3	0	135 H Pepperdine				7	0	
110 A Saint Mary's (CA)				2	3	135 H Pepperdine				8	11	
87 A BYU				4	3	135 H Pepperdine				1	0	
87 A BYU				2	6	192 A Seattle U				4	6	

Non-Div. I Games:

Gonzaga



UNCW

Average RPI Win: 179		WON-LOST RECORD		WINNING PCT. RANK		LAST 10 GAMES		STRENGTH OF SCHEDULE		OPP. STRENGTH OF SCHEDULE		TEAM RPI		ADJ RPI		CONF. RPI		ADJ CONF. RPI	
DIV. I ONLY		19-8-0		.7037 31		8-2-0		168		179		89		.5336 89		16		16	
DIV. I NON-CONF.		15-6-0		.71429 40		4-0-0		189		140		85		.53371 85		16		16	
TOTALS		RPI 1-25		RPI 26-50		W-L RECORDS		RPI 51-100		RPI 101-150		RPI 150+							
19-8-0		1-1-0		0-0-0		OVERALL		2-4-0		0-0-0		16-3-0							
13-5-0		0-0-0		0-0-0		HOME		0-3-0		0-0-0		13-2-0							
6-3-0		1-1-0		0-0-0		AWAY		2-1-0		0-0-0		3-1-0							
0-0-0		0-0-0		0-0-0		NEUTRAL		0-0-0		0-0-0		0-0-0							
15-6-0		1-1-0		0-0-0		NON-CONFERENCE		2-4-0		0-0-0		12-1-0							
11-4-0		0-0-0		0-0-0		HOME		0-3-0		0-0-0		11-1-0							
4-2-0		1-1-0		0-0-		AWAY		2-1-0		0-0-0		1-0-0							
0-0-0		0-0-0		0-0-0		NEUTRAL		0-0-0		0-0-0		0-0-0							
4-2-0		0-0-0		0-0-0		CONFERENCE		0-0-0		0-0-0		4-2-0							
2-1-0		0-0-0		0-0-0		HOME		0-0-0		0-0-0		2-1-0							
2-1-0		0-0-0		0-0-0		AWAY		0-0-0		0-0-0		2-1-0							
0-0-0		0-0-0		0-0-0		NEUTRAL		0-0-0		0-0-0		0-0-0							
RPI	S	Opponent		Score		RPI	S	Opponent		Score		RPI	S	Opponent		Score			
12	A	North Carolina		5	4			57	H	Ohio St.	3	8	162	H	Eastern Ky.	5	4		
19	A	Coastal Caro.		5	10			57	H	Ohio St.	1	8	172	A	William & Mary	3	2		
								99	A	Arizona St.	3	1	172	A	William & Mary	3	7		
								99	A	Arizona St.	4	9	172	A	William & Mary	7	2		
								99	A	Arizona St.	9	0	173	H	Qui nni pi ac	19	0		
								100	H	Butler	2	6	173	H	Qui nni pi ac	12	3		
													173	H	Qui nni pi ac	6	3		
													186	A	Campbel l	8	3		
													195	H	Appal achi an St.	2	1		
													195	H	Appal achi an St.	2	6		
													195	H	Appal achi an St.	2	0		
													217	H	Hofstra	3	5		
													217	H	Hofstra	6	2		
													217	H	Hofstra	5	3		
													225	H	Lehi gh	5	4		
													232	H	Pri nceton	11	1		
													232	H	Pri nceton	7	5		
													232	H	Pri nceton	8	5		
													232	H	Pri nceton	9	8		
						LAST 10 GAMES													
						172	A	William & Mary	7	2	217	H	Hofstra	5	3				
						172	A	William & Mary	3	2	217	H	Hofstra	3	5				
						172	A	William & Mary	3	7	173	H	Qui nni pi ac	12	3				
						186	A	Campbel l	8	3	173	H	Qui nni pi ac	6	3				
						217	H	Hofstra	6	2	173	H	Qui nni pi ac	19	0				

Non-Div. I Games:

UNCW

Average RPI Win: 184		WON-LOST	WINNING	LAST 10	STRENGTH OF		OPP. STRENGTH	TEAM	ADJ	CONF.	ADJ CONF.
Average RPI Loss: 127		RECORD	PCT. RANK	GAMES	SCHEDULE		OF SCHEDULE	RPI	RPI	RPI	RPI
DIV. I ONLY		14-10-0	.58333	97	5-5-0		163	167	90	.53267	90
DIV. I NON-CONF.		11-10-0	.52381	136	2-5-0		138	163	106	.5233	106
TOTALS		RPI 1-25	RPI 26-50		W-L RECORDS		RPI 51-100		RPI 101-150		RPI 150+
14-10-0	0-0-0	0-1-0		OVERALL		2-4-0		2-3-0		10-2-0	
2-1-0	0-0-0	0-0-0		HOME		0-0-0		0-0-0		2-1-0	
4-8-0	0-0-0	0-1-0		AWAY		0-3-0		1-3-0		3-1-0	
8-1-0	0-0-0	0-0-0		NEUTRAL		2-1-0		1-0-0		5-0-0	
11-10-0	0-0-0	0-1-0		NON-CONFERENCE		2-4-0		2-3-0		7-2-0	
2-1-0	0-0-0	0-0-0		HOME		0-0-0		0-0-0		2-1-0	
1-8-0	0-0-0	0-0-		AWAY		0-3-0		1-3-0		0-1-0	
8-1-0	0-0-0	0-0-0		NEUTRAL		2-1-0		1-0-0		5-0-0	
3-0-0	0-0-0	0-0-0		CONFERENCE		0-0-0		0-0-0		3-0-0	
0-0-0	0-0-0	0-0-0		HOME		0-0-0		0-0-0		0-0-0	
3-0-0	0-0-0	0-0-0		AWAY		0-0-0		0-0-0		3-0-0	
0-0-0	0-0-0	0-0-0		NEUTRAL		0-0-0		0-0-0		0-0-0	
RPI S Opponent	Score	RPI S Opponent	Score	RPI S Opponent	Score	RPI S Opponent	Score	RPI S Opponent	Score	RPI S Opponent	Score
		31 A Stetson	6 11	97 A Saint Louis	9 11	103 N Virginia Tech	12 5	126 A Southeastern La.	0 4	144 A Tulane	2 6
				97 A Saint Louis	1 15	144 A Tulane	0 1	144 A Tulane	12 8	155 N Incarnate Word	5 4
				97 N Saint Louis	5 2	163 H Valparaiso	4 1	178 H Lipscomb	6 2	178 H Lipscomb	1 3
				98 N Notre Dame	2 4	228 A Penn St.	6 3	228 A Penn St.	9 0	228 A Penn St.	3 2
				98 N Notre Dame	8 7	228 A Penn St.	3 2	237 N Western Mich.	5 1	237 N Western Mich.	5 1
						237 N Western Mich.	10 4	237 N Western Mich.	11 1	238 N Central Mich.	11 1
						254 A Nicholls St.	2 4				
LAST 10 GAMES											
		228 A Penn St.	9 0	178 H Lipscomb	6 2						
		228 A Penn St.	6 3	97 A Saint Louis	3 7						
		228 A Penn St.	3 2	97 A Saint Louis	9 11						
		163 H Valparaiso	4 1	97 A Saint Louis	1 15						
		178 H Lipscomb	1 3	254 A Nicholls St.	2 4						

Non-Div. I Games:

Purdue

[illegible]

**Non-Div. I Games:**

UT Arlington

Average RPI Win:		163	WON-LOST RECORD		WINNING PCT. RANK	LAST 10 GAMES		STRENGTH OF SCHEDULE		OPP. STRENGTH OF SCHEDULE	TEAM RPI	ADJ RPI	CONF. RPI	ADJ CONF. RPI			
DIV. I ONLY			14-15-0		.48276	149	4-6-0		57		140	92	.53136	92	1	1	
DIV. I NON-CONF.			12-8-0		.6	96	2-1-0		110		219	82	.5371	82	1	1	
TOTALS		RPI 1-25		RPI 26-50		W-L RECORDS		RPI 51-100		RPI 101-150		RPI 150+					
14-15-0		1-2-0		1-6-0		OVERALL		1-2-0		3-3-0		8-2-0					
6-4-0		0-0-0		0-3-0		HOME		0-0-0		2-1-0		4-0-0					
3-10-0		1-2-0		0-3-0		AWAY		1-2-0		0-1-0		1-2-0					
5-1-0		0-0-0		1-0-0		NEUTRAL		0-0-0		1-1-0		3-0-0					
12-8-0		0-0-0		1-3-0		NON-CONFERENCE		0-0-0		3-3-0		8-2-0					
6-1-0		0-0-0		0-0-0		HOME		0-0-0		2-1-0		4-0-0					
1-6-0		0-0-0		0-0-		AWAY		0-0-0		0-1-0		1-2-0					
5-1-0		0-0-0		1-0-0		NEUTRAL		0-0-0		1-1-0		3-0-0					
2-7-0		1-2-0		0-3-0		CONFERENCE		1-2-0		0-0-0		0-0-0					
0-3-0		0-0-0		0-3-0		HOME		0-0-0		0-0-0		0-0-0					
2-4-0		1-2-0		0-0-0		AWAY		1-2-0		0-0-0		0-0-0					
0-0-0		0-0-0		0-0-0		NEUTRAL		0-0-0		0-0-0		0-0-0					
RPI	S	Opponent		Score		RPI	S	Opponent		Score		RPI	S	Opponent		Score	
25	A	Missouri		1	4	29	H	Vanderbi l t		3	4	81	A	LSU		1	10
25	A	Missouri		4	5	29	H	Vanderbi l t		0	5	81	A	LSU		0	4
25	A	Missouri		3	1	29	H	Vanderbi l t		1	10	81	A	LSU		4	1
						39	A	Southern Miss.		0	11						
						39	A	Southern Miss.		4	7						
						39	A	Southern Miss.		2	5						
						44	N	Sam Houston St.		4	1						
LAST 10 GAMES																	
81	A	LSU		0	4	25	A	Missouri		3	1						
81	A	LSU		4	1	25	A	Missouri		1	4						
81	A	LSU		1	10	251	H	Texas Southern		11	6						
254	A	Nicholls St.		4	7	281	H	Alcorn		17	1						
25	A	Missouri		4	5	29	H	Vanderbi l t		3	4						

Non-Div. I Games:

Mississippi St.

Average RPI Win: 138		WON-LOST	WINNING	LAST 10	STRENGTH OF		OPP. STRENGTH	TEAM	ADJ	CONF.	ADJ CONF.
Average RPI Loss: 67		RECORD	PCT. RANK	GAMES	SCHEDULE		OF SCHEDULE	RPI	RPI	RPI	RPI
DIV. I ONLY		9-16-0	.36	222	2-8-0		14	104	93	.53069	93
DIV. I NON-CONF.		5-8-0	.38462	201	0-2-0		49	212	137	.50851	136
TOTALS		RPI 1-25	RPI 26-50		W-L RECORDS		RPI 51-100		RPI 101-150		RPI 150+
9-16-0		1-8-0	0-0-0		OVERALL		0-1-0		4-6-0		4-1-0
2-3-0		0-2-0	0-0-0		HOME		0-0-0		2-1-0		0-0-0
5-8-0		1-5-0	0-0-0		AWAY		0-0-0		1-2-0		3-1-0
2-5-0		0-1-0	0-0-0		NEUTRAL		0-1-0		1-3-0		1-0-0
5-8-0		0-3-0	0-0-0		NON-CONFERENCE		0-1-0		1-3-0		4-1-0
0-2-0		0-2-0	0-0-0		HOME		0-0-0		0-0-0		0-0-0
3-1-0		0-0-0	0-0-		AWAY		0-0-0		0-0-0		3-1-0
2-5-0		0-1-0	0-0-0		NEUTRAL		0-1-0		1-3-0		1-0-0
4-8-0		1-5-0	0-0-0		CONFERENCE		0-0-0		3-3-0		0-0-0
2-1-0		0-0-0	0-0-0		HOME		0-0-0		2-1-0		0-0-0
2-7-0		1-5-0	0-0-0		AWAY		0-0-0		1-2-0		0-0-0
0-0-0		0-0-0	0-0-0		NEUTRAL		0-0-0		0-0-0		0-0-0
RPI	S	Opponent	Score	RPI	S	Opponent	Score	RPI	S	Opponent	Score
4	A	Clemson	4 9					51	N	Minnesota	1 14
4	A	Clemson	2 10					103	H	Virginia Tech	2 5
4	A	Clemson	3 8					103	H	Virginia Tech	6 2
13	H	Northeastern	4 7					103	H	Virginia Tech	7 4
17	A	NC State	7 13					113	N	Rutgers	11 6
17	A	NC State	1 2					123	N	Bryant	8 9
17	A	NC State	11 3					124	N	Army West Point	1 11
18	N	Indiana	0 4					128	A	Virginia	6 2
22	H	UConn	0 4					128	A	Virginia	9 10
								128	A	Virginia	3 7
								139	N	Wofford	10 12
								152	A	UNC Asheville	8 0
								175	A	Santa Clara	3 1
								175	A	Santa Clara	9 20
								175	A	Santa Clara	5 1
								277	N	Niagara	11 3
LAST 10 GAMES				LAST 10 GAMES				LAST 10 GAMES			
4	A	Clemson	3 8	103	H	Virginia Tech	6 2				
4	A	Clemson	4 9	103	H	Virginia Tech	7 4				
4	A	Clemson	2 10	13	H	Northeastern	4 7				
22	H	UConn	0 4	128	A	Virginia	9 10				
103	H	Virginia Tech	2 5	128	A	Virginia	3 7				

Non-Div. I Games:

Boston College



Average RPI Win:		173	WON-LOST RECORD		WINNING PCT. RANK		LAST 10 GAMES		STRENGTH OF SCHEDULE		OPP. STRENGTH OF SCHEDULE		TEAM RPI		ADJ RPI		CONF. RPI		ADJ CONF. RPI	
DIV. I ONLY			17-11-0		.60714 75		5-5-0		123		155		95		.52942 95		2		2	
DIV. I NON-CONF.			15-7-0		.68182 57		3-3-0		127		240		99		.52626 99		2		2	
TOTALS		RPI 1-25		RPI 26-50		W-L RECORDS		RPI 51-100		RPI 101-150		RPI 150+								
17-11-0		0-2-0		2-5-0		OVERALL		3-0-0		0-0-0		12-4-0								
14-4-0		0-0-0		0-1-0		HOME		3-0-0		0-0-0		11-3-0								
3-7-0		0-2-0		2-4-0		AWAY		0-0-0		0-0-0		1-1-0								
0-0-0		0-0-0		0-0-0		NEUTRAL		0-0-0		0-0-0		0-0-0								
15-7-0		0-2-0		0-1-0		NON-CONFERENCE		3-0-0		0-0-0		12-4-0								
14-4-0		0-0-0		0-1-0		HOME		3-0-0		0-0-0		11-3-0								
1-3-0		0-2-0		0-0-		AWAY		0-0-0		0-0-0		1-1-0								
0-0-0		0-0-0		0-0-0		NEUTRAL		0-0-0		0-0-0		0-0-0								
2-4-0		0-0-0		2-4-0		CONFERENCE		0-0-0		0-0-0		0-0-0								
0-0-0		0-0-0		0-0-0		HOME		0-0-0		0-0-0		0-0-0								
2-4-0		0-0-0		2-4-0		AWAY		0-0-0		0-0-0		0-0-0								
0-0-0		0-0-0		0-0-0		NEUTRAL		0-0-0		0-0-0		0-0-0								
RPI	S	Opponent		Score		RPI	S	Opponent		Score		RPI	S	Opponent		Score				
7	A	Florida St.		7	12	28	H	Missouri St.		2	12	68	H	St. John's (NY)		7	4			
7	A	Florida St.		5	10	45	A	Texas		0	4	68	H	St. John's (NY)		6	5			
						45	A	Texas		4	14	68	H	St. John's (NY)		6	1			
						45	A	Texas		4	5									
						47	A	Bayl or		8	5									
						47	A	Bayl or		6	17									
						47	A	Bayl or		6	5									
LAST 10 GAMES																				
						157	H	Morehead St.		12	0	47	A	Bayl or		6	17			
						157	H	Morehead St.		3	5	47	A	Bayl or		6	5			
						157	H	Morehead St.		8	6	233	A	Grand Canyon		6	5			
						28	H	Mi ssouri St.		2	12	233	A	Grand Canyon		2	12			
						47	A	Bayl or		8	5	45	A	Texas		4	5			

Non-Div. I Games:

Kansas

UNCG

Average RPI Win:		191	WON-LOST RECORD		WINNING PCT. RANK		LAST 10 GAMES		STRENGTH OF SCHEDULE		OPP. STRENGTH OF SCHEDULE		TEAM RPI		ADJ RPI		CONF. RPI		ADJ CONF. RPI					
DIV. I ONLY			20-6-0		.76923		14		8-2-0		252		113		96		.52842		96		14		14	
DIV. I NON-CONF.			18-5-0		.78261		26		6-1-0		266		99		88		.53179		88		15		15	
TOTALS		RPI 1-25		RPI 26-50		W-L RECORDS		RPI 51-100		RPI 101-150		RPI 150+												
20-6-0		0-0-0		0-0-0		OVERALL		1-2-0		1-0-0		18-4-0												
14-3-0		0-0-0		0-0-0		HOME		0-0-0		0-0-0		14-3-0												
6-3-0		0-0-0		0-0-0		AWAY		1-2-0		1-0-0		4-1-0												
0-0-0		0-0-0		0-0-0		NEUTRAL		0-0-0		0-0-0		0-0-0												
18-5-0		0-0-0		0-0-0		NON-CONFERENCE		1-2-0		1-0-0		16-3-0												
12-2-0		0-0-0		0-0-0		HOME		0-0-0		0-0-0		12-2-0												
6-3-0		0-0-0		0-0-		AWAY		1-2-0		1-0-0		4-1-0												
0-0-0		0-0-0		0-0-0		NEUTRAL		0-0-0		0-0-0		0-0-0												
2-1-0		0-0-0		0-0-0		CONFERENCE		0-0-0		0-0-0		2-1-0												
2-1-0		0-0-0		0-0-0		HOME		0-0-0		0-0-0		2-1-0												
0-0-0		0-0-0		0-0-0		AWAY		0-0-0		0-0-0		0-0-0												
0-0-0		0-0-0		0-0-0		NEUTRAL		0-0-0		0-0-0		0-0-0												
RPI	S	Opponent	Score		RPI	S	Opponent	Score		RPI	S	Opponent	Score		RPI	S	Opponent	Score						
										53	A	Tennessee	2	3	127	A	Wake Forest	11	5					
										53	A	Tennessee	3	2	160	H	High Point	12	6					
										53	A	Tennessee	4	11	161	A	Elon	7	5					
															176	H	VMI	6	3					
															176	H	VMI	9	1					
															176	H	VMI	7	8					
															178	A	Lipscomb	2	3					
															178	A	Lipscomb	13	9					
															178	A	Lipscomb	9	3					
															185	A	Winthrop	3	2					
															195	H	Appalachian St.	10	3					
															195	H	Appalachian St.	11	6					
															195	H	Appalachian St.	4	6					
															200	H	Lafayette	13	5					
															200	H	Lafayette	14	5					
															200	H	Lafayette	5	2					
															205	H	Oakland	13	8					
															214	H	Marist	7	10					
															214	H	Marist	6	3					
															214	H	Marist	11	1					
															266	H	Georgetown	7	3					
															266	H	Georgetown	5	2					
															266	H	Georgetown	5	4					
				LAST 10 GAMES																				
				266	H	Georgetown	5	4	176	H	VMI	6	3											
				266	H	Georgetown	5	2	176	H	VMI	9	1											
				266	H	Georgetown	7	3	178	A	Lipscomb	2	3											
				160	H	High Point	12	6	178	A	Lipscomb	13	9											
				176	H	VMI	7	8	178	A	Lipscomb	9	3											

Non-Div. I Games:

UNCG



Average RPI Win: 164		WON-LOST	WINNING	LAST 10	STRENGTH OF		OPP. STRENGTH	TEAM	ADJ	CONF.	ADJ CONF.
Average RPI Loss: 137		RECORD	PCT. RANK	GAMES	SCHEDULE		OF SCHEDULE	RPI	RPI	RPI	RPI
DIV. I ONLY		18-8-0	.69231	37	9-1-0		198	106	97	.52775	97
DIV. I NON-CONF.		13-7-0	.65	64	4-0-0		262	47	162	.49738	162
TOTALS		RPI 1-25	RPI 26-50		W-L RECORDS		RPI 51-100		RPI 101-150		RPI 150+
18-8-0	0-0-0	1-0-0		OVERALL		4-2-0		2-3-0		11-3-0	
12-1-0	0-0-0	0-0-0		HOME		3-0-0		2-1-0		7-0-0	
5-1-0	0-0-0	1-0-0		AWAY		0-0-0		0-0-0		4-1-0	
1-6-0	0-0-0	0-0-0		NEUTRAL		1-2-0		0-2-0		0-2-0	
13-7-0	0-0-0	1-0-0		NON-CONFERENCE		4-2-0		0-2-0		8-3-0	
10-0-0	0-0-0	0-0-0		HOME		3-0-0		0-0-0		7-0-0	
2-1-0	0-0-0	1-0-		AWAY		0-0-0		0-0-0		1-1-0	
1-6-0	0-0-0	0-0-0		NEUTRAL		1-2-0		0-2-0		0-2-0	
5-1-0	0-0-0	0-0-0		CONFERENCE		0-0-0		2-1-0		3-0-0	
2-1-0	0-0-0	0-0-0		HOME		0-0-0		2-1-0		0-0-0	
3-0-0	0-0-0	0-0-0		AWAY		0-0-0		0-0-0		3-0-0	
0-0-0	0-0-0	0-0-0		NEUTRAL		0-0-0		0-0-0		0-0-0	
RPI S	Opponent	Score	RPI S	Opponent	Score	RPI S	Opponent	Score	RPI S	Opponent	Score
			34 A	Iowa	7 6	75 N	Pittsburgh	6 5	117 H	VCU	2 4
						90 H	Purdue	11 9	117 H	VCU	9 0
						90 H	Purdue	7 3	117 H	VCU	7 1
						90 H	Purdue	15 1	134 N	Tol edo	8 16
						90 N	Purdue	2 5	134 N	Tol edo	1 4
						98 N	Notre Dame	3 7	155 A	Incarnate Word	2 3
									155 N	Incarnate Word	2 5
									165 A	SIUE	5 4
									165 H	SIUE	5 2
									205 H	Oakland	6 4
									205 H	Oakland	9 3
									205 H	Oakland	8 0
									212 N	Old Domi ni on	3 8
									218 A	Sai nt Joseph' s	10 0
									218 A	Sai nt Joseph' s	4 1
									218 A	Sai nt Joseph' s	7 3
									249 H	Chi cago St.	7 2
									249 H	Chi cago St.	4 0
									249 H	Chi cago St.	8 4
LAST 10 GAMES											
			117 H	VCU	9 0		218 A	Sai nt Joseph' s	7 3		
			117 H	VCU	7 1		218 A	Sai nt Joseph' s	4 1		
			117 H	VCU	2 4		34 A	Iowa	7 6		
			165 A	SIUE	5 4		90 H	Purdue	7 3		
			218 A	Sai nt Joseph' s	10 0		90 H	Purdue	11 9		

Non-Div. I Games:

Saint Louis

Average RPI Win:	97	WON-LOST RECORD	WINNING PCT. RANK	LAST 10 GAMES	STRENGTH OF SCHEDULE	OPP. STRENGTH OF SCHEDULE	TEAM RPI	ADJ RPI	CONF. RPI	ADJ CONF. RPI							
DIV. I ONLY	11-16-0	.40741	202	3-7-0	40	83	98	.52629	98	3	3						
DIV. I NON-CONF.	7-8-0	.46667	165	1-2-0	66	206	123	.51583	123	3	3						
<hr/>																	
TOTALS	RPI 1-25	RPI 26-50		W-L RECORDS	RPI 51-100		RPI 101-150		RPI 150+								
11-16-0	1-2-0	1-3-0		OVERALL	6-5-0		2-1-0		1-5-0								
3-3-0	0-0-0	0-0-0		HOME	1-1-0		2-1-0		0-1-0								
4-8-0	1-2-0	0-3-0		AWAY	3-3-0		0-0-0		0-0-0								
4-5-0	0-0-0	1-0-0		NEUTRAL	2-1-0		0-0-0		1-4-0								
7-8-0	0-0-0	1-0-0		NON-CONFERENCE	5-3-0		0-0-0		1-5-0								
1-2-0	0-0-0	0-0-0		HOME	1-1-0		0-0-0		0-1-0								
2-1-0	0-0-0	0-0-		AWAY	2-1-0		0-0-0		0-0-0								
4-5-0	0-0-0	1-0-0		NEUTRAL	2-1-0		0-0-0		1-4-0								
4-8-0	1-2-0	0-3-0		CONFERENCE	1-2-0		2-1-0		0-0-0								
2-1-0	0-0-0	0-0-0		HOME	0-0-0		2-1-0		0-0-0								
2-7-0	1-2-0	0-3-0		AWAY	1-2-0		0-0-0		0-0-0								
0-0-0	0-0-0	0-0-0		NEUTRAL	0-0-0		0-0-0		0-0-0								
RPI	S	Opponent	Score	RPI	S	Opponent	Score	RPI	S	Opponent	Score						
7	A	Florida St.	8 7	40	A	Duke	4 5	63	H	Kent St.	1 4	127	H	Wake Forest	5 2		
7	A	Florida St.	5 7	40	A	Duke	4 16	63	H	Kent St.	2 1	127	H	Wake Forest	7 6		
7	A	Florida St.	4 6	40	A	Duke	3 6	78	A	Mi ami (FL)	9 5	127	H	Wake Forest	3 9		
				43	N	Seton Hall	9 8	78	A	Mi ami (FL)	0 3	155	N	Incarnate Word	3 5		
								78	A	Mi ami (FL)	0 9	182	H	Northern Ill.	3 5		
								81	A	LSU	10 5	192	N	Seattle U	7 11		
								81	A	LSU	11 3	218	N	Saint Joseph's	8 10		
								81	A	LSU	6 7	218	N	Saint Joseph's	4 6		
								90	N	Purdue	4 2	268	N	Youngstown St.	8 0		
								90	N	Purdue	7 8						
								97	N	Saint Louis	7 3						
				LAST 10 GAMES													
				40 A Duke				4 16	127 H Wake Forest				3 9				
				40 A Duke				3 6	127 H Wake Forest				7 6				
				40 A Duke				4 5	127 H Wake Forest				5 2				
				63 H Kent St.				2 1	182 H Northern Ill.				3 5				
				63 H Kent St.				1 4	7 A Florida St.				5 7				

**Non-Div. I Games:**

Notre Dame

Average RPI Win: 96		WON-LOST RECORD		WINNING PCT. RANK		LAST 10 GAMES		STRENGTH OF SCHEDULE		OPP. STRENGTH OF SCHEDULE		TEAM RPI		ADJ RPI		CONF. RPI		ADJ CONF. RPI	
DIV. I ONLY		13-14-0		.48148 151		5-5-0		23		149		99		.52622 99		4		4	
DIV. I NON-CONF.		8-9-0		.47059 162		0-1-0		15		237		115		.51872 115		4		4	
TOTALS		RPI 1-25		RPI 26-50		W-L RECORDS		RPI 51-100		RPI 101-150		RPI 150+							
13-14-0		0-1-0		5-1-0		OVERALL		2-4-0		3-4-0		3-4-0							
9-9-0		0-1-0		5-1-0		HOME		1-2-0		1-3-0		2-2-0							
4-5-0		0-0-0		0-0-0		AWAY		1-2-0		2-1-0		1-2-0							
0-0-0		0-0-0		0-0-0		NEUTRAL		0-0-0		0-0-0		0-0-0							
8-9-0		0-1-0		2-1-0		NON-CONFERENCE		1-2-0		3-3-0		2-2-0							
6-8-0		0-1-0		2-1-0		HOME		1-2-0		1-2-0		2-2-0							
2-1-0		0-0-0		0-0-		AWAY		0-0-0		2-1-0		0-0-0							
0-0-0		0-0-0		0-0-0		NEUTRAL		0-0-0		0-0-0		0-0-0							
5-5-0		0-0-0		3-0-0		CONFERENCE		1-2-0		0-1-0		1-2-0							
3-1-0		0-0-0		3-0-0		HOME		0-0-0		0-1-0		0-0-0							
2-4-0		0-0-0		0-0-0		AWAY		1-2-0		0-0-0		1-2-0							
0-0-0		0-0-0		0-0-0		NEUTRAL		0-0-0		0-0-0		0-0-0							
RPI	S	Opponent		Score		RPI	S	Opponent		Score		RPI	S	Opponent		Score			
21	H	UNLV		3 10		26	H	Oregon		18 4		54	A	UCLA		1 12			
						26	H	Oregon		7 4		54	A	UCLA		4 5			
						26	H	Oregon		6 1		54	A	UCLA		4 0			
						49	H	Oklahoma St.		14 2		89	H	UNCW		0 9			
						49	H	Oklahoma St.		9 1		89	H	UNCW		9 4			
						49	H	Oklahoma St.		2 3		89	H	UNCW		1 3			

Non-Div. I Games:

Ari zona St.

Average RPI Win: 225		WON-LOST RECORD		WINNING PCT. RANK		LAST 10 GAMES		STRENGTH OF SCHEDULE		OPP. STRENGTH OF SCHEDULE		TEAM RPI		ADJ RPI		CONF. RPI		ADJ CONF. RPI	
DIV. I ONLY		15-7-0		.68182 41		3-5-0		195		248		100		.52543 100		12		12	
DIV. I NON-CONF.		15-7-0		.68182 57		3-5-0		214		253		100		.52543 100		12		12	
TOTALS		RPI 1-25		RPI 26-50		W-L RECORDS		RPI 51-100		RPI 101-150		RPI 150+							
15-7-0		0-3-0		0-0-0		OVERALL		1-1-0		0-0-0		14-3-0							
3-2-0		0-0-0		0-0-0		HOME		0-0-0		0-0-0		3-2-0							
3-4-0		0-3-0		0-0-0		AWAY		1-0-0		0-0-0		2-1-0							
9-1-0		0-0-0		0-0-0		NEUTRAL		0-1-0		0-0-0		9-0-0							
15-7-0		0-3-0		0-0-0		NON-CONFERENCE		1-1-0		0-0-0		14-3-0							
3-2-0		0-0-0		0-0-0		HOME		0-0-0		0-0-0		3-2-0							
3-4-0		0-3-0		0-0-		AWAY		1-0-0		0-0-0		2-1-0							
9-1-0		0-0-0		0-0-0		NEUTRAL		0-1-0		0-0-0		9-0-0							
0-0-0		0-0-0		0-0-0		CONFERENCE		0-0-0		0-0-0		0-0-0							
0-0-0		0-0-0		0-0-0		HOME		0-0-0		0-0-0		0-0-0							
0-0-0		0-0-0		0-0-0		AWAY		0-0-0		0-0-0		0-0-0							
0-0-0		0-0-0		0-0-0		NEUTRAL		0-0-0		0-0-0		0-0-0							
RPI	S	Opponent		Score		RPI	S	Opponent		Score		RPI	S	Opponent		Score			
18	A	Indiana		0	13			75	N	Pittsburgh		0	3	162	N	Eastern Ky.		6	5
18	A	Indiana		3	10			89	A	UNCW		6	2	163	H	Valparaiso		2	9
18	A	Indiana		5	6									191	H	Ball St.		6	2
														210	N	George Mason		5	4
														210	N	George Mason		12	1
														210	N	George Mason		3	0
														210	N	George Mason		5	3
														225	N	Lehigh		12	1
														225	N	Lehigh		15	6
														237	A	Western Mich.		13	3
														237	A	Western Mich.		1	4
														237	A	Western Mich.		3	0
														289	H	Fort Wayne		8	7
														289	H	Fort Wayne		1	5
														289	H	Fort Wayne		8	7
														293	N	Saint Peter's		19	1
														293	N	Saint Peter's		5	1
LAST 10 GAMES																			
18	A	Indiana		3	10	237	A	Western Mich.		1	4								
18	A	Indiana		5	6	237	A	Western Mich.		3	0								
18	A	Indiana		0	13	191	H	Ball St.		6	2								
163	H	Valparaiso		2	9	289	H	Fort Wayne		8	7								
237	A	Western Mich.		13	3	289	H	Fort Wayne		1	5								

Non-Div. I Games: St. Francis (IN) 11 1 Anderson (IN) 13 4

Butler

U  
C  
I  
r  
v  
i  
n  
e

UC I rvi ne

Average RPI Win: 168		WON-LOST	WINNING	LAST 10	STRENGTH OF		OPP. STRENGTH	TEAM	ADJ	CONF.	ADJ CONF.						
Average RPI Loss: 85		RECORD	PCT. RANK	GAMES	SCHEDULE		OF SCHEDULE	RPI	RPI	RPI	RPI						
DIV. I ONLY		16-10-0	.61538	69	6-4-0		158	78	102	.52503	102	4	4				
DIV. I NON-CONF.		13-6-0	.68421	55	4-0-0		105	138	59	.55194	59	4	4				
-----																	
TOTALS		RPI 1-25		RPI 26-50		W-L RECORDS		RPI 51-100		RPI 101-150		RPI 150+					
16-10-0		0-1-0		1-2-0		OVERALL		2-5-0		3-0-0		10-2-0					
14-1-0		0-0-0		1-0-0		HOME		0-0-0		3-0-0		10-1-0					
1-6-0		0-0-0		0-1-0		AWAY		1-5-0		0-0-0		0-0-0					
1-3-0		0-1-0		0-1-0		NEUTRAL		1-0-0		0-0-0		0-1-0					
13-6-0		0-1-0		1-2-0		NON-CONFERENCE		1-2-0		3-0-0		8-1-0					
12-0-0		0-0-0		1-0-0		HOME		0-0-0		3-0-0		8-0-0					
0-3-0		0-0-0		0-0-		AWAY		0-2-0		0-0-0		0-0-0					
1-3-0		0-1-0		0-1-0		NEUTRAL		1-0-0		0-0-0		0-1-0					
3-4-0		0-0-0		0-0-0		CONFERENCE		1-3-0		0-0-0		2-1-0					
2-1-0		0-0-0		0-0-0		HOME		0-0-0		0-0-0		2-1-0					
1-3-0		0-0-0		0-0-0		AWAY		1-3-0		0-0-0		0-0-0					
0-0-0		0-0-0		0-0-0		NEUTRAL		0-0-0		0-0-0		0-0-0					
RPI	S	Opponent		Score		RPI	S	Opponent		Score		RPI	S	Opponent		Score	
11	N	Arkansas		0 1		48	N	Illinois		3 4		51	A	Minnesota		2 3	
						50	A	San Diego St.		2 3		66	A	San Di ego		3 5	
						50	H	San Di ego St.		13 4		73	A	Washing ton		2 3	
												73	A	Washi ngton		1 7	
												73	A	Washi ngton		0 1	
												82	N	Mi chi gan		9 5	
												99	A	Ari zona St.		6 2	
	</																

Non-Div. I Games:

Ari zona

Average RPI Win:		117	WON-LOST RECORD		WINNING PCT. RANK		LAST 10 GAMES		STRENGTH OF SCHEDULE		OPP. STRENGTH OF SCHEDULE		TEAM RPI		ADJ RPI		CONF. RPI		ADJ CONF. RPI	
DIV. I ONLY			11-15-0		.42308 194		3-7-0		44		48		103		.52443 103		3		3	
DIV. I NON-CONF.			6-8-0		.42857 181		0-1-0		72		123		131		.51061 131		3		3	
TOTALS		RPI 1-25		RPI 26-50		W-L RECORDS		RPI 51-100		RPI 101-150		RPI 150+								
11-15-0		1-3-0		2-4-0		OVERALL		4-6-0		0-1-0		4-1-0								
4-4-0		1-2-0		0-0-0		HOME		2-1-0		0-0-0		1-1-0								
2-7-0		0-1-0		1-3-0		AWAY		1-2-0		0-1-0		0-0-0								
5-4-0		0-0-0		1-1-0		NEUTRAL		1-3-0		0-0-0		3-0-0								
6-8-0		0-1-0		1-2-0		NON-CONFERENCE		1-3-0		0-1-0		4-1-0								
1-1-0		0-0-0		0-0-0		HOME		0-0-0		0-0-0		1-1-0								
0-3-0		0-1-0		0-0-		AWAY		0-0-0		0-1-0		0-0-0								
5-4-0		0-0-0		1-1-0		NEUTRAL		1-3-0		0-0-0		3-0-0								
5-7-0		1-2-0		1-2-0		CONFERENCE		3-3-0		0-0-0		0-0-0								
3-3-0		1-2-0		0-0-0		HOME		2-1-0		0-0-0		0-0-0								
2-4-0		0-0-0		1-2-0		AWAY		1-2-0		0-0-0		0-0-0								
0-0-0		0-0-0		0-0-0		NEUTRAL		0-0-0		0-0-0		0-0-0								
RPI	S	Opponent		Score		RPI	S	Opponent		Score		RPI	S	Opponent		Score				
17	H	NC State		10 2		31	A	Stetson		1 2		59	N	Wagner		18 7				
17	H	NC State		0 1		34	N	Iowa		1 2		60	N	South Ala.		5 7				
17	H	NC State		2 14		35	A	Georgia Tech		6 10		69	N	Kansas St.		5 6				
19	A	Coastal Caro.		2 17		35	A	Georgia Tech		9 16		75	H	Pittsburgh		4 1				
						35	A	Georgia Tech		10 8		75	H	Pittsburgh		10 15				
						46	N	Oklahoma		14 6		75	H	Pittsburgh		3 1				
												90	N	Purdue		5 12				
												93	A	Boston College		2 6				
												93	A	Boston College		4 7				
												93	A	Boston College		5 2				
LAST 10 GAMES						LAST 10 GAMES						LAST 10 GAMES								
						17	H	NC State		0 1		93	A	Boston College		2 6				
						17	H	NC State		2 14		93	A	Boston College		4 7				
						17	H	NC State		10 2		35	A	Georgia Tech		6 10				
						153	H	Liberty		3 4		35	A	Georgia Tech		10 8				
						93	A	Boston College		5 2		35	A	Georgia Tech		9 16				

**Non-Div. I Games:**

Vi rgi ni a Tech

[illegible]

**Non-Div. I Games:**

Loyola Marymount



Average RPI Win:	153	WON-LOST RECORD	WINNING PCT. RANK	LAST 10 GAMES	STRENGTH OF SCHEDULE	OPP. STRENGTH OF SCHEDULE	TEAM RPI	ADJ RPI	CONF. RPI	ADJ CONF. RPI			
DIV. I ONLY		14-13-0	.51852 138	3-6-0	78	88	105	.52414 105	17	17			
DIV. I NON-CONF.		11-6-0	.64706 67	1-1-0	70	70	32	.56953 32	19	19			
<hr/>													
TOTALS	RPI 1-25		RPI 26-50	W-L RECORDS		RPI 51-100		RPI 101-150		RPI 150+			
14-13-0	0-1-0		1-6-0	OVERALL		3-1-0		5-5-0		5-0-0			
8-8-0	0-1-0		0-3-0	HOME		1-0-0		3-4-0		4-0-0			
6-5-0	0-0-0		1-2-0	AWAY		2-1-0		2-1-0		1-0-0			
0-0-0	0-0-0		0-0-0	NEUTRAL		0-0-0		0-0-0		0-0-0			
11-6-0	0-1-0		1-3-0	NON-CONFERENCE		3-1-0		3-1-0		4-0-0			
7-2-0	0-1-0		0-0-0	HOME		1-0-0		3-1-0		3-0-0			
4-4-0	0-0-0		1-0-	AWAY		2-1-0		0-0-0		1-0-0			
0-0-0	0-0-0		0-0-0	NEUTRAL		0-0-0		0-0-0		0-0-0			
3-7-0	0-0-0		0-3-0	CONFERENCE		0-0-0		2-4-0		1-0-0			
1-6-0	0-0-0		0-3-0	HOME		0-0-0		0-3-0		1-0-0			
2-1-0	0-0-0		0-0-0	AWAY		0-0-0		2-1-0		0-0-0			
0-0-0	0-0-0		0-0-0	NEUTRAL		0-0-0		0-0-0		0-0-0			
RPI S Opponent	Score		RPI S Opponent	Score		RPI S Opponent	Score		RPI S Opponent	Score			
15 H Texas A&M	3 5		44 H Sam Houston St.	3 5		91 A UT Arlington	9 7		133 A Northwestern St.	6 7			
			44 H Sam Houston St.	1 3		91 A UT Arlington	3 6		133 A Northwestern St.	8 3			
			44 H Sam Houston St.	0 9		91 A UT Arlington	2 1		133 A Northwestern St.	6 1			
			46 A Oklahoma	3 7		92 H Mississippi St.	6 3		136 H New Orleans	5 6			
			46 A Oklahoma	2 3					136 H New Orleans	0 2			
			46 A Oklahoma	7 11					136 H New Orleans	8 13			
			46 A Oklahoma	14 4					140 H Utah Valley	15 9			
									140 H Utah Valley	12 6			
									140 H Utah Valley	5 6			
									140 H Utah Valley	6 0			
									199 H Columbia	6 3			
									221 H UC Santa Barbara	2 1			
									230 A UTRGV	5 4			
									230 H UTRGV	6 5			
									254 H Nicholas St.	12 1			
<hr/>													
LAST 10 GAMES													
136 H New Orleans					5 6		133 A Northwestern St.					6 7	
136 H New Orleans					0 2		133 A Northwestern St.					6 1	
136 H New Orleans					8 13		230 H UTRGV					6 5	
15 H Texas A&M					3 5		44 H Sam Houston St.					0 9	
133 A Northwestern St.					8 3		44 H Sam Houston St.					3 5	

Non-Div. I Games: Houston-Victoria 11 0 Houston-Victoria 10 0

A&M-Corpus Christi

Average RPI Win:		156	WON-LOST RECORD		WINNING PCT. RANK	LAST 10 GAMES	STRENGTH OF SCHEDULE		OPP. STRENGTH OF SCHEDULE	TEAM RPI	ADJ RPI	CONF. RPI	ADJ CONF. RPI				
DIV. I ONLY			17-11-0		.60714	75	7-3-0		109	148	106	.52384	106	17	17		
DIV. I NON-CONF.			8-8-0		.5	141	0-2-0		94	156	185	.48322	185	19	19		
TOTALS		RPI 1-25		RPI 26-50		W-L RECORDS		RPI 51-100		RPI 101-150		RPI 150+					
17-11-0		2-2-0		1-3-0		OVERALL		0-0-0		5-2-0		9-4-0					
13-8-0		2-2-0		1-3-0		HOME		0-0-0		2-1-0		8-2-0					
4-3-0		0-0-0		0-0-0		AWAY		0-0-0		3-1-0		1-2-0					
0-0-0		0-0-0		0-0-0		NEUTRAL		0-0-0		0-0-0		0-0-0					
8-8-0		2-2-0		1-3-0		NON-CONFERENCE		0-0-0		0-1-0		5-2-0					
8-7-0		2-2-0		1-3-0		HOME		0-0-0		0-0-0		5-2-0					
0-1-0		0-0-0		0-0-		AWAY		0-0-0		0-1-0		0-0-0					
0-0-0		0-0-0		0-0-0		NEUTRAL		0-0-0		0-0-0		0-0-0					
9-3-0		0-0-0		0-0-0		CONFERENCE		0-0-0		5-1-0		4-2-0					
5-1-0		0-0-0		0-0-0		HOME		0-0-0		2-1-0		3-0-0					
4-2-0		0-0-0		0-0-0		AWAY		0-0-0		3-0-0		1-2-0					
0-0-0		0-0-0		0-0-0		NEUTRAL		0-0-0		0-0-0		0-0-0					
RPI	S	Opponent		Score		RPI	S	Opponent		Score		RPI	S	Opponent		Score	
6	H	Wichita St.		6	9	28	H	Missouri St.		2	5	133	H	Northwestern St.		3	0
14	H	Creighton		7	6	28	H	Missouri St.		1	0	133	H	Northwestern St.		12	1
14	H	Creighton		5	12	41	H	Little Rock		5	6	133	H	Northwestern St.		4	6
14	H	Creighton		6	2	49	H	Oklahoma St.		1	3	136	A	New Orleans		5	3
												136	A	New Orleans		4	2
												136	A	New Orleans		16	7
												147	A	Oral Roberts		3	4
												155	H	Incarnate Word		6	5
												155	H	Incarnate Word		8	3
												155	H	Incarnate Word		4	3
												170	A	McNeese		3	8
												170	A	McNeese		5	6
												170	A	McNeese		6	1
												182	H	Northern Ill.		4	9
												182	H	Northern Ill.		3	2
												182	H	Northern Ill.		3	6
												264	H	Southeast Mo. St.		7	3
												264	H	Southeast Mo. St.		5	4
												287	H	Mississippi Val.		27	2
												287	H	Mississippi Val.		19	4
						LAST 10 GAMES											
						133 H Northwestern St.		4	6	136 A New Orleans		16	7				
						133 H Northwestern St.		3	0	136 A New Orleans		4	2				
						133 H Northwestern St.		12	1	49 H Oklahoma St.		1	3				
						6 H Wichita St.		6	9	155 H Incarnate Word		6	5				
						136 A New Orleans		5	3	155 H Incarnate Word		8	3				

Non-Div. I Games:

Central Ark.

Average RPI Win:		161	WON-LOST RECORD		WINNING PCT. RANK		LAST 10 GAMES		STRENGTH OF SCHEDULE		OPP. STRENGTH OF SCHEDULE		TEAM RPI		ADJ RPI		CONF. RPI		ADJ CONF. RPI	
DIV. I ONLY			10-15-0		.4 204		5-5-0		28		164		107		.52257 107		6		6	
DIV. I NON-CONF.			5-8-0		.38462 201		1-0-0		27		238		101		.5252 101		9		9	
TOTALS		RPI 1-25		RPI 26-50		W-L RECORDS		RPI 51-100		RPI 101-150		RPI 150+								
10-15-0		1-3-0		1-2-0		OVERALL		1-5-0		1-2-0		6-3-0								
5-3-0		1-2-0		0-0-0		HOME		0-0-0		0-0-0		4-1-0								
4-10-0		0-1-0		1-2-0		AWAY		1-5-0		1-2-0		1-0-0								
1-2-0		0-0-0		0-0-0		NEUTRAL		0-0-0		0-0-0		1-2-0								
5-8-0		0-1-0		0-0-0		NON-CONFERENCE		1-5-0		0-0-0		4-2-0								
2-0-0		0-0-0		0-0-0		HOME		0-0-0		0-0-0		2-0-0								
2-6-0		0-1-0		0-0-		AWAY		1-5-0		0-0-0		1-0-0								
1-2-0		0-0-0		0-0-0		NEUTRAL		0-0-0		0-0-0		1-2-0								
5-7-0		1-2-0		1-2-0		CONFERENCE		0-0-0		1-2-0		2-1-0								
3-3-0		1-2-0		0-0-0		HOME		0-0-0		0-0-0		2-1-0								
2-4-0		0-0-0		1-2-0		AWAY		0-0-0		1-2-0		0-0-0								
0-0-0		0-0-0		0-0-0		NEUTRAL		0-0-0		0-0-0		0-0-0								
RPI	S	Opponent		Score		RPI	S	Opponent		Score		RPI	S	Opponent		Score				
17	A	NC State		5	15	50	A	San Di ego St.		2	3	62	A	DBU		11	7			
21	H	UNLV		15	19	50	A	San Di ego St.		2	3	62	A	DBU		10	4			
21	H	UNLV		15	12	50	A	San Di ego St.		7	3	62	A	DBU		4	7			
21	H	UNLV		6	11							79	A	Hawai i		11	10			
												79	A	Hawai i		1	16			
												79	A	Hawai i		4	6			
												204	H	San Jose St.		19	3			
												204	H	San Jose St.		1	3			
												204	H	San Jose St.		5	4			
												234	A	Northern Colo.		12	6			
												269	H	South Dakota St.		8	7			
												269	H	South Dakota St.		11	7			
LAST 10 GAMES																				
204 H San Jose St.						19	3	116 A New Mexi co						10	4					
204 H San Jose St.						1	3	234 A Northern Colo.						12	6					
204 H San Jose St.						5	4	21 H UNLV						15	12					
116 A New Mexico						4	7	21 H UNLV						15	19					
116 A New Mexico						11	12	21 H UNLV						6	11					

Non-Div. I Games: Adams St. 7 6

Air Force

Average RPI Win:		151	WON-LOST RECORD		WINNING PCT. RANK		LAST 10 GAMES		STRENGTH OF SCHEDULE		OPP. STRENGTH OF SCHEDULE		TEAM RPI		ADJ RPI		CONF. RPI		ADJ CONF. RPI				
DIV. I ONLY			13-14-0		.48148 151		6-4-0		55		53		108		.52256 108		7 7						
DIV. I NON-CONF.			7-11-0		.38889 198		0-1-0		18		97		93		.52874 93		5 5						
TOTALS		RPI 1-25		RPI 26-50		W-L RECORDS				RPI 51-100		RPI 101-150				RPI 150+							
13-14-0		2-4-0		0-7-0		OVERALL				1-0-0		2-1-0				8-2-0							
11-6-0		1-2-0		0-1-0		HOME				1-0-0		2-1-0				7-2-0							
2-8-0		1-2-0		0-6-0		AWAY				0-0-0		0-0-0				1-0-0							
0-0-0		0-0-0		0-0-0		NEUTRAL				0-0-0		0-0-0				0-0-0							
7-11-0		1-2-0		0-7-0		NON-CONFERENCE				1-0-0		0-0-0				5-2-0							
5-3-0		0-0-0		0-1-0		HOME				1-0-0		0-0-0				4-2-0							
2-8-0		1-2-0		0-0-		AWAY				0-0-0		0-0-0				1-0-0							
0-0-0		0-0-0		0-0-0		NEUTRAL				0-0-0		0-0-0				0-0-0							
6-3-0		1-2-0		0-0-0		CONFERENCE				0-0-0		2-1-0				3-0-0							
6-3-0		1-2-0		0-0-0		HOME				0-0-0		2-1-0				3-0-0							
0-0-0		0-0-0		0-0-0		AWAY				0-0-0		0-0-0				0-0-0							
0-0-0		0-0-0		0-0-0		NEUTRAL				0-0-0		0-0-0				0-0-0							
RPI	S	Opponent		Score		RPI	S	Opponent		Score		RPI	S	Opponent		Score							
8	A	Georgi a		9	22	30	A	Col. of Charleston		0	3	80	H	Holy Cross		10	5	109	H	Loui si ana	5	4	
8	A	Georgi a		8	3	32	A	Mercer		8	11							109	H	Loui si ana	2	11	
8	A	Georgi a		3	4	35	A	Georgi a Tech		1	3							109	H	Loui si ana	6	3	
19	H	Coastal Caro.		3	7	35	H	Georgi a Tech		1	7							161	H	El on	5	4	
19	H	Coastal Caro.		2	15	39	A	Southern Mi ss.		2	3							161	H	El on	2	3	
19	H	Coastal Caro.		5	4	39	A	Southern Mi ss.		3	4							161	H	El on	2	4	
						39	A	Southern Mi ss.		2	8							195	H	Appal achi an St.	11	4	
						LAST 10 GAMES																	
						19	H	Coastal Caro.		5	4	195	H	Appal achi an St.		7	1						
						19	H	Coastal Caro.		2	15	195	H	Appal achi an St.		2	0						
						19	H	Coastal Caro.		3	7	109	H	Loui si ana		5	4						
						35	A	Georgi a Tech		1	3	109	H	Loui si ana		2	11						
						195	H	Appal achi an St.		11	4	109	H	Loui si ana		6	3						

Non-Div. I Games:

Ga. Southern

Average RPI Win: 109		WON-LOST	WINNING	LAST 10	STRENGTH OF		OPP. STRENGTH	TEAM	ADJ		CONF.	ADJ CONF.
Average RPI Loss: 90		RECORD	PCT. RANK	GAMES	SCHEDULE		OF SCHEDULE	RPI	RPI		RPI	RPI
DIV. I ONLY		12-15-0	.44444	184	5-5-0		70	58	109		7	7
DIV. I NON-CONF.		8-7-0	.53333	128	2-0-0		56	86	68		5	5
TOTALS		RPI 1-25	RPI 26-50		W-L RECORDS		RPI 51-100		RPI 101-150		RPI 150+	
12-15-0		0-1-0	3-4-0		OVERALL		3-3-0		3-5-0		3-2-0	
5-6-0		0-0-0	1-2-0		HOME		2-2-0		0-0-0		2-2-0	
5-7-0		0-0-0	1-2-0		AWAY		0-0-0		3-5-0		1-0-0	
2-2-0		0-1-0	1-0-0		NEUTRAL		1-1-0		0-0-0		0-0-0	
8-7-0		0-1-0	2-2-0		NON-CONFERENCE		2-1-0		1-1-0		3-2-0	
3-2-0		0-0-0	0-0-0		HOME		1-0-0		0-0-0		2-2-0	
3-3-0		0-0-0	1-0-		AWAY		0-0-0		1-1-0		1-0-0	
2-2-0		0-1-0	1-0-0		NEUTRAL		1-1-0		0-0-0		0-0-0	
4-8-0		0-0-0	1-2-0		CONFERENCE		1-2-0		2-4-0		0-0-0	
2-4-0		0-0-0	1-2-0		HOME		1-2-0		0-0-0		0-0-0	
2-4-0		0-0-0	0-0-0		AWAY		0-0-0		2-4-0		0-0-0	
0-0-0		0-0-0	0-0-0		NEUTRAL		0-0-0		0-0-0		0-0-0	
RPI S	Opponent	Score	RPI S	Opponent	Score	RPI S	Opponent	Score	RPI S	Opponent	Score	
20 N	Kentucky	4 10	29 N	Vanderbilt	3 0	60 H	South Ala.	2 1	108 A	Ga. Southern	3 6	
			38 H	Troy	4 3	60 H	South Ala.	5 11	108 A	Ga. Southern	4 5	
			38 H	Troy	2 6	60 H	South Ala.	3 7	108 A	Ga. Southern	11 2	
			38 H	Troy	5 8	81 H	LSU	4 3	126 A	Southeastern La.	2 5	
			45 A	Texas	3 5	81 N	LSU	3 1	131 A	Arkansas St.	7 8	
			45 A	Texas	2 1	92 N	Mississippi St.	1 3	131 A	Arkansas St.	2 14	
			45 A	Texas	0 3				131 A	Arkansas St.	6 1	
									144 A	Tulane	5 2	
									170 A	McNeese	5 2	
									171 H	Wright St.	3 4	
									171 H	Wright St.	2 8	
									171 H	Wright St.	6 3	
									254 H	Nicholls St.	2 1	
LAST 10 GAMES												
			131 A	Arkansas St.	6 1	38 H	Troy	5 8				
			131 A	Arkansas St.	2 14	38 H	Troy	2 6				
			131 A	Arkansas St.	7 8	170 A	McNeese	5 2				
			81 N	LSU	3 1	108 A	Ga. Southern	4 5				
			38 H	Troy	4 3	108 A	Ga. Southern	11 2				

Non-Div. I Games:

Louisiana

Average RPI Win: 127		WON-LOST	WINNING	LAST 10	STRENGTH OF		OPP. STRENGTH	TEAM	ADJ	CONF.	ADJ CONF.
Average RPI Loss: 160		RECORD	PCT. RANK	GAMES	SCHEDULE		OF SCHEDULE	RPI	RPI	RPI	RPI
DIV. I ONLY		15-10-0	.6	81	5-4-0		256	19	110	.52001	110
DIV. I NON-CONF.		10-6-0	.625	83	1-1-0		288	1	127	.51298	127
TOTALS		RPI 1-25	RPI 26-50		W-L RECORDS		RPI 51-100		RPI 101-150		RPI 150+
15-10-0	0-0-0	0-0-0		OVERALL		7-2-0		2-1-0		6-7-0	
5-1-0	0-0-0	0-0-0		HOME		5-1-0		0-0-0		0-0-0	
10-9-0	0-0-0	0-0-0		AWAY		2-1-0		2-1-0		6-7-0	
0-0-0	0-0-0	0-0-0		NEUTRAL		0-0-0		0-0-0		0-0-0	
10-6-0	0-0-0	0-0-0		NON-CONFERENCE		5-1-0		2-1-0		3-4-0	
3-0-0	0-0-0	0-0-0		HOME		3-0-0		0-0-0		0-0-0	
7-6-0	0-0-0	0-0-		AWAY		2-1-0		2-1-0		3-4-0	
0-0-0	0-0-0	0-0-0		NEUTRAL		0-0-0		0-0-0		0-0-0	
5-4-0	0-0-0	0-0-0		CONFERENCE		2-1-0		0-0-0		3-3-0	
2-1-0	0-0-0	0-0-0		HOME		2-1-0		0-0-0		0-0-0	
3-3-0	0-0-0	0-0-0		AWAY		0-0-0		0-0-0		3-3-0	
0-0-0	0-0-0	0-0-0		NEUTRAL		0-0-0		0-0-0		0-0-0	
RPI S	Opponent	Score	RPI S	Opponent	Score	RPI S	Opponent	Score	RPI S	Opponent	Score
						72 H	Xavier	7 5	120 A	Long Beach St.	1 4
						72 H	Xavier	9 1	120 A	Long Beach St.	6 2
						72 H	Xavier	1 0	120 A	Long Beach St.	4 1
						88 H	Gonzaga	3 2	166 A	Washington St.	3 1
						88 H	Gonzaga	2 1	166 A	Washington St.	1 2
						88 H	Gonzaga	0 3	166 A	Washington St.	4 3
						99 A	Arizona St.	1 2	166 A	Washington St.	6 7
						99 A	Arizona St.	6 5	175 A	Santa Clara	4 5
						99 A	Arizona St.	6 1	175 A	Santa Clara	6 5
									175 A	Santa Clara	7 0
									181 A	UC Davis	6 10
									196 A	Portland	2 4
									196 A	Portland	6 2
									196 A	Portland	4 7
									204 A	San Jose St.	5 2
									208 A	CSU Bakersfield	2 3
LAST 10 GAMES											
						88 H	Gonzaga	2 1	175 A	Santa Clara	7 0
						88 H	Gonzaga	0 3	175 A	Santa Clara	6 5
						88 H	Gonzaga	3 2	175 A	Santa Clara	4 5
						204 A	San Jose St.	5 2	196 A	Portland	2 4
						181 A	UC Davis	6 10	196 A	Portland	6 2

Non-Div. I Games:

Saint Mary's (CA)

[illegible]

**Non-Div. I Games:**

Southern California

Average RPI Win:	170	WON-LOST RECORD	WINNING PCT. RANK	LAST 10 GAMES	STRENGTH OF SCHEDULE	OPP. STRENGTH OF SCHEDULE	TEAM RPI	ADJ RPI	CONF. RPI	ADJ CONF. RPI	
Average RPI Loss:	113										
DIV. I ONLY	15-9-0	.625	61	6-4-0	166	120	112	.51649	112	19	19
DIV. I NON-CONF.	9-6-0	.6	96	0-3-0	137	95	108	.52135	108	17	17
<hr/>											
TOTALS	RPI 1-25	RPI 26-50		W-L RECORDS		RPI 51-100		RPI 101-150		RPI 150+	
15-9-0	0-0-0	0-0-0		OVERALL		1-5-0		6-2-0		8-2-0	
10-6-0	0-0-0	0-0-0		HOME		1-5-0		4-0-0		5-1-0	
5-3-0	0-0-0	0-0-0		AWAY		0-0-0		2-2-0		3-1-0	
0-0-0	0-0-0	0-0-0		NEUTRAL		0-0-0		0-0-0		0-0-0	
9-6-0	0-0-0	0-0-0		NON-CONFERENCE		0-3-0		6-2-0		3-1-0	
6-4-0	0-0-0	0-0-0		HOME		0-3-0		4-0-0		2-1-0	
3-2-0	0-0-0	0-0-		AWAY		0-0-0		2-2-0		1-0-0	
0-0-0	0-0-0	0-0-0		NEUTRAL		0-0-0		0-0-0		0-0-0	
6-3-0	0-0-0	0-0-0		CONFERENCE		1-2-0		0-0-0		5-1-0	
4-2-0	0-0-0	0-0-0		HOME		1-2-0		0-0-0		3-0-0	
2-1-0	0-0-0	0-0-0		AWAY		0-0-0		0-0-0		2-1-0	
0-0-0	0-0-0	0-0-0		NEUTRAL		0-0-0		0-0-0		0-0-0	
RPI	S	Opponent	Score	RPI	S	Opponent	Score	RPI	S	Opponent	Score
				56 H Jacksonville 6 17				122 H Kennesaw St. 3 1			
				56 H Jacksonville 4 6				125 H Southern Ill. 7 4			
				56 H Jacksonville 1 4				125 H Southern Ill. 10 9			
				76 H Austin Peay 4 6				125 H Southern Ill. 6 0			
				76 H Austin Peay 4 7				141 A FIU 12 6			
				76 H Austin Peay 13 0				141 A FIU 2 7			
								141 A FIU 13 6			
								148 A Samford 3 9			
								158 A UAB 4 2			
								184 A Eastern Ill. 11 0			
								184 A Eastern Ill. 7 0			
								184 A Eastern Ill. 5 9			
								220 H Radford 4 2			
								220 H Radford 5 0			
								220 H Radford 5 9			
								244 H Murray St. 13 4			
								244 H Murray St. 21 3			
								244 H Murray St. 5 3			
LAST 10 GAMES											
244 H Murray St. 13 4				56 H Jacksonville 4 6							
244 H Murray St. 21 3				184 A Eastern Ill. 7 0							
244 H Murray St. 5 3				184 A Eastern Ill. 5 9							
56 H Jacksonville 1 4				184 A Eastern Ill. 11 0							
56 H Jacksonville 6 17				76 H Austin Peay 13 0							

Non-Div. I Games:

Jacksonville St.



Average RPI Win: 157		WON-LOST	WINNING	LAST 10	STRENGTH OF	OPP. STRENGTH	TEAM	ADJ	CONF.	ADJ CONF.		
Average RPI Loss: 149		RECORD	PCT. RANK	GAMES	SCHEDULE	OF SCHEDULE	RPI	RPI	RPI	RPI		
DIV. I ONLY		15-10-0	.6	81	6-4-0	210	89	113	.51634	113	9	9
DIV. I NON-CONF.		11-7-0	.61111	87	2-2-0	170	71	75	.54202	75	8	8
TOTALS		RPI 1-25	RPI 26-50		W-L RECORDS	RPI 51-100		RPI 101-150		RPI 150+		
15-10-0	0-1-0		2-1-0		OVERALL	2-3-0		4-0-0		7-5-0		
3-3-0	0-0-0		0-0-0		HOME	1-0-0		0-0-0		2-3-0		
7-5-0	0-0-0		2-1-0		AWAY	1-2-0		0-0-0		4-2-0		
5-2-0	0-1-0		0-0-0		NEUTRAL	0-1-0		4-0-0		1-0-0		
11-7-0	0-0-0		2-1-0		NON-CONFERENCE	2-3-0		4-0-0		3-3-0		
1-2-0	0-0-0		0-0-0		HOME	1-0-0		0-0-0		0-2-0		
5-4-0	0-0-0		2-0-		AWAY	1-2-0		0-0-0		2-1-0		
5-1-0	0-0-0		0-0-0		NEUTRAL	0-1-0		4-0-0		1-0-0		
4-3-0	0-1-0		0-0-0		CONFERENCE	0-0-0		0-0-0		4-2-0		
2-1-0	0-0-0		0-0-0		HOME	0-0-0		0-0-0		2-1-0		
2-1-0	0-0-0		0-0-0		AWAY	0-0-0		0-0-0		2-1-0		
0-1-0	0-1-0		0-0-0		NEUTRAL	0-0-0		0-0-0		0-0-0		
RPI S Opponent	Score	RPI S Opponent	Score	RPI S Opponent	Score	RPI S Opponent	Score	RPI S Opponent	Score			
18 N Indiana	6 <span>7</span>	36 A FGCU	13 9	59 H Wagner	11 4	124 N Army West Point	5 1					
		36 A FGCU	8 <span>9</span>	78 A Miami (FL)	5 <span>8</span>	124 N Army West Point	15 7					
		36 A FGCU	6 3	78 A Miami (FL)	1 <span>7</span>	124 N Army West Point	11 6					
				78 A Miami (FL)	7 5	141 N FIU	6 3					
				93 N Boston College	6 <span>11</span>	212 A Old Dominion	3 <span>4</span>					
						212 A Old Dominion	9 6					
						212 A Old Dominion	7 6					
						228 H Penn St.	3 <span>9</span>					
						228 H Penn St.	1 0					
						228 H Penn St.	4 1					
						232 H Princeton	5 <span>6</span>					
						242 A Michigan St.	6 4					
						242 A Michigan St.	8 4					
						242 A Michigan St.	0 <span>6</span>					
						265 N St. Bonaventure	13 4					
						276 H Iona	3 <span>12</span>					
LAST 10 GAMES				LAST 10 GAMES								
242 A Michigan St.	0 <span>6</span>	228 H Penn St.	1 0									
242 A Michigan St.	6 4	228 H Penn St.	4 1									
242 A Michigan St.	8 4	36 A FGCU	8 <span>9</span>									
232 H Princeton	5 <span>6</span>	36 A FGCU	6 3									
228 H Penn St.	3 <span>9</span>	36 A FGCU	13 9									

Non-Div. I Games:

Rutgers

Average RPI Win:	204	WON-LOST RECORD	WINNING PCT. RANK	LAST 10 GAMES	STRENGTH OF SCHEDULE	OPP. STRENGTH OF SCHEDULE	TEAM RPI	ADJ RPI	CONF. RPI	ADJ CONF. RPI					
DIV. I ONLY		13-12-0	.52	133	7-3-0	219	185	114	.51618	114	27	27			
DIV. I NON-CONF.		10-12-0	.45455	171	4-3-0	125	191	86	.53336	86	27	27			
<hr/>															
TOTALS	RPI 1-25		RPI 26-50		W-L RECORDS		RPI 51-100		RPI 101-150		RPI 150+				
13-12-0	0-0-0		0-3-0		OVERALL		1-2-0		2-4-0		10-3-0				
0-0-0	0-0-0		0-0-0		HOME		0-0-0		0-0-0		0-0-0				
12-12-0	0-0-0		0-3-0		AWAY		1-2-0		2-4-0		9-3-0				
1-0-0	0-0-0		0-0-0		NEUTRAL		0-0-0		0-0-0		1-0-0				
<hr/>															
10-12-0	0-0-0		0-3-0		NON-CONFERENCE		1-2-0		2-4-0		7-3-0				
0-0-0	0-0-0		0-0-0		HOME		0-0-0		0-0-0		0-0-0				
10-12-0	0-0-0		0-0-		AWAY		1-2-0		2-4-0		7-3-0				
0-0-0	0-0-0		0-0-0		NEUTRAL		0-0-0		0-0-0		0-0-0				
<hr/>															
3-0-0	0-0-0		0-0-0		CONFERENCE		0-0-0		0-0-0		3-0-0				
0-0-0	0-0-0		0-0-0		HOME		0-0-0		0-0-0		0-0-0				
2-0-0	0-0-0		0-0-0		AWAY		0-0-0		0-0-0		2-0-0				
1-0-0	0-0-0		0-0-0		NEUTRAL		0-0-0		0-0-0		1-0-0				
<hr/>															
RPI	S	Opponent	Score	RPI	S	Opponent	Score	RPI	S	Opponent	Score	RPI	S	Opponent	Score
				31	A	Stetson	5 6	83	A	Fordham	3 8	117	A	VCU	8 6
				31	A	Stetson	2 6	83	A	Fordham	1 9	117	A	VCU	1 2
				31	A	Stetson	0 5	83	A	Fordham	2 0	117	A	VCU	6 4
												146	A	CSUN	5 21
												146	A	CSUN	5 31
												146	A	CSUN	1 5
												152	A	UNC Asheville	3 9
												152	A	UNC Asheville	8 3
												152	A	UNC Asheville	16 2
												167	A	Stony Brook	12 3
												167	A	Stony Brook	3 4
												199	A	Col umbi a	8 7
												218	A	Saint Joseph' s	3 6
												231	A	LIU Brooklyn	7 6
												273	A	La Salle	11 6
												284	A	Vi llanova	7 5
												293	A	Saint Peter' s	15 5
												293	A	Saint Peter' s	18 2
												293	N	Saint Peter' s	2 0
				LAST 10 GAMES											
				83	A	Fordham	1 9	293	N	Saint Peter' s	2 0				
				83	A	Fordham	2 0	293	A	Saint Peter' s	15 5				
				83	A	Fordham	3 8	167	A	Stony Brook	12 3				
				199	A	Col umbi a	8 7	218	A	Saint Joseph' s	3 6				
				293	A	Saint Peter' s	18 2	284	A	Vi llanova	7 5				

Non-Div. I Games:

Manhattan

Average RPI Win:		166	WON-LOST RECORD		WINNING PCT. RANK		LAST 10 GAMES		STRENGTH OF SCHEDULE		OPP. STRENGTH OF SCHEDULE		TEAM RPI		ADJ RPI		CONF. RPI		ADJ CONF. RPI	
DIV. I ONLY			6-21-0		.22222 286		2-8-0		2		206		115		.51597 115		20		20	
DIV. I NON-CONF.			6-15-0		.28571 238		2-2-0		2		184		64		.54845 64		22		22	
TOTALS		RPI 1-25		RPI 26-50		W-L RECORDS		RPI 51-100		RPI 101-150		RPI 150+								
6-21-0		0-7-0		1-3-0		OVERALL		0-3-0		1-3-0		4-5-0								
2-4-0		0-1-0		0-0-0		HOME		0-0-0		0-0-0		2-3-0								
3-17-0		0-6-0		1-3-0		AWAY		0-3-0		0-3-0		2-2-0								
1-0-0		0-0-0		0-0-0		NEUTRAL		0-0-0		1-0-0		0-0-0								
6-15-0		0-7-0		1-3-0		NON-CONFERENCE		0-3-0		1-0-0		4-2-0								
2-1-0		0-1-0		0-0-0		HOME		0-0-0		0-0-0		2-0-0								
3-14-0		0-6-0		1-0-		AWAY		0-3-0		0-0-0		2-2-0								
1-0-0		0-0-0		0-0-0		NEUTRAL		0-0-0		1-0-0		0-0-0								
0-6-0		0-0-0		0-0-0		CONFERENCE		0-0-0		0-3-0		0-3-0								
0-3-0		0-0-0		0-0-0		HOME		0-0-0		0-0-0		0-3-0								
0-3-0		0-0-0		0-0-0		AWAY		0-0-0		0-3-0		0-0-0								
0-0-0		0-0-0		0-0-0		NEUTRAL		0-0-0		0-0-0		0-0-0								
RPI	S	Opponent		Score		RPI	S	Opponent		Score		RPI	S	Opponent		Score				
3	A	Florida		0	9	31	A	Stetson		1	10	56	A	Jacksonville		0	6			
3	A	Florida		2	3	31	A	Stetson		6	17	56	A	Jacksonville		1	2			
3	A	Florida		2	9	31	A	Stetson		2	3	56	A	Jacksonville		1	3			
13	H	Northeastern		8	15	31	A	Stetson		6	5									
15	A	Texas A&M		2	10									124 N Army West Point		6	4			
15	A	Texas A&M		3	4									173 H Quinnipiac		7	5			
15	A	Texas A&M		1	4									187 H Davidson		2	12			
														187 H Davidson		2	6			
														187 H Davidson		1	6			
														192 A Seattle U		1	2			
														192 A Seattle U		4	2			
														192 A Seattle U		4	5			
														192 A Seattle U		8	1			
														283 H Sacred Heart		5	3			
LAST 10 GAMES																				
						187	H	Davidson		1	6	117	A	VCU		2	4			
						187	H	Davidson		2	6	117	A	VCU		0	1			
						187	H	Davidson		2	12	117	A	VCU		2	5			
						13	H	Northeastern		8	15	283	H	Sacred Heart		5	3			
						173	H	Quinnipiac		7	5	31	A	Stetson		6	17			

Non-Div. I Games:

Rhode Island

Average RPI Win: 149		WON-LOST RECORD		WINNING PCT. RANK		LAST 10 GAMES		STRENGTH OF SCHEDULE		OPP. STRENGTH OF SCHEDULE		TEAM RPI		ADJ RPI		CONF. RPI		ADJ CONF. RPI	
DIV. I ONLY		12-13-1		.48077 157		6-4-0		101		117		116		.51549 116		6		6	
DIV. I NON-CONF.		6-7-1		.46429 168		2-2-0		174		203		182		.48563 182		9		9	
TOTALS		RPI 1-25		RPI 26-50		W-L RECORDS		RPI 51-100		RPI 101-150		RPI 150+							
12-13-1		0-3-0		3-3-0		OVERALL		0-1-0		3-4-0		6-2-1							
6-3-1		0-0-0		1-2-0		HOME		0-0-0		2-1-0		3-0-1							
3-7-0		0-1-0		2-1-0		AWAY		0-0-0		1-2-0		0-2-0							
3-3-0		0-2-0		0-0-0		NEUTRAL		0-1-0		0-0-0		3-0-0							
6-7-1		0-3-0		0-0-0		NON-CONFERENCE		0-1-0		0-1-0		6-2-1							
3-0-1		0-0-0		0-0-0		HOME		0-0-0		0-0-0		3-0-1							
0-4-0		0-1-0		0-0-		AWAY		0-0-0		0-1-0		0-2-0							
3-3-0		0-2-0		0-0-0		NEUTRAL		0-1-0		0-0-0		3-0-0							
6-6-0		0-0-0		3-3-0		CONFERENCE		0-0-0		3-3-0		0-0-0							
3-3-0		0-0-0		1-2-0		HOME		0-0-0		2-1-0		0-0-0							
3-3-0		0-0-0		2-1-0		AWAY		0-0-0		1-2-0		0-0-0							
0-0-0		0-0-0		0-0-0		NEUTRAL		0-0-0		0-0-0		0-0-0							
RPI	S	Opponent		Score		RPI	S	Opponent		Score		RPI	S	Opponent		Score			
1	A	Texas Tech		2	7	27	H	Nevada		5	9	88	N	Gonzaga		3	4		
23	N	Oregon St.		2	5	27	H	Nevada		8	5	107	H	Air Force		4	10		
23	N	Oregon St.		3	15	27	H	Nevada		8	13	107	H	Air Force		7	4		
						50	A	San Diego St.		5	4	135	A	Pepperdine		7	11		
						50	A	San Diego St.		9	5	143	A	Fresno St.		4	5		
						50	A	San Diego St.		2	3	143	A	Fresno St.		1	5		
												143	A	Fresno St.		5	4		
												174	A	Houston		0	1		
												188	A	Cal Poly		4	5		
												188	N	Cal Poly		3	1		
												199	N	Col umbi a		10	9		
												199	N	Col umbi a		3	1		
												238	H	Central Mich.		6	0		
												238	H	Central Mich.		6	6		
												238	H	Central Mich.		20	9		
												238	H	Central Mich.		8	7		
LAST 10 GAMES																			
						50	A	San Diego St.		2	3	107	H	Air Force		4	10		
						50	A	San Diego St.		9	5	199	N	Col umbi a		3	1		
						50	A	San Diego St.		5	4	174	A	Houston		0	1		
						107	H	Air Force		7	4	199	N	Col umbi a		10	9		
						107	H	Air Force		12	11	135	A	Pepperdine		7	11		

Non-Div. I Games:

New Mexico

Average RPI Win: 159		WON-LOST RECORD		WINNING PCT. RANK		LAST 10 GAMES		STRENGTH OF SCHEDULE		OPP. STRENGTH OF SCHEDULE		TEAM RPI		ADJ RPI		CONF. RPI		ADJ CONF. RPI	
DIV. I ONLY		18-10-0		.64286 53		8-2-0		200		113		117		.51524 117		20		20	
DIV. I NON-CONF.		14-8-0		.63636 77		4-0-0		223		168		149		.50524 149		22		22	
TOTALS		RPI 1-25		RPI 26-50		W-L RECORDS		RPI 51-100		RPI 101-150		RPI 150+							
18-10-0		3-1-0		0-1-0		OVERALL		1-3-0		5-2-0		9-3-0							
13-3-0		0-0-0		0-0-0		HOME		0-1-0		5-2-0		8-0-0							
3-6-0		1-1-0		0-0-0		AWAY		1-2-0		0-0-0		1-3-0							
2-1-0		2-0-0		0-1-0		NEUTRAL		0-0-0		0-0-0		0-0-0							
14-8-0		3-1-0		0-1-0		NON-CONFERENCE		0-1-0		2-2-0		9-3-0							
10-3-0		0-0-0		0-0-0		HOME		0-1-0		2-2-0		8-0-0							
2-4-0		1-1-0		0-0-		AWAY		0-0-0		0-0-0		1-3-0							
2-1-0		2-0-0		0-1-0		NEUTRAL		0-0-0		0-0-0		0-0-0							
4-2-0		0-0-0		0-0-0		CONFERENCE		1-2-0		3-0-0		0-0-0							
3-0-0		0-0-0		0-0-0		HOME		0-0-0		3-0-0		0-0-0							
1-2-0		0-0-0		0-0-0		AWAY		1-2-0		0-0-0		0-0-0							
0-0-0		0-0-0		0-0-0		NEUTRAL		0-0-0		0-0-0		0-0-0							
RPI	S	Opponent		Score		RPI	S	Opponent		Score		RPI	S	Opponent		Score			
10	A	East Carolina		3	0	48	N	Illinois		4	7	85	H	Maryland		0	2		
19	A	Coastal Caro.		5	15							97	A	Saint Louis		1	7		
24	N	West Virginia		6	2							97	A	Saint Louis		0	9		
24	N	West Virginia		8	5							97	A	Saint Louis		4	2		
														114 H Manhattan		6	8		
														114 H Manhattan		2	1		
														114 H Manhattan		4	6		
														115 H Rhode Isl and		5	2		
														115 H Rhode Isl and		1	0		
														115 H Rhode Isl and		4	2		
														128 H Virginia		11	3		
														153 A Liberty		10	14		
														153 A Liberty		4	5		
														153 A Liberty		2	4		
														172 A William & Mary		4	3		
														200 H Lafayette		8	6		
														207 H Binghamton		3	1		
														207 H Binghamton		18	3		
														207 H Binghamton		2	1		
														276 H Iona		2	1		
														276 H Iona		3	0		
														276 H Iona		5	4		
														295 H Norfolk St.		6	4		
						LAST 10 GAMES													
						97	A	Saint Louis		0	9	115	H	Rhode Isl and		1	0		
						97	A	Saint Louis		1	7	115	H	Rhode Isl and		5	2		
						97	A	Saint Louis		4	2	276	H	Iona		5	4		
						128	H	Virginia		11	3	276	H	Iona		2	1		
						115	H	Rhode Isl and		4	2	276	H	Iona		3	0		

Non-Div. I Games:

VCU

Average RPI Win: 147		WON-LOST	WINNING	LAST 10	STRENGTH OF		OPP. STRENGTH	TEAM	ADJ		CONF.	ADJ CONF.
Average RPI Loss: 79		RECORD	PCT. RANK	GAMES	SCHEDULE		OF SCHEDULE	RPI	RPI		RPI	RPI
DIV. I ONLY		12-18-0	.4 204	3-7-0	21		145	118	.5145 118		13	13
DIV. I NON-CONF.		10-11-0	.47619 156	1-1-0	50		83	110	.52102 110		13	13
TOTALS		RPI 1-25	RPI 26-50		W-L RECORDS		RPI 51-100		RPI 101-150		RPI 150+	
12-18-0		0-5-0	1-2-0		OVERALL		3-6-0		2-2-0		6-3-0	
8-7-0		0-1-0	0-0-0		HOME		2-3-0		1-0-0		5-3-0	
3-10-0		0-4-0	1-2-0		AWAY		1-3-0		0-1-0		1-0-0	
1-1-0		0-0-0	0-0-0		NEUTRAL		0-0-0		1-1-0		0-0-0	
10-11-0		0-5-0	0-0-0		NON-CONFERENCE		3-3-0		2-2-0		5-1-0	
7-5-0		0-1-0	0-0-0		HOME		2-3-0		1-0-0		4-1-0	
2-5-0		0-4-0	0-0-		AWAY		1-0-0		0-1-0		1-0-0	
1-1-0		0-0-0	0-0-0		NEUTRAL		0-0-0		1-1-0		0-0-0	
2-7-0		0-0-0	1-2-0		CONFERENCE		0-3-0		0-0-0		1-2-0	
1-2-0		0-0-0	0-0-0		HOME		0-0-0		0-0-0		1-2-0	
1-5-0		0-0-0	1-2-0		AWAY		0-3-0		0-0-0		0-0-0	
0-0-0		0-0-0	0-0-0		NEUTRAL		0-0-0		0-0-0		0-0-0	
RPI S	Opponent	Score	RPI S	Opponent	Score	RPI S	Opponent	Score	RPI S	Opponent	Score	
2 A	Stanford	2 7	39 A	Southern Miss.	1 12	58 A	Loui si ana Tech	4 6	128 N	Virginia	0 3	
2 A	Stanford	2 6	39 A	Southern Miss.	7 6	58 A	Loui si ana Tech	2 8	132 A	Texas St.	2 6	
2 A	Stanford	4 7	39 A	Southern Miss.	7 8	58 A	Loui si ana Tech	3 7	132 H	Texas St.	8 6	
2 A	Stanford	0 2				67 A	UCF	5 4	148 N	Samford	8 7	
15 H	Texas A&M	4 13				86 H	TCU	7 3	174 H	Houston	4 3	
						88 H	Gonzaga	6 1	183 H	Houston Baptist	6 0	
						88 H	Gonzaga	5 7	183 H	Houston Baptist	10 2	
						88 H	Gonzaga	5 7	183 H	Houston Baptist	7 8	
						88 H	Gonzaga	2 10	199 H	Col umbi a	14 5	
									223 H	Western Ky.	0 4	
									223 H	Western Ky.	4 0	
									223 H	Western Ky.	4 5	
									241 A	Lamar Uni versi ty	6 2	
LAST 10 GAMES												
			39 A	Southern Mi ss.	7 6	223 H	Western Ky.	4 5				
			39 A	Southern Mi ss.	7 8	223 H	Western Ky.	4 0				
			39 A	Southern Mi ss.	1 12	15 H	Texas A&M	4 13				
			174 H	Houston	4 3	58 A	Loui si ana Tech	3 7				
			223 H	Western Ky.	0 4	58 A	Loui si ana Tech	4 6				

Non-Div. I Games:

Ri ce



[illegible]

**Non-Div. I Games:**

Long Beach St.



Average RPI Win:		158	WON-LOST RECORD		WINNING PCT. RANK		LAST 10 GAMES		STRENGTH OF SCHEDULE		OPP. STRENGTH OF SCHEDULE		TEAM RPI		ADJ RPI		CONF. RPI		ADJ CONF. RPI	
DIV. I ONLY			10-18-0		.35714 223		4-6-0		6		221		121		.51346 121		31		31	
DIV. I NON-CONF.			6-13-0		.31579 226		1-3-0		3		169		103		.52494 103		31		31	
TOTALS		RPI 1-25		RPI 26-50		W-L RECORDS		RPI 51-100		RPI 101-150		RPI 150+								
10-18-0		1-1-0		2-7-0		OVERALL		0-3-0		0-0-0		7-7-0								
7-8-0		1-0-0		1-2-0		HOME		0-3-0		0-0-0		5-3-0								
3-10-0		0-1-0		1-5-0		AWAY		0-0-0		0-0-0		2-4-0								
0-0-0		0-0-0		0-0-0		NEUTRAL		0-0-0		0-0-0		0-0-0								
6-13-0		1-1-0		2-7-0		NON-CONFERENCE		0-3-0		0-0-0		3-2-0								
5-7-0		1-0-0		1-2-0		HOME		0-3-0		0-0-0		3-2-0								
1-6-0		0-1-0		1-0-		AWAY		0-0-0		0-0-0		0-0-0								
0-0-0		0-0-0		0-0-0		NEUTRAL		0-0-0		0-0-0		0-0-0								
4-5-0		0-0-0		0-0-0		CONFERENCE		0-0-0		0-0-0		4-5-0								
2-1-0		0-0-0		0-0-0		HOME		0-0-0		0-0-0		2-1-0								
2-4-0		0-0-0		0-0-0		AWAY		0-0-0		0-0-0		2-4-0								
0-0-0		0-0-0		0-0-0		NEUTRAL		0-0-0		0-0-0		0-0-0								
RPI	S	Opponent		Score		RPI	S	Opponent		Score		RPI	S	Opponent		Score				
3	A	Florida		4	7	31	A	Stetson		0	2	55	H	South Fla.		1	16			
16	H	Fla. Atlantic		7	6	31	A	Stetson		2	8	56	H	Jacksonville		8	13			
						31	A	Stetson		4	7	67	H	UCF		1	6			
						32	A	Mercer		8	6									
						32	A	Mercer		7	13									
						32	A	Mercer		5	6									
						36	H	FGCU		1	8									
						36	H	FGCU		3	1									
						36	H	FGCU		4	10									
LAST 10 GAMES																				
31	A	Stetson		4	7	253	H	N. C. A&T		2	4									
31	A	Stetson		0	2	253	H	N. C. A&T		5	2									
31	A	Stetson		2	8	169	A	N. C. Central		5	4									
16	H	Fla. Atlantic		7	6	169	A	N. C. Central		2	5									
253	H	N. C. A&T		4	3	169	A	N. C. Central		4	7									

Non-Div. I Games:

Bethune-Cookman

Average RPI Win: 200		WON-LOST RECORD		WINNING PCT. RANK		LAST 10 GAMES		STRENGTH OF SCHEDULE		OPP. STRENGTH OF SCHEDULE		TEAM RPI		ADJ RPI		CONF. RPI		ADJ CONF. RPI	
DIV. I ONLY		15-13-0		.53571 125		7-3-0		94		194		122		.51326 122		11		11	
DIV. I NON-CONF.		13-12-0		.52 138		5-2-0		87		173		148		.50539 148		11		11	
TOTALS		RPI 1-25		RPI 26-50		W-L RECORDS		RPI 51-100		RPI 101-150		RPI 150+							
15-13-0		1-2-0		1-4-0		OVERALL		1-3-0		2-2-0		10-2-0							
11-7-0		1-1-0		0-1-0		HOME		0-3-0		2-1-0		8-1-0							
4-6-0		0-1-0		1-3-0		AWAY		1-0-0		0-1-0		2-1-0							
0-0-0		0-0-0		0-0-0		NEUTRAL		0-0-0		0-0-0		0-0-0							
13-12-0		1-2-0		1-4-0		NON-CONFERENCE		1-3-0		2-2-0		8-1-0							
11-7-0		1-1-0		0-1-0		HOME		0-3-0		2-1-0		8-1-0							
2-5-0		0-1-0		1-0-		AWAY		1-0-0		0-1-0		0-0-0							
0-0-0		0-0-0		0-0-0		NEUTRAL		0-0-0		0-0-0		0-0-0							
2-1-0		0-0-0		0-0-0		CONFERENCE		0-0-0		0-0-0		2-1-0							
0-0-0		0-0-0		0-0-0		HOME		0-0-0		0-0-0		0-0-0							
2-1-0		0-0-0		0-0-0		AWAY		0-0-0		0-0-0		2-1-0							
0-0-0		0-0-0		0-0-0		NEUTRAL		0-0-0		0-0-0		0-0-0							
RPI	S	Opponent	Score		RPI	S	Opponent	Score		RPI	S	Opponent	Score		RPI	S	Opponent	Score	
8	A	Georgia	3	15	32	A	Mercer	5	7	51	H	Minnesota	3	9	112	A	Jacksonville St.	1	3
8	H	Georgia	4	14	32	H	Mercer	0	4	51	H	Minnesota	8	11	148	H	Samford	9	3
22	H	UConn	7	3	46	A	Oklahoma	1	4	70	A	Georgia St.	15	9	148	H	Samford	9	3
					46	A	Oklahoma	9	4	71	H	Bradley	4	6	148	H	Samford	1	2
					46	A	Oklahoma	1	3						227	H	Evansville	7	6
															227	H	Evansville	10	9
															227	H	Evansville	8	6
															258	A	USC Upstate	3	9
															258	A	USC Upstate	5	2
															258	A	USC Upstate	9	4
															270	H	Grambling	26	7
															270	H	Grambling	23	6
															270	H	Grambling	14	2
															283	H	Sacred Heart	7	6
															283	H	Sacred Heart	2	4
															283	H	Sacred Heart	3	2
					LAST 10 GAMES														
					258 A USC Upstate					270 H Grambling					270 H Grambling				
					258 A USC Upstate					46 A Oklahoma					270 H Grambling				
					258 A USC Upstate					46 A Oklahoma					270 H Grambling				
					70 A Georgia St.					46 A Oklahoma					270 H Grambling				
					270 H Grambling					46 A Oklahoma					270 H Grambling				

Non-Div. I Games:

Kennesaw St.

Average RPI Win:		212	WON-LOST RECORD		WINNING PCT. RANK		LAST 10 GAMES		STRENGTH OF SCHEDULE		OPP. STRENGTH OF SCHEDULE		TEAM RPI		ADJ RPI		CONF. RPI		ADJ CONF. RPI				
DIV. I ONLY			11-13-0		.45833 175		7-3-0		143		212		123		.5112 123		28		28				
DIV. I NON-CONF.			8-10-0		.44444 177		4-0-0		110		190		92		.529 92		29		29				
TOTALS		RPI 1-25		RPI 26-50				W-L RECORDS				RPI 51-100				RPI 101-150				RPI 150+			
11-13-0		0-3-0		0-0-0				OVERALL				3-4-0				0-4-0				8-2-0			
2-1-0		0-0-0		0-0-0				HOME				0-0-0				0-0-0				2-1-0			
7-11-0		0-3-0		0-0-0				AWAY				2-4-0				0-3-0				5-1-0			
2-1-0		0-0-0		0-0-0				NEUTRAL				1-0-0				0-1-0				1-0-0			
8-10-0		0-3-0		0-0-0				NON-CONFERENCE				2-2-0				0-4-0				6-1-0			
0-0-0		0-0-0		0-0-0				HOME				0-0-0				0-0-0				0-0-0			
6-9-0		0-3-0		0-0-				AWAY				1-2-0				0-3-0				5-1-0			
2-1-0		0-0-0		0-0-0				NEUTRAL				1-0-0				0-1-0				1-0-0			
3-3-0		0-0-0		0-0-0				CONFERENCE				1-2-0				0-0-0				2-1-0			
2-1-0		0-0-0		0-0-0				HOME				0-0-0				0-0-0				2-1-0			
1-2-0		0-0-0		0-0-0				AWAY				1-2-0				0-0-0				0-0-0			
0-0-0		0-0-0		0-0-0				NEUTRAL				0-0-0				0-0-0				0-0-0			
RPI	S	Opponent		Score		RPI	S	Opponent		Score		RPI	S	Opponent		Score		RPI	S	Opponent		Score	
9	A	Auburn		7	15							59	A	Wagner		6	8	102	A	Arizona		0	4
9	A	Auburn		1	3							59	A	Wagner		3	1	102	A	Arizona		1	5
9	A	Auburn		4	13							59	A	Wagner		2	3	102	A	Arizona		1	10
												85	A	Maryl and		6	12	124	N	Army West Point		7	11
												85	A	Maryl and		7	3	247	A	Del aware		3	7
												85	A	Maryl and		3	5	247	A	Del aware		6	5
												93	N	Boston College		9	8	247	A	Del aware		5	2
																		247	A	Del aware		13	2
																		248	A	Brown		6	4
																		250	A	Hartford		8	6
																		277	N	Niagara		11	7
																		288	H	Mt. St. Mary's		9	3
																		288	H	Mt. St. Mary's		1	6
																		288	H	Mt. St. Mary's		9	2
LAST 10 GAMES						LAST 10 GAMES						LAST 10 GAMES						LAST 10 GAMES					
						288	H	Mt. St. Mary's		9	2	59	A	Wagner		2	3						
						288	H	Mt. St. Mary's		9	3	59	A	Wagner		6	8						
						288	H	Mt. St. Mary's		1	6	250	A	Hartford		8	6						
						248	A	Brown		6	4	247	A	Del aware		6	5						
						59	A	Wagner		3	1	247	A	Del aware		5	2						

Non-Div. I Games:

Bryant

Average RPI Win:	157	WON-LOST RECORD	WINNING PCT. RANK	LAST 10 GAMES	STRENGTH OF SCHEDULE	OPP. STRENGTH OF SCHEDULE	TEAM RPI	ADJ RPI	CONF. RPI	ADJ CONF. RPI					
DIV. I ONLY	13-14-0	.48148	151	6-4-0	139	122	124	.51098	124	18	18				
DIV. I NON-CONF.	8-12-0	.4	192	1-2-0	77	90	119	.51662	119	18	18				
<hr/>															
TOTALS	RPI 1-25	RPI 26-50		W-L RECORDS	RPI 51-100		RPI 101-150		RPI 150+						
13-14-0	0-0-0	1-1-0		OVERALL	4-7-0		1-4-0		7-2-0						
2-2-0	0-0-0	0-0-0		HOME	0-0-0		0-0-0		2-2-0						
5-6-0	0-0-0	1-1-0		AWAY	2-5-0		0-0-0		2-0-0						
6-6-0	0-0-0	0-0-0		NEUTRAL	2-2-0		1-4-0		3-0-0						
8-12-0	0-0-0	1-1-0		NON-CONFERENCE	4-7-0		1-4-0		2-0-0						
1-0-0	0-0-0	0-0-0		HOME	0-0-0		0-0-0		1-0-0						
3-6-0	0-0-0	1-0-		AWAY	2-5-0		0-0-0		0-0-0						
4-6-0	0-0-0	0-0-0		NEUTRAL	2-2-0		1-4-0		1-0-0						
5-2-0	0-0-0	0-0-0		CONFERENCE	0-0-0		0-0-0		5-2-0						
1-2-0	0-0-0	0-0-0		HOME	0-0-0		0-0-0		1-2-0						
2-0-0	0-0-0	0-0-0		AWAY	0-0-0		0-0-0		2-0-0						
2-0-0	0-0-0	0-0-0		NEUTRAL	0-0-0		0-0-0		2-0-0						
<hr/>															
RPI	S	Opponent	Score	RPI	S	Opponent	Score	RPI	S	Opponent	Score				
				31	A	Stetson	8 4	55	A	South Fla.	0 12	113	N	Rutgers	1 5
				31	A	Stetson	0 6	55	A	South Fla.	2 5	113	N	Rutgers	7 15
				55	A	South Fla.	4 5	113	N	Rutgers	6 11				
				82	N	Michigan	3 7	115	N	Rhode Island	4 6				
				82	N	Michigan	6 12	123	N	Bryant	11 7				
				82	N	Michigan	4 3	177	N	Navy	8 2				
				83	A	Fordham	2 3	177	N	Navy	5 3				
				85	A	Maryland	3 6	224	A	Bucknell I	7 6				
				85	A	Maryland	4 3	224	A	Bucknell I	1 0				
				85	A	Maryland	3 0	224	H	Bucknell I	1 4				
				93	N	Boston College	11 1	224	H	Bucknell I	1 5				
				224	H	Bucknell I	7 4	224	H	Bucknell I	7 4				
				245	H	Siena	9 6	245	H	Siena	9 6				
				177	N	Navy	8 2	277	N	Niagara	9 5				
<hr/>															
LAST 10 GAMES															
224 H Bucknell I 7 4				177 N Navy 5 3											
224 H Bucknell I 1 5				224 A Bucknell I 7 6											
224 H Bucknell I 1 4				224 A Bucknell I 1 0											
245 H Siena 9 6				55 A South Fla. 4 5											
177 N Navy 8 2				55 A South Fla. 2 5											

Non-Div. I Games:

Army West Point

Average RPI Win:	149	WON-LOST	WINNING	LAST 10	STRENGTH OF	OPP. STRENGTH	TEAM	ADJ	CONF.	ADJ CONF.					
Average RPI Loss:	109	RECORD	PCT. RANK	GAMES	SCHEDULE	OF SCHEDULE	RPI	RPI	RPI	RPI					
DIV. I ONLY	14-13-0	.51852	138	6-4-0	152	111	125	.51091	125	8	8				
DIV. I NON-CONF.	12-12-0	.5	141	4-3-0	150	145	152	.50305	152	7	7				
TOTALS	RPI 1-25	RPI 26-50	W-L RECORDS	RPI 51-100	RPI 101-150	RPI 150+									
14-13-0	0-0-0	1-2-0	OVERALL	3-1-0	2-8-0	8-2-0									
6-6-0	0-0-0	1-2-0	HOME	0-0-0	2-4-0	3-0-0									
8-7-0	0-0-0	0-0-0	AWAY	3-1-0	0-4-0	5-2-0									
0-0-0	0-0-0	0-0-0	NEUTRAL	0-0-0	0-0-0	0-0-0									
12-12-0	0-0-0	1-2-0	NON-CONFERENCE	1-0-0	2-8-0	8-2-0									
6-6-0	0-0-0	1-2-0	HOME	0-0-0	2-4-0	3-0-0									
6-6-0	0-0-0	0-0-	AWAY	1-0-0	0-4-0	5-2-0									
0-0-0	0-0-0	0-0-0	NEUTRAL	0-0-0	0-0-0	0-0-0									
2-1-0	0-0-0	0-0-0	CONFERENCE	2-1-0	0-0-0	0-0-0									
0-0-0	0-0-0	0-0-0	HOME	0-0-0	0-0-0	0-0-0									
2-1-0	0-0-0	0-0-0	AWAY	2-1-0	0-0-0	0-0-0									
0-0-0	0-0-0	0-0-0	NEUTRAL	0-0-0	0-0-0	0-0-0									
RPI S Opponent	Score	RPI S Opponent	Score	RPI S Opponent	Score	RPI S Opponent	Score								
		48 H Illinois	5 4	64 A Illinois St.	6 4	101 H UC Irvine	2 6								
		48 H Illinois	2 6	64 A Illinois St.	5 6	101 H UC Irvine	11 2								
		48 H Illinois	6 16	64 A Illinois St.	7 5	101 H UC Irvine	10 8								
				76 A Austin Peay	16 7	112 A Jacksonville St.	0 6								
						112 A Jacksonville St.	4 7								
						112 A Jacksonville St.	9 10								
						129 H La. -Monroe	4 5								
						129 H La. -Monroe	7 13								
						129 H La. -Monroe	4 7								
						131 A Arkansas St.	8 9								
						151 A North Florida	6 2								
						151 A North Florida	6 9								
						151 A North Florida	4 5								
						165 A SIUE	8 3								
						182 H Northern Ill.	7 2								
						182 H Northern Ill.	10 4								
						182 H Northern Ill.	4 0								
						244 A Murray St.	23 5								
						260 A Belmont	3 0								
						264 A Southeast Mo. St.	5 0								
		LAST 10 GAMES													
		64 A Illinois St.	5 6	101 H UC Irvine	2 6										
		64 A Illinois St.	7 5	165 A SIUE	8 3										
		64 A Illinois St.	6 4	48 H Illinois	2 6										
		101 H UC Irvine	10 8	48 H Illinois	6 16										
		101 H UC Irvine	11 2	48 H Illinois	5 4										

Non-Div. I Games:

Southern Ill.

Average RPI Win:		155	WON-LOST RECORD		WINNING PCT. RANK		LAST 10 GAMES		STRENGTH OF SCHEDULE		OPP. STRENGTH OF SCHEDULE		TEAM RPI		ADJ RPI		CONF. RPI		ADJ CONF. RPI					
DIV. I ONLY			21-10-0		.67742		45		6-4-0		255		43		126		.50843		126		17		17	
DIV. I NON-CONF.			12-7-0		.63158		80		1-2-0		225		40		143		.5072		143		19		19	
TOTALS		RPI 1-25		RPI 26-50		W-L RECORDS		RPI 51-100		RPI 101-150		RPI 150+												
21-10-0		1-2-0		0-0-0		OVERALL		3-2-0		7-1-0		10-5-0												
13-5-0		1-2-0		0-0-0		HOME		2-0-0		5-1-0		5-2-0												
6-4-0		0-0-0		0-0-0		AWAY		0-2-0		1-0-0		5-2-0												
2-1-0		0-0-0		0-0-0		NEUTRAL		1-0-0		1-0-0		0-1-0												
12-7-0		1-2-0		0-0-0		NON-CONFERENCE		3-2-0		5-0-0		3-3-0												
9-3-0		1-2-0		0-0-0		HOME		2-0-0		3-0-0		3-1-0												
1-3-0		0-0-0		0-0-		AWAY		0-2-0		1-0-0		0-1-0												
2-1-0		0-0-0		0-0-0		NEUTRAL		1-0-0		1-0-0		0-1-0												
9-3-0		0-0-0		0-0-0		CONFERENCE		0-0-0		2-1-0		7-2-0												
4-2-0		0-0-0		0-0-0		HOME		0-0-0		2-1-0		2-1-0												
5-1-0		0-0-0		0-0-0		AWAY		0-0-0		0-0-0		5-1-0												
0-0-0		0-0-0		0-0-0		NEUTRAL		0-0-0		0-0-0		0-0-0												
RPI	S	Opponent		Score		RPI	S	Opponent		Score		RPI	S	Opponent		Score								
22	H	UConn		6	2			60	A	South Ala.	1	6	109	H	Louisiana	5	2							
22	H	UConn		4	6			81	A	LSU	2	4	134	H	Tol edo	7	6							
22	H	UConn		6	7			81	H	LSU	5	4	134	N	Tol edo	7	5							
								90	H	Purdue	4	0	136	H	New Orleans	7	6							
								92	N	Mississippi St.	11	5	136	H	New Orleans	3	1							
													136	H	New Orleans	1	8							
													144	A	Tulane	13	12							
													144	H	Tulane	9	3							
													159	A	Jackson St.	3	4							
													165	H	SIUE	4	7							
													165	H	SIUE	11	2							
													165	H	SIUE	13	6							
													170	A	McNeese	2	5							
													170	A	McNeese	5	4							
													170	A	McNeese	9	1							
													183	H	Houston Baptist	4	10							
													183	H	Houston Baptist	8	2							
													183	H	Houston Baptist	4	1							
													241	A	Lamar University	6	4							
													241	A	Lamar University	5	3							
													241	A	Lamar University	8	1							
													281	H	Alcorn	7	1							
													283	N	Sacred Heart	3	5							
LAST 10 GAMES																								
						170	A	McNeese	9	1	183	H	Houston Baptist	4	10									
						170	A	McNeese	2	5	183	H	Houston Baptist	4	1									
						170	A	McNeese	5	4	159	A	Jackson St.	3	4									
						144	H	Tulane	9	3	60	A	South Ala.	1	6									
						183	H	Houston Baptist	8	2	241	A	Lamar University	5	3									

Non-Div. I Games:

Southeastern La.

Average RPI Win:		114	WON-LOST RECORD		WINNING PCT. RANK		LAST 10 GAMES		STRENGTH OF SCHEDULE		OPP. STRENGTH OF SCHEDULE		TEAM RPI		ADJ RPI		CONF. RPI		ADJ CONF. RPI	
DIV. I ONLY			11-17-0		.39286 207		3-7-0		37		79		127		.50808 127		3		3	
DIV. I NON-CONF.			6-10-0		.375 203		1-1-0		89		236		212		.46747 212		3		3	
TOTALS		RPI 1-25		RPI 26-50		W-L RECORDS		RPI 51-100		RPI 101-150		RPI 150+								
11-17-0		2-5-0		2-1-0		OVERALL		1-3-0		2-2-0		4-6-0								
9-7-0		2-1-0		2-1-0		HOME		0-1-0		2-1-0		3-3-0								
2-10-0		0-4-0		0-0-0		AWAY		1-2-0		0-1-0		1-3-0								
0-0-0		0-0-0		0-0-0		NEUTRAL		0-0-0		0-0-0		0-0-0								
6-10-0		0-1-0		0-0-0		NON-CONFERENCE		0-1-0		2-2-0		4-6-0								
5-5-0		0-0-0		0-0-0		HOME		0-1-0		2-1-0		3-3-0								
1-5-0		0-1-0		0-0-		AWAY		0-0-0		0-1-0		1-3-0								
0-0-0		0-0-0		0-0-0		NEUTRAL		0-0-0		0-0-0		0-0-0								
5-7-0		2-4-0		2-1-0		CONFERENCE		1-2-0		0-0-0		0-0-0								
4-2-0		2-1-0		2-1-0		HOME		0-0-0		0-0-0		0-0-0								
1-5-0		0-3-0		0-0-0		AWAY		1-2-0		0-0-0		0-0-0								
0-0-0		0-0-0		0-0-0		NEUTRAL		0-0-0		0-0-0		0-0-0								
RPI	S	Opponent		Score		RPI	S	Opponent		Score		RPI	S	Opponent		Score				
7	H	Florida St.		8	1	33	H	Louisville		2	1	96	H	UNCG		5	11			
7	H	Florida St.		4	3	33	H	Louisville		6	3	98	A	Notre Dame		6	7			
7	H	Florida St.		3	7	33	H	Louisville		6	11	98	A	Notre Dame		9	3			
12	A	North Carolina		6	8							98	A	Notre Dame		2	5			
12	A	North Carolina		1	6															
12	A	North Carolina		2	3															
19	A	Coastal Caro.		3	19															

Non-Div. I Games:

Wake Forest

Average RPI Win:	154	WON-LOST RECORD	WINNING PCT. RANK	LAST 10 GAMES	STRENGTH OF SCHEDULE	OPP. STRENGTH OF SCHEDULE	TEAM RPI	ADJ RPI	CONF. RPI	ADJ CONF. RPI					
DIV. I ONLY	15-13-0	.53571	125	4-6-0	156	82	128	.50775	128	3	3				
DIV. I NON-CONF.	11-5-0	.6875	50	1-1-0	219	177	134	.50926	133	3	3				
<hr/>															
TOTALS	RPI 1-25	RPI 26-50		W-L RECORDS	RPI 51-100		RPI 101-150		RPI 150+						
15-13-0	0-0-0	1-2-0		OVERALL	3-7-0		3-1-0		8-3-0						
11-4-0	0-0-0	0-0-0		HOME	2-1-0		1-0-0		8-3-0						
2-9-0	0-0-0	1-2-0		AWAY	1-6-0		0-1-0		0-0-0						
2-0-0	0-0-0	0-0-0		NEUTRAL	0-0-0		2-0-0		0-0-0						
<hr/>															
11-5-0	0-0-0	0-0-0		NON-CONFERENCE	0-1-0		3-1-0		8-3-0						
9-3-0	0-0-0	0-0-0		HOME	0-0-0		1-0-0		8-3-0						
0-2-0	0-0-0	0-0-		AWAY	0-1-0		0-1-0		0-0-0						
2-0-0	0-0-0	0-0-0		NEUTRAL	0-0-0		2-0-0		0-0-0						
<hr/>															
4-8-0	0-0-0	1-2-0		CONFERENCE	3-6-0		0-0-0		0-0-0						
2-1-0	0-0-0	0-0-0		HOME	2-1-0		0-0-0		0-0-0						
2-7-0	0-0-0	1-2-0		AWAY	1-5-0		0-0-0		0-0-0						
0-0-0	0-0-0	0-0-0		NEUTRAL	0-0-0		0-0-0		0-0-0						
<hr/>															
RPI	S	Opponent	Score	RPI	S	Opponent	Score	RPI	S	Opponent	Score				
				40	A	Duke	3 6	67	A	UCF	3 6	117	A	VCU	3 11
				40	A	Duke	2 3	75	A	Pittsburgh	5 7	118	N	Rice	3 0
				40	A	Duke	3 0	75	A	Pittsburgh	10 7	138	H	James Madison	3 2
								75	A	Pittsburgh	1 4	148	N	Samford	10 4
								78	A	Miami (FL)	2 3	162	H	Eastern Ky.	6 7
								78	A	Miami (FL)	1 8	162	H	Eastern Ky.	12 3
								78	A	Miami (FL)	0 1	162	H	Eastern Ky.	13 1
								93	H	Boston College	2 6	172	H	William & Mary	4 3
								93	H	Boston College	7 3	176	H	VMI	4 9
								93	H	Boston College	10 9	176	H	VMI	10 9
												187	H	Davidson	12 1
												235	H	Yale	4 11
												235	H	Yale	5 4
												235	H	Yale	7 6
												271	H	Longwood	6 0
				LAST 10 GAMES											
				75	A	Pittsburgh	1 4					78	A	Miami (FL)	1 8
				75	A	Pittsburgh	5 7					78	A	Miami (FL)	0 1
				75	A	Pittsburgh	10 7					78	A	Miami (FL)	2 3
				117	A	VCU	3 11					93	H	Boston College	10 9
				271	H	Longwood	6 0					93	H	Boston College	7 3

Non-Div. I Games:

Virginia



Average RPI Win: 161		WON-LOST	WINNING	LAST 10	STRENGTH OF		OPP. STRENGTH	TEAM	ADJ	CONF.	ADJ CONF.				
Average RPI Loss: 129		RECORD	PCT. RANK	GAMES	SCHEDULE		OF SCHEDULE	RPI	RPI	RPI	RPI				
DIV. I ONLY		15-12-0	.55556	114	5-5-0		192	125	129	.50746	129	7	7		
DIV. I NON-CONF.		11-7-0	.61111	87	1-1-0		243	199	154	.50136	154	5	5		
TOTALS		RPI 1-25	RPI 26-50		W-L RECORDS		RPI 51-100		RPI 101-150		RPI 150+				
15-12-0	0-0-0	0-0-0		OVERALL		2-6-0		6-2-0		7-4-0					
9-3-0	0-0-0	0-0-0		HOME		0-1-0		3-1-0		6-1-0					
6-9-0	0-0-0	0-0-0		AWAY		2-5-0		3-1-0		1-3-0					
0-0-0	0-0-0	0-0-0		NEUTRAL		0-0-0		0-0-0		0-0-0					
11-7-0	0-0-0	0-0-0		NON-CONFERENCE		0-2-0		4-1-0		7-4-0					
7-2-0	0-0-0	0-0-0		HOME		0-1-0		1-0-0		6-1-0					
4-5-0	0-0-0	0-0-		AWAY		0-1-0		3-1-0		1-3-0					
0-0-0	0-0-0	0-0-0		NEUTRAL		0-0-0		0-0-0		0-0-0					
4-5-0	0-0-0	0-0-0		CONFERENCE		2-4-0		2-1-0		0-0-0					
2-1-0	0-0-0	0-0-0		HOME		0-0-0		2-1-0		0-0-0					
2-4-0	0-0-0	0-0-0		AWAY		2-4-0		0-0-0		0-0-0					
0-0-0	0-0-0	0-0-0		NEUTRAL		0-0-0		0-0-0		0-0-0					
RPI	S	Opponent	Score	RPI	S	Opponent	Score	RPI	S	Opponent	Score				
				58 A Louisiana Tech				1	6	125 A Southern Ill.	7	4			
				58 H Louisiana Tech				0	7	125 A Southern Ill.	13	7			
				60 A South Ala.				3	5	125 A Southern Ill.	5	4			
				60 A South Ala.				0	6	131 H Arkansas St.	4	0			
				60 A South Ala.				12	6	131 H Arkansas St.	7	31			
				91 A UT Arlington				2	5	131 H Arkansas St.	2	0			
				91 A UT Arlington				0	5	133 A Northwestern St.	3	14			
				91 A UT Arlington				2	0	133 H Northwestern St.	11	6			
										159 A Jackson St.	2	7			
										159 H Jackson St.	10	7			
						184 H Eastern Ill.	4	3							
						184 H Eastern Ill.	5	6							
						184 H Eastern Ill.	7	6							
						236 H Northern Ky.	9	5							
						236 H Northern Ky.	13	10							
						236 H Northern Ky.	21	9							
						263 A SFA	11	13							
						263 A SFA	9	7							
						263 A SFA	7	10							
				LAST 10 GAMES											
				91 A UT Arlington				2	0	131 H Arkansas St.				7	31
				91 A UT Arlington				0	5	131 H Arkansas St.				2	0
				91 A UT Arlington				2	5	58 A Louisiana Tech				1	6
				159 H Jackson St.				10	7	60 A South Ala.				12	6
				131 H Arkansas St.				4	0	60 A South Ala.				3	5

Non-Div. I Games:

La. -Monroe

Average RPI Win:		199	WON-LOST RECORD		WINNING PCT. RANK		LAST 10 GAMES		STRENGTH OF SCHEDULE		OPP. STRENGTH OF SCHEDULE		TEAM RPI		ADJ RPI		CONF. RPI		ADJ CONF. RPI	
DIV. I ONLY			15-12-0		.55556 114		5-5-0		147		54		130		.50743 130		13		13	
DIV. I NON-CONF.			10-8-0		.55556 116		1-1-0		149		39		138		.50809 138		13		13	
TOTALS		RPI 1-25		RPI 26-50		W-L RECORDS		RPI 51-100		RPI 101-150		RPI 150+								
15-12-0		1-8-0		0-0-0		OVERALL		0-0-0		3-1-0		11-3-0								
12-7-0		1-4-0		0-0-0		HOME		0-0-0		3-1-0		8-2-0								
3-5-0		0-4-0		0-0-0		AWAY		0-0-0		0-0-0		3-1-0								
0-0-0		0-0-0		0-0-0		NEUTRAL		0-0-0		0-0-0		0-0-0								
10-8-0		1-8-0		0-0-0		NON-CONFERENCE		0-0-0		1-0-0		8-0-0								
9-4-0		1-4-0		0-0-0		HOME		0-0-0		1-0-0		7-0-0								
1-4-0		0-4-0		0-0-		AWAY		0-0-0		0-0-0		1-0-0								
0-0-0		0-0-0		0-0-0		NEUTRAL		0-0-0		0-0-0		0-0-0								
5-4-0		0-0-0		0-0-0		CONFERENCE		0-0-0		2-1-0		3-3-0								
3-3-0		0-0-0		0-0-0		HOME		0-0-0		2-1-0		1-2-0								
2-1-0		0-0-0		0-0-0		AWAY		0-0-0		0-0-0		2-1-0								
0-0-0		0-0-0		0-0-0		NEUTRAL		0-0-0		0-0-0		0-0-0								
RPI	S	Opponent		Score		RPI	S	Opponent		Score		RPI	S	Opponent		Score				
8	A	Georgia		4	6							127	H	Wake Forest		13	1			
8	A	Georgia		2	12							141	H	FIU		8	6			
8	A	Georgia		7	10							141	H	FIU		6	12			
10	H	East Carolina		1	3							141	H	FIU		10	9			
10	H	East Carolina		5	6							158	H	UAB		10	18			
10	H	East Carolina		2	12							158	H	UAB		3	4			
11	H	Arkansas		6	3							158	H	UAB		7	1			
12	H	North Carolina		2	14							168	A	Middle Tenn.		4	0			
17	A	NC State		6	9							168	A	Middle Tenn.		7	5			
												168	A	Middle Tenn.		2	12			
												245	H	Siena		10	1			
												245	H	Siena		14	3			
												245	H	Siena		12	5			
												245	H	Siena		9	2			
												261	A	Charleston So.		14	3			
												276	H	Iona		6	2			
												276	H	Iona		9	2			
												276	H	Iona		10	3			
				LAST 10 GAMES																
				158	H	UAB	3	4	168	A	Middle Tenn.	2	12							
				158	H	UAB	10	18	168	A	Middle Tenn.	4	0							
				158	H	UAB	7	1	11	H	Arkansas	6	3							
				12	H	North Carolina	2	14	141	H	FIU	8	6							
				168	A	Middle Tenn.	7	5	141	H	FIU	6	12							

Non-Div. I Games:

Charlotte

Average RPI Win: 149		WON-LOST	WINNING	LAST 10	STRENGTH OF		OPP. STRENGTH	TEAM	ADJ	CONF.	ADJ CONF.
Average RPI Loss: 61		RECORD	PCT. RANK	GAMES	SCHEDULE		OF SCHEDULE	RPI	RPI	RPI	RPI
DIV. I ONLY		11-13-0	.45833	175	3-7-0		111	64	131	.50706	131
DIV. I NON-CONF.		8-7-0	.53333	128	0-2-0		131	79	105	.52359	105
TOTALS		RPI 1-25	RPI 26-50		W-L RECORDS		RPI 51-100		RPI 101-150		RPI 150+
11-13-0		0-5-0	1-2-0		OVERALL		1-2-0		6-4-0		3-0-0
7-6-0		0-3-0	0-0-0		HOME		1-2-0		3-1-0		3-0-0
4-7-0		0-2-0	1-2-0		AWAY		0-0-0		3-3-0		0-0-0
0-0-0		0-0-0	0-0-0		NEUTRAL		0-0-0		0-0-0		0-0-0
8-7-0		0-2-0	1-2-0		NON-CONFERENCE		1-2-0		3-1-0		3-0-0
5-2-0		0-0-0	0-0-0		HOME		1-2-0		1-0-0		3-0-0
3-5-0		0-2-0	1-0-		AWAY		0-0-0		2-1-0		0-0-0
0-0-0		0-0-0	0-0-0		NEUTRAL		0-0-0		0-0-0		0-0-0
3-6-0		0-3-0	0-0-0		CONFERENCE		0-0-0		3-3-0		0-0-0
2-4-0		0-3-0	0-0-0		HOME		0-0-0		2-1-0		0-0-0
1-2-0		0-0-0	0-0-0		AWAY		0-0-0		1-2-0		0-0-0
0-0-0		0-0-0	0-0-0		NEUTRAL		0-0-0		0-0-0		0-0-0
RPI S	Opponent	Score	RPI S	Opponent	Score	RPI S	Opponent	Score	RPI S	Opponent	Score
19 H	Coastal Caro.	1 3	28 A	Missouri St.	4 12	64 H	Illinois St.	1 0	109 H	Louisiana	14 2
19 H	Coastal Caro.	14 26	28 A	Missouri St.	4 5	64 H	Illinois St.	3 18	109 H	Louisiana	8 7
19 H	Coastal Caro.	3 8	28 A	Missouri St.	4 1	64 H	Illinois St.	4 11	109 H	Louisiana	1 6
25 A	Missouri	1 11							125 H	Southern Ill.	9 8
25 A	Missouri	9 14							129 A	La. -Monroe	31 7
									129 A	La. -Monroe	0 4
									129 A	La. -Monroe	0 2
									136 A	New Orleans	12 3
									136 A	New Orleans	1 2
									136 A	New Orleans	6 3
									252 H	UT Martin	13 5
									264 H	Southeast Mo. St.	7 6
									287 H	Mississippi Val.	9 0
LAST 10 GAMES											
109 H	Louisiana	1 6	129 A	La. -Monroe	0 2	25 A	Missouri	9 14			
109 H	Louisiana	14 2	25 A	Missouri	1 11	19 H	Coastal Caro.	3 8			
109 H	Louisiana	8 7	19 H	Coastal Caro.	14 26						
129 A	La. -Monroe	0 4									
129 A	La. -Monroe	31 7									

Non-Div. I Games:

Arkansas St.

Average RPI Win:		174	WON-LOST		WINNING		LAST 10		STRENGTH OF		OPP. STRENGTH		TEAM		ADJ		CONF.		ADJ CONF.	
Average RPI Loss:		60	RECORD		PCT. RANK		GAMES		SCHEDULE		OF SCHEDULE		RPI		RPI		RPI		RPI	
DIV. I ONLY			15-11-1		.57407		105		3-7-0		161		44		132		.50687		132	
DIV. I NON-CONF.			11-6-1		.63889		76		1-2-0		186		85		126		.51411		126	
TOTALS		RPI 1-25		RPI 26-50		W-L RECORDS		RPI 51-100		RPI 101-150		RPI 150+								
15-11-1		0-3-0		2-5-0		OVERALL		1-1-0		1-1-0		11-1-1								
13-6-0		0-0-0		2-5-0		HOME		1-0-0		1-0-0		9-1-0								
2-5-1		0-3-0		0-0-0		AWAY		0-1-0		0-1-0		2-0-1								
0-0-0		0-0-0		0-0-0		NEUTRAL		0-0-0		0-0-0		0-0-0								
11-6-1		0-0-0		1-3-0		NON-CONFERENCE		1-1-0		1-1-0		8-1-1								
9-4-0		0-0-0		1-3-0		HOME		1-0-0		1-0-0		6-1-0								
2-2-1		0-0-0		0-0-		AWAY		0-1-0		0-1-0		2-0-1								
0-0-0		0-0-0		0-0-0		NEUTRAL		0-0-0		0-0-0		0-0-0								
4-5-0		0-3-0		1-2-0		CONFERENCE		0-0-0		0-0-0		3-0-0								
4-2-0		0-0-0		1-2-0		HOME		0-0-0		0-0-0		3-0-0								
0-3-0		0-3-0		0-0-0		AWAY		0-0-0		0-0-0		0-0-0								
0-0-0		0-0-0		0-0-0		NEUTRAL		0-0-0		0-0-0		0-0-0								
RPI	S	Opponent		Score		RPI	S	Opponent		Score		RPI	S	Opponent		Score				
19	A	Coastal Caro.		0 8		41	H	Little Rock		4 7		94	A	UTSA		2 7				
19	A	Coastal Caro.		3 11		41	H	Little Rock		3 6		94	H	UTSA		5 2				
19	A	Coastal Caro.		3 7		41	H	Little Rock		10 6										
						45	H	Texas		1 6										
						49	H	Oklahoma St.		10 1										
						49	H	Oklahoma St.		2 6										
						49	H	Oklahoma St.		5 6										
						LAST 10 GAMES														
						41	H	Little Rock		10 6		19	A	Coastal Caro.		3 7				
						41	H	Little Rock		4 7		19	A	Coastal Caro.		0 8				
						41	H	Little Rock		3 6		155	H	Incarnate Word		6 5				
						45	H	Texas		1 6		94	A	UTSA		2 7				
						19	A	Coastal Caro.		3 11		195	H	Appalachi an St.		7 2				

Non-Div. I Games:

Texas St.

[illegible]

**Non-Div. I Games:**

Northwestern St.

Average RPI Win: 192		WON-LOST	WINNING	LAST 10	STRENGTH OF		OPP. STRENGTH	TEAM	ADJ		CONF.	ADJ CONF.			
Average RPI Loss: 105		RECORD	PCT. RANK	GAMES	SCHEDULE		OF SCHEDULE	RPI	RPI		RPI	RPI			
DIV. I ONLY		7-17-0	.29167	256	4-5-0		38	211	134	.50604	134	21	21		
DIV. I NON-CONF.		4-14-0	.22222	263	1-2-0		28	134	170	.49292	170	21	21		
TOTALS		RPI 1-25	RPI 26-50		W-L RECORDS		RPI 51-100		RPI 101-150		RPI 150+				
7-17-0		0-3-0	0-1-0		OVERALL		2-6-0		0-2-0		5-5-0				
0-0-0		0-0-0	0-0-0		HOME		0-0-0		0-0-0		0-0-0				
4-14-0		0-3-0	0-0-0		AWAY		0-5-0		0-1-0		4-5-0				
3-3-0		0-0-0	0-1-0		NEUTRAL		2-1-0		0-1-0		1-0-0				
4-14-0		0-3-0	0-1-0		NON-CONFERENCE		2-6-0		0-2-0		2-2-0				
0-0-0		0-0-0	0-0-0		HOME		0-0-0		0-0-0		0-0-0				
1-11-0		0-3-0	0-0-		AWAY		0-5-0		0-1-0		1-2-0				
3-3-0		0-0-0	0-1-0		NEUTRAL		2-1-0		0-1-0		1-0-0				
3-3-0		0-0-0	0-0-0		CONFERENCE		0-0-0		0-0-0		3-3-0				
0-0-0		0-0-0	0-0-0		HOME		0-0-0		0-0-0		0-0-0				
3-3-0		0-0-0	0-0-0		AWAY		0-0-0		0-0-0		3-3-0				
0-0-0		0-0-0	0-0-0		NEUTRAL		0-0-0		0-0-0		0-0-0				
RPI S	Opponent	Score		RPI S	Opponent	Score		RPI S	Opponent	Score		RPI S	Opponent	Score	
8 A	Georgi a	0	7	34 N	Iowa	3	4	57 A	Ohio St.	4	19	126 A	Southeastern La.	6	7
8 A	Georgi a	3	8					75 N	Pittsburgh	3	17	126 N	Southeastern La.	5	7
8 A	Georgi a	6	7					76 A	Austin Peay	4	16	197 A	Mi ami (OH)	7	8
								76 A	Austin Peay	7	8	197 A	Mi ami (OH)	6	7
								76 A	Austin Peay	2	12	197 A	Mi ami (OH)	8	4
								81 A	LSU	1	8	198 A	Ci nci nnati	13	7
								97 N	Sai nt Loui s	4	1	198 A	Ci nci nnati	4	5
								97 N	Sai nt Loui s	16	8	198 A	Ci nci nnati	8	9
												237 A	Western Mi ch.	13	4
												237 A	Western Mi ch.	0	5
												237 A	Western Mi ch.	3	0
												283 N	Sacred Heart	7	2
				LAST 10 GAMES											
				197 A	Mi ami (OH)	6	7	237 A	Western Mi ch.	3	0				
				197 A	Mi ami (OH)	8	4	237 A	Western Mi ch.	0	5				
				197 A	Mi ami (OH)	7	8	198 A	Ci nci nnati	8	9				
				57 A	Ohio St.	4	19	198 A	Ci nci nnati	13	7				
				237 A	Western Mi ch.	13	4	198 A	Ci nci nnati	4	5				

Non-Div. I Games:

Tol edo

Average RPI Win:	113	WON-LOST RECORD	WINNING PCT. RANK	LAST 10 GAMES	STRENGTH OF SCHEDULE	OPP. STRENGTH OF SCHEDULE	TEAM RPI	ADJ RPI	CONF. RPI	ADJ CONF. RPI	
DIV. I ONLY	12-14-1	.46296	167	4-5-0	105	108	135	.50602	135	10	10
DIV. I NON-CONF.	8-9-1	.47222	161	0-0-0	81	122	146	.5057	146	10	10
TOTALS	RPI 1-25	RPI 26-50	W-L RECORDS		RPI 51-100	RPI 101-150	RPI 150+				
12-14-1	1-0-0	0-1-0	OVERALL		5-7-0	4-3-0	2-3-0				
7-6-1	0-0-0	0-0-0	HOME		4-4-0	2-0-0	1-2-0				
4-7-0	1-0-0	0-0-0	AWAY		1-3-0	2-3-0	0-1-0				
1-1-0	0-0-0	0-1-0	NEUTRAL		0-0-0	0-0-0	1-0-0				
8-9-1	1-0-0	0-1-0	NON-CONFERENCE		2-4-0	3-1-0	2-3-0				
5-5-0	0-0-0	0-0-0	HOME		2-3-0	2-0-0	1-2-0				
2-3-0	1-0-0	0-0-	AWAY		0-1-0	1-1-0	0-1-0				
1-1-0	0-0-0	0-1-0	NEUTRAL		0-0-0	0-0-0	1-0-0				
4-5-0	0-0-0	0-0-0	CONFERENCE		3-3-0	1-2-0	0-0-0				
2-1-0	0-0-0	0-0-0	HOME		2-1-0	0-0-0	0-0-0				
2-4-0	0-0-0	0-0-0	AWAY		1-2-0	1-2-0	0-0-0				
0-0-0	0-0-0	0-0-0	NEUTRAL		0-0-0	0-0-0	0-0-0				
RPI S Opponent	Score	RPI S Opponent	Score	RPI S Opponent	Score	RPI S Opponent	Score				
10 A East Carolina	12 2	28 N Missouri St.	7 8	54 A UCLA	1 2	104 A Loyol a Marymount	3 5				
				58 H Loui si ana Tech	2 1	104 A Loyol a Marymount	6 2				
				58 H Loui si ana Tech	2 3	104 A Loyol a Marymount	3 4				
				58 H Loui si ana Tech	1 0	116 H New Mexi co	11 7				
				58 H Loui si ana Tech	3 9	146 A CSUN	3 2				
				87 H BYU	6 13	146 A CSUN	4 8				
				87 H BYU	5 2	146 H CSUN	6 1				
				87 H BYU	2 0	186 A Campbel l	2 15				
				88 A Gonzaga	0 7	218 N Sai nt Joseph' s	11 2				
				88 A Gonzaga	11 8	242 H Mi chi gan St.	0 1				
				88 A Gonzaga	0 1	242 H Mi chi gan St.	2 5				
				99 H Ari zona St.	7 10	242 H Mi chi gan St.	5 1				
LAST 10 GAMES											
87 H BYU	5 2	104 A Loyol a Marymount	6 2								
87 H BYU	6 13	88 A Gonzaga	0 7								
87 H BYU	2 0	88 A Gonzaga	11 8								
104 A Loyol a Marymount	3 4	88 A Gonzaga	0 1								
104 A Loyol a Marymount	3 5	116 H New Mexi co	11 7								

Non-Div. I Games:

Pepperdine

Average RPI Win:	162	WON-LOST RECORD		WINNING PCT. RANK		LAST 10 GAMES		STRENGTH OF SCHEDULE		OPP. STRENGTH OF SCHEDULE		TEAM RPI		ADJ RPI		CONF. RPI		ADJ CONF. RPI					
DIV. I ONLY		13-15-0		.46429	164	5-5-0		86		188		136		.50522	136	17		17					
DIV. I NON-CONF.		8-8-0		.5	141	1-1-0		109		194		178		.4885	178	19		19					
<hr/>																							
TOTALS		RPI 1-25		RPI 26-50		W-L RECORDS		RPI 51-100		RPI 101-150		RPI 150+											
13-15-0		0-1-0		0-2-0		OVERALL		1-1-0		7-7-0		5-4-0											
7-8-0		0-0-0		0-2-0		HOME		0-0-0		3-5-0		4-1-0											
6-6-0		0-1-0		0-0-0		AWAY		1-1-0		4-2-0		1-2-0											
0-1-0		0-0-0		0-0-0		NEUTRAL		0-0-0		0-0-0		0-1-0											
8-8-0		0-1-0		0-2-0		NON-CONFERENCE		1-1-0		3-2-0		4-2-0											
7-5-0		0-0-0		0-2-0		HOME		0-0-0		3-2-0		4-1-0											
1-2-0		0-1-0		0-0-		AWAY		1-1-0		0-0-0		0-0-0											
0-1-0		0-0-0		0-0-0		NEUTRAL		0-0-0		0-0-0		0-1-0											
5-7-0		0-0-0		0-0-0		CONFERENCE		0-0-0		4-5-0		1-2-0											
0-3-0		0-0-0		0-0-0		HOME		0-0-0		0-3-0		0-0-0											
5-4-0		0-0-0		0-0-0		AWAY		0-0-0		4-2-0		1-2-0											
0-0-0		0-0-0		0-0-0		NEUTRAL		0-0-0		0-0-0		0-0-0											
RPI	S	Opponent		Score		RPI	S	Opponent		Score		RPI	S	Opponent		Score		RPI	S	Opponent		Score	
5	A	Ole Miss		4	9	34	H	Iowa		2	8	60	A	South Ala.		8	2	103	H	Virginia Tech		4	2
						39	H	Southern Miss.		7	9	81	A	LSU		6	14	105	A	A&M-Corpus Christi		2	0
																		105	A	A&M-Corpus Christi		13	8
																		105	A	A&M-Corpus Christi		6	5
																		106	H	Central Ark.		3	5
																		106	H	Central Ark.		7	16
																		106	H	Central Ark.		2	4
																		126	A	Southeastern La.		1	3
																		126	A	Southeastern La.		8	1
																		126	A	Southeastern La.		6	7
																		131	H	Arkansas St.		3	6
																		131	H	Arkansas St.		2	1
																		131	H	Arkansas St.		3	12
																		144	H	Tulane		8	7
																		159	H	Jackson St.		2	4
																		191	H	Ball St.		10	1
																		240	H	Ill. -Chicago		5	4
																		246	A	Abilene Christian		5	6
																		246	A	Abilene Christian		6	7
																		246	A	Abilene Christian		14	10
																		257	N	Alabama St.		3	6
																		272	H	Southern U.		6	2
																		272	H	Southern U.		14	3

**Non-Div. I Games:**

New Orleans



Average RPI Win: 168		WON-LOST	WINNING	LAST 10	STRENGTH OF	OPP. STRENGTH	TEAM	ADJ	CONF.	ADJ CONF.					
Average RPI Loss: 138		RECORD	PCT. RANK	GAMES	SCHEDULE	OF SCHEDULE	RPI	RPI	RPI	RPI					
DIV. I ONLY		10-14-0	.41667	197	4-6-0	148	175	137	.50458	137	22	22			
DIV. I NON-CONF.		7-11-0	.38889	198	1-3-0	172	101	157	.49913	157	20	20			
<hr/>															
TOTALS		RPI 1-25		RPI 26-50		W-L RECORDS		RPI 51-100		RPI 101-150		RPI 150+			
10-14-0		0-0-0		0-3-0		OVERALL		0-0-0		2-4-0		8-7-0			
0-0-0		0-0-0		0-0-0		HOME		0-0-0		0-0-0		0-0-0			
5-11-0		0-0-0		0-3-0		AWAY		0-0-0		2-4-0		3-4-0			
5-3-0		0-0-0		0-0-0		NEUTRAL		0-0-0		0-0-0		5-3-0			
7-11-0		0-0-0		0-3-0		NON-CONFERENCE		0-0-0		2-4-0		5-4-0			
0-0-0		0-0-0		0-0-0		HOME		0-0-0		0-0-0		0-0-0			
4-9-0		0-0-0		0-0-		AWAY		0-0-0		2-4-0		2-2-0			
3-2-0		0-0-0		0-0-0		NEUTRAL		0-0-0		0-0-0		3-2-0			
3-3-0		0-0-0		0-0-0		CONFERENCE		0-0-0		0-0-0		3-3-0			
0-0-0		0-0-0		0-0-0		HOME		0-0-0		0-0-0		0-0-0			
1-2-0		0-0-0		0-0-0		AWAY		0-0-0		0-0-0		1-2-0			
2-1-0		0-0-0		0-0-0		NEUTRAL		0-0-0		0-0-0		2-1-0			
RPI	S	Opponent	Score	RPI	S	Opponent	Score	RPI	S	Opponent	Score	RPI	S	Opponent	Score
				29	A	Vanderbi l t	0 15			127	A	Wake Forest	1 8		
				29	A	Vanderbi l t	2 9			127	A	Wake Forest	7 14		
				29	A	Vanderbi l t	2 15			127	A	Wake Forest	5 3		
										138	A	James Madi son	4 5		
										138	A	James Madi son	5 6		
										138	A	James Madi son	7 6		
										157	N	Morehead St.	2 1		
										157	N	Morehead St.	12 6		
										164	N	Gardner-Webb	9 0		
										167	A	Stony Brook	6 5		
										167	A	Stony Brook	8 9		
										167	A	Stony Brook	5 6		
										176	A	VMI	8 4		
										176	A	VMI	9 5		
										176	A	VMI	3 6		
										191	N	Ball St.	3 4		
										191	N	Ball St.	5 8		
										211	N	Al bany (NY)	0 1		
										211	N	Al bany (NY)	3 2		
										211	N	Al bany (NY)	1 0		
										214	A	Marist	7 8		
LAST 10 GAMES				LAST 10 GAMES				LAST 10 GAMES				LAST 10 GAMES			
				167	A	Stony Brook	8 9	211	N	Al bany (NY)	0 1				
				167	A	Stony Brook	6 5	211	N	Al bany (NY)	3 2				
				167	A	Stony Brook	5 6	138	A	James Madi son	7 6				
				214	A	Marist	7 8	138	A	James Madi son	5 6				
				211	N	Al bany (NY)	1 0	138	A	James Madi son	4 5				

Non-Div. I Games:

UMass Lowell

Average RPI Win: 154		WON-LOST	WINNING	LAST 10	STRENGTH OF		OPP. STRENGTH	TEAM	ADJ	CONF.	ADJ CONF.
Average RPI Loss: 122		RECORD	PCT. RANK	GAMES	SCHEDULE		OF SCHEDULE	RPI	RPI	RPI	RPI
DIV. I ONLY		14-12-0	.53846	120	4-6-0		126	178	138	.50419	138
DIV. I NON-CONF.		12-8-0	.6	96	2-2-0		143	222	120	.51617	120
TOTALS		RPI 1-25	RPI 26-50		W-L RECORDS		RPI 51-100		RPI 101-150		RPI 150+
14-12-0		1-2-0	0-0-0		OVERALL		2-3-0		3-2-0		8-5-0
9-9-0		1-2-0	0-0-0		HOME		1-2-0		2-1-0		5-4-0
5-3-0		0-0-0	0-0-0		AWAY		1-1-0		1-1-0		3-1-0
0-0-0		0-0-0	0-0-0		NEUTRAL		0-0-0		0-0-0		0-0-0
12-8-0		0-0-0	0-0-0		NON-CONFERENCE		2-3-0		3-2-0		7-3-0
7-5-0		0-0-0	0-0-0		HOME		1-2-0		2-1-0		4-2-0
5-3-0		0-0-0	0-0-		AWAY		1-1-0		1-1-0		3-1-0
0-0-0		0-0-0	0-0-0		NEUTRAL		0-0-0		0-0-0		0-0-0
2-4-0		1-2-0	0-0-0		CONFERENCE		0-0-0		0-0-0		1-2-0
2-4-0		1-2-0	0-0-0		HOME		0-0-0		0-0-0		1-2-0
0-0-0		0-0-0	0-0-0		AWAY		0-0-0		0-0-0		0-0-0
0-0-0		0-0-0	0-0-0		NEUTRAL		0-0-0		0-0-0		0-0-0
RPI	S	Opponent	Score	RPI	S	Opponent	Score	RPI	S	Opponent	Score
13	H	Northeastern	2 10					53	A	Tennessee	1 10
13	H	Northeastern	1 8					53	A	Tennessee	21 2
13	H	Northeastern	6 3					83	H	Fordham	3 5
								83	H	Fordham	6 14
								83	H	Fordham	7 6
								128	A	Virginia	2 3
								137	H	UMass Lowell	6 7
								137	H	UMass Lowell	5 4
								137	H	UMass Lowell	6 5
								142	A	Richmond	10 6
								153	A	Liberty	1 4
								160	A	High Point	3 1
								160	A	High Point	4 3
								160	A	High Point	5 1
								161	H	Elon	2 8
								161	H	Elon	4 6
								161	H	Elon	4 3
								211	H	Albany (NY)	6 2
								211	H	Albany (NY)	4 3
								211	H	Albany (NY)	5 8
								265	H	St. Bonaventure	14 3
								265	H	St. Bonaventure	0 1
								265	H	St. Bonaventure	9 5
				LAST 10 GAMES							
				13	H	Northeastern	1 8	161	H	Elon	4 3
				13	H	Northeastern	6 3	137	H	UMass Lowell	6 7
				13	H	Northeastern	2 10	137	H	UMass Lowell	6 5
				161	H	Elon	4 6	137	H	UMass Lowell	5 4
				161	H	Elon	2 8	128	A	Virginia	2 3

Non-Div. I Games:

James Madison

Average RPI Win: 204		WON-LOST	WINNING	LAST 10	STRENGTH OF		OPP. STRENGTH	TEAM	ADJ	CONF.	ADJ CONF.
Average RPI Loss: 86		RECORD	PCT. RANK	GAMES	SCHEDULE		OF SCHEDULE	RPI	RPI	RPI	RPI
DIV. I ONLY		20-9-0	.68966	38	7-3-0		240	109	139	.50356	139
DIV. I NON-CONF.		16-7-0	.69565	48	3-1-0		252	128	169	.49312	169
TOTALS		RPI 1-25	RPI 26-50		W-L RECORDS		RPI 51-100		RPI 101-150		RPI 150+
20-9-0		0-3-0	2-2-0		OVERALL		2-1-0		0-0-0		16-3-0
17-5-0		0-1-0	1-0-0		HOME		1-1-0		0-0-0		15-3-0
2-4-0		0-2-0	1-2-0		AWAY		0-0-0		0-0-0		1-0-0
1-0-0		0-0-0	0-0-0		NEUTRAL		1-0-0		0-0-0		0-0-0
16-7-0		0-3-0	1-0-0		NON-CONFERENCE		2-1-0		0-0-0		13-3-0
14-5-0		0-1-0	1-0-0		HOME		1-1-0		0-0-0		12-3-0
1-2-0		0-2-0	0-0-		AWAY		0-0-0		0-0-0		1-0-0
1-0-0		0-0-0	0-0-0		NEUTRAL		1-0-0		0-0-0		0-0-0
4-2-0		0-0-0	1-2-0		CONFERENCE		0-0-0		0-0-0		3-0-0
3-0-0		0-0-0	0-0-0		HOME		0-0-0		0-0-0		3-0-0
1-2-0		0-0-0	1-2-0		AWAY		0-0-0		0-0-0		0-0-0
0-0-0		0-0-0	0-0-0		NEUTRAL		0-0-0		0-0-0		0-0-0
RPI S	Opponent	Score	RPI S	Opponent	Score	RPI S	Opponent	Score	RPI S	Opponent	Score
4 A	Clemson	3 6	32 A	Mercer	5 7	72 H	Xavier	16 2	152 H	UNC Asheville	4 10
8 A	Georgia	0 5	32 A	Mercer	14 10	83 H	Fordham	1 2	164 A	Gardner-Webb	7 4
20 H	Kentucky	1 6	32 A	Mercer	2 3	93 N	Boston College	12 10	164 H	Gardner-Webb	8 13
			43 H	Seton Hall	12 5				185 H	Winthrop	5 3
									214 H	Marist	9 4
									214 H	Marist	18 4
									214 H	Marist	7 5
									239 H	Dayton	4 2
									245 H	Siena	12 6
									245 H	Siena	10 4
									245 H	Siena	13 8
									258 H	USC Upstate	10 2
									259 H	Western Caro.	6 5
									259 H	Western Caro.	5 3
									259 H	Western Caro.	3 2
									279 H	Penn	5 4
									279 H	Penn	7 6
									279 H	Penn	8 6
									280 H	Presbyterian	2 9
			LAST 10 GAMES								
			259 H	Western Caro.	3 2	32 A	Mercer	2 3			
			259 H	Western Caro.	5 3	32 A	Mercer	5 7			
			259 H	Western Caro.	6 5	164 A	Gardner-Webb	7 4			
			185 H	Winthrop	5 3	164 H	Gardner-Webb	8 13			
			32 A	Mercer	14 10	245 H	Siena	13 8			

Non-Div. I Games:

Wofford

Average RPI Win:	159	WON-LOST RECORD	WINNING PCT. RANK	LAST 10 GAMES	STRENGTH OF SCHEDULE	OPP. STRENGTH OF SCHEDULE	TEAM RPI	ADJ RPI	CONF. RPI	ADJ CONF. RPI	
Average RPI Loss:	127										
DIV. I ONLY	11-14-0	.44	188	6-4-0	145	156	140	.50339	140	23	23
DIV. I NON-CONF.	7-12-0	.36842	207	2-2-0	206	36	163	.49729	163	26	26
<hr/>											
TOTALS	RPI 1-25	RPI 26-50		W-L RECORDS		RPI 51-100		RPI 101-150		RPI 150+	
11-14-0	0-0-0	0-0-0		OVERALL		1-4-0		4-6-0		6-4-0	
4-3-0	0-0-0	0-0-0		HOME		0-1-0		0-0-0		4-2-0	
7-11-0	0-0-0	0-0-0		AWAY		1-3-0		4-6-0		2-2-0	
0-0-0	0-0-0	0-0-0		NEUTRAL		0-0-0		0-0-0		0-0-0	
7-12-0	0-0-0	0-0-0		NON-CONFERENCE		1-4-0		4-6-0		2-2-0	
0-1-0	0-0-0	0-0-0		HOME		0-1-0		0-0-0		0-0-0	
7-11-0	0-0-0	0-0-		AWAY		1-3-0		4-6-0		2-2-0	
0-0-0	0-0-0	0-0-0		NEUTRAL		0-0-0		0-0-0		0-0-0	
4-2-0	0-0-0	0-0-0		CONFERENCE		0-0-0		0-0-0		4-2-0	
4-2-0	0-0-0	0-0-0		HOME		0-0-0		0-0-0		4-2-0	
0-0-0	0-0-0	0-0-0		AWAY		0-0-0		0-0-0		0-0-0	
0-0-0	0-0-0	0-0-0		NEUTRAL		0-0-0		0-0-0		0-0-0	
RPI	S	Opponent	Score	RPI	S	Opponent	Score	RPI	S	Opponent	Score
						87 A	BYU	3		9	
						87 H	BYU	2		14	
						92 A	Mississippi St.	2		4	
						92 A	Mississippi St.	2		1	
						92 A	Mississippi St.	3		5	

Non-Div. I Games:

Utah Valley

Average RPI Win: 174		WON-LOST	WINNING	LAST 10	STRENGTH OF		OPP. STRENGTH	TEAM	ADJ		CONF.	ADJ CONF.
Average RPI Loss: 124		RECORD	PCT. RANK	GAMES	SCHEDULE		OF SCHEDULE	RPI	RPI		RPI	RPI
DIV. I ONLY		13-16-0	.44828	182	4-6-0		41	219	141	.50153	141	13
DIV. I NON-CONF.		9-11-0	.45	174	0-2-0		32	247	174	.49095	174	13
TOTALS		RPI 1-25	RPI 26-50		W-L RECORDS		RPI 51-100		RPI 101-150		RPI 150+	
13-16-0		1-2-0	0-2-0		OVERALL		2-2-0		2-5-0		8-5-0	
10-9-0		1-2-0	0-1-0		HOME		1-0-0		1-2-0		7-4-0	
2-5-0		0-0-0	0-1-0		AWAY		1-2-0		1-2-0		0-0-0	
1-2-0		0-0-0	0-0-0		NEUTRAL		0-0-0		0-1-0		1-1-0	
9-11-0		1-2-0	0-2-0		NON-CONFERENCE		1-0-0		1-3-0		6-4-0	
8-8-0		1-2-0	0-1-0		HOME		1-0-0		1-2-0		5-3-0	
0-1-0		0-0-0	0-0-		AWAY		0-0-0		0-0-0		0-0-0	
1-2-0		0-0-0	0-0-0		NEUTRAL		0-0-0		0-1-0		1-1-0	
4-5-0		0-0-0	0-0-0		CONFERENCE		1-2-0		1-2-0		2-1-0	
2-1-0		0-0-0	0-0-0		HOME		0-0-0		0-0-0		2-1-0	
2-4-0		0-0-0	0-0-0		AWAY		1-2-0		1-2-0		0-0-0	
0-0-0		0-0-0	0-0-0		NEUTRAL		0-0-0		0-0-0		0-0-0	
RPI S	Opponent	Score	RPI S	Opponent	Score	RPI S	Opponent	Score	RPI S	Opponent	Score	
25 H	Missouri	1 3	31 A	Stetson	3 5	58 A	Louisiana Tech	9 7	112 H	Jacksonville St.	6 13	
25 H	Missouri	11 5	36 H	FGCU	6 13	58 A	Louisiana Tech	0 3	112 H	Jacksonville St.	7 2	
25 H	Missouri	1 22				58 A	Louisiana Tech	6 7	112 H	Jacksonville St.	6 12	
						78 H	Miami (FL)	5 3	113 N	Rutgers	3 6	
									130 A	Charlotte	6 8	
									130 A	Charlotte	9 10	
									130 A	Charlotte	12 6	
									210 H	George Mason	14 3	
									210 H	George Mason	8 12	
									210 H	George Mason	16 0	
									212 H	Old Dominion	5 4	
									212 H	Old Dominion	3 4	
									212 H	Old Dominion	8 7	
									218 N	Saint Joseph's	2 3	
									237 N	Western Mich.	4 2	
									243 H	Florida A&M	7 2	
									243 H	Florida A&M	4 8	
									270 H	Grambling	12 7	
									270 H	Grambling	7 8	
									270 H	Grambling	3 0	
			LAST 10 GAMES									
			58 A	Louisiana Tech	0 3	212 H	Old Dominion	5 4				
			58 A	Louisiana Tech	6 7	31 A	Stetson	3 5				
			58 A	Louisiana Tech	9 7	36 H	FGCU	6 13				
			212 H	Old Dominion	3 4	130 A	Charlotte	6 8				
			212 H	Old Dominion	8 7	130 A	Charlotte	12 6				

Non-Div. I Games:

FIU

Average RPI Win:		212	WON-LOST RECORD		WINNING PCT. RANK		LAST 10 GAMES		STRENGTH OF SCHEDULE		OPP. STRENGTH OF SCHEDULE		TEAM RPI		ADJ RPI		CONF. RPI		ADJ CONF. RPI					
DIV. I ONLY			16-11-0		.59259		90		7-3-0		189		205		142		.50117		142		20		20	
DIV. I NON-CONF.			12-8-0		.6		96		4-0-0		231		186		168		.49364		168		22		22	
TOTALS		RPI 1-25		RPI 26-50		W-L RECORDS		RPI 51-100		RPI 101-150		RPI 150+												
16-11-0		0-0-0		0-4-0		OVERALL		2-0-0		0-1-0		14-6-0												
12-3-0		0-0-0		0-0-0		HOME		1-0-0		1-0-0		11-2-0												
3-7-0		0-0-0		0-3-0		AWAY		1-0-0		0-0-0		2-4-0												
1-1-0		0-0-0		0-1-0		NEUTRAL		0-0-0		0-0-0		1-0-0												
12-8-0		0-0-0		0-4-0		NON-CONFERENCE		2-0-0		0-1-0		10-3-0												
10-2-0		0-0-0		0-0-0		HOME		1-0-0		1-0-0		9-1-0												
2-5-0		0-0-0		0-0-		AWAY		1-0-0		0-0-0		1-2-0												
0-1-0		0-0-0		0-1-0		NEUTRAL		0-0-0		0-0-0		0-0-0												
4-3-0		0-0-0		0-0-0		CONFERENCE		0-0-0		0-0-0		4-3-0												
2-1-0		0-0-0		0-0-0		HOME		0-0-0		0-0-0		2-1-0												
1-2-0		0-0-0		0-0-0		AWAY		0-0-0		0-0-0		1-2-0												
1-0-0		0-0-0		0-0-0		NEUTRAL		0-0-0		0-0-0		1-0-0												
RPI	S	Opponent		Score		RPI	S	Opponent		Score		RPI	S	Opponent		Score								
				31	A	Stetson	2	5	56	A	Jacksonville	4	3	138	H	James Madi son	6	10						
				31	A	Stetson	1	5	85	H	Maryl and	10	3	207	H	Bi nghamton	4	5						
				31	A	Stetson	0	7						207	H	Bi nghamton	6	4						
				33	N	Louisvill e	3	4						207	H	Bi nghamton	3	2						
														210	A	George Mason	0	1						
														210	A	George Mason	5	1						
														210	A	George Mason	1	5						
														210	N	George Mason	16	2						
														212	A	Ol d Domini on	2	4						
														213	H	Massachusetts	7	1						
														213	H	Massachusetts	17	5						
														213	H	Massachusetts	1	2						
														225	H	Lehi gh	7	0						
														226	H	Monmouth	7	6						
														229	A	The Ci tadel	2	5						
														229	A	The Ci tadel	13	3						
														232	H	Princeton	7	3						
														235	H	Yal e	8	5						
														282	H	Towson	10	5						
														282	H	Towson	7	3						
														282	H	Towson	11	5						
LAST 10 GAMES																								
				210	A	George Mason	5	1	213	H	Massachusetts	1	2											
				210	A	George Mason	1	5	213	H	Massachusetts	17	5											
				210	A	George Mason	0	1	232	H	Princeton	7	3											
				85	H	Maryl and	10	3	226	H	Monmouth	7	6											
				213	H	Massachusetts	7	1	235	H	Yale	8	5											

Non-Div. I Games:

Richmond

Average RPI Win: 169		WON-LOST	WINNING	LAST 10	STRENGTH OF		OPP. STRENGTH	TEAM	ADJ		CONF.	ADJ CONF.
Average RPI Loss: 106		RECORD	PCT. RANK	GAMES	SCHEDULE		OF SCHEDULE	RPI	RPI		RPI	RPI
DIV. I ONLY		16-11-0	.59259	90	5-5-0		180	77	143		6	6
DIV. I NON-CONF.		12-3-0	.8	21	3-1-0		261	123	118		9	9
TOTALS		RPI 1-25	RPI 26-50		W-L RECORDS		RPI 51-100		RPI 101-150		RPI 150+	
16-11-0		0-3-0	1-2-0		OVERALL		1-0-0		4-2-0		10-4-0	
15-5-0		0-0-0	1-2-0		HOME		1-0-0		4-2-0		9-1-0	
1-6-0		0-3-0	0-0-0		AWAY		0-0-0		0-0-0		1-3-0	
0-0-0		0-0-0	0-0-0		NEUTRAL		0-0-0		0-0-0		0-0-0	
12-3-0		0-0-0	0-0-0		NON-CONFERENCE		1-0-0		2-1-0		9-2-0	
12-2-0		0-0-0	0-0-0		HOME		1-0-0		2-1-0		9-1-0	
0-1-0		0-0-0	0-0-		AWAY		0-0-0		0-0-0		0-1-0	
0-0-0		0-0-0	0-0-0		NEUTRAL		0-0-0		0-0-0		0-0-0	
4-8-0		0-3-0	1-2-0		CONFERENCE		0-0-0		2-1-0		1-2-0	
3-3-0		0-0-0	1-2-0		HOME		0-0-0		2-1-0		0-0-0	
1-5-0		0-3-0	0-0-0		AWAY		0-0-0		0-0-0		1-2-0	
0-0-0		0-0-0	0-0-0		NEUTRAL		0-0-0		0-0-0		0-0-0	
RPI S	Opponent	Score	RPI S	Opponent	Score	RPI S	Opponent	Score	RPI S	Opponent	Score	
21 A	UNLV	6 7	27 H	Nevada	1 5	77 H	San Francisco	3 2	116 H	New Mexico	4 5	
21 A	UNLV	4 5	27 H	Nevada	12 18				116 H	New Mexico	5 4	
21 A	UNLV	6 7	27 H	Nevada	5 4				116 H	New Mexico	5 1	
									120 H	Long Beach St.	2 0	
									120 H	Long Beach St.	15 7	
									120 H	Long Beach St.	10 24	
									180 H	UC Riverside	11 5	
									183 H	Houston Baptist	4 1	
									183 H	Houston Baptist	7 6	
									183 H	Houston Baptist	0 2	
									183 H	Houston Baptist	3 2	
									204 A	San Jose St.	1 10	
									204 A	San Jose St.	1 4	
									204 A	San Jose St.	6 3	
									221 A	UC Santa Barbara	2 7	
									221 H	UC Santa Barbara	6 1	
									242 H	Michigan St.	2 1	
									242 H	Michigan St.	9 4	
									242 H	Michigan St.	5 4	
									242 H	Michigan St.	5 4	
LAST 10 GAMES												
					120 H	Long Beach St.	2 0	27 H	Nevada	5 4		
					120 H	Long Beach St.	15 7	27 H	Nevada	1 5		
					120 H	Long Beach St.	10 24	204 A	San Jose St.	1 10		
					180 H	UC Riverside	11 5	204 A	San Jose St.	6 3		
					27 H	Nevada	12 18	204 A	San Jose St.	1 4		

Non-Div. I Games:

Fresno St.

Average RPI Win: 155		WON-LOST	WINNING	LAST 10	STRENGTH OF		OPP. STRENGTH	TEAM	ADJ	CONF.	ADJ CONF.
Average RPI Loss: 89		RECORD	PCT. RANK	GAMES	SCHEDULE		OF SCHEDULE	RPI	RPI	RPI	RPI
DIV. I ONLY		12-17-0	.41379	200	4-6-0		66	112	144	.49987	144
DIV. I NON-CONF.		9-14-0	.3913	196	1-3-0		75	98	180	.4871	180
TOTALS		RPI 1-25	RPI 26-50		W-L RECORDS		RPI 51-100		RPI 101-150		RPI 150+
12-17-0		0-3-0	0-1-0		OVERALL		3-4-0		2-8-0		7-1-0
10-7-0		0-0-0	0-1-0		HOME		2-1-0		1-4-0		7-1-0
2-10-0		0-3-0	0-0-0		AWAY		1-3-0		1-4-0		0-0-0
0-0-0		0-0-0	0-0-0		NEUTRAL		0-0-0		0-0-0		0-0-0
9-14-0		0-3-0	0-1-0		NON-CONFERENCE		2-2-0		2-8-0		5-0-0
8-6-0		0-0-0	0-1-0		HOME		2-1-0		1-4-0		5-0-0
1-8-0		0-3-0	0-0-		AWAY		0-1-0		1-4-0		0-0-0
0-0-0		0-0-0	0-0-0		NEUTRAL		0-0-0		0-0-0		0-0-0
3-3-0		0-0-0	0-0-0		CONFERENCE		1-2-0		0-0-0		2-1-0
2-1-0		0-0-0	0-0-0		HOME		0-0-0		0-0-0		2-1-0
1-2-0		0-0-0	0-0-0		AWAY		1-2-0		0-0-0		0-0-0
0-0-0		0-0-0	0-0-0		NEUTRAL		0-0-0		0-0-0		0-0-0
RPI S	Opponent	Score	RPI S	Opponent	Score	RPI S	Opponent	Score	RPI S	Opponent	Score
5 A	Ole Miss	4 5	39 H	Southern Miss.	3 12	55 A	South Fla.	3 14	109 H	Louisiana	2 5
5 A	Ole Miss	3 6				55 A	South Fla.	3 2	119 H	Cal St. Fullerton	3 9
5 A	Ole Miss	1 9				55 A	South Fla.	8 10	119 H	Cal St. Fullerton	6 9
						81 A	LSU	4 10	119 H	Cal St. Fullerton	9 3
						90 H	Purdue	8 12	120 A	Long Beach St.	0 1
						90 H	Purdue	1 0	120 A	Long Beach St.	2 13
						90 H	Purdue	6 2	120 A	Long Beach St.	10 6
									126 A	Southeastern La.	3 9
									126 H	Southeastern La.	12 13
									136 A	New Orleans	7 8
									171 H	Wright St.	11 5
									171 H	Wright St.	4 3
									171 H	Wright St.	6 5
									198 H	Cincinnati	5 3
									198 H	Cincinnati	8 7
									198 H	Cincinnati	0 1
									241 H	Lamar University	7 1
									241 H	Lamar University	6 2
LAST 10 GAMES											
						55 A	South Fla.	8 10	198 H	Cincinnati	8 7
						55 A	South Fla.	3 14	198 H	Cincinnati	5 3
						55 A	South Fla.	3 2	81 A	LSU	4 10
						126 A	Southeastern La.	3 9	120 A	Long Beach St.	0 1
						198 H	Cincinnati	0 1	120 A	Long Beach St.	10 6

Non-Div. I Games:

Tulane



Average RPI Win: 213		WON-LOST	WINNING	LAST 10	STRENGTH OF		OPP. STRENGTH	TEAM	ADJ		CONF.	ADJ CONF.
Average RPI Loss: 70		RECORD	PCT. RANK	GAMES	SCHEDULE		OF SCHEDULE	RPI	RPI		RPI	RPI
DIV. I ONLY		13-15-0	.46429	164	2-8-0		77	171	145		14	14
DIV. I NON-CONF.		13-12-0	.52	138	2-5-0		67	171	107		15	15
TOTALS		RPI 1-25	RPI 26-50		W-L RECORDS		RPI 51-100		RPI 101-150		RPI 150+	
13-15-0		0-8-0	0-2-0		OVERALL		1-0-0		0-3-0		12-2-0	
10-8-0		0-1-0	0-2-0		HOME		0-0-0		0-3-0		10-2-0	
2-7-0		0-7-0	0-0-0		AWAY		1-0-0		0-0-0		1-0-0	
1-0-0		0-0-0	0-0-0		NEUTRAL		0-0-0		0-0-0		1-0-0	
13-12-0		0-8-0	0-2-0		NON-CONFERENCE		1-0-0		0-0-0		12-2-0	
10-5-0		0-1-0	0-2-0		HOME		0-0-0		0-0-0		10-2-0	
2-7-0		0-7-0	0-0-		AWAY		1-0-0		0-0-0		1-0-0	
1-0-0		0-0-0	0-0-0		NEUTRAL		0-0-0		0-0-0		1-0-0	
0-3-0		0-0-0	0-0-0		CONFERENCE		0-0-0		0-3-0		0-0-0	
0-3-0		0-0-0	0-0-0		HOME		0-0-0		0-3-0		0-0-0	
0-0-0		0-0-0	0-0-0		AWAY		0-0-0		0-0-0		0-0-0	
0-0-0		0-0-0	0-0-0		NEUTRAL		0-0-0		0-0-0		0-0-0	
RPI S	Opponent	Score	RPI S	Opponent	Score	RPI S	Opponent	Score	RPI S	Opponent	Score	
4 A	Clemson	4 12	30 H	Col. of Charleston	6 15	65 A	South Carolina	6 4	148 H	Samford	0 10	
4 H	Clemson	5 10	48 H	Illinois	5 14				148 H	Samford	2 4	
6 A	Wichita St.	1 3							148 H	Samford	3 4	
6 A	Wichita St.	3 14							185 A	Winthrop	8 3	
6 A	Wichita St.	1 11							189 H	Harvard	16 3	
17 A	NC State	2 9							189 H	Harvard	8 6	
17 A	NC State	0 10							189 H	Harvard	7 6	
17 A	NC State	0 9							189 H	Harvard	2 6	
									214 H	Marist	7 6	
									214 H	Marist	13 4	
									214 H	Marist	5 4	
									242 N	Michigan St.	3 2	
									256 H	Central Conn. St.	9 1	
									256 H	Central Conn. St.	2 10	
									256 H	Central Conn. St.	12 8	
									279 H	Penn	4 1	
									279 H	Penn	12 4	
			LAST 10 GAMES									
			148 H	Samford	0 10	6 A	Wichita St.	3 14				
			148 H	Samford	2 4	6 A	Wichita St.	1 11				
			148 H	Samford	3 4	30 H	Col. of Charleston	6 15				
			4 H	Clemson	5 10	189 H	Harvard	8 6				
			6 A	Wichita St.	1 3	189 H	Harvard	7 6				

Non-Div. I Games:

Furman



Average RPI Win:		166	WON-LOST RECORD		WINNING PCT. RANK		LAST 10 GAMES		STRENGTH OF SCHEDULE		OPP. STRENGTH OF SCHEDULE		TEAM RPI		ADJ RPI		CONF. RPI		ADJ CONF. RPI	
DIV. I ONLY			16-10-0		.61538 69		6-4-0		233		45		147		.49815 147		29		29	
DIV. I NON-CONF.			9-8-0		.52941 130		1-2-0		175		4		150		.50348 150		28		28	
TOTALS		RPI 1-25		RPI 26-50		W-L RECORDS		RPI 51-100		RPI 101-150		RPI 150+								
16-10-0		1-0-0		1-3-0		OVERALL		2-3-0		1-0-0		11-4-0								
14-4-0		1-0-0		1-1-0		HOME		1-1-0		1-0-0		10-2-0								
2-6-0		0-0-0		0-2-0		AWAY		1-2-0		0-0-0		1-2-0								
0-0-0		0-0-0		0-0-0		NEUTRAL		0-0-0		0-0-0		0-0-0								
9-8-0		1-0-0		1-3-0		NON-CONFERENCE		2-3-0		1-0-0		4-2-0								
8-4-0		1-0-0		1-1-0		HOME		1-1-0		1-0-0		4-2-0								
1-4-0		0-0-0		0-0-		AWAY		1-2-0		0-0-0		0-0-0								
0-0-0		0-0-0		0-0-0		NEUTRAL		0-0-0		0-0-0		0-0-0								
7-2-0		0-0-0		0-0-0		CONFERENCE		0-0-0		0-0-0		7-2-0								
6-0-0		0-0-0		0-0-0		HOME		0-0-0		0-0-0		6-0-0								
1-2-0		0-0-0		0-0-0		AWAY		0-0-0		0-0-0		1-2-0								
0-0-0		0-0-0		0-0-0		NEUTRAL		0-0-0		0-0-0		0-0-0								
RPI	S	Opponent		Score		RPI	S	Opponent		Score		RPI	S	Opponent		Score				
6	H	Wichita St.		2 1		27	H	Nevada		0 3		62	A	DBU		1 10				
						27	H	Nevada		3 2		62	A	DBU		5 8				
						28	A	Missouri St.		5 6		62	A	DBU		4 2				
						41	A	Little Rock		2 5		74	H	Nebraska		11 4				
												74	H	Nebraska		10 11				
						LAST 10 GAMES														
						194 H North Dakota St.						222 A Omaha								
						194 H North Dakota St.						222 A Omaha								
						194 H North Dakota St.						74 H Nebraska								
						41 A Little Rock						74 H Nebraska								
						222 A Omaha						269 H South Dakota St.								

**Non-Div. I Games:**

Oral Roberts

Samford

Average RPI Win: 165		WON-LOST	WINNING	LAST 10	STRENGTH OF		OPP. STRENGTH	TEAM	ADJ	CONF.	ADJ CONF.
Average RPI Loss: 103		RECORD	PCT. RANK	GAMES	SCHEDULE		OF SCHEDULE	RPI	RPI	RPI	RPI
DIV. I ONLY		15-14-0	.51724	143	7-3-0		154	99	148	.49782	148
DIV. I NON-CONF.		11-12-0	.47826	154	3-1-0		183	110	197	.47759	196
TOTALS		RPI 1-25	RPI 26-50		W-L RECORDS		RPI 51-100		RPI 101-150		RPI 150+
15-14-0		0-0-0	0-2-0		OVERALL		3-6-0		5-4-0		7-2-0
9-8-0		0-0-0	0-1-0		HOME		2-6-0		1-0-0		6-1-0
6-4-0		0-0-0	0-1-0		AWAY		1-0-0		4-2-0		1-1-0
0-2-0		0-0-0	0-0-0		NEUTRAL		0-0-0		0-2-0		0-0-0
11-12-0		0-0-0	0-2-0		NON-CONFERENCE		2-4-0		2-4-0		7-2-0
8-6-0		0-0-0	0-1-0		HOME		1-4-0		1-0-0		6-1-0
3-4-0		0-0-0	0-0-		AWAY		1-0-0		1-2-0		1-1-0
0-2-0		0-0-0	0-0-0		NEUTRAL		0-0-0		0-2-0		0-0-0
4-2-0		0-0-0	0-0-0		CONFERENCE		1-2-0		3-0-0		0-0-0
1-2-0		0-0-0	0-0-0		HOME		1-2-0		0-0-0		0-0-0
3-0-0		0-0-0	0-0-0		AWAY		0-0-0		3-0-0		0-0-0
0-0-0		0-0-0	0-0-0		NEUTRAL		0-0-0		0-0-0		0-0-0
RPI	S	Opponent	Score	RPI	S	Opponent	Score	RPI	S	Opponent	Score
38	A	Troy	2 14	52	H	Al abama	3 13	112	H	Jacksonville St.	9 3
38	H	Troy	4 5	67	A	UCF	5 4	118	N	Rice	7 8
				70	H	Georgia St.	0 1	122	A	Kennesaw St.	2 1
				70	H	Georgia St.	7 9	122	A	Kennesaw St.	3 9
				70	H	Georgia St.	0 2	122	A	Kennesaw St.	3 9
				76	H	Austin Peay	5 1	128	N	Virginia	4 10
				84	H	ETSU	6 2	145	A	Furman	4 2
				84	H	ETSU	1 2	145	A	Furman	4 3
				84	H	ETSU	4 7	145	A	Furman	10 0
								158	A	UAB	8 2
								189	H	Harvard	3 5
								189	H	Harvard	3 1
								189	H	Harvard	8 0
								189	H	Harvard	6 5
								257	A	Al abama St.	4 14
								286	H	Al abama A&M	9 2
								286	H	Al abama A&M	3 2
								286	H	Al abama A&M	6 2
LAST 10 GAMES				84	H	ETSU	6 2				
145	A	Furman	10 0	84	H	ETSU	4 7				
145	A	Furman	4 2	38	A	Troy	2 14				
145	A	Furman	4 3	286	H	Al abama A&M	9 2				
158	A	UAB	8 2	286	H	Al abama A&M	3 2				
84	H	ETSU	1 2								

Non-Div. I Games:

Samford

Average RPI Win: 180		WON-LOST RECORD		WINNING PCT. RANK		LAST 10 GAMES		STRENGTH OF SCHEDULE		OPP. STRENGTH OF SCHEDULE		TEAM RPI		ADJ RPI		CONF. RPI		ADJ CONF. RPI	
DIV. I ONLY		14-9-0		.6087 73		4-6-0		272		119		149		.49698 149		27		27	
DIV. I NON-CONF.		11-6-0		.64706 67		1-3-0		250		66		91		.52948 91		27		27	
TOTALS		RPI 1-25		RPI 26-50		W-L RECORDS		RPI 51-100		RPI 101-150		RPI 150+							
14-9-0		2-2-0		0-0-0		OVERALL		1-1-0		0-0-0		11-6-0							
2-1-0		0-0-0		0-0-0		HOME		0-0-0		0-0-0		2-1-0							
9-5-0		2-2-0		0-0-0		AWAY		0-0-0		0-0-0		7-3-0							
3-3-0		0-0-0		0-0-0		NEUTRAL		1-1-0		0-0-0		2-2-0							
11-6-0		2-2-0		0-0-0		NON-CONFERENCE		1-1-0		0-0-0		8-3-0							
0-0-0		0-0-0		0-0-0		HOME		0-0-0		0-0-0		0-0-0							
8-3-0		2-2-0		0-0-		AWAY		0-0-0		0-0-0		6-1-0							
3-3-0		0-0-0		0-0-0		NEUTRAL		1-1-0		0-0-0		2-2-0							
3-3-0		0-0-0		0-0-0		CONFERENCE		0-0-0		0-0-0		3-3-0							
2-1-0		0-0-0		0-0-0		HOME		0-0-0		0-0-0		2-1-0							
1-2-0		0-0-0		0-0-0		AWAY		0-0-0		0-0-0		1-2-0							
0-0-0		0-0-0		0-0-0		NEUTRAL		0-0-0		0-0-0		0-0-0							
RPI	S	Opponent		Score		RPI	S	Opponent		Score		RPI	S	Opponent		Score			
17	A	NC State		3	2			57	N	Ohio St.		5	4	153	A	Liberty		4	5
24	A	West Virginia		0	2			57	N	Ohio St.		4	6	153	A	Liberty		7	4
24	A	West Virginia		4	3									153	A	Liberty		9	2
24	A	West Virginia		9	10									186	A	Campbell		9	5
														215	N	Milwaukee		3	8
														215	N	Milwaukee		3	2
														219	H	Fairfield		0	1
														219	H	Fairfield		5	3
														219	H	Fairfield		3	2
														226	A	Monmouth		3	9
														226	A	Monmouth		2	4
														226	A	Monmouth		7	5
														259	A	Western Caro.		15	4
														259	A	Western Caro.		12	11
														259	A	Western Caro.		9	0
														267	N	Bowling Green		9	2
														267	N	Bowling Green		10	12
LAST 10 GAMES																			
						226	A	Monmouth		3	9	219	H	Fairfield		0	1		
						226	A	Monmouth		7	5	24	A	West Virginia		4	3		
						226	A	Monmouth		2	4	24	A	West Virginia		0	2		
						219	H	Fairfield		5	3	24	A	West Virginia		9	10		
						219	H	Fairfield		3	2	153	A	Liberty		4	5		

Non-Div. I Games:

Cani si us

Average RPI Win: 162		WON-LOST RECORD		WINNING PCT. RANK		LAST 10 GAMES		STRENGTH OF SCHEDULE		OPP. STRENGTH OF SCHEDULE		TEAM RPI		ADJ RPI		CONF. RPI		ADJ CONF. RPI	
DIV. I ONLY		8-16-0		.33333 230		3-7-0		59		264		150		.49603 150		21		21	
DIV. I NON-CONF.		5-13-0		.27778 241		0-4-0		23		233		133		.5085 137		21		21	
TOTALS		RPI 1-25		RPI 26-50		W-L RECORDS		RPI 51-100		RPI 101-150		RPI 150+							
8-16-0		0-0-0		2-6-0		OVERALL		1-0-0		0-0-0		5-10-0							
1-3-0		0-0-0		0-0-0		HOME		0-0-0		0-0-0		1-3-0							
5-12-0		0-0-0		2-5-0		AWAY		0-0-0		0-0-0		3-7-0							
2-1-0		0-0-0		0-1-0		NEUTRAL		1-0-0		0-0-0		1-0-0							
5-13-0		0-0-0		2-6-0		NON-CONFERENCE		1-0-0		0-0-0		2-7-0							
0-1-0		0-0-0		0-0-0		HOME		0-0-0		0-0-0		0-1-0							
3-11-0		0-0-0		2-0-		AWAY		0-0-0		0-0-0		1-6-0							
2-1-0		0-0-0		0-1-0		NEUTRAL		1-0-0		0-0-0		1-0-0							
3-3-0		0-0-0		0-0-0		CONFERENCE		0-0-0		0-0-0		3-3-0							
1-2-0		0-0-0		0-0-0		HOME		0-0-0		0-0-0		1-2-0							
2-1-0		0-0-0		0-0-0		AWAY		0-0-0		0-0-0		2-1-0							
0-0-0		0-0-0		0-0-0		NEUTRAL		0-0-0		0-0-0		0-0-0							
RPI	S	Opponent	Score		RPI	S	Opponent	Score		RPI	S	Opponent	Score						
			36	A	FGCU	3	12	57	N	Ohio St.	6	1	159	A	Jackson St.	3	5		
			36	A	FGCU	5	6						159	A	Jackson St.	9	3		
			36	A	FGCU	11	12						159	A	Jackson St.	6	8		
			36	A	FGCU	7	8						197	H	Mi ami (OH)	3	4		
			39	N	Southern Miss.	4	9						197	H	Mi ami (OH)	4	0		
			49	A	Oklahoma St.	3	8						197	H	Mi ami (OH)	1	3		
			49	A	Oklahoma St.	9	7						230	A	UTRGV	3	4		
			49	A	Oklahoma St.	6	5						230	A	UTRGV	4	5		
													230	A	UTRGV	3	6		
													239	A	Dayton	9	11		
													254	N	Nicholls St.	11	5		
													267	A	Bowling Green	9	2		
													267	A	Bowling Green	3	10		
													267	A	Bowling Green	4	3		
													268	H	Youngstown St.	7	9		
LAST 10 GAMES																			
			267	A	Bowling Green	4	3	197	H	Mi ami (OH)	1	3							
			267	A	Bowling Green	3	10	197	H	Mi ami (OH)	3	4							
			267	A	Bowling Green	9	2	230	A	UTRGV	3	6							
			268	H	Youngstown St.	7	9	230	A	UTRGV	3	4							
			197	H	Mi ami (OH)	4	0	230	A	UTRGV	4	5							

Non-Div. I Games:

Lynn

13

17

Eastern Mich.

Average RPI Win:		159	WON-LOST RECORD		WINNING PCT. RANK		LAST 10 GAMES		STRENGTH OF SCHEDULE		OPP. STRENGTH OF SCHEDULE		TEAM RPI		ADJ RPI		CONF. RPI		ADJ CONF. RPI				
Average RPI Loss:		94																					
DIV. I ONLY			14-15-0		.48276	149	6-4-0		99		116		151		.49592		151	11		11			
DIV. I NON-CONF.			12-13-0		.48	152	5-2-0		134		114		195		.47782		195	11		11			
TOTALS		RPI 1-25		RPI 26-50		W-L RECORDS		RPI 51-100		RPI 101-150		RPI 150+											
14-15-0		2-5-0		0-0-0		OVERALL		2-4-0		2-2-0		8-4-0											
13-8-0		2-2-0		0-0-0		HOME		1-1-0		2-1-0		8-4-0											
1-7-0		0-3-0		0-0-0		AWAY		1-3-0		0-1-0		0-0-0											
0-0-0		0-0-0		0-0-0		NEUTRAL		0-0-0		0-0-0		0-0-0											
12-13-0		2-5-0		0-0-0		NON-CONFERENCE		0-2-0		2-2-0		8-4-0											
12-8-0		2-2-0		0-0-0		HOME		0-1-0		2-1-0		8-4-0											
0-5-0		0-3-0		0-0-		AWAY		0-1-0		0-1-0		0-0-0											
0-0-0		0-0-0		0-0-0		NEUTRAL		0-0-0		0-0-0		0-0-0											
2-2-0		0-0-0		0-0-0		CONFERENCE		2-2-0		0-0-0		0-0-0											
1-0-0		0-0-0		0-0-0		HOME		1-0-0		0-0-0		0-0-0											
1-2-0		0-0-0		0-0-0		AWAY		1-2-0		0-0-0		0-0-0											
0-0-0		0-0-0		0-0-0		NEUTRAL		0-0-0		0-0-0		0-0-0											
RPI	S	Opponent		Score		RPI	S	Opponent		Score		RPI	S	Opponent		Score		RPI	S	Opponent		Score	
3	A	Florida		3	8							55	H	South Fla.		5	12	121	A	Bethune-Cookman		3	8
3	H	Florida		0	4							56	A	Jacksonville		2	5	125	H	Southern Ill.		2	6
16	A	Fla. Atlantic		1	14							56	A	Jacksonville		8	2	125	H	Southern Ill.		9	6
16	A	Fla. Atlantic		9	10							56	A	Jacksonville		2	7	125	H	Southern Ill.		5	4
22	H	UConn		4	2							56	H	Jacksonville		12	5	216	H	Memphis		7	5
22	H	UConn		4	5							65	A	South Carolina		2	5	216	H	Memphis		5	7
22	H	UConn		6	5													216	H	Memphis		4	1
																		219	H	Fairfield		6	1
																		219	H	Fairfield		12	16
																		219	H	Fairfield		5	1
																		220	H	Radford		7	2
																		220	H	Radford		8	14
																		220	H	Radford		6	12
																		243	H	Florida A&M		10	2
																		243	H	Florida A&M		8	6
																		243	H	Florida A&M		13	4
						LAST 10 GAMES																	
						56	A	Jacksonville		2	5	243	H	Florida A&M		10	2						
						56	A	Jacksonville		2	7	55	H	South Fla.		5	12						
						56	A	Jacksonville		8	2	216	H	Memphis		5	7						
						243	H	Florida A&M		13	4	216	H	Memphis		7	5						
						243	H	Florida A&M		8	6	216	H	Memphis		4	1						

Non-Div. I Games:

North Florida

Average RPI Win:		173	WON-LOST RECORD	WINNING PCT. RANK	LAST 10 GAMES	STRENGTH OF SCHEDULE	OPP. STRENGTH OF SCHEDULE	TEAM RPI	ADJ RPI	CONF. RPI	ADJ CONF. RPI
Average RPI Loss:		95									
DIV. I ONLY			7-19-0	.26923 266	4-6-0	36	153	152	.49578 152	24	24
DIV. I NON-CONF.			3-14-0	.17647 274	0-1-0	9	82	165	.49671 165	24	24
TOTALS		RPI 1-25	RPI 26-50		W-L RECORDS	RPI 51-100		RPI 101-150		RPI 150+	
7-19-0	0-5-0		0-3-0		OVERALL	0-2-0		2-2-0		5-7-0	
2-5-0	0-0-0		0-0-0		HOME	0-1-0		1-2-0		1-2-0	
5-14-0	0-5-0		0-3-0		AWAY	0-1-0		1-0-0		4-5-0	
0-0-0	0-0-0		0-0-0		NEUTRAL	0-0-0		0-0-0		0-0-0	
3-14-0	0-5-0		0-3-0		NON-CONFERENCE	0-2-0		2-2-0		1-2-0	
1-3-0	0-0-0		0-0-0		HOME	0-1-0		1-2-0		0-0-0	
2-11-0	0-5-0		0-0-		AWAY	0-1-0		1-0-0		1-2-0	
0-0-0	0-0-0		0-0-0		NEUTRAL	0-0-0		0-0-0		0-0-0	
4-5-0	0-0-0		0-0-0		CONFERENCE	0-0-0		0-0-0		4-5-0	
1-2-0	0-0-0		0-0-0		HOME	0-0-0		0-0-0		1-2-0	
3-3-0	0-0-0		0-0-0		AWAY	0-0-0		0-0-0		3-3-0	
0-0-0	0-0-0		0-0-0		NEUTRAL	0-0-0		0-0-0		0-0-0	
RPI S Opponent	Score		RPI S Opponent	Score		RPI S Opponent	Score		RPI S Opponent	Score	
7 A Florida St.	2	9	32 A Mercer	4	15	84 A ETSU	4	12	114 H Manhattan	2	16
7 A Florida St.	3	4	32 A Mercer	4	5	93 H Boston College	0	8	114 H Manhattan	9	3
7 A Florida St.	2	4	32 A Mercer	2	9				114 H Manhattan	3	8
17 A NC State	11	15							139 A Wofford	10	4
17 A NC State	2	6							153 A Liberty	1	8
									153 A Liberty	8	19
									153 A Liberty	7	4
									178 A Lipscomb	6	3
									178 A Lipscomb	2	4
									178 A Lipscomb	2	3
									186 H Campbell	20	7
									186 H Campbell	5	9
									186 H Campbell	1	10
									220 A Radford	5	4
									220 A Radford	8	2
									220 A Radford	5	12
LAST 10 GAMES											
186 H Campbell	5	9	153 A Liberty	7	4						
186 H Campbell	20	7	153 A Liberty	1	8						
186 H Campbell	1	10	220 A Radford	5	12						
84 A ETSU	4	12	220 A Radford	8	2						
153 A Liberty	8	19	220 A Radford	5	4						

Non-Div. I Games:

UNC Asheville



Average RPI Win: 174		WON-LOST	WINNING	LAST 10	STRENGTH OF		OPP. STRENGTH	TEAM	ADJ	CONF.	ADJ CONF.
Average RPI Loss: 143		RECORD	PCT. RANK	GAMES	SCHEDULE		OF SCHEDULE	RPI	RPI	RPI	RPI
DIV. I ONLY		15-11-0	.57692	103	6-4-0		202	158	153	.4954	153
DIV. I NON-CONF.		10-7-0	.58824	105	1-0-0		132	144	125	.51514	125
TOTALS		RPI 1-25	RPI 26-50		W-L RECORDS		RPI 51-100		RPI 101-150		RPI 150+
15-11-0		0-3-0	0-0-0		OVERALL		0-0-0		6-2-0		9-6-0
11-4-0		0-0-0	0-0-0		HOME		0-0-0		5-2-0		6-2-0
4-7-0		0-3-0	0-0-0		AWAY		0-0-0		1-0-0		3-4-0
0-0-0		0-0-0	0-0-0		NEUTRAL		0-0-0		0-0-0		0-0-0
10-7-0		0-3-0	0-0-0		NON-CONFERENCE		0-0-0		6-2-0		4-2-0
9-3-0		0-0-0	0-0-0		HOME		0-0-0		5-2-0		4-1-0
1-4-0		0-3-0	0-0-		AWAY		0-0-0		1-0-0		0-1-0
0-0-0		0-0-0	0-0-0		NEUTRAL		0-0-0		0-0-0		0-0-0
5-4-0		0-0-0	0-0-0		CONFERENCE		0-0-0		0-0-0		5-4-0
2-1-0		0-0-0	0-0-0		HOME		0-0-0		0-0-0		2-1-0
3-3-0		0-0-0	0-0-0		AWAY		0-0-0		0-0-0		3-3-0
0-0-0		0-0-0	0-0-0		NEUTRAL		0-0-0		0-0-0		0-0-0
RPI S	Opponent	Score	RPI S	Opponent	Score	RPI S	Opponent	Score	RPI S	Opponent	Score
12 A	North Carolina	2 17							103 A	Virginia Tech	4 3
12 A	North Carolina	8 13							117 H	VCU	5 4
12 A	North Carolina	5 6							117 H	VCU	4 2
									117 H	VCU	14 10
									138 H	James Madison	4 1
									149 H	Canisius	4 7
									149 H	Canisius	5 4
									149 H	Canisius	2 9
									152 H	UNC Asheville	19 8
									152 H	UNC Asheville	4 7
									152 H	UNC Asheville	8 1
									161 A	Elon	3 4
									164 A	Gardner-Webb	11 10
									164 A	Gardner-Webb	14 8
									164 A	Gardner-Webb	3 6
									207 H	Binghamton	3 2
									207 H	Binghamton	10 6
									207 H	Binghamton	2 4
									268 H	Youngstown St.	12 2
									268 H	Youngstown St.	16 0
									280 A	Presbyterian	7 13
									280 A	Presbyterian	11 6
									280 A	Presbyterian	7 8
			LAST 10 GAMES								
			280 A	Presbyterian	11 6	152 H	UNC Asheville	4 7			
			280 A	Presbyterian	7 8	152 H	UNC Asheville	8 1			
			280 A	Presbyterian	7 13	164 A	Gardner-Webb	11 10			
			103 A	Virginia Tech	4 3	164 A	Gardner-Webb	3 6			
			152 H	UNC Asheville	19 8	164 A	Gardner-Webb	14 8			

Non-Div. I Games:

Liberty

Average RPI Win:		254	WON-LOST RECORD		WINNING PCT. RANK		LAST 10 GAMES		STRENGTH OF SCHEDULE		OPP. STRENGTH OF SCHEDULE		TEAM RPI		ADJ RPI		CONF. RPI		ADJ CONF. RPI	
DIV. I ONLY			11-10-0		.52381 131		5-5-0		234		282		154		.49512 154		11		11	
DIV. I NON-CONF.			10-8-0		.55556 116		4-3-0		247		294		166		.49619 166		11		11	
TOTALS		RPI 1-25		RPI 26-50		W-L RECORDS		RPI 51-100		RPI 101-150		RPI 150+								
11-10-0		0-0-0		0-0-0		OVERALL		0-0-0		0-0-0		11-10-0								
0-0-0		0-0-0		0-0-0		HOME		0-0-0		0-0-0		0-0-0								
11-9-0		0-0-0		0-0-0		AWAY		0-0-0		0-0-0		11-9-0								
0-1-0		0-0-0		0-0-0		NEUTRAL		0-0-0		0-0-0		0-1-0								
10-8-0		0-0-0		0-0-0		NON-CONFERENCE		0-0-0		0-0-0		10-8-0								
0-0-0		0-0-0		0-0-0		HOME		0-0-0		0-0-0		0-0-0								
10-7-0		0-0-0		0-0-		AWAY		0-0-0		0-0-0		10-7-0								
0-1-0		0-0-0		0-0-0		NEUTRAL		0-0-0		0-0-0		0-1-0								
1-2-0		0-0-0		0-0-0		CONFERENCE		0-0-0		0-0-0		1-2-0								
0-0-0		0-0-0		0-0-0		HOME		0-0-0		0-0-0		0-0-0								
1-2-0		0-0-0		0-0-0		AWAY		0-0-0		0-0-0		1-2-0								
0-0-0		0-0-0		0-0-0		NEUTRAL		0-0-0		0-0-0		0-0-0								
RPI	S	Opponent		Score		RPI	S	Opponent		Score		RPI	S	Opponent		Score				

Non-Div. I Games:

NJIT

Average RPI Win: 207		WON-LOST	WINNING	LAST 10	STRENGTH OF		OPP. STRENGTH	TEAM	ADJ	CONF.	ADJ CONF.
Average RPI Loss: 130		RECORD	PCT. RANK	GAMES	SCHEDULE		OF SCHEDULE	RPI	RPI	RPI	RPI
DIV. I ONLY		19-11-0	.63333	59	6-4-0		242	137	155	.49427	155
DIV. I NON-CONF.		11-7-0	.61111	87	1-1-0		239	135	181	.4866	181
TOTALS		RPI 1-25	RPI 26-50		W-L RECORDS		RPI 51-100		RPI 101-150		RPI 150+
19-11-0		0-1-0	0-0-0		OVERALL		3-2-0		0-4-0		16-4-0
14-4-0		0-0-0	0-0-0		HOME		1-0-0		0-0-0		13-4-0
3-6-0		0-1-0	0-0-0		AWAY		0-1-0		0-4-0		3-0-0
2-1-0		0-0-0	0-0-0		NEUTRAL		2-1-0		0-0-0		0-0-0
11-7-0		0-1-0	0-0-0		NON-CONFERENCE		3-2-0		0-1-0		8-3-0
9-3-0		0-0-0	0-0-0		HOME		1-0-0		0-0-0		8-3-0
0-3-0		0-1-0	0-0-		AWAY		0-1-0		0-1-0		0-0-0
2-1-0		0-0-0	0-0-0		NEUTRAL		2-1-0		0-0-0		0-0-0
8-4-0		0-0-0	0-0-0		CONFERENCE		0-0-0		0-3-0		8-1-0
5-1-0		0-0-0	0-0-0		HOME		0-0-0		0-0-0		5-1-0
3-3-0		0-0-0	0-0-0		AWAY		0-0-0		0-3-0		3-0-0
0-0-0		0-0-0	0-0-0		NEUTRAL		0-0-0		0-0-0		0-0-0
RPI S	Opponent	Score	RPI S	Opponent	Score	RPI S	Opponent	Score	RPI S	Opponent	Score
15 A	Texas A&M	7 9				69 A	Kansas St.	3 14	106 A	Central Ark.	3 8
						90 N	Purdue	4 5	106 A	Central Ark.	5 6
						97 H	Saint Louis	3 2	106 A	Central Ark.	3 4
						97 N	Saint Louis	5 2	132 A	Texas St.	5 6
						98 N	Notre Dame	5 3	182 H	Northern Ill.	7 3
									182 H	Northern Ill.	1 15
									182 H	Northern Ill.	7 5
									182 H	Northern Ill.	17 0
									194 H	North Dakota St.	3 4
									194 H	North Dakota St.	2 8
									194 H	North Dakota St.	2 1
									194 H	North Dakota St.	6 2
									209 H	Maine	9 8
									209 H	Maine	2 0
									241 H	Lamar University	8 3
									241 H	Lamar University	12 2
									241 H	Lamar University	3 9
									246 H	Abilene Christian	5 2
									246 H	Abilene Christian	8 7
									246 H	Abilene Christian	7 6
									263 A	SFA	8 1
									263 A	SFA	7 3
									263 A	SFA	10 7
									272 H	Southern U.	6 4
LAST 10 GAMES											
						263 A	SFA	7 3	241 H	Lamar University	8 3
						263 A	SFA	10 7	241 H	Lamar University	3 9
						263 A	SFA	8 1	132 A	Texas St.	5 6
						272 H	Southern U.	6 4	106 A	Central Ark.	5 6
						241 H	Lamar University	12 2	106 A	Central Ark.	3 8

Non-Div. I Games:

Incarnate Word

Average RPI Win: 117		WON-LOST RECORD		WINNING PCT. RANK		LAST 10 GAMES		STRENGTH OF SCHEDULE		OPP. STRENGTH OF SCHEDULE		TEAM RPI		ADJ RPI		CONF. RPI		ADJ CONF. RPI	
DIV. I ONLY		10-16-0		.38462 212		3-7-0		76		169		156		.49373 156		10		10	
DIV. I NON-CONF.		7-10-0		.41176 187		0-1-0		64		231		132		.51026 132		10		10	
TOTALS		RPI 1-25		RPI 26-50		W-L RECORDS		RPI 51-100		RPI 101-150		RPI 150+							
10-16-0		1-2-0		1-0-0		OVERALL		1-5-0		4-3-0		3-6-0							
6-6-0		0-0-0		1-0-0		HOME		1-2-0		4-3-0		0-1-0							
4-10-0		1-2-0		0-0-0		AWAY		0-3-0		0-0-0		3-5-0							
0-0-0		0-0-0		0-0-0		NEUTRAL		0-0-0		0-0-0		0-0-0							
7-10-0		1-2-0		1-0-0		NON-CONFERENCE		0-0-0		2-2-0		3-6-0							
3-3-0		0-0-0		1-0-0		HOME		0-0-0		2-2-0		0-1-0							
4-7-0		1-2-0		0-0-		AWAY		0-0-0		0-0-0		3-5-0							
0-0-0		0-0-0		0-0-0		NEUTRAL		0-0-0		0-0-0		0-0-0							
3-6-0		0-0-0		0-0-0		CONFERENCE		1-5-0		2-1-0		0-0-0							
3-3-0		0-0-0		0-0-0		HOME		1-2-0		2-1-0		0-0-0							
0-3-0		0-0-0		0-0-0		AWAY		0-3-0		0-0-0		0-0-0							
0-0-0		0-0-0		0-0-0		NEUTRAL		0-0-0		0-0-0		0-0-0							
RPI	S	Opponent		Score		RPI	S	Opponent		Score		RPI	S	Opponent		Score			
18	A	I ndi ana		2	1	27	H	Nevada		10	9	66	H	San Di ego		0	9		
18	A	I ndi ana		2	4							66	H	San Di ego		4	7		
18	A	I ndi ana		1	3							66	H	San Di ego		9	7		
												77	A	San Franci sco		1	9		
												77	A	San Franci sco		2	9		
												77	A	San Franci sco		6	7		
												104	H	Loyola Marymount		3	2		
												104	H	Loyola Marymount		4	13		
												104	H	Loyola Marymount		7	5		
												140	H	Utah Valley		3	4		
												140	H	Utah Valley		2	6		
												140	H	Utah Valley		4	3		
												140	H	Utah Valley		4	0		
												188	A	Cal Poly		1	9		
												188	A	Cal Poly		8	3		
												188	A	Cal Poly		0	9		
												188	A	Cal Poly		4	0		
												192	A	Seattle U		2	11		
												192	A	Seattle U		8	5		
												192	A	Seattle U		5	6		
												192	A	Seattle U		3	5		
												193	H	Sacramento St.		2	9		
LAST 10 GAMES																			
						104	H	Loyola Marymount		7	5	66	H	San Di ego		4	7		
						104	H	Loyola Marymount		3	2	77	A	San Franci sco		6	7		
						104	H	Loyola Marymount		4	13	77	A	San Franci sco		1	9		
						66	H	San Di ego		9	7	77	A	San Franci sco		2	9		
						66	H	San Di ego		0	9	18	A	I ndi ana		2	4		

Non-Div. I Games:

Paci f i c

Average RPI Win: 221		WON-LOST	WINNING	LAST 10	STRENGTH OF		OPP. STRENGTH	TEAM	ADJ	CONF.	ADJ CONF.
Average RPI Loss: 146		RECORD	PCT. RANK	GAMES	SCHEDULE		OF SCHEDULE	RPI	RPI	RPI	RPI
DIV. I ONLY		16-13-0	.55172	117	6-4-0		215	234	157	.49346	157
DIV. I NON-CONF.		11-9-0	.55	122	4-2-0		208	215	155	.50103	155
TOTALS		RPI 1-25	RPI 26-50		W-L RECORDS		RPI 51-100		RPI 101-150		RPI 150+
16-13-0	0-0-0	0-1-0		OVERALL		2-4-0		0-2-0		14-6-0	
6-3-0	0-0-0	0-0-0		HOME		1-2-0		0-0-0		5-1-0	
8-8-0	0-0-0	0-1-0		AWAY		1-2-0		0-0-0		7-5-0	
2-2-0	0-0-0	0-0-0		NEUTRAL		0-0-0		0-2-0		2-0-0	
11-9-0	0-0-0	0-1-0		NON-CONFERENCE		2-4-0		0-2-0		9-2-0	
3-3-0	0-0-0	0-0-0		HOME		1-2-0		0-0-0		2-1-0	
6-4-0	0-0-0	0-0-		AWAY		1-2-0		0-0-0		5-1-0	
2-2-0	0-0-0	0-0-0		NEUTRAL		0-0-0		0-2-0		2-0-0	
5-4-0	0-0-0	0-0-0		CONFERENCE		0-0-0		0-0-0		5-4-0	
3-0-0	0-0-0	0-0-0		HOME		0-0-0		0-0-0		3-0-0	
2-4-0	0-0-0	0-0-0		AWAY		0-0-0		0-0-0		2-4-0	
0-0-0	0-0-0	0-0-0		NEUTRAL		0-0-0		0-0-0		0-0-0	
RPI S Opponent	Score	RPI S Opponent	Score	RPI S Opponent	Score	RPI S Opponent	Score	RPI S Opponent	Score	RPI S Opponent	Score
33 A Louisville	10 16	64 H Illinois St.	10 13	137 N UMass Lowell I	1 2	64 H Illinois St.	7 18	137 N UMass Lowell I	6 12	159 H Jackson St.	0 4
		64 H Illinois St.	6 5	159 H Jackson St.	11 2	95 A Kansas	6 8	159 H Jackson St.	11 2	162 A Eastern Ky.	3 4
		95 A Kansas	5 3	162 A Eastern Ky.	10 2	95 A Kansas	0 12	162 A Eastern Ky.	10 2	162 A Eastern Ky.	4 10
				162 A Eastern Ky.	4 10			191 N Ball St.	3 2	191 N Ball St.	3 0
				191 N Ball St.	3 0			191 N Ball St.	3 0	257 A Alabama St.	9 4
				257 A Alabama St.	7 5			257 A Alabama St.	7 5	257 A Alabama St.	7 5
				257 A Western Caro.	2 6			257 A Western Caro.	2 6	259 A Western Caro.	2 6
				260 H Belmont	9 4			260 H Belmont	9 4	260 H Belmont	9 4
				260 H Belmont	5 3			260 H Belmont	5 3	260 H Belmont	5 3
				260 H Belmont	5 2			260 H Belmont	5 2	262 H Ohio	9 8
				262 H Ohio	9 8			262 H Ohio	9 8	264 A Southeast Mo. St.	4 5
				264 A Southeast Mo. St.	4 5			264 A Southeast Mo. St.	4 5	264 A Southeast Mo. St.	8 4
				264 A Southeast Mo. St.	8 4			264 A Southeast Mo. St.	8 4	264 A Southeast Mo. St.	3 10
				286 A Alabama A&M	7 1			286 A Alabama A&M	7 1	286 A Alabama A&M	7 1
				286 A Alabama A&M	5 0			286 A Alabama A&M	5 0	286 A Alabama A&M	5 0
				286 A Alabama A&M	5 0			286 A Alabama A&M	5 0		
LAST 10 GAMES				162 A Eastern Ky.	10 2	162 A Eastern Ky.	4 10	162 A Eastern Ky.	10 2	162 A Eastern Ky.	4 10
95 A Kansas	0 12	162 A Eastern Ky.	10 2	162 A Eastern Ky.	4 10	257 A Alabama St.	9 4	257 A Alabama St.	9 4	257 A Alabama St.	9 4
95 A Kansas	5 3	257 A Alabama St.	9 4	257 A Alabama St.	9 4	257 A Alabama St.	7 5	257 A Alabama St.	7 5	257 A Alabama St.	7 5
95 A Kansas	6 8	257 A Alabama St.	7 5	257 A Alabama St.	7 5	260 H Belmont	9 4	260 H Belmont	9 4	260 H Belmont	9 4
262 H Ohio	9 8	260 H Belmont	9 4	260 H Belmont	9 4						
162 A Eastern Ky.	3 4										

Non-Div. I Games:

Morehead St.

UAB

Average RPI Win: 174		WON-LOST	WINNING	LAST 10	STRENGTH OF		OPP. STRENGTH	TEAM	ADJ		CONF.	ADJ CONF.		
Average RPI Loss: 111		RECORD	PCT. RANK	GAMES	SCHEDULE		OF SCHEDULE	RPI	RPI		RPI	RPI		
DIV. I ONLY		12-14-0	.46154 168	5-5-0	89		195	158	.49336 158		13	13		
DIV. I NON-CONF.		7-10-0	.41176 187	1-1-0	155		176	240	.44876 240		13	13		
TOTALS		RPI 1-25	RPI 26-50		W-L RECORDS		RPI 51-100		RPI 101-150		RPI 150+			
12-14-0		0-1-0	1-4-0		OVERALL		2-2-0		2-3-0		7-4-0			
8-10-0		0-1-0	1-3-0		HOME		2-2-0		0-2-0		5-2-0			
4-4-0		0-0-0	0-1-0		AWAY		0-0-0		2-1-0		2-2-0			
0-0-0		0-0-0	0-0-0		NEUTRAL		0-0-0		0-0-0		0-0-0			
7-10-0		0-1-0	1-4-0		NON-CONFERENCE		1-0-0		0-2-0		5-3-0			
7-8-0		0-1-0	1-3-0		HOME		1-0-0		0-2-0		5-2-0			
0-2-0		0-0-0	0-0-		AWAY		0-0-0		0-0-0		0-1-0			
0-0-0		0-0-0	0-0-0		NEUTRAL		0-0-0		0-0-0		0-0-0			
5-4-0		0-0-0	0-0-0		CONFERENCE		1-2-0		2-1-0		2-1-0			
1-2-0		0-0-0	0-0-0		HOME		1-2-0		0-0-0		0-0-0			
4-2-0		0-0-0	0-0-0		AWAY		0-0-0		2-1-0		2-1-0			
0-0-0		0-0-0	0-0-0		NEUTRAL		0-0-0		0-0-0		0-0-0			
RPI	S	Opponent	Score		RPI	S	Opponent	Score		RPI	S	Opponent	Score	
9	H	Auburn	8	11	34	H	Iowa	3	11	52	H	Al abama	6	4
					34	H	Iowa	4	0	58	H	Loui si ana Tech	6	7
					34	H	Iowa	1	4	58	H	Loui si ana Tech	4	9
					38	A	Troy	2	3	58	H	Loui si ana Tech	3	0
					38	H	Troy	1	4					
												Jacksonville St.	2	4
												Charlotte	1	7
												Charlotte	18	10
												Charlotte	4	3
												Samford	2	8
												Marshall I	5	2
												Marshall I	0	6
												Marshall I	3	1
												Mil waukee	2	4
												Mil waukee	10	0
												Mil waukee	4	6
												Al abama St.	6	7
												Al abama St.	2	1
												Bowl ing Green	6	2
												Bowl ing Green	4	2
												Bowl ing Green	4	3
LAST 10 GAMES														
					130	A	Charlotte	4	3	58	H	Loui si ana Tech	6	7
					130	A	Charlotte	18	10	58	H	Loui si ana Tech	3	0
					130	A	Charlotte	1	7	52	H	Al abama	6	4
					148	H	Samford	2	8	203	A	Marshall I	0	6
					58	H	Loui si ana Tech	4	9	203	A	Marshall I	3	1

Non-Div. I Games:

UAB

Average RPI Win:	225	WON-LOST RECORD	WINNING PCT. RANK	LAST 10 GAMES	STRENGTH OF SCHEDULE	OPP. STRENGTH OF SCHEDULE	TEAM RPI	ADJ RPI	CONF. RPI	ADJ CONF. RPI	
DIV. I ONLY	15-10-0	.6	81	4-6-0	212	262	159	.49286	159	30	30
DIV. I NON-CONF.	6-7-0	.46154	169	1-4-0	61	157	147	.50552	147	30	30
<hr/>											
TOTALS	RPI 1-25	RPI 26-50		W-L RECORDS	RPI 51-100		RPI 101-150		RPI 150+		
15-10-0	0-0-0	0-3-0		OVERALL	0-1-0		5-2-0		10-4-0		
6-6-0	0-0-0	0-3-0		HOME	0-1-0		4-1-0		2-1-0		
9-4-0	0-0-0	0-0-0		AWAY	0-0-0		1-1-0		8-3-0		
0-0-0	0-0-0	0-0-0		NEUTRAL	0-0-0		0-0-0		0-0-0		
<hr/>											
6-7-0	0-0-0	0-3-0		NON-CONFERENCE	0-1-0		5-2-0		1-1-0		
4-5-0	0-0-0	0-3-0		HOME	0-1-0		4-1-0		0-0-0		
2-2-0	0-0-0	0-0-		AWAY	0-0-0		1-1-0		1-1-0		
0-0-0	0-0-0	0-0-0		NEUTRAL	0-0-0		0-0-0		0-0-0		
<hr/>											
9-3-0	0-0-0	0-0-0		CONFERENCE	0-0-0		0-0-0		9-3-0		
2-1-0	0-0-0	0-0-0		HOME	0-0-0		0-0-0		2-1-0		
7-2-0	0-0-0	0-0-0		AWAY	0-0-0		0-0-0		7-2-0		
0-0-0	0-0-0	0-0-0		NEUTRAL	0-0-0		0-0-0		0-0-0		
<hr/>											
RPI	S	Opponent	Score	RPI	S	Opponent	Score	RPI	S	Opponent	Score
				36	H	FGCU	3 6				
				36	H	FGCU	4 9				
				36	H	FGCU	4 9				

Non-Div. I Games: Concordia (AL) 6 0 Concordia (AL) 12 5

Jackson St.

Average RPI Win: 185		WON-LOST RECORD		WINNING PCT. RANK		LAST 10 GAMES		STRENGTH OF SCHEDULE		OPP. STRENGTH OF SCHEDULE		TEAM RPI		ADJ RPI		CONF. RPI		ADJ CONF. RPI	
DIV. I ONLY		14-13-0		.51852 138		6-4-0		186		157		160		.49109 160		24		24	
DIV. I NON-CONF.		8-10-0		.44444 177		0-2-0		107		112		145		.50589 145		24		24	
TOTALS		RPI 1-25		RPI 26-50		W-L RECORDS		RPI 51-100		RPI 101-150		RPI 150+							
14-13-0		2-1-0		0-0-0		OVERALL		1-2-0		0-3-0		11-7-0							
7-6-0		0-0-0		0-0-0		HOME		0-0-0		0-3-0		7-3-0							
6-6-0		2-1-0		0-0-0		AWAY		0-1-0		0-0-0		4-4-0							
1-1-0		0-0-0		0-0-0		NEUTRAL		1-1-0		0-0-0		0-0-0							
8-10-0		2-1-0		0-0-0		NON-CONFERENCE		1-2-0		0-3-0		5-4-0							
3-4-0		0-0-0		0-0-0		HOME		0-0-0		0-3-0		3-1-0							
4-5-0		2-1-0		0-0-		AWAY		0-1-0		0-0-0		2-3-0							
1-1-0		0-0-0		0-0-0		NEUTRAL		1-1-0		0-0-0		0-0-0							
6-3-0		0-0-0		0-0-0		CONFERENCE		0-0-0		0-0-0		6-3-0							
4-2-0		0-0-0		0-0-0		HOME		0-0-0		0-0-0		4-2-0							
2-1-0		0-0-0		0-0-0		AWAY		0-0-0		0-0-0		2-1-0							
0-0-0		0-0-0		0-0-0		NEUTRAL		0-0-0		0-0-0		0-0-0							
RPI	S	Opponent		Score		RPI	S	Opponent		Score		RPI	S	Opponent		Score			
12	A	North Carolina		0	10							138	H	James Madi son		1	3		
19	A	Coastal Caro.		3	2							138	H	James Madi son		1	5		
19	A	Coastal Caro.		8	5							138	H	James Madi son		3	4		
												169	A	N. C. Central		7	8		
												172	A	William & Mary		2	13		
												172	A	William & Mary		3	4		
												172	A	William & Mary		17	3		
												185	H	Winthrop		12	0		
												185	H	Winthrop		2	11		
												185	H	Winthrop		6	1		
												220	H	Radford		7	3		
												220	H	Radford		6	18		
												220	H	Radford		15	6		
												239	H	Dayton		8	7		
												239	H	Dayton		12	2		
												239	H	Dayton		4	3		
												253	A	N. C. A&T		10	3		
												262	H	Ohio		7	11		
												271	A	Longwood		10	2		
												271	A	Longwood		8	2		
												271	A	Longwood		4	5		
LAST 10 GAMES																			
						185	H	Winthrop		2	11	220	H	Radford		15	6		
						185	H	Winthrop		12	0	220	H	Radford		7	3		
						185	H	Winthrop		6	1	169	A	N. C. Central		7	8		
						96	A	UNCG		6	12	271	A	Longwood		10	2		
						220	H	Radford		6	18	271	A	Longwood		8	2		

Non-Div. I Games:

High Point



El on

Average RPI Win:		166	WON-LOST RECORD		WINNING PCT. RANK		LAST 10 GAMES		STRENGTH OF SCHEDULE		OPP. STRENGTH OF SCHEDULE		TEAM RPI		ADJ RPI		CONF. RPI		ADJ CONF. RPI				
DIV. I ONLY			16-12-0		.57143 106		7-3-0		191		95		161		.49089 161		16		16				
DIV. I NON-CONF.			12-10-0		.54545 125		3-1-0		269		121		236		.45156 236		16		16				
TOTALS		RPI 1-25		RPI 26-50		W-L RECORDS		RPI 51-100		RPI 101-150		RPI 150+											
16-12-0		0-1-0		2-1-0		OVERALL		0-3-0		5-2-0		9-5-0											
11-9-0		0-0-0		2-1-0		HOME		0-3-0		0-0-0		9-5-0											
5-3-0		0-1-0		0-0-0		AWAY		0-0-0		5-2-0		0-0-0											
0-0-0		0-0-0		0-0-0		NEUTRAL		0-0-0		0-0-0		0-0-0											
12-10-0		0-1-0		0-0-0		NON-CONFERENCE		0-3-0		3-1-0		9-5-0											
9-8-0		0-0-0		0-0-0		HOME		0-3-0		0-0-0		9-5-0											
3-2-0		0-1-0		0-0-		AWAY		0-0-0		3-1-0		0-0-0											
0-0-0		0-0-0		0-0-0		NEUTRAL		0-0-0		0-0-0		0-0-0											
4-2-0		0-0-0		2-1-0		CONFERENCE		0-0-0		2-1-0		0-0-0											
2-1-0		0-0-0		2-1-0		HOME		0-0-0		0-0-0		0-0-0											
2-1-0		0-0-0		0-0-0		AWAY		0-0-0		2-1-0		0-0-0											
0-0-0		0-0-0		0-0-0		NEUTRAL		0-0-0		0-0-0		0-0-0											
RPI	S	Opponent		Score		RPI	S	Opponent		Score		RPI	S	Opponent		Score							
10	A	East Carolina		1	2	30	H	Col. of Charleston		9	3	69	H	Kansas St.		7	8	108	A	Ga. Southern		4	5
						30	H	Col. of Charleston		3	5	85	H	Maryland		3	11	108	A	Ga. Southern		3	2
						30	H	Col. of Charleston		7	5	96	H	UNCG		5	7	108	A	Ga. Southern		4	2
																		127	A	Wake Forest		10	9
																		138	A	James Madi son		6	4
																		138	A	James Madi son		8	2
																		138	A	James Madi son		3	4
																		153	H	Liberty		4	3
																		195	H	Appalachi an St.		5	2
																		195	H	Appalachi an St.		5	0
																		195	H	Appalachi an St.		10	0
																		203	H	Marshall		6	8
																		203	H	Marshall		7	11
																		203	H	Marshall		3	2
																		220	H	Radford		2	1
																		228	H	Penn St.		2	3
																		228	H	Penn St.		6	8
																		228	H	Penn St.		1	2
																		274	H	Ri der		13	4
																		274	H	Ri der		13	2
																		274	H	Ri der		21	1
LAST 10 GAMES						LAST 10 GAMES						LAST 10 GAMES											
						30	H	Col. of Charleston		3	5	138	A	James Madi son		8	2						
						30	H	Col. of Charleston		7	5	138	A	James Madi son		3	4						
						30	H	Col. of Charleston		9	3	85	H	Maryland		3	11						
						127	A	Wake Forest		10	9	274	H	Ri der		13	4						
						138	A	James Madi son		6	4	274	H	Ri der		21	1						

Non-Div. I Games:

El on

Average RPI Win:		214	WON-LOST RECORD		WINNING PCT. RANK		LAST 10 GAMES		STRENGTH OF SCHEDULE		OPP. STRENGTH OF SCHEDULE		TEAM RPI		ADJ RPI		CONF. RPI		ADJ CONF. RPI	
DIV. I ONLY			12-16-0		.42857 193		5-5-0		144		228		162		.49076 162		19		19	
DIV. I NON-CONF.			7-12-0		.36842 207		0-4-0		54		226		151		.50315 151		17		17	
TOTALS		RPI 1-25		RPI 26-50		W-L RECORDS		RPI 51-100		RPI 101-150		RPI 150+								
12-16-0		0-1-0		1-4-0		OVERALL		0-3-0		1-2-0		10-6-0								
6-2-0		0-0-0		0-0-0		HOME		0-0-0		0-0-0		6-2-0								
6-12-0		0-1-0		1-4-0		AWAY		0-2-0		1-2-0		4-3-0								
0-2-0		0-0-0		0-0-0		NEUTRAL		0-1-0		0-0-0		0-1-0								
7-12-0		0-1-0		1-4-0		NON-CONFERENCE		0-3-0		1-2-0		5-2-0								
4-1-0		0-0-0		0-0-0		HOME		0-0-0		0-0-0		4-1-0								
3-9-0		0-1-0		1-0-		AWAY		0-2-0		1-2-0		1-0-0								
0-2-0		0-0-0		0-0-0		NEUTRAL		0-1-0		0-0-0		0-1-0								
5-4-0		0-0-0		0-0-0		CONFERENCE		0-0-0		0-0-0		5-4-0								
2-1-0		0-0-0		0-0-0		HOME		0-0-0		0-0-0		2-1-0								
3-3-0		0-0-0		0-0-0		AWAY		0-0-0		0-0-0		3-3-0								
0-0-0		0-0-0		0-0-0		NEUTRAL		0-0-0		0-0-0		0-0-0								
RPI	S	Opponent		Score		RPI	S	Opponent		Score		RPI	S	Opponent		Score				
20	A	Kentucky		5	16	29	A	Vanderbilt		6	5	84	A	ETSU		7	12			
						32	A	Mercer		9	14	89	A	UNCW		4	5			
						32	A	Mercer		4	5	100	N	Butler		5	6			
						32	A	Mercer		3	10									
						33	A	Louisville		2	4									

**Non-Div. I Games:**

Eastern Ky.

Average RPI Win: 165		WON-LOST RECORD		WINNING PCT. RANK		LAST 10 GAMES		STRENGTH OF SCHEDULE		OPP. STRENGTH OF SCHEDULE		TEAM RPI		ADJ RPI		CONF. RPI		ADJ CONF. RPI	
DIV. I ONLY		8-16-0		.33333 230		4-6-0		107		199		163		.48987 163		8		8	
DIV. I NON-CONF.		7-14-0		.33333 220		3-4-0		130		197		175		.4908 175		7		7	
TOTALS		RPI 1-25		RPI 26-50		W-L RECORDS		RPI 51-100		RPI 101-150		RPI 150+							
8-16-0		0-0-0		1-1-0		OVERALL		3-6-0		0-5-0		4-4-0							
1-3-0		0-0-0		0-0-0		HOME		1-2-0		0-0-0		0-1-0							
6-11-0		0-0-0		1-1-0		AWAY		1-4-0		0-3-0		4-3-0							
1-2-0		0-0-0		0-0-0		NEUTRAL		1-0-0		0-2-0		0-0-0							
7-14-0		0-0-0		1-1-0		NON-CONFERENCE		2-4-0		0-5-0		4-4-0							
0-1-0		0-0-0		0-0-0		HOME		0-0-0		0-0-0		0-1-0							
6-11-0		0-0-0		1-0-		AWAY		1-4-0		0-3-0		4-3-0							
1-2-0		0-0-0		0-0-0		NEUTRAL		1-0-0		0-2-0		0-0-0							
1-2-0		0-0-0		0-0-0		CONFERENCE		1-2-0		0-0-0		0-0-0							
1-2-0		0-0-0		0-0-0		HOME		1-2-0		0-0-0		0-0-0							
0-0-0		0-0-0		0-0-0		AWAY		0-0-0		0-0-0		0-0-0							
0-0-0		0-0-0		0-0-0		NEUTRAL		0-0-0		0-0-0		0-0-0							
RPI	S	Opponent	Score	RPI	S	Opponent	Score	RPI	S	Opponent	Score	RPI	S	Opponent	Score				
				46	A	Oklahoma	2 3	52	A	Alabama	2 16	104	A	Loyola Marymount	3 10				
				46	A	Oklahoma	11 4	52	A	Alabama	5 6	104	A	Loyola Marymount	5 15				
								52	A	Alabama	6 12	104	A	Loyola Marymount	4 7				
								71	H	Bradley	4 10	146	N	CSUN	13 14				
								71	H	Bradley	4 5	146	N	CSUN	5 6				
								71	H	Bradley	5 2	180	A	UC Riverside	5 14				
								80	N	Holy Cross	20 6	180	A	UC Riverside	3 4				
								90	A	Purdue	1 4	191	H	Ball St.	5 13				
								100	A	Butler	9 2	233	A	Grand Canyon	12 6				
												233	A	Grand Canyon	11 7				
												278	A	Ark. -Pine Bluff	14 7				
												278	A	Ark. -Pine Bluff	12 8				
												278	A	Ark. -Pine Bluff	5 6				
LAST 10 GAMES																			
				71	H	Bradley	4 10	100	A	Butler	9 2								
				71	H	Bradley	5 2	278	A	Ark. -Pine Bluff	12 8								
				71	H	Bradley	4 5	278	A	Ark. -Pine Bluff	5 6								
				90	A	Purdue	1 4	278	A	Ark. -Pine Bluff	14 7								
				191	H	Ball St.	5 13	104	A	Loyola Marymount	5 15								

Non-Div. I Games:

Val parai so

Average RPI Win:		191	WON-LOST RECORD		WINNING PCT. RANK		LAST 10 GAMES		STRENGTH OF SCHEDULE		OPP. STRENGTH OF SCHEDULE		TEAM RPI		ADJ RPI		CONF. RPI		ADJ CONF. RPI	
DIV. I ONLY			16-14-0		.53333 129		4-6-0		194		190		164		.48955 164		24		24	
DIV. I NON-CONF.			12-9-0		.57143 108		1-2-0		224		159		172		.49096 172		24		24	
TOTALS		RPI 1-25		RPI 26-50		W-L RECORDS		RPI 51-100		RPI 101-150		RPI 150+								
16-14-0		1-0-0		0-3-0		OVERALL		0-0-0		2-3-0		13-8-0								
8-6-0		0-0-0		0-0-0		HOME		0-0-0		0-1-0		8-5-0								
6-7-0		1-0-0		0-3-0		AWAY		0-0-0		2-1-0		3-3-0								
2-1-0		0-0-0		0-0-0		NEUTRAL		0-0-0		0-1-0		2-0-0								
12-9-0		1-0-0		0-3-0		NON-CONFERENCE		0-0-0		2-3-0		9-3-0								
7-4-0		0-0-0		0-0-0		HOME		0-0-0		0-1-0		7-3-0								
3-4-0		1-0-0		0-0-		AWAY		0-0-0		2-1-0		0-0-0								
2-1-0		0-0-0		0-0-0		NEUTRAL		0-0-0		0-1-0		2-0-0								
4-5-0		0-0-0		0-0-0		CONFERENCE		0-0-0		0-0-0		4-5-0								
1-2-0		0-0-0		0-0-0		HOME		0-0-0		0-0-0		1-2-0								
3-3-0		0-0-0		0-0-0		AWAY		0-0-0		0-0-0		3-3-0								
0-0-0		0-0-0		0-0-0		NEUTRAL		0-0-0		0-0-0		0-0-0								
RPI	S	Opponent		Score		RPI	S	Opponent		Score		RPI	S	Opponent		Score				
12	A	North Carolina		1 0		38	A	Troy		4 6		127	A	Wake Forest		4 8				
						38	A	Troy		0 6		127	A	Wake Forest		6 3				
						38	A	Troy		3 6		137	N	UMass Lowell		0 9				
												139	A	Wofford		13 8				
												139	H	Wofford		4 7				
												153	H	Liberty		10 11				
												153	H	Liberty		6 3				
												153	H	Liberty		8 14				
												173	H	Quinnipiac		5 1				
												173	H	Quinnipiac		3 13				
												173	H	Quinnipiac		6 2				
												177	N	Navy		12 0				
												186	A	Campbell		3 4				
												186	A	Campbell		1 12				
												186	A	Campbell		3 6				
												191	H	Ball St.		8 6				
												191	H	Ball St.		1 6				
												195	H	Appalachian St.		4 8				
												220	A	Radford		5 4				
												220	A	Radford		8 4				
												220	A	Radford		20 10				
												245	H	Siena		6 1				
												245	H	Siena		14 5				
												245	H	Siena		15 4				
												245	H	Siena		4 1				
												266	N	Georgetown		15 1				
						LAST 10 GAMES														
						220 A Radford 8 4						186 A Campbell 3 4								
						220 A Radford 5 4						186 A Campbell 3 6								
						220 A Radford 20 10						139 H Wofford 4 7								
						195 H Appalachian St. 4 8						139 A Wofford 13 8								
						186 A Campbell 1 12						153 H Liberty 10 11								

Non-Div. I Games:

Gardner-Webb

SIUE

Average RPI Win: 177		WON-LOST RECORD		WINNING PCT. RANK		LAST 10 GAMES		STRENGTH OF SCHEDULE		OPP. STRENGTH OF SCHEDULE		TEAM RPI		ADJ RPI		CONF. RPI		ADJ CONF. RPI					
DIV. I ONLY		7-18-0		.28 260		2-8-0		20		277		165		.48905 165		19		19					
DIV. I NON-CONF.		4-9-0		.30769 232		0-2-0		1		257		50		.55666 50		17		17					
TOTALS		RPI 1-25		RPI 26-50		W-L RECORDS		RPI 51-100		RPI 101-150		RPI 150+											
7-18-0		0-1-0		0-3-0		OVERALL		1-4-0		3-4-0		3-6-0											
2-6-0		0-0-0		0-3-0		HOME		0-1-0		0-1-0		2-1-0											
5-12-0		0-1-0		0-0-0		AWAY		1-3-0		3-3-0		1-5-0											
0-0-0		0-0-0		0-0-0		NEUTRAL		0-0-0		0-0-0		0-0-0											
4-9-0		0-1-0		0-0-0		NON-CONFERENCE		1-4-0		3-4-0		0-0-0											
0-2-0		0-0-0		0-0-0		HOME		0-1-0		0-1-0		0-0-0											
4-7-0		0-1-0		0-0-		AWAY		1-3-0		3-3-0		0-0-0											
0-0-0		0-0-0		0-0-0		NEUTRAL		0-0-0		0-0-0		0-0-0											
3-9-0		0-0-0		0-3-0		CONFERENCE		0-0-0		0-0-0		3-6-0											
2-4-0		0-0-0		0-3-0		HOME		0-0-0		0-0-0		2-1-0											
1-5-0		0-0-0		0-0-0		AWAY		0-0-0		0-0-0		1-5-0											
0-0-0		0-0-0		0-0-0		NEUTRAL		0-0-0		0-0-0		0-0-0											
RPI	S	Opponent		Score		RPI	S	Opponent		Score		RPI	S	Opponent		Score							
6	A	Wichita St.		1	6	42	H	Tennessee Tech		1	4	58	A	Louisiana Tech		1	13	125	H	Southern Ill.		3	8
						42	H	Tennessee Tech		4	8	58	A	Louisiana Tech		1	4	126	A	Southeastern La.		6	13
						42	H	Tennessee Tech		1	4	58	A	Louisiana Tech		5	2	126	A	Southeastern La.		7	4
												97	A	Saint Louis		2	5	126	A	Southeastern La.		2	11
												97	H	Saint Louis		4	5	147	A	Oral Roberts		6	4
																		147	A	Oral Roberts		2	4
																		147	A	Oral Roberts		2	1
																		244	A	Murray St.		8	9
																		244	A	Murray St.		10	7
																		244	A	Murray St.		5	6
																		260	H	Belmont		1	15
																		260	H	Belmont		5	4
																		260	H	Belmont		4	2
																		264	A	Southeast Mo. St.		6	11
																		264	A	Southeast Mo. St.		0	7
																		264	A	Southeast Mo. St.		10	11
LAST 10 GAMES						LAST 10 GAMES						LAST 10 GAMES											
						260	H	Belmont		4	2	264	A	Southeast Mo. St.		0	7						
						260	H	Belmont		5	4	264	A	Southeast Mo. St.		6	11						
						260	H	Belmont		1	15	125	H	Southern Ill.		3	8						
						97	H	Saint Louis		4	5	42	H	Tennessee Tech		4	8						
						264	A	Southeast Mo. St.		10	11	42	H	Tennessee Tech		1	4						

Non-Div. I Games:

SIUE

[illegible]

**Non-Div. I Games:**

Washington St.

Average RPI Win:		211	WON-LOST RECORD		WINNING PCT. RANK		LAST 10 GAMES		STRENGTH OF SCHEDULE		OPP. STRENGTH OF SCHEDULE		TEAM RPI		ADJ RPI		CONF. RPI		ADJ CONF. RPI				
DIV. I ONLY			15-10-0		.6 81		7-3-0		207		225		167		.48873 167		22		22				
DIV. I NON-CONF.			11-8-0		.57895 106		4-1-0		163		250		136		.50906 135		20		20				
TOTALS		RPI 1-25		RPI 26-50		W-L RECORDS				RPI 51-100		RPI 101-150				RPI 150+							
15-10-0		0-3-0		0-0-0		OVERALL				0-3-0		3-2-0				12-2-0							
9-6-0		0-0-0		0-0-0		HOME				0-3-0		3-2-0				6-1-0							
4-4-0		0-3-0		0-0-0		AWAY				0-0-0		0-0-0				4-1-0							
2-0-0		0-0-0		0-0-0		NEUTRAL				0-0-0		0-0-0				2-0-0							
11-8-0		0-3-0		0-0-0		NON-CONFERENCE				0-3-0		1-1-0				10-1-0							
5-4-0		0-0-0		0-0-0		HOME				0-3-0		1-1-0				4-0-0							
4-4-0		0-3-0		0-0-		AWAY				0-0-0		0-0-0				4-1-0							
2-0-0		0-0-0		0-0-0		NEUTRAL				0-0-0		0-0-0				2-0-0							
4-2-0		0-0-0		0-0-0		CONFERENCE				0-0-0		2-1-0				2-1-0							
4-2-0		0-0-0		0-0-0		HOME				0-0-0		2-1-0				2-1-0							
0-0-0		0-0-0		0-0-0		AWAY				0-0-0		0-0-0				0-0-0							
0-0-0		0-0-0		0-0-0		NEUTRAL				0-0-0		0-0-0				0-0-0							
RPI	S	Opponent		Score		RPI	S	Opponent		Score		RPI	S	Opponent		Score		RPI	S	Opponent		Score	
3	A	Florida		5	12					59	H	Wagner	6	14	114	H	Manhattan	3	12				
3	A	Florida		1	3					59	H	Wagner	3	7	114	H	Manhattan	4	3				
3	A	Florida		0	8					59	H	Wagner	2	7	137	H	UMass Lowell	5	6				
															137	H	UMass Lowell	6	5				
															137	H	UMass Lowell	9	8				
															173	H	Quinnipiac	9	2				
															173	H	Quinnipiac	5	1				
															173	H	Quinnipiac	10	4				
															207	H	Binghamton	15	12				
															207	H	Binghamton	6	8				
															207	H	Binghamton	7	5				
															231	H	LIU Brooklyn	5	3				
															254	A	Nicholls St.	7	14				
															254	A	Nicholls St.	6	3				
															254	A	Nicholls St.	5	4				
															254	A	Nicholls St.	6	5				
															276	N	Iona	5	3				
															283	N	Sacred Heart	7	6				
															295	A	Norfolk St.	12	0				
						LAST 10 GAMES																	
						137	H	UMass Lowell	9	8	173	H	Quinnipiac	5	1								
						137	H	UMass Lowell	5	6	173	H	Quinnipiac	10	4								
						137	H	UMass Lowell	6	5	114	H	Manhattan	3	12								
						231	H	LIU Brooklyn	5	3	207	H	Binghamton	7	5								
						173	H	Quinnipiac	9	2	207	H	Binghamton	6	8								

Non-Div. I Games:

Stony Brook

Average RPI Win:	192	WON-LOST RECORD	WINNING PCT. RANK	LAST 10 GAMES	STRENGTH OF SCHEDULE	OPP. STRENGTH OF SCHEDULE	TEAM RPI	ADJ RPI	CONF. RPI	ADJ CONF. RPI							
DIV. I ONLY		16-12-0	.57143	106	1-0-0	232	130	168	.48859	168	13	13					
DIV. I NON-CONF.		11-8-0	.57895	106	1-0-0	258	91	199	.47701	198	13	13					
<hr/>																	
TOTALS	RPI 1-25	RPI 26-50		W-L RECORDS		RPI 51-100		RPI 101-150		RPI 150+							
16-12-0	1-2-0	0-1-0		OVERALL		3-3-0		1-2-0		11-4-0							
7-7-0	1-2-0	0-1-0		HOME		0-1-0		1-2-0		5-1-0							
8-4-0	0-0-0	0-0-0		AWAY		2-2-0		0-0-0		6-2-0							
1-1-0	0-0-0	0-0-0		NEUTRAL		1-0-0		0-0-0		0-1-0							
11-8-0	1-2-0	0-1-0		NON-CONFERENCE		3-3-0		0-0-0		7-2-0							
6-5-0	1-2-0	0-1-0		HOME		0-1-0		0-0-0		5-1-0							
4-2-0	0-0-0	0-0-		AWAY		2-2-0		0-0-0		2-0-0							
1-1-0	0-0-0	0-0-0		NEUTRAL		1-0-0		0-0-0		0-1-0							
5-4-0	0-0-0	0-0-0		CONFERENCE		0-0-0		1-2-0		4-2-0							
1-2-0	0-0-0	0-0-0		HOME		0-0-0		1-2-0		0-0-0							
4-2-0	0-0-0	0-0-0		AWAY		0-0-0		0-0-0		4-2-0							
0-0-0	0-0-0	0-0-0		NEUTRAL		0-0-0		0-0-0		0-0-0							
RPI	S	Opponent		Score		RPI	S	Opponent		Score		RPI	S	Opponent		Score	
24	H	West Virginia		8	7	37	H	Indiana St.		4	21	52	A	Alabama		0	4
24	H	West Virginia		4	10							53	A	Tennessee		4	5
24	H	West Virginia		4	8							53	A	Tennessee		7	5
												63	H	Kent St.		5	14
												76	A	Austin Peay		9	0
												84	N	ETSU		16	8

**Non-Div. I Games:**

Mid dle Tenn.



Average RPI Win:	213	WON-LOST RECORD	WINNING PCT. RANK	LAST 10 GAMES	STRENGTH OF SCHEDULE	OPP. STRENGTH OF SCHEDULE	TEAM RPI	ADJ RPI	CONF. RPI	ADJ CONF. RPI	
Average RPI Loss:	174										
DIV. I ONLY	19-11-0	.63333	59	5-5-0	237	253	169	.48766	169	31	31
DIV. I NON-CONF.	11-5-0	.6875	50	1-0-0	119	265	87	.53213	87	31	31
<hr/>											
TOTALS	RPI 1-25	RPI 26-50		W-L RECORDS	RPI 51-100		RPI 101-150		RPI 150+		
19-11-0	0-0-0	0-2-0		OVERALL	2-1-0		2-1-0		15-7-0		
14-5-0	0-0-0	0-1-0		HOME	2-1-0		2-1-0		10-2-0		
5-6-0	0-0-0	0-1-0		AWAY	0-0-0		0-0-0		5-5-0		
0-0-0	0-0-0	0-0-0		NEUTRAL	0-0-0		0-0-0		0-0-0		
<hr/>											
11-5-0	0-0-0	0-2-0		NON-CONFERENCE	2-1-0		0-0-0		9-2-0		
9-3-0	0-0-0	0-1-0		HOME	2-1-0		0-0-0		7-1-0		
2-2-0	0-0-0	0-0-		AWAY	0-0-0		0-0-0		2-1-0		
0-0-0	0-0-0	0-0-0		NEUTRAL	0-0-0		0-0-0		0-0-0		
<hr/>											
8-6-0	0-0-0	0-0-0		CONFERENCE	0-0-0		2-1-0		6-5-0		
5-2-0	0-0-0	0-0-0		HOME	0-0-0		2-1-0		3-1-0		
3-4-0	0-0-0	0-0-0		AWAY	0-0-0		0-0-0		3-4-0		
0-0-0	0-0-0	0-0-0		NEUTRAL	0-0-0		0-0-0		0-0-0		
<hr/>											
RPI	S	Opponent	Score	RPI	S	Opponent	Score	RPI	S	Opponent	Score
				40	A	Duke	2 8	59	H	Wagner	6 7
				40	H	Duke	3 5	59	H	Wagner	10 4
								59	H	Wagner	12 3
								121	H	Bethune-Cookman	4 5
								121	H	Bethune-Cookman	7 4
								121	H	Bethune-Cookman	5 2
								154	H	NJIT	11 2
								154	H	NJIT	4 3
								154	H	NJIT	13 5
								160	H	High Point	8 7
								187	A	Davidson	2 10
								195	H	Appalachian St.	0 6
								243	A	Florida A&M	2 4
								243	A	Florida A&M	3 11
								243	A	Florida A&M	0 3
								253	A	N. C. A&T	3 5
								253	A	N. C. A&T	8 6
								253	A	N. C. A&T	6 3
								271	A	Longwood	12 4
								276	H	Iona	12 2
								276	H	Iona	21 8
								276	H	Iona	6 5
								280	A	Presbyterian	14 7
								290	H	Savannah St.	1 6
								290	H	Savannah St.	3 1
								290	H	Savannah St.	10 2
								295	A	Norfolk St.	20 7
								296	H	UMES	18 5
<hr/>											
				LAST 10 GAMES							
				243	A	Florida A&M	3 11	290	H	Savannah St.	10 2
				243	A	Florida A&M	0 3	290	H	Savannah St.	3 1
				243	A	Florida A&M	2 4	160	H	High Point	8 7
				295	A	Norfolk St.	20 7	296	H	UMES	18 5
				290	H	Savannah St.	1 6	121	H	Bethune-Cookman	4 5

Non-Div. I Games:

N. C. Central

Average RPI Win:		178	WON-LOST RECORD		WINNING PCT. RANK		LAST 10 GAMES		STRENGTH OF SCHEDULE		OPP. STRENGTH OF SCHEDULE		TEAM RPI		ADJ RPI		CONF. RPI		ADJ CONF. RPI	
DIV. I ONLY			10-17-0		.37037 219		4-6-0		69		176		170		.48764 170		17		17	
DIV. I NON-CONF.			3-12-0		.2 266		0-2-0		22		104		210		.46917 210		19		19	
TOTALS		RPI 1-25		RPI 26-50		W-L RECORDS		RPI 51-100		RPI 101-150		RPI 150+								
10-17-0		0-3-0		0-0-0		OVERALL		1-5-0		4-6-0		5-3-0								
5-11-0		0-3-0		0-0-0		HOME		1-4-0		3-4-0		1-0-0								
5-6-0		0-0-0		0-0-0		AWAY		0-1-0		1-2-0		4-3-0								
0-0-0		0-0-0		0-0-0		NEUTRAL		0-0-0		0-0-0		0-0-0								
3-12-0		0-3-0		0-0-0		NON-CONFERENCE		1-5-0		1-3-0		1-1-0								
2-8-0		0-3-0		0-0-0		HOME		1-4-0		0-1-0		1-0-0								
1-4-0		0-0-0		0-0-		AWAY		0-1-0		1-2-0		0-1-0								
0-0-0		0-0-0		0-0-0		NEUTRAL		0-0-0		0-0-0		0-0-0								
7-5-0		0-0-0		0-0-0		CONFERENCE		0-0-0		3-3-0		4-2-0								
3-3-0		0-0-0		0-0-0		HOME		0-0-0		3-3-0		0-0-0								
4-2-0		0-0-0		0-0-0		AWAY		0-0-0		0-0-0		4-2-0								
0-0-0		0-0-0		0-0-0		NEUTRAL		0-0-0		0-0-0		0-0-0								
RPI	S	Opponent		Score		RPI	S	Opponent		Score		RPI	S	Opponent		Score				
6	H	Wichita St.		7	10							106	H	Central Ark.		1	6			
6	H	Wichita St.		10	11							106	H	Central Ark.		6	5			
6	H	Wichita St.		2	11							106	H	Central Ark.		8	3			
												109	H	Louisiana		2	5			
												126	H	Southeastern La.		4	5			
												126	H	Southeastern La.		1	9			
												126	H	Southeastern La.		5	2			
												132	A	Texas St.		1	0			
												132	A	Texas St.		1	12			
												132	A	Texas St.		3	4			
												174	A	Houston		9	13			
												174	H	Houston		7	6			
												254	A	Nicholls St.		0	1			
												254	A	Nicholls St.		2	7			
												254	A	Nicholls St.		5	4			
												263	A	SFA		5	1			
												263	A	SFA		7	5			
												263	A	SFA		12	3			
LAST 10 GAMES																				
						126	H	Southeastern La.		1	9	254	A	Nicholls St.		2	7			
						126	H	Southeastern La.		5	2	254	A	Nicholls St.		0	1			
						126	H	Southeastern La.		4	5	109	H	Louisiana		2	5			
						58	H	Louisiana Tech		2	9	263	A	SFA		5	1			
						254	A	Nicholls St.		5	4	263	A	SFA		12	3			

Non-Div. I Games:

McNeese

Average RPI Win:	180	WON-LOST RECORD	WINNING PCT. RANK	LAST 10 GAMES		STRENGTH OF SCHEDULE	OPP. STRENGTH OF SCHEDULE	TEAM RPI	ADJ RPI	CONF. RPI	ADJ CONF. RPI	
DIV. I ONLY		15-10-0	.681	6-4-0		276	69	171	.48752	171	25	25
DIV. I NON-CONF.		9-7-0	.5625	0-1-0		227	31	95	.52812	95	23	23
<hr/>												
TOTALS	RPI 1-25	RPI 26-50		W-L RECORDS		RPI 51-100		RPI 101-150		RPI 150+		
15-10-0	0-0-0	1-1-0		OVERALL		2-2-0		2-4-0		10-3-0		
7-2-0	0-0-0	0-0-0		HOME		0-0-0		0-0-0		7-2-0		
7-8-0	0-0-0	1-1-0		AWAY		2-2-0		2-4-0		2-1-0		
1-0-0	0-0-0	0-0-0		NEUTRAL		0-0-0		0-0-0		1-0-0		
<hr/>												
9-7-0	0-0-0	1-1-0		NON-CONFERENCE		2-2-0		2-4-0		4-0-0		
3-0-0	0-0-0	0-0-0		HOME		0-0-0		0-0-0		3-0-0		
5-7-0	0-0-0	1-0-		AWAY		2-2-0		2-4-0		0-0-0		
1-0-0	0-0-0	0-0-0		NEUTRAL		0-0-0		0-0-0		1-0-0		
<hr/>												
6-3-0	0-0-0	0-0-0		CONFERENCE		0-0-0		0-0-0		6-3-0		
4-2-0	0-0-0	0-0-0		HOME		0-0-0		0-0-0		4-2-0		
2-1-0	0-0-0	0-0-0		AWAY		0-0-0		0-0-0		2-1-0		
0-0-0	0-0-0	0-0-0		NEUTRAL		0-0-0		0-0-0		0-0-0		
<hr/>												
RPI	S	Opponent	Score	RPI	S	Opponent	Score	RPI	S	Opponent	Score	
				44	A	Sam Houston St.	10 6	72	A	Xavier	0 2	
				44	A	Sam Houston St.	1 9	91	A	UT Arlington	7 2	
								91	A	UT Arlington	8 6	
								91	A	UT Arlington	10 11	
								109	A	Louisiana	8 2	
								109	A	Louisiana	3 6	
								109	A	Louisiana	4 3	
								144	A	Tulane	3 4	
								144	A	Tulane	5 6	
								144	A	Tulane	5 11	
								198	H	Cincinnati	14 8	
								205	H	Oakland	5 6	
								205	H	Oakland	8 2	
								205	H	Oakland	3 0	
								215	H	Milwaukee	10 2	
								215	H	Milwaukee	2 3	
								215	H	Milwaukee	6 5	
								236	A	Northern Ky.	14 2	
								236	A	Northern Ky.	11 12	
								236	A	Northern Ky.	12 5	
								239	H	Dayton	7 3	
								250	H	Hartford	13 4	
								250	N	Hartford	11 2	
<hr/>												
				LAST 10 GAMES								
				236	A	Northern Ky.	14 2	215	H	Milwaukee	10 2	
				236	A	Northern Ky.	11 12	215	H	Milwaukee	6 5	
				236	A	Northern Ky.	12 5	205	H	Oakland	5 6	
				72	A	Xavier	0 2	205	H	Oakland	8 2	
				215	H	Milwaukee	2 3	205	H	Oakland	3 0	

**Non-Div. I Games:**

Wright St.

Average RPI Win:		151	WON-LOST RECORD		WINNING PCT. RANK		LAST 10 GAMES		STRENGTH OF SCHEDULE		OPP. STRENGTH OF SCHEDULE		TEAM RPI		ADJ RPI		CONF. RPI		ADJ CONF. RPI	
DIV. I ONLY			10-18-0		.35714 223		4-6-0		48		144		172		.48712 172		16		16	
DIV. I NON-CONF.			9-13-0		.40909 190		3-1-0		98		174		193		.47935 193		16		16	
TOTALS		RPI 1-25		RPI 26-50		W-L RECORDS		RPI 51-100		RPI 101-150		RPI 150+								
10-18-0		0-3-0		0-3-0		OVERALL		4-3-0		0-2-0		6-7-0								
8-9-0		0-0-0		0-0-0		HOME		4-3-0		0-1-0		4-5-0								
2-9-0		0-3-0		0-3-0		AWAY		0-0-0		0-1-0		2-2-0								
0-0-0		0-0-0		0-0-0		NEUTRAL		0-0-0		0-0-0		0-0-0								
9-13-0		0-3-0		0-0-0		NON-CONFERENCE		3-1-0		0-2-0		6-7-0								
7-7-0		0-0-0		0-0-0		HOME		3-1-0		0-1-0		4-5-0								
2-6-0		0-3-0		0-0-		AWAY		0-0-0		0-1-0		2-2-0								
0-0-0		0-0-0		0-0-0		NEUTRAL		0-0-0		0-0-0		0-0-0								
1-5-0		0-0-0		0-3-0		CONFERENCE		1-2-0		0-0-0		0-0-0								
1-2-0		0-0-0		0-0-0		HOME		1-2-0		0-0-0		0-0-0								
0-3-0		0-0-0		0-3-0		AWAY		0-0-0		0-0-0		0-0-0								
0-0-0		0-0-0		0-0-0		NEUTRAL		0-0-0		0-0-0		0-0-0								
RPI	S	Opponent		Score		RPI	S	Opponent		Score		RPI	S	Opponent		Score				
4	A	Cl emson		4	5	30	A	Col. of Charleston		1	5	84	H	ETSU		3	2			
4	A	Cl emson		1	2	30	A	Col. of Charleston		2	7	84	H	ETSU		2	3			
4	A	Cl emson		6	7	30	A	Col. of Charleston		7	8	84	H	ETSU		1	0			
												85	H	Maryl and		10	4			
												89	H	UNCW		2	7			
												89	H	UNCW		2	3			
												89	H	UNCW		7	3			

Non-Div. I Games:

William &amp; Mary

Average RPI Win: 186		WON-LOST	WINNING	LAST 10	STRENGTH OF		OPP. STRENGTH	TEAM	ADJ	CONF.	ADJ CONF.
Average RPI Loss: 174		RECORD	PCT. RANK	GAMES	SCHEDULE		OF SCHEDULE	RPI	RPI	RPI	RPI
DIV. I ONLY		11-14-0	.44	188	3-6-0		254	152	173	.48682	173
DIV. I NON-CONF.		8-14-0	.36364	210	0-6-0		184	147	164	.49691	164
TOTALS		RPI 1-25	RPI 26-50		W-L RECORDS		RPI 51-100		RPI 101-150		RPI 150+
11-14-0		0-0-0	2-0-0		OVERALL		0-3-0		0-1-0		9-10-0
0-0-0		0-0-0	0-0-0		HOME		0-0-0		0-0-0		0-0-0
11-14-0		0-0-0	2-0-0		AWAY		0-3-0		0-1-0		9-9-0
0-0-0		0-0-0	0-0-0		NEUTRAL		0-0-0		0-0-0		0-0-0
8-14-0		0-0-0	2-0-0		NON-CONFERENCE		0-3-0		0-1-0		6-10-0
0-0-0		0-0-0	0-0-0		HOME		0-0-0		0-0-0		0-0-0
8-14-0		0-0-0	2-0-		AWAY		0-3-0		0-1-0		6-10-0
0-0-0		0-0-0	0-0-0		NEUTRAL		0-0-0		0-0-0		0-0-0
3-0-0		0-0-0	0-0-0		CONFERENCE		0-0-0		0-0-0		3-0-0
0-0-0		0-0-0	0-0-0		HOME		0-0-0		0-0-0		0-0-0
3-0-0		0-0-0	0-0-0		AWAY		0-0-0		0-0-0		3-0-0
0-0-0		0-0-0	0-0-0		NEUTRAL		0-0-0		0-0-0		0-0-0
RPI	S	Opponent	Score	RPI	S	Opponent	Score	RPI	S	Opponent	Score
				30	A	Col. of Charleston	2 1	89	A	UNCW	0 19
				30	A	Col. of Charleston	6 5	89	A	UNCW	3 12
								89	A	UNCW	3 6
								115	A	Rhode Island	5 7
								164	A	Gardner-Webb	1 5
								164	A	Gardner-Webb	13 3
								164	A	Gardner-Webb	2 6
								167	A	Stony Brook	2 9
								167	A	Stony Brook	4 10
								167	A	Stony Brook	1 5
								172	A	William & Mary	6 1
								172	A	William & Mary	10 3
								172	A	William & Mary	11 2
								212	A	Old Dominion	8 6
								212	A	Old Dominion	5 2
								212	A	Old Dominion	0 11
								246	A	Abilene Christian	2 11
								246	A	Abilene Christian	9 10
								246	A	Abilene Christian	4 5
								275	A	Dartmouth	4 11
								293	A	Saint Peter's	10 0
								293	A	Saint Peter's	4 0
								293	A	Saint Peter's	28 2
LAST 10 GAMES								167	A	Stony Brook	2 9
								167	A	Stony Brook	1 5
								167	A	Stony Brook	4 10
								89	A	UNCW	3 12
								89	A	UNCW	3 6
								275	A	Dartmouth	4 11
								115	A	Rhode Island	5 7

Non-Div. I Games:

Qui nni pi ac

HoustonH  
o  
u  
s  
t  
o  
n

Houston

Average RPI Win: 147		WON-LOST	WINNING	LAST 10	STRENGTH OF		OPP. STRENGTH	TEAM	ADJ	CONF.	ADJ CONF.
Average RPI Loss: 121		RECORD	PCT. RANK	GAMES	SCHEDULE		OF SCHEDULE	RPI	RPI	RPI	RPI
DIV. I ONLY		15-10-0	.6	81	4-6-0		249	17	175	.48603	175
DIV. I NON-CONF.		11-5-0	.6875	50	0-1-0		276	9	159	.49881	159
TOTALS		RPI 1-25	RPI 26-50		W-L RECORDS		RPI 51-100		RPI 101-150		RPI 150+
15-10-0	0-0-0	1-1-0		OVERALL		3-3-0		3-3-0		8-3-0	
11-7-0	0-0-0	1-0-0		HOME		1-2-0		3-3-0		6-2-0	
4-3-0	0-0-0	0-1-0		AWAY		2-1-0		0-0-0		2-1-0	
0-0-0	0-0-0	0-0-0		NEUTRAL		0-0-0		0-0-0		0-0-0	
11-5-0	0-0-0	1-1-0		NON-CONFERENCE		1-2-0		2-1-0		7-1-0	
9-3-0	0-0-0	1-0-0		HOME		1-2-0		2-1-0		5-0-0	
2-2-0	0-0-0	0-0-		AWAY		0-0-0		0-0-0		2-1-0	
0-0-0	0-0-0	0-0-0		NEUTRAL		0-0-0		0-0-0		0-0-0	
4-5-0	0-0-0	0-0-0		CONFERENCE		2-1-0		1-2-0		1-2-0	
2-4-0	0-0-0	0-0-0		HOME		0-0-0		1-2-0		1-2-0	
2-1-0	0-0-0	0-0-0		AWAY		2-1-0		0-0-0		0-0-0	
0-0-0	0-0-0	0-0-0		NEUTRAL		0-0-0		0-0-0		0-0-0	
RPI S Opponent	Score	RPI S Opponent	Score	RPI S Opponent	Score	RPI S Opponent	Score	RPI S Opponent	Score	RPI S Opponent	Score
		27 A Nevada	3 5	66 A San Di ego	2 8	110 H Saint Mary's (CA)	5 6				
		27 H Nevada	6 4	66 A San Di ego	13 2	110 H Saint Mary's (CA)	5 4				
				66 A San Di ego	16 7	110 H Saint Mary's (CA)	0 7				
				93 H Boston Col lege	20 9	127 H Wake Forest	2 0				
				93 H Boston Col lege	1 5	127 H Wake Forest	7 6				
				93 H Boston Col lege	1 3	127 H Wake Forest	1 3				
						193 A Sacramento St.	4 3				
						193 A Sacramento St.	1 4				
						193 H Sacramento St.	11 10				
						193 H Sacramento St.	9 3				
						196 H Portland	9 11				
						196 H Portland	7 6				
						196 H Portland	6 7				
						201 H Utah	4 3				
						201 H Utah	6 5				
						201 H Utah	4 2				
						204 A San Jose St.	4 1				
LAST 10 GAMES				LAST 10 GAMES				LAST 10 GAMES			
		196 H Portland	6 7			110 H Saint Mary's (CA)	5 6				
		196 H Portland	7 6			110 H Saint Mary's (CA)	5 4				
		196 H Portland	9 11			66 A San Di ego	16 7				
		27 A Nevada	3 5			66 A San Di ego	2 8				
		110 H Saint Mary's (CA)	0 7			66 A San Di ego	13 2				

Non-Div. I Games:

Santa Clara

VMI

Average RPI Win: 173		WON-LOST RECORD		WINNING PCT. RANK		LAST 10 GAMES		STRENGTH OF SCHEDULE		OPP. STRENGTH OF SCHEDULE		TEAM RPI		ADJ RPI		CONF. RPI		ADJ CONF. RPI	
DIV. I ONLY		12-13-0		.48 158		4-6-0		165		186		176		.4856 176		14		14	
DIV. I NON-CONF.		9-10-0		.47368 158		1-3-0		244		126		216		.46513 216		15		15	
TOTALS		RPI 1-25		RPI 26-50		W-L RECORDS		RPI 51-100		RPI 101-150		RPI 150+							
12-13-0		0-0-0		0-0-0		OVERALL		2-4-0		2-3-0		8-6-0							
8-5-0		0-0-0		0-0-0		HOME		0-0-0		1-2-0		7-3-0							
4-8-0		0-0-0		0-0-0		AWAY		2-4-0		1-1-0		1-3-0							
0-0-0		0-0-0		0-0-0		NEUTRAL		0-0-0		0-0-0		0-0-0							
9-10-0		0-0-0		0-0-0		NON-CONFERENCE		1-2-0		2-3-0		6-5-0							
6-4-0		0-0-0		0-0-0		HOME		0-0-0		1-2-0		5-2-0							
3-6-0		0-0-0		0-0-		AWAY		1-2-0		1-1-0		1-3-0							
0-0-0		0-0-0		0-0-0		NEUTRAL		0-0-0		0-0-0		0-0-0							
3-3-0		0-0-0		0-0-0		CONFERENCE		1-2-0		0-0-0		2-1-0							
2-1-0		0-0-0		0-0-0		HOME		0-0-0		0-0-0		2-1-0							
1-2-0		0-0-0		0-0-0		AWAY		1-2-0		0-0-0		0-0-0							
0-0-0		0-0-0		0-0-0		NEUTRAL		0-0-0		0-0-0		0-0-0							
RPI	S	Opponent	Score	RPI	S	Opponent	Score	RPI	S	Opponent	Score	RPI	S	Opponent	Score				
								65	A	South Carolina	7 6	128	A	Virginia	9 4				
								65	A	South Carolina	2 7	128	A	Virginia	9 10				
								65	A	South Carolina	0 9	137	H	UMass Lowell	5 9				
								96	A	UNCG	1 9	137	H	UMass Lowell	4 8				
								96	A	UNCG	3 6	137	H	UMass Lowell	6 3				
								96	A	UNCG	8 7	179	A	George Washington	2 4				
												179	A	George Washington	5 8				
												179	A	George Washington	9 7				
												200	H	Lafayette	11 6				
												200	H	Lafayette	8 1				
												200	H	Lafayette	10 5				
												205	H	Oakland	10 11				
												205	H	Oakland	11 1				
												205	H	Oakland	11 8				
												212	A	Old Dominion	4 19				
												220	H	Radford	6 8				
												229	H	The Citadel	12 4				
												229	H	The Citadel	0 5				
												229	H	The Citadel	12 3				
LAST 10 GAMES																			
								96	A	UNCG	3 6								
								96	A	UNCG	1 9								
								179	A	George Washington	2 4								
								179	A	George Washington	5 8								
								179	A	George Washington	9 7								
								96	A	UNCG	8 7								

Non-Div. I Games:

VMI



Average RPI Win: 218		WON-LOST	WINNING	LAST 10	STRENGTH OF	OPP. STRENGTH	TEAM	ADJ	CONF.	ADJ CONF.		
Average RPI Loss: 141		RECORD	PCT. RANK	GAMES	SCHEDULE	OF SCHEDULE	RPI	RPI	RPI	RPI		
DIV. I ONLY		22-8-0	.73333	23	7-3-0	280	217	177	.48529	177	18	18
DIV. I NON-CONF.		15-4-0	.78947	24	1-0-0	287	268	177	.4886	177	18	18
<hr/>												
TOTALS		RPI 1-25		RPI 26-50		W-L RECORDS		RPI 51-100		RPI 101-150		RPI 150+
22-8-0		0-0-0		0-0-0		OVERALL		1-1-0		3-3-0		18-4-0
13-3-0		0-0-0		0-0-0		HOME		1-1-0		0-0-0		12-2-0
6-1-0		0-0-0		0-0-0		AWAY		0-0-0		1-0-0		5-1-0
3-4-0		0-0-0		0-0-0		NEUTRAL		0-0-0		2-3-0		1-1-0
15-4-0		0-0-0		0-0-0		NON-CONFERENCE		0-0-0		3-1-0		12-3-0
9-2-0		0-0-0		0-0-0		HOME		0-0-0		0-0-0		9-2-0
3-0-0		0-0-0		0-0-		AWAY		0-0-0		1-0-0		2-0-0
3-2-0		0-0-0		0-0-0		NEUTRAL		0-0-0		2-1-0		1-1-0
7-4-0		0-0-0		0-0-0		CONFERENCE		1-1-0		0-2-0		6-1-0
4-1-0		0-0-0		0-0-0		HOME		1-1-0		0-0-0		3-0-0
3-1-0		0-0-0		0-0-0		AWAY		0-0-0		0-0-0		3-1-0
0-2-0		0-0-0		0-0-0		NEUTRAL		0-0-0		0-2-0		0-0-0
RPI	S	Opponent	Score	RPI	S	Opponent	Score	RPI	S	Opponent	Score	
						80 H Holy Cross	5 1	107 N Air Force		10	11	
						80 H Holy Cross	1 3	107 N Air Force		6	4	
								107 N Air Force		16	1	
								124 N Army West Point		3	5	
								124 N Army West Point		2	8	
								127 A Wake Forest		5	2	
								154 H NJIT		4	0	
								154 H NJIT		1	7	
								154 H NJIT		1	4	
								154 H NJIT		7	1	
								164 N Gardner-Webb		0	12	
								200 H Lafayette		20	9	
								200 H Lafayette		10	9	
								200 H Lafayette		6	0	
								224 A Bucknel I		12	6	
								224 A Bucknel I		5	1	
								224 A Bucknel I		3	2	
								224 A Bucknel I		2	10	
								255 H UMBC		7	0	
								266 N Georgetown		2	1	
								274 H Ri der		5	3	
								274 H Ri der		4	3	
								274 H Ri der		10	4	
								285 H Coppin St.		3	1	
								285 H Coppin St.		11	3	
								296 A UMES		13	6	
								296 H UMES		16	1	
								297 A Delaware St.		23	5	
LAST 10 GAMES												
						200 H Lafayette	10 9	124 N Army West Point		3	5	
						200 H Lafayette	20 9	80 H Holy Cross		5	1	
						200 H Lafayette	6 0	80 H Holy Cross		1	3	
						285 H Coppin St.	11 3	224 A Bucknel I		5	1	
						124 N Army West Point	2 8	224 A Bucknel I		12	6	

Non-Div. I Games:

Navy

Average RPI Win:		153	WON-LOST RECORD		WINNING PCT. RANK		LAST 10 GAMES		STRENGTH OF SCHEDULE		OPP. STRENGTH OF SCHEDULE		TEAM RPI		ADJ RPI		CONF. RPI		ADJ CONF. RPI	
DIV. I ONLY			13-14-0		.48148 151		5-5-0		106		196		178		.48449 178		11		11	
DIV. I NON-CONF.			11-13-0		.45833 170		3-4-0		103		185		190		.48052 190		11		11	
TOTALS		RPI 1-25		RPI 26-50		W-L RECORDS		RPI 51-100		RPI 101-150		RPI 150+								
13-14-0		0-0-0		1-3-0		OVERALL		4-6-0		0-0-0		8-5-0								
11-10-0		0-0-0		0-2-0		HOME		3-4-0		0-0-0		8-4-0								
1-4-0		0-0-0		0-1-0		AWAY		1-2-0		0-0-0		0-1-0								
1-0-0		0-0-0		1-0-0		NEUTRAL		0-0-0		0-0-0		0-0-0								
11-13-0		0-0-0		1-3-0		NON-CONFERENCE		4-6-0		0-0-0		6-4-0								
9-9-0		0-0-0		0-2-0		HOME		3-4-0		0-0-0		6-3-0								
1-4-0		0-0-0		0-0-		AWAY		1-2-0		0-0-0		0-1-0								
1-0-0		0-0-0		1-0-0		NEUTRAL		0-0-0		0-0-0		0-0-0								
2-1-0		0-0-0		0-0-0		CONFERENCE		0-0-0		0-0-0		2-1-0								
2-1-0		0-0-0		0-0-0		HOME		0-0-0		0-0-0		2-1-0								
0-0-0		0-0-0		0-0-0		AWAY		0-0-0		0-0-0		0-0-0								
0-0-0		0-0-0		0-0-0		NEUTRAL		0-0-0		0-0-0		0-0-0								
RPI	S	Opponent		Score		RPI	S	Opponent		Score		RPI	S	Opponent		Score				
				29	N	Vanderbil t	5	1	53	A	Tennessee	5	8	152	H	UNC Asheville l l e	3	6		
				37	H	Indiana St.	3	17	63	H	Kent St.	1	3	152	H	UNC Asheville l l e	3	2		
				42	A	Tennessee Tech	7	27	82	H	Mi chi gan	7	4	152	H	UNC Asheville l l e	4	2		
				42	H	Tennessee Tech	6	17	82	H	Mi chi gan	11	16	154	H	NJIT	3	4		
									82	H	Mi chi gan	4	2	154	H	NJIT	10	6		
									90	A	Purdue	2	6	154	H	NJIT	7	0		
									90	A	Purdue	3	1	168	H	Mi ddl e Tenn.	7	8		
									96	H	UNCG	3	9	236	H	Northern Ky.	12	4		
									96	H	UNCG	9	13	236	H	Northern Ky.	11	6		
									96	H	UNCG	3	2	236	H	Northern Ky.	9	5		
														236	H	Northern Ky.	1	2		
														260	A	Belmont	7	8		
														292	H	Fai r l ei gh Di cki nson	3	1		
				LAST 10 GAMES																
				154	H	NJIT	7	0	90	A	Purdue	2	6							
				154	H	NJIT	10	6	168	H	Mi ddl e Tenn.	7	8							
				154	H	NJIT	3	4	96	H	UNCG	3	2							
				29	N	Vanderbi l t	5	1	96	H	UNCG	9	13							
				90	A	Purdue	3	1	96	H	UNCG	3	9							

Non-Div. I Games:

Average RPI Win: 235		WON-LOST RECORD		WINNING PCT. RANK		LAST 10 GAMES		STRENGTH OF SCHEDULE		OPP. STRENGTH OF SCHEDULE		TEAM RPI		ADJ RPI		CONF. RPI		ADJ CONF. RPI	
DIV. I ONLY		15-12-0		.55556 114		8-2-0		236		172		179		.48437 179		20		20	
DIV. I NON-CONF.		10-11-0		.47619 156		3-1-0		181		139		188		.48232 188		22		22	
TOTALS		RPI 1-25		RPI 26-50		W-L RECORDS		RPI 51-100		RPI 101-150		RPI 150+							
15-12-0		0-3-0		1-5-0		OVERALL		0-1-0		0-0-0		14-3-0							
12-2-0		0-0-0		0-0-0		HOME		0-0-0		0-0-0		12-2-0							
3-9-0		0-3-0		1-5-0		AWAY		0-0-0		0-0-0		2-1-0							
0-1-0		0-0-0		0-0-0		NEUTRAL		0-1-0		0-0-0		0-0-0							
10-11-0		0-3-0		1-5-0		NON-CONFERENCE		0-1-0		0-0-0		9-2-0							
9-2-0		0-0-0		0-0-0		HOME		0-0-0		0-0-0		9-2-0							
1-8-0		0-3-0		1-0-		AWAY		0-0-0		0-0-0		0-0-0							
0-1-0		0-0-0		0-0-0		NEUTRAL		0-1-0		0-0-0		0-0-0							
5-1-0		0-0-0		0-0-0		CONFERENCE		0-0-0		0-0-0		5-1-0							
3-0-0		0-0-0		0-0-0		HOME		0-0-0		0-0-0		3-0-0							
2-1-0		0-0-0		0-0-0		AWAY		0-0-0		0-0-0		2-1-0							
0-0-0		0-0-0		0-0-0		NEUTRAL		0-0-0		0-0-0		0-0-0							
RPI	S	Opponent		Score		RPI	S	Opponent		Score		RPI	S	Opponent		Score			
16	A	Fla. Atlantic		0	3	31	A	Stetson		4	8	51	N	Minnesota		5	12		
16	A	Fla. Atlantic		2	3	31	A	Stetson		9	0	176	H	VMI		8	5		
16	A	Fla. Atlantic		1	6	31	A	Stetson		0	3	176	H	VMI		7	9		
						47	A	Baylor		3	6	226	H	Monmouth		18	6		
						47	A	Baylor		1	6	226	H	Monmouth		3	7		
						47	A	Baylor		1	5	226	H	Monmouth		6	4		
												239	A	Dayton		9	2		
												239	A	Dayton		17	2		
												239	A	Dayton		9	15		
												255	H	UMBC		5	2		
												266	H	Georgetown		6	3		
												273	H	La Salle		11	6		
												273	H	La Salle		5	4		
												273	H	La Salle		8	2		
												282	H	Towson		13	2		
												296	H	UMES		8	3		
												297	H	Delaware St.		12	6		
								LAST 10 GAMES											
						239	A	Dayton		17	2	273	H	La Salle		5	4		
						239	A	Dayton		9	2	273	H	La Salle		11	6		
						239	A	Dayton		9	15	176	H	VMI		4	2		
						282	H	Towson		13	2	176	H	VMI		8	5		
						273	H	La Salle		8	2	176	H	VMI		7	9		

Non-Div. I Games:

George Washington

Average RPI Win:		145	WON-LOST RECORD		WINNING PCT. RANK		LAST 10 GAMES		STRENGTH OF SCHEDULE		OPP. STRENGTH OF SCHEDULE		TEAM RPI		ADJ RPI		CONF. RPI		ADJ CONF. RPI				
DIV. I ONLY			12-11-0		.52174 132		6-4-0		205		28		180		.48408 180		15		15				
DIV. I NON-CONF.			10-10-0		.5 141		4-3-0		194		27		171		.49268 171		14		14				
TOTALS		RPI 1-25		RPI 26-50		W-L RECORDS		RPI 51-100		RPI 101-150		RPI 150+											
12-11-0		0-1-0		1-1-0		OVERALL		3-5-0		0-1-0		8-3-0											
8-5-0		0-1-0		0-0-0		HOME		1-2-0		0-0-0		7-2-0											
2-4-0		0-0-0		1-1-0		AWAY		1-2-0		0-1-0		0-0-0											
2-2-0		0-0-0		0-0-0		NEUTRAL		1-1-0		0-0-0		1-1-0											
10-10-0		0-1-0		1-1-0		NON-CONFERENCE		3-5-0		0-1-0		6-2-0											
6-4-0		0-1-0		0-0-0		HOME		1-2-0		0-0-0		5-1-0											
2-4-0		0-0-0		1-0-		AWAY		1-2-0		0-1-0		0-0-0											
2-2-0		0-0-0		0-0-0		NEUTRAL		1-1-0		0-0-0		1-1-0											
2-1-0		0-0-0		0-0-0		CONFERENCE		0-0-0		0-0-0		2-1-0											
2-1-0		0-0-0		0-0-0		HOME		0-0-0		0-0-0		2-1-0											
0-0-0		0-0-0		0-0-0		AWAY		0-0-0		0-0-0		0-0-0											
0-0-0		0-0-0		0-0-0		NEUTRAL		0-0-0		0-0-0		0-0-0											
RPI	S	Opponent		Score		RPI	S	Opponent		Score		RPI	S	Opponent		Score							
21	H	UNLV		1	6	27	A	Nevada		9	2	73	A	Washing ton		2	5						
						27	A	Nevada		0	3	73	A	Washi ngton		6	3						
												73	A	Washi ngton		0	8						
												74	N	Nebraska		8	1						
												74	N	Nebraska		3	8						
												77	H	San Franci sco		1	4						
												77	H	San Franci sco		1	2						
												77	H	San Franci sco		3	2						
LAST 10 GAMES						LAST 10 GAMES						LAST 10 GAMES											
181 H UC Davi s						5	10	27 A Nevada						0	3	143 A Fresno St.						5	11
181 H UC Davi s						6	2	233 H Grand Canyon						9	8	163 H Val parai so						4	3
181 H UC Davi s						16	10	201 H Utah						4	7	163 H Val parai so						14	5
143 A Fresno St.						5	11	201 H Utah						3	2	166 N Washi ngton St.						8	1
27 A Nevada						9	2	201 H Utah						2	1	166 N Washi ngton St.						6	7

**Non-Div. I Games:**

UC Ri versi de

Average RPI Win:		148	WON-LOST RECORD		WINNING PCT. RANK		LAST 10 GAMES		STRENGTH OF SCHEDULE		OPP. STRENGTH OF SCHEDULE		TEAM RPI		ADJ RPI		CONF. RPI		ADJ CONF. RPI																
DIV. I ONLY			7-15-0		.31818 239		4-6-0		62		183		181		.48336 181		15		15																
DIV. I NON-CONF.			6-13-0		.31579 226		3-4-0		47		167		183		.48393 183		14		14																
TOTALS		RPI 1-25		RPI 26-50		W-L RECORDS		RPI 51-100		RPI 101-150		RPI 150+																							
7-15-0		0-4-0		1-3-0		OVERALL		1-2-0		1-0-0		4-6-0																							
3-8-0		0-4-0		0-0-0		HOME		1-1-0		1-0-0		1-3-0																							
4-7-0		0-0-0		1-3-0		AWAY		0-1-0		0-0-0		3-3-0																							
0-0-0		0-0-0		0-0-0		NEUTRAL		0-0-0		0-0-0		0-0-0																							
6-13-0		0-4-0		1-3-0		NON-CONFERENCE		1-2-0		1-0-0		3-4-0																							
3-8-0		0-4-0		0-0-0		HOME		1-1-0		1-0-0		1-3-0																							
3-5-0		0-0-0		1-0-		AWAY		0-1-0		0-0-0		2-1-0																							
0-0-0		0-0-0		0-0-0		NEUTRAL		0-0-0		0-0-0		0-0-0																							
1-2-0		0-0-0		0-0-0		CONFERENCE		0-0-0		0-0-0		1-2-0																							
0-0-0		0-0-0		0-0-0		HOME		0-0-0		0-0-0		0-0-0																							
1-2-0		0-0-0		0-0-0		AWAY		0-0-0		0-0-0		1-2-0																							
0-0-0		0-0-0		0-0-0		NEUTRAL		0-0-0		0-0-0		0-0-0																							
RPI	S	Opponent		Score		RPI	S	Opponent		Score		RPI	S	Opponent		Score																			
2	H	Stanford		2	3	26	A	Oregon		4	5	61	A	Cal i forni a		3	9	110	H	Saint Mary' s (CA)		10	6												
14	H	Creighton		6	9	26	A	Oregon		9	7	68	H	St. John' s (NY)		10	6	180	A	UC Ri versi de		2	6												
14	H	Creighton		7	10	26	A	Oregon		1	4	68	H	St. John' s (NY)		0	8	180	A	UC Ri versi de		10	16												
14	H	Creighton		3	6	26	A	Oregon		2	7											180	A	UC Ri versi de		10	5								
																														208	A	CSU Bakersfi el d		8	1
																														208	A	CSU Bakersfi el d		15	1
																														208	A	CSU Bakersfi el d		7	14
																														234	H	Northern Col o.		3	5
																														234	H	Northern Col o.		4	6
																														234	H	Northern Col o.		6	2
																														234	H	Northern Col o.		2	12
LAST 10 GAMES																																			
180 A UC Ri versi de												10	5	234 H Northern Col o.												3	5								
180 A UC Ri versi de												2	6	234 H Northern Col o.												2	12								
180 A UC Ri versi de												10	16	234 H Northern Col o.												4	6								
61 A Cal i forni a												3	9	234 H Northern Col o.												6	2								
110 H Saint Mary' s (CA)												10	6	26 A Oregon												9	7								

Non-Div. I Games:

UC Davis

Average RPI Win: 179		WON-LOST RECORD		WINNING PCT. RANK		LAST 10 GAMES		STRENGTH OF SCHEDULE		OPP. STRENGTH OF SCHEDULE		TEAM RPI		ADJ RPI		CONF. RPI		ADJ CONF. RPI	
DIV. I ONLY		8-18-0		.30769 249		4-6-0		98		274		182		.483 182		21		21	
DIV. I NON-CONF.		6-14-0		.3 235		2-2-0		38		248		124		.51518 124		21		21	
TOTALS		RPI 1-25		RPI 26-50		W-L RECORDS		RPI 51-100		RPI 101-150		RPI 150+							
8-18-0		0-3-0		0-0-0		OVERALL		1-0-0		2-4-0		5-11-0							
1-2-0		0-0-0		0-0-0		HOME		0-0-0		0-0-0		1-2-0							
7-16-0		0-3-0		0-0-0		AWAY		1-0-0		2-4-0		4-9-0							
0-0-0		0-0-0		0-0-0		NEUTRAL		0-0-0		0-0-0		0-0-0							
6-14-0		0-3-0		0-0-0		NON-CONFERENCE		1-0-0		2-4-0		3-7-0							
0-0-0		0-0-0		0-0-0		HOME		0-0-0		0-0-0		0-0-0							
6-14-0		0-3-0		0-0-		AWAY		1-0-0		2-4-0		3-7-0							
0-0-0		0-0-0		0-0-0		NEUTRAL		0-0-0		0-0-0		0-0-0							
2-4-0		0-0-0		0-0-0		CONFERENCE		0-0-0		0-0-0		2-4-0							
1-2-0		0-0-0		0-0-0		HOME		0-0-0		0-0-0		1-2-0							
1-2-0		0-0-0		0-0-0		AWAY		0-0-0		0-0-0		1-2-0							
0-0-0		0-0-0		0-0-0		NEUTRAL		0-0-0		0-0-0		0-0-0							
RPI	S	Opponent		Score		RPI	S	Opponent		Score		RPI	S	Opponent		Score			
18	A	Indiana		0	18							98	A	Notre Dame		5	3		
18	A	Indiana		3	4							106	A	Central Ark.		6	3		
18	A	Indiana		3	4							106	A	Central Ark.		9	4		
												125	A	Southern Ill.		2	7		
												125	A	Southern Ill.		4	10		
												125	A	Southern Ill.		0	4		
												155	A	Incarnate Word		5	7		
												155	A	Incarnate Word		0	17		
												155	A	Incarnate Word		15	1		
												155	A	Incarnate Word		3	7		
												223	A	Western Ky.		5	0		
												223	A	Western Ky.		2	10		
												223	A	Western Ky.		0	1		
												223	A	Western Ky.		5	9		
												238	H	Central Mich.		0	6		
												238	H	Central Mich.		9	5		
												238	H	Central Mich.		1	8		
												240	A	Ill. -Chi cago		5	1		
												240	A	Ill. -Chi cago		3	18		
												262	A	Ohi o		6	5		
												262	A	Ohi o		1	6		
												262	A	Ohi o		4	12		
LAST 10 GAMES																			
						262	A	Ohi o		4	12	238	H	Central Mich.		1	8		
						262	A	Ohi o		6	5	238	H	Central Mich.		0	6		
						262	A	Ohi o		1	6	98	A	Notre Dame		5	3		
						240	A	Ill. -Chi cago		5	1	18	A	Indiana		3	4		
						238	H	Central Mich.		9	5	18	A	Indiana		3	4		

Non-Div. I Games:

Northern Ill.

Average RPI Win:		189	WON-LOST RECORD		WINNING PCT. RANK		LAST 10 GAMES		STRENGTH OF SCHEDULE		OPP. STRENGTH OF SCHEDULE		TEAM RPI		ADJ RPI		CONF. RPI		ADJ CONF. RPI				
DIV. I ONLY			11-17-0		.39286 207		5-5-0		160		134		183		.48292 183		17		17				
DIV. I NON-CONF.			6-13-0		.31579 226		0-2-0		93		105		161		.49827 161		19		19				
TOTALS		RPI 1-25		RPI 26-50		W-L RECORDS		RPI 51-100		RPI 101-150		RPI 150+											
11-17-0		0-1-0		1-2-0		OVERALL		0-4-0		3-7-0		7-3-0											
5-4-0		0-0-0		0-0-0		HOME		0-1-0		0-0-0		5-3-0											
6-13-0		0-1-0		1-2-0		AWAY		0-3-0		3-7-0		2-0-0											
0-0-0		0-0-0		0-0-0		NEUTRAL		0-0-0		0-0-0		0-0-0											
6-13-0		0-1-0		1-2-0		NON-CONFERENCE		0-4-0		2-5-0		3-1-0											
1-2-0		0-0-0		0-0-0		HOME		0-1-0		0-0-0		1-1-0											
5-11-0		0-1-0		1-0-		AWAY		0-3-0		2-5-0		2-0-0											
0-0-0		0-0-0		0-0-0		NEUTRAL		0-0-0		0-0-0		0-0-0											
5-4-0		0-0-0		0-0-0		CONFERENCE		0-0-0		1-2-0		4-2-0											
4-2-0		0-0-0		0-0-0		HOME		0-0-0		0-0-0		4-2-0											
1-2-0		0-0-0		0-0-0		AWAY		0-0-0		1-2-0		0-0-0											
0-0-0		0-0-0		0-0-0		NEUTRAL		0-0-0		0-0-0		0-0-0											
RPI	S	Opponent		Score		RPI	S	Opponent		Score		RPI	S	Opponent		Score							
15	A	Texas A&M		1	7	47	A	Bayl or		0	1	58	A	Loui si ana Tech		3	5	118	A	Ri ce		2	10
						47	A	Bayl or		3	6	58	A	Loui si ana Tech		1	3	118	A	Ri ce		0	6
						47	A	Bayl or		5	2	58	A	Loui si ana Tech		3	9	118	A	Ri ce		8	7
												94	H	UTSA		5	6	126	A	Southeastern La.		1	4
																		126	A	Southeastern La.		10	4
																		126	A	Southeastern La.		2	8
																		143	A	Fresno St.		2	3
																		143	A	Fresno St.		1	4
																		143	A	Fresno St.		6	7
																		143	A	Fresno St.		2	0
																		174	A	Houston		3	1
																		230	A	UTRGV		3	2
																		241	H	Lamar Uni versi ty		4	6
																		241	H	Lamar Uni versi ty		7	4
																		241	H	Lamar Uni versi ty		5	2
																		251	H	Texas Southern		2	3
																		251	H	Texas Southern		15	3
																		254	H	Ni chol l s St.		4	3
																		254	H	Ni chol l s St.		4	5
																		254	H	Ni chol l s St.		13	4
LAST 10 GAMES						LAST 10 GAMES						LAST 10 GAMES											
241 H Lamar Uni versi ty						4	6	126 A Southeastern La.						10	4								
241 H Lamar Uni versi ty						5	2	126 A Southeastern La.						1	4								
241 H Lamar Uni versi ty						7	4	251 H Texas Southern						2	3								
94 H UTSA						5	6	254 H Ni chol l s St.						4	3								
126 A Southeastern La.						2	8	254 H Ni chol l s St.						13	4								

**Non-Div. I Games:**

Houston Baptist

Average RPI Win:		209	WON-LOST RECORD		WINNING PCT. RANK		LAST 10 GAMES		STRENGTH OF SCHEDULE		OPP. STRENGTH OF SCHEDULE		TEAM RPI		ADJ RPI		CONF. RPI		ADJ CONF. RPI					
DIV. I ONLY			7-17-0		.29167		256		1-8-0		82		177		184		.4826		184		19		19	
DIV. I NON-CONF.			6-9-0		.4		192		0-1-0		144		74		122		.51599		122		17		17	
TOTALS		RPI 1-25		RPI 26-50		W-L RECORDS		RPI 51-100		RPI 101-150		RPI 150+												
7-17-0		0-3-0		0-4-0		OVERALL		0-3-0		2-4-0		5-3-0												
1-6-0		0-0-0		0-4-0		HOME		0-0-0		1-2-0		0-0-0												
6-11-0		0-3-0		0-0-0		AWAY		0-3-0		1-2-0		5-3-0												
0-0-0		0-0-0		0-0-0		NEUTRAL		0-0-0		0-0-0		0-0-0												
6-9-0		0-3-0		0-1-0		NON-CONFERENCE		0-3-0		1-2-0		5-0-0												
0-1-0		0-0-0		0-1-0		HOME		0-0-0		0-0-0		0-0-0												
6-8-0		0-3-0		0-0-		AWAY		0-3-0		1-2-0		5-0-0												
0-0-0		0-0-0		0-0-0		NEUTRAL		0-0-0		0-0-0		0-0-0												
1-8-0		0-0-0		0-3-0		CONFERENCE		0-0-0		1-2-0		0-3-0												
1-5-0		0-0-0		0-3-0		HOME		0-0-0		1-2-0		0-0-0												
0-3-0		0-0-0		0-0-0		AWAY		0-0-0		0-0-0		0-3-0												
0-0-0		0-0-0		0-0-0		NEUTRAL		0-0-0		0-0-0		0-0-0												
RPI	S	Opponent		Score		RPI	S	Opponent		Score		RPI	S	Opponent		Score								
5	A	Ole Miss		0	4	37	H	Indiana St.		8	10	70	A	Georgi a St.		2	7	112	H	Jacksonvi l l e St.		0	11	
5	A	Ole Miss		3	7	42	H	Tennessee Tech		11	26	70	A	Georgi a St.		5	6	112	H	Jacksonville St.		0	7	
5	A	Ole Miss		2	7	42	H	Tennessee Tech		6	10	70	A	Georgi a St.		4	8	112	H	Jacksonville St.		9	5	
						42	H	Tennessee Tech		3	9							129	A	La. -Monroe		6	7	
																		129	A	La. -Monroe		6	5	
																		129	A	La. -Monroe		3	4	
																		216	A	Memphi s		10	9	
																		216	A	Memphi s		3	1	
																		216	A	Memphi s		6	2	
																		244	A	Murray St.		4	7	
																		244	A	Murray St.		7	13	
																		244	A	Murray St.		0	5	
																		287	A	Mi ssi ssi ppi Val .		11	6	
																		287	A	Mi ssi ssi ppi Val .		6	0	
LAST 10 GAMES																								
42 H Tennessee Tech						6	10	244 A Murray St.						4	7									
42 H Tennessee Tech						11	26	37 H Indiana St.						8	10									
42 H Tennessee Tech						3	9	112 H Jacksonville St.						0	7									
244 A Murray St.						0	5	112 H Jacksonville St.						9	5									
244 A Murray St.						7	13	112 H Jacksonville St.						0	11									

Eastern III.



Average RPI Win:		245	WON-LOST RECORD		WINNING PCT. RANK		LAST 10 GAMES		STRENGTH OF SCHEDULE		OPP. STRENGTH OF SCHEDULE		TEAM RPI		ADJ RPI		CONF. RPI		ADJ CONF. RPI	
DIV. I ONLY			13-16-0		.44828 182		7-3-0		128		230		185		.48248 185		24		24	
DIV. I NON-CONF.			6-14-0		.3 235		1-1-0		34		218		203		.47425 203		24		24	
TOTALS		RPI 1-25		RPI 26-50		W-L RECORDS		RPI 51-100		RPI 101-150		RPI 150+								
13-16-0		0-4-0		0-0-0		OVERALL		1-7-0		0-2-0		12-3-0								
12-4-0		0-0-0		0-0-0		HOME		1-3-0		0-1-0		11-0-0								
1-12-0		0-4-0		0-0-0		AWAY		0-4-0		0-1-0		1-3-0								
0-0-0		0-0-0		0-0-0		NEUTRAL		0-0-0		0-0-0		0-0-0								
6-14-0		0-4-0		0-0-0		NON-CONFERENCE		1-7-0		0-2-0		5-1-0								
6-4-0		0-0-0		0-0-0		HOME		1-3-0		0-1-0		5-0-0								
0-10-0		0-4-0		0-0-		AWAY		0-4-0		0-1-0		0-1-0								
0-0-0		0-0-0		0-0-0		NEUTRAL		0-0-0		0-0-0		0-0-0								
7-2-0		0-0-0		0-0-0		CONFERENCE		0-0-0		0-0-0		7-2-0								
6-0-0		0-0-0		0-0-0		HOME		0-0-0		0-0-0		6-0-0								
1-2-0		0-0-0		0-0-0		AWAY		0-0-0		0-0-0		1-2-0								
0-0-0		0-0-0		0-0-0		NEUTRAL		0-0-0		0-0-0		0-0-0								
RPI	S	Opponent		Score		RPI	S	Opponent		Score		RPI	S	Opponent		Score				
4	A	Clemson		8	9			63	H	Kent St.	5	7	139	A	Wofford	3	5			
5	A	Ole Miss		1	3			63	H	Kent St.	1	9	145	H	Furman	3	8			
5	A	Ole Miss		3	7			63	H	Kent St.	8	2	160	A	High Point	1	6			
5	A	Ole Miss		1	8			65	A	South Carolina	2	15	160	A	High Point	11	2			
								84	A	ETSU	4	8	160	A	High Point	0	12			
								84	A	ETSU	5	10	187	H	Davidson	3	0			
								84	A	ETSU	3	7	229	H	The Citadel	8	1			
								96	H	UNCG	2	3	258	A	USC Upstate	5	9			
													271	H	Longwood	4	3			
													271	H	Longwood	15	7			
													271	H	Longwood	8	0			
													280	H	Presbyteri an	14	2			
													280	H	Presbyteri an	15	9			
													280	H	Presbyteri an	7	4			
													296	H	UMES	5	1			
													296	H	UMES	8	3			
													296	H	UMES	5	4			
LAST 10 GAMES																				
						160	A	Hi gh Poi nt	11	2	271	H	Longwood	8	0					
						160	A	Hi gh Poi nt	0	12	271	H	Longwood	4	3					
						160	A	Hi gh Poi nt	1	6	187	H	Davi dson	3	0					
						139	A	Wofford	3	5	280	H	Presbyteri an	7	4					
						271	H	Longwood	15	7	280	H	Presbyteri an	14	2					

Non-Div. I Games:

Winthrop

Average RPI Win: 205		WON-LOST	WINNING	LAST 10	STRENGTH OF		OPP. STRENGTH	TEAM	ADJ		CONF.	ADJ CONF.
Average RPI Loss: 102		RECORD	PCT. RANK	GAMES	SCHEDULE		OF SCHEDULE	RPI	RPI		RPI	RPI
DIV. I ONLY		15-13-0	.53571	125	7-3-0		172	173	186		24	24
DIV. I NON-CONF.		7-12-0	.36842	207	0-2-0		123	187	244		24	24
TOTALS		RPI 1-25	RPI 26-50		W-L RECORDS		RPI 51-100		RPI 101-150		RPI 150+	
15-13-0		0-3-0	0-1-0		OVERALL		0-4-0		1-1-0		14-4-0	
10-11-0		0-2-0	0-1-0		HOME		0-4-0		1-1-0		9-3-0	
5-2-0		0-1-0	0-0-0		AWAY		0-0-0		0-0-0		5-1-0	
0-0-0		0-0-0	0-0-0		NEUTRAL		0-0-0		0-0-0		0-0-0	
7-12-0		0-3-0	0-1-0		NON-CONFERENCE		0-4-0		1-1-0		6-3-0	
7-11-0		0-2-0	0-1-0		HOME		0-4-0		1-1-0		6-3-0	
0-1-0		0-1-0	0-0-		AWAY		0-0-0		0-0-0		0-0-0	
0-0-0		0-0-0	0-0-0		NEUTRAL		0-0-0		0-0-0		0-0-0	
8-1-0		0-0-0	0-0-0		CONFERENCE		0-0-0		0-0-0		8-1-0	
3-0-0		0-0-0	0-0-0		HOME		0-0-0		0-0-0		3-0-0	
5-1-0		0-0-0	0-0-0		AWAY		0-0-0		0-0-0		5-1-0	
0-0-0		0-0-0	0-0-0		NEUTRAL		0-0-0		0-0-0		0-0-0	
RPI S	Opponent	Score	RPI S	Opponent	Score	RPI S	Opponent	Score	RPI S	Opponent	Score	
10 H	East Carolina	2 7	40 H	Duke	0 4	68 H	St. John's (NY)	1 3	135 H	Pepperdine	15 2	
17 A	NC State	4 21				68 H	St. John's (NY)	0 1	149 H	Canisius	5 9	
17 H	NC State	1 4				68 H	St. John's (NY)	1 7	152 A	UNC Asheville	10 1	
						89 H	UNCW	3 8	152 A	UNC Asheville	9 5	
									152 A	UNC Asheville	7 20	
									164 H	Gardner-Webb	12 1	
									164 H	Gardner-Webb	6 3	
									164 H	Gardner-Webb	4 3	
									172 H	William & Mary	12 0	
									172 H	William & Mary	4 3	
									172 H	William & Mary	2 4	
									197 H	Miami (OH)	6 8	
									235 H	Yale	9 5	
									237 H	Western Mich.	5 1	
									261 A	Charleston So.	18 2	
									261 A	Charleston So.	4 3	
									261 A	Charleston So.	6 5	
									267 H	Bowling Green	17 3	
									274 H	Rider	4 13	
									274 H	Rider	9 0	
			LAST 10 GAMES									
			152 A	UNC Asheville	9 5	164 H	Gardner-Webb	4 3				
			152 A	UNC Asheville	7 20	164 H	Gardner-Webb	6 3				
			152 A	UNC Asheville	10 1	40 H	Duke	0 4				
			89 H	UNCW	3 8	261 A	Charleston So.	6 5				
			164 H	Gardner-Webb	12 1	261 A	Charleston So.	18 2				

Non-Div. I Games:

Campbell



Average RPI Win:		142	WON-LOST RECORD		WINNING PCT. RANK	LAST 10 GAMES	STRENGTH OF SCHEDULE		OPP. STRENGTH OF SCHEDULE	TEAM RPI	ADJ RPI	CONF. RPI	ADJ CONF. RPI	
Average RPI Loss:		114												
DIV. I ONLY			12-14-0		.46154 168	6-4-0	173		84	188	.481 188	15	15	
DIV. I NON-CONF.			11-12-0		.47826 154	5-2-0	176		87	184	.48337 184	14	14	
TOTALS		RPI 1-25	RPI 26-50		W-L RECORDS		RPI 51-100		RPI 101-150		RPI 150+			
12-14-0		1-1-0	1-2-0		OVERALL		3-4-0		2-3-0		5-4-0			
7-4-0		0-0-0	1-2-0		HOME		0-0-0		1-0-0		5-2-0			
2-6-0		0-0-0	0-0-0		AWAY		1-3-0		1-2-0		0-1-0			
3-4-0		1-1-0	0-0-0		NEUTRAL		2-1-0		0-1-0		0-1-0			
11-12-0		1-1-0	1-2-0		NON-CONFERENCE		3-4-0		1-1-0		5-4-0			
7-4-0		0-0-0	1-2-0		HOME		0-0-0		1-0-0		5-2-0			
1-4-0		0-0-0	0-0-		AWAY		1-3-0		0-0-0		0-1-0			
3-4-0		1-1-0	0-0-0		NEUTRAL		2-1-0		0-1-0		0-1-0			
1-2-0		0-0-0	0-0-0		CONFERENCE		0-0-0		1-2-0		0-0-0			
0-0-0		0-0-0	0-0-0		HOME		0-0-0		0-0-0		0-0-0			
1-2-0		0-0-0	0-0-0		AWAY		0-0-0		1-2-0		0-0-0			
0-0-0		0-0-0	0-0-0		NEUTRAL		0-0-0		0-0-0		0-0-0			
RPI	S	Opponent	Score		RPI	S	Opponent	Score		RPI	S	Opponent	Score	
11	N	Arkansas	4	3	50	H	San Di ego St.	7	9	74	A	Nebraska	14	8
23	N	Oregon St.	7	16	50	H	San Di ego St.	2	3	74	A	Nebraska	3	22
					50	H	San Di ego St.	5	4	74	A	Nebraska	0	4
										74	A	Nebraska	2	13
										82	N	Mi chi gan	8	1
										88	N	Gonzaga	4	5
										88	N	Gonzaga	8	7

Non-Div. I Games:

Cal Poly

[illegible]

**Non-Div. I Games:**

Harvard



Average RPI Win: 177		WON-LOST	WINNING	LAST 10	STRENGTH OF		OPP. STRENGTH	TEAM	ADJ		CONF.	ADJ CONF.
Average RPI Loss: 149		RECORD	PCT. RANK	GAMES	SCHEDULE		OF SCHEDULE	RPI	RPI		RPI	RPI
DIV. I ONLY		14-13-0	.51852	138	6-3-0		258	141	191		21	21
DIV. I NON-CONF.		11-10-0	.52381	136	3-0-0		272	103	192		21	21
TOTALS		RPI 1-25	RPI 26-50		W-L RECORDS		RPI 51-100		RPI 101-150		RPI 150+	
14-13-0		0-1-0	1-0-0		OVERALL		2-3-0		2-2-0		9-7-0	
2-3-0		0-0-0	0-0-0		HOME		0-0-0		0-0-0		2-3-0	
8-6-0		0-1-0	0-0-0		AWAY		2-2-0		0-1-0		6-2-0	
4-4-0		0-0-0	1-0-0		NEUTRAL		0-1-0		2-1-0		1-2-0	
11-10-0		0-1-0	1-0-0		NON-CONFERENCE		0-2-0		2-2-0		8-5-0	
1-1-0		0-0-0	0-0-0		HOME		0-0-0		0-0-0		1-1-0	
6-5-0		0-1-0	0-0-		AWAY		0-1-0		0-1-0		6-2-0	
4-4-0		0-0-0	1-0-0		NEUTRAL		0-1-0		2-1-0		1-2-0	
3-3-0		0-0-0	0-0-0		CONFERENCE		2-1-0		0-0-0		1-2-0	
1-2-0		0-0-0	0-0-0		HOME		0-0-0		0-0-0		1-2-0	
2-1-0		0-0-0	0-0-0		AWAY		2-1-0		0-0-0		0-0-0	
0-0-0		0-0-0	0-0-0		NEUTRAL		0-0-0		0-0-0		0-0-0	
RPI S	Opponent	Score	RPI S	Opponent	Score	RPI S	Opponent	Score	RPI S	Opponent	Score	
19 A	Coastal Caro.	3 6	34 N	Iowa	14 6	63 A	Kent St.	5 1	103 N	Virginia Tech	2 4	
						63 A	Kent St.	0 11	136 A	New Orleans	1 10	
						63 A	Kent St.	7 2	137 N	UMass Lowell	4 3	
						85 N	Maryl and	1 13	137 N	UMass Lowell	8 5	
						100 A	Butler	2 6	157 N	Morehead St.	2 3	
									157 N	Morehead St.	0 3	
									163 A	Valparaiso	13 5	
									164 A	Gardner-Webb	6 8	
									164 A	Gardner-Webb	6 1	
									220 N	Radford	7 0	
									238 H	Central Mich.	1 23	
									238 H	Central Mich.	4 7	
									238 H	Central Mich.	5 2	
									239 A	Dayton	0 3	
									239 A	Dayton	10 2	
									239 H	Dayton	3 2	
									239 H	Dayton	3 4	
									259 A	Western Caro.	7 4	
									259 A	Western Caro.	9 8	
									259 A	Western Caro.	20 8	
LAST 10 GAMES						63 A	Kent St.	0 11				
						63 A	Kent St.	5 1				
						239 H	Dayton	3 2				
						239 A	Dayton	10 2				
						239 A	Dayton	0 3				
						238 H	Central Mich.	4 7				
						238 H	Central Mich.	1 23				
						238 H	Central Mich.	5 2				
						163 A	Valparaiso	13 5				
						63 A	Kent St.	7 2				

Non-Div. I Games:

Ball St.

Average RPI Win:		172	WON-LOST RECORD		WINNING PCT. RANK		LAST 10 GAMES		STRENGTH OF SCHEDULE		OPP. STRENGTH OF SCHEDULE		TEAM RPI		ADJ RPI		CONF. RPI		ADJ CONF. RPI					
DIV. I ONLY			15-9-0		.625		61		6-3-0		279		37		192		.47787		192		23		23	
DIV. I NON-CONF.			11-7-0		.61111		87		2-1-0		286		11		223		.46151		223		26		26	
TOTALS		RPI 1-25		RPI 26-50		W-L RECORDS		RPI 51-100		RPI 101-150		RPI 150+												
15-9-0		0-0-0		0-2-0		OVERALL		3-0-0		2-2-0		10-5-0												
7-5-0		0-0-0		0-0-0		HOME		1-0-0		2-2-0		4-3-0												
6-3-0		0-0-0		0-1-0		AWAY		1-0-0		0-0-0		5-2-0												
2-1-0		0-0-0		0-1-0		NEUTRAL		1-0-0		0-0-0		1-0-0												
11-7-0		0-0-0		0-2-0		NON-CONFERENCE		3-0-0		2-2-0		6-3-0												
7-5-0		0-0-0		0-0-0		HOME		1-0-0		2-2-0		4-3-0												
2-1-0		0-0-0		0-0-		AWAY		1-0-0		0-0-0		1-0-0												
2-1-0		0-0-0		0-1-0		NEUTRAL		1-0-0		0-0-0		1-0-0												
4-2-0		0-0-0		0-0-0		CONFERENCE		0-0-0		0-0-0		4-2-0												
0-0-0		0-0-0		0-0-0		HOME		0-0-0		0-0-0		0-0-0												
4-2-0		0-0-0		0-0-0		AWAY		0-0-0		0-0-0		4-2-0												
0-0-0		0-0-0		0-0-0		NEUTRAL		0-0-0		0-0-0		0-0-0												
RPI	S	Opponent		Score		RPI	S	Opponent		Score		RPI	S	Opponent		Score								
26	A	Oregon		0 14		73	A	Washi ngton		8 3		115	H	Rhode Isl and		2 1								
43	N	Seton Hall		9 14		88	H	Gonzaga		6 4		115	H	Rhode Isl and		2 4								
						98	N	Notre Dame		11 7		115	H	Rhode Isl and		1 8								
												115	H	Rhode Isl and		5 4								
												156	H	Paci fi c		6 5								
												156	H	Paci fi c		5 8								
												156	H	Paci fi c		11 2								
												156	H	Paci fi c		5 3								
												196	A	Portland		9 6								
												202	A	New Mexico St.		2 12								
												202	A	New Mexico St.		5 4								
												202	A	New Mexico St.		6 12								
												211	H	Al bany (NY)		4 6								
												211	H	Al bany (NY)		6 7								
												211	H	Al bany (NY)		12 4								
												249	A	Chi cago St.		10 1								
												249	A	Chi cago St.		13 1								
												249	A	Chi cago St.		10 0								
												268	N	Youngstown St.		5 2								
LAST 10 GAMES						202 A New Mexico St.						6 12												
						88 H Gonzaga						6 4												
						196 A Portland						9 6												
						211 H Al bany (NY)						4 6												
						211 H Al bany (NY)						6 7												

Non-Div. I Games:	British Colum. (CAN)	4	2
-------------------	----------------------	---	---

Seattle U



Average RPI Win:	178	WON-LOST RECORD	WINNING PCT. RANK	LAST 10 GAMES	STRENGTH OF SCHEDULE	OPP. STRENGTH OF SCHEDULE	TEAM RPI	ADJ RPI	CONF. RPI	ADJ CONF. RPI			
DIV. I ONLY	11-14-0	.44	188	6-4-0	178	174	193	.47752	193	23	23		
DIV. I NON-CONF.	9-13-0	.40909	190	4-3-0	220	152	225	.45819	225	26	26		
<hr/>													
TOTALS	RPI 1-25	RPI 26-50		W-L RECORDS		RPI 51-100		RPI 101-150		RPI 150+			
11-14-0	0-0-0	0-0-0		OVERALL		2-6-0		0-0-0		9-8-0			
5-6-0	0-0-0	0-0-0		HOME		2-5-0		0-0-0		3-1-0			
6-7-0	0-0-0	0-0-0		AWAY		0-1-0		0-0-0		6-6-0			
0-1-0	0-0-0	0-0-0		NEUTRAL		0-0-0		0-0-0		0-1-0			
9-13-0	0-0-0	0-0-0		NON-CONFERENCE		2-6-0		0-0-0		7-7-0			
5-6-0	0-0-0	0-0-0		HOME		2-5-0		0-0-0		3-1-0			
4-6-0	0-0-0	0-0-		AWAY		0-1-0		0-0-0		4-5-0			
0-1-0	0-0-0	0-0-0		NEUTRAL		0-0-0		0-0-0		0-1-0			
2-1-0	0-0-0	0-0-0		CONFERENCE		0-0-0		0-0-0		2-1-0			
0-0-0	0-0-0	0-0-0		HOME		0-0-0		0-0-0		0-0-0			
2-1-0	0-0-0	0-0-0		AWAY		0-0-0		0-0-0		2-1-0			
0-0-0	0-0-0	0-0-0		NEUTRAL		0-0-0		0-0-0		0-0-0			
<hr/>													
RPI	S	Opponent	Score	RPI	S	Opponent	Score	RPI	S	Opponent	Score		
				73	H	Washingt	1	4	156	A	Paci f i c	9	2
				73	H	Washingt	6	4	175	A	Santa Clara	10	11
				73	H	Washingt	6	0	175	A	Santa Clara	3	9
				73	H	Washingt	5	8	175	H	Santa Clara	3	4
				77	A	San Francis	2	8	175	H	Santa Clara	4	1
				77	H	San Francis	0	2	201	A	Utah	6	7
				88	H	Gonzaga	3	13	201	A	Utah	7	13
				88	H	Gonzaga	3	6	201	A	Utah	2	1
								202	A	New Mexico St.	7	3	
								202	A	New Mexico St.	6	2	
								202	A	New Mexico St.	2	8	
								204	N	San Jose St.	4	5	
								215	H	Milwaukee	3	2	
								215	H	Milwaukee	4	0	
				221	A	UC Santa Barbara	2	0					
				221	A	UC Santa Barbara	2	10					
				221	A	UC Santa Barbara	12	3					
<hr/>													
				LAST 10 GAMES									
				202	A	New Mexico St.	6	2	201	A	Utah	2	1
				202	A	New Mexico St.	7	3	221	A	UC Santa Barbara	2	0
				202	A	New Mexico St.	2	8	221	A	UC Santa Barbara	2	10
				201	A	Utah	6	7	221	A	UC Santa Barbara	12	3
				201	A	Utah	7	13	175	H	Santa Clara	4	1

**Non-Div. I Games:**

Sacramento St.

Average RPI Win: 245		WON-LOST	WINNING	LAST 10	STRENGTH OF		OPP. STRENGTH	TEAM	ADJ	CONF.	ADJ CONF.
Average RPI Loss: 173		RECORD	PCT. RANK	GAMES	SCHEDULE		OF SCHEDULE	RPI	RPI	RPI	RPI
DIV. I ONLY		10-14-0	.41667	197	4-5-0		197	288	194	.47696	194
DIV. I NON-CONF.		6-9-0	.4	192	0-0-0		55	285	111	.52059	111
TOTALS		RPI 1-25	RPI 26-50		W-L RECORDS		RPI 51-100		RPI 101-150		RPI 150+
10-14-0	0-0-0	0-0-0		OVERALL		0-1-0		0-6-0		10-7-0	
0-0-0	0-0-0	0-0-0		HOME		0-0-0		0-0-0		0-0-0	
8-13-0	0-0-0	0-0-0		AWAY		0-1-0		0-6-0		8-6-0	
2-1-0	0-0-0	0-0-0		NEUTRAL		0-0-0		0-0-0		2-1-0	
6-9-0	0-0-0	0-0-0		NON-CONFERENCE		0-1-0		0-3-0		6-5-0	
0-0-0	0-0-0	0-0-0		HOME		0-0-0		0-0-0		0-0-0	
4-8-0	0-0-0	0-0-		AWAY		0-1-0		0-3-0		4-4-0	
2-1-0	0-0-0	0-0-0		NEUTRAL		0-0-0		0-0-0		2-1-0	
4-5-0	0-0-0	0-0-0		CONFERENCE		0-0-0		0-3-0		4-2-0	
0-0-0	0-0-0	0-0-0		HOME		0-0-0		0-0-0		0-0-0	
4-5-0	0-0-0	0-0-0		AWAY		0-0-0		0-3-0		4-2-0	
0-0-0	0-0-0	0-0-0		NEUTRAL		0-0-0		0-0-0		0-0-0	
RPI S	Opponent	Score	RPI S	Opponent	Score	RPI S	Opponent	Score	RPI S	Opponent	Score
						51 A	Minnesota	1 3	102 A	Ari zona	2 11
									102 A	Ari zona	4 9
									102 A	Ari zona	3 13
									147 A	Oral Roberts	2 6
									147 A	Oral Roberts	5 6
									147 A	Oral Roberts	2 5
									155 A	Incarnate Word	2 6
									155 A	Incarnate Word	4 3
									155 A	Incarnate Word	1 2
									155 A	Incarnate Word	8 2
									234 A	Northern Colo.	4 17
									234 A	Northern Colo.	4 2
									234 A	Northern Colo.	6 3
									234 A	Northern Colo.	7 9
									256 N	Central Conn. St.	4 0
									256 N	Central Conn. St.	2 0
									256 N	Central Conn. St.	2 9
									289 A	Fort Wayne	2 1
									289 A	Fort Wayne	15 0
									289 A	Fort Wayne	10 3
									294 A	Western Ill.	0 2
									294 A	Western Ill.	2 1
									294 A	Western Ill.	3 6
LAST 10 GAMES											
						147 A	Oral Roberts	5 6	289 A	Fort Wayne	2 1
						147 A	Oral Roberts	2 6	294 A	Western Ill.	2 1
						147 A	Oral Roberts	2 5	294 A	Western Ill.	3 6
						289 A	Fort Wayne	10 3	294 A	Western Ill.	0 2
						289 A	Fort Wayne	15 0	102 A	Ari zona	2 11

Non-Div. I Games: Dickinson St. 17 4

North Dakota St.

Average RPI Win:	163	WON-LOST RECORD	WINNING PCT. RANK	LAST 10 GAMES	STRENGTH OF SCHEDULE	OPP. STRENGTH OF SCHEDULE	TEAM RPI	ADJ RPI	CONF. RPI	ADJ CONF. RPI		
DIV. I ONLY		6-19-0	.24	281	1-9-0	84	179	195	.47689	195	7	7
DIV. I NON-CONF.		6-10-0	.375	203	1-1-0	48	235	113	.51906	113	5	5
TOTALS	RPI 1-25	RPI 26-50		W-L RECORDS		RPI 51-100		RPI 101-150		RPI 150+		
6-19-0	0-0-0	0-0-0		OVERALL		2-7-0		0-7-0		4-5-0		
1-2-0	0-0-0	0-0-0		HOME		0-0-0		0-0-0		1-2-0		
5-17-0	0-0-0	0-0-0		AWAY		2-7-0		0-7-0		3-3-0		
0-0-0	0-0-0	0-0-0		NEUTRAL		0-0-0		0-0-0		0-0-0		
6-10-0	0-0-0	0-0-0		NON-CONFERENCE		2-4-0		0-1-0		4-5-0		
1-2-0	0-0-0	0-0-0		HOME		0-0-0		0-0-0		1-2-0		
5-8-0	0-0-0	0-0-		AWAY		2-4-0		0-1-0		3-3-0		
0-0-0	0-0-0	0-0-0		NEUTRAL		0-0-0		0-0-0		0-0-0		
0-9-0	0-0-0	0-0-0		CONFERENCE		0-3-0		0-6-0		0-0-0		
0-0-0	0-0-0	0-0-0		HOME		0-0-0		0-0-0		0-0-0		
0-9-0	0-0-0	0-0-0		AWAY		0-3-0		0-6-0		0-0-0		
0-0-0	0-0-0	0-0-0		NEUTRAL		0-0-0		0-0-0		0-0-0		
RPI	S	Opponent	Score	RPI	S	Opponent	Score	RPI	S	Opponent	Score	
						60 A South Ala.	0 5	108 A Ga. Southern		0 2		
						60 A South Ala.	1 9	108 A Ga. Southern		4 11		
						60 A South Ala.	0 2	108 A Ga. Southern		1 7		
						89 A UNCW	0 2	127 A Wake Forest		3 7		
						89 A UNCW	6 2	132 A Texas St.		2 8		
						89 A UNCW	1 2	132 A Texas St.		2 3		
						96 A UNGC	6 11	132 A Texas St.		2 7		
						96 A UNGC	3 10	161 A El on		2 5		
						96 A UNGC	6 4	161 A El on		0 10		
								161 A El on		0 5		
								164 A Gardner-Webb		8 4		
								169 A N. C. Central		6 0		
								203 H Marshall I		5 14		
								203 H Marshall I		8 5		
								203 H Marshall I		2 4		
								259 A Western Caro.		13 3		
				LAST 10 GAMES								
						60 A South Ala.	0 2	108 A Ga. Southern		1 7		
						60 A South Ala.	0 5	108 A Ga. Southern		0 2		
						60 A South Ala.	1 9	127 A Wake Forest		3 7		
						164 A Gardner-Webb	8 4	132 A Texas St.		2 7		
						108 A Ga. Southern	4 11	132 A Texas St.		2 3		

**Non-Div. I Games:**

Appal achi an St.

Average RPI Win: 163		WON-LOST RECORD		WINNING PCT. RANK		LAST 10 GAMES		STRENGTH OF SCHEDULE		OPP. STRENGTH OF SCHEDULE		TEAM RPI		ADJ RPI		CONF. RPI		ADJ CONF. RPI	
DIV. I ONLY		10-16-0		.38462 212		4-6-0		53		247		196		.47678 196		10		10	
DIV. I NON-CONF.		6-11-0		.35294 215		0-1-0		106		228		242		.44758 242		10		10	
TOTALS		RPI 1-25		RPI 26-50		W-L RECORDS		RPI 51-100		RPI 101-150		RPI 150+							
10-16-0		0-1-0		0-0-0		OVERALL		0-6-0		4-3-0		6-6-0							
8-11-0		0-0-0		0-0-0		HOME		0-3-0		4-3-0		4-5-0							
2-5-0		0-1-0		0-0-0		AWAY		0-3-0		0-0-0		2-1-0							
0-0-0		0-0-0		0-0-0		NEUTRAL		0-0-0		0-0-0		0-0-0							
6-11-0		0-1-0		0-0-0		NON-CONFERENCE		0-3-0		2-2-0		4-5-0							
6-7-0		0-0-0		0-0-0		HOME		0-0-0		2-2-0		4-5-0							
0-4-0		0-1-0		0-0-		AWAY		0-3-0		0-0-0		0-0-0							
0-0-0		0-0-0		0-0-0		NEUTRAL		0-0-0		0-0-0		0-0-0							
4-5-0		0-0-0		0-0-0		CONFERENCE		0-3-0		2-1-0		2-1-0							
2-4-0		0-0-0		0-0-0		HOME		0-3-0		2-1-0		0-0-0							
2-1-0		0-0-0		0-0-0		AWAY		0-0-0		0-0-0		2-1-0							
0-0-0		0-0-0		0-0-0		NEUTRAL		0-0-0		0-0-0		0-0-0							
RPI	S	Opponent		Score		RPI	S	Opponent		Score		RPI	S	Opponent		Score			
23	A	Oregon St.		3	6					54	A	UCLA	2	7	101	H	UC Irvine	7	6
										54	A	UCLA	0	13	101	H	UC Irvine	6	3
										54	A	UCLA	3	15	101	H	UC Irvine	5	6
										77	H	San Francisco	4	6	101	H	UC Irvine	0	3
										77	H	San Francisco	4	6	110	H	Saint Mary's (CA)	4	2
										77	H	San Francisco	0	4	110	H	Saint Mary's (CA)	2	6
															110	H	Saint Mary's (CA)	7	4
															175	A	Santa Clara	6	7
															175	A	Santa Clara	7	6
															175	A	Santa Clara	11	9
															192	H	Seattle U	6	9
															208	H	CSU Bakersfi el d	5	0
															208	H	CSU Bakersfi el d	3	7
															208	H	CSU Bakersfi el d	1	5
															208	H	CSU Bakersfi el d	8	10
															218	H	Sai nt Joseph' s	8	0
															218	H	Sai nt Joseph' s	6	1
															218	H	Sai nt Joseph' s	8	9
															218	H	Sai nt Joseph' s	9	2
LAST 10 GAMES																			
						175	A	Santa Clara	7	6	77	H	San Francisco	4	6				
						175	A	Santa Clara	6	7	110	H	Saint Mary' s (CA)	4	2				
						175	A	Santa Clara	11	9	110	H	Saint Mary' s (CA)	2	6				
						77	H	San Francisco	0	4	110	H	Saint Mary' s (CA)	7	4				
						77	H	San Francisco	4	6	192	H	Seattle U	6	9				

Non-Div. I Games:

Portl and

Average RPI Win: 197		WON-LOST RECORD		WINNING PCT. RANK		LAST 10 GAMES		STRENGTH OF SCHEDULE		OPP. STRENGTH OF SCHEDULE		TEAM RPI		ADJ RPI		CONF. RPI		ADJ CONF. RPI	
DIV. I ONLY		15-9-0		.625 61		4-6-0		290		30		197		.4763 197		21		21	
DIV. I NON-CONF.		11-6-0		.64706 67		0-4-0		285		37		176		.49033 176		21		21	
TOTALS		RPI 1-25		RPI 26-50		W-L RECORDS		RPI 51-100		RPI 101-150		RPI 150+							
15-9-0		0-1-0		0-0-0		OVERALL		2-5-0		4-2-0		9-1-0							
7-3-0		0-0-0		0-0-0		HOME		0-2-0		2-1-0		5-0-0							
6-5-0		0-1-0		0-0-0		AWAY		2-3-0		2-1-0		2-0-0							
2-1-0		0-0-0		0-0-0		NEUTRAL		0-0-0		0-0-0		2-1-0							
11-6-0		0-1-0		0-0-0		NON-CONFERENCE		2-5-0		0-0-0		9-0-0							
5-2-0		0-0-0		0-0-0		HOME		0-2-0		0-0-0		5-0-0							
4-4-0		0-1-0		0-0-		AWAY		2-3-0		0-0-0		2-0-0							
2-0-0		0-0-0		0-0-0		NEUTRAL		0-0-0		0-0-0		2-0-0							
4-3-0		0-0-0		0-0-0		CONFERENCE		0-0-0		4-2-0		0-1-0							
2-1-0		0-0-0		0-0-0		HOME		0-0-0		2-1-0		0-0-0							
2-1-0		0-0-0		0-0-0		AWAY		0-0-0		2-1-0		0-0-0							
0-1-0		0-0-0		0-0-0		NEUTRAL		0-0-0		0-0-0		0-1-0							
RPI	S	Opponent		Score		RPI	S	Opponent		Score		RPI	S	Opponent		Score			
20	A	Kentucky		7 13															

Non-Div. I Games:

Mi ami (OH)

Average RPI Win:		158	WON-LOST RECORD		WINNING PCT. RANK		LAST 10 GAMES		STRENGTH OF SCHEDULE		OPP. STRENGTH OF SCHEDULE		TEAM RPI		ADJ RPI		CONF. RPI		ADJ CONF. RPI				
DIV. I ONLY			12-13-0		.48 158		5-5-0		203		52		198		.47612 198		5		5				
DIV. I NON-CONF.			9-10-0		.47368 158		2-2-0		245		17		211		.46776 211		6		6				
TOTALS		RPI 1-25		RPI 26-50		W-L RECORDS		RPI 51-100		RPI 101-150		RPI 150+											
12-13-0		1-0-0		0-3-0		OVERALL		2-4-0		3-3-0		6-3-0											
8-6-0		0-0-0		0-0-0		HOME		0-3-0		2-1-0		6-2-0											
3-7-0		1-0-0		0-3-0		AWAY		1-1-0		1-2-0		0-1-0											
1-0-0		0-0-0		0-0-0		NEUTRAL		1-0-0		0-0-0		0-0-0											
9-10-0		1-0-0		0-3-0		NON-CONFERENCE		2-4-0		2-1-0		4-2-0											
6-5-0		0-0-0		0-0-0		HOME		0-3-0		2-1-0		4-1-0											
2-5-0		1-0-0		0-0-		AWAY		1-1-0		0-0-0		0-1-0											
1-0-0		0-0-0		0-0-0		NEUTRAL		1-0-0		0-0-0		0-0-0											
3-3-0		0-0-0		0-0-0		CONFERENCE		0-0-0		1-2-0		2-1-0											
2-1-0		0-0-0		0-0-0		HOME		0-0-0		0-0-0		2-1-0											
1-2-0		0-0-0		0-0-0		AWAY		0-0-0		1-2-0		0-0-0											
0-0-0		0-0-0		0-0-0		NEUTRAL		0-0-0		0-0-0		0-0-0											
RPI	S	Opponent		Score		RPI	S	Opponent		Score		RPI	S	Opponent		Score							
18	A	Indiana		8 3		44	A	Sam Houston St.		3 5		53	H	Tennessee		5 7							
						44	A	Sam Houston St.		6 10		53	H	Tennessee		1 2							
						44	A	Sam Houston St.		2 3		53	H	Tennessee		2 3							
												61	N	California		3 1							
												66	A	San Diego		7 4							
												66	A	San Diego		3 4							
												134	H	Toledo		9 8							
												134	H	Toledo		7 13							
												134	H	Toledo		5 4							
												144	A	Tulane		1 0							
												144	A	Tulane		7 8							
												144	A	Tulane		3 5							
												171	A	Wright St.		8 14							
												174	H	Houston		2 1							
												174	H	Houston		4 2							
												174	H	Houston		2 4							
												236	H	Northern Ky.		5 3							
												252	H	UT Martin		6 1							
												252	H	UT Martin		4 3							
												252	H	UT Martin		5 7							
												252	H	UT Martin		6 3							
LAST 10 GAMES						LAST 10 GAMES						LAST 10 GAMES											
174 H Houston						4 2						144 A Tulane						3 5					
174 H Houston						2 1						134 H Toledo						9 8					
174 H Houston						2 4						134 H Toledo						7 13					
144 A Tulane						1 0						134 H Toledo						5 4					
144 A Tulane						7 8						171 A Wright St.						8 14					

**Non-Div. I Games:**

Ci nci nnati

Average RPI Win:		156	WON-LOST RECORD		WINNING PCT. RANK		LAST 10 GAMES		STRENGTH OF SCHEDULE		OPP. STRENGTH OF SCHEDULE		TEAM RPI		ADJ RPI		CONF. RPI		ADJ CONF. RPI		
DIV. I ONLY			7-18-0		.28	260	4-6-0		81		132		199		.47483		199	26		26	
DIV. I NON-CONF.			3-16-0		.15789	278	0-4-0		24		69		179		.48739		179	25		25	
TOTALS		RPI 1-25		RPI 26-50		W-L RECORDS		RPI 51-100		RPI 101-150		RPI 150+									
7-18-0		0-4-0		0-0-0		OVERALL		3-5-0		0-5-0		4-4-0									
4-3-0		0-0-0		0-0-0		HOME		0-0-0		0-1-0		4-2-0									
3-13-0		0-4-0		0-0-0		AWAY		3-5-0		0-2-0		0-2-0									
0-2-0		0-0-0		0-0-0		NEUTRAL		0-0-0		0-2-0		0-0-0									
3-16-0		0-4-0		0-0-0		NON-CONFERENCE		3-5-0		0-5-0		0-2-0									
0-1-0		0-0-0		0-0-0		HOME		0-0-0		0-1-0		0-0-0									
3-13-0		0-4-0		0-0-		AWAY		3-5-0		0-2-0		0-2-0									
0-2-0		0-0-0		0-0-0		NEUTRAL		0-0-0		0-2-0		0-0-0									
4-2-0		0-0-0		0-0-0		CONFERENCE		0-0-0		0-0-0		4-2-0									
4-2-0		0-0-0		0-0-0		HOME		0-0-0		0-0-0		4-2-0									
0-0-0		0-0-0		0-0-0		AWAY		0-0-0		0-0-0		0-0-0									
0-0-0		0-0-0		0-0-0		NEUTRAL		0-0-0		0-0-0		0-0-0									
RPI	S	Opponent		Score		RPI	S	Opponent		Score		RPI	S	Opponent		Score					
21	A	UNLV		3	8							105	A	A&M-Corpus Christi		3	6				
21	A	UNLV		3	13							114	H	Manhattan		7	8				
21	A	UNLV		0	11							116	N	New Mexi co		9	10				
21	A	UNLV		7	13							116	N	New Mexi co		1	3				
												118	A	Ri ce		5	14				
												174	A	Houston		2	6				
												174	A	Houston		3	4				
												189	H	Harvard		6	11				
												189	H	Harvard		7	1				
												189	H	Harvard		9	6				
												235	H	Yal e		2	8				
												235	H	Yal e		6	5				
												235	H	Yal e		11	10				
LAST 10 GAMES																					
						189	H	Harvard		9	6	235	H	Yal e		6	5				
						189	H	Harvard		7	1	235	H	Yal e		11	10				
						189	H	Harvard		6	11	174	A	Houston		2	6				
						114	H	Manhattan		7	8	174	A	Houston		3	4				
						235	H	Yal e		2	8	116	N	New Mexi co		1	3				

Non-Div. I Games:

Col umbi a

Average RPI Win: 260		WON-LOST	WINNING	LAST 10	STRENGTH OF		OPP. STRENGTH	TEAM	ADJ	CONF.	ADJ CONF.
Average RPI Loss: 174		RECORD	PCT. RANK	GAMES	SCHEDULE		OF SCHEDULE	RPI	RPI	RPI	RPI
DIV. I ONLY		11-16-0	.40741	202	4-6-0		176	287	200	.47382	18
DIV. I NON-CONF.		9-12-0	.42857	181	2-2-0		226	290	200	.47602	18
TOTALS		RPI 1-25	RPI 26-50		W-L RECORDS		RPI 51-100		RPI 101-150		RPI 150+
11-16-0	0-0-0	0-0-0		OVERALL		0-3-0		0-1-0		11-12-0	
3-1-0	0-0-0	0-0-0		HOME		0-0-0		0-0-0		3-1-0	
7-15-0	0-0-0	0-0-0		AWAY		0-3-0		0-1-0		7-11-0	
1-0-0	0-0-0	0-0-0		NEUTRAL		0-0-0		0-0-0		1-0-0	
9-12-0	0-0-0	0-0-0		NON-CONFERENCE		0-3-0		0-1-0		9-8-0	
1-0-0	0-0-0	0-0-0		HOME		0-0-0		0-0-0		1-0-0	
7-12-0	0-0-0	0-0-0		AWAY		0-3-0		0-1-0		7-8-0	
1-0-0	0-0-0	0-0-0		NEUTRAL		0-0-0		0-0-0		1-0-0	
2-4-0	0-0-0	0-0-0		CONFERENCE		0-0-0		0-0-0		2-4-0	
2-1-0	0-0-0	0-0-0		HOME		0-0-0		0-0-0		2-1-0	
0-3-0	0-0-0	0-0-0		AWAY		0-0-0		0-0-0		0-3-0	
0-0-0	0-0-0	0-0-0		NEUTRAL		0-0-0		0-0-0		0-0-0	
RPI S Opponent	Score	RPI S Opponent	Score	RPI S Opponent	Score	RPI S Opponent	Score	RPI S Opponent	Score	RPI S Opponent	Score
						96 A UNCG	5 14	117 A VCU	6 8		
						96 A UNCG	2 5	176 A VMI	5 10		
						96 A UNCG	5 13	176 A VMI	1 8		
								176 A VMI	6 11		
								177 A Navy	0 6		
								177 A Navy	9 10		
								177 A Navy	9 20		
								187 A Davidson	6 3		
								187 A Davidson	0 4		
								187 A Davidson	1 2		
								210 A George Mason	12 13		
								210 A George Mason	3 2		
								210 A George Mason	3 12		
								225 H Lehigh	2 5		
								225 H Lehigh	8 7		
								225 H Lehigh	1 0		
								271 A Longwood	10 6		
								274 N Rider	9 8		
								284 H Villanova	7 6		
								292 A Fairleigh Dickinson	10 2		
								296 A UMES	4 12		
								296 A UMES	6 2		
								296 A UMES	5 3		
								296 A UMES	8 0		
LAST 10 GAMES				LAST 10 GAMES				LAST 10 GAMES			
						177 A Navy	9 10	225 H Lehigh	2 5		
						177 A Navy	9 20	225 H Lehigh	1 0		
						177 A Navy	0 6	210 A George Mason	12 13		
						284 H Villanova	7 6	210 A George Mason	3 2		
						225 H Lehigh	8 7	210 A George Mason	3 12		

Non-Div. I Games:

Lafayette



Average RPI Win:		121	WON-LOST RECORD		WINNING PCT. RANK		LAST 10 GAMES		STRENGTH OF SCHEDULE		OPP. STRENGTH OF SCHEDULE		TEAM RPI		ADJ RPI		CONF. RPI		ADJ CONF. RPI				
DIV. I ONLY			6-20-0		.23077 284		5-5-0		26		198		201		.47341 201		4		4				
DIV. I NON-CONF.			3-17-0		.15 280		2-3-0		82		208		254		.43236 254		4		4				
TOTALS		RPI 1-25		RPI 26-50		W-L RECORDS				RPI 51-100		RPI 101-150				RPI 150+							
6-20-0		2-3-0		0-0-0		OVERALL				0-5-0		1-5-0				3-7-0							
4-3-0		2-2-0		0-0-0		HOME				0-0-0		0-0-0				2-1-0							
2-13-0		0-1-0		0-0-0		AWAY				0-1-0		1-5-0				1-6-0							
0-4-0		0-0-0		0-0-0		NEUTRAL				0-4-0		0-0-0				0-0-0							
3-17-0		0-2-0		0-0-0		NON-CONFERENCE				0-5-0		0-3-0				3-7-0							
2-2-0		0-1-0		0-0-0		HOME				0-0-0		0-0-0				2-1-0							
1-11-0		0-1-0		0-0-		AWAY				0-1-0		0-3-0				1-6-0							
0-4-0		0-0-0		0-0-0		NEUTRAL				0-4-0		0-0-0				0-0-0							
3-3-0		2-1-0		0-0-0		CONFERENCE				0-0-0		1-2-0				0-0-0							
2-1-0		2-1-0		0-0-0		HOME				0-0-0		0-0-0				0-0-0							
1-2-0		0-0-0		0-0-0		AWAY				0-0-0		1-2-0				0-0-0							
0-0-0		0-0-0		0-0-0		NEUTRAL				0-0-0		0-0-0				0-0-0							
RPI	S	Opponent		Score		RPI	S	Opponent		Score		RPI	S	Opponent		Score		RPI	S	Opponent		Score	
21	A	UNLV		1	3					57	N	Ohio St.		2	7	111	A	Southern Cali forni a		4	0		
21	H	UNLV		0	3					57	N	Ohio St.		13	20	111	A	Southern Cali forni a		2	5		
23	H	Oregon St.		5	9					74	N	Nebraska		4	7	111	A	Southern Cali forni a		0	2		
23	H	Oregon St.		11	8					74	N	Nebraska		2	4	147	A	Oral Roberts		0	3		
23	H	Oregon St.		8	7					87	A	BYU		6	7	147	A	Oral Roberts		3	4		
																147	A	Oral Roberts		4	6		
																175	A	Santa Clara		5	6		
																175	A	Santa Clara		2	4		
																175	A	Santa Clara		3	4		
																180	A	UC Ri versi de		7	4		
																180	A	UC Ri versi de		2	3		
																180	A	UC Ri versi de		1	2		
																193	H	Sacramento St.		1	2		
																193	H	Sacramento St.		13	7		
																193	H	Sacramento St.		7	6		
																204	A	San Jose St.		6	9		
LAST 10 GAMES																							
23 H Oregon St.						11	8	193 H Sacramento St.						13	7								
23 H Oregon St.						5	9	193 H Sacramento St.						1	2								
23 H Oregon St.						8	7	87 A BYU						6	7								
21 H UNLV						0	3	111 A Southern Cali forni a						2	5								
193 H Sacramento St.						7	6	111 A Southern Cali forni a						4	0								

Non-Div. I Games:

Utah

Average RPI Win:		216	WON-LOST RECORD		WINNING PCT. RANK		LAST 10 GAMES		STRENGTH OF SCHEDULE		OPP. STRENGTH OF SCHEDULE		TEAM RPI		ADJ RPI		CONF. RPI		ADJ CONF. RPI					
DIV. I ONLY			16-12-0		.57143		106		6-4-0		226		213		202		.47267		202		23		23	
DIV. I NON-CONF.			13-9-0		.59091		100		3-1-0		256		189		194		.4779		194		26		26	
TOTALS		RPI 1-25		RPI 26-50		W-L RECORDS		RPI 51-100		RPI 101-150		RPI 150+												
16-12-0		0-1-0		0-0-0		OVERALL		1-4-0		0-2-0		15-5-0												
15-5-0		0-0-0		0-0-0		HOME		0-0-0		0-0-0		15-5-0												
1-7-0		0-1-0		0-0-0		AWAY		1-4-0		0-2-0		0-0-0												
0-0-0		0-0-0		0-0-0		NEUTRAL		0-0-0		0-0-0		0-0-0												
13-9-0		0-1-0		0-0-0		NON-CONFERENCE		1-4-0		0-2-0		12-2-0												
12-2-0		0-0-0		0-0-0		HOME		0-0-0		0-0-0		12-2-0												
1-7-0		0-1-0		0-0-		AWAY		1-4-0		0-2-0		0-0-0												
0-0-0		0-0-0		0-0-0		NEUTRAL		0-0-0		0-0-0		0-0-0												
3-3-0		0-0-0		0-0-0		CONFERENCE		0-0-0		0-0-0		3-3-0												
3-3-0		0-0-0		0-0-0		HOME		0-0-0		0-0-0		3-3-0												
0-0-0		0-0-0		0-0-0		AWAY		0-0-0		0-0-0		0-0-0												
0-0-0		0-0-0		0-0-0		NEUTRAL		0-0-0		0-0-0		0-0-0												
RPI	S	Opponent		Score		RPI	S	Opponent		Score		RPI	S	Opponent		Score								
1	A	Texas Tech		0 12																				

Non-Div. I Games:

New Mexico St.

Average RPI Win:		222	WON-LOST RECORD		WINNING PCT. RANK		LAST 10 GAMES		STRENGTH OF SCHEDULE		OPP. STRENGTH OF SCHEDULE		TEAM RPI		ADJ RPI		CONF. RPI		ADJ CONF. RPI	
DIV. I ONLY			11-12-0		.47826 161		2-8-0		221		207		203		.47199 203		13		13	
DIV. I NON-CONF.			10-4-0		.71429 40		1-0-0		280		281		153		.5022 153		13		13	
TOTALS		RPI 1-25		RPI 26-50		W-L RECORDS		RPI 51-100		RPI 101-150		RPI 150+								
11-12-0		0-3-0		0-0-0		OVERALL		0-3-0		0-0-0		11-6-0								
4-6-0		0-3-0		0-0-0		HOME		0-0-0		0-0-0		4-3-0								
7-6-0		0-0-0		0-0-0		AWAY		0-3-0		0-0-0		7-3-0								
0-0-0		0-0-0		0-0-0		NEUTRAL		0-0-0		0-0-0		0-0-0								
10-4-0		0-0-0		0-0-0		NON-CONFERENCE		0-0-0		0-0-0		10-4-0								
3-1-0		0-0-0		0-0-0		HOME		0-0-0		0-0-0		3-1-0								
7-3-0		0-0-0		0-0-		AWAY		0-0-0		0-0-0		7-3-0								
0-0-0		0-0-0		0-0-0		NEUTRAL		0-0-0		0-0-0		0-0-0								
1-8-0		0-3-0		0-0-0		CONFERENCE		0-3-0		0-0-0		1-2-0								
1-5-0		0-3-0		0-0-0		HOME		0-0-0		0-0-0		1-2-0								
0-3-0		0-0-0		0-0-0		AWAY		0-3-0		0-0-0		0-0-0								
0-0-0		0-0-0		0-0-0		NEUTRAL		0-0-0		0-0-0		0-0-0								
RPI	S	Opponent		Score		RPI	S	Opponent		Score		RPI	S	Opponent		Score				
16	H	Fla. Atlantic		2 3								158	H	UAB		2 5				
16	H	Fla. Atlantic		3 17								158	H	UAB		1 3				
16	H	Fla. Atlantic		6 8								158	H	UAB		6 0				
												161	A	Elon		8 6				
												161	A	Elon		2 3				
												161	A	Elon		11 7				
												195	A	Appalachian St.		14 5				
												195	A	Appalachian St.		5 8				
												195	A	Appalachian St.		4 2				
												243	A	Florida A&M		1 8				
												243	A	Florida A&M		17 5				
												243	A	Florida A&M		9 0				
												259	A	Western Caro.		12 8				
												277	H	Niagara		5 4				
												277	H	Niagara		11 1				
												277	H	Niagara		4 7				
												277	H	Niagara		6 2				
LAST 10 GAMES																				
						16	H	Fla. Atlantic		3 17		94	A	UTSA		3 4				
						16	H	Fla. Atlantic		6 8		158	H	UAB		6 0				
						16	H	Fla. Atlantic		2 3		158	H	UAB		1 3				
						94	A	UTSA		2 12		158	H	UAB		2 5				
						94	A	UTSA		2 11		277	H	Niagara		6 2				

Non-Div. I Games:

Marshall

[illegible]

**Non-Div. I Games:**

San Jose St.

Average RPI Win:		205	WON-LOST RECORD		WINNING PCT. RANK		LAST 10 GAMES		STRENGTH OF SCHEDULE		OPP. STRENGTH OF SCHEDULE		TEAM RPI		ADJ RPI		CONF. RPI		ADJ CONF. RPI				
DIV. I ONLY			6-18-0		.25	276	4-6-0		73		242		205		.46851		205	25		25			
DIV. I NON-CONF.			2-13-0		.13333	283	0-1-0		35		108		217		.46394		217	23		23			
TOTALS		RPI 1-25		RPI 26-50				W-L RECORDS				RPI 51-100				RPI 101-150				RPI 150+			
6-18-0		0-3-0		0-1-0				OVERALL				0-7-0				0-0-0				6-7-0			
2-1-0		0-0-0		0-0-0				HOME				0-0-0				0-0-0				2-1-0			
3-14-0		0-3-0		0-0-0				AWAY				0-5-0				0-0-0				3-6-0			
1-3-0		0-0-0		0-1-0				NEUTRAL				0-2-0				0-0-0				1-0-0			
2-13-0		0-3-0		0-1-0				NON-CONFERENCE				0-7-0				0-0-0				2-2-0			
0-0-0		0-0-0		0-0-0				HOME				0-0-0				0-0-0				0-0-0			
1-10-0		0-3-0		0-0-				AWAY				0-5-0				0-0-0				1-2-0			
1-3-0		0-0-0		0-1-0				NEUTRAL				0-2-0				0-0-0				1-0-0			
4-5-0		0-0-0		0-0-0				CONFERENCE				0-0-0				0-0-0				4-5-0			
2-1-0		0-0-0		0-0-0				HOME				0-0-0				0-0-0				2-1-0			
2-4-0		0-0-0		0-0-0				AWAY				0-0-0				0-0-0				2-4-0			
0-0-0		0-0-0		0-0-0				NEUTRAL				0-0-0				0-0-0				0-0-0			
RPI	S	Opponent		Score		RPI	S	Opponent		Score		RPI	S	Opponent		Score		RPI	S	Opponent		Score	
20	A	Kentucky		1	10	34	N	Iowa		6	8	75	N	Pittsburgh		0	2	171	A	Wright St.		6	5
20	A	Kentucky		6	15							75	N	Pittsburgh		3	9	171	A	Wright St.		2	8
20	A	Kentucky		6	17							82	A	Mi chi gan		3	10	171	A	Wright St.		0	3
												96	A	UNCG		8	13	176	A	VMI		1	11
												97	A	Saint Louis		4	6	176	A	VMI		11	10
												97	A	Saint Louis		0	8	176	A	VMI		8	11
												97	A	Saint Louis		3	9	212	N	Old Domi ni on		5	4
																		215	H	Milwaukee		6	3
																		215	H	Milwaukee		12	7
																		215	H	Milwaukee		6	16
																		240	A	Ill. -Chi cago		2	1
																		240	A	Ill. -Chi cago		1	8
																		240	A	Ill. -Chi cago		3	4
						LAST 10 GAMES																	
						215	H	Milwaukee		12	7	240	A	Ill. -Chi cago		3	4						
						215	H	Milwaukee		6	3	82	A	Mi chi gan		3	10						
						215	H	Milwaukee		6	16	171	A	Wright St.		6	5						
						240	A	Ill. -Chi cago		2	1	171	A	Wright St.		2	8						
						240	A	Ill. -Chi cago		1	8	171	A	Wright St.		0	3						

Non-Div. I Games:

Oakl and

Average RPI Win: 154		WON-LOST RECORD		WINNING PCT. RANK		LAST 10 GAMES		STRENGTH OF SCHEDULE		OPP. STRENGTH OF SCHEDULE		TEAM RPI		ADJ RPI		CONF. RPI		ADJ CONF. RPI	
DIV. I ONLY		6-14-0		.3 250		3-7-0		169		80		206		.46812 206		9		9	
DIV. I NON-CONF.		5-9-0		.35714 213		2-2-0		237		94		204		.47314 204		8		8	
TOTALS		RPI 1-25		RPI 26-50		W-L RECORDS		RPI 51-100		RPI 101-150		RPI 150+							
6-14-0		0-0-0		1-6-0		OVERALL		2-4-0		0-0-0		3-4-0							
0-3-0		0-0-0		0-3-0		HOME		0-0-0		0-0-0		0-0-0							
5-9-0		0-0-0		1-3-0		AWAY		2-4-0		0-0-0		2-2-0							
1-2-0		0-0-0		0-0-0		NEUTRAL		0-0-0		0-0-0		1-2-0							
5-9-0		0-0-0		1-3-0		NON-CONFERENCE		1-2-0		0-0-0		3-4-0							
0-0-0		0-0-0		0-0-0		HOME		0-0-0		0-0-0		0-0-0							
4-7-0		0-0-0		1-0-		AWAY		1-2-0		0-0-0		2-2-0							
1-2-0		0-0-0		0-0-0		NEUTRAL		0-0-0		0-0-0		1-2-0							
1-5-0		0-0-0		0-3-0		CONFERENCE		1-2-0		0-0-0		0-0-0							
0-3-0		0-0-0		0-3-0		HOME		0-0-0		0-0-0		0-0-0							
1-2-0		0-0-0		0-0-0		AWAY		1-2-0		0-0-0		0-0-0							
0-0-0		0-0-0		0-0-0		NEUTRAL		0-0-0		0-0-0		0-0-0							
RPI	S	Opponent		Score		RPI	S	Opponent		Score		RPI	S	Opponent		Score			
				45	A	Texas	6	2	85	A	Maryl and	5	6	222	N	Omaha	8	14	
				45	A	Texas	7	10	85	A	Maryl and	4	0	222	N	Omaha	5	10	
				45	A	Texas	3	16	85	A	Maryl and	3	4	222	N	Omaha	3	1	
				45	A	Texas	1	12	95	A	Kansas	18	12	238	A	Central Mi ch.	5	2	
				48	H	Illinois	4	5	95	A	Kansas	2	4	238	A	Central Mi ch.	3	7	
				48	H	Illinois	4	5	95	A	Kansas	3	10	238	A	Central Mi ch.	4	2	
				48	H	Illinois	2	4						249	A	Chi cago St.	7	8	
LAST 10 GAMES																			
				85	A	Maryl and	3	4	48	H	Illinois	4	5						
				85	A	Maryl and	5	6	48	H	Illinois	4	5						
				85	A	Maryl and	4	0	238	A	Central Mi ch.	4	2						
				249	A	Chi cago St.	7	8	238	A	Central Mi ch.	3	7						
				48	H	Illinois	2	4	238	A	Central Mi ch.	5	2						

Non-Div. I Games: Judson (IL) 11 1 MacMurray 6 3

Northwestern

Average RPI Win:	170	WON-LOST RECORD	WINNING PCT. RANK	LAST 10 GAMES	STRENGTH OF SCHEDULE	OPP. STRENGTH OF SCHEDULE	TEAM RPI	ADJ RPI	CONF. RPI	ADJ CONF. RPI									
Average RPI Loss:	146																		
DIV. I ONLY	5-15-0	.25	276	2-8-0	127	231	207	.46775	207	22	22								
DIV. I NON-CONF.	3-11-0	.21429	264	0-4-0	59	234	201	.47489	201	20	20								
<hr/>																			
TOTALS	RPI 1-25	RPI 26-50		W-L RECORDS		RPI 51-100		RPI 101-150		RPI 150+									
5-15-0	0-0-0	0-0-0		OVERALL		0-2-0		2-7-0		3-6-0									
0-2-0	0-0-0	0-0-0		HOME		0-2-0		0-0-0		0-0-0									
5-13-0	0-0-0	0-0-0		AWAY		0-0-0		2-7-0		3-5-0									
0-0-0	0-0-0	0-0-0		NEUTRAL		0-0-0		0-0-0		0-0-0									
3-11-0	0-0-0	0-0-0		NON-CONFERENCE		0-2-0		2-7-0		1-2-0									
0-2-0	0-0-0	0-0-0		HOME		0-2-0		0-0-0		0-0-0									
3-9-0	0-0-0	0-0-		AWAY		0-0-0		2-7-0		1-2-0									
0-0-0	0-0-0	0-0-0		NEUTRAL		0-0-0		0-0-0		0-0-0									
2-4-0	0-0-0	0-0-0		CONFERENCE		0-0-0		0-0-0		2-4-0									
0-0-0	0-0-0	0-0-0		HOME		0-0-0		0-0-0		0-0-0									
2-4-0	0-0-0	0-0-0		AWAY		0-0-0		0-0-0		2-4-0									
0-0-0	0-0-0	0-0-0		NEUTRAL		0-0-0		0-0-0		0-0-0									
RPI	S	Opponent	Score	RPI	S	Opponent	Score	RPI	S	Opponent	Score								
								68	H	St. John's (NY)	2	8							
								68	H	St. John's (NY)	0	4							
								117	A	VCU	3	18							
								117	A	VCU	1	2							
								117	A	VCU	1	3							
								133	A	Northwestern St.	1	9							
								133	A	Northwestern St.	2	3							
								133	A	Northwestern St.	10	3							
								142	A	Richmond	2	3							
								142	A	Richmond	5	4							
								142	A	Richmond	4	6							
								153	A	Liberty	2	3							
								153	A	Liberty	6	10							
								153	A	Liberty	4	2							
								167	A	Stony Brook	12	15							
								167	A	Stony Brook	8	6							
								167	A	Stony Brook	5	7							
								255	A	UMBC	6	8							
								255	A	UMBC	1	6							
								255	A	UMBC	5	3							
								LAST 10 GAMES											
								255	A	UMBC	5	3	167	A	Stony Brook	5	7		
								255	A	UMBC	1	6	167	A	Stony Brook	8	6		
								255	A	UMBC	6	8	167	A	Stony Brook	12	15		
								68	H	St. John's (NY)	2	8	117	A	VCU	3	18		
68	H	St. John's (NY)	0	4	117	A	VCU	1	2										

Non-Div. I Games:

Binghamton

Average RPI Win:		196	WON-LOST RECORD		WINNING PCT. RANK		LAST 10 GAMES		STRENGTH OF SCHEDULE		OPP. STRENGTH OF SCHEDULE		TEAM RPI		ADJ RPI		CONF. RPI		ADJ CONF. RPI	
DIV. I ONLY			10-16-0		.38462	212	4-6-0		182		135		208		.4675	208	23		23	
DIV. I NON-CONF.			9-14-0		.3913	196	3-4-0		216		80		220		.46321	219	26		26	
TOTALS		RPI 1-25		RPI 26-50		W-L RECORDS		RPI 51-100		RPI 101-150		RPI 150+								
10-16-0		1-0-0		0-4-0		OVERALL		0-4-0		1-2-0		8-6-0								
6-4-0		1-0-0		0-0-0		HOME		0-0-0		1-1-0		4-3-0								
4-12-0		0-0-0		0-4-0		AWAY		0-4-0		0-1-0		4-3-0								
0-0-0		0-0-0		0-0-0		NEUTRAL		0-0-0		0-0-0		0-0-0								
9-14-0		1-0-0		0-4-0		NON-CONFERENCE		0-4-0		1-2-0		7-4-0								
6-4-0		1-0-0		0-0-0		HOME		0-0-0		1-1-0		4-3-0								
3-10-0		0-0-0		0-0-		AWAY		0-4-0		0-1-0		3-1-0								
0-0-0		0-0-0		0-0-0		NEUTRAL		0-0-0		0-0-0		0-0-0								
1-2-0		0-0-0		0-0-0		CONFERENCE		0-0-0		0-0-0		1-2-0								
0-0-0		0-0-0		0-0-0		HOME		0-0-0		0-0-0		0-0-0								
1-2-0		0-0-0		0-0-0		AWAY		0-0-0		0-0-0		1-2-0								
0-0-0		0-0-0		0-0-0		NEUTRAL		0-0-0		0-0-0		0-0-0								
RPI	S	Opponent		Score		RPI	S	Opponent		Score		RPI	S	Opponent		Score				
21	H	UNLV		4 0		30	A	Col. of Charleston		1 13		61	A	Cal i forn i a		6 17				
						30	A	Col. of Charleston		3 7		61	A	Cal i forn i a		2 13				
						30	A	Col. of Charleston		1 10		61	A	Cal i forn i a		3 5				
						50	A	San Diego St.		4 5		61	A	Cal i forn i a		2 23				

Non-Div. I Games:

CSU Bakersfield



Average RPI Win:		214	WON-LOST RECORD		WINNING PCT. RANK		LAST 10 GAMES		STRENGTH OF SCHEDULE		OPP. STRENGTH OF SCHEDULE		TEAM RPI	ADJ RPI		CONF. RPI	ADJ CONF. RPI
DIV. I ONLY			8-19-0		.2963 253		4-6-0		130		251		209	.46708 209		22	22
DIV. I NON-CONF.			4-17-0		.19048 271		0-4-0		52		254		214	.46568 214		20	20
TOTALS		RPI 1-25		RPI 26-50		W-L RECORDS		RPI 51-100		RPI 101-150		RPI 150+					
8-19-0		0-4-0		0-0-0		OVERALL		1-2-0		0-0-0		7-13-0					
3-0-0		0-0-0		0-0-0		HOME		0-0-0		0-0-0		3-0-0					
3-17-0		0-3-0		0-0-0		AWAY		1-2-0		0-0-0		2-10-0					
2-2-0		0-0-0		0-0-0		NEUTRAL		0-0-0		0-0-0		2-2-0					
4-17-0		0-4-0		0-0-0		NON-CONFERENCE		1-2-0		0-0-0		3-11-0					
0-0-0		0-0-0		0-0-0		HOME		0-0-0		0-0-0		0-0-0					
2-15-0		0-4-0		0-0-		AWAY		1-2-0		0-0-0		1-9-0					
2-2-0		0-0-0		0-0-0		NEUTRAL		0-0-0		0-0-0		2-2-0					
4-2-0		0-0-0		0-0-0		CONFERENCE		0-0-0		0-0-0		4-2-0					
3-0-0		0-0-0		0-0-0		HOME		0-0-0		0-0-0		3-0-0					
1-2-0		0-0-0		0-0-0		AWAY		0-0-0		0-0-0		1-2-0					
0-0-0		0-0-0		0-0-0		NEUTRAL		0-0-0		0-0-0		0-0-0					
RPI	S	Opponent		Score		RPI	S	Opponent		Score		RPI	S	Opponent		Score	
1	A	Texas Tech		2	4							155	A	Incarnate Word		8	9
1	A	Texas Tech		6	21							155	A	Incarnate Word		0	2
1	A	Texas Tech		5	12							202	A	New Mexico St.		5	8
1	A	Texas Tech		1	12							202	A	New Mexico St.		7	14
												202	A	New Mexico St.		6	10
												202	A	New Mexico St.		5	6
												211	H	Albany (NY)		4	1
												211	H	Albany (NY)		17	1
												211	H	Albany (NY)		10	2
												230	A	UTRGV		3	4
												230	A	UTRGV		3	7
												230	A	UTRGV		7	5
												230	A	UTRGV		1	12
												250	A	Hartford		3	5
												250	A	Hartford		6	1
												250	A	Hartford		0	1
												262	N	Ohio		2	6
												262	N	Ohio		2	1
												262	N	Ohio		5	7
												262	N	Ohio		5	1
LAST 10 GAMES																	
						211	H	Albany (NY)		17	1	250	A	Hartford		3	5
						211	H	Albany (NY)		4	1	202	A	New Mexico St.		5	8
						211	H	Albany (NY)		10	2	202	A	New Mexico St.		7	14
						250	A	Hartford		6	1	202	A	New Mexico St.		6	10
						250	A	Hartford		0	1	202	A	New Mexico St.		5	6

Non-Div. I Games:

Maine

Average RPI Win:		221	WON-LOST RECORD		WINNING PCT. RANK		LAST 10 GAMES		STRENGTH OF SCHEDULE		OPP. STRENGTH OF SCHEDULE		TEAM RPI		ADJ RPI		CONF. RPI		ADJ CONF. RPI	
DIV. I ONLY			13-13-0		.5 144		7-3-0		188		215		210		.46678 210		20		20	
DIV. I NON-CONF.			8-11-0		.42105 183		2-2-0		221		204		238		.45023 238		22		22	
TOTALS		RPI 1-25		RPI 26-50		W-L RECORDS		RPI 51-100		RPI 101-150		RPI 150+								
13-13-0		0-1-0		0-1-0		OVERALL		0-4-0		3-4-0		10-3-0								
11-3-0		0-0-0		0-0-0		HOME		0-0-0		2-1-0		9-2-0								
1-4-0		0-1-0		0-0-0		AWAY		0-0-0		1-2-0		0-1-0								
1-6-0		0-0-0		0-1-0		NEUTRAL		0-4-0		0-1-0		1-0-0								
8-11-0		0-1-0		0-1-0		NON-CONFERENCE		0-4-0		1-2-0		7-3-0								
6-2-0		0-0-0		0-0-0		HOME		0-0-0		0-0-0		6-2-0								
1-4-0		0-1-0		0-0-		AWAY		0-0-0		1-2-0		0-1-0								
1-5-0		0-0-0		0-1-0		NEUTRAL		0-4-0		0-0-0		1-0-0								
5-2-0		0-0-0		0-0-0		CONFERENCE		0-0-0		2-2-0		3-0-0								
5-1-0		0-0-0		0-0-0		HOME		0-0-0		2-1-0		3-0-0								
0-0-0		0-0-0		0-0-0		AWAY		0-0-0		0-0-0		0-0-0								
0-1-0		0-0-0		0-0-0		NEUTRAL		0-0-0		0-1-0		0-0-0								
RPI	S	Opponent		Score		RPI	S	Opponent		Score		RPI	S	Opponent		Score				
17	A	NC State		2	3	33	N	Louisville		8	15	100	N	Butler		4	5			
												100	N	Butler		0	3			
												100	N	Butler		3	5			
												100	N	Butler		1	12			
												141	A	FIU		12	8			
												141	A	FIU		3	14			
												141	A	FIU		0	16			
												142	H	Richmond		5	1			
												142	H	Richmond		1	5			
												142	H	Richmond		1	0			
												142	N	Richmond		2	16			
												200	H	Lafayette		13	12			
												200	H	Lafayette		2	3			
												200	H	Lafayette		12	3			
												219	H	Fairfield		7	5			
												219	H	Fairfield		7	1			
												219	H	Fairfield		5	13			
												229	A	The Citadel		0	3			
												255	H	UMBC		11	4			
												265	H	St. Bonaventure		6	0			
												265	H	St. Bonaventure		4	0			
												265	H	St. Bonaventure		7	6			
												282	H	Towson		14	7			
												284	N	Villanova		6	1			
LAST 10 GAMES																				
142 H Richmond						1	5	265 H St. Bonaventure						6	0					
142 H Richmond						5	1	265 H St. Bonaventure						7	6					
142 H Richmond						1	0	265 H St. Bonaventure						4	0					
255 H UMBC						11	4	200 H Lafayette						13	12					
17 A NC State						2	3	200 H Lafayette						2	3					

Non-Div. I Games:

George Mason

Average RPI Win:	217	WON-LOST RECORD	WINNING PCT. RANK	LAST 10 GAMES	STRENGTH OF SCHEDULE	OPP. STRENGTH OF SCHEDULE	TEAM RPI	ADJ RPI	CONF. RPI	ADJ CONF. RPI		
Average RPI Loss:	189											
DIV. I ONLY	9-11-0	.45	181	4-6-0	257	265	211	.46601	211	22	22	
DIV. I NON-CONF.	8-6-0	.57143	108	3-1-0	199	289	116	.51829	116	20	20	
<hr/>												
TOTALS	RPI 1-25	RPI 26-50		W-L RECORDS		RPI 51-100		RPI 101-150		RPI 150+		
9-11-0	0-0-0	0-0-0		OVERALL		0-0-0		2-4-0		7-7-0		
0-1-0	0-0-0	0-0-0		HOME		0-0-0		0-0-0		0-1-0		
8-8-0	0-0-0	0-0-0		AWAY		0-0-0		1-2-0		7-6-0		
1-2-0	0-0-0	0-0-0		NEUTRAL		0-0-0		1-2-0		0-0-0		
8-6-0	0-0-0	0-0-0		NON-CONFERENCE		0-0-0		1-2-0		7-4-0		
0-1-0	0-0-0	0-0-0		HOME		0-0-0		0-0-0		0-1-0		
8-5-0	0-0-0	0-0-		AWAY		0-0-0		1-2-0		7-3-0		
0-0-0	0-0-0	0-0-0		NEUTRAL		0-0-0		0-0-0		0-0-0		
1-5-0	0-0-0	0-0-0		CONFERENCE		0-0-0		1-2-0		0-3-0		
0-0-0	0-0-0	0-0-0		HOME		0-0-0		0-0-0		0-0-0		
0-3-0	0-0-0	0-0-0		AWAY		0-0-0		0-0-0		0-3-0		
1-2-0	0-0-0	0-0-0		NEUTRAL		0-0-0		1-2-0		0-0-0		
RPI	S	Opponent	Score	RPI	S	Opponent	Score	RPI	S	Opponent	Score	
								137	N	UMass Lowell I	1	0
								137	N	UMass Lowell I	2	3
								137	N	UMass Lowell I	0	1
								138	A	James Madison	2	6
								138	A	James Madison	3	4
								138	A	James Madison	8	5
								192	A	Seattle U	4	12
								192	A	Seattle U	6	4
								192	A	Seattle U	7	6
								209	A	Maine	1	4
								209	A	Maine	1	17
								209	A	Maine	2	10
								213	H	Massachusetts	7	8
								217	A	Hofstra	6	4
								217	A	Hofstra	4	1
								217	A	Hofstra	8	9
								282	A	Towson	7	8
								282	A	Towson	2	0
								282	A	Towson	15	3
								293	A	Saint Peter's	10	6
LAST 10 GAMES				LAST 10 GAMES								
209	A	Maine	1	17	137	N	UMass Lowell I	1	0			
209	A	Maine	1	4	137	N	UMass Lowell I	2	3			
209	A	Maine	2	10	293	A	Saint Peter's	10	6			
213	H	Massachusetts	7	8	217	A	Hofstra	6	4			
137	N	UMass Lowell I	0	1	217	A	Hofstra	4	1			

Non-Div. I Games:

Albany (NY)

Average RPI Win: 139		WON-LOST	WINNING	LAST 10	STRENGTH OF		OPP. STRENGTH	TEAM	ADJ		CONF.	ADJ CONF.
Average RPI Loss: 111		RECORD	PCT. RANK	GAMES	SCHEDULE		OF SCHEDULE	RPI	RPI		RPI	RPI
DIV. I ONLY		10-16-0	.38462	212	3-7-0		112	135	212		13	13
DIV. I NON-CONF.		7-10-0	.41176	187	0-1-0		142	183	232		13	13
TOTALS		RPI 1-25	RPI 26-50		W-L RECORDS		RPI 51-100		RPI 101-150		RPI 150+	
10-16-0		1-3-0	0-1-0		OVERALL		2-2-0		3-4-0		4-6-0	
8-11-0		1-2-0	0-0-0		HOME		1-2-0		2-2-0		4-5-0	
1-3-0		0-1-0	0-0-0		AWAY		0-0-0		1-2-0		0-0-0	
1-2-0		0-0-0	0-1-0		NEUTRAL		1-0-0		0-0-0		0-1-0	
7-10-0		0-1-0	0-1-0		NON-CONFERENCE		2-2-0		2-2-0		3-4-0	
6-7-0		0-0-0	0-0-0		HOME		1-2-0		2-2-0		3-3-0	
0-1-0		0-1-0	0-0-		AWAY		0-0-0		0-0-0		0-0-0	
1-2-0		0-0-0	0-1-0		NEUTRAL		1-0-0		0-0-0		0-1-0	
3-6-0		1-2-0	0-0-0		CONFERENCE		0-0-0		1-2-0		1-2-0	
2-4-0		1-2-0	0-0-0		HOME		0-0-0		0-0-0		1-2-0	
1-2-0		0-0-0	0-0-0		AWAY		0-0-0		1-2-0		0-0-0	
0-0-0		0-0-0	0-0-0		NEUTRAL		0-0-0		0-0-0		0-0-0	
RPI S	Opponent	Score	RPI S	Opponent	Score	RPI S	Opponent	Score	RPI S	Opponent	Score	
10 A	East Carolina	3 10	34 N	Iowa	1 4	69 H	Kansas St.	3 11	113 H	Rutgers	6 7	
16 H	Fla. Atlantic	7 12				69 H	Kansas St.	11 8	113 H	Rutgers	6 9	
16 H	Fla. Atlantic	2 1				69 H	Kansas St.	5 11	113 H	Rutgers	4 3	
16 H	Fla. Atlantic	5 10				97 N	Saint Louis	8 3	141 A	FIU	4 3	
									141 A	FIU	7 8	
									141 A	FIU	4 5	
									142 H	Richmond	4 2	
									168 H	Middle Tenn.	2 5	
									168 H	Middle Tenn.	8 7	
									168 H	Middle Tenn.	5 10	
									172 H	William & Mary	2 5	
									173 H	Quinnipiac	6 8	
									173 H	Quinnipiac	11 0	
									173 H	Quinnipiac	2 5	
									176 H	VMI	19 4	
									205 N	Oakland	4 5	
									295 H	Norfolk St.	9 1	
LAST 10 GAMES												
						141 A	FIU	7 8				
						141 A	FIU	4 5				
						16 H	Fla. Atlantic	2 1				
						16 H	Fla. Atlantic	7 12				
						16 H	Fla. Atlantic	5 10				
						172 H	William & Mary	2 5				
						141 A	FIU	4 3				

Non-Div. I Games:

Old Domini on

Average RPI Win:		212	WON-LOST RECORD		WINNING PCT. RANK		LAST 10 GAMES		STRENGTH OF SCHEDULE		OPP. STRENGTH OF SCHEDULE		TEAM RPI		ADJ RPI		CONF. RPI		ADJ CONF. RPI	
DIV. I ONLY			9-8-0		.52941 130		5-5-0		260		214		213		.46503 213		20		20	
DIV. I NON-CONF.			7-4-0		.63636 77		3-1-0		255		182		158		.49901 158		22		22	
TOTALS		RPI 1-25		RPI 26-50		W-L RECORDS		RPI 51-100		RPI 101-150		RPI 150+								
9-8-0		0-0-0		0-0-0		OVERALL		1-4-0		1-2-0		7-2-0								
1-2-0		0-0-0		0-0-0		HOME		0-0-0		0-0-0		1-2-0								
2-2-0		0-0-0		0-0-0		AWAY		0-0-0		1-2-0		1-0-0								
6-4-0		0-0-0		0-0-0		NEUTRAL		1-4-0		0-0-0		5-0-0								
7-4-0		0-0-0		0-0-0		NON-CONFERENCE		1-4-0		0-0-0		6-0-0								
0-0-0		0-0-0		0-0-0		HOME		0-0-0		0-0-0		0-0-0								
1-0-0		0-0-0		0-0-		AWAY		0-0-0		0-0-0		1-0-0								
6-4-0		0-0-0		0-0-0		NEUTRAL		1-4-0		0-0-0		5-0-0								
2-4-0		0-0-0		0-0-0		CONFERENCE		0-0-0		1-2-0		1-2-0								
1-2-0		0-0-0		0-0-0		HOME		0-0-0		0-0-0		1-2-0								
1-2-0		0-0-0		0-0-0		AWAY		0-0-0		1-2-0		0-0-0								
0-0-0		0-0-0		0-0-0		NEUTRAL		0-0-0		0-0-0		0-0-0								
RPI	S	Opponent		Score		RPI	S	Opponent		Score		RPI	S	Opponent		Score				
						71	N	Bradley		6	2	142	A	Richmond		5	17			
						71	N	Bradley		3	6	142	A	Richmond		1	7			
						75	N	Pittsburgh		0	9	142	A	Richmond		2	1			
						75	N	Pittsburgh		2	3	211	A	Albany (NY)		8	7			
						75	N	Pittsburgh		5	10	224	N	Bucknell I		10	9			
												224	N	Bucknell I		9	8			
												224	N	Bucknell I		12	11			
												256	N	Central Conn. St.		4	2			
												265	H	St. Bonaventure		5	3			
												265	H	St. Bonaventure		5	7			
												265	H	St. Bonaventure		5	6			
												293	N	Saint Peter's		13	5			
LAST 10 GAMES																				
265 H St. Bonaventure						5	7	142 A Richmond						2	1					
265 H St. Bonaventure						5	6	142 A Richmond						5	17					
265 H St. Bonaventure						5	3	71 N Bradley						3	6					
211 A Albany (NY)						8	7	71 N Bradley						6	2					
142 A Richmond						1	7	224 N Bucknell I						12	11					

**Non-Div. I Games:**

Massachusetts

Average RPI Win: 211		WON-LOST RECORD		WINNING PCT. RANK		LAST 10 GAMES		STRENGTH OF SCHEDULE		OPP. STRENGTH OF SCHEDULE		TEAM RPI		ADJ RPI		CONF. RPI		ADJ CONF. RPI	
DIV. I ONLY		8-13-0		.38095 218		6-3-0		213		200		214		.46498 214		27		27	
DIV. I NON-CONF.		6-10-0		.375 203		4-0-0		104		223		139		.50761 139		27		27	
TOTALS		RPI 1-25		RPI 26-50		W-L RECORDS		RPI 51-100		RPI 101-150		RPI 150+							
8-13-0		0-0-0		0-2-0		OVERALL		1-2-0		1-6-0		6-3-0							
3-1-0		0-0-0		0-0-0		HOME		0-0-0		1-0-0		2-1-0							
4-12-0		0-0-0		0-2-0		AWAY		1-2-0		0-6-0		3-2-0							
1-0-0		0-0-0		0-0-0		NEUTRAL		0-0-0		0-0-0		1-0-0							
6-10-0		0-0-0		0-2-0		NON-CONFERENCE		1-2-0		1-6-0		4-0-0							
1-0-0		0-0-0		0-0-0		HOME		0-0-0		1-0-0		0-0-0							
4-10-0		0-0-0		0-0-		AWAY		1-2-0		0-6-0		3-0-0							
1-0-0		0-0-0		0-0-0		NEUTRAL		0-0-0		0-0-0		1-0-0							
2-3-0		0-0-0		0-0-0		CONFERENCE		0-0-0		0-0-0		2-3-0							
2-1-0		0-0-0		0-0-0		HOME		0-0-0		0-0-0		2-1-0							
0-2-0		0-0-0		0-0-0		AWAY		0-0-0		0-0-0		0-2-0							
0-0-0		0-0-0		0-0-0		NEUTRAL		0-0-0		0-0-0		0-0-0							
RPI	S	Opponent	Score		RPI	S	Opponent	Score		RPI	S	Opponent	Score						
			49	A	Oklahoma St.	2	3	96	A	UNCG	1	11	137	H	UMass Lowell	8	7		
			49	A	Oklahoma St.	3	5	96	A	UNCG	10	7	139	A	Wofford	4	9		
								96	A	UNCG	3	6	139	A	Wofford	5	7		
													139	A	Wofford	4	18		
													145	A	Furman	4	13		
													145	A	Furman	6	7		
													145	A	Furman	4	5		
													154	N	NJIT	9	5		
													226	H	Monmouth	6	13		
													226	H	Monmouth	4	3		
													226	H	Monmouth	5	3		
													245	A	Siena	2	3		
													245	A	Siena	2	3		
													282	A	Towson	9	1		
													282	A	Towson	4	1		
													282	A	Towson	5	3		
LAST 10 GAMES																			
			245	A	Siena	2	3	226	H	Monmouth	6	13							
			245	A	Siena	2	3	154	N	NJIT	9	5							
			137	H	UMass Lowell	8	7	282	A	Towson	5	3							
			226	H	Monmouth	4	3	282	A	Towson	4	1							
			226	H	Monmouth	5	3	282	A	Towson	9	1							

Non-Div. I Games:

Mari st

Average RPI Win: 187		WON-LOST	WINNING	LAST 10	STRENGTH OF		OPP. STRENGTH	TEAM	ADJ	CONF.	ADJ CONF.
Average RPI Loss: 141		RECORD	PCT. RANK	GAMES	SCHEDULE		OF SCHEDULE	RPI	RPI	RPI	RPI
DIV. I ONLY		8-16-0	.33333	230	4-6-0		222	165	215	.46354	215
DIV. I NON-CONF.		4-11-0	.26667	245	0-1-0		147	76	206	.47164	206
TOTALS		RPI 1-25	RPI 26-50		W-L RECORDS		RPI 51-100		RPI 101-150		RPI 150+
8-16-0	0-0-0	0-1-0		OVERALL		0-4-0		2-3-0		6-8-0	
0-0-0	0-0-0	0-0-0		HOME		0-0-0		0-0-0		0-0-0	
7-12-0	0-0-0	0-1-0		AWAY		0-1-0		1-2-0		6-8-0	
1-4-0	0-0-0	0-0-0		NEUTRAL		0-3-0		1-1-0		0-0-0	
4-11-0	0-0-0	0-1-0		NON-CONFERENCE		0-4-0		2-3-0		2-3-0	
0-0-0	0-0-0	0-0-0		HOME		0-0-0		0-0-0		0-0-0	
3-7-0	0-0-0	0-0-		AWAY		0-1-0		1-2-0		2-3-0	
1-4-0	0-0-0	0-0-0		NEUTRAL		0-3-0		1-1-0		0-0-0	
4-5-0	0-0-0	0-0-0		CONFERENCE		0-0-0		0-0-0		4-5-0	
0-0-0	0-0-0	0-0-0		HOME		0-0-0		0-0-0		0-0-0	
4-5-0	0-0-0	0-0-0		AWAY		0-0-0		0-0-0		4-5-0	
0-0-0	0-0-0	0-0-0		NEUTRAL		0-0-0		0-0-0		0-0-0	
RPI S	Opponent	Score	RPI S	Opponent	Score	RPI S	Opponent	Score	RPI S	Opponent	Score
48 A	Illinois	6 9	51 A	Minnesota	4 5	121 A	Bethune-Cookman	4 17	121 A	Bethune-Cookman	0 6
			57 N	Ohio St.	7 11	121 A	Bethune-Cookman	15 4	149 N	Canisius	8 3
			57 N	Ohio St.	3 13	121 A	Bethune-Cookman	2 3	149 N	Canisius	2 3
			88 N	Gonzaga	1 4	158 A	UAB	4 2	158 A	UAB	6 4
						158 A	UAB	0 10	171 A	Wright St.	5 6
						171 A	Wright St.	3 2	171 A	Wright St.	2 10
						171 A	Wright St.	0 4	193 A	Sacramento St.	2 4
						193 A	Sacramento St.	2 3	205 A	Oakland	16 6
						205 A	Oakland	7 12	205 A	Oakland	3 6
						205 A	Oakland	3 6	268 A	Youngstown St.	3 5
						268 A	Youngstown St.	14 7	268 A	Youngstown St.	12 4
						268 A	Youngstown St.	12 4			
LAST 10 GAMES						171 A	Wright St.	5 6			
			205 A	Oakland	7 12	268 A	Youngstown St.	14 7			
			205 A	Oakland	3 6	268 A	Youngstown St.	3 5			
			205 A	Oakland	16 6	268 A	Youngstown St.	12 4			
			171 A	Wright St.	3 2	48 A	Illinois	6 9			
			171 A	Wright St.	2 10						

Non-Div. I Games:

Milwaukee

Average RPI Win: 177		WON-LOST RECORD		WINNING PCT. RANK		LAST 10 GAMES		STRENGTH OF SCHEDULE		OPP. STRENGTH OF SCHEDULE		TEAM RPI		ADJ RPI		CONF. RPI		ADJ CONF. RPI	
DIV. I ONLY		9-19-0		.32143 236		3-7-0		102		163		216		.46345 216		5		5	
DIV. I NON-CONF.		8-14-0		.36364 210		2-2-0		145		117		219		.46357 218		6		6	
TOTALS		RPI 1-25		RPI 26-50		W-L RECORDS		RPI 51-100		RPI 101-150		RPI 150+							
9-19-0		0-3-0		1-2-0		OVERALL		1-4-0		0-0-0		7-10-0							
6-9-0		0-1-0		1-2-0		HOME		1-2-0		0-0-0		4-4-0							
2-9-0		0-2-0		0-0-0		AWAY		0-1-0		0-0-0		2-6-0							
1-1-0		0-0-0		0-0-0		NEUTRAL		0-1-0		0-0-0		1-0-0							
8-14-0		0-3-0		1-2-0		NON-CONFERENCE		0-2-0		0-0-0		7-7-0							
5-7-0		0-1-0		1-2-0		HOME		0-0-0		0-0-0		4-4-0							
2-6-0		0-2-0		0-0-		AWAY		0-1-0		0-0-0		2-3-0							
1-1-0		0-0-0		0-0-0		NEUTRAL		0-1-0		0-0-0		1-0-0							
1-5-0		0-0-0		0-0-0		CONFERENCE		1-2-0		0-0-0		0-3-0							
1-2-0		0-0-0		0-0-0		HOME		1-2-0		0-0-0		0-0-0							
0-3-0		0-0-0		0-0-0		AWAY		0-0-0		0-0-0		0-3-0							
0-0-0		0-0-0		0-0-0		NEUTRAL		0-0-0		0-0-0		0-0-0							
RPI	S	Opponent		Score		RPI	S	Opponent		Score		RPI	S	Opponent		Score			
5	A	Ole Miss		6	8	41	H	Little Rock		10	6	53	A	Tennessee		1	2		
9	A	Auburn		4	5	41	H	Little Rock		1	4	67	H	UCF		9	0		
11	H	Arkansas		7	8	41	H	Little Rock		4	5	67	H	UCF		3	9		
												67	H	UCF		1	7		
												84	N	ETSU		2	8		
												151	A	North Florida		7	5		
												151	A	North Florida		5	7		
												151	A	North Florida		1	4		
												168	A	Middle Tenn.		6	7		
												168	A	Middle Tenn.		6	5		
												168	N	Middle Tenn.		6	4		
												174	A	Houston		0	3		
												174	A	Houston		3	9		
												174	A	Houston		0	2		
												184	H	Eastern Ill.		1	3		
												184	H	Eastern Ill.		9	10		
												184	H	Eastern Ill.		2	6		
												223	H	Western Ky.		7	1		
												223	H	Western Ky.		1	3		
												223	H	Western Ky.		4	0		
												264	H	Southeast Mo. St.		3	2		
												287	H	Mississippi Val.		14	0		
LAST 10 GAMES																			
						67	H	UCF		3	9	174	A	Houston		0	3		
						67	H	UCF		1	7	174	A	Houston		0	2		
						67	H	UCF		9	0	287	H	Mississippi Val.		14	0		
						11	H	Arkansas		7	8	151	A	North Florida		7	5		
						174	A	Houston		3	9	151	A	North Florida		5	7		

Non-Div. I Games:

Memphis



Average RPI Win:	248	WON-LOST RECORD	WINNING PCT. RANK	LAST 10 GAMES	STRENGTH OF SCHEDULE	OPP. STRENGTH OF SCHEDULE	TEAM RPI	ADJ RPI	CONF. RPI	ADJ CONF. RPI			
DIV. I ONLY	12-8-0	.6	81	4-6-0	291	258	217	.4612	217	16	16		
DIV. I NON-CONF.	10-4-0	.71429	40	2-2-0	296	272	228	.45601	228	16	16		
<hr/>													
TOTALS	RPI 1-25	RPI 26-50		W-L RECORDS		RPI 51-100		RPI 101-150		RPI 150+			
12-8-0	0-0-0	0-0-0		OVERALL		1-2-0		0-0-0		11-6-0			
1-2-0	0-0-0	0-0-0		HOME		0-0-0		0-0-0		1-2-0			
10-6-0	0-0-0	0-0-0		AWAY		1-2-0		0-0-0		9-4-0			
1-0-0	0-0-0	0-0-0		NEUTRAL		0-0-0		0-0-0		1-0-0			
10-4-0	0-0-0	0-0-0		NON-CONFERENCE		0-0-0		0-0-0		10-4-0			
1-2-0	0-0-0	0-0-0		HOME		0-0-0		0-0-0		1-2-0			
8-2-0	0-0-0	0-0-		AWAY		0-0-0		0-0-0		8-2-0			
1-0-0	0-0-0	0-0-0		NEUTRAL		0-0-0		0-0-0		1-0-0			
2-4-0	0-0-0	0-0-0		CONFERENCE		1-2-0		0-0-0		1-2-0			
0-0-0	0-0-0	0-0-0		HOME		0-0-0		0-0-0		0-0-0			
2-4-0	0-0-0	0-0-0		AWAY		1-2-0		0-0-0		1-2-0			
0-0-0	0-0-0	0-0-0		NEUTRAL		0-0-0		0-0-0		0-0-0			
RPI	S	Opponent	Score	RPI	S	Opponent	Score	RPI	S	Opponent	Score		
				89 A UNCW				5	3	211 H Al bany (NY)		9	8
				89 A UNCW				2	6	211 H Al bany (NY)		1	4
				89 A UNCW				3	5	211 H Al bany (NY)		4	6
								226 A Monmouth				14	6
								241 A Lamar Uni versi ty				3	2
								241 A Lamar Uni versi ty				0	3
								241 A Lamar Uni versi ty				1	2
								241 A Lamar Uni versi ty				1	0
								255 A UMBC				4	2
								255 A UMBC				9	6
								282 A Towson				3	5
								282 A Towson				0	1
								282 A Towson				11	0
								288 N Mt. St. Mary's				11	0
								295 A Norfol k St.				4	0
				295 A Norfol k St.				5	1				
				295 A Norfol k St.				8	6				
<hr/>													
				LAST 10 GAMES									
282 A Towson				0	1	89 A UNCW				3	5		
282 A Towson				3	5	89 A UNCW				5	3		
282 A Towson				11	0	211 H Al bany (NY)				4	6		
211 H Al bany (NY)				1	4	211 H Al bany (NY)				1	4		
226 A Monmouth				14	6	211 H Al bany (NY)				9	8		
89 A UNCW				2	6								

Non-Div. I Games:

Hofstra

Average RPI Win: 186		WON-LOST RECORD		WINNING PCT. RANK		LAST 10 GAMES		STRENGTH OF SCHEDULE		OPP. STRENGTH OF SCHEDULE		TEAM RPI		ADJ RPI		CONF. RPI		ADJ CONF. RPI	
DIV. I ONLY		11-12-0		.47826 161		5-5-0		253		138		218		.46087 218		20		20	
DIV. I NON-CONF.		9-8-0		.52941 130		3-1-0		260		77		198		.47702 197		22		22	
TOTALS		RPI 1-25		RPI 26-50		W-L RECORDS		RPI 51-100		RPI 101-150		RPI 150+							
11-12-0		0-1-0		1-0-0		OVERALL		2-4-0		2-1-0		6-6-0							
3-4-0		0-0-0		0-0-0		HOME		0-4-0		1-0-0		2-0-0							
3-5-0		0-1-0		0-0-0		AWAY		0-0-0		0-0-0		3-4-0							
5-3-0		0-0-0		1-0-0		NEUTRAL		2-0-0		1-1-0		1-2-0							
9-8-0		0-1-0		1-0-0		NON-CONFERENCE		2-1-0		2-1-0		4-5-0							
3-1-0		0-0-0		0-0-0		HOME		0-1-0		1-0-0		2-0-0							
1-4-0		0-1-0		0-0-		AWAY		0-0-0		0-0-0		1-3-0							
5-3-0		0-0-0		1-0-0		NEUTRAL		2-0-0		1-1-0		1-2-0							
2-4-0		0-0-0		0-0-0		CONFERENCE		0-3-0		0-0-0		2-1-0							
0-3-0		0-0-0		0-0-0		HOME		0-3-0		0-0-0		0-0-0							
2-1-0		0-0-0		0-0-0		AWAY		0-0-0		0-0-0		2-1-0							
0-0-0		0-0-0		0-0-0		NEUTRAL		0-0-0		0-0-0		0-0-0							
RPI	S	Opponent		Score		RPI	S	Opponent		Score		RPI	S	Opponent		Score			
10	A	East Carolina		0 9		28	N	Missouri St.		6 3		59	H	Wagner		1 11			
												97	H	Saint Louis		0 10			
												97	H	Saint Louis		1 4			
												97	H	Saint Louis		3 7			
												98	N	Notre Dame		6 4			
												98	N	Notre Dame		10 8			
												114	H	Manhattan		6 3			
												135	N	Pepperdine		2 11			
												141	N	FIU		3 2			
												196	A	Portland		0 8			
												196	A	Portland		1 6			
												196	A	Portland		2 9			
												196	A	Portland		9 8			
												237	N	Western Mich.		5 8			
												266	N	Georgetown		1 4			
												266	N	Georgetown		4 3			
												273	A	La Salle		2 10			
												273	A	La Salle		5 1			
												273	A	La Salle		12 3			
												279	H	Penn		7 4			
												283	H	Sacred Heart		13 1			
						LAST 10 GAMES													
						273 A La Salle						2 10							
						273 A La Salle						12 3							
						273 A La Salle						5 1							
						279 H Penn						7 4							
						97 H Saint Louis						0 10							
						97 H Saint Louis						3 7							
						97 H Saint Louis						1 4							
						114 H Manhattan						6 3							
						283 H Sacred Heart						13 1							
						59 H Wagner						1 11							

Non-Div. I Games:

Saint Joseph's

Average RPI Win:		190	WON-LOST RECORD		WINNING PCT. RANK		LAST 10 GAMES		STRENGTH OF SCHEDULE		OPP. STRENGTH OF SCHEDULE		TEAM RPI		ADJ RPI		CONF. RPI		ADJ CONF. RPI	
DIV. I ONLY			8-15-0		.34783 226		4-6-0		216		227		219		.46059 219		27		27	
DIV. I NON-CONF.			6-11-0		.35294 215		2-2-0		228		88		187		.48257 187		27		27	
TOTALS		RPI 1-25		RPI 26-50		W-L RECORDS		RPI 51-100		RPI 101-150		RPI 150+								
8-15-0		0-0-0		0-0-0		OVERALL		1-3-0		2-5-0		5-7-0								
1-2-0		0-0-0		0-0-0		HOME		0-0-0		0-0-0		1-2-0								
7-13-0		0-0-0		0-0-0		AWAY		1-3-0		2-5-0		4-5-0								
0-0-0		0-0-0		0-0-0		NEUTRAL		0-0-0		0-0-0		0-0-0								
6-11-0		0-0-0		0-0-0		NON-CONFERENCE		1-3-0		1-3-0		4-5-0								
0-0-0		0-0-0		0-0-0		HOME		0-0-0		0-0-0		0-0-0								
6-11-0		0-0-0		0-0-		AWAY		1-3-0		1-3-0		4-5-0								
0-0-0		0-0-0		0-0-0		NEUTRAL		0-0-0		0-0-0		0-0-0								
2-4-0		0-0-0		0-0-0		CONFERENCE		0-0-0		1-2-0		1-2-0								
1-2-0		0-0-0		0-0-0		HOME		0-0-0		0-0-0		1-2-0								
1-2-0		0-0-0		0-0-0		AWAY		0-0-0		1-2-0		0-0-0								
0-0-0		0-0-0		0-0-0		NEUTRAL		0-0-0		0-0-0		0-0-0								
RPI	S	Opponent	Score		RPI	S	Opponent	Score		RPI	S	Opponent	Score		RPI	S	Opponent	Score		
								56 A Jacksonville				3	7	108 A Ga. Southern				3	7	
								56 A Jacksonville				1	5	108 A Ga. Southern				3	4	
								56 A Jacksonville				4	11	108 A Ga. Southern				5	8	
								68 A St. John's (NY)				2	1	121 A Bethune-Cookman				7	3	
														149 A Canisius				3	5	
														149 A Canisius				2	3	
														149 A Canisius				1	0	
														151 A North Florida				16	12	
														151 A North Florida				1	5	
														151 A North Florida				1	6	
														210 A George Mason				13	5	
														210 A George Mason				5	7	
														210 A George Mason				1	7	
														250 A Hartford				11	13	
														256 A Central Conn. St.				4	1	
														277 H Niagara				6	5	
						277 H Niagara				8	13									
						277 H Niagara				5	6									
						290 A Savannah St.				6	0									
				LAST 10 GAMES																
				277 H Niagara				6	5	149 A Canisius				2	3					
				277 H Niagara				5	6	149 A Canisius				1	0					
				277 H Niagara				8	13	68 A St. John's (NY)				2	1					
				256 A Central Conn. St.				4	1	56 A Jacksonville				4	11					
				149 A Canisius				3	5	56 A Jacksonville				1	5					

Non-Div. I Games:

Fairfield

Average RPI Win: 188		WON-LOST	WINNING	LAST 10	STRENGTH OF		OPP. STRENGTH	TEAM	ADJ	CONF.	ADJ CONF.
Average RPI Loss: 139		RECORD	PCT. RANK	GAMES	SCHEDULE		OF SCHEDULE	RPI	RPI	RPI	RPI
DIV. I ONLY		10-16-0	.38462	212	3-7-0		211	124	220	.45969	220
DIV. I NON-CONF.		8-9-0	.47059	162	1-0-0		180	116	135	.5092	134
TOTALS		RPI 1-25	RPI 26-50		W-L RECORDS		RPI 51-100		RPI 101-150		RPI 150+
10-16-0		0-1-0	0-0-0		OVERALL		0-1-0		1-3-0		9-11-0
4-5-0		0-0-0	0-0-0		HOME		0-0-0		0-0-0		4-5-0
6-9-0		0-1-0	0-0-0		AWAY		0-0-0		1-3-0		5-5-0
0-2-0		0-0-0	0-0-0		NEUTRAL		0-1-0		0-0-0		0-1-0
8-9-0		0-1-0	0-0-0		NON-CONFERENCE		0-1-0		1-3-0		7-4-0
3-0-0		0-0-0	0-0-0		HOME		0-0-0		0-0-0		3-0-0
5-7-0		0-1-0	0-0-		AWAY		0-0-0		1-3-0		4-3-0
0-2-0		0-0-0	0-0-0		NEUTRAL		0-1-0		0-0-0		0-1-0
2-7-0		0-0-0	0-0-0		CONFERENCE		0-0-0		0-0-0		2-7-0
1-5-0		0-0-0	0-0-0		HOME		0-0-0		0-0-0		1-5-0
1-2-0		0-0-0	0-0-0		AWAY		0-0-0		0-0-0		1-2-0
0-0-0		0-0-0	0-0-0		NEUTRAL		0-0-0		0-0-0		0-0-0
RPI S	Opponent	Score	RPI S	Opponent	Score	RPI S	Opponent	Score	RPI S	Opponent	Score
19 A	Coastal Caro.	7 13				85 N	Maryl and	4 11	103 A	Virginia Tech	2 3
									112 A	Jacksonville St.	0 5
									112 A	Jacksonville St.	9 5
									112 A	Jacksonville St.	2 4
									151 A	North Florida	2 7
									151 A	North Florida	14 8
									151 A	North Florida	12 6
									152 H	UNC Asheville	2 8
									152 H	UNC Asheville	4 5
									152 H	UNC Asheville	12 5
									160 A	High Point	3 7
									160 A	High Point	6 15
									160 A	High Point	18 6
									161 A	Elon	1 2
									164 H	Gardner-Webb	4 5
									164 H	Gardner-Webb	4 8
									164 H	Gardner-Webb	10 20
									172 A	William & Mary	2 3
									172 A	William & Mary	2 1
									176 A	VMI	8 6
									191 N	Ball St.	0 7
									268 H	Youngstown St.	4 3
									268 H	Youngstown St.	6 4
									268 H	Youngstown St.	4 3
LAST 10 GAMES			LAST 10 GAMES			LAST 10 GAMES			LAST 10 GAMES		
			164 H	Gardner-Webb	4 8				160 A	High Point	6 15
			164 H	Gardner-Webb	4 5				160 A	High Point	3 7
			164 H	Gardner-Webb	10 20				152 H	UNC Asheville	12 5
			176 A	VMI	8 6				152 H	UNC Asheville	2 8
			160 A	High Point	18 6				152 H	UNC Asheville	4 5

Non-Div. I Games:

Radford

[illegible]

**Non-Div. I Games:**

UC Santa Barbara

Omaha

Average RPI Win:		240	WON-LOST RECORD		WINNING PCT. RANK		LAST 10 GAMES		STRENGTH OF SCHEDULE		OPP. STRENGTH OF SCHEDULE		TEAM RPI		ADJ RPI		CONF. RPI		ADJ CONF. RPI	
DIV. I ONLY			11-15-0		.42308 194		7-3-0		190		245		222		.45646 222		29		29	
DIV. I NON-CONF.			4-13-0		.23529 260		0-1-0		102		213		227		.45658 227		28		28	
TOTALS		RPI 1-25		RPI 26-50		W-L RECORDS		RPI 51-100		RPI 101-150		RPI 150+								
11-15-0		0-3-0		0-0-0		OVERALL		0-7-0		2-1-0		9-4-0								
7-2-0		0-0-0		0-0-0		HOME		0-0-0		2-1-0		5-1-0								
0-10-0		0-3-0		0-0-0		AWAY		0-7-0		0-0-0		0-0-0								
4-3-0		0-0-0		0-0-0		NEUTRAL		0-0-0		0-0-0		4-3-0								
4-13-0		0-3-0		0-0-0		NON-CONFERENCE		0-7-0		0-0-0		4-3-0								
0-0-0		0-0-0		0-0-0		HOME		0-0-0		0-0-0		0-0-0								
0-10-0		0-3-0		0-0-		AWAY		0-7-0		0-0-0		0-0-0								
4-3-0		0-0-0		0-0-0		NEUTRAL		0-0-0		0-0-0		4-3-0								
7-2-0		0-0-0		0-0-0		CONFERENCE		0-0-0		2-1-0		5-1-0								
7-2-0		0-0-0		0-0-0		HOME		0-0-0		2-1-0		5-1-0								
0-0-0		0-0-0		0-0-0		AWAY		0-0-0		0-0-0		0-0-0								
0-0-0		0-0-0		0-0-0		NEUTRAL		0-0-0		0-0-0		0-0-0								
RPI	S	Opponent		Score		RPI	S	Opponent		Score		RPI	S	Opponent		Score				
6	A	Wi chi ta St.		3 4								147	H	Oral Roberts		8 2				
6	A	Wi chi ta St.		0 3								69	A	Kansas St.		0 3				
6	A	Wi chi ta St.		2 6								87	A	BYU		1 8				
												87	A	BYU		3 13				
												87	A	BYU		4 6				
												95	A	Kansas		6 8				
												95	A	Kansas		2 6				
												206	N	Northwestern		1 3				
												206	N	Northwestern		14 8				
												206	N	Northwestern		10 5				
												262	N	Ohio		4 0				
												262	N	Ohio		2 5				
												262	N	Ohio		6 5				
												262	N	Ohio		1 4				
												269	H	South Dakota St.		8 5				
												269	H	South Dakota St.		2 6				
												269	H	South Dakota St.		5 3				
												289	H	Fort Wayne		15 0				
												289	H	Fort Wayne		7 0				
												289	H	Fort Wayne		12 8				
LAST 10 GAMES																				
269 H South Dakota St.						2 6		147 H Oral Roberts						8 2						
269 H South Dakota St.						8 5		147 H Oral Roberts						4 3						
269 H South Dakota St.						5 3		289 H Fort Wayne						12 8						
69 A Kansas St.						0 3		289 H Fort Wayne						7 0						
147 H Oral Roberts						8 16		289 H Fort Wayne						15 0						

Non-Div. I Games:

Omaha

Average RPI Win: 196		WON-LOST	WINNING	LAST 10	STRENGTH OF		OPP. STRENGTH	TEAM	ADJ		CONF.	ADJ CONF.
Average RPI Loss: 110		RECORD	PCT. RANK	GAMES	SCHEDULE		OF SCHEDULE	RPI	RPI		RPI	RPI
DIV. I ONLY		14-14-0	.5	144	5-5-0		259	66	223		13	13
DIV. I NON-CONF.		10-9-0	.52632	134	1-1-0		284	58	247		13	13
TOTALS		RPI 1-25	RPI 26-50		W-L RECORDS		RPI 51-100		RPI 101-150		RPI 150+	
14-14-0		0-4-0	0-1-0		OVERALL		1-2-0		2-1-0		11-6-0	
9-10-0		0-3-0	0-1-0		HOME		1-2-0		0-0-0		8-4-0	
5-4-0		0-1-0	0-0-0		AWAY		0-0-0		2-1-0		3-2-0	
0-0-0		0-0-0	0-0-0		NEUTRAL		0-0-0		0-0-0		0-0-0	
10-9-0		0-4-0	0-1-0		NON-CONFERENCE		0-0-0		0-0-0		10-4-0	
7-6-0		0-3-0	0-1-0		HOME		0-0-0		0-0-0		7-2-0	
3-3-0		0-1-0	0-0-		AWAY		0-0-0		0-0-0		3-2-0	
0-0-0		0-0-0	0-0-0		NEUTRAL		0-0-0		0-0-0		0-0-0	
4-5-0		0-0-0	0-0-0		CONFERENCE		1-2-0		2-1-0		1-2-0	
2-4-0		0-0-0	0-0-0		HOME		1-2-0		0-0-0		1-2-0	
2-1-0		0-0-0	0-0-0		AWAY		0-0-0		2-1-0		0-0-0	
0-0-0		0-0-0	0-0-0		NEUTRAL		0-0-0		0-0-0		0-0-0	
RPI S	Opponent	Score	RPI S	Opponent	Score	RPI S	Opponent	Score	RPI S	Opponent	Score	
20 A	Kentucky	3 4	33 H	Louisville	5 8	94 H	UTSA	0 5	118 A	Rice	0 4	
24 H	West Virginia	9 11				94 H	UTSA	9 5	118 A	Rice	5 4	
24 H	West Virginia	1 7				94 H	UTSA	4 10	118 A	Rice	4 0	
24 H	West Virginia	5 7							162 A	Eastern Ky.	13 9	
									162 H	Eastern Ky.	5 7	
									168 H	Middle Tenn.	10 7	
									168 H	Middle Tenn.	2 3	
									168 H	Middle Tenn.	7 8	
									182 H	Northern Ill.	0 5	
									182 H	Northern Ill.	10 2	
									182 H	Northern Ill.	9 5	
									182 H	Northern Ill.	1 0	
									216 A	Memphis	1 7	
									216 A	Memphis	0 4	
									216 A	Memphis	3 1	
									260 A	Belmont	15 7	
									260 H	Belmont	4 1	
									267 H	Bowling Green	9 3	
									267 H	Bowling Green	17 5	
									267 H	Bowling Green	5 4	
			LAST 10 GAMES									
			94 H	UTSA	9 5	118 A	Rice	5 4				
			94 H	UTSA	4 10	118 A	Rice	0 4				
			94 H	UTSA	0 5	33 H	Louisville	5 8				
			162 A	Eastern Ky.	13 9	168 H	Middle Tenn.	10 7				
			118 A	Rice	4 0	168 H	Middle Tenn.	7 8				

Non-Div. I Games:

Western Ky.

Average RPI Win: 185		WON-LOST RECORD		WINNING PCT. RANK		LAST 10 GAMES		STRENGTH OF SCHEDULE		OPP. STRENGTH OF SCHEDULE		TEAM RPI		ADJ RPI		CONF. RPI		ADJ CONF. RPI					
DIV. I ONLY		7-19-0		.26923		266		3-7-0		103		249		224		.45444		224		18		18	
DIV. I NON-CONF.		3-12-0		.2		266		0-1-0		133		260		249		.43735		249		18		18	
TOTALS		RPI 1-25		RPI 26-50		W-L RECORDS		RPI 51-100		RPI 101-150		RPI 150+											
7-19-0		0-3-0		0-3-0		OVERALL		1-1-0		2-3-0		4-9-0											
2-7-0		0-0-0		0-0-0		HOME		1-1-0		0-2-0		1-4-0											
4-8-0		0-3-0		0-3-0		AWAY		0-0-0		2-1-0		2-1-0											
1-4-0		0-0-0		0-0-0		NEUTRAL		0-0-0		0-0-0		1-4-0											
3-12-0		0-3-0		0-3-0		NON-CONFERENCE		0-0-0		0-0-0		3-6-0											
0-1-0		0-0-0		0-0-0		HOME		0-0-0		0-0-0		0-1-0											
2-7-0		0-3-0		0-0-		AWAY		0-0-0		0-0-0		2-1-0											
1-4-0		0-0-0		0-0-0		NEUTRAL		0-0-0		0-0-0		1-4-0											
4-7-0		0-0-0		0-0-0		CONFERENCE		1-1-0		2-3-0		1-3-0											
2-6-0		0-0-0		0-0-0		HOME		1-1-0		0-2-0		1-3-0											
2-1-0		0-0-0		0-0-0		AWAY		0-0-0		2-1-0		0-0-0											
0-0-0		0-0-0		0-0-0		NEUTRAL		0-0-0		0-0-0		0-0-0											
RPI	S	Opponent		Score		RPI	S	Opponent		Score		RPI	S	Opponent		Score							
11	A	Arkansas		2	14	40	A	Duke		0	7	80	H	Holy Cross		4	9						
11	A	Arkansas		1	3	40	A	Duke		5	13	80	H	Holy Cross		5	0						
11	A	Arkansas		4	32	40	A	Duke		4	6												
		</																					

Non-Div. I Games:

Bucknell I



Average RPI Win: 237		WON-LOST RECORD		WINNING PCT. RANK		LAST 10 GAMES		STRENGTH OF SCHEDULE		OPP. STRENGTH OF SCHEDULE		TEAM RPI		ADJ RPI		CONF. RPI		ADJ CONF. RPI	
DIV. I ONLY		11-15-0		.42308 194		5-5-0		246		271		226		.45365 225		18		18	
DIV. I NON-CONF.		10-10-0		.5 141		4-0-0		241		287		186		.48298 186		18		18	
TOTALS		RPI 1-25		RPI 26-50		W-L RECORDS		RPI 51-100		RPI 101-150		RPI 150+							
11-15-0		0-0-0		0-0-0		OVERALL		0-6-0		0-1-0		11-8-0							
1-3-0		0-0-0		0-0-0		HOME		0-3-0		0-0-0		1-0-0							
7-10-0		0-0-0		0-0-0		AWAY		0-1-0		0-1-0		7-8-0							
3-2-0		0-0-0		0-0-0		NEUTRAL		0-2-0		0-0-0		3-0-0							
10-10-0		0-0-0		0-0-0		NON-CONFERENCE		0-3-0		0-1-0		10-6-0							
1-0-0		0-0-0		0-0-0		HOME		0-0-0		0-0-0		1-0-0							
6-8-0		0-0-0		0-0-		AWAY		0-1-0		0-1-0		6-6-0							
3-2-0		0-0-0		0-0-0		NEUTRAL		0-2-0		0-0-0		3-0-0							
1-5-0		0-0-0		0-0-0		CONFERENCE		0-3-0		0-0-0		1-2-0							
0-3-0		0-0-0		0-0-0		HOME		0-3-0		0-0-0		0-0-0							
1-2-0		0-0-0		0-0-0		AWAY		0-0-0		0-0-0		1-2-0							
0-0-0		0-0-0		0-0-0		NEUTRAL		0-0-0		0-0-0		0-0-0							
RPI	S	Opponent	Score	RPI	S	Opponent	Score	RPI	S	Opponent	Score	RPI	S	Opponent	Score				
								80	H	Holy Cross	4 11	142	A	Richmond	0 7				
								80	H	Holy Cross	2 4	162	N	Eastern Ky.	5 4				
								80	H	Holy Cross	0 8	172	A	William & Mary	2 12				
								89	A	UNCW	4 5	187	A	Davi dson	7 1				
								100	N	Butler	1 12	187	A	Davi dson	3 7				
								100	N	Butler	6 15	187	A	Davi dson	4 1				
												200	A	Lafayette	7 8				
												200	A	Lafayette	5 2				
												200	A	Lafayette	0 1				
												226	N	Monmouth	10 3				
												235	N	Yale	3 1				
												253	A	N. C. A&T	4 8				
												253	A	N. C. A&T	3 2				
												253	A	N. C. A&T	5 11				
												274	A	Ri der	5 3				
												293	H	Saint Peter's	14 0				
												295	A	Norfol k St.	11 5				
												295	A	Norfol k St.	3 5				
												295	A	Norfol k St.	3 7				
												295	A	Norfol k St.	19 3				
LAST 10 GAMES																			
								80	H	Holy Cross	0 8	200	A	Lafayette	7 8				
								80	H	Holy Cross	4 11	200	A	Lafayette	5 2				
								80	H	Holy Cross	2 4	200	A	Lafayette	0 1				
								293	H	Saint Peter's	14 0	235	N	Yale	3 1				
								274	A	Ri der	5 3	226	N	Monmouth	10 3				

Non-Div. I Games:

Lehigh

Average RPI Win:		203	WON-LOST RECORD		WINNING PCT. RANK		LAST 10 GAMES		STRENGTH OF SCHEDULE		OPP. STRENGTH OF SCHEDULE		TEAM RPI		ADJ RPI		CONF. RPI		ADJ CONF. RPI	
DIV. I ONLY			7-15-0		.31818 239		3-7-0		155		272		227		.45273 226		27		27	
DIV. I NON-CONF.			4-12-0		.25 252		0-4-0		162		269		245		.44331 245		27		27	
TOTALS		RPI 1-25		RPI 26-50		W-L RECORDS		RPI 51-100		RPI 101-150		RPI 150+								
7-15-0		0-0-0		0-0-0		OVERALL		0-4-0		2-2-0		5-9-0								
2-2-0		0-0-0		0-0-0		HOME		0-0-0		2-1-0		0-1-0								
3-10-0		0-0-0		0-0-0		AWAY		0-3-0		0-1-0		3-6-0								
2-3-0		0-0-0		0-0-0		NEUTRAL		0-1-0		0-0-0		2-2-0								
4-12-0		0-0-0		0-0-0		NON-CONFERENCE		0-4-0		0-1-0		4-7-0								
0-1-0		0-0-0		0-0-0		HOME		0-0-0		0-0-0		0-1-0								
2-8-0		0-0-0		0-0-		AWAY		0-3-0		0-1-0		2-4-0								
2-3-0		0-0-0		0-0-0		NEUTRAL		0-1-0		0-0-0		2-2-0								
3-3-0		0-0-0		0-0-0		CONFERENCE		0-0-0		2-1-0		1-2-0								
2-1-0		0-0-0		0-0-0		HOME		0-0-0		2-1-0		0-0-0								
1-2-0		0-0-0		0-0-0		AWAY		0-0-0		0-0-0		1-2-0								
0-0-0		0-0-0		0-0-0		NEUTRAL		0-0-0		0-0-0		0-0-0								
RPI	S	Opponent	Score	RPI	S	Opponent	Score	RPI	S	Opponent	Score	RPI	S	Opponent	Score					
								62	A	DBU	4	7		142	A	Ri chmond	6	7		
								62	A	DBU	3	5		149	H	Cani si us	4	2		
								62	A	DBU	4	15		149	H	Cani si us	9	3		
								68	N	St. John's (NY)	0	3		149	H	Cani si us	5	7		
														179	A	George Washi ngton	7	3		
														179	A	George Washi ngton	6	18		
														179	A	George Washi ngton	4	6		
														214	A	Mari st	3	4		
														214	A	Mari st	13	6		
														214	A	Mari st	3	5		
														217	H	Hofstra	6	14		
														225	N	Lehi gh	3	10		
														228	N	Penn St.	9	8		
														235	N	Yal e	4	11		
														247	A	Del aware	1	2		
														247	A	Del aware	15	2		
														247	A	Del aware	6	7		
														255	N	UMBC	17	5		
LAST 10 GAMES																				
149 H Cani si us				9 3				214 A Mari st				3 5								
149 H Cani si us				5 7				214 A Mari st				13 6								
149 H Cani si us				4 2				142 A Ri chmond				6 7								
217 H Hofstra				6 14				225 N Lehi gh				3 10								
214 A Mari st				3 4				235 N Yal e				4 11								

**Non-Div. I Games:**

Monmouth

Average RPI Win:		246	WON-LOST		WINNING		LAST 10		STRENGTH OF		OPP. STRENGTH		TEAM	ADJ		CONF.	ADJ CONF.	
Average RPI Loss:		63	RECORD		PCT. RANK		GAMES		SCHEDULE		OF SCHEDULE		RPI	RPI		RPI	RPI	
DIV. I ONLY			5-14-0		.26316	271	0-8-0		118		161		225	.45239		227	8	8
DIV. I NON-CONF.			5-14-0		.26316	249	0-8-0		108		165		231	.45239		234	7	7
TOTALS		RPI 1-25		RPI 26-50			W-L RECORDS			RPI 51-100			RPI 101-150			RPI 150+		
5-14-0		0-4-0		0-6-0			OVERALL			1-0-0			0-3-0			4-1-0		
4-0-0		0-0-0		0-0-0			HOME			0-0-0			0-0-0			4-0-0		
0-12-0		0-0-0		0-2-0			AWAY			0-0-0			0-0-0			0-0-0		
1-2-0		0-1-0		0-0-0			NEUTRAL			1-0-0			0-0-0			0-1-0		
5-14-0		0-4-0		0-6-0			NON-CONFERENCE			1-0-0			0-3-0			4-1-0		
4-0-0		0-0-0		0-0-0			HOME			0-0-0			0-0-0			4-0-0		
0-12-0		0-3-0		0-0-			AWAY			0-0-0			0-3-0			0-0-0		
1-2-0		0-1-0		0-0-0			NEUTRAL			1-0-0			0-0-0			0-1-0		
0-0-0		0-0-0		0-0-0			CONFERENCE			0-0-0			0-0-0			0-0-0		
0-0-0		0-0-0		0-0-0			HOME			0-0-0			0-0-0			0-0-0		
0-0-0		0-0-0		0-0-0			AWAY			0-0-0			0-0-0			0-0-0		
0-0-0		0-0-0		0-0-0			NEUTRAL			0-0-0			0-0-0			0-0-0		
RPI	S	Opponent		Score		RPI	S	Opponent		Score		RPI	S	Opponent		Score		
14	A	Creighton		1	2	34	A	Iowa		3	10	83	N	Fordham		9	8	
14	A	Creighton		7	12	34	A	Iowa		3	8	122	A	Kennesaw St.		6	8	
14	A	Creighton		4	5	34	A	Iowa		3	4	122	A	Kennesaw St.		9	10	
20	N	Kentucky		4	8	34	A	Iowa		3	4	122	A	Kennesaw St.		6	7	
						36	A	FGCU		2	4	239	N	Dayton		3	6	
						36	A	FGCU		0	10	267	H	Bowling Green		3	2	
						36	A	FGCU		3	7	294	H	Western Ill.		4	0	
												294	H	Western Ill.		6	3	
												294	H	Western Ill.		8	0	
LAST 10 GAMES						LAST 10 GAMES						LAST 10 GAMES						
14	A	Creighton		7	12	34	A	Iowa		3	8	34	A	FGCU		3	7	
14	A	Creighton		4	5	36	A	FGCU		3	7	36	A	FGCU		2	4	
14	A	Creighton		1	2	36	A	FGCU		0	10	36	A	FGCU		0	10	
34	A	Iowa		3	4	267	H	Bowling Green		3	2							
34	A	Iowa		3	10													

Non-Div. I Games: Oakland City 6 8 Oakland City 3 2

Average RPI Win:	161	WON-LOST RECORD	WINNING PCT. RANK	LAST 10 GAMES	STRENGTH OF SCHEDULE	OPP. STRENGTH OF SCHEDULE	TEAM RPI	ADJ RPI	CONF. RPI	ADJ CONF. RPI	
Average RPI Loss:	169										
DIV. I ONLY	7-15-0	.31818	239	3-7-0	162	241	228	.4516	228	9	9
DIV. I NON-CONF.	6-10-0	.375	203	2-2-0	215	249	229	.45526	229	8	8
<hr/>											
TOTALS	RPI 1-25	RPI 26-50		W-L RECORDS	RPI 51-100		RPI 101-150		RPI 150+		
7-15-0	0-0-0	0-0-0		OVERALL	0-4-0		1-2-0		6-9-0		
2-5-0	0-0-0	0-0-0		HOME	0-3-0		0-0-0		2-2-0		
5-7-0	0-0-0	0-0-0		AWAY	0-0-0		1-2-0		4-5-0		
0-3-0	0-0-0	0-0-0		NEUTRAL	0-1-0		0-0-0		0-2-0		
6-10-0	0-0-0	0-0-0		NON-CONFERENCE	0-1-0		0-0-0		6-9-0		
2-2-0	0-0-0	0-0-0		HOME	0-0-0		0-0-0		2-2-0		
4-5-0	0-0-0	0-0-		AWAY	0-0-0		0-0-0		4-5-0		
0-3-0	0-0-0	0-0-0		NEUTRAL	0-1-0		0-0-0		0-2-0		
1-5-0	0-0-0	0-0-0		CONFERENCE	0-3-0		1-2-0		0-0-0		
0-3-0	0-0-0	0-0-0		HOME	0-3-0		0-0-0		0-0-0		
1-2-0	0-0-0	0-0-0		AWAY	0-0-0		1-2-0		0-0-0		
0-0-0	0-0-0	0-0-0		NEUTRAL	0-0-0		0-0-0		0-0-0		
RPI	S	Opponent	Score	RPI	S	Opponent	Score	RPI	S	Opponent	Score

Non-Div. I Games:

Penn St.

Average RPI Win:		185	WON-LOST RECORD		WINNING PCT. RANK		LAST 10 GAMES		STRENGTH OF SCHEDULE		OPP. STRENGTH OF SCHEDULE		TEAM RPI		ADJ RPI		CONF. RPI		ADJ CONF. RPI		
DIV. I ONLY			12-14-0		.46154 168		4-6-0		218		110		229		.45123 229		14		14		
DIV. I NON-CONF.			9-11-0		.45 174		1-3-0		136		125		208		.47023 208		15		15		
TOTALS		RPI 1-25		RPI 26-50		W-L RECORDS		RPI 51-100		RPI 101-150		RPI 150+									
12-14-0		2-2-0		0-4-0		OVERALL		1-0-0		1-2-0		8-6-0									
9-11-0		2-2-0		0-4-0		HOME		0-0-0		1-2-0		6-3-0									
3-3-0		0-0-0		0-0-0		AWAY		1-0-0		0-0-0		2-3-0									
0-0-0		0-0-0		0-0-0		NEUTRAL		0-0-0		0-0-0		0-0-0									
9-11-0		2-2-0		0-4-0		NON-CONFERENCE		1-0-0		1-2-0		5-3-0									
7-10-0		2-2-0		0-4-0		HOME		0-0-0		1-2-0		4-2-0									
2-1-0		0-0-0		0-0-		AWAY		1-0-0		0-0-0		1-1-0									
0-0-0		0-0-0		0-0-0		NEUTRAL		0-0-0		0-0-0		0-0-0									
3-3-0		0-0-0		0-0-0		CONFERENCE		0-0-0		0-0-0		3-3-0									
2-1-0		0-0-0		0-0-0		HOME		0-0-0		0-0-0		2-1-0									
1-2-0		0-0-0		0-0-0		AWAY		0-0-0		0-0-0		1-2-0									
0-0-0		0-0-0		0-0-0		NEUTRAL		0-0-0		0-0-0		0-0-0									
RPI	S	Opponent		Score		RPI	S	Opponent		Score		RPI	S	Opponent		Score					
8	H	Georgia		4	9	33	H	Louisville		3	8	65	A	South Carolina		4	3				
22	H	UConn		3	17	37	H	Indiana St.		3	7			Ga. Southern		3	9				
22	H	UConn		4	2	37	H	Indiana St.		2	5			Richmond		5	2				
22	H	UConn		4	2	37	H	Indiana St.		3	10			Richmond		3	13				
														176 A VMI		3	12				
														176 A VMI		4	12				
														176 A VMI		5	0				
														185 A Winthrop		1	8				
														210 H George Mason		3	0				
														259 H Western Caro.		5	1				
														259 H Western Caro.		9	3				
														259 H Western Caro.		5	8				
														261 A Charleston So.		8	1				
														261 H Charleston So.		3	6				
														261 H Charleston So.		6	2				
														273 H La Salle		8	7				
														273 H La Salle		7	6				
														273 H La Salle		4	6				
LAST 10 GAMES																					
						176 A VMI						4	12	259 H Western Caro.						5	1
						176 A VMI						3	12	65 A South Carolina						4	3
						176 A VMI						5	0	37 H Indiana St.						2	5
						259 H Western Caro.						9	3	37 H Indiana St.						3	7
						259 H Western Caro.						5	8	37 H Indiana St.						3	10

Non-Div. I Games:

The Citadel



Average RPI Win:	262	WON-LOST RECORD	WINNING PCT. RANK	LAST 10 GAMES	STRENGTH OF SCHEDULE	OPP. STRENGTH OF SCHEDULE	TEAM RPI	ADJ RPI	CONF. RPI	ADJ CONF. RPI	
Average RPI Loss:	150										
DIV. I ONLY	13-10-0	.56522	111	7-3-0	287	239	232	.44999	231	28	28
DIV. I NON-CONF.	8-9-0	.47059	162	2-2-0	291	155	258	.42655	258	29	29
<hr/>											
TOTALS	RPI 1-25	RPI 26-50		W-L RECORDS	RPI 51-100		RPI 101-150		RPI 150+		
13-10-0	0-0-0	1-3-0		OVERALL	0-1-0		0-1-0		12-5-0		
6-2-0	0-0-0	0-0-0		HOME	0-0-0		0-1-0		6-1-0		
6-6-0	0-0-0	1-3-0		AWAY	0-1-0		0-0-0		5-2-0		
1-2-0	0-0-0	0-0-0		NEUTRAL	0-0-0		0-0-0		1-2-0		
8-9-0	0-0-0	1-3-0		NON-CONFERENCE	0-1-0		0-1-0		7-4-0		
4-1-0	0-0-0	0-0-0		HOME	0-0-0		0-1-0		4-0-0		
3-6-0	0-0-0	1-0-		AWAY	0-1-0		0-0-0		2-2-0		
1-2-0	0-0-0	0-0-0		NEUTRAL	0-0-0		0-0-0		1-2-0		
5-1-0	0-0-0	0-0-0		CONFERENCE	0-0-0		0-0-0		5-1-0		
2-1-0	0-0-0	0-0-0		HOME	0-0-0		0-0-0		2-1-0		
3-0-0	0-0-0	0-0-0		AWAY	0-0-0		0-0-0		3-0-0		
0-0-0	0-0-0	0-0-0		NEUTRAL	0-0-0		0-0-0		0-0-0		
RPI	S	Opponent	Score	RPI	S	Opponent	Score	RPI	S	Opponent	Score
				30	A	Col. of Charleston	7 2				
				30	A	Col. of Charleston	2 8				
				30	A	Col. of Charleston	0 7				
				30	A	Col. of Charleston	4 11				
									</		

Non-Div. I Games:

LIU Brooklyn








Average RPI Win:		201	WON-LOST RECORD		WINNING PCT. RANK		LAST 10 GAMES		STRENGTH OF SCHEDULE		OPP. STRENGTH OF SCHEDULE		TEAM RPI		ADJ RPI		CONF. RPI		ADJ CONF. RPI		
DIV. I ONLY			12-14-0		.46154 168		6-4-0		245		98		234		.44924 233		23		23		
DIV. I NON-CONF.			7-13-0		.35 217		1-3-0		249		50		263		.42318 263		26		26		
TOTALS		RPI 1-25		RPI 26-50		W-L RECORDS		RPI 51-100		RPI 101-150		RPI 150+									
12-14-0		0-0-0		0-1-0		OVERALL		2-4-0		1-4-0		9-5-0									
9-7-0		0-0-0		0-0-0		HOME		2-3-0		1-1-0		6-3-0									
2-7-0		0-0-0		0-1-0		AWAY		0-1-0		0-3-0		2-2-0									
1-0-0		0-0-0		0-0-0		NEUTRAL		0-0-0		0-0-0		1-0-0									
7-13-0		0-0-0		0-1-0		NON-CONFERENCE		2-4-0		1-4-0		4-4-0									
6-7-0		0-0-0		0-0-0		HOME		2-3-0		1-1-0		3-3-0									
0-6-0		0-0-0		0-0-		AWAY		0-1-0		0-3-0		0-1-0									
1-0-0		0-0-0		0-0-0		NEUTRAL		0-0-0		0-0-0		1-0-0									
5-1-0		0-0-0		0-0-0		CONFERENCE		0-0-0		0-0-0		5-1-0									
3-0-0		0-0-0		0-0-0		HOME		0-0-0		0-0-0		3-0-0									
2-1-0		0-0-0		0-0-0		AWAY		0-0-0		0-0-0		2-1-0									
0-0-0		0-0-0		0-0-0		NEUTRAL		0-0-0		0-0-0		0-0-0									
RPI	S	Opponent		Score		RPI	S	Opponent		Score		RPI	S	Opponent		Score					
				50	A	San Di ego St.		4	5	66	A	San Di ego		4	8	119	A	Cal St. Fullerton		3	7
										86	H	TCU		6	14	119	A	Cal St. Fullerton		0	2
										86	H	TCU		2	3	119	A	Cal St. Fullerton		2	10
										86	H	TCU		9	8	146	H	CSUN		13	8
										95	H	Kansas		12	2	146	H	CSUN		1	4
										95	H	Kansas		5	6	163	H	Val parai so		7	11
																163	H	Val parai so		6	12
																166	H	Washington St.		4	5
																180	A	UC Ri versi de		8	9
																188	N	Cal Poly		5	1
																228	H	Penn St.		8	7
																228	H	Penn St.		8	7
																228	H	Penn St.		8	1
																234	A	Northern Colo.		9	6
																234	A	Northern Colo.		18	1
																234	A	Northern Colo.		4	7
																249	H	Chi cago St.		11	2
																249	H	Chi cago St.		3	2
																249	H	Chi cago St.		13	5
LAST 10 GAMES																					
				234	A	Northern Colo.		4	7	249	H	Chi cago St.		3	2						
				234	A	Northern Colo.		9	6	95	H	Kansas		5	6						
				234	A	Northern Colo.		18	1	95	H	Kansas		12	2						
				249	H	Chi cago St.		11	2	119	A	Cal St. Fullerton		0	2						
				249	H	Chi cago St.		13	5	119	A	Cal St. Fullerton		2	10						

Non-Div. I Games:

Grand Canyon

Average RPI Win: 204		WON-LOST RECORD		WINNING PCT. RANK		LAST 10 GAMES		STRENGTH OF SCHEDULE		OPP. STRENGTH OF SCHEDULE		TEAM RPI		ADJ RPI		CONF. RPI		ADJ CONF. RPI	
DIV. I ONLY		14-11-0		.56 112		4-5-0		288		131		230		.44914 234		23		23	
DIV. I NON-CONF.		12-7-0		.63158 80		2-1-0		292		84		218		.46189 222		26		26	
TOTALS		RPI 1-25		RPI 26-50		W-L RECORDS		RPI 51-100		RPI 101-150		RPI 150+							
14-11-0		0-0-0		0-0-0		OVERALL		1-1-0		1-3-0		12-7-0							
7-5-0		0-0-0		0-0-0		HOME		0-0-0		0-1-0		7-4-0							
7-6-0		0-0-0		0-0-0		AWAY		1-1-0		1-2-0		5-3-0							
0-0-0		0-0-0		0-0-0		NEUTRAL		0-0-0		0-0-0		0-0-0							
12-7-0		0-0-0		0-0-0		NON-CONFERENCE		1-1-0		0-1-0		11-5-0							
6-3-0		0-0-0		0-0-0		HOME		0-0-0		0-1-0		6-2-0							
6-4-0		0-0-0		0-0-		AWAY		1-1-0		0-0-0		5-3-0							
0-0-0		0-0-0		0-0-0		NEUTRAL		0-0-0		0-0-0		0-0-0							
2-4-0		0-0-0		0-0-0		CONFERENCE		0-0-0		1-2-0		1-2-0							
1-2-0		0-0-0		0-0-0		HOME		0-0-0		0-0-0		1-2-0							
1-2-0		0-0-0		0-0-0		AWAY		0-0-0		1-2-0		0-0-0							
0-0-0		0-0-0		0-0-0		NEUTRAL		0-0-0		0-0-0		0-0-0							
RPI	S	Opponent	Score	RPI	S	Opponent	Score	RPI	S	Opponent	Score	RPI	S	Opponent	Score				
								74	A	Nebraska	2 14	107	H	Air Force	6 12				
								74	A	Nebraska	6 3	140	A	Utah Valley	8 4				
												140	A	Utah Valley	14 15				
												140	A	Utah Valley	5 15				
												181	A	UC Davis	12 2				
												181	A	UC Davis	6 4				
												181	A	UC Davis	2 6				
												181	A	UC Davis	5 3				
												194	H	North Dakota St.	3 6				
												194	H	North Dakota St.	2 4				
												194	H	North Dakota St.	17 4				
												194	H	North Dakota St.	9 7				
												204	A	San Jose St.	10 11				
												204	A	San Jose St.	12 7				
												204	A	San Jose St.	4 7				
												204	A	San Jose St.	6 5				
												233	H	Grand Canyon	6 9				
												233	H	Grand Canyon	7 4				
												233	H	Grand Canyon	1 18				
												269	H	South Dakota St.	3 2				
												269	H	South Dakota St.	5 4				
												269	H	South Dakota St.	8 2				
												269	H	South Dakota St.	11 7				
LAST 10 GAMES																			
								233	H	Grand Canyon	7 4	140	A	Utah Valley	8 4				
								233	H	Grand Canyon	6 9	107	H	Air Force	6 12				
								233	H	Grand Canyon	1 18	181	A	UC Davis	5 3				
								140	A	Utah Valley	5 15	181	A	UC Davis	12 2				
								140	A	Utah Valley	14 15	181	A	UC Davis	6 4				
Non-Div. I Games:		Mont. St. Billings		5	9	Mont. St. Billings		6	1	Mont. St. Billings		18	6	Regis (CO)		35	11		
Northern Colo.																			

**Non-Div. I Games:**

 Tie,  Loss,  Non-Conf, S Site, H Home, A Away, N Neutral Page 235

Average RPI Win: 160		WON-LOST	WINNING	LAST 10	STRENGTH OF		OPP. STRENGTH	TEAM	ADJ	CONF.	ADJ CONF.			
Average RPI Loss: 180		RECORD	PCT. RANK	GAMES	SCHEDULE		OF SCHEDULE	RPI	RPI	RPI	RPI			
DIV. I ONLY		6-18-0	.25	276	3-7-0		142	273	236	.44823	236			
DIV. I NON-CONF.		3-12-0	.2	266	0-1-0		117	220	226	.45686	226			
TOTALS		RPI 1-25	RPI 26-50		W-L RECORDS		RPI 51-100		RPI 101-150		RPI 150+			
6-18-0		1-0-0	0-0-0		OVERALL		1-2-0		0-3-0		4-13-0			
1-3-0		0-0-0	0-0-0		HOME		0-0-0		0-0-0		1-3-0			
5-15-0		1-0-0	0-0-0		AWAY		1-2-0		0-3-0		3-10-0			
0-0-0		0-0-0	0-0-0		NEUTRAL		0-0-0		0-0-0		0-0-0			
3-12-0		1-0-0	0-0-0		NON-CONFERENCE		1-2-0		0-3-0		1-7-0			
0-1-0		0-0-0	0-0-0		HOME		0-0-0		0-0-0		0-1-0			
3-11-0		1-0-0	0-0-		AWAY		1-2-0		0-3-0		1-6-0			
0-0-0		0-0-0	0-0-0		NEUTRAL		0-0-0		0-0-0		0-0-0			
3-6-0		0-0-0	0-0-0		CONFERENCE		0-0-0		0-0-0		3-6-0			
1-2-0		0-0-0	0-0-0		HOME		0-0-0		0-0-0		1-2-0			
2-4-0		0-0-0	0-0-0		AWAY		0-0-0		0-0-0		2-4-0			
0-0-0		0-0-0	0-0-0		NEUTRAL		0-0-0		0-0-0		0-0-0			
RPI	S	Opponent	Score		RPI	S	Opponent	Score		RPI	S	Opponent	Score	
20	A	Kentucky	8 6							84	A	ETSU	2 6	
										84	A	ETSU	5 4	
										84	A	ETSU	2 7	
										129	A	La. -Monroe	10 13	
										129	A	La. -Monroe	5 9	
										129	A	La. -Monroe	9 21	
										171	H	Wright St.	12 11	
										171	H	Wright St.	2 14	
										171	H	Wright St.	5 12	
										178	A	Lipscomb	6 11	
										178	A	Lipscomb	5 9	
										178	A	Lipscomb	2 1	
										178	A	Lipscomb	4 12	
										197	A	Miami (OH)	0 2	
										197	A	Miami (OH)	2 10	
										197	H	Miami (OH)	9 11	
										198	A	Cincinnati	3 5	
										240	A	Ill. -Chicago	0 5	
										240	A	Ill. -Chicago	3 4	
										240	A	Ill. -Chicago	6 1	
										268	A	Youngstown St.	2 9	
										268	A	Youngstown St.	1 3	
										268	A	Youngstown St.	12 5	
					LAST 10 GAMES									
					171	H	Wright St.	2 14		268	A	Youngstown St.	1 3	
					171	H	Wright St.	12 11		240	A	Ill. -Chicago	0 5	
					171	H	Wright St.	5 12		240	A	Ill. -Chicago	6 1	
					268	A	Youngstown St.	12 5		240	A	Ill. -Chicago	3 4	
					268	A	Youngstown St.	2 9		197	H	Miami (OH)	9 11	

Non-Div. I Games:

Northern Ky.

Average RPI Win: 225		WON-LOST	WINNING	LAST 10	STRENGTH OF		OPP. STRENGTH	TEAM	ADJ	CONF.	ADJ CONF.
Average RPI Loss: 114		RECORD	PCT. RANK	GAMES	SCHEDULE		OF SCHEDULE	RPI	RPI	RPI	RPI
DIV. I ONLY		11-14-0	.44	188	3-7-0		227	202	237	.44754	237
DIV. I NON-CONF.		9-9-0	.5	141	2-2-0		236	229	209	.46995	209
TOTALS		RPI 1-25	RPI 26-50		W-L RECORDS		RPI 51-100		RPI 101-150		RPI 150+
11-14-0	0-0-0	0-0-0		OVERALL		1-9-0		1-3-0		9-2-0	
2-7-0	0-0-0	0-0-0		HOME		1-5-0		1-2-0		0-0-0	
1-2-0	0-0-0	0-0-0		AWAY		0-1-0		0-0-0		1-1-0	
8-5-0	0-0-0	0-0-0		NEUTRAL		0-3-0		0-1-0		8-1-0	
9-9-0	0-0-0	0-0-0		NON-CONFERENCE		1-6-0		0-1-0		8-2-0	
1-2-0	0-0-0	0-0-0		HOME		1-2-0		0-0-0		0-0-0	
1-2-0	0-0-0	0-0-0		AWAY		0-1-0		0-0-0		1-1-0	
7-5-0	0-0-0	0-0-0		NEUTRAL		0-3-0		0-1-0		7-1-0	
2-5-0	0-0-0	0-0-0		CONFERENCE		0-3-0		1-2-0		1-0-0	
1-5-0	0-0-0	0-0-0		HOME		0-3-0		1-2-0		0-0-0	
0-0-0	0-0-0	0-0-0		AWAY		0-0-0		0-0-0		0-0-0	
1-0-0	0-0-0	0-0-0		NEUTRAL		0-0-0		0-0-0		1-0-0	
RPI S	Opponent	Score	RPI S	Opponent	Score	RPI S	Opponent	Score	RPI S	Opponent	Score
						63 H	Kent St.	2 6	134 H	Toledo	4 13
						63 H	Kent St.	3 8	134 H	Toledo	0 3
						63 H	Kent St.	6 12	134 H	Toledo	5 0
						82 A	Michigan	6 7	141 N	FIU	2 4
						90 N	Purdue	4 10	186 A	Campbell	1 5
						90 N	Purdue	1 5	197 N	Miami (OH)	4 2
						90 N	Purdue	1 5	218 N	Saint Joseph's	8 5
						100 H	Butler	3 13	235 N	Yale	6 0
						100 H	Butler	0 3	242 A	Michigan St.	6 1
						100 H	Butler	4 1	265 N	St. Bonaventure	8 4
									265 N	St. Bonaventure	9 2
									265 N	St. Bonaventure	1 0
									266 N	Georgetown	5 9
									266 N	Georgetown	12 7
									284 N	Villanova	6 0
LAST 10 GAMES											
						63 H	Kent St.	6 12	134 H	Toledo	0 3
						63 H	Kent St.	2 6	134 H	Toledo	5 0
						63 H	Kent St.	3 8	82 A	Michigan	6 7
						242 A	Michigan St.	6 1	100 H	Butler	3 13
						134 H	Toledo	4 13	100 H	Butler	4 1

Non-Div. I Games:

Western Mich.

Average RPI Win:	215	WON-LOST	WINNING	LAST 10	STRENGTH OF	OPP. STRENGTH	TEAM	ADJ	CONF.	ADJ CONF.					
Average RPI Loss:	123	RECORD	PCT. RANK	GAMES	SCHEDULE	OF SCHEDULE	RPI	RPI	RPI	RPI					
DIV. I ONLY	8-18-1	.31481	246	6-3-0	229	143	238	.44535	238	21	21				
DIV. I NON-CONF.	4-16-1	.21429	264	2-1-0	229	120	272	.41476	272	21	21				
TOTALS	RPI 1-25	RPI 26-50	W-L RECORDS	RPI 51-100	RPI 101-150	RPI 150+									
8-18-1	0-0-0	0-2-0	OVERALL	0-5-0	0-5-1	8-6-0									
1-2-0	0-0-0	0-0-0	HOME	0-0-0	0-0-0	1-2-0									
5-12-1	0-0-0	0-1-0	AWAY	0-4-0	0-3-1	5-4-0									
2-4-0	0-0-0	0-1-0	NEUTRAL	0-1-0	0-2-0	2-0-0									
4-16-1	0-0-0	0-2-0	NON-CONFERENCE	0-5-0	0-5-1	4-4-0									
1-2-0	0-0-0	0-0-0	HOME	0-0-0	0-0-0	1-2-0									
1-10-1	0-0-0	0-0-	AWAY	0-4-0	0-3-1	1-2-0									
2-4-0	0-0-0	0-1-0	NEUTRAL	0-1-0	0-2-0	2-0-0									
4-2-0	0-0-0	0-0-0	CONFERENCE	0-0-0	0-0-0	4-2-0									
0-0-0	0-0-0	0-0-0	HOME	0-0-0	0-0-0	0-0-0									
4-2-0	0-0-0	0-0-0	AWAY	0-0-0	0-0-0	4-2-0									
0-0-0	0-0-0	0-0-0	NEUTRAL	0-0-0	0-0-0	0-0-0									
RPI S Opponent	Score	RPI S Opponent	Score	RPI S Opponent	Score	RPI S Opponent	Score								
		31 A Stetson	3 5	55 A South Fla.	0 6	103 N Virginia Tech	3 4								
		43 N Seton Hall	4 10	55 A South Fla.	6 10	103 N Virginia Tech	4 7								
				55 A South Fla.	2 3	116 A New Mexico	9 20								
				82 A Michigan	5 8	116 A New Mexico	6 6								
				90 N Purdue	1 11	116 A New Mexico	7 8								
						116 A New Mexico	0 6								
						182 A Northern Ill.	5 9								
						182 A Northern Ill.	8 1								
						182 A Northern Ill.	6 0								
						191 A Ball St.	23 1								
						191 A Ball St.	7 4								
						191 A Ball St.	2 5								
						206 H Northwestern	7 3								
						206 H Northwestern	2 5								
						206 H Northwestern	2 4								
						230 A UTRGV	3 6								
						230 A UTRGV	6 7								
						242 A Michigan St.	3 1								
						263 N SFA	5 3								
						263 N SFA	10 8								
LAST 10 GAMES															
		191 A Ball St.	7 4	182 A Northern Ill.	8 1										
		191 A Ball St.	23 1	182 A Northern Ill.	6 0										
		191 A Ball St.	2 5	242 A Michigan St.	3 1										
		82 A Michigan	5 8	206 H Northwestern	7 3										
		182 A Northern Ill.	5 9	206 H Northwestern	2 5										

Non-Div. I Games: Lawrence Tech 14 1

Central Mich.

Average RPI Win:		207	WON-LOST RECORD		WINNING PCT. RANK		LAST 10 GAMES		STRENGTH OF SCHEDULE		OPP. STRENGTH OF SCHEDULE		TEAM RPI		ADJ RPI		CONF. RPI		ADJ CONF. RPI				
DIV. I ONLY			7-15-0		.31818 239		3-7-0		170		246		239		.44428 239		20		20				
DIV. I NON-CONF.			6-13-0		.31579 226		2-5-0		204		244		241		.44762 241		22		22				
TOTALS		RPI 1-25		RPI 26-50		W-L RECORDS				RPI 51-100		RPI 101-150				RPI 150+							
7-15-0		0-2-0		0-0-0		OVERALL				0-0-0		1-1-0				6-12-0							
4-3-0		0-0-0		0-0-0		HOME				0-0-0		1-0-0				3-3-0							
2-12-0		0-2-0		0-0-0		AWAY				0-0-0		0-1-0				2-9-0							
1-0-0		0-0-0		0-0-0		NEUTRAL				0-0-0		0-0-0				1-0-0							
6-13-0		0-2-0		0-0-0		NON-CONFERENCE				0-0-0		1-1-0				5-10-0							
3-1-0		0-0-0		0-0-0		HOME				0-0-0		1-0-0				2-1-0							
2-12-0		0-2-0		0-0-		AWAY				0-0-0		0-1-0				2-9-0							
1-0-0		0-0-0		0-0-0		NEUTRAL				0-0-0		0-0-0				1-0-0							
1-2-0		0-0-0		0-0-0		CONFERENCE				0-0-0		0-0-0				1-2-0							
1-2-0		0-0-0		0-0-0		HOME				0-0-0		0-0-0				1-2-0							
0-0-0		0-0-0		0-0-0		AWAY				0-0-0		0-0-0				0-0-0							
0-0-0		0-0-0		0-0-0		NEUTRAL				0-0-0		0-0-0				0-0-0							
RPI	S	Opponent		Score		RPI	S	Opponent		Score		RPI	S	Opponent		Score		RPI	S	Opponent		Score	
11	A	Arkansas		0	11							139	A	Wofford		2	4						
11	A	Arkansas		1	18							150	H	Eastern Mich.		11	9						
												160	A	High Point		3	4						
												160	A	High Point		7	8						
												160	A	High Point		2	12						
												171	A	Wright St.		3	7						
												179	H	George Washington		2	17						
												179	H	George Washington		2	9						
												179	H	George Washington		15	9						
												191	A	Ball St.		4	3						
												191	A	Ball St.		2	3						
												191	H	Ball St.		3	0						
												191	H	Ball St.		2	10						
												227	N	Evansville		6	3						
												250	H	Hartford		7	4						
												258	A	USC Upstate		2	15						
												258	A	USC Upstate		6	5						
												258	A	USC Upstate		8	10						
												258	A	USC Upstate		0	8						
												267	A	Bowling Green		4	5						
LAST 10 GAMES																							
						179	H	George Washington		2	17	258	A	USC Upstate		6	5						
						179	H	George Washington		2	9	267	A	Bowling Green		4	5						
						179	H	George Washington		15	9	191	A	Ball St.		2	3						
						258	A	USC Upstate		2	15	191	H	Ball St.		2	10						
						258	A	USC Upstate		0	8	191	H	Ball St.		3	0						

Non-Div. I Games:

Dayton

Average RPI Win:	224	WON-LOST RECORD	WINNING PCT. RANK	LAST 10 GAMES	STRENGTH OF SCHEDULE	OPP. STRENGTH OF SCHEDULE	TEAM RPI	ADJ RPI	CONF. RPI	ADJ CONF. RPI			
DIV. I ONLY		14-10-0	.58333	97	4-6-0	292	150	240	.44407	240	25	25	
DIV. I NON-CONF.		10-5-0	.66667	59	0-1-0	271	154	144	.50607	144	23	23	
<hr/>													
TOTALS	RPI 1-25	RPI 26-50			W-L RECORDS		RPI 51-100		RPI 101-150		RPI 150+		
14-10-0	0-0-0	1-2-0			OVERALL		0-0-0		0-1-0		13-7-0		
8-3-0	0-0-0	0-0-0			HOME		0-0-0		0-0-0		8-3-0		
3-7-0	0-0-0	1-2-0			AWAY		0-0-0		0-1-0		2-4-0		
3-0-0	0-0-0	0-0-0			NEUTRAL		0-0-0		0-0-0		3-0-0		
10-5-0	0-0-0	1-2-0			NON-CONFERENCE		0-0-0		0-1-0		9-2-0		
4-1-0	0-0-0	0-0-0			HOME		0-0-0		0-0-0		4-1-0		
3-4-0	0-0-0	1-0-			AWAY		0-0-0		0-1-0		2-1-0		
3-0-0	0-0-0	0-0-0			NEUTRAL		0-0-0		0-0-0		3-0-0		
4-5-0	0-0-0	0-0-0			CONFERENCE		0-0-0		0-0-0		4-5-0		
4-2-0	0-0-0	0-0-0			HOME		0-0-0		0-0-0		4-2-0		
0-3-0	0-0-0	0-0-0			AWAY		0-0-0		0-0-0		0-3-0		
0-0-0	0-0-0	0-0-0			NEUTRAL		0-0-0		0-0-0		0-0-0		
RPI	S	Opponent	Score	RPI	S	Opponent	Score	RPI	S	Opponent	Score		
				35	A	Georgi a Tech	0 5			136	A	New Orleans	4 5
				35	A	Georgi a Tech	12 5			182	H	Northern Ill.	18 3
				35	A	Georgi a Tech	2 3			182	H	Northern Ill.	1 5
										205	H	Oakl and	1 2
										205	H	Oakl and	8 1
										205	H	Oakl and	4 3
										230	A	UTRGV	4 3
										230	A	UTRGV	14 3
										230	A	UTRGV	4 9
										236	H	Northern Ky.	4 3
										236	H	Northern Ky.	5 0
										236	H	Northern Ky.	1 6
										249	H	Chi cago St.	4 0
										249	H	Chi cago St.	4 3
										249	H	Chi cago St.	2 1
										268	A	Youngstown St.	1 3
										268	A	Youngstown St.	2 7
										268	A	Youngstown St.	5 6
										272	N	Southern U.	9 5
										272	N	Southern U.	3 0
										291	N	Prairie View	10 7
				LAST 10 GAMES									
				268	A	Youngstown St.	5 6	205	H	Oakl and	8 1		
				268	A	Youngstown St.	2 7	205	H	Oakl and	4 3		
				268	A	Youngstown St.	1 3	236	H	Northern Ky.	5 0		
				182	H	Northern Ill.	1 5	236	H	Northern Ky.	1 6		
				205	H	Oakl and	1 2	236	H	Northern Ky.	4 3		

Non-Div. I Games: Roosevelt 4 3

III. -Chi cago



Average RPI Win: 172		WON-LOST RECORD		WINNING PCT. RANK		LAST 10 GAMES		STRENGTH OF SCHEDULE		OPP. STRENGTH OF SCHEDULE		TEAM RPI		ADJ RPI		CONF. RPI		ADJ CONF. RPI	
DIV. I ONLY		6-22-0		.21429 287		2-8-0		50		256		241		.44383 241		17		17	
DIV. I NON-CONF.		4-11-0		.26667 245		0-1-0		69		273		250		.43722 250		19		19	
TOTALS		RPI 1-25		RPI 26-50		W-L RECORDS		RPI 51-100		RPI 101-150		RPI 150+							
6-22-0		0-0-0		1-5-0		OVERALL		0-0-0		0-7-0		5-10-0							
4-14-0		0-0-0		1-4-0		HOME		0-0-0		0-5-0		3-5-0							
2-8-0		0-0-0		0-1-0		AWAY		0-0-0		0-2-0		2-5-0							
0-0-0		0-0-0		0-0-0		NEUTRAL		0-0-0		0-0-0		0-0-0							
4-11-0		0-0-0		1-2-0		NON-CONFERENCE		0-0-0		0-3-0		3-6-0							
4-7-0		0-0-0		1-1-0		HOME		0-0-0		0-1-0		3-5-0							
0-4-0		0-0-0		0-0-		AWAY		0-0-0		0-2-0		0-1-0							
0-0-0		0-0-0		0-0-0		NEUTRAL		0-0-0		0-0-0		0-0-0							
2-11-0		0-0-0		0-3-0		CONFERENCE		0-0-0		0-4-0		2-4-0							
0-7-0		0-0-0		0-3-0		HOME		0-0-0		0-4-0		0-0-0							
2-4-0		0-0-0		0-0-0		AWAY		0-0-0		0-0-0		2-4-0							
0-0-0		0-0-0		0-0-0		NEUTRAL		0-0-0		0-0-0		0-0-0							
RPI	S	Opponent	Score		RPI	S	Opponent	Score		RPI	S	Opponent	Score						
			28	H	Missouri St.	2	11			118	H	Rice	2	6					
			28	H	Missouri St.	8	0			126	H	Southeastern La.	4	6					
			44	H	Sam Houston St.	1	8			126	H	Southeastern La.	1	8					
			44	H	Sam Houston St.	1	3			126	H	Southeastern La.	3	5					
			44	H	Sam Houston St.	2	5			133	H	Northwestern St.	2	7					
			45	A	Texas	2	7			144	A	Tulane	1	7					
										144	A	Tulane	2	6					
										155	A	Incarnate Word	9	3					
										155	A	Incarnate Word	3	8					
										155	A	Incarnate Word	2	12					
										174	A	Houston	1	3					
										183	A	Houston Baptist	2	5					
										183	A	Houston Baptist	6	4					
										183	A	Houston Baptist	4	7					
										217	H	Hofstra	0	1					
										217	H	Hofstra	2	3					
										217	H	Hofstra	3	0					
										217	H	Hofstra	2	1					
										230	H	UTRGV	2	5					
										230	H	UTRGV	5	8					
										230	H	UTRGV	5	3					
										251	H	Texas Southern	3	4					
LAST 10 GAMES																			
			183	A	Houston Baptist	6	4			155	A	Incarnate Word	3	8					
			183	A	Houston Baptist	2	5			155	A	Incarnate Word	9	3					
			183	A	Houston Baptist	4	7			174	A	Houston	1	3					
			133	H	Northwestern St.	2	7			126	H	Southeastern La.	3	5					
			155	A	Incarnate Word	2	12			126	H	Southeastern La.	1	8					

Non-Div. I Games:

Lamar University

Average RPI Win:	155	WON-LOST RECORD	WINNING PCT. RANK	LAST 10 GAMES	STRENGTH OF SCHEDULE	OPP. STRENGTH OF SCHEDULE	TEAM RPI	ADJ RPI	CONF. RPI	ADJ CONF. RPI	
DIV. I ONLY	7-19-0	.26923	266	2-8-0	129	232	242	.44331	242	9	9
DIV. I NON-CONF.	5-13-0	.27778	241	1-3-0	197	252	259	.42654	259	8	8
<hr/>											
TOTALS	RPI 1-25	RPI 26-50		W-L RECORDS	RPI 51-100		RPI 101-150		RPI 150+		
7-19-0	0-1-0	1-1-0		OVERALL	0-5-0		4-8-0		2-4-0		
3-7-0	0-0-0	0-0-0		HOME	0-1-0		1-2-0		2-4-0		
2-7-0	0-0-0	0-0-0		AWAY	0-2-0		2-5-0		0-0-0		
2-5-0	0-1-0	1-1-0		NEUTRAL	0-2-0		1-1-0		0-0-0		
5-13-0	0-1-0	0-0-0		NON-CONFERENCE	0-2-0		3-6-0		2-4-0		
2-4-0	0-0-0	0-0-0		HOME	0-0-0		0-0-0		2-4-0		
2-5-0	0-0-0	0-0-		AWAY	0-0-0		2-5-0		0-0-0		
1-4-0	0-1-0	0-0-0		NEUTRAL	0-2-0		1-1-0		0-0-0		
2-6-0	0-0-0	1-1-0		CONFERENCE	0-3-0		1-2-0		0-0-0		
1-3-0	0-0-0	0-0-0		HOME	0-1-0		1-2-0		0-0-0		
0-2-0	0-0-0	0-0-0		AWAY	0-2-0		0-0-0		0-0-0		
1-1-0	0-0-0	1-1-0		NEUTRAL	0-0-0		0-0-0		0-0-0		
RPI	S	Opponent	Score	RPI	S	Opponent	Score	RPI	S	Opponent	Score
4	N	Clemson	7 9	48	N	Illinois	4 2	54	N	UCLA	1 4
				48	N	Illinois	4 15	73	N	Washington	3 4
								82	A	Michigan	0 11
								82	A	Michigan	3 12
								82	H	Michigan	1 3
								102	N	Arizona	3 2
								113	H	Rutgers	4 8
								113	H	Rutgers	4 6
								113	H	Rutgers	6 0
								135	A	Pepperdine	1 5
								135	A	Pepperdine	5 2
								135	A	Pepperdine	1 0
								143	A	Fresno St.	4 5
								143	A	Fresno St.	1 2
								143	A	Fresno St.	4 5
								143	A	Fresno St.	4 9
								145	N	Furman	2 3
								237	H	Western Mich.	1 6
								238	H	Central Mich.	1 3
								277	H	Niagara	5 1
								277	H	Niagara	10 12
								277	H	Niagara	10 1
								277	H	Niagara	2 3
LAST 10 GAMES											
113	H	Rutgers	6 0	82	H	Michigan	1 3				
113	H	Rutgers	4 6	82	A	Michigan	3 12				
113	H	Rutgers	4 8	238	H	Central Mich.	1 3				
237	H	Western Mich.	1 6	277	H	Niagara	10 12				
82	A	Michigan	0 11	277	H	Niagara	5 1				

Non-Div. I Games:

Mi chi gan St.

Average RPI Win:		198	WON-LOST RECORD		WINNING PCT. RANK		LAST 10 GAMES		STRENGTH OF SCHEDULE		OPP. STRENGTH OF SCHEDULE		TEAM RPI		ADJ RPI		CONF. RPI		ADJ CONF. RPI	
DIV. I ONLY		14-17-0		.45161	180	5-5-0		238		216		243		.44322	243	31		31		
DIV. I NON-CONF.		7-15-0		.31818	225	0-4-0		238		245		273		.41408	273	31		31		
TOTALS		RPI 1-25		RPI 26-50		W-L RECORDS		RPI 51-100		RPI 101-150		RPI 150+								
14-17-0		0-0-0		1-4-0		OVERALL		0-0-0		3-2-0		10-11-0								
9-11-0		0-0-0		0-3-0		HOME		0-0-0		2-1-0		7-7-0								
5-6-0		0-0-0		1-1-0		AWAY		0-0-0		1-0-0		3-4-0								
0-0-0		0-0-0		0-0-0		NEUTRAL		0-0-0		0-0-0		0-0-0								
7-15-0		0-0-0		1-4-0		NON-CONFERENCE		0-0-0		1-1-0		5-10-0								
4-10-0		0-0-0		0-3-0		HOME		0-0-0		0-0-0		4-7-0								
3-5-0		0-0-0		1-0-		AWAY		0-0-0		1-1-0		1-3-0								
0-0-0		0-0-0		0-0-0		NEUTRAL		0-0-0		0-0-0		0-0-0								
7-2-0		0-0-0		0-0-0		CONFERENCE		0-0-0		2-1-0		5-1-0								
5-1-0		0-0-0		0-0-0		HOME		0-0-0		2-1-0		3-0-0								
2-1-0		0-0-0		0-0-0		AWAY		0-0-0		0-0-0		2-1-0								
0-0-0		0-0-0		0-0-0		NEUTRAL		0-0-0		0-0-0		0-0-0								
RPI	S	Opponent	Score	RPI	S	Opponent	Score	RPI	S	Opponent	Score	RPI	S	Opponent	Score					
				32	A	Mercer	10 11			121	H	Bethune-Cookman		4	1					
				32	A	Mercer	15 7			121	H	Bethune-Cookman		7	1					
				32	H	Mercer	4 13			121	H	Bethune-Cookman		4	6					
				36	H	FGCU	7 15			141	A	FIU		8	4					
				36	H	FGCU	12 13			141	A	FIU		2	7					
										151	A	North Florida		4	13					
										151	A	North Florida		2	10					
										151	A	North Florida		6	8					
										169	H	N. C. Central		3	0					
										169	H	N. C. Central		11	3					
										169	H	N. C. Central		4	2					
										203	H	Marshall I		0	9					
										203	H	Marshall I		5	17					
										203	H	Marshall I		8	1					
										248	H	Brown		1	9					
										248	H	Brown		2	5					
										248	H	Brown		0	7					
										248	H	Brown		5	0					
										257	A	Al abama St.		13	10					
										281	H	Al corn		11	3					
										281	H	Al corn		2	7					
										281	H	Al corn		21	4					
										281	H	Al corn		5	8					
										290	A	Savannah St.		13	5					
										290	A	Savannah St.		15	16					
										290	A	Savannah St.		6	4					
				LAST 10 GAMES																
				169	H	N. C. Central	11 3	151	A	North Florida	6 8									
				169	H	N. C. Central	3 0	151	A	North Florida	2 10									
				169	H	N. C. Central	4 2	290	A	Savannah St.	6 4									
				32	H	Mercer	4 13	290	A	Savannah St.	13 5									
				151	A	North Flori da	4 13	290	A	Savannah St.	15 16									

Non-Div. I Games:

Flori da A&M

Average RPI Win: 227		WON-LOST	WINNING	LAST 10	STRENGTH OF		OPP. STRENGTH	TEAM	ADJ	CONF.	ADJ CONF.
Average RPI Loss: 118		RECORD	PCT. RANK	GAMES	SCHEDULE		OF SCHEDULE	RPI	RPI	RPI	RPI
DIV. I ONLY		12-14-0	.46154	168	3-6-0		263	189	244	.44309	244
DIV. I NON-CONF.		7-7-0	.5	141	0-1-0		277	280	248	.43941	248
TOTALS		RPI 1-25	RPI 26-50		W-L RECORDS		RPI 51-100		RPI 101-150		RPI 150+
12-14-0		0-1-0	0-1-0		OVERALL		1-5-0		0-4-0		11-3-0
9-3-0		0-0-0	0-0-0		HOME		0-0-0		0-1-0		9-2-0
1-11-0		0-1-0	0-1-0		AWAY		1-5-0		0-3-0		0-1-0
2-0-0		0-0-0	0-0-0		NEUTRAL		0-0-0		0-0-0		2-0-0
7-7-0		0-1-0	0-1-0		NON-CONFERENCE		1-2-0		0-1-0		6-2-0
4-2-0		0-0-0	0-0-0		HOME		0-0-0		0-1-0		4-1-0
1-5-0		0-1-0	0-0-		AWAY		1-2-0		0-0-0		0-1-0
2-0-0		0-0-0	0-0-0		NEUTRAL		0-0-0		0-0-0		2-0-0
5-7-0		0-0-0	0-0-0		CONFERENCE		0-3-0		0-3-0		5-1-0
5-1-0		0-0-0	0-0-0		HOME		0-0-0		0-0-0		5-1-0
0-6-0		0-0-0	0-0-0		AWAY		0-3-0		0-3-0		0-0-0
0-0-0		0-0-0	0-0-0		NEUTRAL		0-0-0		0-0-0		0-0-0
RPI S	Opponent	Score		RPI S	Opponent	Score		RPI S	Opponent	Score	
5 A	Ole Miss	6	7	28 A	Missouri St.	4	5	76 A	Austin Peay	7	8
								76 A	Austin Peay	2	10
								76 A	Austin Peay	7	19
								95 A	Kansas	10	5
								95 A	Kansas	3	5
								95 A	Kansas	1	4
								112 A	Jacksonville St.	3	5
								112 A	Jacksonville St.	3	21
								112 A	Jacksonville St.	4	13
								125 H	Southern Ill.	5	23
								165 H	SIUE	7	10
								165 H	SIUE	9	8
								165 H	SIUE	6	5
								184 H	Eastern Ill.	7	4
								184 H	Eastern Ill.	5	0
								184 H	Eastern Ill.	13	7
								286 A	Al abama A&M	1	4
								289 H	Fort Wayne	5	7
								289 H	Fort Wayne	15	4
								289 H	Fort Wayne	16	4
								289 H	Fort Wayne	13	2
								294 H	Western Ill.	4	3
								294 N	Western Ill.	5	4
								294 N	Western Ill.	11	5
LAST 10 GAMES				LAST 10 GAMES				LAST 10 GAMES			

Non-Div. I Games: Kentucky St. 10 6 Brescia 10 0

Murray St.

Average RPI Win: 245		WON-LOST RECORD		WINNING PCT. RANK		LAST 10 GAMES		STRENGTH OF SCHEDULE		OPP. STRENGTH OF SCHEDULE		TEAM RPI		ADJ RPI		CONF. RPI		ADJ CONF. RPI	
DIV. I ONLY		4-19-0		.17391 291		4-5-0		104		218		245		.44301 245		27		27	
DIV. I NON-CONF.		0-18-0		0 292		0-4-0		29		193		271		.41733 271		27		27	
TOTALS		RPI 1-25		RPI 26-50		W-L RECORDS		RPI 51-100		RPI 101-150		RPI 150+							
4-19-0		0-3-0		0-0-0		OVERALL		0-3-0		0-8-0		4-5-0							
2-0-0		0-0-0		0-0-0		HOME		0-0-0		0-0-0		2-0-0							
2-19-0		0-3-0		0-0-0		AWAY		0-3-0		0-8-0		2-5-0							
0-0-0		0-0-0		0-0-0		NEUTRAL		0-0-0		0-0-0		0-0-0							
0-18-0		0-3-0		0-0-0		NON-CONFERENCE		0-3-0		0-8-0		0-4-0							
0-0-0		0-0-0		0-0-0		HOME		0-0-0		0-0-0		0-0-0							
0-18-0		0-3-0		0-0-		AWAY		0-3-0		0-8-0		0-4-0							
0-0-0		0-0-0		0-0-0		NEUTRAL		0-0-0		0-0-0		0-0-0							
4-1-0		0-0-0		0-0-0		CONFERENCE		0-0-0		0-0-0		4-1-0							
2-0-0		0-0-0		0-0-0		HOME		0-0-0		0-0-0		2-0-0							
2-1-0		0-0-0		0-0-0		AWAY		0-0-0		0-0-0		2-1-0							
0-0-0		0-0-0		0-0-0		NEUTRAL		0-0-0		0-0-0		0-0-0							
RPI	S	Opponent	Score		RPI	S	Opponent	Score		RPI	S	Opponent	Score		RPI	S	Opponent	Score	
3	A	Florida	1	7						67	A	UCF	0	1	124	A	Army West Point	6	9
3	A	Florida	2	19						67	A	UCF	8	10	130	A	Charlotte	1	10
3	A	Florida	2	10						67	A	UCF	0	2	130	A	Charlotte	5	12
															130	A	Charlotte	3	14
															130	A	Charlotte	2	9
															139	A	Wofford	8	13
															139	A	Wofford	6	12
															139	A	Wofford	4	10
															164	A	Gardner-Webb	1	4
															164	A	Gardner-Webb	4	15
															164	A	Gardner-Webb	1	6
															164	A	Gardner-Webb	5	14
															214	H	Marist	3	2
															214	H	Marist	3	2
															276	A	Iona	3	2
															276	A	Iona	2	4
															276	A	Iona	15	2
					LAST 10 GAMES														
					214	H	Marist	3	2	276	A	Iona	15	2					
					214	H	Marist	3	2	139	A	Wofford	8	13					
					124	A	Army West Point	6	9	139	A	Wofford	6	12					
					276	A	Iona	2	4	139	A	Wofford	4	10					
					276	A	Iona	3	2	67	A	UCF	8	10					

Non-Div. I Games:

Si ena

Average RPI Win:	215	WON-LOST RECORD	WINNING PCT. RANK	LAST 10 GAMES	STRENGTH OF SCHEDULE	OPP. STRENGTH OF SCHEDULE	TEAM RPI	ADJ RPI	CONF. RPI	ADJ CONF. RPI
DIV. I ONLY	155	10-12-0	.45455 177	2-8-0	214	244	246	.43972 246	17	17
DIV. I NON-CONF.		8-2-0	.8 21	0-1-0	283	283	172	.49096 172	19	19
TOTALS	RPI 1-25	RPI 26-50	W-L RECORDS	RPI 51-100	RPI 101-150	RPI 150+				
10-12-0	0-0-0	0-3-0	OVERALL	0-1-0	2-1-0	8-7-0				
10-5-0	0-0-0	0-0-0	HOME	0-0-0	2-1-0	8-4-0				
0-7-0	0-0-0	0-3-0	AWAY	0-1-0	0-0-0	0-3-0				
0-0-0	0-0-0	0-0-0	NEUTRAL	0-0-0	0-0-0	0-0-0				
8-2-0	0-0-0	0-0-0	NON-CONFERENCE	0-1-0	0-0-0	8-1-0				
8-1-0	0-0-0	0-0-0	HOME	0-0-0	0-0-0	8-1-0				
0-1-0	0-0-0	0-0-	AWAY	0-1-0	0-0-0	0-0-0				
0-0-0	0-0-0	0-0-0	NEUTRAL	0-0-0	0-0-0	0-0-0				
2-10-0	0-0-0	0-3-0	CONFERENCE	0-0-0	2-1-0	0-6-0				
2-4-0	0-0-0	0-0-0	HOME	0-0-0	2-1-0	0-3-0				
0-6-0	0-0-0	0-3-0	AWAY	0-0-0	0-0-0	0-3-0				
0-0-0	0-0-0	0-0-0	NEUTRAL	0-0-0	0-0-0	0-0-0				
RPI S Opponent Score	RPI S Opponent Score	RPI S Opponent Score	RPI S Opponent Score	RPI S Opponent Score	RPI S Opponent Score	RPI S Opponent Score				
		44 A Sam Houston St. 1 10		91 A UT Arlington 0 3	136 H New Orleans 6 5					
		44 A Sam Houston St. 0 10			136 H New Orleans 10 14					
		44 A Sam Houston St. 6 7			136 H New Orleans 7 6					
					155 A Incarnate Word 7 8					
					155 A Incarnate Word 2 5					
					155 A Incarnate Word 6 7					
					173 H Qui nni pi ac 10 9					
					173 H Qui nni pi ac 11 2					
					173 H Qui nni pi ac 5 4					
					251 H Texas Southern 6 5					
					251 H Texas Southern 6 8					
					251 H Texas Southern 8 1					
					263 H SFA 6 13					
					263 H SFA 3 16					
					263 H SFA 7 11					
					287 H Mi ssi ssi ppi Val . 8 7					
					287 H Mi ssi ssi ppi Val . 15 4					
					287 H Mi ssi ssi ppi Val . 11 3					
			LAST 10 GAMES							
		44 A Sam Houston St. 0 10		263 H SFA 7 11						
		44 A Sam Houston St. 6 7		91 A UT Arlington 0 3						
		44 A Sam Houston St. 1 10		136 H New Orleans 10 14						
		263 H SFA 3 16		136 H New Orleans 6 5						
		263 H SFA 6 13		136 H New Orleans 7 6						

Non-Div. I Games: Tex. Permian Basin 8 2 Dallas Christian 11 0 Baker 6 5 Abilene Christian

Average RPI Win: 230		WON-LOST	WINNING	LAST 10	STRENGTH OF		OPP. STRENGTH	TEAM	ADJ	CONF.	ADJ CONF.
Average RPI Loss: 119		RECORD	PCT. RANK	GAMES	SCHEDULE		OF SCHEDULE	RPI	RPI	RPI	RPI
DIV. I ONLY		13-12-0	.52	133	4-6-0		277	229	247	.43859	247
DIV. I NON-CONF.		11-11-0	.5	141	2-5-0		270	230	239	.4493	239
TOTALS		RPI 1-25	RPI 26-50		W-L RECORDS		RPI 51-100		RPI 101-150		RPI 150+
13-12-0		0-3-0	0-0-0		OVERALL		2-3-0		1-3-0		10-3-0
9-5-0		0-0-0	0-0-0		HOME		1-0-0		1-3-0		7-2-0
4-7-0		0-3-0	0-0-0		AWAY		1-3-0		0-0-0		3-1-0
0-0-0		0-0-0	0-0-0		NEUTRAL		0-0-0		0-0-0		0-0-0
11-11-0		0-3-0	0-0-0		NON-CONFERENCE		2-3-0		1-3-0		8-2-0
7-4-0		0-0-0	0-0-0		HOME		1-0-0		1-3-0		5-1-0
4-7-0		0-3-0	0-0-		AWAY		1-3-0		0-0-0		3-1-0
0-0-0		0-0-0	0-0-0		NEUTRAL		0-0-0		0-0-0		0-0-0
2-1-0		0-0-0	0-0-0		CONFERENCE		0-0-0		0-0-0		2-1-0
2-1-0		0-0-0	0-0-0		HOME		0-0-0		0-0-0		2-1-0
0-0-0		0-0-0	0-0-0		AWAY		0-0-0		0-0-0		0-0-0
0-0-0		0-0-0	0-0-0		NEUTRAL		0-0-0		0-0-0		0-0-0
RPI	S	Opponent	Score	RPI	S	Opponent	Score	RPI	S	Opponent	Score
16	A	Fla. Atlantic	2 7					82	A	Mi chi gan	2 6
16	A	Fla. Atlantic	3 6					82	A	Mi chi gan	0 11
16	A	Fla. Atlantic	1 2					82	A	Mi chi gan	2 4
								85	A	Maryl and	7 1
								85	H	Maryl and	7 6
								123	H	Bryant	5 6
								123	H	Bryant	2 5
								123	H	Bryant	7 3
								123	H	Bryant	2 13
								226	H	Monmouth	7 6
								226	H	Monmouth	2 1
								226	H	Monmouth	2 15
								261	A	Charleston So.	1 0
								261	A	Charleston So.	3 6
								261	A	Charleston So.	6 2
								273	A	La Salle	7 3
								282	H	Towson	6 3
								282	H	Towson	2 1
								282	H	Towson	2 10
								297	H	Del aware St.	9 0
								297	H	Del aware St.	9 5
								297	H	Del aware St.	11 4
				LAST 10 GAMES							
				82	A	Mi chi gan	2 4	282	H	Towson	2 1
				82	A	Mi chi gan	0 11	282	H	Towson	6 3
				82	A	Mi chi gan	2 6	123	H	Bryant	5 6
				273	A	La Salle	7 3	123	H	Bryant	2 5
				282	H	Towson	2 10	123	H	Bryant	7 3

Non-Div. I Games:

Del aware

Average RPI Win: 225		WON-LOST	WINNING	LAST 10	STRENGTH OF		OPP. STRENGTH	TEAM	ADJ	CONF.	ADJ CONF.
Average RPI Loss: 152		RECORD	PCT. RANK	GAMES	SCHEDULE		OF SCHEDULE	RPI	RPI	RPI	RPI
DIV. I ONLY		6-13-0	.31579	245	3-7-0		239	201	248	.43854	248
DIV. I NON-CONF.		4-9-0	.30769	232	1-3-0		113	137	167	.49544	167
TOTALS		RPI 1-25	RPI 26-50		W-L RECORDS		RPI 51-100		RPI 101-150		RPI 150+
6-13-0	0-0-0	0-0-0		OVERALL		1-6-0		0-1-0		5-6-0	
2-2-0	0-0-0	0-0-0		HOME		0-0-0		0-1-0		2-1-0	
4-11-0	0-0-0	0-0-0		AWAY		1-6-0		0-0-0		3-5-0	
0-0-0	0-0-0	0-0-0		NEUTRAL		0-0-0		0-0-0		0-0-0	
4-9-0	0-0-0	0-0-0		NON-CONFERENCE		1-6-0		0-1-0		3-2-0	
0-1-0	0-0-0	0-0-0		HOME		0-0-0		0-1-0		0-0-0	
4-8-0	0-0-0	0-0-		AWAY		1-6-0		0-0-0		3-2-0	
0-0-0	0-0-0	0-0-0		NEUTRAL		0-0-0		0-0-0		0-0-0	
2-4-0	0-0-0	0-0-0		CONFERENCE		0-0-0		0-0-0		2-4-0	
2-1-0	0-0-0	0-0-0		HOME		0-0-0		0-0-0		2-1-0	
0-3-0	0-0-0	0-0-0		AWAY		0-0-0		0-0-0		0-3-0	
0-0-0	0-0-0	0-0-0		NEUTRAL		0-0-0		0-0-0		0-0-0	
RPI S	Opponent	Score	RPI S	Opponent	Score	RPI S	Opponent	Score	RPI S	Opponent	Score
						61 A	Cal i forni a	6 11	123 H	Bryant	4 6
						61 A	Cal i forni a	9 10	235 A	Yal e	4 6
						61 A	Cal i forni a	3 4	235 A	Yal e	2 5
						61 A	Cal i forni a	6 7	235 A	Yal e	1 7
						62 A	DBU	2 17	243 A	Fl ori da A&M	9 1
						62 A	DBU	4 14	243 A	Fl ori da A&M	7 0
						62 A	DBU	9 5	243 A	Fl ori da A&M	0 5
									243 A	Fl ori da A&M	5 2
									256 A	Central Conn. St.	2 17
									279 H	Penn	8 9
									279 H	Penn	7 6
									279 H	Penn	4 1
LAST 10 GAMES											
						235 A	Yal e	2 5	279 H	Penn	8 9
						235 A	Yal e	4 6	279 H	Penn	4 1
						235 A	Yal e	1 7	279 H	Penn	7 6
						256 A	Central Conn. St.	2 17	62 A	DBU	9 5
						123 H	Bryant	4 6	62 A	DBU	4 14

Non-Div. I Games:

Brown



Average RPI Win: 244		WON-LOST RECORD		WINNING PCT. RANK		LAST 10 GAMES		STRENGTH OF SCHEDULE		OPP. STRENGTH OF SCHEDULE		TEAM RPI		ADJ RPI		CONF. RPI		ADJ CONF. RPI	
DIV. I ONLY		5-19-0		.20833 289		1-9-0		72		285		249		.43835 249		23		23	
DIV. I NON-CONF.		5-13-0		.27778 241		1-3-0		41		286		202		.47442 202		26		26	
TOTALS		RPI 1-25		RPI 26-50		W-L RECORDS		RPI 51-100		RPI 101-150		RPI 150+							
5-19-0		0-1-0		0-0-0		OVERALL		0-8-0		0-0-0		5-10-0							
1-3-0		0-0-0		0-0-0		HOME		0-0-0		0-0-0		1-3-0							
0-13-0		0-0-0		0-0-0		AWAY		0-7-0		0-0-0		0-6-0							
4-3-0		0-1-0		0-0-0		NEUTRAL		0-1-0		0-0-0		4-1-0							
5-13-0		0-1-0		0-0-0		NON-CONFERENCE		0-8-0		0-0-0		5-4-0							
1-0-0		0-0-0		0-0-0		HOME		0-0-0		0-0-0		1-0-0							
0-10-0		0-0-0		0-0-		AWAY		0-7-0		0-0-0		0-3-0							
4-3-0		0-1-0		0-0-0		NEUTRAL		0-1-0		0-0-0		4-1-0							
0-6-0		0-0-0		0-0-0		CONFERENCE		0-0-0		0-0-0		0-6-0							
0-3-0		0-0-0		0-0-0		HOME		0-0-0		0-0-0		0-3-0							
0-3-0		0-0-0		0-0-0		AWAY		0-0-0		0-0-0		0-3-0							
0-0-0		0-0-0		0-0-0		NEUTRAL		0-0-0		0-0-0		0-0-0							
RPI	S	Opponent		Score		RPI	S	Opponent		Score		RPI	S	Opponent		Score			
18	N	Indiana		2 7															
								51 N Minnesota		5 16				192 H Seattle U		1 10			
								67 A UCF		0 8				192 H Seattle U		0 10			
								67 A UCF		1 20				192 H Seattle U		1 13			
								67 A UCF		0 10				206 H Northwestern		8 7			
								71 A Bradley		1 16				231 N LIU Brooklyn		12 3			
								97 A Saint Louis		4 8				231 N LIU Brooklyn		12 2			
								97 A Saint Louis		2 7				231 N LIU Brooklyn		3 8			
								97 A Saint Louis		0 4				233 A Grand Canyon		2 3			
														233 A Grand Canyon		5 13			
														233 A Grand Canyon		2 11			
														240 A Ill. -Chicago		1 2			
														240 A Ill. -Chicago		3 4			
														240 A Ill. -Chicago		0 4			
														265 N St. Bonaventure		9 5			
														288 N Mt. St. Mary's		7 4			
						LAST 10 GAMES													
								192 H Seattle U		0 10				233 A Grand Canyon		5 13			
								192 H Seattle U		1 13				233 A Grand Canyon		2 3			
								192 H Seattle U		1 10				71 A Bradley		1 16			
								206 H Northwestern		8 7				67 A UCF		0 8			
								233 A Grand Canyon		2 11				67 A UCF		1 20			

Non-Div. I Games:

Chi cago St.

Average RPI Win: 231		WON-LOST	WINNING	LAST 10	STRENGTH OF		OPP. STRENGTH	TEAM	ADJ	CONF.	ADJ CONF.
Average RPI Loss: 103		RECORD	PCT. RANK	GAMES	SCHEDULE		OF SCHEDULE	RPI	RPI	RPI	RPI
DIV. I ONLY		6-17-0	.26087	273	4-6-0		167	181	250	.4376	250
DIV. I NON-CONF.		3-14-0	.17647	274	2-4-0		53	196	234	.45296	233
TOTALS		RPI 1-25	RPI 26-50		W-L RECORDS		RPI 51-100		RPI 101-150		RPI 150+
6-17-0		0-7-0	0-0-0		OVERALL		0-3-0		0-1-0		6-6-0
4-3-0		0-1-0	0-0-0		HOME		0-0-0		0-1-0		4-1-0
2-13-0		0-6-0	0-0-0		AWAY		0-3-0		0-0-0		2-4-0
0-1-0		0-0-0	0-0-0		NEUTRAL		0-0-0		0-0-0		0-1-0
3-14-0		0-7-0	0-0-0		NON-CONFERENCE		0-3-0		0-1-0		3-3-0
2-2-0		0-1-0	0-0-0		HOME		0-0-0		0-1-0		2-0-0
1-11-0		0-6-0	0-0-		AWAY		0-3-0		0-0-0		1-2-0
0-1-0		0-0-0	0-0-0		NEUTRAL		0-0-0		0-0-0		0-1-0
3-3-0		0-0-0	0-0-0		CONFERENCE		0-0-0		0-0-0		3-3-0
2-1-0		0-0-0	0-0-0		HOME		0-0-0		0-0-0		2-1-0
1-2-0		0-0-0	0-0-0		AWAY		0-0-0		0-0-0		1-2-0
0-0-0		0-0-0	0-0-0		NEUTRAL		0-0-0		0-0-0		0-0-0
RPI S	Opponent	Score	RPI S	Opponent	Score	RPI S	Opponent	Score	RPI S	Opponent	Score
13 A	Northeastern	1 3				60 A	South Ala.	1 17	123 H	Bryant	6 8
22 A	UConn	1 9				60 A	South Ala.	3 6	171 A	Wright St.	4 13
22 H	UConn	0 1				60 A	South Ala.	3 9	171 N	Wright St.	2 11
23 A	Oregon St.	4 5							209 H	Maine	1 6
23 A	Oregon St.	0 5							209 H	Maine	1 0
23 A	Oregon St.	2 3							209 H	Maine	5 3
23 A	Oregon St.	0 5							219 H	Fairfield	13 11
									235 A	Yale	5 3
									239 A	Dayton	4 7
									255 A	UMBC	2 3
									255 A	UMBC	14 3
									255 A	UMBC	5 9
									256 H	Central Conn. St.	2 1
LAST 10 GAMES											
256 H	Central Conn. St.	2 1	209 H	Maine	1 0	209 H	Maine	5 3			
22 H	UConn	0 1	123 H	Bryant	6 8						
22 A	UConn	1 9	13 A	Northeastern	1 3						
235 A	Yale	5 3	255 A	UMBC	5 9						
209 H	Maine	1 6									

Non-Div. I Games:

Hartford

Average RPI Win:	264	WON-LOST RECORD	WINNING PCT. RANK	LAST 10 GAMES	STRENGTH OF SCHEDULE	OPP. STRENGTH OF SCHEDULE	TEAM RPI	ADJ RPI	CONF. RPI	ADJ CONF. RPI			
DIV. I ONLY		10-18-0	.35714	223	5-5-0	243	257	251	.43734	251	30	30	
DIV. I NON-CONF.		3-14-0	.17647	274	1-2-0	182	151	251	.43643	251	30	30	
<hr/>													
TOTALS	RPI 1-25	RPI 26-50		W-L RECORDS		RPI 51-100		RPI 101-150		RPI 150+			
10-18-0	0-0-0	0-4-0		OVERALL		0-4-0		0-0-0		10-10-0			
5-1-0	0-0-0	0-0-0		HOME		0-0-0		0-0-0		5-1-0			
5-15-0	0-0-0	0-2-0		AWAY		0-4-0		0-0-0		5-9-0			
0-2-0	0-0-0	0-2-0		NEUTRAL		0-0-0		0-0-0		0-0-0			
3-14-0	0-0-0	0-4-0		NON-CONFERENCE		0-4-0		0-0-0		3-6-0			
0-0-0	0-0-0	0-0-0		HOME		0-0-0		0-0-0		0-0-0			
3-12-0	0-0-0	0-0-		AWAY		0-4-0		0-0-0		3-6-0			
0-2-0	0-0-0	0-2-0		NEUTRAL		0-0-0		0-0-0		0-0-0			
7-4-0	0-0-0	0-0-0		CONFERENCE		0-0-0		0-0-0		7-4-0			
5-1-0	0-0-0	0-0-0		HOME		0-0-0		0-0-0		5-1-0			
2-3-0	0-0-0	0-0-0		AWAY		0-0-0		0-0-0		2-3-0			
0-0-0	0-0-0	0-0-0		NEUTRAL		0-0-0		0-0-0		0-0-0			
RPI	S	Opponent	Score	RPI	S	Opponent	Score	RPI	S	Opponent	Score		
				28	N	Missouri St.	2 8	92	A	Mississippi St.	6 11		
				28	N	Missouri St.	5 6	95	A	Kansas	1 7		
				46	A	Oklahoma	0 12	95	A	Kansas	5 7		
				46	A	Oklahoma	1 10	95	A	Kansas	2 3		
										174	A	Houston	3 4
										183	A	Houston Baptist	3 2
										183	A	Houston Baptist	3 15
										241	A	Lamar University	4 3
										246	A	Abilene Christian	5 6
										246	A	Abilene Christian	8 6
										246	A	Abilene Christian	1 8
										263	A	SFA	4 5
										263	A	SFA	4 9
										270	A	Grambling	5 10
										270	A	Grambling	18 7
										270	A	Grambling	8 9
										272	A	Southern U.	8 1
										272	A	Southern U.	8 9
										278	H	Ark. -Pine Bluff	10 12
										278	H	Ark. -Pine Bluff	10 0
										278	H	Ark. -Pine Bluff	9 2
										291	H	Prairie View	10 0
										291	H	Prairie View	4 2
										291	H	Prairie View	4 1
				LAST 10 GAMES									
				270	A	Grambling	18 7	278	H	Ark. -Pine Bluff	10 0		
				270	A	Grambling	5 10	278	H	Ark. -Pine Bluff	10 12		
				270	A	Grambling	8 9	92	A	Mississippi St.	6 11		
				263	A	SFA	4 5	183	A	Houston Baptist	3 2		
				278	H	Ark. -Pine Bluff	9 2	291	H	Prairie View	10 0		

**Non-Div. I Games:**

Texas Southern

Average RPI Win: 136		WON-LOST RECORD		WINNING PCT. RANK		LAST 10 GAMES		STRENGTH OF SCHEDULE		OPP. STRENGTH OF SCHEDULE		TEAM RPI		ADJ RPI		CONF. RPI		ADJ CONF. RPI	
DIV. I ONLY		4-20-0		.16667 293		1-8-0		116		222		252		.43561 252		19		19	
DIV. I NON-CONF.		2-10-0		.16667 277		0-0-0		40		136		191		.48023 191		17		17	
TOTALS		RPI 1-25		RPI 26-50		W-L RECORDS		RPI 51-100		RPI 101-150		RPI 150+							
4-20-0		0-0-0		2-8-0		OVERALL		0-0-0		0-1-0		2-11-0							
1-5-0		0-0-0		0-0-0		HOME		0-0-0		0-0-0		1-5-0							
3-15-0		0-0-0		2-8-0		AWAY		0-0-0		0-1-0		1-6-0							
0-0-0		0-0-0		0-0-0		NEUTRAL		0-0-0		0-0-0		0-0-0							
2-10-0		0-0-0		1-6-0		NON-CONFERENCE		0-0-0		0-1-0		1-3-0							
0-0-0		0-0-0		0-0-0		HOME		0-0-0		0-0-0		0-0-0							
2-10-0		0-0-0		1-0-		AWAY		0-0-0		0-1-0		1-3-0							
0-0-0		0-0-0		0-0-0		NEUTRAL		0-0-0		0-0-0		0-0-0							
2-10-0		0-0-0		1-2-0		CONFERENCE		0-0-0		0-0-0		1-8-0							
1-5-0		0-0-0		0-0-0		HOME		0-0-0		0-0-0		1-5-0							
1-5-0		0-0-0		1-2-0		AWAY		0-0-0		0-0-0		0-3-0							
0-0-0		0-0-0		0-0-0		NEUTRAL		0-0-0		0-0-0		0-0-0							
RPI	S	Opponent	Score	RPI	S	Opponent	Score	RPI	S	Opponent	Score	RPI	S	Opponent	Score				
				38	A	Troy	2 14			131	A	Arkansas St.	5	13					
				38	A	Troy	4 10			162	H	Eastern Ky.	6	7					
				38	A	Troy	2 6			162	H	Eastern Ky.	3	5					
				38	A	Troy	1 12			162	H	Eastern Ky.	4	9					
				39	A	Southern Miss.	2 16			198	A	Cincinnati	3	6					
				39	A	Southern Miss.	4 13			198	A	Cincinnati	7	5					
				39	A	Southern Miss.	13 10			198	A	Cincinnati	1	6					
				42	A	Tennessee Tech	5 12			198	A	Cincinnati	3	4					
				42	A	Tennessee Tech	11 13			260	A	Belmont	3	6					
				42	A	Tennessee Tech	4 3			260	A	Belmont	11	14					
										260	A	Belmont	8	9					
										264	H	Southeast Mo. St.	7	8					
										264	H	Southeast Mo. St.	8	7					
										264	H	Southeast Mo. St.	1	17					
LAST 10 GAMES																			
				162	H	Eastern Ky.	6 7	260	A	Belmont	3 6								
				162	H	Eastern Ky.	3 5	264	H	Southeast Mo. St.	7 8								
				162	H	Eastern Ky.	4 9	264	H	Southeast Mo. St.	1 17								
				260	A	Belmont	8 9	264	H	Southeast Mo. St.	8 7								
				260	A	Belmont	11 14	42	A	Tennessee Tech	4 3								

Non-Div. I Games: Union (TN) 11 5

UT Martin

Average RPI Win: 245		WON-LOST RECORD		WINNING PCT. RANK		LAST 10 GAMES		STRENGTH OF SCHEDULE		OPP. STRENGTH OF SCHEDULE		TEAM RPI		ADJ RPI		CONF. RPI		ADJ CONF. RPI	
DIV. I ONLY		13-14-0		.48148 151		7-3-0		265		208		253		.4351 253		31		31	
DIV. I NON-CONF.		7-9-0		.4375 179		3-1-0		254		221		270		.4177 270		31		31	
TOTALS		RPI 1-25		RPI 26-50		W-L RECORDS		RPI 51-100		RPI 101-150		RPI 150+							
13-14-0		0-2-0		0-0-0		OVERALL		0-1-0		1-2-0		12-9-0							
9-9-0		0-0-0		0-0-0		HOME		0-0-0		0-0-0		9-9-0							
4-5-0		0-2-0		0-0-0		AWAY		0-1-0		1-2-0		3-0-0							
0-0-0		0-0-0		0-0-0		NEUTRAL		0-0-0		0-0-0		0-0-0							
7-9-0		0-2-0		0-0-0		NON-CONFERENCE		0-1-0		0-0-0		7-6-0							
7-6-0		0-0-0		0-0-0		HOME		0-0-0		0-0-0		7-6-0							
0-3-0		0-2-0		0-0-		AWAY		0-1-0		0-0-0		0-0-0							
0-0-0		0-0-0		0-0-0		NEUTRAL		0-0-0		0-0-0		0-0-0							
6-5-0		0-0-0		0-0-0		CONFERENCE		0-0-0		1-2-0		5-3-0							
2-3-0		0-0-0		0-0-0		HOME		0-0-0		0-0-0		2-3-0							
4-2-0		0-0-0		0-0-0		AWAY		0-0-0		1-2-0		3-0-0							
0-0-0		0-0-0		0-0-0		NEUTRAL		0-0-0		0-0-0		0-0-0							
RPI	S	Opponent		Score		RPI	S	Opponent		Score		RPI	S	Opponent		Score			
12	A	North Carolina		0	1							121	A	Bethune-Cookman		2	5		
17	A	NC State		7	9							121	A	Bethune-Cookman		4	2		
												121	A	Bethune-Cookman		3	4		
												160	H	High Poi nt		3	10		
												169	H	N. C. Central		5	3		
												169	H	N. C. Central		3	6		
												169	H	N. C. Central		6	8		
												187	H	Davi dson		3	12		
												224	H	Bucknel l		5	7		
												224	H	Bucknel l		4	5		
												224	H	Bucknel l		7	6		
												225	H	Lehi gh		2	3		
												225	H	Lehi gh		8	4		
												225	H	Lehi gh		11	5		
												258	H	USC Upstate		6	1		
												265	H	St. Bonaventure		5	4		
												265	H	St. Bonaventure		7	8		
												265	H	St. Bonaventure		4	3		
												280	H	Presbyteri an		8	5		
												285	H	Coppin St.		3	2		
						285	H	Coppin St.		5	9								
						290	A	Savannah St.		3	2								
						290	A	Savannah St.		12	1								
						290	A	Savannah St.		3	2								
LAST 10 GAMES						LAST 10 GAMES						LAST 10 GAMES							
						290	A	Savannah St.		3	2	121	A	Bethune-Cookman		2	5		
						290	A	Savannah St.		12	1	121	A	Bethune-Cookman		4	2		
						290	A	Savannah St.		3	2	265	H	St. Bonaventure		4	3		
						265	H	St. Bonaventure		7	8	265	H	St. Bonaventure		7	8		
						258	H	USC Upstate		6	1	265	H	St. Bonaventure		5	4		
						121	A	Bethune-Cookman		3	4								

Non-Div. I Games:

N. C. A&amp;T

Average RPI Win: 175		WON-LOST RECORD		WINNING PCT. RANK		LAST 10 GAMES		STRENGTH OF SCHEDULE		OPP. STRENGTH OF SCHEDULE		TEAM RPI		ADJ RPI		CONF. RPI		ADJ CONF. RPI	
DIV. I ONLY		9-18-0		.33333 230		4-6-0		181		162		254		.43383 254		17		17	
DIV. I NON-CONF.		5-12-0		.29412 237		1-3-0		135		198		253		.43623 253		19		19	
TOTALS		RPI 1-25		RPI 26-50		W-L RECORDS		RPI 51-100		RPI 101-150		RPI 150+							
9-18-0		0-0-0		0-1-0		OVERALL		2-2-0		1-8-0		6-7-0							
8-6-0		0-0-0		0-0-0		HOME		2-0-0		1-2-0		5-4-0							
1-7-0		0-0-0		0-0-0		AWAY		0-0-0		0-5-0		1-2-0							
0-5-0		0-0-0		0-1-0		NEUTRAL		0-2-0		0-1-0		0-1-0							
5-12-0		0-0-0		0-1-0		NON-CONFERENCE		2-2-0		0-5-0		3-4-0							
5-3-0		0-0-0		0-0-0		HOME		2-0-0		0-0-0		3-3-0							
0-4-0		0-0-0		0-0-		AWAY		0-0-0		0-4-0		0-0-0							
0-5-0		0-0-0		0-1-0		NEUTRAL		0-2-0		0-1-0		0-1-0							
4-6-0		0-0-0		0-0-0		CONFERENCE		0-0-0		1-3-0		3-3-0							
3-3-0		0-0-0		0-0-0		HOME		0-0-0		1-2-0		2-1-0							
1-3-0		0-0-0		0-0-0		AWAY		0-0-0		0-1-0		1-2-0							
0-0-0		0-0-0		0-0-0		NEUTRAL		0-0-0		0-0-0		0-0-0							
RPI	S	Opponent	Score	RPI	S	Opponent	Score	RPI	S	Opponent	Score	RPI	S	Opponent	Score				
				39	N	Southern Miss.	4 20	57	N	Ohio St.	3 6	102	A	Arizona	5 11				
								90	H	Purdue	4 2	102	A	Arizona	3 11				
								92	H	Mississippi St.	7 4	102	A	Arizona	3 9				
								92	N	Mississippi St.	4 14	105	A	A&M-Corpus Christi	1 12				
												109	A	Louisiana	1 2				
												133	H	Northwestern St.	5 4				
												133	H	Northwestern St.	3 5				
												133	H	Northwestern St.	1 3				
												150	N	Eastern Mich.	5 11				
												167	H	Stony Brook	3 6				
												167	H	Stony Brook	4 5				
												167	H	Stony Brook	5 6				
												167	H	Stony Brook	14 7				
												170	H	McNeese	7 2				
												170	H	McNeese	1 0				
												170	H	McNeese	4 5				
												183	A	Houston Baptist	3 4				
												183	A	Houston Baptist	5 4				
												183	A	Houston Baptist	4 13				
												221	N	UC Santa Barbara	6 8				
												283	H	Sacred Heart	10 0				
												283	H	Sacred Heart	21 6				
LAST 10 GAMES																			
				102	A	Arizona	3 9	170	H	McNeese	7 2								
				102	A	Arizona	5 11	170	H	McNeese	1 0								
				102	A	Arizona	3 11	183	A	Houston Baptist	3 4								
				92	H	Mississippi St.	7 4	183	A	Houston Baptist	4 13								
				170	H	McNeese	4 5	183	A	Houston Baptist	5 4								

Non-Div. I Games:

Nicholls St.

Average RPI Win: 245		WON-LOST RECORD		WINNING PCT. RANK		LAST 10 GAMES		STRENGTH OF SCHEDULE		OPP. STRENGTH OF SCHEDULE		TEAM RPI		ADJ RPI		CONF. RPI		ADJ CONF. RPI	
DIV. I ONLY		7-15-0		.31818 239		4-6-0		175		237		255		.43337 255		22		22	
DIV. I NON-CONF.		3-13-0		.1875 272		0-4-0		42		270		233		.45373 232		20		20	
TOTALS		RPI 1-25		RPI 26-50		W-L RECORDS		RPI 51-100		RPI 101-150		RPI 150+							
7-15-0		0-3-0		0-3-0		OVERALL		0-1-0		0-0-0		7-8-0							
5-4-0		0-0-0		0-0-0		HOME		0-0-0		0-0-0		5-4-0							
1-9-0		0-3-0		0-3-0		AWAY		0-0-0		0-0-0		1-3-0							
1-2-0		0-0-0		0-0-0		NEUTRAL		0-1-0		0-0-0		1-1-0							
3-13-0		0-3-0		0-3-0		NON-CONFERENCE		0-1-0		0-0-0		3-6-0							
1-2-0		0-0-0		0-0-0		HOME		0-0-0		0-0-0		1-2-0							
1-9-0		0-3-0		0-0-		AWAY		0-0-0		0-0-0		1-3-0							
1-2-0		0-0-0		0-0-0		NEUTRAL		0-1-0		0-0-0		1-1-0							
4-2-0		0-0-0		0-0-0		CONFERENCE		0-0-0		0-0-0		4-2-0							
4-2-0		0-0-0		0-0-0		HOME		0-0-0		0-0-0		4-2-0							
0-0-0		0-0-0		0-0-0		AWAY		0-0-0		0-0-0		0-0-0							
0-0-0		0-0-0		0-0-0		NEUTRAL		0-0-0		0-0-0		0-0-0							
RPI	S	Opponent	Score		RPI	S	Opponent	Score		RPI	S	Opponent	Score		RPI	S	Opponent	Score	
25	A	Missouri	1	7	36	A	FGCU	0	5	68	N	St. John's (NY)	0	12	177	A	Navy	0	7
25	A	Missouri	0	5	36	A	FGCU	3	6						179	A	George Washington	2	5
25	A	Missouri	5	6	36	A	FGCU	3	14						207	H	Binghamton	3	5
															207	H	Binghamton	6	1
															207	H	Binghamton	8	6
															210	A	George Mason	4	11
															217	H	Hofstra	6	9
															217	H	Hofstra	2	4
															226	N	Monmouth	5	17
															228	N	Penn St.	2	1
															250	H	Hartford	3	2
															250	H	Hartford	9	5
															250	H	Hartford	3	14
															282	A	Towson	6	4
															288	H	Mt. St. Mary's	9	7
					LAST 10 GAMES														
					207	H	Binghamton	6	1	36	A	FGCU	3	14					
					207	H	Binghamton	3	5	36	A	FGCU	0	5					
					207	H	Binghamton	8	6	250	H	Hartford	9	5					
					210	A	George Mason	4	11	250	H	Hartford	3	2					
					36	A	FGCU	3	6	250	H	Hartford	3	14					

Non-Div. I Games:

UMBC

Average RPI Win: 242		WON-LOST RECORD		WINNING PCT. RANK		LAST 10 GAMES		STRENGTH OF SCHEDULE		OPP. STRENGTH OF SCHEDULE		TEAM RPI		ADJ RPI		CONF. RPI		ADJ CONF. RPI	
DIV. I ONLY		7-11-0		.38889 211		4-6-0		235		279		256		.4311 256		28		28	
DIV. I NON-CONF.		3-9-0		.25 252		1-4-0		267		192		281		.39841 281		29		29	
TOTALS		RPI 1-25		RPI 26-50		W-L RECORDS		RPI 51-100		RPI 101-150		RPI 150+							
7-11-0		0-2-0		0-0-0		OVERALL		0-0-0		1-2-0		6-7-0							
4-2-0		0-1-0		0-0-0		HOME		0-0-0		0-0-0		4-1-0							
2-6-0		0-1-0		0-0-0		AWAY		0-0-0		1-2-0		1-2-0							
1-3-0		0-0-0		0-0-0		NEUTRAL		0-0-0		0-0-0		1-3-0							
3-9-0		0-2-0		0-0-0		NON-CONFERENCE		0-0-0		1-2-0		2-5-0							
1-2-0		0-1-0		0-0-0		HOME		0-0-0		0-0-0		1-1-0							
1-4-0		0-1-0		0-0-		AWAY		0-0-0		1-2-0		0-1-0							
1-3-0		0-0-0		0-0-0		NEUTRAL		0-0-0		0-0-0		1-3-0							
4-2-0		0-0-0		0-0-0		CONFERENCE		0-0-0		0-0-0		4-2-0							
3-0-0		0-0-0		0-0-0		HOME		0-0-0		0-0-0		3-0-0							
1-2-0		0-0-0		0-0-0		AWAY		0-0-0		0-0-0		1-2-0							
0-0-0		0-0-0		0-0-0		NEUTRAL		0-0-0		0-0-0		0-0-0							
RPI	S	Opponent		Score		RPI	S	Opponent		Score		RPI	S	Opponent		Score			
22	A	UConn		1	6							145	A	Furman		8	12		
22	H	UConn		3	7							145	A	Furman		10	2		
												145	A	Furman		1	9		
												194	N	North Dakota St.		9	2		
												194	N	North Dakota St.		0	2		
												194	N	North Dakota St.		0	4		
												213	N	Massachusetts		2	4		
												219	H	Fairfield		1	4		
												231	A	LIU Brooklyn		3	5		
												231	A	LIU Brooklyn		4	15		
												231	A	LIU Brooklyn		10	7		
												248	H	Brown		17	2		
												250	A	Hartford		1	2		
												292	H	Fairleigh Dickinson		9	5		
												292	H	Fairleigh Dickinson		6	5		
												292	H	Fairleigh Dickinson		5	3		
LAST 10 GAMES																			
250	A	Hartford		1	2	292	H	Fairleigh Dickinson		9	5								
22	A	UConn		1	6	292	H	Fairleigh Dickinson		5	3								
248	H	Brown		17	2	22	H	UConn		3	7								
219	H	Fairfield		1	4	231	A	LIU Brooklyn		3	5								
292	H	Fairleigh Dickinson		6	5	231	A	LIU Brooklyn		4	15								

Non-Div. I Games:

Central Conn. St.



Average RPI Win: 236		WON-LOST RECORD		WINNING PCT. RANK		LAST 10 GAMES		STRENGTH OF SCHEDULE		OPP. STRENGTH OF SCHEDULE		TEAM RPI		ADJ RPI		CONF. RPI		ADJ CONF. RPI	
DIV. I ONLY		14-12-0		.53846 120		5-5-0		273		268		257		.43106 257		30		30	
DIV. I NON-CONF.		3-6-0		.33333 220		1-3-0		120		119		224		.45858 224		30		30	
TOTALS		RPI 1-25		RPI 26-50		W-L RECORDS		RPI 51-100		RPI 101-150		RPI 150+							
14-12-0		0-0-0		0-1-0		OVERALL		0-1-0		2-0-0		12-10-0							
11-6-0		0-0-0		0-0-0		HOME		0-0-0		1-0-0		10-6-0							
1-5-0		0-0-0		0-1-0		AWAY		0-1-0		0-0-0		1-3-0							
2-1-0		0-0-0		0-0-0		NEUTRAL		0-0-0		1-0-0		1-1-0							
3-6-0		0-0-0		0-1-0		NON-CONFERENCE		0-1-0		2-0-0		1-4-0							
2-3-0		0-0-0		0-0-0		HOME		0-0-0		1-0-0		1-3-0							
0-3-0		0-0-0		0-0-		AWAY		0-1-0		0-0-0		0-1-0							
1-0-0		0-0-0		0-0-0		NEUTRAL		0-0-0		1-0-0		0-0-0							
11-6-0		0-0-0		0-0-0		CONFERENCE		0-0-0		0-0-0		11-6-0							
9-3-0		0-0-0		0-0-0		HOME		0-0-0		0-0-0		9-3-0							
1-2-0		0-0-0		0-0-0		AWAY		0-0-0		0-0-0		1-2-0							
1-1-0		0-0-0		0-0-0		NEUTRAL		0-0-0		0-0-0		1-1-0							
RPI	S	Opponent	Score	RPI	S	Opponent	Score	RPI	S	Opponent	Score	RPI	S	Opponent	Score				
38	A	Troy	1 14	52	A	Al abama	1 11	136	N	New Orleans	6 3	148	H	Samford	14 4				
								157	H	Morehead St.	5 7	157	H	Morehead St.	4 9				
								158	A	UAB	1 2	158	H	UAB	7 6				
								159	H	Jackson St.	0 2	159	H	Jackson St.	9 8				
								159	H	Jackson St.	4 3	243	H	Fl ori da A&M	10 13				
								272	H	Southern U.	3 7	272	H	Southern U.	12 6				
								272	H	Southern U.	14 0	278	N	Ark. -Pine Bluff	5 8				
								281	H	Al corn	6 1	281	H	Al corn	12 0				
								281	H	Al corn	5 0	286	A	Al abama A&M	0 3				
								286	A	Al abama A&M	6 7	286	A	Al abama A&M	5 4				
								287	H	Mi ssi ssi ppi Val .	2 0	287	H	Mi ssi ssi ppi Val .	7 10				
								287	H	Mi ssi ssi ppi Val .	5 1	287	H	Mi ssi ssi ppi Val .	5 1				
								291	N	Prai rie View	8 7								
LAST 10 GAMES				LAST 10 GAMES				LAST 10 GAMES				LAST 10 GAMES							
287	H	Mi ssi ssi ppi Val .	5 1	157	H	Morehead St.	5 7	287	H	Mi ssi ssi ppi Val .	7 10	159	H	Jackson St.	9 8				
287	H	Mi ssi ssi ppi Val .	2 0	159	H	Jackson St.	4 3	287	H	Mi ssi ssi ppi Val .	0 2	159	H	Jackson St.	0 2				
38	A	Troy	1 14	148	H	Samford	14 4												
157	H	Morehead St.	4 9																

Non-Div. I Games:

Al abama St.

Average RPI Win: 231		WON-LOST	WINNING	LAST 10	STRENGTH OF		OPP. STRENGTH	TEAM	ADJ	CONF.	ADJ CONF.
Average RPI Loss: 173		RECORD	PCT. RANK	GAMES	SCHEDULE		OF SCHEDULE	RPI	RPI	RPI	RPI
DIV. I ONLY		14-14-1	.5	144	4-6-0		250	233	258	.43079	258
DIV. I NON-CONF.		13-12-1	.51923	140	3-4-0		265	255	256	.4298	256
TOTALS		RPI 1-25	RPI 26-50		W-L RECORDS		RPI 51-100		RPI 101-150		RPI 150+
14-14-1	0-2-0	1-0-0		OVERALL		0-2-1		1-3-0		12-7-0	
13-11-1	0-2-0	1-0-0		HOME		0-2-1		1-2-0		11-5-0	
1-3-0	0-0-0	0-0-0		AWAY		0-0-0		0-1-0		1-2-0	
0-0-0	0-0-0	0-0-0		NEUTRAL		0-0-0		0-0-0		0-0-0	
13-12-1	0-2-0	1-0-0		NON-CONFERENCE		0-2-1		0-1-0		12-7-0	
12-9-1	0-2-0	1-0-0		HOME		0-2-1		0-0-0		11-5-0	
1-3-0	0-0-0	0-0-0		AWAY		0-0-0		0-1-0		1-2-0	
0-0-0	0-0-0	0-0-0		NEUTRAL		0-0-0		0-0-0		0-0-0	
1-2-0	0-0-0	0-0-0		CONFERENCE		0-0-0		1-2-0		0-0-0	
1-2-0	0-0-0	0-0-0		HOME		0-0-0		1-2-0		0-0-0	
0-0-0	0-0-0	0-0-0		AWAY		0-0-0		0-0-0		0-0-0	
0-0-0	0-0-0	0-0-0		NEUTRAL		0-0-0		0-0-0		0-0-0	
RPI S	Opponent	Score		RPI S	Opponent	Score		RPI S	Opponent	Score	
20 H	Kentucky	3	10	43 H	Seton Hall	12	1	72 H	Xavier	1	7
20 H	Kentucky	5	6					75 H	Pittsburgh	1	3
								83 H	Fordham	4	4
								122 H	Kennesaw St.	9	3
								122 H	Kennesaw St.	2	5
								122 H	Kennesaw St.	4	9
								139 A	Wofford	2	10
								185 H	Winthrop	9	5
								239 H	Dayton	10	8
								239 H	Dayton	15	2
								239 H	Dayton	8	0
								239 H	Dayton	5	6
								253 A	N. C. A&T	1	6
								261 A	Charleston So.	7	3
								261 H	Charleston So.	1	6
								262 H	Ohio	12	7
								262 H	Ohio	5	10
								262 H	Ohio	8	1
								271 H	Longwood	2	0
								271 H	Longwood	1	3
								271 H	Longwood	14	2
								279 H	Penn	5	3
								279 H	Penn	5	7
								279 H	Penn	7	2
								280 A	Presbyteri an	2	3
								280 H	Presbyteri an	10	3
LAST 10 GAMES				LAST 10 GAMES				LAST 10 GAMES			
122 H	Kennesaw St.	2	5	239 H	Dayton	8	0	122 H	Kennesaw St.	9	3
122 H	Kennesaw St.	9	3	239 H	Dayton	5	6	261 H	Charleston So.	1	6
122 H	Kennesaw St.	4	9	261 H	Charleston So.	1	6	280 H	Presbyteri an	10	3
253 A	N. C. A&T	1	6	262 H	Ohio	5	10				
239 H	Dayton	15	2								

Non-Div. I Games:

USC Upstate

Average RPI Win: 150		WON-LOST RECORD		WINNING PCT. RANK		LAST 10 GAMES		STRENGTH OF SCHEDULE		OPP. STRENGTH OF SCHEDULE		TEAM RPI		ADJ RPI		CONF. RPI		ADJ CONF. RPI	
DIV. I ONLY		3-23-0		.11538 295		2-8-0		49		203		259		.43043 259		14		14	
DIV. I NON-CONF.		2-18-0		.1 289		1-3-0		39		181		257		.42686 257		15		15	
TOTALS		RPI 1-25		RPI 26-50		W-L RECORDS		RPI 51-100		RPI 101-150		RPI 150+							
3-23-0		0-3-0		0-3-0		OVERALL		1-4-0		0-6-0		2-7-0							
2-11-0		0-0-0		0-0-0		HOME		1-3-0		0-3-0		1-5-0							
1-12-0		0-3-0		0-3-0		AWAY		0-1-0		0-3-0		1-2-0							
0-0-0		0-0-0		0-0-0		NEUTRAL		0-0-0		0-0-0		0-0-0							
2-18-0		0-3-0		0-3-0		NON-CONFERENCE		1-4-0		0-3-0		1-5-0							
2-11-0		0-0-0		0-0-0		HOME		1-3-0		0-3-0		1-5-0							
0-7-0		0-3-0		0-0-		AWAY		0-1-0		0-0-0		0-0-0							
0-0-0		0-0-0		0-0-0		NEUTRAL		0-0-0		0-0-0		0-0-0							
1-5-0		0-0-0		0-0-0		CONFERENCE		0-0-0		0-3-0		1-2-0							
0-0-0		0-0-0		0-0-0		HOME		0-0-0		0-0-0		0-0-0							
1-5-0		0-0-0		0-0-0		AWAY		0-0-0		0-3-0		1-2-0							
0-0-0		0-0-0		0-0-0		NEUTRAL		0-0-0		0-0-0		0-0-0							
RPI	S	Opponent		Score		RPI	S	Opponent		Score		RPI	S	Opponent		Score			
10	A	East Carolina		3	8	33	A	Louisville		4	16	53	A	Tennessee		0	5		
10	A	East Carolina		3	9	33	A	Louisville		2	3	53	H	Tennessee		3	17		
10	A	East Carolina		2	8	33	A	Louisville		7	8	63	H	Kent St.		9	2		
												63	H	Kent St.		4	7		
												63	H	Kent St.		4	6		

Non-Div. I Games:

Western Caro.

Average RPI Win:		204	WON-LOST RECORD		WINNING PCT. RANK		LAST 10 GAMES		STRENGTH OF SCHEDULE		OPP. STRENGTH OF SCHEDULE		TEAM RPI		ADJ RPI		CONF. RPI		ADJ CONF. RPI	
DIV. I ONLY			12-15-0		.44444 184		1-1-0		248		192		260		.43041 260		19		19	
DIV. I NON-CONF.			5-10-0		.33333 220		0-1-0		167		251		262		.42365 262		17		17	
TOTALS		RPI 1-25		RPI 26-50		W-L RECORDS		RPI 51-100		RPI 101-150		RPI 150+								
12-15-0		0-0-0		1-1-0		OVERALL		0-4-0		0-1-0		11-9-0								
10-9-0		0-0-0		0-1-0		HOME		0-4-0		0-1-0		10-3-0								
1-6-0		0-0-0		0-0-0		AWAY		0-0-0		0-0-0		1-6-0								
1-0-0		0-0-0		1-0-0		NEUTRAL		0-0-0		0-0-0		0-0-0								
5-10-0		0-0-0		1-1-0		NON-CONFERENCE		0-4-0		0-1-0		4-4-0								
4-9-0		0-0-0		0-1-0		HOME		0-4-0		0-1-0		4-3-0								
0-1-0		0-0-0		0-0-		AWAY		0-0-0		0-0-0		0-1-0								
1-0-0		0-0-0		1-0-0		NEUTRAL		0-0-0		0-0-0		0-0-0								
7-5-0		0-0-0		0-0-0		CONFERENCE		0-0-0		0-0-0		7-5-0								
6-0-0		0-0-0		0-0-0		HOME		0-0-0		0-0-0		6-0-0								
1-5-0		0-0-0		0-0-0		AWAY		0-0-0		0-0-0		1-5-0								
0-0-0		0-0-0		0-0-0		NEUTRAL		0-0-0		0-0-0		0-0-0								
RPI	S	Opponent		Score		RPI	S	Opponent		Score		RPI	S	Opponent		Score				
				29	N	Vanderbil t		8	5	63	H	Kent St.	3	17	125	H	Southern Ill.	0	3	
				37	H	Indiana St.		4	7	71	H	Bradley	10	14	157	A	Morehead St.	4	9	
										71	H	Bradley	2	7	157	A	Morehead St.	2	5	
										71	H	Bradley	4	7	157	A	Morehead St.	3	5	
															162	H	Eastern Ky.	6	4	
															162	H	Eastern Ky.	3	2	
															162	H	Eastern Ky.	15	5	
															165	A	SIUE	4	5	
															165	A	SIUE	2	4	
															165	A	SIUE	15	1	
															168	H	Middle Tenn.	4	24	
															178	H	Lipscomb	8	7	
															223	A	Western Ky.	1	4	
															223	H	Western Ky.	7	15	
															252	H	UT Martin	14	11	
															252	H	UT Martin	6	3	
															252	H	UT Martin	9	8	
															268	H	Youngstown St.	5	2	
															268	H	Youngstown St.	5	1	
															268	H	Youngstown St.	4	8	
															292	H	Fairleigh Dickinson	25	9	
LAST 10 GAMES																				
				168	H	Middle Tenn.		4	24	252	H	UT Martin		14	11					
				252	H	UT Martin		9	8	252	H	UT Martin		6	3					
				165	A	SIUE		2	4	29	N	Vanderbil t		8	5					
				165	A	SIUE		4	5	157	A	Morehead St.		4	9					
				165	A	SIUE		15	1	157	A	Morehead St.		3	5					

Non-Div. I Games:

Belmont

Average RPI Win:		221	WON-LOST RECORD		WINNING PCT. RANK		LAST 10 GAMES		STRENGTH OF SCHEDULE		OPP. STRENGTH OF SCHEDULE		TEAM RPI		ADJ RPI		CONF. RPI		ADJ CONF. RPI	
DIV. I ONLY			10-19-0		.34483 229		4-6-0		217		204		261		.43028 261		24		24	
DIV. I NON-CONF.			7-13-0		.35 217		1-1-0		146		179		221		.46306 220		24		24	
TOTALS		RPI 1-25		RPI 26-50		W-L RECORDS		RPI 51-100		RPI 101-150		RPI 150+								
10-19-0		1-2-0		0-0-0		OVERALL		1-5-0		0-1-0		8-11-0								
5-12-0		1-0-0		0-0-0		HOME		0-3-0		0-1-0		4-8-0								
5-7-0		0-2-0		0-0-0		AWAY		1-2-0		0-0-0		4-3-0								
0-0-0		0-0-0		0-0-0		NEUTRAL		0-0-0		0-0-0		0-0-0								
7-13-0		1-2-0		0-0-0		NON-CONFERENCE		1-5-0		0-1-0		5-5-0								
3-8-0		1-0-0		0-0-0		HOME		0-3-0		0-1-0		2-4-0								
4-5-0		0-2-0		0-0-		AWAY		1-2-0		0-0-0		3-1-0								
0-0-0		0-0-0		0-0-0		NEUTRAL		0-0-0		0-0-0		0-0-0								
3-6-0		0-0-0		0-0-0		CONFERENCE		0-0-0		0-0-0		3-6-0								
2-4-0		0-0-0		0-0-0		HOME		0-0-0		0-0-0		2-4-0								
1-2-0		0-0-0		0-0-0		AWAY		0-0-0		0-0-0		1-2-0								
0-0-0		0-0-0		0-0-0		NEUTRAL		0-0-0		0-0-0		0-0-0								
RPI	S	Opponent		Score		RPI	S	Opponent		Score		RPI	S	Opponent		Score				
4	A	Clemson		0	5			65	A	South Carolina	0	7	130	H	Charlotte	3	14			
8	A	Georgi a		0	7			65	A	South Carolina	2	14	186	H	Campbel l	3	4			
8	H	Georgi a		5	4			65	A	South Carolina	4	2	186	H	Campbel l	2	18			
								80	H	Holy Cross	0	5	186	H	Campbel l	5	6			
								80	H	Holy Cross	2	5	229	A	The Ci tadel	2	6			
								80	H	Holy Cross	0	8	229	A	The Ci tadel	6	3			
													229	H	The Ci tadel	1	8			
													247	H	Del aware	6	3			
													247	H	Del aware	0	1			
													247	H	Del aware	2	6			
													258	A	USC Upstate	6	1			
													258	H	USC Upstate	3	7			
													271	H	Longwood	9	5			
													271	H	Longwood	5	7			
													271	H	Longwood	6	0			
													280	A	Presbyteri an	4	7			
													280	A	Presbyteri an	1	9			
													280	A	Presbyteri an	4	2			
													290	A	Savannah St.	7	5			
													290	H	Savannah St.	6	5			
LAST 10 GAMES																				
						271	H	Longwood	6	0	280	A	Presbyteri an	1	9					
						271	H	Longwood	5	7	280	A	Presbyteri an	4	7					
						271	H	Longwood	9	5	258	A	USC Upstate	6	1					
						8	A	Georgi a	0	7	186	H	Campbel l	5	6					
						280	A	Presbyteri an	4	2	186	H	Campbel l	2	18					

Non-Div. I Games:

Charleston So.

Average RPI Win:	236	WON-LOST RECORD	WINNING PCT. RANK	LAST 10 GAMES	STRENGTH OF SCHEDULE	OPP. STRENGTH OF SCHEDULE	TEAM RPI	ADJ RPI	CONF. RPI	ADJ CONF. RPI		
Average RPI Loss:	233											
DIV. I ONLY	14-12-0	.53846	120	4-6-0	293	224	262	.43	262	21	21	
DIV. I NON-CONF.	11-9-0	.55	122	1-3-0	293	239	246	.44235	246	21	21	
<hr/>												
TOTALS	RPI 1-25	RPI 26-50		W-L RECORDS		RPI 51-100		RPI 101-150		RPI 150+		
14-12-0	0-0-0	0-0-0		OVERALL		0-0-0		0-0-0		14-12-0		
2-1-0	0-0-0	0-0-0		HOME		0-0-0		0-0-0		2-1-0		
6-5-0	0-0-0	0-0-0		AWAY		0-0-0		0-0-0		6-5-0		
6-6-0	0-0-0	0-0-0		NEUTRAL		0-0-0		0-0-0		6-6-0		
11-9-0	0-0-0	0-0-0		NON-CONFERENCE		0-0-0		0-0-0		11-9-0		
0-0-0	0-0-0	0-0-0		HOME		0-0-0		0-0-0		0-0-0		
5-3-0	0-0-0	0-0-		AWAY		0-0-0		0-0-0		5-3-0		
6-6-0	0-0-0	0-0-0		NEUTRAL		0-0-0		0-0-0		6-6-0		
3-3-0	0-0-0	0-0-0		CONFERENCE		0-0-0		0-0-0		3-3-0		
2-1-0	0-0-0	0-0-0		HOME		0-0-0		0-0-0		2-1-0		
1-2-0	0-0-0	0-0-0		AWAY		0-0-0		0-0-0		1-2-0		
0-0-0	0-0-0	0-0-0		NEUTRAL		0-0-0		0-0-0		0-0-0		
RPI	S	Opponent	Score	RPI	S	Opponent	Score	RPI	S	Opponent	Score	
								157	A	Morehead St.	8	9
								160	A	High Point	11	7
								182	H	Northern Ill.	6	1
								182	H	Northern Ill.	5	6
								182	H	Northern Ill.	12	4
								209	N	Maine	6	2
								209	N	Maine	7	5
								209	N	Maine	1	5
								209	N	Maine	1	2
								222	N	Omaha	4	1
								222	N	Omaha	5	2
								222	N	Omaha	0	4
								222	N	Omaha	5	6
								258	A	USC Upstate	7	12
								258	A	USC Upstate	10	5
								258	A	USC Upstate	1	8
								267	A	Bowling Green	1	3
								267	A	Bowling Green	11	3
								267	A	Bowling Green	4	6
								274	N	Rider	5	6
274	N	Rider	6	5								
274	N	Rider	4	6								
274	N	Rider	10	2								
282	A	Towson	10	9								
282	A	Towson	5	2								
282	A	Towson	9	8								
LAST 10 GAMES												
182 H Northern Ill.				12	4	267 A Bowling Green				11	3	
182 H Northern Ill.				5	6	267 A Bowling Green				4	6	
182 H Northern Ill.				6	1	258 A USC Upstate				10	5	
157 A Morehead St.				8	9	258 A USC Upstate				7	12	
267 A Bowling Green				1	3	258 A USC Upstate				1	8	

Non-Div. I Games:

Ohio

Average RPI Win: 229		WON-LOST	WINNING	LAST 10	STRENGTH OF		OPP. STRENGTH	TEAM	ADJ	CONF.	ADJ CONF.
Average RPI Loss: 162		RECORD	PCT. RANK	GAMES	SCHEDULE		OF SCHEDULE	RPI	RPI	RPI	RPI
DIV. I ONLY		9-18-0	.33333	230	5-5-0		209	238	263	.42587	263
DIV. I NON-CONF.		6-12-0	.33333	220	2-1-0		232	261	269	.41808	269
TOTALS		RPI 1-25	RPI 26-50		W-L RECORDS		RPI 51-100		RPI 101-150		RPI 150+
9-18-0		0-1-0	0-0-0		OVERALL		0-2-0		2-4-0		7-11-0
6-7-0		0-0-0	0-0-0		HOME		0-0-0		2-1-0		4-6-0
3-9-0		0-1-0	0-0-0		AWAY		0-2-0		0-3-0		3-3-0
0-2-0		0-0-0	0-0-0		NEUTRAL		0-0-0		0-0-0		0-2-0
6-12-0		0-1-0	0-0-0		NON-CONFERENCE		0-2-0		2-4-0		4-5-0
6-1-0		0-0-0	0-0-0		HOME		0-0-0		2-1-0		4-0-0
0-9-0		0-1-0	0-0-		AWAY		0-2-0		0-3-0		0-3-0
0-2-0		0-0-0	0-0-0		NEUTRAL		0-0-0		0-0-0		0-2-0
3-6-0		0-0-0	0-0-0		CONFERENCE		0-0-0		0-0-0		3-6-0
0-6-0		0-0-0	0-0-0		HOME		0-0-0		0-0-0		0-6-0
3-0-0		0-0-0	0-0-0		AWAY		0-0-0		0-0-0		3-0-0
0-0-0		0-0-0	0-0-0		NEUTRAL		0-0-0		0-0-0		0-0-0
RPI S	Opponent	Score		RPI S	Opponent	Score		RPI S	Opponent	Score	
15 A	Texas A&M	4	11					91 A	UT Arlington	9	10
								91 A	UT Arlington	5	6
								129 H	La. -Monroe	13	11
								129 H	La. -Monroe	10	7
								129 H	La. -Monroe	7	9
								132 A	Texas St.	3	6
								132 A	Texas St.	6	7
								132 A	Texas St.	0	13
								155 H	Incarnate Word	7	10
								155 H	Incarnate Word	3	7
								155 H	Incarnate Word	1	8
								170 H	McNeese	5	7
								170 H	McNeese	1	5
								170 H	McNeese	3	12
								230 A	UTRGV	5	11
								230 A	UTRGV	4	6
								238 N	Central Mi ch.	3	5
								238 N	Central Mi ch.	8	10
								246 A	Abilene Christian	13	6
								246 A	Abilene Christian	16	3
								246 A	Abilene Christian	11	7
								251 H	Texas Southern	9	4
								251 H	Texas Southern	5	4
								270 H	Grambling	14	3
								291 A	Prairie View	2	8
								291 H	Prairie View	13	6
LAST 10 GAMES				LAST 10 GAMES				LAST 10 GAMES			
				155 H	Incarnate Word	3	7	246 A	Abilene Christian	13	6
				155 H	Incarnate Word	7	10	246 A	Abilene Christian	11	7
				155 H	Incarnate Word	1	8	270 H	Grambling	14	3
				251 H	Texas Southern	5	4	291 A	Prairie View	2	8
				246 A	Abilene Christian	16	3	170 H	McNeese	1	5

Non-Div. I Games:

SFA

Average RPI Win:	199	WON-LOST RECORD	WINNING PCT. RANK	LAST 10 GAMES	STRENGTH OF SCHEDULE	OPP. STRENGTH OF SCHEDULE	TEAM RPI	ADJ RPI	CONF. RPI	ADJ CONF. RPI	
Average RPI Loss:	143										
DIV. I ONLY	11-17-0	.39286	207	6-4-0	270	102	264	.42573	264	19	19
DIV. I NON-CONF.	3-13-0	.1875	272	0-1-0	274	149	290	.3664	290	17	17
<hr/>											
TOTALS	RPI 1-25	RPI 26-50		W-L RECORDS	RPI 51-100		RPI 101-150		RPI 150+		
11-17-0	0-0-0	0-4-0		OVERALL	1-2-0		0-4-0		10-7-0		
8-6-0	0-0-0	0-0-0		HOME	0-0-0		0-1-0		8-5-0		
3-11-0	0-0-0	0-4-0		AWAY	1-2-0		0-3-0		2-2-0		
0-0-0	0-0-0	0-0-0		NEUTRAL	0-0-0		0-0-0		0-0-0		
3-13-0	0-0-0	0-4-0		NON-CONFERENCE	0-0-0		0-4-0		3-5-0		
3-5-0	0-0-0	0-0-0		HOME	0-0-0		0-1-0		3-4-0		
0-8-0	0-0-0	0-0-		AWAY	0-0-0		0-3-0		0-1-0		
0-0-0	0-0-0	0-0-0		NEUTRAL	0-0-0		0-0-0		0-0-0		
8-4-0	0-0-0	0-0-0		CONFERENCE	1-2-0		0-0-0		7-2-0		
5-1-0	0-0-0	0-0-0		HOME	0-0-0		0-0-0		5-1-0		
3-3-0	0-0-0	0-0-0		AWAY	1-2-0		0-0-0		2-1-0		
0-0-0	0-0-0	0-0-0		NEUTRAL	0-0-0		0-0-0		0-0-0		
RPI	S	Opponent	Score	RPI	S	Opponent	Score	RPI	S	Opponent	Score
				28	A	Missouri St.	5 10	76	A	Austin Peay	6 7
				30	A	Col. of Charleston	4 5	76	A	Austin Peay	20 4
				30	A	Col. of Charleston	3 6	76	A	Austin Peay	5 6
				30	A	Col. of Charleston	0 6				
</											

Non-Div. I Games:

Southeast Mo. St.



Average RPI Win:	232	WON-LOST RECORD	WINNING PCT. RANK	LAST 10 GAMES	STRENGTH OF SCHEDULE	OPP. STRENGTH OF SCHEDULE	TEAM RPI	ADJ RPI	CONF. RPI	ADJ CONF. RPI		
Average RPI Loss:	213											
DIV. I ONLY	6-14-0	.3	250	4-6-0	244	276	265	.42466	265	20	20	
DIV. I NON-CONF.	4-10-0	.28571	238	2-2-0	278	278	279	.39993	279	22	22	
<hr/>												
TOTALS	RPI 1-25	RPI 26-50		W-L RECORDS		RPI 51-100		RPI 101-150		RPI 150+		
6-14-0	0-0-0	0-0-0		OVERALL		0-0-0		1-3-0		5-11-0		
0-0-0	0-0-0	0-0-0		HOME		0-0-0		0-0-0		0-0-0		
4-8-0	0-0-0	0-0-0		AWAY		0-0-0		1-2-0		3-6-0		
2-6-0	0-0-0	0-0-0		NEUTRAL		0-0-0		0-1-0		2-5-0		
4-10-0	0-0-0	0-0-0		NON-CONFERENCE		0-0-0		1-3-0		3-7-0		
0-0-0	0-0-0	0-0-0		HOME		0-0-0		0-0-0		0-0-0		
2-4-0	0-0-0	0-0-		AWAY		0-0-0		1-2-0		1-2-0		
2-6-0	0-0-0	0-0-0		NEUTRAL		0-0-0		0-1-0		2-5-0		
2-4-0	0-0-0	0-0-0		CONFERENCE		0-0-0		0-0-0		2-4-0		
0-0-0	0-0-0	0-0-0		HOME		0-0-0		0-0-0		0-0-0		
2-4-0	0-0-0	0-0-0		AWAY		0-0-0		0-0-0		2-4-0		
0-0-0	0-0-0	0-0-0		NEUTRAL		0-0-0		0-0-0		0-0-0		
RPI	S	Opponent	Score	RPI	S	Opponent	Score	RPI	S	Opponent	Score	
								113	N	Rutgers	4	13
								138	A	James Madison	5	9
								138	A	James Madison	1	0
								138	A	James Madison	3	14
								210	A	George Mason	6	7
								210	A	George Mason	0	4
								210	A	George Mason	0	6
								213	A	Massachusetts	3	5
								213	A	Massachusetts	6	5
								213	A	Massachusetts	7	5
								237	N	Western Mich.	4	8
								237	N	Western Mich.	2	9
								237	N	Western Mich.	0	1
								249	N	Chicago St.	5	9
								253	A	N. C. A&T	3	4
								253	A	N. C. A&T	8	7
								253	A	N. C. A&T	4	5
								288	N	Mt. St. Mary's	3	0
								288	N	Mt. St. Mary's	14	9
								288	N	Mt. St. Mary's	6	16
LAST 10 GAMES												
213 A Massachusetts				7	5	210 A George Mason				0	4	
213 A Massachusetts				6	5	253 A N. C. A&T				3	4	
213 A Massachusetts				3	5	253 A N. C. A&T				8	7	
210 A George Mason				0	6	253 A N. C. A&T				4	5	
210 A George Mason				6	7	138 A James Madison				1	0	

Non-Div. I Games:

St. Bonaventure

Average RPI Win:		223	WON-LOST RECORD		WINNING PCT. RANK		LAST 10 GAMES		STRENGTH OF SCHEDULE		OPP. STRENGTH OF SCHEDULE		TEAM RPI		ADJ RPI		CONF. RPI		ADJ CONF. RPI	
DIV. I ONLY			7-19-0		.26923 266		4-6-0		164		281		266		.42269 266		12		12	
DIV. I NON-CONF.			7-19-0		.26923 244		4-6-0		178		282		264		.42269 264		12		12	
TOTALS		RPI 1-25		RPI 26-50		W-L RECORDS		RPI 51-100		RPI 101-150		RPI 150+								
7-19-0		0-1-0		0-0-0		OVERALL		1-5-0		0-1-0		6-12-0								
4-2-0		0-0-0		0-0-0		HOME		0-0-0		0-0-0		4-2-0								
1-10-0		0-0-0		0-0-0		AWAY		1-5-0		0-1-0		0-4-0								
2-7-0		0-1-0		0-0-0		NEUTRAL		0-0-0		0-0-0		2-6-0								
7-19-0		0-1-0		0-0-0		NON-CONFERENCE		1-5-0		0-1-0		6-12-0								
4-2-0		0-0-0		0-0-0		HOME		0-0-0		0-0-0		4-2-0								
1-10-0		0-0-0		0-0-		AWAY		1-5-0		0-1-0		0-4-0								
2-7-0		0-1-0		0-0-0		NEUTRAL		0-0-0		0-0-0		2-6-0								
0-0-0		0-0-0		0-0-0		CONFERENCE		0-0-0		0-0-0		0-0-0								
0-0-0		0-0-0		0-0-0		HOME		0-0-0		0-0-0		0-0-0								
0-0-0		0-0-0		0-0-0		AWAY		0-0-0		0-0-0		0-0-0								
0-0-0		0-0-0		0-0-0		NEUTRAL		0-0-0		0-0-0		0-0-0								
RPI	S	Opponent		Score		RPI	S	Opponent		Score		RPI	S	Opponent		Score				
13	N	Northeastern		5 9																

Non-Div. I Games:

Georgetown

Average RPI Win: 235		WON-LOST	WINNING	LAST 10	STRENGTH OF		OPP. STRENGTH	TEAM	ADJ	CONF.	ADJ CONF.
Average RPI Loss: 169		RECORD	PCT. RANK	GAMES	SCHEDULE		OF SCHEDULE	RPI	RPI	RPI	RPI
DIV. I ONLY		8-19-0	.2963	253	5-5-0		231	259	267	.42139	267
DIV. I NON-CONF.		5-16-0	.2381	259	2-2-0		235	256	261	.42394	261
TOTALS		RPI 1-25	RPI 26-50		W-L RECORDS		RPI 51-100		RPI 101-150		RPI 150+
8-19-0	0-1-0	0-0-0		OVERALL		0-3-0		2-3-0		6-12-0	
4-3-0	0-0-0	0-0-0		HOME		0-0-0		1-2-0		3-1-0	
3-15-0	0-1-0	0-0-0		AWAY		0-3-0		0-0-0		3-11-0	
1-1-0	0-0-0	0-0-0		NEUTRAL		0-0-0		1-1-0		0-0-0	
5-16-0	0-1-0	0-0-0		NON-CONFERENCE		0-3-0		1-1-0		4-11-0	
1-0-0	0-0-0	0-0-0		HOME		0-0-0		0-0-0		1-0-0	
3-15-0	0-1-0	0-0-0		AWAY		0-3-0		0-0-0		3-11-0	
1-1-0	0-0-0	0-0-0		NEUTRAL		0-0-0		1-1-0		0-0-0	
3-3-0	0-0-0	0-0-0		CONFERENCE		0-0-0		1-2-0		2-1-0	
3-3-0	0-0-0	0-0-0		HOME		0-0-0		1-2-0		2-1-0	
0-0-0	0-0-0	0-0-0		AWAY		0-0-0		0-0-0		0-0-0	
0-0-0	0-0-0	0-0-0		NEUTRAL		0-0-0		0-0-0		0-0-0	
RPI S	Opponent	Score	RPI S	Opponent	Score	RPI S	Opponent	Score	RPI S	Opponent	Score
17 A	NC State	1 11				82 A	Michigan	6 8	149 N	Cani si us	12 10
						82 A	Michigan	4 5	149 N	Cani si us	2 9
						82 A	Michigan	7 10	150 H	Eastern Mi ch.	3 4
									150 H	Eastern Mi ch.	10 3
									150 H	Eastern Mi ch.	2 9
									158 A	UAB	2 6
									158 A	UAB	3 4
									158 A	UAB	2 4
									162 A	Eastern Ky.	0 9
									186 A	Campbell	3 17
									223 A	Western Ky.	5 17
									223 A	Western Ky.	4 5
									223 A	Western Ky.	3 9
									227 A	Evansville	2 3
									239 H	Dayton	5 4
									262 H	Ohi o	6 4
									262 H	Ohi o	3 11
									262 H	Ohi o	3 1
									264 A	Southeast Mo. St.	7 9
									264 A	Southeast Mo. St.	5 2
									264 A	Southeast Mo. St.	4 8
									264 A	Southeast Mo. St.	9 7
									289 A	Fort Wayne	4 3
			LAST 10 GAMES								
			150 H	Eastern Mi ch.	3 4	262 H	Ohi o	3 11			
			150 H	Eastern Mi ch.	10 3	262 H	Ohi o	6 4			
			150 H	Eastern Mi ch.	2 9	239 H	Dayton	5 4			
			289 A	Fort Wayne	4 3	82 A	Michigan	4 5			
			262 H	Ohi o	3 1	82 A	Michigan	7 10			

Non-Div. I Games:

Bowling Green

Average RPI Win:		227	WON-LOST RECORD		WINNING PCT. RANK		LAST 10 GAMES		STRENGTH OF SCHEDULE		OPP. STRENGTH OF SCHEDULE		TEAM RPI		ADJ RPI		CONF. RPI		ADJ CONF. RPI		
DIV. I ONLY			8-17-0		.32 237		7-3-0		228		240		268		.42036 268		25		25		
DIV. I NON-CONF.			2-14-0		.125 285		1-1-0		203		205		276		.40886 276		23		23		
TOTALS		RPI 1-25		RPI 26-50		W-L RECORDS		RPI 51-100		RPI 101-150		RPI 150+									
8-17-0		0-0-0		0-4-0		OVERALL		0-2-0		1-0-0		7-11-0									
6-3-0		0-0-0		0-0-0		HOME		0-0-0		0-0-0		6-3-0									
2-11-0		0-0-0		0-3-0		AWAY		0-1-0		1-0-0		1-7-0									
0-3-0		0-0-0		0-1-0		NEUTRAL		0-1-0		0-0-0		0-1-0									
2-14-0		0-0-0		0-4-0		NON-CONFERENCE		0-2-0		1-0-0		1-8-0									
0-0-0		0-0-0		0-0-0		HOME		0-0-0		0-0-0		0-0-0									
2-11-0		0-0-0		0-0-		AWAY		0-1-0		1-0-0		1-7-0									
0-3-0		0-0-0		0-1-0		NEUTRAL		0-1-0		0-0-0		0-1-0									
6-3-0		0-0-0		0-0-0		CONFERENCE		0-0-0		0-0-0		6-3-0									
6-3-0		0-0-0		0-0-0		HOME		0-0-0		0-0-0		6-3-0									
0-0-0		0-0-0		0-0-0		AWAY		0-0-0		0-0-0		0-0-0									
0-0-0		0-0-0		0-0-0		NEUTRAL		0-0-0		0-0-0		0-0-0									
RPI	S	Opponent		Score		RPI	S	Opponent		Score		RPI	S	Opponent		Score					
				33	A	Louisville		0	11	63	A	Kent St.		2	7	150	A	Eastern Mich.		9	7
				33	A	Louisville		1	8	98	N	Notre Dame		0	8	153	A	Liberty		0	16
				33	A	Louisville		2	12							153	A	Liberty		2	12
				43	N	Seton Hall		3	11							192	N	Seattle U		2	5
																215	H	Milwaukee		7	14
																215	H	Milwaukee		5	3
																215	H	Milwaukee		4	12
																220	A	Radford		3	4
																220	A	Radford		4	6
																220	A	Radford		3	4
																236	H	Northern Ky.		9	2
																236	H	Northern Ky.		5	12
																236	H	Northern Ky.		3	1
																240	H	Ill. -Chicago		7	2
																240	H	Ill. -Chicago		6	5
																240	H	Ill. -Chicago		3	1
																260	A	Belmont		8	4
																260	A	Belmont		1	5
																260	A	Belmont		2	5
LAST 10 GAMES																					
				240	H	Ill. -Chicago		6	5	236	H	Northern Ky.		9	2						
				240	H	Ill. -Chicago		7	2	236	H	Northern Ky.		3	1						
				240	H	Ill. -Chicago		3	1	63	A	Kent St.		2	7						
				150	A	Eastern Mich.		9	7	215	H	Milwaukee		7	14						
				236	H	Northern Ky.		5	12	215	H	Milwaukee		5	3						

Non-Div. I Games:

Youngstown St.

Average RPI Win: 261		WON-LOST	WINNING	LAST 10	STRENGTH OF		OPP. STRENGTH	TEAM	ADJ		CONF.	ADJ CONF.			
Average RPI Loss: 145		RECORD	PCT. RANK	GAMES	SCHEDULE		OF SCHEDULE	RPI	RPI		RPI	RPI			
DIV. I ONLY		4-19-0	.17391	291	2-8-0		183	267	269		29	29			
DIV. I NON-CONF.		2-14-0	.125	285	0-3-0		168	267	275		28	28			
TOTALS		RPI 1-25	RPI 26-50		W-L RECORDS		RPI 51-100		RPI 101-150		RPI 150+				
4-19-0		0-0-0	0-1-0		OVERALL		0-6-0		0-5-0		4-7-0				
0-0-0		0-0-0	0-0-0		HOME		0-0-0		0-0-0		0-0-0				
4-13-0		0-0-0	0-0-0		AWAY		0-1-0		0-5-0		4-7-0				
0-6-0		0-0-0	0-1-0		NEUTRAL		0-5-0		0-0-0		0-0-0				
2-14-0		0-0-0	0-1-0		NON-CONFERENCE		0-6-0		0-2-0		2-5-0				
0-0-0		0-0-0	0-0-0		HOME		0-0-0		0-0-0		0-0-0				
2-8-0		0-0-0	0-0-		AWAY		0-1-0		0-2-0		2-5-0				
0-6-0		0-0-0	0-1-0		NEUTRAL		0-5-0		0-0-0		0-0-0				
2-5-0		0-0-0	0-0-0		CONFERENCE		0-0-0		0-3-0		2-2-0				
0-0-0		0-0-0	0-0-0		HOME		0-0-0		0-0-0		0-0-0				
2-5-0		0-0-0	0-0-0		AWAY		0-0-0		0-3-0		2-2-0				
0-0-0		0-0-0	0-0-0		NEUTRAL		0-0-0		0-0-0		0-0-0				
RPI	S	Opponent	Score	RPI	S	Opponent	Score	RPI	S	Opponent	Score	RPI	S	Opponent	Score
				48	N	Illinois	2 5	51	A	Minnesota	0 1	107	A	Air Force	7 8
								71	N	Bradley	2 4	107	A	Air Force	7 11
								71	N	Bradley	1 5	147	A	Oral Roberts	12 16
								71	N	Bradley	6 8	147	A	Oral Roberts	9 14
								76	N	Austin Peay	2 4	147	A	Oral Roberts	3 4
								76	N	Austin Peay	3 9	222	A	Omaha	5 8
												222	A	Omaha	3 5
												222	A	Omaha	6 2
												234	A	Northern Colo.	7 11
												234	A	Northern Colo.	4 5
												234	A	Northern Colo.	2 3
												234	A	Northern Colo.	2 8
												264	A	Southeast Mo. St.	7 4
												264	A	Southeast Mo. St.	8 12
												264	A	Southeast Mo. St.	6 5
												294	A	Western Ill.	6 3
				LAST 10 GAMES											
				222	A	Omaha	6 2	147	A	Oral Roberts	12 16				
				222	A	Omaha	5 8	147	A	Oral Roberts	9 14				
				222	A	Omaha	3 5	234	A	Northern Colo.	7 11				
				294	A	Western Ill.	6 3	234	A	Northern Colo.	2 8				
				147	A	Oral Roberts	3 4	234	A	Northern Colo.	4 5				

Non-Div. I Games:

South Dakota St.



Average RPI Win:		255	WON-LOST RECORD		WINNING PCT. RANK		LAST 10 GAMES		STRENGTH OF SCHEDULE		OPP. STRENGTH OF SCHEDULE		TEAM RPI		ADJ RPI		CONF. RPI		ADJ CONF. RPI	
DIV. I ONLY			7-18-0		.28 260		2-8-0		208		260		271		.41267 271		24		24	
DIV. I NON-CONF.			5-11-0		.3125 230		0-1-0		171		279		255		.43033 255		24		24	
TOTALS		RPI 1-25		RPI 26-50		W-L RECORDS		RPI 51-100		RPI 101-150		RPI 150+								
7-18-0		0-3-0		0-1-0		OVERALL		0-0-0		0-1-0		7-13-0								
5-6-0		0-0-0		0-0-0		HOME		0-0-0		0-0-0		5-6-0								
2-12-0		0-3-0		0-1-0		AWAY		0-0-0		0-1-0		2-7-0								
0-0-0		0-0-0		0-0-0		NEUTRAL		0-0-0		0-0-0		0-0-0								
5-11-0		0-3-0		0-1-0		NON-CONFERENCE		0-0-0		0-1-0		5-6-0								
4-4-0		0-0-0		0-0-0		HOME		0-0-0		0-0-0		4-4-0								
1-7-0		0-3-0		0-0-		AWAY		0-0-0		0-1-0		1-2-0								
0-0-0		0-0-0		0-0-0		NEUTRAL		0-0-0		0-0-0		0-0-0								
2-7-0		0-0-0		0-0-0		CONFERENCE		0-0-0		0-0-0		2-7-0								
1-2-0		0-0-0		0-0-0		HOME		0-0-0		0-0-0		1-2-0								
1-5-0		0-0-0		0-0-0		AWAY		0-0-0		0-0-0		1-5-0								
0-0-0		0-0-0		0-0-0		NEUTRAL		0-0-0		0-0-0		0-0-0								
RPI	S	Opponent		Score		RPI	S	Opponent		Score		RPI	S	Opponent		Score				
9	A	Auburn		0	6	40	A	Duke		3	9	128	A	Virginia		0	6			
9	A	Auburn		0	3							160	H	High Point		2	8			
9	A	Auburn		1	25							160	H	High Point		2	10			
												160	H	High Point		5	4			
												169	H	N. C. Central		4	12			
												185	A	Winthrop		0	8			
												185	A	Winthrop		7	15			
												185	A	Winthrop		3	4			
												200	H	Lafayette		6	10			
												258	A	USC Upstate		3	1			
												258	A	USC Upstate		2	14			
												258	A	USC Upstate		0	2			
												261	A	Charleston So.		7	5			
												261	A	Charleston So.		0	6			
												261	A	Charleston So.		5	9			
												276	H	Iona		6	7			
												276	H	Iona		11	2			
												276	H	Iona		3	1			
												277	H	Niagara		5	4			
												277	H	Niagara		8	7			
												277	H	Niagara		2	15			
LAST 10 GAMES						LAST 10 GAMES						LAST 10 GAMES								
						261	A	Charleston So.		0	6	185	A	Winthrop		0	8			
						261	A	Charleston So.		7	5	185	A	Winthrop		3	4			
						261	A	Charleston So.		5	9	160	H	High Point		2	10			
						128	A	Virginia		0	6	160	H	High Point		2	8			
						185	A	Winthrop		7	15	160	H	High Point		5	4			

Non-Div. I Games:

Longwood

Average RPI Win:		271	WON-LOST RECORD		WINNING PCT. RANK		LAST 10 GAMES		STRENGTH OF SCHEDULE		OPP. STRENGTH OF SCHEDULE		TEAM RPI		ADJ RPI		CONF. RPI		ADJ CONF. RPI	
DIV. I ONLY			7-18-0		.28 260		2-8-0		247		283		272		.41089 272		30		30	
DIV. I NON-CONF.			0-9-0		0 292		0-4-0		88		200		284		.39074 284		30		30	
TOTALS		RPI 1-25		RPI 26-50		W-L RECORDS		RPI 51-100		RPI 101-150		RPI 150+								
7-18-0		0-0-0		0-1-0		OVERALL		0-3-0		0-2-0		7-12-0								
2-1-0		0-0-0		0-0-0		HOME		0-0-0		0-0-0		2-1-0								
4-14-0		0-0-0		0-1-0		AWAY		0-2-0		0-2-0		4-9-0								
1-3-0		0-0-0		0-0-0		NEUTRAL		0-1-0		0-0-0		1-2-0								
0-9-0		0-0-0		0-1-0		NON-CONFERENCE		0-3-0		0-2-0		0-3-0								
0-0-0		0-0-0		0-0-0		HOME		0-0-0		0-0-0		0-0-0								
0-6-0		0-0-0		0-0-		AWAY		0-2-0		0-2-0		0-1-0								
0-3-0		0-0-0		0-0-0		NEUTRAL		0-1-0		0-0-0		0-2-0								
7-9-0		0-0-0		0-0-0		CONFERENCE		0-0-0		0-0-0		7-9-0								
2-1-0		0-0-0		0-0-0		HOME		0-0-0		0-0-0		2-1-0								
4-8-0		0-0-0		0-0-0		AWAY		0-0-0		0-0-0		4-8-0								
1-0-0		0-0-0		0-0-0		NEUTRAL		0-0-0		0-0-0		1-0-0								
RPI	S	Opponent	Score		RPI	S	Opponent	Score		RPI	S	Opponent	Score		RPI	S	Opponent	Score		
					39	A	Southern Miss.	1	12	62	A	DBU	3	10	136	A	New Orleans	3	14	
										72	N	Xavier	1	6	136	A	New Orleans	2	6	
										81	A	LSU	2	8	155	A	Incarnate Word	4	6	
															240	N	Ill. -Chi cago	0	3	
															240	N	Ill. -Chi cago	5	9	
															251	H	Texas Southern	1	8	
															251	H	Texas Southern	9	8	
															257	A	Alabama St.	6	12	
															257	A	Alabama St.	0	14	
															257	A	Alabama St.	7	3	
															270	A	Grambling	13	2	
															270	A	Grambling	6	10	
															270	A	Grambling	18	19	
															270	N	Grambling	8	7	
															278	A	Ark. -Pine Bluff	12	1	
															278	A	Ark. -Pine Bluff	5	6	
															278	A	Ark. -Pine Bluff	5	6	
															281	H	Alcorn	6	1	
															291	A	Prairie View	13	11	
															291	A	Prairie View	8	9	
															291	A	Prairie View	6	7	
				LAST 10 GAMES																
					72	N	Xavier	1	6	291	A	Prairie View	13	11						
					62	A	DBU	3	10	39	A	Southern Miss.	1	12						
					155	A	Incarnate Word	4	6	270	A	Grambling	13	2						
					291	A	Prairie View	6	7	270	A	Grambling	18	19						
					291	A	Prairie View	8	9	270	A	Grambling	6	10						

Non-Div. I Games:

Southern U.



Average RPI Win:		264	WON-LOST RECORD		WINNING PCT. RANK		LAST 10 GAMES		STRENGTH OF SCHEDULE		OPP. STRENGTH OF SCHEDULE		TEAM RPI		ADJ RPI		CONF. RPI		ADJ CONF. RPI	
DIV. I ONLY			6-19-0		.24 281		2-8-0		225		266		273		.41076 273		20		20	
DIV. I NON-CONF.			5-14-0		.26316 249		1-3-0		246		259		266		.42039 266		22		22	
TOTALS		RPI 1-25		RPI 26-50		W-L RECORDS		RPI 51-100		RPI 101-150		RPI 150+								
6-19-0		0-3-0		0-0-0		OVERALL		0-4-0		0-1-0		6-11-0								
2-5-0		0-0-0		0-0-0		HOME		0-1-0		0-1-0		2-3-0								
4-13-0		0-3-0		0-0-0		AWAY		0-3-0		0-0-0		4-7-0								
0-1-0		0-0-0		0-0-0		NEUTRAL		0-0-0		0-0-0		0-1-0								
5-14-0		0-3-0		0-0-0		NON-CONFERENCE		0-4-0		0-1-0		5-6-0								
1-3-0		0-0-0		0-0-0		HOME		0-1-0		0-1-0		1-1-0								
4-10-0		0-3-0		0-0-		AWAY		0-3-0		0-0-0		4-4-0								
0-1-0		0-0-0		0-0-0		NEUTRAL		0-0-0		0-0-0		0-1-0								
1-5-0		0-0-0		0-0-0		CONFERENCE		0-0-0		0-0-0		1-5-0								
1-2-0		0-0-0		0-0-0		HOME		0-0-0		0-0-0		1-2-0								
0-3-0		0-0-0		0-0-0		AWAY		0-0-0		0-0-0		0-3-0								
0-0-0		0-0-0		0-0-0		NEUTRAL		0-0-0		0-0-0		0-0-0								
RPI	S	Opponent		Score		RPI	S	Opponent		Score		RPI	S	Opponent		Score				
25	A	Missouri		5	8							114	H	Manhattan		6	11			
25	A	Missouri		0	7							179	A	George Washington		6	11			
25	A	Missouri		1	7							179	A	George Washington		2	8			
												179	A	George Washington		4	5			
												218	H	Saint Joseph's		1	5			
												218	H	Saint Joseph's		3	12			
												218	H	Saint Joseph's		10	2			
												229	A	The Citadel		6	4			
												229	A	The Citadel		6	7			
												229	A	The Citadel		7	8			
												247	H	Delaware		3	7			
												280	A	Presbyteri an		16	7			
												280	A	Presbyteri an		4	13			
												280	A	Presbyteri an		3	7			
												280	A	Presbyteri an		5	4			
												283	H	Sacred Heart		2	0			
												292	N	Fairleigh Dickinson		8	9			
												296	A	UMES		12	1			
LAST 10 GAMES																				
				218	H	Saint Joseph's	10	2	179	A	George Washi ngton	4	5							
				218	H	Saint Joseph's	3	12	179	A	George Washi ngton	6	11							
				218	H	Saint Joseph's	1	5	283	H	Sacred Heart	2	0							
				247	H	Del aware	3	7	59	H	Wagner	3	15							
				179	A	George Washi ngton	2	8	114	H	Manhattan	6	11							

Non-Div. I Games:

La Salle

Rider

Average RPI Win:		263	WON-LOST RECORD		WINNING PCT. RANK		LAST 10 GAMES		STRENGTH OF SCHEDULE		OPP. STRENGTH OF SCHEDULE		TEAM RPI		ADJ RPI		CONF. RPI		ADJ CONF. RPI	
DIV. I ONLY			6-16-0		.27273 264		2-6-0		201		297		274		.4106 274		27		27	
DIV. I NON-CONF.			5-15-0		.25 252		1-5-0		188		297		268		.42023 267		27		27	
TOTALS		RPI 1-25		RPI 26-50		W-L RECORDS		RPI 51-100		RPI 101-150		RPI 150+								
6-16-0		0-0-0		0-0-0		OVERALL		0-0-0		0-0-0		6-16-0								
1-2-0		0-0-0		0-0-0		HOME		0-0-0		0-0-0		1-2-0								
3-11-0		0-0-0		0-0-0		AWAY		0-0-0		0-0-0		3-11-0								
2-3-0		0-0-0		0-0-0		NEUTRAL		0-0-0		0-0-0		2-3-0								
5-15-0		0-0-0		0-0-0		NON-CONFERENCE		0-0-0		0-0-0		5-15-0								
0-1-0		0-0-0		0-0-0		HOME		0-0-0		0-0-0		0-1-0								
3-11-0		0-0-0		0-0-		AWAY		0-0-0		0-0-0		3-11-0								
2-3-0		0-0-0		0-0-0		NEUTRAL		0-0-0		0-0-0		2-3-0								
1-1-0		0-0-0		0-0-0		CONFERENCE		0-0-0		0-0-0		1-1-0								
1-1-0		0-0-0		0-0-0		HOME		0-0-0		0-0-0		1-1-0								
0-0-0		0-0-0		0-0-0		AWAY		0-0-0		0-0-0		0-0-0								
0-0-0		0-0-0		0-0-0		NEUTRAL		0-0-0		0-0-0		0-0-0								
RPI	S	Opponent		Score		RPI	S	Opponent		Score		RPI	S	Opponent		Score				

Rider

Non-Div. I Games:

Rider

Average RPI Win: 242		WON-LOST	WINNING	LAST 10	STRENGTH OF		OPP. STRENGTH	TEAM	ADJ	CONF.	ADJ CONF.
Average RPI Loss: 155		RECORD	PCT. RANK	GAMES	SCHEDULE		OF SCHEDULE	RPI	RPI	RPI	RPI
DIV. I ONLY		5-13-1	.28947	259	2-7-1		278	193	275	.40717	275
DIV. I NON-CONF.		4-12-0	.25	252	1-6-0		273	143	277	.40864	277
TOTALS		RPI 1-25	RPI 26-50		W-L RECORDS		RPI 51-100		RPI 101-150		RPI 150+
5-13-1	0-1-0	0-3-0		OVERALL		0-0-0		0-0-0		5-9-1	
1-0-0	0-0-0	0-0-0		HOME		0-0-0		0-0-0		1-0-0	
2-12-1	0-0-0	0-3-0		AWAY		0-0-0		0-0-0		2-9-1	
2-1-0	0-1-0	0-0-0		NEUTRAL		0-0-0		0-0-0		2-0-0	
4-12-0	0-1-0	0-3-0		NON-CONFERENCE		0-0-0		0-0-0		4-8-0	
1-0-0	0-0-0	0-0-0		HOME		0-0-0		0-0-0		1-0-0	
1-11-0	0-0-0	0-0-		AWAY		0-0-0		0-0-0		1-8-0	
2-1-0	0-1-0	0-0-0		NEUTRAL		0-0-0		0-0-0		2-0-0	
1-1-1	0-0-0	0-0-0		CONFERENCE		0-0-0		0-0-0		1-1-1	
0-0-0	0-0-0	0-0-0		HOME		0-0-0		0-0-0		0-0-0	
1-1-1	0-0-0	0-0-0		AWAY		0-0-0		0-0-0		1-1-1	
0-0-0	0-0-0	0-0-0		NEUTRAL		0-0-0		0-0-0		0-0-0	
RPI S	Opponent	Score		RPI S	Opponent	Score		RPI S	Opponent	Score	
13 N	Northeastern	8	10	35 A	Georgi a Tech	0	10	173 H	Qui nni pi ac	11	4
				35 A	Georgi a Tech	5	11	188 A	Cal Poly	2	11
				35 A	Georgi a Tech	9	12	188 A	Cal Poly	0	5
								188 A	Cal Poly	3	10
								204 A	San Jose St.	3	4
								208 A	CSU Bakersfi el d	5	7
								208 A	CSU Bakersfi el d	4	9
								208 A	CSU Bakersfi el d	1	4
								208 A	CSU Bakersfi el d	11	9
								221 A	UC Santa Barbara	5	15
								266 N	Georgetown	4	1
								279 A	Penn	5	4
								279 A	Penn	7	8
								279 A	Penn	4	4
								284 N	Villanova	12	7
LAST 10 GAMES				279 A	Penn	4	4	188 A	Cal Poly	3	10
				279 A	Penn	7	8	188 A	Cal Poly	2	11
				279 A	Penn	5	4	204 A	San Jose St.	3	4
				173 H	Qui nni pi ac	11	4	208 A	CSU Bakersfi el d	5	7
				188 A	Cal Poly	0	5	208 A	CSU Bakersfi el d	4	9

Non-Div. I Games:

Dartmouth

Average RPI Win: 247		WON-LOST	WINNING	LAST 10	STRENGTH OF		OPP. STRENGTH	TEAM	ADJ		CONF.	ADJ CONF.			
Average RPI Loss: 185		RECORD	PCT. RANK	GAMES	SCHEDULE		OF SCHEDULE	RPI	RPI		RPI	RPI			
DIV. I ONLY		6-16-0	.27273	264	2-7-0		269	254	276	.40575	276	27	27		
DIV. I NON-CONF.		4-13-0	.23529	260	0-4-0		201	276	252	.43627	252	27	27		
TOTALS		RPI 1-25		RPI 26-50		W-L RECORDS		RPI 51-100		RPI 101-150		RPI 150+			
6-16-0		0-0-0		0-0-0		OVERALL		0-0-0		1-6-0		5-10-0			
1-2-0		0-0-0		0-0-0		HOME		0-0-0		0-0-0		1-2-0			
4-13-0		0-0-0		0-0-0		AWAY		0-0-0		1-6-0		3-6-0			
1-1-0		0-0-0		0-0-0		NEUTRAL		0-0-0		0-0-0		1-1-0			
4-13-0		0-0-0		0-0-0		NON-CONFERENCE		0-0-0		1-6-0		3-7-0			
0-0-0		0-0-0		0-0-0		HOME		0-0-0		0-0-0		0-0-0			
3-12-0		0-0-0		0-0-		AWAY		0-0-0		1-6-0		2-6-0			
1-1-0		0-0-0		0-0-0		NEUTRAL		0-0-0		0-0-0		1-1-0			
2-3-0		0-0-0		0-0-0		CONFERENCE		0-0-0		0-0-0		2-3-0			
1-2-0		0-0-0		0-0-0		HOME		0-0-0		0-0-0		1-2-0			
1-1-0		0-0-0		0-0-0		AWAY		0-0-0		0-0-0		1-1-0			
0-0-0		0-0-0		0-0-0		NEUTRAL		0-0-0		0-0-0		0-0-0			
RPI	S	Opponent	Score	RPI	S	Opponent	Score	RPI	S	Opponent	Score	RPI	S	Opponent	Score
												113	A	Rutgers	12 3
												117	A	VCU	1 2
												117	A	VCU	4 5
												117	A	VCU	0 3
												130	A	Charlotte	2 6
												130	A	Charlotte	3 10
												130	A	Charlotte	2 9
												167	N	Stony Brook	3 5
												169	A	N. C. Central	8 21
												169	A	N. C. Central	5 6
												169	A	N. C. Central	2 12
												231	A	LIU Brookl yn	4 9
												245	H	Si ena	2 3
												245	H	Si ena	4 2
												245	H	Si ena	2 15
												271	A	Longwood	1 3
												271	A	Longwood	2 11
												271	A	Longwood	7 6
												274	A	Ri der	3 9
												274	A	Ri der	12 0
												283	N	Sacred Heart	6 5
												295	A	Norfol k St.	6 1
				LAST 10 GAMES											
												274	A	Ri der	12 0
												274	A	Ri der	3 9
												245	H	Si ena	4 2
												245	H	Si ena	2 3
												245	H	Si ena	2 15
												231	A	LIU Brookl yn	4 9
												117	A	VCU	4 5
												117	A	VCU	1 2
												117	A	VCU	0 3
												271	A	Longwood	1 3

Non-Div. I Games:

Iona

Average RPI Win:		227	WON-LOST RECORD		WINNING PCT. RANK		LAST 10 GAMES		STRENGTH OF SCHEDULE		OPP. STRENGTH OF SCHEDULE		TEAM RPI		ADJ RPI		CONF. RPI		ADJ CONF. RPI	
DIV. I ONLY			7-12-0		.36842 220		5-4-0		295		187		277		.40487 277		27		27	
DIV. I NON-CONF.			5-11-0		.3125 230		3-3-0		295		166		285		.38742 285		27		27	
TOTALS		RPI 1-25		RPI 26-50		W-L RECORDS		RPI 51-100		RPI 101-150		RPI 150+								
7-12-0		0-0-0		0-0-0		OVERALL		0-1-0		0-2-0		7-9-0								
0-0-0		0-0-0		0-0-0		HOME		0-0-0		0-0-0		0-0-0								
7-9-0		0-0-0		0-0-0		AWAY		0-0-0		0-0-0		7-9-0								
0-3-0		0-0-0		0-0-0		NEUTRAL		0-1-0		0-2-0		0-0-0								
5-11-0		0-0-0		0-0-0		NON-CONFERENCE		0-1-0		0-2-0		5-8-0								
0-0-0		0-0-0		0-0-0		HOME		0-0-0		0-0-0		0-0-0								
5-8-0		0-0-0		0-0-		AWAY		0-0-0		0-0-0		5-8-0								
0-3-0		0-0-0		0-0-0		NEUTRAL		0-1-0		0-2-0		0-0-0								
2-1-0		0-0-0		0-0-0		CONFERENCE		0-0-0		0-0-0		2-1-0								
0-0-0		0-0-0		0-0-0		HOME		0-0-0		0-0-0		0-0-0								
2-1-0		0-0-0		0-0-0		AWAY		0-0-0		0-0-0		2-1-0								
0-0-0		0-0-0		0-0-0		NEUTRAL		0-0-0		0-0-0		0-0-0								
RPI	S	Opponent		Score		RPI	S	Opponent		Score		RPI	S	Opponent		Score				
								</												

Non-Div. I Games:

Niagara

Average RPI Win: 263		WON-LOST	WINNING	LAST 10	STRENGTH OF		OPP. STRENGTH	TEAM	ADJ	CONF.	ADJ CONF.
Average RPI Loss: 176		RECORD	PCT. RANK	GAMES	SCHEDULE		OF SCHEDULE	RPI	RPI	RPI	RPI
DIV. I ONLY		10-12-0	.45455	177	5-5-0		282	270	278	.40349	278
DIV. I NON-CONF.		1-6-0	.14286	281	1-3-0		211	15	280	.39885	280
TOTALS		RPI 1-25	RPI 26-50		W-L RECORDS		RPI 51-100		RPI 101-150		RPI 150+
10-12-0		0-1-0	0-1-0		OVERALL		0-2-0		0-0-0		10-8-0
7-6-0		0-1-0	0-0-0		HOME		0-0-0		0-0-0		7-5-0
1-5-0		0-0-0	0-1-0		AWAY		0-2-0		0-0-0		1-2-0
2-1-0		0-0-0	0-0-0		NEUTRAL		0-0-0		0-0-0		2-1-0
1-6-0		0-1-0	0-1-0		NON-CONFERENCE		0-2-0		0-0-0		1-2-0
1-3-0		0-1-0	0-0-0		HOME		0-0-0		0-0-0		1-2-0
0-3-0		0-0-0	0-0-		AWAY		0-2-0		0-0-0		0-0-0
0-0-0		0-0-0	0-0-0		NEUTRAL		0-0-0		0-0-0		0-0-0
9-6-0		0-0-0	0-0-0		CONFERENCE		0-0-0		0-0-0		9-6-0
6-3-0		0-0-0	0-0-0		HOME		0-0-0		0-0-0		6-3-0
1-2-0		0-0-0	0-0-0		AWAY		0-0-0		0-0-0		1-2-0
2-1-0		0-0-0	0-0-0		NEUTRAL		0-0-0		0-0-0		2-1-0
RPI S	Opponent	Score	RPI S	Opponent	Score	RPI S	Opponent	Score	RPI S	Opponent	Score
14 H	Creighton	6 10	35 A	Georgi a Tech	0 8	53 A	Tennessee	1 9	163 H	Val parai so	8 12
						86 A	TCU	1 7	163 H	Val parai so	6 5
									163 H	Val parai so	7 14
									251 A	Texas Southern	12 10
									251 A	Texas Southern	0 10
									251 A	Texas Southern	2 9
									257 N	Alabama St.	8 5
									270 H	Grambling	7 6
									270 H	Grambling	3 5
									270 H	Grambling	7 8
									270 N	Grambling	5 4
									272 H	Southern U.	1 12
									272 H	Southern U.	6 5
									272 H	Southern U.	6 5
									281 N	Al corn	4 5
									291 H	Prairie View	6 5
									291 H	Prairie View	4 3
									291 H	Prairie View	11 1
LAST 10 GAMES						251 A	Texas Southern	12 10			
						86 A	TCU	1 7			
						163 H	Val parai so	8 12			
						163 H	Val parai so	6 5			
						163 H	Val parai so	7 14			
						251 A	Texas Southern	2 9			
						251 A	Texas Southern	0 10			

Non-Div. I Games:

Ark. -Pine Bluff

Average RPI Win: 250		WON-LOST RECORD	WINNING PCT. RANK		LAST 10 GAMES	STRENGTH OF SCHEDULE	OPP. STRENGTH OF SCHEDULE	TEAM RPI	ADJ RPI	CONF. RPI	ADJ CONF. RPI	
Average RPI Loss: 204												
DIV. I ONLY		6-15-1	.29545	255	4-5-1	266	289	279	.40285	279	26	26
DIV. I NON-CONF.		4-12-0	.25	252	2-2-0	212	291	260	.42653	260	25	25
<hr/>												
TOTALS		RPI 1-25		RPI 26-50		W-L RECORDS		RPI 51-100		RPI 101-150		RPI 150+
6-15-1		0-0-0		0-0-0		OVERALL		0-0-0		1-7-0		5-8-1
1-1-1		0-0-0		0-0-0		HOME		0-0-0		0-0-0		1-1-1
3-12-0		0-0-0		0-0-0		AWAY		0-0-0		1-7-0		2-5-0
2-2-0		0-0-0		0-0-0		NEUTRAL		0-0-0		0-0-0		2-2-0
4-12-0		0-0-0		0-0-0		NON-CONFERENCE		0-0-0		1-7-0		3-5-0
0-0-0		0-0-0		0-0-0		HOME		0-0-0		0-0-0		0-0-0
2-10-0		0-0-0		0-0-		AWAY		0-0-0		1-7-0		1-3-0
2-2-0		0-0-0		0-0-0		NEUTRAL		0-0-0		0-0-0		2-2-0
2-3-1		0-0-0		0-0-0		CONFERENCE		0-0-0		0-0-0		2-3-1
1-1-1		0-0-0		0-0-0		HOME		0-0-0		0-0-0		1-1-1
1-2-0		0-0-0		0-0-0		AWAY		0-0-0		0-0-0		1-2-0
0-0-0		0-0-0		0-0-0		NEUTRAL		0-0-0		0-0-0		0-0-0
RPI	S	Opponent	Score	RPI	S	Opponent	Score	RPI	S	Opponent	Score	
										133 A Northwestern St.	1 2	
										133 A Northwestern St.	2 8	
										133 A Northwestern St.	8 5	
										139 A Wofford	6 7	
										139 A Wofford	6 8	
										139 A Wofford	4 5	
										145 A Furman	4 12	
										145 A Furman	1 4	
										218 A Saint Joseph's	4 7	
										248 A Brown	1 4	
										248 A Brown	6 7	
										248 A Brown	9 8	
										258 A USC Upstate	7 5	
										258 A USC Upstate	3 5	
										258 A USC Upstate	2 7	
										275 H Dartmouth	4 4	
										275 H Dartmouth	4 5	
										275 H Dartmouth	8 7	
										292 N Fairleigh Dickinson	1 3	
										292 N Fairleigh Dickinson	6 3	
										292 N Fairleigh Dickinson	3 7	
										292 N Fairleigh Dickinson	16 8	
LAST 10 GAMES												
				275 H Dartmouth	4	4		248 A Brown	1	4		
				275 H Dartmouth	8	7		248 A Brown	6	7		
				275 H Dartmouth	4	5		292 N Fairleigh Dickinson	16	8		
				218 A Saint Joseph's	4	7		292 N Fairleigh Dickinson	1	3		
				248 A Brown	9	8		292 N Fairleigh Dickinson	6	3		

Non-Div. I Games:

Penn

Average RPI Win: 229		WON-LOST RECORD		WINNING PCT. RANK		LAST 10 GAMES		STRENGTH OF SCHEDULE		OPP. STRENGTH OF SCHEDULE		TEAM RPI		ADJ RPI		CONF. RPI		ADJ CONF. RPI	
DIV. I ONLY		9-20-0		.31034 248		4-6-0		251		226		280		.39877 280		24		24	
DIV. I NON-CONF.		5-15-0		.25 252		0-2-0		264		232		287		.38399 287		24		24	
TOTALS		RPI 1-25		RPI 26-50		W-L RECORDS		RPI 51-100		RPI 101-150		RPI 150+							
9-20-0		0-1-0		0-3-0		OVERALL		0-2-0		1-0-0		8-14-0							
7-9-0		0-0-0		0-0-0		HOME		0-0-0		0-0-0		7-9-0							
1-8-0		0-0-0		0-3-0		AWAY		0-0-0		1-0-0		0-5-0							
1-3-0		0-1-0		0-0-0		NEUTRAL		0-2-0		0-0-0		1-0-0							
5-15-0		0-1-0		0-3-0		NON-CONFERENCE		0-2-0		1-0-0		4-9-0							
3-7-0		0-0-0		0-0-0		HOME		0-0-0		0-0-0		3-7-0							
1-5-0		0-0-0		0-0-		AWAY		0-0-0		1-0-0		0-2-0							
1-3-0		0-1-0		0-0-0		NEUTRAL		0-2-0		0-0-0		1-0-0							
4-5-0		0-0-0		0-0-0		CONFERENCE		0-0-0		0-0-0		4-5-0							
4-2-0		0-0-0		0-0-0		HOME		0-0-0		0-0-0		4-2-0							
0-3-0		0-0-0		0-0-0		AWAY		0-0-0		0-0-0		0-3-0							
0-0-0		0-0-0		0-0-0		NEUTRAL		0-0-0		0-0-0		0-0-0							
RPI	S	Opponent		Score		RPI	S	Opponent		Score		RPI	S	Opponent		Score			
13	N	Northeastern		1	6	29	A	Vanderbil t		1	7	72	N	Xavier		5	6		
						29	A	Vanderbil t		2	15	75	N	Pittsburgh		3	4		
						40	A	Duke		0	8								

Non-Div. I Games:

Presbyteria n



Alcorn

Average RPI Win:		273	WON-LOST RECORD		WINNING PCT. RANK		LAST 10 GAMES		STRENGTH OF SCHEDULE		OPP. STRENGTH OF SCHEDULE		TEAM RPI		ADJ RPI		CONF. RPI		ADJ CONF. RPI	
DIV. I ONLY			7-17-0		.29167 256		3-6-0		275		286		281		.39626 281		30		30	
DIV. I NON-CONF.			2-4-0		.33333 220		0-1-0		185		266		196		.47674 199		30		30	
TOTALS		RPI 1-25		RPI 26-50		W-L RECORDS		RPI 51-100		RPI 101-150		RPI 150+								
7-17-0		0-0-0		0-0-0		OVERALL		0-1-0		0-1-0		7-15-0								
0-3-0		0-0-0		0-0-0		HOME		0-0-0		0-0-0		0-3-0								
5-13-0		0-0-0		0-0-0		AWAY		0-1-0		0-1-0		5-11-0								
2-1-0		0-0-0		0-0-0		NEUTRAL		0-0-0		0-0-0		2-1-0								
2-4-0		0-0-0		0-0-0		NON-CONFERENCE		0-1-0		0-1-0		2-2-0								
0-0-0		0-0-0		0-0-0		HOME		0-0-0		0-0-0		0-0-0								
2-4-0		0-0-0		0-0-		AWAY		0-1-0		0-1-0		2-2-0								
0-0-0		0-0-0		0-0-0		NEUTRAL		0-0-0		0-0-0		0-0-0								
5-13-0		0-0-0		0-0-0		CONFERENCE		0-0-0		0-0-0		5-13-0								
0-3-0		0-0-0		0-0-0		HOME		0-0-0		0-0-0		0-3-0								
3-9-0		0-0-0		0-0-0		AWAY		0-0-0		0-0-0		3-9-0								
2-1-0		0-0-0		0-0-0		NEUTRAL		0-0-0		0-0-0		2-1-0								
RPI	S	Opponent		Score		RPI	S	Opponent		Score		RPI	S	Opponent		Score				

Non-Div. I Games:      Tougaloo      1      9      Tougaloo      10      6

Alcorn

Towson

Average RPI Win:		232	WON-LOST RECORD		WINNING PCT. RANK		LAST 10 GAMES		STRENGTH OF SCHEDULE		OPP. STRENGTH OF SCHEDULE		TEAM RPI		ADJ RPI		CONF. RPI		ADJ CONF. RPI	
DIV. I ONLY			6-19-0		.24 281		3-7-0		196		291		282		.39556 282		16		16	
DIV. I NON-CONF.			3-16-0		.15789 278		0-4-0		251		292		291		.36417 291		16		16	
TOTALS		RPI 1-25		RPI 26-50		W-L RECORDS		RPI 51-100		RPI 101-150		RPI 150+								
6-19-0		0-0-0		0-0-0		OVERALL		0-0-0		0-3-0		6-16-0								
3-10-0		0-0-0		0-0-0		HOME		0-0-0		0-0-0		3-10-0								
3-9-0		0-0-0		0-0-0		AWAY		0-0-0		0-3-0		3-6-0								
0-0-0		0-0-0		0-0-0		NEUTRAL		0-0-0		0-0-0		0-0-0								
3-16-0		0-0-0		0-0-0		NON-CONFERENCE		0-0-0		0-3-0		3-13-0								
1-9-0		0-0-0		0-0-0		HOME		0-0-0		0-0-0		1-9-0								
2-7-0		0-0-0		0-0-		AWAY		0-0-0		0-3-0		2-4-0								
0-0-0		0-0-0		0-0-0		NEUTRAL		0-0-0		0-0-0		0-0-0								
3-3-0		0-0-0		0-0-0		CONFERENCE		0-0-0		0-0-0		3-3-0								
2-1-0		0-0-0		0-0-0		HOME		0-0-0		0-0-0		2-1-0								
1-2-0		0-0-0		0-0-0		AWAY		0-0-0		0-0-0		1-2-0								
0-0-0		0-0-0		0-0-0		NEUTRAL		0-0-0		0-0-0		0-0-0								
RPI	S	Opponent	Score		RPI	S	Opponent	Score		RPI	S	Opponent	Score							
										142	A	Richmond	5	11						
										142	A	Richmond	3	7						
										142	A	Richmond	5	10						
										179	A	George Washington	2	13						
										202	A	New Mexico St.	11	6						
										202	A	New Mexico St.	3	13						
										202	A	New Mexico St.	4	24						
										210	A	George Mason	7	14						
										211	H	Albany (NY)	8	7						
										211	H	Albany (NY)	0	2						
										211	H	Albany (NY)	3	15						
										214	H	Marist	3	5						
										214	H	Marist	1	4						
										214	H	Marist	1	9						
										217	H	Hofstra	5	3						
										217	H	Hofstra	1	0						
										217	H	Hofstra	0	11						
										247	A	Delaware	3	6						
										247	A	Delaware	1	2						
										247	A	Delaware	10	2						
										255	H	UMBC	4	6						
										262	H	Ohio	9	10						
										262	H	Ohio	2	5						
										262	H	Ohio	8	9						
										297	A	Delaware St.	12	2						
LAST 10 GAMES																				
					217	H	Hofstra	1	0	247	A	Delaware	1	2						
					217	H	Hofstra	5	3	247	A	Delaware	3	6						
					217	H	Hofstra	0	11	214	H	Marist	3	5						
					179	A	George Washi ngton	2	13	214	H	Marist	1	4						
					247	A	Del aware	10	2	214	H	Marist	1	9						

Non-Div. I Games:

Towson

Average RPI Win:		223	WON-LOST RECORD		WINNING PCT. RANK		LAST 10 GAMES		STRENGTH OF SCHEDULE		OPP. STRENGTH OF SCHEDULE		TEAM RPI		ADJ RPI		CONF. RPI		ADJ CONF. RPI				
DIV. I ONLY			5-15-0		.25	276	2-8-0		268		223		283		.39549	283	28		28				
DIV. I NON-CONF.			4-11-0		.26667	245	1-4-0		281		216		274		.41052	274	29		29				
TOTALS		RPI 1-25		RPI 26-50			W-L RECORDS			RPI 51-100			RPI 101-150			RPI 150+							
5-15-0		0-0-0		0-0-0			OVERALL			0-4-0			2-4-0			3-7-0							
1-4-0		0-0-0		0-0-0			HOME			0-3-0			0-0-0			1-1-0							
3-8-0		0-0-0		0-0-0			AWAY			0-1-0			1-3-0			2-4-0							
1-3-0		0-0-0		0-0-0			NEUTRAL			0-0-0			1-1-0			0-2-0							
4-11-0		0-0-0		0-0-0			NON-CONFERENCE			0-1-0			2-4-0			2-6-0							
0-0-0		0-0-0		0-0-0			HOME			0-0-0			0-0-0			0-0-0							
3-8-0		0-0-0		0-0-			AWAY			0-1-0			1-3-0			2-4-0							
1-3-0		0-0-0		0-0-0			NEUTRAL			0-0-0			1-1-0			0-2-0							
1-4-0		0-0-0		0-0-0			CONFERENCE			0-3-0			0-0-0			1-1-0							
1-4-0		0-0-0		0-0-0			HOME			0-3-0			0-0-0			1-1-0							
0-0-0		0-0-0		0-0-0			AWAY			0-0-0			0-0-0			0-0-0							
0-0-0		0-0-0		0-0-0			NEUTRAL			0-0-0			0-0-0			0-0-0							
RPI	S	Opponent		Score		RPI	S	Opponent		Score		RPI	S	Opponent		Score		RPI	S	Opponent		Score	
																						</	

Non-Div. I Games:

Sacred Heart

Average RPI Win:	267	WON-LOST RECORD	WINNING PCT. RANK	LAST 10 GAMES	STRENGTH OF SCHEDULE	OPP. STRENGTH OF SCHEDULE	TEAM RPI	ADJ RPI	CONF. RPI	ADJ CONF. RPI	
Average RPI Loss:	161										
DIV. I ONLY	5-14-0	.26316	271	2-8-0	271	252	284	.39212	284	12	12
DIV. I NON-CONF.	5-14-0	.26316	249	2-8-0	279	263	283	.39212	283	12	12
<hr/>											
TOTALS	RPI 1-25	RPI 26-50		W-L RECORDS		RPI 51-100		RPI 101-150		RPI 150+	
5-14-0	0-1-0	0-0-0		OVERALL		0-1-0		0-4-0		5-8-0	
0-5-0	0-0-0	0-0-0		HOME		0-1-0		0-1-0		0-3-0	
4-4-0	0-0-0	0-0-0		AWAY		0-0-0		0-3-0		4-1-0	
1-5-0	0-1-0	0-0-0		NEUTRAL		0-0-0		0-0-0		1-4-0	
5-14-0	0-1-0	0-0-0		NON-CONFERENCE		0-1-0		0-4-0		5-8-0	
0-5-0	0-0-0	0-0-0		HOME		0-1-0		0-1-0		0-3-0	
4-4-0	0-0-0	0-0-		AWAY		0-0-0		0-3-0		4-1-0	
1-5-0	0-1-0	0-0-0		NEUTRAL		0-0-0		0-0-0		1-4-0	
0-0-0	0-0-0	0-0-0		CONFERENCE		0-0-0		0-0-0		0-0-0	
0-0-0	0-0-0	0-0-0		HOME		0-0-0		0-0-0		0-0-0	
0-0-0	0-0-0	0-0-0		AWAY		0-0-0		0-0-0		0-0-0	
0-0-0	0-0-0	0-0-0		NEUTRAL		0-0-0		0-0-0		0-0-0	
RPI	S	Opponent	Score	RPI	S	Opponent	Score	RPI	S	Opponent	Score
13	N	Northeastern	0 1					111	A	Southern Cali forni a	6 15
								111	A	Southern Cali forni a	6 12
								111	A	Southern Cali forni a	2 5
								114	H	Manhattan	5 7
								154	H	NJIT	0 1
								154	H	NJIT	2 3
								200	A	Lafayette	6 7
								210	N	George Mason	1 6
								224	A	Bucknel l	6 4
								224	N	Bucknel l	6 4
								224	N	Bucknel l	1 11
								237	N	Western Mich.	0 6
								275	N	Dartmouth	7 12
								283	H	Sacred Heart	2 3
								295	A	Norfol k St.	14 1
								295	A	Norfol k St.	11 3
								295	A	Norfol k St.	4 2
				LAST 10 GAMES							
				224	A	Bucknel l	6 4	114	H	Manhattan	5 7
				200	A	Lafayette	6 7	283	H	Sacred Heart	2 3
				154	H	NJIT	0 1	224	N	Bucknel l	1 11
				154	H	NJIT	2 3	224	N	Bucknel l	6 4
				59	H	Wagner	4 8	210	N	George Mason	1 6

Non-Div. I Games:

Villanova

Average RPI Win: 291		WON-LOST	WINNING	LAST 10	STRENGTH OF		OPP. STRENGTH	TEAM	ADJ	CONF.	ADJ CONF.
Average RPI Loss: 178		RECORD	PCT. RANK	GAMES	SCHEDULE		OF SCHEDULE	RPI	RPI	RPI	RPI
DIV. I ONLY		8-15-0	.34783	226	7-3-0		281	293	285	.38957	285
DIV. I NON-CONF.		0-12-0	0	292	0-1-0		179	243	292	.36189	292
TOTALS		RPI 1-25	RPI 26-50		W-L RECORDS		RPI 51-100		RPI 101-150		RPI 150+
8-15-0	0-0-0	0-0-0		OVERALL		0-4-0		0-0-0		8-11-0	
3-5-0	0-0-0	0-0-0		HOME		0-4-0		0-0-0		3-1-0	
5-10-0	0-0-0	0-0-0		AWAY		0-0-0		0-0-0		5-10-0	
0-0-0	0-0-0	0-0-0		NEUTRAL		0-0-0		0-0-0		0-0-0	
0-12-0	0-0-0	0-0-0		NON-CONFERENCE		0-4-0		0-0-0		0-8-0	
0-5-0	0-0-0	0-0-0		HOME		0-4-0		0-0-0		0-1-0	
0-7-0	0-0-0	0-0-0		AWAY		0-0-0		0-0-0		0-7-0	
0-0-0	0-0-0	0-0-0		NEUTRAL		0-0-0		0-0-0		0-0-0	
8-3-0	0-0-0	0-0-0		CONFERENCE		0-0-0		0-0-0		8-3-0	
3-0-0	0-0-0	0-0-0		HOME		0-0-0		0-0-0		3-0-0	
5-3-0	0-0-0	0-0-0		AWAY		0-0-0		0-0-0		5-3-0	
0-0-0	0-0-0	0-0-0		NEUTRAL		0-0-0		0-0-0		0-0-0	
RPI S Opponent	Score	RPI S Opponent	Score	RPI S Opponent	Score	RPI S Opponent	Score	RPI S Opponent	Score	RPI S Opponent	Score
				59 H Wagner	2 3	154 H NJIT	7 8				
				59 H Wagner	0 9	162 A Eastern Ky.	4 14				
				83 H Fordham	8 10	162 A Eastern Ky.	8 10				
				83 H Fordham	1 4	162 A Eastern Ky.	1 15				
						177 A Navy	3 11				
						177 A Navy	1 3				
						253 A N. C. A&T	2 3				
						253 A N. C. A&T	9 5				
						266 A Georgetown	9 16				
						288 A Mt. St. Mary's	1 4				
						295 A Norfolk St.	10 0				
						295 A Norfolk St.	7 5				
						295 A Norfolk St.	5 6				
						296 A UMES	12 2				
						296 A UMES	5 4				
						296 A UMES	0 1				
						297 H Delaware St.	2 0				
						297 H Delaware St.	3 2				
						297 H Delaware St.	17 13				
LAST 10 GAMES				295 A Norfolk St.	7 5	297 H Delaware St.	2 0				
				295 A Norfolk St.	10 0	297 H Delaware St.	17 13				
				295 A Norfolk St.	5 6	296 A UMES	5 4				
				177 A Navy	3 11	296 A UMES	0 1				
				297 H Delaware St.	3 2	296 A UMES	12 2				

Non-Div. I Games:

Coppin St.

Average RPI Win:		272	WON-LOST RECORD		WINNING PCT. RANK		LAST 10 GAMES		STRENGTH OF SCHEDULE		OPP. STRENGTH OF SCHEDULE		TEAM RPI		ADJ RPI		CONF. RPI		ADJ CONF. RPI	
DIV. I ONLY			7-20-0		.25926 275		2-7-0		224		278		286		.3884 286		30		30	
DIV. I NON-CONF.			3-12-0		.2 266		0-3-0		152		246		278		.40691 278		30		30	
TOTALS		RPI 1-25		RPI 26-50		W-L RECORDS		RPI 51-100		RPI 101-150		RPI 150+								
7-20-0		0-2-0		0-1-0		OVERALL		0-2-0		0-3-0		7-12-0								
6-11-0		0-0-0		0-1-0		HOME		0-0-0		0-0-0		6-10-0								
1-9-0		0-2-0		0-0-0		AWAY		0-2-0		0-3-0		1-2-0								
0-0-0		0-0-0		0-0-0		NEUTRAL		0-0-0		0-0-0		0-0-0								
3-12-0		0-2-0		0-1-0		NON-CONFERENCE		0-2-0		0-3-0		3-4-0								
3-5-0		0-0-0		0-1-0		HOME		0-0-0		0-0-0		3-4-0								
0-7-0		0-2-0		0-0-		AWAY		0-2-0		0-3-0		0-0-0								
0-0-0		0-0-0		0-0-0		NEUTRAL		0-0-0		0-0-0		0-0-0								
4-8-0		0-0-0		0-0-0		CONFERENCE		0-0-0		0-0-0		4-8-0								
3-6-0		0-0-0		0-0-0		HOME		0-0-0		0-0-0		3-6-0								
1-2-0		0-0-0		0-0-0		AWAY		0-0-0		0-0-0		1-2-0								
0-0-0		0-0-0		0-0-0		NEUTRAL		0-0-0		0-0-0		0-0-0								
RPI	S	Opponent		Score		RPI	S	Opponent		Score		RPI	S	Opponent		Score				
25	A	Missouri		0	14	42	H	Tennessee Tech		0	17	52	A	Alabama		0	14			
25	A	Missouri		3	7							52	A	Alabama		0	15			
												148	A	Samford		2	9			
												148	A	Samford		2	3			
												148	A	Samford		2	6			
												157	H	Morehead St.		1	7			
												157	H	Morehead St.		0	5			
												157	H	Morehead St.		0	5			
												159	H	Jackson St.		0	8			
												159	H	Jackson St.		4	8			
												159	H	Jackson St.		0	11			
												244	H	Murray St.		4	1			
												257	H	Alabama St.		3	0			
												257	H	Alabama St.		7	6			
												257	H	Alabama St.		4	5			
												281	H	Alcorn		4	15			
												281	H	Alcorn		4	5			
												281	H	Alcorn		11	1			
												287	A	Mississippi Val.		5	10			
												287	A	Mississippi Val.		8	6			
												287	A	Mississippi Val.		7	12			
												289	H	Fort Wayne		8	7			
												289	H	Fort Wayne		4	7			
												289	H	Fort Wayne		5	2			
LAST 10 GAMES				LAST 10 GAMES				LAST 10 GAMES				LAST 10 GAMES								
281	H	Alcorn		4	5	287	A	Mississippi Val.		5	10	281	H	Alcorn		4	15			
281	H	Alcorn		4	15	42	H	Tennessee Tech		0	17	148	A	Samford		2	9			
281	H	Alcorn		11	1	148	A	Samford		2	3	148	A	Samford		2	3			
287	A	Mississippi Val.		7	12	148	A	Samford		2	6									
287	A	Mississippi Val.		8	6															

Non-Div. I Games: North Ala. 10 13

Al abama A&amp;M

[illegible]

Non-Div. I Games:	Delta St.	6	5	Delta St.	5	10
-------------------	-----------	---	---	-----------	---	----

Mi ssi ssi ppi Val .

Average RPI Win:		253	WON-LOST RECORD		WINNING PCT. RANK		LAST 10 GAMES		STRENGTH OF SCHEDULE		OPP. STRENGTH OF SCHEDULE		TEAM RPI		ADJ RPI		CONF. RPI		ADJ CONF. RPI		
DIV. I ONLY			6-14-0		.3 250		3-7-0		289		280		288		.38344 288		28		28		
DIV. I NON-CONF.			4-11-0		.26667 245		1-4-0		290		288		289		.36795 289		29		29		
TOTALS		RPI 1-25		RPI 26-50		W-L RECORDS		RPI 51-100		RPI 101-150		RPI 150+									
6-14-0		0-0-0		0-0-0		OVERALL		0-1-0		1-2-0		5-11-0									
1-0-0		0-0-0		0-0-0		HOME		0-0-0		0-0-0		1-0-0									
3-8-0		0-0-0		0-0-0		AWAY		0-0-0		1-2-0		2-6-0									
2-6-0		0-0-0		0-0-0		NEUTRAL		0-1-0		0-0-0		2-5-0									
4-11-0		0-0-0		0-0-0		NON-CONFERENCE		0-1-0		0-0-0		4-10-0									
1-0-0		0-0-0		0-0-0		HOME		0-0-0		0-0-0		1-0-0									
1-5-0		0-0-0		0-0-		AWAY		0-0-0		0-0-0		1-5-0									
2-6-0		0-0-0		0-0-0		NEUTRAL		0-1-0		0-0-0		2-5-0									
2-3-0		0-0-0		0-0-0		CONFERENCE		0-0-0		1-2-0		1-1-0									
0-0-0		0-0-0		0-0-0		HOME		0-0-0		0-0-0		0-0-0									
2-3-0		0-0-0		0-0-0		AWAY		0-0-0		1-2-0		1-1-0									
0-0-0		0-0-0		0-0-0		NEUTRAL		0-0-0		0-0-0		0-0-0									
RPI	S	Opponent		Score	RPI	S	Opponent		Score	RPI	S	Opponent		Score							
										51	N	Minnesota		5	16	123	A	Bryant		3	9
										123	A	Bryant		6	1						
										123	A	Bryant		2	9						
										187	A	Davidson		1	9						
										187	A	Davidson		7	18						
										187	A	Davidson		2	4						
										217	N	Hofstra		0	11						
										249	N	Chicago St.		4	7						
										255	A	UMBC		7	9						
										265	N	St. Bonaventure		9	14						
										265	N	St. Bonaventure		16	6						
										265	N	St. Bonaventure		0	3						
										266	N	Georgetown		4	3						
										280	N	Presbyterian		2	13						
										283	A	Sacred Heart		5	11						
										283	A	Sacred Heart		7	6						
										285	H	Coppin St.		4	1						
										296	A	UMES		4	3						
										296	A	UMES		1	2						
										LAST 10 GAMES					LAST 10 GAMES						
123 A Bryant					2	9	283 A Sacred Heart					5	11								
123 A Bryant					3	9	283 A Sacred Heart					7	6								
123 A Bryant					6	1	187 A Davidson					7	18								
296 A UMES					1	2	187 A Davidson					2	4								
296 A UMES					4	3	187 A Davidson					1	9								

Non-Div. I Games:

Mt. St. Mary's



Average RPI Win:		210	WON-LOST RECORD		WINNING PCT. RANK		LAST 10 GAMES		STRENGTH OF SCHEDULE		OPP. STRENGTH OF SCHEDULE		TEAM RPI		ADJ RPI		CONF. RPI		ADJ CONF. RPI	
DIV. I ONLY			6-17-0		.26087 273		2-8-0		283		263		289		.38093 289		29		29	
DIV. I NON-CONF.			4-10-0		.28571 238		0-1-0		234		242		243		.4451 243		28		28	
TOTALS		RPI 1-25		RPI 26-50		W-L RECORDS		RPI 51-100		RPI 101-150		RPI 150+								
6-17-0		0-0-0		1-2-0		OVERALL		1-2-0		0-0-0		4-13-0								
2-5-0		0-0-0		0-0-0		HOME		0-0-0		0-0-0		2-5-0								
4-12-0		0-0-0		1-2-0		AWAY		1-2-0		0-0-0		2-8-0								
0-0-0		0-0-0		0-0-0		NEUTRAL		0-0-0		0-0-0		0-0-0								
4-10-0		0-0-0		1-2-0		NON-CONFERENCE		1-2-0		0-0-0		2-6-0								
0-1-0		0-0-0		0-0-0		HOME		0-0-0		0-0-0		0-1-0								
4-9-0		0-0-0		1-0-		AWAY		1-2-0		0-0-0		2-5-0								
0-0-0		0-0-0		0-0-0		NEUTRAL		0-0-0		0-0-0		0-0-0								
2-7-0		0-0-0		0-0-0		CONFERENCE		0-0-0		0-0-0		2-7-0								
2-4-0		0-0-0		0-0-0		HOME		0-0-0		0-0-0		2-4-0								
0-3-0		0-0-0		0-0-0		AWAY		0-0-0		0-0-0		0-3-0								
0-0-0		0-0-0		0-0-0		NEUTRAL		0-0-0		0-0-0		0-0-0								
RPI	S	Opponent		Score		RPI	S	Opponent		Score		RPI	S	Opponent		Score				
				41	A	Little Rock	3	2	100	A	Butler	7	8	194	H	North Dakota St.	3	10		
				41	A	Little Rock	1	7	100	A	Butler	7	8	194	H	North Dakota St.	0	15		
				41	A	Little Rock	0	2	100	A	Butler	5	1	194	H	North Dakota St.	1	2		
														222	A	Omaha	0	7		
														222	A	Omaha	0	15		
														222	A	Omaha	8	12		
														244	A	Murray St.	2	13		
														244	A	Murray St.	4	16		
														244	A	Murray St.	7	5		
														244	A	Murray St.	4	15		
														267	H	Bowling Green	3	4		
														286	A	Al abama A&M	2	5		
														286	A	Al abama A&M	7	8		
														286	A	Al abama A&M	7	4		
														294	H	Western Ill.	3	1		
														294	H	Western Ill.	3	9		
														294	H	Western Ill.	6	1		
LAST 10 GAMES																				
				294	H	Western Ill.	6	1	194	H	North Dakota St.	0	15							
				294	H	Western Ill.	3	9	194	H	North Dakota St.	1	2							
				294	H	Western Ill.	3	1	222	A	Omaha	8	12							
				267	H	Bowling Green	3	4	222	A	Omaha	0	7							
				194	H	North Dakota St.	3	10	222	A	Omaha	0	15							

**Non-Div. I Games:**

Fort Wayne

Average RPI Win: 247		WON-LOST	WINNING	LAST 10	STRENGTH OF		OPP. STRENGTH	TEAM	ADJ	CONF.	ADJ CONF.
Average RPI Loss: 195		RECORD	PCT. RANK	GAMES	SCHEDULE		OF SCHEDULE	RPI	RPI	RPI	RPI
DIV. I ONLY		5-17-0	.22727	285	2-8-0		220	290	290	.37779	290
DIV. I NON-CONF.		1-9-0	.1	289	0-1-0		96	277	282	.39567	282
TOTALS		RPI 1-25	RPI 26-50		W-L RECORDS		RPI 51-100		RPI 101-150		RPI 150+
5-17-0	0-0-0	0-1-0		OVERALL		0-3-0		0-0-0		5-13-0	
4-10-0	0-0-0	0-0-0		HOME		0-0-0		0-0-0		4-10-0	
1-7-0	0-0-0	0-1-0		AWAY		0-3-0		0-0-0		1-3-0	
0-0-0	0-0-0	0-0-0		NEUTRAL		0-0-0		0-0-0		0-0-0	
1-9-0	0-0-0	0-1-0		NON-CONFERENCE		0-3-0		0-0-0		1-5-0	
1-4-0	0-0-0	0-0-0		HOME		0-0-0		0-0-0		1-4-0	
0-5-0	0-0-0	0-0-		AWAY		0-3-0		0-0-0		0-1-0	
0-0-0	0-0-0	0-0-0		NEUTRAL		0-0-0		0-0-0		0-0-0	
4-8-0	0-0-0	0-0-0		CONFERENCE		0-0-0		0-0-0		4-8-0	
3-6-0	0-0-0	0-0-0		HOME		0-0-0		0-0-0		3-6-0	
1-2-0	0-0-0	0-0-0		AWAY		0-0-0		0-0-0		1-2-0	
0-0-0	0-0-0	0-0-0		NEUTRAL		0-0-0		0-0-0		0-0-0	
RPI S Opponent	Score		RPI S Opponent	Score		RPI S Opponent	Score		RPI S Opponent	Score	
			32 A Mercer	1	10	67 A UCF	0	4	169 A N. C. Central	1	3
						67 A UCF	4	15	169 A N. C. Central	6	1
						67 A UCF	0	6	169 A N. C. Central	2	10
									219 H Fairfield	0	6
									231 H LIU Brooklyn	3	2
									231 H LIU Brooklyn	0	6
									231 H LIU Brooklyn	5	7
									243 H Florida A&M	16	15
									243 H Florida A&M	4	6
									243 H Florida A&M	5	13
									253 H N. C. A&T	1	12
									253 H N. C. A&T	2	3
									253 H N. C. A&T	2	3
									261 A Charleston So.	5	6
									261 H Charleston So.	5	7
									297 H Delaware St.	3	9
									297 H Delaware St.	2	0
									297 H Delaware St.	8	1
LAST 10 GAMES											
			253 H N. C. A&T	2	3				169 A N. C. Central	1	3
			253 H N. C. A&T	1	12				243 H Florida A&M	4	6
			253 H N. C. A&T	2	3				243 H Florida A&M	5	13
			169 A N. C. Central	6	1				243 H Florida A&M	16	15
			169 A N. C. Central	2	10				219 H Fairfield	0	6

Non-Div. I Games:

Savannah St.

Average RPI Win: 269		WON-LOST	WINNING	LAST 10	STRENGTH OF		OPP. STRENGTH	TEAM	ADJ	CONF.	ADJ CONF.
Average RPI Loss: 221		RECORD	PCT. RANK	GAMES	SCHEDULE		OF SCHEDULE	RPI	RPI	RPI	RPI
DIV. I ONLY		4-17-0	.19048	290	3-7-0		267	284	291	.36125	291
DIV. I NON-CONF.		1-6-0	.14286	281	1-2-0		95	225	267	.41934	268
TOTALS		RPI 1-25	RPI 26-50		W-L RECORDS		RPI 51-100		RPI 101-150		RPI 150+
4-17-0		0-0-0	0-3-0		OVERALL		0-0-0		0-0-0		4-14-0
3-1-0		0-0-0	0-0-0		HOME		0-0-0		0-0-0		3-1-0
1-13-0		0-0-0	0-3-0		AWAY		0-0-0		0-0-0		1-10-0
0-3-0		0-0-0	0-0-0		NEUTRAL		0-0-0		0-0-0		0-3-0
1-6-0		0-0-0	0-3-0		NON-CONFERENCE		0-0-0		0-0-0		1-3-0
1-0-0		0-0-0	0-0-0		HOME		0-0-0		0-0-0		1-0-0
0-5-0		0-0-0	0-0-		AWAY		0-0-0		0-0-0		0-2-0
0-1-0		0-0-0	0-0-0		NEUTRAL		0-0-0		0-0-0		0-1-0
3-11-0		0-0-0	0-0-0		CONFERENCE		0-0-0		0-0-0		3-11-0
2-1-0		0-0-0	0-0-0		HOME		0-0-0		0-0-0		2-1-0
1-8-0		0-0-0	0-0-0		AWAY		0-0-0		0-0-0		1-8-0
0-2-0		0-0-0	0-0-0		NEUTRAL		0-0-0		0-0-0		0-2-0
RPI S	Opponent	Score	RPI S	Opponent	Score	RPI S	Opponent	Score	RPI S	Opponent	Score
			44 A	Sam Houston St.	1 12				174 A	Houston	2 9
			44 A	Sam Houston St.	0 10				240 N	Ill. -Chicago	7 10
			47 A	Baylor	5 17				251 A	Texas Southern	0 10
									251 A	Texas Southern	2 4
									251 A	Texas Southern	1 4
									257 N	Alabama St.	7 8
									263 A	SFA	6 13
									263 H	SFA	8 2
									270 A	Grambling	3 6
									270 A	Grambling	6 4
									270 A	Grambling	4 10
									272 H	Southern U.	7 6
									272 H	Southern U.	11 13
									272 H	Southern U.	9 8
									278 A	Ark. -Pine Bluff	1 11
									278 A	Ark. -Pine Bluff	3 4
									278 A	Ark. -Pine Bluff	5 6
									281 N	Alcorn	4 8
LAST 10 GAMES											
			278 A	Ark. -Pine Bluff	5 6				272 H	Southern U.	9 8
			278 A	Ark. -Pine Bluff	1 11				272 H	Southern U.	11 13
			278 A	Ark. -Pine Bluff	3 4				174 A	Houston	2 9
			47 A	Baylor	5 17				263 H	SFA	8 2
			272 H	Southern U.	7 6				251 A	Texas Southern	0 10

Non-Div. I Games: Houston-Victoria 6 7 Houston-Victoria 7 2

Prairie View

Average RPI Win: 288		WON-LOST	WINNING	LAST 10	STRENGTH OF		OPP. STRENGTH	TEAM	ADJ		CONF.	ADJ CONF.			
Average RPI Loss: 235		RECORD	PCT. RANK	GAMES	SCHEDULE		OF SCHEDULE	RPI	RPI		RPI	RPI			
DIV. I ONLY		7-12-0	.36842	220	2-8-0		296	294	292		.35878	292	28	28	
DIV. I NON-CONF.		7-6-0	.53846	127	2-2-0		297	296	286		.38698	286	29	29	
TOTALS		RPI 1-25		RPI 26-50		W-L RECORDS		RPI 51-100		RPI 101-150		RPI 150+			
7-12-0		0-0-0		0-0-0		OVERALL		0-0-0		0-0-0		7-12-0			
0-4-0		0-0-0		0-0-0		HOME		0-0-0		0-0-0		0-4-0			
4-6-0		0-0-0		0-0-0		AWAY		0-0-0		0-0-0		4-6-0			
3-2-0		0-0-0		0-0-0		NEUTRAL		0-0-0		0-0-0		3-2-0			
7-6-0		0-0-0		0-0-0		NON-CONFERENCE		0-0-0		0-0-0		7-6-0			
0-1-0		0-0-0		0-0-0		HOME		0-0-0		0-0-0		0-1-0			
4-3-0		0-0-0		0-0-		AWAY		0-0-0		0-0-0		4-3-0			
3-2-0		0-0-0		0-0-0		NEUTRAL		0-0-0		0-0-0		3-2-0			
0-6-0		0-0-0		0-0-0		CONFERENCE		0-0-0		0-0-0		0-6-0			
0-3-0		0-0-0		0-0-0		HOME		0-0-0		0-0-0		0-3-0			
0-3-0		0-0-0		0-0-0		AWAY		0-0-0		0-0-0		0-3-0			
0-0-0		0-0-0		0-0-0		NEUTRAL		0-0-0		0-0-0		0-0-0			
RPI	S	Opponent	Score	RPI	S	Opponent	Score	RPI	S	Opponent	Score	RPI	S	Opponent	Score
												168	A	Middle Tenn.	6 11
												178	A	Lipscomb	1 3
												200	H	Lafayette	2 10
												231	H	LIU Brooklyn	5 13
												231	H	LIU Brooklyn	1 4
												231	H	LIU Brooklyn	0 5
												256	A	Central Conn. St.	5 6
												256	A	Central Conn. St.	5 9
												256	A	Central Conn. St.	3 5
												260	A	Belmont	9 25
												273	N	La Salle	9 8
												279	N	Penn	8 16
												279	N	Penn	3 1
												279	N	Penn	3 6
												279	N	Penn	7 3
												297	A	Delaware St.	6 5
												297	A	Delaware St.	5 4
												297	A	Delaware St.	5 4
												297	A	Delaware St.	3 0
LAST 10 GAMES															
				231	H	LIU Brooklyn	5 13	256	A	Central Conn. St.	3 5				
				279	N	Penn	8 16								
				231	H	LIU Brooklyn	1 4	279	N	Penn	3 1				
				231	H	LIU Brooklyn	0 5	279	N	Penn	3 6				
				256	A	Central Conn. St.	5 6	279	N	Penn	7 3				
				256	A	Central Conn. St.	5 9								

Non-Div. I Games:

Fairleigh Dickinson

Average RPI Win:	0	WON-LOST	WINNING	LAST 10	STRENGTH OF	OPP. STRENGTH	TEAM	ADJ	CONF.	ADJ CONF.			
Average RPI Loss:	153	RECORD	PCT. RANK	GAMES	SCHEDULE	OF SCHEDULE	RPI	RPI	RPI	RPI			
DIV. I ONLY		0-17-0	0	297	0-10-0	174	275	293	.35274	293	27	27	
DIV. I NON-CONF.		0-11-0	0	292	0-4-0	117	275	288	.37351	288	27	27	
<hr/>													
TOTALS	RPI 1-25		RPI 26-50		W-L RECORDS		RPI 51-100		RPI 101-150		RPI 150+		
0-17-0	0-0-0		0-1-0		OVERALL		0-4-0		0-3-0		0-9-0		
0-6-0	0-0-0		0-0-0		HOME		0-0-0		0-2-0		0-4-0		
0-6-0	0-0-0		0-1-0		AWAY		0-1-0		0-0-0		0-4-0		
0-5-0	0-0-0		0-0-0		NEUTRAL		0-3-0		0-1-0		0-1-0		
0-11-0	0-0-0		0-1-0		NON-CONFERENCE		0-4-0		0-0-0		0-6-0		
0-1-0	0-0-0		0-0-0		HOME		0-0-0		0-0-0		0-1-0		
0-6-0	0-0-0		0-0-		AWAY		0-1-0		0-0-0		0-4-0		
0-4-0	0-0-0		0-0-0		NEUTRAL		0-3-0		0-0-0		0-1-0		
0-6-0	0-0-0		0-0-0		CONFERENCE		0-0-0		0-3-0		0-3-0		
0-5-0	0-0-0		0-0-0		HOME		0-0-0		0-2-0		0-3-0		
0-0-0	0-0-0		0-0-0		AWAY		0-0-0		0-0-0		0-0-0		
0-1-0	0-0-0		0-0-0		NEUTRAL		0-0-0		0-1-0		0-0-0		
RPI	S	Opponent	Score	RPI	S	Opponent	Score	RPI	S	Opponent	Score		
				43	A	Seton Hall	0 2	75	N	Pittsburgh	1 21		
								83	A	Fordham	0 18		
								100	N	Butler	1 5		
								100	N	Butler	1 19		
										114	H	Manhattan	5 15
										114	H	Manhattan	2 18
										114	N	Manhattan	0 2
										173	H	Quinnipiac	0 4
										173	H	Quinnipiac	0 10
										173	H	Quinnipiac	2 28
										211	H	Albany (NY)	6 10
										213	N	Massachusetts	5 13
										225	A	Lehigh	0 14
										231	A	LIU Brooklyn	2 13
										231	A	LIU Brooklyn	5 7
										231	A	LIU Brooklyn	5 9
<hr/>													
LAST 10 GAMES													
				173	H	Quinnipiac	2 28	114	H	Manhattan	2 18		
				173	H	Quinnipiac	0 4	114	N	Manhattan	0 2		
				173	H	Quinnipiac	0 10	114	H	Manhattan	5 15		
				225	A	Lehigh	0 14	211	H	Albany (NY)	6 10		
				83	A	Fordham	0 18	43	A	Seton Hall	0 2		

Non-Div. I Games:

Saint Peter's

Average RPI Win:		226	WON-LOST RECORD		WINNING PCT. RANK		LAST 10 GAMES		STRENGTH OF SCHEDULE		OPP. STRENGTH OF SCHEDULE		TEAM RPI		ADJ RPI		CONF. RPI		ADJ CONF. RPI	
DIV. I ONLY			3-17-0		.15 294		3-6-0		284		243		294		.3458 294		29		29	
DIV. I NON-CONF.			0-13-0		0 292		0-2-0		257		207		294		.33513 294		28		28	
TOTALS		RPI 1-25		RPI 26-50		W-L RECORDS		RPI 51-100		RPI 101-150		RPI 150+								
3-17-0		0-1-0		0-2-0		OVERALL		0-1-0		0-0-0		3-13-0								
2-3-0		0-0-0		0-0-0		HOME		0-1-0		0-0-0		2-2-0								
1-12-0		0-1-0		0-2-0		AWAY		0-0-0		0-0-0		1-9-0								
0-2-0		0-0-0		0-0-0		NEUTRAL		0-0-0		0-0-0		0-2-0								
0-13-0		0-1-0		0-2-0		NON-CONFERENCE		0-1-0		0-0-0		0-9-0								
0-1-0		0-0-0		0-0-0		HOME		0-1-0		0-0-0		0-0-0								
0-10-0		0-1-0		0-0-		AWAY		0-0-0		0-0-0		0-7-0								
0-2-0		0-0-0		0-0-0		NEUTRAL		0-0-0		0-0-0		0-2-0								
3-4-0		0-0-0		0-0-0		CONFERENCE		0-0-0		0-0-0		3-4-0								
2-2-0		0-0-0		0-0-0		HOME		0-0-0		0-0-0		2-2-0								
1-2-0		0-0-0		0-0-0		AWAY		0-0-0		0-0-0		1-2-0								
0-0-0		0-0-0		0-0-0		NEUTRAL		0-0-0		0-0-0		0-0-0								
RPI	S	Opponent		Score		RPI	S	Opponent		Score		RPI	S	Opponent		Score				
18	A	Indiana		1	11	37	A	Indiana St.		0	2	64	H	Illinois St.		4	8			
						37	A	Indiana St.		4	5									
														168	A	Middle Tenn.	0	2		
														168	A	Middle Tenn.	3	9		
														168	A	Middle Tenn.	7	11		
														194	H	North Dakota St.	1	2		
														194	H	North Dakota St.	6	3		
														194	H	North Dakota St.	2	0		
														227	A	Evansville	0	4		
														227	A	Evansville	0	8		
														227	A	Evansville	3	6		
														244	A	Murray St.	3	4		
														244	N	Murray St.	5	11		
														244	N	Murray St.	4	5		
														269	H	South Dakota St.	3	6		
														289	A	Fort Wayne	1	3		
														289	A	Fort Wayne	9	3		
														289	A	Fort Wayne	1	6		
LAST 10 GAMES				LAST 10 GAMES				LAST 10 GAMES				LAST 10 GAMES								
				289	A	Fort Wayne	1	6	194	H	North Dakota St.	1	2							
				289	A	Fort Wayne	9	3	194	H	North Dakota St.	6	3							
				289	A	Fort Wayne	1	3	194	H	North Dakota St.	2	0							
				64	H	Illinois St.	4	8	18	A	Indiana	1	11							
				269	H	South Dakota St.	3	6	37	A	Indiana St.	0	2							

Non-Div. I Games: Maryville (MO) 4 3

Western Ill.

Average RPI Win: 277		WON-LOST	WINNING	LAST 10	STRENGTH OF		OPP. STRENGTH	TEAM	ADJ	CONF.	ADJ CONF.
Average RPI Loss: 238		RECORD	PCT. RANK	GAMES	SCHEDULE		OF SCHEDULE	RPI	RPI	RPI	RPI
DIV. I ONLY		8-17-0	.32	237	6-4-0		294	296	295	.3345	295
DIV. I NON-CONF.		2-13-0	.13333	283	0-0-0		289	293	296	.31206	296
TOTALS		RPI 1-25	RPI 26-50		W-L RECORDS		RPI 51-100		RPI 101-150		RPI 150+
8-17-0	0-0-0	0-0-0		OVERALL		0-0-0		0-1-0		8-16-0	
3-14-0	0-0-0	0-0-0		HOME		0-0-0		0-0-0		3-14-0	
5-3-0	0-0-0	0-0-0		AWAY		0-0-0		0-1-0		5-2-0	
0-0-0	0-0-0	0-0-0		NEUTRAL		0-0-0		0-0-0		0-0-0	
2-13-0	0-0-0	0-0-0		NON-CONFERENCE		0-0-0		0-1-0		2-12-0	
2-11-0	0-0-0	0-0-0		HOME		0-0-0		0-0-0		2-11-0	
0-2-0	0-0-0	0-0-0		AWAY		0-0-0		0-1-0		0-1-0	
0-0-0	0-0-0	0-0-0		NEUTRAL		0-0-0		0-0-0		0-0-0	
6-4-0	0-0-0	0-0-0		CONFERENCE		0-0-0		0-0-0		6-4-0	
1-3-0	0-0-0	0-0-0		HOME		0-0-0		0-0-0		1-3-0	
5-1-0	0-0-0	0-0-0		AWAY		0-0-0		0-0-0		5-1-0	
0-0-0	0-0-0	0-0-0		NEUTRAL		0-0-0		0-0-0		0-0-0	
RPI S	Opponent	Score	RPI S	Opponent	Score	RPI S	Opponent	Score	RPI S	Opponent	Score
									117 A	VCU	4 6
									167 H	Stony Brook	0 12
									169 H	N. C. Central	7 20
									212 A	Old Dominion	1 9
									217 H	Hofstra	0 4
									217 H	Hofstra	6 8
									217 H	Hofstra	1 5
									225 H	Lehigh	3 19
									225 H	Lehigh	7 3
									225 H	Lehigh	5 11
									225 H	Lehigh	5 3
									276 H	Iona	1 6
									283 H	Sacred Heart	4 9
									284 H	Villanova	1 14
									284 H	Villanova	2 4
									284 H	Villanova	3 11
									285 H	Coppin St.	5 7
									285 H	Coppin St.	6 5
									285 H	Coppin St.	0 10
									296 A	UMES	4 2
									296 A	UMES	6 5
									296 A	UMES	6 7
									297 A	Delaware St.	14 6
									297 A	Delaware St.	6 1
									297 A	Delaware St.	10 2
LAST 10 GAMES											
						285 H	Coppin St.	5 7	296 A	UMES	4 2
						285 H	Coppin St.	0 10	296 A	UMES	6 5
						285 H	Coppin St.	6 5	297 A	Delaware St.	14 6
						169 H	N. C. Central	7 20	297 A	Delaware St.	6 1
						296 A	UMES	6 7	297 A	Delaware St.	10 2

Non-Div. I Games:

Norfolk St.

UMES

Average RPI Win: 277		WON-LOST RECORD	WINNING PCT. RANK		LAST 10 GAMES	STRENGTH OF SCHEDULE		OPP. STRENGTH OF SCHEDULE		TEAM RPI	ADJ RPI		CONF. RPI	ADJ CONF. RPI	
Average RPI Loss: 206															
DIV. I ONLY		6-22-0	.21429	287	4-6-0	286		292		296	.32827	296	31	31	
DIV. I NON-CONF.		2-16-0	.11111	287	1-2-0	253		274		293	.34667	293	31	31	
TOTALS		RPI 1-25		RPI 26-50		W-L RECORDS		RPI 51-100		RPI 101-150		RPI 150+			
6-22-0		0-0-0		0-1-0		OVERALL		0-0-0		0-0-0		6-21-0			
5-15-0		0-0-0		0-0-0		HOME		0-0-0		0-0-0		5-15-0			
1-7-0		0-0-0		0-1-0		AWAY		0-0-0		0-0-0		1-6-0			
0-0-0		0-0-0		0-0-0		NEUTRAL		0-0-0		0-0-0		0-0-0			
2-16-0		0-0-0		0-1-0		NON-CONFERENCE		0-0-0		0-0-0		2-15-0			
2-10-0		0-0-0		0-0-0		HOME		0-0-0		0-0-0		2-10-0			
0-6-0		0-0-0		0-0-		AWAY		0-0-0		0-0-0		0-5-0			
0-0-0		0-0-0		0-0-0		NEUTRAL		0-0-0		0-0-0		0-0-0			
4-6-0		0-0-0		0-0-0		CONFERENCE		0-0-0		0-0-0		4-6-0			
3-5-0		0-0-0		0-0-0		HOME		0-0-0		0-0-0		3-5-0			
1-1-0		0-0-0		0-0-0		AWAY		0-0-0		0-0-0		1-1-0			
0-0-0		0-0-0		0-0-0		NEUTRAL		0-0-0		0-0-0		0-0-0			
RPI	S	Opponent	Score	RPI	S	Opponent	Score	RPI	S	Opponent	Score	RPI	S	Opponent	Score
				40	A	Duke	5 9					154	H	NJIT	1 12
												154	H	NJIT	2 5
												154	H	NJIT	0 7
												154	H	NJIT	4 8
												169	A	N. C. Central	5 18
												177	A	Navy	1 16
												177	H	Navy	6 13
												179	A	George Washington	3 8
												185	A	Winthrop	4 5
												185	A	Winthrop	3 8
												185	A	Winthrop	1 5
												200	H	Lafayette	2 6
												200	H	Lafayette	0 8
												200	H	Lafayette	3 5
												200	H	Lafayette	12 4
												273	H	La Salle	1 12
												285	H	Coppin St.	1 0
												285	H	Coppin St.	2 12
												285	H	Coppin St.	4 5
												288	H	Mt. St. Mary's	3 4
												288	H	Mt. St. Mary's	2 1
												295	H	Norfolk St.	5 6
												295	H	Norfolk St.	2 4
												295	H	Norfolk St.	7 6
												297	A	Del aware St.	16 9
												297	H	Del aware St.	5 8
												297	H	Del aware St.	2 0
LAST 10 GAMES															

Non-Div. I Games:

UMES



Average RPI Win: 287		WON-LOST RECORD		WINNING PCT. RANK		LAST 10 GAMES		STRENGTH OF SCHEDULE		OPP. STRENGTH OF SCHEDULE		TEAM RPI		ADJ RPI		CONF. RPI		ADJ CONF. RPI	
DIV. I ONLY		3-23-0		.11538 295		1-9-0		297		295		297		.26141 297		31		31	
DIV. I NON-CONF.		1-13-0		.07143 291		0-1-0		294		295		297		.27266 297		31		31	
TOTALS		RPI 1-25		RPI 26-50		W-L RECORDS		RPI 51-100		RPI 101-150		RPI 150+							
3-23-0		0-0-0		0-0-0		OVERALL		0-0-0		0-0-0		3-23-0							
1-12-0		0-0-0		0-0-0		HOME		0-0-0		0-0-0		1-12-0							
2-11-0		0-0-0		0-0-0		AWAY		0-0-0		0-0-0		2-11-0							
0-0-0		0-0-0		0-0-0		NEUTRAL		0-0-0		0-0-0		0-0-0							
1-13-0		0-0-0		0-0-0		NON-CONFERENCE		0-0-0		0-0-0		1-13-0							
1-8-0		0-0-0		0-0-0		HOME		0-0-0		0-0-0		1-8-0							
0-5-0		0-0-0		0-0-		AWAY		0-0-0		0-0-0		0-5-0							
0-0-0		0-0-0		0-0-0		NEUTRAL		0-0-0		0-0-0		0-0-0							
2-10-0		0-0-0		0-0-0		CONFERENCE		0-0-0		0-0-0		2-10-0							
0-4-0		0-0-0		0-0-0		HOME		0-0-0		0-0-0		0-4-0							
2-6-0		0-0-0		0-0-0		AWAY		0-0-0		0-0-0		2-6-0							
0-0-0		0-0-0		0-0-0		NEUTRAL		0-0-0		0-0-0		0-0-0							
RPI	S	Opponent	Score	RPI	S	Opponent	Score	RPI	S	Opponent	Score	RPI	S	Opponent	Score				
										177	H Navy	5		23					
										179	A George Washington	6		12					
										247	A Del aware	0		9					
										247	A Del aware	5		9					
										247	A Del aware	4		11					
										266	A Georgetown	5		10					
										274	H Ri der	6		8					
										274	H Ri der	4		3					
										274	H Ri der	1		3					
										282	H Towson	2		12					
										285	A Coppi n St.	0		2					
										285	A Coppi n St.	13		17					
										285	A Coppi n St.	2		3					
										290	A Savannah St.	0		2					
										290	A Savannah St.	9		3					
										290	A Savannah St.	1		8					
										292	H Fai rleigh Di cki nson	0		3					
										292	H Fai rleigh Di cki nson	4		5					
										292	H Fai rleigh Di cki nson	5		6					
										292	H Fai rleigh Di cki nson	4		5					
										295	H Norfol k St.	1		6					
										295	H Norfol k St.	2		10					
										295	H Norfol k St.	6		14					
										296	A UMES	0		2					
										296	A UMES	8		5					
										296	H UMES	9		16					
				LAST 10 GAMES															
				296	A	UMES	0		2	285	A Coppi n St.	0		2					
				296	A	UMES	8		5	285	A Coppi n St.	13		17					
				296	H	UMES	9		16	295	H Norfol k St.	6		14					
				266	A	Georgetown	5		10	295	H Norfol k St.	1		6					
				285	A	Coppi n St.	2		3	295	H Norfol k St.	2		10					

**Non-Div. I Games:**

Del aware St.