

Average RPI Win: 68		WON-LOST RECORD		WINNING PCT. RANK		LAST 10 GAMES		STRENGTH OF SCHEDULE		OPP. STRENGTH OF SCHEDULE		TEAM RPI		ADJ RPI		CONF. RPI		ADJ CONF. RPI						
DIV. I ONLY		48-21-0		.69565		19		7-3-0		1		2		1		.61788		1		1				
DIV. I NON-CONF.		25-7-0		.78125		16		4-2-0		9		47		5		.61009		5		1				
TOTALS		RPI 1-25		RPI 26-50		W-L RECORDS		RPI 51-100		RPI 101-150		RPI 150+												
48-21-0		17-11-0		13-5-0		OVERALL		6-2-0		3-3-0		9-0-0												
35-4-0		9-0-0		10-2-0		HOME		5-1-0		3-1-0		8-0-0												
6-13-0		3-9-0		1-2-0		AWAY		1-1-0		0-1-0		1-0-0												
7-4-0		5-2-0		2-1-0		NEUTRAL		0-0-0		0-1-0		0-0-0												
25-7-0		6-2-0		4-0-0		NON-CONFERENCE		3-2-0		3-3-0		9-0-0												
19-2-0		3-0-0		3-0-0		HOME		2-1-0		3-1-0		8-0-0												
2-2-0		0-0-0		0-0-		AWAY		1-1-0		0-1-0		1-0-0												
4-3-0		3-2-0		1-0-0		NEUTRAL		0-0-0		0-1-0		0-0-0												
23-14-0		11-9-0		9-5-0		CONFERENCE		3-0-0		0-0-0		0-0-0												
16-2-0		6-0-0		7-2-0		HOME		3-0-0		0-0-0		0-0-0												
4-11-0		3-9-0		1-2-0		AWAY		0-0-0		0-0-0		0-0-0												
3-1-0		2-0-0		1-1-0		NEUTRAL		0-0-0		0-0-0		0-0-0												
RPI	S	Opponent	Score		RPI	S	Opponent	Score		RPI	S	Opponent	Score		RPI	S	Opponent	Score						
2	N	Oregon St.	4	1	26	A	LSU	4	6	53	A	San Diego St.	5	2	121	H	Southern California	7	6					
2	N	Oregon St.	3	5	26	A	LSU	5	7	59	H	Kent St.	4	10	121	H	Southern California	1	3					
2	N	Oregon St.	0	5	26	A	LSU	5	4	59	H	Kent St.	7	2	121	H	Southern California	4	0					
3	A	Florida	6	3	26	N	LSU	1	2	59	H	Kent St.	11	4	127	A	San Diego	6	7					
3	A	Florida	2	17	27	H	Missouri St.	11	7	80	A	Charlotte	3	6	128	N	Cal Poly	3	4					
3	A	Florida	4	5	28	H	South Carolina	3	0	82	H	Alabama	7	3	132	H	Oral Roberts	10	2					
3	N	Florida	5	2	28	H	South Carolina	2	0	82	H	Alabama	7	4	184	H	Dayton	11	0					
3	N	Florida	8	2	28	H	South Carolina	2	3	82	H	Alabama	9	7	184	H	Dayton	18	1					
4	A	Ole Miss	10	11	28	H	South Carolina	5	8											192	A	Memphis	8	7
4	A	Ole Miss	6	4	28	H	South Carolina	14	4											196	H	La. -Monroe	10	9
4	A	Ole Miss	4	5	28	H	South Carolina	9	3											196	H	La. -Monroe	4	0
8	H	Texas Tech	5	1	28	N	South Carolina	13	8											214	H	Bucknell I	3	1
8	N	Texas Tech	7	4	31	H	Kentucky	9	4											214	H	Bucknell I	14	2
9	H	Auburn	13	2	31	H	Kentucky	14	2											214	H	Bucknell I	32	4
9	H	Auburn	2	1	31	H	Kentucky	16	9											271	H	Grambling	7	6
9	H	Auburn	5	4	37	H	DBU	4	3															
10	A	Georgia	8	6	38	H	Southern Miss.	10	2															
10	A	Georgia	7	8	48	N	Arizona	1	0															
10	A	Georgia	2	3																				
17	H	Texas A&M	3	1																				
17	H	Texas A&M	6	3																				
17	H	Texas A&M	9	3																				
18	A	Mississippi St.	3	5																				
18	A	Mississippi St.	5	6																				
18	A	Mississippi St.	5	7																				
19	H	Texas	7	5																				
19	H	Texas	13	4																				
19	N	Texas	11	5																				
					LAST 10 GAMES																			
2	N	Oregon St.	0	5	19	N	Texas	11	5															
2	N	Oregon St.	4	1	28	H	South Carolina	14	4															
2	N	Oregon St.	3	5	28	H	South Carolina	5	8															
3	N	Florida	5	2	28	H	South Carolina	9	3															
8	N	Texas Tech	7	4	37	H	DBU	4	3															

Average RPI Win: 82		WON-LOST RECORD		WINNING PCT. RANK		LAST 10 GAMES		STRENGTH OF SCHEDULE		OPP. STRENGTH OF SCHEDULE		TEAM RPI		ADJ RPI		CONF. RPI		ADJ CONF. RPI					
Average RPI Loss: 74																							
DIV. I ONLY		55-12-1		.81618		1		8-2-0		28		10		2		.61746		2		5		5	
DIV. I NON-CONF.		32-3-0		.91429		1		7-2-0		16		1		1		.6519		1		5		5	
TOTALS		RPI 1-25				RPI 26-50		W-L RECORDS				RPI 51-100				RPI 101-150				RPI 150+			
55-12-1		11-4-0				12-4-0		OVERALL				12-0-0				13-2-0				7-2-1			
27-5-0		6-2-0				6-2-0		HOME				6-0-0				8-1-0				1-0-0			
13-5-1		0-0-0				3-2-0		AWAY				5-0-0				2-1-0				3-2-1			
15-2-0		5-2-0				3-0-0		NEUTRAL				1-0-0				3-0-0				3-0-0			
32-3-0		7-2-0				8-1-0		NON-CONFERENCE				4-0-0				9-0-0				4-0-0			
16-1-0		2-0-0				4-1-0		HOME				3-0-0				6-0-0				1-0-0			
2-0-0		0-0-0				2-0-		AWAY				0-0-0				0-0-0				0-0-0			
14-2-0		5-2-0				2-0-0		NEUTRAL				1-0-0				3-0-0				3-0-0			
23-9-1		4-2-0				4-3-0		CONFERENCE				8-0-0				4-2-0				3-2-1			
11-4-0		4-2-0				2-1-0		HOME				3-0-0				2-1-0				0-0-0			
11-5-1		0-0-0				1-2-0		AWAY				5-0-0				2-1-0				3-2-1			
1-0-0		0-0-0				1-0-0		NEUTRAL				0-0-0				0-0-0				0-0-0			
RPI	S	Opponent		Score		RPI	S	Opponent		Score		RPI	S	Opponent		Score		RPI	S	Opponent		Score	
1	N	Arkansas		5	0	26	H	LSU		12	0	64	N	Gonzaga		4	3	105	N	Nebraska		10	3
1	N	Arkansas		1	4	26	H	LSU		14	1	66	H	Nevada		8	7	105	N	Nebraska		9	1
1	N	Arkansas		5	3	27	A	Missouri St.		10	2	66	H	Nevada		3	2	121	A	Southern Cal i forni a		4	0
5	N	North Carolina		6	8	27	A	Missouri St.		17	6	72	A	Cal i forni a		10	4	121	A	Southern Cal i forni a		0	8
5	N	North Carolina		11	6	44	H	Cal St. Fullerton		3	5	72	A	Cal i forni a		6	4	121	A	Southern Cal i forni a		8	1
6	H	Stanford		6	9	44	H	Cal St. Fullerton		6	4	72	A	Cal i forni a		4	3	126	H	Arizona St.		5	8
6	H	Stanford		6	2	44	H	Cal St. Fullerton		5	4	92	A	Oregon		4	3	126	H	Arizona St.		6	2
6	H	Stanford		10	0	46	N	Ohio St.		10	8	92	A	Oregon		10	0	126	H	Arizona St.		6	5
12	H	Minnesota		8	1	46	N	Ohio St.		6	1	92	A	Oregon		10	0	127	H	San Diego		19	6
12	H	Minnesota		6	3	48	A	Ari zona		4	15	92	H	Oregon		12	5	127	H	San Diego		23	6
18	N	Mi ssi ssi ppi St.		12	2	48	A	Ari zona		5	6	92	H	Oregon		5	2	127	H	San Diego		23	6
18	N	Mi ssi ssi ppi St.		5	2	48	A	Ari zona		6	2	92	H	Oregon		2	1	128	N	Cal Poly		16	7
22	H	UCLA		1	4	49	H	Washi ngton		4	8	94	H	Northwestern St.		9	3	148	H	Hartford		5	4
22	H	UCLA		4	1	49	H	Washi ngton		16	1							148	H	Hartford		5	0
22	H	UCLA		2	0	49	H	Washi ngton		5	2							148	H	Hartford		5	0
						49	H	Washi ngton		5	2							148	H	Hartford		3	2
						49	N	Washi ngton		14	5							164	N	New Mexi co		15	3
																		164	N	New Mexi co		5	2
																		173	H	Portland		6	3
																		173	N	Portland		9	2
																		186	A	Washi ngton St.		7	7
																		186	A	Washi ngton St.		9	1
																		186	A	Washi ngton St.		17	3
																		208	A	Utah		8	11
																		208	A	Utah		9	5
																		208	A	Utah		7	8
						LAST 10 GAMES																	
						1	N	Arkansas		5	0	5	N	North Carolina		11	6						
						1	N	Arkansas		1	4	49	N	Washi ngton		14	5						
						1	N	Arkansas		5	3	5	N	North Carolina		6	8						
						18	N	Mi ssi ssi ppi St.		5	2	12	H	Mi nnesota		6	3						
						18	N	Mi ssi ssi ppi St.		12	2	12	H	Mi nnesota		8	1						

Non-Div. I Games:

Oregon St.

Average RPI Win:		66	WON-LOST RECORD		WINNING PCT. RANK		LAST 10 GAMES		STRENGTH OF SCHEDULE		OPP. STRENGTH OF SCHEDULE		TEAM RPI		ADJ RPI		CONF. RPI		ADJ CONF. RPI				
Average RPI Loss:		29																					
DIV. I ONLY			49-21-0		.7		16		6-4-0		2		1		3		.61389		3				
DIV. I NON-CONF.			26-7-0		.78788		13		4-2-0		12		17		4		.61127		4				
TOTALS		RPI 1-25		RPI 26-50				W-L RECORDS				RPI 51-100				RPI 101-150				RPI 150+			
49-21-0		17-12-0		14-6-0				OVERALL				5-2-0				5-1-0				8-0-0			
33-8-0		11-5-0		9-2-0				HOME				1-0-0				4-1-0				8-0-0			
12-9-0		3-4-0		4-3-0				AWAY				4-2-0				1-0-0				0-0-0			
4-4-0		3-3-0		1-1-0				NEUTRAL				0-0-0				0-0-0				0-0-0			
26-7-0		7-2-0		3-3-0				NON-CONFERENCE				3-1-0				5-1-0				8-0-0			
19-4-0		3-1-0		3-2-0				HOME				1-0-0				4-1-0				8-0-0			
4-2-0		1-0-0		0-0-				AWAY				2-1-0				1-0-0				0-0-0			
3-1-0		3-1-0		0-0-0				NEUTRAL				0-0-0				0-0-0				0-0-0			
23-14-0		10-10-0		11-3-0				CONFERENCE				2-1-0				0-0-0				0-0-0			
14-4-0		8-4-0		6-0-0				HOME				0-0-0				0-0-0				0-0-0			
8-7-0		2-4-0		4-2-0				AWAY				2-1-0				0-0-0				0-0-0			
1-3-0		0-2-0		1-1-0				NEUTRAL				0-0-0				0-0-0				0-0-0			
RPI	S	Opponent		Score		RPI	S	Opponent		Score		RPI	S	Opponent		Score		RPI	S	Opponent		Score	
1	H	Arkansas		5 4		26	N	LSU		4 3		65	A	Mi ami (FL)		7 3		106	H	Rhode Isl and		9 2	
1	H	Arkansas		17 2		26	N	LSU		0 11		65	A	Mi ami (FL)		8 2		106	H	Rhode Isl and		3 2	
1	H	Arkansas		3 6		28	A	South Carolina		7 15		65	A	Mi ami (FL)		0 2		106	H	Rhode Isl and		9 0	
1	N	Arkansas		2 8		28	A	South Carolina		3 2		75	A	Tennessee		6 4		115	A	North Flori da		4 0	
1	N	Arkansas		2 5		28	A	South Carolina		7 3		75	A	Tennessee		22 6		115	H	North Flori da		8 3	
8	N	Texas Tech		3 6		29	H	South Fla.		11 8		75	A	Tennessee		4 6		141	H	Mercer		4 6	
8	N	Texas Tech		9 6		30	H	Fla. Atlantic		6 1		84	H	FGCU		8 4		181	H	Stony Brook		12 5	
9	H	Auburn		12 3		30	H	Fla. Atlantic		5 2								181	H	Stony Brook		3 1	
9	H	Auburn		5 11		30	H	Fla. Atlantic		4 7								181	H	Stony Brook		8 0	
9	H	Auburn		3 1		31	A	Kentucky		9 4								187	H	Col umbi a		13 5	
9	H	Auburn		8 2		31	A	Kentucky		2 3								195	H	Bethune-Cookman		7 4	
9	H	Auburn		3 2		31	A	Kentucky		11 2								237	H	Si ena		19 2	
9	H	Auburn		2 3		32	H	Vanderbil t		8 4								237	H	Si ena		7 1	
10	H	Georgia		7 6		32	H	Vanderbil t		10 2								237	H	Si ena		10 2	
10	H	Georgi a		1 4		32	H	Vanderbil t		8 2													
10	H	Georgia		9 3		45	A	UCF		7 9													
11	A	Florida St.		6 3		45	H	UCF		2 4													
11	H	Flori da St.		12 6		47	H	Mi ssouri		7 2													
11	N	Flori da St.		1 0		47	H	Mi ssouri		3 1													
17	A	Texas A&M		6 1		47	H	Mi ssouri		10 2													
17	A	Texas A&M		9 0																			
17	A	Texas A&M		3 7																			
18	A	Mi ssi ssi ppi St.		4 12																			
18	A	Mi ssi ssi ppi St.		6 13																			
18	A	Mi ssi ssi ppi St.		3 6																			
19	N	Texas		6 1																			
23	H	Jacksonvi lle		10 3		LAST 10 GAMES																	
23	H	Jacksonvi lle		3 2		1	N	Arkansas		2 5		9	H	Auburn		2 3							
23	H	Jacksonvi lle		4 8		8	N	Texas Tech		9 6		9	H	Auburn		8 2							
						19	N	Texas		6 1		30	H	Fla. Atlantic		5 2							
						8	N	Texas Tech		3 6		30	H	Fla. Atlantic		4 7							
						9	H	Auburn		3 2		23	H	Jacksonvi lle		3 2							

Non-Div. I Games:

Florida

Average RPI Win:		93	WON-LOST		WINNING		LAST 10		STRENGTH OF		OPP. STRENGTH		TEAM	ADJ		CONF.	ADJ CONF.	
Average RPI Loss:		32	RECORD		PCT. RANK		GAMES		SCHEDULE		OF SCHEDULE		RPI	RPI		RPI	RPI	
DIV. I ONLY			48-17-0		.73846		7		7-3-0		19		8		4		.60533	
DIV. I NON-CONF.			26-3-0		.89655		2		2-2-0		117		122		9		.60245	
TOTALS		RPI 1-25		RPI 26-50		W-L RECORDS		RPI 51-100		RPI 101-150		RPI 150+						
48-17-0		14-9-0		7-5-0		OVERALL		9-2-0		6-1-0		12-0-0						
30-6-0		8-4-0		3-1-0		HOME		7-1-0		2-0-0		10-0-0						
13-9-0		3-3-0		2-4-0		AWAY		2-1-0		4-1-0		2-0-0						
5-2-0		3-2-0		2-0-0		NEUTRAL		0-0-0		0-0-0		0-0-0						
26-3-0		1-2-0		2-0-0		NON-CONFERENCE		5-0-0		6-1-0		12-0-0						
19-2-0		1-2-0		1-0-0		HOME		5-0-0		2-0-0		10-0-0						
6-1-0		0-0-0		0-0-		AWAY		0-0-0		4-1-0		2-0-0						
1-0-0		0-0-0		1-0-0		NEUTRAL		0-0-0		0-0-0		0-0-0						
22-14-0		13-7-0		5-5-0		CONFERENCE		4-2-0		0-0-0		0-0-0						
11-4-0		7-2-0		2-1-0		HOME		2-1-0		0-0-0		0-0-0						
7-8-0		3-3-0		2-4-0		AWAY		2-1-0		0-0-0		0-0-0						
4-2-0		3-2-0		1-0-0		NEUTRAL		0-0-0		0-0-0		0-0-0						
RPI	S	Opponent		Score		RPI	S	Opponent		Score		RPI	S	Opponent		Score		
1	H	Arkansas		11	10	26	H	LSU		14	3	75	H	Tennessee		7	1	
1	H	Arkansas		5	4	26	H	LSU		9	8	75	H	Tennessee		5	0	
1	H	Arkansas		4	6	26	H	LSU		2	5	75	H	Tennessee		6	8	
9	H	Auburn		8	3	26	N	LSU		9	1	82	A	Al abama		0	3	
9	H	Auburn		5	4	28	A	South Carolina		6	5	82	A	Al abama		10	8	
9	H	Auburn		10	3	28	A	South Carolina		5	13	82	A	Al abama		3	2	
9	N	Auburn		3	9	28	A	South Carolina		6	11	86	H	Tul ane		6	3	
9	N	Auburn		7	0	32	A	Vanderbil t		11	3	86	H	Tul ane		9	1	
10	H	Georgia		5	2	32	A	Vanderbil t		7	8	86	H	Tul ane		5	4	
10	H	Georgia		8	4	32	A	Vanderbil t		7	8	95	H	Saint Loui s		9	2	
10	H	Georgia		2	3	38	H	Southern Miss.		7	6	97	H	Little Rock		10	2	
10	N	Georgia		5	4	38	N	Southern Miss.		11	3							
15	H	Tennessee Tech		5	15													
15	H	Tennessee Tech		2	3													
15	H	Tennessee Tech		9	8													
17	A	Texas A&M		7	6													
17	A	Texas A&M		6	7													
17	A	Texas A&M		5	4													
17	N	Texas A&M		2	1													
18	A	Mi ssi ssi ppi St.		3	13													
18	A	Mi ssi ssi ppi St.		6	1													
18	A	Mi ssi ssi ppi St.		5	7													
18	N	Mi ssi ssi ppi St.		6	7													
LAST 10 GAMES																		
15	H	Tennessee Tech		2	3	17	N	Texas A&M		2	1							
15	H	Tennessee Tech		5	15	9	N	Auburn		7	0							
15	H	Tennessee Tech		9	8	10	N	Georgi a		5	4							
95	H	Sai nt Loui s		9	2	9	N	Auburn		3	9							
26	N	LSU		9	1	82	A	Al abama		10	8							

Non-Div. I Games:

Ole Miss

Average RPI Win:		85	WON-LOST RECORD		WINNING PCT. RANK		LAST 10 GAMES		STRENGTH OF SCHEDULE		OPP. STRENGTH OF SCHEDULE		TEAM RPI		ADJ RPI		CONF. RPI		ADJ CONF. RPI	
DIV. I ONLY			44-20-0		.6875 24		7-3-0		3		20		5		.60501 5		3		3	
DIV. I NON-CONF.			21-10-0		.67742 40		6-2-0		4		20		12		.59474 12		3		3	
TOTALS		RPI 1-25		RPI 26-50		W-L RECORDS		RPI 51-100		RPI 101-150		RPI 150+								
44-20-0		10-12-0		5-2-0		OVERALL		12-4-0		12-1-0		5-1-0								
28-6-0		3-3-0		2-1-0		HOME		6-1-0		12-0-0		5-1-0								
12-10-0		5-6-0		2-1-0		AWAY		5-3-0		0-0-0		0-0-0								
4-4-0		2-3-0		1-0-0		NEUTRAL		1-0-0		0-1-0		0-0-0								
21-10-0		4-5-0		5-2-0		NON-CONFERENCE		1-2-0		6-0-0		5-1-0								
15-4-0		2-1-0		2-1-0		HOME		0-1-0		6-0-0		5-1-0								
3-4-0		0-2-0		2-0-		AWAY		1-1-0		0-0-0		0-0-0								
3-2-0		2-2-0		1-0-0		NEUTRAL		0-0-0		0-0-0		0-0-0								
23-10-0		6-7-0		0-0-0		CONFERENCE		11-2-0		6-1-0		0-0-0								
13-2-0		1-2-0		0-0-0		HOME		6-0-0		6-0-0		0-0-0								
9-6-0		5-4-0		0-0-0		AWAY		4-2-0		0-0-0		0-0-0								
1-2-0		0-1-0		0-0-0		NEUTRAL		1-0-0		0-1-0		0-0-0								
RPI	S	Opponent		Score		RPI	S	Opponent		Score		RPI	S	Opponent		Score				
2	N	Oregon St.		8	6	28	N	South Carolina		11	3	56	H	Georgia Tech		10	3			
2	N	Oregon St.		6	11	29	A	South Fla.		3	4	56	H	Georgia Tech		9	8			
7	H	Stetson		7	4	29	A	South Fla.		12	5	56	H	Georgia Tech		9	3			
7	H	Stetson		7	5	29	A	South Fla.		9	8	56	N	Georgia Tech		9	0			
11	H	Florida St.		16	8	33	H	St. John's (NY)		2	5	60	A	UNCW		2	4			
11	H	Florida St.		4	9	42	H	Houston		4	3	60	H	UNCW		4	5			
11	H	Florida St.		3	6	42	H	Houston		19	11	65	A	Mi ami (FL)		9	6			
14	A	Duke		8	6							65	A	Mi ami (FL)		8	4			
14	A	Duke		2	5							65	A	Mi ami (FL)		5	7			
14	A	Duke		3	7							71	H	Wake Forest		8	6			
16	A	East Carolina		1	2							71	H	Wake Forest		6	1			
16	H	East Carolina		0	12							71	H	Wake Forest		3	2			
16	N	East Carolina		5	4							80	A	Charlotte		14	2			
18	N	Mississippi St.		2	12							83	A	Virginia		8	6			
21	A	Louisville		10	3							83	A	Virginia		12	6			
21	A	Louisville		4	6							83	A	Virginia		0	4			
21	A	Louisville		4	5															
24	A	NC State		5	4															
24	A	NC State		8	6															
24	A	NC State		6	5															
24	N	NC State		3	8															
25	A	Coastal Caro.		2	5															
						LAST 10 GAMES														
						2	N	Oregon St.		6	11	42	H	Houston		19	11			
						18	N	Mississippi St.		2	12	42	H	Houston		4	3			
						2	N	Oregon St.		8	6	210	H	N. C. A&T		11	0			
						7	H	Stetson		7	5	108	N	Pittsburgh		4	5			
						7	H	Stetson		7	4	56	N	Georgia Tech		9	0			

Non-Div. I Games:

North Carolina

Average RPI Win:		104	WON-LOST RECORD		WINNING PCT. RANK		LAST 10 GAMES		STRENGTH OF SCHEDULE		OPP. STRENGTH OF SCHEDULE		TEAM RPI		ADJ RPI		CONF. RPI		ADJ CONF. RPI					
DIV. I ONLY			46-12-0		.7931		3		6-4-0		42		26		6		.6049		6		5		5	
DIV. I NON-CONF.			24-4-0		.85714		4		2-2-0		29		15		3		.61807		3		5		5	
TOTALS		RPI 1-25		RPI 26-50		W-L RECORDS		RPI 51-100		RPI 101-150		RPI 150+												
46-12-0		5-5-0		8-4-0		OVERALL		13-3-0		7-0-0		13-0-0												
32-5-0		0-0-0		4-2-0		HOME		13-3-0		7-0-0		8-0-0												
14-7-0		5-5-0		4-2-0		AWAY		0-0-0		0-0-0		5-0-0												
0-0-0		0-0-0		0-0-0		NEUTRAL		0-0-0		0-0-0		0-0-0												
24-4-0		3-1-0		4-2-0		NON-CONFERENCE		9-1-0		1-0-0		7-0-0												
19-3-0		0-0-0		4-2-0		HOME		9-1-0		1-0-0		5-0-0												
5-1-0		3-1-0		0-0-		AWAY		0-0-0		0-0-0		2-0-0												
0-0-0		0-0-0		0-0-0		NEUTRAL		0-0-0		0-0-0		0-0-0												
22-8-0		2-4-0		4-2-0		CONFERENCE		4-2-0		6-0-0		6-0-0												
13-2-0		0-0-0		0-0-0		HOME		4-2-0		6-0-0		3-0-0												
9-6-0		2-4-0		4-2-0		AWAY		0-0-0		0-0-0		3-0-0												
0-0-0		0-0-0		0-0-0		NEUTRAL		0-0-0		0-0-0		0-0-0												
RPI	S	Opponent		Score		RPI	S	Opponent		Score		RPI	S	Opponent		Score								
2	A	Oregon St.		0 10		35	H	Baylor		4 2		63	H	Mi chi gan		7 4								
2	A	Oregon St.		2 6		44	H	Cal St. Fullerton		1 2		63	H	Mi chi gan		3 2								
2	A	Oregon St.		9 6		44	H	Cal St. Fullerton		2 5		63	H	Mi chi gan		7 0								
19	A	Texas		9 3		44	H	Cal St. Fullerton		6 5		63	H	Mi chi gan		0 5								
19	A	Texas		11 1		44	H	Cal St. Fullerton		5 1		64	H	Gonzaga		4 3								
19	A	Texas		6 8		44	H	Cal St. Fullerton		5 3		69	H	Wright St.		4 3								
19	A	Texas		7 1		48	A	Ari zona		8 7		72	H	Cal i forni a		5 2								
22	A	UCLA		2 7		48	A	Ari zona		8 2		72	H	Cal i forni a		14 1								
22	A	UCLA		13 11		48	A	Ari zona		7 2		72	H	Cal i forni a		3 4								
22	A	UCLA		4 8		49	A	Washi ngton		2 4		89	H	Ri ce		6 2								
						49	A	Washi ngton		0 7		89	H	Ri ce		7 2								
						49	A	Washi ngton		6 5		89	H	Ri ce		7 4								
												89	H	Ri ce		2 0								
												92	H	Oregon		5 1								
												92	H	Oregon		4 0								
												92	H	Oregon		1 10								
LAST 10 GAMES																								
						35	H	Baylor		4 2		49	A	Washi ngton		2 4								
						44	H	Cal St. Fullerton		2 5		49	A	Washi ngton		0 7								
						44	H	Cal St. Fullerton		1 2		186	H	Washi ngton St.		4 2								
						69	H	Wri ght St.		4 3		186	H	Washi ngton St.		9 6								
						49	A	Washi ngton		6 5		186	H	Washi ngton St.		10 1								

Non-Div. I Games:

Stanford

Average RPI Win:		115	WON-LOST		WINNING		LAST 10		STRENGTH OF		OPP. STRENGTH		TEAM	ADJ		CONF.	ADJ CONF.	
Average RPI Loss:		75	RECORD		PCT. RANK		GAMES		SCHEDULE		OF SCHEDULE		RPI	RPI		RPI	RPI	
DIV. I ONLY			48-13-0		.78689		4		7-2-0		50		50		7		.6036	
DIV. I NON-CONF.			29-10-0		.74359		28		3-2-0		50		21		17		.58781	
TOTALS		RPI 1-25		RPI 26-50		W-L RECORDS		RPI 51-100		RPI 101-150		RPI 150+						
48-13-0		4-4-0		6-1-0		OVERALL		5-1-0		19-6-0		14-1-0						
32-3-0		3-0-0		5-0-0		HOME		2-1-0		11-2-0		11-0-0						
12-10-0		0-4-0		1-1-0		AWAY		3-0-0		6-4-0		2-1-0						
4-0-0		1-0-0		0-0-0		NEUTRAL		0-0-0		2-0-0		1-0-0						
29-10-0		1-4-0		6-1-0		NON-CONFERENCE		2-1-0		13-4-0		7-0-0						
26-3-0		1-0-0		5-0-0		HOME		2-1-0		11-2-0		7-0-0						
3-7-0		0-4-0		1-0-		AWAY		0-0-0		2-2-0		0-0-0						
0-0-0		0-0-0		0-0-0		NEUTRAL		0-0-0		0-0-0		0-0-0						
19-3-0		3-0-0		0-0-0		CONFERENCE		3-0-0		6-2-0		7-1-0						
6-0-0		2-0-0		0-0-0		HOME		0-0-0		0-0-0		4-0-0						
9-3-0		0-0-0		0-0-0		AWAY		3-0-0		4-2-0		2-1-0						
4-0-0		1-0-0		0-0-0		NEUTRAL		0-0-0		2-0-0		1-0-0						
RPI	S	Opponent		Score		RPI	S	Opponent		Score		RPI	S	Opponent		Score		
5	A	North Carolina		4	7	29	A	South Fla.		5	3	76	H	Wagner		10	0	
5	A	North Carolina		5	7	29	H	South Fla.		5	2	77	H	Army West Point		6	0	
11	A	Florida St.		10	18	36	H	Oklahoma St.		10	3	77	H	Army West Point		4	8	
11	A	Florida St.		0	4	36	H	Oklahoma St.		11	1	84	A	FGCU		4	2	
11	H	Florida St.		5	3	40	H	Purdue		11	6	84	A	FGCU		3	1	
23	H	Jacksonville		8	2	45	A	UCF		1	4	84	A	FGCU		9	4	
23	H	Jacksonville		2	1	45	H	UCF		1	0							
23	N	Jacksonville		9	8													
						LAST 10 GAMES												
		5 A North Carolina		5	7			115 N North Florida		6	0							
		5 A North Carolina		4	7			23 N Jacksonville		9	8							
		36 H Oklahoma St.		11	1			125 N Kennesaw St.		2	1							
		36 H Oklahoma St.		10	3			154 N NJIT		7	2							
		148 H Hartford		8	3			230 H USC Upstate		14	5							

Non-Div. I Games:

Stetson

RPI	S	Opponent	Score	
179	H	Manhattan	5	0
195	H	Bethune-Cookman	2	0
195	H	Bethune-Cookman	8	2
195	H	Bethune-Cookman	7	4
204	H	Central Mich.	5	3
230	H	USC Upstate	14	5

Stetson

S
t
e
t
s
o
n

S
t
e
t
s
o
n

Average RPI Win:		81	WON-LOST		WINNING		LAST 10		STRENGTH OF		OPP. STRENGTH		TEAM	ADJ		CONF.	ADJ CONF.	
Average RPI Loss:		35	RECORD		PCT. RANK		GAMES		SCHEDULE		OF SCHEDULE		RPI	RPI		RPI	RPI	
DIV. I ONLY			45-20-0		.69231		22		6-4-0		9		16		8		.60308	
DIV. I NON-CONF.			29-9-0		.76316		21		6-3-0		2		10		2		.62852	
TOTALS		RPI 1-25		RPI 26-50		W-L RECORDS		RPI 51-100		RPI 101-150		RPI 150+						
45-20-0		7-7-0		12-7-0		OVERALL		15-6-0		4-0-0		7-0-0						
28-6-0		5-3-0		6-2-0		HOME		8-1-0		4-0-0		5-0-0						
14-10-0		1-2-0		5-5-0		AWAY		6-3-0		0-0-0		2-0-0						
3-4-0		1-2-0		1-0-0		NEUTRAL		1-2-0		0-0-0		0-0-0						
29-9-0		6-5-0		5-4-0		NON-CONFERENCE		10-0-0		1-0-0		7-0-0						
20-2-0		4-1-0		4-1-0		HOME		6-0-0		1-0-0		5-0-0						
7-5-0		1-2-0		1-0-		AWAY		3-0-0		0-0-0		2-0-0						
2-2-0		1-2-0		0-0-0		NEUTRAL		1-0-0		0-0-0		0-0-0						
16-11-0		1-2-0		7-3-0		CONFERENCE		5-6-0		3-0-0		0-0-0						
8-4-0		1-2-0		2-1-0		HOME		2-1-0		3-0-0		0-0-0						
7-5-0		0-0-0		4-2-0		AWAY		3-3-0		0-0-0		0-0-0						
1-2-0		0-0-0		1-0-0		NEUTRAL		0-2-0		0-0-0		0-0-0						
RPI	S	Opponent		Score		RPI	S	Opponent		Score		RPI	S	Opponent		Score		
1	A	Arkansas		1	5	31	A	Kentucky		7	10	51	H	South Alabama		9	7	
1	N	Arkansas		4	7	31	A	Kentucky		6	11	51	H	South Alabama		8	1	
3	N	Florida		6	3	31	A	Kentucky		5	3	51	H	South Alabama		14	2	
3	N	Florida		6	9	35	A	Baylor		0	2	51	H	South Alabama		5	2	
14	H	Duke		6	4	35	A	Baylor		2	12	52	H	West Virginia		8	5	
14	H	Duke		2	11	35	A	Baylor		11	4	52	H	West Virginia		4	1	
14	H	Duke		6	2	36	A	Oklahoma St.		7	3	52	H	West Virginia		0	1	
19	H	Texas		16	5	36	A	Oklahoma St.		14	6	52	H	West Virginia		4	12	
19	H	Texas		6	12	36	A	Oklahoma St.		9	4	52	N	West Virginia		4	12	
19	H	Texas		5	7	36	N	Oklahoma St.		6	2	57	A	TCU		6	0	
21	A	Louisville		4	7	37	A	DBU		5	6	57	A	TCU		4	6	
21	A	Louisville		8	4	37	H	DBU		4	10	57	A	TCU		5	9	
21	H	Louisville		11	6	39	H	Northeastern		12	3	57	N	TCU		2	12	
21	H	Louisville		10	4	39	H	Northeastern		13	2	87	H	New Mexico St.		12	0	
						39	H	Northeastern		9	4	87	H	New Mexico St.		9	2	
						39	H	Northeastern		22	3	87	N	New Mexico St.		2	1	
						43	H	Oklahoma		12	6	93	A	Kansas		10	0	
						43	H	Oklahoma		5	4	93	A	Kansas		15	6	
						43	H	Oklahoma		5	12	93	A	Kansas		3	17	
												98	A	UTSA		5	0	
												98	A	UTSA		3	0	
												98	A	UTSA		10	6	
LAST 10 GAMES																		
						3	N	Florida		6	9	14	H	Duke		6	4	
						1	N	Arkansas		4	7	21	H	Louisville		11	6	
						3	N	Florida		6	3	21	H	Louisville		10	4	
						14	H	Duke		6	2	87	H	New Mexico St.		9	2	
						14	H	Duke		2	11	52	N	West Virginia		4	12	

Non-Div. I Games:

Texas Tech

Average RPI Win: 89		WON-LOST RECORD		WINNING PCT. RANK		LAST 10 GAMES		STRENGTH OF SCHEDULE		OPP. STRENGTH OF SCHEDULE		TEAM RPI		ADJ RPI		CONF. RPI		ADJ CONF. RPI											
Average RPI Loss: 21																													
DIV. I ONLY		43-23-0		.65152 37		6-4-0		8		3		9		.59602 9		1		1											
DIV. I NON-CONF.		24-4-0		.85714 4		3-0-0		84		76		7		.60613 7		1		1											
TOTALS		RPI 1-25		RPI 26-50		W-L RECORDS		RPI 51-100		RPI 101-150		RPI 150+																	
43-23-0		8-14-0		12-7-0		OVERALL		12-2-0		1-0-0		10-0-0																	
29-6-0		4-2-0		9-4-0		HOME		6-0-0		1-0-0		9-0-0																	
9-15-0		3-10-0		1-3-0		AWAY		4-2-0		0-0-0		1-0-0																	
5-2-0		1-2-0		2-0-0		NEUTRAL		2-0-0		0-0-0		0-0-0																	
24-4-0		1-0-0		4-2-0		NON-CONFERENCE		8-2-0		1-0-0		10-0-0																	
19-1-0		0-0-0		3-1-0		HOME		6-0-0		1-0-0		9-0-0																	
3-3-0		1-0-0		0-0-		AWAY		1-2-0		0-0-0		1-0-0																	
2-0-0		0-0-0		1-0-0		NEUTRAL		1-0-0		0-0-0		0-0-0																	
19-19-0		7-14-0		8-5-0		CONFERENCE		4-0-0		0-0-0		0-0-0																	
10-5-0		4-2-0		6-3-0		HOME		0-0-0		0-0-0		0-0-0																	
6-12-0		2-10-0		1-2-0		AWAY		3-0-0		0-0-0		0-0-0																	
3-2-0		1-2-0		1-0-0		NEUTRAL		1-0-0		0-0-0		0-0-0																	
RPI	S	Opponent		Score		RPI	S	Opponent		Score		RPI	S	Opponent		Score		RPI	S	Opponent		Score							
1	A	Arkansas		4 5		26	H	LSU		11 4		51	A	South Al abama		7 6		137	H	Georgia St.		3 2							
1	A	Arkansas		2 13		26	H	LSU		2 6		51	H	South Al abama		10 4		190	H	BYU		21 4							
1	A	Arkansas		1 2		26	H	LSU		14 5		56	A	Georgi a Tech		4 6		190	H	BYU		9 5							
3	A	Flori da		11 5		31	A	Kentucky		4 5		56	H	Georgi a Tech		12 7		190	H	BYU		4 3							
3	A	Flori da		3 2		31	A	Kentucky		4 3		77	N	Army West Point		12 1		192	H	Memphi s		5 4							
3	A	Flori da		2 8		31	A	Kentucky		3 13		82	A	Al abama		20 5		201	A	UAB		11 8							
3	A	Flori da		3 12		31	N	Kentucky		4 3		82	A	Al abama		5 0		201	H	UAB		12 2							
3	A	Flori da		2 3		32	H	Vanderbil t		11 5		82	A	Al abama		19 5		264	H	Longwood		6 0							
3	A	Flori da		1 3		32	H	Vanderbil t		4 1		82	N	Al abama		5 2		264	H	Longwood		3 0							
4	A	Ole Miss		4 5		32	H	Vanderbil t		14 0		88	H	Bryant		3 1		264	H	Longwood		25 1							
4	A	Ole Miss		3 10		39	H	Northeastern		14 8		88	H	Bryant		13 4		286	H	Al abama A&M		19 5							
4	A	Ole Miss		3 8		39	H	Northeastern		1 2		88	H	Bryant		15 7													
4	N	Ole Miss		0 7		39	H	Northeastern		6 0		90	A	Samford		3 12													
4	N	Ole Miss		9 3		39	N	Northeastern		13 4		90	H	Samford		7 2													
17	H	Texas A&M		1 5		41	A	Troy		5 9																			
17	H	Texas A&M		4 1		41	H	Troy		6 5																			
17	H	Texas A&M		11 5		47	H	Mi ssouri		1 2																			
17	N	Texas A&M		2 4		47	H	Mi ssouri		5 2																			
18	H	Mi ssi ssi ppi St.		7 5		47	H	Mi ssouri		0 5																			
18	H	Mi ssi ssi ppi St.		2 7																									
18	H	Mi ssi ssi ppi St.		2 1																									
24	A	NC State		15 7																									
						LAST 10 GAMES																							
						3 A Flori da						2 3						39 N Northeastern						13 4					
						3 A Flori da						3 2						4 N Ole Miss						0 7					
						3 A Flori da						2 8						17 N Texas A&M						2 4					
						24 A NC State						15 7						4 N Ole Miss						9 3					
						77 N Army West Point						12 1						31 N Kentucky						4 3					

Non-Div. I Games:

Auburn

Average RPI Win:		77	WON-LOST		WINNING		LAST 10		STRENGTH OF		OPP. STRENGTH		TEAM	ADJ		CONF.	ADJ CONF.	
Average RPI Loss:		43	RECORD		PCT. RANK		GAMES		SCHEDULE		OF SCHEDULE		RPI	RPI		RPI	RPI	
DIV. I ONLY			39-21-0		.65		38	5-5-0	4		6		10	.59514		10	1	1
DIV. I NON-CONF.			21-7-0		.75		25	2-2-0	37		38		15	.59139		15	1	1
TOTALS		RPI 1-25		RPI 26-50		W-L RECORDS		RPI 51-100		RPI 101-150		RPI 150+						
39-21-0		8-10-0		9-4-0		OVERALL		13-6-0		4-0-0		5-1-0						
25-8-0		5-4-0		5-2-0		HOME		9-2-0		2-0-0		4-0-0						
12-11-0		2-4-0		4-2-0		AWAY		3-4-0		2-0-0		1-1-0						
2-2-0		1-2-0		0-0-0		NEUTRAL		1-0-0		0-0-0		0-0-0						
21-7-0		2-2-0		1-0-0		NON-CONFERENCE		9-4-0		4-0-0		5-1-0						
15-3-0		1-2-0		1-0-0		HOME		7-1-0		2-0-0		4-0-0						
4-4-0		0-0-0		0-0-		AWAY		1-3-0		2-0-0		1-1-0						
2-0-0		1-0-0		0-0-0		NEUTRAL		1-0-0		0-0-0		0-0-0						
18-14-0		6-8-0		8-4-0		CONFERENCE		4-2-0		0-0-0		0-0-0						
10-5-0		4-2-0		4-2-0		HOME		2-1-0		0-0-0		0-0-0						
8-7-0		2-4-0		4-2-0		AWAY		2-1-0		0-0-0		0-0-0						
0-2-0		0-2-0		0-0-0		NEUTRAL		0-0-0		0-0-0		0-0-0						
RPI	S	Opponent		Score		RPI	S	Opponent		Score		RPI	S	Opponent		Score		
1	H	Arkansas		3	2	28	H	South Carolina		7	5	56	A	Georgi a Tech		8	3	
1	H	Arkansas		8	7	28	H	South Carolina		12	3	56	H	Georgi a Tech		4	0	
1	H	Arkansas		6	8	28	H	South Carolina		3	0	56	N	Georgi a Tech		3	1	
3	A	Flori da		4	1	31	H	Kentucky		4	6	68	A	Col . of Charleston		4	6	
3	A	Flori da		3	9	31	H	Kentucky		0	1	68	A	Col . of Charleston		0	6	
3	A	Flori da		6	7	31	H	Kentucky		9	7	68	A	Col . of Charleston		2	5	
4	A	Ole Miss		2	5	32	A	Vanderbil t		3	8	75	H	Tennessee		5	6	
4	A	Ole Miss		4	8	32	A	Vanderbil t		3	5	75	H	Tennessee		12	4	
4	A	Ole Miss		3	2	32	A	Vanderbil t		3	2	75	H	Tennessee		8	6	
4	N	Ole Miss		4	5	41	H	Troy		11	7	75	H	Tennessee		8	6	
13	H	Clemson		6	1	47	A	Mi ssouri		5	3	80	H	Charlot te		12	2	
13	N	Clemson		6	3	47	A	Mi ssouri		7	1	80	H	Charlot te		6	4	
14	H	Duke		5	8	47	A	Mi ssouri		10	6	80	H	Charlot te		10	7	
14	H	Duke		4	8							81	H	Ga. Southern		4	3	
17	H	Texas A&M		11	5							81	H	Ga. Southern		22	9	
17	H	Texas A&M		3	0							81	H	Ga. Southern		3	8	
17	H	Texas A&M		0	5							82	A	Al abama		9	10	
17	N	Texas A&M		0	7							82	A	Al abama		6	5	
												82	A	Al abama		6	5	
												91	H	Wofford		5	0	
LAST 10 GAMES																		
						14	H	Duke		4	8	17	N	Texas A&M		0	7	
						14	H	Duke		5	8	1	H	Arkansas		3	2	
						41	H	Troy		11	7	1	H	Arkansas		8	7	
						109	H	Campbel l		18	5	1	H	Arkansas		6	8	
						4	N	Ole Mi ss		4	5	3	A	Fl ori da		4	1	

Non-Div. I Games:

Georgia

Average RPI Win:		94	WON-LOST RECORD		WINNING PCT. RANK		LAST 10 GAMES		STRENGTH OF SCHEDULE		OPP. STRENGTH OF SCHEDULE		TEAM RPI	ADJ RPI		CONF. RPI	ADJ CONF. RPI							
DIV. I ONLY			43-19-0		.69355		20		7-3-0		12		13		11		.5938		11		3		3	
DIV. I NON-CONF.			23-6-0		.7931		12		1-2-0		31		14		11		.59671		11		3		3	
TOTALS		RPI 1-25		RPI 26-50				W-L RECORDS				RPI 51-100				RPI 101-150				RPI 150+				
43-19-0		15-12-0		6-0-0				OVERALL				7-6-0				2-1-0				13-0-0				
30-9-0		8-6-0		6-0-0				HOME				4-2-0				2-1-0				10-0-0				
9-9-0		4-5-0		0-0-0				AWAY				2-4-0				0-0-0				3-0-0				
4-1-0		3-1-0		0-0-0				NEUTRAL				1-0-0				0-0-0				0-0-0				
23-6-0		5-5-0		6-0-0				NON-CONFERENCE				2-1-0				0-0-0				10-0-0				
22-3-0		4-2-0		6-0-0				HOME				2-1-0				0-0-0				10-0-0				
1-2-0		1-2-0		0-0-				AWAY				0-0-0				0-0-0				0-0-0				
0-1-0		0-1-0		0-0-0				NEUTRAL				0-0-0				0-0-0				0-0-0				
20-13-0		10-7-0		0-0-0				CONFERENCE				5-5-0				2-1-0				3-0-0				
8-6-0		4-4-0		0-0-0				HOME				2-1-0				2-1-0				0-0-0				
8-7-0		3-3-0		0-0-0				AWAY				2-4-0				0-0-0				3-0-0				
4-0-0		3-0-0		0-0-0				NEUTRAL				1-0-0				0-0-0				0-0-0				
RPI	S	Opponent		Score		RPI	S	Opponent		Score		RPI	S	Opponent		Score		RPI	S	Opponent		Score		
3	A	Florida		6	12	29	H	South Fla.		5	2	56	A	Georgi a Tech		1	2	102	H	Notre Dame		7	8	
3	H	Florida		3	6	41	H	Troy		7	3	56	A	Georgi a Tech		3	16	102	H	Notre Dame		6	4	
3	N	Florida		0	1	41	H	Troy		6	5	56	A	Georgi a Tech		10	2	102	H	Notre Dame		7	5	
5	A	North Carolina		8	16	41	H	Troy		9	4	65	H	Mi ami (FL)		5	11	159	H	Xavier		5	1	
5	A	North Carolina		6	3	45	H	UCF		6	4	65	H	Mi ami (FL)		10	1	159	H	Xavier		11	1	
5	A	North Carolina		9	4	45	H	UCF		13	3	65	H	Mi ami (FL)		2	0	159	H	Xavier		7	2	
7	A	Stetson		3	5							71	A	Wake Forest		3	4	172	A	Boston Colle ge		13	7	
7	H	Stetson		4	0							71	A	Wake Forest		1	8	172	A	Boston Colle ge		6	1	
7	H	Stetson		18	10							71	A	Wake Forest		7	3	172	A	Boston Colle ge		13	12	
13	A	Clemson		3	2							83	N	Vi rgi ni a		3	2	255	H	Mt. St. Mary' s		10	0	
13	A	Clemson		4	5							90	H	Samford		6	7	255	H	Mt. St. Mary' s		8	2	
13	A	Clemson		7	12							93	H	Kansas		12	7	255	H	Mt. St. Mary' s		12	2	
13	N	Clemson		5	4							93	H	Kansas		10	5	255	H	Mt. St. Mary' s		22	0	
14	H	Duke		1	7													262	H	UNC Ashevi lle		4	2	
14	H	Duke		5	6													262	H	UNC Ashevi lle		9	2	
18	H	Missi ssi ppi St.		2	3													262	H	UNC Ashevi lle		4	3	
21	H	Loui sville		8	7																			
21	H	Loui sville		9	4																			
21	H	Loui sville		1	6																			
21	N	Loui sville		11	8																			
23	A	Jacksonvi lle		4	0																			
23	H	Jacksonvi lle		10	4																			
23	H	Jacksonvi lle		6	2																			
24	H	NC State		4	3																			
24	H	NC State		6	3																			
24	H	NC State		3	5																			
24	N	NC State		5	2																			
						LAST 10 GAMES																		

Average RPI Win:		121	WON-LOST RECORD		WINNING PCT. RANK	LAST 10 GAMES	STRENGTH OF SCHEDULE		OPP. STRENGTH OF SCHEDULE	TEAM RPI	ADJ RPI	CONF. RPI	ADJ CONF. RPI						
Average RPI Loss:		73																	
DIV. I ONLY			43-15-0		.74138	6	8-2-0		33	75	12	.5916	12	6	6				
DIV. I NON-CONF.			21-11-0		.65625	52	3-2-0		27	83	32	.57031	32	7	7				
TOTALS		RPI 1-25		RPI 26-50		W-L RECORDS		RPI 51-100		RPI 101-150		RPI 150+							
43-15-0		2-3-0		14-3-0		OVERALL		5-5-0		6-2-0		16-2-0							
19-7-0		2-1-0		6-2-0		HOME		3-3-0		1-0-0		7-1-0							
13-8-0		0-2-0		5-1-0		AWAY		2-2-0		4-2-0		2-1-0							
11-0-0		0-0-0		3-0-0		NEUTRAL		0-0-0		1-0-0		7-0-0							
21-11-0		2-3-0		4-2-0		NON-CONFERENCE		3-4-0		4-1-0		8-1-0							
12-5-0		2-1-0		3-2-0		HOME		1-2-0		1-0-0		5-0-0							
5-6-0		0-2-0		1-0-		AWAY		2-2-0		2-1-0		0-1-0							
4-0-0		0-0-0		0-0-0		NEUTRAL		0-0-0		1-0-0		3-0-0							
22-4-0		0-0-0		10-1-0		CONFERENCE		2-1-0		2-1-0		8-1-0							
7-2-0		0-0-0		3-0-0		HOME		2-1-0		0-0-0		2-1-0							
8-2-0		0-0-0		4-1-0		AWAY		0-0-0		2-1-0		2-0-0							
7-0-0		0-0-0		3-0-0		NEUTRAL		0-0-0		0-0-0		4-0-0							
RPI	S	Opponent		Score		RPI	S	Opponent		Score		RPI	S	Opponent		Score			
2	A	Oregon St.		1	8	33	A	St. John's (NY)		8	4	56	A	Georgi a Tech		2	3		
2	A	Oregon St.		3	6	33	H	St. John's (NY)		5	11	57	A	TCU		6	3		
22	H	UCLA		3	2	33	H	St. John's (NY)		9	8	57	A	TCU		8	0		
22	H	UCLA		1	6	33	H	St. John's (NY)		6	3	57	A	TCU		4	5		
22	H	UCLA		13	8	34	H	Indiana		4	1	62	H	Creighton		15	1		
						34	H	Indiana		9	1	62	H	Creighton		3	7		
						34	H	Indiana		7	6	62	H	Creighton		3	7		
						40	A	Purdue		22	7	78	H	Iowa		3	5		
						40	A	Purdue		18	8	78	H	Iowa		4	3		
						40	N	Purdue		6	4	78	H	Iowa		3	0		
						46	A	Ohio St.		5	6								
						46	A	Ohio St.		11	1								
						46	A	Ohio St.		2	1								
						46	N	Ohio St.		8	1								
						48	H	Ari zona		3	2								
						49	H	Washi ngton		4	6								
						50	N	Illinoi s		3	0								
															LAST 10 GAMES				
						2	A	Oregon St.		3	6	40	N	Purdue		6	4		
						2	A	Oregon St.		1	8	46	N	Ohi o St.		8	1		
						22	H	UCLA		13	8	50	N	Illinoi s		3	0		
						22	H	UCLA		3	2	193	N	Mi chi gan St.		3	2		
						136	H	Can i si us		10	1	166	A	Rutgers		5	3		

Average RPI Win: 109		WON-LOST RECORD		WINNING PCT. RANK		LAST 10 GAMES		STRENGTH OF SCHEDULE		OPP. STRENGTH OF SCHEDULE		TEAM RPI		ADJ RPI		CONF. RPI		ADJ CONF. RPI	
DIV. I ONLY		47-16-0		.74603		5		7-3-0		56		14		13		.58686		13	
DIV. I NON-CONF.		23-7-0		.76667		20		2-2-0		97		8		27		.57486		27	
TOTALS		RPI 1-25		RPI 26-50		W-L RECORDS		RPI 51-100		RPI 101-150		RPI 150+							
47-16-0		5-9-0		6-3-0		OVERALL		13-2-0		10-2-0		13-0-0							
28-9-0		3-4-0		5-2-0		HOME		6-2-0		3-1-0		11-0-0							
15-5-0		2-3-0		0-1-0		AWAY		6-0-0		6-1-0		1-0-0							
4-2-0		0-2-0		1-0-0		NEUTRAL		1-0-0		1-0-0		1-0-0							
23-7-0		1-3-0		6-3-0		NON-CONFERENCE		2-0-0		4-1-0		10-0-0							
19-3-0		1-0-0		5-2-0		HOME		2-0-0		3-1-0		8-0-0							
2-3-0		0-2-0		0-0-		AWAY		0-0-0		1-0-0		1-0-0							
2-1-0		0-1-0		1-0-0		NEUTRAL		0-0-0		0-0-0		1-0-0							
24-9-0		4-6-0		0-0-0		CONFERENCE		11-2-0		6-1-0		3-0-0							
9-6-0		2-4-0		0-0-0		HOME		4-2-0		0-0-0		3-0-0							
13-2-0		2-1-0		0-0-0		AWAY		6-0-0		5-1-0		0-0-0							
2-1-0		0-1-0		0-0-0		NEUTRAL		1-0-0		1-0-0		0-0-0							
RPI	S	Opponent		Score		RPI	S	Opponent		Score		RPI	S	Opponent		Score			
10	A	Georgia		1	6	28	A	South Carolina		2	3	56	H	Georgi a Tech		3	2		
10	N	Georgia		3	6	28	H	South Carolina		8	7	56	H	Georgi a Tech		13	2		
11	H	Florida St.		2	3	28	N	South Carolina		5	1	56	H	Georgi a Tech		7	3		
11	H	Florida St.		5	4	32	H	Vanderbil t		6	19	65	H	Mi ami (FL)		8	3		
11	H	Florida St.		12	7	32	H	Vanderbil t		3	4	65	H	Mi ami (FL)		11	12		
11	N	Florida St.		4	5	33	H	St. John's (NY)		9	8	65	H	Mi ami (FL)		1	6		
21	A	Loui sville		1	5	37	H	DBU		9	1	65	N	Mi ami (FL)		7	1		
21	A	Loui sville		3	1	37	H	DBU		12	1	71	A	Wake Forest		7	5		
21	A	Loui sville		4	3	37	H	DBU		3	2	71	A	Wake Forest		4	3		
24	H	NC State		4	5							71	A	Wake Forest		9	4		
24	H	NC State		1	6							83	A	Vi rgi ni a		3	2		
24	H	NC State		0	4							83	A	Vi rgi ni a		5	4		
25	A	Coastal Caro.		5	9							83	A	Vi rgi ni a		9	8		
25	H	Coastal Caro.		6	1							91	H	Wofford		6	3		
												100	H	Morehead St.		4	3		
						LAST 10 GAMES													
						32	H	Vanderbil t		6	19	65	N	Mi ami (FL)		7	1		
						33	H	St. John's (NY)		9	8	102	N	Notre Dame		21	4		
						32	H	Vanderbil t		3	4	108	A	Pi ttsburgh		5	0		
						100	H	Morehead St.		4	3	108	A	Pi ttsburgh		4	1		
						11	N	Flori da St.		4	5	108	A	Pi ttsburgh		16	6		

Non-Div. I Games:

Clemson

Duke		Average RPI Win: 122	WON-LOST RECORD	WINNING PCT. RANK	LAST 10 GAMES	STRENGTH OF SCHEDULE	OPP. STRENGTH OF SCHEDULE	TEAM RPI	ADJ RPI	CONF. RPI	ADJ CONF. RPI		
DIV. I ONLY			45-18-0	.71429	9	6-4-0	49	33	14	.5851	14	3	3
DIV. I NON-CONF.			26-6-0	.8125	10	5-3-0	62	112	8	.60313	8	3	3
TOTALS		RPI 1-25	RPI 26-50		W-L RECORDS		RPI 51-100		RPI 101-150		RPI 150+		
45-18-0		8-7-0	2-3-0		OVERALL		8-6-0		12-2-0		15-0-0		
27-6-0		3-4-0	0-0-0		HOME		5-2-0		5-0-0		14-0-0		
15-10-0		5-2-0	1-2-0		AWAY		2-4-0		6-2-0		1-0-0		
3-2-0		0-1-0	1-1-0		NEUTRAL		1-0-0		1-0-0		0-0-0		
26-6-0		3-3-0	2-3-0		NON-CONFERENCE		1-0-0		5-0-0		15-0-0		
17-1-0		0-1-0	0-0-0		HOME		1-0-0		2-0-0		14-0-0		
7-4-0		3-2-0	1-0-		AWAY		0-0-0		2-0-0		1-0-0		
2-1-0		0-0-0	1-1-0		NEUTRAL		0-0-0		1-0-0		0-0-0		
19-12-0		5-4-0	0-0-0		CONFERENCE		7-6-0		7-2-0		0-0-0		
10-5-0		3-3-0	0-0-0		HOME		4-2-0		3-0-0		0-0-0		
8-6-0		2-0-0	0-0-0		AWAY		2-4-0		4-2-0		0-0-0		
1-1-0		0-1-0	0-0-0		NEUTRAL		1-0-0		0-0-0		0-0-0		
RPI	S	Opponent	Score	RPI	S	Opponent	Score	RPI	S	Opponent	Score		
5	H	North Carolina	6 8	32	A	Vanderbil t	1 9	56	A	Georgi a Tech	12 5		
5	H	North Carolina	5 2	32	A	Vanderbil t	5 4	56	A	Georgi a Tech	7 20		
5	H	North Carolina	7 3	32	A	Vanderbil t	1 9	56	A	Georgi a Tech	6 9		
8	A	Texas Tech	11 2	41	N	Troy	0 6	65	H	Mi ami (FL)	4 3		
8	A	Texas Tech	2 6	41	N	Troy	15 6	65	H	Mi ami (FL)	4 1		
8	A	Texas Tech	4 6					65	H	Mi ami (FL)	2 8		
10	A	Georgia	8 5					71	A	Wake Forest	2 10		
10	A	Georgia	8 4					71	A	Wake Forest	3 6		
11	A	Florida St.	7 1					71	A	Wake Forest	7 4		
11	A	Florida St.	6 5					71	N	Wake Forest	6 2		
16	H	East Carolina	2 9					83	H	Vi rgi ni a	3 2		
21	N	Loui sville	2 9					83	H	Vi rgi ni a	6 3		
24	H	NC State	2 9					83	H	Vi rgi ni a	0 3		
24	H	NC State	1 2					99	H	Davi dson	5 0		
24	H	NC State	11 2										
				LAST 10 GAMES									
8	A	Texas Tech	2 6	41	N	Troy	15 6	102	H	Notre Dame	6 3		
8	A	Texas Tech	11 2	109	N	Campbel l	16 8	102	H	Notre Dame	5 4		
8	A	Texas Tech	4 6	41	N	Troy	0 6	102	H	Notre Dame	16 4		
10	A	Georgi a	8 4	21	N	Loui sville	2 9	108	A	Pittsburgh	7 8		
10	A	Georgi a	8 5	71	N	Wake Forest	6 2	108	A	Pittsburgh	12 6		
								108	A	Pittsburgh	6 5		
								109	A	Campbel l	4 0		
								109	H	Campbel l	11 3		
								109	N	Campbel l	16 8		
								117	A	Richmond	13 2		
								130	H	Liberty	5 2		
								146	A	Virginia Tech	11 5		
								146	A	Virginia Tech	3 4		
								146	A	Virginia Tech	7 0		
								167	H	Gardner-Webb	13 4		
								167	H	Gardner-Webb	10 4		
								194	H	Yal e	10 2		
								194	H	Yal e	3 2		
								214	H	Bucknel l	13 5		
								214	H	Bucknel l	7 0		
								214	H	Bucknel l	6 4		
								226	A	N. C. Central	5 3		
								226	H	N. C. Central	8 2		
								239	H	Cornel l	7 2		
								239	H	Cornel l	7 2		
								239	H	Cornel l	8 3		
								264	H	Longwood	9 3		
								276	H	Presbyteri an	8 0		
								296	H	UMES	9 5		

Non-Div. I Games:

Duke

Average RPI Win:		154	WON-LOST RECORD		WINNING PCT. RANK		LAST 10 GAMES		STRENGTH OF SCHEDULE		OPP. STRENGTH OF SCHEDULE		TEAM RPI		ADJ RPI		CONF. RPI		ADJ CONF. RPI																																																																																																																																																																																																																																																																																																																																																																																																																																																																										
DIV. I ONLY			53-12-0		.81538		2		5-5-0		131		118		15		.58506		15		20		20																																																																																																																																																																																																																																																																																																																																																																																																																																																																						
DIV. I NON-CONF.			24-7-0		.77419		17		5-3-0		55		9		6		.60746		6		17		17																																																																																																																																																																																																																																																																																																																																																																																																																																																																						
TOTALS		RPI 1-25				RPI 26-50				W-L RECORDS				RPI 51-100				RPI 101-150				RPI 150+																																																																																																																																																																																																																																																																																																																																																																																																																																																																							
53-12-0		3-3-0				4-2-0				OVERALL				8-4-0				13-1-0				25-2-0																																																																																																																																																																																																																																																																																																																																																																																																																																																																							
24-4-0		0-0-0				0-0-0				HOME				4-1-0				11-1-0				9-2-0																																																																																																																																																																																																																																																																																																																																																																																																																																																																							
25-6-0		3-3-0				2-2-0				AWAY				3-1-0				1-0-0				16-0-0																																																																																																																																																																																																																																																																																																																																																																																																																																																																							
4-2-0		0-0-0				2-0-0				NEUTRAL				1-2-0				1-0-0				0-0-0																																																																																																																																																																																																																																																																																																																																																																																																																																																																							
24-7-0		3-3-0				4-2-0				NON-CONFERENCE				5-1-0				6-1-0				6-0-0																																																																																																																																																																																																																																																																																																																																																																																																																																																																							
11-2-0		0-0-0				0-0-0				HOME				4-1-0				5-1-0				2-0-0																																																																																																																																																																																																																																																																																																																																																																																																																																																																							
11-5-0		3-3-0				2-0-				AWAY				1-0-0				1-0-0				4-0-0																																																																																																																																																																																																																																																																																																																																																																																																																																																																							
2-0-0		0-0-0				2-0-0				NEUTRAL				0-0-0				0-0-0				0-0-0																																																																																																																																																																																																																																																																																																																																																																																																																																																																							
29-5-0		0-0-0				0-0-0				CONFERENCE				3-3-0				7-0-0				19-2-0																																																																																																																																																																																																																																																																																																																																																																																																																																																																							
13-2-0		0-0-0				0-0-0				HOME				0-0-0				6-0-0				7-2-0																																																																																																																																																																																																																																																																																																																																																																																																																																																																							
14-1-0		0-0-0				0-0-0				AWAY				2-1-0				0-0-0				12-0-0																																																																																																																																																																																																																																																																																																																																																																																																																																																																							
2-2-0		0-0-0				0-0-0				NEUTRAL				1-2-0				1-0-0				0-0-0																																																																																																																																																																																																																																																																																																																																																																																																																																																																							
RPI	S	Opponent				Score				RPI	S	Opponent				Score				RPI	S	Opponent				Score																																																																																																																																																																																																																																																																																																																																																																																																																																																																			
4	A	Ole Miss				8	9			27	N	Missouri St.				6	4			52	H	West Virginia				9	1			123	H	Illinois St.				7	4																																																																																																																																																																																																																																																																																																																																																																																																																																																								
4	A	Ole Miss				15	5			27	N	Missouri St.				2	1			52	H	West Virginia				8	0			123	H	Illinois St.				30	17																																																																																																																																																																																																																																																																																																																																																																																																																																																								
4	A	Ole Miss				3	2			32	A	Vanderbilt				6	4			75	A	Tennessee				7	6			123	H	Illinois St.				8	16																																																																																																																																																																																																																																																																																																																																																																																																																																																								
19	A	Texas				5	4			41	A	Troy				10	6			97	H	Little Rock				4	7			124	H	Jacksonville St.				8	7																																																																																																																																																																																																																																																																																																																																																																																																																																																								
19	A	Texas				2	4			41	A	Troy				7	10			97	H	Little Rock				7	3			124	H	Jacksonville St.				11	7																																																																																																																																																																																																																																																																																																																																																																																																																																																								
19	A	Texas				2	5			41	A	Troy				12	13			97	H	Little Rock				17	7			124	H	Jacksonville St.				9	8																																																																																																																																																																																																																																																																																																																																																																																																																																																								
																			100	A	Morehead St.				10	7			124	N	Jacksonville St.				5	2																																																																																																																																																																																																																																																																																																																																																																																																																																																									
																			100	A	Morehead St.				7	8			125	A	Kennesaw St.				4	2																																																																																																																																																																																																																																																																																																																																																																																																																																																									
																			100	A	Morehead St.				18	17			139	H	Austin Peay				4	0																																																																																																																																																																																																																																																																																																																																																																																																																																																									
																			100	N	Morehead St.				10	5			139	H	Austin Peay				12	6																																																																																																																																																																																																																																																																																																																																																																																																																																																									
																			100	N	Morehead St.				6	11			139	H	Austin Peay				15	12																																																																																																																																																																																																																																																																																																																																																																																																																																																									
																			100	N	Morehead St.				3	4			144	H	Southern Ill.				11	4																																																																																																																																																																																																																																																																																																																																																																																																																																																									

Non-Div. I Games:

Tennessee Tech

RPI	S	Opponent	Score	
266	A	Belmont	9	6
266	A	Belmont	10	0
267	H	UT Martin	3	4
267	H	UT Martin	13	11
267	H	UT Martin	12	5
286	A	Alabama A&M	17	0
286	A	Alabama A&M	12	8

Tennessee Tech

T
e
n
n
e
s
s
e
e
T
e
c
h

T
e
n
n
e
s
s
e
e
T
e
c
h

Average RPI Win:		100	WON-LOST		WINNING		LAST 10		STRENGTH OF		OPP. STRENGTH		TEAM	ADJ		CONF.	ADJ CONF.	
Average RPI Loss:		48	RECORD		PCT. RANK		GAMES		SCHEDULE		OF SCHEDULE		RPI	RPI		RPI	RPI	
DIV. I ONLY			44-18-0		.70968		10		6-4-0		27		25		16		.58483	
DIV. I NON-CONF.			26-7-0		.78788		13		1-2-0		39		23		10		.59736	
TOTALS		RPI 1-25		RPI 26-50		W-L RECORDS		RPI 51-100		RPI 101-150		RPI 150+						
44-18-0		5-3-0		7-10-0		OVERALL		16-3-0		7-2-0		9-0-0						
21-12-0		1-0-0		1-7-0		HOME		8-3-0		5-2-0		6-0-0						
19-4-0		3-2-0		4-2-0		AWAY		7-0-0		2-0-0		3-0-0						
4-2-0		1-1-0		2-1-0		NEUTRAL		1-0-0		0-0-0		0-0-0						
26-7-0		3-1-0		2-3-0		NON-CONFERENCE		8-1-0		7-2-0		6-0-0						
16-5-0		1-0-0		0-2-0		HOME		4-1-0		5-2-0		6-0-0						
10-1-0		2-0-0		2-0-		AWAY		4-0-0		2-0-0		0-0-0						
0-1-0		0-1-0		0-0-0		NEUTRAL		0-0-0		0-0-0		0-0-0						
18-11-0		2-2-0		5-7-0		CONFERENCE		8-2-0		0-0-0		3-0-0						
5-7-0		0-0-0		1-5-0		HOME		4-2-0		0-0-0		0-0-0						
9-3-0		1-2-0		2-1-0		AWAY		3-0-0		0-0-0		3-0-0						
4-1-0		1-0-0		2-1-0		NEUTRAL		1-0-0		0-0-0		0-0-0						
RPI	S	Opponent		Score		RPI	S	Opponent		Score		RPI	S	Opponent		Score		
5	A	North Carolina		12	0	27	H	Missouri St.		4	7	54	H	Pepperdi ne		2	12	
5	H	North Carolina		2	1	28	H	South Carol ina		2	4	54	H	Maryl and		18	4	
5	N	North Carolina		4	5	29	H	South Fla.		4	5	54	H	Maryl and		4	0	
14	A	Duke		9	2	29	H	South Fla.		1	13	60	A	Maryl and		4	0	
20	A	UConn		2	3	29	H	South Fla.		15	2	60	A	Campbel l		7	2	
20	A	UConn		2	4	42	H	Houston		5	6	60	H	Campbel l		12	7	
20	A	UConn		6	3	42	H	Houston		1	3	60	H	El on		3	0	
20	N	UConn		4	3	42	H	Houston		4	5	60	H	El on		2	1	
						42	N	Houston		12	1	68	H	VCU		0	3	
						42	N	Houston		3	5	80	A	Memphi s		4	2	
						45	A	UCF		11	6	80	A	Memphi s		5	1	
						45	A	UCF		12	4	80	A	Memphi s		4	2	
						45	A	UCF		1	9	86	A	Sai nt Joseph' s		9	0	
						45	N	UCF		8	4	86	A	Western Caro.		9	3	
						49	A	Washi ngton		5	1	86	A	Western Caro.		8	3	
						49	A	Washi ngton		0	8	86	N	Western Caro.		8	2	
						49	A	Washi ngton		7	2	91	H	Old Domini on		10	3	
												96	H	Norfol k St.		9	1	
												96	H					
												96	H					
LAST 10 GAMES																		
60	H	UNCW		7	9	42	N	Houston		3	5							
28	H	South Carolina		2	4	86	N	Tul ane		6	5							
60	H	UNCW		16	7	45	N	UCF		8	4							
20	N	UConn		4	3	20	A	UConn		6	3							
42	N	Houston		12	1	20	A	UConn		2	4							

Non-Div. I Games:

East Carolina

Average RPI Win:		95	WON-LOST		WINNING		LAST 10		STRENGTH OF		OPP. STRENGTH		TEAM		ADJ		CONF.		ADJ CONF.	
Average RPI Loss:		28	RECORD		PCT. RANK		GAMES		SCHEDULE		OF SCHEDULE		RPI		RPI		RPI		RPI	
DIV. I ONLY			40-22-0		.64516		43		5-5-0		15		7		17		.58202		17	
DIV. I NON-CONF.			24-4-0		.85714		4		1-2-0		99		111		13		.59425		13	
TOTALS		RPI 1-25		RPI 26-50		W-L RECORDS		RPI 51-100		RPI 101-150		RPI 150+								
40-22-0		9-14-0		6-4-0		OVERALL		9-3-0		8-0-0		8-1-0								
27-8-0		3-4-0		3-3-0		HOME		6-0-0		8-0-0		7-1-0								
7-11-0		4-9-0		0-0-0		AWAY		2-2-0		0-0-0		1-0-0								
6-3-0		2-1-0		3-1-0		NEUTRAL		1-1-0		0-0-0		0-0-0								
24-4-0		1-1-0		2-1-0		NON-CONFERENCE		5-1-0		8-0-0		8-1-0								
19-1-0		1-0-0		0-0-0		HOME		3-0-0		8-0-0		7-1-0								
2-1-0		0-1-0		0-0-		AWAY		1-0-0		0-0-0		1-0-0								
3-2-0		0-0-0		2-1-0		NEUTRAL		1-1-0		0-0-0		0-0-0								
16-18-0		8-13-0		4-3-0		CONFERENCE		4-2-0		0-0-0		0-0-0								
8-7-0		2-4-0		3-3-0		HOME		3-0-0		0-0-0		0-0-0								
5-10-0		4-8-0		0-0-0		AWAY		1-2-0		0-0-0		0-0-0								
3-1-0		2-1-0		1-0-0		NEUTRAL		0-0-0		0-0-0		0-0-0								
RPI	S	Opponent		Score		RPI	S	Opponent		Score		RPI	S	Opponent		Score				
1	A	Arkansas		1 3		26	H	LSU		3 1		55	H	Sam Houston St.		6 5				
1	A	Arkansas		3 6		26	H	LSU		1 4		61	N	Louisiana Tech		2 4				
1	A	Arkansas		3 9		26	H	LSU		9 2		72	N	California		9 5				
3	H	Florida		0 9		28	H	South Carolina		6 3		75	A	Tennessee		4 6				
3	H	Florida		7 3		28	H	South Carolina		1 10		75	A	Tennessee		8 3				
3	H	Florida		1 6		28	H	South Carolina		3 5		75	A	Tennessee		4 7				
4	H	Ole Miss		6 7		32	N	Vanderbilt		3 1		82	H	Alabama		3 2				
4	H	Ole Miss		4 5		34	N	Indiana		10 3		82	H	Alabama		9 6				
4	H	Ole Miss		7 6		34	N	Indiana		7 9		82	H	Alabama		12 6				
4	N	Ole Miss		1 2		35	N	Baylor		5 4		89	A	Rice		13 4				
9	A	Auburn		5 1								94	H	Northwestern St.		7 6				
9	A	Auburn		1 4								94	H	Northwestern St.		6 1				
9	A	Auburn		5 11																
9	N	Auburn		4 2																
10	A	Georgia		0 3																
10	A	Georgia		5 11																
10	A	Georgia		5 0																
10	N	Georgia		7 0																
18	A	Mississippi St.		7 4																
18	A	Mississippi St.		6 11																
18	A	Mississippi St.		6 3																
19	A	Texas		3 8																
19	H	Texas		6 5																
						LAST 10 GAMES														
						34 N Indiana						10 N Georgia								
						19 A Texas						32 N Vanderbilt								
						34 N Indiana						28 H South Carolina								
						4 N Ole Miss						28 H South Carolina								
						9 N Auburn						28 H South Carolina								

Non-Div. I Games:

Texas A&M

Average RPI Win:		80	WON-LOST		WINNING		LAST 10		STRENGTH OF		OPP. STRENGTH		TEAM	ADJ		CONF.		ADJ CONF.					
Average RPI Loss:		59	RECORD		PCT. RANK		GAMES		SCHEDULE		OF SCHEDULE		RPI	RPI		RPI		RPI					
DIV. I ONLY			39-29-0		.57353		98		7-3-0		6		15		18		.58142		18				
DIV. I NON-CONF.			21-12-0		.63636		64		5-2-0		40		127		33		.56976		33				
TOTALS		RPI 1-25		RPI 26-50				W-L RECORDS				RPI 51-100				RPI 101-150				RPI 150+			
39-29-0		13-7-0		10-15-0				OVERALL				7-2-0				0-0-0				9-5-0			
16-7-0		9-3-0		0-3-0				HOME				2-0-0				0-0-0				5-1-0			
11-17-0		2-2-0		5-10-0				AWAY				2-1-0				0-0-0				2-4-0			
12-5-0		2-2-0		5-2-0				NEUTRAL				3-1-0				0-0-0				2-0-0			
21-12-0		2-2-0		5-4-0				NON-CONFERENCE				5-1-0				0-0-0				9-5-0			
7-1-0		0-0-0		0-0-0				HOME				2-0-0				0-0-0				5-1-0			
3-7-0		1-0-0		0-0-				AWAY				0-0-0				0-0-0				2-4-0			
11-4-0		1-2-0		5-1-0				NEUTRAL				3-1-0				0-0-0				2-0-0			
18-17-0		11-5-0		5-11-0				CONFERENCE				2-1-0				0-0-0				0-0-0			
9-6-0		9-3-0		0-3-0				HOME				0-0-0				0-0-0				0-0-0			
8-10-0		1-2-0		5-7-0				AWAY				2-1-0				0-0-0				0-0-0			
1-1-0		1-0-0		0-1-0				NEUTRAL				0-0-0				0-0-0				0-0-0			
RPI	S	Opponent		Score		RPI	S	Opponent		Score		RPI	S	Opponent		Score		RPI	S	Opponent		Score	
1	H	Arkansas		7	5	26	A	LSU		0	4	55	N	Sam Houston St.		4	1	157	A	A&M-Corpus Christi		3	6
1	H	Arkansas		6	5	26	A	LSU		4	1	58	N	Louisiana		3	1	183	N	UC Santa Barbara		7	4
1	H	Arkansas		5	3	26	A	LSU		1	10	79	N	Southeastern La.		5	11	188	A	Nicholls St.		4	7
2	N	Oregon St.		2	5	26	N	LSU		5	8	82	A	Alabama		14	12	188	N	Nicholls St.		14	4
2	N	Oregon St.		2	12	31	A	Kentucky		18	8	82	A	Alabama		3	4	189	A	McNeese		3	6
3	H	Florida		6	3	31	A	Kentucky		1	4	82	A	Alabama		6	4	192	A	Memphis		1	6
3	H	Florida		13	6	31	A	Kentucky		6	9	87	H	New Mexico St.		6	0	215	H	Texas Southern		11	6
3	H	Florida		12	4	32	A	Vanderbilt		10	6	87	H	New Mexico St.		9	1	225	A	Jackson St.		12	1
4	H	Ole Miss		7	5	32	A	Vanderbilt		3	4	90	N	Samford		9	8	236	A	Alabama St.		15	4
4	H	Ole Miss		13	3	32	A	Vanderbilt		10	8							245	H	Utah Valley		5	3
4	H	Ole Miss		1	6	32	H	Vanderbilt		3	4							245	H	Utah Valley		1	2
4	N	Ole Miss		7	6	32	H	Vanderbilt		1	10							245	H	Utah Valley		4	2
5	N	North Carolina		12	2	32	H	Vanderbilt		0	5							287	H	Alcorn		17	1
9	A	Auburn		7	2	38	A	Southern Miss.		0	11							288	H	Southern U.		5	0
9	A	Auburn		1	2	38	A	Southern Miss.		4	7												
9	A	Auburn		5	7	38	A	Southern Miss.		2	5												
11	A	Florida St.		3	2	41	N	Troy		9	8												
17	H	Texas A&M		3	6	42	N	Houston		3	2												
17	H	Texas A&M		11	6	43	N	Oklahoma		13	5												
17	H	Texas A&M		4	7	43	N	Oklahoma		10	20												
						43	N	Oklahoma		8	1												
						47	A	Missouri		4	5												
						47	A	Missouri		3	1												
						47	A	Missouri		1	4												
						49	N	Washington		1	0												
						LAST 10 GAMES																	
						2	N	Oregon St.		2	5	32	A	Vanderbilt		3	4						
						2	N	Oregon St.		2	12	32	A	Vanderbilt		10	8						
						5	N	North Carolina		12	2	43	N	Oklahoma		8	1						
						49	N	Washington		1	0	43	N	Oklahoma		13	5						
						32	A	Vanderbilt		10	6	90	N	Samford		9	8						

Non-Div. I Games:

Mississippi St.

Average RPI Win:		93	WON-LOST		WINNING		LAST 10		STRENGTH OF		OPP. STRENGTH		TEAM	ADJ		CONF.	ADJ CONF.	
Average RPI Loss:		49	RECORD		PCT. RANK		GAMES		SCHEDULE		OF SCHEDULE		RPI	RPI		RPI	RPI	
DIV. I ONLY			42-23-0		.64615		40		5-5-0		14		22		19		.5792	
DIV. I NON-CONF.			25-14-0		.64103		61		5-3-0		10		22		34		.56947	
TOTALS		RPI 1-25		RPI 26-50		W-L RECORDS		RPI 51-100		RPI 101-150		RPI 150+						
42-23-0		6-10-0		10-5-0		OVERALL		11-4-0		6-3-0		9-1-0						
32-8-0		4-4-0		7-1-0		HOME		10-1-0		4-1-0		7-1-0						
9-11-0		2-4-0		3-3-0		AWAY		1-2-0		2-2-0		1-0-0						
1-4-0		0-2-0		0-1-0		NEUTRAL		0-1-0		0-0-0		1-0-0						
25-14-0		4-9-0		3-2-0		NON-CONFERENCE		4-1-0		5-1-0		9-1-0						
21-7-0		4-4-0		2-0-0		HOME		4-1-0		4-1-0		7-1-0						
3-5-0		0-3-0		1-0-		AWAY		0-0-0		1-0-0		1-0-0						
1-2-0		0-2-0		0-0-0		NEUTRAL		0-0-0		0-0-0		1-0-0						
17-9-0		2-1-0		7-3-0		CONFERENCE		7-3-0		1-2-0		0-0-0						
11-1-0		0-0-0		5-1-0		HOME		6-0-0		0-0-0		0-0-0						
6-6-0		2-1-0		2-1-0		AWAY		1-2-0		1-2-0		0-0-0						
0-2-0		0-0-0		0-1-0		NEUTRAL		0-1-0		0-0-0		0-0-0						
RPI	S	Opponent		Score		RPI	S	Opponent		Score		RPI	S	Opponent		Score		
1	A	Arkansas		5	7	26	A	LSU		4	13	52	A	West Virginia		3	8	
1	A	Arkansas		4	13	26	A	LSU		5	10	52	A	West Virginia		6	8	
1	N	Arkansas		5	11	26	A	LSU		11	6	52	A	West Virginia		11	6	
3	N	Florida		1	6	34	H	Indiana		3	2	55	H	Sam Houston St.		3	2	
6	H	Stanford		1	11	35	H	Baylor		2	0	57	H	TCU		7	3	
6	H	Stanford		3	9	35	H	Baylor		4	1	57	H	TCU		5	3	
6	H	Stanford		8	6	35	H	Baylor		9	5	57	H	TCU		3	2	
6	H	Stanford		1	7	36	H	Oklahoma St.		1	6	58	H	Louisiana		1	2	
8	A	Texas Tech		5	16	36	H	Oklahoma St.		10	5	58	H	Louisiana		5	3	
8	A	Texas Tech		7	5	36	H	Oklahoma St.		7	1	58	H	Louisiana		3	0	
8	A	Texas Tech		12	6	42	H	Houston		9	4	93	H	Kansas		5	4	
15	H	Tennessee Tech		4	5	43	A	Oklahoma		7	6	93	H	Kansas		4	0	
15	H	Tennessee Tech		4	2	43	A	Oklahoma		5	3	93	H	Kansas		14	4	
15	H	Tennessee Tech		5	2	43	A	Oklahoma		0	6	93	N	Kansas		2	3	
17	A	Texas A&M		5	6	43	N	Oklahoma		1	3	98	H	UTSA		2	0	
17	H	Texas A&M		8	3													
LAST 10 GAMES																		
3	N	Florida		1	6	34	H	Indiana		3	2							
1	N	Arkansas		5	11	17	H	Texas A&M		8	3							
15	H	Tennessee Tech		5	2	215	H	Texas Southern		10	0							
15	H	Tennessee Tech		4	2	43	N	Oklahoma		1	3							
15	H	Tennessee Tech		4	5	93	N	Kansas		2	3							

Non-Div. I Games:

Texas

Average RPI Win:		105	WON-LOST RECORD		WINNING PCT. RANK		LAST 10 GAMES		STRENGTH OF SCHEDULE		OPP. STRENGTH OF SCHEDULE		TEAM RPI		ADJ RPI		CONF. RPI		ADJ CONF. RPI				
DIV. I ONLY			37-22-1		.625		53		5-5-0		45		40		20		.57564		20				
DIV. I NON-CONF.			20-10-1		.66129		50		2-2-0		102		89		25		.57651		25				
TOTALS		RPI 1-25		RPI 26-50				W-L RECORDS				RPI 51-100				RPI 101-150				RPI 150+			
37-22-1		4-2-0		8-9-0				OVERALL				11-4-1				4-4-0				10-3-0			
10-5-1		2-1-0		3-3-0				HOME				2-1-1				1-0-0				2-0-0			
23-13-0		2-0-0		4-3-0				AWAY				7-3-0				3-4-0				7-3-0			
4-4-0		0-1-0		1-3-0				NEUTRAL				2-0-0				0-0-0				1-0-0			
20-10-1		2-0-0		3-3-0				NON-CONFERENCE				3-1-1				4-4-0				8-2-0			
3-0-1		0-0-0		0-0-0				HOME				0-0-1				1-0-0				2-0-0			
16-8-0		2-0-0		3-0-				AWAY				3-1-0				3-4-0				5-2-0			
1-2-0		0-0-0		0-2-0				NEUTRAL				0-0-0				0-0-0				1-0-0			
17-12-0		2-2-0		5-6-0				CONFERENCE				8-3-0				0-0-0				2-1-0			
7-5-0		2-1-0		3-3-0				HOME				2-1-0				0-0-0				0-0-0			
7-5-0		0-0-0		1-2-0				AWAY				4-2-0				0-0-0				2-1-0			
3-2-0		0-1-0		1-1-0				NEUTRAL				2-0-0				0-0-0				0-0-0			
RPI	S	Opponent		Score		RPI	S	Opponent		Score		RPI	S	Opponent		Score		RPI	S	Opponent		Score	
16	H	East Carolina		4	2	29	A	South Fla.		2	3	54	A	Wichita St.		9	4	106	A	Rhode Island		3	4
16	H	East Carolina		3	6	29	A	South Fla.		4	8	54	A	Wichita St.		7	4	115	A	North Florida		5	4
16	H	East Carolina		3	2	29	A	South Fla.		6	4	54	A	Wichita St.		7	15	115	A	North Florida		5	6
16	N	East Carolina		3	4	29	N	South Fla.		3	2	54	N	Wichita St.		7	5	115	A	North Florida		2	4
25	A	Coastal Caro.		6	5	29	N	South Fla.		0	13	56	A	Georgia Tech		9	7	125	A	Kennesaw St.		3	7
25	A	Coastal Caro.		12	10	33	A	St. John's (NY)		1	0	79	A	Southeastern La.		6	4	137	A	Georgia St.		10	1
						33	A	St. John's (NY)		3	1	79	A	Southeastern La.		7	6	148	A	Hartford		1	0
						33	A	St. John's (NY)		4	14	79	A	Southeastern La.		2	6	148	H	Hartford		9	1
						39	A	Northeastern		6	5	86	H	Tulane		6	2	161	A	Holy Cross		9	6
						42	H	Houston		5	6	86	H	Tulane		1	7	172	A	Boston College		4	0
						42	H	Houston		6	4	86	H	Tulane		9	2	178	A	UMass Lowell		14	7
						42	H	Houston		1	10	88	H	Bryant		9	9	192	A	Memphis		3	4
						45	H	UCF		7	6	96	A	Cincinnati		0	1	192	A	Memphis		2	0
						45	H	UCF		8	10	96	A	Cincinnati		7	6	192	A	Memphis		5	1
						45	H	UCF		6	2	96	A	Cincinnati		7	6	211	N	LIU Brooklyn		10	3
						49	N	Washington		1	7	96	A	Cincinnati		8	5	244	A	The Citadel		2	4
						49	N	Washington		6	9	96	N	Cincinnati		6	2	244	A	The Citadel		17	3
																		244	A	The Citadel		2	4
																		246	H	Sacred Heart		13	2
																		265	A	Central Conn. St.		7	3
																		265	H	Central Conn. St.		6	1
LAST 10 GAMES																							
						49	N	Washington		6	9	29	N	South Fla.		3	2						
						25	A	Coastal Caro.		6	5	29	N	South Fla.		0	13						
						211	N	LIU Brooklyn		10	3	54	N	Wichita St.		7	5						
						49	N	Washington		1	7	96	N	Cincinnati		6	2						
						16	N	East Carolina		3	4	16	H	East Carolina		3	6						

Non-Div. I Games:

UConn

Average RPI Win: 122		WON-LOST	WINNING	LAST 10	STRENGTH OF		OPP. STRENGTH	TEAM	ADJ	CONF.	ADJ CONF.
Average RPI Loss: 40		RECORD	PCT. RANK	GAMES	SCHEDULE		OF SCHEDULE	RPI	RPI	RPI	RPI
DIV. I ONLY		45-19-0	.70313	13	7-3-0		66	24	21	.5738	21
DIV. I NON-CONF.		24-6-0	.8	11	2-2-0		136	51	26	.5757	26
TOTALS		RPI 1-25	RPI 26-50		W-L RECORDS		RPI 51-100		RPI 101-150		RPI 150+
45-19-0		7-11-0	2-2-0		OVERALL		10-5-0		11-0-0		15-1-0
25-10-0		5-6-0	1-1-0		HOME		6-3-0		3-0-0		10-0-0
13-8-0		1-4-0	1-1-0		AWAY		1-2-0		6-0-0		4-1-0
7-1-0		1-1-0	0-0-0		NEUTRAL		3-0-0		2-0-0		1-0-0
24-6-0		1-3-0	2-2-0		NON-CONFERENCE		7-1-0		1-0-0		13-0-0
17-3-0		1-1-0	1-1-0		HOME		5-1-0		0-0-0		10-0-0
3-3-0		0-2-0	1-0-		AWAY		0-0-0		0-0-0		2-0-0
4-0-0		0-0-0	0-0-0		NEUTRAL		2-0-0		1-0-0		1-0-0
21-13-0		6-8-0	0-0-0		CONFERENCE		3-4-0		10-0-0		2-1-0
8-7-0		4-5-0	0-0-0		HOME		1-2-0		3-0-0		0-0-0
10-5-0		1-2-0	0-0-0		AWAY		1-2-0		6-0-0		2-1-0
3-1-0		1-1-0	0-0-0		NEUTRAL		1-0-0		1-0-0		0-0-0
RPI S	Opponent	Score	RPI S	Opponent	Score	RPI S	Opponent	Score	RPI S	Opponent	Score
5 H	North Carolina	5 4	31 A	Kentucky	5 8	59 N	Kent St.	12 6	102 H	Notre Dame	10 7
5 H	North Carolina	6 4	31 H	Kentucky	8 2	59 N	Kent St.	13 6	102 H	Notre Dame	5 0
5 H	North Carolina	3 10	32 A	Vanderbilt	8 4	69 H	Wright St.	8 4	102 H	Notre Dame	5 4
8 A	Texas Tech	4 10	34 H	Indiana	5 9	71 A	Wake Forest	3 6	108 A	Pittsburgh	8 5
8 A	Texas Tech	6 11				71 A	Wake Forest	11 6	108 A	Pittsburgh	6 5
8 H	Texas Tech	7 4				71 A	Wake Forest	1 2	108 A	Pittsburgh	6 3
8 H	Texas Tech	4 8				71 N	Wake Forest	10 2	108 N	Pittsburgh	5 2
11 A	Florida St.	7 8				73 H	Indiana St.	3 2	117 N	Richmond	4 3
11 A	Florida St.	6 1				73 H	Indiana St.	10 6	146 A	Virginia Tech	3 2
11 A	Florida St.	4 9				73 H	Indiana St.	1 3	146 A	Virginia Tech	3 1
11 N	Florida St.	8 11				83 H	Virginia	4 5	146 A	Virginia Tech	16 1
13 H	Clemson	5 1				83 H	Virginia	1 2	159 H	Xavier	6 4
13 H	Clemson	1 3				83 H	Virginia	5 4	172 A	Boston College	1 2
13 H	Clemson	3 4				96 H	Cincinnati	24 6	172 A	Boston College	6 1
14 N	Duke	9 2				100 H	Morehead St.	16 10	172 A	Boston College	11 3
24 H	NC State	3 10							174 N	George Mason	15 8
24 H	NC State	6 9							175 H	Eastern Ky.	4 2
24 H	NC State	8 2							206 A	Western Ky.	8 5
									206 H	Western Ky.	5 4
									241 H	Western Caro.	8 7
									241 H	Western Caro.	16 4
									241 H	Western Caro.	3 2
									244 A	The Citadel	8 3
									263 H	Youngstown St.	11 0
									263 H	Youngstown St.	8 1
									263 H	Youngstown St.	12 2
									278 H	Northern Ky.	7 2
			LAST 10 GAMES								
	8 A	Texas Tech	6 11		108 N	Pittsburgh	5 2				
	59 N	Kent St.	12 6		14 N	Duke	9 2				
	8 A	Texas Tech	4 10		71 N	Wake Forest	10 2				
	59 N	Kent St.	13 6		102 H	Notre Dame	10 7				
	11 N	Florida St.	8 11		102 H	Notre Dame	5 0				

Non-Div. I Games:

Loui svi l l e

Average RPI Win:		112	WON-LOST		WINNING		LAST 10		STRENGTH OF		OPP. STRENGTH		TEAM		ADJ		CONF.		ADJ CONF.	
Average RPI Loss:		59	RECORD		PCT. RANK		GAMES		SCHEDULE		OF SCHEDULE		RPI		RPI		RPI		RPI	
DIV. I ONLY			38-21-0		.64407		44		6-4-0		37		31		22		.57321		22	
DIV. I NON-CONF.			19-9-0		.67857		39		2-2-0		34		29		22		.58088		22	
TOTALS		RPI 1-25		RPI 26-50		W-L RECORDS		RPI 51-100		RPI 101-150		RPI 150+								
38-21-0		4-5-0		5-8-0		OVERALL		6-2-0		11-6-0		12-0-0								
22-6-0		2-1-0		3-2-0		HOME		3-0-0		7-3-0		7-0-0								
13-13-0		2-4-0		2-5-0		AWAY		1-2-0		4-2-0		4-0-0								
3-2-0		0-0-0		0-1-0		NEUTRAL		2-0-0		0-1-0		1-0-0								
19-9-0		1-2-0		4-3-0		NON-CONFERENCE		2-0-0		6-4-0		6-0-0								
9-4-0		0-0-0		3-2-0		HOME		0-0-0		2-2-0		4-0-0								
7-4-0		1-2-0		1-0-		AWAY		0-0-0		4-2-0		1-0-0								
3-1-0		0-0-0		0-1-0		NEUTRAL		2-0-0		0-0-0		1-0-0								
19-12-0		3-3-0		1-5-0		CONFERENCE		4-2-0		5-2-0		6-0-0								
13-2-0		2-1-0		0-0-0		HOME		3-0-0		5-1-0		3-0-0								
6-9-0		1-2-0		1-5-0		AWAY		1-2-0		0-0-0		3-0-0								
0-1-0		0-0-0		0-0-0		NEUTRAL		0-0-0		0-1-0		0-0-0								
RPI	S	Opponent		Score		RPI	S	Opponent		Score		RPI	S	Opponent		Score				
2	A	Oregon St.		0	2	32	H	Vanderbil t		3	6	64	N	Gonzaga		6	5			
2	A	Oregon St.		4	1	35	H	Baylor		5	2	64	N	Gonzaga		10	4			
2	A	Oregon St.		1	4	35	H	Bayl or		6	8	72	A	Cal i forn i a		4	2			
6	H	Stanford		7	2	35	H	Baylor		3	0	72	A	Cal i forn i a		3	8			
6	H	Stanford		11	13	44	A	Cal St. Fullerton		12	2	72	A	Cal i forn i a		2	5			
6	H	Stanford		8	4	44	H	Cal St. Fullerton		12	4	92	H	Oregon		10	2			
12	A	Mi nnesota		8	13	48	A	Ari zona		0	2	92	H	Oregon		15	1			
12	A	Mi nnesota		2	3	48	A	Ari zona		1	3	92	H	Oregon		12	4			
12	A	Mi nnesota		6	1	48	A	Ari zona		3	6									
						49	A	Washi ngton		4	6									
						49	A	Washi ngton		7	3									
						49	A	Washi ngton		6	13									
						50	N	Ill i no i s		3	5									
						LAST 10 GAMES														
						12	A	Mi nnesota		8	13	2	A	Oregon St.		1	4			
						64	N	Gonzaga		10	4	2	A	Oregon St.		0	2			
						12	A	Mi nnesota		2	3	92	H	Oregon		10	2			
						64	N	Gonzaga		6	5	92	H	Oregon		15	1			
						2	A	Oregon St.		4	1	92	H	Oregon		12	4			

Non-Div. I Games:

UCLA

Average RPI Win:		135	WON-LOST		WINNING		LAST 10		STRENGTH OF		OPP. STRENGTH		TEAM	ADJ		CONF.	ADJ CONF.	
Average RPI Loss:		67	RECORD		PCT. RANK		GAMES		SCHEDULE		OF SCHEDULE		RPI	RPI		RPI	RPI	
DIV. I ONLY			40-21-0		.65574		33		6-4-0		30		71		23		.57294	
DIV. I NON-CONF.			24-12-0		.66667		42		1-2-0		19		43		18		.58619	
TOTALS		RPI 1-25		RPI 26-50		W-L RECORDS		RPI 51-100		RPI 101-150		RPI 150+						
40-21-0		1-8-0		2-2-0		OVERALL		9-3-0		13-6-0		15-2-0						
22-7-0		0-1-0		1-0-0		HOME		6-3-0		8-2-0		7-1-0						
15-11-0		1-6-0		0-1-0		AWAY		3-0-0		4-3-0		7-1-0						
3-3-0		0-1-0		1-1-0		NEUTRAL		0-0-0		1-1-0		1-0-0						
24-12-0		1-5-0		2-2-0		NON-CONFERENCE		7-2-0		7-3-0		7-0-0						
13-4-0		0-1-0		1-0-0		HOME		4-2-0		3-1-0		5-0-0						
10-7-0		1-4-0		0-0-		AWAY		3-0-0		4-2-0		2-0-0						
1-1-0		0-0-0		1-1-0		NEUTRAL		0-0-0		0-0-0		0-0-0						
16-9-0		0-3-0		0-0-0		CONFERENCE		2-1-0		6-3-0		8-2-0						
9-3-0		0-0-0		0-0-0		HOME		2-1-0		5-1-0		2-1-0						
5-4-0		0-2-0		0-0-0		AWAY		0-0-0		0-1-0		5-1-0						
2-2-0		0-1-0		0-0-0		NEUTRAL		0-0-0		1-1-0		1-0-0						
RPI	S	Opponent		Score		RPI	S	Opponent		Score		RPI	S	Opponent		Score		
3	A	Florida		2	3	29	A	South Fla.		1	6	52	H	West Virginia		2	1	
3	A	Florida		3	10	29	H	South Fla.		4	2	52	H	West Virginia		4	5	
3	A	Florida		8	4	30	N	Fla. Atlantic		7	12	52	H	West Virginia		7	4	
7	A	Stetson		1	2	30	N	Fla. Atlantic		5	3	84	H	FGCU		5	1	
7	A	Stetson		2	8							84	H	FGCU		3	4	
7	N	Stetson		8	9							84	H	FGCU		15	5	
11	A	Florida St.		4	10							85	H	Bradley		9	5	
11	A	Florida St.		2	6							85	H	Bradley		7	5	
11	H	Florida St.		0	4							85	H	Bradley		8	12	
												95	A	Saint Louis		3	2	
												95	A	Saint Louis		7	4	
												95	A	Saint Louis		3	1	

Non-Div. I Games:

Jacksonville

RPI	S	Opponent	Score	
256	A	Florida A&M	11	10
256	H	Florida A&M	2	1

Jacksonville

J
a
c
k
s
o
n
v
i
l
l
e

J
a
c
k
s
o
n
v
i
l
l
e

Average RPI Win:		112	WON-LOST RECORD		WINNING PCT. RANK		LAST 10 GAMES		STRENGTH OF SCHEDULE		OPP. STRENGTH OF SCHEDULE		TEAM RPI		ADJ RPI		CONF. RPI		ADJ CONF. RPI	
DIV. I ONLY			42-18-0		.7 16		4-6-0		44		27		24		.57184 24		3		3	
DIV. I NON-CONF.			22-5-0		.81481 9		2-2-0		145		125		38		.55877 38		3		3	
TOTALS		RPI 1-25		RPI 26-50		W-L RECORDS		RPI 51-100		RPI 101-150		RPI 150+								
42-18-0		9-9-0		1-0-0		OVERALL		10-4-0		8-4-0		14-1-0								
29-11-0		0-4-0		1-0-0		HOME		9-3-0		5-3-0		14-1-0								
12-5-0		8-4-0		0-0-0		AWAY		1-0-0		3-1-0		0-0-0								
1-2-0		1-1-0		0-0-0		NEUTRAL		0-1-0		0-0-0		0-0-0								
22-5-0		0-1-0		1-0-0		NON-CONFERENCE		5-2-0		4-2-0		12-0-0								
20-5-0		0-1-0		1-0-0		HOME		4-2-0		3-2-0		12-0-0								
2-0-0		0-0-0		0-0-		AWAY		1-0-0		1-0-0		0-0-0								
0-0-0		0-0-0		0-0-0		NEUTRAL		0-0-0		0-0-0		0-0-0								
20-13-0		9-8-0		0-0-0		CONFERENCE		5-2-0		4-2-0		2-1-0								
9-6-0		0-3-0		0-0-0		HOME		5-1-0		2-1-0		2-1-0								
10-5-0		8-4-0		0-0-0		AWAY		0-0-0		2-1-0		0-0-0								
1-2-0		1-1-0		0-0-0		NEUTRAL		0-1-0		0-0-0		0-0-0								
RPI	S	Opponent		Score		RPI	S	Opponent		Score		RPI	S	Opponent		Score				
5	H	North Carolina		5	6	39	H	Northeastern		9	3	56	H	Georgia Tech		9	6			
5	H	North Carolina		6	8					56	2	56	H	Georgia Tech		5	2			
5	H	North Carolina		4	5					56	13	56	H	Georgia Tech		4	13			
5	N	North Carolina		8	3					60	3	60	A	UNCW		8	3			
9	H	Auburn		7	15					70	1	70	H	Seton Hall		3	1			
11	A	Florida St.		3	6					70	8	70	H	Seton Hall		6	8			
11	A	Florida St.		5	3					70	4	70	H	Seton Hall		8	4			
11	A	Florida St.		3	4					71	5	71	H	Wake Forest		8	5			
11	N	Florida St.		2	5					71	6	71	H	Wake Forest		10	6			
13	A	Clemson		5	4					71	5	71	H	Wake Forest		7	5			
13	A	Clemson		4	0					77	5	77	H	Army West Point		1	5			
13	A	Clemson		6	1					77	1	77	H	Army West Point		11	1			
14	A	Duke		2	1					80	6	80	H	Charlotte		9	6			
14	A	Duke		9	2					83	4	83	N	Virginia		2	4			
14	A	Duke		2	11															
21	A	Louisville		10	3															
21	A	Louisville		9	6															
21	A	Louisville		2	8															
						LAST 10 GAMES														
				9	H	Auburn		7	15	83	N	Virginia		2	4					
				77	H	Army West Point		11	1	11	A	Florida St.		5	3					
				39	H	Northeastern		9	3	11	A	Florida St.		3	6					
				77	H	Army West Point		1	5	11	A	Florida St.		3	4					
				11	N	Florida St.		2	5	71	H	Wake Forest		10	6					

Non-Div. I Games:

NC State

Average RPI Win:		107	WON-LOST RECORD		WINNING PCT. RANK		LAST 10 GAMES		STRENGTH OF SCHEDULE		OPP. STRENGTH OF SCHEDULE		TEAM RPI		ADJ RPI		CONF. RPI		ADJ CONF. RPI					
DIV. I ONLY			43-19-0		.69355		20		7-3-0		43		51		25		.57143		25		8		8	
DIV. I NON-CONF.			16-12-0		.57143		98		1-2-0		13		18		62		.54313		62		6		6	
TOTALS		RPI 1-25		RPI 26-50				W-L RECORDS				RPI 51-100				RPI 101-150				RPI 150+				
43-19-0		2-3-0		6-5-0				OVERALL				15-6-0				9-4-0				11-1-0				
27-11-0		2-2-0		3-4-0				HOME				8-1-0				9-4-0				5-0-0				
12-8-0		0-1-0		2-1-0				AWAY				5-5-0				0-0-0				5-1-0				
4-0-0		0-0-0		1-0-0				NEUTRAL				2-0-0				0-0-0				1-0-0				
16-12-0		2-3-0		3-4-0				NON-CONFERENCE				5-2-0				4-3-0				2-0-0				
14-9-0		2-2-0		3-4-0				HOME				3-0-0				4-3-0				2-0-0				
2-3-0		0-1-0		0-0-				AWAY				2-2-0				0-0-0				0-0-0				
0-0-0		0-0-0		0-0-0				NEUTRAL				0-0-0				0-0-0				0-0-0				
27-7-0		0-0-0		3-1-0				CONFERENCE				10-4-0				5-1-0				9-1-0				
13-2-0		0-0-0		0-0-0				HOME				5-1-0				5-1-0				3-0-0				
10-5-0		0-0-0		2-1-0				AWAY				3-3-0				0-0-0				5-1-0				
4-0-0		0-0-0		1-0-0				NEUTRAL				2-0-0				0-0-0				1-0-0				
RPI	S	Opponent		Score		RPI	S	Opponent		Score		RPI	S	Opponent		Score		RPI	S	Opponent		Score		
5	H	North Carolina		5	2	34	H	Indiana		5	6	51	H	South Alabama		12	0	104	H	Maryland		6	7	
13	A	Clemson		1	6	41	A	Troy		2	4	51	H	South Alabama		14	7	113	H	High Point		2	3	
13	H	Clemson		9	5	41	A	Troy		5	4	51	H	South Alabama		6	11	113	H	High Point		5	8	
20	H	UConn		5	6	41	A	Troy		3	2	51	N	South Alabama		16	4	118	H	Texas St.		11	3	
20	H	UConn		10	12	41	N	Troy		11	6	51	N	South Alabama		3	1	118	H	Texas St.		7	3	
						43	H	Oklahoma		4	3	52	H	West Virginia		5	2	118	H	Texas St.		8	0	
						46	H	Ohio St.		10	8	58	A	Louisiana		1	5	129	H	VCU		15	5	
						46	H	Ohio St.		5	7	58	A	Louisiana		6	12	131	H	Kansas St.		4	3	
						49	H	Washington		6	11	58	A	Louisiana		10	3	137	H	Georgia St.		2	3	
						50	H	Illinois		6	7	58	A	Louisiana		1	2	137	H	Georgia St.		3	1	
						50	H	Illinois		6	4	60	A	UNCW		1	2	137	H	Georgia St.		7	3	
												60	H	UNCW		10	5	146	H	Virginia Tech		17	2	
												68	A	Col. of Charleston		13	0	150	H	Ball St.		6	3	
												68	A	Col. of Charleston		4	11	177	A	Arkansas St.		8	3	
												71	A	Wake Forest		9	2	177	A	Arkansas St.		3	1	
												71	H	Wake Forest		19	3	177	A	Arkansas St.		26	14	
												81	A	Ga. Southern		4	5	180	A	Appalachian St.		10	4	
												81	A	Ga. Southern		15	2	180	A	Appalachian St.		7	11	
												81	A	Ga. Southern		7	3	180	A	Appalachian St.		10	5	
												97	H	Little Rock		4	0	185	N	UT Arlington		12	2	
												97	H	Little Rock		6	4	196	H	La. -Monroe		17	16	
												97	H	Little Rock		1	0	196	H	La. -Monroe		11	4	
																		196	H	La. -Monroe		14	4	
																		211	H	LIU Brooklyn		16	1	
																		213	H	Radford		13	7	
LAST 10 GAMES																								
20	H	UConn		5	6	51	N	South Alabama		16	4													
49	H	Washington		6	11	185	N	UT Arlington		12	2													
211	H	LIU Brooklyn		16	1	180	A	Appalachian St.		7	11													
41	N	Troy		11	6	180	A	Appalachian St.		10	5													
51	N	South Alabama		3	1	180	A	Appalachian St.		10	4													

Non-Div. I Games:

Coastal Caro.

Average RPI Win: 86		WON-LOST RECORD		WINNING PCT. RANK		LAST 10 GAMES		STRENGTH OF SCHEDULE		OPP. STRENGTH OF SCHEDULE		TEAM RPI		ADJ RPI		CONF. RPI		ADJ CONF. RPI	
DIV. I ONLY		39-27-0		.59091 81		6-4-0		13		4		26		.57093 26		1		1	
DIV. I NON-CONF.		20-10-0		.66667 42		2-2-0		69		62		53		.54801 53		1		1	
TOTALS		RPI 1-25		RPI 26-50		W-L RECORDS		RPI 51-100		RPI 101-150		RPI 150+							
39-27-0		12-13-0		4-6-0		OVERALL		12-5-0		2-2-0		9-1-0							
29-8-0		6-3-0		2-1-0		HOME		10-1-0		2-2-0		9-1-0							
4-16-0		3-8-0		1-5-0		AWAY		0-3-0		0-0-0		0-0-0							
6-3-0		3-2-0		1-0-0		NEUTRAL		2-1-0		0-0-0		0-0-0							
20-10-0		2-3-0		0-0-0		NON-CONFERENCE		7-4-0		2-2-0		9-1-0							
18-4-0		2-1-0		0-0-0		HOME		5-0-0		2-2-0		9-1-0							
0-5-0		0-2-0		0-0-		AWAY		0-3-0		0-0-0		0-0-0							
2-1-0		0-0-0		0-0-0		NEUTRAL		2-1-0		0-0-0		0-0-0							
19-17-0		10-10-0		4-6-0		CONFERENCE		5-1-0		0-0-0		0-0-0							
11-4-0		4-2-0		2-1-0		HOME		5-1-0		0-0-0		0-0-0							
4-11-0		3-6-0		1-5-0		AWAY		0-0-0		0-0-0		0-0-0							
4-2-0		3-2-0		1-0-0		NEUTRAL		0-0-0		0-0-0		0-0-0							
RPI	S	Opponent		Score		RPI	S	Opponent		Score		RPI	S	Opponent		Score			
1	H	Arkansas		7 5		28	A	South Carolina		4 11		51	H	South Alabama		9 4			
1	H	Arkansas		6 4		28	A	South Carolina		0 11		53	N	San Diego St.		6 4			
1	H	Arkansas		4 5		28	A	South Carolina		6 8		58	A	Louisiana		3 4			
1	N	Arkansas		2 1		28	N	South Carolina		6 4		58	N	Louisiana		1 3			
2	A	Oregon St.		1 14		32	A	Vanderbilt		0 1		61	H	Louisiana Tech		2 0			
2	A	Oregon St.		0 12		32	A	Vanderbilt		2 4		75	H	Tennessee		14 5			
3	N	Florida		3 4		32	A	Vanderbilt		6 2		75	H	Tennessee		9 7			
3	N	Florida		11 0		47	H	Missouri		6 12		75	H	Tennessee		9 3			
4	A	Ole Miss		5 2		47	H	Missouri		4 2		79	A	Southeastern La.		4 5			
4	A	Ole Miss		8 9		47	H	Missouri		7 5		79	H	Southeastern La.		4 2			
4	A	Ole Miss		3 14								82	H	Alabama		1 6			
4	N	Ole Miss		1 9								82	H	Alabama		7 3			
9	A	Auburn		6 2								82	H	Alabama		7 5			
9	A	Auburn		5 14								86	A	Tulane		9 10			
9	A	Auburn		4 11								86	H	Tulane		10 4			
17	A	Texas A&M		1 3								94	H	Northwestern St.		9 5			
17	A	Texas A&M		4 1								94	N	Northwestern St.		9 5			
17	A	Texas A&M		2 9															
18	H	Mississippi St.		10 1															
18	H	Mississippi St.		1 4															
18	H	Mississippi St.		4 0															
18	N	Mississippi St.		8 5															
19	H	Texas		1 11															
19	H	Texas		13 4															
19	H	Texas		10 5															
						LAST 10 GAMES													
						2	A	Oregon St.		0 12		1	N	Arkansas		2 1			
						94	N	Northwestern St.		9 5		3	N	Florida		11 0			
						2	A	Oregon St.		1 14		28	N	South Carolina		6 4			
						53	N	San Diego St.		6 4		3	N	Florida		3 4			
						4	N	Ole Miss		1 9		18	N	Mississippi St.		8 5			

Non-Div. I Games:

LSU

Average RPI Win:		139	WON-LOST RECORD		WINNING PCT. RANK		LAST 10 GAMES		STRENGTH OF SCHEDULE		OPP. STRENGTH OF SCHEDULE		TEAM RPI		ADJ RPI		CONF. RPI		ADJ CONF. RPI				
DIV. I ONLY			40-17-0		.70175 14		7-3-0		72		97		27		.57062 27		10		10				
DIV. I NON-CONF.			18-14-0		.5625 102		1-2-0		44		86		66		.54117 66		8		8				
TOTALS		RPI 1-25		RPI 26-50		W-L RECORDS		RPI 51-100		RPI 101-150		RPI 150+											
40-17-0		1-5-0		3-5-0		OVERALL		10-3-0		12-1-0		14-3-0											
17-6-0		0-2-0		0-2-0		HOME		0-1-0		10-0-0		7-1-0											
13-8-0		1-1-0		2-3-0		AWAY		5-2-0		1-1-0		4-1-0											
10-3-0		0-2-0		1-0-0		NEUTRAL		5-0-0		1-0-0		3-1-0											
18-14-0		1-5-0		0-4-0		NON-CONFERENCE		4-1-0		6-1-0		7-3-0											
8-6-0		0-2-0		0-2-0		HOME		0-1-0		4-0-0		4-1-0											
4-5-0		1-1-0		0-0-		AWAY		1-0-0		1-1-0		1-1-0											
6-3-0		0-2-0		0-0-0		NEUTRAL		3-0-0		1-0-0		2-1-0											
22-3-0		0-0-0		3-1-0		CONFERENCE		6-2-0		6-0-0		7-0-0											
9-0-0		0-0-0		0-0-0		HOME		0-0-0		6-0-0		3-0-0											
9-3-0		0-0-0		2-1-0		AWAY		4-2-0		0-0-0		3-0-0											
4-0-0		0-0-0		1-0-0		NEUTRAL		2-0-0		0-0-0		1-0-0											
RPI	S	Opponent		Score		RPI	S	Opponent		Score		RPI	S	Opponent		Score		RPI	S	Opponent		Score	
1	A	Arkansas		7	11	36	A	Oklahoma St.		2	4	70	N	Seton Hall		14	2	101	N	Pepperdine		8	7
2	H	Oregon St.		6	17	36	H	Oklahoma St.		8	10	73	A	Indiana St.		5	4	119	H	CSUN		3	2
2	H	Oregon St.		2	10	37	A	DBU		10	4	73	A	Indiana St.		4	3	119	H	CSUN		8	2
15	N	Tennessee Tech		4	6	37	A	DBU		9	5	73	A	Indiana St.		4	6	119	H	CSUN		5	0
15	N	Tennessee Tech		1	2	37	A	DBU		2	12	73	N	Indiana St.		9	6	123	H	Illinois St.		6	3
16	A	East Carolina		7	4	37	N	DBU		7	6	73	N	Indiana St.		4	2	123	H	Illinois St.		4	2
						47	A	Missouri		2	8	78	N	Iowa		8	3	123	H	Illinois St.		12	3
						47	H	Missouri		6	8	85	A	Bradley		13	2	132	H	Oral Roberts		6	5
												85	A	Bradley		0	2	143	A	Central Ark.		0	1
												85	A	Bradley		5	4	143	A	Central Ark.		5	2
												93	A	Kansas		12	2	144	H	Southern Ill.		8	3
												93	H	Kansas		4	9	144	H	Southern Ill.		14	9
												95	N	Saint Louis		9	8	144	H	Southern Ill.		5	3
																		177	H	Arkansas St.		12	4
																		177	H	Arkansas St.		1	4
																		177	H	Arkansas St.		5	4
																		198	A	Valparaiso		6	5
																		198	A	Valparaiso		6	2
																		198	A	Valparaiso		6	4
																		200	H	Southeast Mo. St.		10	5
																		215	N	Texas Southern		6	5
																		215	N	Texas Southern		8	2
																		224	A	Lamar University		0	8
																		224	A	Lamar University		11	2
																		227	N	Saint Joseph's		3	6
																		243	H	Murray St.		5	4
																		268	H	Evansville		11	4
																		268	H	Evansville		8	2
																		268	H	Evansville		6	5
																		268	N	Evansville		10	0
LAST 10 GAMES																							
						15	N	Tennessee Tech		1	2	73	N	Indiana St.		4	2	268	N	Evansville		10	0
						95	N	Saint Louis		9	8	37	A	DBU		10	4	37	A	DBU		2	12
						15	N	Tennessee Tech		4	6	37	A	DBU		9	5	37	A	DBU			
						37	N	DBU		7	6												
						73	N	Indiana St.		9	6												

Non-Div. I Games:

Missouri St.

Average RPI Win:		96	WON-LOST RECORD		WINNING PCT. RANK		LAST 10 GAMES		STRENGTH OF SCHEDULE		OPP. STRENGTH OF SCHEDULE		TEAM RPI		ADJ RPI		CONF. RPI		ADJ CONF. RPI	
Average RPI Loss:		55																		
DIV. I ONLY			37-26-0		.5873 84		6-4-0		11		12		28		.57028 28		1		1	
DIV. I NON-CONF.			18-9-0		.66667 42		3-0-0		152		172		89		.52311 89		1		1	
TOTALS		RPI 1-25		RPI 26-50		W-L RECORDS		RPI 51-100		RPI 101-150		RPI 150+								
37-26-0		9-15-0		10-5-0		OVERALL		5-1-0		1-0-0		12-5-0								
24-10-0		4-3-0		5-1-0		HOME		4-1-0		1-0-0		10-5-0								
10-12-0		5-9-0		3-3-0		AWAY		0-0-0		0-0-0		2-0-0								
3-4-0		0-3-0		2-1-0		NEUTRAL		1-0-0		0-0-0		0-0-0								
18-9-0		2-3-0		1-0-0		NON-CONFERENCE		2-1-0		1-0-0		12-5-0								
13-6-0		1-0-0		0-0-0		HOME		1-1-0		1-0-0		10-5-0								
3-1-0		1-1-0		0-0-		AWAY		0-0-0		0-0-0		2-0-0								
2-2-0		0-2-0		1-0-0		NEUTRAL		1-0-0		0-0-0		0-0-0								
19-17-0		7-12-0		9-5-0		CONFERENCE		3-0-0		0-0-0		0-0-0								
11-4-0		3-3-0		5-1-0		HOME		3-0-0		0-0-0		0-0-0								
7-11-0		4-8-0		3-3-0		AWAY		0-0-0		0-0-0		0-0-0								
1-2-0		0-1-0		1-1-0		NEUTRAL		0-0-0		0-0-0		0-0-0								
RPI	S	Opponent		Score		RPI	S	Opponent		Score		RPI	S	Opponent		Score				
1	A	Arkansas		0 2		26	H	LSU		8 6		60	N	UNCW		8 4				
1	A	Arkansas		8 5		26	H	LSU		11 4		68	H	Col. of Charleston		0 9				
1	A	Arkansas		3 9		26	H	LSU		11 0		75	H	Tennessee		6 3				
1	A	Arkansas		0 3		26	N	LSU		4 6		75	H	Tennessee		6 1				
1	A	Arkansas		4 14		31	A	Kentucky		5 10		75	H	Tennessee		6 2				
1	A	Arkansas		3 2		31	A	Kentucky		1 14		99	H	Davi dson		5 4				
1	N	Arkansas		8 13		31	A	Kentucky		15 1										
3	H	Flori da		3 7		32	A	Vanderbil t		1 8										
3	H	Flori da		15 7		32	A	Vanderbil t		10 9										
3	H	Flori da		2 3		32	A	Vanderbil t		8 7										
4	H	Ole Miss		5 6		46	N	Ohio St.		8 3										
4	H	Ole Miss		11 6		47	H	Missouri		3 5										
4	H	Ole Miss		13 5		47	H	Missouri		6 3										
5	N	North Carolina		3 11		47	H	Missouri		1 0										
10	A	Georgia		0 3		47	N	Missouri		4 2										
10	A	Georgia		5 7																
10	A	Georgia		3 12																
13	A	Clemson		7 8																
13	H	Clemson		3 2																
13	N	Clemson		1 5																
16	A	East Carolina		4 2																
17	A	Texas A&M		5 3																
17	A	Texas A&M		10 1																
17	A	Texas A&M		3 6																
						LAST 10 GAMES														
						1	A	Arkansas		4 14		46	N	Ohio St.		8 3				
						1	A	Arkansas		8 5		26	N	LSU		4 6				
						1	A	Arkansas		3 9		1	N	Arkansas		8 13				
						60	N	UNCW		8 4		47	N	Mi ssouri		4 2				
						16	A	East Caroli na		4 2		17	A	Texas A&M		10 1				

Non-Div. I Games:

South Carolina

Average RPI Win:		103	WON-LOST RECORD		WINNING PCT. RANK		LAST 10 GAMES		STRENGTH OF SCHEDULE		OPP. STRENGTH OF SCHEDULE		TEAM RPI		ADJ RPI		CONF. RPI		ADJ CONF. RPI	
DIV. I ONLY			36-22-1		.61864 57		6-4-0		16		32		29		.56952 29		4		4	
DIV. I NON-CONF.			19-11-0		.63333 66		1-2-0		17		31		36		.56313 36		4		4	
TOTALS		RPI 1-25		RPI 26-50		W-L RECORDS		RPI 51-100		RPI 101-150		RPI 150+								
36-22-1		7-10-0		3-5-0		OVERALL		11-4-1		5-1-0		10-2-0								
24-9-0		4-4-0		2-1-0		HOME		6-1-0		3-1-0		9-2-0								
8-9-1		2-5-0		1-2-0		AWAY		3-2-1		1-0-0		1-0-0								
4-4-0		1-1-0		0-2-0		NEUTRAL		2-1-0		1-0-0		0-0-0								
19-11-0		2-7-0		0-2-0		NON-CONFERENCE		4-0-0		5-1-0		8-1-0								
16-5-0		2-3-0		0-0-0		HOME		4-0-0		3-1-0		7-1-0								
2-4-0		0-4-0		0-0-		AWAY		0-0-0		1-0-0		1-0-0								
1-2-0		0-0-0		0-2-0		NEUTRAL		0-0-0		1-0-0		0-0-0								
17-11-1		5-3-0		3-3-0		CONFERENCE		7-4-1		0-0-0		2-1-0								
8-4-0		2-1-0		2-1-0		HOME		2-1-0		0-0-0		2-1-0								
6-5-1		2-1-0		1-2-0		AWAY		3-2-1		0-0-0		0-0-0								
3-2-0		1-1-0		0-0-0		NEUTRAL		2-1-0		0-0-0		0-0-0								
RPI	S	Opponent		Score		RPI	S	Opponent		Score		RPI	S	Opponent		Score				
3	A	Florida		8	11	36	N	Oklahoma St.		2	9	54	A	Wichita St.		9	9			
5	H	North Carolina		8	9	36	N	Oklahoma St.		1	6	54	A	Wichita St.		9	6			
5	H	North Carolina		5	12	42	A	Houston		0	1	54	A	Wichita St.		2	17			
5	H	North Carolina		4	3	42	A	Houston		8	9	54	N	Wichita St.		2	4			
7	A	Stetson		2	5	42	A	Houston		9	6	54	N	Wichita St.		7	2			
7	H	Stetson		3	5	45	H	UCF		4	2	77	H	Army West Point		5	2			
11	A	Florida St.		2	5	45	H	UCF		5	4	77	H	Army West Point		12	0			
16	A	East Carolina		13	1	45	H	UCF		0	1	77	H	Army West Point		5	4			
16	A	East Carolina		2	15							84	H	FGCU		10	3			
16	A	East Carolina		5	4							86	H	Tulane		2	3			
20	H	UConn		8	4							86	H	Tulane		10	8			
20	H	UConn		4	6							86	H	Tulane		14	3			
20	H	UConn		3	2							96	A	Cincinnati		9	8			
20	N	UConn		13	0							96	A	Cincinnati		8	6			
20	N	UConn		2	3							96	A	Cincinnati		7	10			
23	A	Jacksonville		2	4							96	N	Cincinnati		9	4			
23	H	Jacksonville		6	1															
						LAST 10 GAMES														
						36	N	Oklahoma St.		1	6	54	N	Wichita St.		7	2			
						148	N	Hartford		9	4	54	N	Wichita St.		2	4			
						36	N	Oklahoma St.		2	9	96	N	Cincinnati		9	4			
						20	N	UConn		2	3	96	A	Cincinnati		9	8			
						20	N	UConn		13	0	96	A	Cincinnati		8	6			

Non-Div. I Games:

South Fla.

Average RPI Win:		120	WON-LOST RECORD		WINNING PCT. RANK		LAST 10 GAMES		STRENGTH OF SCHEDULE		OPP. STRENGTH OF SCHEDULE		TEAM RPI		ADJ RPI		CONF. RPI		ADJ CONF. RPI	
DIV. I ONLY			43-19-1		.69048 23		6-4-0		79		52		30		.56906 30		11		11	
DIV. I NON-CONF.			20-9-0		.68966 35		3-2-0		33		5		14		.59168 14		12		12	
TOTALS		RPI 1-25		RPI 26-50		W-L RECORDS		RPI 51-100		RPI 101-150		RPI 150+								
43-19-1		2-3-0		2-4-0		OVERALL		17-6-1		7-1-0		15-5-0								
23-6-0		0-0-0		2-2-0		HOME		9-2-0		5-0-0		7-2-0								
14-10-1		1-2-0		0-1-0		AWAY		5-3-1		1-1-0		7-3-0								
6-3-0		1-1-0		0-1-0		NEUTRAL		3-1-0		1-0-0		1-0-0								
20-9-0		2-3-0		1-1-0		NON-CONFERENCE		7-4-0		5-0-0		5-1-0								
14-1-0		0-0-0		1-0-0		HOME		4-1-0		5-0-0		4-0-0								
4-7-0		1-2-0		0-0-		AWAY		3-3-0		0-0-0		0-1-0								
2-1-0		1-1-0		0-0-0		NEUTRAL		0-0-0		0-0-0		1-0-0								
23-10-1		0-0-0		1-3-0		CONFERENCE		10-2-1		2-1-0		10-4-0								
9-5-0		0-0-0		1-2-0		HOME		5-1-0		0-0-0		3-2-0								
10-3-1		0-0-0		0-0-0		AWAY		2-0-1		1-1-0		7-2-0								
4-2-0		0-0-0		0-1-0		NEUTRAL		3-1-0		1-0-0		0-0-0								
RPI	S	Opponent		Score		RPI	S	Opponent		Score		RPI	S	Opponent		Score				
3	A	Florida		7	4	38	H	Southern Miss.		6	5	61	N	Louisiana Tech		8	6			
3	A	Florida		1	6	38	H	Southern Miss.		2	5	65	A	Miami (FL)		7	4			
3	A	Florida		2	5	38	H	Southern Miss.		3	14	65	A	Miami (FL)		11	9			
23	N	Jacksonville		3	5	38	N	Southern Miss.		3	12	65	H	Miami (FL)		5	4			
23	N	Jacksonville		12	7	45	A	UCF		1	2	70	H	Seton Hall		11	3			
						45	H	UCF		11	8	70	H	Seton Hall		10	0			
												80	H	Charlotte		6	5			
												80	H	Charlotte		5	2			
												80	H	Charlotte		5	4			
												84	H	FGCU		2	4			
												89	A	Rice		6	6			
												89	A	Rice		14	10			
												89	A	Rice		5	3			
												89	N	Rice		7	4			
												89	N	Rice		9	8			
												89	N	Rice		4	5			
												92	A	Oregon		4	10			
												92	A	Oregon		0	4			
												92	A	Oregon		5	0			
												92	A	Oregon		1	2			
												98	H	UTSA		10	8			
												98	H	UTSA		1	8			
												98	H	UTSA		3	2			
						LAST 10 GAMES														
						3	A	Florida		2	5	38	N	Southern Miss.		3	12			
												89	N	Rice		9	8			
												89	N	Rice		7	4			
						23	N	Jacksonville		12	7	61	N	Louisiana Tech		8	6			
						187	N	Columbia		11	2	89	N	Rice		4	5			
						23	N	Jacksonville		3	5									

Non-Div. I Games:

Fla. Atlantic

Average RPI Win:		101	WON-LOST RECORD		WINNING PCT. RANK		LAST 10 GAMES		STRENGTH OF SCHEDULE		OPP. STRENGTH OF SCHEDULE		TEAM RPI		ADJ RPI		CONF. RPI		ADJ CONF. RPI				
DIV. I ONLY			34-22-0		.60714		65		25		5		31		.56828		31		1				
DIV. I NON-CONF.			21-4-0		.84		7		140		95		19		.58414		19		1				
TOTALS		RPI 1-25		RPI 26-50				W-L RECORDS				RPI 51-100				RPI 101-150				RPI 150+			
34-22-0		10-11-0		6-5-0				OVERALL				6-4-0				1-0-0				11-2-0			
19-9-0		8-5-0		4-2-0				HOME				1-0-0				1-0-0				5-2-0			
10-12-0		2-5-0		1-3-0				AWAY				3-4-0				0-0-0				4-0-0			
5-1-0		0-1-0		1-0-0				NEUTRAL				2-0-0				0-0-0				2-0-0			
21-4-0		3-2-0		2-0-0				NON-CONFERENCE				4-0-0				1-0-0				11-2-0			
10-3-0		3-1-0		0-0-0				HOME				1-0-0				1-0-0				5-2-0			
6-1-0		0-1-0		1-0-				AWAY				1-0-0				0-0-0				4-0-0			
5-0-0		0-0-0		1-0-0				NEUTRAL				2-0-0				0-0-0				2-0-0			
13-18-0		7-9-0		4-5-0				CONFERENCE				2-4-0				0-0-0				0-0-0			
9-6-0		5-4-0		4-2-0				HOME				0-0-0				0-0-0				0-0-0			
4-11-0		2-4-0		0-3-0				AWAY				2-4-0				0-0-0				0-0-0			
0-1-0		0-1-0		0-0-0				NEUTRAL				0-0-0				0-0-0				0-0-0			
RPI	S	Opponent		Score		RPI	S	Opponent		Score		RPI	S	Opponent		Score		RPI	S	Opponent		Score	
1	A	Arkansas		2	14	28	H	South Carolina		1	15	55	N	Sam Houston St.		7	2	149	H	Mi ami (OH)		13	7
1	A	Arkansas		9	16	28	H	South Carolina		10	5	58	N	Loui si ana		10	4	159	A	Xavi er		20	4
1	A	Arkansas		4	9	28	H	South Carolina		14	1	75	A	Tennessee		2	6	159	H	Xavi er		2	3
3	H	Fl ori da		4	9	32	A	Vanderbi l t		1	5	75	A	Tennessee		10	3	175	H	Eastern Ky.		16	5
3	H	Fl ori da		2	11	32	A	Vanderbi l t		1	8	75	A	Tennessee		3	5	206	H	Western Ky.		4	3
3	H	Fl ori da		3	2	32	A	Vanderbi l t		6	9	82	A	Al abama		5	2	230	A	USC Upstate		10	3
8	H	Texas Tech		11	6	34	A	Indi ana		7	6	82	A	Al abama		2	4	230	A	USC Upstate		6	5
8	H	Texas Tech		3	5	42	N	Houston		14	2	82	A	Al abama		2	4	241	A	Western Caro.		7	5
8	H	Texas Tech		10	7	47	H	Mi ssouri		11	10	91	A	Wofford		6	1	243	N	Murray St.		14	2
9	H	Auburn		3	4	47	H	Mi ssouri		2	1	100	H	Morehead St.		7	1	249	H	Oakl and		17	6
9	H	Auburn		13	3	47	H	Mi ssouri		11	14							249	H	Oakl and		10	1
9	H	Auburn		5	4													249	H	Oakl and		15	6
9	N	Auburn		3	4													268	N	Evansville		8	4
10	A	Georgi a		1	0													278	H	Northern Ky.		6	8
10	A	Georgi a		7	9																		
10	A	Georgi a		6	4																		
18	H	Mi ssi ssi ppi St.		9	6																		
18	H	Mi ssi ssi ppi St.		4	1																		
18	H	Mi ssi ssi ppi St.		8	18																		
21	A	Loui svi l l e		2	8																		
21	H	Loui svi l l e		8	5																		
						LAST 10 GAMES																	
						9 N Auburn						3	4	18 H Mi ssi ssi ppi St.						8	18		
						32 A Vanderbi l t						6	9	18 H Mi ssi ssi ppi St.						4	1		
						32 A Vanderbi l t						1	5	18 H Mi ssi ssi ppi St.						9	6		
						32 A Vanderbi l t						1	8	34 A Indi ana						7	6		
						243 N Murray St.						14	2	75 A Tennessee						3	5		

Non-Div. I Games:

Kentucky

Average RPI Win:		74	WON-LOST		WINNING		LAST 10		STRENGTH OF		OPP. STRENGTH		TEAM		ADJ		CONF.		ADJ CONF.	
Average RPI Loss:		52	RECORD		PCT. RANK		GAMES		SCHEDULE		OF SCHEDULE		RPI		RPI		RPI		RPI	
DIV. I ONLY			35-27-0		.56452		102		7-3-0		5		9		32		.56819		32	
DIV. I NON-CONF.			18-10-0		.64286		59		3-0-0		42		93		43		.55352		43	
TOTALS		RPI 1-25		RPI 26-50		W-L RECORDS		RPI 51-100		RPI 101-150		RPI 150+								
35-27-0		13-14-0		9-5-0		OVERALL		4-3-0		1-1-0		8-4-0								
23-11-0		7-7-0		6-3-0		HOME		1-0-0		1-0-0		8-1-0								
9-11-0		6-6-0		1-2-0		AWAY		2-1-0		0-1-0		0-1-0								
3-5-0		0-1-0		2-0-0		NEUTRAL		1-2-0		0-0-0		0-2-0								
18-10-0		5-3-0		2-0-0		NON-CONFERENCE		2-2-0		1-1-0		8-4-0								
12-4-0		2-3-0		0-0-0		HOME		1-0-0		1-0-0		8-1-0								
3-2-0		3-0-0		0-0-		AWAY		0-0-0		0-1-0		0-1-0								
3-4-0		0-0-0		2-0-0		NEUTRAL		1-2-0		0-0-0		0-2-0								
17-17-0		8-11-0		7-5-0		CONFERENCE		2-1-0		0-0-0		0-0-0								
11-7-0		5-4-0		6-3-0		HOME		0-0-0		0-0-0		0-0-0								
6-9-0		3-6-0		1-2-0		AWAY		2-1-0		0-0-0		0-0-0								
0-1-0		0-1-0		0-0-0		NEUTRAL		0-0-0		0-0-0		0-0-0								
RPI	S	Opponent		Score		RPI	S	Opponent		Score		RPI	S	Opponent		Score				
3	A	Florida		4	8	26	H	LSU		4	2	55	N	Sam Houston St.		6	7			
3	A	Florida		2	8	26	H	LSU		1	0	57	N	TCU		7	4			
3	A	Florida		2	10	26	H	LSU		2	6	58	N	Louisiana		0	3			
4	H	Ole Miss		3	11	28	H	South Carolina		9	10	73	H	Indiana St.		8	5			
4	H	Ole Miss		8	7	28	H	South Carolina		7	8	75	A	Tennessee		7	8			
4	H	Ole Miss		8	7	28	H	South Carolina		8	1	75	A	Tennessee		7	6			
9	A	Auburn		5	11	31	H	Kentucky		8	1	75	A	Tennessee		7	2			
9	A	Auburn		0	14	31	H	Kentucky		5	1									
9	A	Auburn		1	4	31	H	Kentucky		9	6									
10	H	Georgia		2	3	33	N	St. John's (NY)		2	0									
10	H	Georgia		5	3	42	N	Houston		9	4									
10	H	Georgia		8	3	47	A	Missouri		1	3									
13	A	Clemson		4	3	47	A	Missouri		1	2									
13	A	Clemson		19	6	47	A	Missouri		6	2									
14	H	Duke		9	1															
14	H	Duke		9	1															
14	H	Duke		4	5															
15	H	Tennessee Tech		4	6															
17	N	Texas A&M		1	3															
18	A	Mississippi St.		5	0															
18	A	Mississippi St.		4	3															
18	A	Mississippi St.		10	1															
18	H	Mississippi St.		6	10															
18	H	Mississippi St.		8	10															
18	H	Mississippi St.		4	3															
21	H	Louisville		4	8															
22	A	UCLA		6	3															
						LAST 10 GAMES														
						18	H	Mississippi St.		6	10	33	N	St. John's (NY)		2	0			
						18	H	Mississippi St.		4	3	17	N	Texas A&M		1	3			
						18	H	Mississippi St.		8	10	31	H	Kentucky		9	6			
						13	A	Clemson		4	3	31	H	Kentucky		5	1			
						13	A	Clemson		19	6	31	H	Kentucky		8	1			

Non-Div. I Games:

Vanderbilt

Average RPI Win:		153	WON-LOST RECORD		WINNING PCT. RANK		LAST 10 GAMES		STRENGTH OF SCHEDULE		OPP. STRENGTH OF SCHEDULE		TEAM RPI		ADJ RPI		CONF. RPI		ADJ CONF. RPI					
DIV. I ONLY			40-17-0		.70175		14		6-4-0		95		127		33		.56671		33		12		12	
DIV. I NON-CONF.			22-13-0		.62857		70		1-2-0		101		104		50		.55076		50		14		14	
TOTALS		RPI 1-25		RPI 26-50				W-L RECORDS				RPI 51-100				RPI 101-150				RPI 150+				
40-17-0		3-6-0		0-1-0				OVERALL				8-5-0				9-1-0				20-4-0				
17-5-0		1-3-0		0-0-0				HOME				4-0-0				5-1-0				7-1-0				
16-10-0		2-3-0		0-0-0				AWAY				2-4-0				3-0-0				9-3-0				
7-2-0		0-0-0		0-1-0				NEUTRAL				2-1-0				1-0-0				4-0-0				
22-13-0		3-6-0		0-1-0				NON-CONFERENCE				2-3-0				6-0-0				11-3-0				
9-4-0		1-3-0		0-0-0				HOME				1-0-0				3-0-0				4-1-0				
9-8-0		2-3-0		0-0-				AWAY				0-3-0				3-0-0				4-2-0				
4-1-0		0-0-0		0-1-0				NEUTRAL				1-0-0				0-0-0				3-0-0				
18-4-0		0-0-0		0-0-0				CONFERENCE				6-2-0				3-1-0				9-1-0				
8-1-0		0-0-0		0-0-0				HOME				3-0-0				2-1-0				3-0-0				
7-2-0		0-0-0		0-0-0				AWAY				2-1-0				0-0-0				5-1-0				
3-1-0		0-0-0		0-0-0				NEUTRAL				1-1-0				1-0-0				1-0-0				
RPI	S	Opponent		Score		RPI	S	Opponent		Score		RPI	S	Opponent		Score		RPI	S	Opponent		Score		
5	A	North Carolina		5	2	32	N	Vanderbilt		0	2	62	H	Creighton		4	3	109	A	Campbell		3	1	
12	A	Minnesota		11	5							62	H	Creighton		5	1	109	A	Campbell		1	0	
12	A	Minnesota		3	6							62	H	Creighton		6	2	109	A	Campbell		7	1	
12	A	Minnesota		8	9							70	A	Seton Hall		3	4	120	H	Butler		4	2	
12	H	Minnesota		4	8							70	A	Seton Hall		6	3	120	H	Butler		3	1	
13	A	Clemson		8	9							70	A	Seton Hall		2	1	120	H	Butler		0	3	
20	H	UConn		1	3							70	N	Seton Hall		7	0	120	N	Butler		12	8	
20	H	UConn		0	1							70	N	Seton Hall		2	19	130	H	Liberty		7	6	
20	H	UConn		14	4							76	H	Wagner		3	1	130	H	Liberty		12	2	
												93	A	Kansas		4	7	130	H	Liberty		1	0	
												93	A	Kansas		5	6	156	A	Hofstra		12	4	
												93	A	Kansas		1	6	159	A	Xavier		9	4	
												100	N	Morehead St.		11	5	159	A	Xavier		3	7	
																		159	A	Xavier		34	7	
																		160	N	Monmouth		3	0	
																		187	A	Columbia		6	7	
																		191	H	Georgetown		2	1	
																		191	H	Georgetown		6	3	
																		191	H	Georgetown		9	1	
																		191	N	Georgetown		5	2	
																		209	H	Fairfield		1	2	
																		212	A	UC Davis		6	10	
																		212	A	UC Davis		8	0	
																		221	A	Binghamton		8	2	
																		221	A	Binghamton		4	0	
																		233	N	UMBC		12	0	
																		240	N	Penn St.		18	4	
																		253	H	Albany (NY)		6	1	
																		257	H	Iona		9	1	
																		257	H	Iona		5	1	
																		281	A	Villanova		6	1	
																		281	A	Villanova		8	2	
																		281	A	Villanova		6	3	
																		295	H	Saint Peter's		14	2	

Non-Div. I Games:

St. John's (NY)

Average RPI Win: 131		WON-LOST	WINNING	LAST 10	STRENGTH OF		OPP. STRENGTH	TEAM	ADJ	CONF.	ADJ CONF.
Average RPI Loss: 55		RECORD	PCT. RANK	GAMES	SCHEDULE		OF SCHEDULE	RPI	RPI	RPI	RPI
DIV. I ONLY		40-19-0	.67797	28	6-4-0		77	57	34	.56607	34
DIV. I NON-CONF.		24-7-0	.77419	17	2-2-0		141	54	31	.57155	31
TOTALS		RPI 1-25	RPI 26-50		W-L RECORDS		RPI 51-100		RPI 101-150		RPI 150+
40-19-0		3-5-0	5-9-0		OVERALL		4-2-0		14-2-0		14-1-0
21-5-0		0-0-0	4-3-0		HOME		1-1-0		7-0-0		9-1-0
10-10-0		2-4-0	1-3-0		AWAY		2-1-0		5-2-0		0-0-0
9-4-0		1-1-0	0-3-0		NEUTRAL		1-0-0		2-0-0		5-0-0
24-7-0		3-2-0	0-2-0		NON-CONFERENCE		3-1-0		9-1-0		9-1-0
11-3-0		0-0-0	0-1-0		HOME		1-1-0		4-0-0		6-1-0
6-2-0		2-1-0	0-0-		AWAY		1-0-0		3-1-0		0-0-0
7-2-0		1-1-0	0-1-0		NEUTRAL		1-0-0		2-0-0		3-0-0
16-12-0		0-3-0	5-7-0		CONFERENCE		1-1-0		5-1-0		5-0-0
10-2-0		0-0-0	4-2-0		HOME		0-0-0		3-0-0		3-0-0
4-8-0		0-3-0	1-3-0		AWAY		1-1-0		2-1-0		0-0-0
2-2-0		0-0-0	0-2-0		NEUTRAL		0-0-0		0-0-0		2-0-0
RPI S	Opponent	Score	RPI S	Opponent	Score	RPI S	Opponent	Score	RPI S	Opponent	Score
12 A	Minnesota	6 7	31 H	Kentucky	6 7	51 N	South Alabama	8 4	102 N	Notre Dame	3 0
12 A	Minnesota	1 9	40 A	Purdue	3 5	73 A	Indiana St.	5 3	104 H	Maryland	13 3
12 A	Minnesota	1 4	40 H	Purdue	14 1	73 H	Indiana St.	6 1	104 H	Maryland	5 1
17 N	Texas A&M	9 7	40 H	Purdue	7 5	78 A	Iowa	1 5	104 H	Maryland	6 5
17 N	Texas A&M	3 10	40 H	Purdue	2 4	78 A	Iowa	4 2	105 A	Nebraska	2 5
19 A	Texas	2 3	43 N	Oklahoma	3 6	96 H	Cincinnati	3 8	105 A	Nebraska	6 3
21 A	Louisville	9 5	46 A	Ohio St.	4 5				105 A	Nebraska	8 6
25 A	Coastal Caro.	6 5	46 A	Ohio St.	4 0				120 H	Butler	6 5
			46 A	Ohio St.	5 6				120 H	Butler	13 0
			50 H	Illinois	2 1				120 H	Butler	10 3
			50 H	Illinois	9 2				127 A	San Diego	10 4
			50 H	Illinois	2 3				127 A	San Diego	5 6
			50 N	Illinois	4 5				127 A	San Diego	6 5
			50 N	Illinois	1 7				127 A	San Diego	8 4
									131 N	Kansas St.	5 0
									150 H	Ball St.	9 8
									166 N	Rutgers	7 6
									170 H	Pacific	4 2
									170 H	Pacific	1 2
									170 H	Pacific	3 1
									172 N	Boston College	4 0
									193 N	Michigan St.	6 5
									215 N	Texas Southern	6 0
									232 H	Northwestern	12 0
									232 H	Northwestern	22 1
									232 H	Northwestern	6 3
									234 H	Northern Ill.	4 3
									234 H	Northern Ill.	4 3
									234 H	Northern Ill.	18 0
									261 N	Chicago St.	7 2
									280 H	Western Ill.	11 1
			LAST 10 GAMES								
19 A	Texas	2 3	193 N	Michigan St.	6 5						
17 N	Texas A&M	9 7	50 N	Illinois	1 7						
215 N	Texas Southern	6 0	104 H	Maryland	13 3						
17 N	Texas A&M	3 10	104 H	Maryland	5 1						
50 N	Illinois	4 5	104 H	Maryland	6 5						

Non-Div. I Games:

Indiana

Average RPI Win:		112	WON-LOST		WINNING		LAST 10		STRENGTH OF		OPP. STRENGTH		TEAM	ADJ		CONF.	ADJ CONF.							
Average RPI Loss:		54	RECORD		PCT. RANK		GAMES		SCHEDULE		OF SCHEDULE		RPI	RPI		RPI	RPI							
DIV. I ONLY			37-21-0		.63793		47		7-3-0		52		34		35		.56582		35		2		2	
DIV. I NON-CONF.			20-10-0		.66667		42		1-2-0		108		113		47		.55168		47		2		2	
TOTALS		RPI 1-25		RPI 26-50				W-L RECORDS				RPI 51-100				RPI 101-150				RPI 150+				
37-21-0		3-8-0		5-5-0				OVERALL				11-5-0				9-2-0				9-1-0				
19-7-0		2-1-0		2-1-0				HOME				4-3-0				5-2-0				6-0-0				
12-11-0		1-6-0		1-3-0				AWAY				3-1-0				4-0-0				3-1-0				
6-3-0		0-1-0		2-1-0				NEUTRAL				4-1-0				0-0-0				0-0-0				
20-10-0		1-4-0		1-1-0				NON-CONFERENCE				3-2-0				6-2-0				9-1-0				
11-3-0		0-0-0		0-0-0				HOME				0-1-0				5-2-0				6-0-0				
7-4-0		1-3-0		1-0-				AWAY				1-0-0				1-0-0				3-1-0				
2-3-0		0-1-0		0-1-0				NEUTRAL				2-1-0				0-0-0				0-0-0				
17-11-0		2-4-0		4-4-0				CONFERENCE				8-3-0				3-0-0				0-0-0				
8-4-0		2-1-0		2-1-0				HOME				4-2-0				0-0-0				0-0-0				
5-7-0		0-3-0		0-3-0				AWAY				2-1-0				3-0-0				0-0-0				
4-0-0		0-0-0		2-0-0				NEUTRAL				2-0-0				0-0-0				0-0-0				
RPI	S	Opponent		Score		RPI	S	Opponent		Score		RPI	S	Opponent		Score		RPI	S	Opponent		Score		
6	A	Stanford		2	4	36	H	Oklahoma St.		13	5	52	A	West Virginia		6	2	103	H	George Washington		6	1	
8	H	Texas Tech		12	2	36	H	Oklahoma St.		7	3	52	A	West Virginia		4	1	103	H	George Washington		5	1	
8	H	Texas Tech		4	11	36	H	Oklahoma St.		6	11	52	A	West Virginia		1	2	103	H	George Washington		6	3	
8	H	Texas Tech		2	0	37	A	DBU		5	2	55	A	Sam Houston St.		4	2	111	H	Houston Baptist		6	3	
17	N	Texas A&M		4	5	43	A	Oklahoma		1	6	55	H	Sam Houston St.		2	7	111	H	Houston Baptist		1	0	
19	A	Texas		0	2	43	A	Oklahoma		4	5	57	H	TCU		4	3	111	H	Houston Baptist		2	5	
19	A	Texas		1	4	43	A	Oklahoma		2	4	57	H	TCU		6	2	118	A	Texas St.		17	5	
19	A	Texas		5	9	43	N	Oklahoma		4	0	57	H	TCU		6	0	118	H	Texas St.		1	6	
22	A	UCLA		2	5	43	N	Oklahoma		10	3	57	N	TCU		6	5	131	A	Kansas St.		18	0	
22	A	UCLA		0	3	44	N	Cal St. Fullerton		2	6	57	N	TCU		6	5	131	A	Kansas St.		16	3	
22	A	UCLA		8	6							61	N	Louisiana Tech		6	1	131	A	Kansas St.		8	5	
												69	N	Wright St.		11	5	185	A	UT Arlington		9	1	
												72	N	California		2	8	192	A	Memphis		7	0	
												93	H	Kansas		17	6	192	A	Memphis		2	7	
												93	H	Kansas		5	6	192	A	Memphis		12	8	
												93	H	Kansas		5	8	215	H	Texas Southern		5	4	
												93	N	Kansas		10	5	224	H	Lamar University		2	1	
																		279	H	Ark.-Pine Bluff		14	4	
																		294	H	Prairie View		13	0	
																		294	H	Prairie View		17	5	
																		294	H	Prairie View		18	1	
LAST 10 GAMES																								
						6	A	Stanford		2	4	93	N	Kansas		10	5							
						69	N	Wright St.		11	5	43	N	Oklahoma		4	0							
						44	N	Cal St. Fullerton		2	6	52	A	West Virginia		6	2							
						57	N	TCU		6	5	52	A	West Virginia		4	1							
						43	N	Oklahoma		10	3	52	A	West Virginia		1	2							

Non-Div. I Games:

Bayl or

Average RPI Win:		81	WON-LOST		WINNING		LAST 10		STRENGTH OF		OPP. STRENGTH		TEAM	ADJ		CONF.	ADJ CONF.	
Average RPI Loss:		69	RECORD		PCT. RANK		GAMES		SCHEDULE		OF SCHEDULE		RPI	RPI		RPI	RPI	
DIV. I ONLY			31-26-1		.5431		117		2-8-0		17		28		36		.56404	
DIV. I NON-CONF.			14-16-1		.46774		163		2-2-0		22		64		71		.53571	
TOTALS		RPI 1-25		RPI 26-50		W-L RECORDS		RPI 51-100		RPI 101-150		RPI 150+						
31-26-1		1-8-0		10-3-0		OVERALL		10-8-1		9-5-0		1-2-0						
12-10-1		0-3-0		2-1-0		HOME		7-3-1		2-1-0		1-2-0						
15-14-0		1-4-0		4-2-0		AWAY		3-4-0		7-4-0		0-0-0						
4-2-0		0-1-0		4-0-0		NEUTRAL		0-1-0		0-0-0		0-0-0						
14-16-1		0-2-0		5-1-0		NON-CONFERENCE		2-6-1		6-5-0		1-2-0						
5-7-1		0-0-0		1-1-0		HOME		1-3-1		2-1-0		1-2-0						
7-9-0		0-2-0		2-0-		AWAY		1-3-0		4-4-0		0-0-0						
2-0-0		0-0-0		2-0-0		NEUTRAL		0-0-0		0-0-0		0-0-0						
17-10-0		1-6-0		5-2-0		CONFERENCE		8-2-0		3-0-0		0-0-0						
7-3-0		0-3-0		1-0-0		HOME		6-0-0		0-0-0		0-0-0						
8-5-0		1-2-0		2-2-0		AWAY		2-1-0		3-0-0		0-0-0						
2-2-0		0-1-0		2-0-0		NEUTRAL		0-1-0		0-0-0		0-0-0						
RPI	S	Opponent		Score		RPI	S	Opponent		Score		RPI	S	Opponent		Score		
7	A	Stetson		3	10	27	A	Missouri St.		10	8	52	A	West Virginia		6	4	
7	A	Stetson		1	11	27	H	Missouri St.		4	2	52	A	West Virginia		7	4	
8	H	Texas Tech		6	14	29	N	South Fla.		9	2	52	A	West Virginia		7	10	
8	H	Texas Tech		3	7	29	N	South Fla.		6	1	52	N	West Virginia		5	8	
8	H	Texas Tech		4	9	35	A	Baylor		5	13	54	A	Wichita St.		5	7	
8	N	Texas Tech		2	6	35	A	Baylor		11	6	54	H	Wichita St.		7	10	
19	A	Texas		6	1	35	A	Baylor		3	7	57	H	TCU		9	8	
19	A	Texas		1	7	37	A	DBU		4	2	57	H	TCU		7	6	
19	A	Texas		5	10	37	H	DBU		4	6	57	H	TCU		12	7	
						43	A	Oklahoma		7	1	70	H	Seton Hall		7	10	
						43	H	Oklahoma		8	0	70	H	Seton Hall		3	3	
						43	N	Oklahoma		9	2	78	A	Iowa		3	11	
						43	N	Oklahoma		10	1	78	A	Iowa		14	16	
												78	A	Iowa		7	6	
												93	H	Kansas		4	3	
												93	H	Kansas		4	3	
												93	H	Kansas		12	1	
												97	H	Little Rock		9	2	
												97	H	Little Rock		6	12	
LAST 10 GAMES																		
						7	A	Stetson		1	11	52	N	West Virginia		5	8	
						29	N	South Fla.		6	1	8	H	Texas Tech		3	7	
												8	H	Texas Tech		6	14	
												8	H	Texas Tech		4	9	
												35	A	Baylor		3	7	

Non-Div. I Games:

Oklahoma St.

Average RPI Win: 134		WON-LOST	WINNING	LAST 10	STRENGTH OF		OPP. STRENGTH	TEAM	ADJ	CONF.	ADJ CONF.
Average RPI Loss: 82		RECORD	PCT. RANK	GAMES	SCHEDULE		OF SCHEDULE	RPI	RPI	RPI	RPI
DIV. I ONLY		42-21-0	.66667	29	65		103	37	.56307	37	10
DIV. I NON-CONF.		22-14-0	.61111	80	30		77	39	.55654	39	8
TOTALS		RPI 1-25	RPI 26-50		W-L RECORDS		RPI 51-100		RPI 101-150		RPI 150+
42-21-0		2-4-0	4-7-0		OVERALL		10-3-0		9-2-0		17-5-0
23-7-0		1-0-0	2-4-0		HOME		1-0-0		5-1-0		14-2-0
13-11-0		1-4-0	1-1-0		AWAY		7-3-0		2-1-0		2-2-0
6-3-0		0-0-0	1-2-0		NEUTRAL		2-0-0		2-0-0		1-1-0
22-14-0		2-4-0	3-4-0		NON-CONFERENCE		3-2-0		3-1-0		11-3-0
16-5-0		1-0-0	1-2-0		HOME		1-0-0		2-1-0		11-2-0
4-8-0		1-4-0	1-0-		AWAY		2-2-0		0-0-0		0-1-0
2-1-0		0-0-0	1-1-0		NEUTRAL		0-0-0		1-0-0		0-0-0
20-7-0		0-0-0	1-3-0		CONFERENCE		7-1-0		6-1-0		6-2-0
7-2-0		0-0-0	1-2-0		HOME		0-0-0		3-0-0		3-0-0
9-3-0		0-0-0	0-0-0		AWAY		5-1-0		2-1-0		2-1-0
4-2-0		0-0-0	0-1-0		NEUTRAL		2-0-0		1-0-0		1-1-0
RPI S	Opponent	Score		RPI S	Opponent	Score		RPI S	Opponent	Score	
1 A	Arkansas	3	4	27 H	Missouri St.	5	9	55 A	Sam Houston St.	5	6
8 A	Texas Tech	10	4	27 H	Missouri St.	4	10	55 A	Sam Houston St.	21	3
8 H	Texas Tech	6	5	27 H	Missouri St.	12	2	55 A	Sam Houston St.	9	7
13 A	Clemson	1	9	27 N	Missouri St.	6	7	57 A	TCU	0	7
13 A	Clemson	1	12	35 H	Baylor	2	5	57 H	TCU	3	2
13 A	Clemson	2	3	36 A	Oklahoma St.	6	4	73 A	Indiana St.	12	10
				36 H	Oklahoma St.	2	4	73 A	Indiana St.	0	6
				38 N	Southern Miss.	9	4	73 A	Indiana St.	7	3
				38 N	Southern Miss.	0	9	85 A	Bradley	13	2
				43 A	Oklahoma	3	15	85 A	Bradley	7	3
				43 H	Oklahoma	5	2	85 A	Bradley	11	4
								85 N	Bradley	14	7
								85 N	Bradley	11	1
				LAST 10 GAMES							
1 A	Arkansas	3	4	85 N	Bradley	11	1	123 A	Illinois St.	3	4
38 N	Southern Miss.	9	4	85 N	Bradley	14	7	123 A	Illinois St.	17	11
132 N	Oral Roberts	18	9	198 N	Valparaiso	7	5	123 A	Illinois St.	9	4
38 N	Southern Miss.	0	9	123 N	Illinois St.	10	6	123 N	Illinois St.	10	6
27 N	Missouri St.	6	7	198 N	Valparaiso	10	13	132 H	Oral Roberts	8	5
								132 H	Oral Roberts	2	4
								132 H	Oral Roberts	10	1
								132 N	Oral Roberts	18	9
								144 H	Southern Ill.	9	8
								144 H	Southern Ill.	7	4
								144 H	Southern Ill.	3	1
								155 H	Air Force	7	1
								155 H	Air Force	0	6
								155 H	Air Force	11	3
								159 H	Xavier	12	5
								159 H	Xavier	14	2
								160 H	Monmouth	15	4
								160 H	Monmouth	7	4
								160 H	Monmouth	5	3
								185 A	UT Arlington	2	7
								185 H	UT Arlington	5	3
								198 A	Valparaiso	8	1
								198 A	Valparaiso	9	3
								198 A	Valparaiso	2	9
								198 N	Valparaiso	7	5
								198 N	Valparaiso	10	13
								268 H	Evansville	3	1
								268 H	Evansville	7	1
								268 H	Evansville	11	1
								270 H	Brown	5	9
								270 H	Brown	17	2
								270 H	Brown	14	4
								288 H	Southern U.	10	3

Non-Div. I Games:

DBU

Average RPI Win:		136	WON-LOST RECORD		WINNING PCT. RANK		LAST 10 GAMES		STRENGTH OF SCHEDULE		OPP. STRENGTH OF SCHEDULE		TEAM RPI		ADJ RPI		CONF. RPI		ADJ CONF. RPI	
DIV. I ONLY			44-18-0		.70968 10		7-3-0		116		59		38		.56128 38		11		11	
DIV. I NON-CONF.			17-11-0		.60714 84		1-2-0		123		3		75		.53474 74		12		12	
TOTALS		RPI 1-25		RPI 26-50		W-L RECORDS		RPI 51-100		RPI 101-150		RPI 150+								
44-18-0		3-3-0		4-3-0		OVERALL		14-8-0		3-2-0		20-2-0								
21-8-0		3-0-0		0-0-0		HOME		10-5-0		0-1-0		8-2-0								
16-6-0		0-2-0		2-1-0		AWAY		2-2-0		3-1-0		9-0-0								
7-4-0		0-1-0		2-2-0		NEUTRAL		2-1-0		0-0-0		3-0-0								
17-11-0		3-3-0		1-2-0		NON-CONFERENCE		7-4-0		1-1-0		5-1-0								
11-4-0		3-0-0		0-0-0		HOME		5-2-0		0-1-0		3-1-0								
3-4-0		0-2-0		0-0-		AWAY		2-2-0		1-0-0		0-0-0								
3-3-0		0-1-0		1-2-0		NEUTRAL		0-0-0		0-0-0		2-0-0								
27-7-0		0-0-0		3-1-0		CONFERENCE		7-4-0		2-1-0		15-1-0								
10-4-0		0-0-0		0-0-0		HOME		5-3-0		0-0-0		5-1-0								
13-2-0		0-0-0		2-1-0		AWAY		0-0-0		2-1-0		9-0-0								
4-1-0		0-0-0		1-0-0		NEUTRAL		2-1-0		0-0-0		1-0-0								
RPI	S	Opponent		Score		RPI	S	Opponent		Score		RPI	S	Opponent		Score				
1	A	Arkansas		2	10	30	A	Fla. Atlantic		14	3	51	A	South Alabama		9	10			
4	A	Ole Miss		6	7	30	A	Fla. Atlantic		5	2	51	H	South Alabama		5	3			
4	N	Ole Miss		3	11	30	A	Fla. Atlantic		5	6	58	H	Louisiana		9	8			
18	H	Mississippi St.		7	4	30	N	Fla. Atlantic		12	3	58	H	Louisiana		4	7			
18	H	Mississippi St.		11	0	37	N	DBU		4	9	61	H	Louisiana Tech		3	8			
18	H	Mississippi St.		5	2	37	N	DBU		9	0	61	H	Louisiana Tech		6	10			
						46	N	Ohio St.		6	9	61	H	Louisiana Tech		16	1			
												79	A	Southeastern La.		12	4			
												80	N	Charlotte		6	0			
												80	N	Charlotte		4	7			
												81	H	Ga. Southern		4	3			
												81	H	Ga. Southern		8	2			
												81	H	Ga. Southern		3	2			
												82	A	Alabama		0	3			
												86	A	Tulane		12	3			
												86	H	Tulane		7	10			
												89	H	Rice		8	7			
												89	H	Rice		12	1			
												89	H	Rice		6	7			
												98	H	UTSA		4	3			
												98	H	UTSA		12	2			
												98	N	UTSA		5	3			
LAST 10 GAMES																				
						37	N	DBU		4	9	80	N	Charlotte		4	7			
						1	A	Arkansas		2	10	98	N	UTSA		5	3			
						37	N	DBU		9	0	201	N	UAB		2	0			
						30	N	Fla. Atlantic		12	3	203	A	Marshall		18	9			
						80	N	Charlotte		6	0	203	A	Marshall		7	4			

Non-Div. I Games:

Southern Miss.

Average RPI Win:		158	WON-LOST RECORD		WINNING PCT. RANK		LAST 10 GAMES		STRENGTH OF SCHEDULE		OPP. STRENGTH OF SCHEDULE		TEAM RPI		ADJ RPI		CONF. RPI		ADJ CONF. RPI					
Average RPI Loss:		52																						
DIV. I ONLY			36-21-0		.63158		49		5-5-0		62		88		39		.56085		39		13		13	
DIV. I NON-CONF.			16-13-0		.55172		111		0-2-0		49		33		44		.55318		44		15		15	
TOTALS		RPI 1-25		RPI 26-50		W-L RECORDS		RPI 51-100		RPI 101-150		RPI 150+												
36-21-0		1-9-0		2-2-0		OVERALL		6-7-0		8-1-0		19-2-0												
14-4-0		0-1-0		0-0-0		HOME		2-2-0		4-0-0		8-1-0												
11-11-0		1-7-0		0-0-0		AWAY		1-2-0		3-1-0		6-1-0												
11-6-0		0-1-0		2-2-0		NEUTRAL		3-3-0		1-0-0		5-0-0												
16-13-0		1-9-0		2-2-0		NON-CONFERENCE		3-1-0		2-0-0		8-1-0												
4-2-0		0-1-0		0-0-0		HOME		1-0-0		1-0-0		2-1-0												
4-7-0		1-7-0		0-0-		AWAY		0-0-0		1-0-0		2-0-0												
8-4-0		0-1-0		2-2-0		NEUTRAL		2-1-0		0-0-0		4-0-0												
20-8-0		0-0-0		0-0-0		CONFERENCE		3-6-0		6-1-0		11-1-0												
10-2-0		0-0-0		0-0-0		HOME		1-2-0		3-0-0		6-0-0												
7-4-0		0-0-0		0-0-0		AWAY		1-2-0		2-1-0		4-1-0												
3-2-0		0-0-0		0-0-0		NEUTRAL		1-2-0		1-0-0		1-0-0												
RPI	S	Opponent		Score		RPI	S	Opponent		Score		RPI	S	Opponent		Score		RPI	S	Opponent		Score		
8	A	Texas Tech		3	12	47	N	Missouri		2	5	60	H	UNCW		6	7	106	A	Rhode Island		15	8	
8	A	Texas Tech		4	9	47	N	Missouri		4	2	60	H	UNCW		4	6	110	H	Elon		9	3	
8	A	Texas Tech		2	13	47	N	Missouri		1	20	60	H	UNCW		7	4	110	H	Elon		6	5	
8	A	Texas Tech		3	22	47	N	Missouri		10	8	60	N	UNCW		4	7	110	H	Elon		7	1	
9	A	Auburn		8	14							60	N	UNCW		2	9	110	N	Elon		5	4	
9	A	Auburn		2	1							60	N	UNCW		3	2	145	A	James Madison		10	2	
9	A	Auburn		0	6							62	N	Creighton		7	15	145	A	James Madison		8	1	
9	N	Auburn		4	13							62	N	Creighton		8	3	145	A	James Madison		3	6	
20	H	UConn		5	6							62	N	Creighton		12	7	148	H	Hartford		3	1	
24	A	NC State		3	9							68	A	Col. of Charleston		4	5	156	A	Hofstra		5	1	
												68	A	Col. of Charleston		1	4	156	A	Hofstra		3	0	
												68	A	Col. of Charleston		2	1	156	A	Hofstra		4	6	
												88	H	Bryant		10	3	158	A	Del aware		10	0	
																		158	A	Del aware		5	2	
																		158	N	Del aware		7	2	
																		163	H	Harvard		6	8	
																		172	A	Boston College		7	4	
																		178	H	UMass Lowell		4	2	
																		191	N	Georgetown		9	5	
																		242	H	William & Mary		2	1	
																		242	H	William & Mary		4	0	
																		242	H	William & Mary		4	3	
																		247	N	Dartmouth		10	8	
																		259	H	Massachusetts		10	8	
																		270	A	Brown		10	4	
																		273	H	Towson		2	1	
																		273	H	Towson		23	6	
																		273	H	Towson		22	2	
																		276	N	Presbyter ian		6	1	
																		281	N	Villanova		1	0	
LAST 10 GAMES						24	A	NC State		3	9	110	N	El on		5	4							
						9	N	Auburn		4	13	60	N	UNCW		2	9							
						60	N	UNCW		4	7	158	A	Del aware		5	2							
						60	N	UNCW		3	2	158	A	Del aware		10	0							
						158	N	Del aware		7	2	60	H	UNCW		4	6							

Non-Div. I Games:

Northeastern

Average RPI Win:		148	WON-LOST RECORD		WINNING PCT. RANK		LAST 10 GAMES		STRENGTH OF SCHEDULE		OPP. STRENGTH OF SCHEDULE		TEAM RPI		ADJ RPI		CONF. RPI		ADJ CONF. RPI	
DIV. I ONLY			38-21-0		.64407 44		7-3-0		68		106		40		.56073 40		6		6	
DIV. I NON-CONF.			17-14-0		.54839 114		1-2-0		125		167		88		.52364 88		7		7	
TOTALS		RPI 1-25		RPI 26-50		W-L RECORDS		RPI 51-100		RPI 101-150		RPI 150+								
38-21-0		0-4-0		5-6-0		OVERALL		7-7-0		7-2-0		19-2-0								
15-5-0		0-2-0		1-0-0		HOME		3-1-0		1-1-0		10-1-0								
11-12-0		0-1-0		2-4-0		AWAY		2-6-0		4-0-0		3-1-0								
12-4-0		0-1-0		2-2-0		NEUTRAL		2-0-0		2-1-0		6-0-0								
17-14-0		0-1-0		0-2-0		NON-CONFERENCE		3-7-0		4-2-0		10-2-0								
5-3-0		0-0-0		0-0-0		HOME		0-1-0		1-1-0		4-1-0								
3-8-0		0-1-0		0-0-		AWAY		2-6-0		1-0-0		0-1-0								
9-3-0		0-0-0		0-2-0		NEUTRAL		1-0-0		2-1-0		6-0-0								
21-7-0		0-3-0		5-4-0		CONFERENCE		4-0-0		3-0-0		9-0-0								
10-2-0		0-2-0		1-0-0		HOME		3-0-0		0-0-0		6-0-0								
8-4-0		0-0-0		2-4-0		AWAY		0-0-0		3-0-0		3-0-0								
3-1-0		0-1-0		2-0-0		NEUTRAL		1-0-0		0-0-0		0-0-0								
RPI	S	Opponent		Score		RPI	S	Opponent		Score		RPI	S	Opponent		Score				
7	A	Stetson		6	11	34	A	Indiana		1	14	63	H	Michigan		6	3			
12	H	Minnesota		7	22	34	A	Indiana		5	7	63	H	Michigan		3	0			
12	H	Minnesota		8	18	34	A	Indiana		4	2	63	H	Michigan		2	1			
12	N	Minnesota		4	6	34	H	Indiana		5	3	63	N	Michigan		5	4			
						42	N	Houston		1	9	73	A	Indiana St.		3	1			
						42	N	Houston		4	8	73	H	Indiana St.		1	2			
						46	A	Ohio St.		6	16	79	A	Southeastern La.		0	4			
						46	A	Ohio St.		2	4	86	A	Tulane		0	1			
						46	A	Ohio St.		8	2	86	A	Tulane		12	8			
						46	N	Ohio St.		8	2	86	A	Tulane		2	6			
						50	N	Illinois		11	5	95	A	Saint Louis		3	7			
												95	A	Saint Louis		9	11			
												95	A	Saint Louis		1	15			
												95	N	Saint Louis		5	2			
												</								

Non-Div. I Games:

Purdue

Troy

Average RPI Win: 144		WON-LOST	WINNING	LAST 10	STRENGTH OF		OPP. STRENGTH	TEAM	ADJ		CONF.	ADJ CONF.		
Average RPI Loss: 58		RECORD	PCT. RANK	GAMES	SCHEDULE		OF SCHEDULE	RPI	RPI		RPI	RPI		
DIV. I ONLY		42-21-0	.66667	29	6-4-0		82	68	41		.55994	41		
DIV. I NON-CONF.		20-9-0	.68966	35	1-2-0		41	59	23		.58027	23		
TOTALS		RPI 1-25	RPI 26-50		W-L RECORDS		RPI 51-100		RPI 101-150		RPI 150+			
42-21-0		5-11-0	0-0-0		OVERALL		9-7-0		6-1-0		22-2-0			
23-8-0		4-3-0	0-0-0		HOME		4-3-0		3-1-0		12-1-0			
15-10-0		0-5-0	0-0-0		AWAY		4-4-0		1-0-0		10-1-0			
4-3-0		1-3-0	0-0-0		NEUTRAL		1-0-0		2-0-0		0-0-0			
20-9-0		4-8-0	0-0-0		NON-CONFERENCE		2-1-0		2-0-0		12-0-0			
15-1-0		3-1-0	0-0-0		HOME		1-0-0		1-0-0		10-0-0			
4-6-0		0-5-0	0-0-		AWAY		1-1-0		1-0-0		2-0-0			
1-2-0		1-2-0	0-0-0		NEUTRAL		0-0-0		0-0-0		0-0-0			
22-12-0		1-3-0	0-0-0		CONFERENCE		7-6-0		4-1-0		10-2-0			
8-7-0		1-2-0	0-0-0		HOME		3-3-0		2-1-0		2-1-0			
11-4-0		0-0-0	0-0-0		AWAY		3-3-0		0-0-0		8-1-0			
3-1-0		0-1-0	0-0-0		NEUTRAL		1-0-0		2-0-0		0-0-0			
RPI	S	Opponent	Score		RPI	S	Opponent	Score		RPI	S	Opponent	Score	
9	A	Auburn	5	6						118	N	Texas St.	10	0
9	H	Auburn	9	5						118	N	Texas St.	5	1
10	A	Georgia	7	11						124	A	Jacksonville St.	16	13
11	A	Florida St.	4	9						124	H	Jacksonville St.	8	2
11	A	Florida St.	5	6						137	H	Georgia St.	2	5
11	A	Florida St.	3	7						137	H	Georgia St.	14	4
14	N	Duke	6	15						137	H	Georgia St.	8	3
14	N	Duke	6	0						167	H	Gardner-Webb	6	0
15	H	Tennessee Tech	13	12						167	H	Gardner-Webb	6	4
15	H	Tennessee Tech	10	7						167	H	Gardner-Webb	6	3
15	H	Tennessee Tech	6	10						177	A	Arkansas St.	13	10
18	N	Mississippi St.	8	9						177	A	Arkansas St.	12	9
25	H	Coastal Caro.	2	3						177	A	Arkansas St.	4	3
25	H	Coastal Caro.	4	2						180	A	Appalachian St.	6	2
25	H	Coastal Caro.	4	5						180	A	Appalachian St.	15	3
25	N	Coastal Caro.	6	11						180	A	Appalachian St.	2	5
										185	H	UT Arlington	11	16
										185	H	UT Arlington	7	6
										185	H	UT Arlington	8	4
										196	A	La. -Monroe	4	2
										196	A	La. -Monroe	7	2
										196	A	La. -Monroe	8	1
										201	A	UAB	4	1
										201	H	UAB	3	2
										236	A	Alabama St.	10	2
										236	H	Alabama St.	14	1
										267	H	UT Martin	14	2
										267	H	UT Martin	10	4
										267	H	UT Martin	6	2
										267	H	UT Martin	12	1
										286	H	Alabama A&M	10	2
LAST 10 GAMES														
14	N	Duke	6	15	58	N	Louisiana	10	1					
10	A	Georgia	7	11	118	N	Texas St.	5	1					
14	N	Duke	6	0	51	H	South Alabama	5	8					
25	N	Coastal Caro.	6	11	51	H	South Alabama	3	0					
118	N	Texas St.	10	0	51	H	South Alabama	11	1					

Non-Div. I Games:

Troy

Average RPI Win:		99	WON-LOST		WINNING		LAST 10		STRENGTH OF		OPP. STRENGTH		TEAM	ADJ		CONF.	ADJ CONF.	
Average RPI Loss:		65	RECORD		PCT. RANK		GAMES		SCHEDULE		OF SCHEDULE		RPI	RPI		RPI	RPI	
DIV. I ONLY			38-25-0		.60317		72		5-5-0		54		19		42		.55856	
DIV. I NON-CONF.			19-15-0		.55882		108		2-3-0		116		11		79		.52758	
TOTALS		RPI 1-25		RPI 26-50		W-L RECORDS		RPI 51-100		RPI 101-150		RPI 150+						
38-25-0		6-6-0		8-6-0		OVERALL		10-9-0		2-2-0		12-2-0						
22-6-0		0-0-0		3-3-0		HOME		5-0-0		2-2-0		12-1-0						
10-13-0		5-4-0		2-1-0		AWAY		3-7-0		0-0-0		0-1-0						
6-6-0		1-2-0		3-2-0		NEUTRAL		2-2-0		0-0-0		0-0-0						
19-15-0		0-4-0		4-3-0		NON-CONFERENCE		4-4-0		2-2-0		9-2-0						
13-3-0		0-0-0		0-0-0		HOME		2-0-0		2-2-0		9-1-0						
3-8-0		0-3-0		2-0-		AWAY		1-3-0		0-0-0		0-1-0						
3-4-0		0-1-0		2-2-0		NEUTRAL		1-1-0		0-0-0		0-0-0						
19-10-0		6-2-0		4-3-0		CONFERENCE		6-5-0		0-0-0		3-0-0						
9-3-0		0-0-0		3-3-0		HOME		3-0-0		0-0-0		3-0-0						
7-5-0		5-1-0		0-0-0		AWAY		2-4-0		0-0-0		0-0-0						
3-2-0		1-1-0		1-0-0		NEUTRAL		1-1-0		0-0-0		0-0-0						
RPI	S	Opponent		Score		RPI	S	Opponent		Score		RPI	S	Opponent		Score		
5	A	North Carolina		11	19	29	H	South Fla.		1	0	54	H	Houston Baptist		1	3	
5	A	North Carolina		3	4	29	H	South Fla.		9	8	54	H	San Diego		4	3	
16	A	East Carolina		3	1	29	H	South Fla.		6	9	54	H	San Diego		4	7	
16	A	East Carolina		5	4	31	N	Kentucky		2	14	55	A	San Diego		5	2	
16	A	East Carolina		6	5	32	N	Vanderbilt		4	9	55	H	Holy Cross		3	2	
16	N	East Carolina		1	12	40	N	Purdue		8	4	55	N	Holy Cross		2	3	
16	N	East Carolina		5	3	40	N	Purdue		9	1	79	A	Holy Cross		7	1	
18	N	Mississippi St.		2	3	44	A	Cal St. Fullerton		10	5	79	A	New Mexico		1	0	
19	A	Texas		4	9	44	A	Cal St. Fullerton		9	4	86	A	Columbia		6	2	
20	A	UConn		4	6	44	A	Cal St. Fullerton		1	2	86	A	Columbia		4	3	
20	A	UConn		10	1	45	H	UCF		6	3	86	A	McNeese		6	7	
20	A	UConn		6	5	45	H	UCF		4	6	86	A	McNeese		13	9	
						45	H	UCF		2	3	86	N	Memphis		3	0	
						45	N	UCF		6	2	86	N	Memphis		2	0	
												89	A	Memphis		9	3	
												89	H	Texas Southern		4	3	
												89	N	Lamar University		3	1	
												96	A	Prairie View		9	2	
												96	A					
												96	A					
LAST 10 GAMES																		
						5	A	North Carolina		11	19	16	N	East Carolina		5	3	
						40	N	Purdue		8	4	86	N	Tulane		18	7	
						5	A	North Carolina		3	4	45	N	UCF		6	2	
						40	N	Purdue		9	1	86	N	Tulane		6	11	
						16	N	East Carolina		1	12	79	A	Southeastern La.		4	5	

Non-Div. I Games:

Houston

Average RPI Win:		96	WON-LOST RECORD		WINNING PCT. RANK		LAST 10 GAMES		STRENGTH OF SCHEDULE		OPP. STRENGTH OF SCHEDULE		TEAM RPI		ADJ RPI		CONF. RPI		ADJ CONF. RPI	
DIV. I ONLY			38-25-0		.60317 72		5-5-0		32		21		43		.55768 43		2		2	
DIV. I NON-CONF.			22-12-0		.64706 57		2-2-0		66		34		46		.55228 46		2		2	
TOTALS		RPI 1-25		RPI 26-50		W-L RECORDS		RPI 51-100		RPI 101-150		RPI 150+								
38-25-0		4-7-0		7-8-0		OVERALL		11-6-0		7-2-0		9-2-0								
25-7-0		1-2-0		4-1-0		HOME		6-1-0		6-1-0		8-2-0								
8-10-0		1-3-0		2-3-0		AWAY		3-4-0		1-0-0		1-0-0								
5-8-0		2-2-0		1-4-0		NEUTRAL		2-1-0		0-1-0		0-0-0								
22-12-0		1-3-0		4-2-0		NON-CONFERENCE		4-3-0		4-2-0		9-2-0								
15-4-0		0-0-0		1-0-0		HOME		3-1-0		3-1-0		8-2-0								
4-4-0		0-1-0		2-0-		AWAY		0-1-0		1-0-0		1-0-0								
3-4-0		1-2-0		1-0-0		NEUTRAL		1-1-0		0-1-0		0-0-0								
16-13-0		3-4-0		3-6-0		CONFERENCE		7-3-0		3-0-0		0-0-0								
10-3-0		1-2-0		3-1-0		HOME		3-0-0		3-0-0		0-0-0								
4-6-0		1-2-0		0-1-0		AWAY		3-3-0		0-0-0		0-0-0								
2-4-0		1-0-0		0-4-0		NEUTRAL		1-0-0		0-0-0		0-0-0								
RPI	S	Opponent		Score		RPI	S	Opponent		Score		RPI	S	Opponent		Score				
8	A	Texas Tech		6	12	34	N	Indiana		6	3	51	N	South Alabama		5	6			
8	A	Texas Tech		12	5	35	H	Baylor		6	1	52	H	West Virginia		19	6			
8	A	Texas Tech		4	5	35	H	Baylor		4	2	52	H	West Virginia		10	2			
18	N	Mississippi St.		20	10	35	H	Baylor		5	4	52	H	West Virginia		2	1			
18	N	Mississippi St.		1	8	35	N	Baylor		0	4	54	A	Wichita St.		1	2			
18	N	Mississippi St.		5	13	35	N	Baylor		3	10	57	A	TCU		6	3			
19	H	Texas		6	0	36	A	Oklahoma St.		0	8	57	A	TCU		8	5			
19	H	Texas		3	5	36	H	Oklahoma St.		1	7	57	A	TCU		2	6			
19	H	Texas		6	7	36	N	Oklahoma St.		1	10	82	H	Alabama		1	13			
19	N	Texas		3	1	36	N	Oklahoma St.		2	9	82	H	Alabama		16	4			
25	A	Coastal Caro.		3	4	37	A	DBU		2	5	82	H	Alabama		2	1			
						37	H	DBU		15	3	90	N	Samford		4	0			
						45	A	UCF		4	5	93	A	Kansas		5	6			
						45	A	UCF		7	3	93	A	Kansas		5	6			
						45	A	UCF		7	4	93	A	Kansas		14	6			
												93	N	Kansas		4	2			
												93	N	Kansas		14	6			
												97	H	Little Rock		13	0			

Non-Div. I Games:

Oklahoma

Average RPI Win:		117	WON-LOST RECORD			WINNING PCT. RANK			LAST 10 GAMES			STRENGTH OF SCHEDULE			OPP. STRENGTH OF SCHEDULE			TEAM RPI			ADJ RPI			CONF. RPI			ADJ CONF. RPI			
DIV. I ONLY			36-25-0		.59016		82	7-3-0				34		55		44		.55757		44	14		14							
DIV. I NON-CONF.			17-17-0		.5		134	5-2-0				1		2		29		.5724		29	11		11							
TOTALS		RPI 1-25		RPI 26-50		W-L RECORDS		RPI 51-100		RPI 101-150		RPI 150+																		
36-25-0		3-7-0		3-4-0		OVERALL		3-4-0		19-6-0		8-4-0																		
17-12-0		0-1-0		2-4-0		HOME		0-1-0		11-4-0		4-2-0																		
18-13-0		3-6-0		0-0-0		AWAY		3-3-0		8-2-0		4-2-0																		
1-0-0		0-0-0		1-0-0		NEUTRAL		0-0-0		0-0-0		0-0-0																		
17-17-0		3-7-0		3-4-0		NON-CONFERENCE		3-4-0		8-2-0		0-0-0																		
7-7-0		0-1-0		2-4-0		HOME		0-1-0		5-1-0		0-0-0																		
9-10-0		3-6-0		0-0-		AWAY		3-3-0		3-1-0		0-0-0																		
1-0-0		0-0-0		1-0-0		NEUTRAL		0-0-0		0-0-0		0-0-0																		
19-8-0		0-0-0		0-0-0		CONFERENCE		0-0-0		11-4-0		8-4-0																		
10-5-0		0-0-0		0-0-0		HOME		0-0-0		6-3-0		4-2-0																		
9-3-0		0-0-0		0-0-0		AWAY		0-0-0		5-1-0		4-2-0																		
0-0-0		0-0-0		0-0-0		NEUTRAL		0-0-0		0-0-0		0-0-0																		
RPI	S	Opponent		Score		RPI	S	Opponent		Score		RPI	S	Opponent		Score		RPI	S	Opponent		Score								
2	A	Oregon St.		5	3	35	N	Bayl or		6	2	53	A	San Di ego St.		13	9	101	H	Pepperdi ne		3	2							
2	A	Oregon St.		4	5	42	H	Houston		4	9	53	A	San Di ego St.		3	6	107	A	UC Irvine		5	3							
2	A	Oregon St.		4	6	42	H	Houston		5	10	53	A	San Di ego St.		6	9	107	A	UC Irvine		8	3							
6	A	Stanford		5	2	42	H	Houston		2	1	66	H	Nevada		0	2	107	A	UC Irvine		7	6							
6	A	Stanford		2	1	49	H	Washi ngton		5	6	86	A	Tul ane		9	6	112	A	Long Beach St.		9	3							
6	A	Stanford		5	6	49	H	Washi ngton		5	8	86	A	Tul ane		9	3	112	A	Long Beach St.		10	9							
6	A	Stanford		3	5	49	H	Washi ngton		5	2	86	A	Tul ane		3	9	112	A	Long Beach St.		0	1							
6	A	Stanford		1	5													112	H	Long Beach St.		1	3							
22	A	UCLA		4	12													112	H	Long Beach St.		2	1							
22	H	UCLA		2	12													112	H	Long Beach St.		2	5							
																		119	H	CSUN		11	4							
																		119	H	CSUN		3	6							
																		119	H	CSUN		3	0							
																		121	A	Southern Cal i forni a		4	3							
																		121	H	Southern Cal i forni a		1	3							
																		122	H	Grand Canyon		2	0							
																		122	H	Grand Canyon		7	3							
																		122	H	Grand Canyon		10	2							
																		126	A	Ari zona St.		2	1							
																		126	A	Ari zona St.		7	6							
																		127	A	San Di ego		4	10							
																		127	H	San Di ego		9	3							
																		128	H	Cal Poly		6	3							
																		128	H	Cal Poly		5	4							
																		128	H	Cal Poly		5	1							
																		152	H	Hawai i		8	0							
																		152	H	Hawai i		6	3							
																		152	H	Hawai i		4	6							
																		183	A	UC Santa Barbara		1	2							
																		183	A	UC Santa Barbara		3	0							
																		183	A	UC Santa Barbara		5	6							
																		212	A	UC Davi s		5	0							
																		212	A	UC Davi s		5	4							
																		212	A	UC Davi s		5	0							

Non-Div. I Games:

Cal St. Fullerton

Cal St. Fullerton

RPI	S	Opponent	Score	
231	H	UC Ri versi de	3	2
231	H	UC Ri versi de	2	4
231	H	UC Ri versi de	10	6

Through Games Of June 28, 2018 (FINAL)																					
UCF				WON-LOST RECORD		WINNING PCT. RANK		LAST 10 GAMES		STRENGTH OF SCHEDULE		OPP. STRENGTH OF SCHEDULE		TEAM RPI		ADJ RPI		CONF. RPI		ADJ CONF. RPI	
DIV. I ONLY				35-21-0		.625 53		4-6-0		46		36		45		.55526 45		4		4	
DIV. I NON-CONF.				22-9-0		.70968 31		1-3-0		89		52		40		.55555 40		4		4	
TOTALS		RPI 1-25		RPI 26-50		W-L RECORDS		RPI 51-100		RPI 101-150		RPI 150+									
35-21-0		5-8-0		5-7-0		OVERALL		12-5-0		0-0-0		13-1-0									
26-9-0		3-2-0		2-2-0		HOME		11-5-0		0-0-0		10-0-0									
9-10-0		2-5-0		3-4-0		AWAY		1-0-0		0-0-0		3-1-0									
0-2-0		0-1-0		0-1-0		NEUTRAL		0-0-0		0-0-0		0-0-0									
22-9-0		3-3-0		2-3-0		NON-CONFERENCE		6-3-0		0-0-0		11-0-0									
19-5-0		2-0-0		2-2-0		HOME		5-3-0		0-0-0		10-0-0									
3-4-0		1-3-0		0-0-		AWAY		1-0-0		0-0-0		1-0-0									
0-0-0		0-0-0		0-0-0		NEUTRAL		0-0-0		0-0-0		0-0-0									
13-12-0		2-5-0		3-4-0		CONFERENCE		6-2-0		0-0-0		2-1-0									
7-4-0		1-2-0		0-0-0		HOME		6-2-0		0-0-0		0-0-0									
6-6-0		1-2-0		3-3-0		AWAY		0-0-0		0-0-0		2-1-0									
0-2-0		0-1-0		0-1-0		NEUTRAL		0-0-0		0-0-0		0-0-0									
RPI	S	Opponent		Score		RPI	S	Opponent		Score		RPI	S	Opponent		Score					
3	A	Florida		4	2	29	A	South Fla.		4	5	54	H	Wichita St.		8	4				
3	H	Florida		9	7	29	A	South Fla.		2	4	54	H	Wichita St.		4	5				
7	A	Stetson		0	1	29	A	South Fla.		1	0	54	H	Wichita St.		9	5				
7	H	Stetson		4	1	30	A	Fla. Atlantic		8	11	65	A	Miami (FL)		4	0				
11	A	Florida St.		4	6	30	H	Fla. Atlantic		2	1	65	H	Miami (FL)		3	4				
11	A	Florida St.		3	13	42	A	Houston		3	6	76	H	Wagner		12	0				
16	H	East Carolina		6	11	42	A	Houston		3	2	76	H	Wagner		6	3				
16	H	East Carolina		9	1	42	A	Houston		6	4	76	H	Wagner		10	8				
16	H	East Carolina		4	12	42	N	Houston		2	6	83	H	Virginia		6	3				
16	N	East Carolina		4	8	43	H	Oklahoma		5	4	85	H	Bradley		6	5				
20	A	UConn		10	8	43	H	Oklahoma		3	7	86	H	Tulane		7	6				
20	A	UConn		6	7	43	H	Oklahoma		4	7	86	H	Tulane		3	2				
20	A	UConn		2	6							89	H	Rice		4	5				
												90	H	Samford		4	5				
												96	H	Cincinnati		5	4				
												96	H	Cincinnati		6	9				
												96	H	Cincinnati		11	2				
						LAST 10 GAMES															
						42	N	Houston		2	6	43	H	Oklahoma		3	7				
						16	N	East Carolina		4	8	43	H	Oklahoma		5	4				
						86	H	Tulane		3	2	30	A	Fla. Atlantic		8	11				
						86	H	Tulane		7	6	42	A	Houston		3	6				
						43	H	Oklahoma		4	7	42	A	Houston		6	4				

UCF

Non-Div. I Games:

UCF

Average RPI Win:		130	WON-LOST RECORD		WINNING PCT. RANK		LAST 10 GAMES		STRENGTH OF SCHEDULE		OPP. STRENGTH OF SCHEDULE		TEAM RPI		ADJ RPI		CONF. RPI		ADJ CONF. RPI	
DIV. I ONLY			36-24-0		.674		74		31		89		46		.55458		46		6	
DIV. I NON-CONF.			20-12-0		.625		71		64		168		54		.54791		54		7	
TOTALS		RPI 1-25		RPI 26-50		W-L RECORDS		RPI 51-100		RPI 101-150		RPI 150+								
36-24-0		2-6-0		7-5-0		OVERALL		5-4-0		8-5-0		14-4-0								
16-7-0		1-2-0		4-2-0		HOME		0-0-0		6-2-0		5-1-0								
10-8-0		1-1-0		2-1-0		AWAY		3-3-0		0-1-0		4-2-0								
10-9-0		0-3-0		1-2-0		NEUTRAL		2-1-0		2-2-0		5-1-0								
20-12-0		1-3-0		1-1-0		NON-CONFERENCE		2-2-0		6-4-0		10-2-0								
9-2-0		0-0-0		0-0-0		HOME		0-0-0		4-1-0		5-1-0								
3-3-0		1-1-0		0-0-		AWAY		2-1-0		0-1-0		0-0-0								
8-7-0		0-2-0		1-1-0		NEUTRAL		0-1-0		2-2-0		5-1-0								
16-12-0		1-3-0		6-4-0		CONFERENCE		3-2-0		2-1-0		4-2-0								
7-5-0		1-2-0		4-2-0		HOME		0-0-0		2-1-0		0-0-0								
7-5-0		0-0-0		2-1-0		AWAY		1-2-0		0-0-0		4-2-0								
2-2-0		0-1-0		0-1-0		NEUTRAL		2-0-0		0-0-0		0-0-0								
RPI	S	Opponent		Score		RPI	S	Opponent		Score		RPI	S	Opponent		Score				
2	N	Oregon St.		1	6	28	N	South Carolina		3	8	60	A	UNCW		8	3			
2	N	Oregon St.		8	10	34	H	Indiana		0	4	60	A	UNCW		8	1			
12	H	Minnesota		6	5	34	H	Indiana		5	4	60	N	UNCW		3	4			
12	H	Minnesota		1	11	34	H	Indiana		6	5	63	N	Michigan		5	3			
12	H	Minnesota		1	2	38	N	Southern Miss.		9	6	78	A	Iowa		5	9			
12	N	Minnesota		1	8	40	H	Purdue		16	6	78	A	Iowa		2	1			
25	A	Coastal Caro.		8	10	40	H	Purdue		4	2	78	A	Iowa		1	2			
25	A	Coastal Caro.		7	5	40	H	Purdue		2	8	78	N	Iowa		2	0			
						40	N	Purdue		2	8	96	A	Cincinnati		4	14			
						50	A	Illinois		10	5									
						50	A	Illinois		6	5									
						50	A	Illinois		3	11									
LAST 10 GAMES																				
60	N	UNCW		3	4	40	N	Purdue		2	8	240	A	Penn St.		1	0			
28	N	South Carolina		3	8	193	A	Michigan St.		3	8	240	A	Penn St.		19	8			
12	N	Minnesota		1	8	193	A	Michigan St.		2	6	240	A	Penn St.		5	1			
63	N	Michigan		5	3	193	A	Michigan St.		10	8	263	H	Youngstown St.		12	3			
78	N	Iowa		2	0	96	A	Cincinnati		4	14	272	H	Ohio		4	0			

Non-Div. I Games:

Ohio St.

Average RPI Win:		120	WON-LOST		WINNING		LAST 10		STRENGTH OF		OPP. STRENGTH		TEAM	ADJ		CONF.	ADJ CONF.	
Average RPI Loss:		34	RECORD		PCT. RANK		GAMES		SCHEDULE		OF SCHEDULE		RPI	RPI		RPI	RPI	
DIV. I ONLY			34-22-0		.60714		65		4-6-0		64		11		47		.55411	
DIV. I NON-CONF.			22-3-0		.88		3		1-0-0		208		152		21		.58218	
TOTALS		RPI 1-25		RPI 26-50		W-L RECORDS		RPI 51-100		RPI 101-150		RPI 150+						
34-22-0		4-8-0		9-10-0		OVERALL		7-3-0		2-1-0		12-0-0						
22-8-0		2-4-0		3-1-0		HOME		5-3-0		0-0-0		12-0-0						
10-11-0		2-4-0		4-6-0		AWAY		2-0-0		2-1-0		0-0-0						
2-3-0		0-0-0		2-3-0		NEUTRAL		0-0-0		0-0-0		0-0-0						
22-3-0		0-0-0		4-2-0		NON-CONFERENCE		4-0-0		2-1-0		12-0-0						
15-0-0		0-0-0		1-0-0		HOME		2-0-0		0-0-0		12-0-0						
5-1-0		0-0-0		1-0-		AWAY		2-0-0		2-1-0		0-0-0						
2-2-0		0-0-0		2-2-0		NEUTRAL		0-0-0		0-0-0		0-0-0						
12-19-0		4-8-0		5-8-0		CONFERENCE		3-3-0		0-0-0		0-0-0						
7-8-0		2-4-0		2-1-0		HOME		3-3-0		0-0-0		0-0-0						
5-10-0		2-4-0		3-6-0		AWAY		0-0-0		0-0-0		0-0-0						
0-1-0		0-0-0		0-1-0		NEUTRAL		0-0-0		0-0-0		0-0-0						
RPI	S	Opponent		Score		RPI	S	Opponent		Score		RPI	S	Opponent		Score		
3	A	Florida		2 7		26	A	LSU		12 6		54	H	Wichita St.		9 4		
3	A	Florida		2 10		26	A	LSU		5 7		65	A	Miami (FL)		9 0		
3	A	Florida		1 3		26	A	LSU		2 4		73	H	Indiana St.		8 7		
9	A	Auburn		2 1		27	A	Missouri St.		8 6		75	H	Tennessee		1 2		
9	A	Auburn		2 5		27	H	Missouri St.		8 2		75	H	Tennessee		3 2		
9	A	Auburn		5 0		28	A	South Carolina		3 6		75	H	Tennessee		8 3		
10	H	Georgia		6 10		28	A	South Carolina		0 1		78	A	Iowa		17 16		
10	H	Georgia		3 5		28	A	South Carolina		5 3		82	H	Alabama		1 0		
10	H	Georgia		1 7		28	N	South Carolina		2 4		82	H	Alabama		1 2		
18	H	Mississippi St.		5 4		31	A	Kentucky		14 11		82	H	Alabama		1 5		
18	H	Mississippi St.		1 3		31	A	Kentucky		1 2								
18	H	Mississippi St.		4 1		31	A	Kentucky		10 11								
						32	H	Vanderbilt		2 6								
						32	H	Vanderbilt		2 1								
						32	H	Vanderbilt		3 1								
						39	N	Northeastern		20 1								
						39	N	Northeastern		8 10								
						39	N	Northeastern		5 2								
						39	N	Northeastern		2 4								
						LAST 10 GAMES												
						28	N	South Carolina		2 4		28	A	South Carolina		0 1		
						75	H	Tennessee		8 3		28	A	South Carolina		3 6		
						75	H	Tennessee		1 2		28	A	South Carolina		5 3		
						75	H	Tennessee		3 2		10	H	Georgia		1 7		
						73	H	Indiana St.		8 7		10	H	Georgia		3 5		

Non-Div. I Games:

Missouri

Average RPI Win:		125	WON-LOST RECORD		WINNING PCT. RANK		LAST 10 GAMES		STRENGTH OF SCHEDULE		OPP. STRENGTH OF SCHEDULE		TEAM RPI		ADJ RPI		CONF. RPI		ADJ CONF. RPI				
DIV. I ONLY			34-22-0		.60714 65		5-5-0		53		64		48		.55409 48		5		5				
DIV. I NON-CONF.			19-6-0		.76 22		1-0-0		46		174		16		.59105 16		5		5				
TOTALS		RPI 1-25		RPI 26-50		W-L RECORDS		RPI 51-100		RPI 101-150		RPI 150+											
34-22-0		5-6-0		0-4-0		OVERALL		9-5-0		8-3-0		12-4-0											
23-6-0		5-4-0		0-0-0		HOME		6-0-0		3-1-0		9-1-0											
10-13-0		0-1-0		0-3-0		AWAY		2-5-0		5-2-0		3-2-0											
1-3-0		0-1-0		0-1-0		NEUTRAL		1-0-0		0-0-0		0-1-0											
19-6-0		0-2-0		0-1-0		NON-CONFERENCE		7-1-0		3-1-0		9-1-0											
14-0-0		0-0-0		0-0-0		HOME		6-0-0		1-0-0		7-0-0											
4-3-0		0-1-0		0-0-		AWAY		0-1-0		2-1-0		2-0-0											
1-3-0		0-1-0		0-1-0		NEUTRAL		1-0-0		0-0-0		0-1-0											
15-16-0		5-4-0		0-3-0		CONFERENCE		2-4-0		5-2-0		3-3-0											
9-6-0		5-4-0		0-0-0		HOME		0-0-0		2-1-0		2-1-0											
6-10-0		0-0-0		0-3-0		AWAY		2-4-0		3-1-0		1-2-0											
0-0-0		0-0-0		0-0-0		NEUTRAL		0-0-0		0-0-0		0-0-0											
RPI	S	Opponent		Score		RPI	S	Opponent		Score		RPI	S	Opponent		Score							
1	N	Arkansas		0	1	49	A	Washington		1	7	53	A	San Di ego St.		2	3	114	A	Sacramento St.		5	2
2	H	Oregon St.		6	5	49	A	Washington		2	3	53	H	San Di ego St.		13	4	121	A	Southern Cal i forni a		4	2
2	H	Oregon St.		2	6	49	A	Washington		0	1	63	N	Mi chi gan		9	5	121	A	Southern Cal i forni a		2	12
2	H	Oregon St.		15	4	50	N	Illinois		3	4	72	A	Cal i forni a		3	9	121	A	Southern Cal i forni a		14	2
6	H	Stanford		2	8					72	A	Cal i forni a		6	16	122	A	Grand Canyon		16	1		
6	H	Stanford		2	7					72	A	Cal i forni a		11	12	122	H	Grand Canyon		20	6		
6	H	Stanford		7	8					87	H	New Mexico St.		5	4	126	A	Ari zona St.		6	2		
12	A	Mi nnesota		2	3					87	H	New Mexico St.		14	0	126	H	Ari zona St.		5	10		
22	H	UCLA		3	1					88	H	Bryant		4	0	126	H	Ari zona St.		10	9		
22	H	UCLA		2	0					88	H	Bryant		10	1	126	H	Ari zona St.		6	4		
22	H	UCLA		6	3					88	H	Bryant		5	1	127	A	San Di ego		3	5		
										92	A	Oregon		11	4	164	A	New Mexi co		16	6		
										92	A	Oregon		10	2	186	H	Washington St.		4	5		
										92	A	Oregon		1	2	186	H	Washi ngton St.		5	4		
																186	H	Washi ngton St.		9	2		
																188	H	Ni chol l s St.		11	5		
																188	H	Ni chol l s St.		9	3		
																188	H	Ni chol l s St.		11	3		
																190	H	BYU		6	1		
																193	N	Mi chi gan St.		2	3		
																208	A	Utah		18	12		
																208	A	Utah		4	5		
																208	A	Utah		2	3		
																238	H	North Dakota St.		13	3		
																238	H	North Dakota St.		9	4		
																238	H	North Dakota St.		11	2		
																245	A	Utah Val ley		7	6		
										</													

Average RPI Win:		97	WON-LOST RECORD		WINNING PCT. RANK	LAST 10 GAMES	STRENGTH OF SCHEDULE		OPP. STRENGTH OF SCHEDULE	TEAM RPI	ADJ RPI	CONF. RPI	ADJ CONF. RPI				
Average RPI Loss:		89															
DIV. I ONLY			35-26-0		.57377	96	29		35	49	.55345	49	5	5			
DIV. I NON-CONF.			15-15-0		.5	134	53		39	81	.52747	81	5	5			
TOTALS		RPI 1-25		RPI 26-50		W-L RECORDS		RPI 51-100		RPI 101-150		RPI 150+					
35-26-0		10-8-0		5-2-0		OVERALL		4-4-0		7-7-0		9-5-0					
16-13-0		5-4-0		3-0-0		HOME		3-1-0		1-3-0		4-5-0					
16-10-0		3-2-0		2-1-0		AWAY		1-3-0		6-4-0		4-0-0					
3-3-0		2-2-0		0-1-0		NEUTRAL		0-0-0		0-0-0		1-0-0					
15-15-0		5-3-0		2-2-0		NON-CONFERENCE		1-1-0		3-5-0		4-4-0					
5-9-0		1-2-0		0-0-0		HOME		1-0-0		1-3-0		2-4-0					
7-4-0		2-0-0		2-0-		AWAY		0-1-0		2-2-0		1-0-0					
3-2-0		2-1-0		0-1-0		NEUTRAL		0-0-0		0-0-0		1-0-0					
20-11-0		5-5-0		3-0-0		CONFERENCE		3-3-0		4-2-0		5-1-0					
11-4-0		4-2-0		3-0-0		HOME		2-1-0		0-0-0		2-1-0					
9-6-0		1-2-0		0-0-0		AWAY		1-2-0		4-2-0		3-0-0					
0-1-0		0-1-0		0-0-0		NEUTRAL		0-0-0		0-0-0		0-0-0					
RPI	S	Opponent		Score		RPI	S	Opponent		Score		RPI	S	Opponent		Score	
2	A	Oregon St.		2	5	44	A	Cal St. Fullerton		8	5	53	A	San Di ego St.		4	6
2	A	Oregon St.		8	4	44	A	Cal St. Fullerton		6	5	64	H	Gonzaga		5	3
2	A	Oregon St.		1	16	44	A	Cal St. Fullerton		2	5	72	A	Cal i forn i a		2	5
2	N	Oregon St.		5	14	48	H	Ari zona		1	0	72	A	Cal i forn i a		4	11
6	H	Stanford		4	2	48	H	Ari zona		7	1	72	A	Cal i forn i a		4	3
6	H	Stanford		5	6	48	H	Ari zona		3	2	92	H	Oregon		4	0
6	H	Stanford		7	0	50	N	Illinois		1	7	92	H	Oregon		2	1
12	A	Minnesota		6	4							92	H	Oregon		4	6
16	H	East Carolina		2	7												
16	H	East Carolina		1	5												
16	H	East Carolina		8	0												
18	N	Mississippi St.		0	1												
20	N	UConn		7	1												
20	N	UConn		9	6												
22	H	UCLA		13	6												
22	H	UCLA		3	7												
22	H	UCLA		6	4												
25	A	Coastal Caro.		11	6												
LAST 10 GAMES																	
						2	N	Oregon St.		5	14	20	N	UConn		9	6
						18	N	Mississippi St.		0	1	25	A	Coastal Caro.		11	6
						44	A	Cal St. Fullerton		6	5	20	N	UConn		7	1
						44	A	Cal St. Fullerton		2	5	6	H	Stanford		5	6
						44	A	Cal St. Fullerton		8	5	6	H	Stanford		4	2

Non-Div. I Games:

Washington

[illegible]

Non-Div. I Games:	Concordia Chicago	9	6
-------------------	-------------------	---	---

l l l i n o i s

Average RPI Win:		125	WON-LOST RECORD		WINNING PCT. RANK	LAST 10 GAMES	STRENGTH OF SCHEDULE		OPP. STRENGTH OF SCHEDULE	TEAM RPI	ADJ RPI	CONF. RPI	ADJ CONF. RPI				
DIV. I ONLY			32-25-0		.5614	105	51		45	51	.55118	51	8	8			
DIV. I NON-CONF.			10-11-0		.47619	158	11		6	45	.5526	45	6	6			
TOTALS		RPI 1-25		RPI 26-50		W-L RECORDS		RPI 51-100		RPI 101-150		RPI 150+					
32-25-0		1-10-0		3-5-0		OVERALL		9-4-0		9-3-0		10-3-0					
17-5-0		0-1-0		1-0-0		HOME		4-0-0		3-1-0		9-3-0					
10-17-0		1-7-0		1-4-0		AWAY		3-4-0		4-2-0		1-0-0					
5-3-0		0-2-0		1-1-0		NEUTRAL		2-0-0		2-0-0		0-0-0					
10-11-0		0-6-0		2-3-0		NON-CONFERENCE		1-1-0		6-1-0		1-0-0					
5-2-0		0-1-0		1-0-0		HOME		1-0-0		3-1-0		0-0-0					
2-8-0		0-5-0		0-0-		AWAY		0-1-0		1-0-0		1-0-0					
3-1-0		0-0-0		1-1-0		NEUTRAL		0-0-0		2-0-0		0-0-0					
22-14-0		1-4-0		1-2-0		CONFERENCE		8-3-0		3-2-0		9-3-0					
12-3-0		0-0-0		0-0-0		HOME		3-0-0		0-0-0		9-3-0					
8-9-0		1-2-0		1-2-0		AWAY		3-3-0		3-2-0		0-0-0					
2-2-0		0-2-0		0-0-0		NEUTRAL		2-0-0		0-0-0		0-0-0					
RPI	S	Opponent		Score		RPI	S	Opponent		Score		RPI	S	Opponent		Score	
8	A	Texas Tech		1	8	26	A	LSU		4	9	58	A	Louisiana		7	3
8	A	Texas Tech		2	14	34	N	Indiana		4	8	58	A	Louisiana		11	5
8	A	Texas Tech		2	5	38	A	Southern Miss.		3	5	58	A	Louisiana		1	2
8	A	Texas Tech		7	9	38	H	Southern Miss.		10	9	79	A	Southeastern La.		9	12
9	A	Auburn		4	10	41	A	Troy		8	5	79	H	Southeastern La.		6	1
9	H	Auburn		6	7	41	A	Troy		1	11	81	H	Ga. Southern		8	1
25	A	Coastal Caro.		0	12	41	A	Troy		0	3	81	H	Ga. Southern		9	6
25	A	Coastal Caro.		7	14	43	N	Oklahoma		6	5	81	H	Ga. Southern		11	3
25	A	Coastal Caro.		11	6							81	H	Ga. Southern		12	0
25	N	Coastal Caro.		4	16							81	N	Ga. Southern		5	3
25	N	Coastal Caro.		1	3							97	A	Little Rock		10	7
												97	A	Little Rock		4	7
												97	A	Little Rock		9	13
				</													

Non-Div. I Games:

South Alabama

Average RPI Win:		110	WON-LOST		WINNING		LAST 10		STRENGTH OF		OPP. STRENGTH		TEAM		ADJ		CONF.		ADJ CONF.				
Average RPI Loss:		58	RECORD		PCT. RANK		GAMES		SCHEDULE		OF SCHEDULE		RPI		RPI		RPI		RPI				
DIV. I ONLY			29-27-0		.51786		134		3-6-0		19		46		52		.54922		52				
DIV. I NON-CONF.			18-10-0		.64286		59		0-0-0		26		175		28		.57309		28				
TOTALS		RPI 1-25		RPI 26-50				W-L RECORDS				RPI 51-100				RPI 101-150				RPI 150+			
29-27-0		5-8-0		4-7-0				OVERALL				4-7-0				8-4-0				8-1-0			
15-8-0		2-1-0		2-4-0				HOME				2-1-0				8-2-0				1-0-0			
10-15-0		2-7-0		0-3-0				AWAY				2-4-0				0-0-0				6-1-0			
4-4-0		1-0-0		2-0-0				NEUTRAL				0-2-0				0-2-0				1-0-0			
18-10-0		1-5-0		1-0-0				NON-CONFERENCE				2-1-0				6-3-0				8-1-0			
9-2-0		0-0-0		0-0-0				HOME				2-1-0				6-1-0				1-0-0			
7-6-0		1-5-0		0-0-				AWAY				0-0-0				0-0-0				6-1-0			
2-2-0		0-0-0		1-0-0				NEUTRAL				0-0-0				0-2-0				1-0-0			
11-17-0		4-3-0		3-7-0				CONFERENCE				2-6-0				2-1-0				0-0-0			
6-6-0		2-1-0		2-4-0				HOME				0-0-0				2-1-0				0-0-0			
3-9-0		1-2-0		0-3-0				AWAY				2-4-0				0-0-0				0-0-0			
2-2-0		1-0-0		1-0-0				NEUTRAL				0-2-0				0-0-0				0-0-0			
RPI	S	Opponent		Score		RPI	S	Opponent		Score		RPI	S	Opponent		Score		RPI	S	Opponent		Score	
8	A	Texas Tech		1	0	35	H	Bayl or		2	6	57	A	TCU		5	8	104	H	Maryland		9	5
8	A	Texas Tech		5	8	35	H	Bayl or		1	4	57	A	TCU		4	3	108	H	Pittsburgh		12	1
8	A	Texas Tech		1	4	35	H	Bayl or		2	1	57	A	TCU		4	10	129	N	VCU		2	6
8	N	Texas Tech		12	4	36	H	Oklahoma St.		10	7	57	N	TCU		1	8	129	N	VCU		5	8
15	A	Tennessee Tech		0	8	36	H	Oklahoma St.		4	6	57	N	TCU		3	7	131	H	Kansas St.		8	5
15	A	Tennessee Tech		1	9	36	H	Oklahoma St.		4	7	74	H	UNLV		7	5	131	H	Kansas St.		4	7
19	H	Texas		8	6	36	N	Oklahoma St.		8	5	74	H	UNLV		4	11	131	H	Kansas St.		6	0
19	H	Texas		6	11	43	A	Oklahoma		2	10	74	H	UNLV		8	7	136	H	Canisius		9	2
19	H	Texas		8	3	43	A	Oklahoma		6	19	93	A	Kansas		3	13	136	H	Canisius		10	9
23	A	Jacksonville		4	7	43	A	Oklahoma		1	2	93	A	Kansas		3	13	136	H	Canisius		2	0
23	A	Jacksonville		1	2	50	N	Illinois		10	8	93	A	Kansas		21	3	136	H	Canisius		3	4
23	A	Jacksonville		5	4													146	H	Virginia Tech		10	5
25	A	Coastal Caro.		2	5													153	A	Middle Tenn.		10	4
																		153	A	Middle Tenn.		8	4
																		153	A	Middle Tenn.		7	8
																		203	A	Marshall		11	10
																		206	A	Western Ky.		11	9
																		206	A	Western Ky.		7	1
																		206	A	Western Ky.		7	5
																		240	N	Penn St.		3	2
																		250	H	Niagara		9	6
				</																			

Average RPI Win: 123		WON-LOST RECORD		WINNING PCT. RANK		LAST 10 GAMES		STRENGTH OF SCHEDULE		OPP. STRENGTH OF SCHEDULE		TEAM RPI		ADJ RPI		CONF. RPI		ADJ CONF. RPI					
DIV. I ONLY		39-21-0		.65 38		5-5-0		94		72		53		.54822 53		9		9					
DIV. I NON-CONF.		18-9-0		.66667 42		0-2-0		77		41		41		.5554 41		9		9					
TOTALS		RPI 1-25		RPI 26-50		W-L RECORDS		RPI 51-100		RPI 101-150		RPI 150+											
39-21-0		0-1-0		4-3-0		OVERALL		9-4-0		14-7-0		12-6-0											
22-10-0		0-1-0		4-1-0		HOME		4-0-0		6-5-0		8-3-0											
13-9-0		0-0-0		0-1-0		AWAY		3-3-0		6-2-0		4-3-0											
4-2-0		0-0-0		0-1-0		NEUTRAL		2-1-0		2-0-0		0-0-0											
18-9-0		0-1-0		4-3-0		NON-CONFERENCE		1-1-0		7-4-0		6-0-0											
12-4-0		0-1-0		4-1-0		HOME		1-0-0		2-2-0		5-0-0											
5-3-0		0-0-0		0-0-		AWAY		0-0-0		4-2-0		1-0-0											
1-2-0		0-0-0		0-1-0		NEUTRAL		0-1-0		1-0-0		0-0-0											
21-12-0		0-0-0		0-0-0		CONFERENCE		8-3-0		7-3-0		6-6-0											
10-6-0		0-0-0		0-0-0		HOME		3-0-0		4-3-0		3-3-0											
8-6-0		0-0-0		0-0-0		AWAY		3-3-0		2-0-0		3-3-0											
3-0-0		0-0-0		0-0-0		NEUTRAL		2-0-0		1-0-0		0-0-0											
RPI	S	Opponent		Score		RPI	S	Opponent		Score		RPI	S	Opponent		Score		RPI	S	Opponent		Score	
1	H	Arkansas		2	5	26	N	LSU		4	6	63	H	Mi chi gan		4	3	107	A	UC Irvine		4	9
						44	H	Cal St. Fullerton		6	3	66	A	Nevada		3	13	107	H	UC Irvine		2	10
						44	H	Cal St. Fullerton		9	6	66	A	Nevada		12	7	112	A	Long Beach St.		5	2
						44	H	Cal St. Fullerton		9	13	66	A	Nevada		10	12	112	N	Long Beach St.		5	1
						48	A	Ari zona		4	13	74	A	UNLV		17	8	119	H	CSUN		3	2
						48	H	Ari zona		3	2	74	A	UNLV		22	7	122	H	Grand Canyon		5	4
						49	H	Washi ngton		6	4	74	A	UNLV		3	4	127	A	San Di ego		9	3
												74	H	UNLV		7	6	127	H	San Di ego		2	3
												74	H	UNLV		1	0	128	A	Cal Poly		4	5
												74	H	UNLV		4	2	128	A	Cal Poly		9	7
												74	N	UNLV		4	3	128	A	Cal Poly		3	2
												74	N	UNLV		14	5	133	A	San Jose St.		7	2
												94	N	Northwestern St.		0	9	133	A	San Jose St.		11	1
																		133	H	San Jose St.		2	1
																		133	H	San Jose St.		16	4
																		133	H	San Jose St.		2	3
																		133	H	San Jose St.		4	6
																		133	N	San Jose St.		2	1
																		134	H	Fresno St.		7	0
																		134	H	Fresno St.		4	7
																		134	H	Fresno St.		3	2
																		155	A	Air Force		15	11
																		155	A	Air Force		7	12
																		155	A	Air Force		0	2
																		155	H	Air Force		3	7
																		155	H	Air Force		3	2
																		155	H	Air Force		3	2
																		164	A	New Mexi co		7	3
																		164	A	New Mexi co		3	4
																		164	A	New Mexi co		11	5
																		164	H	New Mexi co		5	9
																		164	H	New Mexi co		4	5
																		164	H	New Mexi co		3	2
																		183	H	UC Santa Barbara		7	5

TOTALS		RPI 1-25		RPI 26-50		W-L RECORDS		RPI 51-100		RPI 101-150		RPI 150+											
39-21-0		0-1-0		4-3-0		OVERALL		9-4-0		14-7-0		12-6-0											
22-10-0		0-1-0		4-1-0		HOME		4-0-0		6-5-0		8-3-0											
13-9-0		0-0-0		0-1-0		AWAY		3-3-0		6-2-0		4-3-0											
4-2-0		0-0-0		0-1-0		NEUTRAL		2-1-0		2-0-0		0-0-0											
18-9-0		0-1-0		4-3-0		NON-CONFERENCE		1-1-0		7-4-0		6-0-0											
12-4-0		0-1-0		4-1-0		HOME		1-0-0		2-2-0		5-0-0											
5-3-0		0-0-0		0-0-		AWAY		0-0-0		4-2-0		1-0-0											
1-2-0		0-0-0		0-1-0		NEUTRAL		0-1-0		1-0-0		0-0-0											
21-12-0		0-0-0		0-0-0		CONFERENCE		8-3-0		7-3-0		6-6-0											
10-6-0		0-0-0		0-0-0		HOME		3-0-0		4-3-0		3-3-0											
8-6-0		0-0-0		0-0-0		AWAY		3-3-0		2-0-0		3-3-0											
3-0-0		0-0-0		0-0-0		NEUTRAL		2-0-0		1-0-0		0-0-0											

Non-Div. I Games:

San Diego St.

RPI	S	Opponent	Score	
183	H	UC Santa Barbara	8	4
183	H	UC Santa Barbara	9	1
229	H	CSU Bakersfi el d	5	4
231	A	UC Ri versi de	19	1
231	H	UC Ri versi de	8	6

San Di ego St.

S
a
n
D
i
e
g
o
S
t
.

S
a
n
D
i
e
g
o
S
t
.

Average RPI Win: 134		WON-LOST	WINNING	LAST 10	STRENGTH OF		OPP. STRENGTH	TEAM	ADJ	CONF.	ADJ CONF.
Average RPI Loss: 63		RECORD	PCT. RANK	GAMES	SCHEDULE		OF SCHEDULE	RPI	RPI	RPI	RPI
DIV. I ONLY		35-21-1	.62281	55	4-5-1		87	39	54	.54669	54
DIV. I NON-CONF.		25-5-0	.83333	8	0-1-0		185	99	24	.57699	24
TOTALS		RPI 1-25	RPI 26-50		W-L RECORDS		RPI 51-100		RPI 101-150		RPI 150+
35-21-1		2-5-0	6-8-1		OVERALL		6-4-0		5-3-0		16-1-0
23-8-1		1-2-0	3-1-1		HOME		4-3-0		4-2-0		11-0-0
11-11-0		1-2-0	2-6-0		AWAY		2-1-0		1-1-0		5-1-0
1-2-0		0-1-0	1-1-0		NEUTRAL		0-0-0		0-0-0		0-0-0
25-5-0		0-0-0	3-1-0		NON-CONFERENCE		3-1-0		5-3-0		14-0-0
18-2-0		0-0-0	2-0-0		HOME		1-0-0		4-2-0		11-0-0
7-3-0		0-0-0	1-0-		AWAY		2-1-0		1-1-0		3-0-0
0-0-0		0-0-0	0-0-0		NEUTRAL		0-0-0		0-0-0		0-0-0
10-16-1		2-5-0	3-7-1		CONFERENCE		3-3-0		0-0-0		2-1-0
5-6-1		1-2-0	1-1-1		HOME		3-3-0		0-0-0		0-0-0
4-8-0		1-2-0	1-5-0		AWAY		0-0-0		0-0-0		2-1-0
1-2-0		0-1-0	1-1-0		NEUTRAL		0-0-0		0-0-0		0-0-0
RPI S	Opponent	Score	RPI S	Opponent	Score	RPI S	Opponent	Score	RPI S	Opponent	Score
16 A	East Carolina	14 3	29 H	South Fla.	6 9	62 A	Creighton	7 4	105 H	Nebraska	9 1
16 A	East Carolina	3 7	29 H	South Fla.	9 9	62 A	Creighton	1 3	105 H	Nebraska	9 10
16 A	East Carolina	0 5	29 H	South Fla.	17 2	86 H	Tulane	9 3	105 H	Nebraska	6 3
20 H	UConn	4 7	29 N	South Fla.	4 2	86 H	Tulane	4 19	131 H	Kansas St.	3 7
20 H	UConn	4 9	29 N	South Fla.	2 7	86 H	Tulane	8 2	132 A	Oral Roberts	1 2
20 H	UConn	15 7	36 A	Oklahoma St.	10 7	93 A	Kansas	14 5	132 H	Oral Roberts	2 1
20 N	UConn	5 7	36 H	Oklahoma St.	7 5	93 H	Kansas	11 0	143 A	Central Ark.	9 6
			42 A	Houston	1 3	96 H	Cincinnati	2 8	143 H	Central Ark.	8 2
			42 A	Houston	5 6	96 H	Cincinnati	9 1	151 H	Furman	11 1
			42 A	Houston	1 3	96 H	Cincinnati	1 5	151 H	Furman	14 3
			43 H	Oklahoma	2 1				151 H	Furman	3 1
			45 A	UCF	5 4				185 H	UT Arlington	12 3
			45 A	UCF	5 9				185 H	UT Arlington	5 4
			45 A	UCF	4 8				185 H	UT Arlington	5 1
			47 A	Missouri	4 9				189 A	McNeese	11 10
									189 A	McNeese	10 7
									189 A	McNeese	11 2
									192 A	Memphis	13 6
									192 A	Memphis	8 4
									192 A	Memphis	3 4
									222 H	SIUE	6 1
									250 H	South Dakota St.	10 0
									284 H	Omaha	3 0
									284 H	Omaha	6 2
									284 H	Omaha	4 3
			LAST 10 GAMES								
			29 N	South Fla.	2 7	192 A	Memphis	8 4			
			20 N	UConn	5 7	131 H	Kansas St.	3 7			
			29 N	South Fla.	4 2	29 H	South Fla.	9 9			
			192 A	Memphis	13 6	29 H	South Fla.	6 9			
			192 A	Memphis	3 4	29 H	South Fla.	17 2			

Non-Div. I Games:

Wichita St.

Average RPI Win: 156		WON-LOST	WINNING	LAST 10	STRENGTH OF		OPP. STRENGTH	TEAM	ADJ	CONF.	ADJ CONF.
Average RPI Loss: 88		RECORD	PCT. RANK	GAMES	SCHEDULE		OF SCHEDULE	RPI	RPI	RPI	RPI
DIV. I ONLY		39-20-0	.66102	31	6-4-0		90	120	55	.54641	55
DIV. I NON-CONF.		14-12-0	.53846	121	0-1-0		18	27	67	.53998	67
TOTALS		RPI 1-25	RPI 26-50		W-L RECORDS		RPI 51-100		RPI 101-150		RPI 150+
39-20-0		0-3-0	5-5-0		OVERALL		8-5-0		5-4-0		21-3-0
20-11-0		0-0-0	2-3-0		HOME		7-5-0		4-2-0		7-1-0
16-5-0		0-2-0	1-1-0		AWAY		1-0-0		0-0-0		14-2-0
3-4-0		0-1-0	2-1-0		NEUTRAL		0-0-0		1-2-0		0-0-0
14-12-0		0-3-0	5-5-0		NON-CONFERENCE		7-3-0		0-0-0		2-1-0
10-6-0		0-0-0	2-3-0		HOME		6-3-0		0-0-0		2-0-0
2-4-0		0-2-0	1-0-		AWAY		1-0-0		0-0-0		0-1-0
2-2-0		0-1-0	2-1-0		NEUTRAL		0-0-0		0-0-0		0-0-0
25-8-0		0-0-0	0-0-0		CONFERENCE		1-2-0		5-4-0		19-2-0
10-5-0		0-0-0	0-0-0		HOME		1-2-0		4-2-0		5-1-0
14-1-0		0-0-0	0-0-0		AWAY		0-0-0		0-0-0		14-1-0
1-2-0		0-0-0	0-0-0		NEUTRAL		0-0-0		1-2-0		0-0-0
RPI S	Opponent	Score	RPI S	Opponent	Score	RPI S	Opponent	Score	RPI S	Opponent	Score
17 A	Texas A&M	5 6	31 N	Kentucky	2 7	59 H	Kent St.	4 7	111 H	Houston Baptist	9 6
18 N	Mississippi St.	1 4	32 N	Vanderbilt	7 6	59 H	Kent St.	5 1	111 H	Houston Baptist	1 5
19 A	Texas	2 3	35 A	Baylor	7 2	59 H	Kent St.	12 6	111 H	Houston Baptist	7 5
			35 H	Baylor	2 4	69 H	Wright St.	9 1	111 N	Houston Baptist	4 6
			37 H	DBU	3 21	69 H	Wright St.	6 10	143 H	Central Ark.	5 3
			37 H	DBU	7 9	79 H	Southeastern La.	0 6	143 H	Central Ark.	7 3
			37 H	DBU	6 5	79 H	Southeastern La.	5 3	143 H	Central Ark.	2 13
			42 A	Houston	4 9	79 H	Southeastern La.	4 6	143 N	Central Ark.	4 2
			42 H	Houston	8 3	89 A	Rice	14 9	147 N	New Orleans	3 4
			42 N	Houston	8 7	89 H	Rice	3 5	157 A	A&M-Corpus Christi	9 0
						96 H	Cincinnati	10 6	157 A	A&M-Corpus Christi	3 1
						96 H	Cincinnati	3 2	157 A	A&M-Corpus Christi	5 3
						96 H	Cincinnati	5 3	185 A	UT Arlington	3 4
									188 A	Nicholls St.	3 4
									188 A	Nicholls St.	8 4
									188 A	Nicholls St.	7 5
									189 A	McNeese	7 4
									189 A	McNeese	9 4
									189 A	McNeese	4 3
									197 A	Incarnate Word	16 1
									197 A	Incarnate Word	7 3
									197 A	Incarnate Word	5 4
									224 A	Lamar University	5 2
									224 A	Lamar University	8 1
									224 A	Lamar University	3 1
									260 H	SFA	1 2
									260 H	SFA	8 7
									260 H	SFA	5 2
									274 H	Abilene Christian	7 6
									274 H	Abilene Christian	10 1
									274 H	Abilene Christian	10 0
									294 H	Prairie View	10 0
									294 H	Prairie View	12 1
			LAST 10 GAMES								
			111 N	Houston Baptist	4 6				197 A	Incarnate Word	5 4
			143 N	Central Ark.	4 2				17 A	Texas A&M	5 6
			147 N	New Orleans	3 4				111 H	Houston Baptist	9 6
			197 A	Incarnate Word	7 3				111 H	Houston Baptist	7 5
			197 A	Incarnate Word	16 1				111 H	Houston Baptist	1 5

Non-Div. I Games:

Sam Houston St.

Average RPI Win: 121		WON-LOST	WINNING	LAST 10	STRENGTH OF		OPP. STRENGTH	TEAM	ADJ	CONF.	ADJ CONF.
Average RPI Loss: 54		RECORD	PCT. RANK	GAMES	SCHEDULE		OF SCHEDULE	RPI	RPI	RPI	RPI
DIV. I ONLY		31-27-0	.53448	122	4-6-0		18	47	56	.54524	56
DIV. I NON-CONF.		17-9-0	.65385	54	1-1-0		45	196	59	.54464	58
TOTALS		RPI 1-25	RPI 26-50		W-L RECORDS		RPI 51-100		RPI 101-150		RPI 150+
31-27-0		7-16-0	0-0-0		OVERALL		8-4-0		6-6-0		10-1-0
25-10-0		6-4-0	0-0-0		HOME		6-2-0		3-3-0		10-1-0
6-14-0		1-10-0	0-0-0		AWAY		2-2-0		3-2-0		0-0-0
0-3-0		0-2-0	0-0-0		NEUTRAL		0-0-0		0-1-0		0-0-0
17-9-0		2-5-0	0-0-0		NON-CONFERENCE		2-1-0		3-2-0		10-1-0
14-6-0		2-2-0	0-0-0		HOME		1-1-0		1-2-0		10-1-0
3-2-0		0-2-0	0-0-		AWAY		1-0-0		2-0-0		0-0-0
0-1-0		0-1-0	0-0-0		NEUTRAL		0-0-0		0-0-0		0-0-0
14-18-0		5-11-0	0-0-0		CONFERENCE		6-3-0		3-4-0		0-0-0
11-4-0		4-2-0	0-0-0		HOME		5-1-0		2-1-0		0-0-0
3-12-0		1-8-0	0-0-0		AWAY		1-2-0		1-2-0		0-0-0
0-2-0		0-1-0	0-0-0		NEUTRAL		0-0-0		0-1-0		0-0-0
RPI S	Opponent	Score	RPI S	Opponent	Score	RPI S	Opponent	Score	RPI S	Opponent	Score
5 A	North Carolina	3 9				65 H	Miami (FL)	4 1	108 A	Pittsburgh	5 6
5 A	North Carolina	8 9				65 H	Miami (FL)	13 4	108 A	Pittsburgh	3 4
5 A	North Carolina	3 10				65 H	Miami (FL)	6 1	108 A	Pittsburgh	7 3
5 N	North Carolina	0 9				71 H	Wake Forest	5 1	108 N	Pittsburgh	1 2
9 A	Auburn	7 12				71 H	Wake Forest	3 6	125 H	Kennesaw St.	17 7
9 H	Auburn	6 4				71 H	Wake Forest	7 0	137 A	Georgia St.	12 6
10 A	Georgia	0 4				81 A	Ga. Southern	7 1	137 H	Georgia St.	2 5
10 H	Georgia	3 8				81 H	Ga. Southern	3 1	141 A	Mercer	16 8
10 N	Georgia	1 3				83 A	Virginia	4 8	141 H	Mercer	2 6
11 H	Florida St.	2 1				83 A	Virginia	5 1	146 H	Virginia Tech	16 9
11 H	Florida St.	16 3				83 A	Virginia	6 8	146 H	Virginia Tech	8 10
11 H	Florida St.	2 10				85 H	Bradley	7 10	146 H	Virginia Tech	10 6
12 H	Minnesota	3 2							200 H	Southeast Mo. St.	8 5
13 A	Clemson	2 13							205 H	UIC	5 0
13 A	Clemson	3 7							205 H	UIC	3 2
13 A	Clemson	2 3							205 H	UIC	5 12
14 H	Duke	5 12							213 H	Radford	11 8
14 H	Duke	20 7							213 H	Radford	4 0
14 H	Duke	9 6							213 H	Radford	6 5
20 H	UConn	7 9							247 H	Dartmouth	11 5
24 A	NC State	2 5							247 H	Dartmouth	12 9
24 A	NC State	13 4							247 H	Dartmouth	10 0
24 A	NC State	6 9							279 H	Ark. -Pine Bluff	8 0
			LAST 10 GAMES								
			108 N	Pittsburgh	1 2	200 H	Southeast Mo. St.	8 5			
			5 N	North Carolina	0 9	83 A	Virginia	4 8			
			14 H	Duke	5 12	83 A	Virginia	5 1			
			14 H	Duke	20 7	83 A	Virginia	6 8			
			14 H	Duke	9 6	10 N	Georgia	1 3			

Non-Div. I Games:

Georgia Tech

TCU

Average RPI Win:		129	WON-LOST RECORD		WINNING PCT. RANK		LAST 10 GAMES		STRENGTH OF SCHEDULE		OPP. STRENGTH OF SCHEDULE		TEAM RPI		ADJ RPI		CONF. RPI		ADJ CONF. RPI				
DIV. I ONLY			33-23-0		.58929 83		6-4-0		63		29		57		.54498 57		2		2				
DIV. I NON-CONF.			20-9-0		.68966 35		2-0-0		154		118		68		.53949 68		2		2				
TOTALS		RPI 1-25		RPI 26-50				W-L RECORDS		RPI 51-100				RPI 101-150				RPI 150+					
33-23-0		4-6-0		2-11-0				OVERALL		6-2-0				10-3-0				11-1-0					
22-9-0		3-3-0		2-2-0				HOME		2-1-0				7-2-0				8-1-0					
8-12-0		0-3-0		0-7-0				AWAY		2-1-0				3-1-0				3-0-0					
3-2-0		1-0-0		0-2-0				NEUTRAL		2-0-0				0-0-0				0-0-0					
20-9-0		1-2-0		1-2-0				NON-CONFERENCE		0-1-0				7-3-0				11-1-0					
14-5-0		1-2-0		1-0-0				HOME		0-0-0				4-2-0				8-1-0					
6-3-0		0-0-0		0-0-				AWAY		0-1-0				3-1-0				3-0-0					
0-1-0		0-0-0		0-1-0				NEUTRAL		0-0-0				0-0-0				0-0-0					
13-14-0		3-4-0		1-9-0				CONFERENCE		6-1-0				3-0-0				0-0-0					
8-4-0		2-1-0		1-2-0				HOME		2-1-0				3-0-0				0-0-0					
2-9-0		0-3-0		0-6-0				AWAY		2-0-0				0-0-0				0-0-0					
3-1-0		1-0-0		0-1-0				NEUTRAL		2-0-0				0-0-0				0-0-0					
RPI	S	Opponent		Score		RPI	S	Opponent		Score		RPI	S	Opponent		Score		RPI	S	Opponent		Score	
8	H	Texas Tech		0	6	32	N	Vanderbilt		4	7	52	H	West Virginia		3	4	107	H	UC Irvine		6	2
8	H	Texas Tech		9	5	35	A	Baylor		0	6	52	H	West Virginia		8	5	107	H	UC Irvine		4	3
8	H	Texas Tech		6	4	35	A	Baylor		3	4	52	H	West Virginia		10	4	107	H	UC Irvine		2	15
8	N	Texas Tech		12	2	35	A	Baylor		2	6	52	N	West Virginia		7	3	112	H	Long Beach St.		2	3
12	H	Minnesota		0	8	35	N	Baylor		5	6	52	N	West Virginia		8	1	112	H	Long Beach St.		8	3
12	H	Minnesota		5	4	36	A	Oklahoma St.		7	12	89	A	Rice		3	7	112	H	Long Beach St.		5	2
12	H	Minnesota		3	6	36	A	Oklahoma St.		8	9	93	A	Kansas		13	3	121	A	Southern California		10	1
19	A	Texas		3	5	36	A	Oklahoma St.		6	7	93	A	Kansas		4	2	122	A	Grand Canyon		8	9
19	A	Texas		3	7	37	A	DBU		2	3							122	A	Grand Canyon		3	2
19	A	Texas		2	3	37	H	DBU		7	0							122	A	Grand Canyon		14	6
						43	H	Oklahoma		3	6							131	H	Kansas St.		12	2
						43	H	Oklahoma		5	8							131	H	Kansas St.		6	0
						43	H	Oklahoma		6	2							131	H	Kansas St.		4	2
								LAST 10 GAMES										185	A	UT Arlington		11	7
						35	N	Baylor		5	6	19	A	Texas		3	7	185	H	UT Arlington		14	1
						52	N	West Virginia		7	3	19	A	Texas		3	5	185	H	UT Arlington		6	5
						52	N	West Virginia		8	1	19	A	Texas		2	3	224	H	Lamar University		11	0
						8	N	Texas Tech		12	2	260	A	SFA		8	4	224	H	Lamar University		4	3
						185	A	UT Arlington		11	7	52	H	West Virginia		8	5	224	H	Lamar University		2	0
																		235	H	UTRGV		7	2
																		260	A	SFA		8	4
																		260	H	SFA		15	5
																		274	A	Abilene Christian		4	0
																		274	H	Abilene Christian		2	4
																		279	H	Ark. -Pine Bluff		7	1

Non-Div. I Games:

TCU

Average RPI Win:	112	WON-LOST RECORD	WINNING PCT. RANK	LAST 10 GAMES	STRENGTH OF SCHEDULE	OPP. STRENGTH OF SCHEDULE	TEAM RPI	ADJ RPI	CONF. RPI	ADJ CONF. RPI		
DIV. I ONLY		34-25-0	.57627	94	6-4-0	59	49	58	.54452	58	8	8
DIV. I NON-CONF.		14-9-0	.6087	81	1-0-0	6	12	20	.58362	20	6	6
<hr/>												
TOTALS	RPI 1-25	RPI 26-50		W-L RECORDS		RPI 51-100		RPI 101-150		RPI 150+		
34-25-0	3-4-0	5-5-0		OVERALL		10-9-0		4-4-0		12-3-0		
18-10-0	2-1-0	2-2-0		HOME		6-6-0		1-0-0		7-1-0		
13-11-0	1-2-0	1-1-0		AWAY		3-3-0		3-3-0		5-2-0		
3-4-0	0-1-0	2-2-0		NEUTRAL		1-0-0		0-1-0		0-0-0		
14-9-0	1-3-0	4-2-0		NON-CONFERENCE		5-4-0		1-0-0		3-0-0		
7-3-0	0-0-0	1-0-0		HOME		3-3-0		1-0-0		2-0-0		
5-4-0	1-2-0	1-0-		AWAY		2-1-0		0-0-0		1-0-0		
2-2-0	0-1-0	2-1-0		NEUTRAL		0-0-0		0-0-0		0-0-0		
20-16-0	2-1-0	1-3-0		CONFERENCE		5-5-0		3-4-0		9-3-0		
11-7-0	2-1-0	1-2-0		HOME		3-3-0		0-0-0		5-1-0		
8-7-0	0-0-0	0-0-0		AWAY		1-2-0		3-3-0		4-2-0		
1-2-0	0-0-0	0-1-0		NEUTRAL		1-0-0		0-1-0		0-0-0		
RPI	S	Opponent	Score	RPI	S	Opponent	Score	RPI	S	Opponent	Score	
18	N	Mississippi St.	1 3	26	H	LSU	4 3	51	H	South Alabama	2 1	
19	A	Texas	3 5	26	N	LSU	3 1	51	H	South Alabama	5 11	
19	A	Texas	2 1	31	N	Kentucky	4 10	51	H	South Alabama	3 7	
19	A	Texas	0 3	32	N	Vanderbilt	3 0	61	A	Louisiana Tech	9 4	
25	H	Coastal Caro.	3 10	38	A	Southern Miss.	8 9	61	H	Louisiana Tech	2 15	
25	H	Coastal Caro.	12 6	38	A	Southern Miss.	7 4	61	H	Wright St.	3 4	
25	H	Coastal Caro.	5 1	41	H	Troy	4 3	69	H	Wright St.	6 3	
				41	H	Troy	2 6	69	H	Wright St.	2 8	
				41	H	Troy	5 8	79	A	Southeastern La.	2 5	
				41	N	Troy	1 10	79	H	Southeastern La.	4 3	
								81	A	Ga. Southern	4 5	
								81	A	Ga. Southern	3 6	
								81	A	Ga. Southern	11 2	
								86	A	Tulane	5 2	
								86	H	Tulane	7 6	
								97	H	Little Rock	1 0	
								97	H	Little Rock	4 0	
								97	H	Little Rock	7 9	
								97	N	Little Rock	19 16	

Non-Div. I Games:

Loui si ana

Average RPI Win:		192	WON-LOST RECORD		WINNING PCT. RANK		LAST 10 GAMES		STRENGTH OF SCHEDULE		OPP. STRENGTH OF SCHEDULE		TEAM RPI		ADJ RPI		CONF. RPI		ADJ CONF. RPI					
DIV. I ONLY			39-18-0		.68421		25		6-4-0		177		194		60		.54356		59		22		22	
DIV. I NON-CONF.			17-10-0		.62963		67		2-2-0		118		63		35		.56843		35		25		25	
TOTALS		RPI 1-25		RPI 26-50		W-L RECORDS		RPI 51-100		RPI 101-150		RPI 150+												
39-18-0		1-4-0		0-0-0		OVERALL		2-3-0		9-5-0		27-6-0												
13-5-0		0-0-0		0-0-0		HOME		0-0-0		3-2-0		10-3-0												
22-11-0		1-2-0		0-0-0		AWAY		1-3-0		4-3-0		16-3-0												
4-2-0		0-2-0		0-0-0		NEUTRAL		1-0-0		2-0-0		1-0-0												
17-10-0		1-4-0		0-0-0		NON-CONFERENCE		2-3-0		5-1-0		9-2-0												
3-0-0		0-0-0		0-0-0		HOME		0-0-0		2-0-0		1-0-0												
13-8-0		1-2-0		0-0-		AWAY		1-3-0		3-1-0		8-2-0												
1-2-0		0-2-0		0-0-0		NEUTRAL		1-0-0		0-0-0		0-0-0												
22-8-0		0-0-0		0-0-0		CONFERENCE		0-0-0		4-4-0		18-4-0												
10-5-0		0-0-0		0-0-0		HOME		0-0-0		1-2-0		9-3-0												
9-3-0		0-0-0		0-0-0		AWAY		0-0-0		1-2-0		8-1-0												
3-0-0		0-0-0		0-0-0		NEUTRAL		0-0-0		2-0-0		1-0-0												
RPI	S	Opponent		Score		RPI	S	Opponent		Score		RPI	S	Opponent		Score								
1	A	Arkansas		2	7					55	A	Sam Houston St.	7	4	102	A	Notre Dame	4	1					
1	A	Arkansas		10	4					55	A	Sam Houston St.	1	5	102	A	Notre Dame	1	2					
1	A	Arkansas		4	11					55	A	Sam Houston St.	6	12	108	A	Pittsburgh	4	1					
21	N	Louisville		6	13					69	A	Wright St.	6	8	108	H	Pittsburgh	2	0					
21	N	Louisville		6	12					87	N	New Mexico St.	2	1	136	A	Canisius	10	1					
															136	H	Canisius	13	11					
															149	A	Miami (OH)	7	1					
															149	A	Miami (OH)	3	10					
															149	A	Miami (OH)	2	5					
															149	N	Miami (OH)	14	0					
															149	N	Miami (OH)	7	2					
															150	H	Ball St.	11	0					
															150	H	Ball St.	2	7					
															150	H	Ball St.	1	5					
															153	A	Middle Tenn.	14	5					
															176	A	Lipscomb	3	1					
															199	A	Winthrop	2	8					
															199	A	Winthrop	9	1					
															199	A	Winthrop	7	5					
															204	A	Central Mich.	1	5					
															204	A	Central Mich.	11	3					
															204	A	Central Mich.	19	3					
															204	N	Central Mich.	8	7					
															207	A	Western Mich.	8	3					
															207	A	Western Mich.	12	6					
															207	A	Western Mich.	6	2					
															217	A	Toledo	3	1					
															217	A	Toledo	13	3					
															217	A	Toledo	4	2					
															218	H	Eastern Mich.	4	8					
															218	H	Eastern Mich.	6	4					
															218	H	Eastern Mich.	6	3					
															234	H	Northern Ill.	7	1					
															234	H	Northern Ill.	14	0					
LAST 10 GAMES																								
						21	N	Louisville	6	12					204	N	Central Mich.	8	7					
						87	N	New Mexico St.	2	1					149	A	Miami (OH)	2	5					
						21	N	Louisville	6	13					149	A	Miami (OH)	7	1					
															149	A	Miami (OH)	3	10					
						149	N	Miami (OH)	14	0					263	A	Youngstown St.	5	1					
						149	N	Miami (OH)	7	2														

Non-Div. I Games: Walsh 12 3

Kent St.

RPI	S	Opponent	Score	
234	H	Northern Ill.	7	2
241	A	Western Caro.	6	4
241	A	Western Caro.	7	4
241	A	Western Caro.	2	9
263	A	Youngstown St.	5	1
263	H	Youngstown St.	7	2
266	A	Bel mont	17	3
272	H	Ohi o	4	6
272	H	Ohi o	3	5
272	H	Ohi o	5	3
282	H	Bowl ing Green	12	0
282	H	Bowl ing Green	8	1
282	H	Bowl ing Green	11	0

Kent St.

K
e
n
t
s
t
.

K
e
n
t
s
t
.

Average RPI Win:		146	WON-LOST RECORD		WINNING PCT. RANK		LAST 10 GAMES		STRENGTH OF SCHEDULE		OPP. STRENGTH OF SCHEDULE		TEAM RPI		ADJ RPI		CONF. RPI		ADJ CONF. RPI				
DIV. I ONLY			39-23-0		.62903 51		6-4-0		81		90		61		.54257 60		13		13				
DIV. I NON-CONF.			21-13-0		.61765 77		2-2-0		74		49		70		.53768 70		15		15				
TOTALS		RPI 1-25		RPI 26-50				W-L RECORDS		RPI 51-100				RPI 101-150				RPI 150+					
39-23-0		4-5-0		5-5-0				OVERALL		2-3-0				9-4-0				19-6-0					
21-13-0		2-2-0		0-2-0				HOME		2-3-0				2-3-0				15-3-0					
13-8-0		2-3-0		2-1-0				AWAY		0-0-0				6-1-0				3-3-0					
5-2-0		0-0-0		3-2-0				NEUTRAL		0-0-0				1-0-0				1-0-0					
21-13-0		4-5-0		1-3-0				NON-CONFERENCE		1-2-0				4-2-0				11-1-0					
15-8-0		2-2-0		0-2-0				HOME		1-2-0				1-1-0				11-1-0					
5-4-0		2-3-0		0-0-				AWAY		0-0-0				3-1-0				0-0-0					
1-1-0		0-0-0		1-1-0				NEUTRAL		0-0-0				0-0-0				0-0-0					
18-10-0		0-0-0		4-2-0				CONFERENCE		1-1-0				5-2-0				8-5-0					
6-5-0		0-0-0		0-0-0				HOME		1-1-0				1-2-0				4-2-0					
8-4-0		0-0-0		2-1-0				AWAY		0-0-0				3-0-0				3-3-0					
4-1-0		0-0-0		2-1-0				NEUTRAL		0-0-0				1-0-0				1-0-0					
RPI	S	Opponent		Score		RPI	S	Opponent		Score		RPI	S	Opponent		Score		RPI	S	Opponent		Score	
5	A	North Carolina		5	4	28	N	South Carolina		4	8	68	H	Col. of Charleston		6	5	109	A	Campbell I		8	3
5	H	North Carolina		4	2	39	A	Northeastern		6	4	68	H	Col. of Charleston		5	6	109	H	Campbell I		14	4
16	A	East Carolina		4	6	39	A	Northeastern		4	7	91	H	Wofford		4	5	110	H	El on		6	5
16	A	East Carolina		9	7	39	A	Northeastern		7	6	91	H	Wofford		1	13	110	H	El on		2	6
16	A	East Carolina		7	16	39	N	Northeastern		9	2	91	H	Wofford		4	3	110	H	El on		0	4
16	H	East Carolina		4	5	39	N	Northeastern		2	3							110	N	El on		11	3
24	H	NC State		3	8	39	N	Northeastern		7	4							120	H	Butler		2	6
25	A	Coastal Caro.		5	10	46	H	Ohio St.		3	8							126	A	Arizona St.		9	0
25	H	Coastal Caro.		2	1	46	H	Ohio St.		1	8							126	A	Arizona St.		3	1
						46	N	Ohio St.		4	3							126	A	Arizona St.		4	9
																		145	A	James Madison		5	2
																		145	A	James Madison		5	4
																		145	A	James Madison		7	6
																		156	H	Hofstra		6	2
																		156	H	Hofstra		5	3
																		156	H	Hofstra		3	5
																		158	A	Del aware		10	0
																		158	A	Del aware		3	5
																		158	A	Del aware		1	5
																		158	N	Del aware		2	1
																		175	H	Eastern Ky.		5	4
																		180	H	Appal achi an St.		2	1
																		180	H	Appal achi an St.		2	0
																		180	H	Appal achi an St.		2	6
																		202	H	Lehi gh		5	4
																		223	H	Qui nni pi ac		6	3
																		223	H	Qui nni pi ac		19	0
																		223	H	Qui nni pi ac		12	3
																		242	A	William & Mary		3	7
																		242	A	William & Mary		7	2
																		242	A	William & Mary		3	2
																		269	H	Pri nceton		7	5
																		269	H	Pri nceton		9	8
																		269	H	Pri nceton		11	1

TOTALS		RPI 1-25		RPI 26-50				W-L RECORDS		RPI 51-100				RPI 101-150				RPI 150+					
39-23-0		4-5-0		5-5-0				OVERALL		2-3-0				9-4-0				19-6-0					
21-13-0		2-2-0		0-2-0				HOME		2-3-0				2-3-0				15-3-0					
13-8-0		2-3-0		2-1-0				AWAY		0-0-0				6-1-0				3-3-0					
5-2-0		0-0-0		3-2-0				NEUTRAL		0-0-0				1-0-0				1-0-0					
21-13-0		4-5-0		1-3-0				NON-CONFERENCE		1-2-0				4-2-0				11-1-0					
15-8-0		2-2-0		0-2-0				HOME		1-2-0				1-1-0				11-1-0					
5-4-0		2-3-0		0-0-				AWAY		0-0-0				3-1-0				0-0-0					
1-1-0		0-0-0		1-1-0				NEUTRAL		0-0-0				0-0-0				0-0-0					
18-10-0		0-0-0		4-2-0				CONFERENCE		1-1-0				5-2-0				8-5-0					
6-5-0		0-0-0		0-0-0				HOME		1-1-0				1-2-0				4-2-0					
8-4-0		0-0-0		2-1-0				AWAY		0-0-0				3-0-0				3-3-0					
4-1-0		0-0-0		2-1-0				NEUTRAL		0-0-0				1-0-0				1-0-0					
RPI	S	Opponent		Score		RPI	S	Opponent		Score		RPI	S	Opponent		Score		RPI	S	Opponent		Score	
5	A	North Carolina		5	4	28	N	South Carolina		4	8	68	H	Col. of Charleston		6	5	109	A	Campbell I		8	3
5	H	North Carolina		4	2	39	A	Northeastern		6	4	68	H	Col. of Charleston		5	6	109	H	Campbell I		14	4
16	A	East Carolina		4	6	39	A	Northeastern		4	7	91	H	Wofford		4	5	110	H	El on		6	5
16	A	East Carolina		9	7	39	A	Northeastern		7	6	91	H	Wofford		1	13	110	H	El on		2	6
16	A	East Carolina		7	16	39	N	Northeastern		9	2	91	H	Wofford		4	3	110	H	El on		0	4
16	H	East Carolina		4	5	39	N	Northeastern		2	3							110	N	El on		11	3
24	H	NC State		3	8	39	N	Northeastern		7	4							120	H	Butler		2	6
25	A	Coastal Caro.		5	10	46	H	Ohio St.		3	8							126	A	Arizona St.		9	0
25	H	Coastal Caro.		2	1	46	H	Ohio St.		1	8							126	A	Arizona St.		3	1
						46	N	Ohio St.		4	3							126	A	Arizona St.		4	9
																		145	A	James Madison		5	2
																		145	A	James Madison		5	4
																		145	A	James Madison		7	6
																		156	H	Hofstra		6	2
																		156	H	Hofstra		5	3
																		156	H	Hofstra		3	5
																		158	A	Del aware		10	0
																		158	A	Del aware		3	5
																		158	A	Del aware		1	5
																		158	N	Del aware		2	1
																		175	H	Eastern Ky.		5	4
																		180	H	Appal achi an St.		2	1
																		180	H	Appal achi an St.		2	0
																		180	H	Appal achi an St.		2	6
																		202	H	Lehi gh		5	4
																		223	H	Qui nni pi ac		6	3
																		223	H	Qui nni pi ac		19	0
																		223	H	Qui nni pi ac		12	3
																		242	A	William & Mary		3	7
																		242	A	William & Mary		7	2
																		242	A	William & Mary		3	2
																		269	H	Pri nceton		7	5
																		269	H	Pri nceton		9	8
																		269	H	Pri nceton		11	1

TOTALS		RPI 1-25		RPI 26-50				W-L RECORDS		RPI 51-100				RPI 101-150				RPI 150+					
39-23-0		4-5-0		5-5-0				OVERALL		2-3-0				9-4-0				19-6-0					
21-13-0		2-2-0		0-2-0				HOME		2-3-0				2-3-0				15-3-0					
13-8-0		2-3-0		2-1-0				AWAY		0-0-0				6-1-0				3-3-0					
5-2-0		0-0-0		3-2-0				NEUTRAL		0-0-0				1-0-0				1-0-0					
21-13-0		4-5-0		1-3-0				NON-CONFERENCE		1-2-0				4-2-0				11-1-0					
15-8-0		2-2-0		0-2-0				HOME		1-2-0				1-1-0				11-1-0					
5-4-0		2-3-0		0-0-				AWAY		0-0-0				3-1-0				0-0-0					
1-1-0		0-0-0		1-1-0				NEUTRAL		0-0-0				0-0-0				0-0-0					
18-10-0		0-0-0		4-2-0				CONFERENCE		1-1-0				5-2-0				8-5-0					
6-5-0		0-0-0		0-0-0				HOME		1-1-0				1-2-0				4-2-0					
8-4-0		0-0-0		2-1-0				AWAY															

Non-Div. I Games:

UNCW

RPI	S	Opponent	Score	
269	H	Princeton	8	5
273	H	Towson	3	14
273	H	Towson	5	2
273	H	Towson	5	1

UNCW

U
N
C
W

U
N
C
W

Average RPI Win:		151	WON-LOST RECORD		WINNING PCT. RANK		LAST 10 GAMES		STRENGTH OF SCHEDULE		OPP. STRENGTH OF SCHEDULE		TEAM RPI		ADJ RPI		CONF. RPI		ADJ CONF. RPI				
DIV. I ONLY			39-20-0		.66102 31		7-3-0		145		92		62		.54256 61		11		11				
DIV. I NON-CONF.			17-9-0		.65385 54		1-0-0		130		114		60		.54411 59		12		12				
TOTALS		RPI 1-25		RPI 26-50				W-L RECORDS				RPI 51-100				RPI 101-150				RPI 150+			
39-20-0		1-0-0		2-4-0				OVERALL				9-8-0				8-3-0				19-5-0			
18-9-0		0-0-0		0-0-0				HOME				4-5-0				5-1-0				9-3-0			
18-8-0		0-0-0		2-2-0				AWAY				4-2-0				2-2-0				10-2-0			
3-3-0		1-0-0		0-2-0				NEUTRAL				1-1-0				1-0-0				0-0-0			
17-9-0		1-0-0		0-2-0				NON-CONFERENCE				3-4-0				5-2-0				8-1-0			
8-4-0		0-0-0		0-0-0				HOME				0-3-0				3-0-0				5-1-0			
7-4-0		0-0-0		0-0-				AWAY				2-1-0				2-2-0				3-0-0			
2-1-0		1-0-0		0-1-0				NEUTRAL				1-0-0				0-0-0				0-0-0			
22-11-0		0-0-0		2-2-0				CONFERENCE				6-4-0				3-1-0				11-4-0			
10-5-0		0-0-0		0-0-0				HOME				4-2-0				2-1-0				4-2-0			
11-4-0		0-0-0		2-1-0				AWAY				2-1-0				0-0-0				7-2-0			
1-2-0		0-0-0		0-1-0				NEUTRAL				0-1-0				1-0-0				0-0-0			
RPI	S	Opponent		Score		RPI	S	Opponent		Score		RPI	S	Opponent		Score		RPI	S	Opponent		Score	
17	N	Texas A&M		4	2	26	A	LSU		0	2	58	A	Louisiana		15	2	101	A	Pepperdine		3	2
						30	N	Fla. Atlantic		6	8	58	H	Louisiana		4	9	101	A	Pepperdine		1	2
						35	N	Baylor		1	6	72	N	California		10	6	101	A	Pepperdine		9	3
						38	A	Southern Miss.		8	3	80	H	Charlotte		10	6	101	A	Pepperdine		0	1
						38	A	Southern Miss.		1	16	80	H	Charlotte		4	6	111	H	Houston Baptist		5	3
						38	A	Southern Miss.		10	6	80	H	Charlotte		1	9	111	H	Houston Baptist		3	1
												89	H	Rice		7	3	111	H	Houston Baptist		9	3
												89	H	Rice		8	2	135	H	FIU		7	9
												89	H	Rice		6	4	135	H	FIU		7	6
												89	N	Rice		2	6	135	H	FIU		3	0
												94	A	Northwestern St.		6	3	135	N	FIU		7	5
												94	H	Northwestern St.		4	6	153	H	Middle Tenn.		15	12
												97	A	Little Rock		1	2	153	H	Middle Tenn.		6	7
												97	H	Little Rock		1	2	153	H	Middle Tenn.		4	6
												98	A	UTSA		13	0	189	A	McNeese		9	2
												98	A	UTSA		8	7	189	H	McNeese		5	1
												98	A	UTSA		3	4	196	A	La. -Monroe		7	0
																		196	H	La. -Monroe		6	1
																		201	A	UAB		9	4
																		201	A	UAB		0	3
																		201	A	UAB		7	6
																		203	A	Marshall		12	3
																		203	A	Marshall		15	2
																		203	A	Marshall		10	6
																		206	A	Western Ky.		1	6
																		206	A	Western Ky.		4	2
																		206	A	Western Ky.		13	4
																		222	H	SIUE		4	1
																		222	H	SIUE		13	1
																		222	H	SIUE		2	5
																		248	H	Old Dominion		11	3
																		248	H	Old Dominion		3	2
																		248	H	Old Dominion		11	8
																		271	A	Grambling		12	1
																		271	A	Grambling		12	1

Louisi ana Tech

[illegible]

Non-Div. I Games:

Creighton

Average RPI Win: Average RPI Loss:	178 72	WON-LOST RECORD		WINNING PCT. RANK		LAST 10 GAMES		STRENGTH OF SCHEDULE		OPP. STRENGTH OF SCHEDULE		TEAM RPI		ADJ RPI		CONF. RPI		ADJ CONF. RPI
DIV. I ONLY		33-20-0		.62264	56	3-7-0		122		109		59		.54193	63	6		6
DIV. I NON-CONF.		16-10-0		.61538	78	0-0-0		111		153		58		.5437	60	7		7
<hr/>																		
TOTALS		RPI 1-25		RPI 26-50		W-L RECORDS		RPI 51-100		RPI 101-150		RPI 150+						
33-20-0		1-3-0		1-8-0		OVERALL		4-4-0		2-2-0		25-3-0						
18-2-0		0-0-0		1-2-0		HOME		0-0-0		2-0-0		15-0-0						
12-13-0		1-3-0		0-3-0		AWAY		1-3-0		0-1-0		10-3-0						
3-5-0		0-0-0		0-3-0		NEUTRAL		3-1-0		0-1-0		0-0-0						
16-10-0		1-3-0		0-1-0		NON-CONFERENCE		2-2-0		0-2-0		13-2-0						
10-0-0		0-0-0		0-0-0		HOME		0-0-0		0-0-0		10-0-0						
4-7-0		1-3-0		0-0-		AWAY		0-1-0		0-1-0		3-2-0						
2-3-0		0-0-0		0-1-0		NEUTRAL		2-1-0		0-1-0		0-0-0						
17-10-0		0-0-0		1-7-0		CONFERENCE		2-2-0		2-0-0		12-1-0						
8-2-0		0-0-0		1-2-0		HOME		0-0-0		2-0-0		5-0-0						
8-6-0		0-0-0		0-3-0		AWAY		1-2-0		0-0-0		7-1-0						
1-2-0		0-0-0		0-2-0		NEUTRAL		1-0-0		0-0-0		0-0-0						
RPI	S	Opponent	Score	RPI	S	Opponent	Score	RPI	S	Opponent	Score	RPI	S	Opponent	Score			
6	A	Stanford	0 7	40	A	Purdue	0 3	53	A	San Diego St.	3 4	104	H	Maryland	6 3			
6	A	Stanford	4 7	40	A	Purdue	1 2	77	N	Army West Point	3 4	104	H	Maryland	10 4			
6	A	Stanford	2 3	40	A	Purdue	3 6	77	N	Army West Point	7 3	127	A	San Diego	1 5			
6	A	Stanford	5 0	40	N	Purdue	4 5	77	N	Army West Point	12 6	128	N	Cal Poly	1 8			
				46	N	Ohio St.	3 5	78	A	Iowa	2 4	158	H	Del aware	11 0			
				48	N	Ari zona	5 9	78	A	Iowa	10 2	158	H	Del aware	4 2			
				50	H	Illinois	5 4	78	A	Iowa	5 7	158	H	Del aware	6 2			
				50	H	Illinois	4 10	78	N	Iowa	2 1	166	A	Rutgers	9 4			
				50	H	Illinois	3 10					166	A	Rutgers	9 15			
												166	A	Rutgers	6 1			
												176	A	Lipscomb	2 4			
												176	A	Lipscomb	16 11			
												176	A	Lipscomb	4 7			
												193	A	Michigan St.	10 2			
												193	A	Michigan St.	3 1			
												193	H	Michigan St.	12 3			
												193	H	Michigan St.	11 0			
												204	A	Central Mich.	9 2			
												204	H	Central Mich.	8 5			
												207	H	Western Mich.	7 6			
												218	A	Eastern Mich.	12 5			
												218	H	Eastern Mich.	6 4			
												232	A	Northwestern	3 0			
												232	A	Northwestern	6 0			
												232	A	Northwestern	7 3			
												240	H	Penn St.	19 5			
												240	H	Penn St.	8 7			
												240	H	Penn St.	14 2			
												249	H	Oakland	10 3			
												282	H	Bowling Green	10 7			
												282	H	Bowling Green	8 6			
												282	H	Bowling Green	5 4			
														</				

Non-Div. I Games:	Lawrence Tech	3	8
-------------------	---------------	---	---

Mi chi gan

[illegible]

Non-Div. I Games:

Gonzaga

RPI	S	Opponent	Score	
173	H	Portland	9	8
173	H	Portland	3	0
182	A	Seattle U	4	6
186	A	Washington St.	3	2
186	A	Washington St.	3	4
186	H	Washington St.	7	4
190	A	BYU	4	3
190	A	BYU	2	6
190	A	BYU	4	6
219	N	Milwaukee	4	1

Gonzaga

G
o
n
z
a
g
a

G
o
n
z
a
g
a

Average RPI Win: 110		WON-LOST RECORD		WINNING PCT. RANK		LAST 10 GAMES		STRENGTH OF SCHEDULE		OPP. STRENGTH OF SCHEDULE		TEAM RPI		ADJ RPI		CONF. RPI		ADJ CONF. RPI	
DIV. I ONLY		28-26-0		.51852 132		9-1-0		21		23		65		.5387 65		3		3	
DIV. I NON-CONF.		11-12-0		.47826 156		3-0-0		48		37		144		.50113 144		3		3	
TOTALS		RPI 1-25		RPI 26-50		W-L RECORDS		RPI 51-100		RPI 101-150		RPI 150+							
28-26-0		6-10-0		1-5-0		OVERALL		5-4-0		7-5-0		9-2-0							
19-14-0		2-4-0		0-4-0		HOME		5-0-0		3-4-0		9-2-0							
8-11-0		4-5-0		1-1-0		AWAY		0-4-0		3-1-0		0-0-0							
1-1-0		0-1-0		0-0-0		NEUTRAL		0-0-0		1-0-0		0-0-0							
11-12-0		1-2-0		1-5-0		NON-CONFERENCE		2-1-0		0-2-0		7-2-0							
10-9-0		1-2-0		0-4-0		HOME		2-0-0		0-1-0		7-2-0							
1-3-0		0-0-0		1-0-		AWAY		0-1-0		0-1-0		0-0-0							
0-0-0		0-0-0		0-0-0		NEUTRAL		0-0-0		0-0-0		0-0-0							
17-14-0		5-8-0		0-0-0		CONFERENCE		3-3-0		7-3-0		2-0-0							
9-5-0		1-2-0		0-0-0		HOME		3-0-0		3-3-0		2-0-0							
7-8-0		4-5-0		0-0-0		AWAY		0-3-0		3-0-0		0-0-0							
1-1-0		0-1-0		0-0-0		NEUTRAL		0-0-0		1-0-0		0-0-0							
RPI	S	Opponent		Score		RPI	S	Opponent		Score		RPI	S	Opponent		Score			
3	H	Florida		3	7	30	A	Fla. Atlantic		4	5	56	A	Georgi a Tech		1	6		
3	H	Florida		2	8	30	H	Fla. Atlantic		4	7	56	A	Georgi a Tech		1	4		
3	H	Florida		2	0	30	H	Fla. Atlantic		9	11	56	A	Georgi a Tech		4	13		
5	H	North Carolina		6	9	45	A	UCF		4	3	83	H	Vi rgi ni a		8	1		
5	H	North Carolina		7	5	45	H	UCF		0	4	83	H	Vi rgi ni a		1	0		
5	H	North Carolina		4	8	47	H	Mi ssouri		0	9	83	H	Vi rgi ni a		3	2		
11	A	Florida St.		1	10							84	A	FGCU		0	1		
11	A	Florida St.		0	2							84	H	FGCU		7	1		
11	A	Florida St.		11	5							84	H	FGCU		8	1		
13	A	Clemson		12	11									146 A Virgini a Tech		16	4		
13	A	Clemson		6	1									146 A Virgini a Tech		12	8		
13	A	Clemson		3	8									146 A Virgini a Tech		5	4		
13	N	Clemson		1	7									166 H Rutgers		5	7		
14	A	Duke		8	2									166 H Rutgers		7	1		
14	A	Duke		1	4									166 H Rutgers		8	5		
14	A	Duke		3	4									172 H Boston Colle ge		3	0		
														172 H Boston Colle ge		4	3		
														195 H Bethune-Cookman		8	7		
														195 H Bethune-Cookman		12	11		
														195 H Bethune-Cookman		4	2		
														220 H Mai ne		7	1		
														220 H Mai ne		7	6		
														220 H Mai ne		1	6		
				LAST 10 GAMES															
				13	N	Clemson		1	7	146	A	Vi rgi ni a Tech		16	4				
				102	N	Notre Dame		6	2	146	A	Vi rgi ni a Tech		5	4				
				172	H	Boston Colle ge		4	3	84	H	FGCU		7	1				
				172	H	Boston Colle ge		3	0	195	H	Bethune-Cookman		12	11				
				146	A	Vi rgi ni a Tech		12	8	195	H	Bethune-Cookman		8	7				

Non-Div. I Games:

Miami (FL)

Average RPI Win: 130		WON-LOST RECORD		WINNING PCT. RANK		LAST 10 GAMES		STRENGTH OF SCHEDULE		OPP. STRENGTH OF SCHEDULE		TEAM RPI		ADJ RPI		CONF. RPI		ADJ CONF. RPI					
DIV. I ONLY		29-24-0		.54717 114		5-5-0		70		112		66		.53838 66		9		9					
DIV. I NON-CONF.		9-13-0		.40909 202		1-0-0		72		177		127		.50726 127		9		9					
TOTALS		RPI 1-25		RPI 26-50		W-L RECORDS		RPI 51-100		RPI 101-150		RPI 150+											
29-24-0		0-2-0		1-0-0		OVERALL		5-5-0		13-11-0		10-6-0											
18-4-0		0-0-0		0-0-0		HOME		4-2-0		7-1-0		7-1-0											
11-18-0		0-2-0		1-0-0		AWAY		1-2-0		6-9-0		3-5-0											
0-2-0		0-0-0		0-0-0		NEUTRAL		0-1-0		0-1-0		0-0-0											
9-13-0		0-2-0		1-0-0		NON-CONFERENCE		0-0-0		3-8-0		5-3-0											
5-2-0		0-0-0		0-0-0		HOME		0-0-0		1-1-0		4-1-0											
4-11-0		0-2-0		1-0-		AWAY		0-0-0		2-7-0		1-2-0											
0-0-0		0-0-0		0-0-0		NEUTRAL		0-0-0		0-0-0		0-0-0											
20-11-0		0-0-0		0-0-0		CONFERENCE		5-5-0		10-3-0		5-3-0											
13-2-0		0-0-0		0-0-0		HOME		4-2-0		6-0-0		3-0-0											
7-7-0		0-0-0		0-0-0		AWAY		1-2-0		4-2-0		2-3-0											
0-2-0		0-0-0		0-0-0		NEUTRAL		0-1-0		0-1-0		0-0-0											
RPI	S	Opponent		Score		RPI	S	Opponent		Score		RPI	S	Opponent		Score							
2	A	Oregon St.		7	8	44	A	Cal St. Fullerton		2	0	53	H	San Di ego St.		12	10	105	A	Nebraska	5	12	
2	A	Oregon St.		2	3							53	H	San Di ego St.		13	3	105	A	Nebraska	6	9	
												53	H	San Di ego St.		7	12	105	A	Nebraska	5	9	
												74	A	UNLV		7	8	107	A	UC Irvine	8	1	
												74	A	UNLV		1	8	107	A	UC Irvine	0	4	
												74	A	UNLV		12	4	107	A	UC Irvine	3	4	
												74	H	UNLV		3	7	114	H	Sacramento St.	6	2	
												74	H	UNLV		8	7	132	A	Oral Roberts	3	0	
												74	H	UNLV		5	4	132	A	Oral Roberts	2	3	
												74	N	UNLV		8	13	133	A	San Jose St.	3	6	
														UNLV				133	A	San Jose St.	10	9	
														UNLV				133	A	San Jose St.	5	4	
														UNLV				133	H	San Jose St.	10	9	
														UNLV				133	H	San Jose St.	11	4	
														UNLV				133	H	San Jose St.	14	4	
														UNLV				133	N	San Jose St.	6	13	
														UNLV				134	A	Fresno St.	5	1	
														UNLV				134	A	Fresno St.	4	5	
														UNLV				134	A	Fresno St.	18	12	
														UNLV				134	H	Fresno St.	4	2	
														UNLV				134	H	Fresno St.	12	11	
														UNLV				134	H	Fresno St.	12	11	
														UNLV				140	A	Saint Mary's (CA)	3	5	
														UNLV				140	H	Saint Mary's (CA)	5	11	
														UNLV				155	A	Air Force	6	11	
														UNLV				155	A	Air Force	1	3	
														UNLV				161	A	Santa Clara	4	6	
														UNLV				161	H	Santa Clara	5	3	
														UNLV				164	A	New Mexico	9	5	
														UNLV				164	A	New Mexico	13	8	
														UNLV				164	A	New Mexico	5	8	
														UNLV				164	A	New Mexico	15	2	
														UNLV				164	H	New Mexico	5	2	
														UNLV				164	H	New Mexico	14	1	
LAST 10 GAMES																							
						133	N	San Jose St.		6	13	74	A	UNLV		12	4	161	A	Santa Clara	5	3	
						74	N	UNLV		8	13	74	A	UNLV		1	8	164	A	New Mexico	9	5	
						53	H	San Di ego St.		12	10	74	A	UNLV		7	8	164	A	New Mexico	13	8	
						53	H	San Di ego St.		13	3	171	H	San Franci sco		6	0	164	A	New Mexico	5	8	
						53	H	San Di ego St.		7	12	134	H	Fresno St.		12	11	164	H	New Mexico	15	2	
																		164	H	New Mexico	5	2	
																		164	H	New Mexico	14	1	

Non-Div. I Games:

Nevada

RPI	S	Opponent	Score	
170	A	Paci fi c	9	10
170	H	Paci fi c	7	5
171	A	San Franci sco	6	3
171	H	San Franci sco	6	0
231	H	UC Ri versi de	2	9
231	H	UC Ri versi de	3	0

N
e
v
a
d
a

N
e
v
a
d
a

Nevada

Average RPI Win: 166		WON-LOST RECORD		WINNING PCT. RANK		LAST 10 GAMES		STRENGTH OF SCHEDULE		OPP. STRENGTH OF SCHEDULE		TEAM RPI		ADJ RPI		CONF. RPI		ADJ CONF. RPI	
DIV. I ONLY		39-15-0		.72222 8		6-4-0		194		148		67		.53725 67		16		16	
DIV. I NON-CONF.		19-10-0		.65517 53		0-2-0		216		138		102		.51572 102		16		16	
TOTALS		RPI 1-25		RPI 26-50		W-L RECORDS		RPI 51-100		RPI 101-150		RPI 150+							
39-15-0		0-0-0		0-0-0		OVERALL		9-4-0		7-3-0		23-8-0							
23-8-0		0-0-0		0-0-0		HOME		4-1-0		6-2-0		13-5-0							
14-5-0		0-0-0		0-0-0		AWAY		4-3-0		1-1-0		9-1-0							
2-2-0		0-0-0		0-0-0		NEUTRAL		1-0-0		0-0-0		1-2-0							
19-10-0		0-0-0		0-0-0		NON-CONFERENCE		3-3-0		4-3-0		12-4-0							
13-6-0		0-0-0		0-0-0		HOME		1-1-0		3-2-0		9-3-0							
6-4-0		0-0-0		0-0-		AWAY		2-2-0		1-1-0		3-1-0							
0-0-0		0-0-0		0-0-0		NEUTRAL		0-0-0		0-0-0		0-0-0							
20-5-0		0-0-0		0-0-0		CONFERENCE		6-1-0		3-0-0		11-4-0							
10-2-0		0-0-0		0-0-0		HOME		3-0-0		3-0-0		4-2-0							
8-1-0		0-0-0		0-0-0		AWAY		2-1-0		0-0-0		6-0-0							
2-2-0		0-0-0		0-0-0		NEUTRAL		1-0-0		0-0-0		1-2-0							
RPI	S	Opponent	Score	RPI	S	Opponent	Score	RPI	S	Opponent	Score	RPI	S	Opponent	Score				
								71	A	Wake Forest	11 5	110	A	El on	7 5				
								71	H	Wake Forest	9 11	110	H	El on	7 8				
								75	A	Tennessee	2 3	113	A	High Point	4 14				
								75	A	Tennessee	4 11	113	H	High Point	12 6				
								75	A	Tennessee	3 2	138	H	Mari st	11 1				
								80	H	Charlotte	2 0	138	H	Mari st	6 3				
								90	H	Samford	7 5	138	H	Mari st	7 10				
								90	H	Samford	7 6	141	H	Mercer	6 5				
								90	H	Samford	7 2	141	H	Mercer	9 3				
								91	A	Wofford	1 2	141	H	Mercer	7 1				
								91	A	Wofford	9 2	165	H	ETSU	5 8				
								91	A	Wofford	11 5	165	H	ETSU	7 4				
								91	A	Wofford	15 7	165	H	ETSU	12 3				
												169	H	VMI	7 8				
												169	H	VMI	9 1				
												169	H	VMI	6 3				
												169	N	VMI	11 7				
												176	A	Lipscomb	13 9				
												176	A	Lipscomb	9 3				
												176	A	Lipscomb	2 3				
												180	H	Appalachi an St.	4 6				
												180	H	Appalachi an St.	10 3				
												180	H	Appalachi an St.	11 6				
												191	H	Georgetown	5 2				
												191	H	Georgetown	7 3				
												191	H	Georgetown	5 4				
												199	A	Winthrop	3 2				
												199	H	Winthrop	2 6				
												210	H	N. C. A&T	2 3				
												241	A	Western Caro.	3 2				
												241	A	Western Caro.	5 3				
												241	A	Western Caro.	9 3				
												241	N	Western Caro.	4 8				
												241	N	Western Caro.	2 10				

Non-Div. I Games:

UNCG

RPI	S	Opponent	Score	
244	A	The Ci tadel	14	5
244	A	The Ci tadel	4	3
244	A	The Ci tadel	14	3
249	H	Oakland	13	8
252	H	Lafayette	5	2
252	H	Lafayette	13	5
252	H	Lafayette	14	5

UNCG

U
N
C
G

U
N
C
G

Average RPI Win: 155		WON-LOST	WINNING	LAST 10	STRENGTH OF		OPP. STRENGTH	TEAM	ADJ	CONF.	ADJ CONF.
Average RPI Loss: 135		RECORD	PCT. RANK	GAMES	SCHEDULE		OF SCHEDULE	RPI	RPI	RPI	RPI
DIV. I ONLY		36-19-0	.65455	36	6-4-0		128	134	68	.53652	68
DIV. I NON-CONF.		20-9-0	.68966	35	1-0-0		119	137	64	.54163	64
TOTALS		RPI 1-25	RPI 26-50		W-L RECORDS		RPI 51-100		RPI 101-150		RPI 150+
36-19-0		4-2-0	3-1-0		OVERALL		2-3-0		6-4-0		21-9-0
26-7-0		4-1-0	2-1-0		HOME		1-1-0		3-0-0		16-4-0
9-10-0		0-1-0	1-0-0		AWAY		1-2-0		3-3-0		4-4-0
1-2-0		0-0-0	0-0-0		NEUTRAL		0-0-0		0-1-0		1-1-0
20-9-0		4-2-0	1-0-0		NON-CONFERENCE		1-2-0		2-1-0		12-4-0
15-6-0		4-1-0	0-0-0		HOME		1-1-0		0-0-0		10-4-0
5-3-0		0-1-0	1-0-		AWAY		0-1-0		2-1-0		2-0-0
0-0-0		0-0-0	0-0-0		NEUTRAL		0-0-0		0-0-0		0-0-0
16-10-0		0-0-0	2-1-0		CONFERENCE		1-1-0		4-3-0		9-5-0
11-1-0		0-0-0	2-1-0		HOME		0-0-0		3-0-0		6-0-0
4-7-0		0-0-0	0-0-0		AWAY		1-1-0		1-2-0		2-4-0
1-2-0		0-0-0	0-0-0		NEUTRAL		0-0-0		0-1-0		1-1-0
RPI S	Opponent	Score	RPI S	Opponent	Score	RPI S	Opponent	Score	RPI S	Opponent	Score
10 H	Georgia	6 0	28 A	South Carolina	9 0	60 A	UNCW	5 6	110 A	El on	5 3
10 H	Georgia	6 4	39 H	Northeastern	1 2	60 A	UNCW	6 5	110 A	El on	5 7
10 H	Georgia	5 2	39 H	Northeastern	4 1	81 A	Ga. Southern	4 6	110 A	El on	3 9
16 A	East Carolina	2 5	39 H	Northeastern	5 4	81 H	Ga. Southern	3 0	110 N	El on	2 3
25 H	Coastal Caro.	11 4				81 H	Ga. Southern	4 5	131 A	Kansas St.	8 0
25 H	Coastal Caro.	0 13							131 A	Kansas St.	3 7
									131 A	Kansas St.	6 0
									145 H	James Madison	6 4
									145 H	James Madison	3 2
									145 H	James Madison	2 1
									151 A	Furman	15 6
									156 A	Hofstra	1 2
									156 A	Hofstra	4 5
									156 A	Hofstra	1 7
									156 N	Hofstra	10 3
									158 H	Del aware	11 2
									158 H	Del aware	3 2
									158 H	Del aware	5 3
									158 N	Del aware	1 5
									200 H	Southeast Mo. St.	6 0
									200 H	Southeast Mo. St.	5 4
									200 H	Southeast Mo. St.	6 3
									211 H	LIU Brooklyn	11 4
									211 H	LIU Brooklyn	7 0
									211 H	LIU Brooklyn	2 7
									211 H	LIU Brooklyn	8 2
									223 H	Qui nni pi ac	1 2
									223 H	Qui nni pi ac	5 6
									229 H	CSU Bakersfi eld	13 1
									229 H	CSU Bakersfi eld	10 1
									229 H	CSU Bakersfi eld	7 3
									242 H	William & Mary	7 2
									242 H	William & Mary	8 7
									242 H	William & Mary	5 1

Non-Div. I Games:

Col. of Charleston

RPI	S	Opponent	Score	
244	H	The Citadel	10	6
254	A	Charleston So.	5	4
254	H	Charleston So.	2	3
273	A	Towson	13	5
273	A	Towson	3	5
273	A	Towson	8	3

Col. of Charleston

C
o
l
.
o
f
C
h
a
r
l
e
s
t
o
n

C
o
l
.
o
f
C
h
a
r
l
e
s
t
o
n

[illegible]

Non-Div. I Games:

Wright St.

RPI	S	Opponent	Score	
278	A	Northern Ky.	12	5
278	A	Northern Ky.	11	12
278	A	Northern Ky.	14	2
278	H	Northern Ky.	22	2
278	H	Northern Ky.	13	6
278	H	Northern Ky.	12	0
282	A	Bowling Green	5	2

Wright St.

W
r
i
g
h
t
s
t
.

W
r
i
g
h
t
s
t
.

Average RPI Win:		175	WON-LOST		WINNING		LAST 10		STRENGTH OF		OPP. STRENGTH		TEAM	ADJ		CONF.	ADJ CONF.	
Average RPI Loss:		86	RECORD		PCT. RANK		GAMES		SCHEDULE		OF SCHEDULE		RPI	RPI		RPI	RPI	
DIV. I ONLY			30-20-1		.59804		76		6-4-0		105		164		70		.53491	
DIV. I NON-CONF.			14-14-1		.5		134		0-0-0		178		200		143		.50138	
TOTALS		RPI 1-25		RPI 26-50		W-L RECORDS		RPI 51-100		RPI 101-150		RPI 150+						
30-20-1		1-2-0		3-7-1		OVERALL		2-3-0		5-2-0		19-6-0						
11-6-0		0-0-0		1-2-0		HOME		0-1-0		0-0-0		10-3-0						
12-10-1		1-2-0		1-3-1		AWAY		2-2-0		3-0-0		5-3-0						
7-4-0		0-0-0		1-2-0		NEUTRAL		0-0-0		2-2-0		4-0-0						
14-14-1		1-2-0		1-4-1		NON-CONFERENCE		0-2-0		1-1-0		11-5-0						
5-3-0		0-0-0		0-0-0		HOME		0-1-0		0-0-0		5-2-0						
5-9-1		1-2-0		1-1-		AWAY		0-1-0		0-0-0		3-3-0						
4-2-0		0-0-0		0-1-0		NEUTRAL		0-0-0		1-1-0		3-0-0						
16-6-0		0-0-0		2-3-0		CONFERENCE		2-1-0		4-1-0		8-1-0						
6-3-0		0-0-0		1-2-0		HOME		0-0-0		0-0-0		5-1-0						
7-1-0		0-0-0		0-0-0		AWAY		2-1-0		3-0-0		2-0-0						
3-2-0		0-0-0		1-1-0		NEUTRAL		0-0-0		1-1-0		1-0-0						
RPI	S	Opponent		Score		RPI	S	Opponent		Score		RPI	S	Opponent		Score		
24	A	NC State		4	8	27	N	Missouri St.		2	14	62	A	Creighton		2	4	
24	A	NC State		8	6	30	A	Fla. Atlantic		3	11	62	A	Creighton		2	1	
24	A	NC State		1	3	30	A	Fla. Atlantic		0	10	62	A	Creighton		3	0	
						30	A	Fla. Atlantic		2	4	76	H	Wagner		2	4	
						33	H	St. John's (NY)		3	6	91	A	Wofford		5	12	
						33	H	St. John's (NY)		4	3							
						33	H	St. John's (NY)		1	2							
						33	N	St. John's (NY)		0	7							
						33	N	St. John's (NY)		19	2							
						36	A	Oklahoma St.		10	7							
						36	A	Oklahoma St.		3	3							
						LAST 10 GAMES												
						33	N	St. John's (NY)		0	7	191	A	Georgetown		12	1	
						33	N	St. John's (NY)		19	2	191	A	Georgetown		5	3	
						120	N	Butler		4	3	33	H	St. John's (NY)		3	6	
						191	N	Georgetown		21	5	33	H	St. John's (NY)		1	2	
						120	N	Butler		1	2	33	H	St. John's (NY)		4	3	
						285	H	Rider		5	3	293	H	Fairleigh Dickinson		4	2	
						293	H	Fairleigh Dickinson		5	4	293	H	Fairleigh Dickinson		5	4	
						295	H	Saint Peter's		11	1	295	H	Saint Peter's		11	1	
						295	H	Saint Peter's		2	0	295	H	Saint Peter's		2	0	

Non-Div. I Games:

Seton Hall

Average RPI Win: 109		WON-LOST	WINNING	LAST 10	STRENGTH OF		OPP. STRENGTH	TEAM	ADJ	CONF.	ADJ CONF.
Average RPI Loss: 65		RECORD	PCT. RANK	GAMES	SCHEDULE		OF SCHEDULE	RPI	RPI	RPI	RPI
DIV. I ONLY		25-32-0	.4386	195	4-6-0		7	58	71	.53392	71
DIV. I NON-CONF.		12-13-0	.48	152	2-0-0		32	234	104	.51481	104
TOTALS		RPI 1-25	RPI 26-50		W-L RECORDS		RPI 51-100		RPI 101-150		RPI 150+
25-32-0		6-16-0	0-0-0		OVERALL		5-6-0		4-6-0		10-4-0
17-13-0		6-7-0	0-0-0		HOME		3-2-0		2-2-0		6-2-0
8-17-0		0-7-0	0-0-0		AWAY		2-4-0		2-4-0		4-2-0
0-2-0		0-2-0	0-0-0		NEUTRAL		0-0-0		0-0-0		0-0-0
12-13-0		0-2-0	0-0-0		NON-CONFERENCE		2-3-0		3-4-0		7-4-0
9-6-0		0-1-0	0-0-0		HOME		1-1-0		2-2-0		6-2-0
3-7-0		0-1-0	0-0-		AWAY		1-2-0		1-2-0		1-2-0
0-0-0		0-0-0	0-0-0		NEUTRAL		0-0-0		0-0-0		0-0-0
13-19-0		6-14-0	0-0-0		CONFERENCE		3-3-0		1-2-0		3-0-0
8-7-0		6-6-0	0-0-0		HOME		2-1-0		0-0-0		0-0-0
5-10-0		0-6-0	0-0-0		AWAY		1-2-0		1-2-0		3-0-0
0-2-0		0-2-0	0-0-0		NEUTRAL		0-0-0		0-0-0		0-0-0
RPI	S	Opponent	Score	RPI	S	Opponent	Score	RPI	S	Opponent	Score
5	A	North Carolina	2 3					56	A	Georgia Tech	0 7
5	A	North Carolina	6 8					56	A	Georgia Tech	6 3
5	A	North Carolina	1 6					56	A	Georgia Tech	1 5
11	H	Florida St.	4 3					67	A	UNCG	11 9
11	H	Florida St.	8 1					67	H	UNCG	5 11
11	H	Florida St.	3 7					80	A	Charlotte	1 13
13	H	Clemson	5 7					83	H	Virginia	18 12
13	H	Clemson	4 9					83	H	Virginia	7 3
13	H	Clemson	3 4					83	H	Virginia	3 15
14	H	Duke	10 2					99	A	Davidson	1 3
14	H	Duke	6 3					99	H	Davidson	15 5
14	H	Duke	4 7								
14	N	Duke	2 6								
21	H	Louisville	6 11								
21	H	Louisville	2 1								
21	H	Louisville	6 3								
21	N	Louisville	2 10								
24	A	NC State	5 8								
24	A	NC State	5 7								
24	A	NC State	6 10								
25	A	Coastal Caro.	3 19								
25	H	Coastal Caro.	2 9								
				LAST 10 GAMES							
				14	N	Duke	2 6	113	H	High Point	9 8
				21	N	Louisville	2 10	24	A	NC State	6 10
				83	H	Virginia	18 12	24	A	NC State	5 7
				83	H	Virginia	3 15	24	A	NC State	5 8
				83	H	Virginia	7 3	213	H	Radford	5 1

Non-Div. I Games:

Wake Forest

Average RPI Win:		146	WON-LOST RECORD		WINNING PCT. RANK		LAST 10 GAMES		STRENGTH OF SCHEDULE		OPP. STRENGTH OF SCHEDULE		TEAM RPI		ADJ RPI		CONF. RPI		ADJ CONF. RPI					
DIV. I ONLY			32-22-0		.59259		79		7-3-0		103		61		72		.53327		72		5		5	
DIV. I NON-CONF.			16-8-0		.66667		42		1-2-0		206		176		91		.52137		91		5		5	
TOTALS		RPI 1-25		RPI 26-50		W-L RECORDS		RPI 51-100		RPI 101-150		RPI 150+												
32-22-0		3-7-0		6-1-0		OVERALL		2-6-0		4-5-0		17-3-0												
21-8-0		2-4-0		5-1-0		HOME		0-0-0		0-1-0		14-2-0												
10-11-0		1-2-0		0-0-0		AWAY		2-4-0		4-4-0		3-1-0												
1-3-0		0-1-0		1-0-0		NEUTRAL		0-2-0		0-0-0		0-0-0												
16-8-0		0-1-0		1-0-0		NON-CONFERENCE		1-4-0		1-2-0		13-1-0												
12-2-0		0-0-0		0-0-0		HOME		0-0-0		0-1-0		12-1-0												
3-3-0		0-0-0		0-0-		AWAY		1-2-0		1-1-0		1-0-0												
1-3-0		0-1-0		1-0-0		NEUTRAL		0-2-0		0-0-0		0-0-0												
16-14-0		3-6-0		5-1-0		CONFERENCE		1-2-0		3-3-0		4-2-0												
9-6-0		2-4-0		5-1-0		HOME		0-0-0		0-0-0		2-1-0												
7-8-0		1-2-0		0-0-0		AWAY		1-2-0		3-3-0		2-1-0												
0-0-0		0-0-0		0-0-0		NEUTRAL		0-0-0		0-0-0		0-0-0												
RPI	S	Opponent		Score		RPI	S	Opponent		Score		RPI	S	Opponent		Score								
2	H	Oregon St.		4	10	35	N	Baylor		8	2	61	N	Louisiana Tech		6	10							
2	H	Oregon St.		4	6	48	H	Arizona		16	6	62	A	Creighton		3	5							
2	H	Oregon St.		3	4	48	H	Arizona		9	3	62	A	Creighton		2	4							
6	A	Stanford		1	14	48	H	Arizona		12	11	62	A	Creighton		7	2							
6	A	Stanford		4	3	49	H	Washington		5	2	92	A	Oregon		5	3							
6	A	Stanford		2	5	49	H	Washington		11	4	92	A	Oregon		5	8							
17	N	Texas A&M		5	9	49	H	Washington		3	4	92	A	Oregon		2	7							
22	H	UCLA		8	3							96	N	Cincinnati		1	3							
22	H	UCLA		2	4																			
22	H	UCLA		5	2																			
						LAST 10 GAMES																		
						126	A	Arizona St.		3	0	62	A	Creighton		3	5							
						126	A	Arizona St.		6	4	48	H	Arizona		12	11							
						126	A	Arizona St.		4	5	48	H	Arizona		16	6							
						62	A	Creighton		7	2	48	H	Arizona		9	3							
						62	A	Creighton		2	4	121	A	Southern California		6	2							

Non-Div. I Games:

Cal i forni a

Average RPI Win:		165	WON-LOST RECORD		WINNING PCT. RANK		LAST 10 GAMES		STRENGTH OF SCHEDULE		OPP. STRENGTH OF SCHEDULE		TEAM RPI		ADJ RPI		CONF. RPI		ADJ CONF. RPI					
DIV. I ONLY			31-24-0		.56364		103		7-3-0		110		110		73		.53234		73		10		10	
DIV. I NON-CONF.			18-12-0		.6		86		0-1-0		126		142		49		.55156		49		8		8	
TOTALS		RPI 1-25		RPI 26-50		W-L RECORDS		RPI 51-100		RPI 101-150		RPI 150+												
31-24-0		1-2-0		3-11-0		OVERALL		2-4-0		8-5-0		17-2-0												
9-9-0		0-0-0		2-6-0		HOME		0-0-0		1-2-0		6-1-0												
19-12-0		1-2-0		1-3-0		AWAY		2-3-0		5-3-0		10-1-0												
3-3-0		0-0-0		0-2-0		NEUTRAL		0-1-0		2-0-0		1-0-0												
18-12-0		1-2-0		1-5-0		NON-CONFERENCE		1-2-0		3-2-0		12-1-0												
4-2-0		0-0-0		0-2-0		HOME		0-0-0		0-0-0		4-0-0												
13-9-0		1-2-0		1-0-		AWAY		1-1-0		3-2-0		7-1-0												
1-1-0		0-0-0		0-0-0		NEUTRAL		0-1-0		0-0-0		1-0-0												
13-12-0		0-0-0		2-6-0		CONFERENCE		1-2-0		5-3-0		5-1-0												
5-7-0		0-0-0		2-4-0		HOME		0-0-0		1-2-0		2-1-0												
6-3-0		0-0-0		0-0-0		AWAY		1-2-0		2-1-0		3-0-0												
2-2-0		0-0-0		0-2-0		NEUTRAL		0-0-0		2-0-0		0-0-0												
RPI	S	Opponent		Score		RPI	S	Opponent		Score		RPI	S	Opponent		Score								
21	A	Louisville		2	3	27	H	Missouri St.		3	4	74	A	UNLV		4	5							
21	A	Louisville		3	1	27	H	Missouri St.		4	5	74	A	UNLV		4	2							
21	A	Louisville		6	10	27	H	Missouri St.		6	4	85	A	Bradley		6	7							
						27	N	Missouri St.		6	9	85	A	Bradley		3	6							
						27	N	Missouri St.		2	4	85	A	Bradley		9	3							
						32	A	Vanderbilt		5	8	92	N	Oregon		5	8							
						34	A	Indiana		1	6													
						34	H	Indiana		3	5													
						37	H	DBU		6	0													
						37	H	DBU		10	12													
						37	H	DBU		3	7													
						40	A	Purdue		2	1													
						40	H	Purdue		1	3													
						47	A	Missouri		7	8													
						LAST 10 GAMES																		
						27	N	Missouri St.		6	9	198	A	Valparaiso		16	0							
						144	N	Southern Ill.		14	12	198	A	Valparaiso		6	3							
						27	N	Missouri St.		2	4	47	A	Missouri		7	8							
						144	N	Southern Ill.		9	7	268	H	Evansville		14	9							
						198	A	Valparaiso		8	2	268	H	Evansville		3	2							

Non-Div. I Games:

Indiana St.

Non-Div. I Games:

Page 87

RPI	S	Opponent	Score	
231	A	UC Ri versi de	6	1

UNLV

U
N
L
V

U
N
L
V

Page 88

Average RPI Win:		116	WON-LOST RECORD		WINNING PCT. RANK		LAST 10 GAMES		STRENGTH OF SCHEDULE		OPP. STRENGTH OF SCHEDULE		TEAM RPI		ADJ RPI		CONF. RPI		ADJ CONF. RPI	
DIV. I ONLY			29-27-0		.51786		134		38		18		75		.53098		75		1	
DIV. I NON-CONF.			17-9-0		.65385		54		205		146		131		.50471		131		1	
TOTALS		RPI 1-25		RPI 26-50		W-L RECORDS		RPI 51-100		RPI 101-150		RPI 150+								
29-27-0		5-8-0		4-11-0		OVERALL		8-2-0		2-3-0		10-3-0								
21-15-0		3-4-0		3-3-0		HOME		5-2-0		2-3-0		8-3-0								
8-12-0		2-4-0		1-8-0		AWAY		3-0-0		0-0-0		2-0-0								
0-0-0		0-0-0		0-0-0		NEUTRAL		0-0-0		0-0-0		0-0-0								
17-9-0		0-1-0		0-0-0		NON-CONFERENCE		5-2-0		2-3-0		10-3-0								
12-9-0		0-1-0		0-0-0		HOME		2-2-0		2-3-0		8-3-0								
5-0-0		0-0-0		0-0-		AWAY		3-0-0		0-0-0		2-0-0								
0-0-0		0-0-0		0-0-0		NEUTRAL		0-0-0		0-0-0		0-0-0								
12-18-0		5-7-0		4-11-0		CONFERENCE		3-0-0		0-0-0		0-0-0								
9-6-0		3-3-0		3-3-0		HOME		3-0-0		0-0-0		0-0-0								
3-12-0		2-4-0		1-8-0		AWAY		0-0-0		0-0-0		0-0-0								
0-0-0		0-0-0		0-0-0		NEUTRAL		0-0-0		0-0-0		0-0-0								
RPI	S	Opponent		Score		RPI	S	Opponent		Score		RPI	S	Opponent		Score				
3	H	Florida		6 4		26	A	LSU		3 9		67	H	UNCG		4 10				
3	H	Florida		4 6		26	A	LSU		5 14		67	H	UNCG		3 2				
3	H	Florida		6 22		26	A	LSU		7 9		67	H	UNCG		11 4				
4	A	Ole Miss		8 6		28	A	South Carol in a		1 6		82	H	Al abama		3 0				
4	A	Ole Miss		1 7		28	A	South Carol in a		2 6		82	H	Al abama		5 4				
4	A	Ole Miss		0 5		28	A	South Carol in a		3 6		82	H	Al abama		2 1				
10	A	Georgia		6 5		31	H	Kentucky		6 2		96	A	Ci nci nnati		2 1				
10	A	Georgia		6 8		31	H	Kentucky		3 10		96	A	Ci nci nnati		3 2				
10	A	Georgia		4 12		31	H	Kentucky		5 3		96	A	Ci nci nnati		7 5				
15	H	Tennessee Tech		6 7		32	H	Vanderbi l t		6 7		100	H	Morehead St.		2 4				
17	H	Texas A&M		6 4		32	H	Vanderbi l t		2 7										
17	H	Texas A&M		3 8		32	H	Vanderbi l t		8 7										
17	H	Texas A&M		7 4		47	A	Mi ssouri		2 3										
						47	A	Mi ssouri		2 1										
						47	A	Mi ssouri		3 8										
LAST 10 GAMES						47	A	Mi ssouri		3 8		32	H	Vanderbi l t		6 7				
						47	A	Mi ssouri		2 1		31	H	Kentucky		5 3				
						47	A	Mi ssouri		2 3		31	H	Kentucky		3 10				
						32	H	Vanderbi l t		8 7		31	H	Kentucky		6 2				
						32	H	Vanderbi l t		2 7		100	H	Morehead St.		2 4				

Non-Div. I Games:

Tennessee

Average RPI Win:		228	WON-LOST RECORD		WINNING PCT. RANK		LAST 10 GAMES		STRENGTH OF SCHEDULE		OPP. STRENGTH OF SCHEDULE		TEAM RPI		ADJ RPI		CONF. RPI		ADJ CONF. RPI	
DIV. I ONLY			38-18-0		.67857 27		6-4-0		236		273		76		.53081 76		26		26	
DIV. I NON-CONF.			15-9-0		.625 71		0-0-0		199		262		57		.54654 57		28		28	
TOTALS		RPI 1-25		RPI 26-50		W-L RECORDS		RPI 51-100		RPI 101-150		RPI 150+								
38-18-0		0-1-0		0-4-0		OVERALL		5-3-0		1-1-0		32-9-0								
13-1-0		0-0-0		0-0-0		HOME		2-1-0		0-0-0		11-0-0								
23-14-0		0-1-0		0-4-0		AWAY		2-2-0		1-0-0		20-7-0								
2-3-0		0-0-0		0-0-0		NEUTRAL		1-0-0		0-1-0		1-2-0								
15-9-0		0-1-0		0-4-0		NON-CONFERENCE		1-0-0		1-1-0		13-3-0								
0-0-0		0-0-0		0-0-0		HOME		0-0-0		0-0-0		0-0-0								
15-8-0		0-1-0		0-0-		AWAY		1-0-0		1-0-0		13-3-0								
0-1-0		0-0-0		0-0-0		NEUTRAL		0-0-0		0-1-0		0-0-0								
23-9-0		0-0-0		0-0-0		CONFERENCE		4-3-0		0-0-0		19-6-0								
13-1-0		0-0-0		0-0-0		HOME		2-1-0		0-0-0		11-0-0								
8-6-0		0-0-0		0-0-0		AWAY		1-2-0		0-0-0		7-4-0								
2-2-0		0-0-0		0-0-0		NEUTRAL		1-0-0		0-0-0		1-2-0								
RPI	S	Opponent		Score		RPI	S	Opponent		Score		RPI	S	Opponent		Score				
7	A	Stetson		0 10		33	A	St. John's (NY)		1 3		70	A	Seton Hall		4 2				
						45	A	UCF		0 12		88	A	Bryant		1 2				
						45	A	UCF		3 6		88	A	Bryant		4 2				
						45	A	UCF		8 10		88	A	Bryant		2 3				
												88	H	Bryant		3 2				
												88	H	Bryant		1 3				
												88	H	Bryant		8 6				
												88	N	Bryant		6 1				

Non-Div. I Games:

Wagner

RPI	S	Opponent	Score	
281	A	Villanova	6	5
281	A	Villanova	7	2
281	A	Villanova	8	4
283	A	La Salle	15	3
285	A	Rider	4	3
293	H	Fairleigh Dickinson	7	3
293	H	Fairleigh Dickinson	6	3
293	H	Fairleigh Dickinson	6	1
293	H	Fairleigh Dickinson	4	0

W
a
g
n
e
r

W
a
g
n
e
r

Wagner

Average RPI Win:		179	WON-LOST RECORD		WINNING PCT. RANK		LAST 10 GAMES		STRENGTH OF SCHEDULE		OPP. STRENGTH OF SCHEDULE		TEAM RPI		ADJ RPI		CONF. RPI		ADJ CONF. RPI	
DIV. I ONLY			37-24-0		.60656 69		7-3-0		127		182		77		.52975 77		18		18	
DIV. I NON-CONF.			15-16-0		.48387 149		3-2-0		92		107		95		.52014 95		19		19	
TOTALS		RPI 1-25		RPI 26-50		W-L RECORDS		RPI 51-100		RPI 101-150		RPI 150+								
37-24-0		2-3-0		0-3-0		OVERALL		2-2-0		6-7-0		27-9-0								
12-6-0		0-0-0		0-0-0		HOME		0-0-0		0-2-0		12-4-0								
14-8-0		2-2-0		0-3-0		AWAY		0-0-0		2-2-0		10-1-0								
11-10-0		0-1-0		0-0-0		NEUTRAL		2-2-0		4-3-0		5-4-0								
15-16-0		2-3-0		0-3-0		NON-CONFERENCE		2-2-0		2-4-0		9-4-0								
5-0-0		0-0-0		0-0-0		HOME		0-0-0		0-0-0		5-0-0								
5-8-0		2-2-0		0-0-		AWAY		0-0-0		2-2-0		1-1-0								
5-8-0		0-1-0		0-0-0		NEUTRAL		2-2-0		0-2-0		3-3-0								
22-8-0		0-0-0		0-0-0		CONFERENCE		0-0-0		4-3-0		18-5-0								
7-6-0		0-0-0		0-0-0		HOME		0-0-0		0-2-0		7-4-0								
9-0-0		0-0-0		0-0-0		AWAY		0-0-0		0-0-0		9-0-0								
6-2-0		0-0-0		0-0-0		NEUTRAL		0-0-0		4-1-0		2-1-0								
RPI	S	Opponent		Score		RPI	S	Opponent		Score		RPI	S	Opponent		Score				
7	A	Stetson		8	4	29	A	South Fla.		0	12	63	N	Mi chi gan		6	12			
7	A	Stetson		0	6	29	A	South Fla.		4	5	63	N	Mi chi gan		4	3			
9	N	Auburn		1	12	29	A	South Fla.		2	5	63	N	Mi chi gan		3	7			
24	A	NC State		1	11							88	N	Bryant		11	7			
24	A	NC State		5	1										104	A	Maryl and	4	3	
															104	A	Maryl and	3	0	
															104	A	Maryl and	3	6	
															106	N	Rhode Isl and	4	6	
															116	A	Fordham	2	3	
															138	N	Mari st	7	15	
															142	H	Navy	0	8	
															142	H	Navy	1	2	
															142	N	Navy	5	3	
															142	N	Navy	8	5	
															142	N	Navy	0	4	
															142	N	Navy	8	2	
															142	N	Navy	5	3	
															161	A	Hol y Cross	6	3	
															161	H	Hol y Cross	3	5	
															161	H	Hol y Cross	4	0	
															161	H	Hol y Cross	2	1	
															161	H	Hol y Cross	3	2	
															166	N	Rutgers	7	15	
															166	N	Rutgers	6	11	
															166	N	Rutgers	1	5	
															172	N	Boston Col lege	11	1	
															179	H	Manhattan	3	2	
															179	H	Manhattan	2	1	
															187	H	Col umbi a	3	1	
															187	N	Col umbi a	8	7	
															202	A	Lehi gh	10	1	
															202	A	Lehi gh	5	3	
															202	A	Lehi gh	14	0	
															202	H	Lehi gh	6	2	
															202	H	Lehi gh	0	5	
															214	A	Bucknel I	7	6	
															214	A	Bucknel I	1	0	
															214	H	Bucknel I	1	5	
															214	H	Bucknel I	1	5	
															214	H	Bucknel I	1	5	

Non-Div. I Games:

Army West Point

RPI	S	Opponent	Score	
214	H	Bucknell I	1	4
214	H	Bucknell I	7	4
214	N	Bucknell I	11	7
214	N	Bucknell I	1	4
214	N	Bucknell I	4	3
237	H	Siena	9	6
246	H	Sacred Heart	12	3
250	N	Niagara	9	5
252	A	Lafayette	13	2
252	A	Lafayette	10	5
252	A	Lafayette	22	1
252	H	Lafayette	8	1
252	H	Lafayette	11	1
253	A	Albany (NY)	11	4
281	A	Villanova	4	12

Army West Point

A
r
m
y
W
e
s
t
P
o
i
n
t

A
r
m
y
W
e
s
t
P
o
i
n
t

Average RPI Win:		156	WON-LOST RECORD		WINNING PCT. RANK		LAST 10 GAMES		STRENGTH OF SCHEDULE		OPP. STRENGTH OF SCHEDULE		TEAM RPI		ADJ RPI		CONF. RPI		ADJ CONF. RPI				
DIV. I ONLY		29-20-0		.59184		80		6-4-0		135		82		78		.52827		78		6		6	
DIV. I NON-CONF.		16-9-0		.64		62		2-0-0		239		130		107		.51275		107		7		7	
TOTALS		RPI 1-25		RPI 26-50		W-L RECORDS		RPI 51-100		RPI 101-150		RPI 150+											
29-20-0		1-2-0		7-7-0		OVERALL		3-6-0		3-2-0		15-3-0											
16-6-0		0-0-0		5-4-0		HOME		3-2-0		0-0-0		8-0-0											
9-10-0		1-2-0		2-1-0		AWAY		0-3-0		2-1-0		4-3-0											
4-4-0		0-0-0		0-2-0		NEUTRAL		0-1-0		1-1-0		3-0-0											
16-9-0		0-0-0		2-3-0		NON-CONFERENCE		1-4-0		2-1-0		11-1-0											
8-3-0		0-0-0		2-2-0		HOME		1-1-0		0-0-0		5-0-0											
4-4-0		0-0-0		0-0-		AWAY		0-3-0		1-0-0		3-1-0											
4-2-0		0-0-0		0-1-0		NEUTRAL		0-0-0		1-1-0		3-0-0											
13-11-0		1-2-0		5-4-0		CONFERENCE		2-2-0		1-1-0		4-2-0											
8-3-0		0-0-0		3-2-0		HOME		2-1-0		0-0-0		3-0-0											
5-6-0		1-2-0		2-1-0		AWAY		0-0-0		1-1-0		1-2-0											
0-2-0		0-0-0		0-1-0		NEUTRAL		0-1-0		0-0-0		0-0-0											
RPI	S	Opponent		Score		RPI	S	Opponent		Score		RPI	S	Opponent		Score		RPI	S	Opponent		Score	
12	A	Minnesota		3 4		27	N	Missouri St.		3 8		63	H	Mi chi gan		7 5		105	A	Nebraska		4 10	
12	A	Minnesota		5 3		34	H	Indiana		2 4		63	H	Mi chi gan		4 2		105	A	Nebraska		7 1	
12	A	Minnesota		0 3		34	H	Indiana		5 1		63	H	Mi chi gan		2 10		146	N	Virginia Tech		2 1	
						36	H	Okl ahoma St.		11 3		63	N	Mi chi gan		1 2		147	A	New Orleans		8 2	
						36	H	Okl ahoma St.		16 14		74	A	UNLV		0 4		150	N	Ball St.		6 14	
						36	H	Okl ahoma St.		6 7		74	A	UNLV		2 11		201	A	UAB		4 1	
						46	H	Ohio St.		1 2		74	A	UNLV		3 13		201	A	UAB		11 3	
						46	H	Ohio St.		2 1		85	H	Bradley		13 9		201	A	UAB		0 4	
						46	H	Ohio St.		9 5		95	H	Sai nt Loui s		6 7		217	N	Tol edo		4 3	
						46	N	Ohio St.		0 2								219	H	Mil waukee		12 4	
						47	H	Mi ssouri		16 17								232	A	Northwestern		6 7	
						50	A	Illinoi s		4 2								232	A	Northwestern		0 4	
						50	A	Illinoi s		8 5								232	A	Northwestern		10 7	
						50	A	Illinoi s		12 13								234	H	Northern Ill.		2 0	
																		240	H	Penn St.		9 1	
																		240	H	Penn St.		8 4	
																		240	H	Penn St.		3 1	
																		248	N	Ol d Domi ni on		4 1	
																		249	N	Oakl and		8 6	
																		268	H	Evansville		10 3	
																		268	H	Evansville		8 3	
																		268	H	Evansville		4 3	
																		280	A	Western Ill.		5 4	
						LAST 10 GAMES																	
						46	N	Ohio St.		0 2		280	A	Western Ill.		5 4							
						63	N	Mi chi gan		1 2		232	A	Northwestern		10 7							
						240	H	Penn St.		8 4		232	A	Northwestern		0 4							
						240	H	Penn St.		9 1		232	A	Northwestern		6 7							
						240	H	Penn St.		3 1		36	H	Okl ahoma St.		11 3							
Non-Div. I Games:		Loras		6 4		Coe		16 1		Grand View		4 2		Cornell College		15 1		Iowa					

Non-Div. I Games:

Loras

6

4

Coe

16

1

Grand View

4

2

Cornell College

15

1

Iowa

Average RPI Win:		151	WON-LOST RECORD		WINNING PCT. RANK		LAST 10 GAMES		STRENGTH OF SCHEDULE		OPP. STRENGTH OF SCHEDULE		TEAM RPI		ADJ RPI		CONF. RPI		ADJ CONF. RPI					
DIV. I ONLY			37-22-0		.62712		52		6-4-0		139		115		79		.52752		79		17		17	
DIV. I NON-CONF.			15-11-0		.57692		97		2-1-0		143		45		125		.50838		125		18		18	
TOTALS		RPI 1-25		RPI 26-50		W-L RECORDS		RPI 51-100		RPI 101-150		RPI 150+												
37-22-0		2-2-0		3-3-0		OVERALL		7-6-0		6-3-0		19-8-0												
23-10-0		1-2-0		3-2-0		HOME		3-0-0		4-2-0		12-4-0												
11-9-0		0-0-0		0-1-0		AWAY		4-5-0		2-1-0		5-2-0												
3-3-0		1-0-0		0-0-0		NEUTRAL		0-1-0		0-0-0		2-2-0												
15-11-0		2-2-0		3-3-0		NON-CONFERENCE		4-2-0		0-0-0		6-4-0												
12-6-0		1-2-0		3-2-0		HOME		3-0-0		0-0-0		5-2-0												
1-4-0		0-0-0		0-0-		AWAY		1-2-0		0-0-0		0-1-0												
2-1-0		1-0-0		0-0-0		NEUTRAL		0-0-0		0-0-0		1-1-0												
22-11-0		0-0-0		0-0-0		CONFERENCE		3-4-0		6-3-0		13-4-0												
11-4-0		0-0-0		0-0-0		HOME		0-0-0		4-2-0		7-2-0												
10-5-0		0-0-0		0-0-0		AWAY		3-3-0		2-1-0		5-1-0												
1-2-0		0-0-0		0-0-0		NEUTRAL		0-1-0		0-0-0		1-1-0												
RPI	S	Opponent		Score		RPI	S	Opponent		Score		RPI	S	Opponent		Score		RPI	S	Opponent		Score		
18	N	Mississippi St.		11	5	26	A	LSU		2	4	51	A	South Alabama		1	6	111	H	Houston Baptist		4	1	
20	H	UConn		4	6	26	H	LSU		5	4	51	H	South Alabama		12	9	111	H	Houston Baptist		8	2	
20	H	UConn		6	2	38	H	Southern Miss.		4	12	55	A	Sam Houston St.		6	0	111	H	Houston Baptist		4	10	
20	H	UConn		6	7	40	H	Purdue		4	0	55	A	Sam Houston St.		6	4	143	A	Central Ark.		6	7	
						42	H	Houston		3	6	55	A	Sam Houston St.		3	5	143	A	Central Ark.		10	6	
						42	H	Houston		5	4	58	A	Louisiana		3	4	143	A	Central Ark.		5	1	
												58	H	Louisiana		5	2	147	H	New Orleans		3	1	
												86	A	Tulane		13	12	147	H	New Orleans		7	6	
												86	H	Tulane		9	3	147	H	New Orleans		1	8	
												94	A	Northwestern St.		2	5	157	H	A&M-Corpus Christi		4	3	
												94	A	Northwestern St.		0	2	157	H	A&M-Corpus Christi		10	1	
												94	A	Northwestern St.		4	1	157	H	A&M-Corpus Christi		7	13	
												94	N	Northwestern St.		1	5	188	H	Nicholls St.		10	3	
																		188	H	Nicholls St.		9	2	
																		188	H	Nicholls St.		3	6	
																		188	N	Nicholls St.		4	2	
																		188	N	Nicholls St.		6	7	
																		189	A	McNeese		5	4	
																		189	A	McNeese		9	1	
																		189	A	McNeese		2	5	
																		217	H	Tol edo		7	6	
																		217	N	Tol edo		7	5	
																		222	H	SIUE		13	6	
																		222	H	SIUE		11	2	
																		222	H	SIUE		4	7	
																		224	A	Lamar University		6	4	
																		224	A	Lamar University		8	1	
																		224	A	Lamar University		5	3	
																		225	A	Jackson St.		3	4	
																		225	H	Jackson St.		3	4	
																		246	N	Sacred Heart		3	5	
																		260	H	SFA		11	2	
																		260	H	SFA		2	1	
																		260	H	SFA		7	3	

Non-Div. I Games:

Southeastern La.

Southeastern La.

Average RPI Win:		169	WON-LOST RECORD		WINNING PCT. RANK		LAST 10 GAMES		STRENGTH OF SCHEDULE		OPP. STRENGTH OF SCHEDULE		TEAM RPI		ADJ RPI		CONF. RPI		ADJ CONF. RPI					
DIV. I ONLY			34-24-0		.58621		86		6-4-0		104		85		80		.52747		80		11		11	
DIV. I NON-CONF.			14-9-0		.6087		81		0-0-0		68		58		76		.53419		75		12		12	
TOTALS		RPI 1-25		RPI 26-50		W-L RECORDS		RPI 51-100		RPI 101-150		RPI 150+												
34-24-0		1-8-0		1-4-0		OVERALL		8-6-0		3-1-0		21-5-0												
23-9-0		1-4-0		0-0-0		HOME		2-0-0		3-1-0		17-4-0												
8-13-0		0-4-0		0-3-0		AWAY		5-5-0		0-0-0		3-1-0												
3-2-0		0-0-0		1-1-0		NEUTRAL		1-1-0		0-0-0		1-0-0												
14-9-0		1-8-0		0-0-0		NON-CONFERENCE		2-1-0		1-0-0		10-0-0												
13-4-0		1-4-0		0-0-0		HOME		2-0-0		1-0-0		9-0-0												
1-5-0		0-4-0		0-0-		AWAY		0-1-0		0-0-0		1-0-0												
0-0-0		0-0-0		0-0-0		NEUTRAL		0-0-0		0-0-0		0-0-0												
20-15-0		0-0-0		1-4-0		CONFERENCE		6-5-0		2-1-0		11-5-0												
10-5-0		0-0-0		0-0-0		HOME		0-0-0		2-1-0		8-4-0												
7-8-0		0-0-0		0-3-0		AWAY		5-4-0		0-0-0		2-1-0												
3-2-0		0-0-0		1-1-0		NEUTRAL		1-1-0		0-0-0		1-0-0												
RPI	S	Opponent		Score		RPI	S	Opponent		Score		RPI	S	Opponent		Score								
1	H	Arkansas		6	3	30	A	Fla. Atlantic		2	5	61	A	Louisiana Tech		6	4							
5	H	North Carolina		2	14	30	A	Fla. Atlantic		4	5	61	A	Louisiana Tech		9	1							
10	A	Georgia		2	12	30	A	Fla. Atlantic		5	6	61	A	Louisiana Tech		6	10							
10	A	Georgia		7	10	38	N	Southern Miss.		7	4	67	A	UNCG		0	2							
10	A	Georgia		4	6	38	N	Southern Miss.		0	6	71	H	Wake Forest		13	1							
16	H	East Carolina		5	6							89	A	Rice		8	6							
16	H	East Carolina		2	12							89	A	Rice		6	4							
16	H	East Carolina		1	3							89	A	Rice		2	3							
24	A	NC State		6	9							91	H	Wofford		10	9							
												98	A	UTSA		2	0							
												98	A	UTSA		3	4							
												98	A	UTSA		1	5							
												98	N	UTSA		1	11							
												98	N	UTSA		10	4							
						LAST 10 GAMES																		
						38	N	Southern Miss.		0	6	98	A	UTSA		1	5							
						38	N	Southern Miss.		7	4	98	A	UTSA		3	4							
						98	N	UTSA		10	4	98	A	UTSA		2	0							
						201	N	UAB		2	0	203	H	Marshall		5	4							
						98	N	UTSA		1	11	203	H	Marshall		6	0							

Non-Div. I Games:

Charlotte

Average RPI Win:	134	WON-LOST RECORD	WINNING PCT. RANK	LAST 10 GAMES	STRENGTH OF SCHEDULE	OPP. STRENGTH OF SCHEDULE	TEAM RPI	ADJ RPI	CONF. RPI	ADJ CONF. RPI		
DIV. I ONLY		30-26-0	.53571	121	6-4-0	71	67	81	.52734	81	8	8
DIV. I NON-CONF.		11-13-0	.45833	173	1-0-0	24	72	85	.52543	85	6	6
<hr/>												
TOTALS	RPI 1-25	RPI 26-50		W-L RECORDS		RPI 51-100		RPI 101-150		RPI 150+		
30-26-0	2-4-0	2-4-0		OVERALL		6-9-0		6-7-0		14-2-0		
19-11-0	1-2-0	2-1-0		HOME		3-2-0		3-5-0		10-1-0		
10-13-0	1-2-0	0-3-0		AWAY		3-5-0		3-2-0		3-1-0		
1-2-0	0-0-0	0-0-0		NEUTRAL		0-2-0		0-0-0		1-0-0		
11-13-0	1-2-0	0-3-0		NON-CONFERENCE		2-3-0		2-5-0		6-0-0		
7-5-0	0-0-0	0-0-0		HOME		1-1-0		1-4-0		5-0-0		
4-8-0	1-2-0	0-0-		AWAY		1-2-0		1-1-0		1-0-0		
0-0-0	0-0-0	0-0-0		NEUTRAL		0-0-0		0-0-0		0-0-0		
19-13-0	1-2-0	2-1-0		CONFERENCE		4-6-0		4-2-0		8-2-0		
12-6-0	1-2-0	2-1-0		HOME		2-1-0		2-1-0		5-1-0		
6-5-0	0-0-0	0-0-0		AWAY		2-3-0		2-1-0		2-1-0		
1-2-0	0-0-0	0-0-0		NEUTRAL		0-2-0		0-0-0		1-0-0		
RPI	S	Opponent	Score	RPI	S	Opponent	Score	RPI	S	Opponent	Score	
10	A	Georgi a	9 22	38	A	Southern Mi ss.	3 4	51	A	South Al abama	6 9	
10	A	Georgi a	8 3	38	A	Southern Mi ss.	2 8	51	A	South Al abama	3 11	
10	A	Georgi a	3 4	38	A	Southern Mi ss.	2 3	51	A	South Al abama	1 8	
25	H	Coastal Caro.	3 7	41	H	Troy	3 0	51	N	South Al abama	0 12	
25	H	Coastal Caro.	2 15	41	H	Troy	7 4	51	N	South Al abama	3 5	
25	H	Coastal Caro.	5 4	41	H	Troy	0 7	56	A	Georgi a Tech	1 3	
								56	H	Georgi a Tech	1 7	
								58	H	Loui si ana	2 11	
								58	H	Loui si ana	6 3	
								58	H	Loui si ana	5 4	
								68	A	Col . of Charleston	0 3	
								68	A	Col . of Charleston	5 4	
								68	H	Col . of Charleston	6 4	
								97	A	Little Rock	3 2	
								97	A	Little Rock	1 0	
											</	

Non-Div. I Games:

Ga. Southern

Average RPI Win:		123	WON-LOST RECORD		WINNING PCT. RANK		LAST 10 GAMES		STRENGTH OF SCHEDULE		OPP. STRENGTH OF SCHEDULE		TEAM RPI		ADJ RPI		CONF. RPI		ADJ CONF. RPI	
Average RPI Loss:		38																		
DIV. I ONLY			27-29-0		.48214		155		4-6-0		22		17		82		.52698		82	
DIV. I NON-CONF.			19-6-0		.76		22		1-0-0		171		165		55		.5479		55	
TOTALS		RPI 1-25		RPI 26-50		W-L RECORDS		RPI 51-100		RPI 101-150		RPI 150+								
27-29-0		3-16-0		8-6-0		OVERALL		3-5-0		1-1-0		12-1-0								
22-13-0		3-9-0		4-1-0		HOME		2-2-0		1-1-0		12-0-0								
5-15-0		0-6-0		4-5-0		AWAY		1-3-0		0-0-0		0-1-0								
0-1-0		0-1-0		0-0-0		NEUTRAL		0-0-0		0-0-0		0-0-0								
19-6-0		0-0-0		3-2-0		NON-CONFERENCE		3-2-0		1-1-0		12-1-0								
17-3-0		0-0-0		2-0-0		HOME		2-2-0		1-1-0		12-0-0								
2-3-0		0-0-0		1-0-		AWAY		1-0-0		0-0-0		0-1-0								
0-0-0		0-0-0		0-0-0		NEUTRAL		0-0-0		0-0-0		0-0-0								
8-23-0		3-16-0		5-4-0		CONFERENCE		0-3-0		0-0-0		0-0-0								
5-10-0		3-9-0		2-1-0		HOME		0-0-0		0-0-0		0-0-0								
3-12-0		0-6-0		3-3-0		AWAY		0-3-0		0-0-0		0-0-0								
0-1-0		0-1-0		0-0-0		NEUTRAL		0-0-0		0-0-0		0-0-0								
RPI	S	Opponent		Score		RPI	S	Opponent		Score		RPI	S	Opponent		Score				
1	A	Arkansas		7 9		26	A	LSU		6 1		75	A	Tennessee		4 5				
1	A	Arkansas		4 7		26	A	LSU		5 7		75	A	Tennessee		1 2				
1	A	Arkansas		3 7		26	A	LSU		3 7		75	A	Tennessee		0 3				
4	H	Ole Miss		3 0		31	H	Kentucky		2 5		87	H	New Mexico St.		3 1				
4	H	Ole Miss		2 3		31	H	Kentucky		4 2		87	H	New Mexico St.		0 3				
4	H	Ole Miss		8 10		31	H	Kentucky		4 2		87	H	New Mexico St.		5 2				
9	H	Auburn		5 20		38	H	Southern Mi ss.		3 0		90	A	Samford		13 3				
9	H	Auburn		0 5		41	H	Troy		4 3		90	H	Samford		0 6				
9	H	Auburn		5 19		43	A	Okl ahoma		13 1										
9	N	Auburn		2 5		43	A	Okl ahoma		1 2										
10	H	Georgi a		5 6		43	A	Okl ahoma		4 16										
10	H	Georgi a		10 9		47	A	Mi ssouri		2 1										
10	H	Georgi a		5 6		47	A	Mi ssouri		0 1										
17	A	Texas A&M		2 3		47	A	Mi ssouri		5 1										
17	A	Texas A&M		6 9																
17	A	Texas A&M		6 12																
18	H	Mi ssi ssi ppi St.		4 6																
18	H	Mi ssi ssi ppi St.		4 3																
18	H	Mi ssi ssi ppi St.		12 14																
						LAST 10 GAMES														
						4	H	Ole Miss		8 10		26	A	LSU		5 7				
						4	H	Ole Miss		3 0		124	H	Jacksonville St.		9 8				
						4	H	Ole Miss		2 3		18	H	Mi ssi ssi ppi St.		4 6				
						26	A	LSU		3 7		18	H	Mi ssi ssi ppi St.		4 3				
						26	A	LSU		6 1		18	H	Mi ssi ssi ppi St.		12 14				

Non-Div. I Games:

Alabama

Average RPI Win:		127	WON-LOST RECORD		WINNING PCT. RANK		LAST 10 GAMES		STRENGTH OF SCHEDULE		OPP. STRENGTH OF SCHEDULE		TEAM RPI		ADJ RPI		CONF. RPI		ADJ CONF. RPI	
DIV. I ONLY			29-25-0		.53704		120	5-5-0	60		43		83	.52612		83	3	3		
DIV. I NON-CONF.			16-6-0		.72727		29	1-1-0	147		210		74	.53495		73	3	3		
TOTALS		RPI 1-25		RPI 26-50		W-L RECORDS		RPI 51-100		RPI 101-150		RPI 150+								
29-25-0		5-9-0		0-1-0		OVERALL		6-6-0		7-5-0		11-4-0								
21-12-0		1-5-0		0-0-0		HOME		3-1-0		6-2-0		11-4-0								
5-12-0		3-3-0		0-1-0		AWAY		1-5-0		1-3-0		0-0-0								
3-1-0		1-1-0		0-0-0		NEUTRAL		2-0-0		0-0-0		0-0-0								
16-6-0		0-0-0		0-1-0		NON-CONFERENCE		3-0-0		4-2-0		9-3-0								
14-4-0		0-0-0		0-0-0		HOME		1-0-0		4-1-0		9-3-0								
0-2-0		0-0-0		0-0-		AWAY		0-0-0		0-1-0		0-0-0								
2-0-0		0-0-0		0-0-0		NEUTRAL		2-0-0		0-0-0		0-0-0								
13-19-0		5-9-0		0-0-0		CONFERENCE		3-6-0		3-3-0		2-1-0								
7-8-0		1-5-0		0-0-0		HOME		2-1-0		2-1-0		2-1-0								
5-10-0		3-3-0		0-0-0		AWAY		1-5-0		1-2-0		0-0-0								
1-1-0		1-1-0		0-0-0		NEUTRAL		0-0-0		0-0-0		0-0-0								
RPI	S	Opponent		Score		RPI	S	Opponent		Score		RPI	S	Opponent		Score				
5	H	North Carolina		6	8	45	A	UCF		3	6	103	H	George Washington		3	2			
5	H	North Carolina		6	12							108	A	Pittsburgh		5	7			
5	H	North Carolina		4	0							108	A	Pittsburgh		1	4			
11	N	Florida St.		2	3							108	A	Pittsburgh		10	7			
13	H	Clemson		2	3							117	H	Richmond		3	11			
13	H	Clemson		4	5							129	A	VCU		3	11			
13	H	Clemson		8	9							129	H	VCU		2	0			
14	A	Duke		3	6							130	H	Liberty		14	3			
14	A	Duke		3	0							145	H	James Madison		3	2			
14	A	Duke		2	3							146	H	Virginia Tech		4	5			
21	A	Louisville		2	1							146	H	Virginia Tech		9	0			
21	A	Louisville		5	4							146	H	Virginia Tech		6	5			
21	A	Louisville		4	5							169	H	VMI		4	9			
24	N	NC State		4	2							169	H	VMI		10	9			
												172	H	Boston College		10	9			
												172	H	Boston College		7	3			
												172	H	Boston College		2	6			
												175	H	Eastern Ky.		13	1			
												175	H	Eastern Ky.		12	3			
												175	H	Eastern Ky.		6	7			
												194	H	Yale		7	6			
												194	H	Yale		5	4			
												194	H	Yale		4	11			
												213	H	Radford		12	4			
												242	H	William & Mary		4	3			
												248	H	Old Dominion		4	0			
												264	H	Longwood		6	0			
						LAST 10 GAMES														
24 N NC State						4	2	117 H Richmond						3	11					
11 N Florida St.						2	3	56 H Georgia Tech						8	4					
71 A Wake Forest						12	18	56 H Georgia Tech						1	5					
71 A Wake Forest						15	3	56 H Georgia Tech						8	6					
71 A Wake Forest						3	7	129 H VCU						2	0					

Non-Div. I Games:

Vi rgi ni a

Average RPI Win:		188	WON-LOST RECORD		WINNING PCT. RANK		LAST 10 GAMES		STRENGTH OF SCHEDULE		OPP. STRENGTH OF SCHEDULE		TEAM RPI		ADJ RPI		CONF. RPI		ADJ CONF. RPI				
DIV. I ONLY			32-21-0		.60377 71		1-9-0		129		138		84		.52527 84		7 7						
DIV. I NON-CONF.			24-8-0		.75 25		0-1-0		184		223		42		.55391 42		10 10						
TOTALS		RPI 1-25		RPI 26-50		W-L RECORDS		RPI 51-100		RPI 101-150		RPI 150+											
32-21-0		1-6-0		1-1-0		OVERALL		1-2-0		4-4-0		25-8-0											
19-11-0		0-3-0		0-0-0		HOME		1-0-0		3-4-0		15-4-0											
13-10-0		1-3-0		1-1-0		AWAY		0-2-0		1-0-0		10-4-0											
0-0-0		0-0-0		0-0-0		NEUTRAL		0-0-0		0-0-0		0-0-0											
24-8-0		0-1-0		1-1-0		NON-CONFERENCE		1-2-0		2-0-0		20-4-0											
15-3-0		0-0-0		0-0-0		HOME		1-0-0		1-0-0		13-3-0											
9-5-0		0-1-0		1-0-		AWAY		0-2-0		1-0-0		7-1-0											
0-0-0		0-0-0		0-0-0		NEUTRAL		0-0-0		0-0-0		0-0-0											
8-13-0		1-5-0		0-0-0		CONFERENCE		0-0-0		2-4-0		5-4-0											
4-8-0		0-3-0		0-0-0		HOME		0-0-0		2-4-0		2-1-0											
4-5-0		1-2-0		0-0-0		AWAY		0-0-0		0-0-0		3-3-0											
0-0-0		0-0-0		0-0-0		NEUTRAL		0-0-0		0-0-0		0-0-0											
RPI	S	Opponent		Score		RPI	S	Opponent		Score		RPI	S	Opponent		Score		RPI	S	Opponent		Score	
3	A	Florida		4	8	29	A	South Fla.		3	10	65	A	Mi ami (FL)		1	8	115	H	North Florida		1	16
7	H	Stetson		1	3	30	A	Fla. Atlantic		4	2	65	A	Mi ami (FL)		1	7	115	H	North Florida		4	9
7	H	Stetson		2	4							65	H	Mi ami (FL)		1	0	115	H	North Florida		2	3
7	H	Stetson		4	9													125	H	Kennesaw St.		1	2
23	A	Jacksonville		1	5													125	H	Kennesaw St.		3	0
23	A	Jacksonville		4	3													125	H	Kennesaw St.		4	3
23	A	Jacksonville		5	15													135	A	FIU		13	6
																		135	H	FIU		4	3
																		154	H	NJIT		3	4
																		154	H	NJIT		9	1
																		154	H	NJIT		3	1
																		165	H	ETSU		8	10
																		165	H	ETSU		6	1
																		165	H	ETSU		11	2
																		166	H	Rutgers		3	6
																		166	H	Rutgers		9	8
																		166	H	Rutgers		9	13
																		176	A	Li pscomb		4	11
																		176	A	Li pscomb		5	1
																		176	A	Li pscomb		2	14
																		195	A	Bethune-Cookman		10	4
																		195	A	Bethune-Cookman		8	1
																		195	A	Bethune-Cookman		1	3
																		218	H	Eastern Mi ch.		8	7
																		218	H	Eastern Mi ch.		12	11
																		218	H	Eastern Mi ch.		6	5
																		218	H	Eastern Mi ch.		12	3
																		225	A	Jackson St.		9	4
																		225	A	Jackson St.		6	3
																		225	A	Jackson St.		9	4
																		230	A	USC Upstate		6	7
																		230	A	USC Upstate		14	1
																		230	A	USC Upstate		3	2
																		233	H	UMBC		5	0

F
G
C
U

Non-Div. I Games:

FGCU

RPI	S	Opponent	Score	
233	H	UMBC	6	3
233	H	UMBC	14	3
256	A	Florida A&M	15	7
256	A	Florida A&M	13	12
268	H	Evansville	4	2
268	H	Evansville	10	0
268	H	Evansville	7	3

F
G
C
U

F
G
C
U

FGCU

Average RPI Win:		188	WON-LOST		WINNING		LAST 10		STRENGTH OF		OPP. STRENGTH		TEAM	ADJ		CONF.	ADJ CONF.							
Average RPI Loss:		83	RECORD		PCT. RANK		GAMES		SCHEDULE		OF SCHEDULE		RPI	RPI		RPI	RPI							
DIV. I ONLY			29-19-0		.60417		70		3-7-0		202		113		85		.5245		85		10		10	
DIV. I NON-CONF.			16-7-0		.69565		33		0-0-0		251		186		65		.54141		65		8		8	
TOTALS		RPI 1-25		RPI 26-50				W-L RECORDS				RPI 51-100				RPI 101-150				RPI 150+				
29-19-0		1-2-0		2-8-0				OVERALL				3-3-0				5-4-0				18-2-0				
6-6-0		0-0-0		1-5-0				HOME				2-1-0				0-0-0				3-0-0				
17-10-0		1-2-0		1-1-0				AWAY				1-2-0				4-4-0				10-1-0				
6-3-0		0-0-0		0-2-0				NEUTRAL				0-0-0				1-0-0				5-1-0				
16-7-0		1-2-0		1-1-0				NON-CONFERENCE				1-2-0				1-1-0				12-1-0				
3-0-0		0-0-0		0-0-0				HOME				0-0-0				0-0-0				3-0-0				
9-6-0		1-2-0		1-0-				AWAY				1-2-0				1-1-0				5-0-0				
4-1-0		0-0-0		0-0-0				NEUTRAL				0-0-0				0-0-0				4-1-0				
13-12-0		0-0-0		1-7-0				CONFERENCE				2-1-0				4-3-0				6-1-0				
3-6-0		0-0-0		1-5-0				HOME				2-1-0				0-0-0				0-0-0				
8-4-0		0-0-0		0-0-0				AWAY				0-0-0				3-3-0				5-1-0				
2-2-0		0-0-0		0-2-0				NEUTRAL				0-0-0				1-0-0				1-0-0				
RPI	S	Opponent		Score		RPI	S	Opponent		Score		RPI	S	Opponent		Score		RPI	S	Opponent		Score		
23	A	Jacksonville		5	7	27	H	Missouri St.		2	13	56	A	Georgia Tech		10	7	123	A	Illinois St.		6	13	
23	A	Jacksonville		12	8	27	H	Missouri St.		2	0	73	H	Indiana St.		6	3	123	A	Illinois St.		9	3	
23	A	Jacksonville		5	9	27	H	Missouri St.		4	5	73	H	Indiana St.		7	6	123	A	Illinois St.		9	6	
						37	H	DBU		2	13	73	H	Indiana St.		3	9	123	N	Illinois St.		14	2	
						37	H	DBU		3	7	78	A	Iowa		9	13	125	A	Kennesaw St.		6	4	
						37	H	DBU		4	11	95	A	Saint Louis		2	3	137	A	Georgia St.		1	3	
						37	N	DBU		7	14							144	A	Southern Ill.		0	3	
						37	N	DBU		1	11							144	A	Southern Ill.		5	3	
						45	A	UCF		5	6							144	A	Southern Ill.		2	3	
						50	A	Illinois		4	3							198	A	Valparaiso		10	4	
																		198	A	Valparaiso		2	5	
																		198	A	Valparaiso		5	4	
																		198	N	Valparaiso		11	9	
																		222	H	SIUE		8	6	
																		250	N	South Dakota St.		5	1	
																		250	N	South Dakota St.		8	6	
																		250	N	South Dakota St.		4	2	
																		259	N	Massachusetts		6	3	
																		259	N	Massachusetts		2	6	
																		261	A	Chicago St.		8	3	
																		261	H	Chicago St.		16	1	
																		266	A	Belmont		7	2	
																		266	A	Belmont		7	4	
																		266	A	Belmont		14	10	
																		268	A	Evansville		14	3	
																		268	A	Evansville		8	5	
																		268	A	Evansville		9	4	
																		280	A	Western Ill.		14	7	
																		280	H	Western Ill.		9	2	
LAST 10 GAMES																								
						37	N	DBU		1	11	144	A	Southern Ill.		2	3	280	A	Western Ill.		14	7	
						37	N	DBU		7	14	144	A	Southern Ill.		5	3							
						198	N	Valparaiso		11	9	37	H	DBU		4	11							
						123	N	Illinois St.		14	2	37	H	DBU		3	7							
						144	A	Southern Ill.		0	3	37	H	DBU		2	13							

Non-Div. I Games: Robert Morris-S'fiel 10 0 Webber Int'l 11 1 Robert Morris-S'fiel 17 0

Bradley

Average RPI Win:		98	WON-LOST RECORD		WINNING PCT. RANK		LAST 10 GAMES		STRENGTH OF SCHEDULE		OPP. STRENGTH OF SCHEDULE		TEAM RPI		ADJ RPI		CONF. RPI		ADJ CONF. RPI				
DIV. I ONLY			25-33-0		.43103 203		3-7-0		10		41		86		.52375 86		4		4				
DIV. I NON-CONF.			15-17-0		.46875 161		0-1-0		14		56		86		.52469 86		4		4				
TOTALS		RPI 1-25		RPI 26-50				W-L RECORDS				RPI 51-100				RPI 101-150				RPI 150+			
25-33-0		1-9-0		9-11-0				OVERALL				6-7-0				2-4-0				7-2-0			
19-14-0		0-3-0		6-5-0				HOME				5-3-0				1-1-0				7-2-0			
5-17-0		1-5-0		2-5-0				AWAY				1-4-0				1-3-0				0-0-0			
1-2-0		0-1-0		1-1-0				NEUTRAL				0-0-0				0-0-0				0-0-0			
15-17-0		0-3-0		5-5-0				NON-CONFERENCE				3-4-0				2-4-0				5-1-0			
13-8-0		0-0-0		4-4-0				HOME				3-2-0				1-1-0				5-1-0			
2-9-0		0-3-0		1-0-				AWAY				0-2-0				1-3-0				0-0-0			
0-0-0		0-0-0		0-0-0				NEUTRAL				0-0-0				0-0-0				0-0-0			
10-16-0		1-6-0		4-6-0				CONFERENCE				3-3-0				0-0-0				2-1-0			
6-6-0		0-3-0		2-1-0				HOME				2-1-0				0-0-0				2-1-0			
3-8-0		1-2-0		1-4-0				AWAY				1-2-0				0-0-0				0-0-0			
1-2-0		0-1-0		1-1-0				NEUTRAL				0-0-0				0-0-0				0-0-0			
RPI	S	Opponent		Score		RPI	S	Opponent		Score		RPI	S	Opponent		Score		RPI	S	Opponent		Score	
4	A	Ole Miss		3	6	26	A	LSU		4	10	54	A	Wichita St.		2	8	112	A	Long Beach St.		10	6
4	A	Ole Miss		4	5	26	H	LSU		10	9	54	A	Wichita St.		3	9	112	A	Long Beach St.		0	1
4	A	Ole Miss		1	9	29	A	South Fla.		8	10	54	A	Wichita St.		19	4	112	A	Long Beach St.		2	13
16	H	East Carolina		1	6	29	A	South Fla.		3	14	58	A	Louisiana		6	7	147	A	New Orleans		7	8
16	H	East Carolina		3	8	29	A	South Fla.		3	2	58	H	Louisiana		2	5	147	H	New Orleans		2	3
16	H	East Carolina		5	9	38	A	Southern Miss.		10	7	69	H	Wright St.		4	3	147	H	New Orleans		4	3
16	N	East Carolina		5	6	38	H	Southern Miss.		3	12	69	H	Wright St.		11	5	165	H	ETSU		1	9
20	A	UConn		2	9	40	H	Purdue		6	2	69	H	Wright St.		6	5	165	H	ETSU		21	7
20	A	UConn		2	6	40	H	Purdue		8	12	79	A	Southeastern La.		3	9	165	H	ETSU		9	4
20	A	UConn		7	1	40	H	Purdue		1	0	79	H	Southeastern La.		12	13	192	H	Memphis		13	2
						42	H	Houston		2	0	96	H	Cincinnati		0	1	192	H	Memphis		2	3
						42	H	Houston		17	16	96	H	Cincinnati		5	3	192	H	Memphis		9	1
						42	H	Houston		3	5	96	H	Cincinnati		8	7	215	H	Texas Southern		8	2
						42	N	Houston		11	6							224	H	Lamar University		7	1
						42	N	Houston		7	18							224	H	Lamar University		6	2
						44	H	Cal St. Fullerton		3	9												
						44	H	Cal St. Fullerton		6	9												
						44	H	Cal St. Fullerton		9	3												
						45	A	UCF		6	7												
						45	A	UCF		2	3												
						LAST 10 GAMES																	
						42	N	Houston		7	18	58	A	Louisiana		6	7						
						16	N	East Carolina		5	6	192	H	Memphis		2	3						
						42	N	Houston		11	6	192	H	Memphis		13	2						
						45	A	UCF		2	3	192	H	Memphis		9	1						
						45	A	UCF		6	7	16	H	East Carolina		1	6						

Non-Div. I Games:

Tulane

Average RPI Win:		203	WON-LOST RECORD		WINNING PCT. RANK		LAST 10 GAMES		STRENGTH OF SCHEDULE		OPP. STRENGTH OF SCHEDULE		TEAM RPI		ADJ RPI		CONF. RPI		ADJ CONF. RPI	
DIV. I ONLY			39-22-0		.63934 46		6-4-0		205		163		87		.52283 87		21		21	
DIV. I NON-CONF.			18-14-0		.5625 102		0-2-0		223		97		132		.50462 132		24		24	
TOTALS		RPI 1-25		RPI 26-50		W-L RECORDS		RPI 51-100		RPI 101-150		RPI 150+								
39-22-0		0-5-0		0-2-0		OVERALL		2-5-0		5-5-0		32-5-0								
22-5-0		0-0-0		0-0-0		HOME		0-0-0		1-2-0		21-3-0								
13-14-0		0-4-0		0-2-0		AWAY		2-4-0		2-2-0		9-2-0								
4-3-0		0-1-0		0-0-0		NEUTRAL		0-1-0		2-1-0		2-0-0								
18-14-0		0-5-0		0-2-0		NON-CONFERENCE		2-5-0		1-0-0		15-2-0								
13-2-0		0-0-0		0-0-0		HOME		0-0-0		0-0-0		13-2-0								
5-10-0		0-4-0		0-0-		AWAY		2-4-0		1-0-0		2-0-0								
0-2-0		0-1-0		0-0-0		NEUTRAL		0-1-0		0-0-0		0-0-0								
21-8-0		0-0-0		0-0-0		CONFERENCE		0-0-0		4-5-0		17-3-0								
9-3-0		0-0-0		0-0-0		HOME		0-0-0		1-2-0		8-1-0								
8-4-0		0-0-0		0-0-0		AWAY		0-0-0		1-2-0		7-2-0								
4-1-0		0-0-0		0-0-0		NEUTRAL		0-0-0		2-1-0		2-0-0								
RPI	S	Opponent		Score		RPI	S	Opponent		Score		RPI	S	Opponent		Score				
8	A	Texas Tech		0	12	48	A	Ari zona		0	14	59	N	Kent St.		1	2			
8	A	Texas Tech		2	9	48	A	Ari zona		4	5	64	A	Gonzaga		1	2			
8	N	Texas Tech		1	2							64	A	Gonzaga		2	10			
18	A	Mississippi St.		1	9							64	A	Gonzaga		2	1			
18	A	Mississippi St.		0	6							82	A	Alabama		3	0			
												82	A	Alabama		2	5			
												82	A	Alabama		1	3			
												114	H	Sacramento St.		8	2			
												114	H	Sacramento St.		3	7			
												114	H	Sacramento St.		2	6			
												114	N	Sacramento St.		2	0			
												114	N	Sacramento St.		4	3			
												114	N	Sacramento St.		3	4			
												122	A	Grand Canyon		4	8			
												122	A	Grand Canyon		3	13			
												122	A	Grand Canyon		13	1			
												126	A	Ari zona St.		8	7			
												163	H	Harvard		11	5			
												163	H	Harvard		23	4			
												163	H	Harvard		11	9			
												163	H	Harvard		4	5			
												164	A	New Mexico		4	3			
												164	A	New Mexico		9	1			
												164	H	New Mexico		13	2			
												182	H	Seattle U		12	2			
												182	H	Seattle U		4	5			
												182	H	Seattle U		12	6			
												182	N	Seattle U		11	1			
												216	A	Northern Colo.		12	9			
												216	A	Northern Colo.		6	3			
												216	A	Northern Colo.		7	13			
												220	H	Maine		6	5			
												220	H	Maine		8	5			
												220	H	Maine		10	6			
												220	H	Maine		14	7			
												229	A	CSU Bakersfi eld		9	3			
												229	A	CSU Bakersfi eld		5	2			
												229	A	CSU Bakersfi eld		9	3			
												229	N	CSU Bakersfi eld		4	0			
												235	A	UTRGV		4	5			
												235	A	UTRGV		4	2			
												235	A	UTRGV		14	3			
												59	N	Kent St.		1	2			
												8	A	Texas Tech		2	9			
												114	N	Sacramento St.		4	3			
												182	N	Seattle U		11	1			
												114	N	Sacramento St.		3	4			

Non-Div. I Games:	Sul Ross St.	14	8
-------------------	--------------	----	---

New Mexico St.




RPI	S	Opponent	Score	
235	A	UTRGV	14	3
245	H	Utah Valley	4	3
245	H	Utah Valley	17	7
245	H	Utah Valley	6	2
261	H	Chicago St.	12	7
261	H	Chicago St.	15	2
261	H	Chicago St.	12	4
273	H	Towson	24	4
273	H	Towson	6	11
273	H	Towson	13	3
292	H	Mississippi Val.	20	0
292	H	Mississippi Val.	15	4
292	H	Mississippi Val.	39	0

New Mexico St.

New Mexico St.

New Mexico St.

Non-Div. I Games:

 Tie,  Loss,  Non-Conf,S Site, H Home, A Away, N Neutral Page 107

RPI	S	Opponent	Score	
265	H	Central Conn. St.	3	0
270	A	Brown	6	4
293	A	Fai rlei gh Di cki nson	19	6
293	A	Fai rlei gh Di cki nson	16	0
293	A	Fai rlei gh Di cki nson	11	7
293	A	Fai rlei gh Di cki nson	3	2

Bryant

B
r
y
a
n
t

B
r
y
a
n
t

Average RPI Win:		130	WON-LOST		WINNING		LAST 10		STRENGTH OF		OPP. STRENGTH		TEAM	ADJ		CONF.	ADJ CONF.
Average RPI Loss:		72	RECORD		PCT. RANK		GAMES		SCHEDULE		OF SCHEDULE		RPI	RPI		RPI	RPI
DIV. I ONLY			26-31-2		.45763 181		5-5-0		23		73		89	.52139 89		11	11
DIV. I NON-CONF.			12-14-0		.46154 167		0-1-0		15		24		77	.53091 77		12	12
TOTALS		RPI 1-25		RPI 26-50		W-L RECORDS		RPI 51-100		RPI 101-150		RPI 150+					
26-31-2		0-5-0		4-8-1		OVERALL		8-11-0		4-3-0		10-4-1					
15-13-1		0-1-0		1-2-1		HOME		3-6-0		3-1-0		8-3-0					
8-14-1		0-4-0		2-3-0		AWAY		3-4-0		1-2-0		2-1-1					
3-4-0		0-0-0		1-3-0		NEUTRAL		2-1-0		0-0-0		0-0-0					
12-14-0		0-5-0		2-2-0		NON-CONFERENCE		4-5-0		3-2-0		3-0-0					
8-6-0		0-1-0		1-0-0		HOME		2-4-0		3-1-0		2-0-0					
3-6-0		0-4-0		1-0-		AWAY		1-0-0		0-1-0		1-0-0					
1-2-0		0-0-0		0-1-0		NEUTRAL		1-1-0		0-0-0		0-0-0					
14-17-2		0-0-0		2-6-1		CONFERENCE		4-6-0		1-1-0		7-4-1					
7-7-1		0-0-0		0-2-1		HOME		1-2-0		0-0-0		6-3-0					
5-8-1		0-0-0		1-2-0		AWAY		2-4-0		1-1-0		1-1-1					
2-2-0		0-0-0		1-2-0		NEUTRAL		1-0-0		0-0-0		0-0-0					
RPI	S	Opponent		Score		RPI	S	Opponent		Score		RPI	S	Opponent		Score	
6	A	Stanford		2	7	30	H	Fla. Atlantic		10	14	55	A	Sam Houston St.		5	3
6	A	Stanford		2	6	30	H	Fla. Atlantic		6	6	55	H	Sam Houston St.		9	14
6	A	Stanford		4	7	30	H	Fla. Atlantic		3	5	57	H	TCU		7	3
6	A	Stanford		0	2	30	N	Fla. Atlantic		5	4	61	A	Louisiana Tech		3	7
17	H	Texas A&M		4	13	30	N	Fla. Atlantic		4	7	61	A	Louisiana Tech		4	6
						30	N	Fla. Atlantic		8	9	61	A	Louisiana Tech		2	8
						38	A	Southern Miss.		1	12	61	N	Louisiana Tech		6	2
						38	A	Southern Miss.		7	6	64	H	Gonzaga		5	7
						38	A	Southern Miss.		7	8	64	H	Gonzaga		6	1
						42	A	Houston		0	1	64	H	Gonzaga		2	10
						42	H	Houston		4	3	64	H	Gonzaga		5	7
						42	N	Houston		2	7	80	H	Charlotte		6	8
						45	A	UCF		5	4	80	H	Charlotte		3	2
												80	H	Charlotte		4	6
												83	N	Virginia		0	3
												90	N	Samford		8	7
												98	A	UTSA		8	3
												98	A	UTSA		4	3
												98	A	UTSA		0	7
				LAST 10 GAMES													
						30	N	Fla. Atlantic		8	9	135	A	FIU		6	2
						30	N	Fla. Atlantic		4	7	42	N	Houston		2	7
						30	N	Fla. Atlantic		5	4	201	H	UAB		6	3
						61	N	Louisiana Tech		6	2	201	H	UAB		3	5
						135	A	FIU		6	8	201	H	UAB		8	5

Non-Div. I Games:

Rice

Average RPI Win:		161	WON-LOST RECORD		WINNING PCT. RANK		LAST 10 GAMES		STRENGTH OF SCHEDULE		OPP. STRENGTH OF SCHEDULE		TEAM RPI		ADJ RPI		CONF. RPI		ADJ CONF. RPI				
DIV. I ONLY			37-26-0		.5873 84		7-3-0		123		137		90		.52095 90		16		16				
DIV. I NON-CONF.			17-18-0		.48571 148		1-2-0		181		79		179		.48452 179		16		16				
TOTALS		RPI 1-25		RPI 26-50		W-L RECORDS		RPI 51-100		RPI 101-150		RPI 150+											
37-26-0		2-2-0		1-3-0		OVERALL		4-7-0		9-5-0		21-9-0											
19-13-0		1-0-0		0-1-0		HOME		2-2-0		5-3-0		11-7-0											
14-9-0		1-1-0		1-1-0		AWAY		1-3-0		2-2-0		9-2-0											
4-4-0		0-1-0		0-1-0		NEUTRAL		1-2-0		2-0-0		1-0-0											
17-18-0		2-2-0		1-3-0		NON-CONFERENCE		1-3-0		4-5-0		9-5-0											
11-9-0		1-0-0		0-1-0		HOME		0-1-0		2-3-0		8-4-0											
6-5-0		1-1-0		1-0-		AWAY		1-0-0		2-2-0		1-1-0											
0-4-0		0-1-0		0-1-0		NEUTRAL		0-2-0		0-0-0		0-0-0											
20-8-0		0-0-0		0-0-0		CONFERENCE		3-4-0		5-0-0		12-4-0											
8-4-0		0-0-0		0-0-0		HOME		2-1-0		3-0-0		3-3-0											
8-4-0		0-0-0		0-0-0		AWAY		0-3-0		0-0-0		8-1-0											
4-0-0		0-0-0		0-0-0		NEUTRAL		1-0-0		2-0-0		1-0-0											
RPI	S	Opponent		Score		RPI	S	Opponent		Score		RPI	S	Opponent		Score							
9	A	Auburn		2	7	41	A	Troy		2	14	67	A	UNCG		2	7	124	A	Jacksonville St.		9	7
9	H	Auburn		12	3	41	H	Troy		4	5	67	A	UNCG		6	7	124	H	Jacksonville St.		9	3
11	A	Florida St.		7	6	43	N	Oklahoma		0	4	67	A	UNCG		5	7	125	A	Kennesaw St.		3	9
18	N	Mississippi St.		8	9	45	A	UCF		5	4	82	A	Alabama		6	0	125	A	Kennesaw St.		2	1
												82	H	Alabama		3	13	125	A	Kennesaw St.		3	9
												83	N	Virginia		4	10	137	H	Georgia St.		7	9
												89	N	Rice		7	8	137	H	Georgia St.		0	2
												91	H	Wofford		4	6	137	H	Georgia St.		0	1
												91	H	Wofford		5	4	139	H	Austin Peay		5	1
												91	H	Wofford		4	2	141	H	Mercer		4	0
												91	N	Wofford		5	2	141	H	Mercer		6	1
																		141	H	Mercer		7	0
																		141	N	Mercer		10	3
																		141	N	Mercer		14	4
																		151	A	Furman		4	2
																		151	A	Furman		10	0
																		151	A	Furman		4	3
																		151	N	Furman		4	0
																		163	H	Harvard		3	5
																		163	H	Harvard		3	1
																		163	H	Harvard		6	5
																		163	H	Harvard		8	0
																		165	H	ETSU		1	2
																		165	H	ETSU		4	7
																		165	H	ETSU		6	2
																		169	H	VMI		9	2
																		169	H	VMI		10	6
																		169	H	VMI		2	8
																		201	A	UAB		8	2
																		201	H	UAB		7	5
																		222	H	SIUE		0	1
																		222	H	SIUE		2	4
																		222	H	SIUE		0	5
																		236	A	Alabama St.		4	14
LAST 10 GAMES																							
				18	N	Mississippi St.		8	9					91	N	Wofford		5	2				
				43	N	Oklahoma		0	4					151	N	Furman		4	0				
				11	A	Florida St.		7	6					169	H	VMI		2	8				
				141	N	Mercer		14	4					169	H	VMI		10	6				
				141	N	Mercer		10	3					169	H	VMI		9	2				

Non-Div. I Games:

Samford

RPI	S	Opponent	Score	
236	H	Al abama St.	15	6
241	A	Western Caro.	5	1
241	A	Western Caro.	9	10
241	A	Western Caro.	11	4
244	A	The Ci tadel	9	4
244	A	The Ci tadel	15	2
244	A	The Ci tadel	7	0
286	H	Al abama A&M	9	2
286	H	Al abama A&M	6	2
286	H	Al abama A&M	3	2

S
a
m
f
o
r
d

S
a
m
f
o
r
d

Samford

Average RPI Win: 184		WON-LOST	WINNING	LAST 10	STRENGTH OF		OPP. STRENGTH	TEAM	ADJ	CONF.	ADJ CONF.
Average RPI Loss: 120		RECORD	PCT. RANK	GAMES	SCHEDULE		OF SCHEDULE	RPI	RPI	RPI	RPI
DIV. I ONLY		36-23-0	.61017	62	5-5-0		149	181	91	.52087	91
DIV. I NON-CONF.		20-12-0	.625	71	0-1-0		196	211	108	.51274	108
TOTALS		RPI 1-25	RPI 26-50		W-L RECORDS		RPI 51-100		RPI 101-150		RPI 150+
36-23-0		0-3-0	0-1-0		OVERALL		5-8-0		4-3-0		27-8-0
24-8-0		0-0-0	0-1-0		HOME		2-2-0		3-1-0		19-4-0
10-13-0		0-3-0	0-0-0		AWAY		3-4-0		1-2-0		6-4-0
2-2-0		0-0-0	0-0-0		NEUTRAL		0-2-0		0-0-0		2-0-0
20-12-0		0-3-0	0-1-0		NON-CONFERENCE		3-2-0		3-1-0		14-5-0
15-5-0		0-0-0	0-1-0		HOME		1-0-0		3-1-0		11-3-0
4-7-0		0-3-0	0-0-		AWAY		2-2-0		0-0-0		2-2-0
1-0-0		0-0-0	0-0-0		NEUTRAL		0-0-0		0-0-0		1-0-0
16-11-0		0-0-0	0-0-0		CONFERENCE		2-6-0		1-2-0		13-3-0
9-3-0		0-0-0	0-0-0		HOME		1-2-0		0-0-0		8-1-0
6-6-0		0-0-0	0-0-0		AWAY		1-2-0		1-2-0		4-2-0
1-2-0		0-0-0	0-0-0		NEUTRAL		0-2-0		0-0-0		1-0-0
RPI S	Opponent	Score	RPI S	Opponent	Score	RPI S	Opponent	Score	RPI S	Opponent	Score
10 A	Georgia	0 5	31 H	Kentucky	1 6	60 A	UNCW	3 4	116 H	Fordham	1 2
13 A	Clemson	3 6				60 A	UNCW	13 1	138 H	Marist	18 4
16 A	East Carolina	8 13				60 A	UNCW	5 4	138 H	Marist	9 4
						67 H	UNCG	2 9	138 H	Marist	7 5
						67 H	UNCG	5 11	141 A	Mercer	14 10
						67 H	UNCG	2 1	141 A	Mercer	5 7
						67 N	UNCG	7 15	141 A	Mercer	2 3
						70 H	Seton Hall	12 5	151 A	Furman	5 2
						80 A	Charlotte	9 10	151 A	Furman	13 5
						90 A	Samford	2 4	151 A	Furman	3 4
						90 A	Samford	6 4	159 H	Xavier	16 2
						90 A	Samford	4 5	165 H	ETSU	9 8
						90 N	Samford	2 5	165 H	ETSU	2 4
									165 H	ETSU	8 4
									165 N	ETSU	8 7
									167 A	Gardner-Webb	7 4
									167 H	Gardner-Webb	8 13
									169 A	VMI	4 12
									169 A	VMI	12 10
									169 A	VMI	8 4
									172 N	Boston College	12 10
									184 H	Dayton	4 2
									199 H	Winthrop	5 3
									230 A	USC Upstate	10 12
									230 H	USC Upstate	10 2
									237 H	Siena	12 6
									237 H	Siena	13 8
									237 H	Siena	10 4
									241 H	Western Caro.	3 2
									241 H	Western Caro.	6 5
									241 H	Western Caro.	5 3
									244 H	The Citadel	8 5
									244 H	The Citadel	6 5
									244 H	The Citadel	5 1

Non-Div. I Games:

Wofford

RPI	S	Opponent	Score	
258	H	Penn	5	4
258	H	Penn	7	6
258	H	Penn	8	6
262	A	UNC Asheville	3	5
262	H	UNC Asheville	4	10
276	A	Presbyterian	3	2
276	H	Presbyterian	2	9
276	H	Presbyterian	9	8

Wofford

W
o
f
f
o
r
d

W
o
f
f
o
r
d

Average RPI Win:		127	WON-LOST RECORD		WINNING PCT. RANK		LAST 10 GAMES		STRENGTH OF SCHEDULE		OPP. STRENGTH OF SCHEDULE		TEAM RPI		ADJ RPI		CONF. RPI		ADJ CONF. RPI	
DIV. I ONLY			26-29-0		.47273 165		4-6-0		48		48		92		.51953 92		5		5	
DIV. I NON-CONF.			14-9-0		.6087 81		0-0-0		104		131		72		.53541 72		5		5	
TOTALS		RPI 1-25		RPI 26-50		W-L RECORDS		RPI 51-100		RPI 101-150		RPI 150+								
26-29-0		1-10-0		5-5-0		OVERALL		4-2-0		3-6-0		13-6-0								
18-11-0		0-2-0		4-3-0		HOME		3-1-0		2-1-0		9-4-0								
6-18-0		1-8-0		1-2-0		AWAY		0-1-0		1-5-0		3-2-0								
2-0-0		0-0-0		0-0-0		NEUTRAL		1-0-0		0-0-0		1-0-0								
14-9-0		0-0-0		3-1-0		NON-CONFERENCE		2-1-0		1-2-0		8-5-0								
8-4-0		0-0-0		3-1-0		HOME		1-0-0		0-0-0		4-3-0								
4-5-0		0-0-0		0-0-		AWAY		0-1-0		1-2-0		3-2-0								
2-0-0		0-0-0		0-0-0		NEUTRAL		1-0-0		0-0-0		1-0-0								
12-20-0		1-10-0		2-4-0		CONFERENCE		2-1-0		2-4-0		5-1-0								
10-7-0		0-2-0		1-2-0		HOME		2-1-0		2-1-0		5-1-0								
2-13-0		1-8-0		1-2-0		AWAY		0-0-0		0-3-0		0-0-0								
0-0-0		0-0-0		0-0-0		NEUTRAL		0-0-0		0-0-0		0-0-0								
RPI	S	Opponent		Score		RPI	S	Opponent		Score		RPI	S	Opponent		Score				
2	A	Oregon St.		5	12	30	H	Fla. Atlantic		4	0	64	H	Gonzaga		6	3			
2	A	Oregon St.		1	2	30	H	Fla. Atlantic		10	4	72	H	Cal i forn i a		3	5			
2	A	Oregon St.		2	5	30	H	Fla. Atlantic		2	1	72	H	Cal i forn i a		8	5			
2	H	Oregon St.		3	4	30	H	Fla. Atlantic		0	5	72	H	Cal i forn i a		7	2			
2	H	Oregon St.		0	10	48	H	Ari zona		2	1	73	N	Indiana St.		8	5			
6	A	Stanford		0	4	48	H	Ari zona		2	10	74	A	UNLV		3	9			
6	A	Stanford		1	5	48	H	Ari zona		4	11									
6	A	Stanford		10	1	49	A	Washi ngton		0	4									
22	A	UCLA		4	12	49	A	Washi ngton		6	4									
22	A	UCLA		1	15	49	A	Washi ngton		1	2									
22	A	UCLA		2	10															
								LAST 10 GAMES												
						48	H	Ari zona		4	11	22	A	UCLA		4	12			
						48	H	Ari zona		2	1	208	H	Utah		4	3			
						48	H	Ari zona		2	10	208	H	Utah		13	1			
						22	A	UCLA		2	10	208	H	Utah		6	2			
						22	A	UCLA		1	15	2	H	Oregon St.		0	10			

Non-Div. I Games:

Oregon

Average RPI Win:		133	WON-LOST		WINNING		LAST 10		STRENGTH OF		OPP. STRENGTH		TEAM	ADJ		CONF.	ADJ CONF.						
Average RPI Loss:		66	RECORD		PCT. RANK		GAMES		SCHEDULE		OF SCHEDULE		RPI	RPI		RPI	RPI						
DIV. I ONLY			27-30-0		.47368	162	5-5-0		36		69		93	.51943		93	2	2					
DIV. I NON-CONF.			18-13-0		.58065	96	1-0-0		88		226		90	.52225		90	2	2					
TOTALS		RPI 1-25		RPI 26-50				W-L RECORDS		RPI 51-100				RPI 101-150				RPI 150+					
27-30-0		2-7-0		8-8-0				OVERALL		4-10-0				2-3-0				11-2-0					
20-11-0		1-2-0		5-2-0				HOME		4-5-0				0-0-0				10-2-0					
6-17-0		0-5-0		3-4-0				AWAY		0-5-0				2-3-0				1-0-0					
1-2-0		1-0-0		0-2-0				NEUTRAL		0-0-0				0-0-0				0-0-0					
18-13-0		0-2-0		4-1-0				NON-CONFERENCE		2-7-0				1-1-0				11-2-0					
15-5-0		0-0-0		3-1-0				HOME		2-2-0				0-0-0				10-2-0					
3-8-0		0-2-0		1-0-				AWAY		0-5-0				1-1-0				1-0-0					
0-0-0		0-0-0		0-0-0				NEUTRAL		0-0-0				0-0-0				0-0-0					
9-17-0		2-5-0		4-7-0				CONFERENCE		2-3-0				1-2-0				0-0-0					
5-6-0		1-2-0		2-1-0				HOME		2-3-0				0-0-0				0-0-0					
3-9-0		0-3-0		2-4-0				AWAY		0-0-0				1-2-0				0-0-0					
1-2-0		1-0-0		0-2-0				NEUTRAL		0-0-0				0-0-0				0-0-0					
RPI	S	Opponent		Score		RPI	S	Opponent		Score		RPI	S	Opponent		Score		RPI	S	Opponent		Score	
8	H	Texas Tech		0	10	27	A	Missouri St.		9	4	52	H	West Virginia		13	3	122	A	Grand Canyon		6	5
8	H	Texas Tech		6	15	27	H	Missouri St.		2	12	52	H	West Virginia		3	21	122	A	Grand Canyon		2	12
8	H	Texas Tech		17	3	33	H	St. John's (NY)		7	4	52	H	West Virginia		5	2	131	A	Kansas St.		6	7
11	A	Florida St.		5	10	33	H	St. John's (NY)		6	1	54	A	Wichi ta St.		0	11	131	A	Kansas St.		0	1
11	A	Florida St.		7	12	33	H	St. John's (NY)		6	5	54	H	Wichi ta St.		5	14	131	A	Kansas St.		9	8
19	A	Texas		0	4	35	A	Baylor		6	5	57	H	TCU		2	4	215	H	Texas Southern		3	2
19	A	Texas		4	14	35	A	Baylor		6	17	57	H	TCU		3	13	215	H	Texas Southern		7	1
19	A	Texas		4	5	35	A	Baylor		8	5	62	A	Creighton		11	14	215	H	Texas Southern		7	5
19	N	Texas		3	2	35	N	Baylor		5	10	96	A	Cincinnati		3	4	232	H	Northwestern		4	2
						36	A	Oklahoma St.		3	4	96	A	Cincinnati		3	9	232	H	Northwestern		10	3
						36	A	Oklahoma St.		1	12	96	A	Cincinnati		6	7	232	H	Northwestern		12	18
						36	A	Oklahoma St.		3	4	100	H	Morehead St.		8	6	243	H	Murray St.		5	10
						43	H	Oklahoma		6	5	100	H	Morehead St.		3	5	243	H	Murray St.		4	1
						43	H	Oklahoma		6	5	100	H	Morehead St.		12	0	243	H	Murray St.		5	3
						43	H	Oklahoma		6	14							280	H	Western Ill.		19	6
						43	N	Oklahoma		2	4							284	A	Omaha		9	5
																		284	H	Omaha		6	2
																		284	H	Omaha		8	6
LAST 10 GAMES																							
						43	N	Oklahoma		2	4	43	H	Oklahoma		6	5						
						35	N	Baylor		5	10	43	H	Oklahoma		6	5						
						19	N	Texas		3	2	131	A	Kansas St.		6	7						
						280	H	Western Ill.		19	6	131	A	Kansas St.		0	1						
						43	H	Oklahoma		6	14	131	A	Kansas St.		9	8						

Non-Div. I Games:

Kansas

Average RPI Win:		180	WON-LOST RECORD		WINNING PCT. RANK		LAST 10 GAMES		STRENGTH OF SCHEDULE		OPP. STRENGTH OF SCHEDULE		TEAM RPI		ADJ RPI		CONF. RPI		ADJ CONF. RPI					
DIV. I ONLY			38-24-0		.6129		60		7-3-0		185		170		94		.51889		94		17		17	
DIV. I NON-CONF.			14-11-0		.56		105		1-2-0		170		178		115		.51082		115		18		18	
TOTALS		RPI 1-25		RPI 26-50		W-L RECORDS		RPI 51-100		RPI 101-150		RPI 150+												
38-24-0		0-3-0		0-2-0		OVERALL		8-3-0		7-5-0		23-11-0												
19-9-0		0-0-0		0-0-0		HOME		3-2-0		2-1-0		14-6-0												
14-14-0		0-3-0		0-1-0		AWAY		3-1-0		4-4-0		7-5-0												
5-1-0		0-0-0		0-1-0		NEUTRAL		2-0-0		1-0-0		2-0-0												
14-11-0		0-3-0		0-2-0		NON-CONFERENCE		5-2-0		1-1-0		8-3-0												
9-3-0		0-0-0		0-0-0		HOME		1-1-0		0-0-0		8-2-0												
4-7-0		0-3-0		0-0-		AWAY		3-1-0		1-1-0		0-1-0												
1-1-0		0-0-0		0-1-0		NEUTRAL		1-0-0		0-0-0		0-0-0												
24-13-0		0-0-0		0-0-0		CONFERENCE		3-1-0		6-4-0		15-8-0												
10-6-0		0-0-0		0-0-0		HOME		2-1-0		2-1-0		6-4-0												
10-7-0		0-0-0		0-0-0		AWAY		0-0-0		3-3-0		7-4-0												
4-0-0		0-0-0		0-0-0		NEUTRAL		1-0-0		1-0-0		2-0-0												
RPI	S	Opponent		Score		RPI	S	Opponent		Score		RPI	S	Opponent		Score								
2	A	Oregon St.		3	9	26	A	LSU		5	9	53	N	San Diego St.		9	0							
17	A	Texas A&M		1	6	26	N	LSU		5	9	61	A	Louisiana Tech		6	4							
17	A	Texas A&M		6	7							61	H	Louisiana Tech		3	6							
												79	H	Southeastern La.		2	0							
												79	H	Southeastern La.		5	2							
												79	H	Southeastern La.		1	4							
												79	N	Southeastern La.		5	1							
												97	A	Little Rock		6	5							
												97	A	Little Rock		7	3							
												97	A	Little Rock		2	5							
												97	H	Little Rock		3	2							
																</								

Non-Div. I Games:

Northwestern St.

RPI	S	Opponent	Score	
258	H	Penn	2	1
258	H	Penn	8	2
258	H	Penn	5	8
260	H	SFA	16	2
260	H	SFA	3	2
260	H	SFA	5	6
271	H	Grambl ing	7	3
274	H	Abil ene Christian	5	0
274	H	Abil ene Christian	6	1
274	H	Abil ene Christian	9	1
292	H	Mi ssi ssi ppi Val .	34	0
292	H	Mi ssi ssi ppi Val .	21	0

Northwestern St.

N
o
r
t
h
w
e
s
t
e
r
n
s
t
.

N
o
r
t
h
w
e
s
t
e
r
n
s
t
.

Average RPI Win: 188		WON-LOST	WINNING	LAST 10	STRENGTH OF		OPP. STRENGTH	TEAM	ADJ	CONF.	ADJ CONF.
Average RPI Loss: 130		RECORD	PCT. RANK	GAMES	SCHEDULE		OF SCHEDULE	RPI	RPI	RPI	RPI
DIV. I ONLY		38-20-0	.65517	34	7-3-0		209	166	95	.51843	95
DIV. I NON-CONF.		16-16-0	.5	134	1-2-0		214	120	192	.47895	192
TOTALS		RPI 1-25	RPI 26-50		W-L RECORDS		RPI 51-100		RPI 101-150		RPI 150+
38-20-0		0-4-0	3-2-0		OVERALL		4-2-0		6-3-0		25-9-0
20-7-0		0-3-0	3-0-0		HOME		2-2-0		4-2-0		11-0-0
13-6-0		0-1-0	0-0-0		AWAY		1-0-0		0-0-0		12-5-0
5-7-0		0-0-0	0-2-0		NEUTRAL		1-0-0		2-1-0		2-4-0
16-16-0		0-4-0	3-2-0		NON-CONFERENCE		2-0-0		2-1-0		9-9-0
12-3-0		0-3-0	3-0-0		HOME		1-0-0		0-0-0		8-0-0
2-6-0		0-1-0	0-0-		AWAY		1-0-0		0-0-0		1-5-0
2-7-0		0-0-0	0-2-0		NEUTRAL		0-0-0		2-1-0		0-4-0
22-4-0		0-0-0	0-0-0		CONFERENCE		2-2-0		4-2-0		16-0-0
8-4-0		0-0-0	0-0-0		HOME		1-2-0		4-2-0		3-0-0
11-0-0		0-0-0	0-0-0		AWAY		0-0-0		0-0-0		11-0-0
3-0-0		0-0-0	0-0-0		NEUTRAL		1-0-0		0-0-0		2-0-0
RPI S	Opponent	Score	RPI S	Opponent	Score	RPI S	Opponent	Score	RPI S	Opponent	Score
4 A	Ole Miss	2 9	27 N	Missouri St.	8 9	78 A	Iowa	7 6	102 N	Notre Dame	3 7
23 H	Jacksonville	1 3	40 H	Purdue	15 1	85 H	Bradley	3 2	103 H	George Washington	4 5
23 H	Jacksonville	2 3	40 H	Purdue	11 9	99 H	Davidson	3 4	103 H	George Washington	7 1
23 H	Jacksonville	4 7	40 H	Purdue	7 3	99 H	Davidson	5 9	103 H	George Washington	12 1
			40 N	Purdue	2 5	99 H	Davidson	11 3	108 N	Pittsburgh	6 5
						99 N	Davidson	11 5	129 H	VCU	9 0
									129 H	VCU	7 1
									129 H	VCU	2 4
									144 N	Southern Ill.	10 5
									174 N	George Mason	5 0
									174 N	George Mason	5 4
									184 A	Dayton	9 8
									184 A	Dayton	8 4
									184 A	Dayton	17 4
									197 A	Incarnate Word	2 3
									197 N	Incarnate Word	2 5
									200 A	Southeast Mo. St.	2 4
									200 A	Southeast Mo. St.	8 10
									200 H	Southeast Mo. St.	5 2
									217 N	Toledo	1 4
									217 N	Toledo	8 16
									222 A	SIUE	6 7
									222 A	SIUE	5 4
									222 H	SIUE	5 2
									227 A	Saint Joseph's	10 0
									227 A	Saint Joseph's	7 3
									227 A	Saint Joseph's	4 1
									228 A	Eastern Ill.	11 14
									248 N	Old Dominion	3 8
									249 H	Oakland	8 0
									249 H	Oakland	6 4
									249 H	Oakland	9 3
									259 H	Massachusetts	6 1
									259 H	Massachusetts	11 7

Non-Div. I Games:

Saint Louis

RPI	S	Opponent	Score	
259	H	Massachusetts	6	2
261	H	Chi cago St.	8	4
261	H	Chi cago St.	7	2
261	H	Chi cago St.	4	0
277	A	St. Bonaventure	8	4
277	A	St. Bonaventure	9	1
283	A	La Salle	5	0
283	A	La Salle	11	1
283	A	La Salle	15	1

S
a
i
n
t
L
o
u
i
s

S
a
i
n
t
L
o
u
i
s

Saint Louis

Average RPI Win:		122	WON-LOST RECORD		WINNING PCT. RANK		LAST 10 GAMES		STRENGTH OF SCHEDULE		OPP. STRENGTH OF SCHEDULE		TEAM RPI		ADJ RPI		CONF. RPI		ADJ CONF. RPI					
DIV. I ONLY			28-28-0		.5		140		3-7-0		79		37		96		.51841		96		4		4	
DIV. I NON-CONF.			16-14-0		.53333		126		1-1-0		188		79		150		.49753		150		4		4	
TOTALS		RPI 1-25		RPI 26-50				W-L RECORDS				RPI 51-100				RPI 101-150				RPI 150+				
28-28-0		2-6-0		6-6-0				OVERALL				8-11-0				1-3-0				11-2-0				
18-11-0		1-2-0		4-3-0				HOME				3-4-0				0-0-0				10-2-0				
8-15-0		1-3-0		2-2-0				AWAY				3-7-0				1-3-0				1-0-0				
2-2-0		0-1-0		0-1-0				NEUTRAL				2-0-0				0-0-0				0-0-0				
16-14-0		0-1-0		2-0-0				NON-CONFERENCE				5-8-0				1-3-0				8-2-0				
11-6-0		0-0-0		1-0-0				HOME				3-4-0				0-0-0				7-2-0				
3-8-0		0-1-0		1-0-				AWAY				0-4-0				1-3-0				1-0-0				
2-0-0		0-0-0		0-0-0				NEUTRAL				2-0-0				0-0-0				0-0-0				
12-14-0		2-5-0		4-6-0				CONFERENCE				3-3-0				0-0-0				3-0-0				
7-5-0		1-2-0		3-3-0				HOME				0-0-0				0-0-0				3-0-0				
5-7-0		1-2-0		1-2-0				AWAY				3-3-0				0-0-0				0-0-0				
0-2-0		0-1-0		0-1-0				NEUTRAL				0-0-0				0-0-0				0-0-0				
RPI	S	Opponent		Score		RPI	S	Opponent		Score		RPI	S	Opponent		Score		RPI	S	Opponent		Score		
16	A	East Carolina		4	3	29	H	South Fla.		6	8	54	A	Wichita St.		8	2	127	A	San Diego		7	4	
16	A	East Carolina		6	13	29	H	South Fla.		10	7	54	A	Wichita St.		5	1	127	A	San Diego		3	4	
16	A	East Carolina		5	6	29	H	South Fla.		8	9	54	A	Wichita St.		1	9	149	A	Miami (OH)		2	7	
20	H	UConn		1	0	29	N	South Fla.		4	9	55	A	Sam Houston St.		6	10	149	A	Miami (OH)		8	9	
20	H	UConn		6	7	34	A	Indiana		8	3	55	A	Sam Houston St.		2	3	159	A	Xavier		6	1	
20	H	UConn		5	8	42	H	Houston		2	1	55	A	Sam Houston St.		3	5	159	H	Xavier		10	7	
20	N	UConn		2	6	42	H	Houston		4	2	69	A	Wright St.		8	14	192	H	Memphis		10	2	
21	A	Louisville		6	24	42	H	Houston		2	4	69	H	Wright St.		1	5	192	H	Memphis		8	7	
						45	A	UCF		9	6	69	N	Wright St.		11	1	192	H	Memphis		7	2	
						45	A	UCF		4	5	72	N	California		3	1	217	H	Toledo		9	8	
						45	A	UCF		2	11	75	H	Tennessee		2	3	217	H	Toledo		7	13	
						46	H	Ohio St.		14	4	75	H	Tennessee		1	2	217	H	Toledo		5	4	
												75	H	Tennessee		5	7	267	H	UT Martin		4	3	
												86	A	Tulane		3	5	267	H	UT Martin		6	1	
												86	A	Tulane		7	8	267	H	UT Martin		5	7	
												86	A	Tulane		1	0	267	H	UT Martin		6	3	
												93	H	Kansas		9	3	278	H	Northern Ky.		5	3	
												93	H	Kansas		7	6							
												93	H	Kansas		4	3							
LAST 10 GAMES																								
						20	N	UConn		2	6	46	H	Ohio St.		14	4							
						29	N	South Fla.		4	9	16	A	East Carolina		5	6							
						29	H	South Fla.		8	9	16	A	East Carolina		6	13							
						29	H	South Fla.		6	8	16	A	East Carolina		4	3							
						29	H	South Fla.		10	7	21	A	Louisville		6	24							

Non-Div. I Games:

Cincinnati

Average RPI Win: 139		WON-LOST RECORD		WINNING PCT. RANK		LAST 10 GAMES		STRENGTH OF SCHEDULE		OPP. STRENGTH OF SCHEDULE		TEAM RPI		ADJ RPI		CONF. RPI		ADJ CONF. RPI	
DIV. I ONLY		28-28-0		.5 140		2-8-0		91		104		97		.51808 97		8		8	
DIV. I NON-CONF.		12-12-0		.5 134		0-1-0		63		208		82		.52689 82		6		6	
TOTALS		RPI 1-25		RPI 26-50		W-L RECORDS		RPI 51-100		RPI 101-150		RPI 150+							
28-28-0		1-6-0		3-3-0		OVERALL		6-9-0		5-3-0		13-7-0							
14-9-0		0-0-0		0-0-0		HOME		4-5-0		1-0-0		9-4-0							
13-16-0		1-6-0		3-3-0		AWAY		2-3-0		3-1-0		4-3-0							
1-3-0		0-0-0		0-0-0		NEUTRAL		0-1-0		1-2-0		0-0-0							
12-12-0		1-3-0		1-2-0		NON-CONFERENCE		3-3-0		2-1-0		5-3-0							
6-3-0		0-0-0		0-0-0		HOME		2-2-0		1-0-0		3-1-0							
6-8-0		1-3-0		1-0-		AWAY		1-1-0		1-0-0		2-2-0							
0-1-0		0-0-0		0-0-0		NEUTRAL		0-0-0		0-1-0		0-0-0							
16-16-0		0-3-0		2-1-0		CONFERENCE		3-6-0		3-2-0		8-4-0							
8-6-0		0-0-0		0-0-0		HOME		2-3-0		0-0-0		6-3-0							
7-8-0		0-3-0		2-1-0		AWAY		1-2-0		2-1-0		2-1-0							
1-2-0		0-0-0		0-0-0		NEUTRAL		0-1-0		1-1-0		0-0-0							
RPI	S	Opponent		Score		RPI	S	Opponent		Score		RPI	S	Opponent		Score			
4	A	Ole Miss		2	10	36	A	Oklahoma St.		2	9	51	H	South Alabama		7	10		
15	A	Tennessee Tech		7	4	36	A	Oklahoma St.		12	6	51	H	South Alabama		13	9		
15	A	Tennessee Tech		7	17	41	A	Troy		3	1	51	H	South Alabama		7	4		
15	A	Tennessee Tech		3	7	41	A	Troy		0	2	58	A	Louisiana		0	4		
25	A	Coastal Caro.		0	1	41	A	Troy		3	1	58	A	Louisiana		0	1		
25	A	Coastal Caro.		0	4	43	A	Oklahoma		0	13	58	A	Louisiana		9	7		
25	A	Coastal Caro.		4	6							58	N	Louisiana		16	19		
												61	A	Louisiana Tech		2	1		
												61	H	Louisiana Tech		2	1		
												81	H	Ga. Southern		0	1		
												81	H	Ga. Southern		2	3		
												94	A	Northwestern St.		2	3		
												94	H	Northwestern St.		3	7		
												94	H	Northwestern St.		5	6		
												94	H	Northwestern St.		5	2		

Non-Div. I Games:

Little Rock

Average RPI Win:		163	WON-LOST RECORD		WINNING PCT. RANK		LAST 10 GAMES		STRENGTH OF SCHEDULE		OPP. STRENGTH OF SCHEDULE		TEAM RPI		ADJ RPI		CONF. RPI		ADJ CONF. RPI	
DIV. I ONLY			32-24-0		.57143 99		6-4-0		125		105		98		.51803 98		11		11	
DIV. I NON-CONF.			15-9-0		.625 71		1-0-0		195		132		113		.51131 113		12		12	
TOTALS		RPI 1-25		RPI 26-50		W-L RECORDS		RPI 51-100		RPI 101-150		RPI 150+								
32-24-0		0-4-0		1-5-0		OVERALL		5-6-0		5-2-0		21-7-0								
18-13-0		0-3-0		0-0-0		HOME		4-5-0		3-1-0		11-4-0								
13-9-0		0-1-0		1-4-0		AWAY		0-0-0		2-1-0		10-3-0								
1-2-0		0-0-0		0-1-0		NEUTRAL		1-1-0		0-0-0		0-0-0								
15-9-0		0-4-0		0-0-0		NON-CONFERENCE		0-0-0		3-1-0		12-4-0								
9-7-0		0-3-0		0-0-0		HOME		0-0-0		1-0-0		8-4-0								
6-2-0		0-1-0		0-0-		AWAY		0-0-0		2-1-0		4-0-0								
0-0-0		0-0-0		0-0-0		NEUTRAL		0-0-0		0-0-0		0-0-0								
17-15-0		0-0-0		1-5-0		CONFERENCE		5-6-0		2-1-0		9-3-0								
9-6-0		0-0-0		0-0-0		HOME		4-5-0		2-1-0		3-0-0								
7-7-0		0-0-0		1-4-0		AWAY		0-0-0		0-0-0		6-3-0								
1-2-0		0-0-0		0-1-0		NEUTRAL		1-1-0		0-0-0		0-0-0								
RPI	S	Opponent		Score		RPI	S	Opponent		Score		RPI	S	Opponent		Score				
8	H	Texas Tech		0 5		30	A	Fla. Atlantic		8 10		61	H	Louisiana Tech		0 13				
8	H	Texas Tech		0 3		30	A	Fla. Atlantic		8 1		61	H	Louisiana Tech		7 8				
8	H	Texas Tech		6 10		30	A	Fla. Atlantic		2 3		61	H	Louisiana Tech		4 3				
19	A	Texas		0 2		38	A	Southern Miss.		3 4		80	H	Charlotte		5 1				
						38	A	Southern Miss.		2 12		80	H	Charlotte		0 2				
						38	N	Southern Miss.		3 5		80	H	Charlotte		4 3				
												80	N	Charlotte		11 1				
												80	N	Charlotte		4 10				
												89	H	Rice		3 4				
												89	H	Rice		3 8				
												89	H	Rice		7 0				
														157 A A&M-Corpus Christi		6 1				
														157 H A&M-Corpus Christi		14 1				
														171 H San Francisco		2 11				
														171 H San Francisco		11 1				
														171 H San Francisco		13 5				
														187 H Columbia		8 5				
														187 H Columbia		7 11				
														187 H Columbia		3 2				
														187 H Columbia		3 9				
														189 A McNeese		14 3				
														189 A McNeese		5 2				
														189 A McNeese		1 0				
														197 H Incarnate Word		11 1				
														203 H Marshall		11 2				
														203 H Marshall		4 3				
														203 H Marshall		12 2				
														206 A Western Ky.		5 9				
														206 A Western Ky.		5 0				
														206 A Western Ky.		10 4				
														248 A Old Dominion		11 1				
														248 A Old Dominion		0 7				
														248 A Old Dominion		11 3				
														260 H SFA		1 5				
														274 H Abilene Christian		5 0				
				LAST 10 GAMES																
				80	N	Charlotte	4 10	80	H	Charlotte	0 2									
				38	N	Southern Miss.	3 5	274	H	Abilene Christian	5 0									
				80	N	Charlotte	11 1	248	A	Old Dominion	11 3									
				80	H	Charlotte	5 1	248	A	Old Dominion	0 7									
				80	H	Charlotte	4 3	248	A	Old Dominion	11 1									

Non-Div. I Games:

UTSA

RPI	S	Opponent	Score	
294	H	Prairie View	24	3

U
T
S
A

U
T
S
A

UTSA

Average RPI Win: 179		WON-LOST	WINNING	LAST 10	STRENGTH OF		OPP. STRENGTH	TEAM	ADJ	CONF.	ADJ CONF.
Average RPI Loss: 142		RECORD	PCT. RANK	GAMES	SCHEDULE		OF SCHEDULE	RPI	RPI	RPI	RPI
DIV. I ONLY		33-21-0	.61111	61	4-6-0		130	209	99	.51801	99
DIV. I NON-CONF.		18-9-0	.66667	42	2-0-0		234	246	134	.50385	134
TOTALS		RPI 1-25	RPI 26-50		W-L RECORDS		RPI 51-100		RPI 101-150		RPI 150+
33-21-0		0-1-0	0-1-0		OVERALL		3-4-0		9-5-0		21-10-0
21-11-0		0-0-0	0-0-0		HOME		1-0-0		3-3-0		17-8-0
11-8-0		0-1-0	0-1-0		AWAY		2-3-0		5-1-0		4-2-0
1-2-0		0-0-0	0-0-0		NEUTRAL		0-1-0		1-1-0		0-0-0
18-9-0		0-1-0	0-1-0		NON-CONFERENCE		1-2-0		0-0-0		17-5-0
16-4-0		0-0-0	0-0-0		HOME		1-0-0		0-0-0		15-4-0
2-5-0		0-1-0	0-0-		AWAY		0-2-0		0-0-0		2-1-0
0-0-0		0-0-0	0-0-0		NEUTRAL		0-0-0		0-0-0		0-0-0
15-12-0		0-0-0	0-0-0		CONFERENCE		2-2-0		9-5-0		4-5-0
5-7-0		0-0-0	0-0-0		HOME		0-0-0		3-3-0		2-4-0
9-3-0		0-0-0	0-0-0		AWAY		2-1-0		5-1-0		2-1-0
1-2-0		0-0-0	0-0-0		NEUTRAL		0-1-0		1-1-0		0-0-0
RPI S	Opponent	Score	RPI S	Opponent	Score	RPI S	Opponent	Score	RPI S	Opponent	Score
14 A	Duke	0 5	28 A	South Carolina	4 5	71 A	Wake Forest	5 15	106 A	Rhode Island	6 2
						71 H	Wake Forest	3 1	106 A	Rhode Island	12 2
						83 A	Virginia	1 12	106 A	Rhode Island	6 1
						95 A	Saint Louis	4 3	116 H	Fordham	4 5
						95 A	Saint Louis	9 5	116 H	Fordham	5 4
						95 A	Saint Louis	3 11	116 H	Fordham	2 5
						95 N	Saint Louis	5 11	117 A	Richmond	6 2
									117 A	Richmond	3 0
									117 A	Richmond	6 10
									117 N	Richmond	6 2
									117 N	Richmond	4 8
									129 H	VCU	1 14
									129 H	VCU	10 9
									129 H	VCU	13 9
									163 H	Harvard	13 3
									174 H	George Mason	4 3
									174 H	George Mason	9 5
									174 H	George Mason	0 2
									184 H	Dayton	1 12
									184 H	Dayton	6 8
									184 H	Dayton	5 9
									191 H	Georgetown	9 2
									191 H	Georgetown	10 5
									191 H	Georgetown	16 5
									194 H	Yale	5 7
									194 H	Yale	9 0
									199 A	Winthrop	0 3
									199 H	Winthrop	12 2
									202 H	Lehigh	1 4
									202 H	Lehigh	1 7
									202 H	Lehigh	7 3
									210 A	N. C. A&T	12 3
									226 A	N. C. Central	7 0
									226 H	N. C. Central	10 2
LAST 10 GAMES											
						117 N	Richmond	4 8	184 H	Dayton	5 9
						95 N	Saint Louis	5 11	276 H	Presbyterian	8 4
						117 N	Richmond	6 2	226 A	N. C. Central	7 0
						184 H	Dayton	1 12	95 A	Saint Louis	3 11
						184 H	Dayton	6 8	95 A	Saint Louis	9 5

Non-Div. I Games:

Davidson

RPI	S	Opponent	Score	
227	A	Sai nt Joseph' s	18	6
227	A	Sai nt Joseph' s	7	3
227	A	Sai nt Joseph' s	3	6
252	H	Lafayette	3	6
252	H	Lafayette	2	1
252	H	Lafayette	4	0
254	H	Charleston So.	4	3
255	H	Mt. St. Mary' s	9	1
255	H	Mt. St. Mary' s	18	7
255	H	Mt. St. Mary' s	4	2
276	H	Presbyteri an	8	4

Davi dson

D
a
v
i
d
s
o
n

D
a
v
i
d
s
o
n

[illegible]

Non-Div. I Games:	West Va. Tech	18	1
--------------------------	----------------------	-----------	----------

Morehead St.

RPI	S	Opponent	Score	
241	A	Western Caro.	2	6
243	A	Murray St.	10	0
243	A	Murray St.	10	14
243	A	Murray St.	8	14
266	H	Belmont	9	4
266	H	Belmont	5	3
266	H	Belmont	5	2
267	H	UT Martin	18	7
267	H	UT Martin	15	5
267	H	UT Martin	25	2
272	H	Ohio	9	8
286	A	Alabama A&M	5	0
286	A	Alabama A&M	5	0
286	A	Alabama A&M	7	1

Morehead St.

M
o
r
e
h
e
a
d
s
t
.

M
o
r
e
h
e
a
d
s
t
.

Average RPI Win: 146		WON-LOST RECORD		WINNING PCT. RANK		LAST 10 GAMES		STRENGTH OF SCHEDULE		OPP. STRENGTH OF SCHEDULE		TEAM RPI		ADJ RPI		CONF. RPI		ADJ CONF. RPI	
DIV. I ONLY		31-24-0		.56364 103		4-6-0		118		124		101		.51708 101		15		15	
DIV. I NON-CONF.		12-12-0		.5 134		0-1-0		82		73		105		.514 105		13		13	
TOTALS		RPI 1-25		RPI 26-50		W-L RECORDS		RPI 51-100		RPI 101-150		RPI 150+							
31-24-0		1-1-0		0-2-0		OVERALL		3-6-0		9-6-0		18-9-0							
17-11-0		0-0-0		0-0-0		HOME		2-2-0		5-2-0		10-7-0							
11-10-0		1-1-0		0-1-0		AWAY		1-2-0		4-4-0		5-2-0							
3-3-0		0-0-0		0-1-0		NEUTRAL		0-2-0		0-0-0		3-0-0							
12-12-0		1-1-0		0-2-0		NON-CONFERENCE		2-2-0		4-5-0		5-2-0							
7-6-0		0-0-0		0-0-0		HOME		2-2-0		2-2-0		3-2-0							
4-5-0		1-1-0		0-0-		AWAY		0-0-0		2-3-0		1-0-0							
1-1-0		0-0-0		0-1-0		NEUTRAL		0-0-0		0-0-0		1-0-0							
19-12-0		0-0-0		0-0-0		CONFERENCE		1-4-0		5-1-0		13-7-0							
10-5-0		0-0-0		0-0-0		HOME		0-0-0		3-0-0		7-5-0							
7-5-0		0-0-0		0-0-0		AWAY		1-2-0		2-1-0		4-2-0							
2-2-0		0-0-0		0-0-0		NEUTRAL		0-2-0		0-0-0		2-0-0							
RPI	S	Opponent		Score		RPI	S	Opponent		Score		RPI	S	Opponent		Score			
16	A	East Carolina		12	2	27	N	Missouri St.		7	8	109	A	Campbell		2	15		
22	A	UCLA		1	2	44	A	Cal St. Fullerton		2	3	61	H	Louisiana Tech		1	0		
												61	H	Louisiana Tech		2	3		
												61	H	Louisiana Tech		3	9		
												64	A	Gonzaga		0	1		
												64	A	Gonzaga		0	7		
												64	A	Gonzaga		11	8		
												64	N	Gonzaga		2	4		
												64	N	Gonzaga		2	17		
												128	A	Cal Poly		6	15		
												128	H	Cal Poly		11	9		
												134	A	Fresno St.		2	0		
												140	A	Saint Mary's (CA)		8	12		
												140	A	Saint Mary's (CA)		2	1		
												140	A	Saint Mary's (CA)		9	5		
												161	A	Santa Clara		7	0		
												161	A	Santa Clara		6	2		
												161	A	Santa Clara		9	8		
												164	H	New Mexico		11	7		
												168	A	Loyola Marymount		3	5		
												168	A	Loyola Marymount		6	2		
												168	A	Loyola Marymount		3	4		
												168	N	Loyola Marymount		7	6		
												170	H	Pacific		6	3		
												170	H	Pacific		5	3		
												170	H	Pacific		3	4		
												171	H	San Francisco		4	6		
												171	H	San Francisco		5	3		
												171	H	San Francisco		10	2		
												171	N	San Francisco		8	2		
												173	H	Portland		6	2		
												173	H	Portland		0	4		
												173	H	Portland		1	2		
												183	A	UC Santa Barbara		3	1		
LAST 10 GAMES						LAST 10 GAMES						LAST 10 GAMES							
						64	N	Gonzaga		2	17	173	H	Portland		6	2		
						168	N	Loyola Marymount		7	6	173	H	Portland		1	2		
						64	N	Gonzaga		2	4	128	A	Cal Poly		6	15		
						171	N	San Francisco		8	2	140	A	Saint Mary's (CA)		8	12		
						173	H	Portland		0	4	140	A	Saint Mary's (CA)		2	1		

Non-Div. I Games:

Pepperdine

RPI	S	Opponent	Score	
183	H	UC Santa Barbara	5	3
190	H	BYU	2	0
190	H	BYU	5	2
190	H	BYU	6	13
193	H	Michigan St.	2	5
193	H	Michigan St.	0	1
193	H	Michigan St.	5	1
227	N	Saint Joseph's	11	2

Pepperdine

P
e
p
p
e
r
d
i
n
e

P
e
p
p
e
r
d
i
n
e

Average RPI Win: 116		WON-LOST	WINNING	LAST 10	STRENGTH OF		OPP. STRENGTH	TEAM	ADJ		CONF.	ADJ CONF.		
Average RPI Loss: 79		RECORD	PCT. RANK	GAMES	SCHEDULE		OF SCHEDULE	RPI	RPI		RPI	RPI		
DIV. I ONLY		24-30-0	.44444	191	4-6-0		47	38	102		3	3		
DIV. I NON-CONF.		12-10-0	.54545	117	2-0-0		144	157	115		3	3		
TOTALS		RPI 1-25	RPI 26-50		W-L RECORDS		RPI 51-100		RPI 101-150		RPI 150+			
24-30-0		3-13-0	3-3-0		OVERALL		6-5-0		4-2-0		8-7-0			
13-9-0		1-2-0	0-0-0		HOME		3-2-0		4-2-0		5-3-0			
7-13-0		2-10-0	2-1-0		AWAY		1-2-0		0-0-0		2-0-0			
4-8-0		0-1-0	1-2-0		NEUTRAL		2-1-0		0-0-0		1-4-0			
12-10-0		0-0-0	3-3-0		NON-CONFERENCE		3-1-0		0-0-0		6-6-0			
4-3-0		0-0-0	0-0-0		HOME		1-1-0		0-0-0		3-2-0			
4-1-0		0-0-0	2-0-		AWAY		0-0-0		0-0-0		2-0-0			
4-6-0		0-0-0	1-2-0		NEUTRAL		2-0-0		0-0-0		1-4-0			
12-20-0		3-13-0	0-0-0		CONFERENCE		3-4-0		4-2-0		2-1-0			
9-6-0		1-2-0	0-0-0		HOME		2-1-0		4-2-0		2-1-0			
3-12-0		2-10-0	0-0-0		AWAY		1-2-0		0-0-0		0-0-0			
0-2-0		0-1-0	0-0-0		NEUTRAL		0-1-0		0-0-0		0-0-0			
RPI	S	Opponent	Score		RPI	S	Opponent	Score		RPI	S	Opponent	Score	
11	A	Florida St.	8	7	26	A	LSU	6	7	59	H	Kent St.	1	4
11	A	Florida St.	4	6	26	A	LSU	10	5	59	H	Kent St.	2	1
11	A	Florida St.	5	7	26	A	LSU	11	3	65	A	Mi ami (FL)	0	3
13	H	Clemson	2	5	34	N	Indi ana	0	3	65	A	Mi ami (FL)	0	9
13	H	Clemson	3	6	40	N	Purdue	4	2	65	A	Mi ami (FL)	9	5
13	H	Clemson	5	2	40	N	Purdue	7	8	65	N	Mi ami (FL)	2	6
13	N	Clemson	4	21						70	N	Seton Hal l	9	8
14	A	Duke	3	6						71	H	Wake Forest	3	9
14	A	Duke	4	16						71	H	Wake Forest	7	6
14	A	Duke	4	5						71	H	Wake Forest	5	2
21	A	Loui sville	7	10						95	N	Sai nt Loui s	7	3
21	A	Loui sville	0	5										
21	A	Loui sville	4	5										
24	A	NC State	5	13										
24	A	NC State	12	8										
24	A	NC State	2	12										
					LAST 10 GAMES									
					13	N	Cl emson	4	21	232	A	Northwestern	19	10
					65	N	Mi ami (FL)	2	6	108	H	Pi ttsburgh	7	8
					21	A	Loui sville	7	10	108	H	Pi ttsburgh	7	5
					21	A	Loui sville	0	5	108	H	Pi ttsburgh	7	4
					21	A	Loui sville	4	5	207	H	Western Mi ch.	14	4

Non-Div. I Games:

Notre Dame

Average RPI Win:		197	WON-LOST RECORD		WINNING PCT. RANK		LAST 10 GAMES		STRENGTH OF SCHEDULE		OPP. STRENGTH OF SCHEDULE		TEAM RPI		ADJ RPI		CONF. RPI		ADJ CONF. RPI	
DIV. I ONLY			32-26-0		.55172 111		5-5-0		101		223		103		.51558 103		19		19	
DIV. I NON-CONF.			16-13-0		.55172 111		0-0-0		83		241		87		.52456 87		20		20	
TOTALS		RPI 1-25		RPI 26-50		W-L RECORDS		RPI 51-100		RPI 101-150		RPI 150+								
32-26-0		1-3-0		0-6-0		OVERALL		1-3-0		7-5-0		23-9-0								
19-8-0		0-0-0		0-0-0		HOME		0-0-0		2-4-0		17-4-0								
10-15-0		1-2-0		0-6-0		AWAY		1-3-0		2-1-0		6-3-0								
3-3-0		0-1-0		0-0-0		NEUTRAL		0-0-0		3-0-0		0-2-0								
16-13-0		1-3-0		0-6-0		NON-CONFERENCE		0-1-0		0-0-0		15-3-0								
13-2-0		0-0-0		0-0-0		HOME		0-0-0		0-0-0		13-2-0								
3-10-0		1-2-0		0-0-		AWAY		0-1-0		0-0-0		2-1-0								
0-1-0		0-1-0		0-0-0		NEUTRAL		0-0-0		0-0-0		0-0-0								
16-13-0		0-0-0		0-0-0		CONFERENCE		1-2-0		7-5-0		8-6-0								
6-6-0		0-0-0		0-0-0		HOME		0-0-0		2-4-0		4-2-0								
7-5-0		0-0-0		0-0-0		AWAY		1-2-0		2-1-0		4-2-0								
3-2-0		0-0-0		0-0-0		NEUTRAL		0-0-0		3-0-0		0-2-0								
RPI	S	Opponent		Score		RPI	S	Opponent		Score		RPI	S	Opponent		Score				
7	A	Stetson		4	8	30	A	Fla. Atlantic		0	3	83	A	Virginia		2	3			
7	A	Stetson		9	0	30	A	Fla. Atlantic		1	6	95	A	Saint Louis		1	12			
7	A	Stetson		0	3	30	A	Fla. Atlantic		2	3	95	A	Saint Louis		5	4			
12	N	Minnesota		5	12	35	A	Baylor		3	6	95	A	Saint Louis		1	7			
						35	A	Baylor		1	6									
						35	A	Baylor		1	5									
								LAST 10 GAMES												
						117	N	Richmond		5	4	95	A	Saint Louis		5	4			
						174	N	George Mason		4	9	95	A	Saint Louis		1	12			
						116	N	Fordham		5	0	95	A	Saint Louis		1	7			
						174	N	George Mason		3	11	129	H	VCU		11	2			
						129	N	VCU		4	1	129	H	VCU		2	6			
														William & Mary						
														Towson						

Non-Div. I Games:

George Washington

RPI	S	Opponent	Score	
273	H	Towson	13	2
275	H	Coppin St.	16	5
277	A	St. Bonaventure	5	8
277	A	St. Bonaventure	5	2
277	A	St. Bonaventure	11	4
283	H	La Salle	11	6
283	H	La Salle	5	4
283	H	La Salle	8	2
296	H	UMES	8	3
297	H	Delaware St.	12	6

George Washington

G
e
o
r
g
e
W
a
s
h
i
n
g
t
o
n

G
e
o
r
g
e
W
a
s
h
i
n
g
t
o
n

Average RPI Win: 130		WON-LOST RECORD		WINNING PCT. RANK		LAST 10 GAMES		STRENGTH OF SCHEDULE		OPP. STRENGTH OF SCHEDULE		TEAM RPI		ADJ RPI		CONF. RPI		ADJ CONF. RPI	
DIV. I ONLY		24-30-0		.44444 191		5-5-0		41		76		104		.5155 104		6		6	
DIV. I NON-CONF.		15-16-0		.48387 149		1-0-0		20		60		69		.53852 69		7		7	
TOTALS		RPI 1-25		RPI 26-50		W-L RECORDS		RPI 51-100		RPI 101-150		RPI 150+							
24-30-0		3-5-0		1-8-0		OVERALL		5-7-0		6-4-0		9-6-0							
13-13-0		2-1-0		1-5-0		HOME		3-3-0		1-1-0		6-3-0							
9-17-0		1-4-0		0-3-0		AWAY		2-4-0		4-3-0		2-3-0							
2-0-0		0-0-0		0-0-0		NEUTRAL		0-0-0		1-0-0		1-0-0							
15-16-0		3-5-0		0-0-0		NON-CONFERENCE		5-5-0		5-2-0		2-4-0							
7-7-0		2-1-0		0-0-0		HOME		3-3-0		1-1-0		1-2-0							
6-9-0		1-4-0		0-0-0		AWAY		2-2-0		3-1-0		0-2-0							
2-0-0		0-0-0		0-0-0		NEUTRAL		0-0-0		1-0-0		1-0-0							
9-14-0		0-0-0		1-8-0		CONFERENCE		0-2-0		1-2-0		7-2-0							
6-6-0		0-0-0		1-5-0		HOME		0-0-0		0-0-0		5-1-0							
3-8-0		0-0-0		0-3-0		AWAY		0-2-0		1-2-0		2-1-0							
0-0-0		0-0-0		0-0-0		NEUTRAL		0-0-0		0-0-0		0-0-0							
RPI	S	Opponent	Score		RPI	S	Opponent	Score		RPI	S	Opponent	Score		RPI	S	Opponent	Score	
5	A	North Carolina	1	13	34	A	Indiana	1	5	52	A	West Virginia	5	9	105	A	Nebraska	2	5
7	H	Stetson	3	12	34	A	Indiana	5	6	63	A	Michigan	4	10	105	A	Nebraska	8	17
7	H	Stetson	6	1	34	A	Indiana	3	13	63	A	Michigan	3	6	105	A	Nebraska	15	7
7	H	Stetson	2	0	40	H	Purdue	1	7	75	A	Tennessee	6	13	110	A	Elon	11	3
16	A	East Carolina	4	18	40	H	Purdue	3	4	75	A	Tennessee	4	0	117	A	Richmond	3	10
16	A	East Carolina	0	4	40	H	Purdue	6	8	75	A	Tennessee	10	4	129	A	VCU	2	0
16	A	East Carolina	0	4	50	H	Illinois	7	1	77	H	Army West Point	0	3	129	H	VCU	3	14
25	A	Coastal Caro.	7	6	50	H	Illinois	6	10	77	H	Army West Point	3	4	145	A	James Madison	2	1
					50	H	Illinois	2	4	77	H	Army West Point	6	3	145	H	James Madison	6	1
										88	H	Bryant	12	6	150	N	Ball St.	13	1
										88	H	Bryant	3	7	158	A	Delaware	6	7
										88	H	Bryant	5	3	158	H	Delaware	1	7
															166	H	Rutgers	17	2
															166	H	Rutgers	5	2
															166	H	Rutgers	8	6
															193	A	Michigan St.	2	4
															193	A	Michigan St.	8	2
															193	A	Michigan St.	5	3
															213	N	Radford	11	4
															232	H	Northwestern	4	3
															232	H	Northwestern	6	5
															232	H	Northwestern	0	4
															242	A	William & Mary	4	10
															242	H	William & Mary	3	6
															273	H	Towson	8	7
					LAST 10 GAMES														
					34	A	Indiana	3	13	166	H	Rutgers	5	2					
					34	A	Indiana	1	5	273	H	Towson	8	7					
					34	A	Indiana	5	6	105	A	Nebraska	2	5					
					166	H	Rutgers	8	6	105	A	Nebraska	8	17					
					166	H	Rutgers	17	2	105	A	Nebraska	15	7					

Non-Div. I Games:

Maryland

Average RPI Win:		118	WON-LOST RECORD		WINNING PCT. RANK		LAST 10 GAMES		STRENGTH OF SCHEDULE		OPP. STRENGTH OF SCHEDULE		TEAM RPI		ADJ RPI		CONF. RPI		ADJ CONF. RPI					
DIV. I ONLY			24-28-0		.46154		178		4-6-0		39		86		105		.51541		105		6		6	
DIV. I NON-CONF.			16-14-0		.53333		126		0-1-0		71		139		94		.52018		94		7		7	
TOTALS		RPI 1-25		RPI 26-50				W-L RECORDS				RPI 51-100				RPI 101-150				RPI 150+				
24-28-0		1-4-0		3-6-0				OVERALL				6-7-0				7-4-0				7-7-0				
13-12-0		1-2-0		1-2-0				HOME				5-3-0				5-3-0				1-2-0				
6-13-0		0-0-0		2-4-0				AWAY				1-4-0				2-1-0				1-4-0				
5-3-0		0-2-0		0-0-0				NEUTRAL				0-0-0				0-0-0				5-1-0				
16-14-0		0-2-0		0-0-0				NON-CONFERENCE				5-6-0				5-3-0				6-3-0				
8-6-0		0-0-0		0-0-0				HOME				4-2-0				3-2-0				1-2-0				
3-5-0		0-0-0		0-0-				AWAY				1-4-0				2-1-0				0-0-0				
5-3-0		0-2-0		0-0-0				NEUTRAL				0-0-0				0-0-0				5-1-0				
8-14-0		1-2-0		3-6-0				CONFERENCE				1-1-0				2-1-0				1-4-0				
5-6-0		1-2-0		1-2-0				HOME				1-1-0				2-1-0				0-0-0				
3-8-0		0-0-0		2-4-0				AWAY				0-0-0				0-0-0				1-4-0				
0-0-0		0-0-0		0-0-0				NEUTRAL				0-0-0				0-0-0				0-0-0				
RPI	S	Opponent		Score		RPI	S	Opponent		Score		RPI	S	Opponent		Score		RPI	S	Opponent		Score		
2	N	Oregon St.		3	10	34	H	Indiana		3	6	54	A	Wichita St.		1	9	104	H	Maryland		17	8	
2	N	Oregon St.		1	9	34	H	Indiana		6	8	54	A	Wichita St.		10	9	104	H	Maryland		7	15	
12	H	Minnesota		8	2	34	H	Indiana		5	2	54	A	Wichita St.		3	6	104	H	Maryland		5	2	
12	H	Minnesota		0	2	46	A	Ohio St.		14	15	62	A	Creighton		4	5	128	H	Cal Poly		22	3	
12	H	Minnesota		1	5	46	A	Ohio St.		4	7	62	A	Creighton		1	3	128	H	Cal Poly		13	2	
						46	A	Ohio St.		7	3	62	H	Creighton		9	12	128	H	Cal Poly		8	14	
						50	A	Illinois		2	5	66	H	Nevada		12	5	128	H	Cal Poly		4	0	
						50	A	Illinois		11	8	66	H	Nevada		9	5	131	A	Kansas St.		11	9	
						50	A	Illinois		6	13	66	H	Nevada		9	6	131	H	Kansas St.		3	4	
												78	H	Iowa		1	7	132	A	Oral Roberts		4	11	
												78	H	Iowa		10	4	132	A	Oral Roberts		11	10	
												94	H	Northwestern St.		2	6	166	A	Rutgers		4	8	
												94	H	Northwestern St.		7	6	166	A	Rutgers		12	4	
																		166	A	Rutgers		2	4	
																		186	N	Washington St.		8	3	
																		186	N	Washington St.		5	3	
																		193	A	Michigan St.		5	17	
																		193	A	Michigan St.		3	5	
																		208	N	Utah		7	4	
																		208	N	Utah		4	2	
																		216	H	Northern Colo.		14	2	
																		216	H	Northern Colo.		3	6	
																		231	N	UC Riverside		1	8	
																		231	N	UC Riverside		8	3	
																		284	H	Omaha		7	8	
						LAST 10 GAMES																		
						50	A	Illinois		11	8	34	H	Indiana		5	2							
						50	A	Illinois		6	13	62	A	Creighton		4	5							
						50	A	Illinois		2	5	104	H	Maryland		5	2							
						34	H	Indiana		6	8	104	H	Maryland		17	8							
						34	H	Indiana		3	6	104	H	Maryland		7	15							

Non-Div. I Games:

Nebraska

Average RPI Win:		196	WON-LOST RECORD		WINNING PCT. RANK		LAST 10 GAMES		STRENGTH OF SCHEDULE		OPP. STRENGTH OF SCHEDULE		TEAM RPI		ADJ RPI		CONF. RPI		ADJ CONF. RPI				
DIV. I ONLY			24-27-0		.47059 168		8-2-0		88		144		106		.51529 106		19		19				
DIV. I NON-CONF.			11-16-0		.40741 205		1-0-0		5		26		48		.55165 48		20		20				
TOTALS		RPI 1-25		RPI 26-50		W-L RECORDS		RPI 51-100		RPI 101-150		RPI 150+											
24-27-0		2-12-0		0-1-0		OVERALL		2-3-0		2-5-0		18-6-0											
13-5-0		1-0-0		0-1-0		HOME		1-3-0		1-0-0		10-1-0											
10-22-0		1-12-0		0-0-0		AWAY		0-0-0		1-5-0		8-5-0											
1-0-0		0-0-0		0-0-0		NEUTRAL		1-0-0		0-0-0		0-0-0											
11-16-0		2-12-0		0-1-0		NON-CONFERENCE		2-0-0		1-0-0		6-3-0											
5-1-0		1-0-0		0-1-0		HOME		1-0-0		1-0-0		2-0-0											
5-15-0		1-12-0		0-0-		AWAY		0-0-0		0-0-0		4-3-0											
1-0-0		0-0-0		0-0-0		NEUTRAL		1-0-0		0-0-0		0-0-0											
13-11-0		0-0-0		0-0-0		CONFERENCE		0-3-0		1-5-0		12-3-0											
8-4-0		0-0-0		0-0-0		HOME		0-3-0		0-0-0		8-1-0											
5-7-0		0-0-0		0-0-0		AWAY		0-0-0		1-5-0		4-2-0											
0-0-0		0-0-0		0-0-0		NEUTRAL		0-0-0		0-0-0		0-0-0											
RPI	S	Opponent		Score		RPI	S	Opponent		Score		RPI	S	Opponent		Score							
3	A	Florida		0	9	39	H	Northeastern		8	15	77	N	Army West Point		6	4						
3	A	Florida		2	3							88	H	Bryant		8	6						
3	A	Florida		2	9							99	H	Davidson		1	6						
7	A	Stetson		6	17							99	H	Davidson		2	12						
7	A	Stetson		6	5							129	A	VCU		2	6						
7	A	Stetson		1	10							129	A	VCU		2	6						
7	A	Stetson		2	3							129	A	VCU		2	5						
17	A	Texas A&M		3	4							148	H	Hartford		10	2						
17	A	Texas A&M		1	4							161	A	Holy Cross		4	9						
17	A	Texas A&M		2	10							172	A	Boston College		3	1						
20	H	UConn		4	3							182	A	Seattle U		4	5						
23	A	Jacksonville		1	2							182	A	Seattle U		8	1						
23	A	Jacksonville		1	3							182	A	Seattle U		1	2						
23	A	Jacksonville		0	6							182	A	Seattle U		4	2						
																		184	A	Dayton		5	3
																		184	A	Dayton		4	9
																		184	A	Dayton		13	3
																		223	H	Quinnipiac		7	5
																		227	H	Saint Joseph's		2	1
																		227	H	Saint Joseph's		7	3
																		227	H	Saint Joseph's		2	1
																		246	H	Sacred Heart		5	3
																		259	A	Massachusetts		6	3
																		259	A	Massachusetts		3	4
																		259	A	Massachusetts		3	1
																		270	A	Brown		11	5
																		277	H	St. Bonaventure		3	4
																		277	H	St. Bonaventure		8	7
																		277	H	St. Bonaventure		14	7
																		283	H	La Salle		7	1
																		283	H	La Salle		10	5
																		283	H	La Salle		2	1
																		283	H	La Salle			
																		283	H	La Salle			
																		283	H	La Salle			
																		283	H	La Salle			
																		283	H	La Salle			
																		283	H	La Salle			
																		283	H	La Salle			
																		283	H	La Salle			
																		283	H	La Salle			
																		283	H	La Salle			
																		283	H	La Salle			
																		283	H	La Salle			
																		283	H	La Salle			
																		283	H	La Salle			
																		283	H	La Salle			
																		283	H	La Salle			
																		283	H	La Salle			
																		283	H	La Salle			
																		283	H	La Salle			
																		283	H	La Salle			
																		283	H	La Salle			
																		283	H	La Salle			
																		283	H	La Salle			
																		283	H	La Salle			
																		283	H	La Salle			
																		283	H	La Salle			
																		283	H	La Salle			
																		283	H	La Salle			
																		283	H	La Salle			
																		283	H	La Salle			
																		283	H	La Salle			
																		283	H	La Salle			
																		283	H	La Salle			
																		283	H	La Salle			
																		283	H	La Salle			
																		283	H	La Salle			
																		283	H	La Salle			
																		283	H	La Salle			
																		283	H	La Salle			
																		283	H	La Salle			
																		283	H	La Salle			
																		283	H	La Salle			
																		283	H	La Salle			
																		283	H	La Salle			
																		283	H	La Salle			
																		283	H	La Salle			
																		283	H	La Salle			
																		283	H	La Salle			
																		283	H	La Salle			
																		283	H	La Salle			
																		283	H	La Salle			
																		283	H	La Salle			
																		283	H	La Salle			

Non-Div. I Games:

Rhode Island

Average RPI Win:		128	WON-LOST RECORD		WINNING PCT. RANK	LAST 10 GAMES		STRENGTH OF SCHEDULE		OPP. STRENGTH OF SCHEDULE	TEAM RPI	ADJ RPI	CONF. RPI	ADJ CONF. RPI			
Average RPI Loss:		130	32-24-0		.57143	99	5-5-0		164	79	107	.51527	107	14	14		
DIV. I ONLY			19-13-0		.59375	92	0-1-0		159	36	80	.52752	80	11	11		
DIV. I NON-CONF.																	
TOTALS		RPI 1-25		RPI 26-50		W-L RECORDS		RPI 51-100		RPI 101-150		RPI 150+					
32-24-0		1-1-0		0-3-0		OVERALL		9-5-0		11-5-0		11-10-0					
16-13-0		0-1-0		0-3-0		HOME		7-3-0		2-0-0		7-6-0					
16-11-0		1-0-0		0-0-0		AWAY		2-2-0		9-5-0		4-4-0					
0-0-0		0-0-0		0-0-0		NEUTRAL		0-0-0		0-0-0		0-0-0					
19-13-0		1-1-0		0-0-0		NON-CONFERENCE		9-5-0		4-3-0		5-4-0					
11-6-0		0-1-0		0-0-0		HOME		7-3-0		2-0-0		2-2-0					
8-7-0		1-0-0		0-0-		AWAY		2-2-0		2-3-0		3-2-0					
0-0-0		0-0-0		0-0-0		NEUTRAL		0-0-0		0-0-0		0-0-0					
13-11-0		0-0-0		0-3-0		CONFERENCE		0-0-0		7-2-0		6-6-0					
5-7-0		0-0-0		0-3-0		HOME		0-0-0		0-0-0		5-4-0					
8-4-0		0-0-0		0-0-0		AWAY		0-0-0		7-2-0		1-2-0					
0-0-0		0-0-0		0-0-0		NEUTRAL		0-0-0		0-0-0		0-0-0					
RPI	S	Opponent		Score		RPI	S	Opponent		Score		RPI	S	Opponent		Score	
22	A	UCLA		8	1	44	H	Cal St. Fullerton		3	8	53	A	San Di ego St.		10	2
22	H	UCLA		0	12	44	H	Cal St. Fullerton		6	7	53	H	San Di ego St.		9	4
						44	H	Cal St. Fullerton		3	5	57	A	TCU		3	4
												57	A	TCU		15	2
												57	A	TCU		2	6
												64	H	Gonzaga		3	1
												64	H	Gonzaga		6	1
												64	H	Gonzaga		3	5
												66	H	Nevada		4	3
												66	H	Nevada		1	8
												66	H	Nevada		4	0
												92	H	Oregon		2	1
												92	H	Oregon		5	10
												92	H	Oregon		10	9

Non-Div. I Games:

UC Irvine

U
C
I
r
v
i
n
e

RPI	S	Opponent	Score
245	H	Utah Valley	5 9
245	H	Utah Valley	4 2
245	H	Utah Valley	5 8

U
C
I
r
v
i
n
e

Average RPI Win: 173		WON-LOST	WINNING	LAST 10	STRENGTH OF		OPP. STRENGTH	TEAM	ADJ	CONF.	ADJ CONF.
Average RPI Loss: 61		RECORD	PCT. RANK	GAMES	SCHEDULE		OF SCHEDULE	RPI	RPI	RPI	RPI
DIV. I ONLY		29-26-0	.52727	127	3-7-0		114	77	108	.514	108
DIV. I NON-CONF.		16-6-0	.72727	29	1-0-0		274	286	129	.50634	129
TOTALS		RPI 1-25	RPI 26-50		W-L RECORDS		RPI 51-100		RPI 101-150		RPI 150+
29-26-0		2-12-0	0-0-0		OVERALL		7-8-0		3-4-0		17-2-0
11-12-0		1-8-0	0-0-0		HOME		4-3-0		0-0-0		6-1-0
7-11-0		0-3-0	0-0-0		AWAY		2-3-0		2-4-0		3-1-0
11-3-0		1-1-0	0-0-0		NEUTRAL		1-2-0		1-0-0		8-0-0
16-6-0		0-0-0	0-0-0		NON-CONFERENCE		0-5-0		1-0-0		15-1-0
6-2-0		0-0-0	0-0-0		HOME		0-1-0		0-0-0		6-1-0
1-2-0		0-0-0	0-0-0		AWAY		0-2-0		0-0-0		1-0-0
9-2-0		0-0-0	0-0-0		NEUTRAL		0-2-0		1-0-0		8-0-0
13-20-0		2-12-0	0-0-0		CONFERENCE		7-3-0		2-4-0		2-1-0
5-10-0		1-8-0	0-0-0		HOME		4-2-0		0-0-0		0-0-0
6-9-0		0-3-0	0-0-0		AWAY		2-1-0		2-4-0		2-1-0
2-1-0		1-1-0	0-0-0		NEUTRAL		1-0-0		0-0-0		0-0-0
RPI S	Opponent	Score	RPI S	Opponent	Score	RPI S	Opponent	Score	RPI S	Opponent	Score
5 A	North Carolina	0 4				52 A	West Virginia	1 12	102 A	Notre Dame	8 7
5 A	North Carolina	3 15				56 H	Georgia Tech	6 5	102 A	Notre Dame	5 7
5 A	North Carolina	2 13				56 H	Georgia Tech	4 3	102 A	Notre Dame	4 7
5 N	North Carolina	5 4				56 H	Georgia Tech	3 7	120 N	Butler	3 0
13 H	Clemson	0 5				56 N	Georgia Tech	2 1	146 A	Virginia Tech	15 10
13 H	Clemson	6 16				59 A	Kent St.	0 2	146 A	Virginia Tech	1 3
13 H	Clemson	1 4				59 H	Kent St.	1 4	146 A	Virginia Tech	1 4
14 H	Duke	5 6				65 A	Miami (FL)	0 3	172 A	Boston College	0 8
14 H	Duke	6 12				65 A	Miami (FL)	3 0	172 A	Boston College	9 4
14 H	Duke	8 7				65 A	Miami (FL)	2 1	172 A	Boston College	6 4
21 H	Louisville	5 8				70 N	Seton Hall	0 1	211 H	LIU Brooklyn	1 0
21 H	Louisville	5 6				83 H	Virginia	7 10	211 H	LIU Brooklyn	2 1
21 H	Louisville	3 6				83 H	Virginia	7 5	211 H	LIU Brooklyn	1 5
21 N	Louisville	2 5				83 H	Virginia	4 1	217 N	Toledo	17 3
						95 N	Saint Louis	5 6	230 A	USC Upstate	3 1
									240 H	Penn St.	3 2
									249 N	Oakland	2 0
									249 N	Oakland	9 3
									259 N	Massachusetts	9 0
									259 N	Massachusetts	10 5
									259 N	Massachusetts	3 2
									263 H	Youngstown St.	9 5
									276 N	Presbyterian	4 3
									295 N	Saint Peter's	21 1
									296 H	UMES	18 5
									296 H	UMES	15 3
			LAST 10 GAMES								
			21 N	Louisville	2 5	13 H	Clemson	6 16			
			5 N	North Carolina	5 4	21 H	Louisville	5 8			
			56 N	Georgia Tech	2 1	21 H	Louisville	5 6			
			13 H	Clemson	0 5	21 H	Louisville	3 6			
			13 H	Clemson	1 4	240 H	Penn St.	3 2			

Non-Div. I Games:

Pittsburgh

Average RPI Win: 203		WON-LOST	WINNING	LAST 10	STRENGTH OF		OPP. STRENGTH	TEAM	ADJ	CONF.	ADJ CONF.
Average RPI Loss: 96		RECORD	PCT. RANK	GAMES	SCHEDULE		OF SCHEDULE	RPI	RPI	RPI	RPI
DIV. I ONLY		35-26-0	.57377	96	6-4-0		141	171	109	.51372	109
DIV. I NON-CONF.		10-19-0	.34483	233	0-2-0		36	78	180	.48437	180
TOTALS		RPI 1-25	RPI 26-50		W-L RECORDS		RPI 51-100		RPI 101-150		RPI 150+
35-26-0		1-8-0	1-4-0		OVERALL		0-2-0		6-7-0		27-5-0
15-15-0		0-3-0	0-3-0		HOME		0-1-0		4-5-0		11-3-0
16-9-0		1-4-0	1-1-0		AWAY		0-1-0		0-1-0		14-2-0
4-2-0		0-1-0	0-0-0		NEUTRAL		0-0-0		2-1-0		2-0-0
10-19-0		1-8-0	1-4-0		NON-CONFERENCE		0-2-0		1-3-0		7-2-0
7-11-0		0-3-0	0-3-0		HOME		0-1-0		1-2-0		6-2-0
3-7-0		1-4-0	1-0-		AWAY		0-1-0		0-1-0		1-0-0
0-1-0		0-1-0	0-0-0		NEUTRAL		0-0-0		0-0-0		0-0-0
25-7-0		0-0-0	0-0-0		CONFERENCE		0-0-0		5-4-0		20-3-0
8-4-0		0-0-0	0-0-0		HOME		0-0-0		3-3-0		5-1-0
13-2-0		0-0-0	0-0-0		AWAY		0-0-0		0-0-0		13-2-0
4-1-0		0-0-0	0-0-0		NEUTRAL		0-0-0		2-1-0		2-0-0
RPI S	Opponent	Score	RPI S	Opponent	Score	RPI S	Opponent	Score	RPI S	Opponent	Score
10 A	Georgia	5 18	33 H	St. John's (NY)	1 3	60 A	UNCW	4 14	101 H	Pepperdi ne	15 2
14 A	Duke	3 11	33 H	St. John's (NY)	0 1	60 H	UNCW	3 8	110 A	Elon	1 11
14 H	Duke	0 4	33 H	St. John's (NY)	1 7				113 H	High Point	3 7
14 N	Duke	8 16	46 A	Ohio St.	6 10				113 H	High Point	5 2
16 A	East Carolina	7 12	46 A	Ohio St.	13 8				113 H	High Point	4 2
16 H	East Carolina	2 7							113 N	High Point	7 5
24 A	NC State	5 4							130 H	Liberty	3 8
24 A	NC State	4 21							130 H	Liberty	5 4
24 H	NC State	1 4							130 H	Liberty	1 9
									130 N	Liberty	5 10
									130 N	Liberty	6 4
									136 H	Canisi us	5 9
									149 H	Miami (OH)	6 8
									167 H	Gardner-Webb	6 3
									167 H	Gardner-Webb	4 3
									167 H	Gardner-Webb	12 1
									167 N	Gardner-Webb	8 3
									194 H	Yale	9 5
									199 H	Winthrop	5 0
									199 H	Winthrop	1 5
									199 H	Winthrop	6 1
									207 H	Western Mi ch.	5 1
									213 A	Radford	7 2
									213 A	Radford	2 3
									213 A	Radford	6 4
									226 A	N. C. Central	3 1
									242 H	William & Mary	12 0
									242 H	William & Mary	4 3
									242 H	William & Mary	2 4
									254 A	Charleston So.	4 3
									254 A	Charleston So.	18 2
									254 A	Charleston So.	6 5
									262 A	UNC Asheville	10 1
									262 A	UNC Asheville	9 5
LAST 10 GAMES			14 N	Duke	8 16	167 N	Gardner-Webb	8 3			
			10 A	Georgia	5 18	264 N	Longwood	8 1			
			113 N	High Point	7 5	213 A	Radford	6 4			
			130 N	Liberty	5 10	213 A	Radford	7 2			
			130 N	Liberty	6 4	213 A	Radford	2 3			

Non-Div. I Games:

Campbel I

RPI	S	Opponent	Score	
262	A	UNC Asheville	7	20
264	A	Longwood	8	4
264	A	Longwood	15	1
264	A	Longwood	7	2
264	N	Longwood	8	1
276	A	Presbyterian	7	6
276	A	Presbyterian	6	3
276	A	Presbyterian	4	3
282	H	Bowling Green	17	3
285	H	Rider	4	13
285	H	Rider	9	0

Campbel I

C
a
m
p
b
e
l
l

C
a
m
p
b
e
l
l

Average RPI Win:		164	WON-LOST RECORD		WINNING PCT. RANK		LAST 10 GAMES		STRENGTH OF SCHEDULE		OPP. STRENGTH OF SCHEDULE		TEAM RPI		ADJ RPI		CONF. RPI		ADJ CONF. RPI				
DIV. I ONLY				36-23-0	.61017	62	8-2-0		165		114		110		.51345		110	13	13				
DIV. I NON-CONF.				19-13-0	.59375	92	1-0-0		229		129		178		.48487		178	15	15				
TOTALS		RPI 1-25		RPI 26-50				W-L RECORDS		RPI 51-100				RPI 101-150				RPI 150+					
36-23-0		0-2-0		0-4-0				OVERALL		9-6-0				8-4-0				19-7-0					
25-12-0		0-1-0		0-0-0				HOME		2-3-0				5-3-0				18-5-0					
10-9-0		0-1-0		0-3-0				AWAY		6-2-0				3-1-0				1-2-0					
1-2-0		0-0-0		0-1-0				NEUTRAL		1-1-0				0-0-0				0-0-0					
19-13-0		0-2-0		0-0-0				NON-CONFERENCE		4-3-0				6-3-0				9-5-0					
14-11-0		0-1-0		0-0-0				HOME		0-2-0				5-3-0				9-5-0					
5-2-0		0-1-0		0-0-				AWAY		4-1-0				1-0-0				0-0-0					
0-0-0		0-0-0		0-0-0				NEUTRAL		0-0-0				0-0-0				0-0-0					
17-10-0		0-0-0		0-4-0				CONFERENCE		5-3-0				2-1-0				10-2-0					
11-1-0		0-0-0		0-0-0				HOME		2-1-0				0-0-0				9-0-0					
5-7-0		0-0-0		0-3-0				AWAY		2-1-0				2-1-0				1-2-0					
1-2-0		0-0-0		0-1-0				NEUTRAL		1-1-0				0-0-0				0-0-0					
RPI	S	Opponent		Score		RPI	S	Opponent		Score		RPI	S	Opponent		Score		RPI	S	Opponent		Score	
16	A	East Carolina		1	2	39	A	Northeastern		5	6	60	A	UNCW		6	2	104	H	Maryland		3	11
16	H	East Carolina		0	3	39	A	Northeastern		1	7	60	A	UNCW		5	6	109	H	Campbell		11	1
						39	A	Northeastern		3	9	60	A	UNCW		4	0	113	A	High Point		13	9
						39	N	Northeastern		4	5	60	N	UNCW		3	11	113	H	High Point		5	6
												67	A	UNCG		8	7	130	H	Liberty		4	3
												67	H	UNCG		5	7	131	H	Kansas St.		7	8
												68	H	Col. of Charleston		3	5	145	A	James Madison		8	2
												68	H	Col. of Charleston		9	3	145	A	James Madison		6	4
												68	H	Col. of Charleston		7	5	145	A	James Madison		3	4
												68	N	Col. of Charleston		3	2	148	H	Hartford		2	1
												71	A	Wake Forest		10	9	148	H	Hartford		4	1
												71	H	Wake Forest		5	8	148	H	Hartford		7	1
												81	A	Ga. Southern		4	5	156	H	Hofstra		5	3
												81	A	Ga. Southern		3	2	156	H	Hofstra		6	3
												81	A	Ga. Southern		4	2	156	H	Hofstra		2	1
																		158	A	Del aware		6	2
																		158	A	Del aware		5	6
																		158	A	Del aware		1	3
																		180	H	Appalachian St.		5	2
																		180	H	Appalachian St.		10	0
																		180	H	Appalachian St.		5	0
																		203	H	Marshall		7	11
																		203	H	Marshall		3	2
																		203	H	Marshall		6	8
																		210	H	N.C. A&T		5	4
																		213	H	Radford		2	1
																		240	H	Penn St.		2	3
																		240	H	Penn St.		1	2
																		240	H	Penn St.		6	8
																		242	H	William & Mary		17	4
																		242	H	William & Mary		6	2
																		242	H	William & Mary		8	3
																		273	H	Towson		6	1
																		273	H	Towson		16	4
																		273	H	Towson		6	1
																		273	H	Towson		16	4

Non-Div. I Games:

El on

RPI	S	Opponent	Score	
273	H	Towson	9	6
285	H	Ri der	13	2
285	H	Ri der	21	1
285	H	Ri der	13	4

El on

E
l
o
n

E
l
o
n

Average RPI Win:		169	WON-LOST RECORD		WINNING PCT. RANK		LAST 10 GAMES		STRENGTH OF SCHEDULE		OPP. STRENGTH OF SCHEDULE		TEAM RPI		ADJ RPI		CONF. RPI		ADJ CONF. RPI	
DIV. I ONLY			29-30-0		.49153	149	6-4-0		102		155		111		.51343	111	17		17	
DIV. I NON-CONF.			7-13-0		.35	228	0-0-0		54		90		114		.51092	114	18		18	
TOTALS		RPI 1-25		RPI 26-50		W-L RECORDS		RPI 51-100		RPI 101-150		RPI 150+								
29-30-0		0-1-0		2-2-0		OVERALL		5-12-0		6-8-0		16-7-0								
13-8-0		0-0-0		0-0-0		HOME		0-1-0		1-2-0		12-5-0								
13-20-0		0-1-0		2-2-0		AWAY		4-11-0		3-4-0		4-2-0								
3-2-0		0-0-0		0-0-0		NEUTRAL		1-0-0		2-2-0		0-0-0								
7-13-0		0-1-0		2-2-0		NON-CONFERENCE		1-6-0		1-3-0		3-1-0								
2-2-0		0-0-0		0-0-0		HOME		0-1-0		0-0-0		2-1-0								
5-11-0		0-1-0		2-0-		AWAY		1-5-0		1-3-0		1-0-0								
0-0-0		0-0-0		0-0-0		NEUTRAL		0-0-0		0-0-0		0-0-0								
22-17-0		0-0-0		0-0-0		CONFERENCE		4-6-0		5-5-0		13-6-0								
11-6-0		0-0-0		0-0-0		HOME		0-0-0		1-2-0		10-4-0								
8-9-0		0-0-0		0-0-0		AWAY		3-6-0		2-1-0		3-2-0								
3-2-0		0-0-0		0-0-0		NEUTRAL		1-0-0		2-2-0		0-0-0								
RPI	S	Opponent		Score		RPI	S	Opponent		Score		RPI	S	Opponent		Score				
17	A	Texas A&M		1 7		35	A	Baylor		0 1		55	A	Sam Houston St.		5 7				
						35	A	Baylor		5 2		55	A	Sam Houston St.		5 1				
						35	A	Baylor		3 6		55	A	Sam Houston St.		6 9				
						42	A	Houston		3 1		55	N	Sam Houston St.		6 4				
												61	A	Louisiana Tech		3 5				
												61	A	Louisiana Tech		1 3				
												61	A	Louisiana Tech		3 9				
												79	A	Southeastern La.		10 4				
												79	A	Southeastern La.		1 4				
												79	A	Southeastern La.		2 8				
												89	A	Rice		0 6				
												89	A	Rice		8 7				
												89	A	Rice		2 10				
												94	A	Northwestern St.		3 4				
												94	A	Northwestern St.		4 7				
												94	A	Northwestern St.		3 2				
												98	H	UTSA		5 6				

Non-Div. I Games:

Houston Baptist

Houston Baptist

Average RPI Win: 120		WON-LOST	WINNING	LAST 10	STRENGTH OF		OPP. STRENGTH	TEAM	ADJ	CONF.	ADJ CONF.
Average RPI Loss: 98		RECORD	PCT. RANK	GAMES	SCHEDULE		OF SCHEDULE	RPI	RPI	RPI	RPI
DIV. I ONLY		27-30-0	.47368	162	6-4-0		76	63	112	.51341	112
DIV. I NON-CONF.		13-17-0	.43333	190	1-0-0		38	7	106	.51393	106
TOTALS		RPI 1-25	RPI 26-50		W-L RECORDS		RPI 51-100		RPI 101-150		RPI 150+
27-30-0		3-5-0	4-3-0		OVERALL		3-5-0		7-12-0		10-5-0
14-15-0		2-2-0	2-2-0		HOME		2-2-0		3-6-0		5-3-0
13-14-0		1-3-0	2-1-0		AWAY		1-2-0		4-6-0		5-2-0
0-1-0		0-0-0	0-0-0		NEUTRAL		0-1-0		0-0-0		0-0-0
13-17-0		3-5-0	1-0-0		NON-CONFERENCE		3-5-0		4-6-0		2-1-0
9-8-0		2-2-0	1-0-0		HOME		2-2-0		2-4-0		2-0-0
4-8-0		1-3-0	0-0-		AWAY		1-2-0		2-2-0		0-1-0
0-1-0		0-0-0	0-0-0		NEUTRAL		0-1-0		0-0-0		0-0-0
14-13-0		0-0-0	3-3-0		CONFERENCE		0-0-0		3-6-0		8-4-0
5-7-0		0-0-0	1-2-0		HOME		0-0-0		1-2-0		3-3-0
9-6-0		0-0-0	2-1-0		AWAY		0-0-0		2-4-0		5-1-0
0-0-0		0-0-0	0-0-0		NEUTRAL		0-0-0		0-0-0		0-0-0
RPI S	Opponent	Score		RPI S	Opponent	Score		RPI S	Opponent	Score	
4 H	Ole Miss	3	4	32 H	Vanderbilt	4	3	53 H	San Diego St.	2	5
4 H	Ole Miss	4	3	44 A	Cal St. Fullerton	1	2	53 N	San Diego St.	1	5
4 H	Ole Miss	1	12	44 A	Cal St. Fullerton	5	2	57 A	TCU	3	8
17 A	Texas A&M	1	3	44 A	Cal St. Fullerton	3	1	57 A	TCU	2	5
17 A	Texas A&M	1	5	44 H	Cal St. Fullerton	3	9	57 A	TCU	3	2
17 A	Texas A&M	1	19	44 H	Cal St. Fullerton	1	0	86 H	Tulane	1	0
22 A	UCLA	5	1	44 H	Cal St. Fullerton	9	10	86 H	Tulane	6	10
22 H	UCLA	5	2					86 H	Tulane	13	2
				LAST 10 GAMES							
				44 H	Cal St. Fullerton	9	10	152 A	Hawaii	7	2
				44 H	Cal St. Fullerton	1	0	183 H	UC Santa Barbara	2	3
				44 H	Cal St. Fullerton	3	9	183 H	UC Santa Barbara	12	0
				152 A	Hawaii	1	4	183 H	UC Santa Barbara	9	8
				152 A	Hawaii	8	0	22 A	UCLA	5	1
								186 H	Washington St.	5	1
								212 H	UC Davis	1	10
								212 H	UC Davis	0	3
								212 H	UC Davis	8	0
								231 A	UC Riverside	8	3
								231 A	UC Riverside	6	2
								231 A	UC Riverside	5	4

Non-Div. I Games:

Long Beach St.

Average RPI Win:		191	WON-LOST RECORD		WINNING PCT. RANK		LAST 10 GAMES		STRENGTH OF SCHEDULE		OPP. STRENGTH OF SCHEDULE		TEAM RPI		ADJ RPI		CONF. RPI		ADJ CONF. RPI	
DIV. I ONLY			34-22-0		.60714 65		8-2-0		207		179		113		.51284 113		24		24	
DIV. I NON-CONF.			12-13-0		.48 152		0-1-0		109		100		124		.50852 124		22		22	
TOTALS		RPI 1-25		RPI 26-50		W-L RECORDS		RPI 51-100		RPI 101-150		RPI 150+								
34-22-0		2-1-0		1-1-0		OVERALL		2-3-0		3-9-0		26-8-0								
14-9-0		0-0-0		0-0-0		HOME		2-0-0		1-6-0		11-3-0								
16-11-0		2-1-0		0-0-0		AWAY		0-3-0		2-2-0		12-5-0								
4-2-0		0-0-0		1-1-0		NEUTRAL		0-0-0		0-1-0		3-0-0								
12-13-0		2-1-0		1-1-0		NON-CONFERENCE		2-3-0		1-4-0		6-4-0								
6-5-0		0-0-0		0-0-0		HOME		2-0-0		0-4-0		4-1-0								
5-7-0		2-1-0		0-0-		AWAY		0-3-0		1-0-0		2-3-0								
1-1-0		0-0-0		1-1-0		NEUTRAL		0-0-0		0-0-0		0-0-0								
22-9-0		0-0-0		0-0-0		CONFERENCE		0-0-0		2-5-0		20-4-0								
8-4-0		0-0-0		0-0-0		HOME		0-0-0		1-2-0		7-2-0								
11-4-0		0-0-0		0-0-0		AWAY		0-0-0		1-2-0		10-2-0								
3-1-0		0-0-0		0-0-0		NEUTRAL		0-0-0		0-1-0		3-0-0								
RPI	S	Opponent		Score		RPI	S	Opponent		Score		RPI	S	Opponent		Score				
5	A	North Carolina		0	10	46	N	Ohio St.		8	4	67	A	UNCG		6	12			
25	A	Coastal Caro.		3	2	46	N	Ohio St.		6	8	67	H	UNCG		14	4			
25	A	Coastal Caro.		8	5							71	A	Wake Forest		8	9			
												71	H	Wake Forest		8	4			
												80	A	Charlotte		2	5			

Non-Div. I Games:

High Point

RPI	S	Opponent	Score	
254	A	Charleston So.	9	2
254	N	Charleston So.	6	5
262	A	UNC Asheville	3	1
262	A	UNC Asheville	8	4
262	A	UNC Asheville	14	3
264	A	Longwood	10	2
264	A	Longwood	4	5
264	A	Longwood	8	2
272	H	Ohio	7	11
276	H	Presbyterian	6	0
276	H	Presbyterian	1	0
276	H	Presbyterian	4	3

High Point

H
i
g
h
P
o
i
n
t

H
i
g
h
P
o
i
n
t

Average RPI Win: 182		WON-LOST RECORD		WINNING PCT. RANK		LAST 10 GAMES		STRENGTH OF SCHEDULE		OPP. STRENGTH OF SCHEDULE		TEAM RPI		ADJ RPI		CONF. RPI		ADJ CONF. RPI					
DIV. I ONLY		35-25-0		.58333		87		7-3-0		168		185		114		.5117		114		21		21	
DIV. I NON-CONF.		14-16-0		.46667		164		0-1-0		194		149		183		.48309		183		24		24	
TOTALS		RPI 1-25		RPI 26-50		W-L RECORDS		RPI 51-100		RPI 101-150		RPI 150+											
35-25-0		0-0-0		2-3-0		OVERALL		4-6-0		4-3-0		25-13-0											
17-10-0		0-0-0		2-3-0		HOME		0-2-0		1-0-0		14-5-0											
14-12-0		0-0-0		0-0-0		AWAY		3-2-0		2-2-0		9-8-0											
4-3-0		0-0-0		0-0-0		NEUTRAL		1-2-0		1-1-0		2-0-0											
14-16-0		0-0-0		2-3-0		NON-CONFERENCE		1-3-0		2-1-0		9-9-0											
7-8-0		0-0-0		2-3-0		HOME		0-2-0		1-0-0		4-3-0											
7-7-0		0-0-0		0-0-		AWAY		1-1-0		1-0-0		5-6-0											
0-1-0		0-0-0		0-0-0		NEUTRAL		0-0-0		0-1-0		0-0-0											
21-9-0		0-0-0		0-0-0		CONFERENCE		3-3-0		2-2-0		16-4-0											
10-2-0		0-0-0		0-0-0		HOME		0-0-0		0-0-0		10-2-0											
7-5-0		0-0-0		0-0-0		AWAY		2-1-0		1-2-0		4-2-0											
4-2-0		0-0-0		0-0-0		NEUTRAL		1-2-0		1-0-0		2-0-0											
RPI	S	Opponent	Score		RPI	S	Opponent	Score		RPI	S	Opponent	Score										
			48	H	Ari zona	2	5	64	H	Gonzaga	3	13	122	A	Grand Canyon	2	10						
			49	H	Washing ton	6	4	64	H	Gonzaga	3	6	122	A	Grand Canyon	5	8						
			49	H	Washing ton	5	8	66	A	Nevada	2	6	122	A	Grand Canyon	9	5						
			49	H	Washing ton	1	4	72	A	Cal i forni a	4	1	122	N	Grand Canyon	8	2						
			49	H	Washing ton	6	0	87	A	New Mexico St.	7	3	133	N	San Jose St.	4	5						
								87	A	New Mexico St.	2	8	140	A	Saint Mary' s (CA)	4	2						
								87	A	New Mexico St.	6	2	140	H	Saint Mary' s (CA)	10	4						
								87	N	New Mexico St.	0	2	161	A	Santa Clara	3	9						
								87	N	New Mexico St.	4	3	161	A	Santa Clara	10	11						
								87	N	New Mexico St.	4	3	161	H	Santa Clara	4	1						
								87	N	New Mexico St.	3	4	161	H	Santa Clara	3	4						
													170	A	Paci fic	9	2						
													170	H	Paci fic	7	14						
													171	A	San Franci sco	2	8						
													171	H	San Franci sco	0	2						
													182	H	Seattle U	5	1						
													182	H	Seattle U	3	4						
													182	H	Seattle U	10	1						
													182	N	Seattle U	12	7						
													183	A	UC Santa Barbara	2	0						
													183	A	UC Santa Barbara	2	10						
													183	A	UC Santa Barbara	12	3						
													208	A	Utah	2	1						
													208	A	Utah	7	13						
													208	A	Utah	6	7						
													212	A	UC Davis	8	2						
													212	H	UC Davis	5	2						
													216	H	Northern Colo.	5	0						
													216	H	Northern Colo.	2	5						
													216	H	Northern Colo.	5	0						
													219	H	Milwaukee	3	2						
													219	H	Milwaukee	4	0						
													229	A	CSU Bakersfiel d	3	1						
													229	A	CSU Bakersfiel d	6	7						
LAST 10 GAMES																							
			87	N	New Mexico St.	3	4	87	N	New Mexico St.	0	2	87	N	New Mexico St.	0	2						
			87	N	New Mexico St.	4	3	245	H	Utah Valley	8	2	245	H	Utah Valley	10	4						
			182	N	Seattle U	12	7	245	H	Utah Valley	10	4	245	H	Utah Valley	4	3						
			122	N	Grand Canyon	8	2	48	H	Ari zona	2	5	48	H	Ari zona	2	5						
			229	N	CSU Bakersfiel d	17	3																

Non-Div. I Games:

Sacramento St.

RPI	S	Opponent	Score	
229	A	CSU Bakersfi el d	8	6
229	N	CSU Bakersfi el d	17	3
235	A	UTRGV	6	7
235	A	UTRGV	5	2
235	A	UTRGV	5	2
245	H	Utah Val ley	8	2
245	H	Utah Val ley	4	3
245	H	Utah Val ley	10	4
261	H	Chi cago St.	10	0
261	H	Chi cago St.	13	1
261	H	Chi cago St.	10	0

Sacramento St.

S
a
c
r
a
m
e
n
t
o
s
t
.

S
a
c
r
a
m
e
n
t
o
s
t
.

[illegible]

Non-Div. I Games:

North Florida

Average RPI Win:	189	WON-LOST RECORD	WINNING PCT. RANK	LAST 10 GAMES	STRENGTH OF SCHEDULE	OPP. STRENGTH OF SCHEDULE	TEAM RPI	ADJ RPI	CONF. RPI	ADJ CONF. RPI	
Average RPI Loss:	146										
DIV. I ONLY	35-19-1	.64545	42	6-4-0	221	207	116	.51103	116	19	19
DIV. I NON-CONF.	18-9-1	.66071	51	0-0-0	242	254	121	.50987	121	20	20
<hr/>											
TOTALS	RPI 1-25	RPI 26-50		W-L RECORDS		RPI 51-100		RPI 101-150		RPI 150+	
35-19-1	0-0-0	1-2-0		OVERALL		4-2-0		7-7-0		23-8-1	
17-10-0	0-0-0	0-0-0		HOME		1-1-0		4-5-0		12-4-0	
17-6-1	0-0-0	1-2-0		AWAY		3-1-0		2-1-0		11-2-1	
1-3-0	0-0-0	0-0-0		NEUTRAL		0-0-0		1-1-0		0-2-0	
18-9-1	0-0-0	1-2-0		NON-CONFERENCE		2-1-0		2-1-0		13-5-1	
11-4-0	0-0-0	0-0-0		HOME		1-1-0		0-0-0		10-3-0	
7-4-1	0-0-0	1-0-		AWAY		1-0-0		2-1-0		3-1-1	
0-1-0	0-0-0	0-0-0		NEUTRAL		0-0-0		0-0-0		0-1-0	
17-10-0	0-0-0	0-0-0		CONFERENCE		2-1-0		5-6-0		10-3-0	
6-6-0	0-0-0	0-0-0		HOME		0-0-0		4-5-0		2-1-0	
10-2-0	0-0-0	0-0-0		AWAY		2-1-0		0-0-0		8-1-0	
1-2-0	0-0-0	0-0-0		NEUTRAL		0-0-0		1-1-0		0-1-0	
RPI	S	Opponent	Score	RPI	S	Opponent	Score	RPI	S	Opponent	Score
				29	A	South Fla.	2 0				
				29	A	South Fla.	4 13				
				29	A	South Fla.	2 3				
											</

Non-Div. I Games:

Fordham

RPI	S	Opponent	Score	
239	H	Cornell	5	3
259	A	Massachusetts	10	8
259	A	Massachusetts	3	0
259	A	Massachusetts	4	1
268	N	Evansville	8	9
275	A	Coppin St.	4	1
275	A	Coppin St.	10	8
283	A	La Salle	5	6
283	A	La Salle	4	3
283	A	La Salle	12	8
295	H	Saint Peter's	29	1
295	H	Saint Peter's	18	0

Fordham

F
o
r
d
h
a
m

F
o
r
d
h
a
m

Average RPI Win:		185	WON-LOST RECORD		WINNING PCT. RANK		LAST 10 GAMES		STRENGTH OF SCHEDULE		OPP. STRENGTH OF SCHEDULE		TEAM RPI		ADJ RPI		CONF. RPI		ADJ CONF. RPI	
DIV. I ONLY			32-24-0		.57143 99		7-3-0		147		176		117		.51096 117		19		19	
DIV. I NON-CONF.			15-13-0		.53571 124		1-0-0		182		148		160		.49452 160		20		20	
TOTALS		RPI 1-25		RPI 26-50		W-L RECORDS		RPI 51-100		RPI 101-150		RPI 150+								
32-24-0		1-6-0		0-0-0		OVERALL		3-3-0		8-7-0		20-8-0								
19-10-0		0-1-0		0-0-0		HOME		1-2-0		2-3-0		16-4-0								
11-11-0		1-4-0		0-0-0		AWAY		1-0-0		6-3-0		3-4-0								
2-3-0		0-1-0		0-0-0		NEUTRAL		1-1-0		0-1-0		1-0-0								
15-13-0		1-6-0		0-0-0		NON-CONFERENCE		1-0-0		2-3-0		11-4-0								
11-6-0		0-1-0		0-0-0		HOME		0-0-0		2-3-0		9-2-0								
4-6-0		1-4-0		0-0-		AWAY		1-0-0		0-0-0		2-2-0								
0-1-0		0-1-0		0-0-0		NEUTRAL		0-0-0		0-0-0		0-0-0								
17-11-0		0-0-0		0-0-0		CONFERENCE		2-3-0		6-4-0		9-4-0								
8-4-0		0-0-0		0-0-0		HOME		1-2-0		0-0-0		7-2-0								
7-5-0		0-0-0		0-0-0		AWAY		0-0-0		6-3-0		1-2-0								
2-2-0		0-0-0		0-0-0		NEUTRAL		1-1-0		0-1-0		1-0-0								
RPI	S	Opponent		Score		RPI	S	Opponent		Score		RPI	S	Opponent		Score				
5	A	North Carolina		2	6					83	A	Virginia	11	3	103	A	George Washington	6	4	
7	A	Stetson		0	7					99	H	Davi dson	0	3	103	A	George Washington	0	6	
7	A	Stetson		2	5					99	H	Davi dson	2	6	103	A	George Washington	5	4	
7	A	Stetson		1	5					99	H	Davi dson	10	6	103	N	George Washington	4	5	
14	H	Duke		2	13					99	N	Davi dson	2	6	104	H	Maryl and	10	3	
21	N	Loui sville		3	4					99	N	Davi dson	8	4	116	A	Fordham	8	2	
23	A	Jacksonv ille		4	3										116	A	Fordham	1	0	
															116	A	Fordham	0	11	
															129	A	VCU	4	2	
															129	A	VCU	1	3	
															129	A	VCU	3	0	
															130	H	Liberty	5	6	
															138	H	Marist	8	7	
															138	H	Marist	8	10	
															145	H	James Madi son	6	10	
															160	H	Monmouth	7	6	
															169	H	VMI	2	11	
															174	A	George Mason	5	1	
															174	A	George Mason	1	5	
															174	A	George Mason	0	1	
															174	N	George Mason	16	2	
															184	H	Dayton	7	3	
															184	H	Dayton	6	7	
															184	H	Dayton	4	0	
															194	H	Yal e	8	5	
															202	H	Lehi gh	7	0	
															221	H	Binghamton	6	4	
															221	H	Binghamton	3	2	
															221	H	Binghamton	4	5	
															244	A	The Ci tadel	13	3	
															244	A	The Ci tadel	2	5	
															248	A	Ol d Domi ni on	2	4	
															259	H	Massachusetts	7	1	
															259	H	Massachusetts	17	5	
						LAST 10 GAMES														
				103	N	George Washington	4	5	116	A	Fordham	0	11							
				99	N	Davi dson	8	4	83	A	Vi rgi ni a	11	3							
				99	N	Davi dson	2	6	283	H	La Salle	6	1							
				116	A	Fordham	8	2	283	H	La Salle	8	6							
				116	A	Fordham	1	0	283	H	La Salle	13	6							

Non-Div. I Games:

Ri chmond

RPI	S	Opponent	Score	
259	H	Massachusetts	1	2
264	A	Longwood	3	2
269	H	Princeton	7	3
273	H	Towson	10	5
273	H	Towson	11	5
273	H	Towson	7	3
283	H	La Salle	13	6
283	H	La Salle	8	6
283	H	La Salle	6	1

R
i
c
h
m
o
n
d

R
i
c
h
m
o
n
d

Richmond

Average RPI Win: 145		WON-LOST	WINNING	LAST 10	STRENGTH OF		OPP. STRENGTH	TEAM	ADJ	CONF.	ADJ CONF.
Average RPI Loss: 82		RECORD	PCT. RANK	GAMES	SCHEDULE		OF SCHEDULE	RPI	RPI	RPI	RPI
DIV. I ONLY		30-28-1	.51695	137	7-3-0		126	56	119	.50895	118
DIV. I NON-CONF.		12-12-1	.5	134	0-1-0		127	32	147	.49969	147
TOTALS		RPI 1-25	RPI 26-50		W-L RECORDS		RPI 51-100		RPI 101-150		RPI 150+
30-28-1		0-7-0	2-5-0		OVERALL		9-10-0		3-0-0		16-6-1
17-14-0		0-1-0	1-3-0		HOME		7-8-0		0-0-0		9-2-0
11-12-1		0-6-0	1-0-0		AWAY		0-2-0		3-0-0		7-4-1
2-2-0		0-0-0	0-2-0		NEUTRAL		2-0-0		0-0-0		0-0-0
12-12-1		0-4-0	2-3-0		NON-CONFERENCE		2-3-0		0-0-0		8-2-1
9-7-0		0-1-0	1-3-0		HOME		2-1-0		0-0-0		6-2-0
3-5-1		0-3-0	1-0-		AWAY		0-2-0		0-0-0		2-0-1
0-0-0		0-0-0	0-0-0		NEUTRAL		0-0-0		0-0-0		0-0-0
18-16-0		0-3-0	0-2-0		CONFERENCE		7-7-0		3-0-0		8-4-0
8-7-0		0-0-0	0-0-0		HOME		5-7-0		0-0-0		3-0-0
8-7-0		0-3-0	0-0-0		AWAY		0-0-0		3-0-0		5-4-0
2-2-0		0-0-0	0-2-0		NEUTRAL		2-0-0		0-0-0		0-0-0
RPI S	Opponent	Score	RPI S	Opponent	Score	RPI S	Opponent	Score	RPI S	Opponent	Score
17 A	Texas A&M	5 7	35 A	Baylor	6 1	51 H	South Alabama	1 10	137 A	Georgia St.	10 9
19 A	Texas	10 11	35 H	Baylor	5 17	51 H	South Alabama	5 2	137 A	Georgia St.	9 3
19 A	Texas	2 6	36 H	Oklahoma St.	10 1	51 H	South Alabama	10 11	137 A	Georgia St.	10 5
19 H	Texas	1 6	36 H	Oklahoma St.	5 6	58 H	Louisiana	8 6	177 A	Arkansas St.	1 6
25 A	Coastal Caro.	3 7	36 H	Oklahoma St.	2 6	58 H	Louisiana	6 5	177 A	Arkansas St.	10 3
25 A	Coastal Caro.	0 8	41 N	Troy	0 10	58 H	Louisiana	4 7	177 A	Arkansas St.	1 2
25 A	Coastal Caro.	3 11	41 N	Troy	1 5	58 N	Louisiana	11 1	180 H	Appalachian St.	3 2
						81 H	Ga. Southern	4 3	180 H	Appalachian St.	7 2
						81 H	Ga. Southern	6 7	180 H	Appalachian St.	8 2
						81 H	Ga. Southern	7 10	183 A	UC Santa Barbara	4 4
						89 A	Rice	6 8	183 A	UC Santa Barbara	6 5
						89 H	Rice	6 2	183 A	UC Santa Barbara	1 0
						97 H	Little Rock	10 6	185 A	UT Arlington	8 2
						97 H	Little Rock	4 7	185 A	UT Arlington	5 1
						97 H	Little Rock	3 6	185 A	UT Arlington	5 2
						97 N	Little Rock	6 3	189 H	McNeese	0 1
						98 A	UTSA	2 7	189 H	McNeese	12 1
						98 H	UTSA	5 2	189 H	McNeese	4 3
						98 H	UTSA	3 5	196 A	La. -Monroe	2 3
									196 A	La. -Monroe	0 1
									196 A	La. -Monroe	8 2
									197 H	Incarnate Word	6 5
									235 H	UTRGV	1 2
									260 H	SFA	7 6
									260 H	SFA	6 3
									260 H	SFA	13 0
LAST 10 GAMES											
						41 N	Troy	0 10	185 A	UT Arlington	5 1
						58 N	Louisiana	11 1	185 A	UT Arlington	5 2
						97 N	Little Rock	6 3	19 A	Texas	2 6
						41 N	Troy	1 5	58 H	Louisiana	8 6
						185 A	UT Arlington	8 2	58 H	Louisiana	6 5

Non-Div. I Games:

Texas St.

Average RPI Win: 160		WON-LOST RECORD		WINNING PCT. RANK		LAST 10 GAMES		STRENGTH OF SCHEDULE		OPP. STRENGTH OF SCHEDULE		TEAM RPI		ADJ RPI		CONF. RPI		ADJ CONF. RPI	
DIV. I ONLY		28-30-0		.48276 152		6-4-0		107		116		120		.50855 119		14		14	
DIV. I NON-CONF.		15-19-0		.44118 185		2-2-0		81		116		120		.50993 120		11		11	
TOTALS		RPI 1-25		RPI 26-50		W-L RECORDS		RPI 51-100		RPI 101-150		RPI 150+							
28-30-0		1-1-0		1-9-0		OVERALL		0-2-0		9-12-0		17-6-0							
13-12-0		1-0-0		0-0-0		HOME		0-1-0		4-8-0		8-3-0							
13-18-0		0-1-0		1-9-0		AWAY		0-1-0		5-4-0		7-3-0							
2-0-0		0-0-0		0-0-0		NEUTRAL		0-0-0		0-0-0		2-0-0							
15-19-0		1-1-0		0-7-0		NON-CONFERENCE		0-2-0		6-6-0		8-3-0							
7-6-0		1-0-0		0-0-0		HOME		0-1-0		1-2-0		5-3-0							
6-13-0		0-1-0		0-0-		AWAY		0-1-0		5-4-0		1-0-0							
2-0-0		0-0-0		0-0-0		NEUTRAL		0-0-0		0-0-0		2-0-0							
13-11-0		0-0-0		1-2-0		CONFERENCE		0-0-0		3-6-0		9-3-0							
6-6-0		0-0-0		0-0-0		HOME		0-0-0		3-6-0		3-0-0							
7-5-0		0-0-0		1-2-0		AWAY		0-0-0		0-0-0		6-3-0							
0-0-0		0-0-0		0-0-0		NEUTRAL		0-0-0		0-0-0		0-0-0							
RPI	S	Opponent	Score		RPI	S	Opponent	Score		RPI	S	Opponent	Score		RPI	S	Opponent	Score	
22	A	UCLA	2	15	27	A	Missouri St.	2	3	53	A	San Di ego St.	2	3	101	A	Pepperdi ne	10	4
22	H	UCLA	4	3	27	A	Missouri St.	2	8	74	H	UNLV	5	7	101	A	Pepperdi ne	1	6
					27	A	Missouri St.	0	5						101	H	Pepperdi ne	2	3
					44	A	Cal St. Fullerton	4	11						101	H	Pepperdi ne	8	4
					44	A	Cal St. Fullerton	6	3						107	H	UC Irvine	4	5
					44	A	Cal St. Fullerton	0	3						107	H	UC Irvine	4	8
					46	A	Ohio St.	6	11						107	H	UC Irvine	2	4
					46	A	Ohio St.	3	7						112	H	Long Beach St.	2	3
					46	A	Ohio St.	1	2						112	H	Long Beach St.	2	1
					50	A	Illinois	7	12						112	H	Long Beach St.	5	7
															121	A	Southern Cali forni a	9	3
															121	A	Southern Cali forni a	2	1
															121	A	Southern Cali forni a	4	8
															122	A	Grand Canyon	8	13
															122	A	Grand Canyon	4	1
															128	H	Cal Poly	4	5
															128	H	Cal Poly	10	7
															128	H	Cal Poly	5	3
															134	A	Fresno St.	15	2
															134	A	Fresno St.	2	8
															134	H	Fresno St.	3	6
															152	A	Hawai i	3	5
															152	A	Hawai i	12	7
															152	A	Hawai i	2	0
															179	H	Manhattan	21	5
															179	H	Manhattan	5	1
															179	H	Manhattan	31	5
															183	A	UC Santa Barbara	0	12
															183	A	UC Santa Barbara	6	3
															183	A	UC Santa Barbara	6	4
															190	H	BYU	8	10
															190	H	BYU	10	9
															190	H	BYU	3	5
															190	H	BYU	5	6
LAST 10 GAMES																			
121	A	Southern Cali forni a	4	8	44	A	Cal St. Fullerton	6	3	183	A	UC Santa Barbara	0	12	183	A	UC Santa Barbara	6	3
121	A	Southern Cali forni a	9	3	22	A	UCLA	2	15	183	A	UC Santa Barbara	6	4	190	H	BYU	8	10
121	A	Southern Cali forni a	2	1	212	H	UC Davi s	5	2	190	H	BYU	10	9	190	H	BYU	3	5
44	A	Cal St. Fullerton	4	11	212	H	UC Davi s	2	1	190	H	BYU	3	5	190	H	BYU	5	6
44	A	Cal St. Fullerton	0	3	212	H	UC Davi s	6	2	190	H	BYU	5	6					




RPI	S	Opponent	Score	
198	N	Val parai so	14	13
198	N	Val parai so	6	5
212	H	UC Davi s	6	2
212	H	UC Davi s	5	2
212	H	UC Davi s	2	1
229	A	CSU Bakersfi el d	8	1
229	H	CSU Bakersfi el d	13	7
231	A	UC Ri versi de	3	2
231	A	UC Ri versi de	6	1
231	A	UC Ri versi de	4	6

CSUN

C
S
U
N

C
S
U
N

Butler

 Tie,  Loss,  Non-Conf, S Site, H Home, A Away, N Neutral Page 158

Average RPI Win:		140	WON-LOST RECORD		WINNING PCT. RANK	LAST 10 GAMES		STRENGTH OF SCHEDULE		OPP. STRENGTH OF SCHEDULE	TEAM RPI	ADJ RPI	CONF. RPI	ADJ CONF. RPI			
Average RPI Loss:		73															
DIV. I ONLY			26-28-0		.48148	156	4-6-0		100		30	122	.50801	121	5	5	
DIV. I NON-CONF.			13-10-0		.56522	101	2-3-0		224		49	163	.49341	163	5	5	
TOTALS		RPI 1-25		RPI 26-50		W-L RECORDS		RPI 51-100		RPI 101-150		RPI 150+					
26-28-0		3-10-0		3-5-0		OVERALL		3-4-0		5-5-0		12-4-0					
15-15-0		1-2-0		2-5-0		HOME		2-2-0		2-3-0		8-3-0					
10-13-0		1-8-0		1-0-0		AWAY		1-2-0		3-2-0		4-1-0					
1-0-0		1-0-0		0-0-0		NEUTRAL		0-0-0		0-0-0		0-0-0					
13-10-0		1-2-0		1-1-0		NON-CONFERENCE		0-1-0		3-4-0		8-2-0					
8-7-0		0-0-0		0-1-0		HOME		0-1-0		2-3-0		6-2-0					
5-3-0		1-2-0		1-0-		AWAY		0-0-0		1-1-0		2-0-0					
0-0-0		0-0-0		0-0-0		NEUTRAL		0-0-0		0-0-0		0-0-0					
13-18-0		2-8-0		2-4-0		CONFERENCE		3-3-0		2-1-0		4-2-0					
7-8-0		1-2-0		2-4-0		HOME		2-1-0		0-0-0		2-1-0					
5-10-0		0-6-0		0-0-0		AWAY		1-2-0		2-1-0		2-1-0					
1-0-0		1-0-0		0-0-0		NEUTRAL		0-0-0		0-0-0		0-0-0					
RPI	S	Opponent		Score		RPI	S	Opponent		Score		RPI	S	Opponent		Score	
1	A	Arkansas		6	7	44	A	Cal St. Fullerton		3	1	57	H	TCU		1	10
1	A	Arkansas		0	4	44	H	Cal St. Fullerton		3	4	72	H	Cal i forn i a		9	8
1	A	Arkansas		3	1	48	H	Ari zona		2	4	72	H	Cal i forn i a		11	4
2	H	Oregon St.		0	4	48	H	Ari zona		12	2	72	H	Cal i forn i a		2	6
2	H	Oregon St.		8	0	48	H	Ari zona		2	14	92	A	Oregon		2	9
2	H	Oregon St.		1	8	49	H	Washi ngton		2	5	92	A	Oregon		10	2
6	A	Stanford		1	11	49	H	Washi ngton		1	0	92	A	Oregon		1	2
6	A	Stanford		1	5	49	H	Washi ngton		5	9						
6	A	Stanford		0	18									126 A Ari zona St.		1	5
														126 A Ari zona St.		8	4
22	A	UCLA		3	7									126 A Ari zona St.		10	1
22	A	UCLA		1	16									168 A Loyola Marymount		6	1
22	A	UCLA		2	19									168 H Loyola Marymount		3	2
22	N	UCLA		3	2									183 A UC Santa Barbara		9	3
														183 H UC Santa Barbara		5	8
														186 A Washi ngton St.		8	6
														186 A Washi ngton St.		9	3
														186 A Washi ngton St.		4	8
														208 H Utah		0	4
														208 H Utah		2	0
														208 H Utah		5	2
														245 H Utah Valley		5	4
														245 H Utah Valley		1	5
														245 H Utah Valley		8	6
														281 H Villanova		12	6
														281 H Villanova		5	2
														281 H Villanova		15	6
						LAST 10 GAMES											
						119	H	CSUN		8	4	2	H	Oregon St.		1	8
						119	H	CSUN		3	9	2	H	Oregon St.		0	4
						119	H	CSUN		1	2	107	H	UC Irvi ne		8	2
						44	H	Cal St. Fullerton		3	4	186	A	Washi ngton St.		9	3
						2	H	Oregon St.		8	0	186	A	Washi ngton St.		4	8

Non-Div. I Games:

Southern California

Average RPI Win:		174	WON-LOST RECORD		WINNING PCT. RANK		LAST 10 GAMES		STRENGTH OF SCHEDULE		OPP. STRENGTH OF SCHEDULE		TEAM RPI		ADJ RPI		CONF. RPI		ADJ CONF. RPI					
DIV. I ONLY			33-24-0		.57895		91		6-4-0		179		136		123		.50756		122		21		21	
DIV. I NON-CONF.			14-17-0		.45161		180		1-1-0		180		30		194		.47794		194		24		24	
TOTALS		RPI 1-25		RPI 26-50				W-L RECORDS				RPI 51-100				RPI 101-150				RPI 150+				
33-24-0		0-0-0		2-6-0				OVERALL				6-5-0				4-4-0				21-9-0				
20-11-0		0-0-0		0-1-0				HOME				6-4-0				3-2-0				11-4-0				
12-11-0		0-0-0		2-5-0				AWAY				0-1-0				0-1-0				10-4-0				
1-2-0		0-0-0		0-0-0				NEUTRAL				0-0-0				1-1-0				0-1-0				
14-17-0		0-0-0		2-6-0				NON-CONFERENCE				4-4-0				2-2-0				6-5-0				
10-9-0		0-0-0		0-1-0				HOME				4-3-0				1-1-0				5-4-0				
3-8-0		0-0-0		2-0-				AWAY				0-1-0				0-1-0				1-1-0				
1-0-0		0-0-0		0-0-0				NEUTRAL				0-0-0				1-0-0				0-0-0				
19-7-0		0-0-0		0-0-0				CONFERENCE				2-1-0				2-2-0				15-4-0				
10-2-0		0-0-0		0-0-0				HOME				2-1-0				2-1-0				6-0-0				
9-3-0		0-0-0		0-0-0				AWAY				0-0-0				0-0-0				9-3-0				
0-2-0		0-0-0		0-0-0				NEUTRAL				0-0-0				0-1-0				0-1-0				
RPI	S	Opponent		Score		RPI	S	Opponent		Score		RPI	S	Opponent		Score		RPI	S	Opponent		Score		
				44	A	Cal St. Fullerton	3	7	53	A	San Di ego St.	4	5	114	H	Sacramento St.	10	2						
				44	A	Cal St. Fullerton	2	10	57	H	TCU	9	8	114	H	Sacramento St.	5	9						
				44	A	Cal St. Fullerton	0	2	57	H	TCU	6	14	114	H	Sacramento St.	8	5						
				48	A	Arizona	6	20	57	H	TCU	2	3	114	N	Sacramento St.	2	8						
				48	H	Arizona	1	16	74	H	UNLV	5	3	119	H	CSUN	1	4						
				50	A	Illinois	2	3	74	H	UNLV	10	6	119	H	CSUN	13	8						
				50	A	Illinois	5	3	87	H	New Mexico St.	13	3	127	A	San Di ego	4	8						
				50	A	Illinois	5	1	87	H	New Mexico St.	8	4	128	N	Cal Poly	5	1						
									87	H	New Mexico St.	1	13	164	H	New Mexi co	7	3						
									93	H	Kansas	12	2	164	H	New Mexi co	4	10						
									93	H	Kansas	5	6	168	A	Loyola Marymount	11	5						
														182	A	Seattle U	12	3						
														182	A	Seattle U	7	5						
														182	A	Seattle U	5	3						
														182	N	Seattle U	2	3						
														186	H	Washington St.	4	5						
														198	H	Val parai so	7	11						
														198	H	Val parai so	6	12						
														216	A	Northern Colo.	18	1						
														216	A	Northern Colo.	9	6						
														216	A	Northern Colo.	4	7						
														229	A	CSU Bakersfiel d	13	4						
														229	A	CSU Bakersfiel d	8	5						
														229	A	CSU Bakersfiel d	7	9						
														231	A	UC Ri versi de	8	9						
														231	H	UC Ri versi de	6	1						
														235	A	UTRGV	8	3						
														235	A	UTRGV	5	0						
														235	A	UTRGV	1	9						
														240	H	Penn St.	8	1						
														240	H	Penn St.	8	7						
														240	H	Penn St.	8	7						
														245	H	Utah Valley	5	2						
														245	H	Utah Valley	11	2						

Non-Div. I Games:

Grand Canyon

RPI	S	Opponent	Score	
245	H	Utah Valley	5	2
261	H	Chi cago St.	11	2
261	H	Chi cago St.	13	5
261	H	Chi cago St.	3	2

G
r
a
n
d
C
a
n
y
o
n

G
r
a
n
d
C
a
n
y
o
n

Grand Canyon

Average RPI Win:		139	WON-LOST RECORD		WINNING PCT. RANK		LAST 10 GAMES		STRENGTH OF SCHEDULE		OPP. STRENGTH OF SCHEDULE		TEAM RPI		ADJ RPI		CONF. RPI		ADJ CONF. RPI					
DIV. I ONLY			21-29-0		.42		209		5-5-0		73		131		118		.50717		123		10		10	
DIV. I NON-CONF.			12-15-0		.44444		184		0-0-0		57		166		73		.53233		76		8		8	
TOTALS		RPI 1-25		RPI 26-50		W-L RECORDS		RPI 51-100		RPI 101-150		RPI 150+												
21-29-0		1-2-0		4-8-0		OVERALL		5-7-0		2-3-0		9-9-0												
6-10-0		0-0-0		1-2-0		HOME		1-4-0		2-2-0		2-2-0												
15-17-0		1-2-0		3-5-0		AWAY		4-2-0		0-1-0		7-7-0												
0-2-0		0-0-0		0-1-0		NEUTRAL		0-1-0		0-0-0		0-0-0												
12-15-0		1-2-0		3-2-0		NON-CONFERENCE		2-3-0		1-1-0		5-7-0												
1-3-0		0-0-0		0-0-0		HOME		0-2-0		1-0-0		0-1-0												
11-12-0		1-2-0		3-0-		AWAY		2-1-0		0-1-0		5-6-0												
0-0-0		0-0-0		0-0-0		NEUTRAL		0-0-0		0-0-0		0-0-0												
9-14-0		0-0-0		1-6-0		CONFERENCE		3-4-0		1-2-0		4-2-0												
5-7-0		0-0-0		1-2-0		HOME		1-2-0		1-2-0		2-1-0												
4-5-0		0-0-0		0-3-0		AWAY		2-1-0		0-0-0		2-1-0												
0-2-0		0-0-0		0-1-0		NEUTRAL		0-1-0		0-0-0		0-0-0												
RPI	S	Opponent		Score		RPI	S	Opponent		Score		RPI	S	Opponent		Score								
15	A	Tennessee Tech		4	7	27	A	Missouri St.		3	12	62	H	Creighton		5	7							
15	A	Tennessee Tech		16	8	27	A	Missouri St.		3	6	62	H	Creighton		1	5							
15	A	Tennessee Tech		17	30	27	A	Missouri St.		2	4	73	A	Indiana St.		2	5							
						37	H	DBU		11	17	73	A	Indiana St.		5	2							
						37	H	DBU		4	3	73	A	Indiana St.		8	7							
						37	H	DBU		4	9	85	H	Bradley		3	9							
						37	N	DBU		6	10	85	H	Bradley		13	6							
						49	A	Washington		3	2	85	H	Bradley		6	9							
						49	A	Washington		13	6	85	N	Bradley		2	14							
						49	A	Washington		2	5	100	A	Morehead St.		13	10							
						49	A	Washington		5	4	100	A	Morehead St.		18	7							
						50	A	Illinois		2	4	100	A	Morehead St.		5	6							
						LAST 10 GAMES																		
						37	N	DBU		6	10	198	H	Valparai so		8	0							
						85	N	Bradley		2	14	198	H	Valparai so		13	3							
						268	A	Evansville		14	11	198	H	Valparai so		1	2							
						268	A	Evansville		11	7	85	H	Bradley		13	6							
						268	A	Evansville		2	9	85	H	Bradley		3	9							

Non-Div. I Games: St. Francis (IL) 11 3 Ill. Wesleyan 4 10

Illinois St.

Average RPI Win: 197		WON-LOST	WINNING	LAST 10	STRENGTH OF		OPP. STRENGTH	TEAM	ADJ	CONF.	ADJ CONF.
Average RPI Loss: 110		RECORD	PCT. RANK	GAMES	SCHEDULE		OF SCHEDULE	RPI	RPI	RPI	RPI
DIV. I ONLY		32-25-0	.5614	105	7-3-0		153	174	124	.50712	124
DIV. I NON-CONF.		12-11-0	.52174	128	1-0-0		90	98	109	.51257	109
TOTALS		RPI 1-25	RPI 26-50		W-L RECORDS		RPI 51-100		RPI 101-150		RPI 150+
32-25-0		0-7-0	0-2-0		OVERALL		2-5-0		8-3-0		22-8-0
17-12-0		0-3-0	0-1-0		HOME		0-1-0		5-2-0		12-5-0
13-11-0		0-3-0	0-1-0		AWAY		2-4-0		2-1-0		9-2-0
2-2-0		0-1-0	0-0-0		NEUTRAL		0-0-0		1-0-0		1-1-0
12-11-0		0-3-0	0-2-0		NON-CONFERENCE		1-3-0		6-1-0		5-2-0
8-6-0		0-3-0	0-1-0		HOME		0-1-0		4-0-0		4-1-0
4-5-0		0-0-0	0-0-0		AWAY		1-2-0		2-1-0		1-1-0
0-0-0		0-0-0	0-0-0		NEUTRAL		0-0-0		0-0-0		0-0-0
20-14-0		0-4-0	0-0-0		CONFERENCE		1-2-0		2-2-0		17-6-0
9-6-0		0-0-0	0-0-0		HOME		0-0-0		1-2-0		8-4-0
9-6-0		0-3-0	0-0-0		AWAY		1-2-0		0-0-0		8-1-0
2-2-0		0-1-0	0-0-0		NEUTRAL		0-0-0		1-0-0		1-1-0
RPI S	Opponent	Score	RPI S	Opponent	Score	RPI S	Opponent	Score	RPI S	Opponent	Score
15 A	Tennessee Tech	8 9	41 A	Troy	2 8	82 A	Alabama	8 9	125 H	Kennesaw St.	3 1
15 A	Tennessee Tech	7 11	41 H	Troy	13 16	82 A	Alabama	4 0	135 A	FIU	2 7
15 A	Tennessee Tech	7 8				90 A	Samford	3 9	135 A	FIU	13 6
15 N	Tennessee Tech	2 5				90 H	Samford	7 9	135 A	FIU	12 6
23 H	Jacksonville	1 4				100 A	Morehead St.	12 24	139 H	Austin Peay	13 0
23 H	Jacksonville	6 17				100 A	Morehead St.	8 13	139 H	Austin Peay	4 6
23 H	Jacksonville	4 6				100 A	Morehead St.	8 4	139 H	Austin Peay	4 7
									139 N	Austin Peay	8 2
									144 H	Southern Ill.	6 0
									144 H	Southern Ill.	10 9
									144 H	Southern Ill.	7 4
									175 H	Eastern Ky.	7 11
									175 H	Eastern Ky.	6 1
									175 H	Eastern Ky.	6 9
									175 N	Eastern Ky.	8 11
									200 H	Southeast Mo. St.	7 0
									200 H	Southeast Mo. St.	1 4
									200 H	Southeast Mo. St.	7 6
									200 N	Southeast Mo. St.	11 0
									201 A	UAB	4 2
									201 H	UAB	7 1
									213 H	Radford	4 2
									213 H	Radford	5 0
									213 H	Radford	5 9
									222 A	SIUE	7 5
									222 A	SIUE	11 9
									222 A	SIUE	8 3
									228 A	Eastern Ill.	11 0
									228 A	Eastern Ill.	7 0
									228 A	Eastern Ill.	5 9
									236 A	Alabama St.	2 6
									236 H	Alabama St.	10 5
									243 H	Murray St.	13 4
									243 H	Murray St.	5 3
			LAST 10 GAMES								
			175 N	Eastern Ky.	8 11	222 A	SIUE	7 5			
			200 N	Southeast Mo. St.	11 0	222 A	SIUE	8 3			
			15 N	Tennessee Tech	2 5	201 H	UAB	7 1			
			139 N	Austin Peay	8 2	267 H	UT Martin	1 8			
			222 A	SIUE	11 9	267 H	UT Martin	6 5			

Non-Div. I Games:

Jacksonville St.

RPI	S	Opponent	Score	
243	H	Murray St.	21	3
266	A	Belmont	18	4
266	A	Belmont	5	4
266	A	Belmont	4	3
267	H	UT Martin	9	3
267	H	UT Martin	1	8
267	H	UT Martin	6	5

Jacksonville St.

J
a
c
k
s
o
n
v
i
l
l
e
s
t
.

J
a
c
k
s
o
n
v
i
l
l
e
s
t
.

Average RPI Win:		159	WON-LOST		WINNING		LAST 10		STRENGTH OF		OPP. STRENGTH		TEAM		ADJ		CONF.		ADJ CONF.						
Average RPI Loss:		78	RECORD		PCT. RANK		GAMES		SCHEDULE		OF SCHEDULE		RPI		RPI		RPI		RPI						
DIV. I ONLY			25-30-0		.45455		183		1-9-0		35		101		125		.50704		125						
DIV. I NON-CONF.			14-18-0		.4375		188		0-2-0		60		126		165		.49227		165						
TOTALS		RPI 1-25		RPI 26-50				W-L RECORDS				RPI 51-100				RPI 101-150				RPI 150+					
25-30-0		3-12-0		1-2-0				OVERALL				4-6-0				4-5-0				13-5-0					
19-15-0		3-6-0		0-0-0				HOME				2-3-0				3-2-0				11-4-0					
6-13-0		0-5-0		1-2-0				AWAY				2-3-0				1-2-0				2-1-0					
0-2-0		0-1-0		0-0-0				NEUTRAL				0-0-0				0-1-0				0-0-0					
14-18-0		1-7-0		1-2-0				NON-CONFERENCE				3-4-0				1-4-0				8-1-0					
11-11-0		1-5-0		0-0-0				HOME				2-3-0				0-2-0				8-1-0					
3-7-0		0-2-0		1-0-				AWAY				1-1-0				1-2-0				0-0-0					
0-0-0		0-0-0		0-0-0				NEUTRAL				0-0-0				0-0-0				0-0-0					
11-12-0		2-5-0		0-0-0				CONFERENCE				1-2-0				3-1-0				5-4-0					
8-4-0		2-1-0		0-0-0				HOME				0-0-0				3-0-0				3-3-0					
3-6-0		0-3-0		0-0-0				AWAY				1-2-0				0-0-0				2-1-0					
0-2-0		0-1-0		0-0-0				NEUTRAL				0-0-0				0-1-0				0-0-0					
RPI	S	Opponent		Score		RPI	S	Opponent		Score		RPI	S	Opponent		Score		RPI	S	Opponent		Score			
7	H	Stetson		9	6	43	A	Oklahoma		1	3	56	A	Georgia Tech		7	17	115	H	North Florida		7	5		
7	H	Stetson		4	3	43	A	Oklahoma		9	4	81	A	Ga. Southern		12	3	115	H	North Florida		10	6		
7	H	Stetson		6	7	43	A	Oklahoma		1	4	81	H	Ga. Southern		3	9	115	H	North Florida		3	2		
7	N	Stetson		1	2							84	A	FGCU		2	1	115	N	North Florida		1	7		
10	A	Georgia		3	15							84	A	FGCU		0	3	124	A	Jacksonville St.		1	3		
10	H	Georgia		4	14							84	A	FGCU		3	4	137	A	Georgia St.		15	9		
12	H	Minnesota		8	11							85	H	Bradley		4	6	137	H	Georgia St.		4	7		
12	H	Minnesota		3	9							90	H	Samford		9	3	141	A	Mercer		5	7		
13	A	Clemson		4	9							90	H	Samford		1	2	141	H	Mercer		0	4		
13	H	Clemson		2	7							90	H	Samford		9	3	154	H	NJIT		5	12		
15	H	Tennessee Tech		2	4													154	H	NJIT		2	3		
20	H	UConn		7	3													154	H	NJIT		7	2		
23	A	Jacksonville		2	5													176	H	Lipscomb		5	1		
23	A	Jacksonville		3	11													176	H	Lipscomb		8	6		
23	A	Jacksonville		1	15													176	H	Lipscomb		5	6		
						LAST 10 GAMES																			
						7 N Stetson						1	2	13	H	Clemson		2	7						
						115 N North Florida						1	7	154	H	NJIT		2	3						
						23 A Jacksonville						1	15	154	H	NJIT		7	2						
						23 A Jacksonville						3	11	154	H	NJIT		5	12						
						23 A Jacksonville						2	5	81	H	Ga. Southern		3	9						

Non-Div. I Games:

Kennesaw St.

Average RPI Win:	108	WON-LOST RECORD	WINNING PCT. RANK	LAST 10 GAMES	STRENGTH OF SCHEDULE	OPP. STRENGTH OF SCHEDULE	TEAM RPI	ADJ RPI	CONF. RPI	ADJ CONF. RPI				
DIV. I ONLY		23-32-0	.41818	210	4-6-0	24	53	126	.50649	126	5	5		
DIV. I NON-CONF.		10-14-0	.41667	197	2-1-0	28	124	161	.49428	161	5	5		
<hr/>														
TOTALS	RPI 1-25	RPI 26-50		W-L RECORDS		RPI 51-100		RPI 101-150		RPI 150+				
23-32-0	2-7-0	4-8-0		OVERALL		5-7-0		7-7-0		5-3-0				
16-19-0	0-0-0	3-6-0		HOME		5-6-0		4-6-0		4-1-0				
7-13-0	2-7-0	1-2-0		AWAY		0-1-0		3-1-0		1-2-0				
0-0-0	0-0-0	0-0-0		NEUTRAL		0-0-0		0-0-0		0-0-0				
10-14-0	0-0-0	2-3-0		NON-CONFERENCE		1-5-0		6-5-0		1-1-0				
7-12-0	0-0-0	2-3-0		HOME		1-4-0		3-4-0		1-1-0				
3-2-0	0-0-0	0-0-		AWAY		0-1-0		3-1-0		0-0-0				
0-0-0	0-0-0	0-0-0		NEUTRAL		0-0-0		0-0-0		0-0-0				
13-18-0	2-7-0	2-5-0		CONFERENCE		4-2-0		1-2-0		4-2-0				
9-7-0	0-0-0	1-3-0		HOME		4-2-0		1-2-0		3-0-0				
4-11-0	2-7-0	1-2-0		AWAY		0-0-0		0-0-0		1-2-0				
0-0-0	0-0-0	0-0-0		NEUTRAL		0-0-0		0-0-0		0-0-0				
RPI	S	Opponent	Score		RPI	S	Opponent	Score		RPI	S	Opponent	Score	
2	A	Oregon St.	8	5	36	H	Oklahoma St.	9	1	60	H	UNCW	0	9
2	A	Oregon St.	2	6	36	H	Oklahoma St.	14	2	60	H	UNCW	9	4
2	A	Oregon St.	5	6	36	H	Oklahoma St.	2	3	60	H	UNCW	1	3
6	A	Stanford	1	3	44	H	Cal St. Fullerton	1	2	72	H	Cal i forn i a	0	3
6	A	Stanford	6	11	44	H	Cal St. Fullerton	6	7	72	H	Cal i forn i a	5	4
6	A	Stanford	3	10	48	A	Ari zona	9	10	72	H	Cal i forn i a	4	6
22	A	UCLA	1	12	48	A	Ari zona	4	6	74	A	UNLV	6	14
22	A	UCLA	4	5	48	A	Ari zona	10	5	74	H	UNLV	3	10
22	A	UCLA	4	0	48	H	Ari zona	2	6	87	H	New Mexico St.	7	8
					49	H	Washi ngton	4	3	92	H	Oregon	18	4
					49	H	Washi ngton	3	7	92	H	Oregon	7	4
					49	H	Washi ngton	6	7	92	H	Oregon	6	1
					LAST 10 GAMES									
					72	H	Cal i forn i a	0	3	48	A	Ari zona	4	6
					72	H	Cal i forn i a	4	6	170	H	Paci fi c	8	3
					72	H	Cal i forn i a	5	4	170	H	Paci fi c	7	12
					48	A	Ari zona	9	10	127	A	San Di ego	12	7
					48	A	Ari zona	10	5	49	H	Washi ngton	6	7

Non-Div. I Games:

Ari zona St.

[illegible]

Non-Div. I Games:

San Di ego

Average RPI Win:		159	WON-LOST RECORD		WINNING PCT. RANK		LAST 10 GAMES		STRENGTH OF SCHEDULE		OPP. STRENGTH OF SCHEDULE		TEAM RPI		ADJ RPI		CONF. RPI		ADJ CONF. RPI				
Average RPI Loss:		99																					
DIV. I ONLY			30-27-0		.52632 129		8-2-0		132		100		128		.50517 128		14		14				
DIV. I NON-CONF.			15-18-0		.45455 176		1-0-0		113		75		174		.48835 172		11		11				
TOTALS		RPI 1-25		RPI 26-50		W-L RECORDS		RPI 51-100		RPI 101-150		RPI 150+											
30-27-0		1-4-0		0-3-0		OVERALL		3-3-0		8-10-0		18-7-0											
19-11-0		0-3-0		0-0-0		HOME		1-2-0		6-2-0		12-4-0											
8-12-0		0-0-0		0-3-0		AWAY		0-0-0		2-7-0		6-2-0											
3-4-0		1-1-0		0-0-0		NEUTRAL		2-1-0		0-1-0		0-1-0											
15-18-0		1-4-0		0-0-0		NON-CONFERENCE		3-3-0		3-6-0		8-5-0											
10-8-0		0-3-0		0-0-0		HOME		1-2-0		2-0-0		7-3-0											
2-6-0		0-0-0		0-0-		AWAY		0-0-0		1-5-0		1-1-0											
3-4-0		1-1-0		0-0-0		NEUTRAL		2-1-0		0-1-0		0-1-0											
15-9-0		0-0-0		0-3-0		CONFERENCE		0-0-0		5-4-0		10-2-0											
9-3-0		0-0-0		0-0-0		HOME		0-0-0		4-2-0		5-1-0											
6-6-0		0-0-0		0-3-0		AWAY		0-0-0		1-2-0		5-1-0											
0-0-0		0-0-0		0-0-0		NEUTRAL		0-0-0		0-0-0		0-0-0											
RPI	S	Opponent		Score		RPI	S	Opponent		Score		RPI	S	Opponent		Score		RPI	S	Opponent		Score	
1	N	Arkansas		4	3	44	A	Cal St. Fullerton		1	5	53	H	San Di ego St.		5	4	101	A	Pepperdi ne		9	11
2	N	Oregon St.		7	16	44	A	Cal St. Fullerton		3	6	53	H	San Di ego St.		7	9	101	H	Pepperdi ne		15	6
22	H	UCLA		3	6	44	A	Cal St. Fullerton		4	5	53	H	San Di ego St.		2	3	105	A	Nebraska		0	4
22	H	UCLA		4	6							63	N	Mi chi gan		8	1	105	A	Nebraska		3	22
22	H	UCLA		5	9							64	N	Gonzaga		8	7	105	A	Nebraska		14	8
												64	N	Gonzaga		4	5	105	A	Nebraska		2	13
																		107	H	UC Irvi ne		1	4
																		107	H	UC Irvi ne		1	3
																		107	H	UC Irvi ne		4	3
																		112	H	Long Beach St.		5	4
																		112	H	Long Beach St.		5	2
																		112	H	Long Beach St.		8	2
																		119	A	CSUN		7	10
																		119	A	CSUN		5	4
																		119	A	CSUN		3	5
																		122	N	Grand Canyon		1	5
																		133	A	San Jose St.		4	7
																		133	H	San Jose St.		5	3
																		152	A	Hawai i		2	6
																		152	A	Hawai i		10	9
																		152	A	Hawai i		16	0
																		161	A	Santa Clara		7	10
																		161	H	Santa Clara		3	4
																		164	H	New Mexi co		5	4
																		164	N	New Mexi co		1	3
																		170	H	Paci fi c		0	4
																		170	H	Paci fi c		9	0
																		170	H	Paci fi c		3	8
																		170	H	Paci fi c		9	1
																		183	H	UC Santa Barbara		9	3
																		101	H	Pepperdi ne		15	6
																		107	H	UC Irvi ne		1	4
																		107	H	UC Irvi ne		4	3
																		107	H	UC Irvi ne		1	3
																		183	H	UC Santa Barbara		4	2
																		183	H	UC Santa Barbara		5	3
																		212	H	UC Davi s		10	16
																		212	H	UC Davi s		8	7

Non-Div. I Games:

Cal Poly

RPI	S	Opponent	Score	
212	H	UC Davi s	7	4
229	A	CSU Bakersfi el d	11	8
229	H	CSU Bakersfi el d	6	0
231	A	UC Ri versi de	4	2
231	A	UC Ri versi de	2	1
231	A	UC Ri versi de	6	5
247	H	Dartmouth	5	0
247	H	Dartmouth	10	3
247	H	Dartmouth	11	2

[illegible]

Non-Div. I Games:

VCU

RPI	S	Opponent	Score	
252	H	Lafayette	8	6
257	H	Iona	5	4
257	H	Iona	2	1
257	H	Iona	3	0
264	H	Longwood	12	2
273	A	Towson	7	2
277	A	St. Bonaventure	8	2
277	A	St. Bonaventure	2	3
277	A	St. Bonaventure	11	4
290	H	Norfol k St.	6	4

VCU

V
C
U

V
C
U

Average RPI Win: 188		WON-LOST	WINNING	LAST 10	STRENGTH OF		OPP. STRENGTH	TEAM	ADJ	CONF.	ADJ CONF.
Average RPI Loss: 133		RECORD	PCT. RANK	GAMES	SCHEDULE		OF SCHEDULE	RPI	RPI	RPI	RPI
DIV. I ONLY		32-26-0	.55172	111	6-4-0		178	178	130	.50427	130
DIV. I NON-CONF.		12-14-0	.46154	167	0-0-0		58	94	118	.51037	118
TOTALS		RPI 1-25	RPI 26-50		W-L RECORDS		RPI 51-100		RPI 101-150		RPI 150+
32-26-0		0-4-0	0-3-0		OVERALL		1-2-0		12-7-0		19-10-0
18-8-0		0-0-0	0-0-0		HOME		1-0-0		5-3-0		12-5-0
11-16-0		0-4-0	0-3-0		AWAY		0-2-0		6-3-0		5-4-0
3-2-0		0-0-0	0-0-0		NEUTRAL		0-0-0		1-1-0		2-1-0
12-14-0		0-4-0	0-3-0		NON-CONFERENCE		1-2-0		7-4-0		4-1-0
10-4-0		0-0-0	0-0-0		HOME		1-0-0		5-3-0		4-1-0
2-10-0		0-4-0	0-0-		AWAY		0-2-0		2-1-0		0-0-0
0-0-0		0-0-0	0-0-0		NEUTRAL		0-0-0		0-0-0		0-0-0
20-12-0		0-0-0	0-0-0		CONFERENCE		0-0-0		5-3-0		15-9-0
8-4-0		0-0-0	0-0-0		HOME		0-0-0		0-0-0		8-4-0
9-6-0		0-0-0	0-0-0		AWAY		0-0-0		4-2-0		5-4-0
3-2-0		0-0-0	0-0-0		NEUTRAL		0-0-0		1-1-0		2-1-0
RPI S	Opponent	Score	RPI S	Opponent	Score	RPI S	Opponent	Score	RPI S	Opponent	Score
5 A	North Carolina	2 17	33 A	St. John's (NY)	2 12	71 A	Wake Forest	7 8	109 A	Campbell	8 3
5 A	North Carolina	5 6	33 A	St. John's (NY)	0 1	71 H	Wake Forest	8 4	109 A	Campbell	4 5
5 A	North Carolina	8 13	33 A	St. John's (NY)	6 7	83 A	Virginia	3 14	109 A	Campbell	9 1
14 A	Duke	2 5							109 N	Campbell	10 5
									109 N	Campbell	4 6
									110 A	Elon	3 4
									113 A	High Point	8 3
									113 A	High Point	18 8
									113 A	High Point	1 9
									117 A	Richmond	6 5
									129 H	VCU	4 2
									129 H	VCU	5 4
									129 H	VCU	14 10
									136 H	Canisius	5 4
									136 H	Canisius	4 7
									136 H	Canisius	2 9
									145 H	James Madison	4 1
									146 A	Virginia Tech	4 3
									146 H	Virginia Tech	5 11
									167 A	Gardner-Webb	11 10
									167 A	Gardner-Webb	14 8
									167 A	Gardner-Webb	3 6
									199 A	Winthrop	5 1
									199 A	Winthrop	11 2
									199 A	Winthrop	0 2
									213 H	Radford	4 10
									213 H	Radford	3 4
									213 H	Radford	11 10
									213 N	Radford	3 2
									213 N	Radford	1 4
									221 H	Binghamton	10 6
									221 H	Binghamton	3 2
									221 H	Binghamton	2 4
									254 H	Charleston So.	8 4
LAST 10 GAMES			LAST 10 GAMES			LAST 10 GAMES			LAST 10 GAMES		
			109 N	Campbell	4 6				199 A	Winthrop	5 1
			109 N	Campbell	10 5				11 2		
			213 N	Radford	3 2				0 2		
			254 N	Charleston So.	4 2				11 10		
			213 N	Radford	1 4				3 4		

Non-Div. I Games:

Liberty

RPI	S	Opponent	Score	
254	H	Charleston So.	9	1
254	H	Charleston So.	4	0
254	N	Charleston So.	4	2
262	H	UNC Asheville	19	8
262	H	UNC Asheville	8	1
262	H	UNC Asheville	4	7
263	H	Youngstown St.	16	0
263	H	Youngstown St.	12	2
264	H	Longwood	5	4
264	H	Longwood	9	6
264	H	Longwood	6	8
276	A	Presbyterian	7	13
276	A	Presbyterian	7	8
276	A	Presbyterian	11	6

Liberty

Liberty

Liberty

Average RPI Win:	158	WON-LOST RECORD	WINNING PCT. RANK	LAST 10 GAMES	STRENGTH OF SCHEDULE	OPP. STRENGTH OF SCHEDULE	TEAM RPI	ADJ RPI	CONF. RPI	ADJ CONF. RPI		
DIV. I ONLY		23-31-0	.42593	204	5-5-0	69	65	131	.50237	131	2	2
DIV. I NON-CONF.		18-12-0	.6	86	3-1-0	153	217	96	.51971	96	2	2
<hr/>												
TOTALS	RPI 1-25	RPI 26-50		W-L RECORDS		RPI 51-100		RPI 101-150		RPI 150+		
23-31-0	2-5-0	0-10-0		OVERALL		5-11-0		6-3-0		10-2-0		
13-14-0	2-1-0	0-6-0		HOME		3-4-0		3-3-0		5-0-0		
9-15-0	0-4-0	0-3-0		AWAY		2-6-0		2-0-0		5-2-0		
1-2-0	0-0-0	0-1-0		NEUTRAL		0-1-0		1-0-0		0-0-0		
18-12-0	0-1-0	0-1-0		NON-CONFERENCE		2-5-0		6-3-0		10-2-0		
9-6-0	0-0-0	0-0-0		HOME		1-3-0		3-3-0		5-0-0		
8-4-0	0-1-0	0-0-		AWAY		1-1-0		2-0-0		5-2-0		
1-2-0	0-0-0	0-1-0		NEUTRAL		0-1-0		1-0-0		0-0-0		
5-19-0	2-4-0	0-9-0		CONFERENCE		3-6-0		0-0-0		0-0-0		
4-8-0	2-1-0	0-6-0		HOME		2-1-0		0-0-0		0-0-0		
1-11-0	0-3-0	0-3-0		AWAY		1-5-0		0-0-0		0-0-0		
0-0-0	0-0-0	0-0-0		NEUTRAL		0-0-0		0-0-0		0-0-0		
RPI	S	Opponent	Score	RPI	S	Opponent	Score	RPI	S	Opponent	Score	
8	A	Texas Tech	4 21	34	N	Indiana	0 5	51	N	South Alabama	5 12	
8	A	Texas Tech	6 9	35	H	Bayl or	0 18	52	A	West Vi rgi ni a	5 8	
8	A	Texas Tech	6 26	35	H	Bayl or	5 8	52	A	West Vi rgi ni a	0 6	
19	H	Texas	11 10	35	H	Bayl or	3 16	52	A	West Vi rgi ni a	7 4	
19	H	Texas	5 2	36	H	Okl ahoma St.	8 13	54	A	Wichi ta St.	7 3	
19	H	Texas	5 9	36	H	Okl ahoma St.	1 6	57	A	TCU	2 4	
25	A	Coastal Caro.	3 4	36	H	Okl ahoma St.	3 6	57	A	TCU	0 6	
				43	A	Okl ahoma	3 4	57	A	TCU	2 12	
				43	A	Okl ahoma	0 12	62	A	Creighton	3 8	
				43	A	Okl ahoma	0 2	62	H	Creighton	3 13	
								68	H	Col . of Charleston	0 6	
								68	H	Col . of Charleston	0 8	
								68	H	Col . of Charleston	7 3	
								93	H	Kansas	8 9	
								93	H	Kansas	1 0	
								93	H	Kansas	7 6	
						</						

Non-Div. I Games:

Kansas St.

Average RPI Win: 222		WON-LOST	WINNING	LAST 10	STRENGTH OF		OPP. STRENGTH	TEAM	ADJ	CONF.	ADJ CONF.
Average RPI Loss: 135		RECORD	PCT. RANK	GAMES	SCHEDULE		OF SCHEDULE	RPI	RPI	RPI	RPI
DIV. I ONLY		38-20-0	.65517	34	261		233	132	.50236	132	29
DIV. I NON-CONF.		11-14-0	.44	186	103		4	156	.49671	155	29
TOTALS		RPI 1-25	RPI 26-50		W-L RECORDS		RPI 51-100		RPI 101-150		RPI 150+
38-20-0		0-1-0	3-7-0		OVERALL		2-3-0		2-1-0		31-8-0
24-5-0		0-0-0	1-1-0		HOME		2-1-0		2-1-0		19-2-0
9-13-0		0-1-0	2-5-0		AWAY		0-2-0		0-0-0		7-5-0
5-2-0		0-0-0	0-1-0		NEUTRAL		0-0-0		0-0-0		5-1-0
11-14-0		0-1-0	3-7-0		NON-CONFERENCE		2-3-0		2-1-0		4-2-0
9-5-0		0-0-0	1-1-0		HOME		2-1-0		2-1-0		4-2-0
2-8-0		0-1-0	2-0-		AWAY		0-2-0		0-0-0		0-0-0
0-1-0		0-0-0	0-1-0		NEUTRAL		0-0-0		0-0-0		0-0-0
27-6-0		0-0-0	0-0-0		CONFERENCE		0-0-0		0-0-0		27-6-0
15-0-0		0-0-0	0-0-0		HOME		0-0-0		0-0-0		15-0-0
7-5-0		0-0-0	0-0-0		AWAY		0-0-0		0-0-0		7-5-0
5-1-0		0-0-0	0-0-0		NEUTRAL		0-0-0		0-0-0		5-1-0
RPI S	Opponent	Score	RPI S	Opponent	Score	RPI S	Opponent	Score	RPI S	Opponent	Score
1 A	Arkansas	2 10	27 A	Missouri St.	5 6	54 A	Wichita St.	1 2	105 H	Nebraska	10 11
			36 A	Oklahoma St.	10 5	54 H	Wichita St.	2 1	105 H	Nebraska	11 4
			36 H	Oklahoma St.	6 5	66 H	Nevada	0 3	143 H	Central Ark.	4 3
			37 A	DBU	1 10	66 H	Nevada	3 2	208 H	Utah	6 4
			37 A	DBU	5 8	97 A	Little Rock	2 5	208 H	Utah	3 0
			37 A	DBU	4 2				208 H	Utah	4 3
			37 N	DBU	9 18				222 H	SIUE	1 2
			40 A	Purdue	6 7				222 H	SIUE	4 2
			43 A	Oklahoma	3 20				222 H	SIUE	4 6
			43 H	Oklahoma	2 5				238 A	North Dakota St.	11 8
									238 A	North Dakota St.	9 3
									238 A	North Dakota St.	7 4
									238 H	North Dakota St.	6 5
									238 H	North Dakota St.	6 2
									238 H	North Dakota St.	5 2
									238 N	North Dakota St.	6 4
									250 H	South Dakota St.	14 9
									250 H	South Dakota St.	4 3
									250 H	South Dakota St.	16 12
									250 N	South Dakota St.	8 1
									250 N	South Dakota St.	1 3
									250 N	South Dakota St.	7 3
									250 N	South Dakota St.	13 8
									250 N	South Dakota St.	11 3
									280 A	Western Ill.	5 4
									280 A	Western Ill.	0 1
									280 A	Western Ill.	2 8
									280 H	Western Ill.	19 2
									280 H	Western Ill.	3 1
									280 H	Western Ill.	3 1
									284 A	Omaha	3 4
									284 A	Omaha	2 8
									284 A	Omaha	16 8
									284 H	Omaha	7 6
LAST 10 GAMES			LAST 10 GAMES			LAST 10 GAMES			LAST 10 GAMES		
			37 N	DBU	9 18	291 A	Purdue Fort Wayne	6 1			
			1 A	Arkansas	2 10	291 A	Purdue Fort Wayne	14 0			
			250 N	South Dakota St.	11 3	291 A	Purdue Fort Wayne	2 3			
			238 N	North Dakota St.	6 4	40 A	Purdue	6 7			
			250 N	South Dakota St.	13 8	284 H	Omaha	2 1			

Non-Div. I Games:

Oral Roberts

RPI	S	Opponent	Score	
284	H	Omaha	7	1
284	H	Omaha	2	1
291	A	Purdue Fort Wayne	2	3
291	A	Purdue Fort Wayne	14	0
291	A	Purdue Fort Wayne	6	1
291	H	Purdue Fort Wayne	11	1
291	H	Purdue Fort Wayne	12	1
291	H	Purdue Fort Wayne	12	4

Oral Roberts

O
r
a
l
R
o
b
e
r
t
s

O
r
a
l
R
o
b
e
r
t
s

Average RPI Win:	147	WON-LOST RECORD	WINNING PCT. RANK	LAST 10 GAMES	STRENGTH OF SCHEDULE	OPP. STRENGTH OF SCHEDULE	TEAM RPI	ADJ RPI	CONF. RPI	ADJ CONF. RPI
DIV. I ONLY		27-30-0	.47368 162	5-5-0	117	146	133	.50192 133	9	9
DIV. I NON-CONF.		10-14-0	.41667 197	0-1-0	226	263	225	.45995 225	9	9
TOTALS	RPI 1-25	RPI 26-50	W-L RECORDS	RPI 51-100	RPI 101-150	RPI 150+				
27-30-0	0-0-0	0-0-0	OVERALL	6-12-0	6-5-0	15-13-0				
14-10-0	0-0-0	0-0-0	HOME	1-4-0	3-2-0	10-4-0				
11-18-0	0-0-0	0-0-0	AWAY	4-6-0	2-3-0	5-9-0				
2-2-0	0-0-0	0-0-0	NEUTRAL	1-2-0	1-0-0	0-0-0				
10-14-0	0-0-0	0-0-0	NON-CONFERENCE	0-0-0	2-3-0	8-11-0				
5-5-0	0-0-0	0-0-0	HOME	0-0-0	1-1-0	4-4-0				
4-9-0	0-0-0	0-0-	AWAY	0-0-0	0-2-0	4-7-0				
1-0-0	0-0-0	0-0-0	NEUTRAL	0-0-0	1-0-0	0-0-0				
17-16-0	0-0-0	0-0-0	CONFERENCE	6-12-0	4-2-0	7-2-0				
9-5-0	0-0-0	0-0-0	HOME	1-4-0	2-1-0	6-0-0				
7-9-0	0-0-0	0-0-0	AWAY	4-6-0	2-1-0	1-2-0				
1-2-0	0-0-0	0-0-0	NEUTRAL	1-2-0	0-0-0	0-0-0				
RPI S Opponent Score	RPI S Opponent Score	RPI S Opponent Score	RPI S Opponent Score	RPI S Opponent Score	RPI S Opponent Score	RPI S Opponent Score				
				53 A San Di ego St. 3 2	114 N Sacramento St. 5 4					
				53 A San Di ego St. 4 16	128 A Cal Poly 3 5					
				53 A San Di ego St. 6 4	128 H Cal Poly 7 4					
				53 A San Di ego St. 1 2	134 A Fresno St. 15 7					
				53 H San Di ego St. 1 11	134 A Fresno St. 7 11					
				53 H San Di ego St. 2 7	134 A Fresno St. 10 7					
				53 N San Di ego St. 1 2	134 H Fresno St. 3 6					
				66 A Nevada 9 10	134 H Fresno St. 4 1					
				66 A Nevada 4 11	134 H Fresno St. 10 1					
				66 A Nevada 4 14	140 A Saint Mary's (CA) 3 7					
				66 H Nevada 6 3	140 H Saint Mary's (CA) 2 5					
				66 H Nevada 9 10	155 A Air Force 4 5					
				66 H Nevada 4 5	155 A Air Force 3 19					
				66 N Nevada 13 6	155 A Air Force 3 1					
				74 A UNLV 8 5	155 H Air Force 6 5					
				74 A UNLV 2 11	155 H Air Force 3 1					
				74 A UNLV 10 8	155 H Air Force 3 1					
				74 N UNLV 2 9	161 A Santa Clara 9 3					
					161 H Santa Clara 1 4					
					164 H New Mexico 5 4					
					164 H New Mexico 6 5					
					164 H New Mexico 3 2					
					170 A Paci fic 5 10					
					171 A San Franci sco 6 1					
					171 A San Franci sco 0 10					
					171 H San Franci sco 1 7					
					183 A UC Santa Barbara 2 9					
					183 A UC Santa Barbara 1 11					
					183 A UC Santa Barbara 3 4					
					208 H Utah 9 6					
					212 A UC Davis 3 7					
					216 H Northern Colo. 7 12					
					216 H Northern Colo. 7 4					
					216 H Northern Colo. 5 6					
				74 N UNLV 2 9	155 H Ai r Force 3 1					
				66 N Nevada 13 6	140 A Saint Mary's (CA) 3 7					
				53 N San Diego St. 1 2	53 A San Di ego St. 6 4					
				155 H Ai r Force 3 1	53 A San Di ego St. 4 16					
				155 H Ai r Force 6 5	53 A San Di ego St. 1 2					

Non-Div. I Games:

San Jose St.

San Jose St.

Average RPI Win: 143		WON-LOST	WINNING	LAST 10	STRENGTH OF		OPP. STRENGTH	TEAM	ADJ	CONF.	ADJ CONF.
Average RPI Loss: 105		RECORD	PCT. RANK	GAMES	SCHEDULE		OF SCHEDULE	RPI	RPI	RPI	RPI
DIV. I ONLY		30-24-0	.55556	110	4-6-0		154	87	134	.5019	134
DIV. I NON-CONF.		17-7-0	.70833	32	2-2-0		189	134	93	.5209	93
TOTALS		RPI 1-25	RPI 26-50		W-L RECORDS		RPI 51-100		RPI 101-150		RPI 150+
30-24-0		0-0-0	0-0-0		OVERALL		4-11-0		10-8-0		16-5-0
23-13-0		0-0-0	0-0-0		HOME		3-3-0		8-6-0		12-4-0
7-11-0		0-0-0	0-0-0		AWAY		1-8-0		2-2-0		4-1-0
0-0-0		0-0-0	0-0-0		NEUTRAL		0-0-0		0-0-0		0-0-0
17-7-0		0-0-0	0-0-0		NON-CONFERENCE		0-0-0		8-4-0		9-3-0
15-6-0		0-0-0	0-0-0		HOME		0-0-0		7-4-0		8-2-0
2-1-0		0-0-0	0-0-		AWAY		0-0-0		1-0-0		1-1-0
0-0-0		0-0-0	0-0-0		NEUTRAL		0-0-0		0-0-0		0-0-0
13-17-0		0-0-0	0-0-0		CONFERENCE		4-11-0		2-4-0		7-2-0
8-7-0		0-0-0	0-0-0		HOME		3-3-0		1-2-0		4-2-0
5-10-0		0-0-0	0-0-0		AWAY		1-8-0		1-2-0		3-0-0
0-0-0		0-0-0	0-0-0		NEUTRAL		0-0-0		0-0-0		0-0-0
RPI	S	Opponent	Score	RPI	S	Opponent	Score	RPI	S	Opponent	Score
						53 A San Diego St.	7 4			101 H Pepperdine	0 2
						53 A San Diego St.	2 3			111 H Houston Baptist	4 1
						53 A San Diego St.	0 7			111 H Houston Baptist	7 6
						66 A Nevada	11 12			111 H Houston Baptist	3 2
						66 A Nevada	11 12			111 H Houston Baptist	0 2
						66 A Nevada	2 4			112 H Long Beach St.	15 7
						66 H Nevada	12 18			112 H Long Beach St.	2 0
						66 H Nevada	1 5			112 H Long Beach St.	10 24
						66 H Nevada	5 4			119 A CSUN	6 3
						74 A UNLV	4 5			119 H CSUN	2 15
						74 A UNLV	6 7			119 H CSUN	8 2
						74 A UNLV	6 7			133 A San Jose St.	1 10
						74 H UNLV	6 1			133 A San Jose St.	6 3
						74 H UNLV	3 7			133 A San Jose St.	1 4
						74 H UNLV	9 8			133 H San Jose St.	7 10
										133 H San Jose St.	11 7
										133 H San Jose St.	7 15
										140 H Saint Mary's (CA)	8 5
										152 H Hawai i	5 8
										152 H Hawai i	3 1
										152 H Hawai i	4 6
										155 H Air Force	7 2
										155 H Air Force	10 0
										155 H Air Force	4 14
										164 A New Mexico	15 5
										164 A New Mexico	7 6
										164 A New Mexico	11 6
										164 H New Mexico	4 5
										164 H New Mexico	5 4
										164 H New Mexico	5 1
										171 A San Francisco	9 1
										171 H San Francisco	3 2
										183 A UC Santa Barbara	2 7
										183 H UC Santa Barbara	6 1

Non-Div. I Games:

Fresno St.

RPI	S	Opponent	Score	
193	H	Michigan St.	5	4
193	H	Michigan St.	9	4
193	H	Michigan St.	2	1
193	H	Michigan St.	5	4
231	H	UC Riverside	11	5

Fresno St.

F
r
e
s
n
o
s
t
.

F
r
e
s
n
o
s
t
.

Average RPI Win:		160	WON-LOST RECORD		WINNING PCT. RANK		LAST 10 GAMES		STRENGTH OF SCHEDULE		OPP. STRENGTH OF SCHEDULE		TEAM RPI		ADJ RPI		CONF. RPI		ADJ CONF. RPI		
DIV. I ONLY			26-28-0		.48148 156		5-5-0		75		151		135		.50185 135		11		11		
DIV. I NON-CONF.			11-13-0		.45833 173		0-1-0		61		237		182		.48358 182		12		12		
TOTALS		RPI 1-25		RPI 26-50		W-L RECORDS		RPI 51-100		RPI 101-150		RPI 150+									
26-28-0		0-2-0		3-6-0		OVERALL		6-10-0		1-2-0		16-8-0									
16-15-0		0-1-0		3-5-0		HOME		2-2-0		1-2-0		10-5-0									
9-9-0		0-1-0		0-0-0		AWAY		4-7-0		0-0-0		5-1-0									
1-4-0		0-0-0		0-1-0		NEUTRAL		0-1-0		0-0-0		1-2-0									
11-13-0		0-2-0		1-2-0		NON-CONFERENCE		2-2-0		1-2-0		7-5-0									
9-9-0		0-1-0		1-2-0		HOME		1-1-0		1-2-0		6-3-0									
1-2-0		0-1-0		0-0-		AWAY		1-1-0		0-0-0		0-0-0									
1-2-0		0-0-0		0-0-0		NEUTRAL		0-0-0		0-0-0		1-2-0									
15-15-0		0-0-0		2-4-0		CONFERENCE		4-8-0		0-0-0		9-3-0									
7-6-0		0-0-0		2-3-0		HOME		1-1-0		0-0-0		4-2-0									
8-7-0		0-0-0		0-0-0		AWAY		3-6-0		0-0-0		5-1-0									
0-2-0		0-0-0		0-1-0		NEUTRAL		0-1-0		0-0-0		0-0-0									
RPI	S	Opponent		Score		RPI	S	Opponent		Score		RPI	S	Opponent		Score					
7	A	Stetson		3	5	30	H	Fla. Atlantic		8	5	61	A	Louisiana Tech		0	3				
7	H	Stetson		1	2	30	H	Fla. Atlantic		4	11	61	A	Louisiana Tech		6	7				
						30	N	Fla. Atlantic		4	7	61	A	Louisiana Tech		9	7				
						38	H	Southern Miss.		0	5	61	N	Louisiana Tech		5	7				
						38	H	Southern Miss.		5	4	65	A	Miami (FL)		14	6				
						38	H	Southern Miss.		1	13	65	H	Miami (FL)		5	3				
						47	H	Missouri		1	22	80	A	Charlotte		6	8				
						47	H	Missouri		1	3	80	A	Charlotte		12	6				
						47	H	Missouri		11	5	80	A	Charlotte		9	10				
												84	A	FGCU		3	4				
												84	H	FGCU		6	13				
												89	H	Rice		2	6				
												89	H	Rice		8	6				
												98	A	UTSA		2	1				
												98	A	UTSA		4	5				
												98	A	UTSA		4	12				
LAST 10 GAMES																					
61 N Louisiana Tech						5	7	206 A Western Ky.						6	3						
30 N Fla. Atlantic						4	7	206 A Western Ky.						10	6						
89 H Rice						8	6	30 H Fla. Atlantic						8	5						
89 H Rice						2	6	30 H Fla. Atlantic						4	11						
206 A Western Ky.						8	4	84 A FGCU						3	4						

Non-Div. I Games:

FIU

Average RPI Win: 206		WON-LOST	WINNING	LAST 10	STRENGTH OF		OPP. STRENGTH	TEAM	ADJ	CONF.	ADJ CONF.
Average RPI Loss: 154		RECORD	PCT. RANK	GAMES	SCHEDULE		OF SCHEDULE	RPI	RPI	RPI	RPI
DIV. I ONLY		35-22-0	.61404	59	7-3-0		263	234	136	.5016	136
DIV. I NON-CONF.		14-12-0	.53846	121	0-2-0		240	96	111	.51183	111
TOTALS		RPI 1-25	RPI 26-50		W-L RECORDS		RPI 51-100		RPI 101-150		RPI 150+
35-22-0		1-1-0	1-1-0		OVERALL		1-6-0		6-1-0		26-13-0
11-4-0		0-0-0	0-0-0		HOME		0-1-0		3-0-0		8-3-0
17-14-0		1-1-0	0-0-0		AWAY		1-4-0		3-1-0		12-8-0
7-4-0		0-0-0	1-1-0		NEUTRAL		0-1-0		0-0-0		6-2-0
14-12-0		1-1-0	1-1-0		NON-CONFERENCE		1-6-0		3-1-0		8-3-0
1-1-0		0-0-0	0-0-0		HOME		0-1-0		0-0-0		1-0-0
10-7-0		1-1-0	0-0-		AWAY		1-4-0		3-1-0		5-1-0
3-4-0		0-0-0	1-1-0		NEUTRAL		0-1-0		0-0-0		2-2-0
21-10-0		0-0-0	0-0-0		CONFERENCE		0-0-0		3-0-0		18-10-0
10-3-0		0-0-0	0-0-0		HOME		0-0-0		3-0-0		7-3-0
7-7-0		0-0-0	0-0-0		AWAY		0-0-0		0-0-0		7-7-0
4-0-0		0-0-0	0-0-0		NEUTRAL		0-0-0		0-0-0		4-0-0
RPI S	Opponent	Score	RPI S	Opponent	Score	RPI S	Opponent	Score	RPI S	Opponent	Score
12 A	Minnesota	1 10	46 N	Ohio St.	5 4	52 A	West Virginia	9 10	109 A	Campbell	9 5
24 A	NC State	3 2	46 N	Ohio St.	4 6	52 A	West Virginia	0 2	130 A	Liberty	4 5
						52 A	West Virginia	4 3	130 A	Liberty	7 4
						52 A	West Virginia	2 9	130 A	Liberty	9 2
						59 A	Kent St.	11 13	138 H	Marist	4 3
						59 H	Kent St.	1 10	138 H	Marist	8 7
						64 N	Gonzaga	2 8	138 H	Marist	8 5
									160 A	Monmouth	3 9
									160 A	Monmouth	7 5
									160 A	Monmouth	2 4
									160 N	Monmouth	11 0
									160 N	Monmouth	7 4
									179 A	Manhattan	1 2
									179 A	Manhattan	10 6
									179 A	Manhattan	5 6
									209 H	Fairfield	5 3
									209 H	Fairfield	0 1
									209 H	Fairfield	3 2
									219 N	Milwaukee	3 8
									219 N	Milwaukee	3 2
									223 H	Quinnipiac	5 9
									223 H	Quinnipiac	0 3
									223 H	Quinnipiac	8 5
									223 N	Quinnipiac	11 3
									239 A	Cornell	5 6
									241 A	Western Caro.	15 4
									241 A	Western Caro.	9 0
									241 A	Western Caro.	12 11
									250 A	Niagara	5 9
									250 A	Niagara	2 3
									250 H	Niagara	17 10
									250 N	Niagara	5 4
									257 A	Iona	11 0
									257 A	Iona	13 4

Non-Div. I Games:

Canisius

RPI	S	Opponent	Score	
257	A	Iona	12	3
277	A	St. Bonaventure	6	5
277	A	St. Bonaventure	15	8
277	H	St. Bonaventure	11	0
282	N	Bowling Green	9	2
282	N	Bowling Green	10	12
285	A	Rider	5	2
285	A	Rider	12	13
285	A	Rider	7	3
295	H	Saint Peter's	5	1
295	H	Saint Peter's	16	2
295	H	Saint Peter's	16	2

Average RPI Win: 126		WON-LOST	WINNING	LAST 10	STRENGTH OF		OPP. STRENGTH	TEAM	ADJ	CONF.	ADJ CONF.
Average RPI Loss: 91		RECORD	PCT. RANK	GAMES	SCHEDULE		OF SCHEDULE	RPI	RPI	RPI	RPI
DIV. I ONLY		25-29-0	.46296	176	4-6-0		92	60	137	.50131	137
DIV. I NON-CONF.		15-9-0	.625	71	1-0-0		47	28	51	.54901	51
TOTALS		RPI 1-25	RPI 26-50		W-L RECORDS		RPI 51-100		RPI 101-150		RPI 150+
25-29-0		4-8-0	1-2-0		OVERALL		8-7-0		2-4-0		10-8-0
17-14-0		3-5-0	0-0-0		HOME		3-4-0		1-4-0		10-1-0
8-14-0		1-3-0	1-2-0		AWAY		5-2-0		1-0-0		0-7-0
0-1-0		0-0-0	0-0-0		NEUTRAL		0-1-0		0-0-0		0-0-0
15-9-0		3-6-0	0-0-0		NON-CONFERENCE		5-1-0		2-1-0		5-1-0
10-7-0		3-5-0	0-0-0		HOME		1-1-0		1-1-0		5-0-0
5-2-0		0-1-0	0-0-		AWAY		4-0-0		1-0-0		0-1-0
0-0-0		0-0-0	0-0-0		NEUTRAL		0-0-0		0-0-0		0-0-0
10-20-0		1-2-0	1-2-0		CONFERENCE		3-6-0		0-3-0		5-7-0
7-7-0		0-0-0	0-0-0		HOME		2-3-0		0-3-0		5-1-0
3-12-0		1-2-0	1-2-0		AWAY		1-2-0		0-0-0		0-6-0
0-1-0		0-0-0	0-0-0		NEUTRAL		0-1-0		0-0-0		0-0-0
RPI S	Opponent	Score	RPI S	Opponent	Score	RPI S	Opponent	Score	RPI S	Opponent	Score
4 H	Ole Miss	2 16	41 A	Troy	4 14	51 H	South Alabama	4 12	118 H	Texas St.	9 10
4 H	Ole Miss	3 5	41 A	Troy	3 8	51 H	South Alabama	7 2	118 H	Texas St.	3 9
9 A	Auburn	2 3	41 A	Troy	5 2	56 A	Georgia Tech	5 2	118 H	Texas St.	5 10
10 H	Georgia	2 12				56 H	Georgia Tech	6 12	125 A	Kennesaw St.	7 4
12 H	Minnesota	9 6				58 H	Louisiana	4 6	125 H	Kennesaw St.	9 15
20 H	UConn	1 10				58 H	Louisiana	7 9	141 H	Mercer	4 2
23 H	Jacksonville	3 5				58 H	Louisiana	6 5	151 A	Furman	12 13
23 H	Jacksonville	6 2				81 A	Ga. Southern	7 12	177 H	Arkansas St.	12 3
23 H	Jacksonville	7 0				81 A	Ga. Southern	5 4	177 H	Arkansas St.	16 7
25 A	Coastal Caro.	3 2				81 A	Ga. Southern	5 19	177 H	Arkansas St.	3 2
25 A	Coastal Caro.	3 7				85 H	Bradley	3 1	180 H	Appalachian St.	3 4
25 A	Coastal Caro.	1 3				90 A	Samford	1 0	180 H	Appalachian St.	3 2
						90 A	Samford	2 0	180 H	Appalachian St.	4 2
						90 A	Samford	9 7	185 A	UT Arlington	10 12
						97 N	Little Rock	1 2	185 A	UT Arlington	4 6
									185 A	UT Arlington	5 6
									196 A	La. -Monroe	2 11
									196 A	La. -Monroe	4 9
									196 A	La. -Monroe	6 9
									228 H	Eastern Ill.	6 5
									228 H	Eastern Ill.	7 2
									228 H	Eastern Ill.	8 4
									289 H	Savannah St.	9 5
									289 H	Savannah St.	10 2
			LAST 10 GAMES								
			97 N	Little Rock	1 2	180 H	Appalachian St.	3 4			
			81 A	Ga. Southern	5 4	180 H	Appalachian St.	4 2			
			81 A	Ga. Southern	7 12	125 A	Kennesaw St.	7 4			
			81 A	Ga. Southern	5 19	196 A	La. -Monroe	4 9			
			180 H	Appalachian St.	3 2	196 A	La. -Monroe	2 11			

Non-Div. I Games: Morehouse 7 4

Georgia St.

Average RPI Win:	202	WON-LOST RECORD	WINNING PCT. RANK	LAST 10 GAMES	STRENGTH OF SCHEDULE	OPP. STRENGTH OF SCHEDULE	TEAM RPI	ADJ RPI	CONF. RPI	ADJ CONF. RPI		
DIV. I ONLY		27-23-0	.54	118	4-6-0	197	247	138	.50108	138	28	28
DIV. I NON-CONF.		12-11-0	.52174	128	0-0-0	164	155	84	.52567	84	27	27
<hr/>												
TOTALS	RPI 1-25	RPI 26-50		W-L RECORDS		RPI 51-100		RPI 101-150		RPI 150+		
27-23-0	0-0-0	0-2-0		OVERALL		2-5-0		2-4-0		23-12-0		
14-3-0	0-0-0	0-0-0		HOME		0-0-0		1-0-0		13-3-0		
10-18-0	0-0-0	0-2-0		AWAY		1-5-0		1-4-0		8-7-0		
3-2-0	0-0-0	0-0-0		NEUTRAL		1-0-0		0-0-0		2-2-0		
12-11-0	0-0-0	0-2-0		NON-CONFERENCE		2-5-0		2-1-0		8-3-0		
5-0-0	0-0-0	0-0-0		HOME		0-0-0		1-0-0		4-0-0		
5-11-0	0-0-0	0-0-		AWAY		1-5-0		1-1-0		3-3-0		
2-0-0	0-0-0	0-0-0		NEUTRAL		1-0-0		0-0-0		1-0-0		
15-12-0	0-0-0	0-0-0		CONFERENCE		0-0-0		0-3-0		15-9-0		
9-3-0	0-0-0	0-0-0		HOME		0-0-0		0-0-0		9-3-0		
5-7-0	0-0-0	0-0-0		AWAY		0-0-0		0-3-0		5-4-0		
1-2-0	0-0-0	0-0-0		NEUTRAL		0-0-0		0-0-0		1-2-0		
RPI	S	Opponent	Score	RPI	S	Opponent	Score	RPI	S	Opponent	Score	
				36	A	Oklahoma St.	2 3	117	A	Richmond	10 8	
				36	A	Oklahoma St.	3 5	67	A	UNCG	1 11	
								67	A	UNCG	10 7	
								77	N	Army West Point	15 7	
								91	A	Wofford	4 9	
								91	A	Wofford	5 7	
								91	A	Wofford	4 18	
								117	A	Richmond	7 8	
								117	A	Richmond	7 8	
								136	A	Cani si us	7 8	
								136	A	Cani si us	5 8	
								136	A	Cani si us	3 4	
								148	H	Hartford	5 4	
								151	A	Furman	4 13	
								151	A	Furman	4 5	
								151	A	Furman	6 7	
								154	N	NJIT	9 5	
								160	H	Monmouth	5 3	
								160	H	Monmouth	6 13	
								160	H	Monmouth	4 3	
								161	H	Holy Cross	15 3	
								178	H	UMass Lowell	8 7	
								179	A	Manhattan	3 2	
								179	A	Manhattan	12 2	
								179	A	Manhattan	1 2	
								209	H	Fairfield	7 3	
								209	H	Fairfield	5 7	
								209	H	Fairfield	3 2	
								221	H	Binghamton	2 1	
								221	H	Binghamton	6 2	
								223	H	Quinnipiac	6 7	
								223	H	Quinnipiac	13 9	
								223	H	Quinnipiac	5 3	
				LAST 10 GAMES				237	A	Siena	2 3	
				237	N	Siena	5 9	237	A	Siena	8 5	
				250	N	Niagara	6 3	237	A	Siena	2 3	
				237	N	Siena	3 6	237	N	Siena	5 9	
				136	A	Cani si us	3 4	237	N	Siena	3 6	
				136	A	Cani si us	7 8	250	H	Niagara	13 9	
								250	H	Niagara	9 7	
								250	H	Niagara	9 7	

Non-Div. I Games:

Mari st

RPI	S	Opponent	Score	
250	N	Niagara	6	3
257	A	Iona	0	2
257	A	Iona	4	1
257	A	Iona	4	3
273	A	Towson	5	3
273	A	Towson	4	1
273	A	Towson	9	1

M
a
r
i
s
t

M
a
r
i
s
t

Mari st

Average RPI Win: 185		WON-LOST	WINNING	LAST 10	STRENGTH OF		OPP. STRENGTH	TEAM	ADJ	CONF.	ADJ CONF.
Average RPI Loss: 130		RECORD	PCT. RANK	GAMES	SCHEDULE		OF SCHEDULE	RPI	RPI	RPI	RPI
DIV. I ONLY		30-27-0	.52632	129	2-8-0		167	162	139	.50098	139
DIV. I NON-CONF.		12-12-0	.5	134	2-2-0		100	70	101	.51657	101
TOTALS		RPI 1-25	RPI 26-50		W-L RECORDS		RPI 51-100		RPI 101-150		RPI 150+
30-27-0		1-6-0	1-1-0		OVERALL		4-3-0		3-5-0		21-12-0
16-9-0		0-0-0	0-0-0		HOME		2-1-0		0-1-0		14-7-0
11-16-0		1-6-0	0-1-0		AWAY		2-2-0		3-3-0		5-4-0
3-2-0		0-0-0	1-0-0		NEUTRAL		0-0-0		0-1-0		2-1-0
12-12-0		1-3-0	1-1-0		NON-CONFERENCE		2-2-0		1-3-0		7-3-0
7-3-0		0-0-0	0-0-0		HOME		2-1-0		0-1-0		5-1-0
2-9-0		1-3-0	0-0-		AWAY		0-1-0		1-2-0		0-2-0
3-0-0		0-0-0	1-0-0		NEUTRAL		0-0-0		0-0-0		2-0-0
18-15-0		0-3-0	0-0-0		CONFERENCE		2-1-0		2-2-0		14-9-0
9-6-0		0-0-0	0-0-0		HOME		0-0-0		0-0-0		9-6-0
9-7-0		0-3-0	0-0-0		AWAY		2-1-0		2-1-0		5-2-0
0-2-0		0-0-0	0-0-0		NEUTRAL		0-0-0		0-1-0		0-1-0
RPI S	Opponent	Score	RPI S	Opponent	Score	RPI S	Opponent	Score	RPI S	Opponent	Score
4 A	Ole Miss	4 11	32 A	Vanderbilt	6 19	73 H	Indiana St.	15 8	124 A	Jacksonville St.	0 13
13 A	Clemson	1 10	50 N	Illinois	2 0	73 H	Indiana St.	8 7	124 A	Jacksonville St.	6 4
13 A	Clemson	6 3				73 H	Indiana St.	5 11	124 A	Jacksonville St.	7 4
13 A	Clemson	2 3				90 A	Samford	1 5	124 N	Jacksonville St.	2 8
15 A	Tennessee Tech	12 15				100 A	Morehead St.	10 4	131 A	Kansas St.	4 2
15 A	Tennessee Tech	0 4				100 A	Morehead St.	15 9	131 A	Kansas St.	10 15
15 A	Tennessee Tech	6 12				100 A	Morehead St.	6 7	144 A	Southern Ill.	6 10
									144 H	Southern Ill.	7 16
									153 A	Middle Tenn.	4 10
									153 H	Middle Tenn.	0 9
									175 H	Eastern Ky.	5 8
									175 H	Eastern Ky.	18 15
									175 H	Eastern Ky.	11 9
									175 N	Eastern Ky.	1 5
									176 A	Lipscomb	6 8
									176 H	Lipscomb	19 5
									200 H	Southeast Mo. St.	4 20
									200 H	Southeast Mo. St.	7 6
									200 H	Southeast Mo. St.	6 5
									206 H	Western Ky.	6 0
									217 H	Tol edo	8 7
									217 H	Tol edo	16 4
									217 H	Tol edo	12 2
									222 A	SIUE	7 0
									222 A	SIUE	7 12
									222 A	SIUE	4 0
									228 H	Eastern Ill.	4 19
									228 H	Eastern Ill.	3 9
									228 H	Eastern Ill.	11 13
									243 A	Murray St.	14 11
									243 H	Murray St.	8 7
									243 H	Murray St.	10 2
									243 H	Murray St.	19 7
									250 N	South Dakota St.	4 2
LAST 10 GAMES			LAST 10 GAMES			LAST 10 GAMES			LAST 10 GAMES		
			175 N	Eastern Ky.	1 5	13 A	Clemson	2 3			
			124 N	Jacksonville St.	2 8	13 A	Clemson	1 10			
			228 H	Eastern Ill.	3 9	13 A	Clemson	6 3			
			228 H	Eastern Ill.	4 19	176 H	Lipscomb	19 5			
			228 H	Eastern Ill.	11 13	222 A	SIUE	7 12			

Non-Div. I Games:

Austin Peay

RPI	S	Opponent	Score
250	N	South Dakota St.	9 3
266	A	Bel mont	0 4
266	A	Bel mont	5 2
266	A	Bel mont	10 6
267	H	UT Martin	8 4
267	H	UT Martin	6 8
267	H	UT Martin	10 4

Austin Peay

Average RPI Win: 153		WON-LOST	WINNING	LAST 10	STRENGTH OF		OPP. STRENGTH	TEAM	ADJ		CONF.	ADJ CONF.				
Average RPI Loss: 155		RECORD	PCT. RANK	GAMES	SCHEDULE		OF SCHEDULE	RPI	RPI		RPI	RPI				
DIV. I ONLY		31-23-0	.57407	95	5-5-0		256	96	140		15	15				
DIV. I NON-CONF.		17-10-0	.62963	67	1-0-0		285	48	135		13	13				
TOTALS		RPI 1-25	RPI 26-50		W-L RECORDS		RPI 51-100		RPI 101-150		RPI 150+					
31-23-0		0-0-0	0-0-0		OVERALL		4-1-0		9-8-0		18-14-0					
16-7-0		0-0-0	0-0-0		HOME		3-1-0		2-3-0		11-3-0					
15-16-0		0-0-0	0-0-0		AWAY		1-0-0		7-5-0		7-11-0					
0-0-0		0-0-0	0-0-0		NEUTRAL		0-0-0		0-0-0		0-0-0					
17-10-0		0-0-0	0-0-0		NON-CONFERENCE		2-0-0		6-5-0		9-5-0					
9-2-0		0-0-0	0-0-0		HOME		1-0-0		1-1-0		7-1-0					
8-8-0		0-0-0	0-0-		AWAY		1-0-0		5-4-0		2-4-0					
0-0-0		0-0-0	0-0-0		NEUTRAL		0-0-0		0-0-0		0-0-0					
14-13-0		0-0-0	0-0-0		CONFERENCE		2-1-0		3-3-0		9-9-0					
7-5-0		0-0-0	0-0-0		HOME		2-1-0		1-2-0		4-2-0					
7-8-0		0-0-0	0-0-0		AWAY		0-0-0		2-1-0		5-7-0					
0-0-0		0-0-0	0-0-0		NEUTRAL		0-0-0		0-0-0		0-0-0					
RPI	S	Opponent	Score	RPI	S	Opponent	Score	RPI	S	Opponent	Score	RPI	S	Opponent	Score	
								64	H	Gonzaga	3	2				
								64	H	Gonzaga	0	3				
								64	H	Gonzaga	2	1				
								66	A	Nevada	11	5				
								66	H	Nevada	5	3				
												101	H	Pepperdi ne	12	8
												101	H	Pepperdi ne	1	2
												101	H	Pepperdi ne	5	9
												112	A	Long Beach St.	4	1
												112	A	Long Beach St.	1	4
												112	A	Long Beach St.	6	2
												114	A	Sacramento St.	4	10
												114	H	Sacramento St.	2	4
												126	A	Ari zona St.	1	2
												126	A	Ari zona St.	6	5
												126	A	Ari zona St.	6	1
												127	A	San Di ego	8	9
												127	A	San Di ego	6	5
												127	A	San Di ego	16	2
												133	A	San Jose St.	5	2
												133	H	San Jose St.	7	3
												134	A	Fresno St.	5	8
												159	H	Xavi er	9	1
												159	H	Xavi er	7	5
												159	H	Xavi er	1	0
												161	A	Santa Clara	4	5
												161	A	Santa Clara	6	5
												161	A	Santa Clara	7	0
												168	A	Loyol a Marymount	4	9
												168	A	Loyol a Marymount	5	6
												168	A	Loyol a Marymount	0	7
												170	A	Paci fi c	10	3
												170	A	Paci fi c	1	5
												170	A	Paci fi c	4	3
												171	H	San Franci sco	0	1
												171	H	San Franci sco	3	5
												171	H	San Franci sco	5	4
												173	A	Portl and	4	7
												173	A	Portl and	6	2
LAST 10 GAMES																
				168	A	Loyol a Marymount	5	6				101	H	Pepperdi ne	1	2
				168	A	Loyol a Marymount	4	9				101	H	Pepperdi ne	5	9
				168	A	Loyol a Marymount	0	7				190	H	BYU	7	1
				133	H	San Jose St.	7	3				190	H	BYU	10	3
				101	H	Pepperdi ne	12	8				190	H	BYU	2	1

Non-Div. I Games:

Saint Mary's (CA)

RPI	S	Opponent	Score
173	A	Portland	2 4
186	A	Washington St.	6 7
186	A	Washington St.	3 1
186	A	Washington St.	4 3
186	A	Washington St.	1 2
190	H	BYU	10 3
190	H	BYU	2 1
190	H	BYU	7 1
212	A	UC Davi s	6 10
212	H	UC Davi s	7 2
229	A	CSU Bakersfi el d	2 3
245	H	Utah Valley	4 2
245	H	Utah Valley	7 2
245	H	Utah Valley	3 6
245	H	Utah Valley	3 1

Saint Mary's (CA)

S
a
i
n
t
M
a
r
y
'
s
(
C
A
)

S
a
i
n
t
M
a
r
y
'
s
(
C
A
)

M
e
r
c
e
r

Mercer

RPI	S	Opponent	Score	
256	H	Florida A&M	7	15
256	H	Florida A&M	11	10
262	H	UNC Asheville	15	4
262	H	UNC Asheville	9	2
262	H	UNC Asheville	5	4
287	H	Alcorn	10	3
287	H	Alcorn	19	1
287	H	Alcorn	17	3
289	A	Savannah St.	8	3
289	H	Savannah St.	10	1

M
e
r
c
e
r

M
e
r
c
e
r

Mercer

Non-Div. I Games:

Navy

RPI	S	Opponent	Score	
264	H	Longwood	2	1
264	H	Longwood	7	1
264	H	Longwood	2	10
275	H	Coppin St.	3	1
275	H	Coppin St.	11	3
285	H	Rider	5	3
285	H	Rider	10	4
285	H	Rider	4	3
296	A	UMES	13	6
296	H	UMES	16	1
297	A	Delaware St.	23	5
297	H	Delaware St.	7	4

N
a
v
y

N
a
v
y

Navy

Average RPI Win:	181	WON-LOST	WINNING	LAST 10	STRENGTH OF	OPP. STRENGTH	TEAM	ADJ	CONF.	ADJ CONF.	
Average RPI Loss:	118	RECORD	PCT. RANK	GAMES	SCHEDULE	OF SCHEDULE	RPI	RPI	RPI	RPI	
DIV. I ONLY	32-25-0	.5614	105	3-7-0	156	177	143	.49957	143	17	17
DIV. I NON-CONF.	15-10-0	.6	86	2-0-0	237	227	196	.47765	196	18	18
<hr/>											
TOTALS	RPI 1-25	RPI 26-50		W-L RECORDS		RPI 51-100		RPI 101-150		RPI 150+	
32-25-0	0-0-0	1-2-0		OVERALL		7-10-0		4-4-0		20-9-0	
22-13-0	0-0-0	1-2-0		HOME		5-6-0		1-2-0		15-3-0	
9-10-0	0-0-0	0-0-0		AWAY		1-3-0		3-1-0		5-6-0	
1-2-0	0-0-0	0-0-0		NEUTRAL		1-1-0		0-1-0		0-0-0	
15-10-0	0-0-0	1-2-0		NON-CONFERENCE		3-4-0		0-1-0		11-3-0	
13-7-0	0-0-0	1-2-0		HOME		2-3-0		0-0-0		10-2-0	
1-3-0	0-0-0	0-0-		AWAY		0-1-0		0-1-0		1-1-0	
1-0-0	0-0-0	0-0-0		NEUTRAL		1-0-0		0-0-0		0-0-0	
17-15-0	0-0-0	0-0-0		CONFERENCE		4-6-0		4-3-0		9-6-0	
9-6-0	0-0-0	0-0-0		HOME		3-3-0		1-2-0		5-1-0	
8-7-0	0-0-0	0-0-0		AWAY		1-2-0		3-0-0		4-5-0	
0-2-0	0-0-0	0-0-0		NEUTRAL		0-1-0		0-1-0		0-0-0	
RPI	S	Opponent	Score	RPI	S	Opponent	Score	RPI	S	Opponent	Score
				27	H	Missouri St.	2 5	54	A	Wichita St.	2 8
				27	H	Missouri St.	1 0	54	H	Wichita St.	6 9
				36	H	Oklahoma St.	1 3	55	A	Sam Houston St.	13 2
								55	A	Sam Houston St.	3 7
								55	A	Sam Houston St.	3 5
								55	N	Sam Houston St.	2 4
								62	H	Creighton	7 6
								62	H	Creighton	6 2
								62	H	Creighton	5 12
								79	H	Southeastern La.	7 6
								79	H	Southeastern La.	6 10
								79	H	Southeastern La.	1 5
								94	H	Northwestern St.	3 0
								94	H	Northwestern St.	12 1
								94	H	Northwestern St.	4 6
								97	H	Little Rock	5 6
								97	N	Little Rock	6 4
						</					

Non-Div. I Games:

Central Ark.

RPI	S	Opponent	Score
279	H	Ark. -Pine Bluff	25 5
292	H	Mississippi Val.	19 4
292	H	Mississippi Val.	27 2

Central Ark.

Average RPI Win: 185		WON-LOST	WINNING	LAST 10	STRENGTH OF		OPP. STRENGTH	TEAM	ADJ	CONF.	ADJ CONF.
Average RPI Loss: 88		RECORD	PCT. RANK	GAMES	SCHEDULE		OF SCHEDULE	RPI	RPI	RPI	RPI
DIV. I ONLY		28-30-0	.48276	152	3-7-0		133	141	144	.49944	144
DIV. I NON-CONF.		17-17-0	.5	134	0-1-0		129	189	140	.50225	140
TOTALS		RPI 1-25	RPI 26-50		W-L RECORDS		RPI 51-100		RPI 101-150		RPI 150+
28-30-0		0-3-0	1-9-0		OVERALL		3-6-0		7-7-0		17-5-0
16-10-0		0-0-0	1-2-0		HOME		3-3-0		3-1-0		9-4-0
11-17-0		0-3-0	0-7-0		AWAY		0-0-0		4-6-0		7-1-0
1-3-0		0-0-0	0-0-0		NEUTRAL		0-3-0		0-0-0		1-0-0
17-17-0		0-3-0	1-3-0		NON-CONFERENCE		0-1-0		5-6-0		11-4-0
11-6-0		0-0-0	1-2-0		HOME		0-0-0		3-1-0		7-3-0
6-10-0		0-3-0	0-0-		AWAY		0-0-0		2-5-0		4-1-0
0-1-0		0-0-0	0-0-0		NEUTRAL		0-1-0		0-0-0		0-0-0
11-13-0		0-0-0	0-6-0		CONFERENCE		3-5-0		2-1-0		6-1-0
5-4-0		0-0-0	0-0-0		HOME		3-3-0		0-0-0		2-1-0
5-7-0		0-0-0	0-6-0		AWAY		0-0-0		2-1-0		3-0-0
1-2-0		0-0-0	0-0-0		NEUTRAL		0-2-0		0-0-0		1-0-0
RPI S	Opponent	Score	RPI S	Opponent	Score	RPI S	Opponent	Score	RPI S	Opponent	Score
15 A	Tennessee Tech	0 4	27 A	Missouri St.	9 14	73 H	Indiana St.	2 8	107 H	UC Irvine	10 8
15 A	Tennessee Tech	5 18	27 A	Missouri St.	3 5	73 H	Indiana St.	3 2	107 H	UC Irvine	2 6
15 A	Tennessee Tech	4 11	27 A	Missouri St.	3 8	73 H	Indiana St.	3 11	107 H	UC Irvine	11 2
			37 A	DBU	4 7	73 N	Indiana St.	7 9	115 A	North Florida	4 5
			37 A	DBU	8 9	73 N	Indiana St.	12 14	115 A	North Florida	6 9
			37 A	DBU	1 3	85 H	Bradley	3 0	115 A	North Florida	6 2
			50 A	Illinois	1 9	85 H	Bradley	3 2	123 A	Illinois St.	5 6
			50 H	Illinois	6 16	85 H	Bradley	3 5	123 A	Illinois St.	7 5
			50 H	Illinois	5 4	85 H	Bradley	3 5	123 A	Illinois St.	6 4
			50 H	Illinois	2 6	95 N	Saint Louis	5 10	123 A	Illinois St.	6 4
									124 A	Jacksonville St.	0 6
									124 A	Jacksonville St.	4 7
									124 A	Jacksonville St.	9 10
									139 A	Austin Peay	16 7
									139 H	Austin Peay	10 6
									177 A	Arkansas St.	8 9
									196 H	La.-Monroe	4 7
									196 H	La.-Monroe	4 5
									196 H	La.-Monroe	7 13
									198 H	Valparaiso	8 0
									198 H	Valparaiso	2 6
									198 H	Valparaiso	6 2
									200 A	Southeast Mo. St.	5 0
									200 H	Southeast Mo. St.	2 0
									222 A	SJUE	8 3
									228 H	Eastern Ill.	5 3
									234 H	Northern Ill.	7 2
									234 H	Northern Ill.	10 4
									234 H	Northern Ill.	4 0
									243 A	Murray St.	23 5
									243 H	Murray St.	11 9
									266 A	Belmont	3 0
									266 H	Belmont	3 2
									268 A	Evansville	2 0
									268 A	Evansville	5 4

Non-Div. I Games:

Southern III.

RPI	S	Opponent	Score	
268	A	Evansville	9	4
268	N	Evansville	5	4

Southern III.

S
o
u
t
h
e
r
n
I
I
I
.

S
o
u
t
h
e
r
n
I
I
I
.

[illegible]

Non-Div. I Games:

James Madison

RPI	S	Opponent	Score	
273	A	Towson	12	3
277	H	St. Bonaventure	0	1
277	H	St. Bonaventure	9	5
277	H	St. Bonaventure	14	3

James Madison

J
a
m
e
s
M
a
d
i
s
o
n

J
a
m
e
s
M
a
d
i
s
o
n

Average RPI Win: 140		WON-LOST	WINNING	LAST 10	STRENGTH OF		OPP. STRENGTH	TEAM	ADJ	CONF.	ADJ CONF.
Average RPI Loss: 70		RECORD	PCT. RANK	GAMES	SCHEDULE		OF SCHEDULE	RPI	RPI	RPI	RPI
DIV. I ONLY		21-33-0	.38889	224	67		42	146	.49839	146	3
DIV. I NON-CONF.		13-11-0	.54167	118	131		154	97	.51865	97	3
TOTALS		RPI 1-25	RPI 26-50		W-L RECORDS		RPI 51-100		RPI 101-150		RPI 150+
21-33-0		2-12-0	1-1-0		OVERALL		3-10-0		5-6-0		10-4-0
10-12-0		2-7-0	0-0-0		HOME		0-3-0		2-2-0		6-0-0
6-17-0		0-5-0	0-0-0		AWAY		2-5-0		2-3-0		2-4-0
5-4-0		0-0-0	1-1-0		NEUTRAL		1-2-0		1-1-0		2-0-0
13-11-0		0-2-0	1-1-0		NON-CONFERENCE		1-3-0		2-3-0		9-2-0
6-1-0		0-0-0	0-0-0		HOME		0-0-0		0-1-0		6-0-0
2-6-0		0-2-0	0-0-0		AWAY		0-1-0		1-1-0		1-2-0
5-4-0		0-0-0	1-1-0		NEUTRAL		1-2-0		1-1-0		2-0-0
8-22-0		2-10-0	0-0-0		CONFERENCE		2-7-0		3-3-0		1-2-0
4-11-0		2-7-0	0-0-0		HOME		0-3-0		2-1-0		0-0-0
4-11-0		0-3-0	0-0-0		AWAY		2-4-0		1-2-0		1-2-0
0-0-0		0-0-0	0-0-0		NEUTRAL		0-0-0		0-0-0		0-0-0
RPI S	Opponent	Score	RPI S	Opponent	Score	RPI S	Opponent	Score	RPI S	Opponent	Score
5 A	North Carolina	1 9	40 N	Purdue	5 12	51 N	South Alabama	5 7	102 A	Notre Dame	5 6
5 A	North Carolina	2 11	43 N	Oklahoma	14 6	52 A	West Virginia	5 10	102 A	Notre Dame	7 8
5 A	North Carolina	1 6				56 A	Georgia Tech	10 8	102 A	Notre Dame	9 1
7 A	Stetson	1 2				56 A	Georgia Tech	6 10	108 H	Pittsburgh	10 15
14 H	Duke	4 3				56 A	Georgia Tech	9 16	108 H	Pittsburgh	3 1
14 H	Duke	0 7				65 H	Miami (FL)	8 12	108 H	Pittsburgh	4 1
14 H	Duke	5 11				65 H	Miami (FL)	4 5	130 A	Liberty	11 5
21 H	Louisville	1 3				65 H	Miami (FL)	4 16	130 H	Liberty	3 4
21 H	Louisville	2 3				76 N	Wagner	18 7	131 N	Kansas St.	5 6
21 H	Louisville	1 16				78 N	Iowa	1 2	147 A	New Orleans	2 4
24 H	NC State	2 14				83 A	Virginia	5 6	150 N	Ball St.	4 2
24 H	NC State	10 2				83 A	Virginia	5 4	169 A	VMI	7 9
24 H	NC State	0 1				83 A	Virginia	0 9	169 H	VMI	8 3
25 A	Coastal Caro.	2 17							172 A	Boston College	5 2
									172 A	Boston College	2 6
									172 A	Boston College	4 7
									184 H	Dayton	19 3
									203 A	Marshall	11 9
									203 H	Marshall	11 3
									204 N	Central Mich.	7 4
									204 N	Central Mich.	4 3
									213 A	Radford	11 12
									213 H	Radford	3 2
									242 H	William & Mary	10 8
									248 H	Old Dominion	6 5
			LAST 10 GAMES								
			5 A	North Carolina	1 6	65 H	Miami (FL)	4 16			
			5 A	North Carolina	2 11	65 H	Miami (FL)	4 5			
			5 A	North Carolina	1 9	52 A	West Virginia	5 10			
			242 H	William & Mary	10 8	130 A	Liberty	11 5			
			65 H	Miami (FL)	8 12	169 H	VMI	8 3			

Non-Div. I Games:

Virginia Tech

Average RPI Win:		153	WON-LOST RECORD		WINNING PCT. RANK		LAST 10 GAMES		STRENGTH OF SCHEDULE		OPP. STRENGTH OF SCHEDULE		TEAM RPI		ADJ RPI		CONF. RPI		ADJ CONF. RPI				
DIV. I ONLY			29-32-0		.47541 160		6-4-0		124		152		147		.49798 147		17		17				
DIV. I NON-CONF.			12-14-0		.46154 167		1-0-0		112		102		146		.49993 146		18		18				
TOTALS		RPI 1-25		RPI 26-50				W-L RECORDS		RPI 51-100				RPI 101-150				RPI 150+					
29-32-0		1-3-0		1-2-0				OVERALL		6-9-0				6-5-0				15-13-0					
11-16-0		0-0-0		0-1-0				HOME		2-4-0				2-3-0				7-8-0					
15-13-0		1-3-0		1-1-0				AWAY		3-4-0				2-1-0				8-4-0					
3-3-0		0-0-0		0-0-0				NEUTRAL		1-1-0				2-1-0				0-1-0					
12-14-0		1-3-0		1-2-0				NON-CONFERENCE		3-4-0				2-0-0				5-5-0					
7-6-0		0-0-0		0-1-0				HOME		1-2-0				2-0-0				4-3-0					
5-7-0		1-3-0		1-0-				AWAY		2-2-0				0-0-0				1-1-0					
0-1-0		0-0-0		0-0-0				NEUTRAL		0-0-0				0-0-0				0-1-0					
17-18-0		0-0-0		0-0-0				CONFERENCE		3-5-0				4-5-0				10-8-0					
4-10-0		0-0-0		0-0-0				HOME		1-2-0				0-3-0				3-5-0					
10-6-0		0-0-0		0-0-0				AWAY		1-2-0				2-1-0				7-3-0					
3-2-0		0-0-0		0-0-0				NEUTRAL		1-1-0				2-1-0				0-0-0					
RPI	S	Opponent		Score		RPI	S	Opponent		Score		RPI	S	Opponent		Score		RPI	S	Opponent		Score	
4	A	Ole Miss		4	9	26	A	LSU		6	14	51	A	South Alabama		8	2	111	A	Houston Baptist		8	1
19	A	Texas		1	3	38	A	Southern Miss.		14	9	51	H	South Alabama		9	15	111	A	Houston Baptist		2	5
19	A	Texas		4	1	38	H	Southern Miss.		7	9	55	N	Sam Houston St.		4	3	111	A	Houston Baptist		2	1
19	A	Texas		6	8							58	A	Louisiana		6	8	111	N	Houston Baptist		6	1
												78	H	Iowa		2	8	111	N	Houston Baptist		3	1
												79	A	Southeastern La.		6	7	111	N	Houston Baptist		3	4
												79	A	Southeastern La.		1	3	143	H	Central Ark.		2	4
												79	A	Southeastern La.		8	1	143	H	Central Ark.		7	16
												86	A	Tulane		3	2	143	H	Central Ark.		3	5
												86	A	Tulane		3	4	146	H	Virginia Tech		4	2
												86	H	Tulane		8	7	150	H	Ball St.		10	1
												94	H	Northwestern St.		3	6	157	A	A&M-Corpus Christi		6	5
												94	H	Northwestern St.		8	1	157	A	A&M-Corpus Christi		2	0
												94	H	Northwestern St.		4	10	157	A	A&M-Corpus Christi		13	8
												94	N	Northwestern St.		5	7	177	H	Arkansas St.		3	12
																		177	H	Arkansas St.		2	1
																		177	H	Arkansas St.		3	6
																		188	A	Nicholls St.		12	5
																		188	H	Nicholls St.		2	0
																		188	H	Nicholls St.		8	3
																		189	H	McNeese		7	9
																		189	H	McNeese		6	9
																		189	H	McNeese		2	3
																		197	H	Incarnate Word		2	8
																		197	H	Incarnate Word		3	4
																		197	H	Incarnate Word		6	5
																		205	H	UIC		5	4
																		224	A	Lamar University		2	0
																		224	A	Lamar University		6	2
																		224	A	Lamar University		1	5
																		225	A	Jackson St.		4	7
																		225	H	Jackson St.		2	4
																		236	N	Alabama St.		3	6
																		274	A	Abilene Christian		14	10

Non-Div. I Games:

New Orleans

RPI	S	Opponent	Score	
274	A	Abilene Christian	5	6
274	A	Abilene Christian	6	7
288	A	Southern U.	7	5
288	H	Southern U.	14	3
288	H	Southern U.	6	2

N
e
w
O
r
l
e
a
n
s

N
e
w
O
r
l
e
a
n
s

New Orleans

Average RPI Win: 219		WON-LOST	WINNING	LAST 10	STRENGTH OF		OPP. STRENGTH	TEAM	ADJ	CONF.	ADJ CONF.
Average RPI Loss: 111		RECORD	PCT. RANK	GAMES	SCHEDULE		OF SCHEDULE	RPI	RPI	RPI	RPI
DIV. I ONLY		26-31-0	.45614	182	6-4-0		113	211	148	.49664	148
DIV. I NON-CONF.		7-23-0	.23333	259	1-2-0		23	156	218	.46638	218
TOTALS		RPI 1-25	RPI 26-50		W-L RECORDS		RPI 51-100		RPI 101-150		RPI 150+
26-31-0		0-7-0	0-2-0		OVERALL		0-6-0		0-5-0		26-11-0
16-5-0		0-1-0	0-0-0		HOME		0-1-0		0-0-0		16-3-0
7-24-0		0-6-0	0-1-0		AWAY		0-4-0		0-5-0		7-8-0
3-2-0		0-0-0	0-1-0		NEUTRAL		0-1-0		0-0-0		3-0-0
7-23-0		0-7-0	0-2-0		NON-CONFERENCE		0-6-0		0-5-0		7-3-0
6-3-0		0-1-0	0-0-0		HOME		0-1-0		0-0-0		6-1-0
1-18-0		0-6-0	0-0-		AWAY		0-4-0		0-5-0		1-2-0
0-2-0		0-0-0	0-1-0		NEUTRAL		0-1-0		0-0-0		0-0-0
19-8-0		0-0-0	0-0-0		CONFERENCE		0-0-0		0-0-0		19-8-0
10-2-0		0-0-0	0-0-0		HOME		0-0-0		0-0-0		10-2-0
6-6-0		0-0-0	0-0-0		AWAY		0-0-0		0-0-0		6-6-0
3-0-0		0-0-0	0-0-0		NEUTRAL		0-0-0		0-0-0		3-0-0
RPI S	Opponent	Score	RPI S	Opponent	Score	RPI S	Opponent	Score	RPI S	Opponent	Score
2 A	Oregon St.	2 3	29 N	South Fla.	4 9	51 A	South Al abama	1 17	106 A	Rhode I sl and	2 10
2 A	Oregon St.	0 5	39 A	Northeastern	1 3	51 A	South Al abama	3 9	110 A	El on	1 2
2 A	Oregon St.	4 5				51 A	South Al abama	3 6	110 A	El on	1 4
2 A	Oregon St.	0 5				69 A	Wright St.	4 13	110 A	El on	1 7
7 A	Stetson	3 8				69 N	Wright St.	2 11	138 A	Mari st	4 5
20 A	UConn	1 9				88 H	Bryant	6 8	178 H	UMass Lowell I	6 7
20 H	UConn	0 1							178 H	UMass Lowell I	6 3
									178 H	UMass Lowell I	13 9
									178 N	UMass Lowell I	4 3
									181 A	Stony Brook	5 8
									181 A	Stony Brook	7 0
									181 A	Stony Brook	2 3
									181 N	Stony Brook	2 0
									181 N	Stony Brook	9 4
									184 A	Dayton	4 7
									194 A	Yal e	5 3
									209 H	Fai rfi el d	13 11
									220 A	Mai ne	12 7
									220 A	Mai ne	1 3
									220 A	Mai ne	9 2
									220 H	Mai ne	1 6
									220 H	Mai ne	1 0
									220 H	Mai ne	5 3
									221 H	Bi nghamton	6 3
									221 H	Bi nghamton	5 4
									221 H	Bi nghamton	3 2
									223 A	Qui nni pi ac	5 6
									223 H	Qui nni pi ac	8 2
									223 H	Qui nni pi ac	12 11
									233 A	UMBC	5 9
									233 A	UMBC	2 3
									233 A	UMBC	14 3
									233 H	UMBC	5 1
									233 H	UMBC	4 2

Non-Div. I Games:

Hartford

RPI	S	Opponent	Score	
233	H	UMBC	9	7
246	H	Sacred Heart	12	10
253	A	Albany (NY)	7	3
253	A	Albany (NY)	9	0
253	A	Albany (NY)	9	10
259	H	Massachusetts	4	11
265	H	Central Conn. St.	2	1
265	H	Central Conn. St.	3	0

Hartford

H
a
r
t
f
o
r
d

H
a
r
t
f
o
r
d

Average RPI Win:	198	WON-LOST RECORD	WINNING PCT. RANK	LAST 10 GAMES	STRENGTH OF SCHEDULE	OPP. STRENGTH OF SCHEDULE	TEAM RPI	ADJ RPI	CONF. RPI	ADJ CONF. RPI					
DIV. I ONLY		34-20-0	.62963	50	6-4-0	260	219	149	.49649	149	22	22			
DIV. I NON-CONF.		14-7-0	.66667	42	0-0-0	287	144	151	.49751	151	25	25			
<hr/>															
TOTALS	RPI 1-25		RPI 26-50		W-L RECORDS		RPI 51-100		RPI 101-150		RPI 150+				
34-20-0	0-0-0		0-1-0		OVERALL		4-3-0		7-4-0		23-12-0				
19-7-0	0-0-0		0-0-0		HOME		4-1-0		1-0-0		14-6-0				
11-10-0	0-0-0		0-1-0		AWAY		0-0-0		5-4-0		6-5-0				
4-3-0	0-0-0		0-0-0		NEUTRAL		0-2-0		1-0-0		3-1-0				
<hr/>															
14-7-0	0-0-0		0-1-0		NON-CONFERENCE		2-0-0		3-3-0		9-3-0				
8-2-0	0-0-0		0-0-0		HOME		2-0-0		0-0-0		6-2-0				
4-5-0	0-0-0		0-0-		AWAY		0-0-0		3-3-0		1-1-0				
2-0-0	0-0-0		0-0-0		NEUTRAL		0-0-0		0-0-0		2-0-0				
<hr/>															
20-13-0	0-0-0		0-0-0		CONFERENCE		2-3-0		4-1-0		14-9-0				
11-5-0	0-0-0		0-0-0		HOME		2-1-0		1-0-0		8-4-0				
7-5-0	0-0-0		0-0-0		AWAY		0-0-0		2-1-0		5-4-0				
2-3-0	0-0-0		0-0-0		NEUTRAL		0-2-0		1-0-0		1-1-0				
<hr/>															
RPI	S	Opponent	Score	RPI	S	Opponent	Score	RPI	S	Opponent	Score	RPI	S	Opponent	Score
				31	A	Kentucky	7 13	59	H	Kent St.	1 7	109	A	Campbell	8 6
								59	H	Kent St.	5 2	120	A	Butler	3 4
								59	H	Kent St.	10 3	126	A	Arizona St.	3 7
								59	N	Kent St.	0 14	126	A	Arizona St.	1 11
								59	N	Kent St.	2 7	126	A	Arizona St.	16 8
								96	H	Cincinnati	7 2	126	A	Arizona St.	4 2
								96	H	Cincinnati	9 8	150	A	Ball St.	6 5
												150	A	Ball St.	17 6
												150	A	Ball St.	12 13
												150	H	Ball St.	5 3
												150	N	Ball St.	8 1
												159	A	Xavier	3 13
												159	H	Xavier	2 5
												159	H	Xavier	1 2
												159	H	Xavier	6 5
												194	N	Yale	4 3
												194	N	Yale	2 1
												204	H	Central Mich.	13 8
												204	H	Central Mich.	4 2
												204	H	Central Mich.	2 6
												204	N	Central Mich.	9 8
												207	A	Western Mich.	3 1
												207	A	Western Mich.	1 6
												207	A	Western Mich.	10 6
												207	N	Western Mich.	2 4
												217	H	Tol edo	8 7
												217	H	Tol edo	4 8
												217	H	Tol edo	7 6
												218	A	Eastern Mich.	0 4
												218	A	Eastern Mich.	3 1
												218	A	Eastern Mich.	4 3
												234	A	Northern Ill.	1 2
												234	A	Northern Ill.	2 5
												234	A	Northern Ill.	5 1

Non-Div. I Games:	Indiana Tech	11	10
--------------------------	---------------------	-----------	-----------

Mi ami (OH)

RPI	S	Opponent	Score	
272	H	Ohio	3	4
272	H	Ohio	6	1
272	H	Ohio	4	2
278	A	Northern Ky.	11	9
278	H	Northern Ky.	2	0
278	H	Northern Ky.	10	2
282	H	Bowling Green	8	5
282	H	Bowling Green	9	10
282	H	Bowling Green	7	0
285	H	Rider	2	1
285	H	Rider	6	0
285	H	Rider	5	1

Mi ami (OH)

Average RPI Win: 197		WON-LOST	WINNING	LAST 10	STRENGTH OF		OPP. STRENGTH	TEAM	ADJ	CONF.	ADJ CONF.
Average RPI Loss: 147		RECORD	PCT. RANK	GAMES	SCHEDULE		OF SCHEDULE	RPI	RPI	RPI	RPI
DIV. I ONLY		32-26-0	.55172	111	6-4-0		232	205	150	.49603	150
DIV. I NON-CONF.		14-13-0	.51852	130	1-0-0		220	106	141	.50146	141
TOTALS		RPI 1-25	RPI 26-50		W-L RECORDS		RPI 51-100		RPI 101-150		RPI 150+
32-26-0		0-1-0	2-2-0		OVERALL		3-4-0		1-8-0		26-11-0
10-8-0		0-0-0	1-1-0		HOME		0-1-0		1-2-0		8-4-0
17-12-0		0-1-0	1-1-0		AWAY		2-1-0		0-3-0		14-6-0
5-6-0		0-0-0	0-0-0		NEUTRAL		1-2-0		0-3-0		4-1-0
14-13-0		0-1-0	2-2-0		NON-CONFERENCE		1-3-0		0-4-0		11-3-0
3-3-0		0-0-0	1-1-0		HOME		0-1-0		0-0-0		2-1-0
7-6-0		0-1-0	1-0-		AWAY		0-0-0		0-2-0		6-2-0
4-4-0		0-0-0	0-0-0		NEUTRAL		1-2-0		0-2-0		3-0-0
18-13-0		0-0-0	0-0-0		CONFERENCE		2-1-0		1-4-0		15-8-0
7-5-0		0-0-0	0-0-0		HOME		0-0-0		1-2-0		6-3-0
10-6-0		0-0-0	0-0-0		AWAY		2-1-0		0-1-0		8-4-0
1-2-0		0-0-0	0-0-0		NEUTRAL		0-0-0		0-1-0		1-1-0
RPI S	Opponent	Score	RPI S	Opponent	Score	RPI S	Opponent	Score	RPI S	Opponent	Score
25 A	Coastal Caro.	3 6	34 A	Indiana	8 9	59 A	Kent St.	5 1	104 N	Maryland	1 13
			40 A	Purdue	2 0	59 A	Kent St.	7 2	120 A	Butler	2 6
			40 H	Purdue	8 10	59 A	Kent St.	0 11	146 N	Virginia Tech	2 4
			46 H	Ohio St.	12 11	73 H	Indiana St.	6 10	147 A	New Orleans	1 10
						78 N	Iowa	14 6	149 A	Miami (OH)	3 5
						100 N	Morehead St.	2 3	149 H	Miami (OH)	13 12
						100 N	Morehead St.	0 3	149 H	Miami (OH)	6 17
									149 H	Miami (OH)	5 6
									149 N	Miami (OH)	1 8
									167 A	Gardner-Webb	6 1
									167 A	Gardner-Webb	6 8
									178 N	UMass Lowell	8 5
									178 N	UMass Lowell	4 3
									184 A	Dayton	0 3
									184 A	Dayton	10 2
									184 H	Dayton	3 2
									184 H	Dayton	3 4
									198 A	Valparaiso	13 5
									204 H	Central Mich.	5 2
									204 H	Central Mich.	1 23
									204 H	Central Mich.	4 7
									204 N	Central Mich.	2 7
									207 H	Western Mich.	6 4
									207 H	Western Mich.	5 10
									207 H	Western Mich.	7 1
									213 N	Radford	7 0
									217 A	Toledo	7 5
									217 A	Toledo	4 5
									217 A	Toledo	9 1
									218 A	Eastern Mich.	5 0
									218 A	Eastern Mich.	5 6
									218 A	Eastern Mich.	0 1
									218 N	Eastern Mich.	6 2
									234 H	Northern Ill.	5 4

Non-Div. I Games:

Ball St.




RPI	S	Opponent	Score	
234	H	Northern Ill.	3	2
234	H	Northern Ill.	11	0
241	A	Western Caro.	7	4
241	A	Western Caro.	20	8
241	A	Western Caro.	9	8
272	A	Ohi o	11	6
272	A	Ohi o	4	1
272	A	Ohi o	15	1
282	A	Bowl ing Green	9	6
282	A	Bowl ing Green	9	3
282	A	Bowl ing Green	5	6
291	H	Purdue Fort Wayne	3	2

Average RPI Win:	178	WON-LOST RECORD	WINNING PCT. RANK	LAST 10 GAMES		STRENGTH OF SCHEDULE	OPP. STRENGTH OF SCHEDULE	TEAM RPI	ADJ RPI	CONF. RPI	ADJ CONF. RPI						
DIV. I ONLY		24-28-0	.46154	178	4-6-0	93	173	151	.49577	151	16	16					
DIV. I NON-CONF.		15-14-0	.51724	133	0-0-0	51	192	100	.51792	100	16	16					
<hr/>																	
TOTALS	RPI 1-25	RPI 26-50		W-L RECORDS		RPI 51-100		RPI 101-150		RPI 150+							
24-28-0	0-5-0	1-2-0		OVERALL		1-10-0		6-1-0		16-10-0							
13-14-0	0-1-0	0-2-0		HOME		1-6-0		4-0-0		8-5-0							
10-12-0	0-4-0	1-0-0		AWAY		0-3-0		2-1-0		7-4-0							
1-2-0	0-0-0	0-0-0		NEUTRAL		0-1-0		0-0-0		1-1-0							
<hr/>																	
15-14-0	0-5-0	1-2-0		NON-CONFERENCE		0-4-0		4-0-0		10-3-0							
11-7-0	0-1-0	0-2-0		HOME		0-1-0		4-0-0		7-3-0							
3-7-0	0-4-0	1-0-		AWAY		0-3-0		0-0-0		2-0-0							
1-0-0	0-0-0	0-0-0		NEUTRAL		0-0-0		0-0-0		1-0-0							
<hr/>																	
9-14-0	0-0-0	0-0-0		CONFERENCE		1-6-0		2-1-0		6-7-0							
2-7-0	0-0-0	0-0-0		HOME		1-5-0		0-0-0		1-2-0							
7-5-0	0-0-0	0-0-0		AWAY		0-0-0		2-1-0		5-4-0							
0-2-0	0-0-0	0-0-0		NEUTRAL		0-1-0		0-0-0		0-1-0							
<hr/>																	
RPI	S	Opponent	Score		RPI	S	Opponent	Score		RPI	S	Opponent	Score				
13	A	Clemson	4	12	28	A	South Carolina	6	4	54	A	Wichita St.	1	11			
13	H	Clemson	5	10	28	H	South Carolina	2	10	54	A	Wichita St.	3	14			
24	A	NC State	0	9	50	H	Illinois	5	14	54	A	Wichita St.	1	3			
24	A	NC State	0	10						68	H	Col. of Charleston	6	15			
24	A	NC State	2	9						90	H	Samford	3	4			
										90	H	Samford	2	4			
										90	H	Samford	0	10			
										90	N	Samford	0	4			
										91	H	Wofford	4	3			
										91	H	Wofford	5	13			
										91	H	Wofford	2	5			
												137	H	Georgia St.	13	12	
												138	H	Marist	13	4	
												138	H	Marist	5	4	
												138	H	Marist	7	6	
												141	A	Mercer	7	6	
												141	A	Mercer	2	3	
												141	A	Mercer	12	9	
												163	H	Harvard	7	6	
												163	H	Harvard	8	6	
												163	H	Harvard	2	6	
												163	H	Harvard	16	3	
												165	A	ETSU	9	4	
												165	A	ETSU	6	5	
												165	A	ETSU	2	15	
												165	N	ETSU	2	5	
												167	A	Gardner-Webb	15	12	
												169	A	VMI	1	12	
												169	A	VMI	7	13	
												169	A	VMI	19	1	
												193	N	Michigan St.	3	2	
												199	A	Winthrop	8	3	
												199	H	Winthrop	4	5	
												241	H	Western Caro.	13	4	
												241	H	Western Caro.	2	5	
												241	H	Western Caro.	1	2	
												244	A	The Citadel	6	1	
												244	A	The Citadel	1	6	
												244	A	The Citadel	11	5	
												258	H	Penn	12	4	
												258	H	Penn	4	1	
												265	H	Central Conn. St.	12	8	
												265	H	Central Conn. St.	9	1	
												265	H	Central Conn. St.	2	10	
<hr/>																	
LAST 10 GAMES																	
165 N ETSU					2	5	241 H Western Caro.					2	5	244 A The Citadel		1	6
90 N Samford					0	4	241 H Western Caro.					1	2	258 H Penn		12	4
165 A ETSU					9	4	241 H Western Caro.					13	4	258 H Penn		4	1
165 A ETSU					6	5	244 A The Citadel					6	1	265 H Central Conn. St.		12	8
165 A ETSU					2	15	244 A The Citadel					1	6	265 H Central Conn. St.		9	1
														265 H Central Conn. St.		2	10

Non-Div. I Games:

Furman

Non-Div. I Games:

 Tie,  Loss,  Non-Conf, S Site, H Home, A Away, N Neutral Page 211

RPI	S	Opponent	Score
212	A	UC Davis	5 3
212	A	UC Davis	8 5
212	A	UC Davis	3 10
229	A	CSU Bakersfield	3 4
231	H	UC Riverside	5 0
231	H	UC Riverside	2 9
231	H	UC Riverside	5 4

Hawai i

Average RPI Win: 168		WON-LOST	WINNING	LAST 10	STRENGTH OF		OPP. STRENGTH	TEAM	ADJ	CONF.	ADJ CONF.
Average RPI Loss: 103		RECORD	PCT. RANK	GAMES	SCHEDULE		OF SCHEDULE	RPI	RPI	RPI	RPI
DIV. I ONLY		27-27-1	.5	140	5-5-0		158	102	153	.495	153
DIV. I NON-CONF.		15-10-0	.6	86	0-1-0		215	115	136	.50354	136
TOTALS		RPI 1-25	RPI 26-50		W-L RECORDS		RPI 51-100		RPI 101-150		RPI 150+
27-27-1		0-1-0	2-6-0		OVERALL		7-12-1		2-0-0		16-8-0
14-15-1		0-0-0	2-2-0		HOME		4-9-1		1-0-0		7-4-0
12-11-0		0-1-0	0-4-0		AWAY		3-3-0		1-0-0		8-3-0
1-1-0		0-0-0	0-0-0		NEUTRAL		0-0-0		0-0-0		1-1-0
15-10-0		0-1-0	1-1-0		NON-CONFERENCE		2-6-0		2-0-0		10-2-0
10-5-0		0-0-0	1-0-0		HOME		1-4-0		1-0-0		7-1-0
4-4-0		0-1-0	0-0-		AWAY		1-2-0		1-0-0		2-0-0
1-1-0		0-0-0	0-0-0		NEUTRAL		0-0-0		0-0-0		1-1-0
12-17-1		0-0-0	1-5-0		CONFERENCE		5-6-1		0-0-0		6-6-0
4-10-1		0-0-0	1-2-0		HOME		3-5-1		0-0-0		0-3-0
8-7-0		0-0-0	0-3-0		AWAY		2-1-0		0-0-0		6-3-0
0-0-0		0-0-0	0-0-0		NEUTRAL		0-0-0		0-0-0		0-0-0
RPI S	Opponent	Score	RPI S	Opponent	Score	RPI S	Opponent	Score	RPI S	Opponent	Score
15 A	Tennessee Tech	2 14	30 H	Fla. Atlantic	4 9	52 H	West Virginia	4 10	139 A	Austin Peay	9 0
			30 H	Fla. Atlantic	9 17	52 H	West Virginia	8 7	139 H	Austin Peay	10 4
			30 H	Fla. Atlantic	6 2	52 H	West Virginia	4 8	165 N	ETSU	16 8
			32 A	Vanderbilt	4 21	59 H	Kent St.	5 14	176 A	Lipscomb	8 7
			32 H	Vanderbilt	4 3	61 A	Louisiana Tech	12 15	176 H	Lipscomb	12 6
			38 A	Southern Miss.	2 11	61 A	Louisiana Tech	7 6	192 H	Memphis	5 6
			38 A	Southern Miss.	1 9	61 A	Louisiana Tech	6 4	192 H	Memphis	7 6
			38 A	Southern Miss.	0 8	73 H	Indiana St.	4 21	192 N	Memphis	4 6
						75 A	Tennessee	4 5	201 A	UAB	5 6
						75 A	Tennessee	7 5	201 A	UAB	11 5
						80 H	Charlotte	5 7	201 A	UAB	7 4
						80 H	Charlotte	0 4	203 H	Marshall	0 11
						80 H	Charlotte	12 2	203 H	Marshall	4 9
						82 A	Alabama	0 4	203 H	Marshall	4 6
						89 H	Rice	9 8	206 A	Western Ky.	7 10
						89 H	Rice	2 7	206 A	Western Ky.	3 2
						89 H	Rice	5 5	206 A	Western Ky.	8 7
						98 H	UTSA	1 11	248 A	Old Dominion	7 8
						98 H	UTSA	12 5	248 A	Old Dominion	10 5
						98 H	UTSA	7 13	248 A	Old Dominion	5 2
									266 A	Belmont	24 4
									266 H	Belmont	9 0
									280 H	Western Ill.	2 0
									280 H	Western Ill.	11 7
									280 H	Western Ill.	9 3
									293 H	Fairleigh Dickinson	11 6
			LAST 10 GAMES								
			201 A	UAB	11 5	30 H	Fla. Atlantic	9 17			
			201 A	UAB	5 6	30 H	Fla. Atlantic	6 2			
			201 A	UAB	7 4	61 A	Louisiana Tech	7 6			
			32 A	Vanderbilt	4 21	61 A	Louisiana Tech	12 15			
			30 H	Fla. Atlantic	4 9	61 A	Louisiana Tech	6 4			

Non-Div. I Games:

Mi ddle Tenn.

Average RPI Win: 191		WON-LOST	WINNING	LAST 10	STRENGTH OF		OPP. STRENGTH	TEAM	ADJ	CONF.	ADJ CONF.				
Average RPI Loss: 148		RECORD	PCT. RANK	GAMES	SCHEDULE		OF SCHEDULE	RPI	RPI	RPI	RPI				
DIV. I ONLY		22-25-0	.46809	171	4-6-0		193	210	155	.49353	154				
DIV. I NON-CONF.		13-11-0	.54167	118	0-2-0		288	295	206	.473	205				
TOTALS		RPI 1-25	RPI 26-50		W-L RECORDS		RPI 51-100		RPI 101-150		RPI 150+				
22-25-0		2-5-0	0-0-0		OVERALL		2-2-0		6-5-0		12-13-0				
5-6-0		1-2-0	0-0-0		HOME		0-0-0		2-1-0		2-3-0				
17-16-0		1-2-0	0-0-0		AWAY		2-2-0		4-3-0		10-9-0				
0-3-0		0-1-0	0-0-0		NEUTRAL		0-0-0		0-1-0		0-1-0				
13-11-0		0-0-0	0-0-0		NON-CONFERENCE		1-0-0		2-3-0		10-8-0				
1-1-0		0-0-0	0-0-0		HOME		0-0-0		0-0-0		1-1-0				
12-9-0		0-0-0	0-0-		AWAY		1-0-0		2-2-0		9-7-0				
0-1-0		0-0-0	0-0-0		NEUTRAL		0-0-0		0-1-0		0-0-0				
9-14-0		2-5-0	0-0-0		CONFERENCE		1-2-0		4-2-0		2-5-0				
4-5-0		1-2-0	0-0-0		HOME		0-0-0		2-1-0		1-2-0				
5-7-0		1-2-0	0-0-0		AWAY		1-2-0		2-1-0		1-2-0				
0-2-0		0-1-0	0-0-0		NEUTRAL		0-0-0		0-0-0		0-1-0				
RPI	S	Opponent	Score		RPI	S	Opponent	Score		RPI	S	Opponent	Score		
7	H	Stetson	1	2						115	H	North Florida	3	1	
7	H	Stetson	1	9						115	H	North Florida	7	1	
7	H	Stetson	8	1						115	H	North Florida	9	11	
7	N	Stetson	2	7						125	A	Kennesaw St.	2	7	
23	A	Jacksonville	3	2						125	A	Kennesaw St.	3	2	
23	A	Jacksonville	1	7						125	A	Kennesaw St.	12	5	
23	A	Jacksonville	2	10						138	N	Marist	5	9	
										142	A	Navy	1	7	
										142	A	Navy	7	1	
										142	A	Navy	0	4	
										142	A	Navy	4	1	
										176	A	Lipscomb	4	3	
										176	A	Lipscomb	6	10	
										176	A	Lipscomb	0	7	
										176	N	Lipscomb	5	10	
										209	A	Fairfield	4	9	
										226	A	N.C. Central	5	13	
										226	A	N.C. Central	2	11	
										226	A	N.C. Central	3	4	
										227	A	Saint Joseph's	0	3	
										227	H	Saint Joseph's	1	8	
										230	H	USC Upstate	1	9	
										230	H	USC Upstate	7	3	
										230	H	USC Upstate	7	9	
										240	A	Penn St.	8	6	
										240	A	Penn St.	3	5	
										240	A	Penn St.	3	4	
										275	A	Coppin St.	8	7	
										281	A	Villanova	1	0	
										281	A	Villanova	3	2	
										295	A	Saint Peter's	6	4	
										295	H	Saint Peter's	11	3	
										296	A	UMES	8	4	
										296	A	UMES	7	0	
				LAST 10 GAMES											
				176	N	Lipscomb	5	10	125	A	Kennesaw St.	3	2		
				7	N	Stetson	2	7	125	A	Kennesaw St.	2	7		
				115	H	North Florida	9	11	125	A	Kennesaw St.	12	5		
				115	H	North Florida	7	1	227	A	Saint Joseph's	0	3		
				115	H	North Florida	3	1	227	H	Saint Joseph's	1	8		

Non-Div. I Games:

NJIT

RPI	S	Opponent	Score
296	A	UMES	12 1
296	A	UMES	5 2

Average RPI Win: 150		WON-LOST RECORD		WINNING PCT. RANK		LAST 10 GAMES		STRENGTH OF SCHEDULE		OPP. STRENGTH OF SCHEDULE		TEAM RPI		ADJ RPI		CONF. RPI		ADJ CONF. RPI	
DIV. I ONLY		22-29-0		.43137 199		4-6-0		112		143		154		.49316 155		9		9	
DIV. I NON-CONF.		10-12-0		.45455 176		3-1-0		148		257		153		.49621 156		9		9	
TOTALS		RPI 1-25		RPI 26-50		W-L RECORDS		RPI 51-100		RPI 101-150		RPI 150+							
22-29-0		0-1-0		1-2-0		OVERALL		7-7-0		4-8-0		10-11-0							
13-7-0		0-0-0		0-0-0		HOME		5-3-0		2-1-0		6-3-0							
8-20-0		0-1-0		1-2-0		AWAY		2-4-0		1-5-0		4-8-0							
1-2-0		0-0-0		0-0-0		NEUTRAL		0-0-0		1-2-0		0-0-0							
10-12-0		0-1-0		1-2-0		NON-CONFERENCE		0-0-0		1-2-0		8-7-0							
5-1-0		0-0-0		0-0-0		HOME		0-0-0		0-0-0		5-1-0							
4-9-0		0-1-0		1-0-		AWAY		0-0-0		0-0-0		3-6-0							
1-2-0		0-0-0		0-0-0		NEUTRAL		0-0-0		1-2-0		0-0-0							
12-17-0		0-0-0		0-0-0		CONFERENCE		7-7-0		3-6-0		2-4-0							
8-6-0		0-0-0		0-0-0		HOME		5-3-0		2-1-0		1-2-0							
4-11-0		0-0-0		0-0-0		AWAY		2-4-0		1-5-0		1-2-0							
0-0-0		0-0-0		0-0-0		NEUTRAL		0-0-0		0-0-0		0-0-0							
RPI	S	Opponent		Score		RPI	S	Opponent		Score		RPI	S	Opponent		Score			
24	A	NC State		5	15	37	A	DBU		3	11	53	A	San Di ego St.		2	3		
						37	A	DBU		6	0	53	A	San Di ego St.		7	3		
						37	A	DBU		1	7	53	A	San Di ego St.		2	3		
												53	H	San Di ego St.		12	7		
												53	H	San Di ego St.		11	15		
												53	H	San Di ego St.		2	0		
												66	H	Nevada		11	6		
												66	H	Nevada		3	1		
												74	A	UNLV		7	10		
												74	A	UNLV		3	6		
												74	A	UNLV		5	1		
												74	H	UNLV		15	12		
												74	H	UNLV		15	19		
												74	H	UNLV		6	11		
						LAST 10 GAMES													
						133	A	San Jose St.		1	3	164	H	New Mexi co		12	13		
						133	A	San Jose St.		5	6	164	H	New Mexi co		6	7		
						133	A	San Jose St.		1	3	261	H	Chi cago St.		17	7		
						216	H	Northern Colo.		11	18	261	H	Chi cago St.		12	5		
						164	H	New Mexi co		21	8	261	H	Chi cago St.		10	2		
												261	H	Chi cago St.		12	5		
												261	H	Chi cago St.		17	7		

Non-Div. I Games: Adams St. 7 6 Colo. Christian 22 5 UC-Colo. Springs 5 8

Air Force

Average RPI Win:	191	WON-LOST RECORD	WINNING PCT. RANK	LAST 10 GAMES	STRENGTH OF SCHEDULE	OPP. STRENGTH OF SCHEDULE	TEAM RPI	ADJ RPI	CONF. RPI	ADJ CONF. RPI	
Average RPI Loss:	148										
DIV. I ONLY	23-23-0	.5	140	2-8-0	176	212	156	.49312	156	13	13
DIV. I NON-CONF.	11-9-0	.55	113	0-2-0	262	292	189	.48148	189	15	15
<hr/>											
TOTALS	RPI 1-25	RPI 26-50		W-L RECORDS		RPI 51-100		RPI 101-150		RPI 150+	
23-23-0	0-0-0	1-3-0		OVERALL		4-3-0		1-6-0		17-11-0	
8-10-0	0-0-0	1-3-0		HOME		3-0-0		1-2-0		3-5-0	
14-11-0	0-0-0	0-0-0		AWAY		1-2-0		0-4-0		13-5-0	
1-2-0	0-0-0	0-0-0		NEUTRAL		0-1-0		0-0-0		1-1-0	
<hr/>											
11-9-0	0-0-0	0-1-0		NON-CONFERENCE		0-0-0		0-1-0		11-7-0	
1-5-0	0-0-0	0-1-0		HOME		0-0-0		0-0-0		1-4-0	
9-4-0	0-0-0	0-0-		AWAY		0-0-0		0-1-0		9-3-0	
1-0-0	0-0-0	0-0-0		NEUTRAL		0-0-0		0-0-0		1-0-0	
<hr/>											
12-14-0	0-0-0	1-2-0		CONFERENCE		4-3-0		1-5-0		6-4-0	
7-5-0	0-0-0	1-2-0		HOME		3-0-0		1-2-0		2-1-0	
5-7-0	0-0-0	0-0-0		AWAY		1-2-0		0-3-0		4-2-0	
0-2-0	0-0-0	0-0-0		NEUTRAL		0-1-0		0-0-0		0-1-0	
<hr/>											
RPI	S	Opponent	Score	RPI	S	Opponent	Score	RPI	S	Opponent	Score
				33	H	St. John's (NY)	4 12	60	A	UNCW	5 3
				39	H	Northeastern	6 4	60	A	UNCW	3 5
				39	H	Northeastern	0 3	60	A	UNCW	2 6
				39	H	Northeastern	1 5	68	H	Col. of Charleston	7 1
								68	H	Col. of Charleston	2 1
								68	H	Col. of Charleston	5 4
								68	N	Col. of Charleston	3 10
						</					

Non-Div. I Games:

Hofstra

RPI	S	Opponent	Score	
290	A	Norfol k St.	4	0

Hofstra

H
o
f
s
t
r
a

H
o
f
s
t
r
a

Average RPI Win: 187		WON-LOST	WINNING	LAST 10	STRENGTH OF		OPP. STRENGTH	TEAM	ADJ	CONF.	ADJ CONF.
Average RPI Loss: 122		RECORD	PCT. RANK	GAMES	SCHEDULE		OF SCHEDULE	RPI	RPI	RPI	RPI
DIV. I ONLY		28-26-0	.51852	132	9-1-0		187	145	157	.49294	157
DIV. I NON-CONF.		12-9-0	.57143	98	1-0-0		211	67	133	.50447	133
TOTALS		RPI 1-25	RPI 26-50		W-L RECORDS		RPI 51-100		RPI 101-150		RPI 150+
28-26-0		1-2-0	1-3-0		OVERALL		3-8-0		2-6-0		21-7-0
14-15-0		1-2-0	0-0-0		HOME		0-4-0		0-4-0		13-5-0
14-11-0		0-0-0	1-2-0		AWAY		3-4-0		2-2-0		8-2-0
0-0-0		0-0-0	0-0-0		NEUTRAL		0-0-0		0-0-0		0-0-0
12-9-0		1-2-0	1-3-0		NON-CONFERENCE		0-2-0		0-0-0		10-2-0
8-4-0		1-2-0	0-0-0		HOME		0-1-0		0-0-0		7-1-0
4-5-0		0-0-0	1-0-		AWAY		0-1-0		0-0-0		3-1-0
0-0-0		0-0-0	0-0-0		NEUTRAL		0-0-0		0-0-0		0-0-0
16-17-0		0-0-0	0-0-0		CONFERENCE		3-6-0		2-6-0		11-5-0
6-11-0		0-0-0	0-0-0		HOME		0-3-0		0-4-0		6-4-0
10-6-0		0-0-0	0-0-0		AWAY		3-3-0		2-2-0		5-1-0
0-0-0		0-0-0	0-0-0		NEUTRAL		0-0-0		0-0-0		0-0-0
RPI S	Opponent	Score	RPI S	Opponent	Score	RPI S	Opponent	Score	RPI S	Opponent	Score
17 H	Texas A&M	3 5	43 A	Oklahoma	7 11	55 H	Sam Houston St.	0 9	111 A	Houston Baptist	5 3
18 H	Mississippi St.	6 3	43 A	Oklahoma	14 4	55 H	Sam Houston St.	1 3	111 H	Houston Baptist	3 10
19 H	Texas	3 9	43 A	Oklahoma	3 7	55 H	Sam Houston St.	3 5	143 A	Central Ark.	4 9
			43 A	Oklahoma	2 3	79 A	Southeastern La.	3 4	143 A	Central Ark.	16 3
						79 A	Southeastern La.	1 10	143 A	Central Ark.	3 7
						79 A	Southeastern La.	13 7	147 H	New Orleans	5 6
						94 A	Northwestern St.	6 7	147 H	New Orleans	0 2
						94 A	Northwestern St.	6 1	147 H	New Orleans	8 13
						94 A	Northwestern St.	8 3	183 H	UC Santa Barbara	2 1
						98 A	UTSA	1 14	185 A	UT Arlington	3 6
						98 H	UTSA	1 6	185 A	UT Arlington	9 7
									185 A	UT Arlington	2 1
									187 H	Columbia	6 3
									188 H	Nicholls St.	12 1
									189 H	McNeese	9 8
									189 H	McNeese	6 11
									189 H	McNeese	9 4
									197 H	Incarnate Word	5 4
									197 H	Incarnate Word	4 3
									197 H	Incarnate Word	8 3
									215 H	Texas Southern	7 5
									224 H	Lamar University	7 9
									224 H	Lamar University	2 12
									224 H	Lamar University	6 11
									235 A	UTRGV	5 4
									235 H	UTRGV	6 5
									245 H	Utah Valley	12 6
									245 H	Utah Valley	5 6
									245 H	Utah Valley	6 0
									245 H	Utah Valley	15 9
									260 A	SFA	10 11
									260 A	SFA	9 2
									260 A	SFA	6 4
									274 A	Abilene Christian	7 5

Non-Div. I Games: Houston-Victoria 11 0 Houston-Victoria 10 0

A&M-Corpus Christi

RPI	S	Opponent	Score	
274	A	Abilene Christian	9	2
274	A	Abilene Christian	10	3

A&M-Corpus Christi

A
&
M
-
C
o
r
p
u
s
C
h
r
i
s
t
i

A
&
M
-
C
o
r
p
u
s
C
h
r
i
s
t
i

Del aware		Average RPI Win: 196	WON-LOST RECORD	WINNING PCT. RANK	LAST 10 GAMES	STRENGTH OF SCHEDULE		OPP. STRENGTH OF SCHEDULE	TEAM RPI	ADJ RPI	CONF. RPI	ADJ CONF. RPI			
DIV. I ONLY		31-27-0	.53448	122	6-4-0	181		214	158	.4925	158	13	13		
DIV. I NON-CONF.		17-14-0	.54839	114	1-0-0	245		287	191	.47927	191	15	15		
TOTALS		RPI 1-25	RPI 26-50		W-L RECORDS		RPI 51-100		RPI 101-150		RPI 150+				
31-27-0	0-0-0	0-6-0		OVERALL		4-11-0		6-2-0		21-8-0					
18-11-0	0-0-0	0-2-0		HOME		3-4-0		5-2-0		10-3-0					
11-13-0	0-0-0	0-3-0		AWAY		0-6-0		1-0-0		10-4-0					
2-3-0	0-0-0	0-1-0		NEUTRAL		1-1-0		0-0-0		1-1-0					
17-14-0	0-0-0	0-3-0		NON-CONFERENCE		1-6-0		2-0-0		14-5-0					
10-5-0	0-0-0	0-0-0		HOME		1-3-0		1-0-0		8-2-0					
7-8-0	0-0-0	0-0-		AWAY		0-3-0		1-0-0		6-2-0					
0-1-0	0-0-0	0-0-0		NEUTRAL		0-0-0		0-0-0		0-1-0					
14-13-0	0-0-0	0-3-0		CONFERENCE		3-5-0		4-2-0		7-3-0					
8-6-0	0-0-0	0-2-0		HOME		2-1-0		4-2-0		2-1-0					
4-5-0	0-0-0	0-0-0		AWAY		0-3-0		0-0-0		4-2-0					
2-2-0	0-0-0	0-1-0		NEUTRAL		1-1-0		0-0-0		1-0-0					
RPI	S	Opponent	Score	RPI	S	Opponent	Score	RPI	S	Opponent	Score	RPI	S	Opponent	Score
				30	A	Fla. Atlantic	2 7	60	H	UNCW	0 10	104	A	Maryl and	7 1
				30	A	Fla. Atlantic	1 2	60	H	UNCW	5 1	104	H	Maryl and	7 6
				30	A	Fla. Atlantic	3 6	60	H	UNCW	5 3	110	H	El on	2 6
				39	H	Northeastern	0 10	60	N	UNCW	1 2	110	H	El on	3 1
				39	H	Northeastern	2 5	63	A	Mi chi gan	2 6	110	H	El on	6 5
				39	N	Northeastern	2 7	63	A	Mi chi gan	0 11	145	H	James Madi son	7 6
								63	A	Mi chi gan	2 4	145	H	James Madi son	5 1
								68	A	Col . of Charleston	2 3	145	H	James Madi son	0 6
								68	A	Col . of Charleston	2 11	156	A	Hofstra	1 11
								68	A	Col . of Charleston	3 5	156	A	Hofstra	5 2
								68	N	Col . of Charleston	5 1	156	A	Hofstra	0 9
								88	H	Bryant	5 6	156	N	Hofstra	3 1
								88	H	Bryant	7 3	160	H	Monmouth	2 15
								88	H	Bryant	2 5	160	H	Monmouth	7 6
								88	H	Bryant	2 13	160	H	Monmouth	2 1
												202	A	Lehi gh	15 7
												227	A	Sai nt Joseph' s	10 2
												227	H	Sai nt Joseph' s	8 5
												233	A	UMBC	6 8
												233	H	UMBC	7 8
												242	A	William & Mary	6 5
												242	A	William & Mary	6 4
												242	A	William & Mary	6 0
												252	N	Lafayette	4 9
												254	A	Charleston So.	1 0
												254	A	Charleston So.	3 6
												254	A	Charleston So.	6 2
												258	H	Penn	3 1
												273	H	Towson	6 3
												273	H	Towson	2 1
												273	H	Towson	2 10
												283	A	La Salle	7 3
												283	H	La Salle	8 4
												297	A	Del aware St.	3 1
				LAST 10 GAMES											
				39	N	Northeastern	2 7	39	H	Northeastern	0 10				
				68	N	Col . of Charleston	5 1	283	H	La Salle	8 4				
				156	N	Hofstra	3 1	242	A	William & Mary	6 4				
				60	N	UNCW	1 2	242	A	William & Mary	6 5				
				39	H	Northeastern	2 5	242	A	William & Mary	6 0				

Non-Div. I Games:

Del aware

RPI	S	Opponent	Score	
297	H	Del aware St.	11	4
297	H	Del aware St.	9	0
297	H	Del aware St.	9	5

Del aware

D
e
l
a
w
a
r
e

D
e
l
a
w
a
r
e

Average RPI Win: 176		WON-LOST RECORD		WINNING PCT. RANK		LAST 10 GAMES		STRENGTH OF SCHEDULE		OPP. STRENGTH OF SCHEDULE		TEAM RPI		ADJ RPI		CONF. RPI		ADJ CONF. RPI	
DIV. I ONLY		20-35-0		.36364	241	4-6-0		84		161		159		.49158	159	12		12	
DIV. I NON-CONF.		13-24-0		.35135	227	2-3-0		93		184		162		.49406	162	14		14	
TOTALS		RPI 1-25		RPI 26-50		W-L RECORDS		RPI 51-100		RPI 101-150		RPI 150+							
20-35-0		0-4-0		2-5-0		OVERALL		3-11-0		4-6-0		11-9-0							
7-8-0		0-0-0		1-3-0		HOME		2-3-0		1-0-0		3-2-0							
11-26-0		0-4-0		1-2-0		AWAY		1-7-0		3-6-0		6-7-0							
2-1-0		0-0-0		0-0-0		NEUTRAL		0-1-0		0-0-0		2-0-0							
13-24-0		0-4-0		1-3-0		NON-CONFERENCE		1-7-0		3-4-0		8-6-0							
3-3-0		0-0-0		0-1-0		HOME		1-1-0		1-0-0		1-1-0							
8-20-0		0-4-0		1-0-		AWAY		0-5-0		2-4-0		5-5-0							
2-1-0		0-0-0		0-0-0		NEUTRAL		0-1-0		0-0-0		2-0-0							
7-11-0		0-0-0		1-2-0		CONFERENCE		2-4-0		1-2-0		3-3-0							
4-5-0		0-0-0		1-2-0		HOME		1-2-0		0-0-0		2-1-0							
3-6-0		0-0-0		0-0-0		AWAY		1-2-0		1-2-0		1-2-0							
0-0-0		0-0-0		0-0-0		NEUTRAL		0-0-0		0-0-0		0-0-0							
RPI	S	Opponent		Score		RPI	S	Opponent		Score		RPI	S	Opponent		Score			
11	A	Florida St.		1	11	31	A	Kentucky		3	2	62	H	Creighton		12	8		
11	A	Florida St.		2	7	31	H	Kentucky		4	20	62	H	Creighton		3	7		
11	A	Florida St.		1	5	33	H	St. John's (NY)		7	34	62	H	Creighton		8	24		
21	A	Louisville		4	6	33	H	St. John's (NY)		4	9	69	H	Wright St.		2	0		
						33	H	St. John's (NY)		7	3	69	N	Wright St.		7	9		
						37	A	DBU		5	12	70	A	Seton Hall		3	4		
						37	A	DBU		2	14	70	A	Seton Hall		6	9		
												70	A	Seton Hall		5	3		
												72	A	California		3	13		
												73	A	Indiana St.		3	4		
												73	A	Indiana St.		4	6		
												91	A	Wofford		2	16		
												96	A	Cincinnati		7	10		
												96	H	Cincinnati		1	6		

Non-Div. I Games:

Xavier

Average RPI Win:	211	WON-LOST RECORD	WINNING PCT. RANK	LAST 10 GAMES	STRENGTH OF SCHEDULE	OPP. STRENGTH OF SCHEDULE	TEAM RPI	ADJ RPI	CONF. RPI	ADJ CONF. RPI	
Average RPI Loss:	149										
DIV. I ONLY	30-25-0	.54545	115	6-4-0	224	261	160	.4912	160	28	28
DIV. I NON-CONF.	12-16-0	.42857	191	0-1-0	200	231	197	.47761	197	27	27
<hr/>											
TOTALS	RPI 1-25	RPI 26-50		W-L RECORDS		RPI 51-100		RPI 101-150		RPI 150+	
30-25-0	0-0-0	0-4-0		OVERALL		1-0-0		4-8-0		25-13-0	
14-5-0	0-0-0	0-0-0		HOME		0-0-0		2-1-0		12-4-0	
12-15-0	0-0-0	0-3-0		AWAY		1-0-0		2-5-0		9-7-0	
4-5-0	0-0-0	0-1-0		NEUTRAL		0-0-0		0-2-0		4-2-0	
<hr/>											
12-16-0	0-0-0	0-4-0		NON-CONFERENCE		1-0-0		1-3-0		10-9-0	
5-3-0	0-0-0	0-0-0		HOME		0-0-0		0-0-0		5-3-0	
5-10-0	0-0-0	0-0-		AWAY		1-0-0		1-3-0		3-4-0	
2-3-0	0-0-0	0-1-0		NEUTRAL		0-0-0		0-0-0		2-2-0	
<hr/>											
18-9-0	0-0-0	0-0-0		CONFERENCE		0-0-0		3-5-0		15-4-0	
9-2-0	0-0-0	0-0-0		HOME		0-0-0		2-1-0		7-1-0	
7-5-0	0-0-0	0-0-0		AWAY		0-0-0		1-2-0		6-3-0	
2-2-0	0-0-0	0-0-0		NEUTRAL		0-0-0		0-2-0		2-0-0	
<hr/>											
RPI	S	Opponent	Score	RPI	S	Opponent	Score	RPI	S	Opponent	Score
				33	N	St. John's (NY)	0 3				
				37	A	DBU	4 15				
				37	A	DBU	4 7				
				37	A	DBU	3 5				
	</										

Non-Div. I Games:

Monmouth

RPI	S	Opponent	Score	
237	H	Si ena	7	1
237	H	Si ena	2	1
237	H	Si ena	2	9
237	N	Si ena	5	4
240	N	Penn St.	9	8
246	H	Sacred Heart	3	2
250	A	Ni agara	6	1
250	A	Ni agara	8	7
250	A	Ni agara	8	5
252	A	Lafayette	5	11
258	H	Penn	3	1
269	A	Pri nceton	7	1
269	H	Pri nceton	2	1
295	A	Sai nt Peter' s	22	10
295	A	Sai nt Peter' s	5	0
295	A	Sai nt Peter' s	7	1

Monmouth

M
o
n
m
o
u
t
h

M
o
n
m
o
u
t
h

Average RPI Win:		139	WON-LOST RECORD		WINNING PCT. RANK		LAST 10 GAMES		STRENGTH OF SCHEDULE		OPP. STRENGTH OF SCHEDULE		TEAM RPI		ADJ RPI		CONF. RPI		ADJ CONF. RPI					
DIV. I ONLY			26-26-0		.5		140		6-4-0		192		84		161		.49115		161		15		15	
DIV. I NON-CONF.			14-11-0		.56		105		0-1-0		212		16		138		.50283		138		13		13	
TOTALS		RPI 1-25		RPI 26-50		W-L RECORDS		RPI 51-100		RPI 101-150		RPI 150+												
26-26-0		0-2-0		0-0-0		OVERALL		5-4-0		9-8-0		12-12-0												
15-12-0		0-1-0		0-0-0		HOME		3-1-0		4-6-0		8-4-0												
11-14-0		0-1-0		0-0-0		AWAY		2-3-0		5-2-0		4-8-0												
0-0-0		0-0-0		0-0-0		NEUTRAL		0-0-0		0-0-0		0-0-0												
14-11-0		0-2-0		0-0-0		NON-CONFERENCE		4-2-0		6-2-0		4-5-0												
10-5-0		0-1-0		0-0-0		HOME		3-1-0		3-1-0		4-2-0												
4-6-0		0-1-0		0-0-		AWAY		1-1-0		3-1-0		0-3-0												
0-0-0		0-0-0		0-0-0		NEUTRAL		0-0-0		0-0-0		0-0-0												
12-15-0		0-0-0		0-0-0		CONFERENCE		1-2-0		3-6-0		8-7-0												
5-7-0		0-0-0		0-0-0		HOME		0-0-0		1-5-0		4-2-0												
7-8-0		0-0-0		0-0-0		AWAY		1-2-0		2-1-0		4-5-0												
0-0-0		0-0-0		0-0-0		NEUTRAL		0-0-0		0-0-0		0-0-0												
RPI	S	Opponent		Score		RPI	S	Opponent		Score		RPI	S	Opponent		Score								
6	A	Stanford		0	9			64	A	Gonzaga	0	9	101	H	Pepperdi ne		8	9						
6	H	Stanford		8	16			64	A	Gonzaga	3	5	101	H	Pepperdi ne		0	7						
								64	A	Gonzaga	4	3	101	H	Pepperdi ne		2	6						
								66	A	Nevada	3	5	114	A	Sacramento St.		1	4						
								66	H	Nevada	6	4	114	A	Sacramento St.		4	3						
								71	H	Wake Forest	1	3	114	H	Sacramento St.		9	3						
								71	H	Wake Forest	7	6	114	H	Sacramento St.		11	10						
								71	H	Wake Forest	2	0	127	A	San Di ego		2	8						
								72	A	Cal i forn i a	6	4	127	A	San Di ego		16	7						
													127	A	San Di ego		13	2						
													128	A	Cal Poly		4	3						
													128	H	Cal Poly		10	7						
													133	A	San Jose St.		4	1						
													133	H	San Jose St.		3	9						
													140	H	Saint Mary' s (CA)		5	4						
													140	H	Saint Mary' s (CA)		0	7						
													140	H	Saint Mary' s (CA)		5	6						
													168	H	Loyol a Marymount		5	2						
													168	H	Loyol a Marymount		6	3						
													168	H	Loyol a Marymount		4	3						
													170	A	Paci fi c		12	4						
													170	A	Paci fi c		9	6						
													170	A	Paci fi c		3	7						
													171	A	San Franci sco		4	3						
													171	A	San Franci sco		4	12						
													171	A	San Franci sco		12	5						
													172	H	Boston College		1	3						
													172	H	Boston College		1	5						
													172	H	Boston College		20	9						
													173	H	Portl and		6	7						
													173	H	Portl and		9	11						
													173	H	Portl and		7	6						
													186	A	Washington St.		10	12						
													186	A	Washingt on St.		3	11						

Non-Div. I Games:

Santa Clara

RPI	S	Opponent	Score	
186	A	Washington St.	0	5
190	A	BYU	4	6
190	A	BYU	5	6
190	A	BYU	1	2
208	H	Utah	4	3
208	H	Utah	6	5
208	H	Utah	4	2

S
a
n
t
a
C
l
a
r
a

S
a
n
t
a
C
l
a
r
a

Santa Clara

Average RPI Win:	186	WON-LOST RECORD	WINNING PCT. RANK	LAST 10 GAMES	STRENGTH OF SCHEDULE	OPP. STRENGTH OF SCHEDULE	TEAM RPI	ADJ RPI	CONF. RPI	ADJ CONF. RPI		
DIV. I ONLY		18-27-0	.4	217	3-7-0	97	227	161	.49115	161	18	18
DIV. I NON-CONF.		6-11-0	.35294	226	0-1-0	86	170	142	.50141	142	19	19
<hr/>												
TOTALS	RPI 1-25	RPI 26-50		W-L RECORDS		RPI 51-100		RPI 101-150		RPI 150+		
18-27-0	0-1-0	1-4-0		OVERALL		1-5-0		5-8-0		11-9-0		
3-10-0	0-1-0	0-0-0		HOME		0-1-0		2-2-0		1-6-0		
14-13-0	0-0-0	1-4-0		AWAY		1-4-0		2-4-0		10-1-0		
1-4-0	0-0-0	0-0-0		NEUTRAL		0-0-0		1-2-0		0-2-0		
6-11-0	0-1-0	1-4-0		NON-CONFERENCE		0-1-0		2-3-0		3-2-0		
1-1-0	0-1-0	0-0-0		HOME		0-0-0		1-0-0		0-0-0		
5-8-0	0-0-0	1-0-		AWAY		0-1-0		1-3-0		3-0-0		
0-2-0	0-0-0	0-0-0		NEUTRAL		0-0-0		0-0-0		0-2-0		
12-16-0	0-0-0	0-0-0		CONFERENCE		1-4-0		3-5-0		8-7-0		
2-9-0	0-0-0	0-0-0		HOME		0-1-0		1-2-0		1-6-0		
9-5-0	0-0-0	0-0-0		AWAY		1-3-0		1-1-0		7-1-0		
1-2-0	0-0-0	0-0-0		NEUTRAL		0-0-0		1-2-0		0-0-0		
<hr/>												
RPI	S	Opponent	Score	RPI	S	Opponent	Score	RPI	S	Opponent	Score	
20	H	UConn	6 9	42	A	Houston	3 2	77	A	Army West Point	2 3	
				42	A	Houston	1 7	77	A	Army West Point	0 4	
				42	A	Houston	2 3	77	A	Army West Point	5 3	
				43	A	Oklahoma	0 1	77	A	Army West Point	1 2	
				43	A	Oklahoma	5 11	77	H	Army West Point	3 6	
								81	A	Ga. Southern	5 10	

Non-Div. I Games:

Hol y Cross

Average RPI Win: 217		WON-LOST	WINNING	LAST 10	STRENGTH OF		OPP. STRENGTH	TEAM	ADJ	CONF.	ADJ CONF.
Average RPI Loss: 156		RECORD	PCT. RANK	GAMES	SCHEDULE		OF SCHEDULE	RPI	RPI	RPI	RPI
DIV. I ONLY		22-20-0	.52381	131	6-4-0		262	231	163	.49034	163
DIV. I NON-CONF.		10-11-0	.47619	158	0-0-0		168	140	78	.52839	78
TOTALS		RPI 1-25	RPI 26-50		W-L RECORDS		RPI 51-100		RPI 101-150		RPI 150+
22-20-0	0-0-0	1-1-0		OVERALL		2-7-0		0-0-0		19-12-0	
6-3-0	0-0-0	0-0-0		HOME		0-0-0		0-0-0		6-3-0	
15-17-0	0-0-0	1-1-0		AWAY		2-7-0		0-0-0		12-9-0	
1-0-0	0-0-0	0-0-0		NEUTRAL		0-0-0		0-0-0		1-0-0	
10-11-0	0-0-0	1-1-0		NON-CONFERENCE		2-7-0		0-0-0		7-3-0	
0-0-0	0-0-0	0-0-0		HOME		0-0-0		0-0-0		0-0-0	
9-11-0	0-0-0	1-0-		AWAY		2-7-0		0-0-0		6-3-0	
1-0-0	0-0-0	0-0-0		NEUTRAL		0-0-0		0-0-0		1-0-0	
12-9-0	0-0-0	0-0-0		CONFERENCE		0-0-0		0-0-0		12-9-0	
6-3-0	0-0-0	0-0-0		HOME		0-0-0		0-0-0		6-3-0	
6-6-0	0-0-0	0-0-0		AWAY		0-0-0		0-0-0		6-6-0	
0-0-0	0-0-0	0-0-0		NEUTRAL		0-0-0		0-0-0		0-0-0	
RPI S Opponent	Score	RPI S Opponent	Score	RPI S Opponent	Score	RPI S Opponent	Score	RPI S Opponent	Score	RPI S Opponent	Score
		28 A South Carolina	3 12	87 A New Mexico St.	5 11	151 A Furman	3 16				
		39 A Northeastern	8 6	87 A New Mexico St.	4 23	151 A Furman	6 8				
				87 A New Mexico St.	9 11	151 A Furman	6 7				
				87 A New Mexico St.	5 4	151 A Furman	6 2				
				90 A Samford	1 3	161 N Holy Cross	10 2				
				90 A Samford	0 8	172 A Boston College	7 4				
				90 A Samford	5 3	187 A Columbia	1 7				
				90 A Samford	5 6	187 A Columbia	6 9				
				99 A Davidson	3 13	187 A Columbia	11 6				
						194 A Yale	6 10				
						194 A Yale	1 4				
						194 A Yale	4 0				
						239 A Cornell	8 10				
						239 A Cornell	6 2				
						239 A Cornell	4 7				
						247 H Dartmouth	11 3				
						247 H Dartmouth	5 6				
						247 H Dartmouth	18 17				
						258 H Penn	14 5				
						258 H Penn	5 2				
						258 H Penn	5 6				
						269 A Princeton	5 1				
						269 A Princeton	8 3				
						269 A Princeton	13 6				
						270 H Brown	8 7				
						270 H Brown	3 7				
						270 H Brown	3 1				
						276 A Presbyterian	7 5				
						276 A Presbyterian	2 1				
						276 A Presbyterian	11 5				
						276 A Presbyterian	10 5				
LAST 10 GAMES				239 A Cornell	8 10						
		247 H Dartmouth	18 17	269 A Princeton	8 3						
		247 H Dartmouth	11 3	269 A Princeton	13 6						
		247 H Dartmouth	5 6	269 A Princeton	5 1						
		239 A Cornell	6 2	270 H Brown	3 7						
		239 A Cornell	4 7								

Non-Div. I Games:

Harvard

Average RPI Win:	139	WON-LOST RECORD	WINNING PCT. RANK	LAST 10 GAMES	STRENGTH OF SCHEDULE	OPP. STRENGTH OF SCHEDULE	TEAM RPI	ADJ RPI	CONF. RPI	ADJ CONF. RPI	
DIV. I ONLY	20-33-1	.37963	234	5-5-0	58	98	164	.49016	164	9	9
DIV. I NON-CONF.	9-14-1	.39583	211	2-2-0	52	121	159	.49481	159	9	9
<hr/>											
TOTALS	RPI 1-25	RPI 26-50		W-L RECORDS	RPI 51-100		RPI 101-150		RPI 150+		
20-33-1	0-4-0	0-2-0		OVERALL	6-13-0		3-11-0		11-3-1		
11-14-1	0-1-0	0-1-0		HOME	4-7-0		0-3-0		7-2-1		
6-16-0	0-1-0	0-1-0		AWAY	2-5-0		2-7-0		2-1-0		
3-3-0	0-2-0	0-0-0		NEUTRAL	0-1-0		1-0-0		2-0-0		
9-14-1	0-4-0	0-2-0		NON-CONFERENCE	0-4-0		2-3-0		7-1-1		
5-5-1	0-1-0	0-1-0		HOME	0-2-0		0-0-0		5-1-1		
1-6-0	0-1-0	0-0-		AWAY	0-1-0		1-3-0		0-0-0		
3-3-0	0-2-0	0-0-0		NEUTRAL	0-1-0		1-0-0		2-0-0		
11-19-0	0-0-0	0-0-0		CONFERENCE	6-9-0		1-8-0		4-2-0		
6-9-0	0-0-0	0-0-0		HOME	4-5-0		0-3-0		2-1-0		
5-10-0	0-0-0	0-0-0		AWAY	2-4-0		1-5-0		2-1-0		
0-0-0	0-0-0	0-0-0		NEUTRAL	0-0-0		0-0-0		0-0-0		
RPI	S	Opponent	Score	RPI	S	Opponent	Score	RPI	S	Opponent	Score
2	N	Oregon St.	2 5	42	A	Houston	0 1	53	A	San Di ego St.	5 4
2	N	Oregon St.	3 15	48	H	Ari zona	6 16	53	A	San Di ego St.	9 5
8	A	Texas Tech	2 7					53	A	San Di ego St.	2 3
8	H	Texas Tech	9 20					53	H	San Di ego St.	3 7
								53	H	San Di ego St.	4 3
								53	H	San Di ego St.	5 11
								64	N	Gonzaga	3 4
								66	A	Nevada	2 5
								66	A	Nevada	1 14
								66	A	Nevada	2 15
								66	H	Nevada	5 9
								66	H	Nevada	8 5
								66	H	Nevada	8 13
								74	H	UNLV	8 5
								74	H	UNLV	11 2
								74	H	UNLV	3 8
								87	A	New Mexico St.	2 13
								87	H	New Mexi co St.	1 9
								87	H	New Mexico St.	3 4

Non-Div. I Games:

New Mexico

Average RPI Win: 176		WON-LOST RECORD	WINNING PCT. RANK	LAST 10 GAMES	STRENGTH OF SCHEDULE	OPP. STRENGTH OF SCHEDULE	TEAM RPI	ADJ RPI	CONF. RPI	ADJ CONF. RPI		
Average RPI Loss: 145												
DIV. I ONLY		28-25-0	.5283	126	4-6-0	238	126	165	.48996	165	16	16
DIV. I NON-CONF.		16-10-0	.61538	78	1-0-0	279	105	145	.50006	145	16	16
<hr/>												
TOTALS		RPI 1-25		RPI 26-50		W-L RECORDS		RPI 51-100		RPI 101-150		RPI 150+
28-25-0		0-0-0		0-0-0		OVERALL		8-11-0		0-3-0		20-11-0
12-10-0		0-0-0		0-0-0		HOME		0-1-0		0-3-0		12-6-0
14-12-0		0-0-0		0-0-0		AWAY		8-9-0		0-0-0		6-3-0
2-3-0		0-0-0		0-0-0		NEUTRAL		0-1-0		0-0-0		2-2-0
16-10-0		0-0-0		0-0-0		NON-CONFERENCE		4-5-0		0-0-0		12-5-0
8-2-0		0-0-0		0-0-0		HOME		0-1-0		0-0-0		8-1-0
7-7-0		0-0-0		0-0-		AWAY		4-4-0		0-0-0		3-3-0
1-1-0		0-0-0		0-0-0		NEUTRAL		0-0-0		0-0-0		1-1-0
12-15-0		0-0-0		0-0-0		CONFERENCE		4-6-0		0-3-0		8-6-0
4-8-0		0-0-0		0-0-0		HOME		0-0-0		0-3-0		4-5-0
7-5-0		0-0-0		0-0-0		AWAY		4-5-0		0-0-0		3-0-0
1-2-0		0-0-0		0-0-0		NEUTRAL		0-1-0		0-0-0		1-1-0
RPI	S	Opponent	Score	RPI	S	Opponent	Score	RPI	S	Opponent	Score	
						67 A UNCG	4 7	141 H Mercer			4 8	
						67 A UNCG	8 5	141 H Mercer			3 5	
						67 A UNCG	3 12	141 H Mercer			4 10	
						75 A Tennessee	10 9	151 H Furman			4 9	
						75 A Tennessee	9 6	151 H Furman			5 6	
						75 H Tennessee	2 6	151 H Furman			15 2	
						84 A FGCU	2 11	151 N Furman			5 2	
						84 A FGCU	10 8	153 N Middle Tenn.			8 16	
						84 A FGCU	1 6	169 H VMI			6 4	
						86 A Tulane	7 21	169 H VMI			7 8	
						86 A Tulane	4 9	169 H VMI			7 3	
						86 A Tulane	9 1	175 A Eastern Ky.			4 9	
						90 A Samford	2 1	175 H Eastern Ky.			12 7	
						90 A Samford	7 4	192 N Memphis			8 2	
						90 A Samford	2 6	199 H Winthrop			8 4	
						91 A Wofford	4 2	199 H Winthrop			7 3	
						91 A Wofford	8 9	199 H Winthrop			10 5	
						91 A Wofford	4 8	203 A Marshall			8 2	
						91 N Wofford	7 8	213 A Radford			9 8	
								213 H Radford			2 0	
								241 A Western Caro.			11 4	
								241 A Western Caro.			14 12	
								241 A Western Caro.			11 8	
								241 N Western Caro.			8 11	
								242 A William & Mary			3 2	
								242 A William & Mary			2 3	
								242 A William & Mary			0 1	
								244 H The Citadel			11 5	
								244 H The Citadel			5 6	
								244 H The Citadel			6 13	
								262 H UNC Asheville			12 4	
								278 H Northern Ky.			4 5	
								278 H Northern Ky.			7 2	
								278 H Northern Ky.			6 2	
LAST 10 GAMES												
						241 N Western Caro.	8 11	91 A Wofford			4 8	
						151 N Furman	5 2	151 H Furman			4 9	
						91 N Wofford	7 8	151 H Furman			5 6	
						91 A Wofford	8 9	151 H Furman			15 2	
						91 A Wofford	4 2	203 A Marshall			8 2	

Non-Div. I Games:

ETSU

Average RPI Win:		168	WON-LOST RECORD		WINNING PCT. RANK		LAST 10 GAMES		STRENGTH OF SCHEDULE		OPP. STRENGTH OF SCHEDULE		TEAM RPI		ADJ RPI		CONF. RPI		ADJ CONF. RPI	
DIV. I ONLY			25-25-0		.5		140		3-7-0		210		94		166		.48897		166	
DIV. I NON-CONF.			18-8-0		.69231		34		2-0-0		276		195		110		.51208		110	
TOTALS		RPI 1-25		RPI 26-50		W-L RECORDS		RPI 51-100		RPI 101-150		RPI 150+								
25-25-0		0-2-0		0-7-0		OVERALL		8-5-0		3-4-0		14-7-0								
12-9-0		0-2-0		0-0-0		HOME		2-2-0		2-1-0		8-4-0								
8-14-0		0-0-0		0-6-0		AWAY		3-3-0		0-3-0		5-2-0								
5-2-0		0-0-0		0-1-0		NEUTRAL		3-0-0		1-0-0		1-1-0								
18-8-0		0-0-0		0-0-0		NON-CONFERENCE		7-3-0		1-0-0		10-5-0								
7-3-0		0-0-0		0-0-0		HOME		1-0-0		0-0-0		6-3-0								
6-4-0		0-0-0		0-0-		AWAY		3-3-0		0-0-0		3-1-0								
5-1-0		0-0-0		0-0-0		NEUTRAL		3-0-0		1-0-0		1-1-0								
7-17-0		0-2-0		0-7-0		CONFERENCE		1-2-0		2-4-0		4-2-0								
5-6-0		0-2-0		0-0-0		HOME		1-2-0		2-1-0		2-1-0								
2-10-0		0-0-0		0-6-0		AWAY		0-0-0		0-3-0		2-1-0								
0-1-0		0-0-0		0-1-0		NEUTRAL		0-0-0		0-0-0		0-0-0								
RPI	S	Opponent		Score		RPI	S	Opponent		Score		RPI	S	Opponent		Score				
12	H	Minnesota		3 5		34	N	Indiana		6 7		63	H	Mi chi gan		15 9				
12	H	Minnesota		0 4		40	A	Purdue		4 9		63	H	Mi chi gan		4 9				
						40	A	Purdue		0 4		63	H	Mi chi gan		1 6				
						40	A	Purdue		0 1		65	A	Mi ami (FL)		7 5				
						50	A	Illinois		1 2		65	A	Mi ami (FL)		1 7				
						50	A	Illinois		12 13		65	A	Mi ami (FL)		5 8				
						50	A	Illinois		4 10		76	H	Wagner		11 4				
												77	N	Army West Point		15 7				
												77	N	Army West Point		5 1				
												77	N	Army West Point		11 6				
												84	A	FGCU		6 3				
												84	A	FGCU		13 9				
												84	A	FGCU		8 9				

Non-Div. I Games:

Rutgers

Average RPI Win:		201	WON-LOST RECORD		WINNING PCT. RANK		LAST 10 GAMES		STRENGTH OF SCHEDULE		OPP. STRENGTH OF SCHEDULE		TEAM RPI		ADJ RPI		CONF. RPI		ADJ CONF. RPI	
DIV. I ONLY			31-27-0		.53448 122		5-5-0		204		189		167		.48782 167		24		24	
DIV. I NON-CONF.			15-12-0		.55556 109		0-0-0		114		173		98		.5185 98		22		22	
TOTALS		RPI 1-25		RPI 26-50		W-L RECORDS		RPI 51-100		RPI 101-150		RPI 150+								
31-27-0		1-2-0		0-3-0		OVERALL		2-2-0		4-10-0		24-10-0								
16-12-0		0-0-0		0-0-0		HOME		0-1-0		3-5-0		13-6-0								
10-12-0		1-2-0		0-3-0		AWAY		2-1-0		0-3-0		7-3-0								
5-3-0		0-0-0		0-0-0		NEUTRAL		0-0-0		1-2-0		4-1-0								
15-12-0		1-2-0		0-3-0		NON-CONFERENCE		2-2-0		2-1-0		10-4-0								
8-5-0		0-0-0		0-0-0		HOME		0-1-0		1-1-0		7-3-0								
4-6-0		1-2-0		0-0-		AWAY		2-1-0		0-0-0		1-0-0								
3-1-0		0-0-0		0-0-0		NEUTRAL		0-0-0		1-0-0		2-1-0								
16-15-0		0-0-0		0-0-0		CONFERENCE		0-0-0		2-9-0		14-6-0								
8-7-0		0-0-0		0-0-0		HOME		0-0-0		2-4-0		6-3-0								
6-6-0		0-0-0		0-0-0		AWAY		0-0-0		0-3-0		6-3-0								
2-2-0		0-0-0		0-0-0		NEUTRAL		0-0-0		0-2-0		2-0-0								
RPI	S	Opponent		Score		RPI	S	Opponent		Score		RPI	S	Opponent		Score				
5	A	North Carolina		1 0		41	A	Troy		4 6		71	A	Wake Forest		4 8				
14	A	Duke		4 10		41	A	Troy		0 6		71	A	Wake Forest		6 3				
14	A	Duke		4 13		41	A	Troy		3 6		91	A	Wofford		13 8				
												91	H	Wofford		4 7				
														109	A	Campbell		3 6		
														109	A	Campbell		1 12		
														109	A	Campbell		3 4		
														109	N	Campbell		3 8		
														113	H	High Point		8 13		
														113	H	High Point		4 2		
														113	H	High Point		5 6		
														113	N	High Point		1 4		
														130	H	Liberty		10 11		
														130	H	Liberty		6 3		
														130	H	Liberty		8 14		
														142	N	Navy		12 0		
														150	H	Ball St.		1 6		
														150	H	Ball St.		8 6		
														151	H	Furman		12 15		
														178	N	UMass Lowell		0 9		
														180	H	Appalachian St.		4 8		
														180	N	Appalachian St.		8 1		
														191	N	Georgetown		15 1		
														199	H	Winthrop		9 6		
														199	H	Winthrop		5 10		
														199	H	Winthrop		7 6		
														199	N	Winthrop		5 4		
														199	N	Winthrop		7 5		
														213	A	Radford		20 10		
														213	A	Radford		5 4		
														213	A	Radford		8 4		
														223	H	Quinnipiac		5 1		
														223	H	Quinnipiac		6 2		
														223	H	Quinnipiac		3 13		
														230	A	USC Upstate		8 2		
														230	H	USC Upstate		6 3		
														237	H	Siena		15 4		
														237	H	Siena		6 1		
														</						

RPI	S	Opponent	Score	
237	H	Siena	14	5
237	H	Siena	4	1
254	H	Charleston So.	7	4
254	H	Charleston So.	2	7
254	H	Charleston So.	1	4
262	A	UNC Asheville	1	3
262	A	UNC Asheville	5	2
262	A	UNC Asheville	10	12
264	A	Longwood	3	10
264	A	Longwood	5	1
264	A	Longwood	12	0
276	H	Presbyterian	3	2
276	H	Presbyterian	5	4
276	H	Presbyterian	6	5

Gardner-Webb

Gardner-Webb

Gardner-Webb

Average RPI Win: 159		WON-LOST	WINNING	LAST 10	STRENGTH OF		OPP. STRENGTH	TEAM	ADJ	CONF.	ADJ CONF.
Average RPI Loss: 115		RECORD	PCT. RANK	GAMES	SCHEDULE		OF SCHEDULE	RPI	RPI	RPI	RPI
DIV. I ONLY		25-30-0	.45455	183	4-6-0		150	128	168	.48779	168
DIV. I NON-CONF.		9-16-0	.36	224	0-1-0		176	92	227	.45938	227
TOTALS		RPI 1-25	RPI 26-50		W-L RECORDS		RPI 51-100		RPI 101-150		RPI 150+
25-30-0		0-2-0	0-0-0		OVERALL		2-8-0		7-10-0		16-10-0
15-9-0		0-1-0	0-0-0		HOME		1-2-0		6-4-0		8-2-0
9-17-0		0-1-0	0-0-0		AWAY		1-3-0		1-5-0		7-8-0
1-4-0		0-0-0	0-0-0		NEUTRAL		0-3-0		0-1-0		1-0-0
9-16-0		0-2-0	0-0-0		NON-CONFERENCE		1-5-0		1-6-0		7-3-0
6-6-0		0-1-0	0-0-0		HOME		1-2-0		1-3-0		4-0-0
3-8-0		0-1-0	0-0-		AWAY		0-1-0		0-3-0		3-3-0
0-2-0		0-0-0	0-0-0		NEUTRAL		0-2-0		0-0-0		0-0-0
16-14-0		0-0-0	0-0-0		CONFERENCE		1-3-0		6-4-0		9-7-0
9-3-0		0-0-0	0-0-0		HOME		0-0-0		5-1-0		4-2-0
6-9-0		0-0-0	0-0-0		AWAY		1-2-0		1-2-0		4-5-0
1-2-0		0-0-0	0-0-0		NEUTRAL		0-1-0		0-1-0		1-0-0
RPI S	Opponent	Score	RPI S	Opponent	Score	RPI S	Opponent	Score	RPI S	Opponent	Score
22 A	UCLA	1 12				64 A	Gonzaga	3 5	101 H	Pepperdi ne	2 6
22 H	UCLA	1 13				64 A	Gonzaga	5 2	101 H	Pepperdi ne	5 3
						64 A	Gonzaga	1 11	101 H	Pepperdi ne	4 3
						64 N	Gonzaga	1 13	101 N	Pepperdi ne	6 7
						73 N	Indiana St.	2 8	107 A	UC Irvine	2 10
						74 A	UNLV	10 11	107 H	UC Irvine	5 6
						92 H	Oregon	7 9	112 A	Long Beach St.	6 9
						92 H	Oregon	4 2	112 H	Long Beach St.	5 4
						92 H	Oregon	1 2	121 A	Southern Cali fornia	2 3
						92 N	Oregon	1 6	121 H	Southern Cali fornia	1 6
									122 H	Grand Canyon	5 11
									127 A	San Diego	4 11
									127 A	San Diego	6 18
									127 A	San Diego	4 3
									140 H	Saint Mary's (CA)	9 4
									140 H	Saint Mary's (CA)	7 0
									140 H	Saint Mary's (CA)	6 5
									152 A	Hawai i	3 0
									152 A	Hawai i	4 2
									152 A	Hawai i	3 5
									152 A	Hawai i	0 4
									161 A	Santa Clara	3 6
									161 A	Santa Clara	3 4
									161 A	Santa Clara	2 5
									170 A	Paci fic	2 3
									170 A	Paci fic	13 4
									170 A	Paci fic	5 7
									171 H	San Franci sco	6 3
									171 H	San Franci sco	4 3
									171 H	San Franci sco	6 3
									171 N	San Franci sco	1 0
									173 H	Portl and	8 2
									173 H	Portl and	1 2
									173 H	Portl and	1 6
LAST 10 GAMES			LAST 10 GAMES			LAST 10 GAMES			LAST 10 GAMES		
			101 N	Pepperdi ne	6 7	140 H	Saint Mary's (CA)	7 0			
			171 N	San Franci sco	1 0	122 H	Grand Canyon	5 11			
			64 N	Gonzaga	1 13	161 A	Santa Clara	2 5			
			140 H	Saint Mary's (CA)	6 5	161 A	Santa Clara	3 6			
			140 H	Saint Mary's (CA)	9 4	161 A	Santa Clara	3 4			

Non-Div. I Games:

Loyola Marymount

RPI	S	Opponent	Score	
183	A	UC Santa Barbara	4	13
190	A	BYU	9	8
190	A	BYU	9	4
190	A	BYU	7	4
198	H	Val parai so	15	5
198	H	Val parai so	7	4
198	H	Val parai so	10	3
229	A	CSU Bakersfi el d	10	0
229	H	CSU Bakersfi el d	4	1

Loyol a Marymount

L
o
y
o
l
a
M
a
r
y
m
o
u
n
t

L
o
y
o
l
a
M
a
r
y
m
o
u
n
t

Average RPI Win:		178	WON-LOST RECORD		WINNING PCT. RANK		LAST 10 GAMES		STRENGTH OF SCHEDULE		OPP. STRENGTH OF SCHEDULE		TEAM RPI		ADJ RPI		CONF. RPI		ADJ CONF. RPI	
DIV. I ONLY			26-27-0		.49057 151		3-7-0		190		156		169		.48757 169		16		16	
DIV. I NON-CONF.			14-13-0		.51852 130		1-1-0		266		145		198		.47639 198		16		16	
TOTALS		RPI 1-25		RPI 26-50		W-L RECORDS		RPI 51-100		RPI 101-150		RPI 150+								
26-27-0		0-0-0		1-2-0		OVERALL		4-8-0		5-7-0		16-10-0								
16-9-0		0-0-0		0-0-0		HOME		1-2-0		1-0-0		14-7-0								
10-16-0		0-0-0		1-2-0		AWAY		3-5-0		4-6-0		2-3-0								
0-2-0		0-0-0		0-0-0		NEUTRAL		0-1-0		0-1-0		0-0-0								
14-13-0		0-0-0		1-2-0		NON-CONFERENCE		1-1-0		4-4-0		8-6-0								
8-5-0		0-0-0		0-0-0		HOME		0-0-0		1-0-0		7-5-0								
6-8-0		0-0-0		1-0-		AWAY		1-1-0		3-4-0		1-1-0								
0-0-0		0-0-0		0-0-0		NEUTRAL		0-0-0		0-0-0		0-0-0								
12-14-0		0-0-0		0-0-0		CONFERENCE		3-7-0		1-3-0		8-4-0								
8-4-0		0-0-0		0-0-0		HOME		1-2-0		0-0-0		7-2-0								
4-8-0		0-0-0		0-0-0		AWAY		2-4-0		1-2-0		1-2-0								
0-2-0		0-0-0		0-0-0		NEUTRAL		0-1-0		0-1-0		0-0-0								
RPI	S	Opponent	Score	RPI	S	Opponent	Score	RPI	S	Opponent	Score	RPI	S	Opponent	Score					
				28	A	South Carolina	7 6	67	A	UNCG	8 7	103	A	George Washington	2 4					
				28	A	South Carolina	0 9	67	A	UNCG	3 6	103	A	George Washington	5 8					
				28	A	South Carolina	2 7	67	A	UNCG	1 9	103	A	George Washington	9 7					
								67	N	UNCG	7 11	117	A	Richmond	11 2					
								83	A	Virginia	9 10	129	A	VCU	4 1					
								83	A	Virginia	9 4	141	A	Mercer	4 9					
								90	A	Samford	2 9	141	A	Mercer	3 11					
								90	A	Samford	6 10	141	A	Mercer	4 1					
								90	A	Samford	8 2	141	N	Mercer	0 19					
								91	H	Wofford	10 12	145	A	James Madison	3 4					
								91	H	Wofford	4 8	146	A	Virginia Tech	3 8					
								91	H	Wofford	12 4	146	H	Virginia Tech	9 7					
												151	H	Furman	12 1					
												151	H	Furman	13 7					
												151	H	Furman	1 19					
												165	A	ETSU	8 7					
												165	A	ETSU	3 7					
												165	A	ETSU	4 6					
												178	H	UMass Lowell	4 8					
												178	H	UMass Lowell	5 9					
												178	H	UMass Lowell	6 3					
												213	H	Radford	6 8					
												241	H	Western Caro.	11 7					
												241	H	Western Caro.	12 9					
												241	H	Western Caro.	5 4					
												244	H	The Citadel	12 4					
												244	H	The Citadel	12 3					
												244	H	The Citadel	0 5					
												248	A	Old Dominion	4 19					
												248	H	Old Dominion	7 6					
												249	H	Oakland	11 8					
												249	H	Oakland	10 11					
												249	H	Oakland	11 1					
												252	H	Lafayette	11 6					
LAST 10 GAMES				67 N UNCG				7 11	91 H Wofford				10 12	248 A Old Dominion				4 19		
				141 N Mercer				0 19	91 H Wofford				4 8	248 H Old Dominion				7 6		
				90 A Samford				8 2	91 H Wofford				12 4	249 H Oakland				11 8		
				90 A Samford				6 10	248 H Old Dominion				7 6	249 H Oakland				10 11		
				90 A Samford				2 9	146 A Virginia Tech				3 8	249 H Oakland				11 1		

Non-Div. I Games:

VMI

RPI	S	Opponent	Score	
252	H	Lafayette	8	1
252	H	Lafayette	10	5
264	A	Longwood	12	6
264	H	Longwood	9	11

Average RPI Win: 146		WON-LOST	WINNING	LAST 10	STRENGTH OF		OPP. STRENGTH	TEAM	ADJ		CONF.	ADJ CONF.					
Average RPI Loss: 135		RECORD	PCT. RANK	GAMES	SCHEDULE		OF SCHEDULE	RPI	RPI		RPI	RPI					
DIV. I ONLY		22-29-0	.43137	199	5-5-0		138	149	170	.48708	170	15	15				
DIV. I NON-CONF.		11-13-0	.45833	173	2-1-0		115	141	112	.51175	112	13	13				
<hr/>																	
TOTALS		RPI 1-25		RPI 26-50		W-L RECORDS		RPI 51-100		RPI 101-150		RPI 150+					
22-29-0		0-1-0		1-2-0		OVERALL		2-3-0		8-10-0		11-13-0					
11-12-0		0-0-0		0-0-0		HOME		2-2-0		3-5-0		6-5-0					
11-17-0		0-1-0		1-2-0		AWAY		0-1-0		5-5-0		5-8-0					
0-0-0		0-0-0		0-0-0		NEUTRAL		0-0-0		0-0-0		0-0-0					
11-13-0		0-1-0		1-2-0		NON-CONFERENCE		1-1-0		5-4-0		4-5-0					
5-3-0		0-0-0		0-0-0		HOME		1-0-0		1-1-0		3-2-0					
6-10-0		0-1-0		1-0-		AWAY		0-1-0		4-3-0		1-3-0					
0-0-0		0-0-0		0-0-0		NEUTRAL		0-0-0		0-0-0		0-0-0					
11-16-0		0-0-0		0-0-0		CONFERENCE		1-2-0		3-6-0		7-8-0					
6-9-0		0-0-0		0-0-0		HOME		1-2-0		2-4-0		3-3-0					
5-7-0		0-0-0		0-0-0		AWAY		0-0-0		1-2-0		4-5-0					
0-0-0		0-0-0		0-0-0		NEUTRAL		0-0-0		0-0-0		0-0-0					
RPI	S	Opponent		Score		RPI	S	Opponent		Score		RPI	S	Opponent		Score	
6	A	Stanford		1	4	34	A	Indiana		2	1	64	H	Gonzaga		2	5
						34	A	Indiana		2	4	64	H	Gonzaga		1	7
						34	A	Indiana		1	3	64	H	Gonzaga		2	1
												66	A	Nevada		5	7
												66	H	Nevada		10	9
												101	A	Pepperdi ne		4	3
												101	A	Pepperdi ne		3	5
												101	A	Pepperdi ne		3	6
												114	A	Sacramento St.		14	7
												114	H	Sacramento St.		2	9
												126	A	Arizona St.		3	8
												126	A	Arizona St.		12	7
												127	H	San Di ego		4	7
												127	H	San Di ego		0	9
												127	H	San Di ego		9	7
												128	A	Cal Poly		8	3
												128	A	Cal Poly		1	9
												128	A	Cal Poly		0	9
												128	A	Cal Poly		4	0
												133	H	San Jose St.		10	5
												140	H	Saint Mary's (CA)		5	1
												140	H	Saint Mary's (CA)		3	10
												140	H	Saint Mary's (CA)		3	4
												152	H	Hawai i		10	1
												161	H	Santa Clara		4	12
												161	H	Santa Clara		6	9
												161	H	Santa Clara		7	3
												168	H	Loyol a Marymount		7	5
												168	H	Loyol a Marymount		3	2
												168	H	Loyol a Marymount		4	13
												171	A	San Franci sco		1	9
												171	A	San Franci sco		2	9
												171	A	San Franci sco		6	7
												173	A	Portland		14	7
												173	A	Portland		4	7
												173	A	Portland		1	0
												182	A	Seattle U		2	11
												182	A	Seattle U		3	5
												182	A	Seattle U		5	6

Non-Div. I Games:

Paci fi c

RPI	S	Opponent	Score	
182	A	Seattle U	8	5
190	A	BYU	6	5
190	A	BYU	1	3
190	A	BYU	9	3
245	H	Utah Valley	2	6
245	H	Utah Valley	4	3
245	H	Utah Valley	4	0
245	H	Utah Valley	3	4

P
a
c
i
f
i
c

P
a
c
i
f
i
c

Paci fi c

Page 240

Average RPI Win:		147	WON-LOST RECORD		WINNING PCT. RANK		LAST 10 GAMES		STRENGTH OF SCHEDULE		OPP. STRENGTH OF SCHEDULE		TEAM RPI		ADJ RPI		CONF. RPI		ADJ CONF. RPI	
DIV. I ONLY			28-30-0		.48276 152		3-7-0		182		111		171		.48631 171		15		15	
DIV. I NON-CONF.			13-16-0		.44828 183		2-3-0		204		71		193		.47853 193		13		13	
TOTALS		RPI 1-25		RPI 26-50		W-L RECORDS		RPI 51-100		RPI 101-150		RPI 150+								
28-30-0		0-1-0		0-0-0		OVERALL		4-8-0		10-10-0		14-11-0								
16-14-0		0-0-0		0-0-0		HOME		2-4-0		5-5-0		9-5-0								
12-14-0		0-1-0		0-0-0		AWAY		2-4-0		5-4-0		5-5-0								
0-2-0		0-0-0		0-0-0		NEUTRAL		0-0-0		0-1-0		0-1-0								
13-16-0		0-1-0		0-0-0		NON-CONFERENCE		2-7-0		5-5-0		6-3-0								
7-8-0		0-0-0		0-0-0		HOME		0-3-0		3-4-0		4-1-0								
6-8-0		0-1-0		0-0-		AWAY		2-4-0		2-1-0		2-2-0								
0-0-0		0-0-0		0-0-0		NEUTRAL		0-0-0		0-0-0		0-0-0								
15-14-0		0-0-0		0-0-0		CONFERENCE		2-1-0		5-5-0		8-8-0								
9-6-0		0-0-0		0-0-0		HOME		2-1-0		2-1-0		5-4-0								
6-6-0		0-0-0		0-0-0		AWAY		0-0-0		3-3-0		3-3-0								
0-2-0		0-0-0		0-0-0		NEUTRAL		0-0-0		0-1-0		0-1-0								
RPI	S	Opponent		Score		RPI	S	Opponent		Score		RPI	S	Opponent		Score				
6	A	Stanford		2	5			64 H Gonzaga		3	0	101	A	Pepperdi ne		2	10			
								64 H Gonzaga		1	0	101	A	Pepperdi ne		3	5			
								64 H Gonzaga		0	6	101	A	Pepperdi ne		6	4			
								66 A Nevada		0	6	101	N	Pepperdi ne		2	8			
								66 H Nevada		3	6	114	A	Sacramento St.		2	0			
								72 A Cal i forni a		7	8	114	H	Sacramento St.		8	2			
								72 H Cal i forni a		4	5	127	H	San Di ego		8	4			
								92 A Oregon		5	1	127	H	San Di ego		4	2			
								92 H Oregon		2	5	127	H	San Di ego		0	5			
								98 A UTSA		5	13	131	H	Kansas St.		7	5			
								98 A UTSA		1	11	131	H	Kansas St.		1	5			
								98 A UTSA		11	2	131	H	Kansas St.		2	4			
												133	A	San Jose St.		7	1			
												133	H	San Jose St.		10	0			
												133	H	San Jose St.		1	6			
												134	A	Fresno St.		2	3			
												134	H	Fresno St.		1	9			
												140	A	Sai nt Mary' s (CA)		4	5			
												140	A	Sai nt Mary' s (CA)		1	0			
												140	A	Sai nt Mary' s (CA)		5	3			
												159	H	Xavi er		8	2			
												159	H	Xavi er		6	14			
												159	H	Xavi er		8	5			
												159	H	Xavi er		1	0			
												161	H	Santa Clara		3	4			
												161	H	Santa Clara		5	12			
												161	H	Santa Clara		12	4			
												168	A	Loyol a Marymount		3	4			
												168	A	Loyol a Marymount		3	6			
												168	A	Loyol a Marymount		3	6			
												168	N	Loyol a Marymount		0	1			
												170	H	Paci fi c		7	6			
												170	H	Paci fi c		9	2			
												170	H	Paci fi c		9	1			
LAST 10 GAMES																				
					168	N	Loyol a Marymount	0	1	131	H	Kansas St.	2	4						
					101	N	Pepperdi ne	2	8	212	H	UC Davi s	3	0						
					190	H	BYU	6	2	190	H	BYU	7	9						
					131	H	Kansas St.	7	5	190	H	BYU	2	9						
					131	H	Kansas St.	1	5	66	A	Nevada	0	6						

Non-Div. I Games:

San Francisco

RPI	S	Opponent	Score	
173	A	Portland	6	4
173	A	Portland	6	4
173	A	Portland	4	0
190	H	BYU	7	9
190	H	BYU	6	2
190	H	BYU	2	9
212	A	UC Davis	7	9
212	H	UC Davis	3	0
231	A	UC Riverside	2	3
231	A	UC Riverside	4	1
231	A	UC Riverside	2	1

S
a
n
F
r
a
n
c
i
s
c
o

S
a
n
F
r
a
n
c
i
s
c
o

San Francisco

Average RPI Win: 162		WON-LOST RECORD		WINNING PCT. RANK		LAST 10 GAMES		STRENGTH OF SCHEDULE		OPP. STRENGTH OF SCHEDULE		TEAM RPI		ADJ RPI		CONF. RPI		ADJ CONF. RPI					
DIV. I ONLY		17-32-0		.34694		247		4-6-0		57		62		172		.4863		172		3		3	
DIV. I NON-CONF.		10-10-0		.5		134		2-0-0		122		242		149		.4976		149		3		3	
TOTALS		RPI 1-25		RPI 26-50		W-L RECORDS		RPI 51-100		RPI 101-150		RPI 150+											
17-32-0		2-12-0		0-2-0		OVERALL		1-10-0		4-6-0		10-2-0											
8-15-0		1-6-0		0-1-0		HOME		0-3-0		3-4-0		4-1-0											
7-12-0		1-5-0		0-0-0		AWAY		1-4-0		1-2-0		4-1-0											
2-5-0		0-1-0		0-1-0		NEUTRAL		0-3-0		0-0-0		2-0-0											
10-10-0		0-2-0		0-2-0		NON-CONFERENCE		0-3-0		0-1-0		10-2-0											
4-4-0		0-1-0		0-1-0		HOME		0-0-0		0-1-0		4-1-0											
4-1-0		0-0-0		0-0-		AWAY		0-0-0		0-0-0		4-1-0											
2-5-0		0-1-0		0-1-0		NEUTRAL		0-3-0		0-0-0		2-0-0											
7-22-0		2-10-0		0-0-0		CONFERENCE		1-7-0		4-5-0		0-0-0											
4-11-0		1-5-0		0-0-0		HOME		0-3-0		3-3-0		0-0-0											
3-11-0		1-5-0		0-0-0		AWAY		1-4-0		1-2-0		0-0-0											
0-0-0		0-0-0		0-0-0		NEUTRAL		0-0-0		0-0-0		0-0-0											
RPI	S	Opponent		Score		RPI	S	Opponent		Score		RPI	S	Opponent		Score							
11	H	Florida St.		1	6	34	N	Indiana		0	4	65	A	Mi ami (FL)		4	5						
11	H	Florida St.		7	13	39	H	Northeastern		4	7	65	A	Mi ami (FL)		6	0						
11	H	Florida St.		12	13							71	H	Wake Forest		4	5						
12	N	Minnesota		1	14							71	H	Wake Forest		1	3						
13	A	Clemson		4	9							71	H	Wake Forest		4	6						
13	A	Clemson		3	8							77	N	Army West Point		8	0						
13	A	Clemson		2	10							83	A	Vi rgi ni a		4	9						
20	H	UConn		0	4							83	A	Vi rgi ni a		6	2						
21	H	Loui sville		3	11							83	A	Vi rgi ni a		9	10						
21	H	Loui sville		2	1							88	N	Bryant		7	4						
21	H	Loui sville		1	6							91	N	Wofford		9	20						
24	A	NC State		11	3									Santa Clara		3	1						
24	A	NC State		7	13									Santa Clara		5	1						
24	A	NC State		1	2									Santa Clara		4	7						
														Harvard		11	6						
														Rutgers		9	4						
														UMass Lowell		9	7						
														Maine		9	5						
														Quinni pi ac		8	3						
														Dartmouth		11	3						
														Niagara		9	2						
														Massachusetts		8	0						
														UNC Asheville									
				LAST 10 GAMES																			
				65	A	Mi ami (FL)		3	4	21	H	Loui sville		1	6								
				65	A	Mi ami (FL)		0	3	102	A	Notre Dame		4	5								
				220	H	Mai ne		9	7	102	A	Notre Dame		6	0								
				21	H	Loui sville		2	1	102	A	Notre Dame		4	5								
				21	H	Loui sville		3	11	178	A	UMass Lowell		9	4								

Non-Div. I Games:

Boston College

Average RPI Win: 154		WON-LOST	WINNING	LAST 10	STRENGTH OF		OPP. STRENGTH	TEAM	ADJ	CONF.	ADJ CONF.
Average RPI Loss: 126		RECORD	PCT. RANK	GAMES	SCHEDULE		OF SCHEDULE	RPI	RPI	RPI	RPI
DIV. I ONLY		23-30-0	.43396	198	6-4-0		109	153	173	.48566	173
DIV. I NON-CONF.		11-15-0	.42308	195	3-1-0		67	151	158	.49485	158
TOTALS		RPI 1-25	RPI 26-50		W-L RECORDS		RPI 51-100		RPI 101-150		RPI 150+
23-30-0		0-5-0	1-0-0		OVERALL		2-5-0		7-6-0		13-14-0
13-16-0		0-0-0	0-0-0		HOME		1-0-0		5-5-0		7-11-0
10-13-0		0-4-0	1-0-0		AWAY		1-5-0		2-1-0		6-3-0
0-1-0		0-1-0	0-0-0		NEUTRAL		0-0-0		0-0-0		0-0-0
11-15-0		0-5-0	1-0-0		NON-CONFERENCE		2-2-0		2-2-0		6-6-0
7-7-0		0-0-0	0-0-0		HOME		1-0-0		2-2-0		4-5-0
4-7-0		0-4-0	1-0-		AWAY		1-2-0		0-0-0		2-1-0
0-1-0		0-1-0	0-0-0		NEUTRAL		0-0-0		0-0-0		0-0-0
12-15-0		0-0-0	0-0-0		CONFERENCE		0-3-0		5-4-0		7-8-0
6-9-0		0-0-0	0-0-0		HOME		0-0-0		3-3-0		3-6-0
6-6-0		0-0-0	0-0-0		AWAY		0-3-0		2-1-0		4-2-0
0-0-0		0-0-0	0-0-0		NEUTRAL		0-0-0		0-0-0		0-0-0
RPI S	Opponent	Score	RPI S	Opponent	Score	RPI S	Opponent	Score	RPI S	Opponent	Score
2 A	Oregon St.	3 6	49 A	Washington	6 4	64 A	Gonzaga	4 6	101 A	Pepperdi ne	2 6
2 N	Oregon St.	2 9				64 A	Gonzaga	0 3	101 A	Pepperdi ne	2 1
22 A	UCLA	0 13				64 A	Gonzaga	8 9	101 A	Pepperdi ne	4 0
22 A	UCLA	2 7				74 A	UNLV	7 8	107 H	UC Irvi ne	0 3
22 A	UCLA	3 15				74 A	UNLV	2 12	107 H	UC Irvi ne	7 6
						92 A	Oregon	9 7	107 H	UC Irvi ne	6 3
						92 H	Oregon	2 1	107 H	UC Irvi ne	5 6
									127 H	San Di ego	4 9
									127 H	San Di ego	4 3
									127 H	San Di ego	0 5
									140 H	Sai nt Mary' s (CA)	2 6
									140 H	Sai nt Mary' s (CA)	7 4
									140 H	Sai nt Mary' s (CA)	4 2
									161 A	Santa Clara	11 9
									161 A	Santa Clara	7 6
									161 A	Santa Clara	6 7
									168 A	Loyola Marymount	6 1
									168 A	Loyola Marymount	2 1
									168 A	Loyola Marymount	2 8
									170 H	Paci fic	7 4
									170 H	Paci fic	7 14
									170 H	Paci fic	0 1
									171 H	San Franci sco	0 4
									171 H	San Franci sco	4 6
									171 H	San Franci sco	4 6
									182 A	Seattle U	2 0
									182 A	Seattle U	13 2
									182 H	Seattle U	6 9
									183 A	UC Santa Barbara	0 1
									190 H	BYU	8 6
									190 H	BYU	2 6
									190 H	BYU	4 3
									227 H	Sai nt Joseph' s	8 0
									227 H	Sai nt Joseph' s	8 9
LAST 10 GAMES			LAST 10 GAMES			LAST 10 GAMES			LAST 10 GAMES		
183 A	UC Santa Barbara	0 1	127 H	San Di ego	4 3	183 A	UC Santa Barbara	0 1	127 H	San Di ego	4 3
101 A	Pepperdi ne	4 0	127 H	San Di ego	4 5	190 H	BYU	8 6	127 H	San Di ego	4 9
101 A	Pepperdi ne	2 6	127 H	San Di ego	4 9	190 H	BYU	2 6	182 A	Seattle U	2 0
101 A	Pepperdi ne	2 1	182 A	Seattle U	2 0	190 H	BYU	4 3	182 A	Seattle U	13 2
49 A	Washi ngton	6 4	182 A	Seattle U	13 2	227 H	Sai nt Joseph' s	8 0	227 H	Sai nt Joseph' s	8 9

Non-Div. I Games:

Portl and

RPI	S	Opponent	Score	
227	H	Sai nt Joseph' s	9	2
227	H	Sai nt Joseph' s	6	1
229	H	CSU Bakersfi el d	3	7
229	H	CSU Bakersfi el d	1	5
229	H	CSU Bakersfi el d	5	0
229	H	CSU Bakersfi el d	8	10

Portl and

P
o
r
t
l
a
n
d

P
o
r
t
l
a
n
d

Average RPI Win:		204	WON-LOST RECORD		WINNING PCT. RANK		LAST 10 GAMES		STRENGTH OF SCHEDULE		OPP. STRENGTH OF SCHEDULE		TEAM RPI		ADJ RPI		CONF. RPI		ADJ CONF. RPI	
DIV. I ONLY			29-27-0		.51786 134		7-3-0		216		201		174		.4852 174		19		19	
DIV. I NON-CONF.			10-16-0		.38462 217		0-0-0		265		222		252		.43815 252		20		20	
TOTALS		RPI 1-25		RPI 26-50		W-L RECORDS		RPI 51-100		RPI 101-150		RPI 150+								
29-27-0		0-2-0		0-0-0		OVERALL		1-4-0		10-12-0		18-9-0								
15-6-0		0-0-0		0-0-0		HOME		0-0-0		2-2-0		13-4-0								
10-13-0		0-1-0		0-0-0		AWAY		1-2-0		5-5-0		4-5-0								
4-8-0		0-1-0		0-0-0		NEUTRAL		0-2-0		3-5-0		1-0-0								
10-16-0		0-2-0		0-0-0		NON-CONFERENCE		0-0-0		2-7-0		8-7-0								
6-3-0		0-0-0		0-0-0		HOME		0-0-0		0-1-0		6-2-0								
3-8-0		0-1-0		0-0-		AWAY		0-0-0		2-2-0		1-5-0								
1-5-0		0-1-0		0-0-0		NEUTRAL		0-0-0		0-4-0		1-0-0								
19-11-0		0-0-0		0-0-0		CONFERENCE		1-4-0		8-5-0		10-2-0								
9-3-0		0-0-0		0-0-0		HOME		0-0-0		2-1-0		7-2-0								
7-5-0		0-0-0		0-0-0		AWAY		1-2-0		3-3-0		3-0-0								
3-3-0		0-0-0		0-0-0		NEUTRAL		0-2-0		3-1-0		0-0-0								
RPI	S	Opponent		Score		RPI	S	Opponent		Score		RPI	S	Opponent		Score				
21	N	Louisville		8	15							103	A	George Washington		5	3			
24	A	NC State		2	3							103	A	George Washington		0	1			
												103	A	George Washington		4	3			
												103	N	George Washington		11	3			
												103	N	George Washngton		9	4			
												116	N	Fordham		4	0			
												117	H	Richmond		1	5			
												117	H	Richmond		1	0			
												117	H	Richmond		5	1			
												117	N	Richmond		2	16			
												120	N	Butler		4	5			
												120	N	Butler		1	12			
												120	N	Butler		0	3			
												120	N	Butler		3	5			
												129	A	VCU		11	3			
												129	A	VCU		0	1			
												129	A	VCU		4	6			
												135	A	FIU		12	8			
												135	A	FIU		3	14			
												135	A	FIU		0	16			
												145	A	James Madi son		7	1			
												145	H	James Madi son		1	2			
												191	A	Georgetown		3	7			
												191	A	Georgetown		7	10			
												191	A	Georgetown		2	6			
												209	H	Fairfield		7	5			
												209	H	Fairfield		5	13			
												209	H	Fairfield		7	1			
												227	H	Saint Joseph' s		5	4			
												227	H	Saint Joseph' s		2	0			
												227	H	Saint Joseph' s		1	3			
												233	H	UMBC		11	4			
												244	A	The Ci tadel		0	3			
												252	H	Lafayette		12	3			
LAST 10 GAMES																				
						95	N	Saint Louis		0	5	283	A	La Salle		15	4			
						103	N	George Washington		9	4	283	A	La Salle		9	2			
						95	N	Saint Louis		4	5	283	A	La Salle		5	3			
						116	N	Fordham		4	0	227	H	Saint Joseph' s		2	0			
						103	N	George Washngton		11	3	227	H	Saint Joseph' s		1	3			

Non-Div. I Games:

George Mason

RPI	S	Opponent	Score	
252	H	Lafayette	13	12
252	H	Lafayette	2	3
259	H	Massachusetts	2	1
259	H	Massachusetts	0	1
259	H	Massachusetts	11	2
264	A	Longwood	10	13
273	A	Towson	16	9
273	H	Towson	14	7
277	H	St. Bonaventure	4	0
277	H	St. Bonaventure	7	6
277	H	St. Bonaventure	6	0
281	N	Villanova	6	1
283	A	La Salle	15	4
283	A	La Salle	5	3
283	A	La Salle	9	2

George Mason

G
e
o
r
g
e
M
a
s
o
n

G
e
o
r
g
e
M
a
s
o
n

Average RPI Win:		198	WON-LOST		WINNING		LAST 10		STRENGTH OF		OPP. STRENGTH		TEAM		ADJ		CONF.		ADJ CONF.	
Average RPI Loss:		144	RECORD		PCT. RANK		GAMES		SCHEDULE		OF SCHEDULE		RPI		RPI		RPI		RPI	
DIV. I ONLY			30-31-0		.4918 148		4-6-0		200		196		175		.48492 175		20		20	
DIV. I NON-CONF.			12-14-0		.46154 167		1-0-0		210		214		181		.48401 181		17		17	
TOTALS		RPI 1-25		RPI 26-50		W-L RECORDS		RPI 51-100		RPI 101-150		RPI 150+								
30-31-0		0-4-0		1-1-0		OVERALL		3-6-0		5-7-0		21-13-0								
15-9-0		0-0-0		0-0-0		HOME		2-1-0		0-0-0		13-8-0								
12-18-0		0-4-0		1-1-0		AWAY		1-3-0		3-6-0		7-4-0								
3-4-0		0-0-0		0-0-0		NEUTRAL		0-2-0		2-1-0		1-1-0								
12-14-0		0-1-0		1-1-0		NON-CONFERENCE		1-3-0		0-4-0		10-5-0								
6-3-0		0-0-0		0-0-0		HOME		0-0-0		0-0-0		6-3-0								
6-9-0		0-1-0		1-0-		AWAY		1-3-0		0-3-0		4-1-0								
0-2-0		0-0-0		0-0-0		NEUTRAL		0-0-0		0-1-0		0-1-0								
18-17-0		0-3-0		0-0-0		CONFERENCE		2-3-0		5-3-0		11-8-0								
9-6-0		0-0-0		0-0-0		HOME		2-1-0		0-0-0		7-5-0								
6-9-0		0-3-0		0-0-0		AWAY		0-0-0		3-3-0		3-3-0								
3-2-0		0-0-0		0-0-0		NEUTRAL		0-2-0		2-0-0		1-0-0								
RPI	S	Opponent		Score		RPI	S	Opponent		Score		RPI	S	Opponent		Score				
15	A	Tennessee Tech		6 12		31	A	Kentucky		5 16		60	A	UNCW		4 5				
15	A	Tennessee Tech		5 8		32	A	Vanderbil t		6 5		83	A	Vi rgi ni a		7 6				
15	A	Tennessee Tech		4 5								83	A	Vi rgi ni a		3 12				
21	A	Loui svi l l e		2 4								83	A	Vi rgi ni a		1 13				
												100	H	Morehead St.		10 4				
												100	H	Morehead St.		4 3				
												100	H	Morehead St.		2 10				
												100	N	Morehead St.		7 12				
												100	N	Morehead St.		2 5				
														141 A Mercer		9 14				
														141 A Mercer		3 10				
														141 A Mercer		4 5				
														159 A Xavi er		12 8				
														159 H Xavi er		14 22				
														165 A ETSU		7 12				
														165 H ETSU		9 4				
														184 A Dayton		11 6				
														200 H Southeast Mo. St.		6 7				
														200 H Southeast Mo. St.		9 10				
														200 H Southeast Mo. St.		2 7				
														202 N Lehi gh		4 5				
														206 A Western Ky.		7 5				
														206 H Western Ky.		9 13				
														222 H SIUE		10 7				
														222 H SIUE		11 8				
														222 H SIUE		15 3				
														228 H Eastern Ill.		7 1				
														228 H Eastern Ill.		5 4				
														228 H Eastern Ill.		5 0				
														241 H Western Caro.		10 5				
														243 H Murray St.		6 7				
														243 H Murray St.		10 11				
														243 H Murray St.		7 5				
														243 N Murray St.		13 6				
														243 N Murray St.		13 6				
														243 N Murray St.		13 6				
														243 N Murray St.		13 6				
														243 N Murray St.		13 6				
														243 N Murray St.		13 6				
														243 N Murray St.		13 6				
														243 N Murray St.		13 6				
														243 N Murray St.		13 6				
														243 N Murray St.		13 6				
														243 N Murray St.		13 6				
														243 N Murray St.		13 6				
														243 N Murray St.		13 6				
														243 N Murray St.		13 6				
														243 N Murray St.		13 6				
														243 N Murray St.		13 6				
														243 N Murray St.		13 6				
														243 N Murray St.		13 6				
														243 N Murray St.		13 6				
														243 N Murray St.		13 6				
														243 N Murray St.		13 6				
														243 N Murray St.		13 6				
														243 N Murray St.		13 6				
														243 N Murray St.		13 6				
														243 N Murray St.		13 6				
														243 N Murray St.		13 6				
														243 N Murray St.		13 6				
														243 N Murray St.		13 6				
														243 N Murray St.		13 6				
														243 N Murray St.		13 6				
														243 N Murray St.		13 6				
														2						

Non-Div. I Games:

Eastern Ky.

RPI	S	Opponent	Score	
266	A	Belmont	5	15
266	A	Belmont	4	6
266	A	Belmont	2	3
267	A	UT Martin	7	6
267	A	UT Martin	5	3
267	A	UT Martin	9	4
275	H	Coppin St.	15	1
275	H	Coppin St.	14	4
275	H	Coppin St.	10	8
278	A	Northern Ky.	12	9
278	H	Northern Ky.	6	14
282	H	Bowling Green	9	0

Eastern Ky.

E
a
s
t
e
r
n
K
y
.

E
a
s
t
e
r
n
K
y
.

L
i
p
s
c
o
m
b

Li pscomb

Average RPI Win: 130		WON-LOST	WINNING	LAST 10	STRENGTH OF		OPP. STRENGTH	TEAM	ADJ	CONF.	ADJ CONF.
Average RPI Loss: 97		RECORD	PCT. RANK	GAMES	SCHEDULE		OF SCHEDULE	RPI	RPI	RPI	RPI
DIV. I ONLY		20-32-0	.38462	230	4-6-0		108	66	177	.4836	177
DIV. I NON-CONF.		9-12-0	.42857	191	0-2-0		150	57	173	.48856	171
TOTALS		RPI 1-25	RPI 26-50		W-L RECORDS		RPI 51-100		RPI 101-150		RPI 150+
20-32-0		0-5-0	1-7-0		OVERALL		7-5-0		7-8-0		5-7-0
11-14-0		0-4-0	0-3-0		HOME		3-3-0		5-3-0		3-1-0
9-17-0		0-1-0	1-4-0		AWAY		4-2-0		2-5-0		2-5-0
0-1-0		0-0-0	0-0-0		NEUTRAL		0-0-0		0-0-0		0-1-0
9-12-0		0-2-0	1-4-0		NON-CONFERENCE		0-0-0		5-4-0		3-2-0
6-4-0		0-1-0	0-0-0		HOME		0-0-0		3-2-0		3-1-0
3-8-0		0-1-0	1-0-		AWAY		0-0-0		2-2-0		0-1-0
0-0-0		0-0-0	0-0-0		NEUTRAL		0-0-0		0-0-0		0-0-0
11-20-0		0-3-0	0-3-0		CONFERENCE		7-5-0		2-4-0		2-5-0
5-10-0		0-3-0	0-3-0		HOME		3-3-0		2-1-0		0-0-0
6-9-0		0-0-0	0-0-0		AWAY		4-2-0		0-3-0		2-4-0
0-1-0		0-0-0	0-0-0		NEUTRAL		0-0-0		0-0-0		0-1-0
RPI S	Opponent	Score	RPI S	Opponent	Score	RPI S	Opponent	Score	RPI S	Opponent	Score
4 A	Ole Miss	3 10	27 A	Missouri St.	4 1	51 A	South Alabama	6 9	118 H	Texas St.	2 1
4 H	Ole Miss	8 15	27 A	Missouri St.	4 5	51 A	South Alabama	6 3	118 H	Texas St.	3 10
25 H	Coastal Caro.	14 26	27 A	Missouri St.	4 12	51 A	South Alabama	6 3	118 H	Texas St.	6 1
25 H	Coastal Caro.	1 3	41 H	Troy	10 13	58 H	Louisiana	14 2	123 H	Illinois St.	1 0
25 H	Coastal Caro.	3 8	41 H	Troy	9 12	58 H	Louisiana	1 6	123 H	Illinois St.	4 11
			41 H	Troy	3 4	58 H	Louisiana	8 7	123 H	Illinois St.	3 18
			47 A	Missouri	9 14	81 H	Ga. Southern	6 5	137 A	Georgia St.	3 12
			47 A	Missouri	1 11	81 H	Ga. Southern	5 10	137 A	Georgia St.	2 3
						81 H	Ga. Southern	1 4	137 A	Georgia St.	7 16
						97 A	Little Rock	4 1	143 A	Central Ark.	3 14
						97 A	Little Rock	7 6	143 H	Central Ark.	12 5
						97 A	Little Rock	2 6	144 H	Southern Ill.	9 8
									147 A	New Orleans	6 3
									147 A	New Orleans	1 2
									147 A	New Orleans	12 3
									185 A	UT Arlington	2 4
									185 A	UT Arlington	2 11
									185 A	UT Arlington	6 4
									185 N	UT Arlington	4 5
									192 A	Memphis	1 4
									192 H	Memphis	3 6
									196 A	La. -Monroe	0 4
									196 A	La. -Monroe	31 7
									196 A	La. -Monroe	0 2
									200 H	Southeast Mo. St.	7 6
									267 H	UT Martin	13 5
									292 H	Mississippi Val.	9 0
LAST 10 GAMES											
			185 N	UT Arlington	4 5	81 H	Ga. Southern	1 4			
			97 A	Little Rock	2 6	81 H	Ga. Southern	5 10			
			97 A	Little Rock	4 1	81 H	Ga. Southern	6 5			
			97 A	Little Rock	7 6	143 A	Central Ark.	3 14			
			4 H	Ole Miss	8 15	118 H	Texas St.	2 1			

Non-Div. I Games:

Arkansas St.

Average RPI Win: 198		WON-LOST	WINNING	LAST 10	STRENGTH OF		OPP. STRENGTH	TEAM	ADJ	CONF.	ADJ CONF.
Average RPI Loss: 151		RECORD	PCT. RANK	GAMES	SCHEDULE		OF SCHEDULE	RPI	RPI	RPI	RPI
DIV. I ONLY		25-29-0	.46296	176	5-5-0		206	198	178	.48323	178
DIV. I NON-CONF.		11-16-0	.40741	205	2-2-0		175	103	169	.49096	169
TOTALS		RPI 1-25	RPI 26-50		W-L RECORDS		RPI 51-100		RPI 101-150		RPI 150+
25-29-0		0-1-0	0-4-0		OVERALL		3-2-0		2-8-0		20-14-0
9-5-0		0-1-0	0-0-0		HOME		0-0-0		0-0-0		9-4-0
10-19-0		0-0-0	0-4-0		AWAY		1-2-0		2-5-0		7-8-0
6-5-0		0-0-0	0-0-0		NEUTRAL		2-0-0		0-3-0		4-2-0
11-16-0		0-1-0	0-4-0		NON-CONFERENCE		3-2-0		1-5-0		7-4-0
2-3-0		0-1-0	0-0-0		HOME		0-0-0		0-0-0		2-2-0
6-11-0		0-0-0	0-0-0		AWAY		1-2-0		1-3-0		4-2-0
3-2-0		0-0-0	0-0-0		NEUTRAL		2-0-0		0-2-0		1-0-0
14-13-0		0-0-0	0-0-0		CONFERENCE		0-0-0		1-3-0		13-10-0
7-2-0		0-0-0	0-0-0		HOME		0-0-0		0-0-0		7-2-0
4-8-0		0-0-0	0-0-0		AWAY		0-0-0		1-2-0		3-6-0
3-3-0		0-0-0	0-0-0		NEUTRAL		0-0-0		0-1-0		3-2-0
RPI S	Opponent	Score	RPI S	Opponent	Score	RPI S	Opponent	Score	RPI S	Opponent	Score
20 H	UConn	7 14	32 A	Vanderbilt	0 15	71 A	Wake Forest	1 8	138 A	Marist	7 8
			32 A	Vanderbilt	2 15	71 A	Wake Forest	5 3	145 A	James Madison	7 6
			32 A	Vanderbilt	2 9	71 A	Wake Forest	7 14	145 A	James Madison	4 5
			39 A	Northeastern	2 4	100 N	Morehead St.	2 1	145 A	James Madison	5 6
						100 N	Morehead St.	12 6	148 A	Hartford	7 6
									148 A	Hartford	3 6
									148 A	Hartford	9 13
									148 N	Hartford	3 4
									150 N	Ball St.	5 8
									150 N	Ball St.	3 4
									167 N	Gardner-Webb	9 0
									169 A	VMI	8 4
									169 A	VMI	9 5
									169 A	VMI	3 6
									172 H	Boston College	4 9
									181 A	Stony Brook	5 6
									181 A	Stony Brook	6 5
									181 A	Stony Brook	8 9
									181 H	Stony Brook	0 3
									181 H	Stony Brook	2 0
									181 H	Stony Brook	5 3
									181 N	Stony Brook	5 6
									209 H	Fairfield	3 1
									209 H	Fairfield	3 5
									209 H	Fairfield	7 4
									220 H	Maine	1 0
									220 H	Maine	4 9
									220 H	Maine	9 8
									221 A	Binghamton	1 5
									221 A	Binghamton	0 3
									221 A	Binghamton	2 10
									233 H	UMBC	8 0
									233 H	UMBC	9 2
									233 H	UMBC	3 1

Non-Div. I Games:

UMass Lowell

RPI	S	Opponent	Score	
237	A	Siena	9	14
247	A	Dartmouth	12	8
253	A	Albany (NY)	8	2
253	A	Albany (NY)	1	7
253	A	Albany (NY)	12	4
253	N	Albany (NY)	1	0
253	N	Albany (NY)	4	0
253	N	Albany (NY)	0	1
253	N	Albany (NY)	3	2
259	A	Massachusetts	4	1

UMass Lowell I

U
M
a
s
s
L
o
w
e
l
l

U
M
a
s
s
L
o
w
e
l
l

[illegible]

Non-Div. I Games:

Manhattan

RPI	S	Opponent	Score	
250	A	Niagara	1	3
253	A	Albany (NY)	2	3
253	H	Albany (NY)	4	3
262	A	UNC Asheville	16	2
262	A	UNC Asheville	3	9
262	A	UNC Asheville	8	3
281	A	Villanova	7	5
283	A	La Salle	11	6
285	H	Rider	12	2
285	H	Rider	4	8
285	H	Rider	3	2
295	A	Saint Peter's	2	0
295	A	Saint Peter's	18	2
295	A	Saint Peter's	15	5

Manhattan

Manhattan

Manhattan

Average RPI Win: 160		WON-LOST	WINNING	LAST 10	STRENGTH OF		OPP. STRENGTH	TEAM	ADJ		CONF.	ADJ CONF.
Average RPI Loss: 100		RECORD	PCT. RANK	GAMES	SCHEDULE		OF SCHEDULE	RPI	RPI		RPI	RPI
DIV. I ONLY		18-36-0	.33333	255	5-5-0		89	93	180		.48291	180
DIV. I NON-CONF.		9-15-0	.375	220	0-1-0		94	190	164		.49242	164
TOTALS		RPI 1-25	RPI 26-50		W-L RECORDS		RPI 51-100		RPI 101-150		RPI 150+	
18-36-0		1-3-0	1-2-0		OVERALL		3-16-0		1-8-0		12-7-0	
6-13-0		1-2-0	1-2-0		HOME		1-5-0		0-0-0		3-4-0	
12-22-0		0-1-0	0-0-0		AWAY		2-11-0		1-8-0		9-2-0	
0-1-0		0-0-0	0-0-0		NEUTRAL		0-0-0		0-0-0		0-1-0	
9-15-0		0-1-0	0-0-0		NON-CONFERENCE		2-5-0		0-3-0		7-6-0	
3-4-0		0-0-0	0-0-0		HOME		0-0-0		0-0-0		3-4-0	
6-10-0		0-1-0	0-0-		AWAY		2-5-0		0-3-0		4-1-0	
0-1-0		0-0-0	0-0-0		NEUTRAL		0-0-0		0-0-0		0-1-0	
9-21-0		1-2-0	1-2-0		CONFERENCE		1-11-0		1-5-0		5-1-0	
3-9-0		1-2-0	1-2-0		HOME		1-5-0		0-0-0		0-0-0	
6-12-0		0-0-0	0-0-0		AWAY		0-6-0		1-5-0		5-1-0	
0-0-0		0-0-0	0-0-0		NEUTRAL		0-0-0		0-0-0		0-0-0	
RPI S	Opponent	Score	RPI S	Opponent	Score	RPI S	Opponent	Score	RPI S	Opponent	Score	
5 A	North Carolina	1 4	41 H	Troy	5 2	51 A	South Alabama	0 2	110 A	Elon	0 10	
25 H	Coastal Caro.	5 10	41 H	Troy	3 15	51 A	South Alabama	1 9	110 A	Elon	2 5	
25 H	Coastal Caro.	11 7	41 H	Troy	2 6	51 A	South Alabama	0 5	110 A	Elon	0 5	
25 H	Coastal Caro.	4 10				58 H	Louisiana	2 6	118 A	Texas St.	2 3	
						58 H	Louisiana	4 5	118 A	Texas St.	2 8	
						58 H	Louisiana	3 4	118 A	Texas St.	2 7	
						60 A	UNCW	6 2	137 A	Georgia St.	4 3	
						60 A	UNCW	0 2	137 A	Georgia St.	2 4	
						60 A	UNCW	1 2	137 A	Georgia St.	2 3	
						67 A	UNCG	3 10	167 A	Gardner-Webb	8 4	
						67 A	UNCG	6 4	167 N	Gardner-Webb	1 8	
						67 A	UNCG	6 11	185 A	UT Arlington	6 4	
						71 A	Wake Forest	3 7	185 A	UT Arlington	2 1	
						81 A	Ga. Southern	1 7	185 A	UT Arlington	5 0	
						81 A	Ga. Southern	0 2	196 A	La. -Monroe	4 1	
						81 A	Ga. Southern	4 11	196 A	La. -Monroe	4 1	
						97 H	Little Rock	4 10	196 A	La. -Monroe	0 5	
						97 H	Little Rock	7 6	203 H	Marshall	2 4	
						97 H	Little Rock	6 12	203 H	Marshall	5 14	
									203 H	Marshall	8 5	
									210 A	N. C. A&T	2 9	
									210 H	N. C. A&T	2 0	
									213 A	Radford	5 1	
									213 H	Radford	3 8	
									226 A	N. C. Central	6 0	
									226 H	N. C. Central	6 7	
									241 A	Western Caro.	13 3	
									241 H	Western Caro.	4 2	
			LAST 10 GAMES									
			25 H	Coastal Caro.	11 7	137 A	Georgia St.	4 3				
			25 H	Coastal Caro.	5 10	137 A	Georgia St.	2 4				
			25 H	Coastal Caro.	4 10	185 A	UT Arlington	6 4				
			213 H	Radford	3 8	185 A	UT Arlington	2 1				
			137 A	Georgia St.	2 3	185 A	UT Arlington	5 0				

Non-Div. I Games:

Appalachian St.

Average RPI Win:		207	WON-LOST RECORD		WINNING PCT. RANK		LAST 10 GAMES		STRENGTH OF SCHEDULE		OPP. STRENGTH OF SCHEDULE		TEAM RPI		ADJ RPI		CONF. RPI		ADJ CONF. RPI						
DIV. I ONLY			32-25-0		.5614		105		5-5-0		244		240		181		.48217		181		23		23		
DIV. I NON-CONF.			17-11-0		.60714		84		0-0-0		173		267		123		.50856		123		21		21		
TOTALS		RPI 1-25		RPI 26-50		W-L RECORDS		RPI 51-100		RPI 101-150		RPI 150+													
32-25-0		0-3-0		0-0-0		OVERALL		2-3-0		2-3-0		28-16-0													
17-11-0		0-0-0		0-0-0		HOME		2-3-0		2-1-0		13-7-0													
10-12-0		0-3-0		0-0-0		AWAY		0-0-0		0-0-0		10-9-0													
5-2-0		0-0-0		0-0-0		NEUTRAL		0-0-0		0-2-0		5-0-0													
17-11-0		0-3-0		0-0-0		NON-CONFERENCE		2-3-0		0-0-0		15-5-0													
10-6-0		0-0-0		0-0-0		HOME		2-3-0		0-0-0		8-3-0													
5-5-0		0-3-0		0-0-		AWAY		0-0-0		0-0-0		5-2-0													
2-0-0		0-0-0		0-0-0		NEUTRAL		0-0-0		0-0-0		2-0-0													
15-14-0		0-0-0		0-0-0		CONFERENCE		0-0-0		2-3-0		13-11-0													
7-5-0		0-0-0		0-0-0		HOME		0-0-0		2-1-0		5-4-0													
5-7-0		0-0-0		0-0-0		AWAY		0-0-0		0-0-0		5-7-0													
3-2-0		0-0-0		0-0-0		NEUTRAL		0-0-0		0-2-0		3-0-0													
RPI	S	Opponent	Score		RPI	S	Opponent	Score		RPI	S	Opponent	Score		RPI	S	Opponent	Score							
3	A	Florida	5	12						76	H	Wagner	6	14	148	H	Hartford	0	7						
3	A	Florida	1	3						76	H	Wagner	2	7	148	H	Hartford	3	2						
3	A	Florida	0	8						76	H	Wagner	3	7	148	H	Hartford	8	5						
										88	H	Bryant	9	1	148	N	Hartford	4	9						
										88	H	Bryant	5	3	148	N	Hartford	0	2						
															178	A	UMass Lowell	3	5						
															178	A	UMass Lowell	3	0						
															178	A	UMass Lowell	0	2						
															178	H	UMass Lowell	6	5						
															178	H	UMass Lowell	5	6						
															178	H	UMass Lowell	9	8						
															178	N	UMass Lowell	6	5						
															179	H	Manhattan	3	12						
															179	H	Manhattan	4	3						
															188	A	Nicholls St.	7	14						
															188	A	Nicholls St.	6	3						
															188	A	Nicholls St.	6	5						
															188	A	Nicholls St.	5	4						
															209	A	Fairfield	10	19						
															211	H	LIU Brooklyn	5	3						
															220	A	Maine	2	4						
															220	A	Maine	4	1						
															220	A	Maine	5	2						
															220	N	Maine	11	4						
															220	N	Maine	2	1						
															221	A	Binghamton	5	8						
															221	A	Binghamton	3	1						
															221	A	Binghamton	5	0						
															221	H	Binghamton	6	8						
															221	H	Binghamton	15	12						
															221	H	Binghamton	7	5						
															223	H	Quinnipiac	10	4						
															223	H	Quinnipiac	9	2						
															223	H	Quinnipiac	5	1						
LAST 10 GAMES					148 N Hartford					4	9	178 A UMass Lowell					3	5	221 A Binghamton					3	1
					178 N UMass Lowell					6	5	178 A UMass Lowell					0	2	221 H Binghamton					6	8
					220 N Maine					11	4	178 A UMass Lowell					3	0	221 H Binghamton					15	12
					148 N Hartford					0	2	148 H Hartford					3	2	221 H Binghamton					7	5
					220 N Maine					2	1	148 H Hartford					0	7	223 H Quinnipiac					10	4
																			223 H Quinnipiac					9	2
																			223 H Quinnipiac					5	1

Non-Div. I Games:

Stony Brook

RPI	S	Opponent	Score	
233	H	UMBC	11	6
233	H	UMBC	2	9
233	H	UMBC	1	3
246	H	Sacred Heart	17	7
246	N	Sacred Heart	7	6
253	A	Albany (NY)	4	5
253	A	Albany (NY)	4	16
253	A	Albany (NY)	3	4
257	A	Iona	6	0
257	H	Iona	5	2
257	H	Iona	6	10
257	N	Iona	5	3
259	H	Massachusetts	3	4
265	H	Central Conn. St.	5	0
290	A	Norfolk St.	12	0

Stony Brook

S
t
o
n
y
B
r
o
o
k

S
t
o
n
y
B
r
o
o
k

Average RPI Win: 192		WON-LOST	WINNING	LAST 10	STRENGTH OF		OPP. STRENGTH	TEAM	ADJ	CONF.	ADJ CONF.
Average RPI Loss: 145		RECORD	PCT. RANK	GAMES	SCHEDULE		OF SCHEDULE	RPI	RPI	RPI	RPI
DIV. I ONLY		32-23-0	.58182	88	4-6-0		246	186	182	.48196	182
DIV. I NON-CONF.		17-10-0	.62963	67	0-0-0		272	169	201	.47407	201
TOTALS		RPI 1-25	RPI 26-50		W-L RECORDS		RPI 51-100		RPI 101-150		RPI 150+
32-23-0		0-0-0	1-1-0		OVERALL		2-5-0		5-8-0		24-9-0
19-14-0		0-0-0	0-1-0		HOME		1-0-0		2-5-0		16-8-0
9-6-0		0-0-0	1-0-0		AWAY		1-3-0		1-2-0		6-1-0
4-3-0		0-0-0	0-0-0		NEUTRAL		0-2-0		2-1-0		2-0-0
17-10-0		0-0-0	1-1-0		NON-CONFERENCE		1-2-0		3-2-0		12-5-0
13-8-0		0-0-0	0-1-0		HOME		1-0-0		2-2-0		10-5-0
2-1-0		0-0-0	1-0-		AWAY		0-1-0		0-0-0		1-0-0
2-1-0		0-0-0	0-0-0		NEUTRAL		0-1-0		1-0-0		1-0-0
15-13-0		0-0-0	0-0-0		CONFERENCE		1-3-0		2-6-0		12-4-0
6-6-0		0-0-0	0-0-0		HOME		0-0-0		0-3-0		6-3-0
7-5-0		0-0-0	0-0-0		AWAY		1-2-0		1-2-0		5-1-0
2-2-0		0-0-0	0-0-0		NEUTRAL		0-1-0		1-1-0		1-0-0
RPI S	Opponent	Score	RPI S	Opponent	Score	RPI S	Opponent	Score	RPI S	Opponent	Score
			49 A	Washington	8 3	64 H	Gonzaga	6 4	102 N	Notre Dame	11 7
			49 H	Washington	2 7	70 N	Seton Hall	9 14	106 H	Rhode Island	2 1
						87 A	New Mexico St.	6 12	106 H	Rhode Island	2 4
						87 A	New Mexico St.	2 12	106 H	Rhode Island	1 8
						87 A	New Mexico St.	5 4	106 H	Rhode Island	5 4
						87 N	New Mexico St.	1 11	114 A	Sacramento St.	1 5
						92 A	Oregon	0 14	114 A	Sacramento St.	1 10
									114 A	Sacramento St.	4 3
									114 N	Sacramento St.	7 12
									122 H	Grand Canyon	5 7
									122 H	Grand Canyon	3 5
									122 H	Grand Canyon	3 12
									122 N	Grand Canyon	3 2
									155 H	Air Force	4 1
									155 H	Air Force	11 5
									170 H	Pacific	11 2
									170 H	Pacific	5 3
									170 H	Pacific	5 8
									170 H	Pacific	6 5
									173 A	Portland	9 6
									173 H	Portland	0 2
									173 H	Portland	2 13
									186 H	Washington St.	4 3
									216 H	Northern Colo.	6 7
									216 H	Northern Colo.	8 1
									216 H	Northern Colo.	6 5
									216 N	Northern Colo.	8 3
									229 H	CSU Bakersfield	10 4
									229 H	CSU Bakersfield	8 6
									229 H	CSU Bakersfield	5 7
									235 H	UTRGV	4 3
									235 H	UTRGV	2 6
									235 H	UTRGV	12 8
									245 A	Utah Valley	4 1
LAST 10 GAMES			114 N	Sacramento St.	7 12	122 H	Grand Canyon	3 5	3	12	9
			87 N	New Mexico St.	1 11	122 H	Grand Canyon	3 12	2	9	1
			122 N	Grand Canyon	3 2	245 A	Utah Valley	4 1	13	2	
			216 N	Northern Colo.	8 3	245 A	Utah Valley	4 1			
			122 H	Grand Canyon	5 7	245 A	Utah Valley	13 2			

Non-Div. I Games: British Colum. (CAN) 4 2 Puget Sound 9 2

Seattle U

RPI	S	Opponent	Score
245	A	Utah Valley	2 9
245	A	Utah Valley	13 2
253	H	Albany (NY)	4 6
253	H	Albany (NY)	12 4
253	H	Albany (NY)	6 7
261	A	Chicago St.	10 1
261	A	Chicago St.	10 0
261	A	Chicago St.	13 1
263	N	Youngstown St.	5 2
287	H	Alcorn	13 6
287	H	Alcorn	13 0
287	H	Alcorn	11 1

Seattle U

S
e
a
t
t
l
e
U

S
e
a
t
t
l
e
U

Average RPI Win:	170	WON-LOST RECORD	WINNING PCT. RANK	LAST 10 GAMES	STRENGTH OF SCHEDULE	OPP. STRENGTH OF SCHEDULE	TEAM RPI	ADJ RPI	CONF. RPI	ADJ CONF. RPI			
Average RPI Loss:	122												
DIV. I ONLY	27-28-1	.49107	150	5-5-0	171	128	183	.48187	183	14	14		
DIV. I NON-CONF.	17-14-1	.54688	116	2-0-0	172	163	166	.4917	166	11	11		
<hr/>													
TOTALS	RPI 1-25	RPI 26-50		W-L RECORDS	RPI 51-100		RPI 101-150		RPI 150+				
27-28-1	0-1-0	2-1-0		OVERALL	0-3-0		9-17-1		16-6-0				
21-12-1	0-0-0	2-1-0		HOME	0-0-0		6-8-1		13-3-0				
5-15-0	0-0-0	0-0-0		AWAY	0-3-0		3-9-0		2-3-0				
1-1-0	0-1-0	0-0-0		NEUTRAL	0-0-0		0-0-0		1-0-0				
17-14-1	0-1-0	0-0-0		NON-CONFERENCE	0-3-0		6-8-1		11-2-0				
14-7-1	0-0-0	0-0-0		HOME	0-0-0		5-6-1		9-1-0				
2-6-0	0-0-0	0-0-		AWAY	0-3-0		1-2-0		1-1-0				
1-1-0	0-1-0	0-0-0		NEUTRAL	0-0-0		0-0-0		1-0-0				
10-14-0	0-0-0	2-1-0		CONFERENCE	0-0-0		3-9-0		5-4-0				
7-5-0	0-0-0	2-1-0		HOME	0-0-0		1-2-0		4-2-0				
3-9-0	0-0-0	0-0-0		AWAY	0-0-0		2-7-0		1-2-0				
0-0-0	0-0-0	0-0-0		NEUTRAL	0-0-0		0-0-0		0-0-0				
RPI S Opponent	Score	RPI S Opponent	Score	RPI S Opponent	Score	RPI S Opponent	Score	RPI S Opponent	Score				
18 N Mississippi St.	4 7	44 H Cal St. Fullerton	0 3	53 A San Diego St.	1 9	101 A Pepperdi ne	3 5	44 H Cal St. Fullerton	2 1	53 A San Diego St.	5 7	101 H Pepperdi ne	1 3
		44 H Cal St. Fullerton	6 5	53 A San Diego St.	4 8	107 A UC Irvine	1 11	107 A UC Irvine	9 4	107 A UC Irvine	2 10	112 A Long Beach St.	3 2
						112 A Long Beach St.	0 12	112 A Long Beach St.	8 9	112 A Long Beach St.	0 2	114 H Sacramento St.	10 2
						114 H Sacramento St.	3 12	114 H Sacramento St.	5 6	118 H Texas St.	0 1	118 H Texas St.	4 4
						118 H Texas St.	4 4	119 H CSUN	4 6	119 H CSUN	12 0	119 H CSUN	3 6
						121 A Southern Cal i forni a	8 5	121 H Southern Cal i forni a	3 9	128 A Cal Poly	2 4	128 A Cal Poly	3 9
						128 A Cal Poly	3 5	133 H San Jose St.	11 1	133 H San Jose St.	4 3	133 H San Jose St.	9 2
						134 A Fresno St.	1 6	134 H Fresno St.	7 2	152 H Hawai i	6 5	152 H Hawai i	6 10
						134 H Fresno St.	7 2	152 H Hawai i	6 10	152 H Hawai i	4 3	157 A A&M-Corpus Christi	1 2
						152 H Hawai i	6 5	152 H Hawai i	4 3	168 H Loyola Marymount	13 4	173 H Portland	1 0
						128 A Cal Poly	3 9	173 H Portland	1 0	188 N Nichol l s St.	8 6		
						152 H Hawai i	6 10						
						152 H Hawai i	6 5						
						229 H CSU Bakersfiel d	6 5						
						112 A Long Beach St.	3 2						
						112 A Long Beach St.	0 12						

Non-Div. I Games:

UC Santa Barbara

RPI	S	Opponent	Score	
212	A	UC Davi s	3	4
212	A	UC Davi s	3	5
212	A	UC Davi s	5	1
229	A	CSU Bakersfi el d	9	5
229	H	CSU Bakersfi el d	6	5
231	H	UC Ri versi de	10	14
231	H	UC Ri versi de	9	8
231	H	UC Ri versi de	14	2
235	H	UTRGV	4	2
235	H	UTRGV	7	2
235	H	UTRGV	7	5
240	H	Penn St.	10	4
240	H	Penn St.	7	8
240	H	Penn St.	4	0
247	H	Dartmouth	15	5

UC Santa Barbara

U
C
S
a
n
t
a
B
a
r
b
a
r
a

U
C
S
a
n
t
a
B
a
r
b
a
r
a

Average RPI Win:		184	WON-LOST		WINNING		LAST 10		STRENGTH OF		OPP. STRENGTH		TEAM	ADJ		CONF.	ADJ CONF.
Average RPI Loss:		132	RECORD		PCT. RANK		GAMES		SCHEDULE		OF SCHEDULE		RPI	RPI		RPI	RPI
DIV. I ONLY			21-31-0		.40385 215		7-3-0		137		195		184	.48054 184		19	19
DIV. I NON-CONF.			11-17-0		.39286 212		3-0-0		217		247		217	.46673 217		20	20
TOTALS		RPI 1-25		RPI 26-50		W-L RECORDS		RPI 51-100		RPI 101-150		RPI 150+					
21-31-0		0-2-0		0-0-0		OVERALL		3-6-0		8-16-0		10-7-0					
10-10-0		0-0-0		0-0-0		HOME		0-3-0		4-5-0		6-2-0					
10-21-0		0-2-0		0-0-0		AWAY		3-3-0		4-11-0		3-5-0					
1-0-0		0-0-0		0-0-0		NEUTRAL		0-0-0		0-0-0		1-0-0					
11-17-0		0-2-0		0-0-0		NON-CONFERENCE		0-3-0		3-6-0		8-6-0					
6-2-0		0-0-0		0-0-0		HOME		0-0-0		2-1-0		4-1-0					
4-15-0		0-2-0		0-0-		AWAY		0-3-0		1-5-0		3-5-0					
1-0-0		0-0-0		0-0-0		NEUTRAL		0-0-0		0-0-0		1-0-0					
10-14-0		0-0-0		0-0-0		CONFERENCE		3-3-0		5-10-0		2-1-0					
4-8-0		0-0-0		0-0-0		HOME		0-3-0		2-4-0		2-1-0					
6-6-0		0-0-0		0-0-0		AWAY		3-0-0		3-6-0		0-0-0					
0-0-0		0-0-0		0-0-0		NEUTRAL		0-0-0		0-0-0		0-0-0					
RPI	S	Opponent		Score		RPI	S	Opponent		Score		RPI	S	Opponent		Score	
1	A	Arkansas		0	11							103	H	George Washington		2	17
1	A	Arkansas		1	18							103	H	George Washington		15	9
						69	A	Wright St.		2	11	103	H	George Washington		2	9
						69	A	Wright St.		3	7	106	H	Rhode Island		3	5
						91	A	Wofford		2	4	106	H	Rhode Island		3	13
						95	H	Saint Louis		4	8	106	H	Rhode Island		9	4
						95	H	Saint Louis		8	9	113	A	High Point		2	12
						95	H	Saint Louis		4	17	113	A	High Point		3	4
						99	A	Davidson		9	5	113	A	High Point		7	8
						99	A	Davidson		8	6	116	A	Fordham		4	1
						99	A	Davidson		12	1	116	A	Fordham		1	3
												116	A	Fordham		3	10
												117	A	Richmond		3	7
												117	A	Richmond		0	4
												117	A	Richmond		7	6
												129	A	VCU		1	10
												129	A	VCU		6	1
												129	A	VCU		4	9
												146	A	Virginia Tech		3	19
												148	H	Hartford		7	4
												150	A	Ball St.		2	3
												150	A	Ball St.		4	3
												150	H	Ball St.		2	10
												150	H	Ball St.		3	0
												175	H	Eastern Ky.		6	11
												217	A	Tol edo		6	7
												217	H	Tol edo		4	2
												218	A	Eastern Mich.		9	4
												218	H	Eastern Mich.		11	9
												230	A	USC Upstate		6	5
												230	A	USC Upstate		0	8
												230	A	USC Upstate		8	10
												230	A	USC Upstate		2	15
												268	N	Evansville		6	3
LAST 10 GAMES																	
						99	A	Davidson		12	1	106	H	Rhode Island		3	13
						99	A	Davidson		8	6	106	H	Rhode Island		9	4
						99	A	Davidson		9	5	218	A	Eastern Mich.		9	4
						217	H	Tol edo		4	2	282	H	Bowling Green		14	5
						106	H	Rhode Island		3	5	116	A	Fordham		1	3

Non-Div. I Games:

Dayton

RPI	S	Opponent	Score	
272	H	Ohio	6	3
277	H	St. Bonaventure	12	0
277	H	St. Bonaventure	0	2
277	H	St. Bonaventure	7	4
282	A	Bowling Green	4	5
282	H	Bowling Green	14	5
291	A	Purdue Fort Wayne	18	5

Dayton

D
a
y
t
o
n

D
a
y
t
o
n

Average RPI Win:		138	WON-LOST RECORD		WINNING PCT. RANK		LAST 10 GAMES		STRENGTH OF SCHEDULE		OPP. STRENGTH OF SCHEDULE		TEAM RPI		ADJ RPI		CONF. RPI		ADJ CONF. RPI		
DIV. I ONLY			22-35-0		.38596 229		1-9-0		96		78		185		.48022 185		8		8		
DIV. I NON-CONF.			10-14-0		.41667 197		0-0-0		35		119		148		.49934 148		6		6		
TOTALS		RPI 1-25		RPI 26-50		W-L RECORDS		RPI 51-100		RPI 101-150		RPI 150+									
22-35-0		2-1-0		2-5-0		OVERALL		5-18-0		3-3-0		10-8-0									
15-15-0		1-0-0		1-2-0		HOME		2-3-0		3-3-0		8-7-0									
6-18-0		1-0-0		1-3-0		AWAY		3-14-0		0-0-0		1-1-0									
1-2-0		0-1-0		0-0-0		NEUTRAL		0-1-0		0-0-0		1-0-0									
10-14-0		2-0-0		1-3-0		NON-CONFERENCE		2-8-0		0-0-0		5-3-0									
8-7-0		1-0-0		1-2-0		HOME		2-3-0		0-0-0		4-2-0									
2-7-0		1-0-0		0-0-		AWAY		0-5-0		0-0-0		1-1-0									
0-0-0		0-0-0		0-0-0		NEUTRAL		0-0-0		0-0-0		0-0-0									
12-21-0		0-1-0		1-2-0		CONFERENCE		3-10-0		3-3-0		5-5-0									
7-8-0		0-0-0		0-0-0		HOME		0-0-0		3-3-0		4-5-0									
4-11-0		0-0-0		1-2-0		AWAY		3-9-0		0-0-0		0-0-0									
1-2-0		0-1-0		0-0-0		NEUTRAL		0-1-0		0-0-0		1-0-0									
RPI	S	Opponent		Score		RPI	S	Opponent		Score		RPI	S	Opponent		Score					
12	H	Minnesota		13	5	35	H	Bayl or		1	9	51	A	South Alabama		2	8				
17	A	Texas A&M		5	1	37	A	DBU		3	5	51	A	South Alabama		2	7				
25	N	Coastal Caro.		2	12	37	H	DBU		7	2	51	A	South Alabama		2	6				
						41	A	Troy		4	8	54	A	Wichi ta St.		3	12				
						41	A	Troy		6	7	54	A	Wichi ta St.		4	5				
						41	A	Troy		16	11	54	A	Wichi ta St.		1	5				
						43	H	Okl ahoma		5	11	55	H	Sam Houston St.		4	3				
												57	A	TCU		5	6				
												57	A	TCU		1	14				
												57	H	TCU		7	11				
												58	A	Loui si ana		0	2				
												58	A	Loui si ana		2	4				
												58	A	Loui si ana		4	2				
												69	H	Wright St.		6	8				
												69	H	Wright St.		11	10				
												69	H	Wright St.		2	7				
												81	A	Ga. Southern		0	7				
												81	A	Ga. Southern		5	2				
												81	A	Ga. Southern		1	4				
												81	N	Ga. Southern		1	3				
												97	A	Li ttle Rock		1	5				
												97	A	Li ttle Rock		15	13				
												97	A	Li ttle Rock		4	5				
						LAST 10 GAMES															
						81 N Ga. Southern						1	3	118 H Texas St.						2	5
						25 N Coastal Caro.						2	12	51 A South Alabama						2	7
						177 N Arkansas St.						5	4	51 A South Alabama						2	6
						118 H Texas St.						2	8	51 A South Alabama						2	16
						118 H Texas St.						1	5	180 H Appal achi an St.						4	6

Non-Div. I Games:

UT Arlington

Average RPI Win: 126		WON-LOST	WINNING	LAST 10	STRENGTH OF		OPP. STRENGTH	TEAM	ADJ	CONF.	ADJ CONF.				
Average RPI Loss: 84		RECORD	PCT. RANK	GAMES	SCHEDULE		OF SCHEDULE	RPI	RPI	RPI	RPI				
DIV. I ONLY		16-33-1	.33	257	2-8-0		61	54	186	.4801	186				
DIV. I NON-CONF.		8-12-0	.4	207	0-1-0		128	164	208	.47276	207				
TOTALS		RPI 1-25	RPI 26-50		W-L RECORDS		RPI 51-100		RPI 101-150		RPI 150+				
16-33-1		0-8-1	2-4-0		OVERALL		3-9-0		6-8-0		5-4-0				
11-12-1		0-2-1	0-0-0		HOME		2-3-0		5-5-0		4-2-0				
4-18-0		0-6-0	2-4-0		AWAY		1-6-0		1-1-0		0-1-0				
1-3-0		0-0-0	0-0-0		NEUTRAL		0-0-0		0-2-0		1-1-0				
8-12-0		0-0-0	0-0-0		NON-CONFERENCE		1-5-0		3-5-0		4-2-0				
6-3-0		0-0-0	0-0-0		HOME		1-1-0		2-2-0		3-0-0				
1-6-0		0-0-0	0-0-		AWAY		0-4-0		1-1-0		0-1-0				
1-3-0		0-0-0	0-0-0		NEUTRAL		0-0-0		0-2-0		1-1-0				
8-21-1		0-8-1	2-4-0		CONFERENCE		2-4-0		3-3-0		1-2-0				
5-9-1		0-2-1	0-0-0		HOME		1-2-0		3-3-0		1-2-0				
3-12-0		0-6-0	2-4-0		AWAY		1-2-0		0-0-0		0-0-0				
0-0-0		0-0-0	0-0-0		NEUTRAL		0-0-0		0-0-0		0-0-0				
RPI	S	Opponent	Score	RPI	S	Opponent	Score	RPI	S	Opponent	Score	RPI	S	Opponent	Score
2	H	Oregon St.	1 9	48	A	Ari zona	4 5	64	A	Gonzaga	4 7	105	N	Nebraska	3 8
2	H	Oregon St.	7 7	48	A	Ari zona	5 4	64	H	Gonzaga	4 3	105	N	Nebraska	3 5
2	H	Oregon St.	3 17	48	A	Ari zona	2 9	64	H	Gonzaga	2 3	112	A	Long Beach St.	1 5
6	A	Stanford	1 10	49	A	Washi ngton	2 15	72	H	Cal i forni a	6 13	121	H	Southern Cal i forni a	3 9
6	A	Stanford	2 4	49	A	Washi ngton	4 1	72	H	Cal i forni a	4 3	121	H	Southern Cal i forni a	8 4
6	A	Stanford	6 9	49	A	Washi ngton	5 6	72	H	Cal i forni a	3 6	121	H	Southern Cal i forni a	6 8
22	A	UCLA	4 5					82	A	Al abama	2 8	122	A	Grand Canyon	5 4
22	A	UCLA	5 8					82	A	Al abama	3 9	126	H	Ariz ona St.	4 3
22	A	UCLA	5 6					82	A	Al abama	4 12	126	H	Ariz ona St.	0 7
								92	A	Oregon	7 0	126	H	Ariz ona St.	8 7
								92	A	Oregon	1 2	140	H	Sai nt Mary' s (CA)	1 3
								92	A	Oregon	2 4	140	H	Sai nt Mary' s (CA)	3 4
												140	H	Sai nt Mary' s (CA)	7 6
												140	H	Sai nt Mary' s (CA)	2 1
												161	H	Santa Clara	12 10
												161	H	Santa Clara	11 3
												161	H	Santa Clara	5 0
												182	A	Seattle U	3 4
												208	H	Utah	11 12
												208	H	Utah	14 5
												208	H	Utah	3 9
												231	N	UC Ri versi de	7 6
												231	N	UC Ri versi de	1 8
				LAST 10 GAMES											
				208	H	Utah	11 12	6	A	Stanford	1 10				
				208	H	Utah	3 9	64	H	Gonzaga	2 3				
				208	H	Utah	14 5	121	H	Southern Cal i forni a	3 9				
				6	A	Stanford	2 4	121	H	Southern Cal i forni a	8 4				
				6	A	Stanford	6 9	121	H	Southern Cal i forni a	6 8				

Non-Div. I Games:

Washington St.

Average RPI Win: 190		WON-LOST	WINNING	LAST 10	STRENGTH OF		OPP. STRENGTH	TEAM	ADJ	CONF.	ADJ CONF.
Average RPI Loss: 127		RECORD	PCT. RANK	GAMES	SCHEDULE		OF SCHEDULE	RPI	RPI	RPI	RPI
DIV. I ONLY		20-30-0	.4	217	5-5-0		148	191	187	.47999	187
DIV. I NON-CONF.		5-22-0	.18519	277	0-4-0		25	35	209	.47266	208
TOTALS		RPI 1-25	RPI 26-50		W-L RECORDS		RPI 51-100		RPI 101-150		RPI 150+
20-30-0		0-1-0	2-6-0		OVERALL		2-9-0		1-0-0		15-14-0
9-6-0		0-0-0	1-0-0		HOME		0-0-0		1-0-0		7-6-0
9-20-0		0-1-0	1-5-0		AWAY		2-8-0		0-0-0		6-6-0
2-4-0		0-0-0	0-1-0		NEUTRAL		0-1-0		0-0-0		2-2-0
5-22-0		0-1-0	2-6-0		NON-CONFERENCE		2-9-0		1-0-0		0-6-0
2-1-0		0-0-0	1-0-0		HOME		0-0-0		1-0-0		0-1-0
3-17-0		0-1-0	1-0-		AWAY		2-8-0		0-0-0		0-3-0
0-4-0		0-0-0	0-1-0		NEUTRAL		0-1-0		0-0-0		0-2-0
15-8-0		0-0-0	0-0-0		CONFERENCE		0-0-0		0-0-0		15-8-0
7-5-0		0-0-0	0-0-0		HOME		0-0-0		0-0-0		7-5-0
6-3-0		0-0-0	0-0-0		AWAY		0-0-0		0-0-0		6-3-0
2-0-0		0-0-0	0-0-0		NEUTRAL		0-0-0		0-0-0		2-0-0
RPI S	Opponent	Score	RPI S	Opponent	Score	RPI S	Opponent	Score	RPI S	Opponent	Score
3 A	Florida	5 13	29 A	South Fla.	1 13	74 A	UNLV	0 11	116 H	Fordham	10 1
			29 A	South Fla.	0 8	74 A	UNLV	3 13	157 A	A&M-Corpus Christi	3 6
			29 A	South Fla.	4 3	74 A	UNLV	3 8	160 A	Monmouth	3 9
			29 A	South Fla.	6 13	74 A	UNLV	7 13	163 H	Harvard	7 1
			30 N	Fla. Atlantic	2 11	77 A	Army West Point	1 3	163 H	Harvard	9 6
			33 H	St. John's (NY)	7 6	77 N	Army West Point	7 8	163 H	Harvard	6 11
			42 A	Houston	3 4	89 A	Rice	5 14	164 N	New Mexico	9 10
			42 A	Houston	2 6	98 A	UTSA	5 8	164 N	New Mexico	1 3
						98 A	UTSA	2 3	166 A	Rutgers	4 15
						98 A	UTSA	9 3	179 H	Manhattan	7 8
						98 A	UTSA	11 7	194 H	Yale	6 5
									194 H	Yale	11 10
									194 H	Yale	2 8
									194 N	Yale	4 0
									194 N	Yale	2 1
									239 A	Cornell I	2 14
									239 A	Cornell I	3 2
									239 A	Cornell I	3 2
									247 A	Dartmouth	12 3
									247 A	Dartmouth	4 10
									247 A	Dartmouth	4 5
									258 H	Penn	8 6
									258 H	Penn	20 4
									258 H	Penn	2 3
									269 H	Princeton	5 10
									269 H	Princeton	2 0
									269 H	Princeton	6 7
									270 A	Brown	8 2
									270 A	Brown	5 4
									270 A	Brown	2 0
			LAST 10 GAMES								
			30 N	Fla. Atlantic	2 11	239 A	Cornell I	3 2			
			3 A	Florida	5 13	239 A	Cornell I	3 2			
			77 N	Army West Point	7 8	239 A	Cornell I	2 14			
			194 N	Yale	2 1	166 A	Rutgers	4 15			
			194 N	Yale	4 0	258 H	Penn	8 6			

Non-Div. I Games:

Col umbi a

[illegible]

Non-Div. I Games:

Ni chol l s St.

RPI	S	Opponent	Score	
288	A	Southern U.	12	3
288	H	Southern U.	8	4
292	H	Mississippi Val.	4	3
294	A	Prairie View	17	8

N
i
c
h
o
l
l
s
s
t
.

N
i
c
h
o
l
l
s
s
t
.

Nicholls St.

Average RPI Win:		173	WON-LOST RECORD		WINNING PCT. RANK		LAST 10 GAMES		STRENGTH OF SCHEDULE		OPP. STRENGTH OF SCHEDULE		TEAM RPI		ADJ RPI		CONF. RPI		ADJ CONF. RPI						
DIV. I ONLY			24-33-0		.42105 208		3-7-0		134		150		189		.47918 189		17		17						
DIV. I NON-CONF.			7-16-0		.30435 251		3-2-0		110		87		231		.45486 231		18		18						
TOTALS		RPI 1-25		RPI 26-50		W-L RECORDS		RPI 51-100		RPI 101-150		RPI 150+													
24-33-0		1-1-0		1-2-0		OVERALL		3-17-0		8-3-0		11-10-0													
13-17-0		1-0-0		1-0-0		HOME		3-14-0		3-1-0		5-2-0													
11-14-0		0-1-0		0-2-0		AWAY		0-2-0		5-2-0		6-7-0													
0-2-0		0-0-0		0-0-0		NEUTRAL		0-1-0		0-0-0		0-1-0													
7-16-0		1-1-0		1-2-0		NON-CONFERENCE		0-10-0		1-2-0		4-1-0													
5-9-0		1-0-0		1-0-0		HOME		0-8-0		0-0-0		3-1-0													
2-7-0		0-1-0		0-0-		AWAY		0-2-0		1-2-0		1-0-0													
0-0-0		0-0-0		0-0-0		NEUTRAL		0-0-0		0-0-0		0-0-0													
17-17-0		0-0-0		0-0-0		CONFERENCE		3-7-0		7-1-0		7-9-0													
8-8-0		0-0-0		0-0-0		HOME		3-6-0		3-1-0		2-1-0													
9-7-0		0-0-0		0-0-0		AWAY		0-0-0		4-0-0		5-7-0													
0-2-0		0-0-0		0-0-0		NEUTRAL		0-1-0		0-0-0		0-1-0													
RPI	S	Opponent		Score		RPI	S	Opponent		Score		RPI	S	Opponent		Score									
18	H	Mississippi St.		6	3	26	A	LSU		3	13	54	H	Wichita St.		7	10								
19	A	Texas		4	5	42	A	Houston		9	13	54	H	Wichita St.		2	11								
						42	H	Houston		7	6	54	H	Wichita St.		10	11								
												55	H	Sam Houston St.		4	7								
												55	H	Sam Houston St.		4	9								
												55	H	Sam Houston St.		3	4								
												58	A	Louisiana		10	12								
												58	H	Louisiana		2	5								
												61	A	Louisiana Tech		1	5								
												61	H	Louisiana Tech		2	9								
												79	H	Southeastern La.		4	5								
												79	H	Southeastern La.		5	2								
												79	H	Southeastern La.		1	9								
												94	H	Northwestern St.		2	1								
												94	H	Northwestern St.		4	3								
												94	H	Northwestern St.		4	9								
												94	N	Northwestern St.		1	2								
												98	H	UTSA		0	1								
												98	H	UTSA		2	5								
												98	H	UTSA		3	14								
						LAST 10 GAMES																			
						188 N Nicholls St.						4	10	196 H La. -Monroe						7	10				
						94 N Northwestern St.						1	2	294 H Prairie View						12	0				
						224 A Lamar University						4	6	294 H Prairie View						10	6				
						224 A Lamar University						2	6	294 H Prairie View						12	7				
						224 A Lamar University						5	12	26 A LSU						3	13				
																		274 H Abilene Christian						3	2
																		274 H Abilene Christian						3	9
																		274 H Abilene Christian						6	2
																		294 H Prairie View						12	0
																		294 H Prairie View						10	6
																		294 H Prairie View						12	7

Non-Div. I Games:	LSU-Alexandria	9	4
-------------------	----------------	---	---

McNeese

Average RPI Win: 170		WON-LOST	WINNING	LAST 10	STRENGTH OF		OPP. STRENGTH	TEAM	ADJ	CONF.	ADJ CONF.
Average RPI Loss: 125		RECORD	PCT. RANK	GAMES	SCHEDULE		OF SCHEDULE	RPI	RPI	RPI	RPI
DIV. I ONLY		22-28-0	.44	194	3-7-0		198	122	190	.47891	190
DIV. I NON-CONF.		11-12-0	.47826	156	0-2-0		235	91	154	.49706	153
TOTALS		RPI 1-25	RPI 26-50		W-L RECORDS		RPI 51-100		RPI 101-150		RPI 150+
22-28-0		0-4-0	0-1-0		OVERALL		2-2-0		5-8-0		15-13-0
12-9-0		0-0-0	0-0-0		HOME		2-1-0		1-2-0		9-6-0
10-19-0		0-4-0	0-1-0		AWAY		0-1-0		4-6-0		6-7-0
0-0-0		0-0-0	0-0-0		NEUTRAL		0-0-0		0-0-0		0-0-0
11-12-0		0-4-0	0-1-0		NON-CONFERENCE		0-1-0		3-1-0		8-5-0
5-1-0		0-0-0	0-0-0		HOME		0-0-0		0-0-0		5-1-0
6-11-0		0-4-0	0-0-		AWAY		0-1-0		3-1-0		3-4-0
0-0-0		0-0-0	0-0-0		NEUTRAL		0-0-0		0-0-0		0-0-0
11-16-0		0-0-0	0-0-0		CONFERENCE		2-1-0		2-7-0		7-8-0
7-8-0		0-0-0	0-0-0		HOME		2-1-0		1-2-0		4-5-0
4-8-0		0-0-0	0-0-0		AWAY		0-0-0		1-5-0		3-3-0
0-0-0		0-0-0	0-0-0		NEUTRAL		0-0-0		0-0-0		0-0-0
RPI S	Opponent	Score	RPI S	Opponent	Score	RPI S	Opponent	Score	RPI S	Opponent	Score
6 A	Stanford	1 5	48 A	Arizona	1 6	64 H	Gonzaga	6 4	101 A	Pepperdi ne	2 5
9 A	Auburn	5 9				64 H	Gonzaga	6 2	101 A	Pepperdi ne	13 6
9 A	Auburn	3 4				64 H	Gonzaga	3 4	101 A	Pepperdi ne	0 2
9 A	Auburn	4 21				72 A	Cal i forni a	0 1	119 A	CSUN	5 3
									119 A	CSUN	9 10
									119 A	CSUN	6 5
									119 A	CSUN	10 8
									127 H	San Di ego	5 9
									127 H	San Di ego	9 1
									127 H	San Di ego	6 11
									140 A	Sai nt Mary' s (CA)	1 7
									140 A	Sai nt Mary' s (CA)	3 10
									140 A	Sai nt Mary' s (CA)	1 2
									152 A	Hawai i	4 3
									152 A	Hawai i	4 3
									152 A	Hawai i	2 3
									152 A	Hawai i	3 8
									161 H	Santa Clara	6 5
									161 H	Santa Clara	6 4
									161 H	Santa Clara	2 1
									168 H	Loyola Marymount	8 9
									168 H	Loyola Marymount	4 7
									168 H	Loyola Marymount	4 9
									170 H	Paci fi c	3 9
									170 H	Paci fi c	5 6
									170 H	Paci fi c	3 1
									171 A	San Franci sco	2 6
									171 A	San Franci sco	9 7
									171 A	San Franci sco	9 2
									173 A	Portl and	3 4
									173 A	Portl and	6 8
									173 A	Portl and	6 2
									208 A	Utah	3 6
									208 A	Utah	3 4
LAST 10 GAMES			LAST 10 GAMES			LAST 10 GAMES			LAST 10 GAMES		
			170 H	Paci fi c	5 6				171 A	San Franci sco	9 7
			170 H	Paci fi c	3 9				171 A	San Franci sco	9 2
			170 H	Paci fi c	3 1				208 A	Utah	3 6
			6 A	Stanford	1 5				140 A	Saint Mary' s (CA)	1 7
			171 A	San Franci sco	2 6				140 A	Saint Mary' s (CA)	3 10

Non-Div. I Games:

BYU

RPI	S	Opponent	Score	
208	H	Utah	7	6
208	H	Utah	4	8
245	A	Utah Valley	14	2
245	H	Utah Valley	9	3
284	H	Omaha	13	3
284	H	Omaha	6	4
284	H	Omaha	8	1

BYU

B
Y
U

B
Y
U

Average RPI Win:	210	WON-LOST	WINNING	LAST 10	STRENGTH OF	OPP. STRENGTH	TEAM	ADJ	CONF.	ADJ CONF.	
Average RPI Loss:	113	RECORD	PCT. RANK	GAMES	SCHEDULE	OF SCHEDULE	RPI	RPI	RPI	RPI	
DIV. I ONLY	25-30-0	.45455	183	4-6-0	152	224	191	.47879	191	12	12
DIV. I NON-CONF.	17-19-0	.47222	160	3-0-0	207	280	212	.47011	212	14	14
TOTALS	RPI 1-25	RPI 26-50	W-L RECORDS		RPI 51-100	RPI 101-150		RPI 150+			
25-30-0	0-0-0	1-7-0	OVERALL		2-11-0	2-4-0		20-8-0			
17-5-0	0-0-0	0-0-0	HOME		0-2-0	0-0-0		17-3-0			
6-16-0	0-0-0	1-5-0	AWAY		2-8-0	2-3-0		1-0-0			
2-9-0	0-0-0	0-2-0	NEUTRAL		0-1-0	0-1-0		2-5-0			
17-19-0	0-0-0	1-3-0	NON-CONFERENCE		0-7-0	1-2-0		15-7-0			
12-2-0	0-0-0	0-0-0	HOME		0-0-0	0-0-0		12-2-0			
3-10-0	0-0-0	1-0-	AWAY		0-7-0	1-1-0		1-0-0			
2-7-0	0-0-0	0-1-0	NEUTRAL		0-0-0	0-1-0		2-5-0			
8-11-0	0-0-0	0-4-0	CONFERENCE		2-4-0	1-2-0		5-1-0			
5-3-0	0-0-0	0-0-0	HOME		0-2-0	0-0-0		5-1-0			
3-6-0	0-0-0	0-3-0	AWAY		2-1-0	1-2-0		0-0-0			
0-2-0	0-0-0	0-1-0	NEUTRAL		0-1-0	0-0-0		0-0-0			
RPI	S	Opponent	Score	RPI	S	Opponent	Score	RPI	S	Opponent	Score
				33	A	St. John's (NY)	1 2	62	A	Creighton	8 1
				33	A	St. John's (NY)	1 9	62	A	Creighton	6 3
				33	A	St. John's (NY)	3 6	62	A	Creighton	0 8
				33	N	St. John's (NY)	2 5	67	A	UNCG	4 5
				39	N	Northeastern	5 9	67	A	UNCG	2 5
				46	A	Ohio St.	5 1	67	A	UNCG	3 7
				46	A	Ohio St.	5 13	70	H	Seton Hall	1 12
				46	A	Ohio St.	4 5	70	H	Seton Hall	3 5
								70	N	Seton Hall	5 21
								71	A	Wake Forest	2 7
								99	A	Davi dson	5 16
								99	A	Davi dson	2 9
								99	A	Davi dson	5 10
								207	N	Western Mich.	9 5
								207	N	Western Mich.	7 12
								227	N	Saint Joseph's	3 4
								227	N	Saint Joseph's	4 1
								233	A	UMBC	11 9
								233	H	UMBC	11 6
								247	N	Dartmouth	1 4
								255	H	Mt. St. Mary's	12 5
								255	N	Mt. St. Mary's	3 4
								269	H	Princeton	3 5
								269	H	Princeton	5 3
								269	H	Princeton	3 1
								269	H	Princeton	4 10
								275	H	Coppin St.	16 9
								281	H	Villanova	8 7
								281	H	Villanova	4 1
								281	H	Villanova	9 3
								283	H	La Salle	8 5
								296	H	UMES	7 5
								296	H	UMES	7 6
								296	H	UMES	7 6
								297	H	Del aware St.	10 5

Non-Div. I Games:

Georgetown

Average RPI Win: 142		WON-LOST RECORD		WINNING PCT. RANK		LAST 10 GAMES		STRENGTH OF SCHEDULE		OPP. STRENGTH OF SCHEDULE		TEAM RPI		ADJ RPI		CONF. RPI		ADJ CONF. RPI	
DIV. I ONLY		20-36-0		.35714 245		5-5-0		83		44		192		.47856 192		4		4	
DIV. I NON-CONF.		15-17-0		.46875 161		2-0-0		190		85		195		.47783 195		4		4	
TOTALS		RPI 1-25		RPI 26-50		W-L RECORDS		RPI 51-100		RPI 101-150		RPI 150+							
20-36-0		2-9-0		3-9-0		OVERALL		3-10-0		1-2-0		11-6-0							
12-19-0		2-7-0		2-4-0		HOME		2-4-0		0-0-0		6-4-0							
6-16-0		0-2-0		1-5-0		AWAY		1-6-0		1-2-0		3-1-0							
2-1-0		0-0-0		0-0-0		NEUTRAL		0-0-0		0-0-0		2-1-0							
15-17-0		1-4-0		1-2-0		NON-CONFERENCE		1-3-0		1-2-0		11-6-0							
9-10-0		1-2-0		1-2-0		HOME		1-2-0		0-0-0		6-4-0							
4-6-0		0-2-0		0-0-0		AWAY		0-1-0		1-2-0		3-1-0							
2-1-0		0-0-0		0-0-0		NEUTRAL		0-0-0		0-0-0		2-1-0							
5-19-0		1-5-0		2-7-0		CONFERENCE		2-7-0		0-0-0		0-0-0							
3-9-0		1-5-0		1-2-0		HOME		1-2-0		0-0-0		0-0-0							
2-10-0		0-0-0		1-5-0		AWAY		1-5-0		0-0-0		0-0-0							
0-0-0		0-0-0		0-0-0		NEUTRAL		0-0-0		0-0-0		0-0-0							
RPI	S	Opponent	Score		RPI	S	Opponent	Score		RPI	S	Opponent	Score		RPI	S	Opponent	Score	
1	H	Arkansas	7	8	29	A	South Fla.	8	2	54	H	Wichita St.	4	8	115	A	North Florida	1	4
4	A	Ole Miss	6	8	29	A	South Fla.	2	4	54	H	Wichita St.	4	3	115	A	North Florida	7	5
4	H	Ole Miss	0	12	29	A	South Fla.	2	3	54	H	Wichita St.	6	13	115	A	North Florida	5	7
9	A	Auburn	4	5	35	H	Baylor	7	2	75	A	Tennessee	1	2	153	A	Middle Tenn.	6	5
16	H	East Carolina	1	5	35	H	Baylor	8	12	86	A	Tulane	2	13	153	A	Middle Tenn.	6	7
16	H	East Carolina	2	4	35	H	Baylor	0	7	86	A	Tulane	1	9	153	N	Middle Tenn.	6	4
16	H	East Carolina	2	4	42	A	Houston	0	2	86	A	Tulane	3	2	165	N	ETSU	2	8
18	H	Mississippi St.	6	1	42	A	Houston	3	9	96	A	Cincinnati	2	7	177	A	Arkansas St.	6	3
20	H	UConn	0	2	42	A	Houston	0	3	96	A	Cincinnati	2	10	177	H	Arkansas St.	4	1
20	H	UConn	1	5	45	H	UCF	1	7	96	A	Cincinnati	7	8	200	H	Southeast Mo. St.	3	2
20	H	UConn	4	3	45	H	UCF	9	0	97	H	Little Rock	4	5	206	H	Western Ky.	7	1
					45	H	UCF	3	9	97	H	Little Rock	10	6	206	H	Western Ky.	4	0
										97	H	Little Rock	1	4	206	H	Western Ky.	1	3
															228	H	Eastern Ill.	9	10
															228	H	Eastern Ill.	1	3
															228	H	Eastern Ill.	2	6
															243	A	Murray St.	10	6
															266	H	Belmont	5	4
															267	N	UT Martin	10	0
															292	H	Mississippi Val.	14	0
					LAST 10 GAMES														
					54	H	Wichita St.	6	13	86	A	Tulane	2	13					
					54	H	Wichita St.	4	3	86	A	Tulane	1	9					
					54	H	Wichita St.	4	8	266	H	Belmont	5	4					
					267	N	UT Martin	10	0	20	H	UConn	4	3					
					86	A	Tulane	3	2	20	H	UConn	0	2					

Non-Div. I Games:

Memphis

[illegible]

Non-Div. I Games:

Mi chi gan St.

Average RPI Win: 222		WON-LOST RECORD		WINNING PCT. RANK		LAST 10 GAMES		STRENGTH OF SCHEDULE		OPP. STRENGTH OF SCHEDULE		TEAM RPI		ADJ RPI		CONF. RPI		ADJ CONF. RPI					
DIV. I ONLY		22-21-0		.51163		138		5-5-0		241		253		194		.47748		194		27		27	
DIV. I NON-CONF.		7-13-0		.35		228		1-1-0		73		212		171		.49018		170		23		23	
TOTALS		RPI 1-25		RPI 26-50		W-L RECORDS		RPI 51-100		RPI 101-150		RPI 150+											
22-21-0		0-2-0		0-0-0		OVERALL		2-3-0		0-6-0		20-10-0											
10-6-0		0-0-0		0-0-0		HOME		0-0-0		0-2-0		10-4-0											
11-9-0		0-2-0		0-0-0		AWAY		2-3-0		0-2-0		9-2-0											
1-6-0		0-0-0		0-0-0		NEUTRAL		0-0-0		0-2-0		1-4-0											
7-13-0		0-2-0		0-0-0		NON-CONFERENCE		2-3-0		0-6-0		5-2-0											
2-2-0		0-0-0		0-0-0		HOME		0-0-0		0-2-0		2-0-0											
4-7-0		0-2-0		0-0-		AWAY		2-3-0		0-2-0		2-0-0											
1-4-0		0-0-0		0-0-0		NEUTRAL		0-0-0		0-2-0		1-2-0											
15-8-0		0-0-0		0-0-0		CONFERENCE		0-0-0		0-0-0		15-8-0											
8-4-0		0-0-0		0-0-0		HOME		0-0-0		0-0-0		8-4-0											
7-2-0		0-0-0		0-0-0		AWAY		0-0-0		0-0-0		7-2-0											
0-2-0		0-0-0		0-0-0		NEUTRAL		0-0-0		0-0-0		0-2-0											
RPI	S	Opponent		Score		RPI	S	Opponent		Score		RPI	S	Opponent		Score							
14	A	Duke		2	10							109	A	Campbell		5	9						
14	A	Duke		2	3							83	A	Virginia		4	5						
												83	A	Virginia		6	7						
												99	A	Davidson		0	9						
												99	A	Davidson		7	5						
												149	N	Miami (OH)		3	4						
												149	N	Miami (OH)		1	2						
												160	N	Monmouth		11	4						
												163	H	Harvard		0	4						
												163	H	Harvard		4	1						
												163	H	Harvard		10	6						
												187	A	Columbia		10	11						
												187	A	Columbia		8	2						
												187	A	Columbia		5	6						
												187	N	Columbia		0	4						
												187	N	Columbia		1	2						
												202	N	Lehigh		1	3						
												207	N	Western Mich.		0	6						
												209	H	Fairfield		6	5						
												223	A	Quinnipiac		16	9						
												239	A	Cornell		7	4						
												239	A	Cornell		7	4						
												239	A	Cornell		8	7						
												246	H	Sacred Heart		5	2						
												247	H	Dartmouth		1	3						
												247	H	Dartmouth		5	4						
												247	H	Dartmouth		10	3						
												257	A	Iona		9	0						
												258	H	Penn		4	3						
												258	H	Penn		1	2						
												258	H	Penn		0	4						
												269	A	Princeton		8	3						
												269	A	Princeton		2	1						
												269	A	Princeton		6	0						
												270	H	Brown		6	4						
LAST 10 GAMES																							
						187	N	Columbia		1	2	223	A	Quinnipiac		16	9						
						187	N	Columbia		0	4	269	A	Princeton		8	3						
						258	H	Penn		1	2	269	A	Princeton		6	0						
						258	H	Penn		0	4	269	A	Princeton		2	1						
						258	H	Penn		4	3	116	H	Fordham		3	4						

Non-Div. I Games:

Yale

RPI	S	Opponent	Score	
270	H	Brown	5	2
270	H	Brown	7	1

Yal e

Y
a
l
e

Y
a
l
e

Average RPI Win: 226		WON-LOST	WINNING	LAST 10	STRENGTH OF		OPP. STRENGTH	TEAM	ADJ	CONF.	ADJ CONF.
Average RPI Loss: 131		RECORD	PCT. RANK	GAMES	SCHEDULE		OF SCHEDULE	RPI	RPI	RPI	RPI
DIV. I ONLY		24-34-0	.41379	213	6-4-0		120	246	195	.47641	195
DIV. I NON-CONF.		6-22-0	.21429	267	0-1-0		7	44	200	.47585	200
TOTALS		RPI 1-25	RPI 26-50		W-L RECORDS		RPI 51-100		RPI 101-150		RPI 150+
24-34-0		0-6-0	1-5-0		OVERALL		1-5-0		2-4-0		20-14-0
13-11-0		0-1-0	1-2-0		HOME		1-2-0		1-0-0		10-6-0
7-21-0		0-5-0	0-3-0		AWAY		0-3-0		1-4-0		6-6-0
4-2-0		0-0-0	0-0-0		NEUTRAL		0-0-0		0-0-0		4-2-0
6-22-0		0-6-0	1-5-0		NON-CONFERENCE		1-5-0		2-4-0		2-2-0
5-7-0		0-1-0	1-2-0		HOME		1-2-0		1-0-0		2-2-0
1-15-0		0-5-0	0-0-		AWAY		0-3-0		1-4-0		0-0-0
0-0-0		0-0-0	0-0-0		NEUTRAL		0-0-0		0-0-0		0-0-0
18-12-0		0-0-0	0-0-0		CONFERENCE		0-0-0		0-0-0		18-12-0
8-4-0		0-0-0	0-0-0		HOME		0-0-0		0-0-0		8-4-0
6-6-0		0-0-0	0-0-0		AWAY		0-0-0		0-0-0		6-6-0
4-2-0		0-0-0	0-0-0		NEUTRAL		0-0-0		0-0-0		4-2-0
RPI S	Opponent	Score	RPI S	Opponent	Score	RPI S	Opponent	Score	RPI S	Opponent	Score
3 A	Florida	4 7	29 A	South Fla.	3 5	65 A	Mi ami (FL)	7 8	115 A	North Florida	1 6
7 A	Stetson	2 8	29 H	South Fla.	1 16	65 A	Mi ami (FL)	2 4	115 H	North Florida	8 3
7 A	Stetson	4 7	30 A	Fla. Atlantic	2 14	65 A	Mi ami (FL)	11 12	135 A	FIU	7 12
7 A	Stetson	0 2	30 H	Fla. Atlantic	7 6	84 H	FGCU	4 10	141 A	Mercer	5 6
23 A	Jacksonville	3 4	45 A	UCF	1 7	84 H	FGCU	3 1	141 A	Mercer	8 6
23 H	Jacksonville	8 13	45 H	UCF	1 6	84 H	FGCU	1 8	141 A	Mercer	7 13
									209 H	Fairfield	3 7
									210 A	N. C. A&T	3 4
									210 A	N. C. A&T	5 8
									210 A	N. C. A&T	6 3
									210 H	N. C. A&T	2 4
									210 H	N. C. A&T	4 3
									210 H	N. C. A&T	5 2
									210 N	N. C. A&T	9 12
									219 H	Milwaukee	17 4
									219 H	Milwaukee	6 0
									219 H	Milwaukee	4 15
									226 A	N. C. Central	5 4
									226 A	N. C. Central	2 5
									226 A	N. C. Central	4 7
									226 H	N. C. Central	9 7
									226 H	N. C. Central	6 0
									226 H	N. C. Central	5 0
									256 A	Florida A&M	6 4
									256 A	Florida A&M	1 7
									256 A	Florida A&M	1 4
									256 H	Florida A&M	5 2
									256 H	Florida A&M	5 9
									256 H	Florida A&M	3 6
									256 N	Florida A&M	9 3
									275 N	Coppin St.	8 3
									289 A	Savannah St.	9 5
									289 A	Savannah St.	6 0
									289 A	Savannah St.	7 6

Non-Div. I Games:

Bethune-Cookman

RPI	S	Opponent	Score	
289	H	Savannah St.	6	2
289	H	Savannah St.	1	3
289	H	Savannah St.	6	5
290	N	Norfol k St.	12	3
290	N	Norfol k St.	7	8
296	N	UMES	13	3

Bethune-Cookman

B
e
t
h
u
n
e
-
C
o
o
k
m
a
n

B
e
t
h
u
n
e
-
C
o
o
k
m
a
n

Average RPI Win:		182	WON-LOST RECORD		WINNING PCT. RANK		LAST 10 GAMES		STRENGTH OF SCHEDULE		OPP. STRENGTH OF SCHEDULE		TEAM RPI		ADJ RPI		CONF. RPI		ADJ CONF. RPI		
DIV. I ONLY			23-31-0		.42593 204		4-6-0		166		123		196		.4764 196		8		8		
DIV. I NON-CONF.			13-11-0		.54167 118		1-0-0		209		260		155		.49679 154		6		6		
TOTALS		RPI 1-25		RPI 26-50		W-L RECORDS		RPI 51-100		RPI 101-150		RPI 150+									
23-31-0		0-5-0		0-3-0		OVERALL		2-11-0		8-1-0		13-11-0									
16-10-0		0-0-0		0-3-0		HOME		1-1-0		5-1-0		10-5-0									
7-21-0		0-5-0		0-0-0		AWAY		1-10-0		3-0-0		3-6-0									
0-0-0		0-0-0		0-0-0		NEUTRAL		0-0-0		0-0-0		0-0-0									
13-11-0		0-2-0		0-0-0		NON-CONFERENCE		1-3-0		3-0-0		9-6-0									
8-3-0		0-0-0		0-0-0		HOME		1-1-0		0-0-0		7-2-0									
5-8-0		0-2-0		0-0-		AWAY		0-2-0		3-0-0		2-4-0									
0-0-0		0-0-0		0-0-0		NEUTRAL		0-0-0		0-0-0		0-0-0									
10-20-0		0-3-0		0-3-0		CONFERENCE		1-8-0		5-1-0		4-5-0									
8-7-0		0-0-0		0-3-0		HOME		0-0-0		5-1-0		3-3-0									
2-13-0		0-3-0		0-0-0		AWAY		1-8-0		0-0-0		1-2-0									
0-0-0		0-0-0		0-0-0		NEUTRAL		0-0-0		0-0-0		0-0-0									
RPI	S	Opponent		Score		RPI	S	Opponent		Score		RPI	S	Opponent		Score					
1	A	Arkansas		0	4	41	H	Troy		1	8	51	A	South Alabama		0	6				
1	A	Arkansas		9	10	41	H	Troy		2	4	51	A	South Alabama		3	5				
25	A	Coastal Caro.		4	11	41	H	Troy		2	7	51	A	South Alabama		12	6				
25	A	Coastal Caro.		16	17							58	A	Louisiana		6	9				
25	A	Coastal Caro.		4	14							58	A	Louisiana		3	4				
												58	A	Louisiana		2	7				
												61	A	Louisiana Tech		1	6				
												61	H	Louisiana Tech		0	7				
												94	A	Northwestern St.		3	14				
												94	H	Northwestern St.		11	6				
												97	A	Little Rock		4	7				
												97	A	Little Rock		2	3				
												97	A	Little Rock		5	6				
														H Texas St.		1	0				
														H Texas St.		3	2				
														H Texas St.		2	8				
														H Georgia St.		9	4				
														H Georgia St.		9	6				
														H Georgia St.		11	2				
														A Southern Ill.		5	4				
														A Southern Ill.		13	7				
														A Southern Ill.		7	4				
														H Arkansas St.		7	31				
														H Arkansas St.		2	0				
														H Arkansas St.		4	0				
														H Appalachi an St.		5	0				
														H Appalachi an St.		1	4				
														H Appalachi an St.		1	4				
														A UT Arlington		2	5				
														A UT Arlington		0	5				
														A UT Arlington		2	0				
														A McNeese		10	7				
														H McNeese		3	7				
														A Jackson St.		2	7				
														H Jackson St.		10	7				
														H Eastern Ill.		7	6				
														H Eastern Ill.		4	3				
														H Eastern Ill.		5	6				
														A SFA		9	7				
														A SFA		7	10				
														A SFA		11	13				
														A Grambling		7	9				
														H Grambling		16	2				
														H Northern Ky.		9	5				
														H Northern Ky.		21	9				
														H Northern Ky.		13	10				
				LAST 10 GAMES																	
				58	A	Louisiana		2	7	41	H	Troy		2	7	260	A	SFA		11	13
				58	A	Louisiana		6	9	41	H	Troy		1	8	271	A	Grambling		7	9
				58	A	Louisiana		3	4	137	H	Georgia St.		9	4	271	H	Grambling		16	2
				189	A	McNeese		10	7	137	H	Georgia St.		11	2	278	H	Northern Ky.		9	5
				41	H	Troy		2	4	137	H	Georgia St.		9	6	278	H	Northern Ky.		21	9

Non-Div. I Games:

La. -Monroe

Average RPI Win:	216	WON-LOST RECORD	WINNING PCT. RANK	LAST 10 GAMES	STRENGTH OF SCHEDULE	OPP. STRENGTH OF SCHEDULE	TEAM RPI	ADJ RPI	CONF. RPI	ADJ CONF. RPI		
DIV. I ONLY		29-26-0	.52727	127	2-8-0	227	213	197	.47622	197	17	17
DIV. I NON-CONF.		16-9-0	.64	62	1-0-0	256	274	175	.48814	173	18	18
<hr/>												
TOTALS	RPI 1-25	RPI 26-50		W-L RECORDS		RPI 51-100		RPI 101-150		RPI 150+		
29-26-0	0-1-0	0-1-0		OVERALL		3-6-0		3-9-0		23-9-0		
20-11-0	0-0-0	0-0-0		HOME		2-5-0		0-0-0		18-6-0		
7-14-0	0-1-0	0-0-0		AWAY		0-1-0		2-9-0		5-3-0		
2-1-0	0-0-0	0-1-0		NEUTRAL		1-0-0		1-0-0		0-0-0		
16-9-0	0-1-0	0-1-0		NON-CONFERENCE		2-1-0		1-2-0		13-4-0		
12-4-0	0-0-0	0-0-0		HOME		1-0-0		0-0-0		11-4-0		
2-4-0	0-1-0	0-0-		AWAY		0-1-0		0-2-0		2-0-0		
2-1-0	0-0-0	0-1-0		NEUTRAL		1-0-0		1-0-0		0-0-0		
13-17-0	0-0-0	0-0-0		CONFERENCE		1-5-0		2-7-0		10-5-0		
8-7-0	0-0-0	0-0-0		HOME		1-5-0		0-0-0		7-2-0		
5-10-0	0-0-0	0-0-0		AWAY		0-0-0		2-7-0		3-3-0		
0-0-0	0-0-0	0-0-0		NEUTRAL		0-0-0		0-0-0		0-0-0		
RPI	S	Opponent	Score	RPI	S	Opponent	Score	RPI	S	Opponent	Score	
17	A	Texas A&M	7 9	40	N	Purdue	4 5	55	H	Sam Houston St.	1 16	
								55	H	Sam Houston St.	4 5	
								55	H	Sam Houston St.	3 7	
								94	H	Northwestern St.	9 11	
								94	H	Northwestern St.	6 5	
								94	H	Northwestern St.	8 9	
								95	H	Saint Louis	3 2	
								95	N	Saint Louis	5 2	
								98	A	UTSA	1 11	
								102	N	Notre Dame	5 3	
								111	A	Houston Baptist	4 12	
								111	A	Houston Baptist	0 1	
								111	A	Houston Baptist	6 7	
								118	A	Texas St.	5 6	
								131	A	Kansas St.	3 14	
								143	A	Central Ark.	5 6	
								143	A	Central Ark.	3 4	
								143	A	Central Ark.	3 8	
								147	A	New Orleans	4 3	
								147	A	New Orleans	5 6	
								147	A	New Orleans	8 2	
								157	A	A&M-Corpus Christi	4 5	
								157	A	A&M-Corpus Christi	3 4	
								157	A	A&M-Corpus Christi	3 8	
								188	H	Nicholls St.	7 6	
								188	H	Nicholls St.	7 6	
								188	H	Nicholls St.	2 5	
								215	H	Texas Southern	7 4	
								215	H	Texas Southern	10 1	
								215	H	Texas Southern	8 9	
								220	H	Maine	2 0	
								220	H	Maine	9 8	
								224	H	Lamar University	8 3	
								224	H	Lamar University	3 9	
								224	H	Lamar University	12 2	
								234	H	Northern Ill.	7 3	
								234	H	Northern Ill.	1 15	
								234	H	Northern Ill.	17 0	
								234	H	Northern Ill.	7 5	
								235	A	UTRGV	11 4	
								238	H	North Dakota St.	2 8	
								238	H	North Dakota St.	2 1	
								238	H	North Dakota St.	3 4	
				LAST 10 GAMES								
								55	H	Sam Houston St.	3 7	
								55	H	Sam Houston St.	1 16	
								55	H	Sam Houston St.	4 5	
								157	A	A&M-Corpus Christi	3 8	
								157	A	A&M-Corpus Christi	3 4	
								157	A	A&M-Corpus Christi	3 4	
								94	H	Northwestern St.	8 9	
								94	H	Northwestern St.	6 5	
								94	H	Northwestern St.	9 11	
								235	A	UTRGV	11 4	

Non-Div. I Games:

Incarnate Word

RPI	S	Opponent	Score	
238	H	North Dakota St.	6	2
260	A	SFA	7	3
260	A	SFA	10	7
260	A	SFA	8	1
274	H	Abilene Christian	5	2
274	H	Abilene Christian	8	7
274	H	Abilene Christian	7	6
288	H	Southern U.	6	4
294	A	Prairie View	26	12
294	H	Prairie View	31	2

Incarnate Word

I
n
c
a
r
n
a
t
e
W
o
r
d

I
n
c
a
r
n
a
t
e
W
o
r
d

Average RPI Win:	159	WON-LOST RECORD	WINNING PCT.	RANK	LAST 10 GAMES	STRENGTH OF SCHEDULE	OPP. STRENGTH OF SCHEDULE	TEAM RPI	ADJ RPI	CONF. RPI	ADJ CONF. RPI	
DIV. I ONLY		19-34-0	.35849	243	3-7-0	157	119	198	.47479	198	10	10
DIV. I NON-CONF.		12-17-0	.41379	200	1-0-0	228	171	176	.48598	175	8	8
<hr/>												
TOTALS	RPI 1-25	RPI 26-50		W-L RECORDS		RPI 51-100		RPI 101-150		RPI 150+		
19-34-0	0-0-0	4-8-0		OVERALL		1-9-0		5-8-0		9-9-0		
4-11-0	0-0-0	1-5-0		HOME		1-5-0		0-1-0		2-0-0		
13-19-0	0-0-0	2-2-0		AWAY		0-3-0		5-5-0		6-9-0		
2-4-0	0-0-0	1-1-0		NEUTRAL		0-1-0		0-2-0		1-0-0		
12-17-0	0-0-0	2-2-0		NON-CONFERENCE		0-3-0		3-4-0		7-8-0		
2-1-0	0-0-0	0-0-0		HOME		0-0-0		0-1-0		2-0-0		
9-14-0	0-0-0	2-0-		AWAY		0-3-0		3-1-0		4-8-0		
1-2-0	0-0-0	0-0-0		NEUTRAL		0-0-0		0-2-0		1-0-0		
7-17-0	0-0-0	2-6-0		CONFERENCE		1-6-0		2-4-0		2-1-0		
2-10-0	0-0-0	1-5-0		HOME		1-5-0		0-0-0		0-0-0		
4-5-0	0-0-0	0-0-0		AWAY		0-0-0		2-4-0		2-1-0		
1-2-0	0-0-0	1-1-0		NEUTRAL		0-1-0		0-0-0		0-0-0		
RPI	S	Opponent	Score	RPI	S	Opponent	Score	RPI	S	Opponent	Score	
				27	H	Missouri St.	2 6					
				27	H	Missouri St.	4 6					
				27	H	Missouri St.	5 6					
				37	H	DBU	3 9					
				37	H	DBU	9 2					
				37	H	DBU	1 8					
				37	N	DBU	13 10					
				37	N	DBU	5 7					
				40	A	Purdue	1 4					
				43	A	Oklahoma	2 3					
				43	A	Oklahoma	11 4					
				50	A	Illinois	11 7					
				LAST 10 GAMES								
				37	N	DBU	5 7					
				85	N	Bradley	9 11					
				37	N	DBU	13 10					
				73	H	Indiana St.	2 8					
				73	H	Indiana St.	0 16					
				73	H	Indiana St.	3 6					
				73	H	Indiana St.	2 8					
				82	A	Alabama	6 12					
				82	A	Alabama	2 16					
				82	A	Alabama	5 6					
				85	H	Bradley	4 10					
				85	H	Bradley	4 5					
				85	H	Bradley	5 2					
				85	N	Bradley	9 11					
				102	A	Notre Dame	5 6					
				119	N	CSUN	13 14					
				119	N	CSUN	5 6					
				120	A	Butler	9 2					
				122	A	Grand Canyon	12 6					
				122	A	Grand Canyon	11 7					
				123	A	Illinois St.	0 8					
				123	A	Illinois St.	3 13					
				123	A	Illinois St.	2 1					
				144	A	Southern Ill.	0 8					
				144	A	Southern Ill.	2 6					
				144	A	Southern Ill.	6 2					
				150	H	Ball St.	5 13					
				161	N	Holy Cross	20 6					
				168	A	Loyola Marymount	5 15					
				168	A	Loyola Marymount	3 10					
				168	A	Loyola Marymount	4 7					
				193	A	Michigan St.	4 5					
				193	A	Michigan St.	7 6					
				207	A	Western Mich.	18 13					
				219	H	Milwaukee	23 5					
				231	A	UC Riverside	5 14					
				231	A	UC Riverside	3 4					
				234	A	Northern Ill.	7 10					
				261	H	Chicago St.	3 2					
				268	A	Evansville	8 9					
				268	A	Evansville	7 2					
				268	A	Evansville	6 1					
				279	A	Ark.-Pine Bluff	5 6					
				279	A	Ark.-Pine Bluff	14 7					
				279	A	Ark.-Pine Bluff	12 8					

Non-Div. I Games:

Val parai so

Average RPI Win:		216	WON-LOST RECORD		WINNING PCT. RANK		LAST 10 GAMES		STRENGTH OF SCHEDULE		OPP. STRENGTH OF SCHEDULE		TEAM RPI		ADJ RPI		CONF. RPI		ADJ CONF. RPI										
DIV. I ONLY			25-31-0		.44643 190		4-6-0		173		217		199		.47336 199		24		24										
DIV. I NON-CONF.			9-17-0		.34615 232		1-0-0		59		232		186		.48229 186		22		22										
TOTALS		RPI 1-25		RPI 26-50				W-L RECORDS				RPI 51-100				RPI 101-150				RPI 150+									
25-31-0		0-4-0		0-1-0				OVERALL				3-6-0				3-6-0				19-14-0									
17-9-0		0-0-0		0-0-0				HOME				2-3-0				1-2-0				14-4-0									
7-20-0		0-4-0		0-1-0				AWAY				1-3-0				2-4-0				4-8-0									
1-2-0		0-0-0		0-0-0				NEUTRAL				0-0-0				0-0-0				1-2-0									
9-17-0		0-4-0		0-1-0				NON-CONFERENCE				3-6-0				0-0-0				6-6-0									
6-5-0		0-0-0		0-0-0				HOME				2-3-0				0-0-0				4-2-0									
3-12-0		0-4-0		0-0-				AWAY				1-3-0				0-0-0				2-4-0									
0-0-0		0-0-0		0-0-0				NEUTRAL				0-0-0				0-0-0				0-0-0									
16-14-0		0-0-0		0-0-0				CONFERENCE				0-0-0				3-6-0				13-8-0									
11-4-0		0-0-0		0-0-0				HOME				0-0-0				1-2-0				10-2-0									
4-8-0		0-0-0		0-0-0				AWAY				0-0-0				2-4-0				2-4-0									
1-2-0		0-0-0		0-0-0				NEUTRAL				0-0-0				0-0-0				1-2-0									
RPI	S	Opponent		Score		RPI	S	Opponent		Score		RPI	S	Opponent		Score		RPI	S	Opponent		Score							
4	A	Ole Miss		3	7	28	A	South Carolina		2	15	59	H	Kent St.		8	2	109	A	Campbell		1	6						
4	A	Ole Miss		1	8							59	H	Kent St.		1	9	109	A	Campbell		5	1						
4	A	Ole Miss		1	3							59	H	Kent St.		5	7	109	A	Campbell		0	5						
13	A	Clemson		8	9							67	A	UNCG		6	2	113	A	High Point		11	2						
												67	H	UNCG		2	3	113	A	High Point		0	12						
												80	A	Charlotte		2	18	113	A	High Point		1	6						
												91	A	Wofford		3	5	130	H	Liberty		2	11						
												99	A	Davidson		2	12	130	H	Liberty		2	0						
												99	H	Davidson		3	0	130	H	Liberty		1	5						
																		151	A	Furman		5	4						
																		151	H	Furman		3	8						
																		165	A	ETSU		3	7						
																		165	A	ETSU		5	10						
																		165	A	ETSU		4	8						
																		167	A	Gardner-Webb		6	7						
																		167	A	Gardner-Webb		10	5						
																		167	A	Gardner-Webb		6	9						
																		167	N	Gardner-Webb		4	5						
																		167	N	Gardner-Webb		5	7						
																		213	H	Radford		5	9						
																		213	H	Radford		1	4						
																		213	H	Radford		6	3						
																		230	A	USC Upstate		5	9						
																		230	H	USC Upstate		1	7						
																		244	A	The Citadel		12	6						
																		244	H	The Citadel		8	1						
																		254	A	Charleston So.		5	4						
																		254	A	Charleston So.		3	4						
																		254	A	Charleston So.		1	2						
																		262	H	UNC Asheville		3	0						
																		262	H	UNC Asheville		2	1						
																		262	H	UNC Asheville		4	3						
																		264	H	Longwood		15	7						
																		264	H	Longwood		8	0						
LAST 10 GAMES						167 N Gardner-Webb						4	5	130 H Liberty						2	0	254 A Charleston So.						3	4
						264 N Longwood						7	4	109 A Campbell						0	5	262 H UNC Asheville						3	0
						167 N Gardner-Webb						5	7	109 A Campbell						5	1	262 H UNC Asheville						2	1
						130 H Liberty						1	5	109 A Campbell						1	6	262 H UNC Asheville						4	3
						130 H Liberty						2	11	67 A UNCG						6	2	264 H Longwood						15	7
																						264 H Longwood						8	0

RPI	S	Opponent	Score	
264	H	Longwood	4	3
264	N	Longwood	7	4
276	H	Presbyteri an	14	2
276	H	Presbyteri an	15	9
276	H	Presbyteri an	7	4
296	H	UMES	5	4
296	H	UMES	5	1
296	H	UMES	8	3

W
i
n
t
h
r
o
p

W
i
n
t
h
r
o
p

Winthrop

Average RPI Win:		199	WON-LOST RECORD		WINNING PCT. RANK		LAST 10 GAMES		STRENGTH OF SCHEDULE		OPP. STRENGTH OF SCHEDULE		TEAM RPI		ADJ RPI		CONF. RPI		ADJ CONF. RPI	
DIV. I ONLY			26-30-0		.46429	174	6-4-0		212		193		200		.47329		200		20	
DIV. I NON-CONF.			5-18-0		.21739	265	0-1-0		241		197		285		.39799		285		17	
TOTALS		RPI 1-25		RPI 26-50		W-L RECORDS		RPI 51-100		RPI 101-150		RPI 150+								
26-30-0		1-2-0		0-1-0		OVERALL		4-7-0		2-9-0		19-11-0								
17-8-0		0-0-0		0-0-0		HOME		4-1-0		0-1-0		13-6-0								
8-20-0		1-2-0		0-1-0		AWAY		0-5-0		2-7-0		5-5-0								
1-2-0		0-0-0		0-0-0		NEUTRAL		0-1-0		0-1-0		1-0-0								
5-18-0		0-0-0		0-1-0		NON-CONFERENCE		2-5-0		0-4-0		3-8-0								
5-5-0		0-0-0		0-0-0		HOME		2-0-0		0-1-0		3-4-0								
0-13-0		0-0-0		0-0-		AWAY		0-5-0		0-3-0		0-4-0								
0-0-0		0-0-0		0-0-0		NEUTRAL		0-0-0		0-0-0		0-0-0								
21-12-0		1-2-0		0-0-0		CONFERENCE		2-2-0		2-5-0		16-3-0								
12-3-0		0-0-0		0-0-0		HOME		2-1-0		0-0-0		10-2-0								
8-7-0		1-2-0		0-0-0		AWAY		0-0-0		2-4-0		5-1-0								
1-2-0		0-0-0		0-0-0		NEUTRAL		0-1-0		0-1-0		1-0-0								
RPI	S	Opponent		Score		RPI	S	Opponent		Score		RPI	S	Opponent		Score				
15	A	Tennessee Tech		6 7		27	A	Missouri St.		5 10		56	A	Georgi a Tech		5 8				
15	A	Tennessee Tech		10 6								68	A	Col. of Charleston		4 5				
15	A	Tennessee Tech		2 6								68	A	Col. of Charleston		3 6				
												68	A	Col. of Charleston		0 6				
												95	A	Saint Loui s		2 5				
												95	H	Saint Loui s		10 8				
												95	H	Saint Loui s		4 2				
												100	H	Morehead St.		10 3				
												100	H	Morehead St.		5 4				
												100	H	Morehead St.		4 8				
												100	N	Morehead St.		9 18				
												124	A	Jacksonville St.		6 7				
												124	A	Jacksonville St.		4 1				
												124	A	Jacksonville St.		0 7				
												124	N	Jacksonville St.		0 11				
												139	A	Austin Peay		5 6				
												139	A	Austin Peay		20 4				
												139	A	Austin Peay		6 7				
												143	A	Central Ark.		3 7				
												143	A	Central Ark.		4 5				
												144	A	Southern Ill.		0 2				
												144	H	Southern Ill.		0 5				
												175	A	Eastern Ky.		7 2				
												175	A	Eastern Ky.		10 9				
												175	A	Eastern Ky.		7 6				
												176	A	Lipscomb		7 8				
												176	A	Lipscomb		6 7				
												177	A	Arkansas St.		6 7				
												192	A	Memphis		2 3				
												222	H	SIUE		7 0				
												222	H	SIUE		11 6				
												222	H	SIUE		11 10				
												228	H	Eastern Ill.		3 5				
												228	H	Eastern Ill.		3 1				
												228	H	Eastern Ill.		13 1				
												243	H	Murray St.		8 6				
												243	H	Murray St.		7 5				
												243	H	Murray St.		7 4				
												243	N	Murray St.		5 2				
												250	H	South Dakota St.		12 8				
												250	H	South Dakota St.		4 7				
												250	H	South Dakota St.		5 6				
												266	H	Bel mont		9 8				
												266	H	Bel mont		6 10				
												266	H	Bel mont		9 8				
												266	H	Bel mont		6 10				
												266	H	Bel mont		9 8				

Non-Div. I Games:	McKendree	15	0
--------------------------	------------------	-----------	----------

Southwest Mo. St.

RPI	S	Opponent	Score	
267	A	UT Martin	8	7
267	A	UT Martin	17	1
267	A	UT Martin	7	8
282	H	Bowling Green	7	9
282	H	Bowling Green	9	7
282	H	Bowling Green	2	5
282	H	Bowling Green	8	4

Southeast Mo. St.

S
o
u
t
h
e
a
s
t
M
o
.
S
t
.

S
o
u
t
h
e
a
s
t
M
o
.
S
t
.

Average RPI Win:		167	WON-LOST RECORD		WINNING PCT. RANK		LAST 10 GAMES		STRENGTH OF SCHEDULE		OPP. STRENGTH OF SCHEDULE		TEAM RPI		ADJ RPI		CONF. RPI		ADJ CONF. RPI	
DIV. I ONLY			21-33-0		.38889 224		2-8-0		115		125		201		.47321 201		11		11	
DIV. I NON-CONF.			8-14-0		.36364 223		0-1-0		156		205		245		.44254 244		12		12	
TOTALS		RPI 1-25		RPI 26-50		W-L RECORDS		RPI 51-100		RPI 101-150		RPI 150+								
21-33-0		0-2-0		2-7-0		OVERALL		6-11-0		1-4-0		12-9-0								
12-19-0		0-1-0		0-4-0		HOME		3-5-0		1-3-0		8-6-0								
9-12-0		0-1-0		2-2-0		AWAY		3-5-0		0-1-0		4-3-0								
0-2-0		0-0-0		0-1-0		NEUTRAL		0-1-0		0-0-0		0-0-0								
8-14-0		0-2-0		0-2-0		NON-CONFERENCE		2-5-0		0-2-0		6-3-0								
8-8-0		0-1-0		0-1-0		HOME		2-3-0		0-1-0		6-2-0								
0-6-0		0-1-0		0-0-		AWAY		0-2-0		0-1-0		0-1-0								
0-0-0		0-0-0		0-0-0		NEUTRAL		0-0-0		0-0-0		0-0-0								
13-19-0		0-0-0		2-5-0		CONFERENCE		4-6-0		1-2-0		6-6-0								
4-11-0		0-0-0		0-3-0		HOME		1-2-0		1-2-0		2-4-0								
9-6-0		0-0-0		2-1-0		AWAY		3-3-0		0-0-0		4-2-0								
0-2-0		0-0-0		0-1-0		NEUTRAL		0-1-0		0-0-0		0-0-0								
RPI	S	Opponent		Score		RPI	S	Opponent		Score		RPI	S	Opponent		Score				
9	A	Auburn		2	12	30	A	Fla. Atlantic		12	5	61	H	Louisiana Tech		4	9			
9	H	Auburn		8	11	30	A	Fla. Atlantic		2	5	61	H	Louisiana Tech		3	0			
						30	A	Fla. Atlantic		8	2	61	H	Louisiana Tech		6	7			
						38	H	Southern Miss.		4	9	78	H	Iowa		1	4			
						38	H	Southern Miss.		0	6	78	H	Iowa		3	11			
						38	H	Southern Miss.		1	6	78	H	Iowa		4	0			
						38	N	Southern Miss.		0	2	80	A	Charlotte		1	7			
						41	A	Troy		2	3	80	A	Charlotte		4	3			
						41	H	Troy		1	4	80	N	Charlotte		0	2			
												82	A	Alabama		3	12			
												82	H	Alabama		6	4			
												89	A	Rice		5	3			
												89	A	Rice		3	6			
												89	A	Rice		5	8			
												90	A	Samford		5	7			
												90	H	Samford		2	8			
						LAST 10 GAMES														
						80	N	Charlotte		0	2	124	A	Jacksonville St.		1	7			
						38	N	Southern Miss.		0	2	89	A	Rice		3	6			
						153	H	Middle Tenn.		5	11	89	A	Rice		5	3			
						153	H	Middle Tenn.		6	5	89	A	Rice		5	8			
						153	H	Middle Tenn.		4	7	38	H	Southern Miss.		4	9			

Non-Div. I Games:

UAB

Average RPI Win:		206	WON-LOST RECORD		WINNING PCT. RANK		LAST 10 GAMES		STRENGTH OF SCHEDULE		OPP. STRENGTH OF SCHEDULE		TEAM RPI		ADJ RPI		CONF. RPI		ADJ CONF. RPI	
DIV. I ONLY			22-27-0		.44898 189		7-3-0		217		263		202		.47247 202		18		18	
DIV. I NON-CONF.			12-12-0		.5 134		2-0-0		233		291		177		.48547 176		19		19	
TOTALS		RPI 1-25		RPI 26-50		W-L RECORDS		RPI 51-100		RPI 101-150		RPI 150+								
22-27-0		0-0-0		0-0-0		OVERALL		3-6-0		2-6-0		17-15-0								
5-10-0		0-0-0		0-0-0		HOME		0-3-0		1-1-0		4-6-0								
14-15-0		0-0-0		0-0-0		AWAY		3-3-0		1-3-0		10-9-0								
3-2-0		0-0-0		0-0-0		NEUTRAL		0-0-0		0-2-0		3-0-0								
12-12-0		0-0-0		0-0-0		NON-CONFERENCE		2-2-0		0-3-0		10-7-0								
2-2-0		0-0-0		0-0-0		HOME		0-0-0		0-0-0		2-2-0								
7-8-0		0-0-0		0-0-		AWAY		2-2-0		0-1-0		5-5-0								
3-2-0		0-0-0		0-0-0		NEUTRAL		0-0-0		0-2-0		3-0-0								
10-15-0		0-0-0		0-0-0		CONFERENCE		1-4-0		2-3-0		7-8-0								
3-8-0		0-0-0		0-0-0		HOME		0-3-0		1-1-0		2-4-0								
7-7-0		0-0-0		0-0-0		AWAY		1-1-0		1-2-0		5-4-0								
0-0-0		0-0-0		0-0-0		NEUTRAL		0-0-0		0-0-0		0-0-0								
RPI	S	Opponent		Score		RPI	S	Opponent		Score		RPI	S	Opponent		Score				
								60	A	UNCW	4	5	117	A	Richmond	0	7			
								77	A	Army West Point	5	0	120	N	Butler	1	12			
								77	A	Army West Point	2	6	120	N	Butler	6	15			
								77	H	Army West Point	3	5	142	A	Navy	1	7			
								77	H	Army West Point	1	10	142	A	Navy	7	4			
								77	H	Army West Point	0	14	142	A	Navy	1	2			
								99	A	Davi dson	4	1	142	H	Navy	1	6			
								99	A	Davi dson	3	7	142	H	Navy	1	0			
								99	A	Davi dson	7	1	158	H	Del aware	7	15			
													160	N	Monmouth	10	3			
													161	A	Holy Cross	2	1			
													161	A	Holy Cross	8	5			
													161	H	Holy Cross	4	11			
													161	H	Holy Cross	0	8			
													161	H	Holy Cross	2	4			
													175	N	Eastern Ky.	5	4			
													194	N	Yal e	3	1			
													210	A	N. C. A&T	3	2			
													210	A	N. C. A&T	4	8			
													210	A	N. C. A&T	5	11			
													214	A	Bucknel I	6	3			
													214	A	Bucknel I	1	4			
													214	A	Bucknel I	0	3			
													214	H	Bucknel I	5	4			
													214	H	Bucknel I	1	3			
													227	H	Saint Joseph's	2	10			
													242	A	William & Mary	2	12			
													252	A	Lafayette	7	1			
													252	A	Lafayette	0	1			
													252	A	Lafayette	7	8			
													252	A	Lafayette	5	2			
													252	H	Lafayette	5	2			
													275	H	Coppin St.	11	7			
													285	A	Ri der	5	3			
LAST 10 GAMES																				

Non-Div. I Games:

Lehigh

RPI	S	Opponent	Score	
290	A	Norfol k St.	19	3
290	A	Norfol k St.	3	7
290	A	Norfol k St.	11	5
290	A	Norfol k St.	3	5
295	A	Sai nt Peter' s	27	2
295	H	Sai nt Peter' s	14	0

Lehi gh

L
e
h
i
g
h

L
e
h
i
g
h

Average RPI Win: Average RPI Loss:	204 118	WON-LOST RECORD	WINNING PCT. RANK	LAST 10 GAMES		STRENGTH OF SCHEDULE	OPP. STRENGTH OF SCHEDULE	TEAM RPI	ADJ RPI	CONF. RPI	ADJ CONF. RPI				
DIV. I ONLY		19-31-0	.38	233	1-9-0	151	167	203	.47159	203	11	11			
DIV. I NON-CONF.		12-9-0	.57143	98	0-1-0	244	272	157	.49555	157	12	12			
<hr/>															
TOTALS	RPI 1-25			RPI 26-50	W-L RECORDS		RPI 51-100			RPI 101-150		RPI 150+			
19-31-0	0-0-0			0-6-0	OVERALL		0-11-0			3-5-0		16-9-0			
6-16-0	0-0-0			0-6-0	HOME		0-4-0			0-1-0		6-5-0			
13-15-0	0-0-0			0-0-0	AWAY		0-7-0			3-4-0		10-4-0			
0-0-0	0-0-0			0-0-0	NEUTRAL		0-0-0			0-0-0		0-0-0			
12-9-0	0-0-0			0-0-0	NON-CONFERENCE		0-2-0			2-3-0		10-4-0			
4-4-0	0-0-0			0-0-0	HOME		0-1-0			0-1-0		4-2-0			
8-5-0	0-0-0			0-0-	AWAY		0-1-0			2-2-0		6-2-0			
0-0-0	0-0-0			0-0-0	NEUTRAL		0-0-0			0-0-0		0-0-0			
7-22-0	0-0-0			0-6-0	CONFERENCE		0-9-0			1-2-0		6-5-0			
2-12-0	0-0-0			0-6-0	HOME		0-3-0			0-0-0		2-3-0			
5-10-0	0-0-0			0-0-0	AWAY		0-6-0			1-2-0		4-2-0			
0-0-0	0-0-0			0-0-0	NEUTRAL		0-0-0			0-0-0		0-0-0			
RPI	S	Opponent	Score	RPI	S	Opponent	Score	RPI	S	Opponent	Score	RPI	S	Opponent	Score
				30	H	Fla. Atlantic	2 3	52	H	West Virginia	10 11	110	A	Elon	8 6
				30	H	Fla. Atlantic	6 8	61	H	Louisiana Tech	6 10	110	A	Elon	2 3
				30	H	Fla. Atlantic	3 17	61	H	Louisiana Tech	3 12	110	A	Elon	11 7
				38	H	Southern Miss.	2 10	61	H	Louisiana Tech	2 15	135	A	FIU	0 15
				38	H	Southern Miss.	4 7	80	A	Charlotte	4 6	135	A	FIU	5 9
				38	H	Southern Miss.	9 18	80	A	Charlotte	4 5	135	A	FIU	6 5
								80	A	Charlotte	0 6	146	A	Virginia Tech	3 11
								98	A	UTSA	3 4	146	H	Virginia Tech	9 11
								98	A	UTSA	2 12	153	A	Middle Tenn.	11 0
								98	A	UTSA	2 11	153	A	Middle Tenn.	6 4
								100	A	Morehead St.	11 14	153	A	Middle Tenn.	9 4
												165	H	ETSU	2 8
												180	A	Appalachian St.	4 2
												180	A	Appalachian St.	5 8
												180	A	Appalachian St.	14 5
												201	H	UAB	1 3
												201	H	UAB	6 0
												201	H	UAB	2 5
												206	A	Western Ky.	2 6
												206	A	Western Ky.	6 5
												206	A	Western Ky.	5 7
												241	A	Western Caro.	12 8
												248	H	Old Dominion	2 8
												248	H	Old Dominion	11 6
												250	H	Niagara	11 1
												250	H	Niagara	4 7
												250	H	Niagara	6 2
												250	H	Niagara	5 4
												256	A	Florida A&M	9 0
												256	A	Florida A&M	17 5
												256	A	Florida A&M	1 8
												272	A	Ohio	7 6
												272	H	Ohio	6 2
<hr/>															
LAST 10 GAMES															
				38	H	Southern Miss.	9 18	80	A	Charlotte	4 6				
				38	H	Southern Miss.	4 7	165	H	ETSU	2 8				
				38	H	Southern Miss.	2 10	248	H	Old Dominion	2 8				
				80	A	Charlotte	4 5	248	H	Old Dominion	11 6				
				80	A	Charlotte	0 6	135	A	FIU	5 9				

Non-Div. I Games:

Marshal I

Average RPI Win: 221		WON-LOST	WINNING	LAST 10	STRENGTH OF		OPP. STRENGTH	TEAM	ADJ	CONF.	ADJ CONF.
Average RPI Loss: 137		RECORD	PCT. RANK	GAMES	SCHEDULE		OF SCHEDULE	RPI	RPI	RPI	RPI
DIV. I ONLY		27-30-1	.47414	161	7-2-0		249	190	204	.47111	204
DIV. I NON-CONF.		8-17-1	.32692	240	1-0-0		271	74	260	.43263	260
TOTALS		RPI 1-25	RPI 26-50		W-L RECORDS		RPI 51-100		RPI 101-150		RPI 150+
27-30-1		0-1-0	0-4-0		OVERALL		1-6-0		4-6-0		22-13-1
11-7-0		0-0-0	0-0-0		HOME		1-3-0		0-0-0		10-4-0
9-16-1		0-1-0	0-3-0		AWAY		0-1-0		3-3-0		6-8-1
7-7-0		0-0-0	0-1-0		NEUTRAL		0-2-0		1-3-0		6-1-0
8-17-1		0-1-0	0-4-0		NON-CONFERENCE		0-3-0		0-2-0		8-7-1
3-3-0		0-0-0	0-0-0		HOME		0-1-0		0-0-0		3-2-0
2-10-1		0-1-0	0-0-		AWAY		0-1-0		0-0-0		2-5-1
3-4-0		0-0-0	0-1-0		NEUTRAL		0-1-0		0-2-0		3-0-0
19-13-0		0-0-0	0-0-0		CONFERENCE		1-3-0		4-4-0		14-6-0
8-4-0		0-0-0	0-0-0		HOME		1-2-0		0-0-0		7-2-0
7-6-0		0-0-0	0-0-0		AWAY		0-0-0		3-3-0		4-3-0
4-3-0		0-0-0	0-0-0		NEUTRAL		0-1-0		1-1-0		3-1-0
RPI S	Opponent	Score	RPI S	Opponent	Score	RPI S	Opponent	Score	RPI S	Opponent	Score
7 A	Stetson	3 5	29 A	South Fla.	2 3	59 H	Kent St.	5 1	146 N	Virginia Tech	4 7
			29 A	South Fla.	6 10	59 H	Kent St.	3 19	146 N	Virginia Tech	3 4
			29 A	South Fla.	0 6	59 H	Kent St.	3 11	149 A	Miami (OH)	6 2
			40 N	Purdue	1 11	59 N	Kent St.	7 8	149 A	Miami (OH)	8 13
						63 A	Michigan	5 8	149 A	Miami (OH)	2 4
						63 H	Michigan	2 9	149 N	Miami (OH)	8 9
						70 N	Seton Hall	4 10	150 A	Ball St.	23 1
									150 A	Ball St.	7 4
									150 A	Ball St.	2 5
									150 N	Ball St.	7 2
									164 A	New Mexico	0 6
									164 A	New Mexico	6 6
									164 A	New Mexico	9 20
									164 A	New Mexico	7 8
									193 A	Michigan St.	3 1
									193 H	Michigan St.	13 2
									207 A	Western Mich.	4 2
									207 A	Western Mich.	2 5
									207 A	Western Mich.	2 8
									217 A	Tol edo	5 3
									217 N	Tol edo	3 2
									217 N	Tol edo	6 5
									217 N	Tol edo	7 6
									217 N	Tol edo	1 13
									218 H	Eastern Mich.	6 7
									218 H	Eastern Mich.	2 5
									218 H	Eastern Mich.	12 3
									232 H	Northwestern	2 5
									232 H	Northwestern	7 3
									232 H	Northwestern	2 4
									234 A	Northern Ill.	8 1
									234 A	Northern Ill.	6 0
									234 A	Northern Ill.	5 9
									235 A	UTRGV	6 7

Non-Div. I Games: Lawrence Tech 14 1 Cleary 8 0

Central Mich.

RPI	S	Opponent	Score	
235	A	UTRGV	3	6
249	A	Oakl and	24	9
249	H	Oakl and	8	4
249	N	Oakl and	16	3
260	N	SFA	5	3
260	N	SFA	10	8
272	H	Ohi o	5	3
272	H	Ohi o	4	2
272	H	Ohi o	3	2
282	H	Bowl ing Green	8	4
282	H	Bowl ing Green	4	3
282	H	Bowl ing Green	9	6

Central Mich.

C
e
n
t
r
a
l
M
i
c
h
.

C
e
n
t
r
a
l
M
i
c
h
.

UIC

Average RPI Win:		234	WON-LOST RECORD		WINNING PCT. RANK		LAST 10 GAMES		STRENGTH OF SCHEDULE		OPP. STRENGTH OF SCHEDULE		TEAM RPI		ADJ RPI		CONF. RPI		ADJ CONF. RPI					
DIV. I ONLY			27-18-0		.6		74		6-4-0		285		252		205		.47076		205		25		25	
DIV. I NON-CONF.			10-7-0		.58824		95		0-0-0		294		203		234		.45332		234		26		26	
TOTALS		RPI 1-25		RPI 26-50				W-L RECORDS				RPI 51-100				RPI 101-150				RPI 150+				
27-18-0		0-0-0		0-0-0				OVERALL				3-8-0				0-1-0				24-9-0				
15-6-0		0-0-0		0-0-0				HOME				1-2-0				0-0-0				14-4-0				
7-10-0		0-0-0		0-0-0				AWAY				2-4-0				0-1-0				5-5-0				
5-2-0		0-0-0		0-0-0				NEUTRAL				0-2-0				0-0-0				5-0-0				
10-7-0		0-0-0		0-0-0				NON-CONFERENCE				1-2-0				0-1-0				9-4-0				
4-2-0		0-0-0		0-0-0				HOME				0-0-0				0-0-0				4-2-0				
3-5-0		0-0-0		0-0-				AWAY				1-2-0				0-1-0				2-2-0				
3-0-0		0-0-0		0-0-0				NEUTRAL				0-0-0				0-0-0				3-0-0				
17-11-0		0-0-0		0-0-0				CONFERENCE				2-6-0				0-0-0				15-5-0				
11-4-0		0-0-0		0-0-0				HOME				1-2-0				0-0-0				10-2-0				
4-5-0		0-0-0		0-0-0				AWAY				1-2-0				0-0-0				3-3-0				
2-2-0		0-0-0		0-0-0				NEUTRAL				0-2-0				0-0-0				2-0-0				
RPI	S	Opponent		Score		RPI	S	Opponent		Score		RPI	S	Opponent		Score		RPI	S	Opponent		Score		

Non-Div. I Games: Roosevelt 4 3 Chicago 6 3 Viterbo 17 1

UIC

Average RPI Win: 184		WON-LOST	WINNING	LAST 10	STRENGTH OF		OPP. STRENGTH	TEAM	ADJ	CONF.	ADJ CONF.
Average RPI Loss: 98		RECORD	PCT. RANK	GAMES	SCHEDULE		OF SCHEDULE	RPI	RPI	RPI	RPI
DIV. I ONLY		21-31-0	.40385	215	1-9-0		159	95	206	.47067	206
DIV. I NON-CONF.		10-13-0	.43478	189	0-1-0		263	117	243	.44649	243
TOTALS		RPI 1-25	RPI 26-50		W-L RECORDS		RPI 51-100		RPI 101-150		RPI 150+
21-31-0		0-3-0	1-6-0		OVERALL		5-10-0		0-4-0		15-8-0
12-17-0		0-2-0	0-0-0		HOME		2-7-0		0-3-0		10-5-0
9-14-0		0-1-0	1-6-0		AWAY		3-3-0		0-1-0		5-3-0
0-0-0		0-0-0	0-0-0		NEUTRAL		0-0-0		0-0-0		0-0-0
10-13-0		0-3-0	0-2-0		NON-CONFERENCE		0-3-0		0-1-0		10-4-0
7-7-0		0-2-0	0-0-0		HOME		0-3-0		0-0-0		7-2-0
3-6-0		0-1-0	0-0-0		AWAY		0-0-0		0-1-0		3-2-0
0-0-0		0-0-0	0-0-0		NEUTRAL		0-0-0		0-0-0		0-0-0
11-18-0		0-0-0	1-4-0		CONFERENCE		5-7-0		0-3-0		5-4-0
5-10-0		0-0-0	0-0-0		HOME		2-4-0		0-3-0		3-3-0
6-8-0		0-0-0	1-4-0		AWAY		3-3-0		0-0-0		2-1-0
0-0-0		0-0-0	0-0-0		NEUTRAL		0-0-0		0-0-0		0-0-0
RPI S	Opponent	Score	RPI S	Opponent	Score	RPI S	Opponent	Score	RPI S	Opponent	Score
15 H	Tennessee Tech	1 10	30 A	Fla. Atlantic	2 15	52 H	West Virginia	5 7	135 H	FIU	3 6
21 A	Louisville	4 5	30 A	Fla. Atlantic	5 6	52 H	West Virginia	9 11	135 H	FIU	6 10
21 H	Louisville	5 8	31 A	Kentucky	3 4	52 H	West Virginia	1 7	135 H	FIU	4 8
			32 A	Vanderbilt	2 3	61 H	Louisiana Tech	2 4	139 A	Austin Peay	0 6
			38 A	Southern Miss.	7 1	61 H	Louisiana Tech	4 13	153 H	Middle Tenn.	2 3
			38 A	Southern Miss.	2 8	61 H	Louisiana Tech	6 1	153 H	Middle Tenn.	10 7
			38 A	Southern Miss.	1 14	80 A	Charlotte	4 6	153 H	Middle Tenn.	7 8
						80 A	Charlotte	9 8	175 A	Eastern Ky.	13 9
						80 A	Charlotte	2 4	175 H	Eastern Ky.	5 7
						89 A	Rice	4 0	192 A	Memphis	0 4
						89 A	Rice	5 4	192 A	Memphis	1 7
						89 A	Rice	0 4	192 A	Memphis	3 1
						98 H	UTSA	9 5	201 A	UAB	0 5
						98 H	UTSA	4 10	201 A	UAB	13 5
						98 H	UTSA	0 5	201 A	UAB	8 5
									203 H	Marshall	5 6
									203 H	Marshall	6 2
									203 H	Marshall	7 5
									234 H	Northern Ill.	0 5
									234 H	Northern Ill.	1 0
									234 H	Northern Ill.	9 5
									234 H	Northern Ill.	10 2
									266 A	Belmont	15 7
									266 H	Belmont	4 1
									282 H	Bowling Green	17 5
									282 H	Bowling Green	9 3
									282 H	Bowling Green	5 4
			LAST 10 GAMES								
			30 A	Fla. Atlantic	5 6	80 A	Charlotte	9 8			
			30 A	Fla. Atlantic	2 15	80 A	Charlotte	4 6			
			135 H	FIU	4 8	80 A	Charlotte	2 4			
			135 H	FIU	3 6	139 A	Austin Peay	0 6			
			135 H	FIU	6 10	61 H	Louisiana Tech	2 4			

Non-Div. I Games:

Western Ky.

Average RPI Win:		221	WON-LOST RECORD		WINNING PCT. RANK		LAST 10 GAMES		STRENGTH OF SCHEDULE		OPP. STRENGTH OF SCHEDULE		TEAM RPI		ADJ RPI		CONF. RPI		ADJ CONF. RPI	
DIV. I ONLY			23-25-0		.47917 158		4-6-0		220		228		208		.46963 207		22		22	
DIV. I NON-CONF.			10-12-0		.45455 176		0-1-0		243		179		222		.46223 222		25		25	
TOTALS		RPI 1-25		RPI 26-50		W-L RECORDS		RPI 51-100		RPI 101-150		RPI 150+								
23-25-0		0-0-0		0-3-0		OVERALL		0-4-0		4-9-0		19-9-0								
7-12-0		0-0-0		0-0-0		HOME		0-3-0		2-4-0		5-5-0								
8-8-0		0-0-0		0-0-0		AWAY		0-1-0		1-4-0		7-3-0								
8-5-0		0-0-0		0-3-0		NEUTRAL		0-0-0		1-1-0		7-1-0								
10-12-0		0-0-0		0-3-0		NON-CONFERENCE		0-1-0		1-5-0		9-3-0								
2-4-0		0-0-0		0-0-0		HOME		0-0-0		1-2-0		1-2-0								
1-3-0		0-0-0		0-0-		AWAY		0-1-0		0-2-0		1-0-0								
7-5-0		0-0-0		0-3-0		NEUTRAL		0-0-0		0-1-0		7-1-0								
13-13-0		0-0-0		0-0-0		CONFERENCE		0-3-0		3-4-0		10-6-0								
5-8-0		0-0-0		0-0-0		HOME		0-3-0		1-2-0		4-3-0								
7-5-0		0-0-0		0-0-0		AWAY		0-0-0		1-2-0		6-3-0								
1-0-0		0-0-0		0-0-0		NEUTRAL		0-0-0		1-0-0		0-0-0								
RPI	S	Opponent	Score		RPI	S	Opponent	Score		RPI	S	Opponent	Score		RPI	S	Opponent	Score		
					40	N	Purdue	1	5	59	H	Kent St.	3	8	102	A	Notre Dame	4	14	
					40	N	Purdue	4	10	59	H	Kent St.	6	12	109	A	Campbell	1	5	
					40	N	Purdue	1	5	59	H	Kent St.	2	6	120	H	Butler	4	1	
										63	A	Mi chi gan	6	7	120	H	Butler	3	13	
															120	H	Butler	0	3	
															135	N	FIU	2	4	
															149	H	Mi ami (OH)	6	1	
															149	H	Mi ami (OH)	1	3	
															149	H	Mi ami (OH)	6	10	
															149	N	Mi ami (OH)	4	2	
															150	A	Bal l St.	1	7	
															150	A	Bal l St.	4	6	
															150	A	Bal l St.	10	5	
															191	N	Georgetown	5	9	
															191	N	Georgetown	12	7	
															193	A	Mi chi gan St.	6	1	
															193	H	Mi chi gan St.	7	10	
															194	N	Yal e	6	0	
															198	H	Val parai so	13	18	
															204	H	Central Mich.	8	2	
															204	H	Central Mich.	2	4	
															204	H	Central Mich.	5	2	
															217	H	Tol edo	4	13	
															217	H	Tol edo	0	3	
															217	H	Tol edo	5	0	
															218	A	Eastern Mich.	6	4	
															218	A	Eastern Mich.	1	6	
															218	A	Eastern Mich.	12	5	
															227	N	Sai nt Joseph' s	8	5	
															232	H	Northwestern	26	15	
															234	A	Northern Ill.	5	3	
															234	A	Northern Ill.	1	3	
															234	A	Northern Ill.	10	4	
															272	A	Ohi o	7	6	

Non-Div. I Games:

Western Mi ch.

RPI	S	Opponent	Score	
272	A	Ohi o	7	10
272	A	Ohi o	10	6
277	N	St. Bonaventure	8	4
277	N	St. Bonaventure	1	0
277	N	St. Bonaventure	9	2
281	N	Villanova	6	0
282	H	Bowling Green	9	4

W
e
s
t
e
r
n
M
i
c
h
.

W
e
s
t
e
r
n
M
i
c
h
.

Western Mich.

Average RPI Win: 137		WON-LOST RECORD		WINNING PCT. RANK		LAST 10 GAMES		STRENGTH OF SCHEDULE		OPP. STRENGTH OF SCHEDULE		TEAM RPI		ADJ RPI		CONF. RPI		ADJ CONF. RPI	
DIV. I ONLY		16-39-0		.29091 268		3-7-0		78		70		209		.46958 208		5		5	
DIV. I NON-CONF.		8-17-0		.32 244		1-0-0		179		207		235		.45284 235		5		5	
TOTALS		RPI 1-25		RPI 26-50		W-L RECORDS		RPI 51-100		RPI 101-150		RPI 150+							
16-39-0		2-7-0		2-6-0		OVERALL		1-7-0		3-12-0		8-7-0							
9-13-0		2-7-0		2-4-0		HOME		0-1-0		2-1-0		3-0-0							
7-22-0		0-0-0		0-0-0		AWAY		1-6-0		1-9-0		5-7-0							
0-4-0		0-0-0		0-2-0		NEUTRAL		0-0-0		0-2-0		0-0-0							
8-17-0		0-0-0		0-2-0		NON-CONFERENCE		0-2-0		2-7-0		6-6-0							
5-2-0		0-0-0		0-0-0		HOME		0-1-0		2-1-0		3-0-0							
3-11-0		0-0-0		0-0-		AWAY		0-1-0		0-4-0		3-6-0							
0-4-0		0-0-0		0-2-0		NEUTRAL		0-0-0		0-2-0		0-0-0							
8-22-0		2-7-0		2-4-0		CONFERENCE		1-5-0		1-5-0		2-1-0							
4-11-0		2-7-0		2-4-0		HOME		0-0-0		0-0-0		0-0-0							
4-11-0		0-0-0		0-0-0		AWAY		1-5-0		1-5-0		2-1-0							
0-0-0		0-0-0		0-0-0		NEUTRAL		0-0-0		0-0-0		0-0-0							
RPI	S	Opponent	Score		RPI	S	Opponent	Score		RPI	S	Opponent	Score		RPI	S	Opponent	Score	
2	H	Oregon St.	11	8	46	N	Ohio St.	2	7	72	A	Cal i forn i a	1	5	105	N	Nebraska	2	4
2	H	Oregon St.	8	7	46	N	Ohio St.	13	20	72	A	Cal i forn i a	12	10	105	N	Nebraska	4	7
2	H	Oregon St.	5	9	48	H	Ari zona	5	4	72	A	Cal i forn i a	6	7	114	H	Sacramento St.	1	2
6	H	Stanford	5	25	48	H	Ari zona	3	2	74	A	UNLV	1	3	114	H	Sacramento St.	13	7
6	H	Stanford	1	12	48	H	Ari zona	12	18	74	H	UNLV	0	3	114	H	Sacramento St.	7	6
6	H	Stanford	4	6	49	H	Washi ngton	4	6	92	A	Oregon	3	4	121	A	Southern Cal i forn i a	0	2
22	H	UCLA	4	12	49	H	Washi ngton	2	7	92	A	Oregon	1	13	121	A	Southern Cal i forn i a	2	5
22	H	UCLA	3	16	49	H	Washi ngton	7	13	92	A	Oregon	2	6	121	A	Southern Cal i forn i a	4	0
22	H	UCLA	3	6											126	A	Ari zona St.	4	7
															126	A	Ari zona St.	8	13
															126	A	Ari zona St.	7	15
															132	A	Oral Roberts	0	3
															132	A	Oral Roberts	3	4
															132	A	Oral Roberts	4	6
															133	A	San Jose St.	6	9
															161	A	Santa Clara	3	4
															161	A	Santa Clara	2	4
															161	A	Santa Clara	5	6
															186	A	Washington St.	9	3
															186	A	Washington St.	5	14
															186	A	Washington St.	12	11
															190	A	BYU	6	7
															190	A	BYU	8	4
															190	H	BYU	4	3
															190	H	BYU	6	3
															231	A	UC Ri versi de	1	2
															231	A	UC Ri versi de	2	3
															231	A	UC Ri versi de	7	4
															245	A	Utah Val ley	12	6
															245	H	Utah Val ley	10	6
					LAST 10 GAMES														
					186 A Washington St.					49 H Washington					4				
					186 A Washington St.					92 A Oregon					3				
					186 A Washington St.					92 A Oregon					1				
					49 H Washington					92 A Oregon					2				
					49 H Washington					190 H BYU					6				

Non-Div. I Games:

Utah

Average RPI Win:		207	WON-LOST RECORD		WINNING PCT. RANK		LAST 10 GAMES		STRENGTH OF SCHEDULE		OPP. STRENGTH OF SCHEDULE		TEAM RPI		ADJ RPI		CONF. RPI		ADJ CONF. RPI				
DIV. I ONLY			22-29-0		.43137 199		4-6-0		218		241		210		.4694 209		28		28				
DIV. I NON-CONF.			13-15-0		.46429 166		3-2-0		183		187		126		.50752 126		27		27				
TOTALS		RPI 1-25		RPI 26-50				W-L RECORDS		RPI 51-100				RPI 101-150				RPI 150+					
22-29-0		0-3-0		1-0-0				OVERALL		0-3-0				3-8-0				18-15-0					
12-6-0		0-0-0		0-0-0				HOME		0-0-0				0-0-0				12-6-0					
10-23-0		0-3-0		1-0-0				AWAY		0-3-0				3-8-0				6-9-0					
0-0-0		0-0-0		0-0-0				NEUTRAL		0-0-0				0-0-0				0-0-0					
13-15-0		0-3-0		1-0-0				NON-CONFERENCE		0-3-0				1-4-0				11-5-0					
6-0-0		0-0-0		0-0-0				HOME		0-0-0				0-0-0				6-0-0					
7-15-0		0-3-0		1-0-				AWAY		0-3-0				1-4-0				5-5-0					
0-0-0		0-0-0		0-0-0				NEUTRAL		0-0-0				0-0-0				0-0-0					
9-14-0		0-0-0		0-0-0				CONFERENCE		0-0-0				2-4-0				7-10-0					
6-6-0		0-0-0		0-0-0				HOME		0-0-0				0-0-0				6-6-0					
3-8-0		0-0-0		0-0-0				AWAY		0-0-0				2-4-0				1-4-0					
0-0-0		0-0-0		0-0-0				NEUTRAL		0-0-0				0-0-0				0-0-0					
RPI	S	Opponent		Score		RPI	S	Opponent		Score		RPI	S	Opponent		Score		RPI	S	Opponent		Score	
23	A	Jacksonville		3	7	33	A	St. John's (NY)		2	1	81	A	Ga. Southern		3	4	115	A	North Florida		1	5
23	A	Jacksonville		4	11							81	A	Ga. Southern		5	8	115	A	North Florida		16	12
23	A	Jacksonville		1	5							81	A	Ga. Southern		3	7	115	A	North Florida		1	6
																		116	A	Fordham		3	4
																		136	A	Canisius		2	3
																		136	A	Canisius		1	0
																		136	A	Canisius		3	5
																		138	A	Marist		2	3
																		138	A	Marist		3	7
																		138	A	Marist		7	5
																		148	A	Hartford		11	13
																		154	H	NJIT		9	4
																		156	H	Hofstra		9	3
																		160	A	Monmouth		5	6
																		160	A	Monmouth		2	4
																		174	A	George Mason		5	7
																		174	A	George Mason		1	7
																		174	A	George Mason		13	5
																		178	A	UMass Lowell		5	3
																		178	A	UMass Lowell		4	7
																		178	A	UMass Lowell		1	3
																		179	A	Manhattan		2	3
																		179	A	Manhattan		1	0
																		179	A	Manhattan		3	4
																		181	H	Stony Brook		19	10
																		194	A	Yale		5	6
																		195	A	Bethune-Cookman		7	3
																		237	H	Siena		0	5
																		237	H	Siena		4	2
																		237	H	Siena		0	6
																		246	H	Sacred Heart		11	4
																		246	H	Sacred Heart		6	3
																		250	H	Niagara		6	5
																		250	H	Niagara		5	6

Non-Div. I Games:

Fairfield

Fai r fi el d

RPI	S	Opponent	Score	
275	N	Coppin St.	15	7
276	A	Presbyteri an	8	12
276	H	Presbyteri an	8	5
277	H	St. Bonaventure	4	3
277	H	St. Bonaventure	7	8
277	H	St. Bonaventure	5	4
286	H	Al abama A&M	13	1
286	H	Al abama A&M	5	4
286	H	Al abama A&M	15	5
289	A	Savannah St.	3	2
289	A	Savannah St.	12	1
289	A	Savannah St.	3	2
289	H	Savannah St.	5	6
289	H	Savannah St.	5	0
289	H	Savannah St.	9	6
290	N	Norfol k St.	12	3

N. C. A&T

N
.
C
.
A
&
T

N
.
C
.
A
&
T

Average RPI Win: 223		WON-LOST	WINNING	LAST 10	STRENGTH OF		OPP. STRENGTH	TEAM	ADJ	CONF.	ADJ CONF.
Average RPI Loss: 162		RECORD	PCT. RANK	GAMES	SCHEDULE		OF SCHEDULE	RPI	RPI	RPI	RPI
DIV. I ONLY		31-26-0	.54386	116	7-3-0		278	269	212	.46662	211
DIV. I NON-CONF.		12-14-0	.46154	167	0-2-0		289	253	247	.44	247
TOTALS		RPI 1-25	RPI 26-50		W-L RECORDS		RPI 51-100		RPI 101-150		RPI 150+
31-26-0		0-2-0	0-0-0		OVERALL		7-8-0		1-3-0		23-13-0
15-7-0		0-0-0	0-0-0		HOME		3-5-0		0-0-0		12-2-0
12-16-0		0-1-0	0-0-0		AWAY		1-3-0		1-3-0		10-9-0
4-3-0		0-1-0	0-0-0		NEUTRAL		3-0-0		0-0-0		1-2-0
12-14-0		0-2-0	0-0-0		NON-CONFERENCE		1-3-0		1-3-0		10-6-0
7-1-0		0-0-0	0-0-0		HOME		0-0-0		0-0-0		7-1-0
4-10-0		0-1-0	0-0-		AWAY		1-3-0		1-3-0		2-3-0
1-3-0		0-1-0	0-0-0		NEUTRAL		0-0-0		0-0-0		1-2-0
19-12-0		0-0-0	0-0-0		CONFERENCE		6-5-0		0-0-0		13-7-0
8-6-0		0-0-0	0-0-0		HOME		3-5-0		0-0-0		5-1-0
8-6-0		0-0-0	0-0-0		AWAY		0-0-0		0-0-0		8-6-0
3-0-0		0-0-0	0-0-0		NEUTRAL		3-0-0		0-0-0		0-0-0
RPI S	Opponent	Score	RPI S	Opponent	Score	RPI S	Opponent	Score	RPI S	Opponent	Score
20 N	UConn	3 10				68 A	Col. of Charleston	7 2	108 A	Pittsburgh	1 2
25 A	Coastal Caro.	1 16				68 A	Col. of Charleston	0 7	108 A	Pittsburgh	0 1
						68 A	Col. of Charleston	4 11	108 A	Pittsburgh	5 1
						68 A	Col. of Charleston	2 8	116 A	Fordham	2 3
						76 H	Wagner	2 3	179 H	Manhattan	8 5
						76 H	Wagner	8 7	179 H	Manhattan	6 7
						76 H	Wagner	5 6	181 A	Stony Brook	3 5
						76 H	Wagner	7 3	246 A	Sacred Heart	3 9
						76 N	Wagner	8 5	246 A	Sacred Heart	2 3
						76 N	Wagner	2 1	246 A	Sacred Heart	7 4
						88 H	Bryant	7 6	246 A	Sacred Heart	3 12
						88 H	Bryant	2 7	253 H	Albany (NY)	7 3
						88 H	Bryant	1 11	255 A	Mt. St. Mary's	2 3
						88 H	Bryant	2 20	255 A	Mt. St. Mary's	6 1
						88 N	Bryant	13 4	255 A	Mt. St. Mary's	11 8
									255 A	Mt. St. Mary's	9 12
									257 A	Iona	6 8
									257 H	Iona	9 4
									261 N	Chicago St.	3 12
									261 N	Chicago St.	2 12
									261 N	Chicago St.	8 3
									265 A	Central Conn. St.	3 1
									265 A	Central Conn. St.	6 7
									265 A	Central Conn. St.	2 1
									265 H	Central Conn. St.	15 4
									265 H	Central Conn. St.	7 10
									265 H	Central Conn. St.	5 3
									283 H	La Salle	12 6
									289 A	Savannah St.	2 3
									289 A	Savannah St.	6 0
									289 A	Savannah St.	7 5
									293 A	Fairleigh Dickinson	4 1
									293 A	Fairleigh Dickinson	13 5
									293 A	Fairleigh Dickinson	5 0

Non-Div. I Games:

LIU Brooklyn

RPI	S	Opponent	Score	
293	H	Fairleigh Dickinson	10	5
293	H	Fairleigh Dickinson	13	1
293	H	Fairleigh Dickinson	10	2
295	H	Saint Peter's	9	5
295	H	Saint Peter's	13	2
295	H	Saint Peter's	7	5

L
I
U
B
r
o
o
k
l
y
n

L
I
U
B
r
o
o
k
l
y
n

LIU Brooklyn

Average RPI Win:		151	WON-LOST RECORD			WINNING PCT. RANK			LAST 10 GAMES			STRENGTH OF SCHEDULE			OPP. STRENGTH OF SCHEDULE			TEAM RPI			ADJ RPI			CONF. RPI			ADJ CONF. RPI								
DIV. I ONLY			18-35-0			.33962		254	3-7-0			111			133			213			.4666		212	14			14								
DIV. I NON-CONF.			9-20-0			.31034		248	1-3-0			91			162			219			.46543		219	11			11								
TOTALS		RPI 1-25		RPI 26-50		W-L RECORDS		RPI 51-100		RPI 101-150		RPI 150+																							
18-35-0		0-2-0		1-4-0		OVERALL		1-7-0		7-10-0		9-12-0																							
10-16-0		0-1-0		1-4-0		HOME		0-3-0		4-2-0		5-6-0																							
8-19-0		0-1-0		0-0-0		AWAY		1-4-0		3-8-0		4-6-0																							
0-0-0		0-0-0		0-0-0		NEUTRAL		0-0-0		0-0-0		0-0-0																							
9-20-0		0-2-0		1-1-0		NON-CONFERENCE		1-7-0		2-3-0		5-7-0																							
5-9-0		0-1-0		1-1-0		HOME		0-3-0		2-1-0		2-3-0																							
4-11-0		0-1-0		0-0-		AWAY		1-4-0		0-2-0		3-4-0																							
0-0-0		0-0-0		0-0-0		NEUTRAL		0-0-0		0-0-0		0-0-0																							
9-15-0		0-0-0		0-3-0		CONFERENCE		0-0-0		5-7-0		4-5-0																							
5-7-0		0-0-0		0-3-0		HOME		0-0-0		2-1-0		3-3-0																							
4-8-0		0-0-0		0-0-0		AWAY		0-0-0		3-6-0		1-2-0																							
0-0-0		0-0-0		0-0-0		NEUTRAL		0-0-0		0-0-0		0-0-0																							
RPI	S	Opponent		Score		RPI	S	Opponent		Score		RPI	S	Opponent		Score		RPI	S	Opponent		Score													
6	A	Stanford		2	7	33	H	St. John's (NY)		10	6	62	H	Creighton		7	10	107	H	UC Irvine		4	1												
6	H	Stanford		2	3	33	H	St. John's (NY)		0	8	62	H	Creighton		6	9	107	H	UC Irvine		3	5												
						44	H	Cal St. Fullerton		0	5	62	H	Creighton		3	6	107	H	UC Irvine		4	2												
						44	H	Cal St. Fullerton		0	5	72	A	Cal i forni a		3	9	112	A	Long Beach St.		10	1												
						44	H	Cal St. Fullerton		4	5	92	A	Oregon		9	7	112	A	Long Beach St.		3	0												
												92	A	Oregon		1	4	112	A	Long Beach St.		0	8												
												92	A	Oregon		2	7	114	A	Sacramento St.		2	5												
												92	A	Oregon		4	5	114	H	Sacramento St.		2	8												
																		119	A	CSUN		1	2												
																		119	A	CSUN		2	5												
																		119	A	CSUN		2	6												
																		128	A	Cal Poly		16	10												
																		128	A	Cal Poly		4	7												
																		128	A	Cal Poly		7	8												
																		133	H	San Jose St.		7	3												
																		140	A	Saint Mary's (CA)		2	7												
																		140	H	Saint Mary's (CA)		10	6												
																		152	H	Hawai i		10	3												
																		152	H	Hawai i		3	5												
																		152	H	Hawai i		5	8												
																		164	A	New Mexi co		7	11												
																		164	A	New Mexi co		13	8												
																		164	A	New Mexi co		4	8												
																		171	A	San Franci sco		0	3												
																		171	H	San Franci sco		9	7												
																		183	H	UC Santa Barbara		5	3												
																		183	H	UC Santa Barbara		4	3												
																		183	H	UC Santa Barbara		1	5												
																		216	H	Northern Colo.		4	6												
																		216	H	Northern Colo.		2	12												
																		216	H	Northern Colo.		3	5												
																		216	H	Northern Colo.		6	2												
																		229	A	CSU Bakersfield		7	14												
																		229	A	CSU Bakersfield		8	1												

RPI	S	Opponent	Score	
229	A	CSU Bakersfi el d	15	1
231	A	UC Ri versi de	10	16
231	A	UC Ri versi de	2	6
231	A	UC Ri versi de	10	5

U
C
D
a
v
i
s

U
C
D
a
v
i
s

UC Davi s

Average RPI Win: 201		WON-LOST	WINNING	LAST 10	STRENGTH OF		OPP. STRENGTH	TEAM	ADJ		CONF.	ADJ CONF.
Average RPI Loss: 142		RECORD	PCT. RANK	GAMES	SCHEDULE		OF SCHEDULE	RPI	RPI		RPI	RPI
DIV. I ONLY		25-32-0	.4386	195	5-5-0		250	158	214		24	24
DIV. I NON-CONF.		10-17-0	.37037	221	1-0-0		231	61	213		22	22
TOTALS		RPI 1-25	RPI 26-50		W-L RECORDS		RPI 51-100		RPI 101-150		RPI 150+	
25-32-0		0-1-0	0-0-0		OVERALL		0-5-0		9-14-0		16-12-0	
11-10-0		0-0-0	0-0-0		HOME		0-0-0		2-2-0		9-8-0	
13-18-0		0-1-0	0-0-0		AWAY		0-5-0		6-8-0		7-4-0	
1-4-0		0-0-0	0-0-0		NEUTRAL		0-0-0		1-4-0		0-0-0	
10-17-0		0-1-0	0-0-0		NON-CONFERENCE		0-5-0		4-7-0		6-4-0	
4-2-0		0-0-0	0-0-0		HOME		0-0-0		1-0-0		3-2-0	
6-13-0		0-1-0	0-0-		AWAY		0-5-0		3-5-0		3-2-0	
0-2-0		0-0-0	0-0-0		NEUTRAL		0-0-0		0-2-0		0-0-0	
15-15-0		0-0-0	0-0-0		CONFERENCE		0-0-0		5-7-0		10-8-0	
7-8-0		0-0-0	0-0-0		HOME		0-0-0		1-2-0		6-6-0	
7-5-0		0-0-0	0-0-0		AWAY		0-0-0		3-3-0		4-2-0	
1-2-0		0-0-0	0-0-0		NEUTRAL		0-0-0		1-2-0		0-0-0	
RPI S	Opponent	Score	RPI S	Opponent	Score	RPI S	Opponent	Score	RPI S	Opponent	Score	
25 A	Coastal Caro.	7 13				56 A	Georgi a Tech	8 11	104 N	Maryl and	4 11	
						56 A	Georgi a Tech	0 4	109 H	Campbell I	4 6	
						56 A	Georgi a Tech	5 6	109 H	Campbell I	3 2	
						71 A	Wake Forest	1 5	109 H	Campbell I	2 7	
						83 A	Vi rgi ni a	4 12	110 A	El on	1 2	
									113 A	High Point	3 7	
									113 A	High Point	18 6	
									113 A	High Point	6 15	
									113 N	High Point	3 6	
									115 A	North Florida	2 7	
									115 A	North Florida	14 8	
									115 A	North Florida	12 6	
									124 A	Jacksonville St.	2 4	
									124 A	Jacksonville St.	9 5	
									124 A	Jacksonville St.	0 5	
									130 A	Li berty	10 11	
									130 A	Li berty	10 4	
									130 A	Li berty	4 3	
									130 N	Li berty	4 1	
									130 N	Li berty	2 3	
									146 A	Vir gini a Tech	2 3	
									146 H	Vir gini a Tech	12 11	
									150 N	Ball St.	0 7	
									165 A	ETSU	0 2	
									165 H	ETSU	8 9	
									167 H	Gardner-Webb	4 8	
									167 H	Gardner-Webb	10 20	
									167 H	Gardner-Webb	4 5	
									169 A	VMI	8 6	
									180 A	Appal achian St.	8 3	
									180 H	Appal achian St.	1 5	
									199 A	Winthrop	9 5	
									199 A	Winthrop	3 6	
									199 A	Winthrop	4 1	
LAST 10 GAMES			LAST 10 GAMES			LAST 10 GAMES			LAST 10 GAMES			
			130 N	Li berty	2 3				109 H	Campbell I	3 2	
			113 N	High Point	3 6				180 A	Appal achian St.	8 3	
			130 N	Li berty	4 1				130 A	Li berty	10 11	
			109 H	Campbell I	4 6				130 A	Li berty	4 3	
			109 H	Campbell I	2 7				130 A	Li berty	10 4	

Non-Div. I Games:

Radford

RPI	S	Opponent	Score	
242	A	William & Mary	2	3
242	A	William & Mary	2	1
254	H	Charleston So.	12	6
254	H	Charleston So.	1	3
254	H	Charleston So.	3	1
262	H	UNC Asheville	4	5
262	H	UNC Asheville	2	8
262	H	UNC Asheville	12	5
263	H	Youngstown St.	4	3
263	H	Youngstown St.	6	4
263	H	Youngstown St.	4	3
264	A	Longwood	5	4
264	A	Longwood	3	4
264	A	Longwood	18	4
276	H	Presbyteri an	8	4
276	H	Presbyteri an	9	8
276	H	Presbyteri an	6	3

Radford

R
a
d
f
o
r
d

R
a
d
f
o
r
d

[illegible]

Non-Div. I Games:

Bucknel I

Average RPI Win: 266		WON-LOST	WINNING	LAST 10	STRENGTH OF		OPP. STRENGTH	TEAM	ADJ	CONF.	ADJ CONF.
Average RPI Loss: 145		RECORD	PCT. RANK	GAMES	SCHEDULE		OF SCHEDULE	RPI	RPI	RPI	RPI
DIV. I ONLY		25-28-0	.4717	166	6-4-0		267	271	217	.46563	215
DIV. I NON-CONF.		4-22-0	.15385	281	0-3-0		158	53	249	.43935	249
TOTALS		RPI 1-25	RPI 26-50		W-L RECORDS		RPI 51-100		RPI 101-150		RPI 150+
25-28-0		0-3-0	0-7-0		OVERALL		0-4-0		1-1-0		24-13-0
10-2-0		0-0-0	0-0-0		HOME		0-0-0		0-0-0		10-2-0
11-22-0		0-2-0	0-4-0		AWAY		0-4-0		1-1-0		10-11-0
4-4-0		0-1-0	0-3-0		NEUTRAL		0-0-0		0-0-0		4-0-0
4-22-0		0-3-0	0-7-0		NON-CONFERENCE		0-4-0		1-1-0		3-7-0
0-0-0		0-0-0	0-0-0		HOME		0-0-0		0-0-0		0-0-0
4-18-0		0-2-0	0-0-		AWAY		0-4-0		1-1-0		3-7-0
0-4-0		0-1-0	0-3-0		NEUTRAL		0-0-0		0-0-0		0-0-0
21-6-0		0-0-0	0-0-0		CONFERENCE		0-0-0		0-0-0		21-6-0
10-2-0		0-0-0	0-0-0		HOME		0-0-0		0-0-0		10-2-0
7-4-0		0-0-0	0-0-0		AWAY		0-0-0		0-0-0		7-4-0
4-0-0		0-0-0	0-0-0		NEUTRAL		0-0-0		0-0-0		4-0-0
RPI S	Opponent	Score	RPI S	Opponent	Score	RPI S	Opponent	Score	RPI S	Opponent	Score
18 A	Mississippi St.	6 11	27 N	Missouri St.	5 6	86 A	Tulane	2 8	111 A	Houston Baptist	3 15
19 A	Texas	0 10	27 N	Missouri St.	2 8	93 A	Kansas	1 7	111 A	Houston Baptist	3 2
19 N	Texas	2 10	34 N	Indiana	0 6	93 A	Kansas	5 7	157 A	A&M-Corpus Christi	5 7
			35 A	Baylor	4 5	93 A	Kansas	2 3	197 A	Incarnate Word	9 8
			42 A	Houston	3 4				197 A	Incarnate Word	4 7
			43 A	Oklahoma	1 10				197 A	Incarnate Word	1 10
			43 A	Oklahoma	0 12				224 A	Lamar University	4 3
									225 N	Jackson St.	8 4
									225 N	Jackson St.	10 9
									260 A	SFA	4 5
									260 A	SFA	4 9
									271 A	Grambling	5 10
									271 A	Grambling	18 7
									271 A	Grambling	8 9
									271 H	Grambling	6 7
									271 H	Grambling	11 3
									271 H	Grambling	8 1
									271 N	Grambling	18 3
									274 A	Abilene Christian	8 6
									274 A	Abilene Christian	1 8
									274 A	Abilene Christian	5 6
									279 A	Ark. -Pine Bluff	7 4
									279 A	Ark. -Pine Bluff	5 6
									279 A	Ark. -Pine Bluff	13 3
									279 H	Ark. -Pine Bluff	10 0
									279 H	Ark. -Pine Bluff	10 12
									279 H	Ark. -Pine Bluff	9 2
									287 N	Alcorn	10 3
									288 A	Southern U.	8 9
									288 A	Southern U.	8 1
									288 H	Southern U.	7 6
									288 H	Southern U.	4 0
									288 H	Southern U.	7 5
									294 A	Prairie View	21 1

Non-Div. I Games: Huston-Tillotson 4 3 Huston-Tillotson 12 0

Texas Southern

RPI	S	Opponent	Score	
294	A	Prairie View	18	11
294	A	Prairie View	23	0
294	H	Prairie View	4	1
294	H	Prairie View	10	0
294	H	Prairie View	4	2

T
e
x
a
s
S
o
u
t
h
e
r
n

T
e
x
a
s
S
o
u
t
h
e
r
n

Texas Southern

Average RPI Win:	201	WON-LOST	WINNING	LAST 10	STRENGTH OF	OPP. STRENGTH	TEAM	ADJ	CONF.	ADJ CONF.						
Average RPI Loss:	175	RECORD	PCT. RANK	GAMES	SCHEDULE	OF SCHEDULE	RPI	RPI	RPI	RPI						
DIV. I ONLY	24-23-0	.51064	139	6-4-0	259	204	207	.46513	216	21	21					
DIV. I NON-CONF.	13-8-0	.61905	76	1-0-0	277	224	170	.485	177	24	24					
<hr/>																
TOTALS	RPI 1-25	RPI 26-50		W-L RECORDS		RPI 51-100		RPI 101-150		RPI 150+						
24-23-0	0-0-0	0-0-0		OVERALL		1-2-0		5-7-0		18-14-0						
13-9-0	0-0-0	0-0-0		HOME		1-2-0		1-2-0		11-5-0						
11-12-0	0-0-0	0-0-0		AWAY		0-0-0		4-5-0		7-7-0						
0-2-0	0-0-0	0-0-0		NEUTRAL		0-0-0		0-0-0		0-2-0						
13-8-0	0-0-0	0-0-0		NON-CONFERENCE		0-0-0		3-3-0		10-5-0						
6-4-0	0-0-0	0-0-0		HOME		0-0-0		0-0-0		6-4-0						
7-4-0	0-0-0	0-0-		AWAY		0-0-0		3-3-0		4-1-0						
0-0-0	0-0-0	0-0-0		NEUTRAL		0-0-0		0-0-0		0-0-0						
11-15-0	0-0-0	0-0-0		CONFERENCE		1-2-0		2-4-0		8-9-0						
7-5-0	0-0-0	0-0-0		HOME		1-2-0		1-2-0		5-1-0						
4-8-0	0-0-0	0-0-0		AWAY		0-0-0		1-2-0		3-6-0						
0-2-0	0-0-0	0-0-0		NEUTRAL		0-0-0		0-0-0		0-2-0						
RPI	S	Opponent	Score	RPI	S	Opponent	Score	RPI	S	Opponent	Score					
								87	H	New Mexico St.	13	7				
								87	H	New Mexico St.	3	6				
								87	H	New Mexico St.	9	12				
												105	A	Nebraska	2	14
												105	A	Nebraska	6	3
												114	A	Sacramento St.	0	5
												114	A	Sacramento St.	5	2
												114	A	Sacramento St.	0	5
												122	H	Grand Canyon	1	18
												122	H	Grand Canyon	6	9
												122	H	Grand Canyon	7	4
												133	A	San Jose St.	10	11
												133	A	San Jose St.	12	7
												133	A	San Jose St.	6	5
												133	A	San Jose St.	4	7
												155	A	Air Force	18	11
												155	H	Air Force	9	17
												155	H	Air Force	6	12
												182	A	Seattle U	5	6
												182	A	Seattle U	1	8
												182	A	Seattle U	7	6
												182	N	Seattle U	3	8
												212	A	UC Davis	5	3
												212	A	UC Davis	2	6
												212	A	UC Davis	6	4
												212	A	UC Davis	12	2
												229	H	CSU Bakersfiel d	9	5
												229	H	CSU Bakersfiel d	4	2
												229	H	CSU Bakersfiel d	2	3
												229	N	CSU Bakersfiel d	0	2
												235	H	UTRGV	5	4
												235	H	UTRGV	3	2
												235	H	UTRGV	6	4
												238	H	North Dakota St.	3	6
												238	H	North Dakota St.	9	7
												238	H	North Dakota St.	2	4
								238	H	North Dakota St.	17	4				
Non-Div. I Games:	Mont. St. Billings	5	9	MSU Denver	7	0	Mont. St. Billings	6	1	Mont. St. Billings	18	6				
	Regis (CO)	35	11	Regis (CO)	8	7				Northern Colo.						

RPI	S	Opponent	Score	
245	A	Utah Valley	5	15
245	A	Utah Valley	14	15
245	A	Utah Valley	8	4
250	H	South Dakota St.	8	2
250	H	South Dakota St.	5	4
250	H	South Dakota St.	3	2
250	H	South Dakota St.	11	7
261	A	Chi cago St.	4	7
261	A	Chi cago St.	8	11
261	A	Chi cago St.	11	7

Northern Colo.

N
o
r
t
h
e
r
n
C
o
l
o
.

N
o
r
t
h
e
r
n
C
o
l
o
.

Average RPI Win:		203	WON-LOST RECORD		WINNING PCT. RANK		LAST 10 GAMES		STRENGTH OF SCHEDULE		OPP. STRENGTH OF SCHEDULE		TEAM RPI		ADJ RPI		CONF. RPI		ADJ CONF. RPI				
DIV. I ONLY			21-32-0		.39623 219		5-5-0		170		200		216		.46439 217		22		22				
DIV. I NON-CONF.			6-17-0		.26087 254		0-1-0		87		69		204		.47152 211		25		25				
TOTALS		RPI 1-25		RPI 26-50				W-L RECORDS		RPI 51-100				RPI 101-150				RPI 150+					
21-32-0		0-3-0		0-2-0				OVERALL		3-8-0				3-8-0				15-11-0					
9-9-0		0-0-0		0-0-0				HOME		0-3-0				1-2-0				8-4-0					
7-17-0		0-3-0		0-2-0				AWAY		1-3-0				2-5-0				4-4-0					
5-6-0		0-0-0		0-0-0				NEUTRAL		2-2-0				0-1-0				3-3-0					
6-17-0		0-3-0		0-2-0				NON-CONFERENCE		3-5-0				1-4-0				2-3-0					
1-1-0		0-0-0		0-0-0				HOME		0-0-0				0-0-0				1-1-0					
2-13-0		0-3-0		0-0-				AWAY		1-3-0				1-3-0				0-2-0					
3-3-0		0-0-0		0-0-0				NEUTRAL		2-2-0				0-1-0				1-0-0					
15-15-0		0-0-0		0-0-0				CONFERENCE		0-3-0				2-4-0				13-8-0					
8-8-0		0-0-0		0-0-0				HOME		0-3-0				1-2-0				7-3-0					
5-4-0		0-0-0		0-0-0				AWAY		0-0-0				1-2-0				4-2-0					
2-3-0		0-0-0		0-0-0				NEUTRAL		0-0-0				0-0-0				2-3-0					
RPI	S	Opponent		Score		RPI	S	Opponent		Score		RPI	S	Opponent		Score		RPI	S	Opponent		Score	
10	A	Georgi a		0	7	26	A	LSU		1	8	59	H	Kent St.		2	4	108	N	Pittsburgh		3	17
10	A	Georgi a		3	8	46	A	Ohio St.		4	19	59	H	Kent St.		1	3	120	A	Butler		9	8
10	A	Georgi a		6	7							59	H	Kent St.		3	13	139	A	Austin Peay		4	16
												78	N	Iowa		3	4	139	A	Austin Peay		2	12
												79	A	Southeastern La.		6	7	139	A	Austin Peay		7	8
												79	N	Southeastern La.		5	7	149	A	Mi ami (OH)		6	7
												95	N	Saint Louis		16	8	149	A	Mi ami (OH)		8	4
												95	N	Saint Louis		4	1	149	A	Mi ami (OH)		7	8
												96	A	Cincinnati		8	9	150	H	Ball St.		5	4
												96	A	Cincinnati		13	7	150	H	Ball St.		5	7
												96	A	Cincinnati		4	5	150	H	Ball St.		1	9
														Dayton				184	A	Dayton		2	4
														Dayton				184	H	Dayton		7	6
														Michigan St.				193	A	Michigan St.		4	5
														Central Mich.				204	H	Central Mich.		3	5
														Central Mich.				204	N	Central Mich.		2	3
														Central Mich.				204	N	Central Mich.		6	7
														Central Mich.				204	N	Central Mich.		13	1
														Central Mich.				204	N	Central Mich.		5	6
														Western Mich.				207	A	Western Mich.		13	4
														Western Mich.				207	A	Western Mich.		3	0
														Western Mich.				207	A	Western Mich.		0	5
														Eastern Mich.				218	H	Eastern Mich.		9	5
														Eastern Mich.				218	H	Eastern Mich.		3	6
														Eastern Mich.				218	H	Eastern Mich.		3	2
														Eastern Mich.				218	N	Eastern Mich.		2	1
														Northern Ill.				234	A	Northern Ill.		6	3
														Northern Ill.				234	A	Northern Ill.		15	0
														Northern Ill.				234	A	Northern Ill.		4	12
														Sacred Heart				246	N	Sacred Heart		7	2
														Youngstown St.				263	H	Youngstown St.		16	17
														Ohio				272	H	Ohio		3	2
														Ohio				272	H	Ohio		8	1
														Ohio				272	H	Ohio		4	15

Non-Div. I Games: Madonna 13 0 Spring Arbor 6 8

Tol edo

RPI	S	Opponent	Score
282	H	Bowling Green	4 0
282	H	Bowling Green	11 6
282	H	Bowling Green	3 0

Average RPI Win:		185	WON-LOST RECORD		WINNING PCT. RANK		LAST 10 GAMES		STRENGTH OF SCHEDULE		OPP. STRENGTH OF SCHEDULE		TEAM RPI		ADJ RPI		CONF. RPI		ADJ CONF. RPI					
DIV. I ONLY			20-33-0		.37736		236		3-7-0		180		237		218		.4635		218		22		22	
DIV. I NON-CONF.			6-18-0		.25		256		0-2-0		121		201		228		.45725		229		25		25	
TOTALS		RPI 1-25		RPI 26-50				W-L RECORDS				RPI 51-100				RPI 101-150				RPI 150+				
20-33-0		0-0-0		3-2-0				OVERALL				1-8-0				3-5-0				13-18-0				
6-11-0		0-0-0		0-0-0				HOME				0-1-0				3-4-0				3-6-0				
12-19-0		0-0-0		2-1-0				AWAY				1-7-0				0-0-0				9-11-0				
2-3-0		0-0-0		1-1-0				NEUTRAL				0-0-0				0-1-0				1-1-0				
6-18-0		0-0-0		3-2-0				NON-CONFERENCE				0-6-0				0-1-0				3-9-0				
0-5-0		0-0-0		0-0-0				HOME				0-1-0				0-1-0				0-3-0				
4-12-0		0-0-0		2-0-				AWAY				0-5-0				0-0-0				2-6-0				
2-1-0		0-0-0		1-1-0				NEUTRAL				0-0-0				0-0-0				1-0-0				
14-15-0		0-0-0		0-0-0				CONFERENCE				1-2-0				3-4-0				10-9-0				
6-6-0		0-0-0		0-0-0				HOME				0-0-0				3-3-0				3-3-0				
8-7-0		0-0-0		0-0-0				AWAY				1-2-0				0-0-0				7-5-0				
0-2-0		0-0-0		0-0-0				NEUTRAL				0-0-0				0-1-0				0-1-0				
RPI	S	Opponent		Score		RPI	S	Opponent		Score		RPI	S	Opponent		Score		RPI	S	Opponent		Score		
				36	A	Oklahoma St.	3	8	59	A	Kent St.	3	6	120	H	Butler	6	11						
				36	A	Oklahoma St.	9	7	59	A	Kent St.	8	4	149	H	Miami (OH)	4	0						
				36	A	Oklahoma St.	6	5	59	A	Kent St.	4	6	149	H	Miami (OH)	1	3						
				38	N	Southern Miss.	4	9	63	A	Michigan	4	6	149	H	Miami (OH)	3	4						
				46	N	Ohio St.	6	1	63	H	Michigan	5	12	150	H	Ball St.	6	5						
									84	A	FGCU	11	12	150	H	Ball St.	1	0						
									84	A	FGCU	3	12	150	H	Ball St.	0	5						
									84	A	FGCU	5	6	150	N	Ball St.	2	6						
									84	A	FGCU	7	8	184	A	Dayton	9	11						
														184	H	Dayton	4	9						
														188	N	Nicholls St.	11	5						
														204	A	Central Mich.	3	12						
														204	A	Central Mich.	5	2						
														204	A	Central Mich.	7	6						
														207	H	Western Mich.	5	12						
														207	H	Western Mich.	4	6						
														207	H	Western Mich.	6	1						
														217	A	Toledo	2	3						
														217	A	Toledo	5	9						
														217	A	Toledo	6	3						
														217	N	Toledo	1	2						
														225	A	Jackson St.	9	3						
														225	A	Jackson St.	3	5						
														225	A	Jackson St.	6	8						
														234	H	Northern Ill.	3	6						
														234	H	Northern Ill.	4	2						
														234	H	Northern Ill.	2	1						
														235	A	UTRGV	4	5						
														235	A	UTRGV	3	6						
														235	A	UTRGV	3	4						
														249	A	Oakland	11	8						
														249	H	Oakland	2	4						
														263	H	Youngstown St.	7	9						
														272	A	Ohio	4	3						
Non-Div. I Games:		Lynn		13		17		Concordia (MI)		6		1		Lawrence Tech		4		0		Eastern Mich.				

RPI	S	Opponent	Score	
272	A	Ohi o	6	4
272	A	Ohi o	4	5
282	A	Bowl ing Green	9	2
282	A	Bowl ing Green	3	10
282	A	Bowl ing Green	4	3

Eastern Mich.

E
a
s
t
e
r
n
M
i
c
h
.

E
a
s
t
e
r
n
M
i
c
h
.

Average RPI Win: 239		WON-LOST RECORD		WINNING PCT. RANK		LAST 10 GAMES		STRENGTH OF SCHEDULE		OPP. STRENGTH OF SCHEDULE		TEAM RPI		ADJ RPI		CONF. RPI		ADJ CONF. RPI	
DIV. I ONLY		24-28-0		.46154 178		6-4-0		274		226		219		.46308 219		25		25	
DIV. I NON-CONF.		9-14-0		.3913 215		2-0-0		227		128		211		.47203 210		26		26	
TOTALS		RPI 1-25		RPI 26-50		W-L RECORDS		RPI 51-100		RPI 101-150		RPI 150+							
24-28-0		0-1-0		0-3-0		OVERALL		1-5-0		1-4-0		22-15-0							
7-4-0		0-0-0		0-0-0		HOME		0-1-0		0-1-0		7-2-0							
14-18-0		0-1-0		0-1-0		AWAY		1-3-0		0-2-0		13-11-0							
3-6-0		0-0-0		0-2-0		NEUTRAL		0-1-0		1-1-0		2-2-0							
9-14-0		0-1-0		0-3-0		NON-CONFERENCE		0-2-0		1-4-0		8-4-0							
3-1-0		0-0-0		0-0-0		HOME		0-0-0		0-1-0		3-0-0							
5-9-0		0-1-0		0-0-		AWAY		0-1-0		0-2-0		5-4-0							
1-4-0		0-0-0		0-2-0		NEUTRAL		0-1-0		1-1-0		0-0-0							
15-14-0		0-0-0		0-0-0		CONFERENCE		1-3-0		0-0-0		14-11-0							
4-3-0		0-0-0		0-0-0		HOME		0-1-0		0-0-0		4-2-0							
9-9-0		0-0-0		0-0-0		AWAY		1-2-0		0-0-0		8-7-0							
2-2-0		0-0-0		0-0-0		NEUTRAL		0-0-0		0-0-0		2-2-0							
RPI	S	Opponent		Score		RPI	S	Opponent		Score		RPI	S	Opponent		Score			
12	A	Minnesota		4 5		46	N	Ohio St.		7 11		64	N	Gonzaga		1 4			
						46	N	Ohio St.		3 13		69	A	Wright St.		5 6			
						50	A	Illinois		6 9		69	A	Wright St.		2 10			
												69	A	Wright St.		3 2			
												69	H	Wright St.		3 4			
												78	A	Iowa		4 12			

Non-Div. I Games: Lakeland 10 1 MSOE 5 2

Mi I waukee

RPI	S	Opponent	Score	
263	N	Youngstown St.	3	1
278	A	Northern Ky.	14	4
278	A	Northern Ky.	2	8
278	A	Northern Ky.	8	4
278	H	Northern Ky.	10	9
278	H	Northern Ky.	9	3
278	H	Northern Ky.	1	7
278	N	Northern Ky.	13	1

Milwaukee

M
i
l
w
a
u
k
e
e

M
i
l
w
a
u
k
e
e

Average RPI Win: 218		WON-LOST	WINNING	LAST 10	STRENGTH OF		OPP. STRENGTH	TEAM	ADJ	CONF.	ADJ CONF.
Average RPI Loss: 157		RECORD	PCT. RANK	GAMES	SCHEDULE		OF SCHEDULE	RPI	RPI	RPI	RPI
DIV. I ONLY		20-34-0	.37037	238	5-5-0		196	236	220	.46208	220
DIV. I NON-CONF.		6-20-0	.23077	260	0-1-0		165	213	240	.45161	240
TOTALS		RPI 1-25	RPI 26-50		W-L RECORDS		RPI 51-100		RPI 101-150		RPI 150+
20-34-0		0-4-0	0-0-0		OVERALL		1-6-0		2-4-0		17-20-0
7-5-0		0-0-0	0-0-0		HOME		0-0-0		1-2-0		6-3-0
9-24-0		0-3-0	0-0-0		AWAY		1-5-0		1-2-0		7-11-0
4-5-0		0-0-0	0-0-0		NEUTRAL		0-0-0		0-0-0		4-5-0
6-20-0		0-4-0	0-0-0		NON-CONFERENCE		1-6-0		0-0-0		5-10-0
0-0-0		0-0-0	0-0-0		HOME		0-0-0		0-0-0		0-0-0
4-17-0		0-4-0	0-0-		AWAY		1-6-0		0-0-0		3-7-0
2-3-0		0-0-0	0-0-0		NEUTRAL		0-0-0		0-0-0		2-3-0
14-14-0		0-0-0	0-0-0		CONFERENCE		0-0-0		2-4-0		12-10-0
7-5-0		0-0-0	0-0-0		HOME		0-0-0		1-2-0		6-3-0
5-7-0		0-0-0	0-0-0		AWAY		0-0-0		1-2-0		4-5-0
2-2-0		0-0-0	0-0-0		NEUTRAL		0-0-0		0-0-0		2-2-0
RPI	S	Opponent	Score	RPI	S	Opponent	Score	RPI	S	Opponent	Score
8	A	Texas Tech	2 4					65	A	Mi ami (FL)	1 7
8	A	Texas Tech	6 21					65	A	Mi ami (FL)	6 7
8	A	Texas Tech	5 12					65	A	Mi ami (FL)	6 1
8	A	Texas Tech	1 12					87	A	New Mexi co St.	7 14
								87	A	New Mexi co St.	6 10
								87	A	New Mexi co St.	5 8
								87	A	New Mexi co St.	5 6
								148	A	Hartford	6 1
								148	A	Hartford	3 5
								148	A	Hartford	0 1
								148	H	Hartford	2 9
								148	H	Hartford	7 12
								148	H	Hartford	3 1
								160	A	Monmouth	3 7
								160	A	Monmouth	15 10
								172	A	Boston College	7 9
								178	A	UMass Lowell	0 1
								178	A	UMass Lowell	8 9
								178	A	UMass Lowell	9 4
								181	H	Stony Brook	2 5
								181	H	Stony Brook	4 2
								181	H	Stony Brook	1 4
								181	N	Stony Brook	1 2
								181	N	Stony Brook	4 11
								197	A	Incarnate Word	8 9
								197	A	Incarnate Word	0 2
								221	H	Binghamton	6 1
								221	H	Binghamton	4 7
								221	H	Binghamton	4 2
								233	A	UMBC	4 7
								233	A	UMBC	2 5
								233	A	UMBC	4 9
								233	N	UMBC	9 4
								235	A	UTRGV	3 7
								235	A	UTRGV	1 12
								235	A	UTRGV	3 4
								235	A	UTRGV	7 5
								246	N	Sacred Heart	8 9
								253	A	Al bany (NY)	8 7
								253	A	Al bany (NY)	12 5
								253	A	Al bany (NY)	6 5
LAST 10 GAMES				181	N	Stony Brook	4 11	148	H	Hartford	3 1
				253	N	Al bany (NY)	6 1	148	H	Hartford	2 9
				181	N	Stony Brook	1 2	172	A	Boston College	7 9
				233	N	UMBC	9 4	253	A	Al bany (NY)	8 7
				148	H	Hartford	7 12	253	A	Al bany (NY)	12 5

Non-Div. I Games:

Mai ne

RPI	S	Opponent	Score	
253	H	Albany (NY)	10	2
253	H	Albany (NY)	4	1
253	H	Albany (NY)	17	1
253	N	Albany (NY)	6	1
259	A	Massachusetts	24	5
272	N	Ohio	2	6
272	N	Ohio	2	1
272	N	Ohio	5	7
272	N	Ohio	5	1

Average RPI Win:	203	WON-LOST RECORD	WINNING PCT. RANK	LAST 10 GAMES	STRENGTH OF SCHEDULE	OPP. STRENGTH OF SCHEDULE	TEAM RPI	ADJ RPI	CONF. RPI	ADJ CONF. RPI		
DIV. I ONLY		18-30-1	.37755	235	5-5-0	195	250	222	.46149	221	23	23
DIV. I NON-CONF.		9-15-1	.38	219	3-1-0	142	256	168	.49128	168	21	21
<hr/>												
TOTALS	RPI 1-25		RPI 26-50		W-L RECORDS		RPI 51-100		RPI 101-150		RPI 150+	
18-30-1	0-0-0		0-2-0		OVERALL		1-2-0		2-12-0		15-14-1	
7-9-0	0-0-0		0-2-0		HOME		0-0-0		0-0-0		7-7-0	
11-21-1	0-0-0		0-0-0		AWAY		1-2-0		2-11-0		8-5-1	
0-0-0	0-0-0		0-0-0		NEUTRAL		0-0-0		0-0-0		0-0-0	
<hr/>												
9-15-1	0-0-0		0-2-0		NON-CONFERENCE		1-2-0		2-9-0		6-2-1	
1-3-0	0-0-0		0-2-0		HOME		0-0-0		0-0-0		1-1-0	
8-12-1	0-0-0		0-0-		AWAY		1-2-0		2-9-0		5-1-1	
0-0-0	0-0-0		0-0-0		NEUTRAL		0-0-0		0-0-0		0-0-0	
<hr/>												
9-15-0	0-0-0		0-0-0		CONFERENCE		0-0-0		0-3-0		9-12-0	
6-6-0	0-0-0		0-0-0		HOME		0-0-0		0-0-0		6-6-0	
3-9-0	0-0-0		0-0-0		AWAY		0-0-0		0-3-0		3-6-0	
0-0-0	0-0-0		0-0-0		NEUTRAL		0-0-0		0-0-0		0-0-0	
<hr/>												
RPI	S	Opponent	Score	RPI	S	Opponent	Score	RPI	S	Opponent	Score	
				33	H	St. John's (NY)	2 8	94	A	Northwestern St.	2 3	
				33	H	St. John's (NY)	0 4	94	A	Northwestern St.	10 3	
								94	A	Northwestern St.	1 9	
								117	A	Richmond	4 6	
								117	A	Richmond	2 3	
								117	A	Richmond	5 4	
								129	A	VCU	3 18	
								129	A	VCU	1 3	
								129	A	VCU	1 2	
								130	A	Liberty	2 3	
								130	A	Liberty	6 10	
								130	A	Liberty	4 2	
								138	A	Marist	1 2	
								138	A	Marist	2 6	
								148	A	Hartford	3 6	
								148	A	Hartford	2 3	
								148	A	Hartford	4 5	
								178	H	UMass Lowell	10 2	
								178	H	UMass Lowell	3 0	
								178	H	UMass Lowell	5 1	
								181	A	Stony Brook	8 6	
								181	A	Stony Brook	5 7	
								181	A	Stony Brook	12 15	
								181	H	Stony Brook	1 3	
								181	H	Stony Brook	0 5	
								181	H	Stony Brook	8 5	
								214	A	Bucknell	9 6	
								220	A	Maine	7 4	
								220	A	Maine	2 4	
								220	A	Maine	1 6	
								233	A	UMBC	5 3	
								233	A	UMBC	6 8	
								233	A	UMBC	1 6	
								233	H	UMBC	3 2	
								233	H	UMBC	4 8	
								233	H	UMBC	0 2	
								237	A	Sienna	10 0	
<hr/>												
				LAST 10 GAMES								
				265	A	Central Conn. St.	4 5	237	A	Sienna	10 0	
				265	A	Central Conn. St.	2 0	237	A	Sienna	9 1	
				233	H	UMBC	3 2	220	A	Maine	1 6	
				233	H	UMBC	4 8	220	A	Maine	2 4	
				233	H	UMBC	0 2	220	A	Maine	7 4	

Non-Div. I Games:

Bi nghamton

RPI	S	Opponent	Score	
237	A	Si ena	9	1
239	A	Cornel l	5	5
239	H	Cornel l	3	12
239	H	Cornel l	11	1
253	H	Al bany (NY)	2	0
253	H	Al bany (NY)	2	3
253	H	Al bany (NY)	4	6
265	A	Central Conn. St.	2	0
265	A	Central Conn. St.	4	5
277	A	St. Bonaventure	4	3

Bi n g h a m t o n

B
i
n
g
h
a
m
t
o
n

B
i
n
g
h
a
m
t
o
n

Average RPI Win: 153		WON-LOST	WINNING	LAST 10	STRENGTH OF		OPP. STRENGTH	TEAM	ADJ		CONF.	ADJ CONF.
Average RPI Loss: 145		RECORD	PCT. RANK	GAMES	SCHEDULE		OF SCHEDULE	RPI	RPI		RPI	RPI
DIV. I ONLY		15-37-0	.28846	269	2-8-0		99	216	223		.46129	222
DIV. I NON-CONF.		9-13-0	.40909	202	0-1-0		8	236	61		.5434	61
TOTALS		RPI 1-25	RPI 26-50		W-L RECORDS		RPI 51-100		RPI 101-150		RPI 150+	
15-37-0		0-3-0	0-1-0		OVERALL		6-11-0		4-7-0		5-15-0	
4-15-0		0-3-0	0-0-0		HOME		1-4-0		1-6-0		2-2-0	
11-22-0		0-0-0	0-1-0		AWAY		5-7-0		3-1-0		3-13-0	
0-0-0		0-0-0	0-0-0		NEUTRAL		0-0-0		0-0-0		0-0-0	
9-13-0		0-0-0	0-1-0		NON-CONFERENCE		6-8-0		3-2-0		0-2-0	
1-3-0		0-0-0	0-0-0		HOME		1-1-0		0-1-0		0-1-0	
8-10-0		0-0-0	0-0-0		AWAY		5-7-0		3-1-0		0-1-0	
0-0-0		0-0-0	0-0-0		NEUTRAL		0-0-0		0-0-0		0-0-0	
6-24-0		0-3-0	0-0-0		CONFERENCE		0-3-0		1-5-0		5-13-0	
3-12-0		0-3-0	0-0-0		HOME		0-3-0		1-5-0		2-1-0	
3-12-0		0-0-0	0-0-0		AWAY		0-0-0		0-0-0		3-12-0	
0-0-0		0-0-0	0-0-0		NEUTRAL		0-0-0		0-0-0		0-0-0	
RPI S	Opponent	Score	RPI S	Opponent	Score	RPI S	Opponent	Score	RPI S	Opponent	Score	
15 H	Tennessee Tech	1 4	47 A	Missouri	1 12	54 A	Wichita St.	1 6	123 A	Illinois St.	7 2	
15 H	Tennessee Tech	4 8				61 A	Louisiana Tech	1 13	124 H	Jacksonville St.	3 8	
15 H	Tennessee Tech	1 4				61 A	Louisiana Tech	1 4	124 H	Jacksonville St.	9 11	
						61 A	Louisiana Tech	5 2	124 H	Jacksonville St.	5 7	
						79 A	Southeastern La.	2 11	132 A	Oral Roberts	2 1	
						79 A	Southeastern La.	6 13	132 A	Oral Roberts	6 4	
						79 A	Southeastern La.	7 4	132 A	Oral Roberts	2 4	
						85 A	Bradley	6 8	139 H	Austin Peay	0 7	
						90 A	Samford	4 2	139 H	Austin Peay	12 7	
						90 A	Samford	5 0	139 H	Austin Peay	0 4	
						90 A	Samford	1 0	144 H	Southern Ill.	3 8	
						95 A	Saint Louis	2 5	175 A	Eastern Ky.	3 15	
						95 H	Saint Louis	7 6	175 A	Eastern Ky.	8 11	
						95 H	Saint Louis	4 5	175 A	Eastern Ky.	7 10	
						100 H	Morehead St.	6 11	200 A	Southeast Mo. St.	6 11	
						100 H	Morehead St.	6 10	200 A	Southeast Mo. St.	0 7	
						100 H	Morehead St.	3 25	200 A	Southeast Mo. St.	10 11	
									228 A	Eastern Ill.	2 6	
									228 A	Eastern Ill.	6 7	
									228 A	Eastern Ill.	7 3	
									243 A	Murray St.	8 9	
									243 A	Murray St.	10 7	
									243 A	Murray St.	5 6	
									266 H	Belmont	4 2	
									266 H	Belmont	5 4	
									266 H	Belmont	1 15	
									267 A	UT Martin	1 7	
									267 A	UT Martin	5 9	
									267 A	UT Martin	17 6	
									280 A	Western Ill.	2 8	
									280 H	Western Ill.	3 4	
			LAST 10 GAMES									
						124 H	Jacksonville St.	9 11	228 A	Eastern Ill.	2 6	
						124 H	Jacksonville St.	5 7	85 A	Bradley	6 8	
						124 H	Jacksonville St.	3 8	139 H	Austin Peay	12 7	
						228 A	Eastern Ill.	7 3	139 H	Austin Peay	0 4	
						228 A	Eastern Ill.	6 7	139 H	Austin Peay	0 7	

Non-Div. I Games:

SIUE

Average RPI Win: 211		WON-LOST	WINNING	LAST 10	STRENGTH OF		OPP. STRENGTH	TEAM	ADJ	CONF.	ADJ CONF.
Average RPI Loss: 183		RECORD	PCT. RANK	GAMES	SCHEDULE		OF SCHEDULE	RPI	RPI	RPI	RPI
DIV. I ONLY		26-30-0	.46429	174	5-5-0		269	251	224	.46103	223
DIV. I NON-CONF.		9-20-0	.31034	248	0-0-0		252	204	237	.4524	237
TOTALS		RPI 1-25	RPI 26-50		W-L RECORDS		RPI 51-100		RPI 101-150		RPI 150+
26-30-0	0-0-0	0-0-0		OVERALL		2-4-0		4-7-0		20-19-0	
11-7-0	0-0-0	0-0-0		HOME		0-0-0		1-0-0		10-7-0	
14-21-0	0-0-0	0-0-0		AWAY		2-4-0		3-6-0		9-9-0	
1-2-0	0-0-0	0-0-0		NEUTRAL		0-0-0		0-1-0		1-1-0	
9-20-0	0-0-0	0-0-0		NON-CONFERENCE		2-4-0		1-3-0		6-13-0	
1-2-0	0-0-0	0-0-0		HOME		0-0-0		1-0-0		0-2-0	
8-18-0	0-0-0	0-0-0		AWAY		2-4-0		0-3-0		6-11-0	
0-0-0	0-0-0	0-0-0		NEUTRAL		0-0-0		0-0-0		0-0-0	
17-10-0	0-0-0	0-0-0		CONFERENCE		0-0-0		3-4-0		14-6-0	
10-5-0	0-0-0	0-0-0		HOME		0-0-0		0-0-0		10-5-0	
6-3-0	0-0-0	0-0-0		AWAY		0-0-0		3-3-0		3-0-0	
1-2-0	0-0-0	0-0-0		NEUTRAL		0-0-0		0-1-0		1-1-0	
RPI S	Opponent	Score	RPI S	Opponent	Score	RPI S	Opponent	Score	RPI S	Opponent	Score
						60 A	UNCW	0 19	106 A	Rhode Island	5 7
						60 A	UNCW	3 12	136 A	Canisius	9 5
						60 A	UNCW	3 6	136 A	Canisius	3 0
						68 A	Col. of Charleston	2 1	136 A	Canisius	5 8
						68 A	Col. of Charleston	6 5	136 N	Canisius	3 11
						88 A	Bryant	8 9	138 A	Marist	9 13
									138 A	Marist	3 5
									138 A	Marist	7 6
									148 A	Hartford	2 8
									148 A	Hartford	11 12
									148 H	Hartford	6 5
									160 H	Monmouth	8 3
									160 H	Monmouth	4 3
									160 H	Monmouth	4 3
									160 N	Monmouth	8 11
									167 A	Gardner-Webb	13 3
									167 A	Gardner-Webb	2 6
									167 A	Gardner-Webb	1 5
									172 A	Boston College	5 9
									181 A	Stony Brook	2 9
									181 A	Stony Brook	1 5
									181 A	Stony Brook	4 10
									194 H	Yale	9 16
									237 H	Siena	5 2
									237 H	Siena	12 4
									237 H	Siena	4 12
									237 N	Siena	7 6
									242 A	William & Mary	6 1
									242 A	William & Mary	11 2
									242 A	William & Mary	10 3
									247 A	Dartmouth	4 11
									248 A	Old Dominion	8 6
									248 A	Old Dominion	0 11
									248 A	Old Dominion	5 2
LAST 10 GAMES											
						160 N	Monmouth	8 11	285 H	Rider	8 6
						237 N	Siena	7 6	138 A	Marist	3 13
						136 N	Canisius	3 11	138 A	Marist	7 5
						285 H	Rider	4 1	138 A	Marist	7 6
						285 H	Rider	8 14	250 H	Niagara	8 1

Non-Div. I Games:

Qui nni pi ac

RPI	S	Opponent	Score	
250	H	Niagara	6	10
250	H	Niagara	6	3
250	H	Niagara	8	1
257	H	Iona	4	9
257	H	Iona	0	3
257	H	Iona	2	1
265	H	Central Conn. St.	6	9
274	A	Abilene Christian	9	10
274	A	Abilene Christian	4	5
274	A	Abilene Christian	2	11
285	H	Rider	8	6
285	H	Rider	8	14
285	H	Rider	4	1
295	A	Saint Peter's	28	2
295	A	Saint Peter's	4	0
295	A	Saint Peter's	10	0

Qui nni pi ac

Q
u
i
n
n
i
p
i
a
c

Q
u
i
n
n
i
p
i
a
c

Average RPI Win: 181		WON-LOST RECORD		WINNING PCT. RANK		LAST 10 GAMES		STRENGTH OF SCHEDULE		OPP. STRENGTH OF SCHEDULE		TEAM RPI		ADJ RPI		CONF. RPI		ADJ CONF. RPI	
DIV. I ONLY		19-36-0		.34545 248		4-6-0		146		140		225		.46034 224		17		17	
DIV. I NON-CONF.		5-17-0		.22727 261		0-4-0		135		46		258		.43494 257		18		18	
TOTALS		RPI 1-25		RPI 26-50		W-L RECORDS		RPI 51-100		RPI 101-150		RPI 150+							
19-36-0		0-1-0		1-4-0		OVERALL		1-15-0		2-4-0		15-12-0							
10-18-0		0-0-0		1-1-0		HOME		0-9-0		1-2-0		8-6-0							
9-18-0		0-1-0		0-3-0		AWAY		1-6-0		1-2-0		7-6-0							
0-0-0		0-0-0		0-0-0		NEUTRAL		0-0-0		0-0-0		0-0-0							
5-17-0		0-1-0		1-4-0		NON-CONFERENCE		0-7-0		0-0-0		4-5-0							
4-7-0		0-0-0		1-1-0		HOME		0-1-0		0-0-0		3-5-0							
1-10-0		0-1-0		0-0-		AWAY		0-6-0		0-0-0		1-0-0							
0-0-0		0-0-0		0-0-0		NEUTRAL		0-0-0		0-0-0		0-0-0							
14-19-0		0-0-0		0-0-0		CONFERENCE		1-8-0		2-4-0		11-7-0							
6-11-0		0-0-0		0-0-0		HOME		0-8-0		1-2-0		5-1-0							
8-8-0		0-0-0		0-0-0		AWAY		1-0-0		1-2-0		6-6-0							
0-0-0		0-0-0		0-0-0		NEUTRAL		0-0-0		0-0-0		0-0-0							
RPI	S	Opponent		Score		RPI	S	Opponent		Score		RPI	S	Opponent		Score			
19	A	Texas		2 7		26	A	LSU		0 8		55	H	Sam Houston St.		1 3			
						27	H	Missouri St.		2 11		55	H	Sam Houston St.		2 5			
						27	H	Missouri St.		8 0		55	H	Sam Houston St.		1 8			
						35	A	Baylor		1 2		57	A	TCU		3 4			
						42	A	Houston		1 3		57	A	TCU		0 2			
												57	A	TCU		0 11			
												79	H	Southeastern La.		4 6			
												79	H	Southeastern La.		1 8			
												79	H	Southeastern La.		3 5			
												86	A	Tulane		2 6			
												86	A	Tulane		1 7			
												89	A	Rice		1 2			
												89	H	Rice		2 6			
												94	A	Northwestern St.		3 2			
												94	H	Northwestern St.		2 7			
												94	H	Northwestern St.		3 15			
								</											

Non-Div. I Games:

Lamar University

Average RPI Win: 246		WON-LOST	WINNING	LAST 10	STRENGTH OF		OPP. STRENGTH	TEAM	ADJ		CONF.	ADJ CONF.
Average RPI Loss: 199		RECORD	PCT. RANK	GAMES	SCHEDULE		OF SCHEDULE	RPI	RPI		RPI	RPI
DIV. I ONLY		31-17-0	.64583	41	7-3-0		293	287	221		.46021	225
DIV. I NON-CONF.		10-8-0	.55556	109	2-1-0		166	252	172		.48794	174
TOTALS		RPI 1-25	RPI 26-50		W-L RECORDS		RPI 51-100		RPI 101-150		RPI 150+	
31-17-0		0-1-0	0-0-0		OVERALL		3-4-0		2-0-0		26-12-0	
17-9-0		0-1-0	0-0-0		HOME		1-3-0		1-0-0		15-5-0	
12-6-0		0-0-0	0-0-0		AWAY		2-1-0		1-0-0		9-5-0	
2-2-0		0-0-0	0-0-0		NEUTRAL		0-0-0		0-0-0		2-2-0	
10-8-0		0-1-0	0-0-0		NON-CONFERENCE		3-4-0		2-0-0		5-3-0	
7-6-0		0-1-0	0-0-0		HOME		1-3-0		1-0-0		5-2-0	
3-2-0		0-0-0	0-0-		AWAY		2-1-0		1-0-0		0-1-0	
0-0-0		0-0-0	0-0-0		NEUTRAL		0-0-0		0-0-0		0-0-0	
21-9-0		0-0-0	0-0-0		CONFERENCE		0-0-0		0-0-0		21-9-0	
10-3-0		0-0-0	0-0-0		HOME		0-0-0		0-0-0		10-3-0	
9-4-0		0-0-0	0-0-0		AWAY		0-0-0		0-0-0		9-4-0	
2-2-0		0-0-0	0-0-0		NEUTRAL		0-0-0		0-0-0		2-2-0	
RPI S	Opponent	Score	RPI S	Opponent	Score	RPI S	Opponent	Score	RPI S	Opponent	Score	
18 H	Mississippi St.	1 12				79 A	Southeastern La.	4 3	147 A	New Orleans	4 2	
						79 H	Southeastern La.	4 3	147 H	New Orleans	7 4	
						84 H	FGCU	3 6	196 A	La. -Monroe	7 10	
						84 H	FGCU	4 9	196 H	La. -Monroe	7 2	
						84 H	FGCU	4 9	215 N	Texas Southern	9 10	
						100 A	Morehead St.	4 0	215 N	Texas Southern	4 8	
						100 A	Morehead St.	2 11	218 H	Eastern Mich.	8 6	
									218 H	Eastern Mich.	3 9	
									218 H	Eastern Mich.	5 3	
									236 A	Alabama St.	3 4	
									236 A	Alabama St.	8 9	
									236 A	Alabama St.	2 0	
									236 H	Alabama St.	14 13	
									236 H	Alabama St.	9 7	
									236 H	Alabama St.	6 14	
									279 N	Ark. -Pine Bluff	13 3	
									286 A	Alabama A&M	11 0	
									286 A	Alabama A&M	8 0	
									286 A	Alabama A&M	8 4	
									286 H	Alabama A&M	10 7	
									286 H	Alabama A&M	13 2	
									286 H	Alabama A&M	16 6	
									287 A	Alcorn	13 8	
									287 A	Alcorn	9 2	
									287 A	Alcorn	17 10	
									287 H	Alcorn	7 4	
									287 H	Alcorn	7 3	
									287 H	Alcorn	3 10	
									287 N	Alcorn	4 3	
									288 A	Southern U.	3 2	
									288 H	Southern U.	3 1	
									290 H	Norfolk St.	3 2	
									290 H	Norfolk St.	8 4	
									290 H	Norfolk St.	1 2	
Non-Div. I Games:		Tougaloo	1 3	Concordia (AL)	6 0	Tougaloo		6 5	Concordia (AL)		12 5	Jackson St.

RPI	S	Opponent	Score	
292	A	Mi ssi ssi ppi Val .	18	6
292	A	Mi ssi ssi ppi Val .	7	11
292	A	Mi ssi ssi ppi Val .	2	3
292	H	Mi ssi ssi ppi Val .	1	2
292	H	Mi ssi ssi ppi Val .	9	5
292	H	Mi ssi ssi ppi Val .	16	4

Jackson St.

J
a
c
k
s
o
n
s
t
.

J
a
c
k
s
o
n
s
t
.

Average RPI Win:		226	WON-LOST RECORD		WINNING PCT. RANK		LAST 10 GAMES		STRENGTH OF SCHEDULE		OPP. STRENGTH OF SCHEDULE		TEAM RPI		ADJ RPI		CONF. RPI		ADJ CONF. RPI					
DIV. I ONLY			28-24-0		.53846		119		6-4-0		272		262		226		.46015		226		31		31	
DIV. I NON-CONF.			15-10-0		.6		86		2-1-0		192		219		130		.5057		130		31		31	
TOTALS		RPI 1-25		RPI 26-50		W-L RECORDS		RPI 51-100		RPI 101-150		RPI 150+												
28-24-0		0-2-0		0-0-0		OVERALL		2-3-0		1-4-0		25-15-0												
18-12-0		0-1-0		0-0-0		HOME		2-2-0		1-1-0		15-8-0												
10-12-0		0-1-0		0-0-0		AWAY		0-1-0		0-3-0		10-7-0												
0-0-0		0-0-0		0-0-0		NEUTRAL		0-0-0		0-0-0		0-0-0												
15-10-0		0-2-0		0-0-0		NON-CONFERENCE		2-3-0		1-4-0		12-1-0												
11-5-0		0-1-0		0-0-0		HOME		2-2-0		1-1-0		8-1-0												
4-5-0		0-1-0		0-0-		AWAY		0-1-0		0-3-0		4-0-0												
0-0-0		0-0-0		0-0-0		NEUTRAL		0-0-0		0-0-0		0-0-0												
13-14-0		0-0-0		0-0-0		CONFERENCE		0-0-0		0-0-0		13-14-0												
7-7-0		0-0-0		0-0-0		HOME		0-0-0		0-0-0		7-7-0												
6-7-0		0-0-0		0-0-0		AWAY		0-0-0		0-0-0		6-7-0												
0-0-0		0-0-0		0-0-0		NEUTRAL		0-0-0		0-0-0		0-0-0												
RPI	S	Opponent		Score		RPI	S	Opponent		Score		RPI	S	Opponent		Score								
14	A	Duke		2	8							76	H	Wagner		6	7							
14	H	Duke		3	5							76	H	Wagner		12	3							
												76	H	Wagner		10	4							
												99	A	Davi dson		2	10							
												99	H	Davi dson		0	7							

Non-Div. I Games:

N. C. Central

RPI	S	Opponent	Score	
276	A	Presbyteri an	14	7
276	H	Presbyteri an	7	2
289	A	Savannah St.	15	5
289	A	Savannah St.	10	3
289	A	Savannah St.	3	2
289	H	Savannah St.	3	1
289	H	Savannah St.	1	6
289	H	Savannah St.	10	2
290	A	Norfol k St.	20	7
290	H	Norfol k St.	3	4
296	H	UMES	18	5

N. C. Central

N
.
C
.
C
e
n
t
r
a
l

N
.
C
.
C
e
n
t
r
a
l

Average RPI Win: 196		WON-LOST	WINNING	LAST 10	STRENGTH OF		OPP. STRENGTH	TEAM	ADJ		CONF.	ADJ CONF.
Average RPI Loss: 148		RECORD	PCT. RANK	GAMES	SCHEDULE		OF SCHEDULE	RPI	RPI		RPI	RPI
DIV. I ONLY		21-27-0	.4375	197	5-5-0		232	202	227		19	19
DIV. I NON-CONF.		14-12-0	.53846	121	2-1-0		250	202	187		20	20
TOTALS		RPI 1-25	RPI 26-50		W-L RECORDS		RPI 51-100		RPI 101-150		RPI 150+	
21-27-0		0-1-0	1-0-0		OVERALL		1-6-0		3-7-0		16-13-0	
8-13-0		0-0-0	0-0-0		HOME		1-6-0		0-3-0		7-4-0	
8-11-0		0-1-0	0-0-0		AWAY		0-0-0		0-3-0		8-7-0	
5-3-0		0-0-0	1-0-0		NEUTRAL		0-0-0		3-1-0		1-2-0	
14-12-0		0-1-0	1-0-0		NON-CONFERENCE		0-1-0		3-1-0		10-9-0	
5-4-0		0-0-0	0-0-0		HOME		0-1-0		0-0-0		5-3-0	
4-5-0		0-1-0	0-0-		AWAY		0-0-0		0-0-0		4-4-0	
5-3-0		0-0-0	1-0-0		NEUTRAL		0-0-0		3-1-0		1-2-0	
7-15-0		0-0-0	0-0-0		CONFERENCE		1-5-0		0-6-0		6-4-0	
3-9-0		0-0-0	0-0-0		HOME		1-5-0		0-3-0		2-1-0	
4-6-0		0-0-0	0-0-0		AWAY		0-0-0		0-3-0		4-3-0	
0-0-0		0-0-0	0-0-0		NEUTRAL		0-0-0		0-0-0		0-0-0	
RPI S	Opponent	Score	RPI S	Opponent	Score	RPI S	Opponent	Score	RPI S	Opponent	Score	
16 A	East Carolina	0 9	27 N	Missouri St.	6 3	76 H	Wagner	1 11	101 N	Pepperdine	2 11	
						95 H	Saint Louis	3 7	102 N	Notre Dame	6 4	
						95 H	Saint Louis	1 4	102 N	Notre Dame	10 8	
						95 H	Saint Louis	0 10	106 A	Rhode Island	1 2	
						99 H	Davidson	6 18	106 A	Rhode Island	3 7	
						99 H	Davidson	6 3	106 A	Rhode Island	1 2	
						99 H	Davidson	3 7	116 H	Fordham	1 4	
									116 H	Fordham	7 8	
									116 H	Fordham	1 11	
									135 N	FIU	3 2	
									154 A	NJIT	8 1	
									154 H	NJIT	3 0	
									158 A	Delaware	5 8	
									158 H	Delaware	2 10	
									173 A	Portland	9 8	
									173 A	Portland	2 9	
									173 A	Portland	0 8	
									173 A	Portland	1 6	
									174 A	George Mason	4 5	
									174 A	George Mason	3 1	
									174 A	George Mason	0 2	
									179 H	Manhattan	6 3	
									191 N	Georgetown	4 3	
									191 N	Georgetown	1 4	
									202 A	Lehigh	10 2	
									207 N	Western Mich.	5 8	
									246 H	Sacred Heart	13 1	
									252 H	Lafayette	1 9	
									258 H	Penn	7 4	
									259 H	Massachusetts	3 1	
									259 H	Massachusetts	6 4	
									259 H	Massachusetts	1 7	
									277 A	St. Bonaventure	4 3	
									281 A	Villanova	6 4	

Non-Div. I Games:

Saint Joseph's

RPI	S	Opponent	Score	
281	H	Villanova	2	3
283	A	La Salle	2	10
283	A	La Salle	12	3
283	A	La Salle	5	1
285	H	Rider	4	3

Saint Joseph's

S
a
i
n
t
J
o
s
e
p
h
'
s

S
a
i
n
t
J
o
s
e
p
h
'
s

Average RPI Win: 196		WON-LOST	WINNING	LAST 10	STRENGTH OF		OPP. STRENGTH	TEAM	ADJ	CONF.	ADJ CONF.
Average RPI Loss: 147		RECORD	PCT. RANK	GAMES	SCHEDULE		OF SCHEDULE	RPI	RPI	RPI	RPI
DIV. I ONLY		20-31-0	.39216	221	6-4-0		231	175	228	.45867	228
DIV. I NON-CONF.		8-12-0	.4	207	0-1-0		230	110	199	.47618	199
TOTALS		RPI 1-25	RPI 26-50		W-L RECORDS		RPI 51-100		RPI 101-150		RPI 150+
20-31-0		0-6-0	0-0-0		OVERALL		2-3-0		5-7-0		13-15-0
8-12-0		0-3-0	0-0-0		HOME		2-3-0		2-3-0		4-3-0
12-18-0		0-3-0	0-0-0		AWAY		0-0-0		3-4-0		9-11-0
0-1-0		0-0-0	0-0-0		NEUTRAL		0-0-0		0-0-0		0-1-0
8-12-0		0-3-0	0-0-0		NON-CONFERENCE		1-1-0		1-5-0		6-3-0
2-3-0		0-0-0	0-0-0		HOME		1-1-0		1-1-0		0-1-0
6-9-0		0-3-0	0-0-		AWAY		0-0-0		0-4-0		6-2-0
0-0-0		0-0-0	0-0-0		NEUTRAL		0-0-0		0-0-0		0-0-0
12-19-0		0-3-0	0-0-0		CONFERENCE		1-2-0		4-2-0		7-12-0
6-9-0		0-3-0	0-0-0		HOME		1-2-0		1-2-0		4-2-0
6-9-0		0-0-0	0-0-0		AWAY		0-0-0		3-0-0		3-9-0
0-1-0		0-0-0	0-0-0		NEUTRAL		0-0-0		0-0-0		0-1-0
RPI S	Opponent	Score	RPI S	Opponent	Score	RPI S	Opponent	Score	RPI S	Opponent	Score
4 A	Ole Miss	0 4				73 H	Indiana St.	8 10	120 H	Butler	3 6
4 A	Ole Miss	2 7				95 H	Saint Louis	14 11	123 H	Illinois St.	17 13
4 A	Ole Miss	3 7				100 H	Morehead St.	11 24	124 H	Jacksonville St.	0 7
15 H	Tennessee Tech	3 9				100 H	Morehead St.	5 7	124 H	Jacksonville St.	9 5
15 H	Tennessee Tech	6 10				100 H	Morehead St.	9 8	124 H	Jacksonville St.	0 11
15 H	Tennessee Tech	11 26							137 A	Georgia St.	5 6
									137 A	Georgia St.	4 8
									137 A	Georgia St.	2 7
									139 A	Austin Peay	9 3
									139 A	Austin Peay	13 11
									139 A	Austin Peay	19 4
									144 A	Southern Ill.	3 5
									175 A	Eastern Ky.	4 5
									175 A	Eastern Ky.	0 5
									175 A	Eastern Ky.	1 7
									192 A	Memphis	3 1
									192 A	Memphis	6 2
									192 A	Memphis	10 9
									196 A	La. -Monroe	6 5
									196 A	La. -Monroe	6 7
									196 A	La. -Monroe	3 4
									200 A	Southeast Mo. St.	1 13
									200 A	Southeast Mo. St.	1 3
									200 A	Southeast Mo. St.	5 3
									222 H	SIUE	3 7
									222 H	SIUE	6 2
									222 H	SIUE	7 6
									243 A	Murray St.	4 7
									243 A	Murray St.	7 13
									243 A	Murray St.	0 5
									243 N	Murray St.	5 15
									261 H	Chi cago St.	8 14
									266 H	Bel mont	2 5
									266 H	Bel mont	8 6
Non-Div. I Games: Robert Morris-Peoria 15 6			Robert Morris-S'fiel 11 5			Lindenwood (IL) 4 1			Eastern Ill.		

E
a
s
t
e
r
n
I
l
l
.

Eastern Illinois.

Eastern III.

Average RPI Win:	199	WON-LOST RECORD	WINNING PCT. RANK	LAST 10 GAMES	STRENGTH OF SCHEDULE	OPP. STRENGTH OF SCHEDULE	TEAM RPI	ADJ RPI	CONF. RPI	ADJ CONF. RPI	
Average RPI Loss:	140										
DIV. I ONLY	21-36-0	.36842	239	4-6-0	163	199	229	.45811	229	21	21
DIV. I NON-CONF.	10-20-0	.33333	235	0-1-0	169	193	241	.45158	241	24	24
<hr/>											
TOTALS	RPI 1-25	RPI 26-50		W-L RECORDS		RPI 51-100		RPI 101-150		RPI 150+	
21-36-0	0-0-0	0-0-0		OVERALL		1-12-0		3-9-0		17-15-0	
11-15-0	0-0-0	0-0-0		HOME		1-3-0		3-6-0		7-6-0	
9-19-0	0-0-0	0-0-0		AWAY		0-8-0		0-2-0		9-9-0	
1-2-0	0-0-0	0-0-0		NEUTRAL		0-1-0		0-1-0		1-0-0	
<hr/>											
10-20-0	0-0-0	0-0-0		NON-CONFERENCE		1-8-0		1-4-0		8-8-0	
7-7-0	0-0-0	0-0-0		HOME		1-0-0		1-2-0		5-5-0	
3-13-0	0-0-0	0-0-		AWAY		0-8-0		0-2-0		3-3-0	
0-0-0	0-0-0	0-0-0		NEUTRAL		0-0-0		0-0-0		0-0-0	
<hr/>											
11-16-0	0-0-0	0-0-0		CONFERENCE		0-4-0		2-5-0		9-7-0	
4-8-0	0-0-0	0-0-0		HOME		0-3-0		2-4-0		2-1-0	
6-6-0	0-0-0	0-0-0		AWAY		0-0-0		0-0-0		6-6-0	
1-2-0	0-0-0	0-0-0		NEUTRAL		0-1-0		0-1-0		1-0-0	
<hr/>											
RPI	S	Opponent	Score	RPI	S	Opponent	Score	RPI	S	Opponent	Score
				53	A	San Diego St.	4 5	114	H	Sacramento St.	7 6
				68	A	Col. of Charleston	3 7	114	H	Sacramento St.	6 8
				68	A	Col. of Charleston	1 10	114	H	Sacramento St.	1 3
				68	A	Col. of Charleston	1 13	114	N	Sacramento St.	3 17
				72	A	California	6 17	119	A	CSUN	7 13
				72	A	California	2 23	119	H	CSUN	1 8
				72	A	California	2 13	122	H	Grand Canyon	5 8
				72	A	California	3 5	122	H	Grand Canyon	9 7
				74	H	UNLV	4 0	122	H	Grand Canyon	4 13
				87	H	New Mexico St.	3 9	128	A	Cal Poly	0 6
				87	H	New Mexico St.	2 5	128	H	Cal Poly	8 11
				87	H	New Mexico St.	3 9	140	H	Saint Mary's (CA)	3 2
				87	N	New Mexico St.	0 4	152	H	Hawaii	4 3
								168	A	Loyola Marymount	1 4
								168	H	Loyola Marymount	0 10
								173	A	Portland	10 8
								173	A	Portland	0 5
								173	A	Portland	7 3
								173	A	Portland	5 1
								182	A	Seattle U	6 8
								182	A	Seattle U	4 10
								182	A	Seattle U	7 5
								183	A	UC Santa Barbara	5 6
								183	H	UC Santa Barbara	5 9
								212	H	UC Davis	14 7
				212	H	UC Davis	1 15				
				212	H	UC Davis	1 8				
LAST 10 GAMES				212	H	UC Davis	1 8				
				216	A	Northern Colo.	3 2				
				216	A	Northern Colo.	2 4				
				216	A	Northern Colo.	5 9				
				216	N	Northern Colo.	2 0				
				235	A	UTRGV	5 6				
				235	A	UTRGV	0 5				
				235	A	UTRGV	8 5				
				235	A	UTRGV	8 5				
				235	A	UTRGV	8 5				
				235	A	UTRGV	8 5				
				235	A	UTRGV	8 5				
				235	A	UTRGV	8 5				
				235	A	UTRGV	8 5				
				235	A	UTRGV	8 5				
				235	A	UTRGV	8 5				
				235	A	UTRGV	8 5				
				235	A	UTRGV	8 5				
				235	A	UTRGV	8 5				
				235	A	UTRGV	8 5				
				235	A	UTRGV	8 5				
				235	A	UTRGV	8 5				
				235	A	UTRGV	8 5				
				235	A	UTRGV	8 5				
				235	A	UTRGV	8 5				
				235	A	UTRGV	8 5				
				235	A	UTRGV	8 5				
				235	A	UTRGV	8 5				
				235	A	UTRGV	8 5				
				235	A	UTRGV	8 5				
				235	A	UTRGV	8 5				
				235	A	UTRGV	8 5				
				235	A	UTRGV	8 5				
				235	A	UTRGV	8 5				
				235	A	UTRGV	8 5				
				235	A	UTRGV	8 5				
				235	A	UTRGV	8 5				
				235	A	UTRGV	8 5				
				235	A	UTRGV	8 5				
				235	A	UTRGV	8 5				
				235	A	UTRGV	8 5				
				235	A	UTRGV	8 5				
				235	A	UTRGV	8 5				
				235	A	UTRGV	8 5				
				235	A	UTRGV	8 5				
				235	A	UTRGV	8 5				
				235	A	UTRGV	8 5				
				235	A	UTRGV	8 5				
				235	A	UTRGV	8 5				
				235	A	UTRGV	8 5				
				235	A	UTRGV	8 5				
				235	A	UTRGV	8 5				
				235	A	UTRGV	8 5				
				235	A	UTRGV	8 5				
				235	A	UTRGV	8 5				
				235	A	UTRGV	8 5				
				235	A	UTRGV	8 5				
				235	A	UTRGV	8 5				
				235	A	UTRGV	8 5				
				235	A	UTRGV	8 5				
				235	A	UTRGV	8 5				
				235	A	UTRGV	8 5				
				235	A	UTRGV	8 5				
				235	A	UTRGV	8 5				
				235	A	UTRGV	8 5				
				235	A	UTRGV	8 5				
				235	A	UTRGV	8 5				
				235	A	UTRGV	8 5				
				235	A	UTRGV	8 5				
				235	A	UTRGV	8 5				
				235	A	UTRGV	8 5				
				235	A	UTRGV	8 5				
				235	A	UTRGV	8 5				
				235	A	UTRGV	8 5				
				235	A	UTRGV	8 5				
				235	A	UTRGV	8 5				
				235	A	UTRGV	8 5				
				235	A	UTRGV	8 5				
				235	A	UTRGV	8 5				
				235	A	UTRGV	8 5				
				235	A	UT					

RPI	S	Opponent	Score	
245	A	Utah Valley	6	2
245	A	Utah Valley	7	3
245	A	Utah Valley	7	6
247	H	Dartmouth	9	11
247	H	Dartmouth	7	5
247	H	Dartmouth	9	4
247	H	Dartmouth	4	1
261	H	Chi cago St.	3	6
261	H	Chi cago St.	12	2
261	H	Chi cago St.	14	2

CSU Bakersfi el d

C
S
U
B
a
k
e
r
s
f
i
e
l
d

C
S
U
B
a
k
e
r
s
f
i
e
l
d

Average RPI Win:		202	WON-LOST RECORD		WINNING PCT. RANK		LAST 10 GAMES		STRENGTH OF SCHEDULE		OPP. STRENGTH OF SCHEDULE		TEAM RPI		ADJ RPI		CONF. RPI		ADJ CONF. RPI					
Average RPI Loss:		136																						
DIV. I ONLY			23-28-1		.45192		188		2-8-0		214		172		230		.4567		230		7		7	
DIV. I NON-CONF.			18-14-1		.56061		104		1-0-0		270		270		232		.45467		232		10		10	
TOTALS		RPI 1-25		RPI 26-50		W-L RECORDS		RPI 51-100		RPI 101-150		RPI 150+												
23-28-1		0-4-0		0-2-0		OVERALL		3-3-0		1-6-1		19-13-0												
17-17-1		0-3-0		0-2-0		HOME		3-2-0		1-3-1		13-7-0												
6-11-0		0-1-0		0-0-0		AWAY		0-1-0		0-3-0		6-6-0												
0-0-0		0-0-0		0-0-0		NEUTRAL		0-0-0		0-0-0		0-0-0												
18-14-1		0-0-0		0-2-0		NON-CONFERENCE		2-1-0		0-1-1		16-10-0												
15-10-1		0-0-0		0-2-0		HOME		2-0-0		0-1-1		13-7-0												
3-4-0		0-0-0		0-0-		AWAY		0-1-0		0-0-0		3-3-0												
0-0-0		0-0-0		0-0-0		NEUTRAL		0-0-0		0-0-0		0-0-0												
5-14-0		0-4-0		0-0-0		CONFERENCE		1-2-0		1-5-0		3-3-0												
2-7-0		0-3-0		0-0-0		HOME		1-2-0		1-2-0		0-0-0												
3-7-0		0-1-0		0-0-0		AWAY		0-0-0		0-3-0		3-3-0												
0-0-0		0-0-0		0-0-0		NEUTRAL		0-0-0		0-0-0		0-0-0												
RPI	S	Opponent		Score		RPI	S	Opponent		Score		RPI	S	Opponent		Score		RPI	S	Opponent		Score		
7	A	Stetson		5 14		31	H	Kentucky		3 10		70	H	Seton Hall		12 1		108	H	Pittsburgh		1 3		
23	H	Jacksonville		3 15		31	H	Kentucky		5 6		84	H	FGCU		7 6		115	A	North Florida		0 3		
23	H	Jacksonville		3 5								84	H	FGCU		2 3		115	A	North Florida		6 13		
23	H	Jacksonville		5 14								84	H	FGCU		1 14		115	A	North Florida		2 3		
												91	A	Wofford		2 10		116	H	Fordham		4 4		
												91	H	Wofford		12 10		125	H	Kennesaw St.		4 9		
																		125	H	Kennesaw St.		2 5		
																		125	H	Kennesaw St.		9 3		
																		154	A	NJIT		9 7		
																		154	A	NJIT		9 1		
																		154	A	NJIT		3 7		
																		159	H	Xavier		1 7		
																		167	A	Gardner-Webb		3 6		
																		167	H	Gardner-Webb		2 8		
																		176	A	Lipscomb		4 7		
																		176	A	Lipscomb		2 0		
																		176	A	Lipscomb		2 5		
																		184	H	Dayton		5 6		
																		184	H	Dayton		8 0		
																		184	H	Dayton		15 2		
																		184	H	Dayton		10 8		
																		199	A	Winthrop		7 1		
																		199	H	Winthrop		9 5		
																		210	A	N. C. A&T		1 6		
																		210	H	N. C. A&T		9 5		
																		254	A	Charleston So.		7 3		
																		254	H	Charleston So.		1 6		
																		258	H	Penn		5 3		
																		258	H	Penn		7 2		
																		258	H	Penn		5 7		
																		262	A	UNC Asheville		10 3		
																		262	H	UNC Asheville		9 5		
																		264	H	Longwood		14 2		
																		264	H	Longwood		2 0		
LAST 10 GAMES				LAST 10 GAMES				LAST 10 GAMES				LAST 10 GAMES				LAST 10 GAMES				LAST 10 GAMES				
7	A	Stetson		5 14		176	A	Lipscomb		2 0		7	A	Stetson		5 14		176	A	Lipscomb		2 0		
23	H	Jacksonville		3 15		176	A	Lipscomb		4 7		23	H	Jacksonville		3 15		176	A	Lipscomb		4 7		
23	H	Jacksonville		5 14		176	A	Lipscomb		2 5		23	H	Jacksonville		5 14		176	A	Lipscomb		2 5		
23	H	Jacksonville		3 5		84	H	FGCU		2 3		23	H	Jacksonville		3 5		84	H	FGCU		2 3		
91	H	Wofford		12 10		84	H	FGCU		1 14		91	H	Wofford		12 10		84	H	FGCU		1 14		

Non-Div. I Games:

USC Upstate

RPI	S	Opponent	Score	
264	H	Longwood	1	3
272	H	Ohi o	12	7
272	H	Ohi o	8	1
272	H	Ohi o	5	10
276	A	Presbyteri an	2	3
276	H	Presbyteri an	10	3

USC Upstate

U
S
C
U
P
S
t
a
t
e

U
S
C
U
P
S
t
a
t
e

Average RPI Win:		147	WON-LOST RECORD		WINNING PCT. RANK		LAST 10 GAMES		STRENGTH OF SCHEDULE		OPP. STRENGTH OF SCHEDULE		TEAM RPI		ADJ RPI		CONF. RPI		ADJ CONF. RPI	
DIV. I ONLY			19-33-0		.36538 240		3-7-0		191		81		231		.45577 231		14		14	
DIV. I NON-CONF.			12-16-0		.42857 191		1-0-0		219		40		220		.46451 220		11		11	
TOTALS		RPI 1-25		RPI 26-50		W-L RECORDS		RPI 51-100		RPI 101-150		RPI 150+								
19-33-0		0-0-0		2-4-0		OVERALL		1-4-0		6-16-0		10-9-0								
10-17-0		0-0-0		0-0-0		HOME		0-2-0		3-11-0		7-4-0								
7-14-0		0-0-0		2-4-0		AWAY		1-2-0		2-4-0		2-4-0								
2-2-0		0-0-0		0-0-0		NEUTRAL		0-0-0		1-1-0		1-1-0								
12-16-0		0-0-0		1-2-0		NON-CONFERENCE		1-4-0		4-6-0		6-4-0								
7-8-0		0-0-0		0-0-0		HOME		0-2-0		2-3-0		5-3-0								
3-6-0		0-0-0		1-0-		AWAY		1-2-0		1-2-0		0-0-0								
2-2-0		0-0-0		0-0-0		NEUTRAL		0-0-0		1-1-0		1-1-0								
7-17-0		0-0-0		1-2-0		CONFERENCE		0-0-0		2-10-0		4-5-0								
3-9-0		0-0-0		0-0-0		HOME		0-0-0		1-8-0		2-1-0								
4-8-0		0-0-0		1-2-0		AWAY		0-0-0		1-2-0		2-4-0								
0-0-0		0-0-0		0-0-0		NEUTRAL		0-0-0		0-0-0		0-0-0								
RPI	S	Opponent		Score		RPI	S	Opponent		Score		RPI	S	Opponent		Score				
				44	A	Cal St. Fullerton	6	10	53	A	San Di ego St.	6	8	105	N	Nebraska	3	8		
				44	A	Cal St. Fullerton	2	3	53	H	San Di ego St.	1	19	105	N	Nebraska	8	1		
				44	A	Cal St. Fullerton	4	2	66	A	Nevada	9	2	107	A	UC Irvi ne	3	4		
				49	A	Washi ngton	0	8	66	A	Nevada	0	3	107	A	UC Irvine	7	1		
				49	A	Washi ngton	2	5	74	H	UNLV	1	6	107	A	UC Irvi ne	2	12		
				49	A	Washi ngton	6	3						112	H	Long Beach St.	4	5		
														112	H	Long Beach St.	2	6		
														112	H	Long Beach St.	3	8		
														119	H	CSUN	1	6		
														119	H	CSUN	2	3		
														119	H	CSUN	6	4		
														122	A	Grand Canyon	1	6		
														122	H	Grand Canyon	9	8		
														127	A	San Di ego	6	5		
														127	H	San Di ego	2	11		
														128	H	Cal Poly	1	2		
														128	H	Cal Poly	2	4		
														128	H	Cal Poly	5	6		
														133	H	San Jose St.	3	14		
														133	H	San Jose St.	3	5		
														133	H	San Jose St.	8	7		
														134	A	Fresno St.	5	11		
														152	A	Hawai i	9	2		
														152	A	Hawai i	4	5		
														152	A	Hawai i	0	5		
														171	H	San Franci sco	3	2		
														171	H	San Franci sco	1	4		
														171	H	San Franci sco	1	2		
														183	A	UC Santa Barbara	2	14		
														183	A	UC Santa Barbara	8	9		
														183	A	UC Santa Barbara	14	10		
														186	N	Washi ngton St.	6	7		
														186	N	Washi ngton St.	8	1		
														198	H	Val parai so	14	5		
LAST 10 GAMES				128	H	Cal Poly	5	6	107	A	UC Irvi ne	2	12							
				128	H	Cal Poly	1	2	44	A	Cal St. Fullerton	4	2							
				128	H	Cal Poly	2	4	44	A	Cal St. Fullerton	6	10							
				107	A	UC Irvi ne	3	4	44	A	Cal St. Fullerton	2	3							
				107	A	UC Irvi ne	7	1	127	A	San Di ego	6	5							

RPI	S	Opponent	Score	
198	H	Val parai so	4	3
208	H	Utah	3	2
208	H	Utah	2	1
208	H	Utah	4	7
212	H	UC Davi s	6	2
212	H	UC Davi s	16	10
212	H	UC Davi s	5	10

UC Ri versi de

U
C
R
i
v
e
r
s
i
d
e

U
C
R
i
v
e
r
s
i
d
e

Average RPI Win:		175	WON-LOST RECORD		WINNING PCT. RANK		LAST 10 GAMES		STRENGTH OF SCHEDULE		OPP. STRENGTH OF SCHEDULE		TEAM RPI		ADJ RPI		CONF. RPI		ADJ CONF. RPI				
DIV. I ONLY			15-32-0		.31915	262	3-7-0		186		108		232		.45542	232	6		6				
DIV. I NON-CONF.			9-14-0		.3913	215	1-3-0		267		188		233		.45352	233	7		7				
TOTALS		RPI 1-25		RPI 26-50				W-L RECORDS		RPI 51-100				RPI 101-150				RPI 150+					
15-32-0		1-3-0		0-9-0				OVERALL		3-6-0				2-3-0				9-11-0					
4-14-0		0-0-0		0-3-0				HOME		2-4-0				0-1-0				2-6-0					
10-16-0		1-3-0		0-5-0				AWAY		1-2-0				2-2-0				6-3-0					
1-2-0		0-0-0		0-0-0				NEUTRAL		0-0-0				0-0-0				1-2-0					
9-14-0		1-3-0		0-0-0				NON-CONFERENCE		1-2-0				1-1-0				6-8-0					
2-4-0		0-0-0		0-0-0				HOME		0-0-0				0-1-0				2-3-0					
6-8-0		1-3-0		0-0-				AWAY		1-2-0				1-0-0				3-3-0					
1-2-0		0-0-0		0-0-0				NEUTRAL		0-0-0				0-0-0				1-2-0					
6-18-0		0-0-0		0-9-0				CONFERENCE		2-4-0				1-2-0				3-3-0					
2-10-0		0-0-0		0-3-0				HOME		2-4-0				0-0-0				0-3-0					
4-8-0		0-0-0		0-6-0				AWAY		0-0-0				1-2-0				3-0-0					
0-0-0		0-0-0		0-0-0				NEUTRAL		0-0-0				0-0-0				0-0-0					
RPI	S	Opponent		Score		RPI	S	Opponent		Score		RPI	S	Opponent		Score		RPI	S	Opponent		Score	
19	A	Texas		6	2	34	A	Indiana		3	6	63	H	Michigan		0	3	102	A	Notre Dame		2	0
19	A	Texas		1	12	34	A	Indiana		1	22	63	H	Michigan		3	7	102	H	Notre Dame		10	19
19	A	Texas		3	16	34	A	Indiana		0	12	63	H	Michigan		0	6	104	A	Maryland		3	4
19	A	Texas		7	10	40	A	Purdue		7	8	78	H	Iowa		7	6	104	A	Maryland		5	6
						40	A	Purdue		2	9	78	H	Iowa		7	10	104	A	Maryland		4	0
						40	A	Purdue		5	9	78	H	Iowa		4	0	193	H	Michigan St.		5	6
						50	H	Illinois		2	4	93	A	Kansas		3	10	193	H	Michigan St.		3	5
						50	H	Illinois		4	5	93	A	Kansas		18	12	193	H	Michigan St.		2	4
						50	H	Illinois		4	5	93	A	Kansas		2	4	204	A	Central Mich.		5	2
																		204	A	Central Mich.		4	2
																		204	A	Central Mich.		3	7
																		205	A	UIC		1	0
																		207	A	Western Mich.		15	26
																		219	H	Milwaukee		4	6
																		240	A	Penn St.		6	3
																		240	A	Penn St.		7	6
																		240	A	Penn St.		8	7
																		261	A	Chicago St.		7	8
																		261	H	Chicago St.		9	7
																		266	H	Belmont		5	6
																		266	H	Belmont		5	7
																		266	H	Belmont		13	4
																		284	N	Omaha		8	14
																		284	N	Omaha		5	10
																		284	N	Omaha		3	1
LAST 10 GAMES																							
266 H Belmont						5	7	78 H Iowa						4	0								
266 H Belmont						5	6	78 H Iowa						7	6								
266 H Belmont						13	4	40 A Purdue						2	9								
102 H Notre Dame						10	19	40 A Purdue						5	9								
78 H Iowa						7	10	40 A Purdue						7	8								

Non-Div. I Games: Judson (IL) 11 1 MacMurray 6 3

Northwestern

UMBC				Through Games Of June 28, 2018 (FINAL)															
Average RPI Win: 217		WON-LOST RECORD		WINNING PCT. RANK		LAST 10 GAMES		STRENGTH OF SCHEDULE		OPP. STRENGTH OF SCHEDULE		TEAM RPI		ADJ RPI		CONF. RPI		ADJ CONF. RPI	
DIV. I ONLY		22-29-0		.43137 199		4-6-0		242		225		233		.45521 233		23		23	
DIV. I NON-CONF.		10-16-0		.38462 217		1-2-0		197		251		229		.45737 228		21		21	
TOTALS		RPI 1-25		RPI 26-50		W-L RECORDS		RPI 51-100		RPI 101-150		RPI 150+							
22-29-0		0-0-0		0-4-0		OVERALL		0-3-0		3-6-0		19-16-0							
15-6-0		0-0-0		0-0-0		HOME		0-0-0		3-1-0		12-5-0							
6-19-0		0-0-0		0-3-0		AWAY		0-3-0		0-5-0		6-8-0							
1-4-0		0-0-0		0-1-0		NEUTRAL		0-0-0		0-0-0		1-3-0							
10-16-0		0-0-0		0-4-0		NON-CONFERENCE		0-3-0		1-2-0		9-7-0							
7-3-0		0-0-0		0-0-0		HOME		0-0-0		1-0-0		6-3-0							
2-11-0		0-0-0		0-0-		AWAY		0-3-0		0-2-0		2-3-0							
1-2-0		0-0-0		0-1-0		NEUTRAL		0-0-0		0-0-0		1-1-0							
12-13-0		0-0-0		0-0-0		CONFERENCE		0-0-0		2-4-0		10-9-0							
8-3-0		0-0-0		0-0-0		HOME		0-0-0		2-1-0		6-2-0							
4-8-0		0-0-0		0-0-0		AWAY		0-0-0		0-3-0		4-5-0							
0-2-0		0-0-0		0-0-0		NEUTRAL		0-0-0		0-0-0		0-2-0							
RPI	S	Opponent	Score	RPI	S	Opponent	Score	RPI	S	Opponent	Score	RPI	S	Opponent	Score				
				33	N	St. John's (NY)	0 12	84	A	FGCU	0 5	103	A	George Washington	2 5				
				47	A	Missouri	5 6	84	A	FGCU	3 6	103	H	George Washington	7 5				
				47	A	Missouri	0 5	84	A	FGCU	3 14	142	A	Navy	0 7				
				47	A	Missouri	1 7					148	A	Hartford	1 5				
												148	A	Hartford	2 4				
												148	A	Hartford	7 9				
												148	H	Hartford	3 14				
												148	H	Hartford	3 2				
												148	H	Hartford	9 5				
												156	H	Hofstra	6 9				
												156	H	Hofstra	2 4				
												158	A	Del aware	8 7				
												158	H	Del aware	8 6				
												160	N	Monmouth	5 17				
												174	A	George Mason	4 11				
												178	A	UMass Lowell	1 3				
												178	A	UMass Lowell	2 9				
												178	A	UMass Lowell	0 8				
												181	A	Stony Brook	3 1				
												181	A	Stony Brook	6 11				
												181	A	Stony Brook	9 2				
												191	A	Georgetown	6 11				
												191	H	Georgetown	9 11				
												220	H	Maine	9 4				
												220	H	Maine	7 4				
												220	H	Maine	5 2				
												220	N	Maine	4 9				
												221	A	Binghamton	2 0				
												221	A	Binghamton	2 3				
												221	A	Binghamton	8 4				
												221	H	Binghamton	6 1				
												221	H	Binghamton	8 6				
												221	H	Binghamton	3 5				
												240	N	Penn St.	2 1				
LAST 10 GAMES				220	N	Maine	4 9	221	A	Binghamton	2 3	221	A	Binghamton	2 3				
				253	N	Albany (NY)	5 8	221	A	Binghamton	8 4	221	A	Binghamton	8 4				
				253	H	Albany (NY)	6 1	221	A	Binghamton	2 0	221	H	Binghamton	6 1				
				253	H	Albany (NY)	2 3	275	A	Coppin St.	11 13	221	H	Binghamton	8 6				
				191	A	Georgetown	6 11	158	H	Del aware	8 6	221	H	Binghamton	3 5				

Non-Div. I Games:

UMBC

RPI	S	Opponent	Score	
253	H	Al bany (NY)	6	1
253	H	Al bany (NY)	2	3
253	N	Al bany (NY)	5	8
255	H	Mt. St. Mary's	9	7
273	A	Towson	6	4
273	H	Towson	13	0
275	A	Coppi n St.	11	13
275	H	Coppi n St.	7	2
293	H	Fai rlei gh Di cki nson	14	1
293	H	Fai rlei gh Di cki nson	2	1

UMBC

U
M
B
C

U
M
B
C

Average RPI Win: 192		WON-LOST RECORD		WINNING PCT. RANK		LAST 10 GAMES		STRENGTH OF SCHEDULE		OPP. STRENGTH OF SCHEDULE		TEAM RPI		ADJ RPI		CONF. RPI		ADJ CONF. RPI	
DIV. I ONLY		18-36-0		.33333 255		4-6-0		189		245		234		.45441 234		22		22	
DIV. I NON-CONF.		9-18-0		.33333 235		0-2-0		134		238		185		.48243 185		25		25	
TOTALS		RPI 1-25		RPI 26-50		W-L RECORDS		RPI 51-100		RPI 101-150		RPI 150+							
18-36-0		0-0-0		0-3-0		OVERALL		1-4-0		5-9-0		12-20-0							
8-8-0		0-0-0		0-0-0		HOME		1-0-0		2-2-0		5-6-0							
10-28-0		0-0-0		0-3-0		AWAY		0-4-0		3-7-0		7-14-0							
0-0-0		0-0-0		0-0-0		NEUTRAL		0-0-0		0-0-0		0-0-0							
9-18-0		0-0-0		0-3-0		NON-CONFERENCE		1-1-0		3-5-0		5-9-0							
3-1-0		0-0-0		0-0-0		HOME		1-0-0		0-1-0		2-0-0							
6-17-0		0-0-0		0-0-		AWAY		0-1-0		3-4-0		3-9-0							
0-0-0		0-0-0		0-0-0		NEUTRAL		0-0-0		0-0-0		0-0-0							
9-18-0		0-0-0		0-0-0		CONFERENCE		0-3-0		2-4-0		7-11-0							
5-7-0		0-0-0		0-0-0		HOME		0-0-0		2-1-0		3-6-0							
4-11-0		0-0-0		0-0-0		AWAY		0-3-0		0-3-0		4-5-0							
0-0-0		0-0-0		0-0-0		NEUTRAL		0-0-0		0-0-0		0-0-0							
RPI	S	Opponent	Score	RPI	S	Opponent	Score	RPI	S	Opponent	Score	RPI	S	Opponent	Score				
34	A	Indiana	0 18	59	A	Kent St.	1 7	102	A	Notre Dame	5 3	123	H	Illinois St.	6 7				
34	A	Indiana	3 4	59	A	Kent St.	2 7	143	A	Central Ark.	2 3	143	A	Central Ark.	6 3				
34	A	Indiana	3 4	59	A	Kent St.	0 14	143	A	Central Ark.	9 4	143	A	Central Ark.	2 7				
				73	H	Indiana St.	5 4	144	A	Southern Ill.	4 10	144	A	Southern Ill.	0 4				
				78	A	Iowa	0 2	144	A	Southern Ill.	2 1	149	H	Miami (OH)	5 2				
								149	H	Miami (OH)	1 5	149	H	Miami (OH)	2 3				
								150	A	Ball St.	0 11	150	A	Ball St.	4 5				
								150	A	Ball St.	3 7	197	A	Incarnate Word	5 7				
								197	A	Incarnate Word	0 17	197	A	Incarnate Word	15 1				
								197	A	Incarnate Word	10 7	198	H	Valparaiso	9 5				
								204	H	Central Mich.	0 6	204	H	Central Mich.	1 8				
								204	H	Central Mich.	5 1	205	A	UIC	3 18				
								205	A	UIC	10 5	205	A	UIC	5 9				
								205	H	UIC	0 1	206	A	Western Ky.	2 10				
								206	A	Western Ky.	5 0	206	A	Western Ky.	3 1				
								206	A	Western Ky.	4 3	206	A	Western Ky.	3 5				
								206	A	Western Ky.	12 4	207	H	Western Mich.	4 10				
								207	H	Western Mich.	0 15	207	H	Western Mich.	12 4				
								207	H	Western Mich.	12 4	207	H	Western Mich.	0 15				
								217	H	Tol edo	12 4	217	H	Tol edo	12 4				
								217	H	Tol edo	12 4	217	H	Tol edo	12 4				
								217	H	Tol edo	12 4	217	H	Tol edo	12 4				
								217	H	Tol edo	12 4	217	H	Tol edo	12 4				
								217	H	Tol edo	12 4	217	H	Tol edo	12 4				
								217	H	Tol edo	12 4	217	H	Tol edo	12 4				
								217	H	Tol edo	12 4	217	H	Tol edo	12 4				
								217	H	Tol edo	12 4	217	H	Tol edo	12 4				
								217	H	Tol edo	12 4	217	H	Tol edo	12 4				
								217	H	Tol edo	12 4	217	H	Tol edo	12 4				
								217	H	Tol edo	12 4	217	H	Tol edo	12 4				
								217	H	Tol edo	12 4	217	H	Tol edo	12 4				
								217	H	Tol edo	12 4	217	H	Tol edo	12 4				
								217	H	Tol edo	12 4	217	H	Tol edo	12 4				
								217	H	Tol edo	12 4	217	H	Tol edo	12 4				
								217	H	Tol edo	12 4	217	H	Tol edo	12 4				
								217	H	Tol edo	12 4	217	H	Tol edo	12 4				
								217	H	Tol edo	12 4	217	H	Tol edo	12 4				
								217	H	Tol edo	12 4	217	H	Tol edo	12 4				
								217	H	Tol edo	12 4	217	H	Tol edo	12 4				
								217	H	Tol edo	12 4	217	H	Tol edo	12 4				
								217	H	Tol edo	12 4	217	H	Tol edo	12 4				
								217	H	Tol edo	12 4	217	H	Tol edo	12 4				
								217	H	Tol edo	12 4	217	H	Tol edo	12 4				
								217	H	Tol edo	12 4	217	H	Tol edo	12 4				
								217	H	Tol edo	12 4	217	H	Tol edo	12 4				
								217	H	Tol edo	12 4	217	H	Tol edo	12 4				
								217	H	Tol edo	12 4	217	H	Tol edo	12 4				
								217	H	Tol edo	12 4	217	H	Tol edo	12 4				
								217	H	Tol edo	12 4	217	H	Tol edo	12 4				
								217	H	Tol edo	12 4	217	H	Tol edo	12 4				
								217	H	Tol edo	12 4	217	H	Tol edo	12 4				
								217	H	Tol edo	12 4	217	H	Tol edo	12 4				
								217	H	Tol edo	12 4	217	H	Tol edo	12 4				
								217	H	Tol edo	12 4	217	H	Tol edo	12 4				
								217	H	Tol edo	12 4	217	H	Tol edo	12 4				
								217	H	Tol edo	12 4	217	H	Tol edo	12 4				
								217	H	Tol edo	12 4	217	H	Tol edo	12 4				
								217	H	Tol edo	12								

Non-Div. I Games: Trinity Christian 6 1 Robert Morris (IL) 20 2

Northern Ill.

RPI	S	Opponent	Score
217	H	Toledo	3 6
218	A	Eastern Mich.	2 4
218	A	Eastern Mich.	6 3
218	A	Eastern Mich.	1 2
219	A	Milwaukee	2 13
219	A	Milwaukee	2 3
272	A	Ohio	1 6
272	A	Ohio	6 5
272	A	Ohio	4 12
282	A	Bowling Green	4 3
282	A	Bowling Green	5 7
282	A	Bowling Green	12 4

Northern III.

N
o
r
t
h
e
r
n
I
I
I
.

N
o
r
t
h
e
r
n
I
I
I
.

Average RPI Win: 197		WON-LOST RECORD		WINNING PCT. RANK		LAST 10 GAMES		STRENGTH OF SCHEDULE		OPP. STRENGTH OF SCHEDULE		TEAM RPI		ADJ RPI		CONF. RPI		ADJ CONF. RPI	
DIV. I ONLY		23-31-0		.42593 204		2-8-0		219		208		235		.45425 235		21		21	
DIV. I NON-CONF.		15-15-0		.5 134		0-1-0		222		230		205		.4731 204		24		24	
TOTALS		RPI 1-25		RPI 26-50		W-L RECORDS		RPI 51-100		RPI 101-150		RPI 150+							
23-31-0		0-2-0		1-0-0		OVERALL		1-3-0		3-6-0		18-20-0							
16-14-0		0-1-0		0-0-0		HOME		1-2-0		2-5-0		13-6-0							
7-17-0		0-1-0		1-0-0		AWAY		0-1-0		1-1-0		5-14-0							
0-0-0		0-0-0		0-0-0		NEUTRAL		0-0-0		0-0-0		0-0-0							
15-15-0		0-2-0		1-0-0		NON-CONFERENCE		0-1-0		1-2-0		13-10-0							
11-7-0		0-1-0		0-0-0		HOME		0-0-0		0-1-0		11-5-0							
4-8-0		0-1-0		1-0-		AWAY		0-1-0		1-1-0		2-5-0							
0-0-0		0-0-0		0-0-0		NEUTRAL		0-0-0		0-0-0		0-0-0							
8-16-0		0-0-0		0-0-0		CONFERENCE		1-2-0		2-4-0		5-10-0							
5-7-0		0-0-0		0-0-0		HOME		1-2-0		2-4-0		2-1-0							
3-9-0		0-0-0		0-0-0		AWAY		0-0-0		0-0-0		3-9-0							
0-0-0		0-0-0		0-0-0		NEUTRAL		0-0-0		0-0-0		0-0-0							
RPI S	Opponent	Score		RPI S	Opponent	Score		RPI S	Opponent	Score		RPI S	Opponent	Score					
8 H	Texas Tech	1	3	49 A	Washington	5	3	57 A	TCU	2	7	111 A	Houston Baptist	3	14				
19 A	Texas	2	13					87 H	New Mexico St.	2	4	111 H	Houston Baptist	2	3				
								87 H	New Mexico St.	5	4	114 H	Sacramento St.	7	6				
								87 H	New Mexico St.	3	14	114 H	Sacramento St.	2	5				
												114 H	Sacramento St.	2	5				
												118 A	Texas St.	2	1				
												122 H	Grand Canyon	0	5				
												122 H	Grand Canyon	3	8				
												122 H	Grand Canyon	9	1				
												157 A	A&M-Corpus Christi	5	6				
												157 H	A&M-Corpus Christi	4	5				
												182 A	Seattle U	8	12				
												182 A	Seattle U	3	4				
												182 A	Seattle U	6	2				
												183 A	UC Santa Barbara	2	7				
												183 A	UC Santa Barbara	2	4				
												183 A	UC Santa Barbara	5	7				
												197 H	Incarnate Word	4	11				
												204 H	Central Mich.	7	6				
												204 H	Central Mich.	6	3				
												205 H	UIC	3	14				
												205 H	UIC	3	4				
												205 H	UIC	9	4				
												216 A	Northern Colo.	4	5				
												216 A	Northern Colo.	4	6				
												216 A	Northern Colo.	2	3				
												218 H	Eastern Mich.	5	4				
												218 H	Eastern Mich.	6	3				
												218 H	Eastern Mich.	4	3				
												220 H	Maine	4	3				
												220 H	Maine	5	7				
												220 H	Maine	12	1				
												220 H	Maine	7	3				
												224 A	Lamar University	5	2				
				LAST 10 GAMES															
						87 H	New Mexico St.	5	4	261 A	Chicago St.	4	5						
						87 H	New Mexico St.	2	4	216 A	Northern Colo.	2	3						
						87 H	New Mexico St.	3	14	216 A	Northern Colo.	4	6						
						261 A	Chicago St.	6	7	216 A	Northern Colo.	4	5						
						261 A	Chicago St.	8	4	197 H	Incarnate Word	4	11						

Non-Div. I Games:

UTRGV

RPI	S	Opponent	Score	
224	A	Lamar Uni versi ty	8	5
224	A	Lamar Uni versi ty	3	5
229	H	CSU Bakersfi el d	6	5
229	H	CSU Bakersfi el d	5	0
229	H	CSU Bakersfi el d	5	8
245	A	Utah Val ley	4	2
245	A	Utah Val ley	1	10
245	A	Utah Val ley	1	6
260	H	SFA	11	5
260	H	SFA	6	4
261	A	Chi cago St.	4	5
261	A	Chi cago St.	8	4
261	A	Chi cago St.	6	7

UTRGV

U
T
R
G
V

U
T
R
G
V

Average RPI Win: 260		WON-LOST	WINNING	LAST 10	STRENGTH OF		OPP. STRENGTH	TEAM	ADJ	CONF.	ADJ CONF.
Average RPI Loss: 182		RECORD	PCT. RANK	GAMES	SCHEDULE		OF SCHEDULE	RPI	RPI	RPI	RPI
DIV. I ONLY		30-22-0	.57692	93	7-3-0		290	285	236	.45403	236
DIV. I NON-CONF.		6-12-0	.33333	235	1-1-0		98	161	216	.4669	216
TOTALS		RPI 1-25	RPI 26-50		W-L RECORDS		RPI 51-100		RPI 101-150		RPI 150+
30-22-0		0-1-0	0-2-0		OVERALL		1-5-0		2-1-0		27-13-0
15-9-0		0-1-0	0-1-0		HOME		1-3-0		1-0-0		13-4-0
10-10-0		0-0-0	0-1-0		AWAY		0-2-0		0-1-0		10-6-0
5-3-0		0-0-0	0-0-0		NEUTRAL		0-0-0		1-0-0		4-3-0
6-12-0		0-1-0	0-2-0		NON-CONFERENCE		1-5-0		2-1-0		3-3-0
3-6-0		0-1-0	0-1-0		HOME		1-3-0		1-0-0		1-1-0
2-6-0		0-0-0	0-0-		AWAY		0-2-0		0-1-0		2-2-0
1-0-0		0-0-0	0-0-0		NEUTRAL		0-0-0		1-0-0		0-0-0
24-10-0		0-0-0	0-0-0		CONFERENCE		0-0-0		0-0-0		24-10-0
12-3-0		0-0-0	0-0-0		HOME		0-0-0		0-0-0		12-3-0
8-4-0		0-0-0	0-0-0		AWAY		0-0-0		0-0-0		8-4-0
4-3-0		0-0-0	0-0-0		NEUTRAL		0-0-0		0-0-0		4-3-0
RPI S	Opponent	Score	RPI S	Opponent	Score	RPI S	Opponent	Score	RPI S	Opponent	Score
18 H	Mississippi St.	4 15	41 A	Troy	1 14	51 H	South Alabama	7 18	124 A	Jacksonville St.	5 10
			41 H	Troy	2 10	82 A	Alabama	1 11	124 H	Jacksonville St.	6 2
						90 A	Samford	6 15	147 N	New Orleans	6 3
						90 H	Samford	14 4	201 A	UAB	1 2
						100 H	Morehead St.	4 9	201 H	UAB	7 6
						100 H	Morehead St.	5 7	225 A	Jackson St.	14 6
									225 A	Jackson St.	7 9
									225 A	Jackson St.	13 14
									225 H	Jackson St.	4 3
									225 H	Jackson St.	0 2
									225 H	Jackson St.	9 8
									256 A	Florida A&M	2 5
									256 A	Florida A&M	9 4
									256 A	Florida A&M	8 2
									256 H	Florida A&M	10 13
									271 N	Grambling	5 1
									271 N	Grambling	1 5
									271 N	Grambling	7 12
									279 N	Ark. -Pine Bluff	5 8
									286 A	Alabama A&M	5 4
									286 A	Alabama A&M	6 7
									286 A	Alabama A&M	0 3
									286 H	Alabama A&M	12 11
									286 H	Alabama A&M	15 5
									286 H	Alabama A&M	12 4
									287 A	Alcorn	6 5
									287 A	Alcorn	17 5
									287 A	Alcorn	16 3
									287 H	Alcorn	6 1
									287 H	Alcorn	5 0
									287 H	Alcorn	12 0
									288 H	Southern U.	14 0
									288 H	Southern U.	12 6
									288 H	Southern U.	3 7
LAST 10 GAMES			LAST 10 GAMES			LAST 10 GAMES			LAST 10 GAMES		
			271 N	Grambling	1 5	292 A	Mississippi Val.	9 1			
			271 N	Grambling	5 1	292 A	Mississippi Val.	8 7			
			294 N	Prairie View	4 2	292 A	Mississippi Val.	6 5			
			271 N	Grambling	7 12	256 A	Florida A&M	2 5			
			294 N	Prairie View	7 2	256 A	Florida A&M	9 4			

Non-Div. I Games:

Al abama St.

RPI	S	Opponent	Score	
292	A	Mi ssi ssi ppi Val .	8	7
292	A	Mi ssi ssi ppi Val .	9	1
292	A	Mi ssi ssi ppi Val .	6	5
292	H	Mi ssi ssi ppi Val .	2	0
292	H	Mi ssi ssi ppi Val .	7	10
292	H	Mi ssi ssi ppi Val .	5	1
294	N	Prai ri e View	4	2
294	N	Prai ri e View	8	7
294	N	Prai ri e View	7	2

Al abama St.

A
l
a
b
a
m
a
s
t
.

A
l
a
b
a
m
a
s
t
.

Average RPI Win:		219	WON-LOST RECORD		WINNING PCT. RANK		LAST 10 GAMES		STRENGTH OF SCHEDULE		OPP. STRENGTH OF SCHEDULE		TEAM RPI		ADJ RPI		CONF. RPI		ADJ CONF. RPI	
DIV. I ONLY			21-35-0		.375 237		5-5-0		222		222		237		.4537 237		28		28	
DIV. I NON-CONF.			5-23-0		.17857 279		1-0-0		95		158		250		.43891 250		27		27	
TOTALS		RPI 1-25		RPI 26-50		W-L RECORDS		RPI 51-100		RPI 101-150		RPI 150+								
21-35-0		0-3-0		0-3-0		OVERALL		0-8-0		5-2-0		16-19-0								
11-7-0		0-0-0		0-0-0		HOME		0-0-0		2-1-0		9-6-0								
8-26-0		0-3-0		0-3-0		AWAY		0-8-0		1-1-0		7-11-0								
2-2-0		0-0-0		0-0-0		NEUTRAL		0-0-0		2-0-0		0-2-0								
5-23-0		0-3-0		0-3-0		NON-CONFERENCE		0-8-0		1-1-0		4-8-0								
3-3-0		0-0-0		0-0-0		HOME		0-0-0		0-0-0		3-3-0								
2-20-0		0-3-0		0-0-		AWAY		0-8-0		1-1-0		1-5-0								
0-0-0		0-0-0		0-0-0		NEUTRAL		0-0-0		0-0-0		0-0-0								
16-12-0		0-0-0		0-0-0		CONFERENCE		0-0-0		4-1-0		12-11-0								
8-4-0		0-0-0		0-0-0		HOME		0-0-0		2-1-0		6-3-0								
6-6-0		0-0-0		0-0-0		AWAY		0-0-0		0-0-0		6-6-0								
2-2-0		0-0-0		0-0-0		NEUTRAL		0-0-0		2-0-0		0-2-0								
RPI	S	Opponent		Score		RPI	S	Opponent		Score		RPI	S	Opponent		Score				
3	A	Florida		1	7	45	A	UCF		0	1	77	A	Army West Point		6	9			
3	A	Florida		2	19	45	A	UCF		8	10	80	A	Charlotte		5	12			
3	A	Florida		2	10	45	A	UCF		0	2	80	A	Charlotte		3	14			
												80	A	Charlotte		1	10			
												80	A	Charlotte		2	9			
												91	A	Wofford		6	12			
												91	A	Wofford		8	13			
												91	A	Wofford		4	10			
																	</			

Non-Div. I Games:

Si ena

RPI	S	Opponent	Score	
274	H	Abi lene Chri sti an	5	0
274	H	Abi lene Chri sti an	3	2
285	H	Ri der	11	1
285	H	Ri der	3	2
285	H	Ri der	4	2
295	H	Sai nt Peter' s	7	8
295	H	Sai nt Peter' s	13	2
295	H	Sai nt Peter' s	11	0

Si ena

S
i
e
n
a

S
i
e
n
a

Average RPI Win: 265		WON-LOST RECORD		WINNING PCT. RANK		LAST 10 GAMES		STRENGTH OF SCHEDULE		OPP. STRENGTH OF SCHEDULE		TEAM RPI		ADJ RPI		CONF. RPI		ADJ CONF. RPI	
DIV. I ONLY		22-24-0		.47826 159		7-2-0		277		288		238		.45207 238		29		29	
DIV. I NON-CONF.		6-9-0		.4 207		0-0-0		96		261		117		.5108 117		29		29	
TOTALS		RPI 1-25		RPI 26-50		W-L RECORDS		RPI 51-100		RPI 101-150		RPI 150+							
22-24-0		0-1-0		0-3-0		OVERALL		0-0-0		0-7-0		22-13-0							
8-4-0		0-0-0		0-0-0		HOME		0-0-0		0-3-0		8-1-0							
10-15-0		0-1-0		0-3-0		AWAY		0-0-0		0-3-0		10-8-0							
4-5-0		0-0-0		0-0-0		NEUTRAL		0-0-0		0-1-0		4-4-0							
6-9-0		0-1-0		0-3-0		NON-CONFERENCE		0-0-0		0-0-0		6-5-0							
0-0-0		0-0-0		0-0-0		HOME		0-0-0		0-0-0		0-0-0							
4-8-0		0-1-0		0-0-		AWAY		0-0-0		0-0-0		4-4-0							
2-1-0		0-0-0		0-0-0		NEUTRAL		0-0-0		0-0-0		2-1-0							
16-15-0		0-0-0		0-0-0		CONFERENCE		0-0-0		0-7-0		16-8-0							
8-4-0		0-0-0		0-0-0		HOME		0-0-0		0-3-0		8-1-0							
6-7-0		0-0-0		0-0-0		AWAY		0-0-0		0-3-0		6-4-0							
2-4-0		0-0-0		0-0-0		NEUTRAL		0-0-0		0-1-0		2-3-0							
RPI S	Opponent	Score		RPI S	Opponent	Score		RPI S	Opponent	Score		RPI S	Opponent	Score					
12 A	Minnesota	1	3	48 A	Arizona	3	13					132 A	Oral Roberts	2	5				
				48 A	Arizona	2	11					132 A	Oral Roberts	2	6				
				48 A	Arizona	4	9					132 A	Oral Roberts	5	6				
												132 H	Oral Roberts	4	7				
												132 H	Oral Roberts	3	9				
												132 H	Oral Roberts	8	11				
												132 N	Oral Roberts	4	6				
												197 A	Incarnate Word	2	6				
												197 A	Incarnate Word	4	3				
												197 A	Incarnate Word	8	2				
												197 A	Incarnate Word	1	2				
												216 A	Northern Colo.	6	3				
												216 A	Northern Colo.	4	17				
												216 A	Northern Colo.	4	2				
												216 A	Northern Colo.	7	9				
												250 A	South Dakota St.	4	5				
												250 A	South Dakota St.	9	12				
												250 H	South Dakota St.	7	1				
												250 H	South Dakota St.	15	14				
												250 H	South Dakota St.	6	5				
												250 N	South Dakota St.	7	13				
												265 N	Central Conn. St.	2	9				
												265 N	Central Conn. St.	2	0				
												265 N	Central Conn. St.	4	0				
												280 A	Western Ill.	2	1				
												280 A	Western Ill.	0	2				
												280 A	Western Ill.	3	6				
												280 N	Western Ill.	2	7				
												280 N	Western Ill.	2	0				
												280 N	Western Ill.	0	4				
												280 N	Western Ill.	3	1				
												284 A	Omaha	2	1				
												284 A	Omaha	2	0				
												284 H	Omaha	10	0				
Non-Div. I Games:		Concordia-M'head		10 0		Dickinson St.		17 4		Mayville St.		8 5		Dakota St.		16 1		North Dakota St.	

RPI	S	Opponent	Score	
284	H	Omaha	2	13
284	H	Omaha	9	1
291	A	Purdue Fort Wayne	2	1
291	A	Purdue Fort Wayne	15	0
291	A	Purdue Fort Wayne	10	3
291	H	Purdue Fort Wayne	7	2
291	H	Purdue Fort Wayne	5	4
291	H	Purdue Fort Wayne	7	5

North Dakota St.

N
o
r
t
h
D
a
k
o
t
a
S
t
.

N
o
r
t
h
D
a
k
o
t
a
S
t
.

Average RPI Win:	218	WON-LOST RECORD	WINNING PCT. RANK	LAST 10 GAMES	STRENGTH OF SCHEDULE	OPP. STRENGTH OF SCHEDULE	TEAM RPI	ADJ RPI	CONF. RPI	ADJ CONF. RPI	
DIV. I ONLY		14-22-1	.39189 222	5-5-0	228	256	239	.45146 239	27	27	
DIV. I NON-CONF.		5-10-1	.34375 234	0-1-0	43	180	128	.50638 128	23	23	
<hr/>											
TOTALS	RPI 1-25		RPI 26-50	W-L RECORDS		RPI 51-100		RPI 101-150		RPI 150+	
14-22-1	0-6-0		0-0-0	OVERALL		0-0-0		2-2-0		12-14-1	
6-9-1	0-0-0		0-0-0	HOME		0-0-0		1-0-0		5-9-1	
8-13-0	0-6-0		0-0-0	AWAY		0-0-0		1-2-0		7-5-0	
0-0-0	0-0-0		0-0-0	NEUTRAL		0-0-0		0-0-0		0-0-0	
5-10-1	0-6-0		0-0-0	NON-CONFERENCE		0-0-0		2-2-0		3-2-1	
2-1-1	0-0-0		0-0-0	HOME		0-0-0		1-0-0		1-1-1	
3-9-0	0-6-0		0-0-	AWAY		0-0-0		1-2-0		2-1-0	
0-0-0	0-0-0		0-0-0	NEUTRAL		0-0-0		0-0-0		0-0-0	
9-12-0	0-0-0		0-0-0	CONFERENCE		0-0-0		0-0-0		9-12-0	
4-8-0	0-0-0		0-0-0	HOME		0-0-0		0-0-0		4-8-0	
5-4-0	0-0-0		0-0-0	AWAY		0-0-0		0-0-0		5-4-0	
0-0-0	0-0-0		0-0-0	NEUTRAL		0-0-0		0-0-0		0-0-0	
RPI	S	Opponent	Score	RPI	S	Opponent	Score	RPI	S	Opponent	Score
14	A	Duke	2 7					116	A	Fordham	4 3
14	A	Duke	3 8					116	A	Fordham	3 4
14	A	Duke	2 7					116	A	Fordham	3 5
17	A	Texas A&M	2 3					136	H	Cani si us	6 5
17	A	Texas A&M	0 22					163	H	Harvard	2 6
17	A	Texas A&M	2 8					163	H	Harvard	10 8
								163	H	Harvard	7 4
								187	H	Col umbi a	14 2
								187	H	Col umbi a	2 3
								187	H	Col umbi a	2 3
								194	H	Yale	4 7
								194	H	Yale	7 8
								194	H	Yale	4 7
								221	A	Bi nghamton	12 3
								221	A	Bi nghamton	1 11
								221	H	Bi nghamton	5 5
								240	A	Penn St.	10 6
								247	H	Dartmouth	2 4
								247	H	Dartmouth	3 5
								247	H	Dartmouth	8 3
								250	H	Niagara	17 5
								250	H	Niagara	4 7
								258	A	Penn	7 6
								258	A	Penn	10 9
								258	A	Penn	5 9
								269	A	Pri nceton	4 10
								269	A	Pri nceton	6 7
								269	A	Pri nceton	5 2
								270	A	Brown	4 2
								270	A	Brown	10 7
								270	A	Brown	6 7
				LAST 10 GAMES				269	A	Pri nceton	6 7
				187	H	Col umbi a	2 3	270	A	Brown	4 2
				187	H	Col umbi a	14 2	221	A	Bi nghamton	1 11
				187	H	Col umbi a	2 3	163	H	Harvard	2 6
				270	A	Brown	4 2	163	H	Harvard	10 8
				270	A	Brown	10 7	163	H	Harvard	7 4

Non-Div. I Games:

Cornel I

[illegible]

Non-Div. I Games:

Penn St.

Average RPI Win: 134		WON-LOST	WINNING	LAST 10	STRENGTH OF		OPP. STRENGTH	TEAM	ADJ		CONF.	ADJ CONF.
Average RPI Loss: 115		RECORD	PCT. RANK	GAMES	SCHEDULE		OF SCHEDULE	RPI	RPI		RPI	RPI
DIV. I ONLY		11-47-0	.18966	293	4-6-0		26	169	241		16	16
DIV. I NON-CONF.		2-26-0	.07143	290	0-3-0		21	123	268		16	16
TOTALS		RPI 1-25	RPI 26-50		W-L RECORDS		RPI 51-100		RPI 101-150		RPI 150+	
11-47-0		0-8-0	0-1-0		OVERALL		5-12-0		1-12-0		5-14-0	
4-22-0		0-0-0	0-1-0		HOME		3-8-0		1-8-0		0-5-0	
3-21-0		0-8-0	0-0-0		AWAY		0-4-0		0-0-0		3-9-0	
4-4-0		0-0-0	0-0-0		NEUTRAL		2-0-0		0-4-0		2-0-0	
2-26-0		0-8-0	0-1-0		NON-CONFERENCE		2-4-0		0-8-0		0-5-0	
2-12-0		0-0-0	0-1-0		HOME		2-3-0		0-6-0		0-2-0	
0-12-0		0-8-0	0-0-		AWAY		0-1-0		0-0-0		0-3-0	
0-2-0		0-0-0	0-0-0		NEUTRAL		0-0-0		0-2-0		0-0-0	
9-21-0		0-0-0	0-0-0		CONFERENCE		3-8-0		1-4-0		5-9-0	
2-10-0		0-0-0	0-0-0		HOME		1-5-0		1-2-0		0-3-0	
3-9-0		0-0-0	0-0-0		AWAY		0-3-0		0-0-0		3-6-0	
4-2-0		0-0-0	0-0-0		NEUTRAL		2-0-0		0-2-0		2-0-0	
RPI S	Opponent	Score	RPI S	Opponent	Score	RPI S	Opponent	Score	RPI S	Opponent	Score	
5 A	North Carolina	2 8	31 H	Kentucky	5 7	59 H	Kent St.	4 7	129 N	VCU	1 11	
13 A	Clemson	8 10				59 H	Kent St.	4 6	129 N	VCU	4 5	
16 A	East Carolina	2 8				59 H	Kent St.	9 2	136 H	Canisius	11 12	
16 A	East Carolina	3 9				67 H	UNCG	2 3	136 H	Canisius	4 15	
16 A	East Carolina	3 8				67 H	UNCG	3 5	136 H	Canisius	0 9	
21 A	Louisville	2 3				67 H	UNCG	3 9	141 H	Mercer	8 4	
21 A	Louisville	7 8				67 N	UNCG	10 2	141 H	Mercer	1 4	
21 A	Louisville	4 16				67 N	UNCG	8 4	141 H	Mercer	0 12	
						75 A	Tennessee	0 5	141 N	Mercer	2 10	
						75 H	Tennessee	3 17	141 N	Mercer	0 15	
						90 H	Samford	1 5	150 H	Ball St.	8 9	
						90 H	Samford	10 9	150 H	Ball St.	4 7	
						90 H	Samford	4 11	150 H	Ball St.	8 20	
						91 A	Wofford	3 5	151 A	Furman	4 13	
						91 A	Wofford	5 6	151 A	Furman	5 2	
						91 A	Wofford	2 3	151 A	Furman	2 1	
						100 H	Morehead St.	6 2	165 H	ETSU	12 14	
									165 H	ETSU	8 11	
									165 H	ETSU	4 11	
									165 N	ETSU	11 8	
									169 A	VMI	4 5	
									169 A	VMI	9 12	
									169 A	VMI	7 11	
									175 A	Eastern Ky.	5 10	
									180 A	Appalachian St.	2 4	
									180 H	Appalachian St.	3 13	
									203 H	Marshall	8 12	
									244 A	The Citadel	3 9	
									244 A	The Citadel	8 5	
									244 A	The Citadel	1 5	
									244 N	The Citadel	6 5	
									262 A	UNC Asheville	4 8	
			LAST 10 GAMES									
			141 N	Mercer	2 10	244 N	The Citadel	6 5				
			67 N	UNCG	8 4	129 N	VCU	1 11				
			165 N	ETSU	11 8	129 N	VCU	4 5				
			141 N	Mercer	0 15	175 A	Eastern Ky.	5 10				
			67 N	UNCG	10 2	90 H	Samford	4 11				

Non-Div. I Games:

Western Caro.

Average RPI Win: 179		WON-LOST RECORD		WINNING PCT. RANK		LAST 10 GAMES		STRENGTH OF SCHEDULE		OPP. STRENGTH OF SCHEDULE		TEAM RPI		ADJ RPI		CONF. RPI		ADJ CONF. RPI					
DIV. I ONLY		15-39-0		.27778 272		0-10-0		85		157		242		.4494 242		13		13					
DIV. I NON-CONF.		12-18-0		.4 207		0-4-0		78		198		184		.48289 184		15		15					
TOTALS		RPI 1-25		RPI 26-50		W-L RECORDS		RPI 51-100		RPI 101-150		RPI 150+											
15-39-0		0-6-0		0-3-0		OVERALL		1-6-0		5-12-0		9-12-0											
12-17-0		0-0-0		0-0-0		HOME		1-2-0		3-3-0		8-12-0											
3-22-0		0-6-0		0-3-0		AWAY		0-4-0		2-9-0		1-0-0											
0-0-0		0-0-0		0-0-0		NEUTRAL		0-0-0		0-0-0		0-0-0											
12-18-0		0-6-0		0-0-0		NON-CONFERENCE		0-1-0		5-6-0		7-5-0											
9-8-0		0-0-0		0-0-0		HOME		0-0-0		3-3-0		6-5-0											
3-10-0		0-6-0		0-0-		AWAY		0-1-0		2-3-0		1-0-0											
0-0-0		0-0-0		0-0-0		NEUTRAL		0-0-0		0-0-0		0-0-0											
3-21-0		0-0-0		0-3-0		CONFERENCE		1-5-0		0-6-0		2-7-0											
3-9-0		0-0-0		0-0-0		HOME		1-2-0		0-0-0		2-7-0											
0-12-0		0-0-0		0-3-0		AWAY		0-3-0		0-6-0		0-0-0											
0-0-0		0-0-0		0-0-0		NEUTRAL		0-0-0		0-0-0		0-0-0											
RPI	S	Opponent		Score		RPI	S	Opponent		Score		RPI	S	Opponent		Score							
13	A	Clemson		4	5	39	A	Northeastern		0	4	103	H	George Washington		5	9						
13	A	Clemson		6	7	39	A	Northeastern		1	2	104	A	Maryland		6	3						
13	A	Clemson		1	2	39	A	Northeastern		3	4	104	H	Maryland		10	4						
24	A	NC State		0	5					68	A	Col. of Charleston		7	8	109	A	Campbell		0	12		
24	A	NC State		4	8					68	A	Col. of Charleston		1	5	109	A	Campbell		3	4		
24	A	NC State		3	7					68	A	Col. of Charleston		2	7	109	A	Campbell		4	2		
										83	A	Virginia		3	4	110	A	Elon		3	8		
																110	A	Elon		4	17		
																110	A	Elon		2	6		
																113	H	High Point		4	3		
																113	H	High Point		3	17		
																113	H	High Point		13	2		
																129	H	VCU		3	4		
																145	A	James Madison		4	5		
																145	A	James Madison		3	4		
																145	A	James Madison		3	15		
																146	A	Virginia Tech		8	10		
																156	H	Hofstra		6	9		
																156	H	Hofstra		0	1		
																156	H	Hofstra		3	7		
																158	H	Delaware		5	6		
																158	H	Delaware		0	6		
																158	H	Delaware		4	6		
																165	H	ETSU		1	0		
																165	H	ETSU		2	3		
																165	H	ETSU		3	2		
																202	H	Lehigh		12	2		
																213	H	Radford		1	2		
																213	H	Radford		3	2		
																223	H	Quinnipiac		1	6		
																223	H	Quinnipiac		3	10		
																223	H	Quinnipiac		2	11		
																248	A	Old Dominion		5	2		
																248	H	Old Dominion		4	3		
LAST 10 GAMES				110 A				Elon				3	8	158 H				Delaware				0	6
				110 A				Elon				4	17	158 H				Delaware				5	6
				110 A				Elon				2	6	24 A				NC State				3	7
				146 A				Virginia Tech				8	10	24 A				NC State				4	8
				158 H				Delaware				4	6	24 A				NC State				0	5

Non-Div. I Games:

William & Mary

RPI	S	Opponent	Score	
273	H	Towson	1	6
273	H	Towson	5	4
273	H	Towson	8	7
290	H	Norfol k St.	10	4

William & Mary

W
i
l
l
i
a
m
&
M
a
r
y

W
i
l
l
i
a
m
&
M
a
r
y

Average RPI Win: 233		WON-LOST	WINNING	LAST 10	STRENGTH OF		OPP. STRENGTH	TEAM	ADJ	CONF.	ADJ CONF.
Average RPI Loss: 138		RECORD	PCT. RANK	GAMES	SCHEDULE		OF SCHEDULE	RPI	RPI	RPI	RPI
DIV. I ONLY		24-29-0	.45283	187	6-4-0		265	206	243	.44823	243
DIV. I NON-CONF.		10-10-0	.5	134	0-1-0		290	245	257	.435	256
TOTALS		RPI 1-25	RPI 26-50		W-L RECORDS		RPI 51-100		RPI 101-150		RPI 150+
24-29-0		0-4-0	0-2-0		OVERALL		3-3-0		0-9-0		21-11-0
15-10-0		0-3-0	0-0-0		HOME		2-1-0		0-2-0		13-4-0
6-16-0		0-1-0	0-1-0		AWAY		1-2-0		0-7-0		5-5-0
3-3-0		0-0-0	0-1-0		NEUTRAL		0-0-0		0-0-0		3-2-0
10-10-0		0-1-0	0-2-0		NON-CONFERENCE		1-2-0		0-2-0		9-3-0
6-3-0		0-0-0	0-0-0		HOME		0-0-0		0-1-0		6-2-0
2-6-0		0-1-0	0-0-		AWAY		1-2-0		0-1-0		1-1-0
2-1-0		0-0-0	0-1-0		NEUTRAL		0-0-0		0-0-0		2-0-0
14-19-0		0-3-0	0-0-0		CONFERENCE		2-1-0		0-7-0		12-8-0
9-7-0		0-3-0	0-0-0		HOME		2-1-0		0-1-0		7-2-0
4-10-0		0-0-0	0-0-0		AWAY		0-0-0		0-6-0		4-4-0
1-2-0		0-0-0	0-0-0		NEUTRAL		0-0-0		0-0-0		1-2-0
RPI S	Opponent	Score	RPI S	Opponent	Score	RPI S	Opponent	Score	RPI S	Opponent	Score
4 A	Ole Miss	6 7	27 A	Missouri St.	4 5	93 A	Kansas	3 5	124 A	Jacksonville St.	3 5
15 H	Tennessee Tech	2 9	31 N	Kentucky	2 14	93 A	Kansas	10 5	124 A	Jacksonville St.	4 13
15 H	Tennessee Tech	7 23				93 A	Kansas	1 4	124 A	Jacksonville St.	3 21
15 H	Tennessee Tech	5 15				100 H	Morehead St.	14 8	139 A	Austin Peay	7 19
						100 H	Morehead St.	0 10	139 A	Austin Peay	7 8
						100 H	Morehead St.	14 10	139 A	Austin Peay	2 10
									139 H	Austin Peay	11 14
									144 A	Southern Ill.	9 11
									144 H	Southern Ill.	5 23
									175 A	Eastern Ky.	5 7
									175 A	Eastern Ky.	11 10
									175 A	Eastern Ky.	7 6
									175 N	Eastern Ky.	6 13
									192 H	Memphis	6 10
									200 A	Southeast Mo. St.	6 8
									200 A	Southeast Mo. St.	5 7
									200 A	Southeast Mo. St.	4 7
									200 N	Southeast Mo. St.	2 5
									222 H	SIUE	9 8
									222 H	SIUE	7 10
									222 H	SIUE	6 5
									228 H	Eastern Ill.	13 7
									228 H	Eastern Ill.	7 4
									228 H	Eastern Ill.	5 0
									228 N	Eastern Ill.	15 5
									266 H	Belmont	5 4
									266 H	Belmont	10 13
									266 H	Belmont	9 5
									267 A	UT Martin	11 3
									267 A	UT Martin	12 5
									268 A	Evansville	8 3
									268 H	Evansville	11 9
									280 H	Western Ill.	4 3
									280 N	Western Ill.	11 5

Non-Div. I Games: Kentucky St.

10 6

Brescia

10 0

Harris-Stowe

8 5

Murray St.

RPI	S	Opponent	Score	
280	N	Western Ill.	5	4
286	A	Al abama A&M	1	4
286	H	Al abama A&M	13	5
291	H	Purdue Fort Wayne	15	4
291	H	Purdue Fort Wayne	5	7
291	H	Purdue Fort Wayne	16	4
291	H	Purdue Fort Wayne	13	2

Murray St.

M
u
r
r
a
y
S
t
.

M
u
r
r
a
y
S
t
.

Average RPI Win:		179	WON-LOST RECORD		WINNING PCT. RANK		LAST 10 GAMES		STRENGTH OF SCHEDULE		OPP. STRENGTH OF SCHEDULE		TEAM RPI		ADJ RPI		CONF. RPI		ADJ CONF. RPI	
DIV. I ONLY			19-34-0		.35849 243		3-7-0		174		147		244		.44715 244		16		16	
DIV. I NON-CONF.			11-17-0		.39286 212		0-1-0		225		136		255		.43717 254		16		16	
TOTALS		RPI 1-25		RPI 26-50		W-L RECORDS		RPI 51-100		RPI 101-150		RPI 150+								
19-34-0		2-3-0		1-1-0		OVERALL		0-15-0		3-2-0		13-13-0								
12-22-0		2-3-0		0-1-0		HOME		0-10-0		1-1-0		9-7-0								
7-11-0		0-0-0		1-0-0		AWAY		0-5-0		2-1-0		4-5-0								
0-1-0		0-0-0		0-0-0		NEUTRAL		0-0-0		0-0-0		0-1-0								
11-17-0		2-3-0		1-1-0		NON-CONFERENCE		0-6-0		1-1-0		7-6-0								
9-13-0		2-3-0		0-1-0		HOME		0-4-0		1-1-0		6-4-0								
2-4-0		0-0-0		1-0-		AWAY		0-2-0		0-0-0		1-2-0								
0-0-0		0-0-0		0-0-0		NEUTRAL		0-0-0		0-0-0		0-0-0								
8-17-0		0-0-0		0-0-0		CONFERENCE		0-9-0		2-1-0		6-7-0								
3-9-0		0-0-0		0-0-0		HOME		0-6-0		0-0-0		3-3-0								
5-7-0		0-0-0		0-0-0		AWAY		0-3-0		2-1-0		3-3-0								
0-1-0		0-0-0		0-0-0		NEUTRAL		0-0-0		0-0-0		0-1-0								
RPI	S	Opponent		Score		RPI	S	Opponent		Score		RPI	S	Opponent		Score				
10	H	Georgia		4	9	28	A	South Carolina		4	3	117	H	Richmond		5	2			
20	H	UConn		4	2	28	H	South Carolina		1	12	117	H	Richmond		3	13			
20	H	UConn		4	2							141	A	Mercer		7	5			
20	H	UConn		3	17							141	A	Mercer		5	4			
21	H	Louisville		3	8							141	A	Mercer		3	6			
												151	H	Furman		5	11			
												151	H	Furman		6	1			
												151	H	Furman		1	6			
												165	A	ETSU		6	5			
												165	A	ETSU		5	11			
												165	A	ETSU		13	6			
												169	A	VMI		4	12			
												169	A	VMI		3	12			
												169	A	VMI		5	0			
												174	H	George Mason		3	0			
												199	A	Winthrop		1	8			
												199	H	Winthrop		6	12			
												241	H	Western Caro.		5	1			
												241	H	Western Caro.		9	3			
												241	H	Western Caro.		5	8			
												241	N	Western Caro.		5	6			
												254	A	Charleston So.		8	1			
												254	A	Charleston So.		6	7			
												254	H	Charleston So.		3	6			
												254	H	Charleston So.		6	2			
												273	H	Towson		4	3			
												273	H	Towson		0	6			
												273	H	Towson		11	3			
												283	H	La Salle		4	6			
												283	H	La Salle		8	7			
												283	H	La Salle		7	6			
LAST 10 GAMES																				
						241	N	Western Caro.		5	6	67	H	UNCG		3	4			
						141	A	Mercer		7	5	67	H	UNCG		5	14			
						141	A	Mercer		5	4	68	A	Col. of Charleston		6	10			
						141	A	Mercer		3	6	165	A	ETSU		5	11			
						67	H	UNCG		3	14	165	A	ETSU		13	6			

Non-Div. I Games:

The Citadel

Average RPI Win: 166		WON-LOST	WINNING	LAST 10	STRENGTH OF		OPP. STRENGTH	TEAM	ADJ	CONF.	ADJ CONF.
Average RPI Loss: 152		RECORD	PCT. RANK	GAMES	SCHEDULE		OF SCHEDULE	RPI	RPI	RPI	RPI
DIV. I ONLY		15-37-0	.28846	269	1-9-0		184	180	245	.44594	245
DIV. I NON-CONF.		9-19-0	.32143	242	0-1-0		186	135	207	.47298	206
TOTALS		RPI 1-25	RPI 26-50		W-L RECORDS		RPI 51-100		RPI 101-150		RPI 150+
15-37-0	1-2-0	0-1-0		OVERALL		0-3-0		4-12-0		10-19-0	
6-11-0	0-0-0	0-1-0		HOME		0-0-0		0-0-0		6-10-0	
9-26-0	1-2-0	0-0-0		AWAY		0-3-0		4-12-0		4-9-0	
0-0-0	0-0-0	0-0-0		NEUTRAL		0-0-0		0-0-0		0-0-0	
9-19-0	1-2-0	0-1-0		NON-CONFERENCE		0-0-0		4-6-0		4-10-0	
1-4-0	0-0-0	0-1-0		HOME		0-0-0		0-0-0		1-3-0	
8-15-0	1-2-0	0-0-0		AWAY		0-0-0		4-6-0		3-7-0	
0-0-0	0-0-0	0-0-0		NEUTRAL		0-0-0		0-0-0		0-0-0	
6-18-0	0-0-0	0-0-0		CONFERENCE		0-3-0		0-6-0		6-9-0	
5-7-0	0-0-0	0-0-0		HOME		0-0-0		0-0-0		5-7-0	
1-11-0	0-0-0	0-0-0		AWAY		0-3-0		0-6-0		1-2-0	
0-0-0	0-0-0	0-0-0		NEUTRAL		0-0-0		0-0-0		0-0-0	
RPI S Opponent	Score		RPI S Opponent	Score		RPI S Opponent	Score		RPI S Opponent	Score	
18 A Mississippi St.	2	1	48 H Arizona	6	7	87 A New Mexico St.	3	4	107 A UC Irvine	2	4
18 A Mississippi St.	3	5				87 A New Mexico St.	7	17	107 A UC Irvine	8	5
18 A Mississippi St.	2	4				87 A New Mexico St.	2	6	107 A UC Irvine	9	5
									114 A Sacramento St.	2	8
									114 A Sacramento St.	4	10
									114 A Sacramento St.	3	4
									121 A Southern California	6	8
									121 A Southern California	5	1
									121 A Southern California	4	5
									122 A Grand Canyon	2	5
									122 A Grand Canyon	2	11
									122 A Grand Canyon	2	5
									140 A Saint Mary's (CA)	2	4
									140 A Saint Mary's (CA)	6	3
									140 A Saint Mary's (CA)	1	3
									140 A Saint Mary's (CA)	2	7
									155 H Air Force	6	12
									155 H Air Force	5	4
									157 A A&M-Corpus Christi	6	5
									157 A A&M-Corpus Christi	0	6
									157 A A&M-Corpus Christi	6	12
									157 A A&M-Corpus Christi	9	15
									170 A Pacific	4	3
									170 A Pacific	6	2
									170 A Pacific	3	4
									170 A Pacific	0	4
									182 H Seattle U	9	2
									182 H Seattle U	1	4
									182 H Seattle U	2	13
									190 A BYU	3	9
									190 H BYU	2	14
									208 A Utah	6	10
									208 H Utah	6	12
									216 H Northern Colo.	4	8

Non-Div. I Games:

Utah Valley

RPI	S	Opponent	Score	
216	H	Northern Colo.	15	5
216	H	Northern Colo.	15	14
229	H	CSU Bakersfi el d	3	7
229	H	CSU Bakersfi el d	6	7
229	H	CSU Bakersfi el d	2	6
235	H	UTRGV	6	1
235	H	UTRGV	10	1
235	H	UTRGV	2	4
261	A	Chi cago St.	3	4
261	A	Chi cago St.	1	0
261	A	Chi cago St.	1	4

Utah Valley

U
t
a
h
v
a
l
l
e
y

U
t
a
h
v
a
l
l
e
y

Average RPI Win:		232	WON-LOST RECORD		WINNING PCT. RANK		LAST 10 GAMES		STRENGTH OF SCHEDULE		OPP. STRENGTH OF SCHEDULE		TEAM RPI		ADJ RPI		CONF. RPI		ADJ CONF. RPI				
DIV. I ONLY			17-35-0		.32692 258		5-5-0		240		265		246		.44541 246		26		26				
DIV. I NON-CONF.			5-19-0		.20833 268		0-1-0		247		218		271		.42187 271		28		28				
TOTALS		RPI 1-25		RPI 26-50		W-L RECORDS		RPI 51-100		RPI 101-150		RPI 150+											
17-35-0		0-1-0		0-1-0		OVERALL		2-10-0		1-4-0		14-19-0											
4-5-0		0-0-0		0-0-0		HOME		0-3-0		0-0-0		4-2-0											
11-27-0		0-1-0		0-1-0		AWAY		1-7-0		1-4-0		9-14-0											
2-3-0		0-0-0		0-0-0		NEUTRAL		1-0-0		0-0-0		1-3-0											
5-19-0		0-1-0		0-1-0		NON-CONFERENCE		1-1-0		1-4-0		3-12-0											
0-0-0		0-0-0		0-0-0		HOME		0-0-0		0-0-0		0-0-0											
3-16-0		0-1-0		0-0-		AWAY		0-1-0		1-4-0		2-9-0											
2-3-0		0-0-0		0-0-0		NEUTRAL		1-0-0		0-0-0		1-3-0											
12-16-0		0-0-0		0-0-0		CONFERENCE		1-9-0		0-0-0		11-7-0											
4-5-0		0-0-0		0-0-0		HOME		0-3-0		0-0-0		4-2-0											
8-11-0		0-0-0		0-0-0		AWAY		1-6-0		0-0-0		7-5-0											
0-0-0		0-0-0		0-0-0		NEUTRAL		0-0-0		0-0-0		0-0-0											
RPI	S	Opponent		Score		RPI	S	Opponent		Score		RPI	S	Opponent		Score							
20	A	UConn		2	13	26	A	LSU		0	7	76	A	Wagner		4	5						
												76	A	Wagner		1	4						
												76	A	Wagner		1	3						
												76	H	Wagner		7	14						
												76	H	Wagner		3	14						
												76	H	Wagner		4	9						
												77	A	Army West Point		3	12						
												79	N	Southeastern La.		5	3						
												88	A	Bryant		6	15						
												88	A	Bryant		9	6						
												88	A	Bryant		4	5						
												88	A	Bryant		3	4						
												106	A	Rhode Island		3	5						
												125	A	Kennesaw St.		2	3						
												125	A	Kennesaw St.		6	7						
												125	A	Kennesaw St.		4	2						
												148	A	Hartford		10	12						
												160	A	Monmouth		2	3						
												181	A	Stony Brook		7	17						
												181	N	Stony Brook		6	7						
												188	A	Nicholls St.		6	21						
												188	A	Nicholls St.		0	10						
												194	A	Yale		2	5						
												209	A	Fairfield		4	11						
												209	A	Fairfield		3	6						
												211	H	LIU Brooklyn		3	2						
												211	H	LIU Brooklyn		4	7						
												211	H	LIU Brooklyn		9	3						
												211	H	LIU Brooklyn		12	3						
												217	N	Tol edo		2	7						
												220	N	Mai ne		9	8						
												227	A	Saint Joseph's		1	13						
												255	A	Mt. St. Mary's		5	8						
												255	A	Mt. St. Mary's		5	6						
												255	A	Mt. St. Mary's		0	7						
												255	A	Mt. St. Mary's		0	7						
												255	H	Mt. St. Mary's		11	5						
												255	H	Mt. St. Mary's		6	7						
												257	N	Iona		5	6						
												265	A	Central Conn. St.		9	5						
												265	A	Central Conn. St.		4	7						
												265	A	Central Conn. St.		6	4						
												265	A	Central Conn. St.		20	9						
												281	A	Villanova		3	2						
												283	A	La Salle		0	2						
												290	A	Norfolk St.		9	4						
LAST 10 GAMES						LAST 10 GAMES						LAST 10 GAMES											
76 A Wagner						1	3	211 H LIU Brooklyn						9	3	265 A Central Conn. St.						9	5
76 A Wagner						4	5	211 H LIU Brooklyn						12	3	265 A Central Conn. St.						4	7
76 A Wagner						1	4	20 A UConn						2	13	265 A Central Conn. St.						6	4
211 H LIU Brooklyn						4	7	293 A Fairleigh Dickinson						7	3	265 A Central Conn. St.						20	9
211 H LIU Brooklyn						3	2	293 A Fairleigh Dickinson						15	5	281 A Villanova						3	2
																283 A La Salle						0	2
																290 A Norfolk St.						9	4

Non-Div. I Games:

Sacred Heart

RPI	S	Opponent	Score	
293	A	Fairleigh Dickinson	7	3
293	A	Fairleigh Dickinson	15	5
293	A	Fairleigh Dickinson	10	8
293	A	Fairleigh Dickinson	3	2

S
a
c
r
e
d
H
e
a
r
t

S
a
c
r
e
d
H
e
a
r
t

Sacred Heart

Average RPI Win:		234	WON-LOST RECORD		WINNING PCT. RANK		LAST 10 GAMES		STRENGTH OF SCHEDULE		OPP. STRENGTH OF SCHEDULE		TEAM RPI		ADJ RPI		CONF. RPI		ADJ CONF. RPI	
DIV. I ONLY			16-22-1		.42308 207		6-3-0		282		220		247		.44511 247		27		27	
DIV. I NON-CONF.			4-14-0		.22222 263		0-0-0		268		101		275		.41399 275		23		23	
TOTALS		RPI 1-25		RPI 26-50		W-L RECORDS		RPI 51-100		RPI 101-150		RPI 150+								
16-22-1		0-0-0		0-1-0		OVERALL		0-3-0		0-4-0		16-14-1								
8-3-0		0-0-0		0-0-0		HOME		0-0-0		0-0-0		8-3-0								
6-18-1		0-0-0		0-0-0		AWAY		0-3-0		0-4-0		6-11-1								
2-1-0		0-0-0		0-1-0		NEUTRAL		0-0-0		0-0-0		2-0-0								
4-14-0		0-0-0		0-1-0		NON-CONFERENCE		0-3-0		0-4-0		4-6-0								
1-1-0		0-0-0		0-0-0		HOME		0-0-0		0-0-0		1-1-0								
1-12-0		0-0-0		0-0-		AWAY		0-3-0		0-4-0		1-5-0								
2-1-0		0-0-0		0-1-0		NEUTRAL		0-0-0		0-0-0		2-0-0								
12-8-1		0-0-0		0-0-0		CONFERENCE		0-0-0		0-0-0		12-8-1								
7-2-0		0-0-0		0-0-0		HOME		0-0-0		0-0-0		7-2-0								
5-6-1		0-0-0		0-0-0		AWAY		0-0-0		0-0-0		5-6-1								
0-0-0		0-0-0		0-0-0		NEUTRAL		0-0-0		0-0-0		0-0-0								
RPI	S	Opponent	Score		RPI	S	Opponent	Score		RPI	S	Opponent	Score		RPI	S	Opponent	Score		
					39	N	Northeastern	8	10	56	A	Georgi a Tech	0	10	128	A	Cal Poly	2	11	
										56	A	Georgi a Tech	5	11	128	A	Cal Poly	3	10	
										56	A	Georgi a Tech	9	12	128	A	Cal Poly	0	5	
															133	A	San Jose St.	3	4	
															163	A	Harvard	3	11	
															163	A	Harvard	6	5	
															163	A	Harvard	17	18	
															172	A	Boston College	3	8	
															178	H	UMass Lowell	8	12	
															183	A	UC Santa Barbara	5	15	
															187	H	Col umbi a	3	12	
															187	H	Col umbi a	10	4	
															187	H	Col umbi a	5	4	
															191	N	Georgetown	4	1	
															194	A	Yal e	4	5	
															194	A	Yal e	3	1	
															194	A	Yal e	3	10	
															223	H	Qui nni pi ac	11	4	
															229	A	CSU Bakersfi el d	5	7	
															229	A	CSU Bakersfi el d	1	4	
															229	A	CSU Bakersfi el d	11	9	
															229	A	CSU Bakersfi el d	4	9	
															239	A	Cornel l	5	3	
															239	A	Cornel l	3	8	
															239	A	Cornel l	4	2	
															258	A	Penn	7	8	
															258	A	Penn	5	4	
															258	A	Penn	4	4	
															269	H	Princeton	14	3	
															270	H	Brown	2	1	
															270	H	Brown	4	5	
															270	H	Brown	2	1	
															270	H	Brown	2	1	
															270	H	Brown	4	5	
															270	H	Brown	2	1	

Non-Div. I Games:	Middlebury	12	1
--------------------------	-------------------	-----------	----------

Dartmouth

RPI	S	Opponent	Score	
281	N	Villanova	12	7

Dartmouth

D
a
r
t
m
o
u
t
h

D
a
r
t
m
o
u
t
h

Average RPI Win: 148		WON-LOST	WINNING	LAST 10	STRENGTH OF		OPP. STRENGTH	TEAM	ADJ		CONF.	ADJ CONF.
Average RPI Loss: 123		RECORD	PCT. RANK	GAMES	SCHEDULE		OF SCHEDULE	RPI	RPI		RPI	RPI
DIV. I ONLY		15-37-0	.28846	269	3-7-0		119	130	248		11	11
DIV. I NON-CONF.		8-15-0	.34783	230	1-1-0		213	229	266		12	12
TOTALS		RPI 1-25	RPI 26-50		W-L RECORDS		RPI 51-100		RPI 101-150		RPI 150+	
15-37-0		0-1-0	1-5-0		OVERALL		3-12-0		4-6-0		7-13-0	
11-18-0		0-0-0	1-5-0		HOME		1-2-0		3-2-0		6-9-0	
3-17-0		0-1-0	0-0-0		AWAY		1-9-0		1-4-0		1-3-0	
1-2-0		0-0-0	0-0-0		NEUTRAL		1-1-0		0-0-0		0-1-0	
8-15-0		0-1-0	0-0-0		NON-CONFERENCE		1-2-0		3-4-0		4-8-0	
7-7-0		0-0-0	0-0-0		HOME		0-0-0		3-2-0		4-5-0	
0-6-0		0-1-0	0-0-		AWAY		0-1-0		0-2-0		0-2-0	
1-2-0		0-0-0	0-0-0		NEUTRAL		1-1-0		0-0-0		0-1-0	
7-22-0		0-0-0	1-5-0		CONFERENCE		2-10-0		1-2-0		3-5-0	
4-11-0		0-0-0	1-5-0		HOME		1-2-0		0-0-0		2-4-0	
3-11-0		0-0-0	0-0-0		AWAY		1-8-0		1-2-0		1-1-0	
0-0-0		0-0-0	0-0-0		NEUTRAL		0-0-0		0-0-0		0-0-0	
RPI S	Opponent	Score	RPI S	Opponent	Score	RPI S	Opponent	Score	RPI S	Opponent	Score	
16 A	East Carolina	3 10	30 H	Fla. Atlantic	5 10	61 A	Louisiana Tech	8 11	117 H	Richmond	4 2	
			30 H	Fla. Atlantic	7 12	61 A	Louisiana Tech	2 3	129 A	VCU	3 9	
			30 H	Fla. Atlantic	2 1	61 A	Louisiana Tech	3 11	129 H	VCU	7 1	
			38 H	Southern Miss.	0 2	78 N	Iowa	1 4	131 H	Kansas St.	5 11	
			38 H	Southern Miss.	4 9	80 A	Charlotte	3 4	131 H	Kansas St.	11 8	
			38 H	Southern Miss.	2 9	80 A	Charlotte	3 5	131 H	Kansas St.	3 11	
						80 A	Charlotte	7 0	135 A	FIU	7 8	
						83 A	Virginia	0 4	135 A	FIU	4 3	
						89 A	Rice	0 9	135 A	FIU	4 5	
						89 A	Rice	3 4	146 A	Virginia Tech	5 6	
						89 A	Rice	1 18	153 H	Middle Tenn.	8 7	
						95 N	Saint Louis	8 3	153 H	Middle Tenn.	2 5	
						98 H	UTSA	3 11	153 H	Middle Tenn.	5 10	
						98 H	UTSA	7 0	166 H	Rutgers	4 3	
						98 H	UTSA	1 11	166 H	Rutgers	6 9	
									166 H	Rutgers	6 7	
									169 A	VMI	6 7	
									169 H	VMI	19 4	
									201 H	UAB	3 6	
									201 H	UAB	5 7	
									201 H	UAB	12 0	
									203 A	Marshall	8 2	
									203 A	Marshall	6 11	
									223 H	Quinnipiac	11 0	
									223 H	Quinnipiac	6 8	
									223 H	Quinnipiac	2 5	
									242 A	William & Mary	3 4	
									242 H	William & Mary	2 5	
									249 N	Oakland	4 5	
									290 H	Norfolk St.	9 1	
LAST 10 GAMES			LAST 10 GAMES			LAST 10 GAMES			LAST 10 GAMES			
			61 A	Louisiana Tech	2 3	98 H	UTSA	7 0				
			61 A	Louisiana Tech	8 11	98 H	UTSA	1 11				
			61 A	Louisiana Tech	3 11	129 H	VCU	7 1				
			129 A	VCU	3 9	203 A	Marshall	8 2				
			98 H	UTSA	3 11	203 A	Marshall	6 11				

Non-Div. I Games:

Old Domini on

Average RPI Win:		217	WON-LOST RECORD		WINNING PCT. RANK		LAST 10 GAMES		STRENGTH OF SCHEDULE		OPP. STRENGTH OF SCHEDULE		TEAM RPI		ADJ RPI		CONF. RPI		ADJ CONF. RPI										
DIV. I ONLY			15-32-0		.31915		262		4-6-0		201		257		249		.44193		249		25		25						
DIV. I NON-CONF.			3-17-0		.15		283		0-1-0		105		185		259		.43421		259		26		26						
TOTALS		RPI 1-25		RPI 26-50		W-L RECORDS		RPI 51-100		RPI 101-150		RPI 150+																	
15-32-0		0-0-0		0-3-0		OVERALL		2-10-0		0-2-0		13-17-0																	
6-8-0		0-0-0		0-0-0		HOME		1-2-0		0-0-0		5-6-0																	
8-19-0		0-0-0		0-3-0		AWAY		1-7-0		0-0-0		7-9-0																	
1-5-0		0-0-0		0-0-0		NEUTRAL		0-1-0		0-2-0		1-2-0																	
3-17-0		0-0-0		0-3-0		NON-CONFERENCE		0-6-0		0-2-0		3-6-0																	
0-2-0		0-0-0		0-0-0		HOME		0-0-0		0-0-0		0-2-0																	
2-11-0		0-0-0		0-0-		AWAY		0-5-0		0-0-0		2-3-0																	
1-4-0		0-0-0		0-0-0		NEUTRAL		0-1-0		0-2-0		1-1-0																	
12-15-0		0-0-0		0-0-0		CONFERENCE		2-4-0		0-0-0		10-11-0																	
6-6-0		0-0-0		0-0-0		HOME		1-2-0		0-0-0		5-4-0																	
6-8-0		0-0-0		0-0-0		AWAY		1-2-0		0-0-0		5-6-0																	
0-1-0		0-0-0		0-0-0		NEUTRAL		0-0-0		0-0-0		0-1-0																	
RPI	S	Opponent	Score		RPI	S	Opponent	Score		RPI	S	Opponent	Score		RPI	S	Opponent	Score											
					31	A	Kentucky	1	10	63	A	Mi chi gan	3	10	108	N	Pi ttsburgh	0	2										
					31	A	Kentucky	6	15	67	A	UNCG	8	13	108	N	Pi ttsburgh	3	9										
					31	A	Kentucky	6	17	69	A	Wright St.	0	3	169	A	VMI	1	11										
										69	A	Wright St.	6	5	169	A	VMI	11	10										
										69	A	Wright St.	2	8	169	A	VMI	8	11										
										69	H	Wright St.	2	17	204	A	Central Mi ch.	4	8										
										69	H	Wright St.	2	14	204	H	Central Mi ch.	9	24										
										69	H	Wright St.	6	4	204	N	Central Mi ch.	3	16										
										78	N	Iowa	6	8	205	A	UI C	2	1										
										95	A	Sai nt Loui s	4	6	205	A	UI C	1	8										
										95	A	Sai nt Loui s	0	8	205	A	UI C	3	4										
										95	A	Sai nt Loui s	3	9	218	A	Eastern Mi ch.	4	2										
															218	H	Eastern Mi ch.	8	11										
															219	A	Mil waukee	5	12										
															219	A	Mil waukee	9	15										
															219	A	Mil waukee	4	2										
															219	H	Mil waukee	6	16										
															219	H	Mil waukee	12	7										
															219	H	Mil waukee	6	3										
															248	N	Ol d Domi ni on	5	4										
															263	A	Youngstown St.	2	8										
															263	A	Youngstown St.	17	4										
															263	H	Youngstown St.	1	5										
															263	H	Youngstown St.	16	6										
															263	H	Youngstown St.	10	3										
															263	N	Youngstown St.	1	4										
															278	A	Northern Ky.	14	12										
															278	A	Northern Ky.	13	4										
															278	A	Northern Ky.	6	9										
															278	H	Northern Ky.	3	0										
															278	H	Northern Ky.	3	5										
															278	H	Northern Ky.	6	9										
LAST 10 GAMES																													
263 N Youngstown St.					1					4					263 H Youngstown St.					10					3				
219 A Mil waukee					5					12					263 H Youngstown St.					1					5				
219 A Mil waukee					9					15					263 H Youngstown St.					16					6				
219 A Mil waukee					4					2					278 H Northern Ky.					6					9				
218 H Eastern Mi ch.					8					11					278 H Northern Ky.					3					0				

Non-Div. I Games:

Oakl and

Average RPI Win:		238	WON-LOST RECORD		WINNING PCT. RANK		LAST 10 GAMES		STRENGTH OF SCHEDULE		OPP. STRENGTH OF SCHEDULE		TEAM RPI		ADJ RPI		CONF. RPI		ADJ CONF. RPI	
DIV. I ONLY			24-27-0		.47059 168		6-4-0		291		255		250		.44157 250		28		28	
DIV. I NON-CONF.			9-13-0		.40909 202		1-0-0		293		206		265		.42946 265		27		27	
TOTALS		RPI 1-25		RPI 26-50		W-L RECORDS		RPI 51-100		RPI 101-150		RPI 150+								
24-27-0		0-0-0		0-0-0		OVERALL		0-3-0		2-6-0		22-18-0								
12-5-0		0-0-0		0-0-0		HOME		0-0-0		2-0-0		10-5-0								
12-17-0		0-0-0		0-0-0		AWAY		0-1-0		0-4-0		12-12-0								
0-5-0		0-0-0		0-0-0		NEUTRAL		0-2-0		0-2-0		0-1-0								
9-13-0		0-0-0		0-0-0		NON-CONFERENCE		0-3-0		0-0-0		9-10-0								
3-0-0		0-0-0		0-0-0		HOME		0-0-0		0-0-0		3-0-0								
6-10-0		0-0-0		0-0-		AWAY		0-1-0		0-0-0		6-9-0								
0-3-0		0-0-0		0-0-0		NEUTRAL		0-2-0		0-0-0		0-1-0								
15-14-0		0-0-0		0-0-0		CONFERENCE		0-0-0		2-6-0		13-8-0								
9-5-0		0-0-0		0-0-0		HOME		0-0-0		2-0-0		7-5-0								
6-7-0		0-0-0		0-0-0		AWAY		0-0-0		0-4-0		6-3-0								
0-2-0		0-0-0		0-0-0		NEUTRAL		0-0-0		0-2-0		0-0-0								
RPI	S	Opponent	Score	RPI	S	Opponent	Score	RPI	S	Opponent	Score	RPI	S	Opponent	Score					
								52	A	West Virginia	6	9		136	A	Canisius	10	17		
								77	N	Army West Point	5	9		136	H	Canisius	9	5		
								88	N	Bryant	7	11		136	H	Canisius	3	2		
														136	N	Canisius	4	5		
														138	A	Marist	9	13		
														138	A	Marist	7	9		
														138	A	Marist	7	9		
														138	N	Marist	3	6		
														160	H	Monmouth	1	6		
														160	H	Monmouth	5	8		
														160	H	Monmouth	7	8		
														172	N	Boston College	3	11		
														179	H	Manhattan	5	6		
														179	H	Manhattan	3	1		
														179	H	Manhattan	9	3		
														193	A	Michigan St.	12	10		
														193	A	Michigan St.	1	5		
														193	A	Michigan St.	3	2		
														193	A	Michigan St.	1	10		
														203	A	Marshall	7	4		
														203	A	Marshall	4	5		
														203	A	Marshall	2	6		
														203	A	Marshall	1	11		
														209	A	Fairfield	5	6		
														209	A	Fairfield	13	8		
														209	A	Fairfield	6	5		
														223	A	Quinnipiac	1	8		
														223	A	Quinnipiac	10	6		
														223	A	Quinnipiac	3	6		
														239	A	Cornell	7	4		
														239	A	Cornell	5	17		
														253	H	Albany (NY)	7	5		
														257	H	Iona	2	10		
														257	H	Iona	9	6		
				LAST 10 GAMES																
138 N Marist				3	6	179 H Manhattan				9	3	223 A Quinnipiac				10	6			
136 N Canisius				4	5	285 H Rider				20	8	223 A Quinnipiac				3	6			
253 H Albany (NY)				7	5	285 H Rider				6	5	239 A Cornell				7	4			
179 H Manhattan				3	1	285 H Rider				8	2	239 A Cornell				5	17			
179 H Manhattan				5	6	223 A Quinnipiac				1	8	253 H Albany (NY)				7	5			

Non-Div. I Games:

Ni agara

RPI	S	Opponent	Score	
257	H	Iona	3	2
263	A	Youngstown St.	5	11
264	A	Longwood	7	8
264	A	Longwood	15	2
264	A	Longwood	4	5
277	A	St. Bonaventure	11	9
277	H	St. Bonaventure	10	1
277	H	St. Bonaventure	9	3
285	H	Rider	6	5
285	H	Rider	8	2
285	H	Rider	20	8
295	A	Saint Peter's	8	5
295	A	Saint Peter's	9	1
295	A	Saint Peter's	18	5

Niagara

N
i
a
g
a
r
a

N
i
a
g
a
r
a

Average RPI Win: 260		WON-LOST RECORD		WINNING PCT. RANK		LAST 10 GAMES		STRENGTH OF SCHEDULE		OPP. STRENGTH OF SCHEDULE		TEAM RPI		ADJ RPI		CONF. RPI		ADJ CONF. RPI	
DIV. I ONLY		18-32-0		.36 242		3-7-0		239		284		250		.44157 250		29		29	
DIV. I NON-CONF.		2-17-0		.10526 287		0-0-0		69		228		263		.43032 263		29		29	
TOTALS		RPI 1-25		RPI 26-50		W-L RECORDS		RPI 51-100		RPI 101-150		RPI 150+							
18-32-0		0-2-0		0-1-0		OVERALL		0-5-0		1-9-0		17-15-0							
6-2-0		0-0-0		0-0-0		HOME		0-0-0		0-0-0		6-2-0							
6-20-0		0-2-0		0-0-0		AWAY		0-2-0		0-3-0		6-13-0							
6-10-0		0-0-0		0-1-0		NEUTRAL		0-3-0		1-6-0		5-0-0							
2-17-0		0-2-0		0-1-0		NON-CONFERENCE		0-5-0		0-2-0		2-7-0							
0-0-0		0-0-0		0-0-0		HOME		0-0-0		0-0-0		0-0-0							
2-11-0		0-2-0		0-0-		AWAY		0-2-0		0-0-0		2-7-0							
0-6-0		0-0-0		0-1-0		NEUTRAL		0-3-0		0-2-0		0-0-0							
16-15-0		0-0-0		0-0-0		CONFERENCE		0-0-0		1-7-0		15-8-0							
6-2-0		0-0-0		0-0-0		HOME		0-0-0		0-0-0		6-2-0							
4-9-0		0-0-0		0-0-0		AWAY		0-0-0		0-3-0		4-6-0							
6-4-0		0-0-0		0-0-0		NEUTRAL		0-0-0		1-4-0		5-0-0							
RPI	S	Opponent	Score		RPI	S	Opponent	Score		RPI	S	Opponent	Score		RPI	S	Opponent	Score	
12	A	Minnesota	2	6	50	N	Illinois	2	5	54	A	Wichita St.	0	10	132	A	Oral Roberts	9	14
12	A	Minnesota	0	1						62	A	Creighton	4	9	132	A	Oral Roberts	3	4
										85	N	Bradley	6	8	132	A	Oral Roberts	12	16
										85	N	Bradley	2	4	132	N	Oral Roberts	3	1
										85	N	Bradley	1	5	132	N	Oral Roberts	3	7
															132	N	Oral Roberts	1	8
															132	N	Oral Roberts	8	13
															132	N	Oral Roberts	3	11
															139	N	Austin Peay	2	4
															139	N	Austin Peay	3	9
															155	A	Air Force	7	8
															155	A	Air Force	7	11
															200	A	Southeast Mo. St.	6	5
															200	A	Southeast Mo. St.	7	4
															200	A	Southeast Mo. St.	8	12
															216	A	Northern Colo.	2	3
															216	A	Northern Colo.	7	11
															216	A	Northern Colo.	4	5
															216	A	Northern Colo.	2	8
															238	A	North Dakota St.	1	7
															238	A	North Dakota St.	14	15
															238	A	North Dakota St.	5	6
															238	H	North Dakota St.	12	9
															238	H	North Dakota St.	5	4
															238	N	North Dakota St.	13	7
															280	A	Western Ill.	6	3
															280	H	Western Ill.	13	7
															280	H	Western Ill.	6	9
															280	H	Western Ill.	3	4
															280	N	Western Ill.	8	4
															284	A	Omaha	6	2
															284	A	Omaha	3	5
															284	A	Omaha	5	8
															284	H	Omaha	14	4
				LAST 10 GAMES															
				132 N Oral Roberts				238 A North Dakota St.				14 15							
				238 N North Dakota St.				238 A North Dakota St.				1 7							
				280 N Western Ill.				280 H Western Ill.				6 9							
				132 N Oral Roberts				280 H Western Ill.				13 7							
				238 A North Dakota St.				280 H Western Ill.				3 4							

Non-Div. I Games:

South Dakota St.

RPI	S	Opponent	Score	
284	H	Omaha	8	6
284	H	Omaha	5	4
291	A	Purdue Fort Wayne	11	5
291	A	Purdue Fort Wayne	5	6
291	A	Purdue Fort Wayne	8	6
291	N	Purdue Fort Wayne	10	0
291	N	Purdue Fort Wayne	13	9
291	N	Purdue Fort Wayne	7	2

South Dakota St.

S
o
u
t
h
D
a
k
o
t
a
S
t
.

S
o
u
t
h
D
a
k
o
t
a
S
t
.

Average RPI Win:		222	WON-LOST RECORD		WINNING PCT. RANK		LAST 10 GAMES		STRENGTH OF SCHEDULE		OPP. STRENGTH OF SCHEDULE		TEAM RPI		ADJ RPI		CONF. RPI		ADJ CONF. RPI	
DIV. I ONLY			16-34-1		.32353 259		3-6-1		229		258		252		.44005 252		18		18	
DIV. I NON-CONF.			12-14-0		.46154 167		1-1-0		253		288		188		.48209 188		19		19	
TOTALS		RPI 1-25		RPI 26-50		W-L RECORDS		RPI 51-100		RPI 101-150		RPI 150+								
16-34-1		0-0-0		0-0-0		OVERALL		1-10-0		0-6-0		15-18-1								
4-11-1		0-0-0		0-0-0		HOME		0-3-0		0-2-0		4-6-1								
10-22-0		0-0-0		0-0-0		AWAY		1-7-0		0-4-0		9-11-0								
2-1-0		0-0-0		0-0-0		NEUTRAL		0-0-0		0-0-0		2-1-0								
12-14-0		0-0-0		0-0-0		NON-CONFERENCE		1-5-0		0-1-0		11-8-0								
2-0-0		0-0-0		0-0-0		HOME		0-0-0		0-0-0		2-0-0								
8-13-0		0-0-0		0-0-		AWAY		1-5-0		0-1-0		7-7-0								
2-1-0		0-0-0		0-0-0		NEUTRAL		0-0-0		0-0-0		2-1-0								
4-20-1		0-0-0		0-0-0		CONFERENCE		0-5-0		0-5-0		4-10-1								
2-11-1		0-0-0		0-0-0		HOME		0-3-0		0-2-0		2-6-1								
2-9-0		0-0-0		0-0-0		AWAY		0-2-0		0-3-0		2-4-0								
0-0-0		0-0-0		0-0-0		NEUTRAL		0-0-0		0-0-0		0-0-0								
RPI	S	Opponent	Score	RPI	S	Opponent	Score	RPI	S	Opponent	Score	RPI	S	Opponent	Score					
								67	A	UNCG	2	5		129	A	VCU	6	8		
								67	A	UNCG	5	13		142	A	Navy	9	10		
								67	A	UNCG	5	14		142	A	Navy	9	20		
								77	A	Army West Point	1	11		142	A	Navy	0	6		
								77	A	Army West Point	1	8		142	H	Navy	7	9		
								77	H	Army West Point	1	22		142	H	Navy	4	10		
								77	H	Army West Point	5	10		158	N	Del aware	9	4		
								77	H	Army West Point	2	13		160	H	Monmouth	11	5		
								99	A	Davi dson	6	3		161	A	Holy Cross	8	3		
								99	A	Davi dson	1	2		161	A	Holy Cross	9	7		
								99	A	Davi dson	0	4		161	H	Holy Cross	1	2		
														161	H	Holy Cross	4	6		
														161	H	Holy Cross	6	7		
														166	A	Rutgers	2	4		
														169	A	VMI	6	11		
														169	A	VMI	1	8		
														169	A	VMI	5	10		
														174	A	George Mason	12	13		
														174	A	George Mason	3	2		
														174	A	George Mason	3	12		
														202	A	Lehi gh	2	5		
														202	H	Lehi gh	2	5		
														202	H	Lehi gh	1	0		
														202	H	Lehi gh	1	7		
														202	H	Lehi gh	8	7		
														214	A	Bucknel I	5	9		
														214	A	Bucknel I	1	2		
														214	A	Bucknel I	1	5		
														214	H	Bucknel I	1	7		
														214	H	Bucknel I	3	3		
														227	A	Saint Joseph's	9	1		
														240	N	Penn St.	1	8		
														264	A	Longwood	10	6		
														281	H	Vi l l anova	7	6		
LAST 10 GAMES																				

Non-Div. I Games:

Lafayette

RPI	S	Opponent	Score	
285	N	Rider	9	8
293	A	Fairleigh Dickinson	10	2
296	A	UMES	4	12
296	A	UMES	6	2
296	A	UMES	5	3
296	A	UMES	8	0

L
a
f
a
y
e
t
t
e

L
a
f
a
y
e
t
t
e

Lafayette

[illegible]

Non-Div. I Games:

Al bany (NY)

RPI	S	Opponent	Score	
221	A	Bi nghamton	6	4
233	A	UMBC	1	6
233	A	UMBC	3	2
233	N	UMBC	8	5
250	A	Niagara	5	7
259	H	Massachusetts	7	8
265	H	Central Conn. St.	2	4
273	A	Towson	7	8
273	A	Towson	2	0
273	A	Towson	15	3
293	A	Fai rlei gh Di cki nson	11	2
295	A	Sai nt Peter' s	10	6

Al bany (NY)

A
l
b
a
n
y
(
N
Y
)

A
l
b
a
n
y
(
N
Y
)

[illegible]

Non-Div. I Games:

Charleston So.

RPI	S	Opponent	Score	
262	H	UNC Asheville	12	7
264	H	Longwood	9	5
264	H	Longwood	6	0
264	H	Longwood	5	7
276	A	Presbyterian	1	9
276	A	Presbyterian	4	2
276	A	Presbyterian	4	7
289	A	Savannah St.	7	5
289	H	Savannah St.	6	5

Charleston So.

C
h
a
r
l
e
s
t
o
n
s
o
.

C
h
a
r
l
e
s
t
o
n
s
o
.

Average RPI Win:		243	WON-LOST RECORD		WINNING PCT. RANK		LAST 10 GAMES		STRENGTH OF SCHEDULE		OPP. STRENGTH OF SCHEDULE		TEAM RPI		ADJ RPI		CONF. RPI		ADJ CONF. RPI					
DIV. I ONLY			21-33-0		.38889		224		2-8-0		253		268		255		.43875		255		26		26	
DIV. I NON-CONF.			6-18-0		.25		256		0-4-0		278		258		284		.40264		284		28		28	
TOTALS		RPI 1-25		RPI 26-50		W-L RECORDS		RPI 51-100		RPI 101-150		RPI 150+												
21-33-0		0-5-0		0-0-0		OVERALL		2-13-0		0-0-0		19-15-0												
12-6-0		0-0-0		0-0-0		HOME		1-2-0		0-0-0		11-4-0												
7-19-0		0-4-0		0-0-0		AWAY		1-9-0		0-0-0		6-6-0												
2-8-0		0-1-0		0-0-0		NEUTRAL		0-2-0		0-0-0		2-5-0												
6-18-0		0-5-0		0-0-0		NON-CONFERENCE		0-3-0		0-0-0		6-10-0												
2-1-0		0-0-0		0-0-0		HOME		0-0-0		0-0-0		2-1-0												
2-11-0		0-4-0		0-0-		AWAY		0-3-0		0-0-0		2-4-0												
2-6-0		0-1-0		0-0-0		NEUTRAL		0-0-0		0-0-0		2-5-0												
15-15-0		0-0-0		0-0-0		CONFERENCE		2-10-0		0-0-0		13-5-0												
10-5-0		0-0-0		0-0-0		HOME		1-2-0		0-0-0		9-3-0												
5-8-0		0-0-0		0-0-0		AWAY		1-6-0		0-0-0		4-2-0												
0-2-0		0-0-0		0-0-0		NEUTRAL		0-2-0		0-0-0		0-0-0												
RPI	S	Opponent		Score		RPI	S	Opponent		Score		RPI	S	Opponent		Score								
11	A	Florida St.		0	10			76 A Wagner		6	7	156	N	Hofstra		0	11							
11	A	Florida St.		2	12			76 A Wagner		3	5	191	A	Georgetown		5	12							
11	A	Florida St.		0	22			76 A Wagner		1	2	191	N	Georgetown		4	3							
11	A	Florida St.		2	8			76 A Wagner		3	9	211	H	LIU Brooklyn		1	6							
12	N	Minnesota		5	16			76 N Wagner		1	3	211	H	LIU Brooklyn		12	9							
								88 A Bryant		3	9	211	H	LIU Brooklyn		3	2							
								88 A Bryant		6	1	211	H	LIU Brooklyn		8	11							
								88 A Bryant		2	9	233	A	UMBC		7	9							
								88 H Bryant		5	3	240	A	Penn St.		2	7							
								88 H Bryant		3	18	246	A	Sacred Heart		7	6							
								88 H Bryant		0	10	246	A	Sacred Heart		5	11							
								88 N Bryant		6	21	246	H	Sacred Heart		7	0							
								99 A Davi dson		2	4	246	H	Sacred Heart		7	0							
								99 A Davi dson		1	9	246	H	Sacred Heart		6	5							
								99 A Davi dson		7	18	246	H	Sacred Heart		8	5							
												261	N	Chi cago St.		4	7							
												265	A	Central Conn. St.		6	3							
												265	A	Central Conn. St.		4	9							
												265	A	Central Conn. St.		17	7							
												265	A	Central Conn. St.		9	8							
												275	A	Coppin St.		15	5							
												275	H	Coppin St.		4	1							
												276	N	Presbyteri an		2	13							
												277	N	St. Bonaventure		9	14							
												277	N	St. Bonaventure		0	3							
												277	N	St. Bonaventure		16	6							
												293	H	Fai rlei gh Di cki nson		2	3							
												293	H	Fai rlei gh Di cki nson		8	4							
												293	H	Fai rlei gh Di cki nson		14	1							
												293	H	Fai rlei gh Di cki nson		7	6							
												296	A	UMES		4	3							
												296	A	UMES		1	2							
												296	H	UMES		8	5							
												296	H	UMES		5	9							

Non-Div. I Games:

Mt. St. Mary's

Average RPI Win:		231	WON-LOST RECORD		WINNING PCT. RANK		LAST 10 GAMES		STRENGTH OF SCHEDULE		OPP. STRENGTH OF SCHEDULE		TEAM RPI		ADJ RPI		CONF. RPI		ADJ CONF. RPI				
DIV. I ONLY		25-30-0		.45455 183		4-6-0		268		267		256		.43865 256		31		31					
DIV. I NON-CONF.		9-19-0		.32143 242		0-0-0		254		264		277		.41126 277		31		31					
TOTALS		RPI 1-25		RPI 26-50		W-L RECORDS		RPI 51-100		RPI 101-150		RPI 150+											
25-30-0		0-2-0		0-0-0		OVERALL		0-2-0		3-6-0		22-20-0											
15-16-0		0-1-0		0-0-0		HOME		0-2-0		1-1-0		14-12-0											
9-12-0		0-1-0		0-0-0		AWAY		0-0-0		2-4-0		7-6-0											
1-2-0		0-0-0		0-0-0		NEUTRAL		0-0-0		0-0-0		1-2-0											
9-19-0		0-2-0		0-0-0		NON-CONFERENCE		0-2-0		3-6-0		6-9-0											
6-13-0		0-1-0		0-0-0		HOME		0-2-0		1-1-0		5-9-0											
3-6-0		0-1-0		0-0-		AWAY		0-0-0		2-5-0		1-0-0											
0-0-0		0-0-0		0-0-0		NEUTRAL		0-0-0		0-0-0		0-0-0											
16-11-0		0-0-0		0-0-0		CONFERENCE		0-0-0		0-0-0		16-11-0											
9-3-0		0-0-0		0-0-0		HOME		0-0-0		0-0-0		9-3-0											
6-6-0		0-0-0		0-0-0		AWAY		0-0-0		0-0-0		6-6-0											
1-2-0		0-0-0		0-0-0		NEUTRAL		0-0-0		0-0-0		1-2-0											
RPI	S	Opponent		Score		RPI	S	Opponent		Score		RPI	S	Opponent		Score							
23	A	Jacksonville		1	2					84	H	FGCU		7	15	115	A	North Florida		2	10		
23	H	Jacksonville		10	11					84	H	FGCU		12	13	115	A	North Florida		4	13		
												115	A	North Florida		6	8						
												115	H	North Florida		6	5						
												135	A	FIU		2	7						
												135	A	FIU		8	4						
												141	A	Mercer		10	11						
												141	A	Mercer		15	7						
												141	H	Mercer		4	13						
												195	A	Bethune-Cookman		9	5						
												195	A	Bethune-Cookman		6	3						
												195	A	Bethune-Cookman		2	5						
												195	H	Bethune-Cookman		7	1						
												195	H	Bethune-Cookman		4	6						
												195	H	Bethune-Cookman		4	1						
												195	N	Bethune-Cookman		3	9						
												203	H	Marshall I		0	9						
												203	H	Marshall I		5	17						
												203	H	Marshall I		8	1						
												210	A	N. C. A&T		2	10						
												210	A	N. C. A&T		4	13						
												210	A	N. C. A&T		2	3						
												210	H	N. C. A&T		7	6						
												210	H	N. C. A&T		8	13						
												210	H	N. C. A&T		15	25						
												226	A	N. C. Central		1	6						
												226	A	N. C. Central		7	5						
												226	A	N. C. Central		7	4						
												226	H	N. C. Central		11	3						
												226	H	N. C. Central		4	2						
												226	H	N. C. Central		3	0						
												236	A	Alabama St.		13	10						
												236	H	Alabama St.		2	8						
												236	H	Alabama St.		5	2						

F
l
o
r
i
d
a
A
&
M

RPI	S	Opponent	Score	
236	H	Alabama St.	4	9
270	H	Brown	0	7
270	H	Brown	5	0
270	H	Brown	2	5
270	H	Brown	1	9
275	N	Coppin St.	3	5
287	H	Al corn	21	4
287	H	Al corn	5	8
287	H	Al corn	11	3
287	H	Al corn	2	7
289	A	Savannah St.	6	4
289	A	Savannah St.	15	16
289	A	Savannah St.	13	5
289	H	Savannah St.	5	2
289	H	Savannah St.	9	8
289	H	Savannah St.	8	5
296	N	UMES	14	4

Florida
A & M

Florida A&M

Average RPI Win:	233	WON-LOST RECORD	WINNING PCT. RANK	LAST 10 GAMES	STRENGTH OF SCHEDULE	OPP. STRENGTH OF SCHEDULE	TEAM RPI	ADJ RPI	CONF. RPI	ADJ CONF. RPI	
Average RPI Loss:	178										
DIV. I ONLY	16-31-0	.34043	251	6-4-0	245	277	257	.43642	257	28	28
DIV. I NON-CONF.	6-18-0	.25	256	0-1-0	133	282	238	.4522	238	27	27
<hr/>											
TOTALS	RPI 1-25	RPI 26-50		W-L RECORDS		RPI 51-100		RPI 101-150		RPI 150+	
16-31-0	0-0-0	0-2-0		OVERALL		0-3-0		1-8-0		15-18-0	
5-10-0	0-0-0	0-0-0		HOME		0-0-0		1-5-0		4-5-0	
10-20-0	0-0-0	0-2-0		AWAY		0-3-0		0-3-0		10-11-0	
1-1-0	0-0-0	0-0-0		NEUTRAL		0-0-0		0-0-0		1-1-0	
6-18-0	0-0-0	0-2-0		NON-CONFERENCE		0-3-0		0-3-0		6-10-0	
1-2-0	0-0-0	0-0-0		HOME		0-0-0		0-0-0		1-2-0	
4-15-0	0-0-0	0-0-		AWAY		0-3-0		0-3-0		4-7-0	
1-1-0	0-0-0	0-0-0		NEUTRAL		0-0-0		0-0-0		1-1-0	
10-13-0	0-0-0	0-0-0		CONFERENCE		0-0-0		1-5-0		9-8-0	
4-8-0	0-0-0	0-0-0		HOME		0-0-0		1-5-0		3-3-0	
6-5-0	0-0-0	0-0-0		AWAY		0-0-0		0-0-0		6-5-0	
0-0-0	0-0-0	0-0-0		NEUTRAL		0-0-0		0-0-0		0-0-0	
RPI	S	Opponent	Score	RPI	S	Opponent	Score	RPI	S	Opponent	Score
				33	A	St. John's (NY)	1 9	129	A	VCU	4 5
				33	A	St. John's (NY)	1 5	129	A	VCU	0 3
								129	A	VCU	1 2
								136	H	Canisius	4 13
								136	H	Canisius	3 12
								136	H	Canisius	0 11
								138	H	Marist	1 4
								138	H	Marist	2 0
								138	H	Marist	3 4
								166	A	Rutgers	12 3
								181	A	Stony Brook	10 6
								181	A	Stony Brook	2 5
								181	H	Stony Brook	0 6
								181	N	Stony Brook	3 5
								194	H	Yale	0 9
								209	A	Fairfield	1 0
								209	A	Fairfield	1 7
								209	A	Fairfield	10 3
								211	A	LIU Brooklyn	4 9
								211	H	LIU Brooklyn	8 6
								223	A	Quinnipiac	3 0
								223	A	Quinnipiac	1 2
								223	A	Quinnipiac	9 4
								226	A	N.C. Central	2 12
								226	A	N.C. Central	8 21
								226	A	N.C. Central	5 6
				LAST 10 GAMES				237	H	Siena	2 3
				295	H	Saint Peter's	19 2	237	H	Siena	2 15
				295	H	Saint Peter's	15 2	237	H	Siena	4 2
				295	H	Saint Peter's	1 7	246	N	Sacred Heart	6 5
				209	A	Fairfield	1 7	250	A	Niagara	10 2
				209	A	Fairfield	1 0	250	A	Niagara	6 9
								250	A	Niagara	2 3
								264	A	Longwood	2 11

Non-Div. I Games:

Iona

RPI	S	Opponent	Score	
264	A	Longwood	1	3
264	A	Longwood	7	6
285	A	Ri der	3	9
285	A	Ri der	12	0
290	A	Norfol k St.	6	1
295	H	Sai nt Peter' s	1	7
295	H	Sai nt Peter' s	15	2
295	H	Sai nt Peter' s	19	2

Iona

I
o
n
a

I
o
n
a

Average RPI Win: 237		WON-LOST RECORD	WINNING PCT. RANK	LAST 10 GAMES	STRENGTH OF SCHEDULE	OPP. STRENGTH OF SCHEDULE	TEAM RPI	ADJ RPI		CONF. RPI	ADJ CONF. RPI	
Average RPI Loss: 191												
DIV. I ONLY		16-25-1	.39286	220	5-5-0	288	272	258	.4363	258	27	27
DIV. I NON-CONF.		7-14-0	.33333	235	1-1-0	284	278	261	.43096	261	23	23
<hr/>												
TOTALS		RPI 1-25		RPI 26-50		W-L RECORDS		RPI 51-100		RPI 101-150		RPI 150+
16-25-1		0-0-0		0-0-0		OVERALL		1-5-0		0-0-0		15-20-1
3-3-1		0-0-0		0-0-0		HOME		0-0-0		0-0-0		3-3-1
11-20-0		0-0-0		0-0-0		AWAY		1-5-0		0-0-0		10-15-0
2-2-0		0-0-0		0-0-0		NEUTRAL		0-0-0		0-0-0		2-2-0
7-14-0		0-0-0		0-0-0		NON-CONFERENCE		1-5-0		0-0-0		6-9-0
1-0-0		0-0-0		0-0-0		HOME		0-0-0		0-0-0		1-0-0
4-12-0		0-0-0		0-0-		AWAY		1-5-0		0-0-0		3-7-0
2-2-0		0-0-0		0-0-0		NEUTRAL		0-0-0		0-0-0		2-2-0
9-11-1		0-0-0		0-0-0		CONFERENCE		0-0-0		0-0-0		9-11-1
2-3-1		0-0-0		0-0-0		HOME		0-0-0		0-0-0		2-3-1
7-8-0		0-0-0		0-0-0		AWAY		0-0-0		0-0-0		7-8-0
0-0-0		0-0-0		0-0-0		NEUTRAL		0-0-0		0-0-0		0-0-0
RPI	S	Opponent	Score	RPI	S	Opponent	Score	RPI	S	Opponent	Score	
								91	A	Wofford	6	7
								91	A	Wofford	6	8
								91	A	Wofford	4	5
								94	A	Northwestern St.	2	8
								94	A	Northwestern St.	1	2
								94	A	Northwestern St.	8	5

Non-Div. I Games:

Penn

RPI	S	Opponent	Score	
293	N	Fai r l e i g h D i c k i n s o n	1	3
293	N	Fai r l e i g h D i c k i n s o n	16	8

Penn

P
e
n
n

P
e
n
n

Average RPI Win:	204	WON-LOST RECORD	WINNING PCT. RANK	LAST 10 GAMES	STRENGTH OF SCHEDULE	OPP. STRENGTH OF SCHEDULE	TEAM RPI	ADJ RPI	CONF. RPI	ADJ CONF. RPI	
DIV. I ONLY	15-29-0	.34091	250	2-8-0	247	221	259	.43484	259	19	19
DIV. I NON-CONF.	9-11-0	.45	181	1-3-0	249	239	220	.46451	220	20	20
<hr/>											
TOTALS	RPI 1-25	RPI 26-50		W-L RECORDS		RPI 51-100		RPI 101-150		RPI 150+	
15-29-0	0-0-0	0-1-0		OVERALL		1-5-0		3-10-0		11-13-0	
3-12-0	0-0-0	0-0-0		HOME		0-0-0		1-5-0		2-7-0	
6-12-0	0-0-0	0-1-0		AWAY		0-3-0		2-2-0		4-6-0	
6-5-0	0-0-0	0-0-0		NEUTRAL		1-2-0		0-3-0		5-0-0	
9-11-0	0-0-0	0-1-0		NON-CONFERENCE		1-2-0		1-3-0		7-5-0	
0-3-0	0-0-0	0-0-0		HOME		0-0-0		0-0-0		0-3-0	
3-3-0	0-0-0	0-0-		AWAY		0-0-0		1-0-0		2-2-0	
6-5-0	0-0-0	0-0-0		NEUTRAL		1-2-0		0-3-0		5-0-0	
6-18-0	0-0-0	0-0-0		CONFERENCE		0-3-0		2-7-0		4-8-0	
3-9-0	0-0-0	0-0-0		HOME		0-0-0		1-5-0		2-4-0	
3-9-0	0-0-0	0-0-0		AWAY		0-3-0		1-2-0		2-4-0	
0-0-0	0-0-0	0-0-0		NEUTRAL		0-0-0		0-0-0		0-0-0	
RPI	S	Opponent	Score	RPI	S	Opponent	Score	RPI	S	Opponent	Score
				39	A	Northeastern	8 10	85	N	Bradley	3 6
								85	N	Bradley	6 2
								88	N	Bryant	2 8
								95	A	Saint Louis	2 6
								95	A	Saint Louis	7 11
								95	A	Saint Louis	1 6

Non-Div. I Games:

Massachusetts

Massachusetts

Average RPI Win:		202	WON-LOST		WINNING		LAST 10		STRENGTH OF		OPP. STRENGTH		TEAM		ADJ		CONF.		ADJ CONF.	
Average RPI Loss:		151	RECORD		PCT. RANK		GAMES		SCHEDULE		OF SCHEDULE		RPI		RPI		RPI		RPI	
DIV. I ONLY			17-36-0		.32075	261	3-7-0		211		192		260		.43469	260	17		17	
DIV. I NON-CONF.			8-15-0		.34783	230	0-1-0		261		249		269		.42323	269	18		18	
TOTALS		RPI 1-25		RPI 26-50		W-L RECORDS		RPI 51-100		RPI 101-150		RPI 150+								
17-36-0		0-1-0		0-0-0		OVERALL		3-9-0		0-6-0		14-20-0								
11-14-0		0-0-0		0-0-0		HOME		0-1-0		0-0-0		11-13-0								
6-20-0		0-1-0		0-0-0		AWAY		3-8-0		0-6-0		3-5-0								
0-2-0		0-0-0		0-0-0		NEUTRAL		0-0-0		0-0-0		0-2-0								
8-15-0		0-1-0		0-0-0		NON-CONFERENCE		1-2-0		0-3-0		7-9-0								
7-3-0		0-0-0		0-0-0		HOME		0-1-0		0-0-0		7-2-0								
1-10-0		0-1-0		0-0-		AWAY		1-1-0		0-3-0		0-5-0								
0-2-0		0-0-0		0-0-0		NEUTRAL		0-0-0		0-0-0		0-2-0								
9-21-0		0-0-0		0-0-0		CONFERENCE		2-7-0		0-3-0		7-11-0								
4-11-0		0-0-0		0-0-0		HOME		0-0-0		0-0-0		4-11-0								
5-10-0		0-0-0		0-0-0		AWAY		2-7-0		0-3-0		3-0-0								
0-0-0		0-0-0		0-0-0		NEUTRAL		0-0-0		0-0-0		0-0-0								
RPI	S	Opponent		Score		RPI	S	Opponent		Score		RPI	S	Opponent		Score				
17	A	Texas A&M		4	11															
								55	A	Sam Houston St.	2	5	111	A	Houston Baptist	9	10			
								55	A	Sam Houston St.	2	1	111	A	Houston Baptist	2	13			
								55	A	Sam Houston St.	7	8	111	A	Houston Baptist	3	8			
								57	A	TCU	5	15	118	A	Texas St.	6	7			
								57	H	TCU	4	8	118	A	Texas St.	3	6			
								79	A	Southeastern La.	1	2	118	A	Texas St.	0	13			
								79	A	Southeastern La.	3	7	157	H	A&M-Corpus Christi	2	9			
								79	A	Southeastern La.	2	11	157	H	A&M-Corpus Christi	11	10			
								94	A	Northwestern St.	2	3	157	H	A&M-Corpus Christi	4	6			
								94	A	Northwestern St.	6	5	185	A	UT Arlington	9	10			
								94	A	Northwestern St.	2	16	185	A	UT Arlington	5	6			
								98	A	UTSA	5	1	185	H	UT Arlington	7	4			
													188	H	Nicholls St.	4	1			
													188	H	Nicholls St.	9	13			
													188	H	Nicholls St.	10	22			
													189	H	McNeese	3	12			
													189	H	McNeese	1	5			
													189	H	McNeese	5	7			
													196	H	La. -Monroe	13	11			
													196	H	La. -Monroe	10	7			
													196	H	La. -Monroe	7	9			
													197	H	Incarnate Word	3	7			
													197	H	Incarnate Word	7	10			
													197	H	Incarnate Word	1	8			
													204	N	Central Mich.	3	5			
													204	N	Central Mich.	8	10			
													215	H	Texas Southern	9	4			
													215	H	Texas Southern	5	4			
													224	H	Lamar University	5	3			
													224	H	Lamar University	4	2			
													224	H	Lamar University	3	7			
													235	A	UTRGV	5	11			
													235	A	UTRGV	4	6			
													271	H	Grambling	14	3			
LAST 10 GAMES																				
						111	A	Houston Baptist	2	13	224	H	Lamar University	3	7					
						111	A	Houston Baptist	3	8	224	H	Lamar University	5	3					
						111	A	Houston Baptist	9	10	188	H	Nicholls St.	9	13					
						57	H	TCU	4	8	188	H	Nicholls St.	10	22					
						224	H	Lamar University	4	2	188	H	Nicholls St.	4	1					

Non-Div. I Games:

SFA

RPI	S	Opponent	Score	
274	A	Abilene Christian	16	3
274	A	Abilene Christian	13	6
274	A	Abilene Christian	11	7
279	H	Ark.-Pine Bluff	6	11
294	A	Prairie View	2	8
294	H	Prairie View	13	6

SFA

S
F
A

S
F
A

Average RPI Win: 233		WON-LOST	WINNING	LAST 10	STRENGTH OF		OPP. STRENGTH	TEAM	ADJ		CONF.	ADJ CONF.
Average RPI Loss: 138		RECORD	PCT. RANK	GAMES	SCHEDULE		OF SCHEDULE	RPI	RPI		RPI	RPI
DIV. I ONLY		13-41-0	.24074	280	4-6-0		140	229	261		21	21
DIV. I NON-CONF.		6-24-0	.2	271	1-3-0		124	248	254		24	24
TOTALS		RPI 1-25	RPI 26-50		W-L RECORDS		RPI 51-100		RPI 101-150		RPI 150+	
13-41-0		0-1-0	0-6-0		OVERALL		0-8-0		0-7-0		13-19-0	
7-8-0		0-0-0	0-0-0		HOME		0-1-0		0-0-0		7-7-0	
2-30-0		0-0-0	0-5-0		AWAY		0-7-0		0-7-0		2-11-0	
4-3-0		0-1-0	0-1-0		NEUTRAL		0-0-0		0-0-0		4-1-0	
6-24-0		0-1-0	0-6-0		NON-CONFERENCE		0-5-0		0-1-0		6-11-0	
1-2-0		0-0-0	0-0-0		HOME		0-1-0		0-0-0		1-1-0	
1-19-0		0-0-0	0-0-		AWAY		0-4-0		0-1-0		1-9-0	
4-3-0		0-1-0	0-1-0		NEUTRAL		0-0-0		0-0-0		4-1-0	
7-17-0		0-0-0	0-0-0		CONFERENCE		0-3-0		0-6-0		7-8-0	
6-6-0		0-0-0	0-0-0		HOME		0-0-0		0-0-0		6-6-0	
1-11-0		0-0-0	0-0-0		AWAY		0-3-0		0-6-0		1-2-0	
0-0-0		0-0-0	0-0-0		NEUTRAL		0-0-0		0-0-0		0-0-0	
RPI S	Opponent	Score	RPI S	Opponent	Score	RPI S	Opponent	Score	RPI S	Opponent	Score	
12 N	Minnesota	5 16	34 N	Indiana	2 7	85 A	Bradley	1 16	102 A	Notre Dame	4 18	
			40 A	Purdue	1 8	85 H	Bradley	3 8	114 A	Sacramento St.	0 10	
			45 A	UCF	0 8	87 A	New Mexico St.	2 15	114 A	Sacramento St.	0 10	
			45 A	UCF	0 10	87 A	New Mexico St.	7 12	114 A	Sacramento St.	1 13	
			45 A	UCF	1 20	87 A	New Mexico St.	4 12	122 A	Grand Canyon	2 11	
			47 A	Missouri	3 5	95 A	Saint Louis	4 8	122 A	Grand Canyon	5 13	
						95 A	Saint Louis	0 4	122 A	Grand Canyon	2 3	
						95 A	Saint Louis	2 7	155 A	Air Force	7 17	
									155 A	Air Force	5 12	
									155 A	Air Force	2 10	
									182 H	Seattle U	1 10	
									182 H	Seattle U	1 13	
									182 H	Seattle U	0 10	
									198 A	Valparaiso	2 3	
									205 A	UIC	3 4	
									205 A	UIC	0 4	
									205 A	UIC	1 2	
									211 N	LIU Brooklyn	12 3	
									211 N	LIU Brooklyn	12 2	
									211 N	LIU Brooklyn	3 8	
									216 H	Northern Colo.	7 11	
									216 H	Northern Colo.	7 4	
									216 H	Northern Colo.	11 8	
									219 A	Milwaukee	0 3	
									219 H	Milwaukee	4 12	
									228 A	Eastern Ill.	14 8	
									229 A	CSU Bakersfield	2 12	
									229 A	CSU Bakersfield	6 3	
									229 A	CSU Bakersfield	2 14	
									232 A	Northwestern	7 9	
									232 H	Northwestern	8 7	
									235 H	UTRGV	7 6	
									235 H	UTRGV	5 4	
									235 H	UTRGV	4 8	
LAST 10 GAMES			LAST 10 GAMES			LAST 10 GAMES			LAST 10 GAMES			
			229 A	CSU Bakersfield	6 3	235 H	UTRGV	4 8				
			229 A	CSU Bakersfield	2 12	235 H	UTRGV	5 4				
			229 A	CSU Bakersfield	2 14	219 A	Milwaukee	0 3				
			198 A	Valparaiso	2 3	228 A	Eastern Ill.	14 8				
			235 H	UTRGV	7 6	155 A	Air Force	7 17				

Non-Div. I Games:

Chi cago St.

RPI	S	Opponent	Score	
245	H	Utah Valley	4	3
245	H	Utah Valley	0	1
245	H	Utah Valley	4	1
255	N	Mt. St. Mary's	7	4
277	N	St. Bonaventure	9	5

Chi cago St.

C
h
i
c
a
g
o
s
t
.

C
h
i
c
a
g
o
s
t
.

Average RPI Win:	177	WON-LOST RECORD		WINNING PCT. RANK		LAST 10 GAMES		STRENGTH OF SCHEDULE		OPP. STRENGTH OF SCHEDULE		TEAM RPI		ADJ RPI		CONF. RPI		ADJ CONF. RPI						
DIV. I ONLY		13-38-0		.2549	277	3-7-0		175		184		262		.43172	262	24		24						
DIV. I NON-CONF.		5-19-0		.20833	268	0-2-0		79		133		242		.44906	242	22		22						
<hr/>																								
TOTALS		RPI 1-25		RPI 26-50		W-L RECORDS		RPI 51-100		RPI 101-150		RPI 150+												
13-38-0		0-6-0		0-0-0		OVERALL		2-0-0		2-10-0		9-22-0												
7-13-0		0-0-0		0-0-0		HOME		1-0-0		1-5-0		5-8-0												
6-25-0		0-6-0		0-0-0		AWAY		1-0-0		1-5-0		4-14-0												
0-0-0		0-0-0		0-0-0		NEUTRAL		0-0-0		0-0-0		0-0-0												
5-19-0		0-6-0		0-0-0		NON-CONFERENCE		2-0-0		0-3-0		3-10-0												
3-5-0		0-0-0		0-0-0		HOME		1-0-0		0-0-0		2-5-0												
2-14-0		0-6-0		0-0-		AWAY		1-0-0		0-3-0		1-5-0												
0-0-0		0-0-0		0-0-0		NEUTRAL		0-0-0		0-0-0		0-0-0												
8-19-0		0-0-0		0-0-0		CONFERENCE		0-0-0		2-7-0		6-12-0												
4-8-0		0-0-0		0-0-0		HOME		0-0-0		1-5-0		3-3-0												
4-11-0		0-0-0		0-0-0		AWAY		0-0-0		1-2-0		3-9-0												
0-0-0		0-0-0		0-0-0		NEUTRAL		0-0-0		0-0-0		0-0-0												
RPI	S	Opponent	Score		RPI	S	Opponent	Score		RPI	S	Opponent	Score											
5	A	North Carolina	5	11						91	A	Wofford	10	4										
11	A	Florida St.	3	4						91	H	Wofford	5	3										
11	A	Florida St.	2	9								Campbell			5	9								
11	A	Florida St.	2	4								Campbell			4	8								
24	A	NC State	2	6								High Point			3	14								
24	A	NC State	11	15								High Point			1	3								
															130	A	Liberty	8	19					
															130	A	Liberty	7	4					
															130	A	Liberty	1	8					
															141	A	Mercer	4	5					
															141	A	Mercer	2	9					
															141	A	Mercer	4	15					
															165	A	ETSU	4	12					
															167	H	Gardner-Webb	2	5					
															167	H	Gardner-Webb	12	10					
															167	H	Gardner-Webb	3	1					
															172	H	Boston College	0	8					
															176	A	Lipscomb	6	3					
															176	A	Lipscomb	2	3					
															176	A	Lipscomb	2	4					
															179	H	Manhattan	3	8					
															179	H	Manhattan	2	16					
															179	H	Manhattan	9	3					
															199	A	Winthrop	0	3					
															199	A	Winthrop	3	4					
															199	A	Winthrop	1	2					
															213	A	Radford	5	12					
															213	A	Radford	8	2					
															213	A	Radford	5	4					
															226	A	N.C. Central	2	4					
															226	H	N.C. Central	3	6					
															230	A	USC Upstate	5	9					
															230	H	USC Upstate	3	10					
															241	H	Western Caro.	8	4					

Non-Div. I Games:

UNC Asheville | | e

RPI	S	Opponent	Score
254	A	Charleston So.	1 4
254	A	Charleston So.	7 1
254	A	Charleston So.	7 12
264	A	Longwood	12 15
264	A	Longwood	0 3
264	A	Longwood	0 5
276	H	Presbyterian	2 13
276	H	Presbyterian	7 5
276	H	Presbyterian	7 12

UNC Asheville

U
N
C
A
s
h
e
v
i
l
l
e

U
N
C
A
s
h
e
v
i
l
l
e

Average RPI Win:	249	WON-LOST RECORD	WINNING PCT. RANK	LAST 10 GAMES	STRENGTH OF SCHEDULE	OPP. STRENGTH OF SCHEDULE	TEAM RPI	ADJ RPI	CONF. RPI	ADJ CONF. RPI				
DIV. I ONLY		18-38-0	.32143	260	3-7-0	235	270	263	.43006	263	25	25		
DIV. I NON-CONF.		7-17-0	.29167	252	0-1-0	201	250	236	.45258	236	26	26		
<hr/>														
TOTALS	RPI 1-25		RPI 26-50		W-L RECORDS		RPI 51-100		RPI 101-150		RPI 150+			
18-38-0	0-3-0		0-1-0		OVERALL		0-10-0		0-4-0		18-20-0			
9-11-0	0-0-0		0-0-0		HOME		0-4-0		0-0-0		9-7-0			
8-22-0	0-3-0		0-1-0		AWAY		0-4-0		0-3-0		8-11-0			
1-5-0	0-0-0		0-0-0		NEUTRAL		0-2-0		0-1-0		1-2-0			
7-17-0	0-3-0		0-1-0		NON-CONFERENCE		0-3-0		0-4-0		7-6-0			
2-1-0	0-0-0		0-0-0		HOME		0-1-0		0-0-0		2-0-0			
5-13-0	0-3-0		0-0-		AWAY		0-1-0		0-3-0		5-5-0			
0-3-0	0-0-0		0-0-0		NEUTRAL		0-1-0		0-1-0		0-1-0			
11-21-0	0-0-0		0-0-0		CONFERENCE		0-7-0		0-0-0		11-14-0			
7-10-0	0-0-0		0-0-0		HOME		0-3-0		0-0-0		7-7-0			
3-9-0	0-0-0		0-0-0		AWAY		0-3-0		0-0-0		3-6-0			
1-2-0	0-0-0		0-0-0		NEUTRAL		0-1-0		0-0-0		1-1-0			
RPI	S	Opponent	Score		RPI	S	Opponent	Score		RPI	S	Opponent	Score	
21	A	Louisville	0	11	46	A	Ohio St.	3	12	59	A	Kent St.	2	7
21	A	Louisville	2	12						59	H	Kent St.	1	5
21	A	Louisville	1	8						69	A	Wright St.	2	3
										69	A	Wright St.	4	18
										69	A	Wright St.	10	15
										69	H	Wright St.	2	7
										69	H	Wright St.	3	10
										69	H	Wright St.	3	8
										69	N	Wright St.	1	11
										70	N	Seton Hall	3	11
										102	N	Notre Dame	0	8
										108	A	Pittsburgh	5	9
										130	A	Liberty	0	16
										130	A	Liberty	2	12
										182	N	Seattle U	2	5
										205	A	UIC	0	12
										205	A	UIC	5	8
										205	A	UIC	2	6
										205	H	UIC	3	1
										205	H	UIC	6	5
										205	H	UIC	7	2
										213	A	Radford	4	6
										213	A	Radford	3	4
										213	A	Radford	3	4
										217	A	Toledo	17	16
										218	A	Eastern Mich.	9	7
										219	H	Milwaukee	2	5
										219	H	Milwaukee	5	3
										219	H	Milwaukee	4	12
										219	H	Milwaukee	1	6
										219	H	Milwaukee	7	14
										219	H	Milwaukee	0	5
										219	N	Milwaukee	1	3
										249	A	Oakland	5	1
										249	A	Oakland	6	16
										249	A	Oakland	3	10
										249	H	Oakland	8	2
										249	H	Oakland	4	17
										249	N	Oakland	4	1
										250	H	Niagara	11	5
										266	A	Belmont	8	4
										266	A	Belmont	1	5
										266	A	Belmont	2	5
										272	A	Ohio	10	9
LAST 10 GAMES														
					219	N	Milwaukee	1	3	205	A	UIC	2	6
					69	N	Wright St.	1	11	59	H	Kent St.	1	5
					249	N	Oakland	4	1	278	A	Northern Ky.	10	3
					205	A	UIC	5	8	278	A	Northern Ky.	14	7
					205	A	UIC	0	12	278	A	Northern Ky.	13	16

Non-Div. I Games:

Youngstown St.

RPI	S	Opponent	Score	
278	A	Northern Ky.	13	16
278	A	Northern Ky.	14	7
278	A	Northern Ky.	10	3
278	H	Northern Ky.	3	1
278	H	Northern Ky.	9	2
278	H	Northern Ky.	5	12
282	A	Bowling Green	9	6
282	H	Bowling Green	13	4

Youngstown St.

Y
o
u
n
g
s
t
o
w
n
s
t
.

Y
o
u
n
g
s
t
o
w
n
s
t
.

Average RPI Win: 216		WON-LOST	WINNING	LAST 10	STRENGTH OF		OPP. STRENGTH	TEAM	ADJ	CONF.	ADJ CONF.
Average RPI Loss: 164		RECORD	PCT. RANK	GAMES	SCHEDULE		OF SCHEDULE	RPI	RPI	RPI	RPI
DIV. I ONLY		17-38-0	.30909	264	3-7-0		199	239	264	.42959	264
DIV. I NON-CONF.		8-18-0	.30769	250	1-1-0		120	273	239	.45177	22
TOTALS		RPI 1-25	RPI 26-50		W-L RECORDS		RPI 51-100		RPI 101-150		RPI 150+
17-38-0		0-4-0	0-0-0		OVERALL		0-1-0		3-13-0		14-20-0
11-16-0		0-0-0	0-0-0		HOME		0-0-0		1-7-0		10-9-0
6-20-0		0-4-0	0-0-0		AWAY		0-1-0		2-5-0		4-10-0
0-2-0		0-0-0	0-0-0		NEUTRAL		0-0-0		0-1-0		0-1-0
8-18-0		0-4-0	0-0-0		NON-CONFERENCE		0-1-0		1-5-0		7-8-0
5-7-0		0-0-0	0-0-0		HOME		0-0-0		0-2-0		5-5-0
3-11-0		0-4-0	0-0-		AWAY		0-1-0		1-3-0		2-3-0
0-0-0		0-0-0	0-0-0		NEUTRAL		0-0-0		0-0-0		0-0-0
9-20-0		0-0-0	0-0-0		CONFERENCE		0-0-0		2-8-0		7-12-0
6-9-0		0-0-0	0-0-0		HOME		0-0-0		1-5-0		5-4-0
3-9-0		0-0-0	0-0-0		AWAY		0-0-0		1-2-0		2-7-0
0-2-0		0-0-0	0-0-0		NEUTRAL		0-0-0		0-1-0		0-1-0
RPI S	Opponent	Score	RPI S	Opponent	Score	RPI S	Opponent	Score	RPI S	Opponent	Score
9 A	Auburn	0 6				83 A	Virginia	0 6	109 H	Campbell	4 8
9 A	Auburn	1 25							109 H	Campbell	1 15
9 A	Auburn	0 3							109 H	Campbell	2 7
14 A	Duke	3 9							109 N	Campbell	1 8
									113 H	High Point	2 8
									113 H	High Point	2 10
									113 H	High Point	5 4
									117 H	Richmond	2 3
									129 A	VCU	2 12
									130 A	Liberty	4 5
									130 A	Liberty	8 6
									130 A	Liberty	6 9
									142 A	Navy	1 2
									142 A	Navy	10 2
									142 A	Navy	1 7
									145 H	James Madison	5 10
									167 H	Gardner-Webb	0 12
									167 H	Gardner-Webb	1 5
									167 H	Gardner-Webb	10 3
									169 A	VMI	11 9
									169 H	VMI	6 12
									174 H	George Mason	13 10
									199 A	Winthrop	7 15
									199 A	Winthrop	0 8
									199 A	Winthrop	3 4
									199 N	Winthrop	4 7
									213 H	Radford	4 3
									213 H	Radford	4 18
									213 H	Radford	4 5
									226 H	N. C. Central	4 12
									230 A	USC Upstate	2 14
									230 A	USC Upstate	0 2
									230 A	USC Upstate	3 1
									250 H	Niagara	2 15
			LAST 10 GAMES								
			199 N	Winthrop	4 7	276 A	Presbyterian	9 3			
			109 N	Campbell	1 8	276 A	Presbyterian	3 4			
			167 H	Gardner-Webb	0 12	276 A	Presbyterian	3 5			
			167 H	Gardner-Webb	10 3	117 H	Richmond	2 3			
			167 H	Gardner-Webb	1 5	142 A	Navy	10 2			

Non-Div. I Games:

Longwood

RPI	S	Opponent	Score	
250	H	Niagara	8	7
250	H	Niagara	5	4
252	H	Lafayette	6	10
254	A	Charleston So.	0	6
254	A	Charleston So.	5	9
254	A	Charleston So.	7	5
257	H	Iona	3	1
257	H	Iona	11	2
257	H	Iona	6	7
262	H	UNC Asheville	15	12
262	H	UNC Asheville	3	0
262	H	UNC Asheville	5	0
276	A	Presbyterian	9	3
276	A	Presbyterian	3	4
276	A	Presbyterian	3	5
290	A	Norfolk St.	2	9

Longwood

L
o
n
g
w
o
o
d

L
o
n
g
w
o
o
d

Average RPI Win: 230		WON-LOST RECORD		WINNING PCT. RANK		LAST 10 GAMES		STRENGTH OF SCHEDULE		OPP. STRENGTH OF SCHEDULE		TEAM RPI		ADJ RPI		CONF. RPI		ADJ CONF. RPI	
DIV. I ONLY		18-28-0		.3913 223		5-5-0		258		275		267		.42781 265		26		26	
DIV. I NON-CONF.		7-12-0		.36842 222		2-2-0		257		259		251		.43863 251		28		28	
TOTALS		RPI 1-25		RPI 26-50		W-L RECORDS		RPI 51-100		RPI 101-150		RPI 150+							
18-28-0		0-2-0		0-0-0		OVERALL		2-6-0		0-2-0		16-18-0							
11-13-0		0-1-0		0-0-0		HOME		2-2-0		0-0-0		9-10-0							
6-12-0		0-1-0		0-0-0		AWAY		0-4-0		0-1-0		6-5-0							
1-3-0		0-0-0		0-0-0		NEUTRAL		0-0-0		0-0-0		1-3-0							
7-12-0		0-2-0		0-0-0		NON-CONFERENCE		0-0-0		0-2-0		7-8-0							
3-3-0		0-1-0		0-0-0		HOME		0-0-0		0-0-0		3-2-0							
3-6-0		0-1-0		0-0-		AWAY		0-0-0		0-2-0		3-3-0							
1-3-0		0-0-0		0-0-0		NEUTRAL		0-0-0		0-0-0		1-3-0							
11-16-0		0-0-0		0-0-0		CONFERENCE		2-6-0		0-0-0		9-10-0							
8-10-0		0-0-0		0-0-0		HOME		2-2-0		0-0-0		6-8-0							
3-6-0		0-0-0		0-0-0		AWAY		0-4-0		0-0-0		3-2-0							
0-0-0		0-0-0		0-0-0		NEUTRAL		0-0-0		0-0-0		0-0-0							
RPI S	Opponent	Score		RPI S	Opponent	Score		RPI S	Opponent	Score		RPI S	Opponent	Score					
20 A	UConn	1	6					76 H	Wagner	7	3	148 A	Hartford	1	2				
20 H	UConn	3	7					76 H	Wagner	2	5	148 A	Hartford	0	3				
								76 H	Wagner	4	6	151 A	Furman	8	12				
								76 H	Wagner	7	6	151 A	Furman	10	2				
								88 A	Bryant	4	9	151 A	Furman	1	9				
								88 A	Bryant	0	4	181 A	Stony Brook	0	5				
								88 A	Bryant	1	6	209 H	Fairfield	1	4				
								88 A	Bryant	0	3	211 A	LIU Brooklyn	10	7				
												211 A	LIU Brooklyn	4	15				
												211 A	LIU Brooklyn	3	5				
												211 H	LIU Brooklyn	1	3				
												211 H	LIU Brooklyn	7	6				
												211 H	LIU Brooklyn	1	2				
												221 H	Binghamton	0	2				
												221 H	Binghamton	5	4				
												223 A	Quinnipiac	9	6				
												237 H	Siena	7	4				
												238 N	North Dakota St.	0	4				
												238 N	North Dakota St.	0	2				
												238 N	North Dakota St.	9	2				
												246 H	Sacred Heart	4	6				
												246 H	Sacred Heart	7	4				
												246 H	Sacred Heart	5	9				
												246 H	Sacred Heart	9	20				
												253 A	Albany (NY)	4	2				
												255 H	Mt. St. Mary's	7	17				
												255 H	Mt. St. Mary's	8	9				
												255 H	Mt. St. Mary's	3	6				
												255 H	Mt. St. Mary's	9	4				
												259 N	Massachusetts	2	4				
												270 H	Brown	17	2				
												293 A	Fairleigh Dickinson	5	2				
												293 A	Fairleigh Dickinson	5	1				
												293 H	Fairleigh Dickinson	5	3				
				LAST 10 GAMES															
				221 H	Binghamton	5	4	255 H	Mt. St. Mary's	8	9								
				221 H	Binghamton	0	2	255 H	Mt. St. Mary's	3	6								
				148 A	Hartford	0	3	255 H	Mt. St. Mary's	9	4								
				293 A	Fairleigh Dickinson	5	1	255 H	Mt. St. Mary's	7	17								
				293 A	Fairleigh Dickinson	5	2	223 A	Quinnipiac	9	6								

Non-Div. I Games:

Central Conn. St.

RPI	S	Opponent	Score	
293	H	Fairleigh Dickinson	9	5
293	H	Fairleigh Dickinson	6	5

Central Conn. St.

C
e
n
t
r
a
l
C
o
n
n
.
S
t
.

C
e
n
t
r
a
l
C
o
n
n
.
S
t
.

Average RPI Win:		212	WON-LOST RECORD		WINNING PCT. RANK		LAST 10 GAMES		STRENGTH OF SCHEDULE		OPP. STRENGTH OF SCHEDULE		TEAM RPI		ADJ RPI		CONF. RPI		ADJ CONF. RPI	
DIV. I ONLY			19-36-0		.34545 248		3-7-0		255		183		268		.42766 266		20		20	
DIV. I NON-CONF.			8-17-0		.32 244		2-3-0		281		191		280		.40857 279		17		17	
TOTALS		RPI 1-25		RPI 26-50		W-L RECORDS		RPI 51-100		RPI 101-150		RPI 150+								
19-36-0		0-3-0		1-0-0		OVERALL		0-9-0		1-7-0		17-17-0								
11-18-0		0-3-0		0-0-0		HOME		0-5-0		1-6-0		10-4-0								
7-18-0		0-0-0		0-0-0		AWAY		0-4-0		0-1-0		7-13-0								
1-0-0		0-0-0		1-0-0		NEUTRAL		0-0-0		0-0-0		0-0-0								
8-17-0		0-0-0		1-0-0		NON-CONFERENCE		0-6-0		0-2-0		7-9-0								
4-10-0		0-0-0		0-0-0		HOME		0-5-0		0-1-0		4-4-0								
3-7-0		0-0-0		0-0-		AWAY		0-1-0		0-1-0		3-5-0								
1-0-0		0-0-0		1-0-0		NEUTRAL		0-0-0		0-0-0		0-0-0								
11-19-0		0-3-0		0-0-0		CONFERENCE		0-3-0		1-5-0		10-8-0								
7-8-0		0-3-0		0-0-0		HOME		0-0-0		1-5-0		6-0-0								
4-11-0		0-0-0		0-0-0		AWAY		0-3-0		0-0-0		4-8-0								
0-0-0		0-0-0		0-0-0		NEUTRAL		0-0-0		0-0-0		0-0-0								
RPI	S	Opponent		Score		RPI	S	Opponent		Score		RPI	S	Opponent		Score				
15	H	Tennessee Tech		10 13		32	N	Vanderbil t		8 5		59	H	Kent St.		3 17				
15	H	Tennessee Tech		0 10								73	H	Indiana St.		4 7				
15	H	Tennessee Tech		6 9								75	A	Tennessee		2 9				
												85	H	Bradley		10 14				
												85	H	Bradley		4 7				
												85	H	Bradley		2 7				
												100	A	Morehead St.		3 5				
												100	A	Morehead St.		4 9				
												100	A	Morehead St.		2 5				
												124	H	Jacksonville St.		3 4				
												124	H	Jacksonville St.		4 18				
												124	H	Jacksonville St.		4 5				
												139	H	Austin Peay		4 0				
												139	H	Austin Peay		2 5				
												139	H	Austin Peay		6 10				
												144	A	Southern Ill.		2 3				
												144	H	Southern Ill.		0 3				
												153	A	Middle Tenn.		0 9				
												153	H	Middle Tenn.		4 24				
												175	H	Eastern Ky.		15 5				
												175	H	Eastern Ky.		6 4				
												175	H	Eastern Ky.		3 2				
												176	A	Lipscomb		8 6				
												176	H	Lipscomb		8 7				
												192	A	Memphi s		4 5				
												200	A	Southeast Mo. St.		10 6				
												200	A	Southeast Mo. St.		8 9				
												200	A	Southeast Mo. St.		8 9				
												206	A	Western Ky.		1 4				
												206	H	Western Ky.		7 15				
												222	A	SIUE		15 1				
												222	A	SIUE		2 4				
												222	A	SIUE		4 5				
												228	A	Eastern Ill.		5 2				
												228	A	Eastern Ill.		6 8				
												228	A	Eastern Ill.		2 6				
												232	A	Northwestern		6 5				
												232	A	Northwestern		7 5				
												232	A	Northwestern		4 13				
												243	A	Murray St.		4 5				
												243	A	Murray St.		5 9				
												243	A	Murray St.		13 10				
												263	H	Youngstown St.		5 2				

Non-Div. I Games:

Belmont

RPI	S	Opponent	Score	
263	H	Youngstown St.	4	8
263	H	Youngstown St.	5	1
267	H	UT Martin	6	3
267	H	UT Martin	14	11
267	H	UT Martin	9	8
268	A	Evansville	1	9
268	H	Evansville	4	8
293	H	Fairleigh Dickinson	25	9

Bel mont

B
e
l
m
o
n
t

B
e
l
m
o
n
t

[illegible]

Non-Div. I Games:

Christian Bros.

10 4

Union (TN)

11 5

Union (TN)

11 1

UT Martin

Average RPI Win:	221	WON-LOST RECORD	WINNING PCT. RANK	LAST 10 GAMES	STRENGTH OF SCHEDULE	OPP. STRENGTH OF SCHEDULE	TEAM RPI	ADJ RPI	CONF. RPI	ADJ CONF. RPI	
DIV. I ONLY	11-37-0	.22917	284	4-6-0	143	142	265	.42598	268	10	10
DIV. I NON-CONF.	8-17-0	.32	244	2-0-0	202	209	244	.44136	245	8	8
<hr/>											
TOTALS	RPI 1-25	RPI 26-50		W-L RECORDS	RPI 51-100		RPI 101-150		RPI 150+		
11-37-0	0-0-0	0-9-0		OVERALL	1-14-0		2-9-0		8-5-0		
8-11-0	0-0-0	0-0-0		HOME	0-3-0		1-5-0		7-3-0		
2-22-0	0-0-0	0-0-0		AWAY	1-2-0		0-0-0		1-0-0		
1-4-0	0-0-0	0-2-0		NEUTRAL	0-0-0		1-1-0		0-1-0		
8-17-0	0-0-0	0-2-0		NON-CONFERENCE	0-9-0		1-3-0		7-3-0		
6-1-0	0-0-0	0-0-0		HOME	0-0-0		0-0-0		6-1-0		
1-14-0	0-0-0	0-0-		AWAY	0-9-0		0-3-0		1-1-0		
1-2-0	0-0-0	0-1-0		NEUTRAL	0-0-0		1-0-0		0-1-0		
3-20-0	0-0-0	0-7-0		CONFERENCE	1-5-0		1-6-0		1-2-0		
2-10-0	0-0-0	0-0-0		HOME	0-3-0		1-5-0		1-2-0		
1-8-0	0-0-0	0-6-0		AWAY	1-2-0		0-0-0		0-0-0		
0-2-0	0-0-0	0-1-0		NEUTRAL	0-0-0		0-1-0		0-0-0		
RPI	S	Opponent	Score	RPI	S	Opponent	Score	RPI	S	Opponent	Score
				27	A	Missouri St.	5 6				
				27	A	Missouri St.	2 8				
				27	A	Missouri St.	4 11				
				27	N	Missouri St.	0 10				
				31	N	Kentucky	4 8				
				32	A	Vanderbilt	1 6				
				37	A	DBU	1 11				
				37	A	DBU	1 7				
				37	A	DBU	1 3				

Non-Div. I Games: Oakland City 6 8 Oakland City 3 2 Southern Ind. 3 5 Evansville

Average RPI Win: 220		WON-LOST	WINNING	LAST 10	STRENGTH OF		OPP. STRENGTH	TEAM	ADJ	CONF.	ADJ CONF.
Average RPI Loss: 157		RECORD	PCT. RANK	GAMES	SCHEDULE		OF SCHEDULE	RPI	RPI	RPI	RPI
DIV. I ONLY		10-27-0	.27027	274	0-10-0		234	230	269	.42593	269
DIV. I NON-CONF.		3-13-0	.1875	276	0-1-0		65	66	214	.46768	214
TOTALS		RPI 1-25	RPI 26-50		W-L RECORDS		RPI 51-100		RPI 101-150		RPI 150+
10-27-0	0-0-0	0-3-0		OVERALL		0-5-0		0-1-0		10-18-0	
3-11-0	0-0-0	0-0-0		HOME		0-1-0		0-0-0		3-10-0	
7-16-0	0-0-0	0-3-0		AWAY		0-4-0		0-1-0		7-8-0	
0-0-0	0-0-0	0-0-0		NEUTRAL		0-0-0		0-0-0		0-0-0	
3-13-0	0-0-0	0-3-0		NON-CONFERENCE		0-5-0		0-1-0		3-4-0	
0-2-0	0-0-0	0-0-0		HOME		0-1-0		0-0-0		0-1-0	
3-11-0	0-0-0	0-0-		AWAY		0-4-0		0-1-0		3-3-0	
0-0-0	0-0-0	0-0-0		NEUTRAL		0-0-0		0-0-0		0-0-0	
7-14-0	0-0-0	0-0-0		CONFERENCE		0-0-0		0-0-0		7-14-0	
3-9-0	0-0-0	0-0-0		HOME		0-0-0		0-0-0		3-9-0	
4-5-0	0-0-0	0-0-0		AWAY		0-0-0		0-0-0		4-5-0	
0-0-0	0-0-0	0-0-0		NEUTRAL		0-0-0		0-0-0		0-0-0	
RPI S Opponent	Score	RPI S Opponent	Score	RPI S Opponent	Score	RPI S Opponent	Score	RPI S Opponent	Score	RPI S Opponent	Score
		28 A South Carolina	2 9	60 A UNCW	1 11	117 A Richmond	3 7				
		28 A South Carolina	4 6	60 A UNCW	5 8	160 A Monmouth	1 2				
		28 A South Carolina	3 7	60 A UNCW	5 7	160 H Monmouth	1 7				
				60 A UNCW	8 9	163 H Harvard	1 5				
				70 H Seton Hall	8 28	163 H Harvard	6 13				
						163 H Harvard	3 8				
						166 A Rutgers	6 5				
						187 A Col umbi a	7 6				
						187 A Col umbi a	10 5				
						187 A Col umbi a	0 2				
						191 A Georgetown	3 5				
						191 A Georgetown	10 4				
						191 A Georgetown	5 3				
						191 A Georgetown	1 3				
						194 H Yale	1 2				
						194 H Yale	0 6				
						194 H Yale	3 8				
						239 H Cornell I	10 4				
						239 H Cornell I	2 5				
						239 H Cornell I	7 6				
						247 A Dartmouth	1 16				
						247 A Dartmouth	2 6				
						247 A Dartmouth	3 14				
						258 H Penn	2 7				
						258 H Penn	3 0				
						258 H Penn	1 10				
						270 A Brown	0 12				
						270 A Brown	4 3				
						270 A Brown	7 4				
LAST 10 GAMES											
		247 A Dartmouth	2 6			194 H Yale	0 6				
		247 A Dartmouth	1 16			194 H Yale	1 2				
		247 A Dartmouth	3 14			163 H Harvard	3 8				
		160 A Monmouth	1 2			163 H Harvard	6 13				
		194 H Yale	3 8			163 H Harvard	1 5				

Non-Div. I Games:

Princeton

Average RPI Win: 225		WON-LOST RECORD		WINNING PCT. RANK		LAST 10 GAMES		STRENGTH OF SCHEDULE		OPP. STRENGTH OF SCHEDULE		TEAM RPI		ADJ RPI		CONF. RPI		ADJ CONF. RPI	
DIV. I ONLY		11-26-0		.2973	267	4-6-0		243		260		270		.42479	270	27		27	
DIV. I NON-CONF.		5-11-0		.3125	247	1-1-0		80		199		167		.49148	167	23		23	
TOTALS		RPI 1-25		RPI 26-50		W-L RECORDS		RPI 51-100		RPI 101-150		RPI 150+							
11-26-0		0-0-0		1-3-0		OVERALL		0-5-0		0-1-0		10-17-0							
4-11-0		0-0-0		0-1-0		HOME		0-1-0		0-1-0		4-8-0							
7-15-0		0-0-0		1-2-0		AWAY		0-4-0		0-0-0		6-9-0							
0-0-0		0-0-0		0-0-0		NEUTRAL		0-0-0		0-0-0		0-0-0							
5-11-0		0-0-0		1-3-0		NON-CONFERENCE		0-5-0		0-1-0		4-2-0							
0-3-0		0-0-0		0-1-0		HOME		0-1-0		0-1-0		0-0-0							
5-8-0		0-0-0		1-0-		AWAY		0-4-0		0-0-0		4-2-0							
0-0-0		0-0-0		0-0-0		NEUTRAL		0-0-0		0-0-0		0-0-0							
6-15-0		0-0-0		0-0-0		CONFERENCE		0-0-0		0-0-0		6-15-0							
4-8-0		0-0-0		0-0-0		HOME		0-0-0		0-0-0		4-8-0							
2-7-0		0-0-0		0-0-0		AWAY		0-0-0		0-0-0		2-7-0							
0-0-0		0-0-0		0-0-0		NEUTRAL		0-0-0		0-0-0		0-0-0							
RPI	S	Opponent	Score	RPI	S	Opponent	Score	RPI	S	Opponent	Score	RPI	S	Opponent	Score				
				37	A	DBU	2 17	72	A	Cal i forni a	9 10	106	H	Rhode I sl and	5 11				
				37	A	DBU	4 14	72	A	Cal i forni a	6 11	163	A	Harvard	7 3				
				37	A	DBU	9 5	72	A	Cal i forni a	3 4	163	A	Harvard	7 8				
				39	H	Northeastern	4 10	72	A	Cal i forni a	6 7	163	A	Harvard	1 3				
								88	H	Bryant	4 6	187	H	Col umbi a	2 8				
												187	H	Col umbi a	0 2				
												187	H	Col umbi a	4 5				
												194	A	Yal e	1 7				
												194	A	Yal e	2 5				
												194	A	Yal e	4 6				
												237	A	Si ena	7 2				
												239	H	Cornel l	2 4				
												239	H	Cornel l	7 6				
												239	H	Cornel l	7 10				
												247	A	Dartmouth	1 2				
												247	A	Dartmouth	1 2				
												247	A	Dartmouth	5 4				
												256	A	Fl ori da A&M	7 0				
												256	A	Fl ori da A&M	9 1				
												256	A	Fl ori da A&M	5 2				
												256	A	Fl ori da A&M	0 5				
												258	H	Penn	8 9				
												258	H	Penn	4 1				
												258	H	Penn	7 6				
												265	A	Central Conn. St.	2 17				
												269	H	Pri nceton	4 7				
												269	H	Pri nceton	3 4				
												269	H	Pri nceton	12 0				
LAST 10 GAMES																			
				39	H	Northeastern	4 10	247	A	Dartmouth	1 2								
				239	H	Cornel l	2 4	247	A	Dartmouth	5 4								
				239	H	Cornel l	7 10	237	A	Si ena	7 2								
				239	H	Cornel l	7 6	163	A	Harvard	7 3								
				247	A	Dartmouth	1 2	163	A	Harvard	1 3								

Non-Div. I Games:

Brown

Average RPI Win: 263		WON-LOST	WINNING	LAST 10	STRENGTH OF		OPP. STRENGTH	TEAM	ADJ		CONF.	ADJ CONF.			
Average RPI Loss: 193		RECORD	PCT. RANK	GAMES	SCHEDULE		OF SCHEDULE	RPI	RPI		RPI	RPI			
DIV. I ONLY		23-26-0	.46939	170	4-6-0		294	278	271	.42356	271	30			
DIV. I NON-CONF.		2-12-0	.14286	284	0-2-0		157	25	267	.428	267	30			
TOTALS		RPI 1-25	RPI 26-50		W-L RECORDS		RPI 51-100		RPI 101-150		RPI 150+				
23-26-0		0-1-0	0-1-0		OVERALL		0-3-0		1-5-0		22-16-0				
11-5-0		0-0-0	0-0-0		HOME		0-1-0		0-0-0		11-4-0				
8-17-0		0-1-0	0-1-0		AWAY		0-2-0		1-5-0		7-8-0				
4-4-0		0-0-0	0-0-0		NEUTRAL		0-0-0		0-0-0		4-4-0				
2-12-0		0-1-0	0-1-0		NON-CONFERENCE		0-3-0		1-5-0		1-2-0				
1-1-0		0-0-0	0-0-0		HOME		0-1-0		0-0-0		1-0-0				
1-11-0		0-1-0	0-0-		AWAY		0-2-0		1-5-0		0-2-0				
0-0-0		0-0-0	0-0-0		NEUTRAL		0-0-0		0-0-0		0-0-0				
21-14-0		0-0-0	0-0-0		CONFERENCE		0-0-0		0-0-0		21-14-0				
10-4-0		0-0-0	0-0-0		HOME		0-0-0		0-0-0		10-4-0				
7-6-0		0-0-0	0-0-0		AWAY		0-0-0		0-0-0		7-6-0				
4-4-0		0-0-0	0-0-0		NEUTRAL		0-0-0		0-0-0		4-4-0				
RPI	S	Opponent	Score		RPI	S	Opponent	Score		RPI	S	Opponent	Score		
1	A	Arkansas	6	7	26	A	LSU	3	10	61	A	Louisiana Tech	0	8	
										61	H	Louisiana Tech	1	12	
										94	A	Northwestern St.	3	7	
										125	A	Kennesaw St.	6	23	
										125	A	Kennesaw St.	2	14	
										125	A	Kennesaw St.	7	26	
										135	A	FIU	0	3	
										135	A	FIU	8	7	
										135	A	FIU	7	12	
										196	A	La. -Monroe	2	16	
										196	H	La. -Monroe	9	7	
										215	A	Texas Southern	3	11	
										215	A	Texas Southern	7	6	
										215	A	Texas Southern	1	8	
										215	H	Texas Southern	9	8	
										215	H	Texas Southern	7	18	
										215	H	Texas Southern	10	5	
										215	N	Texas Southern	3	18	
										236	N	Alabama St.	5	1	
										236	N	Alabama St.	1	5	
										236	N	Alabama St.	12	7	
										260	A	SFA	3	14	
										279	A	Ark. -Pine Bluff	6	7	
										279	A	Ark. -Pine Bluff	8	7	
										279	A	Ark. -Pine Bluff	5	3	
										279	H	Ark. -Pine Bluff	10	9	
										279	H	Ark. -Pine Bluff	9	2	
										279	H	Ark. -Pine Bluff	8	12	
										279	N	Ark. -Pine Bluff	4	5	
					LAST 10 GAMES						287	A	Alcorn	15	2
					215	N	Texas Southern	3	18	61	H	Louisiana Tech	1	12	
					236	N	Alabama St.	5	1	94	A	Northwestern St.	3	7	
					236	N	Alabama St.	1	5	215	A	Texas Southern	7	6	
					236	N	Alabama St.	12	7	215	A	Texas Southern	3	11	
					292	N	Mississippi Val.	14	5	215	A	Texas Southern	1	8	
										288	A	Southern U.	0	1	
										288	A	Southern U.	11	5	
										288	H	Southern U.	10	6	

Non-Div. I Games:

Wiley

15 5

Texas Col.

11 3

Wiley

6 5

Grambling

RPI	S	Opponent	Score	
288	H	Southern U.	2	13
288	H	Southern U.	19	18
288	N	Southern U.	7	8
292	N	Mississippi Val .	14	5
294	A	Prairie View	7	8
294	A	Prairie View	2	12
294	A	Prairie View	18	11
294	H	Prairie View	10	4
294	H	Prairie View	4	6
294	H	Prairie View	6	3

Grambl i ng

G
r
a
m
b
l
i
n
g

G
r
a
m
b
l
i
n
g

Average RPI Win:		220	WON-LOST RECORD		WINNING PCT. RANK		LAST 10 GAMES		STRENGTH OF SCHEDULE		OPP. STRENGTH OF SCHEDULE		TEAM RPI		ADJ RPI		CONF. RPI		ADJ CONF. RPI					
DIV. I ONLY			20-32-0		.38462		230		1-9-0		289		259		272		.42237		272		22		22	
DIV. I NON-CONF.			11-14-0		.44		186		0-1-0		295		277		274		.41547		274		25		25	
TOTALS		RPI 1-25		RPI 26-50		W-L RECORDS		RPI 51-100		RPI 101-150		RPI 150+												
20-32-0		0-0-0		0-1-0		OVERALL		2-2-0		2-5-0		16-24-0												
4-10-0		0-0-0		0-0-0		HOME		0-0-0		0-3-0		4-7-0												
10-16-0		0-0-0		0-1-0		AWAY		2-2-0		2-2-0		6-11-0												
6-6-0		0-0-0		0-0-0		NEUTRAL		0-0-0		0-0-0		6-6-0												
11-14-0		0-0-0		0-1-0		NON-CONFERENCE		0-1-0		1-0-0		10-12-0												
0-2-0		0-0-0		0-0-0		HOME		0-0-0		0-0-0		0-2-0												
5-6-0		0-0-0		0-0-		AWAY		0-1-0		1-0-0		4-4-0												
6-6-0		0-0-0		0-0-0		NEUTRAL		0-0-0		0-0-0		6-6-0												
9-18-0		0-0-0		0-0-0		CONFERENCE		2-1-0		1-5-0		6-12-0												
4-8-0		0-0-0		0-0-0		HOME		0-0-0		0-3-0		4-5-0												
5-10-0		0-0-0		0-0-0		AWAY		2-1-0		1-2-0		2-7-0												
0-0-0		0-0-0		0-0-0		NEUTRAL		0-0-0		0-0-0		0-0-0												
RPI	S	Opponent	Score	RPI	S	Opponent	Score	RPI	S	Opponent	Score	RPI	S	Opponent	Score									
				46	A	Ohio St.	0 4	59	A	Kent St.	3 5	113	A	High Point	11 7									
				59	A	Kent St.	6 4	149	A	Miami (OH)	4 3													
				59	A	Kent St.	5 3	149	A	Miami (OH)	1 6													
				100	A	Morehead St.	8 9	149	A	Miami (OH)	2 4													
				150	H	Ball St.	1 4																	
				150	H	Ball St.	1 15																	
				150	H	Ball St.	6 11																	
				184	A	Dayton	3 6																	
				203	A	Marshall	2 6																	
				203	H	Marshall	6 7																	
				204	A	Central Mich.	3 5																	
				204	A	Central Mich.	2 4																	
				204	A	Central Mich.	2 3																	
				207	H	Western Mich.	6 7																	
				207	H	Western Mich.	10 7																	
				207	H	Western Mich.	6 10																	
				217	A	Tol edo	1 8																	
				217	A	Tol edo	2 3																	
				217	A	Tol edo	15 4																	
				218	H	Eastern Mich.	5 4																	
218	H	Eastern Mich.	4 6																					
218	H	Eastern Mich.	3 4																					
220	N	Maine	1 5																					
220	N	Maine	7 5																					
220	N	Maine	1 2																					
220	N	Maine	6 2																					
LAST 10 GAMES				230	A	USC Upstate	1 8																	
204	A	Central Mich.	2 4	207	H	Western Mich.	6 7																	
204	A	Central Mich.	3 5	263	H	Youngstown St.	9 10																	
204	A	Central Mich.	2 3	150	H	Ball St.	6 11																	
207	H	Western Mich.	6 10	150	H	Ball St.	1 15																	
207	H	Western Mich.	10 7	150	H	Ball St.	1 4																	
				234	H	Northern Ill.	12 4																	
				234	H	Northern Ill.	6 1																	
				234	H	Northern Ill.	5 6																	
				263	H	Youngstown St.	9 10																	
				273	A	Towson	9 8																	

Non-Div. I Games:	Shawnee St.	6	5
--------------------------	--------------------	----------	----------

0hi o

RPI	S	Opponent	Score	
273	A	Towson	10	9
273	A	Towson	5	2
282	A	Bowl ing Green	1	3
282	A	Bowl ing Green	11	3
282	A	Bowl ing Green	4	6
284	N	Omaha	5	6
284	N	Omaha	5	2
284	N	Omaha	0	4
284	N	Omaha	4	1
285	N	Ri der	6	5
285	N	Ri der	10	2
285	N	Ri der	4	6
285	N	Ri der	5	6

Average RPI Win: 193		WON-LOST RECORD		WINNING PCT. RANK		LAST 10 GAMES		STRENGTH OF SCHEDULE		OPP. STRENGTH OF SCHEDULE		TEAM RPI		ADJ RPI		CONF. RPI		ADJ CONF. RPI	
DIV. I ONLY		13-42-0		.23636 282		1-9-0		188		232		273		.42145 273		13		13	
DIV. I NON-CONF.		7-24-0		.22581 262		0-1-0		260		290		287		.39224 287		15		15	
TOTALS		RPI 1-25		RPI 26-50		W-L RECORDS		RPI 51-100		RPI 101-150		RPI 150+							
13-42-0		0-0-0		0-3-0		OVERALL		3-6-0		0-16-0		10-17-0							
6-19-0		0-0-0		0-0-0		HOME		1-2-0		0-8-0		5-9-0							
7-23-0		0-0-0		0-3-0		AWAY		2-4-0		0-8-0		5-8-0							
0-0-0		0-0-0		0-0-0		NEUTRAL		0-0-0		0-0-0		0-0-0							
7-24-0		0-0-0		0-0-0		NON-CONFERENCE		1-2-0		0-10-0		6-12-0							
3-13-0		0-0-0		0-0-0		HOME		0-0-0		0-5-0		3-8-0							
4-11-0		0-0-0		0-0-		AWAY		1-2-0		0-5-0		3-4-0							
0-0-0		0-0-0		0-0-0		NEUTRAL		0-0-0		0-0-0		0-0-0							
6-18-0		0-0-0		0-3-0		CONFERENCE		2-4-0		0-6-0		4-5-0							
3-6-0		0-0-0		0-0-0		HOME		1-2-0		0-3-0		2-1-0							
3-12-0		0-0-0		0-3-0		AWAY		1-2-0		0-3-0		2-4-0							
0-0-0		0-0-0		0-0-0		NEUTRAL		0-0-0		0-0-0		0-0-0							
RPI	S	Opponent	Score	RPI	S	Opponent	Score	RPI	S	Opponent	Score	RPI	S	Opponent	Score				
				39	A	Northeastern	2 22	60	A	UNCW	14 3	103	A	George Washington	2 13				
				39	A	Northeastern	1 2	60	A	UNCW	1 5	103	H	George Washington	3 9				
				39	A	Northeastern	6 23	60	A	UNCW	2 5	104	A	Maryl and	7 8				
								68	H	Col. of Charleston	3 8	110	A	El on	6 9				
								68	H	Col. of Charleston	5 3	110	A	El on	4 16				
								68	H	Col. of Charleston	5 13	110	A	El on	1 6				
								87	A	New Mexico St.	3 13	117	A	Richmond	3 7				
								87	A	New Mexico St.	11 6	117	A	Richmond	5 11				
								87	A	New Mexi co St.	4 24	117	A	Richmond	5 10				
												129	H	VCU	2 7				
												138	H	Mari st	1 4				
												138	H	Mari st	3 5				
												138	H	Mari st	1 9				
												145	H	James Madi son	3 12				
												145	H	James Madi son	6 11				
												145	H	James Madi son	3 12				
												156	H	Hofstra	0 11				
												156	H	Hofstra	5 3				
												156	H	Hofstra	1 0				
												158	A	Del aware	1 2				
												158	A	Del aware	10 2				
												158	A	Del aware	3 6				
												174	A	George Mason	7 14				
												174	H	George Mason	9 16				
												214	A	Bucknel l	10 3				
												233	A	UMBC	0 13				
												233	H	UMBC	4 6				
												242	A	William & Mary	7 8				
												242	A	William & Mary	4 5				
												242	A	William & Mary	6 1				
												244	A	The Ci tadel	3 4				
												244	A	The Ci tadel	3 11				
												244	A	The Ci tadel	6 0				
												253	H	Albany (NY)	8 7				
				LAST 10 GAMES															
				145	H	James Madi son	6 11	110	A	El on	1 6								
				145	H	James Madi son	3 12	104	A	Maryl and	7 8								
				145	H	James Madi son	3 12	68	H	Col. of Charleston	5 3								
				110	A	El on	6 9	68	H	Col. of Charleston	5 13								
				110	A	El on	4 16	68	H	Col. of Charleston	3 8								

Non-Div. I Games:

Towson

RPI	S	Opponent	Score	
253	H	Albany (NY)	3	15
253	H	Albany (NY)	0	2
272	H	Ohio	9	10
272	H	Ohio	8	9
272	H	Ohio	2	5
275	H	Coppin St.	9	4
296	H	UMES	8	15
297	A	Delaware St.	12	2
297	H	Delaware St.	6	2

T
O
W
S
O
N

T
O
W
S
O
N

Towson

Average RPI Win:	219	WON-LOST RECORD	WINNING PCT. RANK	LAST 10 GAMES	STRENGTH OF SCHEDULE	OPP. STRENGTH OF SCHEDULE	TEAM RPI	ADJ RPI	CONF. RPI	ADJ CONF. RPI		
DIV. I ONLY		17-33-0	.34	253	2-8-0	252	215	274	.42079	274	17	17
DIV. I NON-CONF.		12-8-0	.6	86	2-1-0	286	284	226	.45963	226	18	18
<hr/>												
TOTALS	RPI 1-25	RPI 26-50	W-L RECORDS		RPI 51-100	RPI 101-150	RPI 150+					
17-33-0	0-1-0	0-0-0	OVERALL		1-8-0	3-6-0	13-18-0					
13-15-0	0-0-0	0-0-0	HOME		0-1-0	3-6-0	10-8-0					
4-18-0	0-1-0	0-0-0	AWAY		1-7-0	0-0-0	3-10-0					
0-0-0	0-0-0	0-0-0	NEUTRAL		0-0-0	0-0-0	0-0-0					
12-8-0	0-1-0	0-0-0	NON-CONFERENCE		1-2-0	0-0-0	11-5-0					
10-3-0	0-0-0	0-0-0	HOME		0-1-0	0-0-0	10-2-0					
2-5-0	0-1-0	0-0-	AWAY		1-1-0	0-0-0	1-3-0					
0-0-0	0-0-0	0-0-0	NEUTRAL		0-0-0	0-0-0	0-0-0					
5-25-0	0-0-0	0-0-0	CONFERENCE		0-6-0	3-6-0	2-13-0					
3-12-0	0-0-0	0-0-0	HOME		0-0-0	3-6-0	0-6-0					
2-13-0	0-0-0	0-0-0	AWAY		0-6-0	0-0-0	2-7-0					
0-0-0	0-0-0	0-0-0	NEUTRAL		0-0-0	0-0-0	0-0-0					
RPI	S	Opponent	Score	RPI	S	Opponent	Score	RPI	S	Opponent	Score	
17	A	Texas A&M	2 8					55	A	Sam Houston St.	1 10	
								55	A	Sam Houston St.	6 7	
								55	A	Sam Houston St.	0 10	
								57	A	TCU	4 2	
								57	H	TCU	0 4	
								94	A	Northwestern St.	1 9	
								94	A	Northwestern St.	0 5	
								94	A	Northwestern St.	1 6	
								98	A	UTSA	0 5	

RPI	S	Opponent	Score
292	H	Mississippi Val.	20 4
292	H	Mississippi Val.	15 6
292	H	Mississippi Val.	8 7
292	H	Mississippi Val.	11 3
292	H	Mississippi Val.	15 4
294	A	Prairie View	16 0

Abilene Christian

Abilene Christian

Abilene Christian

Average RPI Win:	286	WON-LOST RECORD	WINNING PCT. RANK	LAST 10 GAMES	STRENGTH OF SCHEDULE	OPP. STRENGTH OF SCHEDULE	TEAM RPI	ADJ RPI	CONF. RPI	ADJ CONF. RPI	
Average RPI Loss:	194										
DIV. I ONLY	21-24-0	.46667	172	6-4-0	287	297	275	.42075	275	31	31
DIV. I NON-CONF.	1-17-0	.05556	292	1-1-0	149	281	291	.37878	291	31	31
<hr/>											
TOTALS	RPI 1-25	RPI 26-50		W-L RECORDS		RPI 51-100		RPI 101-150		RPI 150+	
21-24-0	0-0-0	0-0-0		OVERALL		0-2-0		0-5-0		21-17-0	
11-8-0	0-0-0	0-0-0		HOME		0-2-0		0-2-0		11-4-0	
9-14-0	0-0-0	0-0-0		AWAY		0-0-0		0-3-0		9-11-0	
1-2-0	0-0-0	0-0-0		NEUTRAL		0-0-0		0-0-0		1-2-0	
1-17-0	0-0-0	0-0-0		NON-CONFERENCE		0-2-0		0-5-0		1-10-0	
1-6-0	0-0-0	0-0-0		HOME		0-2-0		0-2-0		1-2-0	
0-11-0	0-0-0	0-0-		AWAY		0-0-0		0-3-0		0-8-0	
0-0-0	0-0-0	0-0-0		NEUTRAL		0-0-0		0-0-0		0-0-0	
20-7-0	0-0-0	0-0-0		CONFERENCE		0-0-0		0-0-0		20-7-0	
10-2-0	0-0-0	0-0-0		HOME		0-0-0		0-0-0		10-2-0	
9-3-0	0-0-0	0-0-0		AWAY		0-0-0		0-0-0		9-3-0	
1-2-0	0-0-0	0-0-0		NEUTRAL		0-0-0		0-0-0		1-2-0	
RPI	S	Opponent	Score	RPI	S	Opponent	Score	RPI	S	Opponent	Score
						76 H Wagner	0 9	103 A George Washington		5	16
						76 H Wagner	2 3	116 H Fordham		8	10
								116 H Fordham		1	4
								142 A Navy		3	11
								142 A Navy		1	3
								154 H NJIT		7	8
								175 A Eastern Ky.		1	15
								175 A Eastern Ky.		4	14
								175 A Eastern Ky.		8	10
								191 A Georgetown		9	16
								195 N Bethune-Cookman		3	8
								202 A Lehi gh		7	11
								210 A N. C. A&T		9	5
								210 A N. C. A&T		2	3
								210 N N. C. A&T		7	15
								233 A UMBC		2	7
								233 H UMBC		13	11
								255 A Mt. St. Mary' s		1	4
								255 H Mt. St. Mary' s		5	15
								256 N Flori da A&M		5	3
								273 A Towson		4	9
								290 A Norfol k St.		5	6
								290 A Norfol k St.		10	0
								290 A Norfol k St.		7	5
								290 A Norfol k St.		9	8
								290 A Norfol k St.		5	2
								290 H Norfol k St.		1	5
								290 H Norfol k St.		2	1
								290 H Norfol k St.		7	4
								296 A UMES		5	4
								296 A UMES		0	1
								296 A UMES		12	2
								296 H UMES		3	1
								296 H UMES		3	0
LAST 10 GAMES											
						195 N Bethune-Cookman	3 8	290 A Norfol k St.		5	2
						210 N N. C. A&T	7 15	103 A George Washi ngton		5	16
						256 N Flori da A&M	5 3	297 H Delaware St.		12	14
						233 H UMBC	13 11	297 H Delaware St.		12	8
						290 A Norfol k St.	9 8	297 H Delaware St.		4	1

Non-Div. I Games:

Coppin St.

RPI	S	Opponent	Score	
296	H	UMES	15	1
297	A	Del aware St.	11	4
297	A	Del aware St.	10	4
297	H	Del aware St.	3	2
297	H	Del aware St.	2	0
297	H	Del aware St.	12	8
297	H	Del aware St.	4	1
297	H	Del aware St.	17	13
297	H	Del aware St.	12	14

Coppin St.

C
o
p
p
i
n
s
t
.

C
o
p
p
i
n
s
t
.

Average RPI Win:		213	WON-LOST RECORD		WINNING PCT. RANK		LAST 10 GAMES		STRENGTH OF SCHEDULE		OPP. STRENGTH OF SCHEDULE		TEAM RPI		ADJ RPI		CONF. RPI		ADJ CONF. RPI	
DIV. I ONLY			15-39-0		.27778 272		2-8-0		215		218		277		.41945 276		24		24	
DIV. I NON-CONF.			7-20-0		.25926 255		0-2-0		167		244		264		.42954 264		22		22	
TOTALS		RPI 1-25		RPI 26-50		W-L RECORDS		RPI 51-100		RPI 101-150		RPI 150+								
15-39-0		0-2-0		1-3-0		OVERALL		1-3-0		2-8-0		11-23-0								
10-14-0		0-0-0		0-0-0		HOME		0-1-0		2-4-0		8-9-0								
4-22-0		0-2-0		1-2-0		AWAY		1-2-0		0-3-0		2-13-0								
1-3-0		0-0-0		0-1-0		NEUTRAL		0-0-0		0-1-0		1-1-0								
7-20-0		0-2-0		1-3-0		NON-CONFERENCE		1-3-0		0-1-0		5-11-0								
4-8-0		0-0-0		0-0-0		HOME		0-1-0		0-0-0		4-7-0								
2-9-0		0-2-0		1-0-		AWAY		1-2-0		0-0-0		0-3-0								
1-3-0		0-0-0		0-1-0		NEUTRAL		0-0-0		0-1-0		1-1-0								
8-19-0		0-0-0		0-0-0		CONFERENCE		0-0-0		2-7-0		6-12-0								
6-6-0		0-0-0		0-0-0		HOME		0-0-0		2-4-0		4-2-0								
2-13-0		0-0-0		0-0-0		AWAY		0-0-0		0-3-0		2-10-0								
0-0-0		0-0-0		0-0-0		NEUTRAL		0-0-0		0-0-0		0-0-0								
RPI	S	Opponent		Score		RPI	S	Opponent		Score		RPI	S	Opponent		Score				
13	A	Clemson		4	14	28	A	South Carolina		7	4	91	A	Wofford		9	2			
14	A	Duke		0	8	32	A	Vanderbil t		1	7	91	A	Wofford		8	9			
						32	A	Vanderbil t		2	15	91	H	Wofford		2	3			
						39	N	Northeastern		1	6	99	A	Davi dson		4	8			
														</						

Non-Div. I Games:

Presbyteri an

RPI	S	Opponent	Score	
262	A	UNC Asheville	13	2
262	A	UNC Asheville	5	7
262	A	UNC Asheville	12	7
264	H	Longwood	5	3
264	H	Longwood	3	9
264	H	Longwood	4	3
283	H	La Salle	7	3
283	H	La Salle	13	4
283	H	La Salle	4	5
283	H	La Salle	7	16

P
r
e
s
b
y
t
e
r
i
a
n

P
r
e
s
b
y
t
e
r
i
a
n

Presbyter ian

Average RPI Win:	191	WON-LOST RECORD	WINNING PCT. RANK	LAST 10 GAMES	STRENGTH OF SCHEDULE	OPP. STRENGTH OF SCHEDULE	TEAM RPI	ADJ RPI	CONF. RPI	ADJ CONF. RPI							
Average RPI Loss:	178																
DIV. I ONLY	10-33-0	.23256	283	1-9-0	208	254	278	.4185	277	19	19						
DIV. I NON-CONF.	4-18-0	.18182	278	0-5-0	236	289	286	.39678	286	20	20						
<hr/>																	
TOTALS	RPI 1-25	RPI 26-50		W-L RECORDS		RPI 51-100		RPI 101-150		RPI 150+							
10-33-0	0-0-0	0-0-0		OVERALL		0-2-0		4-11-0		6-20-0							
2-11-0	0-0-0	0-0-0		HOME		0-2-0		2-6-0		0-3-0							
6-16-0	0-0-0	0-0-0		AWAY		0-0-0		2-5-0		4-10-0							
2-6-0	0-0-0	0-0-0		NEUTRAL		0-0-0		0-0-0		2-6-0							
4-18-0	0-0-0	0-0-0		NON-CONFERENCE		0-0-0		1-5-0		3-13-0							
0-4-0	0-0-0	0-0-0		HOME		0-0-0		0-2-0		0-2-0							
2-8-0	0-0-0	0-0-		AWAY		0-0-0		1-3-0		1-5-0							
2-6-0	0-0-0	0-0-0		NEUTRAL		0-0-0		0-0-0		2-6-0							
6-15-0	0-0-0	0-0-0		CONFERENCE		0-2-0		3-6-0		3-7-0							
2-7-0	0-0-0	0-0-0		HOME		0-2-0		2-4-0		0-1-0							
4-8-0	0-0-0	0-0-0		AWAY		0-0-0		1-2-0		3-6-0							
0-0-0	0-0-0	0-0-0		NEUTRAL		0-0-0		0-0-0		0-0-0							
RPI	S	Opponent	Score	RPI	S	Opponent	Score	RPI	S	Opponent	Score						
								95	H	Saint Louis	4	8					
								95	H	Saint Louis	1	9					
								103	H	George Washington	4	11					
								103	H	George Washington	8	5					
								103	H	George Washington	2	5					
								106	A	Rhode Island	7	8					
								106	A	Rhode Island	4	3					
								106	A	Rhode Island	7	14					
								129	H	VCU	2	8					
								129	H	VCU	3	2					
								129	H	VCU	4	11					
								136	A	Canisius	0	11					
								136	H	Canisius	8	15					
								136	H	Canisius	5	6					
								145	A	James Madison	5	9					
								145	A	James Madison	3	14					
								145	A	James Madison	1	0					
								166	N	Rutgers	4	13					
								174	A	George Mason	0	4					
								174	A	George Mason	6	7					
								174	A	George Mason	0	6					
								184	A	Dayton	0	12					
								184	A	Dayton	4	7					
								184	A	Dayton	2	0					
								207	N	Western Mich.	2	9					
207	N	Western Mich.	4	8													
207	N	Western Mich.	0	1													
210	A	N. C. A&T	8	7													
210	A	N. C. A&T	3	4													
210	A	N. C. A&T	4	5													
221	H	Binghamton	3	4													
227	H	Saint Joseph's	3	4													
240	A	Penn St.	2	10													
250	A	Niagara	3	9													
250	A	Niagara	1	10													
250	H	Niagara	9	11													
LAST 10 GAMES				LAST 10 GAMES				LAST 10 GAMES									
106 A Rhode Island				7	14	95 H Saint Louis				1	9	136 H Canisius				5	6
106 A Rhode Island				4	3	136 H Canisius				8	15	136 H Canisius				0	11
106 A Rhode Island				7	8	136 A Canisius				3	4	221 H Binghamton				3	4
240 A Penn St.				2	10												
95 H Saint Louis				4	8												

Non-Div. I Games:

St. Bonaventure

St. Bonaventure

Average RPI Win: 195		WON-LOST	WINNING	LAST 10	STRENGTH OF		OPP. STRENGTH	TEAM	ADJ	CONF.	ADJ CONF.
Average RPI Loss: 178		RECORD	PCT. RANK	GAMES	SCHEDULE		OF SCHEDULE	RPI	RPI	RPI	RPI
DIV. I ONLY		13-38-0	.2549	277	2-8-0		225	264	276	.41831	278
DIV. I NON-CONF.		4-16-0	.2	271	0-1-0		191	182	253	.43607	255
TOTALS		RPI 1-25	RPI 26-50		W-L RECORDS		RPI 51-100		RPI 101-150		RPI 150+
13-38-0		0-1-0	1-0-0		OVERALL		1-6-0		0-3-0		11-28-0
4-14-0		0-0-0	0-0-0		HOME		1-2-0		0-1-0		3-11-0
9-23-0		0-1-0	1-0-0		AWAY		0-4-0		0-2-0		8-16-0
0-1-0		0-0-0	0-0-0		NEUTRAL		0-0-0		0-0-0		0-1-0
4-16-0		0-1-0	1-0-0		NON-CONFERENCE		0-1-0		0-3-0		3-11-0
0-3-0		0-0-0	0-0-0		HOME		0-0-0		0-1-0		0-2-0
4-13-0		0-1-0	1-0-		AWAY		0-1-0		0-2-0		3-9-0
0-0-0		0-0-0	0-0-0		NEUTRAL		0-0-0		0-0-0		0-0-0
9-22-0		0-0-0	0-0-0		CONFERENCE		1-5-0		0-0-0		8-17-0
4-11-0		0-0-0	0-0-0		HOME		1-2-0		0-0-0		3-9-0
5-10-0		0-0-0	0-0-0		AWAY		0-3-0		0-0-0		5-7-0
0-1-0		0-0-0	0-0-0		NEUTRAL		0-0-0		0-0-0		0-1-0
RPI S	Opponent	Score	RPI S	Opponent	Score	RPI S	Opponent	Score	RPI S	Opponent	Score
21 A	Louisville	2 7	31 A	Kentucky	8 6	69 A	Wright St.	0 12	149 A	Miami (OH)	0 2
						69 A	Wright St.	2 22	149 A	Miami (OH)	2 10
						69 A	Wright St.	6 13	149 H	Miami (OH)	9 11
						69 H	Wright St.	12 11	159 A	Xavier	3 14
						69 H	Wright St.	5 12	159 H	Xavier	5 7
						69 H	Wright St.	2 14	165 A	ETSU	5 4
						96 A	Cincinnati	3 5	165 A	ETSU	2 6
									165 A	ETSU	2 7
									175 A	Eastern Ky.	14 6
									175 H	Eastern Ky.	9 12
									176 A	Lipscomb	4 12
									176 A	Lipscomb	2 1
									176 A	Lipscomb	5 9
									176 A	Lipscomb	6 11
									196 A	La. -Monroe	9 21
									196 A	La. -Monroe	10 13
									196 A	La. -Monroe	5 9
									205 A	UIC	0 5
									205 A	UIC	6 1
									205 A	UIC	3 4
									205 H	UIC	6 11
									205 H	UIC	2 11
									205 H	UIC	5 14
									219 A	Milwaukee	3 9
									219 A	Milwaukee	9 10
									219 A	Milwaukee	7 1
									219 H	Milwaukee	4 8
									219 H	Milwaukee	4 14
									219 H	Milwaukee	8 2
									219 N	Milwaukee	1 13
									249 A	Oakland	5 3
									249 A	Oakland	0 3
									249 A	Oakland	9 6
									249 H	Oakland	9 6

Non-Div. I Games: Rio Grande 5 8 Miami-Hamilton 9 3

Northern Ky.

RPI	S	Opponent	Score	
249	H	Oakl and	4	13
249	H	Oakl and	12	14
263	A	Youngstown St.	2	9
263	A	Youngstown St.	12	5
263	A	Youngstown St.	1	3
263	H	Youngstown St.	3	10
263	H	Youngstown St.	7	14
263	H	Youngstown St.	16	13

Northern Ky.

N
o
r
t
h
e
r
n
K
y
.

N
o
r
t
h
e
r
n
K
y
.

Average RPI Win: 257		WON-LOST	WINNING	LAST 10	STRENGTH OF		OPP. STRENGTH	TEAM	ADJ		CONF.	ADJ CONF.
Average RPI Loss: 183		RECORD	PCT. RANK	GAMES	SCHEDULE		OF SCHEDULE	RPI	RPI		RPI	RPI
DIV. I ONLY		17-25-0	.40476	214	284		281	279	.41778		279	30
DIV. I NON-CONF.		3-12-0	.2	271	151		65	262	.43085		262	30
TOTALS		RPI 1-25	RPI 26-50		W-L RECORDS		RPI 51-100		RPI 101-150		RPI 150+	
17-25-0		0-1-0	0-1-0		OVERALL		1-5-0		0-2-0		16-16-0	
9-9-0		0-0-0	0-0-0		HOME		1-1-0		0-1-0		8-7-0	
6-13-0		0-1-0	0-1-0		AWAY		0-4-0		0-1-0		6-6-0	
2-3-0		0-0-0	0-0-0		NEUTRAL		0-0-0		0-0-0		2-3-0	
3-12-0		0-1-0	0-1-0		NON-CONFERENCE		1-5-0		0-2-0		2-3-0	
2-4-0		0-0-0	0-0-0		HOME		1-1-0		0-1-0		1-2-0	
1-8-0		0-1-0	0-0-		AWAY		0-4-0		0-1-0		1-1-0	
0-0-0		0-0-0	0-0-0		NEUTRAL		0-0-0		0-0-0		0-0-0	
14-13-0		0-0-0	0-0-0		CONFERENCE		0-0-0		0-0-0		14-13-0	
7-5-0		0-0-0	0-0-0		HOME		0-0-0		0-0-0		7-5-0	
5-5-0		0-0-0	0-0-0		AWAY		0-0-0		0-0-0		5-5-0	
2-3-0		0-0-0	0-0-0		NEUTRAL		0-0-0		0-0-0		2-3-0	
RPI S	Opponent	Score	RPI S	Opponent	Score	RPI S	Opponent	Score	RPI S	Opponent	Score	
4 A	Ole Miss	3 10	35 A	Baylor	4 14	56 A	Georgia Tech	0 8	143 A	Central Ark.	5 25	
						57 A	TCU	1 7	143 H	Central Ark.	1 9	
						62 H	Creighton	6 10	188 A	Nicholls St.	1 14	
						75 A	Tennessee	1 9	198 H	Valparaiso	6 5	
						97 A	Little Rock	6 12	198 H	Valparaiso	8 12	
						97 H	Little Rock	7 4	198 H	Valparaiso	7 14	
									215 A	Texas Southern	2 9	
									215 A	Texas Southern	0 10	
									215 A	Texas Southern	12 10	
									215 H	Texas Southern	4 7	
									215 H	Texas Southern	3 13	
									215 H	Texas Southern	6 5	
									225 N	Jackson St.	3 13	
									236 N	Alabama St.	8 5	
									260 A	SFA	11 6	
									271 A	Grambling	12 8	
									271 A	Grambling	2 9	
									271 A	Grambling	9 10	
									271 H	Grambling	3 5	
									271 H	Grambling	7 6	
									271 H	Grambling	7 8	
									271 N	Grambling	5 4	
									287 N	Alcorn	13 14	
									287 N	Alcorn	4 5	
									288 A	Southern U.	8 7	
									288 H	Southern U.	1 12	
									288 H	Southern U.	6 5	
									288 H	Southern U.	6 5	
									294 A	Prairie View	6 5	
									294 A	Prairie View	3 12	
									294 A	Prairie View	6 2	
									294 H	Prairie View	11 1	
									294 H	Prairie View	6 5	
									294 H	Prairie View	4 3	
Non-Div. I Games:			Okla. Panhandle		11 1	Okla. Panhandle		5 1	Okla. Panhandle		5 1	

Ark. -Pine Bluff

Average RPI Win: 243		WON-LOST	WINNING	LAST 10	STRENGTH OF		OPP. STRENGTH	TEAM	ADJ	CONF.	ADJ CONF.
Average RPI Loss: 186		RECORD	PCT. RANK	GAMES	SCHEDULE		OF SCHEDULE	RPI	RPI	RPI	RPI
DIV. I ONLY		16-31-0	.34043	251	4-6-0		280	276	280	.41259	280
DIV. I NON-CONF.		2-17-0	.10526	287	0-2-0		273	181	292	.37052	292
TOTALS		RPI 1-25	RPI 26-50		W-L RECORDS		RPI 51-100		RPI 101-150		RPI 150+
16-31-0	0-0-0	0-1-0		OVERALL		0-6-0		2-5-0		14-19-0	
8-7-0	0-0-0	0-0-0		HOME		0-2-0		2-2-0		6-3-0	
6-19-0	0-0-0	0-1-0		AWAY		0-4-0		0-3-0		6-11-0	
2-5-0	0-0-0	0-0-0		NEUTRAL		0-0-0		0-0-0		2-5-0	
2-17-0	0-0-0	0-1-0		NON-CONFERENCE		0-6-0		0-1-0		2-9-0	
1-3-0	0-0-0	0-0-0		HOME		0-2-0		0-1-0		1-0-0	
1-12-0	0-0-0	0-0-		AWAY		0-4-0		0-0-0		1-7-0	
0-2-0	0-0-0	0-0-0		NEUTRAL		0-0-0		0-0-0		0-2-0	
14-14-0	0-0-0	0-0-0		CONFERENCE		0-0-0		2-4-0		12-10-0	
7-4-0	0-0-0	0-0-0		HOME		0-0-0		2-1-0		5-3-0	
5-7-0	0-0-0	0-0-0		AWAY		0-0-0		0-3-0		5-4-0	
2-3-0	0-0-0	0-0-0		NEUTRAL		0-0-0		0-0-0		2-3-0	
RPI S Opponent	Score		RPI S Opponent	Score		RPI S Opponent	Score		RPI S Opponent	Score	
			34 A Indiana	1	11	73 A Indiana St.	4	5	123 H Illinois St.	4	8
						73 A Indiana St.	0	2	132 A Oral Roberts	1	3
						78 H Iowa	4	5	132 A Oral Roberts	1	3
						85 A Bradley	2	9	132 A Oral Roberts	2	19
						85 H Bradley	7	14	132 H Oral Roberts	8	2
						93 A Kansas	6	19	132 H Oral Roberts	1	0
									132 H Oral Roberts	4	5
									153 A Middle Tenn.	7	11
									153 A Middle Tenn.	0	2
									153 A Middle Tenn.	3	9
									222 A SIUE	4	3
									222 H SIUE	8	2
									238 H North Dakota St.	6	3
									238 H North Dakota St.	1	2
									238 H North Dakota St.	2	0
									238 N North Dakota St.	4	0
									238 N North Dakota St.	0	2
									238 N North Dakota St.	1	3
									238 N North Dakota St.	7	2
									243 A Murray St.	3	4
									243 N Murray St.	5	11
									243 N Murray St.	4	5
									250 A South Dakota St.	4	3
									250 A South Dakota St.	9	6
									250 A South Dakota St.	7	13
									250 H South Dakota St.	3	6
									250 N South Dakota St.	4	8
									268 A Evansville	0	8
									268 A Evansville	3	6
									268 A Evansville	0	4
									284 A Omaha	12	8
									284 A Omaha	4	7
									284 A Omaha	4	1
									284 H Omaha	5	8

Non-Div. I Games: Maryville (MO) 4 3

Western III.

Western Illinois.

W
e
s
t
e
r
n
I
l
l
.

Western III.

Average RPI Win:	227	WON-LOST RECORD	WINNING PCT. RANK	LAST 10 GAMES	STRENGTH OF SCHEDULE	OPP. STRENGTH OF SCHEDULE	TEAM RPI	ADJ RPI	CONF. RPI	ADJ CONF. RPI	
Average RPI Loss:	142										
DIV. I ONLY	9-39-0	.1875	294	1-9-0	183	235	281	.40972	281	12	12
DIV. I NON-CONF.	8-22-0	.26667	253	0-2-0	258	285	281	.40497	281	14	14
<hr/>											
TOTALS	RPI 1-25	RPI 26-50		W-L RECORDS	RPI 51-100		RPI 101-150		RPI 150+		
9-39-0	0-0-0	0-4-0		OVERALL	1-10-0		0-6-0		8-19-0		
2-21-0	0-0-0	0-3-0		HOME	1-7-0		0-3-0		1-8-0		
6-13-0	0-0-0	0-0-0		AWAY	0-3-0		0-3-0		6-7-0		
1-5-0	0-0-0	0-1-0		NEUTRAL	0-0-0		0-0-0		1-4-0		
8-22-0	0-0-0	0-1-0		NON-CONFERENCE	1-4-0		0-3-0		7-14-0		
2-12-0	0-0-0	0-0-0		HOME	1-4-0		0-0-0		1-8-0		
5-5-0	0-0-0	0-0-		AWAY	0-0-0		0-3-0		5-2-0		
1-5-0	0-0-0	0-1-0		NEUTRAL	0-0-0		0-0-0		1-4-0		
1-17-0	0-0-0	0-3-0		CONFERENCE	0-6-0		0-3-0		1-5-0		
0-9-0	0-0-0	0-3-0		HOME	0-3-0		0-3-0		0-0-0		
1-8-0	0-0-0	0-0-0		AWAY	0-3-0		0-0-0		1-5-0		
0-0-0	0-0-0	0-0-0		NEUTRAL	0-0-0		0-0-0		0-0-0		
RPI	S	Opponent	Score	RPI	S	Opponent	Score	RPI	S	Opponent	Score
				33	H	St. John's (NY)	1 6	120	H	Butler	4 5
				33	H	St. John's (NY)	3 6	120	H	Butler	3 4
				33	H	St. John's (NY)	2 8	120	H	Butler	5 13
				39	N	Northeastern	0 1	121	A	Southern California	6 15
								70	A	Seton Hall	1 2
								121	A	Southern California	6 12
								70	A	Seton Hall	2 11
								121	A	Southern California	2 5
								154	H	NJIT	0 1
								76	H	Wagner	4 8
								154	H	NJIT	2 3
								76	H	Wagner	2 7
								159	A	Xavier	6 8
								76	H	Wagner	7 8
								159	A	Xavier	13 10
								76	H	Wagner	5 6
								159	A	Xavier	1 23
								77	H	Army West Point	12 4
								174	N	George Mason	1 6
								179	H	Manhattan	5 7
								191	A	Georgetown	7 8
								191	A	Georgetown	1 4
								191	A	Georgetown	3 9
								207	N	Western Mich.	0 6
								214	A	Bucknell	6 4
								214	N	Bucknell	6 4
								214	N	Bucknell	1 11
								227	A	Saint Joseph's	3 2
								227	H	Saint Joseph's	4 6
								240	H	Penn St.	4 7
								246	H	Sacred Heart	2 3
								247	N	Dartmouth	7 12
								252	A	Lafayette	6 7
								258	H	Penn	1 7
								258	H	Penn	1 2
								283	A	La Salle	6 7
								283	H	La Salle	5 2
								290	A	Norfolk St.	14 1
								290	A	Norfolk St.	11 3
								290	A	Norfolk St.	4 2
LAST 10 GAMES				62	H	Creighton	1 6	258	H	Penn	1 7
				159	A	Xavier	6 8	62	H	Creighton	0 4
				159	A	Xavier	13 10	258	H	Penn	1 7
				159	A	Xavier	1 23	191	A	Georgetown	1 4
				240	H	Penn St.	4 7	191	A	Georgetown	7 8
				62	H	Creighton	2 3				

Non-Div. I Games:

Villanova

Average RPI Win: 210		WON-LOST	WINNING	LAST 10	STRENGTH OF		OPP. STRENGTH	TEAM	ADJ	CONF.	ADJ CONF.
Average RPI Loss: 172		RECORD	PCT. RANK	GAMES	SCHEDULE		OF SCHEDULE	RPI	RPI	RPI	RPI
DIV. I ONLY		11-39-0	.22	287	1-9-0		237	242	282	.40723	282
DIV. I NON-CONF.		5-20-0	.2	271	0-2-0		246	240	276	.41377	276
TOTALS		RPI 1-25	RPI 26-50		W-L RECORDS		RPI 51-100		RPI 101-150		RPI 150+
11-39-0	0-1-0	0-0-0		OVERALL		0-7-0		3-6-0		8-25-0	
6-9-0	0-0-0	0-0-0		HOME		0-1-0		1-2-0		5-6-0	
4-29-0	0-1-0	0-0-0		AWAY		0-6-0		1-3-0		3-19-0	
1-1-0	0-0-0	0-0-0		NEUTRAL		0-0-0		1-1-0		0-0-0	
5-20-0	0-1-0	0-0-0		NON-CONFERENCE		0-4-0		1-2-0		4-13-0	
1-2-0	0-0-0	0-0-0		HOME		0-1-0		0-0-0		1-1-0	
3-17-0	0-1-0	0-0-		AWAY		0-3-0		0-1-0		3-12-0	
1-1-0	0-0-0	0-0-0		NEUTRAL		0-0-0		1-1-0		0-0-0	
6-19-0	0-0-0	0-0-0		CONFERENCE		0-3-0		2-4-0		4-12-0	
5-7-0	0-0-0	0-0-0		HOME		0-0-0		1-2-0		4-5-0	
1-12-0	0-0-0	0-0-0		AWAY		0-3-0		1-2-0		0-7-0	
0-0-0	0-0-0	0-0-0		NEUTRAL		0-0-0		0-0-0		0-0-0	
RPI S Opponent Score	RPI S Opponent Score		RPI S Opponent Score		RPI S Opponent Score		RPI S Opponent Score		RPI S Opponent Score		
24 A NC State	1	11			59 A Kent St.	0	11	109 A Campbell	3	17	
					59 A Kent St.	1	8	136 N Canisius	12	10	
					59 A Kent St.	0	12	136 N Canisius	2	9	
					63 A Michigan	4	5	149 A Miami (OH)	0	7	
					63 A Michigan	7	10	149 A Miami (OH)	5	8	
					63 A Michigan	6	8	149 A Miami (OH)	10	9	
					69 H Wright St.	2	5	150 H Ball St.	6	9	
								150 H Ball St.	3	9	
								150 H Ball St.	6	5	
								175 A Eastern Ky.	0	9	
								184 A Dayton	5	14	
								184 H Dayton	5	4	
								200 A Southeast Mo. St.	5	2	
								200 A Southeast Mo. St.	4	8	
								200 A Southeast Mo. St.	9	7	
								200 A Southeast Mo. St.	7	9	
								201 A UAB	2	6	
								201 A UAB	3	4	
								201 A UAB	2	4	
								204 A Central Mich.	3	4	
								204 A Central Mich.	6	9	
								204 A Central Mich.	4	8	
								206 A Western Ky.	4	5	
								206 A Western Ky.	3	9	
								206 A Western Ky.	5	17	
								207 A Western Mich.	4	9	
								217 A Toledo	0	4	
								217 A Toledo	0	3	
								217 A Toledo	6	11	
								218 H Eastern Mich.	2	9	
								218 H Eastern Mich.	3	4	
								218 H Eastern Mich.	10	3	
								234 H Northern Ill.	4	12	
								234 H Northern Ill.	7	5	
LAST 10 GAMES											
217 A Toledo	0	3	234 H Northern Ill.	7	5	217 A Toledo	3	4	217 A Toledo	6	11
217 A Toledo	0	4	234 H Northern Ill.	3	4	217 A Toledo	3	4	218 H Eastern Mich.	2	9
217 A Toledo	6	11	184 A Dayton	5	14	217 A Toledo	5	14	218 H Eastern Mich.	3	4
69 H Wright St.	2	5	59 A Kent St.	1	8	218 H Eastern Mich.	1	8	218 H Eastern Mich.	10	3
234 H Northern Ill.	4	12	59 A Kent St.	0	12	234 H Northern Ill.	0	12	234 H Northern Ill.	4	12
						234 H Northern Ill.			234 H Northern Ill.	7	5

Non-Div. I Games:

Bowl ing Green

RPI	S	Opponent	Score	
234	H	Northern Ill.	3	4
263	A	Youngstown St.	4	13
263	H	Youngstown St.	6	9
268	A	Evansville	2	3
272	H	Ohio	3	11
272	H	Ohio	3	1
272	H	Ohio	6	4
291	A	Purdue Fort Wayne	4	3

Bowl ing Green

B
o
w
l
i
n
g
G
r
e
e
n

B
o
w
l
i
n
g
G
r
e
e
n

Average RPI Win: 252		WON-LOST RECORD		WINNING PCT. RANK		LAST 10 GAMES		STRENGTH OF SCHEDULE		OPP. STRENGTH OF SCHEDULE		TEAM RPI		ADJ RPI		CONF. RPI		ADJ CONF. RPI	
DIV. I ONLY		14-41-0		.25455 279		0-10-0		266		243		283		.40681 283		19		19	
DIV. I NON-CONF.		10-21-0		.32258 241		0-2-0		291		279		282		.40342 282		20		20	
TOTALS		RPI 1-25		RPI 26-50		W-L RECORDS		RPI 51-100		RPI 101-150		RPI 150+							
14-41-0		0-0-0		0-3-0		OVERALL		0-4-0		1-14-0		13-20-0							
6-13-0		0-0-0		0-0-0		HOME		0-4-0		1-2-0		5-7-0							
8-27-0		0-0-0		0-3-0		AWAY		0-0-0		0-12-0		8-12-0							
0-1-0		0-0-0		0-0-0		NEUTRAL		0-0-0		0-0-0		0-1-0							
10-21-0		0-0-0		0-3-0		NON-CONFERENCE		0-1-0		0-3-0		10-14-0							
4-3-0		0-0-0		0-0-0		HOME		0-1-0		0-0-0		4-2-0							
6-17-0		0-0-0		0-0-		AWAY		0-0-0		0-3-0		6-11-0							
0-1-0		0-0-0		0-0-0		NEUTRAL		0-0-0		0-0-0		0-1-0							
4-20-0		0-0-0		0-0-0		CONFERENCE		0-3-0		1-11-0		3-6-0							
2-10-0		0-0-0		0-0-0		HOME		0-3-0		1-2-0		1-5-0							
2-10-0		0-0-0		0-0-0		AWAY		0-0-0		0-9-0		2-1-0							
0-0-0		0-0-0		0-0-0		NEUTRAL		0-0-0		0-0-0		0-0-0							
RPI	S	Opponent	Score		RPI	S	Opponent	Score		RPI	S	Opponent	Score						
					47	A	Missouri	5	8	76	H	Wagner	3	15					
					47	A	Missouri	0	7	95	H	Saint Louis	1	15					
					47	A	Missouri	1	7	95	H	Saint Louis	1	11					
										95	H	Saint Louis	0	5					
										103	A	George Washington	6	11					
										103	A	George Washington	4	5					
										103	A	George Washington	2	8					
										106	A	Rhode Island	1	2					
										106	A	Rhode Island	5	10					
										106	A	Rhode Island	1	7					
										116	H	Fordham	8	12					
										116	H	Fordham	3	4					
										116	H	Fordham	6	5					
										117	A	Richmond	1	6					
										117	A	Richmond	6	8					
										117	A	Richmond	6	13					
										131	A	Kansas St.	1	5					
										131	A	Kansas St.	3	9					
										131	A	Kansas St.	10	11					
										158	A	Delaware	4	8					
										158	H	Delaware	3	7					
										166	A	Rutgers	1	11					
										166	A	Rutgers	1	0					
										166	A	Rutgers	3	11					
										174	H	George Mason	4	15					
										174	H	George Mason	2	9					
										174	H	George Mason	3	5					
										179	H	Manhattan	6	11					
										191	A	Georgetown	5	8					
										211	A	LIU Brooklyn	6	12					
										227	H	Saint Joseph's	3	12					
										227	H	Saint Joseph's	1	5					
										227	H	Saint Joseph's	10	2					
										244	A	The Citadel	7	8					
										244	A	The Citadel	6	4					
										244	A	The Citadel	6	7					
										246	H	Sacred Heart	2	0					
										258	A	Penn	7	17					
LAST 10 GAMES																			
					191	A	Georgetown	5	8	117	A	Richmond	1	6					
					174	H	George Mason	4	15	117	A	Richmond	6	8					
					174	H	George Mason	2	9	117	A	Richmond	6	13					
					174	H	George Mason	3	5	106	A	Rhode Island	1	7					
					158	A	Delaware	4	8	106	A	Rhode Island	1	2					

Non-Div. I Games:

La Salle

RPI	S	Opponent	Score	
259	A	Massachusetts	4	3
259	A	Massachusetts	2	3
259	A	Massachusetts	5	4
276	A	Presbyteria n	4	13
276	A	Presbyteria n	5	4
276	A	Presbyteria n	3	7
276	A	Presbyteria n	16	7
281	A	Villanova	2	5
281	H	Villanova	7	6
285	A	Rider	8	7
293	N	Fairleigh Dickinson	8	9
296	A	UMES	12	1
296	H	UMES	6	1
297	H	Delaware St.	6	4

Average RPI Win: 237		WON-LOST RECORD		WINNING PCT. RANK		LAST 10 GAMES		STRENGTH OF SCHEDULE		OPP. STRENGTH OF SCHEDULE		TEAM RPI		ADJ RPI		CONF. RPI		ADJ CONF. RPI	
DIV. I ONLY		15-35-0		.3 266		1-9-0		275		274		284		.40356 284		29		29	
DIV. I NON-CONF.		5-18-0		.21739 265		0-2-0		221		194		270		.42244 270		29		29	
TOTALS		RPI 1-25		RPI 26-50		W-L RECORDS		RPI 51-100		RPI 101-150		RPI 150+							
15-35-0		0-1-0		0-0-0		OVERALL		0-9-0		3-6-0		12-19-0							
8-9-0		0-0-0		0-0-0		HOME		0-2-0		2-2-0		6-5-0							
3-23-0		0-1-0		0-0-0		AWAY		0-7-0		1-4-0		2-11-0							
4-3-0		0-0-0		0-0-0		NEUTRAL		0-0-0		0-0-0		4-3-0							
5-18-0		0-1-0		0-0-0		NON-CONFERENCE		0-9-0		1-2-0		4-6-0							
0-3-0		0-0-0		0-0-0		HOME		0-2-0		0-1-0		0-0-0							
1-12-0		0-1-0		0-0-		AWAY		0-7-0		1-1-0		0-3-0							
4-3-0		0-0-0		0-0-0		NEUTRAL		0-0-0		0-0-0		4-3-0							
10-17-0		0-0-0		0-0-0		CONFERENCE		0-0-0		2-4-0		8-13-0							
8-6-0		0-0-0		0-0-0		HOME		0-0-0		2-1-0		6-5-0							
2-11-0		0-0-0		0-0-0		AWAY		0-0-0		0-3-0		2-8-0							
0-0-0		0-0-0		0-0-0		NEUTRAL		0-0-0		0-0-0		0-0-0							
RPI S	Opponent	Score		RPI S	Opponent	Score		RPI S	Opponent	Score		RPI S	Opponent	Score					
12 A	Minnesota	3	5					54 A	Wichita St.	2	6	105 A	Nebraska	8	7				
								54 A	Wichita St.	0	3	131 A	Kansas St.	0	3				
								54 A	Wichita St.	3	4	131 H	Kansas St.	5	6				
								62 A	Creighton	2	9	132 A	Oral Roberts	6	7				
								62 A	Creighton	1	8	132 A	Oral Roberts	1	7				
								62 H	Creighton	6	10	132 A	Oral Roberts	1	2				
								93 A	Kansas	2	6	132 H	Oral Roberts	4	3				
								93 A	Kansas	6	8	132 H	Oral Roberts	8	2				
								93 H	Kansas	5	9	132 H	Oral Roberts	8	16				
												190 A	BYU	3	13				
												190 A	BYU	1	8				
												190 A	BYU	4	6				
												232 N	Northwestern	1	3				
												232 N	Northwestern	14	8				
												232 N	Northwestern	10	5				
												238 A	North Dakota St.	0	10				
												238 A	North Dakota St.	13	2				
												238 A	North Dakota St.	1	9				
												238 H	North Dakota St.	0	2				
												238 H	North Dakota St.	1	2				
												250 A	South Dakota St.	6	8				
												250 A	South Dakota St.	4	14				
												250 A	South Dakota St.	4	5				
												250 H	South Dakota St.	8	5				
												250 H	South Dakota St.	5	3				
												250 H	South Dakota St.	2	6				
												272 N	Ohi o	1	4				
												272 N	Ohi o	2	5				
												272 N	Ohi o	6	5				
												272 N	Ohi o	4	0				
												280 A	Western III.	8	5				
												280 H	Western III.	8	12				
												280 H	Western III.	7	4				
												280 H	Western III.	1	4				

Non-Div. I Games:

Omaha




RPI	S	Opponent	Score	
291	A	Purdue Fort Wayne	0	11
291	A	Purdue Fort Wayne	0	5
291	A	Purdue Fort Wayne	2	11
291	H	Purdue Fort Wayne	7	0
291	H	Purdue Fort Wayne	12	8
291	H	Purdue Fort Wayne	15	0

O
m
a
h
a

O
m
a
h
a

Omaha

Non-Div. I Games:

 Tie,  Loss,  Non-Conf,S Site, H Home, A Away, N Neutral Page 434

RPI	S	Opponent	Score	
272	N	Ohi o	6	5
272	N	Ohi o	5	6
272	N	Ohi o	6	4
272	N	Ohi o	2	10
283	H	La Salle	7	8
295	H	Saint Peter's	9	2
295	H	Saint Peter's	13	7
295	H	Saint Peter's	17	7
297	A	Del aware St.	8	6
297	A	Del aware St.	3	1
297	A	Del aware St.	3	4

Average RPI Win: 277		WON-LOST	WINNING	LAST 10	STRENGTH OF		OPP. STRENGTH	TEAM	ADJ	CONF.	ADJ CONF.
Average RPI Loss: 172		RECORD	PCT. RANK	GAMES	SCHEDULE		OF SCHEDULE	RPI	RPI	RPI	RPI
DIV. I ONLY		12-35-0	.25532	275	5-5-0		248	283	286	.3966	286
DIV. I NON-CONF.		3-20-0	.13043	285	0-4-0		106	225	279	.40621	280
TOTALS		RPI 1-25	RPI 26-50		W-L RECORDS		RPI 51-100		RPI 101-150		RPI 150+
12-35-0		0-3-0	0-3-0		OVERALL		0-8-0		0-0-0		12-21-0
9-12-0		0-2-0	0-0-0		HOME		0-3-0		0-0-0		9-7-0
3-23-0		0-1-0	0-3-0		AWAY		0-5-0		0-0-0		3-14-0
0-0-0		0-0-0	0-0-0		NEUTRAL		0-0-0		0-0-0		0-0-0
3-20-0		0-3-0	0-3-0		NON-CONFERENCE		0-8-0		0-0-0		3-6-0
3-6-0		0-2-0	0-0-0		HOME		0-3-0		0-0-0		3-1-0
0-14-0		0-1-0	0-0-		AWAY		0-5-0		0-0-0		0-5-0
0-0-0		0-0-0	0-0-0		NEUTRAL		0-0-0		0-0-0		0-0-0
9-15-0		0-0-0	0-0-0		CONFERENCE		0-0-0		0-0-0		9-15-0
6-6-0		0-0-0	0-0-0		HOME		0-0-0		0-0-0		6-6-0
3-9-0		0-0-0	0-0-0		AWAY		0-0-0		0-0-0		3-9-0
0-0-0		0-0-0	0-0-0		NEUTRAL		0-0-0		0-0-0		0-0-0
RPI S	Opponent	Score	RPI S	Opponent	Score	RPI S	Opponent	Score	RPI S	Opponent	Score
9 A	Auburn	5 19	41 A	Troy	2 10	82 A	Al abama	0 15	201 A	UAB	3 6
15 H	Tennessee Tech	8 12	47 A	Missouri	3 7	82 A	Al abama	0 14	210 A	N. C. A&T	4 5
15 H	Tennessee Tech	0 17	47 A	Missouri	0 14	90 A	Samford	2 9	210 A	N. C. A&T	5 15
						90 A	Samford	2 3	210 A	N. C. A&T	1 13
						90 A	Samford	2 6	225 A	Jackson St.	6 16
						100 H	Morehead St.	1 7	225 A	Jackson St.	2 13
						100 H	Morehead St.	0 5	225 A	Jackson St.	7 10
						100 H	Morehead St.	0 5	225 H	Jackson St.	0 8
									225 H	Jackson St.	0 11
									225 H	Jackson St.	4 8
									236 A	Al abama St.	11 12
									236 A	Al abama St.	5 15
									236 A	Al abama St.	4 12
									236 H	Al abama St.	7 6
									236 H	Al abama St.	4 5
									236 H	Al abama St.	3 0
									243 A	Murray St.	5 13
									243 H	Murray St.	4 1
									287 A	Al corn	8 4
									287 A	Al corn	12 7
									287 A	Al corn	3 4
									287 H	Al corn	11 1
									287 H	Al corn	4 15
									287 H	Al corn	4 5
									291 H	Purdue Fort Wayne	8 7
									291 H	Purdue Fort Wayne	5 2
									291 H	Purdue Fort Wayne	4 7
									292 A	Mi ssi ssi ppi Val .	7 12
									292 A	Mi ssi ssi ppi Val .	8 6
									292 A	Mi ssi ssi ppi Val .	5 10
									292 H	Mi ssi ssi ppi Val .	15 5
									292 H	Mi ssi ssi ppi Val .	12 2
									292 H	Mi ssi ssi ppi Val .	7 2
LAST 10 GAMES			LAST 10 GAMES			LAST 10 GAMES			LAST 10 GAMES		
			287 A	Al corn	12 7				292 H	Mi ssi ssi ppi Val .	12 2
			287 A	Al corn	8 4				292 H	Mi ssi ssi ppi Val .	7 2
			287 A	Al corn	3 4				210 A	N. C. A&T	4 5
			243 A	Murray St.	5 13				210 A	N. C. A&T	1 13
			292 H	Mi ssi ssi ppi Val .	15 5				210 A	N. C. A&T	5 15

Non-Div. I Games: North Ala. 5 10 North Ala. 10 13

Al abama A&M

Average RPI Win: 277		WON-LOST	WINNING	LAST 10	STRENGTH OF		OPP. STRENGTH	TEAM	ADJ		CONF.	ADJ CONF.
Average RPI Loss: 216		RECORD	PCT. RANK	GAMES	SCHEDULE		OF SCHEDULE	RPI	RPI		RPI	RPI
DIV. I ONLY		12-38-0	.24 281	2-8-0	270		293	287	.3919 287		30	30
DIV. I NON-CONF.		2-14-0	.125 286	0-3-0	85		269	256	.43489 258		30	30
TOTALS		RPI 1-25	RPI 26-50		W-L RECORDS		RPI 51-100		RPI 101-150		RPI 150+	
12-38-0		0-1-0	0-0-0		OVERALL		0-3-0		0-3-0		12-31-0	
3-10-0		0-0-0	0-0-0		HOME		0-0-0		0-0-0		3-10-0	
6-25-0		0-1-0	0-0-0		AWAY		0-3-0		0-3-0		6-18-0	
3-3-0		0-0-0	0-0-0		NEUTRAL		0-0-0		0-0-0		3-3-0	
2-14-0		0-1-0	0-0-0		NON-CONFERENCE		0-3-0		0-3-0		2-7-0	
0-0-0		0-0-0	0-0-0		HOME		0-0-0		0-0-0		0-0-0	
2-14-0		0-1-0	0-0-		AWAY		0-3-0		0-3-0		2-7-0	
0-0-0		0-0-0	0-0-0		NEUTRAL		0-0-0		0-0-0		0-0-0	
10-24-0		0-0-0	0-0-0		CONFERENCE		0-0-0		0-0-0		10-24-0	
3-10-0		0-0-0	0-0-0		HOME		0-0-0		0-0-0		3-10-0	
4-11-0		0-0-0	0-0-0		AWAY		0-0-0		0-0-0		4-11-0	
3-3-0		0-0-0	0-0-0		NEUTRAL		0-0-0		0-0-0		3-3-0	
RPI S	Opponent	Score	RPI S	Opponent	Score	RPI S	Opponent	Score	RPI S	Opponent	Score	
18 A	Mississippi St.	1 17				79 A	Southeastern La.	1 7	141 A	Mercer	3 17	
						79 A	Southeastern La.	1 9	141 A	Mercer	3 10	
						82 A	Alabama	0 3	141 A	Mercer	1 19	
									182 A	Seattle U	6 13	
									182 A	Seattle U	1 11	
									182 A	Seattle U	0 13	
									188 A	Nicholls St.	0 18	
									188 A	Nicholls St.	6 13	
									215 N	Texas Southern	3 10	
									225 A	Jackson St.	10 3	
									225 A	Jackson St.	3 7	
									225 A	Jackson St.	4 7	
									225 H	Jackson St.	2 9	
									225 H	Jackson St.	8 13	
									225 H	Jackson St.	10 17	
									225 N	Jackson St.	3 4	
									236 A	Alabama St.	0 5	
									236 A	Alabama St.	0 12	
									236 A	Alabama St.	1 6	
									236 H	Alabama St.	3 16	
									236 H	Alabama St.	5 6	
									236 H	Alabama St.	5 17	
									256 A	Florida A&M	4 21	
									256 A	Florida A&M	8 5	
									256 A	Florida A&M	3 11	
									256 A	Florida A&M	7 2	
									271 A	Grambling	7 8	
									271 A	Grambling	5 12	
									271 H	Grambling	2 15	
									271 N	Grambling	5 6	
									279 N	Ark. -Pine Bluff	5 4	
									279 N	Ark. -Pine Bluff	14 13	
									286 A	Alabama A&M	1 11	
									286 A	Alabama A&M	15 4	
LAST 10 GAMES			LAST 10 GAMES			LAST 10 GAMES			LAST 10 GAMES			
			225 N	Jackson St.	3 4	141 A	Mercer	3 17				
			279 N	Ark. -Pine Bluff	14 13	286 H	Alabama A&M	7 12				
			215 N	Texas Southern	3 10	286 H	Alabama A&M	4 8				
			141 A	Mercer	1 19	286 H	Alabama A&M	4 3				
			141 A	Mercer	3 10	225 A	Jackson St.	4 7				

Non-Div. I Games: Tougaloo 1 9 Tougaloo 10 6

Al corn

RPI	S	Opponent	Score	
286	A	Al abama A&M	5	4
286	H	Al abama A&M	4	8
286	H	Al abama A&M	7	12
286	H	Al abama A&M	4	3
288	A	Southern U.	1	6
292	A	Mi ssi ssi ppi Val .	5	9
292	A	Mi ssi ssi ppi Val .	10	2
292	A	Mi ssi ssi ppi Val .	5	6
292	H	Mi ssi ssi ppi Val .	0	5
292	H	Mi ssi ssi ppi Val .	11	10
292	H	Mi ssi ssi ppi Val .	11	4
294	N	Prai ri e Vi ew	8	4

Al corn

A
l
c
o
r
n

A
l
c
o
r
n

Average RPI Win: 269		WON-LOST	WINNING	LAST 10	STRENGTH OF		OPP. STRENGTH	TEAM	ADJ	CONF.	ADJ CONF.
Average RPI Loss: 206		RECORD	PCT. RANK	GAMES	SCHEDULE		OF SCHEDULE	RPI	RPI	RPI	RPI
DIV. I ONLY		9-33-0	.21429	288	2-8-0		271	292	288	.38197	288
DIV. I NON-CONF.		0-14-0	0	295	0-3-0		132	143	290	.38023	290
TOTALS		RPI 1-25	RPI 26-50		W-L RECORDS		RPI 51-100		RPI 101-150		RPI 150+
9-33-0		0-1-0	0-3-0		OVERALL		0-0-0		0-3-0		9-26-0
4-10-0		0-0-0	0-0-0		HOME		0-0-0		0-1-0		4-9-0
4-20-0		0-1-0	0-3-0		AWAY		0-0-0		0-2-0		4-14-0
1-3-0		0-0-0	0-0-0		NEUTRAL		0-0-0		0-0-0		1-3-0
0-14-0		0-1-0	0-3-0		NON-CONFERENCE		0-0-0		0-3-0		0-7-0
0-3-0		0-0-0	0-0-0		HOME		0-0-0		0-1-0		0-2-0
0-8-0		0-1-0	0-0-		AWAY		0-0-0		0-2-0		0-2-0
0-3-0		0-0-0	0-0-0		NEUTRAL		0-0-0		0-0-0		0-3-0
9-19-0		0-0-0	0-0-0		CONFERENCE		0-0-0		0-0-0		9-19-0
4-7-0		0-0-0	0-0-0		HOME		0-0-0		0-0-0		4-7-0
4-12-0		0-0-0	0-0-0		AWAY		0-0-0		0-0-0		4-12-0
1-0-0		0-0-0	0-0-0		NEUTRAL		0-0-0		0-0-0		1-0-0
RPI S	Opponent	Score	RPI S	Opponent	Score	RPI S	Opponent	Score	RPI S	Opponent	Score
18 A	Mississippi St.	0 5	26 A	LSU	2 8				147 A	New Orleans	2 6
			37 A	DBU	3 10				147 A	New Orleans	3 14
			38 A	Southern Miss.	1 12				147 H	New Orleans	5 7
									159 N	Xavier	1 6
									188 A	Nicholls St.	4 8
									188 H	Nicholls St.	3 12
									197 A	Incarinate Word	4 6
									205 N	UIC	0 3
									205 N	UIC	5 9
									215 A	Texas Southern	6 7
									215 A	Texas Southern	0 4
									215 A	Texas Southern	5 7
									215 H	Texas Southern	1 8
									215 H	Texas Southern	9 8
									224 H	Lamar University	12 14
									225 A	Jackson St.	1 3
									225 H	Jackson St.	2 3
									236 A	Alabama St.	0 14
									236 A	Alabama St.	7 3
									236 A	Alabama St.	6 12
									271 A	Grambling	18 19
									271 A	Grambling	13 2
									271 A	Grambling	6 10
									271 H	Grambling	5 11
									271 H	Grambling	1 0
									271 H	Grambling	6 11
									271 N	Grambling	8 7
									279 A	Ark. -Pine Bluff	5 6
									279 A	Ark. -Pine Bluff	5 6
									279 A	Ark. -Pine Bluff	12 1
									279 H	Ark. -Pine Bluff	7 8
									287 H	Alcorn	6 1
									294 A	Prairie View	13 11
									294 A	Prairie View	6 7
LAST 10 GAMES			LAST 10 GAMES			LAST 10 GAMES			LAST 10 GAMES		
188 A	Nicholls St.	4 8	294 H	Prairie View	13 3	294 H	Prairie View	13 3			
225 H	Jackson St.	2 3	224 H	Lamar University	12 14	224 H	Lamar University	12 14			
225 A	Jackson St.	1 3	188 H	Nicholls St.	3 12	188 H	Nicholls St.	3 12			
294 H	Prairie View	7 8	271 H	Grambling	1 0	271 H	Grambling	1 0			
294 H	Prairie View	4 6	271 H	Grambling	6 11	271 H	Grambling	6 11			

Non-Div. I Games:

Southern U.

RPI	S	Opponent	Score	
294	A	Prairie View	8	9
294	H	Prairie View	7	8
294	H	Prairie View	4	6
294	H	Prairie View	13	3

S
o
u
t
h
e
r
n
U
.

S
o
u
t
h
e
r
n
U
.

Southern U.

Average RPI Win:		242	WON-LOST RECORD		WINNING PCT. RANK		LAST 10 GAMES		STRENGTH OF SCHEDULE		OPP. STRENGTH OF SCHEDULE		TEAM RPI		ADJ RPI		CONF. RPI		ADJ CONF. RPI	
DIV. I ONLY			7-34-0		.17073 296		2-8-0		251		280		289		.3795 289		31		31	
DIV. I NON-CONF.			1-13-0		.07143 290		0-1-0		137		243		289		.3885 288		31		31	
TOTALS		RPI 1-25		RPI 26-50		W-L RECORDS		RPI 51-100		RPI 101-150		RPI 150+								
7-34-0		0-0-0		0-3-0		OVERALL		0-0-0		0-5-0		7-26-0								
4-17-0		0-0-0		0-0-0		HOME		0-0-0		0-1-0		4-16-0								
3-17-0		0-0-0		0-3-0		AWAY		0-0-0		0-4-0		3-10-0								
0-0-0		0-0-0		0-0-0		NEUTRAL		0-0-0		0-0-0		0-0-0								
1-13-0		0-0-0		0-3-0		NON-CONFERENCE		0-0-0		0-5-0		1-5-0								
1-5-0		0-0-0		0-0-0		HOME		0-0-0		0-1-0		1-4-0								
0-8-0		0-0-0		0-0-		AWAY		0-0-0		0-4-0		0-1-0								
0-0-0		0-0-0		0-0-0		NEUTRAL		0-0-0		0-0-0		0-0-0								
6-21-0		0-0-0		0-0-0		CONFERENCE		0-0-0		0-0-0		6-21-0								
3-12-0		0-0-0		0-0-0		HOME		0-0-0		0-0-0		3-12-0								
3-9-0		0-0-0		0-0-0		AWAY		0-0-0		0-0-0		3-9-0								
0-0-0		0-0-0		0-0-0		NEUTRAL		0-0-0		0-0-0		0-0-0								
RPI	S	Opponent	Score	RPI	S	Opponent	Score	RPI	S	Opponent	Score	RPI	S	Opponent	Score					
				45	A	UCF	0 4			115	A	North Florida	1	7						
				45	A	UCF	4 15			137	A	Georgia St.	5	9						
				45	A	UCF	0 6			137	A	Georgia St.	2	10						
										141	A	Mercer	1	10						
										141	H	Mercer	3	8						
										195	A	Bethune-Cookman	5	6						
										195	A	Bethune-Cookman	3	1						
										195	A	Bethune-Cookman	2	6						
										195	H	Bethune-Cookman	0	6						
										195	H	Bethune-Cookman	6	7						
										195	H	Bethune-Cookman	5	9						
										209	H	Fairfield	0	6						
										210	A	N. C. A&T	6	9						
										210	A	N. C. A&T	0	5						
										210	A	N. C. A&T	6	5						
										210	H	N. C. A&T	1	12						
										210	H	N. C. A&T	2	3						
										210	H	N. C. A&T	2	3						
										211	H	LIU Brooklyn	3	2						
										211	H	LIU Brooklyn	5	7						
										211	H	LIU Brooklyn	0	6						
										226	A	N. C. Central	2	10						
										226	A	N. C. Central	6	1						
										226	A	N. C. Central	1	3						
										226	H	N. C. Central	3	10						
										226	H	N. C. Central	5	15						
										226	H	N. C. Central	2	3						
										254	A	Charleston So.	5	6						
										254	H	Charleston So.	5	7						
										256	A	Florida A&M	2	5						
										256	A	Florida A&M	8	9						
										256	A	Florida A&M	5	8						
										256	H	Florida A&M	16	15						
										256	H	Florida A&M	4	6						
LAST 10 GAMES				195 A Bethune-Cookman 5 6				210 A N. C. A&T 6 5				254 A Charleston So. 5 6								
				195 A Bethune-Cookman 2 6				137 A Georgia St. 2 10				254 H Charleston So. 5 7								
				195 A Bethune-Cookman 3 1				226 H N. C. Central 3 10				256 A Florida A&M 2 5								
				210 A N. C. A&T 6 9				226 H N. C. Central 5 15				256 A Florida A&M 8 9								
				210 A N. C. A&T 0 5				226 H N. C. Central 2 3				256 H Florida A&M 16 15								
												256 H Florida A&M 4 6								

Non-Div. I Games:

Savannah St.

RPI	S	Opponent	Score	
256	H	Florida A&M	5	13
297	H	Delaware St.	3	9
297	H	Delaware St.	8	1
297	H	Delaware St.	2	0

S
a
v
a
n
n
a
h
s
t
.

S
a
v
a
n
n
a
h
s
t
.

Savannah St.

Average RPI Win: 270		WON-LOST RECORD	WINNING PCT. RANK		LAST 10 GAMES		STRENGTH OF SCHEDULE		OPP. STRENGTH OF SCHEDULE		TEAM RPI	ADJ RPI		CONF. RPI	ADJ CONF. RPI		
Average RPI Loss: 232																	
DIV. I ONLY		19-30-0	.38776	228	3-7-0		295		295		290	.37921	290	31	31		
DIV. I NON-CONF.		4-17-0	.19048	275	2-3-0		280		275		293	.36658	293	31	31		
TOTALS		RPI 1-25		RPI 26-50		W-L RECORDS		RPI 51-100		RPI 101-150		RPI 150+					
19-30-0		0-1-0		0-0-0		OVERALL		0-0-0		0-1-0		19-28-0					
7-19-0		0-0-0		0-0-0		HOME		0-0-0		0-0-0		7-19-0					
11-9-0		0-1-0		0-0-0		AWAY		0-0-0		0-1-0		11-7-0					
1-2-0		0-0-0		0-0-0		NEUTRAL		0-0-0		0-0-0		1-2-0					
4-17-0		0-1-0		0-0-0		NON-CONFERENCE		0-0-0		0-1-0		4-15-0					
3-11-0		0-0-0		0-0-0		HOME		0-0-0		0-0-0		3-11-0					
1-6-0		0-1-0		0-0-		AWAY		0-0-0		0-1-0		1-4-0					
0-0-0		0-0-0		0-0-0		NEUTRAL		0-0-0		0-0-0		0-0-0					
15-13-0		0-0-0		0-0-0		CONFERENCE		0-0-0		0-0-0		15-13-0					
4-8-0		0-0-0		0-0-0		HOME		0-0-0		0-0-0		4-8-0					
10-3-0		0-0-0		0-0-0		AWAY		0-0-0		0-0-0		10-3-0					
1-2-0		0-0-0		0-0-0		NEUTRAL		0-0-0		0-0-0		1-2-0					
RPI	S	Opponent		Score		RPI	S	Opponent		Score		RPI	S	Opponent		Score	
16	A	East Carolina		1 9								129	A	VCU		4 6	
												156	H	Hofstra		6 8	
												156	H	Hofstra		0 4	
												156	H	Hofstra		1 5	
												181	H	Stony Brook		0 12	
												195	N	Bethune-Cookman		3 12	
												195	N	Bethune-Cookman		8 7	
												202	H	Lehi gh		7 3	
												202	H	Lehi gh		5 11	
												202	H	Lehi gh		3 19	
												202	H	Lehi gh		5 3	
												210	N	N. C. A&T		3 12	
												225	A	Jackson St.		2 1	
												225	A	Jackson St.		2 3	
												225	A	Jackson St.		4 8	
												226	A	N. C. Central		4 3	
												226	H	N. C. Central		7 20	
												242	A	William & Mary		4 10	
												246	H	Sacred Heart		4 9	
												248	A	Old Domini on		1 9	
												257	H	Iona		1 6	
												264	H	Longwood		9 2	
												275	A	Coppin St.		4 7	
												275	A	Coppin St.		1 2	
												275	A	Coppin St.		5 1	
												275	H	Coppin St.		0 10	
												275	H	Coppin St.		6 5	
												275	H	Coppin St.		5 7	
												275	H	Coppin St.		2 5	
												275	H	Coppin St.		8 9	
												281	H	Villanova		1 14	
												281	H	Villanova		3 11	
												281	H	Villanova		2 4	
												296	A	UMES		5 4	
LAST 10 GAMES																	
195 N Bethune-Cookman						3 12		225 A Jackson St.						2 3		9 7	
210 N N. C. A&T						3 12		16 A East Carolina						1 9		5 9	
195 N Bethune-Cookman						8 7		275 H Coppin St.						2 5		9 9	
225 A Jackson St.						4 8		275 H Coppin St.						8 9		14 11	
225 A Jackson St.						2 1		264 H Longwood						9 2		11 4	

Non-Div. I Games:

Norfolk St.

RPI	S	Opponent	Score	
296	A	UMES	11	6
296	A	UMES	4	2
296	A	UMES	6	2
296	A	UMES	6	7
296	A	UMES	6	5
296	H	UMES	10	2
296	H	UMES	2	8
296	H	UMES	8	6
297	A	Del aware St.	10	2
297	A	Del aware St.	6	1
297	A	Del aware St.	14	6
297	H	Del aware St.	12	8
297	H	Del aware St.	3	4
297	H	Del aware St.	2	5

Norfol k St.

N
o
r
f
o
l
k
S
t
.

N
o
r
f
o
l
k
S
t
.

Average RPI Win:		231	WON-LOST RECORD		WINNING PCT. RANK		LAST 10 GAMES		STRENGTH OF SCHEDULE		OPP. STRENGTH OF SCHEDULE		TEAM RPI		ADJ RPI		CONF. RPI		ADJ CONF. RPI	
DIV. I ONLY			11-37-0		.22917 284		1-9-0		286		282		292		.37205 291		29		29	
DIV. I NON-CONF.			4-14-0		.22222 263		0-2-0		255		268		272		.41872 272		29		29	
TOTALS		RPI 1-25		RPI 26-50		W-L RECORDS		RPI 51-100		RPI 101-150		RPI 150+								
11-37-0		0-0-0		0-1-0		OVERALL		1-2-0		2-9-0		8-25-0								
7-11-0		0-0-0		0-0-0		HOME		0-0-0		1-3-0		6-8-0								
4-23-0		0-0-0		0-1-0		AWAY		1-2-0		1-6-0		2-14-0								
0-3-0		0-0-0		0-0-0		NEUTRAL		0-0-0		0-0-0		0-3-0								
4-14-0		0-0-0		0-1-0		NON-CONFERENCE		1-2-0		1-4-0		2-7-0								
0-3-0		0-0-0		0-0-0		HOME		0-0-0		0-1-0		0-2-0								
4-11-0		0-0-0		0-0-		AWAY		1-2-0		1-3-0		2-5-0								
0-0-0		0-0-0		0-0-0		NEUTRAL		0-0-0		0-0-0		0-0-0								
7-23-0		0-0-0		0-0-0		CONFERENCE		0-0-0		1-5-0		6-18-0								
7-8-0		0-0-0		0-0-0		HOME		0-0-0		1-2-0		6-6-0								
0-12-0		0-0-0		0-0-0		AWAY		0-0-0		0-3-0		0-9-0								
0-3-0		0-0-0		0-0-0		NEUTRAL		0-0-0		0-0-0		0-3-0								
RPI	S	Opponent		Score		RPI	S	Opponent		Score		RPI	S	Opponent		Score				
						40	A	Purdue		3	27	97	A	Little Rock		3	2			
												97	A	Little Rock		1	7			
												97	A	Little Rock		0	2			
												120	A	Butler		7	8			
												120	A	Butler		5	1			
												120	A	Butler		7	8			
												120	H	Butler		5	9			
												132	A	Oral Roberts		4	12			
												132	A	Oral Roberts		1	12			
												132	A	Oral Roberts		1	11			
												132	H	Oral Roberts		0	14			
												132	H	Oral Roberts		1	6			
												132	H	Oral Roberts		3	2			
												150	A	Ball St.		2	3			
												184	H	Dayton		5	18			
												238	A	North Dakota St.		5	7			
												238	A	North Dakota St.		4	5			
												238	A	North Dakota St.		2	7			
												238	H	North Dakota St.		0	15			
												238	H	North Dakota St.		1	2			
												238	H	North Dakota St.		3	10			
												243	A	Murray St.		2	13			
												243	A	Murray St.		7	5			
												243	A	Murray St.		4	16			
												243	A	Murray St.		4	15			
												250	H	South Dakota St.		6	8			
												250	H	South Dakota St.		5	11			
												250	H	South Dakota St.		6	5			
												250	N	South Dakota St.		9	13			
												250	N	South Dakota St.		2	7			
												250	N	South Dakota St.		0	10			
												280	A	Western III.		3	6			
												280	A	Western III.		1	11			
												280	A	Western III.		5	8			
												280	H	Western III.		3	9			
												280	H	Western III.		6	1			
												280	H	Western III.		3	1			
LAST 10 GAMES																				
						132	H	Oral Roberts		1	6	238	A	North Dakota St.		4	5			
						132	H	Oral Roberts		0	14	238	A	North Dakota St.		2	7			
						132	H	Oral Roberts		3	2	40	A	Purdue		3	27			
						150	A	Ball St.		2	3	280	A	Western III.		5	8			
						238	A	North Dakota St.		5	7	280	A	Western III.		1	11			

Non-Div. I Games:

Purdue Fort Wayne

RPI	S	Opponent	Score	
282	H	Bowl ing Green	3	4
284	A	Omaha	8	12
284	A	Omaha	0	7
284	A	Omaha	0	15
284	H	Omaha	11	2
284	H	Omaha	11	0
284	H	Omaha	5	0
286	A	Al abama A&M	7	4
286	A	Al abama A&M	7	8
286	A	Al abama A&M	2	5

Purdue Fort Wayne

P
u
r
d
u
e
F
o
r
t
W
a
y
n
e

P
u
r
d
u
e
F
o
r
t
W
a
y
n
e

Average RPI Win: 260		WON-LOST RECORD		WINNING PCT. RANK		LAST 10 GAMES		STRENGTH OF SCHEDULE		OPP. STRENGTH OF SCHEDULE		TEAM RPI		ADJ RPI		CONF. RPI		ADJ CONF. RPI					
DIV. I ONLY		9-34-0		.2093		291		0-10-0		283		289		293		.36923		292		30		30	
DIV. I NON-CONF.		0-17-0		0		295		0-2-0		269		266		296		.33516		296		30		30	
TOTALS		RPI 1-25		RPI 26-50		W-L RECORDS		RPI 51-100		RPI 101-150		RPI 150+											
9-34-0		0-0-0		0-0-0		OVERALL		0-5-0		0-2-0		9-27-0											
6-8-0		0-0-0		0-0-0		HOME		0-0-0		0-0-0		6-8-0											
3-24-0		0-0-0		0-0-0		AWAY		0-5-0		0-2-0		3-17-0											
0-2-0		0-0-0		0-0-0		NEUTRAL		0-0-0		0-0-0		0-2-0											
0-17-0		0-0-0		0-0-0		NON-CONFERENCE		0-5-0		0-2-0		0-10-0											
0-2-0		0-0-0		0-0-0		HOME		0-0-0		0-0-0		0-2-0											
0-15-0		0-0-0		0-0-		AWAY		0-5-0		0-2-0		0-8-0											
0-0-0		0-0-0		0-0-0		NEUTRAL		0-0-0		0-0-0		0-0-0											
9-17-0		0-0-0		0-0-0		CONFERENCE		0-0-0		0-0-0		9-17-0											
6-6-0		0-0-0		0-0-0		HOME		0-0-0		0-0-0		6-6-0											
3-9-0		0-0-0		0-0-0		AWAY		0-0-0		0-0-0		3-9-0											
0-2-0		0-0-0		0-0-0		NEUTRAL		0-0-0		0-0-0		0-2-0											
RPI	S	Opponent	Score	RPI	S	Opponent	Score	RPI	S	Opponent	Score	RPI	S	Opponent	Score								
								87	A	New Mexico St.	0	39		143	A	Central Ark.	2	27					
								87	A	New Mexico St.	4	15		143	A	Central Ark.	4	19					
								87	A	New Mexico St.	0	20		177	A	Arkansas St.	0	9					
								94	A	Northwestern St.	0	21		188	A	Nicholls St.	3	4					
								94	A	Northwestern St.	0	34		192	A	Memphis	0	14					
														225	A	Jackson St.	4	16					
														225	A	Jackson St.	2	1					
														225	A	Jackson St.	5	9					
														225	H	Jackson St.	6	18					
														225	H	Jackson St.	11	7					
														225	H	Jackson St.	3	2					
														228	H	Eastern Ill.	0	6					
														228	H	Eastern Ill.	6	11					
														236	A	Alabama St.	10	7					
														236	A	Alabama St.	0	2					
														236	A	Alabama St.	1	5					
														236	H	Alabama St.	1	9					
														236	H	Alabama St.	7	8					
														236	H	Alabama St.	5	6					
														271	N	Grambling	5	14					
														274	A	Abilene Christian	4	20					
														274	A	Abilene Christian	6	15					
														274	A	Abilene Christian	7	8					
														274	A	Abilene Christian	3	11					
														274	A	Abilene Christian	4	15					
														286	A	Alabama A&M	2	12					
														286	A	Alabama A&M	2	7					
														286	A	Alabama A&M	5	15					
														286	H	Alabama A&M	12	7					
														286	H	Alabama A&M	6	8					
														286	H	Alabama A&M	10	5					
														287	A	Alcorn	5	0					
														287	A	Alcorn	4	11					
														287	A	Alcorn	10	11					

Non-Div. I Games: Stillman 15 4 Delta St. 6 5 Delta St. 5 10

RPI	S	Opponent	Score	
287	H	Al corn	6	5
287	H	Al corn	2	10
287	H	Al corn	9	5
294	N	Prairie View	1	13

Mississippi Val .

Mississippi Val .

Mississippi Val .

Average RPI Win:	283	WON-LOST RECORD	WINNING PCT. RANK	LAST 10 GAMES	STRENGTH OF SCHEDULE	OPP. STRENGTH OF SCHEDULE	TEAM RPI	ADJ RPI	CONF. RPI	ADJ CONF. RPI			
DIV. I ONLY		10-37-0	.21277	289	0-10-0	292	291	294	.36838	293	26	26	
DIV. I NON-CONF.		9-11-0	.45	181	0-0-0	297	297	283	.40301	283	28	28	
<hr/>													
TOTALS	RPI 1-25	RPI 26-50		W-L RECORDS		RPI 51-100		RPI 101-150		RPI 150+			
10-37-0	0-0-0	0-0-0		OVERALL		0-10-0		0-0-0		10-27-0			
1-15-0	0-0-0	0-0-0		HOME		0-4-0		0-0-0		1-11-0			
6-20-0	0-0-0	0-0-0		AWAY		0-6-0		0-0-0		6-14-0			
3-2-0	0-0-0	0-0-0		NEUTRAL		0-0-0		0-0-0		3-2-0			
9-11-0	0-0-0	0-0-0		NON-CONFERENCE		0-2-0		0-0-0		9-9-0			
1-2-0	0-0-0	0-0-0		HOME		0-0-0		0-0-0		1-2-0			
5-7-0	0-0-0	0-0-		AWAY		0-2-0		0-0-0		5-5-0			
3-2-0	0-0-0	0-0-0		NEUTRAL		0-0-0		0-0-0		3-2-0			
1-26-0	0-0-0	0-0-0		CONFERENCE		0-8-0		0-0-0		1-18-0			
0-13-0	0-0-0	0-0-0		HOME		0-4-0		0-0-0		0-9-0			
1-13-0	0-0-0	0-0-0		AWAY		0-4-0		0-0-0		1-9-0			
0-0-0	0-0-0	0-0-0		NEUTRAL		0-0-0		0-0-0		0-0-0			
RPI	S	Opponent	Score	RPI	S	Opponent	Score	RPI	S	Opponent	Score		
				70	A	Seton Hall	4	5	153	A	Middle Tenn.	6	11
				70	A	Seton Hall	2	4	176	A	Lipscomb	1	3
				76	A	Wagner	0	4	211	A	LIU Brooklyn	5	10
				76	A	Wagner	3	6	211	A	LIU Brooklyn	1	13
				76	A	Wagner	3	7	211	A	LIU Brooklyn	2	10
				76	A	Wagner	1	6	211	H	LIU Brooklyn	5	13
				88	H	Bryant	2	3	211	H	LIU Brooklyn	1	4
				88	H	Bryant	0	16	211	H	LIU Brooklyn	0	5
				88	H	Bryant	6	19	233	A	UMBC	1	2
				88	H	Bryant	7	11	233	A	UMBC	1	14
				246	H	Sacred Heart	2	3	246	H	Sacred Heart	8	10
				246	H	Sacred Heart	3	7	246	H	Sacred Heart	5	15
				246	H	Sacred Heart	2	10	252	H	Lafayette	2	10
				252	H	Lafayette	2	11	253	H	Albany (NY)	2	11
				253	H	Albany (NY)	3	2	255	A	Mt. St. Mary's	1	14
				255	A	Mt. St. Mary's	6	7	255	A	Mt. St. Mary's	4	8
				255	A	Mt. St. Mary's	8	16	255	A	Mt. St. Mary's	3	1
				255	A	Mt. St. Mary's	3	6	258	N	Penn	7	3
				258	N	Penn	5	6	258	N	Penn	3	5
				258	N	Penn	2	5	258	N	Penn	2	5
				258	N	Penn	1	5	265	A	Central Conn. St.	1	5
				265	A	Central Conn. St.	3	5	265	A	Central Conn. St.	9	25
				265	A	Central Conn. St.	7	1	265	H	Central Conn. St.	10	6
				265	H	Central Conn. St.	9	8	266	A	Belmont	7	1
				266	A	Belmont	10	6	283	N	La Salle	5	4
283	N	La Salle	5	4	295	A	Saint Peter's	5	4				
295	A	Saint Peter's	5	4	295	H	Saint Peter's	5	4				
295	H	Saint Peter's	5	4	297	A	Delaware St.	5	4				
297	A	Delaware St.	5	4									

Non-Div. I Games:

Fairleigh Dickinson

RPI	S	Opponent	Score
297	A	Del aware St.	3 0
297	A	Del aware St.	6 5
297	A	Del aware St.	5 4

Fairleigh Dickinson

Average RPI Win: 280		WON-LOST	WINNING	LAST 10	STRENGTH OF		OPP. STRENGTH	TEAM	ADJ	CONF.	ADJ CONF.
Average RPI Loss: 198		RECORD	PCT. RANK	GAMES	SCHEDULE		OF SCHEDULE	RPI	RPI	RPI	RPI
DIV. I ONLY		10-37-0	.21277	289	2-8-0		281	286	291	.3638	294
DIV. I NON-CONF.		1-17-0	.05556	292	0-5-0		138	150	288	.38147	289
TOTALS		RPI 1-25	RPI 26-50		W-L RECORDS		RPI 51-100		RPI 101-150		RPI 150+
10-37-0		0-1-0	0-4-0		OVERALL		0-3-0		0-0-0		10-29-0
6-10-0		0-0-0	0-0-0		HOME		0-0-0		0-0-0		6-10-0
3-22-0		0-1-0	0-4-0		AWAY		0-3-0		0-0-0		3-14-0
1-5-0		0-0-0	0-0-0		NEUTRAL		0-0-0		0-0-0		1-5-0
1-17-0		0-1-0	0-4-0		NON-CONFERENCE		0-3-0		0-0-0		1-9-0
1-3-0		0-0-0	0-0-0		HOME		0-0-0		0-0-0		1-3-0
0-13-0		0-1-0	0-0-		AWAY		0-3-0		0-0-0		0-5-0
0-1-0		0-0-0	0-0-0		NEUTRAL		0-0-0		0-0-0		0-1-0
9-20-0		0-0-0	0-0-0		CONFERENCE		0-0-0		0-0-0		9-20-0
5-7-0		0-0-0	0-0-0		HOME		0-0-0		0-0-0		5-7-0
3-9-0		0-0-0	0-0-0		AWAY		0-0-0		0-0-0		3-9-0
1-4-0		0-0-0	0-0-0		NEUTRAL		0-0-0		0-0-0		1-4-0
RPI S	Opponent	Score	RPI S	Opponent	Score	RPI S	Opponent	Score	RPI S	Opponent	Score
17 A	Texas A&M	1 18	35 A	Baylor	5 17	55 A	Sam Houston St.	1 12	188 H	Nicholls St.	8 17
			35 A	Baylor	0 13	55 A	Sam Houston St.	0 10	189 A	McNeese	0 12
			35 A	Baylor	1 18	98 A	UTSA	3 24	189 A	McNeese	6 10
			42 A	Houston	2 9				189 A	McNeese	7 12
									197 A	Incarnate Word	2 31
									197 H	Incarnate Word	12 26
									205 N	UIC	7 10
									215 A	Texas Southern	1 4
									215 A	Texas Southern	2 4
									215 A	Texas Southern	0 10
									215 H	Texas Southern	0 23
									215 H	Texas Southern	1 21
									215 H	Texas Southern	11 18
									236 N	Alabama St.	2 7
									236 N	Alabama St.	7 8
									236 N	Alabama St.	2 4
									260 A	SFA	6 13
									260 H	SFA	8 2
									271 A	Grambling	4 10
									271 A	Grambling	6 4
									271 A	Grambling	3 6
									271 H	Grambling	11 18
									271 H	Grambling	12 2
									271 H	Grambling	8 7
									274 H	Abilene Christian	0 16
									279 A	Ark. -Pine Bluff	1 11
									279 A	Ark. -Pine Bluff	5 6
									279 A	Ark. -Pine Bluff	3 4
									279 H	Ark. -Pine Bluff	2 6
									279 H	Ark. -Pine Bluff	12 3
									279 H	Ark. -Pine Bluff	5 6
									287 N	Alcorn	4 8
									288 A	Southern U.	6 4
									288 A	Southern U.	3 13
Non-Div. I Games:		Huston-Tillotson	5 3	Texas Col.	13 3	Houston-Victoria		6 7	Jarvis Christian		10 3
		Huston-Tillotson	9 11	Jarvis Christian	5 7	Houston-Victoria		7 2	Prairie View		

RPI	S	Opponent	Score	
288	A	Southern U.	8	7
288	H	Southern U.	7	6
288	H	Southern U.	9	8
288	H	Southern U.	11	13
292	N	Mississippi Val.	13	1

Prairie View

Average RPI Win: 247		WON-LOST RECORD		WINNING PCT. RANK		LAST 10 GAMES		STRENGTH OF SCHEDULE		OPP. STRENGTH OF SCHEDULE		TEAM RPI		ADJ RPI		CONF. RPI		ADJ CONF. RPI	
DIV. I ONLY		2-42-0		.04545 297		2-8-0		254		279		295		.35081 295		28		28	
DIV. I NON-CONF.		0-20-0		0 295		0-1-0		193		283		295		.35771 295		27		27	
TOTALS		RPI 1-25		RPI 26-50		W-L RECORDS		RPI 51-100		RPI 101-150		RPI 150+							
2-42-0		0-0-0		0-1-0		OVERALL		0-2-0		0-8-0		2-31-0							
0-16-0		0-0-0		0-0-0		HOME		0-0-0		0-0-0		0-16-0							
2-22-0		0-0-0		0-1-0		AWAY		0-2-0		0-5-0		2-14-0							
0-4-0		0-0-0		0-0-0		NEUTRAL		0-0-0		0-3-0		0-1-0							
0-20-0		0-0-0		0-1-0		NON-CONFERENCE		0-2-0		0-5-0		0-12-0							
0-4-0		0-0-0		0-0-0		HOME		0-0-0		0-0-0		0-4-0							
0-12-0		0-0-0		0-0-		AWAY		0-2-0		0-2-0		0-7-0							
0-4-0		0-0-0		0-0-0		NEUTRAL		0-0-0		0-3-0		0-1-0							
2-22-0		0-0-0		0-0-0		CONFERENCE		0-0-0		0-3-0		2-19-0							
0-12-0		0-0-0		0-0-0		HOME		0-0-0		0-0-0		0-12-0							
2-10-0		0-0-0		0-0-0		AWAY		0-0-0		0-3-0		2-7-0							
0-0-0		0-0-0		0-0-0		NEUTRAL		0-0-0		0-0-0		0-0-0							
RPI	S	Opponent	Score		RPI	S	Opponent	Score		RPI	S	Opponent	Score						
					33	A	St. John's (NY)	2	14										
										70	A	Seton Hall I	1	11					
										70	A	Seton Hall I	0	2					
										108	N	Pittsburgh	1	21					
										116	A	Fordham	0	18					
										116	A	Fordham	1	29					
										120	N	Butler	1	5					
										120	N	Butler	1	19					
										136	A	Canisius	2	16					
										136	A	Canisius	2	16					
										136	A	Canisius	1	5					
										154	A	NJIT	3	11					
										154	H	NJIT	4	6					
										160	H	Monmouth	10	22					
										160	H	Monmouth	1	7					
										160	H	Monmouth	0	5					
										166	A	Rutgers	0	17					
										179	H	Manhattan	5	15					
										179	H	Manhattan	0	2					
										179	H	Manhattan	2	18					
										202	A	Lehigh	0	14					
										202	H	Lehigh	2	27					
										211	A	LIU Brooklyn	5	7					
										211	A	LIU Brooklyn	5	9					
										211	A	LIU Brooklyn	2	13					
										223	H	Quinnipiac	0	10					
										223	H	Quinnipiac	2	28					
										223	H	Quinnipiac	0	4					
										237	A	Siena	0	11					
										237	A	Siena	8	7					
										237	A	Siena	2	13					
										250	H	Niagara	5	18					
										250	H	Niagara	1	9					
										250	H	Niagara	5	8					
										253	H	Albany (NY)	6	10					
										257	A	Iona	2	15					
										257	A	Iona	2	19					
LAST 10 GAMES																			
					237	A	Siena	8	7	257	A	Iona	7	1					
					237	A	Siena	0	11	160	H	Monmouth	1	7					
					237	A	Siena	2	13	160	H	Monmouth	0	5					
					257	A	Iona	2	15	160	H	Monmouth	10	22					
					257	A	Iona	2	19	202	H	Lehigh	2	27					

Non-Div. I Games:

Saint Peter's

RPI	S	Opponent	Score	
257	A	Iona	7	1
259	N	Massachusetts	5	13
285	A	Rider	7	13
285	A	Rider	2	9
285	A	Rider	7	17
293	A	Fairleigh Dickinson	6	10
293	H	Fairleigh Dickinson	1	7

S
a
i
n
t
P
e
t
e
r
'
s

S
a
i
n
t
P
e
t
e
r
'
s

Saint Peter's

UMES

Average RPI Win:		281	WON-LOST RECORD		WINNING PCT. RANK		LAST 10 GAMES		STRENGTH OF SCHEDULE		OPP. STRENGTH OF SCHEDULE		TEAM RPI		ADJ RPI		CONF. RPI		ADJ CONF. RPI	
DIV. I ONLY			12-41-0		.22642 286		3-7-0		296		294		296		.33868 296		31		31	
DIV. I NON-CONF.			4-22-0		.15385 281		0-4-0		282		271		294		.36515 294		31		31	
TOTALS		RPI 1-25		RPI 26-50		W-L RECORDS		RPI 51-100		RPI 101-150		RPI 150+								
12-41-0		0-1-0		0-0-0		OVERALL		0-0-0		0-5-0		12-35-0								
5-19-0		0-0-0		0-0-0		HOME		0-0-0		0-1-0		5-18-0								
7-20-0		0-1-0		0-0-0		AWAY		0-0-0		0-4-0		7-15-0								
0-2-0		0-0-0		0-0-0		NEUTRAL		0-0-0		0-0-0		0-2-0								
4-22-0		0-1-0		0-0-0		NON-CONFERENCE		0-0-0		0-5-0		4-16-0								
2-10-0		0-0-0		0-0-0		HOME		0-0-0		0-1-0		2-9-0								
2-12-0		0-1-0		0-0-		AWAY		0-0-0		0-4-0		2-7-0								
0-0-0		0-0-0		0-0-0		NEUTRAL		0-0-0		0-0-0		0-0-0								
8-19-0		0-0-0		0-0-0		CONFERENCE		0-0-0		0-0-0		8-19-0								
3-9-0		0-0-0		0-0-0		HOME		0-0-0		0-0-0		3-9-0								
5-8-0		0-0-0		0-0-0		AWAY		0-0-0		0-0-0		5-8-0								
0-2-0		0-0-0		0-0-0		NEUTRAL		0-0-0		0-0-0		0-2-0								
RPI	S	Opponent		Score		RPI	S	Opponent		Score		RPI	S	Opponent		Score				
14	A	Duke		5 9								103	A	George Washington		3 8				
												108	A	Pittsburgh		5 18				
												108	A	Pittsburgh		3 15				
												142	A	Navy		1 16				
												142	H	Navy		6 13				
												154	H	NJIT		2 5				
												154	H	NJIT		4 8				
												154	H	NJIT		1 12				
												154	H	NJIT		0 7				
												191	A	Georgetown		5 7				
												191	A	Georgetown		6 7				
												195	N	Bethune-Cookman		3 13				
												199	A	Winthrop		4 5				
												199	A	Winthrop		3 8				
												199	A	Winthrop		1 5				
												226	A	N. C. Central		5 18				
												252	H	Lafayette		12 4				
												252	H	Lafayette		0 8				
												252	H	Lafayette		3 5				
												252	H	Lafayette		2 6				
												255	A	Mt. St. Mary's		9 5				
												255	A	Mt. St. Mary's		5 8				
												255	H	Mt. St. Mary's		3 4				
												255	H	Mt. St. Mary's		2 1				
												256	N	Florida A&M		4 14				
												273	A	Towson		15 8				
												275	A	Coppin St.		1 3				
												275	A	Coppin St.		1 15				
												275	A	Coppin St.		0 3				
												275	H	Coppin St.		4 5				
												275	H	Coppin St.		1 0				
												275	H	Coppin St.		2 12				
												283	A	La Salle		1 6				
												283	H	La Salle		1 12				
LAST 10 GAMES																				
195 N Bethune-Cookman						3	13	297 A Delaware St.						8	3					
256 N Florida A&M						4	14	297 A Delaware St.						4	0					
191 A Georgetown						6	7	108 A Pittsburgh						5	18					
191 A Georgetown						5	7	108 A Pittsburgh						3	15					
297 A Delaware St.						5	1	290 H Norfolk St.						2	6					

Non-Div. I Games:

UMES

UMES

RPI	S	Opponent	Score	
290	A	Norfol k St.	8	2
290	A	Norfol k St.	2	10
290	A	Norfol k St.	6	8
290	H	Norfol k St.	2	4
290	H	Norfol k St.	7	6
290	H	Norfol k St.	5	6
290	H	Norfol k St.	6	11
290	H	Norfol k St.	4	5
290	H	Norfol k St.	2	6
297	A	Del aware St.	5	1
297	A	Del aware St.	8	3
297	A	Del aware St.	4	0
297	A	Del aware St.	16	9
297	A	Del aware St.	4	5
297	A	Del aware St.	5	9
297	H	Del aware St.	0	3
297	H	Del aware St.	5	8
297	H	Del aware St.	2	0

UMES

U
M
E
S

U
M
E
S

Average RPI Win: 290		WON-LOST RECORD		WINNING PCT. RANK		LAST 10 GAMES		STRENGTH OF SCHEDULE		OPP. STRENGTH OF SCHEDULE		TEAM RPI		ADJ RPI		CONF. RPI		ADJ CONF. RPI	
DIV. I ONLY		9-35-0		.20455 292		4-6-0		297		296		297		.3071 297		31		31	
DIV. I NON-CONF.		1-17-0		.05556 292		0-1-0		296		294		297		.29601 297		31		31	
TOTALS		RPI 1-25		RPI 26-50		W-L RECORDS		RPI 51-100		RPI 101-150		RPI 150+							
9-35-0		0-0-0		0-0-0		OVERALL		0-0-0		0-3-0		9-32-0							
3-18-0		0-0-0		0-0-0		HOME		0-0-0		0-1-0		3-17-0							
6-17-0		0-0-0		0-0-0		AWAY		0-0-0		0-2-0		6-15-0							
0-0-0		0-0-0		0-0-0		NEUTRAL		0-0-0		0-0-0		0-0-0							
1-17-0		0-0-0		0-0-0		NON-CONFERENCE		0-0-0		0-3-0		1-14-0							
1-9-0		0-0-0		0-0-0		HOME		0-0-0		0-1-0		1-8-0							
0-8-0		0-0-0		0-0-		AWAY		0-0-0		0-2-0		0-6-0							
0-0-0		0-0-0		0-0-0		NEUTRAL		0-0-0		0-0-0		0-0-0							
8-18-0		0-0-0		0-0-0		CONFERENCE		0-0-0		0-0-0		8-18-0							
2-9-0		0-0-0		0-0-0		HOME		0-0-0		0-0-0		2-9-0							
6-9-0		0-0-0		0-0-0		AWAY		0-0-0		0-0-0		6-9-0							
0-0-0		0-0-0		0-0-0		NEUTRAL		0-0-0		0-0-0		0-0-0							
RPI	S	Opponent	Score	RPI	S	Opponent	Score	RPI	S	Opponent	Score	RPI	S	Opponent	Score				
										103	A	George Washington	6	12					
										142	A	Navy	4	7					
										142	H	Navy	5	23					
										158	A	Del aware	4	11					
										158	A	Del aware	5	9					
										158	A	Del aware	0	9					
										158	H	Del aware	1	3					
										191	A	Georgetown	5	10					
										273	A	Towson	2	6					
										273	H	Towson	2	12					
										275	A	Coppin St.	1	4					
										275	A	Coppin St.	2	3					
										275	A	Coppin St.	14	12					
										275	A	Coppin St.	8	12					
										275	A	Coppin St.	0	2					
										275	A	Coppin St.	13	17					
										275	H	Coppin St.	4	11					
										275	H	Coppin St.	4	10					
										283	A	La Salle	4	6					
										285	H	Ri der	4	3					
										285	H	Ri der	1	3					
										285	H	Ri der	6	8					
										289	A	Savannah St.	1	8					
										289	A	Savannah St.	0	2					
										289	A	Savannah St.	9	3					
										290	A	Norfol k St.	4	3					
										290	A	Norfol k St.	8	12					
										290	A	Norfol k St.	5	2					
										290	H	Norfol k St.	1	6					
										290	H	Norfol k St.	2	10					
										290	H	Norfol k St.	6	14					
										293	H	Fai rlei gh Di cki nson	4	5					
										293	H	Fai rlei gh Di cki nson	0	3					
										293	H	Fai rlei gh Di cki nson	4	5					
LAST 10 GAMES				LAST 10 GAMES				LAST 10 GAMES				LAST 10 GAMES							
						296	H	UMES	1	5				275	A	Coppin St.	1	4	
						296	H	UMES	3	8				158	H	Del aware	1	3	
						296	H	UMES	0	4				296	A	UMES	3	0	
														296	H	UMES	5	4	
						275	A	Coppin St.	14	12				296	H	UMES	9	5	
						275	A	Coppin St.	8	12									

Non-Div. I Games:

Del aware St.

RPI	S	Opponent	Score	
293	H	Fai rlei gh Di cki nson	5	6
296	A	UMES	3	0
296	A	UMES	0	2
296	A	UMES	8	5
296	H	UMES	3	8
296	H	UMES	0	4
296	H	UMES	1	5
296	H	UMES	5	4
296	H	UMES	9	5
296	H	UMES	9	16

Del aware St.

D
e
l
a
w
a
r
e
s
t
.

D
e
l
a
w
a
r
e
s
t
.