

Average RPI Win:	226	WON-LOST	WINNING	LAST 12	STRENGTH OF	OPP. STRENGTH	TEAM	ADJ.	CONF.	ADJ CONF.
Average RPI Loss:	188	RECORD	PCT. RANK	GAMES	SCHEDULE	OF SCHEDULE	RPI	RPI	RPI	RPI
DIV. I ONLY	3- 24	332	2- 10	234	307	334	334	20	20	
DIV. I NON-CONF.	1- 10	325	0- 0	274	289	339	339	20	20	
TOTALS	RPI 1-25	RPI 26-50	W-L RECORDS	RPI 51-100	RPI 101-150	RPI 150+				
3- 24	0- 1	0- 0	OVERALL	0- 1	0- 5	3- 17				
2- 12	0- 0	0- 0	HOME	0- 0	0- 2	2- 10				
1- 11	0- 1	0- 0	AWAY	0- 0	0- 3	1- 7				
0- 1	0- 0	0- 0	NEUTRAL	0- 1	0- 0	0- 0				
1- 10	0- 1	0- 0	NON-CONFERENCE	0- 1	0- 1	1- 7				
1- 4	0- 0	0- 0	HOME	0- 0	0- 0	1- 4				
0- 5	0- 1	0- 0	AWAY	0- 0	0- 1	0- 3				
0- 1	0- 0	0- 0	NEUTRAL	0- 1	0- 0	0- 0				
2- 14	0- 0	0- 0	CONFERENCE	0- 0	0- 4	2- 10				
1- 8	0- 0	0- 0	HOME	0- 0	0- 2	1- 6				
1- 6	0- 0	0- 0	AWAY	0- 0	0- 2	1- 4				
0- 0	0- 0	0- 0	NEUTRAL	0- 0	0- 0	0- 0				

RPI	S	Opponent	Score	RPI	S	Opponent	Score	RPI	S	Opponent	Score	RPI	S	Opponent	Score	Team's RPI: 334
25	A	Colorado	48 75					91	N	Auburn	57 72	111	A	Sam Houston St.	46 65	
												111	H	Sam Houston St.	53 68	
												113	A	Oral Roberts	59 81	
												113	H	Oral Roberts	41 58	
												114	A	Texas	30 79	
												151	A	Lamar	37 44	
												151	H	Lamar	46 68	
												167	A	Nicholls St.	53 70	
												167	H	Nicholls St.	51 60	
												168	A	McNeese St.	39 68	
												168	H	McNeese St.	60 59	
												176	A	TCU	38 69	
												183	H	Indiana	47 58	
												195	H	Belmont	54 75	
												196	H	Stephen F. Austin	47 66	
												234	A	Central Ark.	60 58	
												234	H	Central Ark.	40 55	
												253	A	UTSA	40 52	
												275	H	Cornell	52 49	
												279	H	Northwestern St.	58 68	
												289	A	Southeastern La.	54 66	
												289	H	Southeastern La.	68 72	
												300	H	Texas St.	51 69	
												318	A	Tex.-Pan American	65 77	
												318	H	Tex.-Pan American	45 49	
LAST 12 Division I GAMES:																
167	H	Nicholls St.	51 60	151	H	Lamar	46 68									
289	H	Southeastern La.	68 72	111	H	Sam Houston St.	53 68									
279	H	Northwestern St.	58 68	289	A	Southeastern La.	54 66									
113	A	Oral Roberts	59 81	167	A	Nicholls St.	53 70									
234	A	Central Ark.	60 58	234	H	Central Ark.	40 55									
168	H	McNeese St.	60 59	113	H	Oral Roberts	41 58									

Non-Div I Games:

A&M-Corpus Christi

■ Loss,
 ■ Non-Conf, S Site,
 ■ Home
 ■ Away
 N Neutral

Air Force

Through Games Of Sunday, March 3, 2013

Average RPI Win:	281	WON-LOST	WINNING	LAST 12	STRENGTH OF	OPP. STRENGTH	TEAM	ADJ.	CONF.	ADJ CONF.
Average RPI Loss:	167	RECORD	PCT. RANK	GAMES	SCHEDULE	OF SCHEDULE	RPI	RPI	RPI	RPI
DIV. I ONLY	4- 23	327	2- 10	149	262	321	321	17	17	
DIV. I NON-CONF.	1- 12	332	0- 0	119	329	321	321	16	16	
TOTALS	RPI 1-25	RPI 26-50	W-L RECORDS	RPI 51-100	RPI 101-150	RPI 150+				
4- 23	0- 0	0- 2	OVERALL	0- 6	0- 3	4- 12				
4- 9	0- 0	0- 0	HOME	0- 3	0- 2	4- 4				
0- 13	0- 0	0- 2	AWAY	0- 3	0- 1	0- 7				
0- 1	0- 0	0- 0	NEUTRAL	0- 0	0- 0	0- 1				
1- 12	0- 0	0- 1	NON-CONFERENCE	0- 2	0- 3	1- 6				
1- 5	0- 0	0- 0	HOME	0- 1	0- 2	1- 2				
0- 6	0- 0	0- 1	AWAY	0- 1	0- 1	0- 3				
0- 1	0- 0	0- 0	NEUTRAL	0- 0	0- 0	0- 1				
3- 11	0- 0	0- 1	CONFERENCE	0- 4	0- 0	3- 6				
3- 4	0- 0	0- 0	HOME	0- 2	0- 0	3- 2				
0- 7	0- 0	0- 1	AWAY	0- 2	0- 0	0- 4				
0- 0	0- 0	0- 0	NEUTRAL	0- 0	0- 0	0- 0				

RPI S	Opponent	Score	RPI S	Opponent	Score	RPI S	Opponent	Score	RPI S	Opponent	Score	Team's RPI: 321
29	A Iowa St.	35 83	67	A Wyoming	63 88	107	H Navy	36 60				
36	A San Diego St.	46 68	67	H Wyoming	48 86	120	A Idaho St.	51 83				
			77	H San Diego	43 74	127	H Army	68 72				
			93	A Northern Colo.	44 68	182	N Penn	39 61				
			96	A Fresno St.	47 60	188	H New Mexico	67 72				
			96	H Fresno St.	55 80	198	A Denver	73 77				
						231	A Colorado St.	60 67				
						231	H Colorado St.	44 64				
						236	A North Dakota	42 76				
						243	A Longwood	63 68				
						267	A UNLV	53 80				
						267	H UNLV	81 69				
						277	A Boise St.	65 66				
						277	H Boise St.	77 72				
						284	H UMKC	58 66				
						287	A Nevada	54 67				
						287	H Nevada	63 56				
						293	H CSU Bakersfield	82 78				
						295	H Utah Valley	60 70				
LAST 12 Division I GAMES:												
96	H Fresno St.	55 80	188	H New Mexico	67 72							
67	A Wyoming	63 88	36	A San Diego St.	46 68							
277	H Boise St.	77 72	96	A Fresno St.	47 60							
231	A Colorado St.	60 67	67	H Wyoming	48 86							
267	A UNLV	53 80	277	A Boise St.	65 66							
287	H Nevada	63 56	231	H Colorado St.	44 64							

Non-Div I Games:

Air Force

■ Loss,
 ■ Non-Conf,
 ■ S Site,
 ■ H Home
 ■ A Away
 N Neutral

Average RPI Win: 246	WON-LOST	WINNING	LAST 12	STRENGTH OF	OPP. STRENGTH	TEAM	ADJ.	CONF.	ADJ CONF.
Average RPI Loss: 111	RECORD	PCT. RANK	GAMES	SCHEDULE	OF SCHEDULE	RPI	RPI	RPI	RPI
DIV. I ONLY	19- 8	60	8- 4	300	196	117	117	18	18
DIV. I NON-CONF.	8- 4	84	0- 0	280	171	143	143	18	18
TOTALS	RPI 1-25	RPI 26-50	W-L RECORDS	RPI 51-100	RPI 101-150	RPI 150+			
19- 8	0- 1	0- 1	OVERALL	1- 3	0- 1	18- 2			
10- 3	0- 1	0- 1	HOME	1- 0	0- 0	9- 1			
9- 5	0- 0	0- 0	AWAY	0- 3	0- 1	9- 1			
0- 0	0- 0	0- 0	NEUTRAL	0- 0	0- 0	0- 0			
8- 4	0- 1	0- 0	NON-CONFERENCE	0- 1	0- 1	8- 1			
3- 2	0- 1	0- 0	HOME	0- 0	0- 0	3- 1			
5- 2	0- 0	0- 0	AWAY	0- 1	0- 1	5- 0			
0- 0	0- 0	0- 0	NEUTRAL	0- 0	0- 0	0- 0			
11- 4	0- 0	0- 1	CONFERENCE	1- 2	0- 0	10- 1			
7- 1	0- 0	0- 1	HOME	1- 0	0- 0	6- 0			
4- 3	0- 0	0- 0	AWAY	0- 2	0- 0	4- 1			
0- 0	0- 0	0- 0	NEUTRAL	0- 0	0- 0	0- 0			

RPI 1-25				RPI 26-50				RPI 51-100				RPI 101+ Team's RPI: 117			
RPI	S	Opponent	Score	RPI	S	Opponent	Score	RPI	S	Opponent	Score	RPI	S	Opponent	Score
11	H	Dayton	59 90	45	H	Toledo	65 77	60	A	Youngstown St.	71 80	137	A	Saint Francis (PA)	73 74
								76	A	Central Mich.	69 92	156	A	Miami (OH)	84 77
								99	A	Bowling Green	61 74	156	H	Miami (OH)	71 65
								99	H	Bowling Green	68 63	161	H	Cincinnati	67 54
												172	A	Tennessee Tech	78 67
												187	H	Ball St.	64 52
												197	A	Providence	81 78
												199	H	Wright St.	71 73
												230	H	Eastern Mich.	82 81
												247	H	Bryant	78 56
												260	A	Western Mich.	77 84
												264	H	Canisius	81 72
												266	H	Buffalo	75 57
												271	A	George Mason	65 49
												274	A	Northern Ill.	63 52
												322	A	Ohio	81 54
												322	H	Ohio	98 82
												331	A	Saint Peter's	103 57
												339	A	Kent St.	77 71
												339	H	Kent St.	93 58
												340	A	Chicago St.	86 45
LAST 12 Division I GAMES:															
				156	H	Miami (OH)	71 65					230	H	Eastern Mich.	82 81
				322	H	Ohio	98 82					266	H	Buffalo	75 57
				339	A	Kent St.	77 71					99	H	Bowling Green	68 63
				99	A	Bowling Green	61 74					76	A	Central Mich.	69 92
				187	H	Ball St.	64 52					45	H	Toledo	65 77
				156	A	Miami (OH)	84 77					260	A	Western Mich.	77 84

Non-Div I Games: Hiram 83 24

Akron

■ Loss,
 ■ Non-Conf, S Site,
 ■ Home
 ■ Away
 N Neutral

Alabama

Through Games Of Sunday, March 3, 2013

Average RPI Win:	222	WON-LOST	WINNING	LAST 12	STRENGTH OF	OPP. STRENGTH	TEAM	ADJ.	CONF.	ADJ CONF.
Average RPI Loss:	73	RECORD	PCT. RANK	GAMES	SCHEDULE	OF SCHEDULE	RPI	RPI	RPI	RPI
DIV. I ONLY	12- 17	213	1- 11	98	70	178	178	3	3	
DIV. I NON-CONF.	10- 3	50	0- 0	316	249	168	168	6	6	
TOTALS	RPI 1-25	RPI 26-50	W-L RECORDS	RPI 51-100	RPI 101-150	RPI 150+				
12- 17	0- 6	0- 3	OVERALL	2- 5	1- 1	9- 2				
6- 9	0- 3	0- 2	HOME	2- 3	0- 0	4- 1				
4- 8	0- 3	0- 1	AWAY	0- 2	1- 1	3- 1				
2- 0	0- 0	0- 0	NEUTRAL	0- 0	0- 0	2- 0				
10- 3	0- 0	0- 1	NON-CONFERENCE	1- 0	1- 1	8- 1				
5- 2	0- 0	0- 1	HOME	1- 0	0- 0	4- 1				
3- 1	0- 0	0- 0	AWAY	0- 0	1- 1	2- 0				
2- 0	0- 0	0- 0	NEUTRAL	0- 0	0- 0	2- 0				
2- 14	0- 6	0- 2	CONFERENCE	1- 5	0- 0	1- 1				
1- 7	0- 3	0- 1	HOME	1- 3	0- 0	0- 0				
1- 7	0- 3	0- 1	AWAY	0- 2	0- 0	1- 1				
0- 0	0- 0	0- 0	NEUTRAL	0- 0	0- 0	0- 0				

RPI	S	Opponent	Score	RPI	S	Opponent	Score	RPI	S	Opponent	Score	RPI	S	Opponent	Score	Team's RPI: 178
7	A	Tennessee	69 96	30	H	Vanderbilt	58 67	74	H	Arkansas	80 91	121	A	Hawaii	44 43	
9	H	Kentucky	70 87	34	A	LSU	42 76	80	A	Florida	54 87	129	A	Wisconsin	50 69	
12	H	South Carolina	53 65	47	H	Chattanooga	58 72	80	H	Florida	61 67	161	N	Cincinnati	58 47	
16	A	Texas A&M	52 91					90	H	Virginia	73 70	171	A	Houston	83 74	
19	A	Georgia	59 65					91	A	Auburn	53 70	185	A	Mississippi St.	51 75	
19	H	Georgia	83 95					91	H	Auburn	61 51	213	H	North Texas	88 83	
								92	H	Missouri	64 88	238	A	Ole Miss	83 75	
												289	H	Southeastern La.	97 62	
												302	A	Troy	80 71	
												316	H	Wofford	52 58	
												323	N	LIU Brooklyn	80 58	
												324	H	Ark.-Pine Bluff	79 60	
												343	H	Jacksonville St.	80 43	
LAST 12 Division I GAMES:																
92	H	Missouri	64 88	12	H	South Carolina	53 65									
34	A	LSU	42 76	80	A	Florida	54 87									
80	H	Florida	61 67	19	A	Georgia	59 65									
185	A	Mississippi St.	51 75	30	H	Vanderbilt	58 67									
91	A	Auburn	53 70	91	H	Auburn	61 51									
74	H	Arkansas	80 91	7	A	Tennessee	69 96									

Non-Div I Games:

Alabama

■ Loss,
 ■ Non-Conf, S Site,
 ■ Home
 ■ Away
 N Neutral

Average RPI Win:	308	WON-LOST	WINNING	LAST 12	STRENGTH OF	OPP. STRENGTH	TEAM	ADJ.	CONF.	ADJ CONF.
Average RPI Loss:	206	RECORD	PCT. RANK	GAMES	SCHEDULE	OF SCHEDULE	RPI	RPI	RPI	RPI
DIV. I ONLY	8- 19	290	3- 9	314	336	310	310	32	32	
DIV. I NON-CONF.	0- 9	337	0- 0	100	113	310	310	31	31	
TOTALS	RPI 1-25	RPI 26-50	W-L RECORDS	RPI 51-100	RPI 101-150	RPI 150+				
8- 19	0- 1	0- 0	OVERALL	0- 2	0- 3	8- 13				
4- 7	0- 0	0- 0	HOME	0- 0	0- 1	4- 6				
4- 10	0- 0	0- 0	AWAY	0- 0	0- 0	4- 2				
0- 2	0- 1	0- 0	NEUTRAL	0- 0	0- 1	0- 0				
0- 9	0- 1	0- 0	NON-CONFERENCE	0- 2	0- 3	0- 3				
0- 2	0- 0	0- 0	HOME	0- 0	0- 1	0- 1				
0- 5	0- 0	0- 0	AWAY	0- 2	0- 1	0- 2				
0- 2	0- 1	0- 0	NEUTRAL	0- 0	0- 1	0- 0				
8- 10	0- 0	0- 0	CONFERENCE	0- 0	0- 0	8- 10				
4- 5	0- 0	0- 0	HOME	0- 0	0- 0	4- 5				
4- 5	0- 0	0- 0	AWAY	0- 0	0- 0	4- 5				
0- 0	0- 0	0- 0	NEUTRAL	0- 0	0- 0	0- 0				

RPI 1-25				RPI 26-50				RPI 51-100				RPI 101+ Team's RPI: 310			
RPI	S	Opponent	Score	RPI	S	Opponent	Score	RPI	S	Opponent	Score	RPI	S	Opponent	Score
4	N	Notre Dame	39 100					52	A	Kansas	59 76	110	A	Memphis	57 80
								91	A	Auburn	44 93	124	H	UAB	53 72
												130	N	Old Dominion	46 75
												177	A	Texas Southern	50 54
												177	H	Texas Southern	56 72
												228	A	Prairie View	59 68
												228	H	Prairie View	39 54
												233	A	Murray St.	54 69
												241	A	Mississippi Val.	67 58
												241	H	Mississippi Val.	45 51
												267	A	UNLV	62 67
												276	A	Southern U.	64 47
												276	H	Southern U.	63 76
												306	H	Austin Peay	54 67
												307	A	Jackson St.	45 52
												307	H	Jackson St.	66 48
												312	A	Grambling	67 70
												312	H	Grambling	78 56
												324	A	Ark.-Pine Bluff	73 62
												324	H	Ark.-Pine Bluff	59 48
												329	A	Alabama St.	66 73
												329	H	Alabama St.	67 69
												338	A	Alcorn	55 44
												338	H	Alcorn	64 44
LAST 12 Division I GAMES:															
307	A	Jackson St.	45 52	329	A	Alabama St.	66 73								
312	A	Grambling	67 70	324	H	Ark.-Pine Bluff	59 48								
228	H	Prairie View	39 54	241	H	Mississippi Val.	45 51								
177	H	Texas Southern	56 72	228	A	Prairie View	59 68								
276	A	Southern U.	64 47	177	A	Texas Southern	50 54								
338	A	Alcorn	55 44	276	H	Southern U.	63 76								

Non-Div I Games: Miles 62 51

Alabama A&M

■ Loss,
 ■ Non-Conf,
 ■ S Site,
 ■ Home
 ■ A Away
 N Neutral

Average RPI Win:	320	WON-LOST	WINNING	LAST 12	STRENGTH OF	OPP. STRENGTH	TEAM	ADJ.	CONF.	ADJ CONF.
Average RPI Loss:	220	RECORD	PCT. RANK	GAMES	SCHEDULE	OF SCHEDULE	RPI	RPI	RPI	RPI
DIV. I ONLY	7- 20	301	4- 8	331	343	329	329	32	32	
DIV. I NON-CONF.	0- 9	337	0- 0	181	277	334	334	31	31	
TOTALS	RPI 1-25	RPI 26-50	W-L RECORDS	RPI 51-100	RPI 101-150	RPI 150+				
7- 20	0- 0	0- 1	OVERALL	0- 1	0- 2	7- 16				
5- 5	0- 0	0- 0	HOME	0- 0	0- 0	5- 5				
2- 13	0- 0	0- 1	AWAY	0- 1	0- 1	2- 10				
0- 2	0- 0	0- 0	NEUTRAL	0- 0	0- 1	0- 1				
0- 9	0- 0	0- 1	NON-CONFERENCE	0- 1	0- 2	0- 5				
0- 1	0- 0	0- 0	HOME	0- 0	0- 0	0- 1				
0- 6	0- 0	0- 1	AWAY	0- 1	0- 1	0- 3				
0- 2	0- 0	0- 0	NEUTRAL	0- 0	0- 1	0- 1				
7- 11	0- 0	0- 0	CONFERENCE	0- 0	0- 0	7- 11				
5- 4	0- 0	0- 0	HOME	0- 0	0- 0	5- 4				
2- 7	0- 0	0- 0	AWAY	0- 0	0- 0	2- 7				
0- 0	0- 0	0- 0	NEUTRAL	0- 0	0- 0	0- 0				

RPI 1-25			RPI 26-50			RPI 51-100			RPI 101+ Team's RPI: 329		
RPI	S	Opponent	Score	RPI	S	Opponent	Score	RPI	S	Opponent	Score
				29	A	Iowa St.	47 86	91	A	Auburn	43 80
								124	N	UAB	41 74
								142	A	Mercer	55 65
								167	H	Nicholls St.	46 57
								177	A	Texas Southern	40 74
								177	H	Texas Southern	52 64
								182	N	Penn	37 52
								228	A	Prairie View	53 63
								228	H	Prairie View	45 48
								241	A	Mississippi Val.	63 67
								241	H	Mississippi Val.	48 53
								250	A	Samford	19 49
								276	A	Southern U.	44 55
								276	H	Southern U.	44 57
								302	A	Troy	88 90
								307	A	Jackson St.	67 70
								307	H	Jackson St.	76 62
								310	A	Alabama A&M	69 67
								310	H	Alabama A&M	73 66
								312	A	Grambling	64 68
								312	H	Grambling	68 60
								324	A	Ark.-Pine Bluff	63 68
								324	H	Ark.-Pine Bluff	66 63
								327	A	Savannah St.	48 60
								338	A	Alcorn	60 53
								338	H	Alcorn	54 46
LAST 12 Division I GAMES:											
				312	A	Grambling	64 68	310	H	Alabama A&M	73 66
				307	A	Jackson St.	67 70	241	H	Mississippi Val.	48 53
				177	H	Texas Southern	52 64	324	H	Ark.-Pine Bluff	66 63
				228	H	Prairie View	45 48	177	A	Texas Southern	40 74
				338	A	Alcorn	60 53	228	A	Prairie View	53 63
				276	A	Southern U.	44 55	338	H	Alcorn	54 46

Non-Div I Games: Mobile 72 55 Oakwood 105 30

Alabama St.

■ Loss,
 ■ Non-Conf,
 ■ S Site,
 ■ Home
 ■ A Away
 N Neutral

Albany (NY)

Through Games Of Sunday, March 3, 2013

Average RPI Win:	244	WON-LOST	WINNING	LAST 12	STRENGTH OF	OPP. STRENGTH	TEAM	ADJ.	CONF.	ADJ CONF.
Average RPI Loss:	69	RECORD	PCT. RANK	GAMES	SCHEDULE	OF SCHEDULE	RPI	RPI	RPI	RPI
DIV. I ONLY	25- 3	13	12- 0	302	244	66	66	23	23	
DIV. I NON-CONF.	9- 3	55	0- 0	293	235	125	125	24	24	
TOTALS	RPI 1-25	RPI 26-50	W-L RECORDS	RPI 51-100	RPI 101-150	RPI 150+				
25- 3	0- 0	0- 1	OVERALL	2- 1	2- 1	21- 0				
11- 1	0- 0	0- 0	HOME	1- 1	1- 0	9- 0				
13- 1	0- 0	0- 0	AWAY	1- 0	1- 0	11- 0				
1- 1	0- 0	0- 0	NEUTRAL	0- 0	0- 1	1- 0				
9- 3	0- 0	0- 1	NON-CONFERENCE	0- 1	0- 1	9- 0				
3- 1	0- 0	0- 0	HOME	0- 1	0- 0	3- 0				
5- 1	0- 0	0- 1	AWAY	0- 0	0- 0	5- 0				
1- 1	0- 0	0- 0	NEUTRAL	0- 0	0- 1	1- 0				
16- 0	0- 0	0- 0	CONFERENCE	2- 0	2- 0	12- 0				
8- 0	0- 0	0- 0	HOME	1- 0	1- 0	6- 0				
8- 0	0- 0	0- 0	AWAY	1- 0	1- 0	6- 0				
0- 0	0- 0	0- 0	NEUTRAL	0- 0	0- 0	0- 0				

RPI 1-25			RPI 26-50			RPI 51-100			Team's RPI: 66			RPI 101+			
RPI	S	Opponent	Score	RPI	S	Opponent	Score	RPI	S	Opponent	Score	RPI	S	Opponent	Score
27	A	Michigan St.	35 67	56	A	Boston U.	57 50	101	A	Hartford	69 55	101	H	Hartford	55 48
				56	H	Boston U.	79 72					111	N	Sam Houston St.	68 71
				69	H	Fordham	43 60					209	A	La Salle	75 36
												215	A	Stony Brook	68 35
												215	H	Stony Brook	60 49
												227	H	Dartmouth	62 49
												257	A	New Hampshire	55 46
												257	H	New Hampshire	78 43
												260	A	Western Mich.	68 54
												264	A	Canisius	65 43
												264	N	Canisius	67 47
												265	A	Siena	65 48
												285	A	UMBC	87 33
												285	H	UMBC	85 41
												290	A	Delaware St.	79 57
												294	H	NJIT	76 41
												298	A	Vermont	68 52
												298	H	Vermont	59 32
												311	A	Binghamton	72 47
												311	H	Binghamton	69 41
												323	H	LIU Brooklyn	67 50
												326	A	Maine	86 54
												326	H	Maine	71 39
LAST 12 Division I GAMES:															
215	H	Stony Brook	60 49	285	H	UMBC	85 41								
257	A	New Hampshire	55 46	311	H	Binghamton	69 41								
298	A	Vermont	68 52	215	A	Stony Brook	68 35								
56	H	Boston U.	79 72	298	H	Vermont	59 32								
101	A	Hartford	69 55	56	A	Boston U.	57 50								
326	A	Maine	86 54	101	H	Hartford	55 48								

LAST 12 Division I GAMES:

215	H Stony Brook	60 49	285	H UMBC	85 41
257	A New Hampshire	55 46	311	H Binghamton	69 41
298	A Vermont	68 52	215	A Stony Brook	68 35
56	H Boston U.	79 72	298	H Vermont	59 32
101	A Hartford	69 55	56	A Boston U.	57 50
326	A Maine	86 54	101	H Hartford	55 48

Non-Div I Games:

Albany (NY)

Loss, Non-Conf, S Site, H Home A Away N Neutral

Average RPI Win:	294	WON-LOST	WINNING	LAST 12	STRENGTH OF	OPP. STRENGTH	TEAM	ADJ.	CONF.	ADJ CONF.
Average RPI Loss:	224	RECORD	PCT. RANK	GAMES	SCHEDULE	OF SCHEDULE	RPI	RPI	RPI	RPI
DIV. I ONLY	2- 25	340	1- 11	291	335	338	338	32	32	
DIV. I NON-CONF.	0- 9	337	0- 0	44	79	286	286	31	31	
TOTALS	RPI 1-25	RPI 26-50	W-L RECORDS	RPI 51-100	RPI 101-150	RPI 150+				
2- 25	0- 2	0- 1	OVERALL	0- 2	0- 0	2- 20				
0- 11	0- 0	0- 0	HOME	0- 0	0- 0	0- 11				
2- 14	0- 2	0- 1	AWAY	0- 2	0- 0	2- 9				
0- 0	0- 0	0- 0	NEUTRAL	0- 0	0- 0	0- 0				
0- 9	0- 2	0- 1	NON-CONFERENCE	0- 2	0- 0	0- 4				
0- 2	0- 0	0- 0	HOME	0- 0	0- 0	0- 2				
0- 7	0- 2	0- 1	AWAY	0- 2	0- 0	0- 2				
0- 0	0- 0	0- 0	NEUTRAL	0- 0	0- 0	0- 0				
2- 16	0- 0	0- 0	CONFERENCE	0- 0	0- 0	2- 16				
0- 9	0- 0	0- 0	HOME	0- 0	0- 0	0- 9				
2- 7	0- 0	0- 0	AWAY	0- 0	0- 0	2- 7				
0- 0	0- 0	0- 0	NEUTRAL	0- 0	0- 0	0- 0				

RPI 1-25				RPI 26-50				RPI 51-100				RPI 101+ Team's RPI: 338			
RPI	S	Opponent	Score	RPI	S	Opponent	Score	RPI	S	Opponent	Score	RPI	S	Opponent	Score
7	A	Tennessee	37 90	50	A	Miami (FL)	53 68	55	A	SMU	46 76	172	A	Tennessee Tech	57 74
9	A	Kentucky	23 90					89	A	Georgia Tech	49 76	177	A	Texas Southern	43 70
												177	H	Texas Southern	45 61
												228	A	Prairie View	59 61
												228	H	Prairie View	52 64
												234	H	Central Ark.	39 47
												241	A	Mississippi Val.	57 65
												241	H	Mississippi Val.	61 65
												276	A	Southern U.	65 54
												276	H	Southern U.	53 64
												279	A	Northwestern St.	50 55
												289	H	Southeastern La.	54 59
												307	A	Jackson St.	56 59
												307	H	Jackson St.	34 40
												310	A	Alabama A&M	44 64
												310	H	Alabama A&M	44 55
												312	A	Grambling	71 58
												312	H	Grambling	46 57
												324	A	Ark.-Pine Bluff	47 50
												324	H	Ark.-Pine Bluff	41 50
												329	A	Alabama St.	46 54
												329	H	Alabama St.	53 60
LAST 12 Division I GAMES:															
177	A	Texas Southern	43 70	241	A	Mississippi Val.	57 65								
228	A	Prairie View	59 61	312	H	Grambling	46 57								
276	A	Southern U.	65 54	307	H	Jackson St.	34 40								
329	H	Alabama St.	53 60	276	H	Southern U.	53 64								
310	H	Alabama A&M	44 55	329	A	Alabama St.	46 54								
324	A	Ark.-Pine Bluff	47 50	310	A	Alabama A&M	44 64								

Non-Div I Games:

Alcorn

■ Loss,
 ■ Non-Conf,
 ■ S Site,
 ■ Home
 ■ A Away
 N Neutral

Average RPI Win:	208	WON-LOST	WINNING	LAST 12	STRENGTH OF	OPP. STRENGTH	TEAM	ADJ.	CONF.	ADJ CONF.
Average RPI Loss:	150	RECORD	PCT. RANK	GAMES	SCHEDULE	OF SCHEDULE	RPI	RPI	RPI	RPI
DIV. I ONLY	15- 13	144	6- 6	115	220	115	115	15	15	
DIV. I NON-CONF.	7- 7	160	0- 0	134	253	132	132	17	17	
TOTALS	RPI 1-25	RPI 26-50	W-L RECORDS	RPI 51-100	RPI 101-150	RPI 150+				
15- 13	0- 1	0- 0	OVERALL	1- 3	2- 3	12- 6				
8- 4	0- 0	0- 0	HOME	0- 2	1- 1	7- 1				
7- 9	0- 1	0- 0	AWAY	1- 1	1- 2	5- 5				
0- 0	0- 0	0- 0	NEUTRAL	0- 0	0- 0	0- 0				
7- 7	0- 1	0- 0	NON-CONFERENCE	1- 3	1- 0	5- 3				
3- 2	0- 0	0- 0	HOME	0- 2	0- 0	3- 0				
4- 5	0- 1	0- 0	AWAY	1- 1	1- 0	2- 3				
0- 0	0- 0	0- 0	NEUTRAL	0- 0	0- 0	0- 0				
8- 6	0- 0	0- 0	CONFERENCE	0- 0	1- 3	7- 3				
5- 2	0- 0	0- 0	HOME	0- 0	1- 1	4- 1				
3- 4	0- 0	0- 0	AWAY	0- 0	0- 2	3- 2				
0- 0	0- 0	0- 0	NEUTRAL	0- 0	0- 0	0- 0				

RPI 1-25				RPI 26-50				RPI 51-100				RPI 101+ Team's RPI: 115			
RPI	S	Opponent	Score	RPI	S	Opponent	Score	RPI	S	Opponent	Score	RPI	S	Opponent	Score
10	A	Maryland	54 94					69	H	Fordham	50 71	107	A	Navy	42 61
								82	A	James Madison	49 65	107	H	Navy	42 52
								86	A	Drexel	58 52	127	A	Army	46 61
								87	H	Hampton	58 61	127	H	Army	45 42
												144	A	Elon	69 68
												152	A	Holy Cross	63 73
												152	H	Holy Cross	67 62
												164	H	George Washington	57 54
												200	A	Lehigh	62 56
												200	H	Lehigh	55 71
												206	A	Bucknell	66 58
												206	H	Bucknell	54 43
												220	A	Loyola Maryland	53 55
												222	A	Mt. St. Mary's	48 46
												229	A	Lafayette	47 49
												229	H	Lafayette	69 52
												242	H	Coppin St.	70 54
												260	A	Western Mich.	53 57
												261	A	Colgate	69 44
												261	H	Colgate	54 45
												285	H	UMBC	85 57
												296	A	Oakland	60 70
												336	A	UMES	61 53
LAST 12 Division I GAMES:															
229	H	Lafayette	69 52	261	A	Colgate	69 44								
206	H	Bucknell	54 43	229	A	Lafayette	47 49								
127	A	Army	46 61	206	A	Bucknell	66 58								
107	H	Navy	42 52	127	H	Army	45 42								
152	A	Holy Cross	63 73	107	A	Navy	42 61								
200	H	Lehigh	55 71	152	H	Holy Cross	67 62								

Non-Div I Games:

American

■ Loss,
 ■ Non-Conf,
 ■ S Site,
 ■ Home
 ■ Away
 N Neutral

Appalachian St.

Through Games Of Sunday, March 3, 2013

Average RPI Win:	262	WON-LOST	WINNING	LAST 12	STRENGTH OF	OPP. STRENGTH	TEAM	ADJ.	CONF.	ADJ CONF.
Average RPI Loss:	105	RECORD	PCT. RANK	GAMES	SCHEDULE	OF SCHEDULE	RPI	RPI	RPI	RPI
DIV. I ONLY	18- 8	63	7- 5	277	239	106	106	21	21	
DIV. I NON-CONF.	5- 2	70	0- 0	296	156	98	98	25	25	
TOTALS	RPI 1-25	RPI 26-50	W-L RECORDS	RPI 51-100	RPI 101-150	RPI 150+				
18- 8	0- 0	0- 3	OVERALL	0- 2	1- 2	17- 1				
8- 2	0- 0	0- 1	HOME	0- 1	1- 0	7- 0				
8- 6	0- 0	0- 2	AWAY	0- 1	0- 2	8- 1				
2- 0	0- 0	0- 0	NEUTRAL	0- 0	0- 0	2- 0				
5- 2	0- 0	0- 1	NON-CONFERENCE	0- 0	0- 1	5- 0				
1- 0	0- 0	0- 0	HOME	0- 0	0- 0	1- 0				
2- 2	0- 0	0- 1	AWAY	0- 0	0- 1	2- 0				
2- 0	0- 0	0- 0	NEUTRAL	0- 0	0- 0	2- 0				
13- 6	0- 0	0- 2	CONFERENCE	0- 2	1- 1	12- 1				
7- 2	0- 0	0- 1	HOME	0- 1	1- 0	6- 0				
6- 4	0- 0	0- 1	AWAY	0- 1	0- 1	6- 1				
0- 0	0- 0	0- 0	NEUTRAL	0- 0	0- 0	0- 0				

RPI 1-25				RPI 26-50				RPI 51-100				RPI 101+ Team's RPI: 106			
RPI	S	Opponent	Score	RPI	S	Opponent	Score	RPI	S	Opponent	Score	RPI	S	Opponent	Score
				41	A	West Virginia	67 72	88	A	Davidson	49 65	133	A	Virginia Tech	68 71
				47	A	Chattanooga	55 59	88	H	Davidson	49 56	144	A	Elon	58 75
				47	H	Chattanooga	45 69					144	H	Elon	80 62
												169	N	Campbell	69 54
												173	A	Col. of Charleston	63 55
												173	H	Col. of Charleston	74 65
												202	A	Xavier	77 73
												223	A	Furman	66 52
												223	H	Furman	68 58
												246	A	East Tenn. St.	85 57
												250	A	Samford	64 66
												309	A	Ga. Southern	67 54
												309	H	Ga. Southern	79 47
												313	H	Gardner-Webb	84 43
												316	A	Wofford	68 65
												316	H	Wofford	77 50
												317	A	UNC Greensboro	77 46
												317	H	UNC Greensboro	81 58
												319	A	Western Caro.	63 32
												319	H	Western Caro.	77 46
												332	N	Norfolk St.	68 61
LAST 12 Division I GAMES:															
				47	H	Chattanooga	45 69	223	H	Furman	68 58				
				317	A	UNC Greensboro	77 46	88	H	Davidson	49 56				
				144	A	Elon	58 75	309	A	Ga. Southern	67 54				
				173	H	Col. of Charleston	74 65	144	H	Elon	80 62				
				319	A	Western Caro.	63 32	250	A	Samford	64 66				
				316	H	Wofford	77 50	47	A	Chattanooga	55 59				

Non-Div I Games: Lees-McRae 91 54

Appalachian St.

■ Loss,
 ■ Non-Conf, S Site,
 ■ Home
 ■ Away
 N Neutral

Average RPI Win:	206	WON-LOST	WINNING	LAST 12	STRENGTH OF	OPP. STRENGTH	TEAM	ADJ.	CONF.	ADJ CONF.
Average RPI Loss:	85	RECORD	PCT. RANK	GAMES	SCHEDULE	OF SCHEDULE	RPI	RPI	RPI	RPI
DIV. I ONLY	12- 17	213	1- 11	108	75	170	170	6	6	
DIV. I NON-CONF.	8- 3	61	0- 0	221	265	102	102	5	5	
TOTALS	RPI 1-25	RPI 26-50	W-L RECORDS	RPI 51-100	RPI 101-150	RPI 150+				
12- 17	0- 6	0- 0	OVERALL	0- 4	3- 4	9- 3				
5- 8	0- 2	0- 0	HOME	0- 2	2- 2	3- 2				
6- 8	0- 4	0- 0	AWAY	0- 1	1- 2	5- 1				
1- 1	0- 0	0- 0	NEUTRAL	0- 1	0- 0	1- 0				
8- 3	0- 0	0- 0	NON-CONFERENCE	0- 2	1- 0	7- 1				
3- 1	0- 0	0- 0	HOME	0- 1	1- 0	2- 0				
4- 1	0- 0	0- 0	AWAY	0- 0	0- 0	4- 1				
1- 1	0- 0	0- 0	NEUTRAL	0- 1	0- 0	1- 0				
4- 14	0- 6	0- 0	CONFERENCE	0- 2	2- 4	2- 2				
2- 7	0- 2	0- 0	HOME	0- 1	1- 2	1- 2				
2- 7	0- 4	0- 0	AWAY	0- 1	1- 2	1- 0				
0- 0	0- 0	0- 0	NEUTRAL	0- 0	0- 0	0- 0				

RPI	S	Opponent	Score	RPI	S	Opponent	Score	RPI	S	Opponent	Score	RPI	S	Opponent	Score	Team's RPI: 170
3	A	Stanford	43 73					79	H	BYU	48 62	103	A	Utah	62 58	
8	A	California	86 91					83	A	Washington	65 76	103	H	Utah	61 52	
13	A	UCLA	57 73					83	H	Washington	65 74	108	A	Southern California	57 74	
13	H	UCLA	57 68					95	N	UTEP	53 64	108	H	Southern California	62 74	
25	A	Colorado	36 79									140	A	Arizona St.	58 59	
25	H	Colorado	42 55									140	H	Arizona St.	77 81	
												141	H	Cal St. Northridge	53 46	
												162	A	Washington St.	71 65	
												162	H	Washington St.	50 60	
												175	A	Long Beach St.	61 71	
												177	N	Texas Southern	65 59	
												180	H	Oregon St.	48 57	
												188	A	New Mexico	58 53	
												213	A	North Texas	71 66	
												243	H	Longwood	86 68	
												248	H	Oregon	100 68	
												267	A	UNLV	83 82	
												293	A	CSU Bakersfield	71 50	
												330	H	Weber St.	81 49	
LAST 12 Division I GAMES:																
13	H	UCLA	57 68	8	A	California	86 91									
108	H	Southern California	62 74	3	A	Stanford	43 73									
140	A	Arizona St.	58 59	162	H	Washington St.	50 60									
140	H	Arizona St.	77 81	83	H	Washington	65 74									
103	H	Utah	61 52	108	A	Southern California	57 74									
25	H	Colorado	42 55	13	A	UCLA	57 73									

Non-Div I Games:

Arizona

■ Loss,
 ■ Non-Conf, S Site,
 ■ Home
 ■ Away
 N Neutral

Average RPI Win: 168		WON-LOST	WINNING	LAST 12	STRENGTH OF		OPP. STRENGTH	TEAM	ADJ.	CONF.	ADJ CONF.
Average RPI Loss: 67		RECORD	PCT. RANK	GAMES	SCHEDULE		OF SCHEDULE	RPI	RPI	RPI	RPI
DIV. I ONLY		13- 17	205	3- 9	66		52	140	140	6	6
DIV. I NON-CONF.		8- 4	84	0- 0	96		50	79	79	5	5
<hr/>											
TOTALS	RPI 1-25	RPI 26-50		W-L RECORDS		RPI 51-100		RPI 101-150		RPI 150+	
13- 17	0- 7	0- 1		OVERALL		2- 3		4- 4		7- 2	
7- 8	0- 3	0- 1		HOME		1- 1		1- 2		5- 1	
4- 8	0- 4	0- 0		AWAY		0- 2		2- 1		2- 1	
2- 1	0- 0	0- 0		NEUTRAL		1- 0		1- 1		0- 0	
8- 4	0- 1	0- 1		NON-CONFERENCE		2- 1		3- 1		3- 0	
4- 2	0- 1	0- 1		HOME		1- 0		1- 0		2- 0	
2- 1	0- 0	0- 0		AWAY		0- 1		1- 0		1- 0	
2- 1	0- 0	0- 0		NEUTRAL		1- 0		1- 1		0- 0	
5- 13	0- 6	0- 0		CONFERENCE		0- 2		1- 3		4- 2	
3- 6	0- 2	0- 0		HOME		0- 1		0- 2		3- 1	
2- 7	0- 4	0- 0		AWAY		0- 1		1- 1		1- 1	
0- 0	0- 0	0- 0		NEUTRAL		0- 0		0- 0		0- 0	

RPI	S	Opponent	Score	RPI	S	Opponent	Score	RPI	S	Opponent	Score	RPI	S	Opponent	Score	Team's RPI: 140
3	A	Stanford	45 69	33	H	Texas Tech	49 61	77	H	San Diego	72 39	103	A	Utah	46 66	
8	A	California	53 66					80	N	Florida	74 58	103	H	Utah	46 54	
11	H	Dayton	59 65					83	A	Washington	74 77	108	A	Southern California	60 53	
13	A	UCLA	50 54					83	H	Washington	61 74	108	H	Southern California	60 67	
13	H	UCLA	50 58					95	A	UTEP	54 60	109	N	North Carolina St.	68 72	
25	A	Colorado	43 57									120	H	Idaho St.	60 53	
25	H	Colorado	63 71									131	A	Boston College	68 59	
												150	N	UNI	66 63	
												162	A	Washington St.	65 77	
												162	H	Washington St.	43 54	
												170	A	Arizona	81 77	
												170	H	Arizona	59 58	
												180	H	Oregon St.	66 55	
												197	A	Providence	67 58	
												243	H	Longwood	62 50	
												248	H	Oregon	60 45	
												311	H	Binghamton	60 35	
LAST 12 Division I GAMES:																
108	H	Southern California	60 67	3	A	Stanford	45 69									
13	H	UCLA	50 58	8	A	California	53 66									
170	H	Arizona	59 58	83	H	Washington	61 74									
170	A	Arizona	81 77	162	H	Washington St.	43 54									
25	H	Colorado	63 71	13	A	UCLA	50 54									
103	H	Utah	46 54	108	A	Southern California	60 53									

Non-Div I Games:

Arizona St.

■ Loss,
 ■ Non-Conf,
 ■ S Site,
 ■ H Home
 ■ A Away
 N Neutral

Average RPI Win:	305	WON-LOST	WINNING	LAST 12	STRENGTH OF	OPP. STRENGTH	TEAM	ADJ.	CONF.	ADJ CONF.
Average RPI Loss:	221	RECORD	PCT. RANK	GAMES	SCHEDULE	OF SCHEDULE	RPI	RPI	RPI	RPI
DIV. I ONLY	9- 17	259	5- 7	339	340	324	324	32	32	
DIV. I NON-CONF.	2- 6	289	0- 0	294	247	297	297	31	31	
TOTALS	RPI 1-25	RPI 26-50	W-L RECORDS	RPI 51-100	RPI 101-150	RPI 150+				
9- 17	0- 0	0- 0	OVERALL	0- 3	0- 1	9- 13				
6- 5	0- 0	0- 0	HOME	0- 0	0- 0	6- 5				
3- 12	0- 0	0- 0	AWAY	0- 0	0- 0	3- 0				
0- 0	0- 0	0- 0	NEUTRAL	0- 0	0- 0	0- 0				
2- 6	0- 0	0- 0	NON-CONFERENCE	0- 3	0- 1	2- 2				
1- 1	0- 0	0- 0	HOME	0- 0	0- 0	1- 1				
1- 5	0- 0	0- 0	AWAY	0- 3	0- 1	1- 1				
0- 0	0- 0	0- 0	NEUTRAL	0- 0	0- 0	0- 0				
7- 11	0- 0	0- 0	CONFERENCE	0- 0	0- 0	7- 11				
5- 4	0- 0	0- 0	HOME	0- 0	0- 0	5- 4				
2- 7	0- 0	0- 0	AWAY	0- 0	0- 0	2- 7				
0- 0	0- 0	0- 0	NEUTRAL	0- 0	0- 0	0- 0				

RPI 1-25			RPI 26-50			RPI 51-100			RPI 101+ Team's RPI: 324		
RPI	S	Opponent	Score	RPI	S	Opponent	Score	RPI	S	Opponent	Score
								65	A	Wichita St.	43 81
								78	A	Kansas St.	55 89
								92	A	Missouri	59 97
								124	A	UAB	25 71
								177	A	Texas Southern	59 63
								177	H	Texas Southern	61 65
								178	A	Alabama	60 79
								228	A	Prairie View	59 62
								228	H	Prairie View	57 50
								240	H	Neb. Omaha	63 67
								241	A	Mississippi Val.	63 51
								241	H	Mississippi Val.	64 71
								276	A	Southern U.	44 67
								276	H	Southern U.	59 50
								307	A	Jackson St.	59 70
								307	H	Jackson St.	70 64
								310	A	Alabama A&M	48 59
								310	H	Alabama A&M	62 73
								312	A	Grambling	62 67
								312	H	Grambling	60 62
								329	A	Alabama St.	63 66
								329	H	Alabama St.	68 63
								338	A	Alcorn	50 41
								338	H	Alcorn	50 47
								345	A	New Orleans	63 54
								345	H	New Orleans	75 62
LAST 12 Division I GAMES:											
								241	A	Mississippi Val.	63 51
								276	H	Southern U.	59 50
								310	A	Alabama A&M	48 59
								329	A	Alabama St.	63 66
								307	A	Jackson St.	59 70
								312	A	Grambling	62 67
								228	H	Prairie View	57 50
								241	H	Mississippi Val.	63 51
								307	H	Jackson St.	70 64
								312	H	Grambling	60 62
								228	A	Prairie View	59 62
								177	A	Texas Southern	59 63
								338	H	Alcorn	50 47

Non-Div I Games: Philander Smith 67 48 LeMoyne-Owen 87 57

Ark.-Pine Bluff

■ Loss,
 ■ Non-Conf,
 ■ S Site,
 ■ Home
 ■ Away
 N Neutral

Arkansas

Through Games Of Sunday, March 3, 2013

Average RPI Win:	182	WON-LOST	WINNING	LAST 12	STRENGTH OF	OPP. STRENGTH	TEAM	ADJ.	CONF.	ADJ CONF.
Average RPI Loss:	45	RECORD	PCT. RANK	GAMES	SCHEDULE	OF SCHEDULE	RPI	RPI	RPI	RPI
DIV. I ONLY	18- 11	101	5- 7	74	60	74	74	3	3	
DIV. I NON-CONF.	12- 1	4	0- 0	238	164	49	49	6	6	
TOTALS	RPI 1-25	RPI 26-50	W-L RECORDS	RPI 51-100	RPI 101-150	RPI 150+				
18- 11	0- 6	1- 2	OVERALL	3- 2	3- 0	11- 1				
10- 5	0- 5	1- 0	HOME	2- 0	0- 0	7- 0				
7- 5	0- 1	0- 1	AWAY	1- 2	3- 0	3- 1				
1- 1	0- 0	0- 1	NEUTRAL	0- 0	0- 0	1- 0				
12- 1	0- 0	0- 1	NON-CONFERENCE	1- 0	3- 0	8- 0				
7- 0	0- 0	0- 0	HOME	1- 0	0- 0	6- 0				
4- 0	0- 0	0- 0	AWAY	0- 0	3- 0	1- 0				
1- 1	0- 0	0- 1	NEUTRAL	0- 0	0- 0	1- 0				
6- 10	0- 6	1- 1	CONFERENCE	2- 2	0- 0	3- 1				
3- 5	0- 5	1- 0	HOME	1- 0	0- 0	1- 0				
3- 5	0- 1	0- 1	AWAY	1- 2	0- 0	2- 1				
0- 0	0- 0	0- 0	NEUTRAL	0- 0	0- 0	0- 0				

RPI 1-25				RPI 26-50				RPI 51-100 Team's RPI: 74				RPI 101+			
RPI	S	Opponent	Score	RPI	S	Opponent	Score	RPI	S	Opponent	Score	RPI	S	Opponent	Score
7	H	Tennessee	54 60	30	A	Vanderbilt	58 78	52	H	Kansas	64 56	113	A	Oral Roberts	80 57
9	H	Kentucky	74 80	32	N	Oklahoma	70 73	80	A	Florida	58 69	121	A	Hawaii	83 68
12	H	South Carolina	40 43	34	H	LSU	63 54	91	A	Auburn	47 50	146	A	Tulsa	64 56
16	H	Texas A&M	51 63					92	A	Missouri	58 50	177	H	Texas Southern	72 50
19	A	Georgia	34 66					92	H	Missouri	61 40	178	A	Alabama	91 80
19	H	Georgia	53 57									185	A	Mississippi St.	44 47
												223	A	Furman	73 38
												238	A	Ole Miss	77 66
												238	H	Ole Miss	93 52
												241	H	Mississippi Val.	99 42
												242	H	Coppin St.	71 57
												248	N	Oregon	79 67
												258	H	Pepperdine	64 39
												279	H	Northwestern St.	80 41
												307	H	Jackson St.	97 58
LAST 12 Division I GAMES:															
238	H	Ole Miss	93 52	9	H	Kentucky	74 80								
80	A	Florida	58 69	185	A	Mississippi St.	44 47								
7	H	Tennessee	54 60	238	A	Ole Miss	77 66								
19	A	Georgia	34 66	12	H	South Carolina	40 43								
92	H	Missouri	61 40	92	A	Missouri	58 50								
178	A	Alabama	91 80	19	H	Georgia	53 57								

Non-Div I Games:

Arkansas

■ Loss,
 ■ Non-Conf, S Site,
 ■ Home
 ■ Away
 N Neutral

Average RPI Win:	209	WON-LOST	WINNING	LAST 12	STRENGTH OF	OPP. STRENGTH	TEAM	ADJ.	CONF.	ADJ CONF.
Average RPI Loss:	130	RECORD	PCT. RANK	GAMES	SCHEDULE	OF SCHEDULE	RPI	RPI	RPI	RPI
DIV. I ONLY	15- 14	156	7- 5	132	164	159	159	12	12	
DIV. I NON-CONF.	3- 6	244	0- 0	144	212	254	254	14	14	
TOTALS	RPI 1-25	RPI 26-50	W-L RECORDS	RPI 51-100	RPI 101-150	RPI 150+				
15- 14	0- 0	0- 1	OVERALL	0- 5	4- 2	11- 6				
10- 5	0- 0	0- 0	HOME	0- 3	2- 0	8- 2				
5- 9	0- 0	0- 1	AWAY	0- 2	2- 2	3- 4				
0- 0	0- 0	0- 0	NEUTRAL	0- 0	0- 0	0- 0				
3- 6	0- 0	0- 1	NON-CONFERENCE	0- 1	0- 2	3- 2				
3- 2	0- 0	0- 0	HOME	0- 1	0- 0	3- 1				
0- 4	0- 0	0- 1	AWAY	0- 0	0- 2	0- 1				
0- 0	0- 0	0- 0	NEUTRAL	0- 0	0- 0	0- 0				
12- 8	0- 0	0- 0	CONFERENCE	0- 4	4- 0	8- 4				
7- 3	0- 0	0- 0	HOME	0- 2	2- 0	5- 1				
5- 5	0- 0	0- 0	AWAY	0- 2	2- 0	3- 3				
0- 0	0- 0	0- 0	NEUTRAL	0- 0	0- 0	0- 0				

RPI S	Opponent	Score	RPI S	Opponent	Score	RPI S	Opponent	Score	RPI S	Opponent	Score	Team's RPI: 159
45	A Toledo	34 56	51	A Middle Tenn.	49 93	102	A Western Ky.	78 74				
			51	H Middle Tenn.	70 72	102	H Western Ky.	63 58				
			65	H Wichita St.	51 60	108	A Southern California	58 72				
			74	A UALR	50 58	112	A FIU	60 57				
			74	H UALR	50 54	112	H FIU	49 43				
						139	A UT Martin	62 72				
						154	A Missouri St.	60 83				
						155	A South Ala.	47 53				
						155	H South Ala.	72 61				
						167	H Nicholls St.	66 58				
						211	A Fla. Atlantic	71 79				
						211	H Fla. Atlantic	74 56				
						213	A North Texas	51 53				
						213	H North Texas	62 64				
						226	A La.-Monroe	77 58				
						226	H La.-Monroe	71 58				
						234	H Central Ark.	58 51				
						272	H Southeast Mo. St.	51 52				
						292	A La.-Lafayette	48 39				
						292	H La.-Lafayette	77 53				
						302	A Troy	87 74				
						302	H Troy	71 49				
						306	H Austin Peay	75 44				
LAST 12 Division I GAMES:												
74	A UALR	50 58	51	A Middle Tenn.	49 93							
213	A North Texas	51 53	213	H North Texas	62 64							
302	H Troy	71 49	155	H South Ala.	72 61							
226	A La.-Monroe	77 58	211	H Fla. Atlantic	74 56							
74	H UALR	50 54	302	A Troy	87 74							
102	A Western Ky.	78 74	226	H La.-Monroe	71 58							

Non-Div I Games:

Arkansas St.

Average RPI Win: 229	WON-LOST	WINNING	LAST 12	STRENGTH OF	OPP. STRENGTH	TEAM	ADJ.	CONF.	ADJ CONF.
Average RPI Loss: 216	RECORD	PCT. RANK	GAMES	SCHEDULE	OF SCHEDULE	RPI	RPI	RPI	RPI
DIV. I ONLY	21- 7	46	9- 3	330	232	127	127	15	15
DIV. I NON-CONF.	10- 4	70	0- 0	343	328	225	225	17	17
TOTALS	RPI 1-25	RPI 26-50	W-L RECORDS	RPI 51-100	RPI 101-150	RPI 150+			
21- 7	0- 0	0- 0	OVERALL	0- 0	3- 1	18- 6			
10- 3	0- 0	0- 0	HOME	0- 0	2- 0	8- 3			
11- 4	0- 0	0- 0	AWAY	0- 0	1- 1	10- 3			
0- 0	0- 0	0- 0	NEUTRAL	0- 0	0- 0	0- 0			
10- 4	0- 0	0- 0	NON-CONFERENCE	0- 0	0- 0	10- 4			
4- 2	0- 0	0- 0	HOME	0- 0	0- 0	4- 2			
6- 2	0- 0	0- 0	AWAY	0- 0	0- 0	6- 2			
0- 0	0- 0	0- 0	NEUTRAL	0- 0	0- 0	0- 0			
11- 3	0- 0	0- 0	CONFERENCE	0- 0	3- 1	8- 2			
6- 1	0- 0	0- 0	HOME	0- 0	2- 0	4- 1			
5- 2	0- 0	0- 0	AWAY	0- 0	1- 1	4- 1			
0- 0	0- 0	0- 0	NEUTRAL	0- 0	0- 0	0- 0			

RPI 1-25			RPI 26-50			RPI 51-100			RPI 101+			Team's RPI: 127
RPI	S	Opponent	Score	RPI	S	Opponent	Score	RPI	S	Opponent	Score	
								107	A	Navy	48	40
								107	H	Navy	53	42
								115	A	American	42	45
								115	H	American	61	46
								152	A	Holy Cross	62	35
								152	H	Holy Cross	46	51
								181	H	Yale	53	47
								182	H	Penn	58	53
								192	A	Rider	60	66
								200	A	Lehigh	61	56
								200	H	Lehigh	62	52
								206	A	Bucknell	44	35
								206	H	Bucknell	68	60
								220	H	Loyola Maryland	47	53
								229	A	Lafayette	63	43
								229	H	Lafayette	70	57
								247	H	Bryant	67	51
								259	A	Fairleigh Dickinson	57	52
								261	A	Colgate	56	60
								261	H	Colgate	51	48
								268	H	St. Francis Brooklyn	47	59
								286	A	Morgan St.	63	59
								304	A	Brown	45	48
								320	A	Manhattan	54	49
								321	A	Air Force	72	68
								328	A	Wagner	65	62
LAST 12 Division I GAMES:												
200	H	Lehigh	62	52	206	A	Bucknell	44	35			
152	A	Holy Cross	62	35	200	A	Lehigh	61	56			
115	H	American	61	46	152	H	Holy Cross	46	51			
261	A	Colgate	56	60	115	A	American	42	45			
107	A	Navy	48	40	261	H	Colgate	51	48			
229	H	Lafayette	70	57	107	H	Navy	53	42			

Non-Div I Games: Merchant Marine 77 40

Army

■ Loss,
 ■ Non-Conf,
 ■ S Site,
 ■ Home
 ■ Away
 N Neutral

RPI	S	Opponent	Score	
330	A	Weber St.	77	58
337	H	Columbia	61	51

A
r
m
y

A
r
m
y

Army

Average RPI Win:	201	WON-LOST	WINNING	LAST 12	STRENGTH OF	OPP. STRENGTH	TEAM	ADJ.	CONF.	ADJ CONF.
Average RPI Loss:	48	RECORD	PCT. RANK	GAMES	SCHEDULE	OF SCHEDULE	RPI	RPI	RPI	RPI
DIV. I ONLY	16- 13	138	3- 9	61	71	91	91	3	3	
DIV. I NON-CONF.	11- 2	23	0- 0	222	262	72	72	6	6	
TOTALS	RPI 1-25	RPI 26-50	W-L RECORDS	RPI 51-100	RPI 101-150	RPI 150+				
16- 13	0- 6	1- 3	OVERALL	3- 2	0- 1	12- 1				
12- 3	0- 1	1- 1	HOME	2- 1	0- 0	9- 0				
2- 9	0- 5	0- 1	AWAY	1- 1	0- 1	1- 1				
2- 1	0- 0	0- 1	NEUTRAL	0- 0	0- 0	2- 0				
11- 2	0- 0	1- 1	NON-CONFERENCE	1- 0	0- 1	9- 0				
7- 0	0- 0	1- 0	HOME	0- 0	0- 0	6- 0				
2- 1	0- 0	0- 0	AWAY	1- 0	0- 1	1- 0				
2- 1	0- 0	0- 1	NEUTRAL	0- 0	0- 0	2- 0				
5- 11	0- 6	0- 2	CONFERENCE	2- 2	0- 0	3- 1				
5- 3	0- 1	0- 1	HOME	2- 1	0- 0	3- 0				
0- 8	0- 5	0- 1	AWAY	0- 1	0- 0	0- 1				
0- 0	0- 0	0- 0	NEUTRAL	0- 0	0- 0	0- 0				

RPI 1-25				RPI 26-50				RPI 51-100 Team's RPI: 91				RPI 101+			
RPI	S	Opponent	Score	RPI	S	Opponent	Score	RPI	S	Opponent	Score	RPI	S	Opponent	Score
7	A	Tennessee	61 83	30	A	Vanderbilt	44 59	74	H	Arkansas	50 47	109	A	North Carolina St.	71 85
7	H	Tennessee	66 75	34	H	LSU	55 59	80	H	Florida	57 65	153	H	Temple	71 49
9	A	Kentucky	53 97	36	N	San Diego St.	57 78	84	A	Tulane	70 65	157	H	Hofstra	68 58
12	A	South Carolina	51 59	47	H	Chattanooga	53 40	92	A	Missouri	76 82	164	A	George Washington	69 59
16	A	Texas A&M	56 78					92	H	Missouri	67 59	178	A	Alabama	51 61
19	A	Georgia	58 61									178	H	Alabama	70 53
												185	H	Mississippi St.	74 65
												238	H	Ole Miss	76 52
												250	H	Samford	80 51
												301	H	Jacksonville	85 49
												310	H	Alabama A&M	93 44
												326	N	Maine	71 41
												329	H	Alabama St.	80 43
												334	N	A&M-Corpus Christi	72 57
LAST 12 Division I GAMES:															
185	H	Mississippi St.	74 65	19	A	Georgia	58 61								
30	A	Vanderbilt	44 59	12	A	South Carolina	51 59								
92	H	Missouri	67 59	34	H	LSU	55 59								
7	A	Tennessee	61 83	178	A	Alabama	51 61								
178	H	Alabama	70 53	9	A	Kentucky	53 97								
80	H	Florida	57 65	7	H	Tennessee	66 75								

Non-Div I Games:

Auburn

■ Loss,
 ■ Non-Conf, S Site,
 ■ Home
 ■ Away
 N Neutral

Average RPI Win:	279	WON-LOST	WINNING	LAST 12	STRENGTH OF	OPP. STRENGTH	TEAM	ADJ.	CONF.	ADJ CONF.
Average RPI Loss:	177	RECORD	PCT. RANK	GAMES	SCHEDULE	OF SCHEDULE	RPI	RPI	RPI	RPI
DIV. I ONLY	6- 21	313	2- 10	233	271	306	306	28	28	
DIV. I NON-CONF.	4- 7	233	0- 0	228	215	251	251	29	29	
TOTALS	RPI 1-25	RPI 26-50	W-L RECORDS	RPI 51-100	RPI 101-150	RPI 150+				
6- 21	0- 1	0- 1	OVERALL	0- 1	0- 5	6- 13				
3- 9	0- 1	0- 0	HOME	0- 0	0- 2	3- 6				
3- 11	0- 0	0- 1	AWAY	0- 1	0- 3	3- 6				
0- 1	0- 0	0- 0	NEUTRAL	0- 0	0- 0	0- 1				
4- 7	0- 1	0- 1	NON-CONFERENCE	0- 1	0- 1	4- 3				
3- 1	0- 1	0- 0	HOME	0- 0	0- 0	3- 0				
1- 5	0- 0	0- 1	AWAY	0- 1	0- 1	1- 2				
0- 1	0- 0	0- 0	NEUTRAL	0- 0	0- 0	0- 1				
2- 14	0- 0	0- 0	CONFERENCE	0- 0	0- 4	2- 10				
0- 8	0- 0	0- 0	HOME	0- 0	0- 2	0- 6				
2- 6	0- 0	0- 0	AWAY	0- 0	0- 2	2- 4				
0- 0	0- 0	0- 0	NEUTRAL	0- 0	0- 0	0- 0				

RPI 1-25					RPI 26-50					RPI 51-100					RPI 101+					Team's RPI: 306	
RPI	S	Opponent	Score		RPI	S	Opponent	Score		RPI	S	Opponent	Score		RPI	S	Opponent	Score			
22	H	Louisville	52	90	30	A	Vanderbilt	36	67	51	A	Middle Tenn.	56	70	118	A	Eastern Ill.	59	88		
															118	H	Eastern Ill.	43	68		
															124	A	UAB	54	72		
															139	A	UT Martin	57	84		
															139	H	UT Martin	64	81		
															159	A	Arkansas St.	44	75		
															172	A	Tennessee Tech	51	73		
															187	H	Ball St.	79	66		
															190	A	SIU Edwardsville	67	53		
															190	H	SIU Edwardsville	49	54		
															191	A	Eastern Ky.	55	69		
															195	H	Belmont	58	71		
															204	H	Tennessee St.	52	71		
															233	A	Murray St.	61	65		
															233	H	Murray St.	72	77		
															253	A	UTSA	67	69		
															272	A	Southeast Mo. St.	57	71		
															272	H	Southeast Mo. St.	51	69		
															288	N	William & Mary	76	88		
															305	H	Morehead St.	71	77		
															310	A	Alabama A&M	67	54		
															311	H	Binghamton	71	67		
															335	H	Lipscomb	69	42		
															343	A	Jacksonville St.	78	71		
LAST 12 Division I GAMES:																					
139	H	UT Martin	64	81	272	H	Southeast Mo. St.	51	69												
195	H	Belmont	58	71	233	A	Murray St.	61	65												
191	A	Eastern Ky.	55	69	343	A	Jacksonville St.	78	71												
118	A	Eastern Ill.	59	88	172	A	Tennessee Tech	51	73												
190	A	SIU Edwardsville	67	53	190	H	SIU Edwardsville	49	54												
204	H	Tennessee St.	52	71	118	H	Eastern Ill.	43	68												

Non-Div I Games: St. Catharine 84 62

Austin Peay

■ Loss,
 ■ Non-Conf, S Site,
 ■ Home
 ■ Away
 N Neutral

BYU				STRENGTH OF SCHEDULE	OPP. STRENGTH OF SCHEDULE	TEAM RPI	ADJ. RPI	CONF. RPI	ADJ CONF. RPI
Average RPI Win:	171	WON-LOST RECORD	WINNING PCT. RANK						
Average RPI Loss:	101		LAST 12 GAMES						
DIV. I ONLY	19- 9	74	8- 4	171	77	79	79	7	7
DIV. I NON-CONF.	8- 4	84	0- 0	230	42	95	95	7	7

TOTALS	RPI 1-25	RPI 26-50	W-L RECORDS	RPI 51-100	RPI 101-150	RPI 150+			
19- 9	0- 0	1- 4	OVERALL	2- 1	6- 1	10- 3			
12- 1	0- 0	1- 1	HOME	1- 0	4- 0	6- 0			
7- 7	0- 0	0- 2	AWAY	1- 1	2- 1	4- 3			
0- 1	0- 0	0- 1	NEUTRAL	0- 0	0- 0	0- 0			
8- 4	0- 0	0- 1	NON-CONFERENCE	0- 1	4- 1	4- 1			
5- 0	0- 0	0- 0	HOME	0- 0	3- 0	2- 0			
3- 3	0- 0	0- 0	AWAY	0- 1	1- 1	2- 1			
0- 1	0- 0	0- 1	NEUTRAL	0- 0	0- 0	0- 0			
11- 5	0- 0	1- 3	CONFERENCE	2- 0	2- 0	6- 2			
7- 1	0- 0	1- 1	HOME	1- 0	1- 0	4- 0			
4- 4	0- 0	0- 2	AWAY	1- 0	1- 0	2- 2			
0- 0	0- 0	0- 0	NEUTRAL	0- 0	0- 0	0- 0			

RPI 1-25				RPI 26-50				RPI 51-100				Team's RPI: 79		RPI 101+			
RPI	S	Opponent	Score	RPI	S	Opponent	Score	RPI	S	Opponent	Score			RPI	S	Opponent	Score
				26	N	Creighton	62 65	77	A	San Diego	57 54			103	A	Utah	53 48
				39	A	Gonzaga	59 74	77	H	San Diego	53 48			131	A	Boston College	56 62
				39	H	Gonzaga	55 66	85	A	Harvard	65 71			143	H	Utah St.	81 77
				43	A	St. Mary's (CA)	52 64							145	A	Santa Clara	65 48
				43	H	St. Mary's (CA)	66 58							145	H	Santa Clara	65 42
LAST 12 Division I GAMES:																	
				219	A	Portland	73 63	43	A	St. Mary's (CA)	52 64						
				179	A	Loyola Marymount	55 68	77	H	San Diego	53 48						
				39	H	Gonzaga	55 66	145	A	Santa Clara	65 48						
				219	H	Portland	79 64	43	H	St. Mary's (CA)	66 58						
				258	A	Pepperdine	67 44	205	A	San Francisco	56 65						
				145	H	Santa Clara	65 42	179	H	Loyola Marymount	72 53						

Non-Div I Games: Western N.M. 72 31

BYU

Loss, Non-Conf, S Site, H Home A Away N Neutral

Average RPI Win: 230		WON-LOST	WINNING	LAST 12	STRENGTH OF	OPP. STRENGTH	TEAM	ADJ.	CONF.	ADJ CONF.
Average RPI Loss: 155		RECORD	PCT. RANK	GAMES	SCHEDULE	OF SCHEDULE	RPI	RPI	RPI	RPI
DIV. I ONLY		15- 13	144	10- 2	240	203	187	187	18	18
DIV. I NON-CONF.		3- 10	296	0- 0	197	283	295	295	18	18
TOTALS		RPI 1-25	RPI 26-50		W-L RECORDS		RPI 51-100	RPI 101-150	RPI 150+	
15- 13	0- 0	0- 1		OVERALL		2- 3	1- 3		12- 6	
9- 5	0- 0	0- 1		HOME		1- 1	1- 1		7- 2	
6- 8	0- 0	0- 0		AWAY		1- 2	0- 2		5- 4	
0- 0	0- 0	0- 0		NEUTRAL		0- 0	0- 0		0- 0	
3- 10	0- 0	0- 0		NON-CONFERENCE		0- 2	1- 2		2- 6	
2- 4	0- 0	0- 0		HOME		0- 1	1- 1		1- 2	
1- 6	0- 0	0- 0		AWAY		0- 1	0- 1		1- 4	
0- 0	0- 0	0- 0		NEUTRAL		0- 0	0- 0		0- 0	
12- 3	0- 0	0- 1		CONFERENCE		2- 1	0- 1		10- 0	
7- 1	0- 0	0- 1		HOME		1- 0	0- 0		6- 0	
5- 2	0- 0	0- 0		AWAY		1- 1	0- 1		4- 0	
0- 0	0- 0	0- 0		NEUTRAL		0- 0	0- 0		0- 0	

RPI 1-25			
RPI	S	Opponent	Score
45	H	Toledo	64 68
RPI 26-50			
RPI	S	Opponent	Score
45	H	Toledo	64 68
RPI 51-100			
RPI	S	Opponent	Score
67	H	Wyoming	61 64
70	A	Illinois St.	56 71
76	A	Central Mich.	67 63
76	H	Central Mich.	68 61
99	A	Bowling Green	42 73
RPI 101+			
RPI	S	Opponent	Score
104	H	Butler	62 70
105	A	Stetson	66 78
117	A	Akron	52 64
123	H	Detroit	73 64
156	H	Miami (OH)	62 59
165	H	Northern Ky.	67 69
217	H	Evansville	45 54
230	A	Eastern Mich.	56 41
230	H	Eastern Mich.	56 34
233	A	Murray St.	53 63
244	A	Marshall	45 70
249	A	Valparaiso	53 58
255	H	IPFW	53 46
260	A	Western Mich.	73 50
260	H	Western Mich.	60 46
266	A	Buffalo	69 55
274	A	Northern Ill.	57 51
274	H	Northern Ill.	64 54
306	A	Austin Peay	66 79
314	A	Bethune-Cookman	61 56
322	H	Ohio	77 46
339	H	Kent St.	59 44
Team's RPI: 187			
LAST 12 Division I GAMES:			
260	H	Western Mich.	60 46
76	A	Central Mich.	67 63
274	H	Northern Ill.	64 54
230	H	Eastern Mich.	56 34
117	A	Akron	52 64
45	H	Toledo	64 68
76	H	Central Mich.	68 61
230	A	Eastern Mich.	56 41
260	A	Western Mich.	73 50
322	H	Ohio	77 46
266	A	Buffalo	69 55
339	H	Kent St.	59 44

Non-Div I Games:

Ball St.

■ Loss, ■ Non-Conf, S Site, H Home A Away N Neutral

Average RPI Win:	77	WON-LOST	WINNING	LAST 12	STRENGTH OF	OPP. STRENGTH	TEAM	ADJ.	CONF.	ADJ CONF.
Average RPI Loss:	3	RECORD	PCT. RANK	GAMES	SCHEDULE	OF SCHEDULE	RPI	RPI	RPI	RPI
DIV. I ONLY	28- 1	1	12- 0	1	4	1	1	1	1	1
DIV. I NON-CONF.	11- 1	14	1- 0	1	12	1	1	1	1	1
TOTALS	RPI 1-25	RPI 26-50	W-L RECORDS	RPI 51-100	RPI 101-150	RPI 150+				
28- 1	4- 1	10- 0	OVERALL	4- 0	6- 0	4- 0				
14- 0	2- 0	5- 0	HOME	2- 0	2- 0	3- 0				
13- 0	2- 0	5- 0	AWAY	2- 0	3- 0	1- 0				
1- 1	0- 1	0- 0	NEUTRAL	0- 0	1- 0	0- 0				
11- 1	4- 1	0- 0	NON-CONFERENCE	1- 0	4- 0	2- 0				
6- 0	2- 0	0- 0	HOME	1- 0	1- 0	2- 0				
4- 0	2- 0	0- 0	AWAY	0- 0	2- 0	0- 0				
1- 1	0- 1	0- 0	NEUTRAL	0- 0	1- 0	0- 0				
17- 0	0- 0	10- 0	CONFERENCE	3- 0	2- 0	2- 0				
8- 0	0- 0	5- 0	HOME	1- 0	1- 0	1- 0				
9- 0	0- 0	5- 0	AWAY	2- 0	1- 0	1- 0				
0- 0	0- 0	0- 0	NEUTRAL	0- 0	0- 0	0- 0				

RPI	S	Opponent	Score	RPI	S	Opponent	Score	RPI	S	Opponent	Score	RPI	S	Opponent	Score
2	A	Connecticut	76 70	29	A	Iowa St.	66 51	52	A	Kansas	82 60	113	H	Oral Roberts	94 56
3	N	Stanford	69 71	29	H	Iowa St.	67 39	52	H	Kansas	86 45	114	A	Texas	75 48
4	A	Notre Dame	73 61	32	A	Oklahoma	86 64	73	H	Liberty	92 60	114	H	Texas	67 47
7	H	Tennessee	76 53	32	H	Oklahoma	82 65	78	A	Kansas St.	90 69	121	A	Hawaii	77 42
9	H	Kentucky	85 51	33	A	Texas Tech	90 60					135	A	Rice	89 49
				33	H	Texas Tech	89 47					139	N	UT Martin	82 67
				40	A	Oklahoma St.	81 62					151	H	Lamar	80 34
				40	H	Oklahoma St.	83 49					176	A	TCU	74 35
				41	A	West Virginia	80 49					176	H	TCU	78 45
				41	H	West Virginia	76 58					289	H	Southeastern La.	106 41
LAST 12 Division I GAMES:															
				41	A	West Virginia	80 49					114	A	Texas	75 48
				32	A	Oklahoma	86 64					52	H	Kansas	86 45
				114	H	Texas	67 47					40	A	Oklahoma St.	81 62
				2	A	Connecticut	76 70					33	A	Texas Tech	90 60
				176	H	TCU	78 45					32	H	Oklahoma	82 65
				33	H	Texas Tech	89 47					29	A	Iowa St.	66 51

Non-Div I Games:

Baylor

Average RPI Win: 270	WON-LOST	WINNING	LAST 12	STRENGTH OF	OPP. STRENGTH	TEAM	ADJ.	CONF.	ADJ CONF.
Average RPI Loss: 157	RECORD	PCT. RANK	GAMES	SCHEDULE	OF SCHEDULE	RPI	RPI	RPI	RPI
DIV. I ONLY	17- 12	118	8- 4	318	282	195	195	28	28
DIV. I NON-CONF.	6- 7	183	1- 0	307	237	246	246	29	29
TOTALS	RPI 1-25	RPI 26-50	W-L RECORDS	RPI 51-100	RPI 101-150	RPI 150+			
17- 12	0- 1	0- 1	OVERALL	0- 0	1- 3	16- 7			
10- 3	0- 0	0- 1	HOME	0- 0	1- 1	9- 1			
7- 9	0- 1	0- 0	AWAY	0- 0	0- 2	7- 6			
0- 0	0- 0	0- 0	NEUTRAL	0- 0	0- 0	0- 0			
6- 7	0- 1	0- 1	NON-CONFERENCE	0- 0	0- 2	6- 3			
3- 2	0- 0	0- 1	HOME	0- 0	0- 1	3- 0			
3- 5	0- 1	0- 0	AWAY	0- 0	0- 1	3- 3			
0- 0	0- 0	0- 0	NEUTRAL	0- 0	0- 0	0- 0			
11- 5	0- 0	0- 0	CONFERENCE	0- 0	1- 1	10- 4			
7- 1	0- 0	0- 0	HOME	0- 0	1- 0	6- 1			
4- 4	0- 0	0- 0	AWAY	0- 0	0- 1	4- 3			
0- 0	0- 0	0- 0	NEUTRAL	0- 0	0- 0	0- 0			

RPI 1-25				RPI 26-50				RPI 51-100				RPI 101+ Team's RPI: 195			
RPI	S	Opponent	Score	RPI	S	Opponent	Score	RPI	S	Opponent	Score	RPI	S	Opponent	Score
19	A	Georgia	38 70	47	H	Chattanooga	54 84					118	A	Eastern Ill.	43 60
												124	A	Indiana St.	34 48
												132	H	IUPUI	53 61
												139	H	UT Martin	58 56
												161	A	Cincinnati	54 68
												172	A	Tennessee Tech	52 58
												172	H	Tennessee Tech	62 67
												183	A	Indiana	58 54
												190	H	SIU Edwardsville	66 52
												191	A	Eastern Ky.	51 55
												191	H	Eastern Ky.	65 49
												204	A	Tennessee St.	53 54
												204	H	Tennessee St.	66 54
												233	A	Murray St.	59 50
												238	A	Ole Miss	48 63
												256	H	Georgia St.	85 62
												272	H	Southeast Mo. St.	71 58
												300	A	Texas St.	76 82
												305	A	Morehead St.	88 45
												305	H	Morehead St.	59 45
												306	A	Austin Peay	71 58
												311	H	Binghamton	66 47
												334	A	A&M-Corpus Christi	75 54
												335	A	Lipscomb	70 54
												335	H	Lipscomb	61 39
												343	A	Jacksonville St.	68 62
LAST 12 Division I GAMES:															
343	H	Jacksonville St.	69 49	172	H	Tennessee Tech	62 67								
306	A	Austin Peay	71 58	305	A	Morehead St.	88 45								
118	A	Eastern Ill.	43 60	191	A	Eastern Ky.	51 55								
204	A	Tennessee St.	53 54	191	H	Eastern Ky.	65 49								
335	H	Lipscomb	61 39	204	H	Tennessee St.	66 54								
305	H	Morehead St.	59 45	233	A	Murray St.	59 50								

Non-Div I Games:

Belmont

■ Loss,
 ■ Non-Conf, S Site,
 ■ Home
 ■ Away
 N Neutral

RPI	S	Opponent	Score
343	H	Jacksonville St.	69 49

Belmont

B
e
l
m
o
n
t

B
e
l
m
o
n
t

Through Games of Sunday, March 9, 1919										
Average RPI Win: 293		WON-LOST	WINNING	LAST 12	STRENGTH OF	OPP. STRENGTH	TEAM	ADJ.	CONF.	ADJ CONF.
Average RPI Loss: 208		RECORD	PCT. RANK	GAMES	SCHEDULE	OF SCHEDULE	RPI	RPI	RPI	RPI
DIV. I ONLY		10- 14	211	6- 6	341	321	314	314	30	30
DIV. I NON-CONF.		3- 7	264	0- 0	333	317	328	328	30	30
TOTALS		RPI 1-25	RPI 26-50	W-L RECORDS	RPI 51-100	RPI 101-150	RPI 150+			
10- 14	0- 0		0- 0	OVERALL	0- 0	1- 6	9- 8			
6- 5	0- 0		0- 0	HOME	0- 0	1- 2	5- 3			
2- 9	0- 0		0- 0	AWAY	0- 0	0- 4	2- 5			
2- 0	0- 0		0- 0	NEUTRAL	0- 0	0- 0	2- 0			
3- 7	0- 0		0- 0	NON-CONFERENCE	0- 0	0- 2	3- 5			
1- 2	0- 0		0- 0	HOME	0- 0	0- 0	1- 2			
0- 5	0- 0		0- 0	AWAY	0- 0	0- 2	0- 3			
2- 0	0- 0		0- 0	NEUTRAL	0- 0	0- 0	2- 0			
7- 7	0- 0		0- 0	CONFERENCE	0- 0	1- 4	6- 3			
5- 3	0- 0		0- 0	HOME	0- 0	1- 2	4- 1			
2- 4	0- 0		0- 0	AWAY	0- 0	0- 2	2- 2			
0- 0	0- 0		0- 0	NEUTRAL	0- 0	0- 0	0- 0			

[illegible]

Non-Div I Games:	Edward Waters	88	46	Trinity Baptist	84	41
------------------	---------------	----	----	-----------------	----	----

Bethune-Cookman

Loss, Non-Conf, S Site, H Home A Away N Neutral

Binghamton

Through Games Of Sunday, March 3, 2013

Average RPI Win:	253	WON-LOST	WINNING	LAST 12	STRENGTH OF	OPP. STRENGTH	TEAM	ADJ.	CONF.	ADJ CONF.
Average RPI Loss:	202	RECORD	PCT. RANK	GAMES	SCHEDULE	OF SCHEDULE	RPI	RPI	RPI	RPI
DIV. I ONLY	6- 23	321	4- 8	257	294	311	311	23	23	
DIV. I NON-CONF.	1- 12	332	0- 0	302	314	338	338	24	24	
TOTALS	RPI 1-25	RPI 26-50	W-L RECORDS	RPI 51-100	RPI 101-150	RPI 150+				
6- 23	0- 0	0- 1	OVERALL	0- 4	1- 2	5- 16				
2- 10	0- 0	0- 0	HOME	0- 2	1- 0	1- 8				
4- 11	0- 0	0- 1	AWAY	0- 2	0- 2	4- 6				
0- 2	0- 0	0- 0	NEUTRAL	0- 0	0- 0	0- 2				
1- 12	0- 0	0- 1	NON-CONFERENCE	0- 0	0- 1	1- 10				
0- 4	0- 0	0- 0	HOME	0- 0	0- 0	0- 4				
1- 6	0- 0	0- 1	AWAY	0- 0	0- 1	1- 4				
0- 2	0- 0	0- 0	NEUTRAL	0- 0	0- 0	0- 2				
5- 11	0- 0	0- 0	CONFERENCE	0- 4	1- 1	4- 6				
2- 6	0- 0	0- 0	HOME	0- 2	1- 0	1- 4				
3- 5	0- 0	0- 0	AWAY	0- 2	0- 1	3- 2				
0- 0	0- 0	0- 0	NEUTRAL	0- 0	0- 0	0- 0				

RPI S	Opponent	Score	RPI S	Opponent	Score	RPI S	Opponent	Score	RPI S	Opponent	Score	Team's RPI: 311
46	A Syracuse	45 68	56	A Boston U.	52 57	101	A Hartford	50 65				
			56	H Boston U.	51 73	101	H Hartford	46 44				
			66	A Albany (NY)	41 69	140	A Arizona St.	35 60				
			66	H Albany (NY)	47 72	195	A Belmont	47 66				
						200	A Lehigh	37 67				
						215	A Stony Brook	34 56				
						215	H Stony Brook	57 60				
						216	A St. Bonaventure	34 61				
						251	H Niagara	57 63				
						257	A New Hampshire	55 42				
						257	H New Hampshire	52 60				
						259	N Fairleigh Dickinson	41 54				
						264	H Canisius	48 61				
						265	H Siena	44 62				
						266	A Buffalo	65 60				
						267	N UNLV	56 58				
						275	H Cornell	56 60				
						285	A UMBC	66 57				
						285	H UMBC	62 45				
						298	A Vermont	43 61				
						298	H Vermont	56 61				
						306	A Austin Peay	67 71				
						326	A Maine	67 65				
						326	H Maine	68 74				
LAST 12 Division I GAMES:												
285	H UMBC	62 45	101	A Hartford	50 65							
298	A Vermont	43 61	66	A Albany (NY)	41 69							
257	A New Hampshire	55 42	285	A UMBC	66 57							
326	H Maine	68 74	257	H New Hampshire	52 60							
215	H Stony Brook	57 60	326	A Maine	67 65							
56	H Boston U.	51 73	298	H Vermont	56 61							

Non-Div I Games:

Binghamton

Loss, Non-Conf, S Site, H Home A Away N Neutral

Average RPI Win:	259	WON-LOST	WINNING	LAST 12	STRENGTH OF	OPP. STRENGTH	TEAM	ADJ.	CONF.	ADJ CONF.
Average RPI Loss:	155	RECORD	PCT. RANK	GAMES	SCHEDULE	OF SCHEDULE	RPI	RPI	RPI	RPI
DIV. I ONLY	9- 16	254	3- 9	266	195	277	277	17	17	
DIV. I NON-CONF.	5- 6	190	0- 0	256	246	242	242	16	16	
TOTALS	RPI 1-25	RPI 26-50	W-L RECORDS	RPI 51-100	RPI 101-150	RPI 150+				
9- 16	0- 0	0- 2	OVERALL	1- 5	0- 1	8- 8				
5- 7	0- 0	0- 1	HOME	1- 2	0- 1	4- 3				
3- 8	0- 0	0- 1	AWAY	0- 2	0- 0	3- 5				
1- 1	0- 0	0- 0	NEUTRAL	0- 1	0- 0	1- 0				
5- 6	0- 0	0- 1	NON-CONFERENCE	0- 2	0- 1	5- 2				
2- 3	0- 0	0- 0	HOME	0- 1	0- 1	2- 1				
2- 2	0- 0	0- 1	AWAY	0- 0	0- 0	2- 1				
1- 1	0- 0	0- 0	NEUTRAL	0- 1	0- 0	1- 0				
4- 10	0- 0	0- 1	CONFERENCE	1- 3	0- 0	3- 6				
3- 4	0- 0	0- 1	HOME	1- 1	0- 0	2- 2				
1- 6	0- 0	0- 0	AWAY	0- 2	0- 0	1- 4				
0- 0	0- 0	0- 0	NEUTRAL	0- 0	0- 0	0- 0				

RPI S	Opponent	Score	RPI S	Opponent	Score	RPI S	Opponent	Score	RPI S	Opponent	Score	Team's RPI: 277
36	H San Diego St.	40 64	46	A Syracuse	48 87	67	A Wyoming	60 77	120	H Idaho St.	55 64	
						67	H Wyoming	70 68	188	A New Mexico	53 58	
						77	N San Diego	70 77	188	H New Mexico	58 66	
						96	A Fresno St.	57 70	201	H South Dakota	52 50	
						96	H Fresno St.	65 83	205	A San Francisco	61 75	
						97	H Eastern Wash.	63 74	219	H Portland	49 73	
									231	A Colorado St.	60 72	
									231	H Colorado St.	56 57	
									262	H North Dakota St.	80 61	
									267	A UNLV	61 75	
									284	N UMKC	71 64	
									287	A Nevada	80 62	
									287	H Nevada	67 58	
									295	A Utah Valley	80 63	
									321	A Air Force	72 77	
									321	H Air Force	66 65	
									330	A Weber St.	70 56	
LAST 12 Division I GAMES:												
231	A Colorado St.	60 72	36	H San Diego St.	40 64	267	A UNLV	61 75				
287	A Nevada	80 62	231	H Colorado St.	56 57	287	H Nevada	67 58				
96	H Fresno St.	65 83	96	A Fresno St.	57 70							
321	A Air Force	72 77	321	H Air Force	66 65							
188	H New Mexico	58 66										
67	A Wyoming	60 77										

Non-Div I Games: Col. of Idaho 61 47 Carroll (MT) 76 64

Boise St.

■ Loss,
 ■ Non-Conf, S Site,
 ■ Home
 ■ Away
 N Neutral

Average RPI Win:	153	WON-LOST	WINNING	LAST 12	STRENGTH OF	OPP. STRENGTH	TEAM	ADJ.	CONF.	ADJ CONF.
Average RPI Loss:	70	RECORD	PCT. RANK	GAMES	SCHEDULE	OF SCHEDULE	RPI	RPI	RPI	RPI
DIV. I ONLY	11- 18	238	3- 9	31	59	131	131	5	5	
DIV. I NON-CONF.	6- 5	147	0- 0	82	179	129	129	4	4	
TOTALS	RPI 1-25	RPI 26-50	W-L RECORDS	RPI 51-100	RPI 101-150	RPI 150+				
11- 18	0- 8	0- 1	OVERALL	4- 5	2- 1	5- 3				
7- 8	0- 4	0- 0	HOME	4- 1	1- 1	2- 2				
3- 9	0- 4	0- 1	AWAY	0- 3	1- 0	2- 1				
1- 1	0- 0	0- 0	NEUTRAL	0- 1	0- 0	1- 0				
6- 5	0- 0	0- 0	NON-CONFERENCE	2- 4	0- 1	4- 0				
4- 2	0- 0	0- 0	HOME	2- 1	0- 1	2- 0				
1- 2	0- 0	0- 0	AWAY	0- 2	0- 0	1- 0				
1- 1	0- 0	0- 0	NEUTRAL	0- 1	0- 0	1- 0				
5- 13	0- 8	0- 1	CONFERENCE	2- 1	2- 0	1- 3				
3- 6	0- 4	0- 0	HOME	2- 0	1- 0	0- 2				
2- 7	0- 4	0- 1	AWAY	0- 1	1- 0	1- 1				
0- 0	0- 0	0- 0	NEUTRAL	0- 0	0- 0	0- 0				

RPI 1-25				RPI 26-50				RPI 51-100				RPI 101+ Team's RPI: 131			
RPI	S	Opponent	Score	RPI	S	Opponent	Score	RPI	S	Opponent	Score	RPI	S	Opponent	Score
6	A	Duke	56 80	50	A	Miami (FL)	54 79	56	A	Boston U.	46 52	109	H	North Carolina St.	81 69
6	H	Duke	53 90					72	H	Rutgers	58 56	133	A	Virginia Tech	53 46
10	A	Maryland	62 85					79	H	BYU	62 56	140	H	Arizona St.	59 68
10	H	Maryland	61 86					87	A	Hampton	57 60	152	A	Holy Cross	71 52
14	A	North Carolina	57 85					89	H	Georgia Tech	74 68	174	A	Wake Forest	59 61
14	H	North Carolina	52 80					90	A	Virginia	57 69	174	H	Wake Forest	87 92
20	A	Florida St.	70 76					90	H	Virginia	61 49	186	A	Clemson	66 43
20	H	Florida St.	57 67					94	N	Sacred Heart	48 54	186	H	Clemson	61 64
								100	H	Northwestern	63 67	219	N	Portland	68 40
												257	H	New Hampshire	64 59
												298	H	Vermont	80 43
LAST 12 Division I GAMES:															
89	H	Georgia Tech	74 68	174	A	Wake Forest	59 61								
14	A	North Carolina	57 85	14	H	North Carolina	52 80								
186	H	Clemson	61 64	10	A	Maryland	62 85								
10	H	Maryland	61 86	109	H	North Carolina St.	81 69								
50	A	Miami (FL)	54 79	6	A	Duke	56 80								
90	H	Virginia	61 49	90	A	Virginia	57 69								

Non-Div I Games:

Boston College

■ Loss,
 ■ Non-Conf, S Site,
 ■ Home
 ■ Away
 N Neutral

Average RPI Win: 215	WON-LOST	WINNING	LAST 12	STRENGTH OF	OPP. STRENGTH	TEAM	ADJ.	CONF.	ADJ CONF.
Average RPI Loss: 65	RECORD	PCT. RANK	GAMES	SCHEDULE	OF SCHEDULE	RPI	RPI	RPI	RPI
DIV. I ONLY	23- 5	22	10- 2	203	151	56	56	23	23
DIV. I NON-CONF.	10- 3	50	0- 0	170	20	58	58	24	24
TOTALS	RPI 1-25	RPI 26-50	W-L RECORDS	RPI 51-100	RPI 101-150	RPI 150+			
23- 5	0- 0	2- 2	OVERALL	2- 2	3- 1	16- 0			
11- 2	0- 0	1- 1	HOME	2- 1	2- 0	6- 0			
11- 3	0- 0	1- 1	AWAY	0- 1	1- 1	9- 0			
1- 0	0- 0	0- 0	NEUTRAL	0- 0	0- 0	1- 0			
10- 3	0- 0	2- 2	NON-CONFERENCE	2- 0	1- 1	5- 0			
5- 1	0- 0	1- 1	HOME	2- 0	1- 0	1- 0			
4- 2	0- 0	1- 1	AWAY	0- 0	0- 1	3- 0			
1- 0	0- 0	0- 0	NEUTRAL	0- 0	0- 0	1- 0			
13- 2	0- 0	0- 0	CONFERENCE	0- 2	2- 0	11- 0			
6- 1	0- 0	0- 0	HOME	0- 1	1- 0	5- 0			
7- 1	0- 0	0- 0	AWAY	0- 1	1- 0	6- 0			
0- 0	0- 0	0- 0	NEUTRAL	0- 0	0- 0	0- 0			

RPI S	Opponent	Score	RPI S	Opponent	Score	RPI S	Opponent	Score	RPI S	Opponent	Score
31	A Michigan	58 67	38	H St. John's (NY)	66 49	66	A Albany (NY)	72 79	101	A Hartford	45 39
41	H West Virginia	57 60	48	A Marist	62 56	66	H Albany (NY)	50 57	101	H Hartford	42 40
						85	H Harvard	68 61	122	A Northeastern	62 73
						98	H Richmond	70 61	131	H Boston College	52 46
									200	A Lehigh	72 44
									215	A Stony Brook	72 61
									215	H Stony Brook	64 45
									230	A Eastern Mich.	66 55
									257	A New Hampshire	55 53
									257	H New Hampshire	59 45
									259	N Fairleigh Dickinson	68 42
									285	A UMBC	63 49
									285	H UMBC	72 51
									297	H Massachusetts	73 50
									298	A Vermont	56 47
									298	H Vermont	58 30
									303	A Rhode Island	54 29
									311	A Binghamton	73 51
									311	H Binghamton	57 52
									326	A Maine	85 54
LAST 12 Division I GAMES:											
285	H UMBC	72 51	101	H Hartford	42 40						
66	A Albany (NY)	72 79	285	A UMBC	63 49						
257	H New Hampshire	59 45	66	H Albany (NY)	50 57						
298	A Vermont	56 47	257	A New Hampshire	55 53						
311	A Binghamton	73 51	326	A Maine	85 54						
215	H Stony Brook	64 45	311	H Binghamton	57 52						

Non-Div I Games:

Boston U.

Bowling Green

Through Games Of Sunday, March 3, 2013

Average RPI Win:	207	WON-LOST	WINNING	LAST 12	STRENGTH OF	OPP. STRENGTH	TEAM	ADJ.	CONF.	ADJ CONF.
Average RPI Loss:	118	RECORD	PCT. RANK	GAMES	SCHEDULE	OF SCHEDULE	RPI	RPI	RPI	RPI
DIV. I ONLY	18- 9	78	8- 4	160	153	99	99	18	18	
DIV. I NON-CONF.	8- 4	84	0- 0	109	35	78	78	18	18	
TOTALS	RPI 1-25	RPI 26-50	W-L RECORDS	RPI 51-100	RPI 101-150	RPI 150+				
18- 9	1- 2	0- 1	OVERALL	3- 0	2- 2	12- 4				
10- 4	1- 0	0- 1	HOME	2- 0	2- 1	5- 2				
8- 4	0- 1	0- 0	AWAY	1- 0	0- 1	7- 2				
0- 1	0- 1	0- 0	NEUTRAL	0- 0	0- 0	0- 0				
8- 4	1- 2	0- 0	NON-CONFERENCE	2- 0	1- 1	4- 1				
4- 2	1- 0	0- 0	HOME	1- 0	1- 1	1- 1				
4- 1	0- 1	0- 0	AWAY	1- 0	0- 0	3- 0				
0- 1	0- 1	0- 0	NEUTRAL	0- 0	0- 0	0- 0				
10- 5	0- 0	0- 1	CONFERENCE	1- 0	1- 1	8- 3				
6- 2	0- 0	0- 1	HOME	1- 0	1- 0	4- 1				
4- 3	0- 0	0- 0	AWAY	0- 0	0- 1	4- 2				
0- 0	0- 0	0- 0	NEUTRAL	0- 0	0- 0	0- 0				

RPI 1-25				RPI 26-50				RPI 51-100				Team's RPI: 99		RPI 101+			
RPI	S	Opponent	Score	RPI	S	Opponent	Score	RPI	S	Opponent	Score			RPI	S	Opponent	Score
11	H	Dayton	65 40	45	H	Toledo	38 48	67	H	Wyoming	79 69			104	H	Butler	67 47
18	A	Purdue	45 59					76	H	Central Mich.	84 59			117	A	Akron	63 68
24	N	Villanova	42 53					100	A	Northwestern	60 37			117	H	Akron	74 61
														136	H	UCF	56 59
														153	H	Temple	56 70
														156	A	Miami (OH)	61 76
														156	H	Miami (OH)	54 57
														187	H	Ball St.	73 42
														230	A	Eastern Mich.	61 47
														231	H	Colorado St.	71 49
														251	A	Niagara	79 74
														260	A	Western Mich.	54 55
														266	A	Buffalo	61 56
														266	H	Buffalo	56 43
														267	A	UNLV	64 54
														274	A	Northern Ill.	60 49
														297	A	Massachusetts	64 61
														322	A	Ohio	67 41
														322	H	Ohio	73 52
														339	H	Kent St.	69 33
LAST 12 Division I GAMES:																	
322	H	Ohio	73 52	266	A	Buffalo	61 56										
266	H	Buffalo	56 43	76	H	Central Mich.	84 59										
156	A	Miami (OH)	61 76	117	A	Akron	63 68										
117	H	Akron	74 61	230	A	Eastern Mich.	61 47										
274	A	Northern Ill.	60 49	156	H	Miami (OH)	54 57										
260	A	Western Mich.	54 55	322	A	Ohio	67 41										

Non-Div I Games: Madonna 68 57

Bowling Green

■ Loss,
 ■ Non-Conf,
 ■ S Site,
 ■ Home
 ■ Away
 N Neutral

Average RPI Win:	206	WON-LOST	WINNING	LAST 12	STRENGTH OF	OPP. STRENGTH	TEAM	ADJ.	CONF.	ADJ CONF.
Average RPI Loss:	122	RECORD	PCT. RANK	GAMES	SCHEDULE	OF SCHEDULE	RPI	RPI	RPI	RPI
DIV. I ONLY	13- 14	177	6- 6	172	112	166	166	10	10	
DIV. I NON-CONF.	6- 5	147	0- 0	152	183	127	127	9	9	
TOTALS	RPI 1-25	RPI 26-50	W-L RECORDS	RPI 51-100	RPI 101-150	RPI 150+				
13- 14	0- 0	0- 2	OVERALL	2- 5	2- 3	9- 4				
7- 4	0- 0	0- 1	HOME	0- 2	1- 1	6- 0				
6- 9	0- 0	0- 1	AWAY	2- 2	1- 2	3- 4				
0- 1	0- 0	0- 0	NEUTRAL	0- 1	0- 0	0- 0				
6- 5	0- 0	0- 0	NON-CONFERENCE	1- 3	2- 0	3- 2				
3- 1	0- 0	0- 0	HOME	0- 1	1- 0	2- 0				
3- 3	0- 0	0- 0	AWAY	1- 1	1- 0	1- 2				
0- 1	0- 0	0- 0	NEUTRAL	0- 1	0- 0	0- 0				
7- 9	0- 0	0- 2	CONFERENCE	1- 2	0- 3	6- 2				
4- 3	0- 0	0- 1	HOME	0- 1	0- 1	4- 0				
3- 6	0- 0	0- 1	AWAY	1- 1	0- 2	2- 2				
0- 0	0- 0	0- 0	NEUTRAL	0- 0	0- 0	0- 0				

RPI 1-25				RPI 26-50				RPI 51-100				RPI 101+				Team's RPI: 166
RPI	S	Opponent	Score	RPI	S	Opponent	Score	RPI	S	Opponent	Score	RPI	S	Opponent	Score	
				26	A	Creighton	67 79	59	A	South Fla.	50 60	118	A	Eastern Ill.	66 65	
				26	H	Creighton	65 83	63	A	Illinois	83 77	124	A	Indiana St.	54 55	
								65	A	Wichita St.	75 55	128	H	Winthrop	80 64	
								65	H	Wichita St.	58 62	150	A	UNI	45 70	
								70	A	Illinois St.	65 81	150	H	UNI	72 77	
								76	H	Central Mich.	58 73	154	A	Missouri St.	86 91	
								84	N	Tulane	69 74	154	H	Missouri St.	80 79	
												217	A	Evansville	73 57	
												217	H	Evansville	78 52	
												237	A	Milwaukee	112 116	
												239	A	Western Ill.	81 92	
												251	A	Drake	62 66	
												251	H	Drake	93 84	
												273	H	Ill.-Chicago	66 52	
												274	H	Northern Ill.	67 58	
												283	A	Northern Ariz.	95 83	
												315	A	Southern Ill.	77 61	
												315	H	Southern Ill.	90 48	
LAST 12 Division I GAMES:																
				217	A	Evansville	73 57	154	A	Missouri St.	86 91					
				315	A	Southern Ill.	77 61	315	H	Southern Ill.	90 48					
				26	H	Creighton	65 83	217	H	Evansville	78 52					
				251	H	Drake	93 84	26	A	Creighton	67 79					
				150	A	UNI	45 70	251	A	Drake	62 66					
				65	A	Wichita St.	75 55	150	H	UNI	72 77					

Non-Div I Games:

Bradley

■ Loss,
 ■ Non-Conf,
 ■ S Site,
 ■ Home
 ■ A Away
 N Neutral

Average RPI Win:	259	WON-LOST	WINNING	LAST 12	STRENGTH OF	OPP. STRENGTH	TEAM	ADJ.	CONF.	ADJ CONF.
Average RPI Loss:	193	RECORD	PCT. RANK	GAMES	SCHEDULE	OF SCHEDULE	RPI	RPI	RPI	RPI
DIV. I ONLY	9- 17	259	3- 9	329	248	304	304	19	19	
DIV. I NON-CONF.	6- 8	206	0- 0	304	292	263	263	19	19	
TOTALS	RPI 1-25	RPI 26-50	W-L RECORDS	RPI 51-100	RPI 101-150	RPI 150+				
9- 17	0- 1	0- 1	OVERALL	0- 2	1- 0	8- 13				
5- 8	0- 0	0- 1	HOME	0- 1	1- 0	4- 6				
3- 9	0- 1	0- 0	AWAY	0- 1	0- 0	3- 7				
1- 0	0- 0	0- 0	NEUTRAL	0- 0	0- 0	1- 0				
6- 8	0- 1	0- 0	NON-CONFERENCE	0- 0	1- 0	5- 7				
4- 2	0- 0	0- 0	HOME	0- 0	1- 0	3- 2				
1- 6	0- 1	0- 0	AWAY	0- 0	0- 0	1- 5				
1- 0	0- 0	0- 0	NEUTRAL	0- 0	0- 0	1- 0				
3- 9	0- 0	0- 1	CONFERENCE	0- 2	0- 0	3- 6				
1- 6	0- 0	0- 1	HOME	0- 1	0- 0	1- 4				
2- 3	0- 0	0- 0	AWAY	0- 1	0- 0	2- 2				
0- 0	0- 0	0- 0	NEUTRAL	0- 0	0- 0	0- 0				

RPI 1-25				RPI 26-50				RPI 51-100				RPI 101+				Team's RPI: 304	
RPI	S	Opponent	Score	RPI	S	Opponent	Score	RPI	S	Opponent	Score	RPI	S	Opponent	Score		
10	A	Maryland	36 76	28	H	Princeton	37 68	85	A	Harvard	71 77	127	H	Army	48 45		
								85	H	Harvard	58 68	152	A	Holy Cross	66 83		
												181	A	Yale	68 67		
												181	H	Yale	47 59		
												182	H	Penn	48 65		
												184	A	Fairfield	34 49		
												192	H	Rider	47 57		
												225	A	Pittsburgh	57 58		
												227	A	Dartmouth	59 39		
												227	H	Dartmouth	41 49		
												229	A	Lafayette	32 56		
												247	H	Bryant	58 81		
												257	H	New Hampshire	50 43		
												275	A	Cornell	58 60		
												275	H	Cornell	58 51		
												294	H	NJIT	53 51		
												298	A	Vermont	56 66		
												303	A	Rhode Island	55 51		
												331	H	Saint Peter's	82 48		
												336	N	UMES	57 46		
												337	A	Columbia	51 62		
												337	H	Columbia	55 58		
LAST 12 Division I GAMES:																	
337	H	Columbia	55 58	182	H	Penn	48 65										
275	H	Cornell	58 51	28	H	Princeton	37 68										
227	A	Dartmouth	59 39	85	H	Harvard	58 68										
85	A	Harvard	71 77	227	H	Dartmouth	41 49										
275	A	Cornell	58 60	181	H	Yale	47 59										
337	A	Columbia	51 62	181	A	Yale	68 67										

Non-Div I Games:

Brown

■ Loss,
 ■ Non-Conf, S Site,
 ■ Home
 ■ Away
 N Neutral

Average RPI Win: 264	WON-LOST	WINNING	LAST 12	STRENGTH OF	OPP. STRENGTH	TEAM	ADJ.	CONF.	ADJ CONF.
Average RPI Loss: 162	RECORD	PCT. RANK	GAMES	SCHEDULE	OF SCHEDULE	RPI	RPI	RPI	RPI
DIV. I ONLY	11- 17	226	7- 5	232	305	247	247	24	24
DIV. I NON-CONF.	4- 7	233	0- 0	277	308	265	265	22	22
TOTALS	RPI 1-25	RPI 26-50	W-L RECORDS	RPI 51-100	RPI 101-150	RPI 150+			
11- 17	0- 0	0- 2	OVERALL	0- 3	2- 3	9- 9			
5- 8	0- 0	0- 1	HOME	0- 1	1- 0	4- 6			
6- 9	0- 0	0- 1	AWAY	0- 2	1- 3	5- 3			
0- 0	0- 0	0- 0	NEUTRAL	0- 0	0- 0	0- 0			
4- 7	0- 0	0- 0	NON-CONFERENCE	0- 1	1- 2	3- 4			
2- 3	0- 0	0- 0	HOME	0- 0	0- 0	2- 3			
2- 4	0- 0	0- 0	AWAY	0- 1	1- 2	1- 1			
0- 0	0- 0	0- 0	NEUTRAL	0- 0	0- 0	0- 0			
7- 10	0- 0	0- 2	CONFERENCE	0- 2	1- 1	6- 5			
3- 5	0- 0	0- 1	HOME	0- 1	1- 0	2- 3			
4- 5	0- 0	0- 1	AWAY	0- 1	0- 1	4- 2			
0- 0	0- 0	0- 0	NEUTRAL	0- 0	0- 0	0- 0			

RPI S	Opponent	Score	RPI S	Opponent	Score	RPI S	Opponent	Score	RPI S	Opponent	Score	Team's RPI: 247
42	A Quinnipiac	61 74	60	A Youngstown St.	59 75	117	A Akron	56 78				
42	H Quinnipiac	62 85	94	A Sacred Heart	44 62	127	A Army	51 67				
			94	H Sacred Heart	50 58	137	A Saint Francis (PA)	76 81				
						137	H Saint Francis (PA)	79 54				
						149	A Iona	77 71				
						152	H Holy Cross	66 68				
						181	H Yale	65 78				
						194	A Monmouth	58 55				
						206	A Central Conn. St.	50 59				
						206	H Central Conn. St.	66 76				
						222	A Mt. St. Mary's	69 62				
						222	H Mt. St. Mary's	84 86				
						227	H Dartmouth	53 64				
						259	A Fairleigh Dickinson	66 53				
						268	H St. Francis Brooklyn	57 68				
						278	A Robert Morris	69 71				
						303	A Rhode Island	50 65				
						304	A Brown	81 58				
						323	H LIU Brooklyn	64 49				
						326	H Maine	44 40				
						328	A Wagner	71 53				
						328	H Wagner	65 47				
						337	H Columbia	68 54				
LAST 12 Division I GAMES:												
137	H Saint Francis (PA)	79 54	268	H St. Francis Brooklyn	57 68							
94	H Sacred Heart	50 58	259	A Fairleigh Dickinson	66 53							
42	A Quinnipiac	61 74	194	A Monmouth	58 55							
206	H Central Conn. St.	66 76	94	A Sacred Heart	44 62							
222	A Mt. St. Mary's	69 62	323	H LIU Brooklyn	64 49							
328	A Wagner	71 53	328	H Wagner	65 47							

Non-Div I Games:

Bryant

■ Loss,
 ■ Non-Conf,
 ■ S Site,
 ■ H Home
 ■ A Away
 N Neutral

Bucknell

Through Games Of Sunday, March 3, 2013

Average RPI Win: 243	WON-LOST	WINNING	LAST 12	STRENGTH OF	OPP. STRENGTH	TEAM	ADJ.	CONF.	ADJ CONF.
Average RPI Loss: 163	RECORD	PCT. RANK	GAMES	SCHEDULE	OF SCHEDULE	RPI	RPI	RPI	RPI
DIV. I ONLY	14- 15	169	4- 8	218	270	206	206	15	15
DIV. I NON-CONF.	9- 6	125	0- 0	270	333	190	190	17	17
TOTALS	RPI 1-25	RPI 26-50	W-L RECORDS	RPI 51-100	RPI 101-150	RPI 150+			
14- 15	0- 0	0- 0	OVERALL	0- 1	1- 6	13- 8			
8- 6	0- 0	0- 0	HOME	0- 0	1- 3	7- 3			
6- 9	0- 0	0- 0	AWAY	0- 1	0- 3	6- 5			
0- 0	0- 0	0- 0	NEUTRAL	0- 0	0- 0	0- 0			
9- 6	0- 0	0- 0	NON-CONFERENCE	0- 1	0- 1	9- 4			
5- 2	0- 0	0- 0	HOME	0- 0	0- 1	5- 1			
4- 4	0- 0	0- 0	AWAY	0- 1	0- 0	4- 3			
0- 0	0- 0	0- 0	NEUTRAL	0- 0	0- 0	0- 0			
5- 9	0- 0	0- 0	CONFERENCE	0- 0	1- 5	4- 4			
3- 4	0- 0	0- 0	HOME	0- 0	1- 2	2- 2			
2- 5	0- 0	0- 0	AWAY	0- 0	0- 3	2- 2			
0- 0	0- 0	0- 0	NEUTRAL	0- 0	0- 0	0- 0			

RPI S	Opponent	Score	RPI S	Opponent	Score	RPI S	Opponent	Score	RPI S	Opponent	Score	Team's RPI: 206
						60	A Youngstown St.	51 69	107	A Navy	40 61	
									107	H Navy	55 48	
									115	A American	43 54	
									115	H American	58 66	
									127	A Army	60 68	
									127	H Army	35 44	
									137	H Saint Francis (PA)	54 62	
									152	A Holy Cross	49 57	
									152	H Holy Cross	62 59	
									181	A Yale	62 82	
									182	A Penn	53 58	
									200	A Lehigh	53 37	
									200	H Lehigh	37 49	
									202	A Xavier	62 71	
									222	H Mt. St. Mary's	55 43	
									229	A Lafayette	50 49	
									229	H Lafayette	61 66	
									243	H Longwood	52 60	
									251	H Niagara	77 69	
									261	A Colgate	51 58	
									261	H Colgate	53 51	
									264	A Canisius	59 50	
									266	H Buffalo	78 71	
									270	A Towson	75 62	
									275	H Cornell	64 39	
									286	A Morgan St.	72 64	
LAST 12 Division I GAMES:												
107	H Navy	55 48	127	H Army	35 44							
115	A American	43 54	107	A Navy	40 61							
152	A Holy Cross	49 57	115	H American	58 66							
200	H Lehigh	37 49	152	H Holy Cross	62 59							
229	H Lafayette	61 66	200	A Lehigh	53 37							
261	A Colgate	51 58	229	A Lafayette	50 49							

Non-Div I Games:

Bucknell

■ Loss,
 ■ Non-Conf, S Site,
 ■ Home
 ■ Away
 N Neutral

RPI	S	Opponent	Score	
294	H	NJIT	52	35
331	A	Saint Peter's	69	62

B
u
c
k
n
e
l
l

B
u
c
k
n
e
l
l

Bucknell

Average RPI Win:	279	WON-LOST	WINNING	LAST 12	STRENGTH OF	OPP. STRENGTH	TEAM	ADJ.	CONF.	ADJ CONF.
Average RPI Loss:	150	RECORD	PCT. RANK	GAMES	SCHEDULE	OF SCHEDULE	RPI	RPI	RPI	RPI
DIV. I ONLY	10- 18	257	5- 7	237	221	266	266	18	18	
DIV. I NON-CONF.	2- 11	313	0- 0	201	230	306	306	18	18	
TOTALS	RPI 1-25	RPI 26-50	W-L RECORDS	RPI 51-100	RPI 101-150	RPI 150+				
10- 18	0- 1	0- 2	OVERALL	0- 4	0- 2	10- 9				
5- 8	0- 0	0- 1	HOME	0- 2	0- 0	5- 5				
5- 9	0- 1	0- 1	AWAY	0- 2	0- 1	5- 4				
0- 1	0- 0	0- 0	NEUTRAL	0- 0	0- 1	0- 0				
2- 11	0- 1	0- 1	NON-CONFERENCE	0- 1	0- 1	2- 7				
1- 5	0- 0	0- 1	HOME	0- 1	0- 0	1- 3				
1- 5	0- 1	0- 0	AWAY	0- 0	0- 0	1- 4				
0- 1	0- 0	0- 0	NEUTRAL	0- 0	0- 1	0- 0				
8- 7	0- 0	0- 1	CONFERENCE	0- 3	0- 1	8- 2				
4- 3	0- 0	0- 0	HOME	0- 1	0- 0	4- 2				
4- 4	0- 0	0- 1	AWAY	0- 2	0- 1	4- 0				
0- 0	0- 0	0- 0	NEUTRAL	0- 0	0- 0	0- 0				



























































RPI S	Opponent	Score	RPI S	Opponent	Score	RPI S	Opponent	Score	RPI S	Opponent	Score	Team's RPI: 266
11	A Dayton	44 68	35	H Duquesne	52 78	60	H Youngstown St.	50 60	117	A Akron	57 75	
			45	A Toledo	44 59	76	A Central Mich.	51 86	118	N Eastern Ill.	73 89	
						99	A Bowling Green	43 56	156	A Miami (OH)	78 70	
						99	H Bowling Green	56 61	156	H Miami (OH)	56 69	
									187	H Ball St.	55 69	
									199	A Wright St.	51 66	
									206	A Bucknell	71 78	
									216	H St. Bonaventure	55 64	
									225	H Pittsburgh	77 91	
									230	A Eastern Mich.	79 63	
									251	H Niagara	65 51	
									260	H Western Mich.	63 44	
									264	A Canisius	57 73	
									274	H Northern Ill.	60 53	
									275	A Cornell	43 70	
									296	A Oakland	61 59	
									311	H Binghamton	60 65	
									322	A Ohio	56 35	
									322	H Ohio	73 36	
									339	A Kent St.	69 54	
									339	H Kent St.	81 45	
LAST 12 Division I GAMES:												
339	H Kent St.	81 45	99	H Bowling Green	56 61							
99	A Bowling Green	43 56	117	A Akron	57 75							
322	A Ohio	56 35	156	A Miami (OH)	78 70							
156	H Miami (OH)	56 69	260	H Western Mich.	63 44							
230	A Eastern Mich.	79 63	187	H Ball St.	55 69							
76	A Central Mich.	51 86	45	A Toledo	44 59							

Non-Div I Games:

Buffalo





■ Loss,
■ Non-Conf, S Site,
■ Home
■ Away
N Neutral

Average RPI Win:	211	WON-LOST	WINNING	LAST 12	STRENGTH OF	OPP. STRENGTH	TEAM	ADJ.	CONF.	ADJ CONF.
Average RPI Loss:	90	RECORD	PCT. RANK	GAMES	SCHEDULE	OF SCHEDULE	RPI	RPI	RPI	RPI
DIV. I ONLY	17- 12	118	7- 5	148	98	104	104	9	9	
DIV. I NON-CONF.	9- 6	125	0- 0	146	150	103	103	8	8	
TOTALS	RPI 1-25	RPI 26-50	W-L RECORDS	RPI 51-100	RPI 101-150	RPI 150+				
17- 12	0- 1	0- 2	OVERALL	0- 6	2- 0	15- 3				
9- 4	0- 1	0- 0	HOME	0- 2	1- 0	8- 1				
8- 7	0- 0	0- 2	AWAY	0- 4	1- 0	7- 1				
0- 1	0- 0	0- 0	NEUTRAL	0- 0	0- 0	0- 1				
9- 6	0- 0	0- 1	NON-CONFERENCE	0- 3	2- 0	7- 2				
4- 2	0- 0	0- 0	HOME	0- 1	1- 0	3- 1				
5- 3	0- 0	0- 1	AWAY	0- 2	1- 0	4- 0				
0- 1	0- 0	0- 0	NEUTRAL	0- 0	0- 0	0- 1				
8- 6	0- 1	0- 1	CONFERENCE	0- 3	0- 0	8- 1				
5- 2	0- 1	0- 0	HOME	0- 1	0- 0	5- 0				
3- 4	0- 0	0- 1	AWAY	0- 2	0- 0	3- 1				
0- 0	0- 0	0- 0	NEUTRAL	0- 0	0- 0	0- 0				

RPI S Opponent	Score	RPI S Opponent	Score	RPI S Opponent	Score	RPI S Opponent	Score	Team's RPI: 104
11  Dayton	39 	35  Duquesne	43 	53  Charlotte	49 	124  Indiana St.	56 45	
		43  St. Mary's (CA)	74 	54  Saint Joseph's	50 	132  IUPUI	67 58	
				57  Marquette	62 	153  Temple	59 55	
				70  Illinois St.	57 	164  George Washington	60 	
				98  Richmond	44 	165  Northern Ky.	66 56	
				99  Bowling Green	47 	183  Indiana	59 56	
						184  Fairfield	45 	
						187  Ball St.	70 62	
						202  Xavier	71 67	
						209  La Salle	59 42	
						210  Saint Louis	67 62	
						214 N  Portland St.	58 	
						216  St. Bonaventure	64 46	
						221  VCU	65 45	
						230  Eastern Mich.	65 59	
						235  Cleveland St.	56 54	
						249  Valparaiso	69 55	
						273  Ill.-Chicago	84 61	
						297  Massachusetts	75 61	
						303  Rhode Island	60 45	
LAST 12 Division I GAMES:								
35  Duquesne	43 	164  George Washington	60 					
153  Temple	59 55	303  Rhode Island	60 45					
98  Richmond	44 	54  Saint Joseph's	50 					
210  Saint Louis	67 62	221  VCU	65 45					
216  St. Bonaventure	64 46	297  Massachusetts	75 61					
53  Charlotte	49 	209  La Salle	59 42					

Non-Div I Games:

Butler

 Loss,
  Non-Conf,
 S Site,
  Home
  Away
 N Neutral

CSU Bakersfield

Through Games Of Sunday, March 3, 2013

Average RPI Win:	300	WON-LOST	WINNING	LAST 12	STRENGTH OF	OPP. STRENGTH	TEAM	ADJ.	CONF.	ADJ CONF.
Average RPI Loss:	169	RECORD	PCT. RANK	GAMES	SCHEDULE	OF SCHEDULE	RPI	RPI	RPI	RPI
DIV. I ONLY	12- 17	213	10- 2	336	291	293	293	31	31	
DIV. I NON-CONF.	10- 17	232	8- 2	290	285	267	267	32	32	
TOTALS	RPI 1-25	RPI 26-50	W-L RECORDS	RPI 51-100	RPI 101-150	RPI 150+				
12- 17	0- 2	0- 1	OVERALL	0- 2	1- 1	11- 11				
5- 7	0- 1	0- 0	HOME	0- 1	1- 1	4- 4				
7- 7	0- 0	0- 1	AWAY	0- 1	0- 0	7- 5				
0- 3	0- 1	0- 0	NEUTRAL	0- 0	0- 0	0- 2				
10- 17	0- 2	0- 1	NON-CONFERENCE	0- 2	1- 1	9- 11				
4- 7	0- 1	0- 0	HOME	0- 1	1- 1	3- 4				
6- 7	0- 0	0- 1	AWAY	0- 1	0- 0	6- 5				
0- 3	0- 1	0- 0	NEUTRAL	0- 0	0- 0	0- 2				
2- 0	0- 0	0- 0	CONFERENCE	0- 0	0- 0	2- 0				
1- 0	0- 0	0- 0	HOME	0- 0	0- 0	1- 0				
1- 0	0- 0	0- 0	AWAY	0- 0	0- 0	1- 0				
0- 0	0- 0	0- 0	NEUTRAL	0- 0	0- 0	0- 0				

RPI 1-25				RPI 26-50				RPI 51-100				RPI 101+ Team's RPI: 293			
RPI	S	Opponent	Score	RPI	S	Opponent	Score	RPI	S	Opponent	Score	RPI	S	Opponent	Score
6	N	Duke	63 97	44	A	Pacific	60 102	81	A	Cal Poly	71 75	141	H	Cal St. Northridge	70 62
8	H	California	46 84					96	H	Fresno St.	68 77	145	H	Santa Clara	56 77
												158	H	Sacramento St.	72 79
												170	H	Arizona	50 71
												180	A	Oregon St.	48 71
												196	N	Stephen F. Austin	71 76
												212	N	UC Davis	59 71
												224	H	UC Riverside	63 75
												231	A	Colorado St.	54 56
												245	A	UC Irvine	71 64
												245	H	UC Irvine	52 66
												263	A	New Mexico St.	81 87
												283	A	Northern Ariz.	71 68
												287	A	Nevada	83 80
												295	A	Utah Valley	69 72
												295	H	Utah Valley	67 65
												318	A	Tex.-Pan American	71 62
												318	H	Tex.-Pan American	85 62
												321	A	Air Force	78 82
												340	A	Chicago St.	70 51
												340	H	Chicago St.	72 54
												344	A	Houston Baptist	88 75
												345	A	New Orleans	78 59
												345	H	New Orleans	85 55
LAST 12 Division I GAMES:															
345	H	New Orleans	85 55	141	H	Cal St. Northridge	70 62	340	A	Chicago St.	70 51	295	H	Utah Valley	67 65
295	A	Utah Valley	69 72	340	A	Chicago St.	70 51	344	A	Houston Baptist	88 75	318	H	Tex.-Pan American	85 62
263	A	New Mexico St.	81 87	295	H	Utah Valley	67 65	318	H	Tex.-Pan American	85 62	287	A	Nevada	83 80
340	H	Chicago St.	72 54	344	A	Houston Baptist	88 75								
345	A	New Orleans	78 59	318	H	Tex.-Pan American	85 62								
318	A	Tex.-Pan American	71 62	287	A	Nevada	83 80								

Non-Div I Games:

CSU Bakersfield

Loss, Non-Conf, S Site, H Home A Away N Neutral

Average RPI Win:	186	WON-LOST	WINNING	LAST 12	STRENGTH OF	OPP. STRENGTH	TEAM	ADJ.	CONF.	ADJ CONF.
Average RPI Loss:	109	RECORD	PCT. RANK	GAMES	SCHEDULE	OF SCHEDULE	RPI	RPI	RPI	RPI
DIV. I ONLY	18- 9	78	9- 3	118	100	81	81	11	11	
DIV. I NON-CONF.	6- 5	147	0- 0	95	46	121	121	11	11	
TOTALS	RPI 1-25	RPI 26-50	W-L RECORDS	RPI 51-100	RPI 101-150	RPI 150+				
18- 9	0- 1	2- 3	OVERALL	1- 0	2- 2	13- 3				
11- 3	0- 0	1- 2	HOME	1- 0	2- 0	7- 1				
7- 6	0- 1	1- 1	AWAY	0- 0	0- 2	6- 2				
0- 0	0- 0	0- 0	NEUTRAL	0- 0	0- 0	0- 0				
6- 5	0- 1	0- 3	NON-CONFERENCE	1- 0	0- 0	5- 1				
4- 3	0- 0	0- 2	HOME	1- 0	0- 0	3- 1				
2- 2	0- 1	0- 1	AWAY	0- 0	0- 0	2- 0				
0- 0	0- 0	0- 0	NEUTRAL	0- 0	0- 0	0- 0				
12- 4	0- 0	2- 0	CONFERENCE	0- 0	2- 2	8- 2				
7- 0	0- 0	1- 0	HOME	0- 0	2- 0	4- 0				
5- 4	0- 0	1- 0	AWAY	0- 0	0- 2	4- 2				
0- 0	0- 0	0- 0	NEUTRAL	0- 0	0- 0	0- 0				

RPI	S	Opponent	Score	RPI	S	Opponent	Score	RPI	S	Opponent	Score	RPI	S	Opponent	Score
8	A	California	61 87	36	H	San Diego St.	56 73	77	H	San Diego	69 50	121	A	Hawaii	43 61
				40	A	Oklahoma St.	59 90					121	H	Hawaii	47 43
				43	H	St. Mary's (CA)	67 70					141	A	Cal St. Northridge	70 80
				44	A	Pacific	62 59					141	H	Cal St. Northridge	66 49
				44	H	Pacific	96 95					160	A	UC Santa Barbara	65 56
												160	H	UC Santa Barbara	66 47
												175	A	Long Beach St.	52 62
												179	H	Loyola Marymount	84 71
												180	A	Oregon St.	72 62
												196	H	Stephen F. Austin	75 64
												205	H	San Francisco	67 71
												212	A	UC Davis	69 79
												212	H	UC Davis	73 71
												224	A	UC Riverside	94 59
												224	H	UC Riverside	79 56
												245	A	UC Irvine	64 46
												281	A	Cal St. Fullerton	72 47
												281	H	Cal St. Fullerton	78 40
												287	A	Nevada	72 63
												293	H	CSU Bakersfield	75 71
LAST 12 Division I GAMES:															
				281	A	Cal St. Fullerton	72 47					44	A	Pacific	62 59
				224	A	UC Riverside	94 59					224	H	UC Riverside	79 56
				121	H	Hawaii	47 43					281	H	Cal St. Fullerton	78 40
				141	H	Cal St. Northridge	66 49					141	A	Cal St. Northridge	70 80
				160	A	UC Santa Barbara	65 56					121	A	Hawaii	43 61
				212	A	UC Davis	69 79					160	H	UC Santa Barbara	66 47

Non-Div I Games:

Cal Poly

■ Loss,
 ■ Non-Conf, S Site,
 ■ Home
 ■ Away
 N Neutral

Average RPI Win:	215	WON-LOST	WINNING	LAST 12	STRENGTH OF	OPP. STRENGTH	TEAM	ADJ.	CONF.	ADJ CONF.
Average RPI Loss:	152	RECORD	PCT. RANK	GAMES	SCHEDULE	OF SCHEDULE	RPI	RPI	RPI	RPI
DIV. I ONLY	9- 19	271	2- 10	236	129	281	281	11	11	
DIV. I NON-CONF.	4- 8	244	0- 0	301	143	300	300	11	11	
TOTALS	RPI 1-25	RPI 26-50	W-L RECORDS	RPI 51-100	RPI 101-150	RPI 150+				
9- 19	0- 0	0- 3	OVERALL	0- 4	1- 1	8- 11				
7- 7	0- 0	0- 1	HOME	0- 1	1- 1	6- 4				
2- 10	0- 0	0- 2	AWAY	0- 1	0- 0	2- 7				
0- 2	0- 0	0- 0	NEUTRAL	0- 2	0- 0	0- 0				
4- 8	0- 0	0- 1	NON-CONFERENCE	0- 2	0- 0	4- 5				
4- 1	0- 0	0- 0	HOME	0- 0	0- 0	4- 1				
0- 5	0- 0	0- 1	AWAY	0- 0	0- 0	0- 4				
0- 2	0- 0	0- 0	NEUTRAL	0- 2	0- 0	0- 0				
5- 11	0- 0	0- 2	CONFERENCE	0- 2	1- 1	4- 6				
3- 6	0- 0	0- 1	HOME	0- 1	1- 1	2- 3				
2- 5	0- 0	0- 1	AWAY	0- 1	0- 0	2- 3				
0- 0	0- 0	0- 0	NEUTRAL	0- 0	0- 0	0- 0				

RPI S	Opponent	Score	RPI S	Opponent	Score	RPI S	Opponent	Score	RPI S	Opponent	Score	Team's RPI: 281
39	A Gonzaga	44 83	58	N Georgetown	51 53	121	H Hawaii	83 74				
44	A Pacific	50 81	81	A Cal Poly	40 78	141	H Cal St. Northridge	55 56				
44	H Pacific	55 67	81	H Cal Poly	47 72	158	H Sacramento St.	94 75				
			97	N Eastern Wash.	45 50	160	A UC Santa Barbara	50 60				
						160	H UC Santa Barbara	46 38				
						175	A Long Beach St.	39 45				
						175	H Long Beach St.	56 58				
						179	A Loyola Marymount	73 85				
						180	A Oregon St.	36 54				
						188	A New Mexico	43 52				
						205	H San Francisco	60 55				
						212	A UC Davis	60 42				
						212	H UC Davis	44 88				
						224	A UC Riverside	54 49				
						224	H UC Riverside	45 64				
						245	A UC Irvine	39 43				
						245	H UC Irvine	65 51				
						269	H San Jose St.	60 59				
						283	H Northern Ariz.	54 55				
						287	A Nevada	72 76				
						337	H Columbia	61 49				
LAST 12 Division I GAMES:												
81	H Cal Poly	47 72	224	H UC Riverside	45 64							
160	H UC Santa Barbara	46 38	160	A UC Santa Barbara	50 60							
212	A UC Davis	60 42	81	A Cal Poly	40 78							
44	A Pacific	50 81	44	H Pacific	55 67							
245	A UC Irvine	39 43	212	H UC Davis	44 88							
175	H Long Beach St.	56 58	175	A Long Beach St.	39 45							

Non-Div I Games:

Cal St. Fullerton

Average RPI Win:	177	WON-LOST	WINNING	LAST 12	STRENGTH OF	OPP. STRENGTH	TEAM	ADJ.	CONF.	ADJ CONF.
Average RPI Loss:	132	RECORD	PCT. RANK	GAMES	SCHEDULE	OF SCHEDULE	RPI	RPI	RPI	RPI
DIV. I ONLY	13- 15	180	3- 9	100	107	141	141	11	11	
DIV. I NON-CONF.	6- 6	160	0- 1	84	85	101	101	11	11	
TOTALS	RPI 1-25	RPI 26-50	W-L RECORDS	RPI 51-100	RPI 101-150	RPI 150+				
13- 15	1- 1	0- 3	OVERALL	2- 2	1- 2	9- 7				
8- 4	0- 1	0- 1	HOME	2- 0	0- 1	6- 1				
5- 11	1- 0	0- 2	AWAY	0- 2	1- 1	3- 6				
0- 0	0- 0	0- 0	NEUTRAL	0- 0	0- 0	0- 0				
6- 6	1- 1	0- 1	NON-CONFERENCE	1- 1	1- 0	3- 3				
4- 1	0- 1	0- 0	HOME	1- 0	0- 0	3- 0				
2- 5	1- 0	0- 1	AWAY	0- 1	1- 0	0- 3				
0- 0	0- 0	0- 0	NEUTRAL	0- 0	0- 0	0- 0				
7- 9	0- 0	0- 2	CONFERENCE	1- 1	0- 2	6- 4				
4- 3	0- 0	0- 1	HOME	1- 0	0- 1	3- 1				
3- 6	0- 0	0- 1	AWAY	0- 1	0- 1	3- 3				
0- 0	0- 0	0- 0	NEUTRAL	0- 0	0- 0	0- 0				

RPI	S	Opponent	Score	RPI	S	Opponent	Score	RPI	S	Opponent	Score	RPI	S	Opponent	Score	Team's RPI: 141
5	H	Penn St.	73 85	32	A	Oklahoma	57 79	81	A	Cal Poly	49 66	121	A	Hawaii	60 69	
13	A	UCLA	77 72	44	A	Pacific	51 60	81	H	Cal Poly	80 70	121	H	Hawaii	53 65	
				44	H	Pacific	56 74	96	A	Fresno St.	53 68	145	A	Santa Clara	70 67	
								97	H	Eastern Wash.	66 44	155	H	South Ala.	47 40	
												160	A	UC Santa Barbara	55 66	
												160	H	UC Santa Barbara	37 56	
												170	A	Arizona	46 53	
												175	A	Long Beach St.	63 70	
												175	H	Long Beach St.	73 52	
												205	H	San Francisco	77 33	
												212	A	UC Davis	46 61	
												212	H	UC Davis	51 49	
												219	H	Portland	70 51	
												224	A	UC Riverside	65 49	
												245	A	UC Irvine	68 52	
												245	H	UC Irvine	59 48	
												269	A	San Jose St.	63 73	
												281	A	Cal St. Fullerton	56 55	
												293	A	CSU Bakersfield	62 70	
LAST 12 Division I GAMES:																
121	A	Hawaii	60 69	245	A	UC Irvine	68 52									
160	A	UC Santa Barbara	55 66	121	H	Hawaii	53 65									
81	A	Cal Poly	49 66	293	A	CSU Bakersfield	62 70									
212	H	UC Davis	51 49	81	H	Cal Poly	80 70									
44	H	Pacific	56 74	160	H	UC Santa Barbara	37 56									
175	A	Long Beach St.	63 70	44	A	Pacific	51 60									

Non-Div I Games:

Cal St. Northridge

■ Loss,
■ Non-Conf, S Site,
■ Home
■ Away
N Neutral

California

Through Games Of Sunday, March 3, 2013

Average RPI Win:	116	WON-LOST	WINNING	LAST 12	STRENGTH OF	OPP. STRENGTH	TEAM	ADJ.	CONF.	ADJ CONF.
Average RPI Loss:	5	RECORD	PCT. RANK	GAMES	SCHEDULE	OF SCHEDULE	RPI	RPI	RPI	RPI
DIV. I ONLY	27- 2	5	12- 0	40	25	8	8	6	6	
DIV. I NON-CONF.	10- 1	17	0- 0	34	28	6	6	5	5	
TOTALS	RPI 1-25	RPI 26-50	W-L RECORDS	RPI 51-100	RPI 101-150	RPI 150+				
27- 2	5- 2	1- 0	OVERALL	6- 0	6- 0	9- 0				
15- 1	2- 1	1- 0	HOME	4- 0	3- 0	5- 0				
12- 1	3- 1	0- 0	AWAY	2- 0	3- 0	4- 0				
0- 0	0- 0	0- 0	NEUTRAL	0- 0	0- 0	0- 0				
10- 1	0- 1	1- 0	NON-CONFERENCE	5- 0	1- 0	3- 0				
7- 0	0- 0	1- 0	HOME	4- 0	0- 0	2- 0				
3- 1	0- 1	0- 0	AWAY	1- 0	1- 0	1- 0				
0- 0	0- 0	0- 0	NEUTRAL	0- 0	0- 0	0- 0				
17- 1	5- 1	0- 0	CONFERENCE	1- 0	5- 0	6- 0				
8- 1	2- 1	0- 0	HOME	0- 0	3- 0	3- 0				
9- 0	3- 0	0- 0	AWAY	1- 0	2- 0	3- 0				
0- 0	0- 0	0- 0	NEUTRAL	0- 0	0- 0	0- 0				

RPI 1-25				Team's RPI: 8				RPI 26-50				RPI 51-100				RPI 101+			
RPI	S	Opponent	Score	RPI	S	Opponent	Score	RPI	S	Opponent	Score	RPI	S	Opponent	Score	RPI	S	Opponent	Score
3	A	Stanford	67 55	43	H	St. Mary's (CA)	89 41	52	H	Kansas	88 79	103	A	Utah	55 50				
3	H	Stanford	53 62					58	H	Georgetown	72 56	103	H	Utah	71 54				
6	A	Duke	63 77					81	H	Cal Poly	87 61	108	A	Southern California	72 64				
13	A	UCLA	79 51					83	A	Washington	78 50	108	H	Southern California	71 63				
13	H	UCLA	70 65					97	H	Eastern Wash.	91 58	130	A	Old Dominion	63 47				
25	A	Colorado	53 49					100	A	Northwestern	71 65	140	H	Arizona St.	66 53				
25	H	Colorado	59 56									162	A	Washington St.	73 60				
												164	H	George Washington	70 43				
												170	H	Arizona	91 86				
												180	A	Oregon St.	60 38				
												180	H	Oregon St.	58 56				
												200	H	Lehigh	80 48				
												248	A	Oregon	72 45				
												248	H	Oregon	77 55				
												293	A	CSU Bakersfield	84 46				
LAST 12 Division I GAMES:																			
83	A	Washington	78 50	170	H	Arizona	91 86												
162	A	Washington St.	73 60	140	H	Arizona St.	66 53												
180	H	Oregon St.	58 56	248	A	Oregon	72 45												
248	H	Oregon	77 55	180	A	Oregon St.	60 38												
108	A	Southern California	72 64	103	H	Utah	71 54												
13	A	UCLA	79 51	25	H	Colorado	59 56												

Non-Div I Games:

California

Loss, Non-Conf, S Site, H Home A Away N Neutral

Average RPI Win:	268	WON-LOST	WINNING	LAST 12	STRENGTH OF	OPP. STRENGTH	TEAM	ADJ.	CONF.	ADJ CONF.
Average RPI Loss:	125	RECORD	PCT. RANK	GAMES	SCHEDULE	OF SCHEDULE	RPI	RPI	RPI	RPI
DIV. I ONLY	17- 10	94	7- 5	288	319	169	169	27	27	
DIV. I NON-CONF.	6- 3	84	0- 0	321	324	181	181	28	28	
TOTALS	RPI 1-25	RPI 26-50	W-L RECORDS	RPI 51-100	RPI 101-150	RPI 150+				
17- 10	0- 0	0- 0	OVERALL	0- 3	3- 5	14- 2				
8- 3	0- 0	0- 0	HOME	0- 1	2- 2	6- 0				
7- 6	0- 0	0- 0	AWAY	0- 2	1- 2	6- 2				
2- 1	0- 0	0- 0	NEUTRAL	0- 0	0- 1	2- 0				
6- 3	0- 0	0- 0	NON-CONFERENCE	0- 1	1- 1	5- 1				
2- 0	0- 0	0- 0	HOME	0- 0	1- 0	1- 0				
2- 2	0- 0	0- 0	AWAY	0- 1	0- 0	2- 1				
2- 1	0- 0	0- 0	NEUTRAL	0- 0	0- 1	2- 0				
11- 7	0- 0	0- 0	CONFERENCE	0- 2	2- 4	9- 1				
6- 3	0- 0	0- 0	HOME	0- 1	1- 2	5- 0				
5- 4	0- 0	0- 0	AWAY	0- 1	1- 2	4- 1				
0- 0	0- 0	0- 0	NEUTRAL	0- 0	0- 0	0- 0				

RPI S	Opponent	Score	RPI S	Opponent	Score	RPI S	Opponent	Score	RPI S	Opponent	Score	Team's RPI: 169
64	A East Carolina	54 74	106	N Appalachian St.	54 69	126	A Presbyterian	51 62	126	H Presbyterian	62 68	
73	A Liberty	58 65	128	A Winthrop	84 69	128	H Winthrop	53 76	134	A High Point	57 79	
73	H Liberty	56 78	134	H High Point	79 76	144	H Elon	79 69	174	A Wake Forest	68 84	
			218	A Radford	66 52	218	H Radford	83 77	222	A Mt. St. Mary's	54 48	
			243	A Longwood	75 77	243	H Longwood	62 51	280	H Coastal Caro.	64 54	
			313	A Gardner-Webb	59 49	313	H Gardner-Webb	65 46	319	A Western Caro.	55 40	
			325	A Charleston So.	65 55	325	A Charleston So.	65 55	336	N UMES	77 72	
			341	H N.C. Central	67 51	342	A UNC Asheville	73 56	342	H UNC Asheville	64 39	
			343	N Jacksonville St.	66 53							
LAST 12 Division I GAMES:												
134	A High Point	57 79	218	A Radford	66 52							
325	A Charleston So.	65 55	243	H Longwood	62 51							
126	A Presbyterian	51 62	73	H Liberty	56 78							
342	H UNC Asheville	64 39	128	H Winthrop	53 76							
313	H Gardner-Webb	65 46	218	H Radford	83 77							
128	A Winthrop	84 69	73	A Liberty	58 65							

Non-Div I Games: Barber-Scotia 102 33 Columbia (SC) 84 54

Campbell

Loss, Non-Conf, S Site, H Home A Away N Neutral

Canisius

Through Games Of Sunday, March 3, 2013

Average RPI Win:	261	WON-LOST	WINNING	LAST 12	STRENGTH OF	OPP. STRENGTH	TEAM	ADJ.	CONF.	ADJ CONF.
Average RPI Loss:	177	RECORD	PCT. RANK	GAMES	SCHEDULE	OF SCHEDULE	RPI	RPI	RPI	RPI
DIV. I ONLY	11- 18	238	4- 8	231	296	264	264	25	25	
DIV. I NON-CONF.	3- 8	276	0- 0	172	306	270	270	23	23	
TOTALS	RPI 1-25	RPI 26-50	W-L RECORDS	RPI 51-100	RPI 101-150	RPI 150+				
11- 18	0- 0	0- 2	OVERALL	0- 2	0- 4	11- 10				
6- 8	0- 0	0- 1	HOME	0- 1	0- 1	6- 5				
5- 9	0- 0	0- 1	AWAY	0- 0	0- 3	5- 5				
0- 1	0- 0	0- 0	NEUTRAL	0- 1	0- 0	0- 0				
3- 8	0- 0	0- 0	NON-CONFERENCE	0- 2	0- 2	3- 4				
2- 3	0- 0	0- 0	HOME	0- 1	0- 0	2- 2				
1- 4	0- 0	0- 0	AWAY	0- 0	0- 2	1- 2				
0- 1	0- 0	0- 0	NEUTRAL	0- 1	0- 0	0- 0				
8- 10	0- 0	0- 2	CONFERENCE	0- 0	0- 2	8- 6				
4- 5	0- 0	0- 1	HOME	0- 0	0- 1	4- 3				
4- 5	0- 0	0- 1	AWAY	0- 0	0- 1	4- 3				
0- 0	0- 0	0- 0	NEUTRAL	0- 0	0- 0	0- 0				

RPI S	Opponent	Score	RPI S	Opponent	Score	RPI S	Opponent	Score	RPI S	Opponent	Score	Team's RPI: 264
48	A Marist	40 54	48	H Marist	41 51	66	H Albany (NY)	43 65	117	A Akron	72 81	
						66	N Albany (NY)	47 67	123	A Detroit	54 65	
									149	A Iona	79 84	
									149	H Iona	54 68	
									175	A Long Beach St.	67 72	
									184	A Fairfield	50 56	
									184	H Fairfield	56 67	
									192	A Rider	51 50	
									192	H Rider	75 68	
									206	H Bucknell	50 59	
									216	A St. Bonaventure	44 66	
									220	A Loyola Maryland	60 46	
									220	H Loyola Maryland	48 39	
									251	A Niagara	51 36	
									251	H Niagara	49 62	
									265	A Siena	53 64	
									265	H Siena	65 62	
									266	H Buffalo	73 57	
									296	H Oakland	51 52	
									298	H Vermont	56 55	
									311	A Binghamton	61 48	
									320	A Manhattan	51 54	
									320	H Manhattan	63 47	
									331	A Saint Peter's	62 52	
									331	H Saint Peter's	65 74	
LAST 12 Division I GAMES:												
265	A Siena	53 64	220	H Loyola Maryland	48 39							
251	A Niagara	51 36	331	H Saint Peter's	65 74							
184	H Fairfield	56 67	320	A Manhattan	51 54							
320	H Manhattan	63 47	48	A Marist	40 54							
149	A Iona	79 84	251	H Niagara	49 62							
184	A Fairfield	50 56	220	A Loyola Maryland	60 46							

Non-Div I Games:

Canisius

■ Loss,
 ■ Non-Conf,
 ■ S Site,
 ■ H Home
 ■ A Away
 N Neutral

General Team:				Through Games of Sunday, March 9, 1919						
Average RPI Win:	234	WON-LOST	WINNING	LAST 12	STRENGTH OF	OPP. STRENGTH	TEAM	ADJ.	CONF.	ADJ CONF.
Average RPI Loss:	191	RECORD	PCT. RANK	GAMES	SCHEDULE	OF SCHEDULE	RPI	RPI	RPI	RPI
DIV. I ONLY	11- 13	193	4- 8	317	275	234	234	20	20	
DIV. I NON-CONF.	3- 4	206	0- 0	342	185	244	244	20	20	

TOTALS	RPI 1-25	RPI 26-50		W-L RECORDS		RPI 51-100	RPI 101-150	RPI 150+		
11- 13	0- 0	0- 0		OVERALL		0- 0	1- 3	10- 10		
4- 4	0- 0	0- 0		HOME		0- 0	1- 0	3- 4		
7- 9	0- 0	0- 0		AWAY		0- 0	0- 0	7- 0		
0- 0	0- 0	0- 0		NEUTRAL		0- 0	0- 0	0- 0		
3- 4	0- 0	0- 0		NON-CONFERENCE		0- 0	0- 1	3- 3		
0- 0	0- 0	0- 0		HOME		0- 0	0- 0	0- 0		
3- 4	0- 0	0- 0		AWAY		0- 0	0- 1	3- 3		
0- 0	0- 0	0- 0		NEUTRAL		0- 0	0- 0	0- 0		
8- 9	0- 0	0- 0		CONFERENCE		0- 0	1- 2	7- 7		
4- 4	0- 0	0- 0		HOME		0- 0	1- 0	3- 4		
4- 5	0- 0	0- 0		AWAY		0- 0	0- 2	4- 3		
0- 0	0- 0	0- 0		NEUTRAL		0- 0	0- 0	0- 0		

[illegible]

Non-Div I Games:	Philander Smith	91	36	Southern Ark.	78	45	Central Baptist	99	21	Okla. Wesleyan	83	46	Central Ark.
------------------	-----------------	----	----	---------------	----	----	-----------------	----	----	----------------	----	----	--------------

■ Loss, ■ Non-Conf, S Site, H Home A Away N Neutral

Average RPI Win:	265	WON-LOST	WINNING	LAST 12	STRENGTH OF	OPP. STRENGTH	TEAM	ADJ.	CONF.	ADJ CONF.
Average RPI Loss:	146	RECORD	PCT. RANK	GAMES	SCHEDULE	OF SCHEDULE	RPI	RPI	RPI	RPI
DIV. I ONLY	15- 13	144	6- 6	305	207	206	206	24	24	
DIV. I NON-CONF.	6- 5	147	0- 0	320	132	227	227	22	22	
TOTALS	RPI 1-25	RPI 26-50	W-L RECORDS	RPI 51-100	RPI 101-150	RPI 150+				
15- 13	0- 0	0- 3	OVERALL	1- 1	0- 3	14- 6				
10- 3	0- 0	0- 1	HOME	1- 0	0- 1	9- 1				
4- 10	0- 0	0- 2	AWAY	0- 1	0- 2	4- 5				
1- 0	0- 0	0- 0	NEUTRAL	0- 0	0- 0	1- 0				
6- 5	0- 0	0- 1	NON-CONFERENCE	0- 0	0- 2	6- 2				
3- 2	0- 0	0- 0	HOME	0- 0	0- 1	3- 1				
2- 3	0- 0	0- 1	AWAY	0- 0	0- 1	2- 1				
1- 0	0- 0	0- 0	NEUTRAL	0- 0	0- 0	1- 0				
9- 8	0- 0	0- 2	CONFERENCE	1- 1	0- 1	8- 4				
7- 1	0- 0	0- 1	HOME	1- 0	0- 0	6- 0				
2- 7	0- 0	0- 1	AWAY	0- 1	0- 1	2- 4				
0- 0	0- 0	0- 0	NEUTRAL	0- 0	0- 0	0- 0				

RPI 1-25				RPI 26-50				RPI 51-100				RPI 101+				Team's RPI: 206	
RPI	S	Opponent	Score	RPI	S	Opponent	Score	RPI	S	Opponent	Score	RPI	S	Opponent	Score		
				42	A	Quinnipiac	73 82	94	A	Sacred Heart	39 61	101	H	Hartford	62 76		
				42	H	Quinnipiac	53 63	94	H	Sacred Heart	62 57	114	A	Texas	58 94		
				50	A	Miami (FL)	43 64					137	A	Saint Francis (PA)	62 67		
												152	A	Holy Cross	56 57		
												192	H	Rider	62 61		
												194	A	Monmouth	63 69		
												209	H	La Salle	46 70		
												222	A	Mt. St. Mary's	48 50		
												222	H	Mt. St. Mary's	77 73		
												247	A	Bryant	76 66		
												247	H	Bryant	59 50		
												257	A	New Hampshire	43 32		
												259	A	Fairleigh Dickinson	53 55		
												268	H	St. Francis Brooklyn	55 29		
												278	A	Robert Morris	48 65		
												278	H	Robert Morris	69 60		
												290	N	Delaware St.	76 54		
												297	H	Massachusetts	78 69		
												298	H	Vermont	67 41		
												303	A	Rhode Island	57 49		
												323	H	LIU Brooklyn	63 54		
												328	A	Wagner	65 54		
												328	H	Wagner	82 53		
LAST 12 Division I GAMES:																	
				278	H	Robert Morris	69 60	42	H	Quinnipiac	53 63						
				94	A	Sacred Heart	39 61	194	A	Monmouth	63 69						
				247	A	Bryant	76 66	259	A	Fairleigh Dickinson	53 55						
				323	H	LIU Brooklyn	63 54	42	A	Quinnipiac	73 82						
				328	A	Wagner	65 54	268	H	St. Francis Brooklyn	55 29						
				222	A	Mt. St. Mary's	48 50	222	H	Mt. St. Mary's	77 73						

Non-Div I Games:

Central Conn. St.

■ Loss,
 ■ Non-Conf, S Site,
 ■ Home
 ■ Away
 N Neutral

Average RPI Win:	190	WON-LOST	WINNING	LAST 12	STRENGTH OF	OPP. STRENGTH	TEAM	ADJ.	CONF.	ADJ CONF.
Average RPI Loss:	80	RECORD	PCT. RANK	GAMES	SCHEDULE	OF SCHEDULE	RPI	RPI	RPI	RPI
DIV. I ONLY	17- 11	108	8- 4	56	109	76	76	18	18	
DIV. I NON-CONF.	6- 7	183	0- 0	6	8	56	56	18	18	
TOTALS	RPI 1-25	RPI 26-50	W-L RECORDS	RPI 51-100	RPI 101-150	RPI 150+				
17- 11	1- 3	1- 1	OVERALL	2- 5	2- 0	11- 2				
9- 4	1- 1	0- 1	HOME	1- 1	1- 0	6- 1				
6- 7	0- 2	1- 0	AWAY	0- 4	0- 0	5- 1				
2- 0	0- 0	0- 0	NEUTRAL	1- 0	1- 0	0- 0				
6- 7	1- 3	0- 0	NON-CONFERENCE	2- 4	1- 0	2- 0				
3- 2	1- 1	0- 0	HOME	1- 1	0- 0	1- 0				
1- 5	0- 2	0- 0	AWAY	0- 3	0- 0	1- 0				
2- 0	0- 0	0- 0	NEUTRAL	1- 0	1- 0	0- 0				
11- 4	0- 0	1- 1	CONFERENCE	0- 1	1- 0	9- 2				
6- 2	0- 0	0- 1	HOME	0- 0	1- 0	5- 1				
5- 2	0- 0	1- 0	AWAY	0- 1	0- 0	4- 1				
0- 0	0- 0	0- 0	NEUTRAL	0- 0	0- 0	0- 0				

RPI 1-25				RPI 26-50				RPI 51-100 Team's RPI: 76				RPI 101+			
RPI	S	Opponent	Score	RPI	S	Opponent	Score	RPI	S	Opponent	Score	RPI	S	Opponent	Score
4	H	Notre Dame	63 72	45	A	Toledo	73 66	54	N	Saint Joseph's	98 84	114	N	Texas	73 65
18	A	Purdue	71 87	45	H	Toledo	63 76	57	H	Marquette	74 78	117	H	Akron	92 69
21	A	Green Bay	48 75					62	H	South Dakota St.	88 62	156	A	Miami (OH)	72 60
21	H	Green Bay	54 50					77	A	San Diego	72 78	166	A	Bradley	73 58
								80	A	Florida	75 81	187	A	Ball St.	61 68
								99	A	Bowling Green	59 84	187	H	Ball St.	63 67
								100	A	Northwestern	72 82	230	H	Eastern Mich.	77 51
												260	A	Western Mich.	77 53
												260	H	Western Mich.	72 58
												266	H	Buffalo	86 51
												274	A	Northern Ill.	82 61
												274	H	Northern Ill.	83 56
												278	H	Robert Morris	96 56
												322	A	Ohio	77 48
												339	H	Kent St.	91 44
LAST 12 Division I GAMES:															
274	A	Northern Ill.	82 61	187	A	Ball St.	61 68								
187	H	Ball St.	63 67	99	A	Bowling Green	59 84								
45	H	Toledo	63 76	339	H	Kent St.	91 44								
260	A	Western Mich.	77 53	117	H	Akron	92 69								
156	A	Miami (OH)	72 60	322	A	Ohio	77 48								
266	H	Buffalo	86 51	274	H	Northern Ill.	83 56								

Non-Div I Games:

Central Mich.

■ Loss,
 ■ Non-Conf,
 ■ S Site,
 ■ Home
 ■ A Away
 N Neutral

Average RPI Win:	327	WON-LOST	WINNING	LAST 12	STRENGTH OF	OPP. STRENGTH	TEAM	ADJ.	CONF.	ADJ CONF.
Average RPI Loss:	175	RECORD	PCT. RANK	GAMES	SCHEDULE	OF SCHEDULE	RPI	RPI	RPI	RPI
DIV. I ONLY	5- 19	319	3- 9	297	309	325	325	27	27	
DIV. I NON-CONF.	2- 4	244	0- 0	309	204	307	307	28	28	
TOTALS	RPI 1-25	RPI 26-50	W-L RECORDS	RPI 51-100	RPI 101-150	RPI 150+				
5- 19	0- 0	0- 0	OVERALL	0- 2	0- 7	5- 10				
2- 10	0- 0	0- 0	HOME	0- 1	0- 3	2- 6				
2- 9	0- 0	0- 0	AWAY	0- 1	0- 4	2- 4				
1- 0	0- 0	0- 0	NEUTRAL	0- 0	0- 0	1- 0				
2- 4	0- 0	0- 0	NON-CONFERENCE	0- 0	0- 2	2- 2				
1- 2	0- 0	0- 0	HOME	0- 0	0- 1	1- 1				
0- 2	0- 0	0- 0	AWAY	0- 0	0- 1	0- 1				
1- 0	0- 0	0- 0	NEUTRAL	0- 0	0- 0	1- 0				
3- 15	0- 0	0- 0	CONFERENCE	0- 2	0- 5	3- 8				
1- 8	0- 0	0- 0	HOME	0- 1	0- 2	1- 5				
2- 7	0- 0	0- 0	AWAY	0- 1	0- 3	2- 3				
0- 0	0- 0	0- 0	NEUTRAL	0- 0	0- 0	0- 0				

RPI 1-25			RPI 26-50			RPI 51-100			RPI 101+ Team's RPI: 325		
RPI	S	Opponent	Score	RPI	S	Opponent	Score	RPI	S	Opponent	Score
						73 A Liberty	62 88	109 A North Carolina St.		54 81	
						73 H Liberty	33 92	119 H South Carolina St.		57 73	
								126 A Presbyterian		57 58	
								126 H Presbyterian		61 79	
								128 A Winthrop		65 85	
								128 H Winthrop		65 73	
								134 A High Point		54 71	
								169 H Campbell		55 65	
								173 H Col. of Charleston		45 76	
								174 A Wake Forest		57 77	
								218 A Radford		60 71	
								218 H Radford		57 64	
								243 A Longwood		73 79	
								243 H Longwood		52 67	
								280 A Coastal Caro.		56 64	
								280 H Coastal Caro.		72 77	
								313 A Gardner-Webb		55 48	
								313 H Gardner-Webb		55 59	
								317 N UNC Greensboro		60 57	
								319 H Western Caro.		69 61	
								342 A UNC Asheville		54 48	
								342 H UNC Asheville		73 59	
LAST 12 Division I GAMES:											
						73 A Liberty	62 88	342 A UNC Asheville		54 48	
						243 A Longwood	73 79	128 H Winthrop		65 73	
						169 H Campbell	55 65	218 H Radford		57 64	
						280 H Coastal Caro.	72 77	313 H Gardner-Webb		55 59	
						126 H Presbyterian	61 79	342 H UNC Asheville		73 59	
						313 A Gardner-Webb	55 48	218 A Radford		60 71	

Non-Div I Games: Paine 82 70 Southern Wesleyan 84 52 Trinity Baptist 71 46

Charleston So.

Loss, Non-Conf, S Site, H Home A Away N Neutral

Average RPI Win:	180	WON-LOST	WINNING	LAST 12	STRENGTH OF	OPP. STRENGTH	TEAM	ADJ.	CONF.	ADJ CONF.
Average RPI Loss:	53	RECORD	PCT. RANK	GAMES	SCHEDULE	OF SCHEDULE	RPI	RPI	RPI	RPI
DIV. I ONLY	24- 4	15	12- 0	165	97	53	53	9	9	
DIV. I NON-CONF.	11- 3	41	0- 0	136	135	71	71	8	8	
TOTALS	RPI 1-25	RPI 26-50	W-L RECORDS	RPI 51-100	RPI 101-150	RPI 150+				
24- 4	0- 1	2- 1	OVERALL	3- 2	4- 0	15- 0				
12- 3	0- 1	2- 0	HOME	1- 2	2- 0	7- 0				
11- 0	0- 0	0- 0	AWAY	2- 0	2- 0	7- 0				
1- 1	0- 0	0- 1	NEUTRAL	0- 0	0- 0	1- 0				
11- 3	0- 1	1- 1	NON-CONFERENCE	1- 1	3- 0	6- 0				
6- 2	0- 1	1- 0	HOME	1- 1	1- 0	3- 0				
4- 0	0- 0	0- 0	AWAY	0- 0	2- 0	2- 0				
1- 1	0- 0	0- 1	NEUTRAL	0- 0	0- 0	1- 0				
13- 1	0- 0	1- 0	CONFERENCE	2- 1	1- 0	9- 0				
6- 1	0- 0	1- 0	HOME	0- 1	1- 0	4- 0				
7- 0	0- 0	0- 0	AWAY	2- 0	0- 0	5- 0				
0- 0	0- 0	0- 0	NEUTRAL	0- 0	0- 0	0- 0				

RPI S	Opponent	Score	RPI S	Opponent	Score	RPI S	Opponent	Score	RPI S	Opponent	Score
20	H Florida St.	54 70	35	H Duquesne	63 54	54	A Saint Joseph's	71 66	104	H Butler	59 49
			45	N Toledo	66 76	69	H Fordham	56 59	105	H Stetson	81 73
			49	H FGCU	79 60	78	H Kansas St.	63 67	116	A N.C. A&T	57 47
						88	H Davidson	69 54	136	A UCF	62 59
						98	A Richmond	64 55	153	H Temple	66 43
									164	H George Washington	68 56
									176	A TCU	82 68
									202	H Xavier	67 55
									209	A La Salle	73 56
									210	A Saint Louis	71 54
									216	A St. Bonaventure	64 57
									221	H VCU	63 54
									241	N Mississippi Val.	63 48
									242	H Coppin St.	70 53
									261	H Colgate	57 33
									297	A Massachusetts	79 60
									299	A UNC Wilmington	63 58
									303	A Rhode Island	53 42
									341	H N.C. Central	80 31
LAST 12 Division I GAMES:											
98	A Richmond	64 55	54	A Saint Joseph's	71 66						
221	H VCU	63 54	153	H Temple	66 43						
209	A La Salle	73 56	35	H Duquesne	63 54						
297	A Massachusetts	79 60	216	A St. Bonaventure	64 57						
164	H George Washington	68 56	210	A Saint Louis	71 54						
104	H Butler	59 49	202	H Xavier	67 55						

Non-Div I Games:

Charlotte

■ Loss,
■ Non-Conf, S Site,
■ Home
■ Away
N Neutral

Chattanooga

Through Games Of Sunday, March 3, 2013

Average RPI Win:	217	WON-LOST	WINNING	LAST 12	STRENGTH OF	OPP. STRENGTH	TEAM	ADJ.	CONF.	ADJ CONF.
Average RPI Loss:	93	RECORD	PCT. RANK	GAMES	SCHEDULE	OF SCHEDULE	RPI	RPI	RPI	RPI
DIV. I ONLY	26- 3	11	12- 0	238	215	47	47	21	21	
DIV. I NON-CONF.	7- 2	48	0- 0	175	71	46	46	25	25	
TOTALS	RPI 1-25	RPI 26-50	W-L RECORDS	RPI 51-100	RPI 101-150	RPI 150+				
26- 3	1- 0	0- 1	OVERALL	2- 1	4- 1	19- 0				
13- 0	1- 0	0- 0	HOME	1- 0	2- 0	9- 0				
12- 3	0- 0	0- 1	AWAY	1- 1	2- 1	9- 0				
1- 0	0- 0	0- 0	NEUTRAL	0- 0	0- 0	1- 0				
7- 2	1- 0	0- 1	NON-CONFERENCE	0- 1	1- 0	5- 0				
3- 0	1- 0	0- 0	HOME	0- 0	0- 0	2- 0				
3- 2	0- 0	0- 1	AWAY	0- 1	1- 0	2- 0				
1- 0	0- 0	0- 0	NEUTRAL	0- 0	0- 0	1- 0				
19- 1	0- 0	0- 0	CONFERENCE	2- 0	3- 1	14- 0				
10- 0	0- 0	0- 0	HOME	1- 0	2- 0	7- 0				
9- 1	0- 0	0- 0	AWAY	1- 0	1- 1	7- 0				
0- 0	0- 0	0- 0	NEUTRAL	0- 0	0- 0	0- 0				

RPI S	Opponent	Score	RPI S	Opponent	Score	RPI S	Opponent	Score	RPI S	Opponent	Score
7	H Tennessee	80 71	43	A St. Mary's (CA)	67 70	88	A Davidson	60 56	106	A Appalachian St.	69 45
						88	H Davidson	68 59	106	H Appalachian St.	59 55
						91	A Auburn	40 53	124	A UAB	66 57
									144	A Elon	60 70
									144	H Elon	63 40
									173	A Col. of Charleston	73 58
									173	H Col. of Charleston	64 53
									178	A Alabama	72 58
									195	A Belmont	84 54
									214	N Portland St.	68 59
									223	A Furman	60 57
									223	H Furman	83 40
									246	H East Tenn. St.	81 48
									250	A Samford	66 60
									250	H Samford	60 46
									309	A Ga. Southern	67 50
									309	H Ga. Southern	75 43
									316	A Wofford	63 44
									316	H Wofford	68 54
									317	A UNC Greensboro	76 46
									317	H UNC Greensboro	74 68
									319	A Western Caro.	70 43
									319	H Western Caro.	81 39
									343	H Jacksonville St.	72 59
LAST 12 Division I GAMES:											
106	A	Appalachian St.	69	45	144	H	Elon	63	40		
88	H	Davidson	68	59	250	H	Samford	60	46		
319	H	Western Caro.	81	39	316	A	Wofford	63	44		
309	A	Ga. Southern	67	50	223	A	Furman	60	57		
173	A	Col. of Charleston	73	58	106	H	Appalachian St.	59	55		
317	H	UNC Greensboro	74	68	250	A	Samford	66	60		

Non-Div I Games:

Chattanooga

Loss, Non-Conf, S Site, H Home A Away N Neutral

Average RPI Win:	292	WON-LOST	WINNING	LAST 12	STRENGTH OF	OPP. STRENGTH	TEAM	ADJ.	CONF.	ADJ CONF.
Average RPI Loss:	211	RECORD	PCT. RANK	GAMES	SCHEDULE	OF SCHEDULE	RPI	RPI	RPI	RPI
DIV. I ONLY	3- 22	331	3- 9	298	334	340	340	33	33	
DIV. I NON-CONF.	1- 18	336	1- 5	225	288	335	335	33	33	
TOTALS	RPI 1-25	RPI 26-50	W-L RECORDS	RPI 51-100	RPI 101-150	RPI 150+				
3- 22	0- 0	0- 0	OVERALL	0- 3	0- 5	3- 14				
3- 8	0- 0	0- 0	HOME	0- 0	0- 1	3- 7				
0- 14	0- 0	0- 0	AWAY	0- 3	0- 4	0- 7				
0- 0	0- 0	0- 0	NEUTRAL	0- 0	0- 0	0- 0				
1- 18	0- 0	0- 0	NON-CONFERENCE	0- 3	0- 5	1- 10				
1- 6	0- 0	0- 0	HOME	0- 0	0- 1	1- 5				
0- 12	0- 0	0- 0	AWAY	0- 3	0- 4	0- 5				
0- 0	0- 0	0- 0	NEUTRAL	0- 0	0- 0	0- 0				
2- 4	0- 0	0- 0	CONFERENCE	0- 0	0- 0	2- 4				
2- 2	0- 0	0- 0	HOME	0- 0	0- 0	2- 2				
0- 2	0- 0	0- 0	AWAY	0- 0	0- 0	0- 2				
0- 0	0- 0	0- 0	NEUTRAL	0- 0	0- 0	0- 0				

RPI 1-25			RPI 26-50			RPI 51-100				RPI 101+ Team's RPI: 340							
RPI	S	Opponent	Score	RPI	S	Opponent	Score	RPI	S	Opponent	Score	RPI	S	Opponent	Score		
								87	A	Hampton	35	87	117	H	Akron	45	86
								92	A	Missouri	55	88	124	A	Indiana St.	35	69
								100	A	Northwestern	38	82	132	A	IUPUI	30	65
												135	A	Rice	42	68	
												150	A	UNI	41	81	
												156	H	Miami (OH)	37	71	
												208	A	Loyola Chicago	43	81	
												237	H	Milwaukee	58	82	
												239	A	Western Ill.	52	87	
												239	H	Western Ill.	56	54	
												240	H	Neb. Omaha	47	62	
												251	A	Drake	39	67	
												260	A	Western Mich.	38	80	
												293	A	CSU Bakersfield	54	72	
												293	H	CSU Bakersfield	51	70	
												294	A	NJIT	33	59	
												294	H	NJIT	58	57	
												295	A	Utah Valley	38	71	
												295	H	Utah Valley	55	63	
												315	H	Southern Ill.	66	69	
												318	H	Tex.-Pan American	40	71	
												344	H	Houston Baptist	73	62	
LAST 12 Division I GAMES:																	
294	A	NJIT	33	59	344	H	Houston Baptist	73	62								
295	H	Utah Valley	55	63	293	H	CSU Bakersfield	51	70								
293	A	CSU Bakersfield	54	72	294	H	NJIT	58	57								
318	H	Tex.-Pan American	40	71	240	H	Neb. Omaha	47	62								
132	A	IUPUI	30	65	295	A	Utah Valley	38	71								
239	H	Western Ill.	56	54	239	A	Western Ill.	52	87								

Non-Div I Games: Ind.-Northwest 67 44 Central Methodist 48 50

Chicago St.

Average RPI Win: 192	WON-LOST	WINNING	LAST 12	STRENGTH OF	OPP. STRENGTH	TEAM	ADJ.	CONF.	ADJ CONF.
Average RPI Loss: 77	RECORD	PCT. RANK	GAMES	SCHEDULE	OF SCHEDULE	RPI	RPI	RPI	RPI
DIV. I ONLY	12- 16	206	4- 8	71	74	161	161	4	4
DIV. I NON-CONF.	8- 5	114	0- 0	184	281	151	151	3	3
TOTALS	RPI 1-25	RPI 26-50	W-L RECORDS	RPI 51-100	RPI 101-150	RPI 150+			
12- 16	0- 5	0- 2	OVERALL	3- 4	0- 2	9- 3			
9- 6	0- 3	0- 1	HOME	3- 0	0- 0	6- 2			
2- 9	0- 2	0- 1	AWAY	0- 4	0- 2	2- 0			
1- 1	0- 0	0- 0	NEUTRAL	0- 0	0- 0	1- 1			
8- 5	0- 0	0- 0	NON-CONFERENCE	1- 1	0- 2	7- 2			
6- 1	0- 0	0- 0	HOME	1- 0	0- 0	5- 1			
1- 3	0- 0	0- 0	AWAY	0- 1	0- 2	1- 0			
1- 1	0- 0	0- 0	NEUTRAL	0- 0	0- 0	1- 1			
4- 11	0- 5	0- 2	CONFERENCE	2- 3	0- 0	2- 1			
3- 5	0- 3	0- 1	HOME	2- 0	0- 0	1- 1			
1- 6	0- 2	0- 1	AWAY	0- 3	0- 0	1- 0			
0- 0	0- 0	0- 0	NEUTRAL	0- 0	0- 0	0- 0			

RPI 1-25				RPI 26-50				RPI 51-100				RPI 101+ Team's RPI: 161			
RPI	S	Opponent	Score	RPI	S	Opponent	Score	RPI	S	Opponent	Score	RPI	S	Opponent	Score
2	H	Connecticut	31 67	38	A	St. John's (NY)	46 75	57	H	Marquette	54 52	117	A	Akron	54 67
4	A	Notre Dame	42 64	46	H	Syracuse	48 72	58	A	Georgetown	52 54	121	A	Hawaii	63 65
22	A	Louisville	33 72					59	A	South Fla.	44 77	165	H	Northern Ky.	49 31
23	H	DePaul	45 51					60	H	Youngstown St.	57 46	173	H	Col. of Charleston	66 57
24	H	Villanova	51 54					61	A	Ohio St.	49 87	178	N	Alabama	47 58
								72	A	Rutgers	46 55	191	H	Eastern Ky.	59 48
								72	H	Rutgers	56 48	195	H	Belmont	68 54
												197	H	Providence	64 45
												202	H	Xavier	67 69
												203	H	Seton Hall	56 64
												225	A	Pittsburgh	59 50
												305	H	Morehead St.	55 45
												323	N	LIU Brooklyn	59 48
												339	A	Kent St.	59 41
LAST 12 Division I GAMES:															
72	H	Rutgers	56 48	46	H	Syracuse	48 72	4	A	Notre Dame	42 64				
197	H	Providence	64 45	58	A	Georgetown	52 54	2	H	Connecticut	31 67				
225	A	Pittsburgh	59 50	23	H	DePaul	45 51	22	A	Louisville	33 72				
38	A	St. John's (NY)	46 75												
57	H	Marquette	54 52												
72	A	Rutgers	46 55												

Non-Div I Games:

Cincinnati

■ Loss,
 ■ Non-Conf,
 ■ S Site,
 ■ H Home
 ■ A Away
 N Neutral

Average RPI Win:	181	WON-LOST	WINNING	LAST 12	STRENGTH OF	OPP. STRENGTH	TEAM	ADJ.	CONF.	ADJ CONF.
Average RPI Loss:	76	RECORD	PCT. RANK	GAMES	SCHEDULE	OF SCHEDULE	RPI	RPI	RPI	RPI
DIV. I ONLY	9- 20	282	4- 8	47	48	186	186	5	5	
DIV. I NON-CONF.	4- 7	233	0- 0	124	188	241	241	4	4	
TOTALS	RPI 1-25	RPI 26-50	W-L RECORDS	RPI 51-100	RPI 101-150	RPI 150+				
9- 20	0- 7	0- 2	OVERALL	1- 3	3- 6	5- 2				
5- 10	0- 3	0- 1	HOME	1- 2	1- 4	3- 0				
3- 8	0- 4	0- 1	AWAY	0- 1	2- 1	1- 1				
1- 2	0- 0	0- 0	NEUTRAL	0- 0	0- 1	1- 1				
4- 7	0- 1	0- 0	NON-CONFERENCE	0- 1	0- 3	4- 2				
3- 3	0- 0	0- 0	HOME	0- 1	0- 2	3- 0				
0- 2	0- 1	0- 0	AWAY	0- 0	0- 0	0- 1				
1- 2	0- 0	0- 0	NEUTRAL	0- 0	0- 1	1- 1				
5- 13	0- 6	0- 2	CONFERENCE	1- 2	3- 3	1- 0				
2- 7	0- 3	0- 1	HOME	1- 1	1- 2	0- 0				
3- 6	0- 3	0- 1	AWAY	0- 1	2- 1	1- 0				
0- 0	0- 0	0- 0	NEUTRAL	0- 0	0- 0	0- 0				

RPI	S	Opponent	Score	RPI	S	Opponent	Score	RPI	S	Opponent	Score	RPI	S	Opponent	Score
6	A	Duke	45 82	50	A	Miami (FL)	56 78	59	H	South Fla.	73 75	109	A	North Carolina St.	45 79
6	H	Duke	46 60	50	H	Miami (FL)	46 62	89	A	Georgia Tech	48 74	109	H	North Carolina St.	47 63
10	A	Maryland	45 75					89	H	Georgia Tech	59 81	119	H	South Carolina St.	55 67
10	H	Maryland	40 80					90	H	Virginia	64 62	126	H	Presbyterian	46 49
12	A	South Carolina	43 64									131	A	Boston College	64 61
14	H	North Carolina	58 65									131	H	Boston College	43 66
20	A	Florida St.	61 83									133	A	Virginia Tech	47 37
												133	H	Virginia Tech	51 46
												138	N	Montana St.	52 58
												174	A	Wake Forest	74 64
												183	A	Indiana	49 52
												190	N	SIU Edwardsville	43 49
												197	N	Providence	62 47
												218	H	Radford	74 55
												250	H	Samford	63 51
												301	H	Jacksonville	87 58
LAST 12 Division I GAMES:															
109	H	North Carolina St.	47 63	109	A	North Carolina St.	45 79								
89	A	Georgia Tech	48 74	50	H	Miami (FL)	46 62								
131	A	Boston College	64 61	20	A	Florida St.	61 83								
90	H	Virginia	64 62	133	A	Virginia Tech	47 37								
133	H	Virginia Tech	51 46	10	H	Maryland	40 80								
10	A	Maryland	45 75	6	H	Duke	46 60								

Non-Div I Games:

Clemson

■ Loss,
■ Non-Conf, S Site,
■ Home
■ Away
N Neutral

Average RPI Win:	215	WON-LOST	WINNING	LAST 12	STRENGTH OF	OPP. STRENGTH	TEAM	ADJ.	CONF.	ADJ CONF.
Average RPI Loss:	156	RECORD	PCT. RANK	GAMES	SCHEDULE	OF SCHEDULE	RPI	RPI	RPI	RPI
DIV. I ONLY	12- 15	198	3- 9	241	159	235	235	13	13	
DIV. I NON-CONF.	7- 5	130	0- 0	291	172	197	197	12	12	
TOTALS	RPI 1-25	RPI 26-50	W-L RECORDS	RPI 51-100	RPI 101-150	RPI 150+				
12- 15	0- 2	0- 0	OVERALL	0- 3	1- 3	11- 7				
9- 5	0- 1	0- 0	HOME	0- 1	1- 1	8- 2				
3- 9	0- 1	0- 0	AWAY	0- 2	0- 1	3- 5				
0- 1	0- 0	0- 0	NEUTRAL	0- 0	0- 1	0- 0				
7- 5	0- 0	0- 0	NON-CONFERENCE	0- 1	0- 2	7- 2				
5- 1	0- 0	0- 0	HOME	0- 0	0- 1	5- 0				
2- 3	0- 0	0- 0	AWAY	0- 1	0- 0	2- 2				
0- 1	0- 0	0- 0	NEUTRAL	0- 0	0- 1	0- 0				
5- 10	0- 2	0- 0	CONFERENCE	0- 2	1- 1	4- 5				
4- 4	0- 1	0- 0	HOME	0- 1	1- 0	3- 2				
1- 6	0- 1	0- 0	AWAY	0- 1	0- 1	1- 3				
0- 0	0- 0	0- 0	NEUTRAL	0- 0	0- 0	0- 0				

RPI 1-25				RPI 26-50				RPI 51-100				RPI 101+ Team's RPI: 235			
RPI	S	Opponent	Score	RPI	S	Opponent	Score	RPI	S	Opponent	Score	RPI	S	Opponent	Score
21	A	Green Bay	51 88					60	A	Youngstown St.	69 73	104	H	Butler	54 56
21	H	Green Bay	49 52					60	H	Youngstown St.	63 72	123	A	Detroit	77 96
								63	A	Illinois	64 83	123	H	Detroit	77 66
												145	N	Santa Clara	71 82
												156	H	Miami (OH)	87 75
												183	A	Indiana	69 58
												199	H	Wright St.	68 63
												201	H	South Dakota	60 46
												204	A	Tennessee St.	66 59
												208	A	Loyola Chicago	78 79
												208	H	Loyola Chicago	67 72
												221	H	VCU	68 57
												237	A	Milwaukee	72 73
												237	H	Milwaukee	60 63
												238	H	Ole Miss	67 55
												249	A	Valparaiso	84 92
												249	H	Valparaiso	58 54
												257	H	New Hampshire	58 47
												273	A	Ill.-Chicago	73 69
												273	H	Ill.-Chicago	75 69
												287	A	Nevada	79 86
												322	A	Ohio	56 63
LAST 12 Division I GAMES:															
249	H	Valparaiso	58 54	208	A	Loyola Chicago	78 79								
208	H	Loyola Chicago	67 72	199	H	Wright St.	68 63								
60	A	Youngstown St.	69 73	249	A	Valparaiso	84 92								
237	A	Milwaukee	72 73	123	A	Detroit	77 96								
21	A	Green Bay	51 88	60	H	Youngstown St.	63 72								
273	H	Ill.-Chicago	75 69	237	H	Milwaukee	60 63								

Non-Div I Games: Lake Erie 70 51

Cleveland St.

■ Loss,
 ■ Non-Conf,
 ■ S Site,
 ■ Home
 ■ A Away
 N Neutral

Coastal Caro.

Through Games Of Sunday, March 3, 2013

Average RPI Win:	308	WON-LOST	WINNING	LAST 12	STRENGTH OF	OPP. STRENGTH	TEAM	ADJ.	CONF.	ADJ CONF.
Average RPI Loss:	152	RECORD	PCT. RANK	GAMES	SCHEDULE	OF SCHEDULE	RPI	RPI	RPI	RPI
DIV. I ONLY	10- 15	223	6- 6	294	316	280	280	27	27	
DIV. I NON-CONF.	2- 5	269	0- 0	285	298	324	324	28	28	
TOTALS	RPI 1-25	RPI 26-50	W-L RECORDS	RPI 51-100	RPI 101-150	RPI 150+				
10- 15	0- 1	0- 0	OVERALL	0- 2	0- 6	10- 6				
7- 5	0- 1	0- 0	HOME	0- 1	0- 3	7- 0				
3- 9	0- 0	0- 0	AWAY	0- 1	0- 3	3- 5				
0- 1	0- 0	0- 0	NEUTRAL	0- 0	0- 0	0- 1				
2- 5	0- 1	0- 0	NON-CONFERENCE	0- 0	0- 1	2- 3				
2- 1	0- 1	0- 0	HOME	0- 0	0- 0	2- 0				
0- 3	0- 0	0- 0	AWAY	0- 0	0- 1	0- 2				
0- 1	0- 0	0- 0	NEUTRAL	0- 0	0- 0	0- 1				
8- 10	0- 0	0- 0	CONFERENCE	0- 2	0- 5	8- 3				
5- 4	0- 0	0- 0	HOME	0- 1	0- 3	5- 0				
3- 6	0- 0	0- 0	AWAY	0- 1	0- 2	3- 3				
0- 0	0- 0	0- 0	NEUTRAL	0- 0	0- 0	0- 0				

RPI 1-25				RPI 26-50				RPI 51-100				RPI 101+ Team's RPI: 280			
RPI	S	Opponent	Score	RPI	S	Opponent	Score	RPI	S	Opponent	Score	RPI	S	Opponent	Score
14	H	North Carolina	49 75					73	A	Liberty	31 68	119	A	South Carolina St.	55 78
								73	H	Liberty	48 76	126	A	Presbyterian	30 50
												126	H	Presbyterian	54 65
												128	H	Winthrop	52 76
												134	A	High Point	53 58
												134	H	High Point	54 70
												169	A	Campbell	54 64
												173	A	Col. of Charleston	38 56
												218	A	Radford	50 68
												218	H	Radford	52 51
												243	A	Longwood	63 77
												243	H	Longwood	66 62
												255	A	IPFW	46 51
												291	N	North Florida	58 69
												313	A	Gardner-Webb	65 62
												313	H	Gardner-Webb	70 67
												319	H	Western Caro.	56 42
												325	A	Charleston So.	77 72
												325	H	Charleston So.	64 56
												341	H	N.C. Central	58 39
												342	A	UNC Asheville	50 46
												342	H	UNC Asheville	73 62
LAST 12 Division I GAMES:															
134	A	High Point	53 58	218	H	Radford	52 51								
73	A	Liberty	31 68	243	H	Longwood	66 62								
325	A	Charleston So.	77 72	342	H	UNC Asheville	73 62								
313	H	Gardner-Webb	70 67	128	H	Winthrop	52 76								
126	H	Presbyterian	54 65	243	A	Longwood	63 77								
342	A	UNC Asheville	50 46	218	A	Radford	50 68								

Non-Div I Games: Columbia (SC) 79 54 Southern Va. 79 46 Converse 70 43

Coastal Caro.

Loss, Non-Conf, S Site, H Home A Away N Neutral

Average RPI Win:	247	WON-LOST	WINNING	LAST 12	STRENGTH OF	OPP. STRENGTH	TEAM	ADJ.	CONF.	ADJ CONF.
Average RPI Loss:	129	RECORD	PCT. RANK	GAMES	SCHEDULE	OF SCHEDULE	RPI	RPI	RPI	RPI
DIV. I ONLY	14- 14	158	7- 5	146	247	173	173	21	21	
DIV. I NON-CONF.	4- 5	204	0- 0	59	99	97	97	25	25	
TOTALS	RPI 1-25	RPI 26-50	W-L RECORDS	RPI 51-100	RPI 101-150	RPI 150+				
14- 14	0- 1	0- 3	OVERALL	3- 1	1- 4	10- 5				
7- 6	0- 0	0- 1	HOME	1- 1	0- 3	6- 1				
7- 8	0- 1	0- 2	AWAY	2- 0	1- 1	4- 4				
0- 0	0- 0	0- 0	NEUTRAL	0- 0	0- 0	0- 0				
4- 5	0- 1	0- 1	NON-CONFERENCE	2- 0	0- 1	2- 2				
2- 1	0- 0	0- 0	HOME	1- 0	0- 1	1- 0				
2- 4	0- 1	0- 1	AWAY	1- 0	0- 0	1- 2				
0- 0	0- 0	0- 0	NEUTRAL	0- 0	0- 0	0- 0				
10- 9	0- 0	0- 2	CONFERENCE	1- 1	1- 3	8- 3				
5- 5	0- 0	0- 1	HOME	0- 1	0- 2	5- 1				
5- 4	0- 0	0- 1	AWAY	1- 0	1- 1	3- 2				
0- 0	0- 0	0- 0	NEUTRAL	0- 0	0- 0	0- 0				

RPI 1-25				RPI 26-50				RPI 51-100				RPI 101+ Team's RPI: 173			
RPI	S	Opponent	Score	RPI	S	Opponent	Score	RPI	S	Opponent	Score	RPI	S	Opponent	Score
2	A	Connecticut	39 103	30	A	Vanderbilt	44 69	64	A	East Carolina	72 62	106	A	Appalachian St.	65 74
				47	A	Chattanooga	53 64	88	A	Davidson	74 71	106	H	Appalachian St.	55 63
				47	H	Chattanooga	58 73	88	H	Davidson	57 65	128	H	Winthrop	61 63
								98	H	Richmond	82 74	144	A	Elon	57 55
												144	H	Elon	56 63
												156	A	Miami (OH)	42 55
												161	A	Cincinnati	57 66
												223	H	Furman	71 80
												250	A	Samford	47 56
												250	H	Samford	63 62
												280	H	Coastal Caro.	56 38
												309	A	Ga. Southern	65 60
												309	H	Ga. Southern	58 56
												316	A	Wofford	55 56
												316	H	Wofford	69 60
												317	A	UNC Greensboro	88 61
												317	H	UNC Greensboro	63 43
												319	A	Western Caro.	73 61
												319	H	Western Caro.	70 47
												325	A	Charleston So.	76 45
LAST 12 Division I GAMES:															
319	A	Western Caro.	73 61	309	A	Ga. Southern	65 60								
316	H	Wofford	69 60	317	H	UNC Greensboro	63 43								
106	A	Appalachian St.	65 74	223	H	Furman	71 80								
250	H	Samford	63 62	319	H	Western Caro.	70 47								
47	H	Chattanooga	58 73	316	A	Wofford	55 56								
88	A	Davidson	74 71	144	H	Elon	56 63								

Non-Div I Games:

Col. of Charleston

■ Loss,
 ■ Non-Conf, S Site,
 ■ Home
 ■ Away
 N Neutral

Average RPI Win: 243	WON-LOST	WINNING	LAST 12	STRENGTH OF	OPP. STRENGTH	TEAM	ADJ.	CONF.	ADJ CONF.
Average RPI Loss: 157	RECORD	PCT. RANK	GAMES	SCHEDULE	OF SCHEDULE	RPI	RPI	RPI	RPI
DIV. I ONLY	9- 20	282	3- 9	130	261	261	261	15	15
DIV. I NON-CONF.	6- 9	216	0- 1	169	315	221	221	17	17
TOTALS	RPI 1-25	RPI 26-50	W-L RECORDS	RPI 51-100	RPI 101-150	RPI 150+			
9- 20	0- 1	0- 0	OVERALL	0- 3	2- 6	7- 10			
7- 6	0- 0	0- 0	HOME	0- 0	2- 2	5- 4			
2- 13	0- 1	0- 0	AWAY	0- 2	0- 4	2- 6			
0- 1	0- 0	0- 0	NEUTRAL	0- 1	0- 0	0- 0			
6- 9	0- 1	0- 0	NON-CONFERENCE	0- 3	1- 1	5- 4			
5- 1	0- 0	0- 0	HOME	0- 0	1- 0	4- 1			
1- 7	0- 1	0- 0	AWAY	0- 2	0- 1	1- 3			
0- 1	0- 0	0- 0	NEUTRAL	0- 1	0- 0	0- 0			
3- 11	0- 0	0- 0	CONFERENCE	0- 0	1- 5	2- 6			
2- 5	0- 0	0- 0	HOME	0- 0	1- 2	1- 3			
1- 6	0- 0	0- 0	AWAY	0- 0	0- 3	1- 3			
0- 0	0- 0	0- 0	NEUTRAL	0- 0	0- 0	0- 0			

RPI 1-25				RPI 26-50				RPI 51-100				RPI 101+ Team's RPI: 261			
RPI	S	Opponent	Score	RPI	S	Opponent	Score	RPI	S	Opponent	Score	RPI	S	Opponent	Score
2	A	Connecticut	41 101					53	A	Charlotte	33 57	107	A	Navy	48 63
								86	N	Drexel	33 51	107	H	Navy	43 59
								94	A	Sacred Heart	53 59	115	A	American	45 54
												115	H	American	44 69
												127	A	Army	48 51
												127	H	Army	60 56
												137	H	Saint Francis (PA)	67 62
												149	A	Iona	47 73
												152	A	Holy Cross	61 71
												152	H	Holy Cross	51 53
												200	A	Lehigh	40 62
												200	H	Lehigh	62 70
												206	A	Bucknell	51 53
												206	H	Bucknell	58 51
												216	A	St. Bonaventure	45 54
												229	A	Lafayette	39 37
												229	H	Lafayette	45 53
												251	A	Niagara	63 66
												257	H	New Hampshire	72 61
												275	H	Cornell	65 69
												278	H	Robert Morris	71 55
												294	A	NJIT	51 53
												294	H	NJIT	72 36
												323	A	LIU Brooklyn	75 61
												337	H	Columbia	67 48
LAST 12 Division I GAMES:															
152	H	Holy Cross	51 53	115	H	American	44 69	294	A	NJIT	51 53	294	H	NJIT	72 36
229	A	Lafayette	39 37	294	A	NJIT	51 53	152	A	Holy Cross	61 71	229	H	Lafayette	45 53
107	A	Navy	48 63	229	H	Lafayette	45 53	107	H	Navy	43 59	127	A	Army	48 51
127	H	Army	60 56	107	H	Navy	43 59	206	H	Bucknell	58 51				
200	A	Lehigh	40 62												

Non-Div I Games:

Colgate

■ Loss,
 ■ Non-Conf, S Site,
 ■ Home
 ■ Away
 N Neutral

Colorado

Through Games Of Sunday, March 3, 2013

Average RPI Win:	163	WON-LOST	WINNING	LAST 12	STRENGTH OF	OPP. STRENGTH	TEAM	ADJ.	CONF.	ADJ CONF.
Average RPI Loss:	7	RECORD	PCT. RANK	GAMES	SCHEDULE	OF SCHEDULE	RPI	RPI	RPI	RPI
DIV. I ONLY	24- 5	19	9- 3	81	65	25	25	6	6	
DIV. I NON-CONF.	11- 0	1	0- 0	113	198	13	13	5	5	
TOTALS	RPI 1-25	RPI 26-50	W-L RECORDS	RPI 51-100	RPI 101-150	RPI 150+				
24- 5	1- 5	1- 0	OVERALL	3- 0	5- 0	14- 0				
15- 2	1- 2	1- 0	HOME	2- 0	2- 0	9- 0				
9- 3	0- 3	0- 0	AWAY	1- 0	3- 0	5- 0				
0- 0	0- 0	0- 0	NEUTRAL	0- 0	0- 0	0- 0				
11- 0	1- 0	1- 0	NON-CONFERENCE	2- 0	0- 0	7- 0				
8- 0	1- 0	1- 0	HOME	1- 0	0- 0	5- 0				
3- 0	0- 0	0- 0	AWAY	1- 0	0- 0	2- 0				
0- 0	0- 0	0- 0	NEUTRAL	0- 0	0- 0	0- 0				
13- 5	0- 5	0- 0	CONFERENCE	1- 0	5- 0	7- 0				
7- 2	0- 2	0- 0	HOME	1- 0	2- 0	4- 0				
6- 3	0- 3	0- 0	AWAY	0- 0	3- 0	3- 0				
0- 0	0- 0	0- 0	NEUTRAL	0- 0	0- 0	0- 0				

RPI	S	Opponent	Score	RPI	S	Opponent	Score	RPI	S	Opponent	Score	RPI	S	Opponent	Score
3	A	Stanford	56 69	36	H	San Diego St.	67 53	63	A	Illinois	69 62	103	A	Utah	56 43
3	H	Stanford	40 57					67	H	Wyoming	68 59	103	H	Utah	67 57
8	A	California	56 59					83	H	Washington	68 61	108	A	Southern California	65 49
8	H	California	49 53									140	A	Arizona St.	71 63
13	A	UCLA	46 62									140	H	Arizona St.	57 43
22	H	Louisville	70 66									162	H	Washington St.	59 45
												163	H	Idaho	70 65
												170	A	Arizona	55 42
												170	H	Arizona	79 36
												180	A	Oregon St.	66 63
												180	H	Oregon St.	61 47
												188	H	New Mexico	84 39
												198	A	Denver	83 63
												231	H	Colorado St.	72 46
												248	A	Oregon	60 48
												248	H	Oregon	84 59
												284	A	UMKC	78 55
												295	H	Utah Valley	81 45
												334	H	A&M-Corpus Christi	75 48
LAST 12 Division I GAMES:															
180	A	Oregon St.	66 63	248	H	Oregon	84 59								
248	A	Oregon	60 48	180	H	Oregon St.	61 47								
83	H	Washington	68 61	108	A	Southern California	65 49								
162	H	Washington St.	59 45	13	A	UCLA	46 62								
140	A	Arizona St.	71 63	3	A	Stanford	56 69								
170	A	Arizona	55 42	8	A	California	56 59								

Non-Div I Games:

Colorado

■ Loss,
 ■ Non-Conf, S Site,
 ■ Home
 ■ Away
 N Neutral

Colorado St.

Through Games Of Sunday, March 3, 2013

Average RPI Win:	254	WON-LOST	WINNING	LAST 12	STRENGTH OF	OPP. STRENGTH	TEAM	ADJ.	CONF.	ADJ CONF.
Average RPI Loss:	122	RECORD	PCT. RANK	GAMES	SCHEDULE	OF SCHEDULE	RPI	RPI	RPI	RPI
DIV. I ONLY	9- 17	259	5- 7	101	183	231	231	17	17	
DIV. I NON-CONF.	3- 9	289	0- 0	47	173	233	233	16	16	
TOTALS	RPI 1-25	RPI 26-50	W-L RECORDS	RPI 51-100	RPI 101-150	RPI 150+				
9- 17	0- 1	0- 3	OVERALL	1- 5	1- 2	7- 6				
7- 6	0- 0	0- 2	HOME	1- 1	1- 1	5- 2				
2- 10	0- 1	0- 1	AWAY	0- 4	0- 1	2- 3				
0- 1	0- 0	0- 0	NEUTRAL	0- 0	0- 0	0- 1				
3- 9	0- 1	0- 1	NON-CONFERENCE	1- 2	1- 2	1- 3				
3- 3	0- 0	0- 1	HOME	1- 0	1- 1	1- 1				
0- 5	0- 1	0- 0	AWAY	0- 2	0- 1	0- 1				
0- 1	0- 0	0- 0	NEUTRAL	0- 0	0- 0	0- 1				
6- 8	0- 0	0- 2	CONFERENCE	0- 3	0- 0	6- 3				
4- 3	0- 0	0- 1	HOME	0- 1	0- 0	4- 1				
2- 5	0- 0	0- 1	AWAY	0- 2	0- 0	2- 2				
0- 0	0- 0	0- 0	NEUTRAL	0- 0	0- 0	0- 0				

RPI 1-25				RPI 26-50				RPI 51-100				RPI 101+ Team's RPI: 231			
RPI	S	Opponent	Score	RPI	S	Opponent	Score	RPI	S	Opponent	Score	RPI	S	Opponent	Score
25	A	Colorado	46 72	36	A	San Diego St.	44 60	67	A	Wyoming	67 82	138	H	Montana St.	53 58
				36	H	San Diego St.	44 48	69	A	Fordham	59 64	146	A	Tulsa	43 58
				45	H	Toledo	62 66	93	H	Northern Colo.	56 43	147	H	Seattle	58 55
								96	A	Fresno St.	42 49	179	A	Loyola Marymount	52 69
								96	H	Fresno St.	58 69	188	A	New Mexico	56 71
								99	A	Bowling Green	49 71	188	H	New Mexico	54 68
												197	N	Providence	53 71
												198	H	Denver	48 50
												267	A	UNLV	50 63
												267	H	UNLV	60 44
												277	A	Boise St.	57 56
												277	H	Boise St.	72 60
												287	H	Nevada	59 50
												293	H	CSU Bakersfield	56 54
												321	A	Air Force	64 44
												321	H	Air Force	67 60
LAST 12 Division I GAMES:															
277	H	Boise St.	72 60	287	H	Nevada	59 50								
96	A	Fresno St.	42 49	67	A	Wyoming	67 82								
188	A	New Mexico	56 71	277	A	Boise St.	57 56								
267	H	UNLV	60 44	96	H	Fresno St.	58 69								
321	H	Air Force	67 60	188	H	New Mexico	54 68								
36	A	San Diego St.	44 60	267	A	UNLV	50 63								

Non-Div I Games: South Dakota Mines 97 53

Colorado St.

Loss, Non-Conf, S Site, H Home A Away N Neutral

Average RPI Win:	284	WON-LOST	WINNING	LAST 12	STRENGTH OF	OPP. STRENGTH	TEAM	ADJ.	CONF.	ADJ CONF.
Average RPI Loss:	213	RECORD	PCT. RANK	GAMES	SCHEDULE	OF SCHEDULE	RPI	RPI	RPI	RPI
DIV. I ONLY	4- 21	326	2- 10	325	293	337	337	19	19	
DIV. I NON-CONF.	2- 12	316	0- 1	326	331	344	344	19	19	
TOTALS	RPI 1-25	RPI 26-50	W-L RECORDS	RPI 51-100	RPI 101-150	RPI 150+				
4- 21	0- 0	0- 2	OVERALL	0- 0	0- 2	4- 17				
3- 8	0- 0	0- 1	HOME	0- 0	0- 1	3- 6				
1- 13	0- 0	0- 1	AWAY	0- 0	0- 1	1- 11				
0- 0	0- 0	0- 0	NEUTRAL	0- 0	0- 0	0- 0				
2- 12	0- 0	0- 0	NON-CONFERENCE	0- 0	0- 2	2- 10				
2- 4	0- 0	0- 0	HOME	0- 0	0- 1	2- 3				
0- 8	0- 0	0- 0	AWAY	0- 0	0- 1	0- 7				
0- 0	0- 0	0- 0	NEUTRAL	0- 0	0- 0	0- 0				
2- 9	0- 0	0- 2	CONFERENCE	0- 0	0- 0	2- 7				
1- 4	0- 0	0- 1	HOME	0- 0	0- 0	1- 3				
1- 5	0- 0	0- 1	AWAY	0- 0	0- 0	1- 4				
0- 0	0- 0	0- 0	NEUTRAL	0- 0	0- 0	0- 0				

RPI 1-25				RPI 26-50				RPI 51-100				RPI 101+				Team's RPI: 337	
RPI	S	Opponent	Score	RPI	S	Opponent	Score	RPI	S	Opponent	Score	RPI	S	Opponent	Score		
				28	A	Princeton	36 98					127	A	Army	51 61		
				28	H	Princeton	41 87					149	H	Iona	63 67		
												175	A	Long Beach St.	50 79		
												181	A	Yale	49 66		
												181	H	Yale	43 62		
												182	A	Penn	48 66		
												182	H	Penn	40 52		
												200	A	Lehigh	33 58		
												227	A	Dartmouth	52 62		
												229	H	Lafayette	47 49		
												247	A	Bryant	54 68		
												259	H	Fairleigh Dickinson	54 47		
												261	A	Colgate	48 67		
												268	H	St. Francis Brooklyn	49 45		
												275	A	Cornell	54 68		
												275	H	Cornell	64 71		
												281	A	Cal St. Fullerton	49 61		
												286	A	Morgan St.	51 60		
												298	A	Vermont	40 46		
												304	A	Brown	58 55		
												304	H	Brown	62 51		
												323	H	LIU Brooklyn	42 53		
												328	H	Wagner	47 61		
LAST 12 Division I GAMES:																	
				304	A	Brown	58 55					227	A	Dartmouth	52 62		
				181	A	Yale	49 66					28	H	Princeton	41 87		
				182	A	Penn	48 66					182	H	Penn	40 52		
				28	A	Princeton	36 98					275	H	Cornell	64 71		
				181	H	Yale	43 62					275	A	Cornell	54 68		
				304	H	Brown	62 51					229	H	Lafayette	47 49		

Non-Div I Games:

Columbia

COMBINED				Through Games of Sunday, March 9, 1914						
Average RPI Win:	96	WON-LOST	WINNING	LAST 12	STRENGTH OF	OPP. STRENGTH	TEAM	ADJ.	CONF.	ADJ CONF.
Average RPI Loss:	3	RECORD	PCT. RANK	GAMES	SCHEDULE	OF SCHEDULE	RPI	RPI	RPI	RPI
DIV. I ONLY	27- 2	5	11- 1	5	1	2	2	4	4	
DIV. I NON-CONF.	13- 1	3	1- 1	5	1	3	3	3	3	
<hr/>										
TOTALS	RPI 1-25		RPI 26-50		W-L RECORDS		RPI 51-100		RPI 101-150	RPI 150+
27- 2	9- 2		3- 0		OVERALL		5- 0		1- 0	9- 0
13- 2	6- 2		1- 0		HOME		1- 0		0- 0	5- 0
11- 0	2- 0		1- 0		AWAY		4- 0		1- 0	3- 0
3- 0	1- 0		1- 0		NEUTRAL		0- 0		0- 0	1- 0
13- 1	6- 1		1- 0		NON-CONFERENCE		0- 0		1- 0	5- 0
6- 1	3- 1		0- 0		HOME		0- 0		0- 0	3- 0
4- 0	2- 0		0- 0		AWAY		0- 0		1- 0	1- 0
3- 0	1- 0		1- 0		NEUTRAL		0- 0		0- 0	1- 0
14- 1	3- 1		2- 0		CONFERENCE		5- 0		0- 0	4- 0
7- 1	3- 1		1- 0		HOME		1- 0		0- 0	2- 0
7- 0	0- 0		1- 0		AWAY		4- 0		0- 0	2- 0
0- 0	0- 0		0- 0		NEUTRAL		0- 0		0- 0	0- 0

RPI	S	Opponent	Score	RPI	S	Opponent	Score	RPI	S	Opponent	Score	RPI	S	Opponent	Score
1	H	Baylor	70 76	38	A	St. John's (NY)	71 65	57	A	Marquette	85 51	101	A	Hartford	102 45
3	A	Stanford	61 35	46	H	Syracuse	87 62	57	H	Marquette	94 37	161	A	Cincinnati	67 31
4	H	Notre Dame	72 73	48	N	Marist	81 39	58	A	Georgetown	75 48	173	H	Col. of Charleston	103 39
5	H	Penn St.	67 52					59	A	South Fla.	85 51	174	N	Wake Forest	95 34
6	H	Duke	79 49					72	A	Rutgers	65 45	197	A	Providence	105 49
10	H	Maryland	63 48									203	H	Seton Hall	90 30
16	A	Texas A&M	81 50									225	H	Pittsburgh	76 36
18	N	Purdue	91 57									248	A	Oregon	95 51
22	H	Louisville	72 58									261	H	Colgate	101 41
23	H	DePaul	91 44									296	H	Oakland	97 25
24	H	Villanova	76 43												
LAST 12 Division I GAMES:															
59	A	South Fla.	85 51	23	H	DePaul	91 44								
225	H	Pittsburgh	76 36	57	H	Marquette	94 37								
203	H	Seton Hall	90 30	38	A	St. John's (NY)	71 65								
1	H	Baylor	70 76	24	H	Villanova	76 43								
72	A	Rutgers	65 45	161	A	Cincinnati	67 31								
197	A	Providence	105 49	6	H	Duke	79 49								

Non-Div I Games:

Connecticut

Average RPI Win:	275	WON-LOST	WINNING	LAST 12	STRENGTH OF	OPP. STRENGTH	TEAM	ADJ.	CONF.	ADJ CONF.
Average RPI Loss:	163	RECORD	PCT. RANK	GAMES	SCHEDULE	OF SCHEDULE	RPI	RPI	RPI	RPI
DIV. I ONLY	10- 15	223	8- 4	276	266	242	242	30	30	
DIV. I NON-CONF.	2- 9	309	0- 0	248	146	318	318	30	30	
TOTALS	RPI 1-25	RPI 26-50	W-L RECORDS	RPI 51-100	RPI 101-150	RPI 150+				
10- 15	0- 0	0- 0	OVERALL	0- 5	2- 3	8- 7				
5- 4	0- 0	0- 0	HOME	0- 1	1- 1	4- 2				
5- 11	0- 0	0- 0	AWAY	0- 4	1- 2	4- 5				
0- 0	0- 0	0- 0	NEUTRAL	0- 0	0- 0	0- 0				
2- 9	0- 0	0- 0	NON-CONFERENCE	0- 3	0- 1	2- 5				
2- 1	0- 0	0- 0	HOME	0- 0	0- 0	2- 1				
0- 8	0- 0	0- 0	AWAY	0- 3	0- 1	0- 4				
0- 0	0- 0	0- 0	NEUTRAL	0- 0	0- 0	0- 0				
8- 6	0- 0	0- 0	CONFERENCE	0- 2	2- 2	6- 2				
3- 3	0- 0	0- 0	HOME	0- 1	1- 1	2- 1				
5- 3	0- 0	0- 0	AWAY	0- 1	1- 1	4- 1				
0- 0	0- 0	0- 0	NEUTRAL	0- 0	0- 0	0- 0				

RPI S	RPI 1-25	Opponent	Score	RPI S	RPI 26-50	Opponent	Score	RPI S	RPI 51-100	Opponent	Score	RPI S	RPI 101+	Opponent	Score	Team's RPI: 242
								53	A	Charlotte	53 70	115	A	American	54 70	
								74	A	Arkansas	57 71	116	A	N.C. A&T	64 70	
								87	A	Hampton	50 58	119	H	South Carolina St.	69 56	
								87	H	Hampton	59 68	148	A	Howard	71 64	
								90	A	Virginia	44 54	148	H	Howard	54 67	
												154	A	Missouri St.	75 88	
												174	A	Wake Forest	75 82	
												221	H	VCU	46 57	
												243	H	Longwood	75 67	
												270	A	Towson	55 58	
												278	H	Robert Morris	59 52	
												285	A	UMBC	75 83	
												286	A	Morgan St.	63 70	
												286	H	Morgan St.	61 74	
												290	A	Delaware St.	73 68	
												327	H	Savannah St.	57 53	
												332	A	Norfolk St.	56 51	
												332	H	Norfolk St.	79 49	
												336	A	UMES	55 50	
												341	A	N.C. Central	53 38	
LAST 12 Division I GAMES:																

Non-Div I Games: Cheyney 97 41 Lincoln (PA) 80 61

Coppin St.

■ Loss,
 ■ Non-Conf,
 ■ S Site,
 ■ Home
 ■ Away
 N Neutral

Average RPI Win: 298		WON-LOST	WINNING	LAST 12	STRENGTH OF	OPP. STRENGTH	TEAM	ADJ.	CONF.	ADJ CONF.
Average RPI Loss: 157		RECORD	PCT. RANK	GAMES	SCHEDULE	OF SCHEDULE	RPI	RPI	RPI	RPI
DIV. I ONLY		10- 14	211	3- 8	322	255	275	275	19	19
DIV. I NON-CONF.		7- 6	155	0- 0	324	259	247	247	19	19
TOTALS		RPI 1-25	RPI 26-50	W-L RECORDS	RPI 51-100	RPI 101-150	RPI 150+			
10- 14	0- 0		0- 3	OVERALL	0- 2	0- 1	10- 8			
6- 5	0- 0		0- 2	HOME	0- 1	0- 0	6- 2			
4- 9	0- 0		0- 1	AWAY	0- 1	0- 1	4- 6			
0- 0	0- 0		0- 0	NEUTRAL	0- 0	0- 0	0- 0			
7- 6	0- 0		0- 1	NON-CONFERENCE	0- 1	0- 1	7- 3			
4- 2	0- 0		0- 1	HOME	0- 1	0- 0	4- 0			
3- 4	0- 0		0- 0	AWAY	0- 0	0- 1	3- 3			
0- 0	0- 0		0- 0	NEUTRAL	0- 0	0- 0	0- 0			
3- 8	0- 0		0- 2	CONFERENCE	0- 1	0- 0	3- 5			
2- 3	0- 0		0- 1	HOME	0- 0	0- 0	2- 2			
1- 5	0- 0		0- 1	AWAY	0- 1	0- 0	1- 3			
0- 0	0- 0		0- 0	NEUTRAL	0- 0	0- 0	0- 0			

RPI 1-25				RPI 26-50				RPI 51-100				RPI 101+				Team's RPI: 275	
RPI	S	Opponent	Score	RPI	S	Opponent	Score	RPI	S	Opponent	Score	RPI	S	Opponent	Score		
				28	A	Princeton	34 59	69	H	Fordham	50 58	114	A	Texas	40 53		
				28	H	Princeton	46 77	85	A	Harvard	60 69	181	A	Yale	64 71		
				46	H	Syracuse	35 80					181	H	Yale	58 67		
												182	A	Penn	40 67		
												182	H	Penn	56 65		
												206	A	Bucknell	39 64		
												257	A	New Hampshire	56 59		
												261	A	Colgate	69 65		
												266	H	Buffalo	70 43		
												268	A	St. Francis Brooklyn	74 56		
												286	H	Morgan St.	77 73		
												288	H	William & Mary	60 56		
												304	A	Brown	51 58		
												304	H	Brown	60 58		
												311	A	Binghamton	60 56		
												320	H	Manhattan	70 60		
												334	A	A&M-Corpus Christi	49 52		
												337	A	Columbia	71 64		
												337	H	Columbia	68 54		
LAST 12 Division I GAMES:																	
				181	A	Yale	64 71	85	A	Harvard	60 69						
				304	A	Brown	51 58	182	H	Penn	56 65						
				28	A	Princeton	34 59	28	H	Princeton	46 77						
				182	A	Penn	40 67	337	A	Columbia	71 64						
				304	H	Brown	60 58	337	H	Columbia	68 54						
				181	H	Yale	58 67	266	H	Buffalo	70 43						

Non-Div I Games:	Daemen	75	55
------------------	--------	----	----

Cornell

Loss, Non-Conf, S Site, H Home A Away N Neutral

Creighton

Through Games Of Sunday, March 3, 2013

Average RPI Win:	154	WON-LOST	WINNING	LAST 12	STRENGTH OF	OPP. STRENGTH	TEAM	ADJ.	CONF.	ADJ CONF.
Average RPI Loss:	69	RECORD	PCT. RANK	GAMES	SCHEDULE	OF SCHEDULE	RPI	RPI	RPI	RPI
DIV. I ONLY	21- 6	35	9- 3	46	93	26	26	10	10	
DIV. I NON-CONF.	8- 3	61	0- 0	19	23	23	23	9	9	
TOTALS	RPI 1-25	RPI 26-50	W-L RECORDS	RPI 51-100	RPI 101-150	RPI 150+				
21- 6	1- 0	0- 1	OVERALL	5- 4	3- 1	12- 0				
9- 2	1- 0	0- 1	HOME	2- 1	2- 0	4- 0				
9- 4	0- 0	0- 0	AWAY	1- 3	1- 1	7- 0				
3- 0	0- 0	0- 0	NEUTRAL	2- 0	0- 0	1- 0				
8- 3	1- 0	0- 1	NON-CONFERENCE	3- 2	0- 0	4- 0				
2- 2	1- 0	0- 1	HOME	0- 1	0- 0	1- 0				
3- 1	0- 0	0- 0	AWAY	1- 1	0- 0	2- 0				
3- 0	0- 0	0- 0	NEUTRAL	2- 0	0- 0	1- 0				
13- 3	0- 0	0- 0	CONFERENCE	2- 2	3- 1	8- 0				
7- 0	0- 0	0- 0	HOME	2- 0	2- 0	3- 0				
6- 3	0- 0	0- 0	AWAY	0- 2	1- 1	5- 0				
0- 0	0- 0	0- 0	NEUTRAL	0- 0	0- 0	0- 0				

RPI 1-25				RPI 26-50				Team's RPI: 26	RPI 51-100				RPI 101+			
RPI	S	Opponent	Score	RPI	S	Opponent	Score		RPI	S	Opponent	Score	RPI	S	Opponent	Score
15	H	Nebraska	66 57	32	H	Oklahoma	48 69		52	H	Kansas	48 58	124	A	Indiana St.	41 58
									59	N	South Fla.	91 74	124	H	Indiana St.	69 50
									62	A	South Dakota St.	63 54	150	A	UNI	73 66
									65	A	Wichita St.	45 67	150	H	UNI	54 40
									65	H	Wichita St.	56 46	154	A	Missouri St.	73 53
									68	A	Minnesota	81 88	154	H	Missouri St.	67 51
									70	A	Illinois St.	60 66	156	N	Miami (OH)	66 57
									70	H	Illinois St.	64 45	166	A	Bradley	83 65
									79	N	BYU	65 62	166	H	Bradley	79 67
													171	A	Houston	75 54
													201	A	South Dakota	53 49
													217	A	Evansville	70 63
													251	A	Drake	98 71
													251	H	Drake	67 66
													262	H	North Dakota St.	63 42
													315	A	Southern Ill.	81 60
LAST 12 Division I GAMES:																
251	H	Drake	67 66	124	A	Indiana St.	41 58									
166	A	Bradley	83 65	251	A	Drake	98 71									
150	A	UNI	73 66	166	H	Bradley	79 67									
65	H	Wichita St.	56 46	150	H	UNI	54 40									
154	H	Missouri St.	67 51	154	A	Missouri St.	73 53									
70	A	Illinois St.	60 66	65	A	Wichita St.	45 67									

Non-Div I Games:

Creighton

Loss, Non-Conf, S Site, H Home A Away N Neutral

Average RPI Win: 242	WON-LOST	WINNING	LAST 12	STRENGTH OF	OPP. STRENGTH	TEAM	ADJ.	CONF.	ADJ CONF.
Average RPI Loss: 114	RECORD	PCT. RANK	GAMES	SCHEDULE	OF SCHEDULE	RPI	RPI	RPI	RPI
DIV. I ONLY	6- 19	310	5- 7	57	178	227	227	19	19
DIV. I NON-CONF.	2- 12	316	1- 0	45	141	222	222	19	19
TOTALS	RPI 1-25	RPI 26-50	W-L RECORDS	RPI 51-100	RPI 101-150	RPI 150+			
6- 19	0- 1	0- 4	OVERALL	1- 4	0- 4	5- 6			
2- 10	0- 1	0- 3	HOME	1- 1	0- 1	1- 4			
4- 9	0- 0	0- 1	AWAY	0- 3	0- 3	4- 2			
0- 0	0- 0	0- 0	NEUTRAL	0- 0	0- 0	0- 0			
2- 12	0- 1	0- 2	NON-CONFERENCE	0- 3	0- 4	2- 2			
0- 6	0- 1	0- 2	HOME	0- 1	0- 1	0- 1			
2- 6	0- 0	0- 0	AWAY	0- 2	0- 3	2- 1			
0- 0	0- 0	0- 0	NEUTRAL	0- 0	0- 0	0- 0			
4- 7	0- 0	0- 2	CONFERENCE	1- 1	0- 0	3- 4			
2- 4	0- 0	0- 1	HOME	1- 0	0- 0	1- 3			
2- 3	0- 0	0- 1	AWAY	0- 1	0- 0	2- 1			
0- 0	0- 0	0- 0	NEUTRAL	0- 0	0- 0	0- 0			

RPI 1-25				RPI 26-50				RPI 51-100				RPI 101+ Team's RPI: 227			
RPI	S	Opponent	Score	RPI	S	Opponent	Score	RPI	S	Opponent	Score	RPI	S	Opponent	Score
24	H	Villanova	37 60	28	A	Princeton	65 77	57	A	Marquette	52 70	101	H	Hartford	52 67
				28	H	Princeton	60 68	66	A	Albany (NY)	49 62	112	A	FIU	57 64
				35	H	Duquesne	39 54	79	H	BYU	57 58	122	A	Northeastern	45 80
				46	H	Syracuse	64 91	85	A	Harvard	66 88	130	A	Old Dominion	59 73
								85	H	Harvard	58 45	152	H	Holy Cross	52 64
												181	A	Yale	63 48
												181	H	Yale	55 66
												182	A	Penn	40 63
												182	H	Penn	45 55
												247	A	Bryant	64 53
												257	A	New Hampshire	38 54
												297	A	Massachusetts	57 55
												304	A	Brown	49 41
												304	H	Brown	39 59
												337	H	Columbia	62 52
LAST 12 Division I GAMES:															
				28	H	Princeton	60 68					337	H	Columbia	62 52
				182	H	Penn	45 55					181	A	Yale	63 48
				304	H	Brown	39 59					304	A	Brown	49 41
				181	H	Yale	55 66					85	H	Harvard	58 45
				182	A	Penn	40 63					85	A	Harvard	66 88
				28	A	Princeton	65 77					297	A	Massachusetts	57 55

Non-Div I Games:

Dartmouth

■ Loss,
 ■ Non-Conf, S Site,
 ■ Home
 ■ Away
 N Neutral

Average RPI Win:	248	WON-LOST	WINNING	LAST 12	STRENGTH OF	OPP. STRENGTH	TEAM	ADJ.	CONF.	ADJ CONF.
Average RPI Loss:	93	RECORD	PCT. RANK	GAMES	SCHEDULE	OF SCHEDULE	RPI	RPI	RPI	RPI
DIV. I ONLY	18- 11	101	9- 3	124	243	88	88	21	21	
DIV. I NON-CONF.	3- 7	264	0- 0	62	133	150	150	25	25	
TOTALS	RPI 1-25	RPI 26-50	W-L RECORDS	RPI 51-100	RPI 101-150	RPI 150+				
18- 11	0- 2	0- 3	OVERALL	0- 2	4- 2	14- 2				
8- 2	0- 0	0- 1	HOME	0- 0	3- 0	5- 1				
9- 8	0- 2	0- 2	AWAY	0- 2	1- 2	8- 0				
1- 1	0- 0	0- 0	NEUTRAL	0- 0	0- 0	1- 1				
3- 7	0- 2	0- 1	NON-CONFERENCE	0- 2	1- 1	2- 1				
1- 0	0- 0	0- 0	HOME	0- 0	1- 0	0- 0				
1- 6	0- 2	0- 1	AWAY	0- 2	0- 1	1- 0				
1- 1	0- 0	0- 0	NEUTRAL	0- 0	0- 0	1- 1				
15- 4	0- 0	0- 2	CONFERENCE	0- 0	3- 1	12- 1				
7- 2	0- 0	0- 1	HOME	0- 0	2- 0	5- 1				
8- 2	0- 0	0- 1	AWAY	0- 0	1- 1	7- 0				
0- 0	0- 0	0- 0	NEUTRAL	0- 0	0- 0	0- 0				

RPI	S	Opponent	Score	RPI	S	Opponent	Score	RPI	S	Opponent	Score	RPI	S	Opponent	Score
7	A	Tennessee	40 75	47	A	Chattanooga	59 68	53	A	Charlotte	54 69	106	A	Appalachian St.	56 49
14	A	North Carolina	59 70	47	H	Chattanooga	56 60	72	A	Rutgers	49 55	106	H	Appalachian St.	65 49
				50	A	Miami (FL)	35 67					134	H	High Point	59 42
												142	A	Mercer	43 46
												144	A	Elon	56 72
												144	H	Elon	77 62
												173	A	Col. of Charleston	65 57
												173	H	Col. of Charleston	71 74
												223	A	Furman	87 46
												223	H	Furman	71 49
												250	A	Samford	58 38
												250	H	Samford	63 51
												274	N	Northern Ill.	61 64
												309	A	Ga. Southern	73 61
												309	H	Ga. Southern	61 49
												313	A	Gardner-Webb	59 56
												316	A	Wofford	58 45
												316	H	Wofford	67 54
												317	A	UNC Greensboro	59 56
												317	H	UNC Greensboro	88 48
												319	A	Western Caro.	65 56
												333	N	Kennesaw St.	63 54
LAST 12 Division I GAMES:															
144	A	Elon	56 72	173	H	Col. of Charleston	71 74	106	A	Appalachian St.	56 49	309	A	Ga. Southern	73 61
47	A	Chattanooga	59 68	106	A	Appalachian St.	56 49	319	A	Western Caro.	65 56	144	H	Elon	77 62
250	A	Samford	58 38	309	A	Ga. Southern	73 61	317	H	UNC Greensboro	88 48				
317	A	UNC Greensboro	59 56	319	A	Western Caro.	65 56								
316	H	Wofford	67 54	144	H	Elon	77 62								
223	H	Furman	71 49	317	H	UNC Greensboro	88 48								

Non-Div I Games:

Davidson

■ Loss,
 ■ Non-Conf,
 ■ S Site,
 ■ Home
 ■ A Away
 N Neutral

Average RPI Win: 157	WON-LOST	WINNING	LAST 12	STRENGTH OF	OPP. STRENGTH	TEAM	ADJ.	CONF.	ADJ CONF.
Average RPI Loss: 99	RECORD	PCT. RANK	GAMES	SCHEDULE	OF SCHEDULE	RPI	RPI	RPI	RPI
DIV. I ONLY	26- 1	3	12- 0	96	99	11	11	9	9
DIV. I NON-CONF.	12- 1	4	0- 0	36	153	7	7	8	8
TOTALS	RPI 1-25	RPI 26-50	W-L RECORDS	RPI 51-100	RPI 101-150	RPI 150+			
26- 1	1- 0	4- 0	OVERALL	3- 1	4- 0	14- 0			
12- 0	0- 0	4- 0	HOME	1- 0	1- 0	6- 0			
12- 1	1- 0	0- 0	AWAY	2- 1	3- 0	6- 0			
2- 0	0- 0	0- 0	NEUTRAL	0- 0	0- 0	2- 0			
12- 1	1- 0	3- 0	NON-CONFERENCE	0- 1	3- 0	5- 0			
5- 0	0- 0	3- 0	HOME	0- 0	1- 0	1- 0			
5- 1	1- 0	0- 0	AWAY	0- 1	2- 0	2- 0			
2- 0	0- 0	0- 0	NEUTRAL	0- 0	0- 0	2- 0			
14- 0	0- 0	1- 0	CONFERENCE	3- 0	1- 0	9- 0			
7- 0	0- 0	1- 0	HOME	1- 0	0- 0	5- 0			
7- 0	0- 0	0- 0	AWAY	2- 0	1- 0	4- 0			
0- 0	0- 0	0- 0	NEUTRAL	0- 0	0- 0	0- 0			

RPI 1-25				RPI 26-50				RPI 51-100				RPI 101+			
RPI	S	Opponent	Score	RPI	S	Opponent	Score	RPI	S	Opponent	Score	RPI	S	Opponent	Score
23	A	DePaul	92 80	27	H	Michigan St.	60 53	54	H	Saint Joseph's	73 66	104	A	Butler	82 39
				30	H	Vanderbilt	71 66	69	A	Fordham	68 57	117	A	Akron	90 59
				35	H	Duquesne	58 57	98	A	Richmond	72 64	118	H	Eastern Ill.	105 42
				45	H	Toledo	79 76	99	A	Bowling Green	40 65	140	A	Arizona St.	65 59
												153	H	Temple	67 47
												164	H	George Washington	80 52
												199	A	Wright St.	95 73
												202	H	Xavier	78 68
												209	H	La Salle	95 47
												210	A	Saint Louis	71 61
												216	A	St. Bonaventure	67 63
												221	A	VCU	60 49
												241	N	Mississippi Val.	93 59
												265	A	Siena	91 53
												266	H	Buffalo	68 44
												267	N	UNLV	82 58
												297	H	Massachusetts	83 44
												303	A	Rhode Island	74 48
LAST 12 Division I GAMES:															
				54	H	Saint Joseph's	73 66	202	H	Xavier	78 68				
				210	A	Saint Louis	71 61	98	A	Richmond	72 64				
				153	H	Temple	67 47	221	A	VCU	60 49				
				216	A	St. Bonaventure	67 63	297	H	Massachusetts	83 44				
				35	H	Duquesne	58 57	164	H	George Washington	80 52				
				69	A	Fordham	68 57	303	A	Rhode Island	74 48				

Non-Div I Games:

Dayton

Average RPI Win: 141		WON-LOST	WINNING	LAST 12	STRENGTH OF		OPP. STRENGTH	TEAM	ADJ.	CONF.	ADJ CONF.
Average RPI Loss: 21		RECORD	PCT. RANK	GAMES	SCHEDULE		OF SCHEDULE	RPI	RPI	RPI	RPI
DIV. I ONLY		20- 9	66	7- 5	7		61	23	23	4	4
DIV. I NON-CONF.		11- 3	41	0- 0	9		123	19	19	3	3
TOTALS		RPI 1-25	RPI 26-50		W-L RECORDS		RPI 51-100	RPI 101-150		RPI 150+	
20- 9	1- 7	2- 1		OVERALL		5- 1	2- 0		10- 0		
15- 2	1- 2	1- 0		HOME		4- 0	2- 0		7- 0		
3- 6	0- 4	0- 1		AWAY		0- 1	0- 0		3- 0		
2- 1	0- 1	1- 0		NEUTRAL		1- 0	0- 0		0- 0		
11- 3	0- 3	2- 0		NON-CONFERENCE		2- 0	2- 0		5- 0		
8- 1	0- 1	1- 0		HOME		1- 0	2- 0		4- 0		
1- 1	0- 1	0- 0		AWAY		0- 0	0- 0		1- 0		
2- 1	0- 1	1- 0		NEUTRAL		1- 0	0- 0		0- 0		
9- 6	1- 4	0- 1		CONFERENCE		3- 1	0- 0		5- 0		
7- 1	1- 1	0- 0		HOME		3- 0	0- 0		3- 0		
2- 5	0- 3	0- 1		AWAY		0- 1	0- 0		2- 0		
0- 0	0- 0	0- 0		NEUTRAL		0- 0	0- 0		0- 0		

RPI	S	Opponent	Score	RPI	S	Opponent	Score	RPI	S	Opponent	Score	RPI	S	Opponent	Score
2	A	Connecticut	44 91	28	H	Princeton	86 75	57	A	Marquette	66 70	113	H	Oral Roberts	97 74
4	H	Notre Dame	56 84	46	A	Syracuse	80 84	58	H	Georgetown	75 55	148	H	Howard	68 51
9	A	Kentucky	64 96	49	N	FGCU	60 58	59	H	South Fla.	91 75	161	A	Cincinnati	51 45
11	H	Dayton	80 92					72	H	Rutgers	60 57	167	H	Nicholls St.	87 57
12	N	South Carolina	46 55					87	N	Hampton	68 67	181	H	Yale	95 80
22	A	Louisville	55 81					100	H	Northwestern	89 61	197	H	Providence	79 67
22	H	Louisville	86 80									203	H	Seton Hall	74 48
24	A	Villanova	45 65									208	A	Loyola Chicago	87 69
												225	A	Pittsburgh	81 73
												225	H	Pittsburgh	57 55
												237	H	Milwaukee	94 83
												274	H	Northern Ill.	68 46
LAST 12 Division I GAMES:															
225	A	Pittsburgh	81 73	203	H	Seton Hall	74 48								
58	H	Georgetown	75 55	57	A	Marquette	66 70								
4	H	Notre Dame	56 84	225	H	Pittsburgh	57 55								
22	A	Louisville	55 81	161	A	Cincinnati	51 45								
72	H	Rutgers	60 57	197	H	Providence	79 67								
2	A	Connecticut	44 91	46	A	Syracuse	80 84								

Non-Div I Games:

DePaul

Average RPI Win:	163	WON-LOST	WINNING	LAST 12	STRENGTH OF	OPP. STRENGTH	TEAM	ADJ.	CONF.	ADJ CONF.
Average RPI Loss:	34	RECORD	PCT. RANK	GAMES	SCHEDULE	OF SCHEDULE	RPI	RPI	RPI	RPI
DIV. I ONLY	26- 3	11	12- 0	73	90	17	17	14	14	
DIV. I NON-CONF.	9- 3	55	0- 0	56	5	33	33	15	15	
TOTALS	RPI 1-25	RPI 26-50	W-L RECORDS	RPI 51-100	RPI 101-150	RPI 150+				
26- 3	1- 1	3- 1	OVERALL	4- 1	5- 0	13- 0				
12- 2	0- 1	1- 0	HOME	2- 1	3- 0	6- 0				
12- 1	0- 0	1- 1	AWAY	2- 0	2- 0	7- 0				
2- 0	1- 0	1- 0	NEUTRAL	0- 0	0- 0	0- 0				
9- 3	1- 1	3- 1	NON-CONFERENCE	0- 1	1- 0	4- 0				
4- 2	0- 1	1- 0	HOME	0- 1	1- 0	2- 0				
3- 1	0- 0	1- 1	AWAY	0- 0	0- 0	2- 0				
2- 0	1- 0	1- 0	NEUTRAL	0- 0	0- 0	0- 0				
17- 0	0- 0	0- 0	CONFERENCE	4- 0	4- 0	9- 0				
8- 0	0- 0	0- 0	HOME	2- 0	2- 0	4- 0				
9- 0	0- 0	0- 0	AWAY	2- 0	2- 0	5- 0				
0- 0	0- 0	0- 0	NEUTRAL	0- 0	0- 0	0- 0				

RPI	S	Opponent	Score	RPI	S	Opponent	Score	RPI	S	Opponent	Score	RPI	S	Opponent	Score
10	H	Maryland	53 69	28	H	Princeton	59 58	58	H	Georgetown	56 62	111	H	Sam Houston St.	63 31
24	N	Villanova	59 45	35	A	Duquesne	47 51	82	A	James Madison	71 64	122	A	Northeastern	76 51
				35	N	Duquesne	60 45	82	H	James Madison	61 60	122	H	Northeastern	77 50
				38	A	St. John's (NY)	60 59	86	A	Drexel	65 56	130	A	Old Dominion	63 46
								86	H	Drexel	62 57	130	H	Old Dominion	86 62
												157	A	Hofstra	79 50
												157	H	Hofstra	79 63
												194	A	Monmouth	82 53
												197	H	Providence	64 46
												216	H	St. Bonaventure	68 58
												256	A	Georgia St.	70 38
												270	A	Towson	77 55
												270	H	Towson	76 44
												271	A	George Mason	69 55
												271	H	George Mason	62 27
												288	A	William & Mary	66 44
												299	H	UNC Wilmington	67 39
												303	A	Rhode Island	57 40
LAST 12 Division I GAMES:															
86	H	Drexel	62 57	82	A	James Madison	71 64								
157	A	Hofstra	79 50	270	A	Towson	77 55								
82	H	James Madison	61 60	157	H	Hofstra	79 63								
271	A	George Mason	69 55	256	A	Georgia St.	70 38								
288	A	William & Mary	66 44	122	H	Northeastern	77 50								
130	H	Old Dominion	86 62	86	A	Drexel	65 56								

Non-Div I Games:

Delaware

Average RPI Win:	326	WON-LOST	WINNING	LAST 12	STRENGTH OF	OPP. STRENGTH	TEAM	ADJ.	CONF.	ADJ CONF.
Average RPI Loss:	166	RECORD	PCT. RANK	GAMES	SCHEDULE	OF SCHEDULE	RPI	RPI	RPI	RPI
DIV. I ONLY	7- 18	296	5- 7	219	329	290	290	30	30	
DIV. I NON-CONF.	1- 10	325	0- 0	123	278	283	283	30	30	
TOTALS	RPI 1-25	RPI 26-50	W-L RECORDS	RPI 51-100	RPI 101-150	RPI 150+				
7- 18	0- 1	0- 0	OVERALL	0- 5	0- 4	7- 8				
3- 6	0- 0	0- 0	HOME	0- 2	0- 2	3- 2				
4- 10	0- 1	0- 0	AWAY	0- 3	0- 1	4- 5				
0- 2	0- 0	0- 0	NEUTRAL	0- 0	0- 1	0- 1				
1- 10	0- 1	0- 0	NON-CONFERENCE	0- 3	0- 1	1- 5				
0- 1	0- 0	0- 0	HOME	0- 1	0- 0	0- 0				
1- 7	0- 1	0- 0	AWAY	0- 2	0- 0	1- 4				
0- 2	0- 0	0- 0	NEUTRAL	0- 0	0- 1	0- 1				
6- 8	0- 0	0- 0	CONFERENCE	0- 2	0- 3	6- 3				
3- 5	0- 0	0- 0	HOME	0- 1	0- 2	3- 2				
3- 3	0- 0	0- 0	AWAY	0- 1	0- 1	3- 1				
0- 0	0- 0	0- 0	NEUTRAL	0- 0	0- 0	0- 0				

RPI 1-25				RPI 26-50				RPI 51-100				RPI 101+ Team's RPI: 290			
RPI	S	Opponent	Score	RPI	S	Opponent	Score	RPI	S	Opponent	Score	RPI	S	Opponent	Score
9	A	Kentucky	50 90					62	A	South Dakota St.	57 72	116	H	N.C. A&T	53 75
								66	H	Albany (NY)	57 79	129	N	Wisconsin	54 83
								69	A	Fordham	38 69	148	A	Howard	39 65
								87	A	Hampton	56 75	148	H	Howard	40 54
								87	H	Hampton	41 49	171	A	Houston	58 71
												206	N	Central Conn. St.	54 76
												242	H	Coppin St.	68 73
												268	A	St. Francis Brooklyn	50 69
												270	A	Towson	61 69
												282	A	Florida A&M	57 53
												286	H	Morgan St.	67 69
												294	A	NJIT	42 55
												314	A	Bethune-Cookman	62 57
												332	A	Norfolk St.	51 61
												332	H	Norfolk St.	58 48
												336	A	UMES	72 63
												336	H	UMES	67 52
												341	H	N.C. Central	58 49
												344	A	Houston Baptist	84 83
LAST 12 Division I GAMES:															
148	A	Howard	39 65	332	A	Norfolk St.	51 61								
87	H	Hampton	41 49	116	H	N.C. A&T	53 75								
332	H	Norfolk St.	58 48	341	H	N.C. Central	58 49								
286	H	Morgan St.	67 69	282	A	Florida A&M	57 53								
242	H	Coppin St.	68 73	314	A	Bethune-Cookman	62 57								
87	A	Hampton	56 75	336	A	UMES	72 63								

Non-Div I Games: Wilmington (DE) 88 46 Wesley 76 34

Delaware St.

■ Loss,
 ■ Non-Conf,
 ■ S Site,
 ■ Home
 ■ A Away
 N Neutral

Average RPI Win:	244	WON-LOST	WINNING	LAST 12	STRENGTH OF	OPP. STRENGTH	TEAM	ADJ.	CONF.	ADJ CONF.
Average RPI Loss:	114	RECORD	PCT. RANK	GAMES	SCHEDULE	OF SCHEDULE	RPI	RPI	RPI	RPI
DIV. I ONLY	13- 11	142	8- 4	176	150	123	123	13	13	
DIV. I NON-CONF.	5- 5	160	0- 0	176	121	135	135	12	12	
TOTALS	RPI 1-25	RPI 26-50	W-L RECORDS	RPI 51-100	RPI 101-150	RPI 150+				
13- 11	0- 3	0- 1	OVERALL	0- 2	0- 0	13- 5				
8- 1	0- 1	0- 0	HOME	0- 0	0- 0	8- 0				
5- 8	0- 1	0- 1	AWAY	0- 2	0- 0	5- 4				
0- 2	0- 1	0- 0	NEUTRAL	0- 0	0- 0	0- 1				
5- 5	0- 1	0- 1	NON-CONFERENCE	0- 1	0- 0	5- 2				
2- 0	0- 0	0- 0	HOME	0- 0	0- 0	2- 0				
3- 3	0- 0	0- 1	AWAY	0- 1	0- 0	3- 1				
0- 2	0- 1	0- 0	NEUTRAL	0- 0	0- 0	0- 1				
8- 6	0- 2	0- 0	CONFERENCE	0- 1	0- 0	8- 3				
6- 1	0- 1	0- 0	HOME	0- 0	0- 0	6- 0				
2- 5	0- 1	0- 0	AWAY	0- 1	0- 0	2- 3				
0- 0	0- 0	0- 0	NEUTRAL	0- 0	0- 0	0- 0				

RPI S	Opponent	Score	RPI S	Opponent	Score	RPI S	Opponent	Score	RPI S	Opponent	Score	Team's RPI: 123
5 N	Penn St.	72 80	31 A	Michigan	62 70	59 A	South Fla.	60 74	155 N	South Ala.	56 59	
21 A	Green Bay	31 62				60 A	Youngstown St.	53 58	187 A	Ball St.	64 73	
21 H	Green Bay	63 71							199 A	Wright St.	86 76	
									199 H	Wright St.	73 66	
									208 A	Loyola Chicago	81 91	
									208 H	Loyola Chicago	76 66	
									230 A	Eastern Mich.	61 54	
									235 A	Cleveland St.	66 77	
									235 H	Cleveland St.	96 77	
									237 A	Milwaukee	61 59	
									237 H	Milwaukee	66 40	
									249 H	Valparaiso	70 61	
									255 A	IPFW	88 58	
									260 H	Western Mich.	97 57	
									264 H	Canisius	65 54	
									273 A	Ill.-Chicago	74 76	
									273 H	Ill.-Chicago	74 68	
									322 A	Ohio	65 53	
LAST 12 Division I GAMES:												
237 H	Milwaukee	66 40	60 A	Youngstown St.	53 58							
21 H	Green Bay	63 71	237 A	Milwaukee	61 59							
273 A	Ill.-Chicago	74 76	235 H	Cleveland St.	96 77							
208 A	Loyola Chicago	81 91	273 H	Ill.-Chicago	74 68							
199 H	Wright St.	73 66	208 H	Loyola Chicago	76 66							
249 H	Valparaiso	70 61	199 A	Wright St.	86 76							

Non-Div I Games: Lourdes 101 50 Madonna 90 43

Detroit

Drake

Average RPI Win: **216**
 Average RPI Loss: **136**

WON-LOST
 RECORD

WINNING
 PCT. RANK

LAST 12
 GAMES

Through Games Of Sunday, March 3, 2013

STRENGTH OF
 SCHEDULE

OPP. STRENGTH
 OF SCHEDULE

TEAM
 RPI

ADJ.
 RPI

CONF.
 RPI

ADJ CONF.
 RPI

DIV. I ONLY	9- 18	270	4- 8	192	108	251	251	10	10
DIV. I NON-CONF.	5- 6	190	0- 0	322	169	269	269	9	9
TOTALS	RPI 1-25	RPI 26-50	W-L RECORDS	RPI 51-100	RPI 101-150	RPI 150+			
9- 18	0- 0	0- 4	OVERALL	0- 4	2- 2	7- 8			
6- 6	0- 0	0- 2	HOME	0- 2	1- 1	5- 1			
3- 10	0- 0	0- 2	AWAY	0- 2	1- 1	2- 5			
0- 2	0- 0	0- 0	NEUTRAL	0- 0	0- 0	0- 2			
5- 6	0- 0	0- 2	NON-CONFERENCE	0- 0	0- 0	5- 4			
3- 2	0- 0	0- 1	HOME	0- 0	0- 0	3- 1			
2- 2	0- 0	0- 1	AWAY	0- 0	0- 0	2- 1			
0- 2	0- 0	0- 0	NEUTRAL	0- 0	0- 0	0- 2			
4- 12	0- 0	0- 2	CONFERENCE	0- 4	2- 2	2- 4			
3- 4	0- 0	0- 1	HOME	0- 2	1- 1	2- 0			
1- 8	0- 0	0- 1	AWAY	0- 2	1- 1	0- 4			
0- 0	0- 0	0- 0	NEUTRAL	0- 0	0- 0	0- 0			

RPI S	Opponent	Score	RPI S	Opponent	Score	RPI S	Opponent	Score	RPI S	Opponent	Score	Team's RPI: 251
			26	A Creighton	66 67	65	A Wichita St.	51 70	124	A Indiana St.	48 59	
			26	H Creighton	71 98	65	H Wichita St.	65 74	124	H Indiana St.	49 67	
			29	A Iowa St.	45 87	70	A Illinois St.	57 81	150	A UNI	82 67	
			37	H Iowa	65 82	70	H Illinois St.	66 71	150	H UNI	63 55	
									154	A Missouri St.	77 80	
									154	H Missouri St.	75 64	
									166	A Bradley	84 93	
									166	H Bradley	66 62	
									201	H South Dakota	69 74	
									210	H Saint Louis	61 55	
									217	A Evansville	62 68	
									236	A North Dakota	63 67	
									237	A Milwaukee	80 70	
									245	N UC Irvine	64 69	
									262	A North Dakota St.	62 50	
									271	N George Mason	70 76	
									273	H Ill.-Chicago	71 61	
									315	A Southern Ill.	70 77	
									340	H Chicago St.	67 39	
LAST 12 Division I GAMES:												
			26	A Creighton	66 67	70	A Illinois St.	57 81				
			150	A UNI	82 67	26	H Creighton	71 98				
			166	A Bradley	84 93	150	H UNI	63 55				
			154	H Missouri St.	75 64	166	H Bradley	66 62				
			65	H Wichita St.	65 74	65	A Wichita St.	51 70				
			124	A Indiana St.	48 59	154	A Missouri St.	77 80				

Non-Div I Games:

Drake

Loss, Non-Conf, S Site, H Home A Away N Neutral

Average RPI Win:	236	WON-LOST	WINNING	LAST 12	STRENGTH OF	OPP. STRENGTH	TEAM	ADJ.	CONF.	ADJ CONF.
Average RPI Loss:	66	RECORD	PCT. RANK	GAMES	SCHEDULE	OF SCHEDULE	RPI	RPI	RPI	RPI
DIV. I ONLY	20- 8	55	8- 4	212	116	86	86	14	14	
DIV. I NON-CONF.	7- 4	103	0- 0	237	73	124	124	15	15	
TOTALS	RPI 1-25	RPI 26-50	W-L RECORDS	RPI 51-100	RPI 101-150	RPI 150+				
20- 8	0- 3	0- 1	OVERALL	1- 1	2- 2	17- 1				
8- 3	0- 1	0- 0	HOME	0- 1	1- 1	7- 0				
9- 5	0- 2	0- 1	AWAY	1- 0	1- 1	7- 1				
3- 0	0- 0	0- 0	NEUTRAL	0- 0	0- 0	3- 0				
7- 4	0- 1	0- 1	NON-CONFERENCE	0- 1	0- 1	7- 0				
1- 2	0- 0	0- 0	HOME	0- 1	0- 1	1- 0				
3- 2	0- 1	0- 1	AWAY	0- 0	0- 0	3- 0				
3- 0	0- 0	0- 0	NEUTRAL	0- 0	0- 0	3- 0				
13- 4	0- 2	0- 0	CONFERENCE	1- 0	2- 1	10- 1				
7- 1	0- 1	0- 0	HOME	0- 0	1- 0	6- 0				
6- 3	0- 1	0- 0	AWAY	1- 0	1- 1	4- 1				
0- 0	0- 0	0- 0	NEUTRAL	0- 0	0- 0	0- 0				

RPI 1-25				RPI 26-50				RPI 51-100 Team's RPI: 86				RPI 101+			
RPI	S	Opponent	Score	RPI	S	Opponent	Score	RPI	S	Opponent	Score	RPI	S	Opponent	Score
12	A	South Carolina	55 58	28	A	Princeton	59 74	54	H	Saint Joseph's	45 47	115	H	American	52 58
17	A	Delaware	57 62					82	A	James Madison	48 46	122	A	Northeastern	85 73
17	H	Delaware	56 65									130	A	Old Dominion	50 53
												130	H	Old Dominion	64 50
												157	A	Hofstra	43 53
												157	H	Hofstra	59 53
												182	H	Penn	77 50
												197	A	Providence	60 50
												209	A	La Salle	56 53
												256	A	Georgia St.	58 49
												256	H	Georgia St.	79 55
												261	N	Colgate	51 33
												270	A	Towson	62 48
												270	H	Towson	76 55
												271	H	George Mason	57 46
												284	N	UMKC	76 40
												288	A	William & Mary	58 46
												288	H	William & Mary	62 47
												298	A	Vermont	66 49
												299	A	UNC Wilmington	64 51
												299	H	UNC Wilmington	59 47
												303	N	Rhode Island	55 43
LAST 12 Division I GAMES:															
17	A	Delaware	57 62	130	H	Old Dominion	64 50								
256	A	Georgia St.	58 49	270	A	Towson	62 48								
288	H	William & Mary	62 47	256	H	Georgia St.	79 55								
271	H	George Mason	57 46	130	A	Old Dominion	50 53								
299	H	UNC Wilmington	59 47	17	H	Delaware	56 65								
157	A	Hofstra	43 53	122	A	Northeastern	85 73								

Non-Div I Games:

Drexel

■ Loss,
 ■ Non-Conf,
 ■ S Site,
 ■ H Home
 ■ A Away
 N Neutral

RPI 1-25				Team's RPI: 6		RPI 26-50				RPI 51-100				RPI 101+					
RPI	S	Opponent	Score		RPI	S	Opponent	Score		RPI	S	Opponent	Score		RPI	S	Opponent	Score	
2	A	Connecticut	49	79	31	A	Michigan	71	54	89	H	Georgia Tech	85	52	108	A	Southern California	75	60
8	H	California	77	63	38	N	St. John's (NY)	60	42	90	A	Virginia	62	41	109	A	North Carolina St.	67	57
10	A	Maryland	75	59	50	A	Miami (FL)	65	69						126	H	Presbyterian	84	45
10	H	Maryland	71	56	50	H	Miami (FL)	82	43						131	A	Boston College	90	53
14	A	North Carolina	84	63											131	H	Boston College	80	56
14	H	North Carolina	65	58											133	A	Virginia Tech	77	33
20	H	Florida St.	61	50											133	H	Virginia Tech	58	26
															149	H	Iona	100	31
															174	A	Wake Forest	73	44
															174	H	Wake Forest	81	70
															186	A	Clemson	60	46
															186	H	Clemson	82	45
															194	H	Monmouth	73	32
															202	A	Xavier	82	59
															249	H	Valparaiso	90	45
															293	N	CSU Bakersfield	97	63
LAST 12 Division I GAMES:																			
14	H	North Carolina	65	58	10	H	Maryland	71	56										
50	A	Miami (FL)	65	69	90	A	Virginia	62	41										
10	A	Maryland	75	59	14	A	North Carolina	84	63										
20	H	Florida St.	61	50	50	H	Miami (FL)	82	43										
174	H	Wake Forest	81	70	131	H	Boston College	80	56										
133	A	Virginia Tech	77	33	186	A	Clemson	60	46										

Duke

Page 75

Average RPI Win:	175	WON-LOST	WINNING	LAST 12	STRENGTH OF	OPP. STRENGTH	TEAM	ADJ.	CONF.	ADJ CONF.
Average RPI Loss:	51	RECORD	PCT. RANK	GAMES	SCHEDULE	OF SCHEDULE	RPI	RPI	RPI	RPI
DIV. I ONLY	22- 6	32	9- 3	83	86	35	35	9	9	
DIV. I NON-CONF.	11- 3	41	0- 0	77	75	35	35	8	8	
TOTALS	RPI 1-25	RPI 26-50	W-L RECORDS	RPI 51-100	RPI 101-150	RPI 150+				
22- 6	1- 3	1- 0	OVERALL	4- 2	2- 0	14- 1				
12- 2	1- 0	0- 0	HOME	4- 1	2- 0	5- 1				
10- 3	0- 2	1- 0	AWAY	0- 1	0- 0	9- 0				
0- 1	0- 1	0- 0	NEUTRAL	0- 0	0- 0	0- 0				
11- 3	1- 2	1- 0	NON-CONFERENCE	2- 0	1- 0	6- 1				
6- 1	1- 0	0- 0	HOME	2- 0	1- 0	2- 1				
5- 1	0- 1	1- 0	AWAY	0- 0	0- 0	4- 0				
0- 1	0- 1	0- 0	NEUTRAL	0- 0	0- 0	0- 0				
11- 3	0- 1	0- 0	CONFERENCE	2- 2	1- 0	8- 0				
6- 1	0- 0	0- 0	HOME	2- 1	1- 0	3- 0				
5- 2	0- 1	0- 0	AWAY	0- 1	0- 0	5- 0				
0- 0	0- 0	0- 0	NEUTRAL	0- 0	0- 0	0- 0				

RPI 1-25				RPI 26-50				Team's RPI: 35				RPI 51-100				RPI 101+			
RPI	S	Opponent	Score	RPI	S	Opponent	Score	RPI	S	Opponent	Score	RPI	S	Opponent	Score	RPI	S	Opponent	Score
11	A	Dayton	57 58	41	A	West Virginia	62 54	53	A	Charlotte	54 63	104	H	Butler	59 43				
14	A	North Carolina	58 62					54	H	Saint Joseph's	68 69	137	H	Saint Francis (PA)	69 38				
17	H	Delaware	51 47					69	H	Fordham	68 50	153	H	Temple	65 45				
17	N	Delaware	45 60					73	H	Liberty	63 46	156	H	Miami (OH)	49 54				
								82	H	James Madison	62 57	164	A	George Washington	63 59				
								98	H	Richmond	59 54	202	A	Xavier	56 54				
												209	A	La Salle	54 46				
												210	H	Saint Louis	68 41				
												216	H	St. Bonaventure	61 33				
												221	A	VCU	73 51				
												225	H	Pittsburgh	70 61				
												227	A	Dartmouth	54 39				
												236	H	North Dakota	64 38				
												266	A	Buffalo	78 52				
												278	A	Robert Morris	61 47				
												297	A	Massachusetts	53 44				
												322	A	Ohio	62 55				
LAST 12 Division I GAMES:																			
104	H	Butler	59 43	216	H	St. Bonaventure	61 33	53	A	Charlotte	54 63								
209	A	La Salle	54 46					164	A	George Washington	63 59	69	H	Fordham	68 50				
297	A	Massachusetts	53 44					221	A	VCU	73 51	153	H	Temple	65 45				
11	A	Dayton	57 58																
54	H	Saint Joseph's	68 69																
98	H	Richmond	59 54																

Non-Div I Games:

Duquesne

■ Loss,
 ■ Non-Conf,
 ■ S Site,
 ■ H Home
 ■ A Away
 N Neutral

East Carolina

Through Games Of Sunday, March 3, 2013

Average RPI Win:	184	WON-LOST	WINNING	LAST 12	STRENGTH OF	OPP. STRENGTH	TEAM	ADJ.	CONF.	ADJ CONF.
Average RPI Loss:	124	RECORD	PCT. RANK	GAMES	SCHEDULE	OF SCHEDULE	RPI	RPI	RPI	RPI
DIV. I ONLY	19- 7	49	10- 2	156	118	64	64	8	8	
DIV. I NON-CONF.	8- 3	61	0- 0	258	250	128	128	10	10	
TOTALS	RPI 1-25	RPI 26-50	W-L RECORDS	RPI 51-100	RPI 101-150	RPI 150+				
19- 7	0- 1	0- 0	OVERALL	2- 1	7- 3	10- 2				
12- 1	0- 0	0- 0	HOME	1- 0	6- 0	5- 1				
6- 5	0- 0	0- 0	AWAY	1- 1	1- 3	4- 1				
1- 1	0- 1	0- 0	NEUTRAL	0- 0	0- 0	1- 0				
8- 3	0- 1	0- 0	NON-CONFERENCE	0- 0	1- 1	7- 1				
4- 1	0- 0	0- 0	HOME	0- 0	1- 0	3- 1				
3- 1	0- 0	0- 0	AWAY	0- 0	0- 1	3- 0				
1- 1	0- 1	0- 0	NEUTRAL	0- 0	0- 0	1- 0				
11- 4	0- 0	0- 0	CONFERENCE	2- 1	6- 2	3- 1				
8- 0	0- 0	0- 0	HOME	1- 0	5- 0	2- 0				
3- 4	0- 0	0- 0	AWAY	1- 1	1- 2	1- 1				
0- 0	0- 0	0- 0	NEUTRAL	0- 0	0- 0	0- 0				

RPI 1-25				RPI 26-50				RPI 51-100				Team's RPI: 64	RPI 101+			
RPI	S	Opponent	Score	RPI	S	Opponent	Score	RPI	S	Opponent	Score		RPI	S	Opponent	Score
14	N	North Carolina	67 76					55	H	SMU	63 47		107	A	Navy	48 57
								84	A	Tulane	55 52		110	A	Memphis	56 66
								95	A	UTEP	66 81		110	H	Memphis	69 52
													124	A	UAB	58 62
													124	H	UAB	53 52
													135	H	Rice	60 41
													136	A	UCF	56 41
													136	H	UCF	59 48
													144	H	Elon	71 64
													146	H	Tulsa	69 63
													169	H	Campbell	74 54
													171	A	Houston	68 59
													173	H	Col. of Charleston	62 72
													193	H	Southern Miss.	82 60
													194	N	Monmouth	64 49
													221	A	VCU	67 56
													244	A	Marshall	60 72
													244	H	Marshall	54 47
													271	A	George Mason	71 53
													288	A	William & Mary	68 62
													332	H	Norfolk St.	54 46
													341	H	N.C. Central	65 28
LAST 12 Division I GAMES:																
				110	H	Memphis	69 52						124	A	UAB	58 62
				124	H	UAB	53 52						171	A	Houston	68 59
				136	A	UCF	56 41						136	H	UCF	59 48
				244	A	Marshall	60 72						244	H	Marshall	54 47
				193	H	Southern Miss.	82 60						84	A	Tulane	55 52
				55	H	SMU	63 47						146	H	Tulsa	69 63

Non-Div I Games: St. Andrews 84 41 Converse 79 23

East Carolina

Loss, Non-Conf, S Site, H Home A Away N Neutral

Average RPI Win:	293	WON-LOST	WINNING	LAST 12	STRENGTH OF	OPP. STRENGTH	TEAM	ADJ.	CONF.	ADJ CONF.
Average RPI Loss:	139	RECORD	PCT. RANK	GAMES	SCHEDULE	OF SCHEDULE	RPI	RPI	RPI	RPI
DIV. I ONLY	8- 17	280	4- 8	138	301	246	246	29	29	
DIV. I NON-CONF.	2- 7	301	0- 1	20	190	182	182	27	27	
TOTALS	RPI 1-25	RPI 26-50	W-L RECORDS	RPI 51-100	RPI 101-150	RPI 150+				
8- 17	0- 1	0- 4	OVERALL	0- 0	1- 6	7- 6				
4- 7	0- 0	0- 1	HOME	0- 0	1- 3	3- 3				
4- 10	0- 1	0- 3	AWAY	0- 0	0- 3	4- 3				
0- 0	0- 0	0- 0	NEUTRAL	0- 0	0- 0	0- 0				
2- 7	0- 1	0- 2	NON-CONFERENCE	0- 0	1- 2	1- 2				
1- 2	0- 0	0- 0	HOME	0- 0	1- 1	0- 1				
1- 5	0- 1	0- 2	AWAY	0- 0	0- 1	1- 1				
0- 0	0- 0	0- 0	NEUTRAL	0- 0	0- 0	0- 0				
6- 10	0- 0	0- 2	CONFERENCE	0- 0	0- 4	6- 4				
3- 5	0- 0	0- 1	HOME	0- 0	0- 2	3- 2				
3- 5	0- 0	0- 1	AWAY	0- 0	0- 2	3- 2				
0- 0	0- 0	0- 0	NEUTRAL	0- 0	0- 0	0- 0				

RPI 1-25				RPI 26-50				RPI 51-100				RPI 101+ Team's RPI: 246			
RPI	S	Opponent	Score	RPI	S	Opponent	Score	RPI	S	Opponent	Score	RPI	S	Opponent	Score
14	A	North Carolina	44 85	34	A	LSU	42 76					105	A	Stetson	65 74
				47	A	Chattanooga	48 81					105	H	Stetson	55 71
				49	A	FGCU	48 70					106	H	Appalachian St.	57 85
				49	H	FGCU	60 97					110	H	Memphis	83 73
												134	A	High Point	76 85
												142	A	Mercer	64 79
												142	H	Mercer	58 67
												165	A	Northern Ky.	55 68
												165	H	Northern Ky.	76 77
												254	A	USC Upstate	79 90
												254	H	USC Upstate	56 60
												291	A	North Florida	65 60
												291	H	North Florida	56 62
												301	A	Jacksonville	81 90
												301	H	Jacksonville	74 57
												305	A	Morehead St.	57 53
												333	A	Kennesaw St.	61 59
												333	H	Kennesaw St.	69 65
												335	A	Lipscomb	80 74
												335	H	Lipscomb	86 64
LAST 12 Division I GAMES:															
				254	H	USC Upstate	56 60					105	A	Stetson	65 74
				291	A	North Florida	65 60					165	H	Northern Ky.	76 77
				301	A	Jacksonville	81 90					335	H	Lipscomb	86 64
				333	H	Kennesaw St.	69 65					301	H	Jacksonville	74 57
				142	H	Mercer	58 67					291	H	North Florida	56 62
				49	A	FGCU	48 70					142	A	Mercer	64 79

Non-Div I Games:

East Tenn. St.

Average RPI Win: 233	WON-LOST	WINNING	LAST 12	STRENGTH OF	OPP. STRENGTH	TEAM	ADJ.	CONF.	ADJ CONF.
Average RPI Loss: 170	RECORD	PCT. RANK	GAMES	SCHEDULE	OF SCHEDULE	RPI	RPI	RPI	RPI
DIV. I ONLY	18- 10	90	8- 3	228	273	118	118	28	28
DIV. I NON-CONF.	6- 6	160	0- 0	173	226	176	176	29	29
TOTALS	RPI 1-25	RPI 26-50	W-L RECORDS	RPI 51-100	RPI 101-150	RPI 150+			
18- 10	0- 1	0- 0	OVERALL	0- 0	2- 3	16- 6			
11- 2	0- 0	0- 0	HOME	0- 0	2- 0	9- 2			
6- 8	0- 1	0- 0	AWAY	0- 0	0- 3	6- 4			
1- 0	0- 0	0- 0	NEUTRAL	0- 0	0- 0	1- 0			
6- 6	0- 1	0- 0	NON-CONFERENCE	0- 0	1- 2	5- 3			
4- 1	0- 0	0- 0	HOME	0- 0	1- 0	3- 1			
1- 5	0- 1	0- 0	AWAY	0- 0	0- 2	1- 2			
1- 0	0- 0	0- 0	NEUTRAL	0- 0	0- 0	1- 0			
12- 4	0- 0	0- 0	CONFERENCE	0- 0	1- 1	11- 3			
7- 1	0- 0	0- 0	HOME	0- 0	1- 0	6- 1			
5- 3	0- 0	0- 0	AWAY	0- 0	0- 1	5- 2			
0- 0	0- 0	0- 0	NEUTRAL	0- 0	0- 0	0- 0			

RPI 1-25				RPI 26-50				RPI 51-100				RPI 101+ Team's RPI: 118			
RPI	S	Opponent	Score	RPI	S	Opponent	Score	RPI	S	Opponent	Score	RPI	S	Opponent	Score
11	A	Dayton	42 105									124	A	Indiana St.	39 69
												129	A	Wisconsin	47 76
												132	H	IUPUI	71 60
												139	A	UT Martin	62 82
												139	H	UT Martin	84 79
												158	H	Sacramento St.	72 67
												166	H	Bradley	65 66
												172	H	Tennessee Tech	89 79
												190	A	SIU Edwardsville	70 65
												190	H	SIU Edwardsville	62 70
												191	A	Eastern Ky.	62 63
												195	H	Belmont	60 43
												204	A	Tennessee St.	76 67
												208	A	Loyola Chicago	72 69
												217	H	Evansville	70 57
												233	A	Murray St.	58 68
												233	H	Murray St.	73 59
												239	A	Western Ill.	68 70
												266	N	Buffalo	89 73
												269	H	San Jose St.	88 67
												272	A	Southeast Mo. St.	64 46
												272	H	Southeast Mo. St.	82 62
												274	A	Northern Ill.	38 48
												305	A	Morehead St.	78 58
												306	A	Austin Peay	68 43
												306	H	Austin Peay	88 59
LAST 12 Division I GAMES:															
190	H	SIU Edwardsville	62 70	190	A	SIU Edwardsville	70 65								
139	A	UT Martin	62 82	139	H	UT Martin	84 79								
195	H	Belmont	60 43	272	H	Southeast Mo. St.	82 62								
306	H	Austin Peay	88 59	233	A	Murray St.	58 68								
233	H	Murray St.	73 59	306	A	Austin Peay	68 43								
272	A	Southeast Mo. St.	64 46	172	H	Tennessee Tech	89 79								

Non-Div I Games: Oakland City 86 30

Eastern Ill.

■ Loss,
 ■ Non-Conf,
 ■ S Site,
 ■ Home
 ■ A Away
 N Neutral

RPI	S	Opponent	Score
343	H	Jacksonville St.	76 53

Eastern Ill.

E
a
s
t
e
r
n
I
l
l
.

E
a
s
t
e
r
n
I
l
l
.

Average RPI Win:	254	WON-LOST	WINNING	LAST 12	STRENGTH OF	OPP. STRENGTH	TEAM	ADJ.	CONF.	ADJ CONF.
Average RPI Loss:	166	RECORD	PCT. RANK	GAMES	SCHEDULE	OF SCHEDULE	RPI	RPI	RPI	RPI
DIV. I ONLY	16- 10	106	8- 4	313	300	191	191	28	28	
DIV. I NON-CONF.	5- 5	160	0- 0	295	255	255	255	29	29	
TOTALS	RPI 1-25	RPI 26-50	W-L RECORDS	RPI 51-100	RPI 101-150	RPI 150+				
16- 10	0- 2	0- 0	OVERALL	0- 0	2- 1	14- 7				
12- 1	0- 0	0- 0	HOME	0- 0	2- 0	10- 1				
4- 7	0- 0	0- 0	AWAY	0- 0	0- 0	4- 0				
0- 2	0- 1	0- 0	NEUTRAL	0- 0	0- 0	0- 1				
5- 5	0- 2	0- 0	NON-CONFERENCE	0- 0	1- 0	4- 3				
5- 0	0- 0	0- 0	HOME	0- 0	1- 0	4- 0				
0- 3	0- 1	0- 0	AWAY	0- 0	0- 0	0- 2				
0- 2	0- 1	0- 0	NEUTRAL	0- 0	0- 0	0- 1				
11- 5	0- 0	0- 0	CONFERENCE	0- 0	1- 1	10- 4				
7- 1	0- 0	0- 0	HOME	0- 0	1- 0	6- 1				
4- 4	0- 0	0- 0	AWAY	0- 0	0- 1	4- 3				
0- 0	0- 0	0- 0	NEUTRAL	0- 0	0- 0	0- 0				

RPI 1-25			RPI 26-50			RPI 51-100			RPI 101+ Team's RPI: 191		
RPI	S	Opponent	Score	RPI	S	Opponent	Score	RPI	S	Opponent	Score
20	N	Florida St.	51 90					118	H	Eastern Ill.	63 62
22	A	Louisville	42 76					126	H	Presbyterian	61 43
								139	A	UT Martin	60 75
								156	H	Miami (OH)	73 63
								161	A	Cincinnati	48 59
								172	A	Tennessee Tech	47 67
								172	H	Tennessee Tech	61 55
								190	H	SIU Edwardsville	69 73
								195	A	Belmont	49 65
								195	H	Belmont	55 51
								204	A	Tennessee St.	66 69
								204	H	Tennessee St.	62 54
								233	A	Murray St.	69 49
								237	N	Milwaukee	64 68
								272	A	Southeast Mo. St.	53 49
								305	A	Morehead St.	66 64
								305	H	Morehead St.	62 52
								306	H	Austin Peay	69 55
								307	H	Jackson St.	64 56
								322	A	Ohio	58 69
								339	H	Kent St.	56 42
								342	H	UNC Asheville	67 47
								343	A	Jacksonville St.	69 51
								343	H	Jacksonville St.	80 69
LAST 12 Division I GAMES:											
204	A	Tennessee St.	66 69	139	A	UT Martin	60 75				
172	A	Tennessee Tech	47 67	272	A	Southeast Mo. St.	53 49				
306	H	Austin Peay	69 55	204	H	Tennessee St.	62 54				
172	H	Tennessee Tech	61 55	195	H	Belmont	55 51				
343	H	Jacksonville St.	80 69	195	A	Belmont	49 65				
305	A	Morehead St.	66 64	343	A	Jacksonville St.	69 51				

Non-Div I Games: West Virginia St. 68 43

Eastern Ky.

■ Loss,
 ■ Non-Conf, S Site,
 ■ Home
 ■ Away
 N Neutral

Average RPI Win:	267	WON-LOST	WINNING	LAST 12	STRENGTH OF	OPP. STRENGTH	TEAM	ADJ.	CONF.	ADJ CONF.
Average RPI Loss:	113	RECORD	PCT. RANK	GAMES	SCHEDULE	OF SCHEDULE	RPI	RPI	RPI	RPI
DIV. I ONLY	8- 20	294	5- 7	76	204	230	230	18	18	
DIV. I NON-CONF.	2- 11	313	0- 0	17	194	213	213	18	18	
TOTALS	RPI 1-25	RPI 26-50	W-L RECORDS	RPI 51-100	RPI 101-150	RPI 150+				
8- 20	0- 0	0- 4	OVERALL	0- 7	1- 3	7- 6				
4- 10	0- 0	0- 3	HOME	0- 3	1- 1	3- 3				
4- 9	0- 0	0- 1	AWAY	0- 4	0- 2	4- 2				
0- 1	0- 0	0- 0	NEUTRAL	0- 0	0- 0	0- 1				
2- 11	0- 0	0- 2	NON-CONFERENCE	0- 5	1- 2	1- 2				
1- 6	0- 0	0- 2	HOME	0- 2	1- 1	0- 1				
1- 4	0- 0	0- 0	AWAY	0- 3	0- 1	1- 0				
0- 1	0- 0	0- 0	NEUTRAL	0- 0	0- 0	0- 1				
6- 9	0- 0	0- 2	CONFERENCE	0- 2	0- 1	6- 4				
3- 4	0- 0	0- 1	HOME	0- 1	0- 0	3- 2				
3- 5	0- 0	0- 1	AWAY	0- 1	0- 1	3- 2				
0- 0	0- 0	0- 0	NEUTRAL	0- 0	0- 0	0- 0				

RPI S	Opponent	Score	RPI S	Opponent	Score	RPI S	Opponent	Score	RPI S	Opponent	Score	Team's RPI: 230
27	H Michigan St.	49 60	56	H Boston U.	55 66	104	A Butler	59 65				
31	H Michigan	43 55	62	A South Dakota St.	65 66	117	A Akron	81 82				
45	A Toledo	38 48	67	A Wyoming	50 73	122	H Northeastern	50 47				
45	H Toledo	40 56	76	A Central Mich.	51 77	123	H Detroit	54 61				
			84	A Tulane	65 71	156	A Miami (OH)	48 70				
			85	H Harvard	63 67	187	A Ball St.	34 56				
			99	H Bowling Green	47 61	187	H Ball St.	41 56				
						208	H Loyola Chicago	54 64				
						238	N Ole Miss	58 61				
						260	A Western Mich.	56 52				
						260	H Western Mich.	73 69				
						266	H Buffalo	63 79				
						274	A Northern Ill.	54 45				
						274	H Northern Ill.	67 62				
						284	A UMKC	74 69				
						322	H Ohio	64 57				
						339	A Kent St.	64 45				
LAST 12 Division I GAMES:												
45	A Toledo	38 48	117	A Akron	81 82							
274	A Northern Ill.	54 45	187	H Ball St.	41 56							
260	H Western Mich.	73 69	274	H Northern Ill.	67 62							
187	A Ball St.	34 56	99	H Bowling Green	47 61							
266	H Buffalo	63 79	339	A Kent St.	64 45							
322	H Ohio	64 57	156	A Miami (OH)	48 70							

Non-Div I Games:

Eastern Mich.

Average RPI Win:	203	WON-LOST	WINNING	LAST 12	STRENGTH OF	OPP. STRENGTH	TEAM	ADJ.	CONF.	ADJ CONF.
Average RPI Loss:	129	RECORD	PCT. RANK	GAMES	SCHEDULE	OF SCHEDULE	RPI	RPI	RPI	RPI
DIV. I ONLY	15- 11	124	9- 3	119	189	97	97	16	16	
DIV. I NON-CONF.	3- 5	228	0- 0	64	125	133	133	13	13	
TOTALS	RPI 1-25	RPI 26-50	W-L RECORDS	RPI 51-100	RPI 101-150	RPI 150+				
15- 11	0- 1	0- 2	OVERALL	2- 2	2- 2	11- 4				
7- 3	0- 0	0- 1	HOME	2- 0	0- 1	5- 1				
7- 8	0- 1	0- 1	AWAY	0- 2	2- 1	5- 3				
1- 0	0- 0	0- 0	NEUTRAL	0- 0	0- 0	1- 0				
3- 5	0- 1	0- 2	NON-CONFERENCE	0- 0	0- 1	3- 1				
1- 1	0- 0	0- 1	HOME	0- 0	0- 0	1- 0				
1- 4	0- 1	0- 1	AWAY	0- 0	0- 1	1- 1				
1- 0	0- 0	0- 0	NEUTRAL	0- 0	0- 0	1- 0				
12- 6	0- 0	0- 0	CONFERENCE	2- 2	2- 1	8- 3				
6- 2	0- 0	0- 0	HOME	2- 0	0- 1	4- 1				
6- 4	0- 0	0- 0	AWAY	0- 2	2- 0	4- 2				
0- 0	0- 0	0- 0	NEUTRAL	0- 0	0- 0	0- 0				

RPI 1-25				RPI 26-50				RPI 51-100				RPI 101+			
RPI	S	Opponent	Score	RPI	S	Opponent	Score	RPI	S	Opponent	Score	RPI	S	Opponent	Score
8	A	California	58 91	39	A	Gonzaga	50 65	71	A	Montana	51 76	120	A	Idaho St.	61 55
				44	H	Pacific	51 64	71	H	Montana	58 56	138	A	Montana St.	68 59
								93	A	Northern Colo.	66 67	138	H	Montana St.	60 73
								93	H	Northern Colo.	63 38	141	A	Cal St. Northridge	44 66
												158	A	Sacramento St.	70 85
												158	H	Sacramento St.	63 49
												163	A	Idaho	66 68
												214	A	Portland St.	68 56
												214	H	Portland St.	83 51
												219	H	Portland	68 50
												232	A	Southern Utah	78 70
												232	H	Southern Utah	79 70
												236	A	North Dakota	67 58
												236	H	North Dakota	75 72
												277	A	Boise St.	74 63
												281	N	Cal St. Fullerton	50 45
												283	A	Northern Ariz.	68 83
												283	H	Northern Ariz.	58 62
												330	A	Weber St.	88 60
LAST 12 Division I GAMES:															
236	A	North Dakota	67 58	71	A	Montana	51 76								
93	A	Northern Colo.	66 67	138	A	Montana St.	68 59								
214	H	Portland St.	83 51	232	H	Southern Utah	79 70								
232	A	Southern Utah	78 70	214	A	Portland St.	68 56								
283	H	Northern Ariz.	58 62	93	H	Northern Colo.	63 38								
158	H	Sacramento St.	63 49	236	H	North Dakota	75 72								

Non-Div I Games: Warner Pacific 58 47

Eastern Wash.

Average RPI Win:	244	WON-LOST	WINNING	LAST 12	STRENGTH OF	OPP. STRENGTH	TEAM	ADJ.	CONF.	ADJ CONF.
Average RPI Loss:	123	RECORD	PCT. RANK	GAMES	SCHEDULE	OF SCHEDULE	RPI	RPI	RPI	RPI
DIV. I ONLY	16- 12	126	7- 5	170	256	144	144	21	21	
DIV. I NON-CONF.	3- 6	244	0- 0	133	163	232	232	25	25	
TOTALS	RPI 1-25	RPI 26-50	W-L RECORDS	RPI 51-100	RPI 101-150	RPI 150+				
16- 12	0- 1	1- 1	OVERALL	1- 2	1- 4	13- 4				
12- 2	0- 0	1- 0	HOME	1- 0	1- 1	9- 1				
4- 10	0- 1	0- 1	AWAY	0- 2	0- 3	4- 3				
0- 0	0- 0	0- 0	NEUTRAL	0- 0	0- 0	0- 0				
3- 6	0- 1	0- 0	NON-CONFERENCE	0- 1	0- 3	3- 1				
3- 1	0- 0	0- 0	HOME	0- 0	0- 1	3- 0				
0- 5	0- 1	0- 0	AWAY	0- 1	0- 2	0- 1				
0- 0	0- 0	0- 0	NEUTRAL	0- 0	0- 0	0- 0				
13- 6	0- 0	1- 1	CONFERENCE	1- 1	1- 1	10- 3				
9- 1	0- 0	1- 0	HOME	1- 0	1- 0	6- 1				
4- 5	0- 0	0- 1	AWAY	0- 1	0- 1	4- 2				
0- 0	0- 0	0- 0	NEUTRAL	0- 0	0- 0	0- 0				

RPI 1-25				RPI 26-50				RPI 51-100				RPI 101+ Team's RPI: 144			
RPI	S	Opponent	Score	RPI	S	Opponent	Score	RPI	S	Opponent	Score	RPI	S	Opponent	Score
12	A	South Carolina	44 77	47	A	Chattanooga	40 63	64	A	East Carolina	64 71	106	A	Appalachian St.	62 80
				47	H	Chattanooga	70 60	88	A	Davidson	62 77	106	H	Appalachian St.	75 58
								88	H	Davidson	72 56	109	A	North Carolina St.	73 88
												115	H	American	68 69
												116	A	N.C. A&T	65 75
												169	A	Campbell	69 79
												173	A	Col. of Charleston	63 56
												173	H	Col. of Charleston	55 57
												221	H	VCU	74 58
												223	A	Furman	71 74
												223	H	Furman	79 69
												250	A	Samford	59 65
												250	H	Samford	65 41
												286	H	Morgan St.	74 54
												299	H	UNC Wilmington	67 61
												309	H	Ga. Southern	70 59
												316	A	Wofford	67 57
												316	H	Wofford	62 58
												317	A	UNC Greensboro	70 57
												317	H	UNC Greensboro	71 60
												319	A	Western Caro.	64 48
												319	H	Western Caro.	60 51
LAST 12 Division I GAMES:															
				88	H	Davidson	72 56	47	A	Chattanooga	40 63				
				106	H	Appalachian St.	75 58	319	H	Western Caro.	60 51				
				223	A	Furman	71 74	106	A	Appalachian St.	62 80				
				316	H	Wofford	62 58	309	H	Ga. Southern	70 59				
				317	A	UNC Greensboro	70 57	88	A	Davidson	62 77				
				250	A	Samford	59 65	173	A	Col. of Charleston	63 56				

Non-Div I Games:

Elon

■ Loss,
 ■ Non-Conf,
 S Site,
 ■ Home
 ■ Away
 N Neutral

Evansville

Through Games Of Sunday, March 3, 2013

Average RPI Win:	211	WON-LOST	WINNING	LAST 12	STRENGTH OF	OPP. STRENGTH	TEAM	ADJ.	CONF.	ADJ CONF.
Average RPI Loss:	117	RECORD	PCT. RANK	GAMES	SCHEDULE	OF SCHEDULE	RPI	RPI	RPI	RPI
DIV. I ONLY	8- 19	290	3- 9	88	136	217	217	10	10	
DIV. I NON-CONF.	2- 9	309	0- 0	68	177	228	228	9	9	
TOTALS	RPI 1-25	RPI 26-50	W-L RECORDS	RPI 51-100	RPI 101-150	RPI 150+				
8- 19	0- 0	0- 2	OVERALL	1- 6	1- 6	6- 5				
4- 8	0- 0	0- 1	HOME	0- 2	0- 3	4- 2				
4- 10	0- 0	0- 1	AWAY	1- 3	1- 3	2- 3				
0- 1	0- 0	0- 0	NEUTRAL	0- 1	0- 0	0- 0				
2- 9	0- 0	0- 1	NON-CONFERENCE	0- 3	0- 3	2- 2				
1- 2	0- 0	0- 0	HOME	0- 0	0- 1	1- 1				
1- 6	0- 0	0- 1	AWAY	0- 2	0- 2	1- 1				
0- 1	0- 0	0- 0	NEUTRAL	0- 1	0- 0	0- 0				
6- 10	0- 0	0- 1	CONFERENCE	1- 3	1- 3	4- 3				
3- 6	0- 0	0- 1	HOME	0- 2	0- 2	3- 1				
3- 4	0- 0	0- 0	AWAY	1- 1	1- 1	1- 2				
0- 0	0- 0	0- 0	NEUTRAL	0- 0	0- 0	0- 0				

RPI S	Opponent	Score	RPI S	Opponent	Score	RPI S	Opponent	Score	RPI S	Opponent	Score	Team's RPI: 217
26	H Creighton	63 70	45	A Toledo	50 60	61	A Ohio St.	33 78	118	A Eastern Ill.	57 70	
						63	A Illinois	52 84	124	A Indiana St.	55 54	
						65	A Wichita St.	49 68	124	H Indiana St.	48 55	
						65	H Wichita St.	45 49	129	A Wisconsin	55 73	
						70	A Illinois St.	71 57	139	H UT Martin	57 73	
						70	H Illinois St.	46 64	150	A UNI	64 75	
						87	N Hampton	45 64	150	H UNI	57 70	
									154	A Missouri St.	63 66	
									154	H Missouri St.	77 53	
									166	A Bradley	52 78	
									166	H Bradley	57 73	
									187	A Ball St.	54 45	
									210	H Saint Louis	59 63	
									233	A Murray St.	62 76	
									251	H Drake	68 62	
									269	H San Jose St.	74 65	
									315	A Southern Ill.	52 41	
									315	H Southern Ill.	71 65	
LAST 12 Division I GAMES:												
166	H Bradley	57 73	315	A Southern Ill.	52 41							
150	H UNI	57 70	150	A UNI	64 75							
154	A Missouri St.	63 66	166	A Bradley	52 78							
65	A Wichita St.	49 68	65	H Wichita St.	45 49							
70	H Illinois St.	46 64	154	H Missouri St.	77 53							
124	H Indiana St.	48 55	124	A Indiana St.	55 54							

Non-Div I Games:

Evansville

Loss, Non-Conf, S Site, H Home A Away N Neutral

Average RPI Win:	214	WON-LOST	WINNING	LAST 12	STRENGTH OF	OPP. STRENGTH	TEAM	ADJ.	CONF.	ADJ CONF.
Average RPI Loss:	57	RECORD	PCT. RANK	GAMES	SCHEDULE	OF SCHEDULE	RPI	RPI	RPI	RPI
DIV. I ONLY	24- 5	19	12- 0	139	192	49	49	29	29	
DIV. I NON-CONF.	8- 5	114	2- 0	25	24	44	44	27	27	
TOTALS	RPI 1-25	RPI 26-50	W-L RECORDS	RPI 51-100	RPI 101-150	RPI 150+				
24- 5	0- 2	1- 0	OVERALL	2- 2	6- 1	15- 0				
12- 1	0- 0	1- 0	HOME	0- 0	3- 1	8- 0				
11- 2	0- 0	0- 0	AWAY	1- 2	3- 0	7- 0				
1- 2	0- 2	0- 0	NEUTRAL	1- 0	0- 0	0- 0				
8- 5	0- 2	1- 0	NON-CONFERENCE	2- 2	2- 1	3- 0				
4- 1	0- 0	1- 0	HOME	0- 0	1- 1	2- 0				
3- 2	0- 0	0- 0	AWAY	1- 2	1- 0	1- 0				
1- 2	0- 2	0- 0	NEUTRAL	1- 0	0- 0	0- 0				
16- 0	0- 0	0- 0	CONFERENCE	0- 0	4- 0	12- 0				
8- 0	0- 0	0- 0	HOME	0- 0	2- 0	6- 0				
8- 0	0- 0	0- 0	AWAY	0- 0	2- 0	6- 0				
0- 0	0- 0	0- 0	NEUTRAL	0- 0	0- 0	0- 0				

RPI 1-25				RPI 26-50				Team's RPI: 49		RPI 51-100				RPI 101+			
RPI	S	Opponent	Score	RPI	S	Opponent	Score		RPI	S	Opponent	Score	RPI	S	Opponent	Score	
12	N	South Carolina	46 65	34	H	LSU	76 70		53	A	Charlotte	60 79	105	A	Stetson	72 55	
23	N	DePaul	58 60						59	A	South Fla.	46 67	105	H	Stetson	74 55	
									87	N	Hampton	70 59	112	H	FIU	69 45	
									98	A	Richmond	70 62	133	A	Virginia Tech	63 56	
													136	H	UCF	53 60	
													142	A	Mercer	70 41	
													142	H	Mercer	89 62	
													165	A	Northern Ky.	68 53	
													165	H	Northern Ky.	79 50	
													246	A	East Tenn. St.	97 60	
													246	H	East Tenn. St.	70 48	
													254	A	USC Upstate	77 54	
													254	H	USC Upstate	72 49	
													291	A	North Florida	66 50	
													291	H	North Florida	53 42	
													301	A	Jacksonville	80 49	
													301	H	Jacksonville	74 57	
													326	H	Maine	79 49	
													333	A	Kennesaw St.	62 35	
													333	H	Kennesaw St.	74 36	
													335	A	Lipscomb	89 38	
													335	H	Lipscomb	67 37	
LAST 12 Division I GAMES:																	
333	H	Kennesaw St.	74 36	254	H	USC Upstate	72 49										
142	H	Mercer	89 62	291	A	North Florida	66 50										
105	A	Stetson	72 55	301	A	Jacksonville	80 49										
165	A	Northern Ky.	68 53	105	H	Stetson	74 55										
335	A	Lipscomb	89 38	335	H	Lipscomb	67 37										
246	H	East Tenn. St.	70 48	165	H	Northern Ky.	79 50										

Non-Div I Games: Warner 100 31

FGCU

■ Loss,
 ■ Non-Conf, S Site,
 ■ Home
 ■ Away
 N Neutral

FIU				Through Games Of Sunday, March 3, 2013						
Average RPI Win:	192	WON-LOST	WINNING	LAST 12	STRENGTH OF	OPP. STRENGTH	TEAM	ADJ.	CONF.	ADJ CONF.
Average RPI Loss:	126	RECORD	PCT. RANK	GAMES	SCHEDULE	OF SCHEDULE	RPI	RPI	RPI	RPI
DIV. I ONLY	18- 11	101	8- 4	143	117	112	112	12	12	
DIV. I NON-CONF.	6- 3	84	0- 0	135	36	107	107	14	14	
TOTALS	RPI 1-25	RPI 26-50	W-L RECORDS	RPI 51-100	RPI 101-150	RPI 150+				
18- 11	0- 0	1- 2	OVERALL	2- 3	3- 1	12- 5				
10- 7	0- 0	1- 1	HOME	0- 3	3- 0	6- 3				
8- 4	0- 0	0- 1	AWAY	2- 0	0- 1	6- 2				
0- 0	0- 0	0- 0	NEUTRAL	0- 0	0- 0	0- 0				
6- 3	0- 0	1- 2	NON-CONFERENCE	0- 1	2- 0	3- 0				
5- 2	0- 0	1- 1	HOME	0- 1	2- 0	2- 0				
1- 1	0- 0	0- 1	AWAY	0- 0	0- 0	1- 0				
0- 0	0- 0	0- 0	NEUTRAL	0- 0	0- 0	0- 0				
12- 8	0- 0	0- 0	CONFERENCE	2- 2	1- 1	9- 5				
5- 5	0- 0	0- 0	HOME	0- 2	1- 0	4- 3				
7- 3	0- 0	0- 0	AWAY	2- 0	0- 1	5- 2				
0- 0	0- 0	0- 0	NEUTRAL	0- 0	0- 0	0- 0				

FIU

RPI 1-25			RPI 26-50			RPI 51-100			RPI 101+ Team's RPI: 112		
RPI	S	Opponent	Score	RPI	S	Opponent	Score	RPI	S	Opponent	Score
				34	H	LSU	69 76	51	A	Middle Tenn.	58 51
				37	H	Iowa	66 65	51	H	Middle Tenn.	51 61
				49	A	FGCU	45 69	74	A	UALR	55 53
								74	H	UALR	47 51
								89	H	Georgia Tech	63 65
LAST 12 Division I GAMES:											
				211	A	Fla. Atlantic	68 65	211	H	Fla. Atlantic	65 55
				226	A	La.-Monroe	53 64	226	H	La.-Monroe	61 71
				74	H	UALR	47 51	51	H	Middle Tenn.	51 61
				102	H	Western Ky.	72 53	155	A	South Ala.	50 46
				302	A	Troy	56 39	292	A	La.-Lafayette	64 63
				213	A	North Texas	72 63	302	H	Troy	82 76

FIU

Non-Div I Games:

FIU

Loss, Non-Conf, S Site, H Home A Away N Neutral

Fairfield

Through Games Of Sunday, March 3, 2013

Average RPI Win:	265	WON-LOST	WINNING	LAST 12	STRENGTH OF	OPP. STRENGTH	TEAM	ADJ.	CONF.	ADJ CONF.
Average RPI Loss:	139	RECORD	PCT. RANK	GAMES	SCHEDULE	OF SCHEDULE	RPI	RPI	RPI	RPI
DIV. I ONLY	17- 12	118	6- 6	293	218	184	184	25	25	
DIV. I NON-CONF.	6- 5	147	0- 0	267	167	194	194	23	23	
TOTALS	RPI 1-25	RPI 26-50	W-L RECORDS	RPI 51-100	RPI 101-150	RPI 150+				
17- 12	0- 0	0- 3	OVERALL	0- 2	2- 1	15- 6				
10- 4	0- 0	0- 1	HOME	0- 0	0- 1	10- 2				
6- 8	0- 0	0- 2	AWAY	0- 2	2- 0	4- 4				
1- 0	0- 0	0- 0	NEUTRAL	0- 0	0- 0	1- 0				
6- 5	0- 0	0- 1	NON-CONFERENCE	0- 2	1- 0	5- 2				
4- 1	0- 0	0- 0	HOME	0- 0	0- 0	4- 1				
1- 4	0- 0	0- 1	AWAY	0- 2	1- 0	0- 1				
1- 0	0- 0	0- 0	NEUTRAL	0- 0	0- 0	1- 0				
11- 7	0- 0	0- 2	CONFERENCE	0- 0	1- 1	10- 4				
6- 3	0- 0	0- 1	HOME	0- 0	0- 1	6- 1				
5- 4	0- 0	0- 1	AWAY	0- 0	1- 0	4- 3				
0- 0	0- 0	0- 0	NEUTRAL	0- 0	0- 0	0- 0				

RPI S	Opponent	Score	RPI S	Opponent	Score	RPI S	Opponent	Score	RPI S	Opponent	Score	Team's RPI: 184
29	A Iowa St.	43 60	54	A Saint Joseph's	38 51	104	A Butler	54 45				
48	A Marist	56 61	80	A Florida	49 71	149	A Iona	60 54				
48	H Marist	33 70				149	H Iona	47 62				
						192	A Rider	44 55				
						192	H Rider	57 69				
						200	A Lehigh	42 47				
						209	H La Salle	50 60				
						216	H St. Bonaventure	52 49				
						220	A Loyola Maryland	48 56				
						220	H Loyola Maryland	64 54				
						251	A Niagara	39 50				
						251	H Niagara	61 54				
						264	A Canisius	67 56				
						264	H Canisius	56 50				
						265	A Siena	66 59				
						265	H Siena	50 43				
						268	H St. Francis Brooklyn	52 43				
						298	H Vermont	51 47				
						304	H Brown	49 34				
						320	A Manhattan	55 50				
						320	H Manhattan	76 50				
						328	N Wagner	81 44				
						331	A Saint Peter's	58 50				
						331	H Saint Peter's	61 49				
LAST 12 Division I GAMES:												
48	H Marist	33 70	320	A Manhattan	55 50							
220	A Loyola Maryland	48 56	192	A Rider	44 55							
264	A Canisius	67 56	149	H Iona	47 62							
251	A Niagara	39 50	331	A Saint Peter's	58 50							
331	H Saint Peter's	61 49	192	H Rider	57 69							
264	H Canisius	56 50	265	H Siena	50 43							

Non-Div I Games:

Fairfield

■ Loss,
 ■ Non-Conf,
 ■ S Site,
 ■ H Home
 ■ A Away
 N Neutral

Average RPI Win:	282	WON-LOST	WINNING	LAST 12	STRENGTH OF	OPP. STRENGTH	TEAM	ADJ.	CONF.	ADJ CONF.
Average RPI Loss:	174	RECORD	PCT. RANK	GAMES	SCHEDULE	OF SCHEDULE	RPI	RPI	RPI	RPI
DIV. I ONLY	11- 17	226	3- 9	289	299	259	259	24	24	
DIV. I NON-CONF.	5- 6	190	0- 0	219	318	192	192	22	22	
TOTALS	RPI 1-25	RPI 26-50	W-L RECORDS	RPI 51-100	RPI 101-150	RPI 150+				
11- 17	0- 1	0- 2	OVERALL	0- 2	0- 3	11- 9				
3- 7	0- 0	0- 0	HOME	0- 0	0- 2	3- 5				
7- 9	0- 1	0- 2	AWAY	0- 1	0- 1	7- 4				
1- 1	0- 0	0- 0	NEUTRAL	0- 1	0- 0	1- 0				
5- 6	0- 1	0- 1	NON-CONFERENCE	0- 1	0- 1	5- 2				
1- 1	0- 0	0- 0	HOME	0- 0	0- 1	1- 0				
3- 4	0- 1	0- 1	AWAY	0- 0	0- 0	3- 2				
1- 1	0- 0	0- 0	NEUTRAL	0- 1	0- 0	1- 0				
6- 11	0- 0	0- 1	CONFERENCE	0- 1	0- 2	6- 7				
2- 6	0- 0	0- 0	HOME	0- 0	0- 1	2- 5				
4- 5	0- 0	0- 1	AWAY	0- 1	0- 1	4- 2				
0- 0	0- 0	0- 0	NEUTRAL	0- 0	0- 0	0- 0				

RPI	S	Opponent	Score	RPI	S	Opponent	Score	RPI	S	Opponent	Score	RPI	S	Opponent	Score	Team's RPI: 259
5	A	Penn St.	44 101	42	A	Quinnipiac	39 66	56	N	Boston U.	42 68	127	H	Army	52 57	
				46	A	Syracuse	47 94	94	A	Sacred Heart	48 80	137	A	Saint Francis (PA)	89 100	
												137	H	Saint Francis (PA)	50 68	
												194	A	Monmouth	53 61	
												194	H	Monmouth	71 76	
												206	H	Central Conn. St.	55 53	
												215	A	Stony Brook	56 49	
												222	A	Mt. St. Mary's	69 60	
												222	H	Mt. St. Mary's	62 70	
												247	H	Bryant	53 66	
												265	A	Siena	56 76	
												268	A	St. Francis Brooklyn	56 64	
												268	H	St. Francis Brooklyn	50 56	
												278	A	Robert Morris	64 62	
												278	H	Robert Morris	80 68	
												294	H	NJIT	67 58	
												311	N	Binghamton	54 41	
												320	A	Manhattan	53 47	
												323	A	LIU Brooklyn	64 63	
												323	H	LIU Brooklyn	62 70	
												328	A	Wagner	68 59	
												331	A	Saint Peter's	55 50	
												337	A	Columbia	47 54	
LAST 12 Division I GAMES:																
222	H	Mt. St. Mary's	62 70	194	H	Monmouth	71 76									
137	A	Saint Francis (PA)	89 100	247	H	Bryant	53 66									
278	A	Robert Morris	64 62	206	H	Central Conn. St.	55 53									
268	H	St. Francis Brooklyn	50 56	194	A	Monmouth	53 61									
323	A	LIU Brooklyn	64 63	42	A	Quinnipiac	39 66									
94	A	Sacred Heart	48 80	323	H	LIU Brooklyn	62 70									

Non-Div I Games:

Fairleigh Dickinson

■ Loss,
 ■ Non-Conf,
 S Site,
 ■ Home
 ■ Away
 N Neutral

Average RPI Win:	245	WON-LOST	WINNING	LAST 12	STRENGTH OF	OPP. STRENGTH	TEAM	ADJ.	CONF.	ADJ CONF.
Average RPI Loss:	134	RECORD	PCT. RANK	GAMES	SCHEDULE	OF SCHEDULE	RPI	RPI	RPI	RPI
DIV. I ONLY	12- 16	206	3- 9	202	167	211	211	12	12	
DIV. I NON-CONF.	3- 5	228	0- 0	300	263	256	256	14	14	
TOTALS	RPI 1-25	RPI 26-50	W-L RECORDS	RPI 51-100	RPI 101-150	RPI 150+				
12- 16	0- 0	0- 1	OVERALL	0- 4	0- 6	12- 5				
6- 6	0- 0	0- 0	HOME	0- 2	0- 3	6- 1				
5- 10	0- 0	0- 1	AWAY	0- 2	0- 3	5- 4				
1- 0	0- 0	0- 0	NEUTRAL	0- 0	0- 0	1- 0				
3- 5	0- 0	0- 1	NON-CONFERENCE	0- 0	0- 2	3- 2				
1- 1	0- 0	0- 0	HOME	0- 0	0- 1	1- 0				
1- 4	0- 0	0- 1	AWAY	0- 0	0- 1	1- 2				
1- 0	0- 0	0- 0	NEUTRAL	0- 0	0- 0	1- 0				
9- 11	0- 0	0- 0	CONFERENCE	0- 4	0- 4	9- 3				
5- 5	0- 0	0- 0	HOME	0- 2	0- 2	5- 1				
4- 6	0- 0	0- 0	AWAY	0- 2	0- 2	4- 2				
0- 0	0- 0	0- 0	NEUTRAL	0- 0	0- 0	0- 0				

RPI S	Opponent	Score	RPI S	Opponent	Score	RPI S	Opponent	Score	RPI S	Opponent	Score	Team's RPI: 211
50	A Miami (FL)	61 76	51	A Middle Tenn.	59 73	102	A Western Ky.	68 86				
			51	H Middle Tenn.	67 70	102	H Western Ky.	61 64				
			74	A UALR	45 77	105	H Stetson	66 78				
			74	H UALR	43 60	112	A FIU	55 65				
						112	H FIU	65 68				
						129	A Wisconsin	73 82				
						155	A South Ala.	59 56				
						155	H South Ala.	67 56				
						159	A Arkansas St.	56 74				
						159	H Arkansas St.	79 71				
						185	A Mississippi St.	58 59				
						213	A North Texas	73 60				
						213	H North Texas	79 67				
						226	A La.-Monroe	82 72				
						226	H La.-Monroe	86 90				
						292	A La.-Lafayette	57 72				
						292	H La.-Lafayette	79 44				
						301	H Jacksonville	96 79				
						302	A Troy	81 80				
						302	H Troy	74 63				
						309	A Ga. Southern	75 55				
						314	A Bethune-Cookman	61 71				
						315	N Southern Ill.	85 81				
LAST 12 Division I GAMES:												
112	H FIU	65 68	112	A FIU	55 65							
74	H UALR	43 60	51	H Middle Tenn.	67 70							
213	A North Texas	73 60	226	H La.-Monroe	86 90							
292	A La.-Lafayette	57 72	159	A Arkansas St.	56 74							
102	H Western Ky.	61 64	74	A UALR	45 77							
155	A South Ala.	59 56	213	H North Texas	79 67							

Non-Div I Games:

Fla. Atlantic

Average RPI Win:	167	WON-LOST	WINNING	LAST 12	STRENGTH OF	OPP. STRENGTH	TEAM	ADJ.	CONF.	ADJ CONF.
Average RPI Loss:	50	RECORD	PCT. RANK	GAMES	SCHEDULE	OF SCHEDULE	RPI	RPI	RPI	RPI
DIV. I ONLY	17- 13	130	4- 8	43	53	80	80	3	3	
DIV. I NON-CONF.	11- 3	41	0- 0	160	100	62	62	6	6	
TOTALS	RPI 1-25	RPI 26-50	W-L RECORDS	RPI 51-100	RPI 101-150	RPI 150+				
17- 13	0- 8	2- 2	OVERALL	3- 1	2- 1	10- 1				
11- 5	0- 3	2- 1	HOME	2- 0	0- 0	7- 1				
4- 7	0- 5	0- 1	AWAY	1- 1	0- 0	3- 0				
2- 1	0- 0	0- 0	NEUTRAL	0- 0	2- 1	0- 0				
11- 3	0- 1	1- 1	NON-CONFERENCE	1- 0	2- 1	7- 0				
8- 0	0- 0	1- 0	HOME	1- 0	0- 0	6- 0				
1- 2	0- 1	0- 1	AWAY	0- 0	0- 0	1- 0				
2- 1	0- 0	0- 0	NEUTRAL	0- 0	2- 1	0- 0				
6- 10	0- 7	1- 1	CONFERENCE	2- 1	0- 0	3- 1				
3- 5	0- 3	1- 1	HOME	1- 0	0- 0	1- 1				
3- 5	0- 4	0- 0	AWAY	1- 1	0- 0	2- 0				
0- 0	0- 0	0- 0	NEUTRAL	0- 0	0- 0	0- 0				

RPI	S	Opponent	Score	RPI	S	Opponent	Score	RPI	S	Opponent	Score	RPI	S	Opponent	Score
7	H	Tennessee	75 78	30	H	Vanderbilt	57 68	74	H	Arkansas	69 58	109	N	North Carolina St.	66 64
9	A	Kentucky	69 76	31	A	Michigan	53 59	76	H	Central Mich.	81 75	140	N	Arizona St.	58 74
12	A	South Carolina	56 67	34	H	LSU	77 72	91	A	Auburn	65 57	150	N	UNI	80 63
12	H	South Carolina	44 52	44	H	Pacific	89 82	92	A	Missouri	64 69	152	H	Holy Cross	81 50
16	A	Texas A&M	71 78									178	A	Alabama	67 61
19	A	Georgia	52 69									178	H	Alabama	87 54
19	H	Georgia	57 62									184	H	Fairfield	71 49
20	A	Florida St.	67 98									185	A	Mississippi St.	61 55
												209	A	La Salle	74 50
												238	H	Ole Miss	81 88
												256	H	Georgia St.	84 65
												291	H	North Florida	74 44
												302	H	Troy	87 62
												327	H	Savannah St.	88 38
LAST 12 Division I GAMES:															
12	A	South Carolina	56 67	91	A	Auburn	65 57								
74	H	Arkansas	69 58	178	H	Alabama	87 54								
178	A	Alabama	67 61	92	A	Missouri	64 69								
30	H	Vanderbilt	57 68	19	A	Georgia	52 69								
19	H	Georgia	57 62	238	H	Ole Miss	81 88								
16	A	Texas A&M	71 78	12	H	South Carolina	44 52								

Non-Div I Games:

Florida

■ Loss,
 ■ Non-Conf,
 ■ S Site,
 ■ H Home
 ■ A Away
 N Neutral

Average RPI Win:	288	WON-LOST	WINNING	LAST 12	STRENGTH OF	OPP. STRENGTH	TEAM	ADJ.	CONF.	ADJ CONF.
Average RPI Loss:	170	RECORD	PCT. RANK	GAMES	SCHEDULE	OF SCHEDULE	RPI	RPI	RPI	RPI
DIV. I ONLY	10- 17	250	5- 7	285	318	282	282	30	30	
DIV. I NON-CONF.	3- 10	296	0- 0	229	256	288	288	30	30	
TOTALS	RPI 1-25	RPI 26-50	W-L RECORDS	RPI 51-100	RPI 101-150	RPI 150+				
10- 17	0- 0	0- 0	OVERALL	0- 2	2- 7	8- 8				
4- 8	0- 0	0- 0	HOME	0- 0	0- 4	4- 4				
4- 8	0- 0	0- 0	AWAY	0- 2	1- 2	3- 4				
2- 1	0- 0	0- 0	NEUTRAL	0- 0	1- 1	1- 0				
3- 10	0- 0	0- 0	NON-CONFERENCE	0- 1	1- 3	2- 6				
0- 4	0- 0	0- 0	HOME	0- 0	0- 1	0- 3				
1- 5	0- 0	0- 0	AWAY	0- 1	0- 1	1- 3				
2- 1	0- 0	0- 0	NEUTRAL	0- 0	1- 1	1- 0				
7- 7	0- 0	0- 0	CONFERENCE	0- 1	1- 4	6- 2				
4- 4	0- 0	0- 0	HOME	0- 0	0- 3	4- 1				
3- 3	0- 0	0- 0	AWAY	0- 1	1- 1	2- 1				
0- 0	0- 0	0- 0	NEUTRAL	0- 0	0- 0	0- 0				

RPI 1-25				RPI 26-50				RPI 51-100				RPI 101+				Team's RPI: 282	
RPI	S	Opponent	Score	RPI	S	Opponent	Score	RPI	S	Opponent	Score	RPI	S	Opponent	Score		
								59	A	South Fla.	75	100	102	N	Western Ky.	57	71
								87	A	Hampton	39	59	105	A	Stetson	67	88
													112	H	FIU	69	70
													116	A	N.C. A&T	50	69
													116	H	N.C. A&T	52	73
													119	A	South Carolina St.	61	56
													119	H	South Carolina St.	46	63
													137	N	Saint Francis (PA)	69	65
													148	H	Howard	57	58
													174	A	Wake Forest	60	80
													185	A	Mississippi St.	57	67
													193	H	Southern Miss.	71	88
													221	H	VCU	57	86
													256	A	Georgia St.	58	77
													289	H	Southeastern La.	59	62
													290	H	Delaware St.	53	57
													301	A	Jacksonville	72	69
													314	A	Bethune-Cookman	49	59
													314	H	Bethune-Cookman	76	60
													327	A	Savannah St.	59	49
													327	H	Savannah St.	67	59
													336	H	UMES	67	54
													339	N	Kent St.	70	56
													341	A	N.C. Central	63	50
													341	H	N.C. Central	52	35
LAST 12 Division I GAMES:																	
				87	A	Hampton	39	59		314	A	Bethune-Cookman	49	59			
				119	H	South Carolina St.	46	63		290	H	Delaware St.	53	57			
				327	H	Savannah St.	67	59		336	H	UMES	67	54			
				148	H	Howard	57	58		119	A	South Carolina St.	61	56			
				116	A	N.C. A&T	50	69		327	A	Savannah St.	59	49			
				341	A	N.C. Central	63	50		116	H	N.C. A&T	52	73			

Non-Div I Games:

Florida A&M

■ Loss,
 ■ Non-Conf, S Site,
 ■ Home
 ■ Away
 N Neutral

Average RPI Win:	119	WON-LOST	WINNING	LAST 12	STRENGTH OF	OPP. STRENGTH	TEAM	ADJ.	CONF.	ADJ CONF.
Average RPI Loss:	69	RECORD	PCT. RANK	GAMES	SCHEDULE	OF SCHEDULE	RPI	RPI	RPI	RPI
DIV. I ONLY	21- 8	51	7- 5	30	45	20	20	5	5	
DIV. I NON-CONF.	10- 1	17	0- 0	33	148	8	8	4	4	
TOTALS	RPI 1-25	RPI 26-50	W-L RECORDS	RPI 51-100	RPI 101-150	RPI 150+				
21- 8	2- 4	4- 0	OVERALL	4- 1	6- 2	5- 1				
13- 2	2- 0	2- 0	HOME	2- 0	4- 1	3- 1				
6- 6	0- 4	1- 0	AWAY	2- 1	2- 1	1- 0				
2- 0	0- 0	1- 0	NEUTRAL	0- 0	0- 0	1- 0				
10- 1	0- 1	2- 0	NON-CONFERENCE	2- 0	2- 0	4- 0				
6- 0	0- 0	1- 0	HOME	1- 0	2- 0	2- 0				
2- 1	0- 1	0- 0	AWAY	1- 0	0- 0	1- 0				
2- 0	0- 0	1- 0	NEUTRAL	0- 0	0- 0	1- 0				
11- 7	2- 3	2- 0	CONFERENCE	2- 1	4- 2	1- 1				
7- 2	2- 0	1- 0	HOME	1- 0	2- 1	1- 1				
4- 5	0- 3	1- 0	AWAY	1- 1	2- 1	0- 0				
0- 0	0- 0	0- 0	NEUTRAL	0- 0	0- 0	0- 0				

RPI	S	Opponent	Score	RPI	S	Opponent	Score	RPI	S	Opponent	Score	RPI	S	Opponent	Score
6	A	Duke	50 61	30	N	Vanderbilt	73 59	53	A	Charlotte	70 54	105	H	Stetson	76 44
10	A	Maryland	64 71	37	H	Iowa	83 69	80	H	Florida	98 67	109	A	North Carolina St.	82 74
10	H	Maryland	72 71	50	A	Miami (FL)	93 78	89	A	Georgia Tech	85 78	109	H	North Carolina St.	69 76
14	A	North Carolina	62 72	50	H	Miami (FL)	86 65	89	H	Georgia Tech	76 71	131	A	Boston College	67 57
14	H	North Carolina	80 73					90	A	Virginia	60 72	131	H	Boston College	76 70
15	A	Nebraska	77 78									133	A	Virginia Tech	52 71
												133	H	Virginia Tech	70 56
												142	H	Mercer	94 42
												174	H	Wake Forest	72 80
												186	H	Clemson	83 61
												191	N	Eastern Ky.	90 51
												250	H	Samford	77 42
												312	H	Grambling	96 60
												317	A	UNC Greensboro	93 63
LAST 12 Division I GAMES:															
90	A	Virginia	60 72	50	A	Miami (FL)	93 78								
10	H	Maryland	72 71	186	H	Clemson	83 61								
133	A	Virginia Tech	52 71	14	A	North Carolina	62 72								
6	A	Duke	50 61	133	H	Virginia Tech	70 56								
14	H	North Carolina	80 73	89	H	Georgia Tech	76 71								
109	H	North Carolina St.	69 76	109	A	North Carolina St.	82 74								

Non-Div I Games:

Florida St.

Average RPI Win: 200	WON-LOST	WINNING	LAST 12	STRENGTH OF	OPP. STRENGTH	TEAM	ADJ.	CONF.	ADJ CONF.
Average RPI Loss: 110	RECORD	PCT. RANK	GAMES	SCHEDULE	OF SCHEDULE	RPI	RPI	RPI	RPI
DIV. I ONLY	22- 7	40	10- 2	181	123	69	69	9	9
DIV. I NON-CONF.	10- 5	84	0- 0	208	217	120	120	8	8
TOTALS	RPI 1-25	RPI 26-50	W-L RECORDS	RPI 51-100	RPI 101-150	RPI 150+			
22- 7	0- 1	0- 2	OVERALL	4- 1	1- 0	17- 3			
12- 3	0- 1	0- 0	HOME	2- 0	0- 0	10- 2			
10- 4	0- 0	0- 2	AWAY	2- 1	1- 0	7- 1			
0- 0	0- 0	0- 0	NEUTRAL	0- 0	0- 0	0- 0			
10- 5	0- 0	0- 1	NON-CONFERENCE	1- 1	1- 0	8- 3			
6- 2	0- 0	0- 0	HOME	0- 0	0- 0	6- 2			
4- 3	0- 0	0- 1	AWAY	1- 1	1- 0	2- 1			
0- 0	0- 0	0- 0	NEUTRAL	0- 0	0- 0	0- 0			
12- 2	0- 1	0- 1	CONFERENCE	3- 0	0- 0	9- 0			
6- 1	0- 1	0- 0	HOME	2- 0	0- 0	4- 0			
6- 1	0- 0	0- 1	AWAY	1- 0	0- 0	5- 0			
0- 0	0- 0	0- 0	NEUTRAL	0- 0	0- 0	0- 0			

RPI 1-25				RPI 26-50				RPI 51-100 Team's RPI: 69				RPI 101+			
RPI	S	Opponent	Score	RPI	S	Opponent	Score	RPI	S	Opponent	Score	RPI	S	Opponent	Score
11	H	Dayton	57 68	35	A	Duquesne	50 68	53	A	Charlotte	59 56	115	A	American	71 50
				44	A	Pacific	40 62	54	H	Saint Joseph's	70 63	152	H	Holy Cross	67 60
								57	A	Marquette	48 51	153	A	Temple	58 44
								66	A	Albany (NY)	60 43	164	H	George Washington	66 56
								98	H	Richmond	47 40	181	A	Yale	53 67
												202	A	Xavier	48 41
												205	A	San Francisco	55 48
												209	A	La Salle	69 49
												210	A	Saint Louis	61 56
												215	H	Stony Brook	46 58
												216	H	St. Bonaventure	62 50
												221	H	VCU	71 41
												229	H	Lafayette	50 54
												231	H	Colorado St.	64 59
												275	A	Cornell	58 50
												276	H	Southern U.	56 44
												286	H	Morgan St.	72 56
												290	H	Delaware St.	69 38
												297	H	Massachusetts	69 57
												303	A	Rhode Island	51 42
												320	H	Manhattan	55 45
LAST 12 Division I GAMES:															
153	A	Temple	58 44	11	H	Dayton	57 68	209	A	La Salle	69 49				
216	H	St. Bonaventure	62 50	54	H	Saint Joseph's	70 63	221	H	VCU	71 41				
303	A	Rhode Island	51 42	210	A	Saint Louis	61 56	35	A	Duquesne	50 68				
164	H	George Washington	66 56	202	A	Xavier	48 41	98	H	Richmond	47 40				

Non-Div I Games:

Fordham

Average RPI Win: 222	WON-LOST	WINNING	LAST 12	STRENGTH OF	OPP. STRENGTH	TEAM	ADJ.	CONF.	ADJ CONF.
Average RPI Loss: 131	RECORD	PCT. RANK	GAMES	SCHEDULE	OF SCHEDULE	RPI	RPI	RPI	RPI
DIV. I ONLY	19- 8	60	10- 2	272	114	96	96	17	17
DIV. I NON-CONF.	7- 5	130	0- 0	292	49	153	153	16	16
TOTALS	RPI 1-25	RPI 26-50	W-L RECORDS	RPI 51-100	RPI 101-150	RPI 150+			
19- 8	0- 1	1- 2	OVERALL	1- 1	2- 1	15- 3			
10- 2	0- 0	0- 1	HOME	1- 0	2- 0	7- 1			
9- 6	0- 1	1- 1	AWAY	0- 1	0- 1	8- 2			
0- 0	0- 0	0- 0	NEUTRAL	0- 0	0- 0	0- 0			
7- 5	0- 1	0- 1	NON-CONFERENCE	0- 0	2- 1	5- 2			
5- 0	0- 0	0- 0	HOME	0- 0	2- 0	3- 0			
2- 5	0- 1	0- 1	AWAY	0- 0	0- 1	2- 2			
0- 0	0- 0	0- 0	NEUTRAL	0- 0	0- 0	0- 0			
12- 3	0- 0	1- 1	CONFERENCE	1- 1	0- 0	10- 1			
5- 2	0- 0	0- 1	HOME	1- 0	0- 0	4- 1			
7- 1	0- 0	1- 0	AWAY	0- 1	0- 0	6- 0			
0- 0	0- 0	0- 0	NEUTRAL	0- 0	0- 0	0- 0			

RPI 1-25				RPI 26-50				RPI 51-100				RPI 101+			
RPI	S	Opponent	Score	RPI	S	Opponent	Score	RPI	S	Opponent	Score	RPI	S	Opponent	Score
3	A	Stanford	61 72	36	A	San Diego St.	80 72	67	A	Wyoming	71 78	108	H	Southern California	65 60
				36	H	San Diego St.	49 74	67	H	Wyoming	61 47	141	H	Cal St. Northridge	68 53
				44	A	Pacific	56 66					145	A	Santa Clara	53 58
												162	H	Washington St.	82 59
												188	A	New Mexico	51 50
												188	H	New Mexico	69 65
												205	A	San Francisco	72 63
												219	A	Portland	69 76
												231	A	Colorado St.	69 58
												231	H	Colorado St.	49 42
												248	A	Oregon	64 65
												267	A	UNLV	72 66
												277	A	Boise St.	83 65
												277	H	Boise St.	70 57
												287	A	Nevada	74 56
												287	H	Nevada	54 60
												293	A	CSU Bakersfield	77 68
												308	H	Texas-Arlington	70 45
												312	H	Grambling	64 52
												321	A	Air Force	80 55
												321	H	Air Force	60 47
LAST 12 Division I GAMES:															
				321	A	Air Force	80 55					36	H	San Diego St.	49 74
				231	H	Colorado St.	49 42					267	A	UNLV	72 66
				277	A	Boise St.	83 65					321	H	Air Force	60 47
				287	H	Nevada	54 60					231	A	Colorado St.	69 58
				67	H	Wyoming	61 47					277	H	Boise St.	70 57
				188	A	New Mexico	51 50					287	A	Nevada	74 56

Non-Div I Games: Cal Maritime 82 43

Fresno St.

Average RPI Win:	242	WON-LOST	WINNING	LAST 12	STRENGTH OF	OPP. STRENGTH	TEAM	ADJ.	CONF.	ADJ CONF.
Average RPI Loss:	155	RECORD	PCT. RANK	GAMES	SCHEDULE	OF SCHEDULE	RPI	RPI	RPI	RPI
DIV. I ONLY	11- 16	220	6- 6	186	249	223	223	21	21	
DIV. I NON-CONF.	3- 5	228	0- 0	97	93	170	170	25	25	
TOTALS	RPI 1-25	RPI 26-50	W-L RECORDS	RPI 51-100	RPI 101-150	RPI 150+				
11- 16	0- 2	0- 2	OVERALL	0- 3	3- 3	8- 6				
7- 5	0- 0	0- 1	HOME	0- 2	3- 1	4- 1				
4- 11	0- 2	0- 1	AWAY	0- 1	0- 2	4- 5				
0- 0	0- 0	0- 0	NEUTRAL	0- 0	0- 0	0- 0				
3- 5	0- 2	0- 0	NON-CONFERENCE	0- 1	2- 0	1- 2				
2- 1	0- 0	0- 0	HOME	0- 1	2- 0	0- 0				
1- 4	0- 2	0- 0	AWAY	0- 0	0- 0	1- 2				
0- 0	0- 0	0- 0	NEUTRAL	0- 0	0- 0	0- 0				
8- 11	0- 0	0- 2	CONFERENCE	0- 2	1- 3	7- 4				
5- 4	0- 0	0- 1	HOME	0- 1	1- 1	4- 1				
3- 7	0- 0	0- 1	AWAY	0- 1	0- 2	3- 3				
0- 0	0- 0	0- 0	NEUTRAL	0- 0	0- 0	0- 0				

RPI 1-25				RPI 26-50				RPI 51-100				RPI 101+ Team's RPI: 223			
RPI	S	Opponent	Score	RPI	S	Opponent	Score	RPI	S	Opponent	Score	RPI	S	Opponent	Score
12	A	South Carolina	35 69	47	A	Chattanooga	40 83	74	H	Arkansas	38 73	106	A	Appalachian St.	58 68
19	A	Georgia	47 83	47	H	Chattanooga	57 60	88	A	Davidson	49 71	106	H	Appalachian St.	52 66
								88	H	Davidson	46 87	134	H	High Point	64 62
												142	H	Mercer	73 64
												144	A	Elon	69 79
												144	H	Elon	74 71
												173	A	Col. of Charleston	80 71
												244	A	Marshall	46 52
												250	A	Samford	33 65
												250	H	Samford	59 55
												254	A	USC Upstate	85 80
												302	A	Troy	96 118
												309	A	Ga. Southern	56 42
												309	H	Ga. Southern	57 48
												316	A	Wofford	57 75
												316	H	Wofford	70 61
												317	A	UNC Greensboro	59 60
												317	H	UNC Greensboro	67 48
												319	A	Western Caro.	46 45
												319	H	Western Caro.	83 88
LAST 12 Division I GAMES:															
316	A	Wofford	57 75	319	A	Western Caro.	46 45	250	H	Samford	59 55				
309	H	Ga. Southern	57 48	47	H	Chattanooga	57 60	173	A	Col. of Charleston	80 71				
144	H	Elon	74 71	316	H	Wofford	70 61	319	H	Western Caro.	83 88				
317	A	UNC Greensboro	59 60												
88	A	Davidson	49 71												
106	A	Appalachian St.	58 68												

Non-Div I Games: Tusculum 68 49

Furman

■ Loss,
 ■ Non-Conf,
 ■ S Site,
 ■ Home
 ■ A Away
 N Neutral

Ga. Southern

Through Games Of Sunday, March 3, 2013

Average RPI Win:	311	WON-LOST	WINNING	LAST 12	STRENGTH OF	OPP. STRENGTH	TEAM	ADJ.	CONF.	ADJ CONF.
Average RPI Loss:	176	RECORD	PCT. RANK	GAMES	SCHEDULE	OF SCHEDULE	RPI	RPI	RPI	RPI
DIV. I ONLY	7- 21	303	5- 7	259	320	309	309	21	21	
DIV. I NON-CONF.	1- 8	319	0- 0	284	338	337	337	25	25	
TOTALS	RPI 1-25	RPI 26-50	W-L RECORDS	RPI 51-100	RPI 101-150	RPI 150+				
7- 21	0- 0	0- 2	OVERALL	0- 3	0- 5	7- 11				
4- 7	0- 0	0- 1	HOME	0- 1	0- 2	4- 3				
2- 13	0- 0	0- 1	AWAY	0- 2	0- 3	2- 7				
1- 1	0- 0	0- 0	NEUTRAL	0- 0	0- 0	1- 1				
1- 8	0- 0	0- 0	NON-CONFERENCE	0- 1	0- 2	1- 5				
0- 2	0- 0	0- 0	HOME	0- 0	0- 1	0- 1				
0- 5	0- 0	0- 0	AWAY	0- 1	0- 1	0- 3				
1- 1	0- 0	0- 0	NEUTRAL	0- 0	0- 0	1- 1				
6- 13	0- 0	0- 2	CONFERENCE	0- 2	0- 3	6- 6				
4- 5	0- 0	0- 1	HOME	0- 1	0- 1	4- 2				
2- 8	0- 0	0- 1	AWAY	0- 1	0- 2	2- 4				
0- 0	0- 0	0- 0	NEUTRAL	0- 0	0- 0	0- 0				

RPI 1-25				RPI 26-50				RPI 51-100				RPI 101+				Team's RPI: 309	
RPI	S	Opponent	Score	RPI	S	Opponent	Score	RPI	S	Opponent	Score	RPI	S	Opponent	Score		
				47	A	Chattanooga	43 75	82	A	James Madison	44 93	105	A	Stetson	39 70		
				47	H	Chattanooga	50 67	88	A	Davidson	49 61	106	A	Appalachian St.	47 79		
								88	H	Davidson	61 73	106	H	Appalachian St.	54 67		
												142	H	Mercer	44 48		
												144	A	Elon	59 70		
												173	A	Col. of Charleston	56 58		
												173	H	Col. of Charleston	60 65		
												211	H	Fla. Atlantic	55 75		
												223	A	Furman	48 57		
												223	H	Furman	42 56		
												250	A	Samford	41 56		
												250	H	Samford	52 51		
												256	A	Georgia St.	48 73		
												271	A	George Mason	53 54		
												314	N	Bethune-Cookman	48 59		
												316	A	Wofford	68 59		
												316	H	Wofford	61 58		
												317	A	UNC Greensboro	63 56		
												317	H	UNC Greensboro	67 53		
												319	A	Western Caro.	52 63		
												319	H	Western Caro.	52 50		
												333	A	Kennesaw St.	39 53		
												339	N	Kent St.	71 47		
LAST 12 Division I GAMES:																	
				317	H	UNC Greensboro	67 53	173	H	Col. of Charleston	60 65						
				223	A	Furman	48 57	106	H	Appalachian St.	54 67						
				316	A	Wofford	68 59	88	H	Davidson	61 73						
				47	H	Chattanooga	50 67	144	A	Elon	59 70						
				250	H	Samford	52 51	317	A	UNC Greensboro	63 56						
				319	A	Western Caro.	52 63	316	H	Wofford	61 58						

Non-Div I Games:

Ga. Southern

■ Loss,
■ Non-Conf,
■ S Site,
■ H Home
■ A Away
N Neutral

Average RPI Win:	288	WON-LOST	WINNING	LAST 12	STRENGTH OF	OPP. STRENGTH	TEAM	ADJ.	CONF.	ADJ CONF.
Average RPI Loss:	191	RECORD	PCT. RANK	GAMES	SCHEDULE	OF SCHEDULE	RPI	RPI	RPI	RPI
DIV. I ONLY	9- 17	259	5- 7	335	325	313	313	27	27	
DIV. I NON-CONF.	4- 3	137	0- 0	344	342	285	285	28	28	
TOTALS	RPI 1-25	RPI 26-50	W-L RECORDS	RPI 51-100	RPI 101-150	RPI 150+				
9- 17	0- 0	0- 0	OVERALL	0- 2	2- 5	7- 10				
5- 8	0- 0	0- 0	HOME	0- 2	2- 1	3- 5				
4- 9	0- 0	0- 0	AWAY	0- 0	0- 4	4- 5				
0- 0	0- 0	0- 0	NEUTRAL	0- 0	0- 0	0- 0				
4- 3	0- 0	0- 0	NON-CONFERENCE	0- 1	0- 1	4- 1				
2- 1	0- 0	0- 0	HOME	0- 1	0- 0	2- 0				
2- 2	0- 0	0- 0	AWAY	0- 0	0- 1	2- 1				
0- 0	0- 0	0- 0	NEUTRAL	0- 0	0- 0	0- 0				
5- 14	0- 0	0- 0	CONFERENCE	0- 1	2- 4	3- 9				
3- 7	0- 0	0- 0	HOME	0- 1	2- 1	1- 5				
2- 7	0- 0	0- 0	AWAY	0- 0	0- 3	2- 4				
0- 0	0- 0	0- 0	NEUTRAL	0- 0	0- 0	0- 0				

RPI 1-25				RPI 26-50				RPI 51-100				RPI 101+				Team's RPI: 313	
RPI	S	Opponent	Score	RPI	S	Opponent	Score	RPI	S	Opponent	Score	RPI	S	Opponent	Score		
								73	H	Liberty	40	55	106	A	Appalachian St.	43	84
								88	H	Davidson	56	59	126	A	Presbyterian	48	57
												126	H	Presbyterian	55	38	
												128	A	Winthrop	54	62	
												128	H	Winthrop	55	60	
												134	A	High Point	42	64	
												134	H	High Point	65	57	
												169	A	Campbell	46	65	
												169	H	Campbell	49	59	
												218	A	Radford	64	70	
												218	H	Radford	69	72	
												243	A	Longwood	75	87	
												243	H	Longwood	62	70	
												280	A	Coastal Caro.	67	70	
												280	H	Coastal Caro.	62	65	
												316	A	Wofford	62	57	
												317	A	UNC Greensboro	49	55	
												325	A	Charleston So.	59	55	
												325	H	Charleston So.	48	55	
												333	A	Kennesaw St.	68	59	
												335	H	Lipscomb	64	40	
												341	H	N.C. Central	54	32	
												342	A	UNC Asheville	58	45	
												342	H	UNC Asheville	73	47	
LAST 12 Division I GAMES:																	
				218	A	Radford	64	70				325	H	Charleston So.	48	55	
				128	A	Winthrop	54	62				126	H	Presbyterian	55	38	
				73	H	Liberty	40	55				342	H	UNC Asheville	73	47	
				134	H	High Point	65	57				325	A	Charleston So.	59	55	
				280	A	Coastal Caro.	67	70				126	A	Presbyterian	48	57	
				169	A	Campbell	46	65				342	A	UNC Asheville	58	45	

Non-Div I Games: Tenn. Temple 86 34 Asbury 76 41 Montreat 84 50

Gardner-Webb

Loss, Non-Conf, S Site, H Home A Away N Neutral

Average RPI Win:	274	WON-LOST	WINNING	LAST 12	STRENGTH OF	OPP. STRENGTH	TEAM	ADJ.	CONF.	ADJ CONF.
Average RPI Loss:	140	RECORD	PCT. RANK	GAMES	SCHEDULE	OF SCHEDULE	RPI	RPI	RPI	RPI
DIV. I ONLY	9- 19	271	3- 9	182	174	271	271	14	14	
DIV. I NON-CONF.	5- 6	190	0- 0	218	270	245	245	15	15	
TOTALS	RPI 1-25	RPI 26-50	W-L RECORDS	RPI 51-100	RPI 101-150	RPI 150+				
9- 19	0- 3	0- 0	OVERALL	0- 4	1- 4	8- 8				
6- 9	0- 1	0- 0	HOME	0- 2	1- 3	5- 3				
2- 10	0- 2	0- 0	AWAY	0- 2	0- 1	2- 5				
1- 0	0- 0	0- 0	NEUTRAL	0- 0	0- 0	1- 0				
5- 6	0- 1	0- 0	NON-CONFERENCE	0- 1	1- 1	4- 3				
4- 2	0- 0	0- 0	HOME	0- 1	1- 1	3- 0				
0- 4	0- 1	0- 0	AWAY	0- 0	0- 0	0- 3				
1- 0	0- 0	0- 0	NEUTRAL	0- 0	0- 0	1- 0				
4- 13	0- 2	0- 0	CONFERENCE	0- 3	0- 3	4- 5				
2- 7	0- 1	0- 0	HOME	0- 1	0- 2	2- 3				
2- 6	0- 1	0- 0	AWAY	0- 2	0- 1	2- 2				
0- 0	0- 0	0- 0	NEUTRAL	0- 0	0- 0	0- 0				

RPI 1-25				RPI 26-50				RPI 51-100				RPI 101+ Team's RPI: 271			
RPI	S	Opponent	Score	RPI	S	Opponent	Score	RPI	S	Opponent	Score	RPI	S	Opponent	Score
10	A	Maryland	40 90					64	H	East Carolina	53 71	117	H	Akron	49 65
17	A	Delaware	27 62					82	A	James Madison	56 67	122	A	Northeastern	63 69
17	H	Delaware	55 69					82	H	James Madison	55 71	122	H	Northeastern	51 60
								86	A	Drexel	46 57	124	H	UAB	58 55
												130	H	Old Dominion	39 53
												157	A	Hofstra	67 72
												157	H	Hofstra	53 67
												164	A	George Washington	52 60
												251	N	Drake	76 70
												256	A	Georgia St.	51 67
												256	H	Georgia St.	52 64
												263	A	New Mexico St.	52 55
												270	A	Towson	65 54
												270	H	Towson	51 53
												286	H	Morgan St.	65 54
												288	H	William & Mary	57 56
												296	A	Oakland	58 62
												299	A	UNC Wilmington	62 52
												299	H	UNC Wilmington	65 53
												309	H	Ga. Southern	54 53
												336	H	UMES	64 38
LAST 12 Division I GAMES:															
				82	A	James Madison	56 67	299	A	UNC Wilmington	62 52				
				299	H	UNC Wilmington	65 53	288	H	William & Mary	57 56				
				256	A	Georgia St.	51 67	130	H	Old Dominion	39 53				
				86	A	Drexel	46 57	157	A	Hofstra	67 72				
				17	H	Delaware	55 69	256	H	Georgia St.	52 64				
				270	H	Towson	51 53	82	H	James Madison	55 71				

Non-Div I Games:

George Mason

■ Loss,
 ■ Non-Conf,
 ■ S Site,
 ■ H Home
 ■ A Away
 N Neutral

Average RPI Win:	224	WON-LOST	WINNING	LAST 12	STRENGTH OF	OPP. STRENGTH	TEAM	ADJ.	CONF.	ADJ CONF.
Average RPI Loss:	90	RECORD	PCT. RANK	GAMES	SCHEDULE	OF SCHEDULE	RPI	RPI	RPI	RPI
DIV. I ONLY	13- 15	180	7- 5	133	87	164	164	9	9	
DIV. I NON-CONF.	6- 8	206	0- 0	179	74	193	193	8	8	
TOTALS	RPI 1-25	RPI 26-50	W-L RECORDS	RPI 51-100	RPI 101-150	RPI 150+				
13- 15	0- 2	0- 2	OVERALL	1- 6	2- 3	10- 2				
9- 4	0- 0	0- 1	HOME	1- 3	2- 0	6- 0				
4- 11	0- 2	0- 1	AWAY	0- 3	0- 3	4- 2				
0- 0	0- 0	0- 0	NEUTRAL	0- 0	0- 0	0- 0				
6- 8	0- 1	0- 1	NON-CONFERENCE	0- 3	1- 3	5- 0				
4- 2	0- 0	0- 0	HOME	0- 2	1- 0	3- 0				
2- 6	0- 1	0- 1	AWAY	0- 1	0- 3	2- 0				
0- 0	0- 0	0- 0	NEUTRAL	0- 0	0- 0	0- 0				
7- 7	0- 1	0- 1	CONFERENCE	1- 3	1- 0	5- 2				
5- 2	0- 0	0- 1	HOME	1- 1	1- 0	3- 0				
2- 5	0- 1	0- 0	AWAY	0- 2	0- 0	2- 2				
0- 0	0- 0	0- 0	NEUTRAL	0- 0	0- 0	0- 0				

RPI 1-25				RPI 26-50				RPI 51-100				RPI 101+ Team's RPI: 164			
RPI	S	Opponent	Score	RPI	S	Opponent	Score	RPI	S	Opponent	Score	RPI	S	Opponent	Score
8	A	California	43 70	35	H	Duquesne	59 63	53	A	Charlotte	56 68	104	H	Butler	77 60
11	A	Dayton	52 80	43	A	St. Mary's (CA)	49 79	54	H	Saint Joseph's	67 80	115	A	American	54 57
								58	H	Georgetown	54 70	116	A	N.C. A&T	56 67
								69	A	Fordham	56 66	133	A	Virginia Tech	31 50
								72	A	Rutgers	52 56	148	H	Howard	61 60
								91	H	Auburn	59 69	202	A	Xavier	62 65
								98	H	Richmond	57 54	209	A	La Salle	74 57
												210	H	Saint Louis	68 55
												216	H	St. Bonaventure	57 52
												221	A	VCU	79 68
												254	A	USC Upstate	48 37
												271	H	George Mason	60 52
												286	A	Morgan St.	75 40
												288	H	William & Mary	58 51
												297	A	Massachusetts	58 62
												303	H	Rhode Island	57 43
												308	H	Texas-Arlington	80 47
LAST 12 Division I GAMES:															
210	H	Saint Louis	68 55	98	H	Richmond	57 54								
202	A	Xavier	62 65	209	A	La Salle	74 57								
216	H	St. Bonaventure	57 52	35	H	Duquesne	59 63								
53	A	Charlotte	56 68	303	H	Rhode Island	57 43								
69	A	Fordham	56 66	11	A	Dayton	52 80								
104	H	Butler	77 60	221	A	VCU	79 68								

Non-Div I Games:

George Washington

■ Loss,
 ■ Non-Conf,
 ■ S Site,
 ■ H Home
 ■ A Away
 N Neutral

Average RPI Win:	167	WON-LOST	WINNING	LAST 12	STRENGTH OF	OPP. STRENGTH	TEAM	ADJ.	CONF.	ADJ CONF.
Average RPI Loss:	30	RECORD	PCT. RANK	GAMES	SCHEDULE	OF SCHEDULE	RPI	RPI	RPI	RPI
DIV. I ONLY	14- 14	158	4- 8	12	36	58	58	4	4	
DIV. I NON-CONF.	9- 4	75	0- 0	12	34	21	21	3	3	
TOTALS	RPI 1-25	RPI 26-50	W-L RECORDS	RPI 51-100	RPI 101-150	RPI 150+				
14- 14	1- 8	1- 3	OVERALL	1- 3	0- 0	11- 0				
8- 5	0- 2	1- 1	HOME	1- 2	0- 0	6- 0				
5- 9	1- 6	0- 2	AWAY	0- 1	0- 0	4- 0				
1- 0	0- 0	0- 0	NEUTRAL	0- 0	0- 0	1- 0				
9- 4	1- 3	1- 0	NON-CONFERENCE	1- 1	0- 0	6- 0				
5- 1	0- 0	1- 0	HOME	1- 1	0- 0	3- 0				
3- 3	1- 3	0- 0	AWAY	0- 0	0- 0	2- 0				
1- 0	0- 0	0- 0	NEUTRAL	0- 0	0- 0	1- 0				
5- 10	0- 5	0- 3	CONFERENCE	0- 2	0- 0	5- 0				
3- 4	0- 2	0- 1	HOME	0- 1	0- 0	3- 0				
2- 6	0- 3	0- 2	AWAY	0- 1	0- 0	2- 0				
0- 0	0- 0	0- 0	NEUTRAL	0- 0	0- 0	0- 0				

RPI 1-25				RPI 26-50				RPI 51-100				Team's RPI: 58	RPI 101+			
RPI	S	Opponent	Score	RPI	S	Opponent	Score	RPI	S	Opponent	Score		RPI	S	Opponent	Score
2	H	Connecticut	48 75	34	H	LSU	71 69	57	H	Marquette	48 51		153	H	Temple	66 58
4	A	Notre Dame	64 79	38	A	St. John's (NY)	72 76	62	H	South Dakota St.	58 64		161	H	Cincinnati	54 52
5	A	Penn St.	74 97	46	A	Syracuse	56 86	72	A	Rutgers	47 55		164	A	George Washington	70 54
8	A	California	56 72	46	H	Syracuse	60 69	94	H	Sacred Heart	90 63		181	H	Yale	90 67
14	A	North Carolina	48 63										194	A	Monmouth	61 48
17	A	Delaware	62 56										197	A	Providence	79 64
22	A	Louisville	60 74										203	H	Seton Hall	70 50
23	A	DePaul	55 75										209	H	La Salle	69 61
24	H	Villanova	44 57										225	A	Pittsburgh	72 70
													225	H	Pittsburgh	69 57
													281	N	Cal St. Fullerton	53 51
LAST 12 Division I GAMES:																
				57	H	Marquette	48 51	22	A	Louisville	60 74					
				23	A	DePaul	55 75	161	H	Cincinnati	54 52					
				225	A	Pittsburgh	72 70	225	H	Pittsburgh	69 57					
				24	H	Villanova	44 57	72	A	Rutgers	47 55					
				46	H	Syracuse	60 69	203	H	Seton Hall	70 50					
				38	A	St. John's (NY)	72 76	4	A	Notre Dame	64 79					

Average RPI Win: 139		WON-LOST	WINNING	LAST 12	STRENGTH OF		OPP. STRENGTH	TEAM	ADJ.	CONF.	ADJ CONF.
Average RPI Loss: 61		RECORD	PCT. RANK	GAMES	SCHEDULE		OF SCHEDULE	RPI	RPI	RPI	RPI
DIV. I ONLY		24- 5	19	9- 3	63		57	19	19	3	3
DIV. I NON-CONF.		12- 1	4	0- 0	214		139	38	38	6	6
TOTALS		RPI 1-25	RPI 26-50		W-L RECORDS		RPI 51-100	RPI 101-150		RPI 150+	
24- 5		2- 2	1- 1		OVERALL		8- 1	3- 0		10- 1	
15- 1		1- 1	1- 0		HOME		5- 0	3- 0		5- 0	
8- 4		1- 1	0- 1		AWAY		3- 1	0- 0		4- 1	
1- 0		0- 0	0- 0		NEUTRAL		0- 0	0- 0		1- 0	
12- 1		0- 0	0- 0		NON-CONFERENCE		2- 1	3- 0		7- 0	
8- 0		0- 0	0- 0		HOME		1- 0	3- 0		4- 0	
3- 1		0- 0	0- 0		AWAY		1- 1	0- 0		2- 0	
1- 0		0- 0	0- 0		NEUTRAL		0- 0	0- 0		1- 0	
12- 4		2- 2	1- 1		CONFERENCE		6- 0	0- 0		3- 1	
7- 1		1- 1	1- 0		HOME		4- 0	0- 0		1- 0	
5- 3		1- 1	0- 1		AWAY		2- 0	0- 0		2- 1	
0- 0		0- 0	0- 0		NEUTRAL		0- 0	0- 0		0- 0	

RPI	S	Opponent	Score	RPI	S	Opponent	Score	RPI	S	Opponent	Score	RPI	S	Opponent	Score
7	A	Tennessee	66 79	30	H	Vanderbilt	55 50	63	A	Illinois	59 70	119	H	South Carolina St.	62 46
9	A	Kentucky	75 71	34	A	LSU	54 62	72	H	Rutgers	57 51	126	H	Presbyterian	66 38
12	H	South Carolina	42 40					74	A	Arkansas	57 53	142	H	Mercer	80 38
16	H	Texas A&M	46 64					74	H	Arkansas	66 34	176	A	TCU	72 59
								80	A	Florida	62 57	178	A	Alabama	95 83
								80	H	Florida	69 52	178	H	Alabama	65 59
								89	A	Georgia Tech	60 50	185	A	Mississippi St.	38 50
								91	H	Auburn	61 58	188	A	New Mexico	72 42
								92	H	Missouri	77 46	195	H	Belmont	70 38
												216	N	St. Bonaventure	84 48
												223	H	Furman	83 47
												238	A	Ole Miss	73 54
												327	H	Savannah St.	94 57
												335	H	Lipscomb	93 42
LAST 12 Division I GAMES:															
30	H	Vanderbilt	55 50	91	H	Auburn	61 58								
185	A	Mississippi St.	38 50	9	A	Kentucky	75 71								
238	A	Ole Miss	73 54	178	H	Alabama	65 59								
74	H	Arkansas	66 34	80	H	Florida	69 52								
80	A	Florida	62 57	16	H	Texas A&M	46 64								
34	A	LSU	54 62	74	A	Arkansas	57 53								

Non-Div I Games:

Georgia

Average RPI Win:	280	WON-LOST	WINNING	LAST 12	STRENGTH OF	OPP. STRENGTH	TEAM	ADJ.	CONF.	ADJ CONF.
Average RPI Loss:	133	RECORD	PCT. RANK	GAMES	SCHEDULE	OF SCHEDULE	RPI	RPI	RPI	RPI
DIV. I ONLY	13- 15	180	4- 8	269	208	256	256	14	14	
DIV. I NON-CONF.	8- 3	61	0- 0	312	327	191	191	15	15	
TOTALS	RPI 1-25	RPI 26-50	W-L RECORDS	RPI 51-100	RPI 101-150	RPI 150+				
13- 15	0- 1	0- 1	OVERALL	0- 4	1- 4	12- 5				
10- 7	0- 1	0- 1	HOME	0- 2	0- 2	10- 1				
3- 8	0- 0	0- 0	AWAY	0- 2	1- 2	2- 4				
0- 0	0- 0	0- 0	NEUTRAL	0- 0	0- 0	0- 0				
8- 3	0- 0	0- 1	NON-CONFERENCE	0- 1	1- 0	7- 1				
7- 1	0- 0	0- 1	HOME	0- 0	0- 0	7- 0				
1- 2	0- 0	0- 0	AWAY	0- 1	1- 0	0- 1				
0- 0	0- 0	0- 0	NEUTRAL	0- 0	0- 0	0- 0				
5- 12	0- 1	0- 0	CONFERENCE	0- 3	0- 4	5- 4				
3- 6	0- 1	0- 0	HOME	0- 2	0- 2	3- 1				
2- 6	0- 0	0- 0	AWAY	0- 1	0- 2	2- 3				
0- 0	0- 0	0- 0	NEUTRAL	0- 0	0- 0	0- 0				

RPI 1-25				RPI 26-50				RPI 51-100				RPI 101+ Team's RPI: 256			
RPI	S	Opponent	Score	RPI	S	Opponent	Score	RPI	S	Opponent	Score	RPI	S	Opponent	Score
17	H	Delaware	38 70	45	H	Toledo	43 46	80	A	Florida	65 84	122	A	Northeastern	50 65
								82	H	James Madison	49 65	122	H	Northeastern	55 68
								86	A	Drexel	55 79	130	A	Old Dominion	45 68
								86	H	Drexel	49 58	130	H	Old Dominion	66 72
												136	A	UCF	64 50
												157	A	Hofstra	63 64
												157	H	Hofstra	59 72
												195	A	Belmont	62 85
												241	H	Mississippi Val.	76 60
												270	A	Towson	56 49
												270	H	Towson	66 44
												271	A	George Mason	64 52
												271	H	George Mason	67 51
												282	H	Florida A&M	77 58
												288	A	William & Mary	73 79
												288	H	William & Mary	57 52
												299	A	UNC Wilmington	83 84
												305	H	Morehead St.	61 47
												309	H	Ga. Southern	73 48
												319	H	Western Caro.	64 45
												333	H	Kennesaw St.	63 42
												343	H	Jacksonville St.	79 50
LAST 12 Division I GAMES:															
86	H	Drexel	49 58	157	H	Hofstra	59 72								
288	A	William & Mary	73 79	288	H	William & Mary	57 52								
271	H	George Mason	67 51	86	A	Drexel	55 79								
122	A	Northeastern	50 65	17	H	Delaware	38 70								
299	A	UNC Wilmington	83 84	271	A	George Mason	64 52								
270	H	Towson	66 44	130	A	Old Dominion	45 68								

Non-Div I Games:

Georgia St.

■ Loss,
 ■ Non-Conf, S Site,
 ■ Home
 ■ Away
 N Neutral

Average RPI Win:	155	WON-LOST	WINNING	LAST 12	STRENGTH OF	OPP. STRENGTH	TEAM	ADJ.	CONF.	ADJ CONF.
Average RPI Loss:	46	RECORD	PCT. RANK	GAMES	SCHEDULE	OF SCHEDULE	RPI	RPI	RPI	RPI
DIV. I ONLY	14- 15	169	6- 6	32	43	89	89	5	5	
DIV. I NON-CONF.	7- 4	103	0- 0	35	66	70	70	4	4	
TOTALS	RPI 1-25	RPI 26-50	W-L RECORDS	RPI 51-100	RPI 101-150	RPI 150+				
14- 15	0- 9	2- 2	OVERALL	3- 1	2- 3	7- 0				
7- 8	0- 5	1- 0	HOME	2- 1	0- 2	4- 0				
5- 6	0- 4	0- 1	AWAY	1- 0	2- 1	2- 0				
2- 1	0- 0	1- 1	NEUTRAL	0- 0	0- 0	1- 0				
7- 4	0- 3	1- 1	NON-CONFERENCE	2- 0	1- 0	3- 0				
4- 2	0- 2	0- 0	HOME	2- 0	0- 0	2- 0				
1- 1	0- 1	0- 0	AWAY	0- 0	1- 0	0- 0				
2- 1	0- 0	1- 1	NEUTRAL	0- 0	0- 0	1- 0				
7- 11	0- 6	1- 1	CONFERENCE	1- 1	1- 3	4- 0				
3- 6	0- 3	1- 0	HOME	0- 1	0- 2	2- 0				
4- 5	0- 3	0- 1	AWAY	1- 0	1- 1	2- 0				
0- 0	0- 0	0- 0	NEUTRAL	0- 0	0- 0	0- 0				

RPI 1-25				RPI 26-50				RPI 51-100				RPI 101+			
RPI	S	Opponent	Score	RPI	S	Opponent	Score	RPI	S	Opponent	Score	RPI	S	Opponent	Score
6	A	Duke	52 85	42	N	Quinnipiac	74 57	57	H	Marquette	76 72	109	A	North Carolina St.	79 70
7	H	Tennessee	54 71	46	N	Syracuse	72 75	83	H	Washington	52 44	109	H	North Carolina St.	66 78
10	H	Maryland	57 66	50	A	Miami (FL)	65 71	90	A	Virginia	65 62	112	A	FIU	65 63
14	A	North Carolina	58 79	50	H	Miami (FL)	68 64	90	H	Virginia	51 62	131	A	Boston College	68 74
14	H	North Carolina	58 60									133	H	Virginia Tech	61 63
18	A	Purdue	73 85									174	A	Wake Forest	82 64
19	H	Georgia	50 60									174	H	Wake Forest	89 82
20	A	Florida St.	71 76									186	A	Clemson	81 59
20	H	Florida St.	78 85									186	H	Clemson	74 48
												237	N	Milwaukee	66 57
												333	H	Kennesaw St.	80 51
												338	H	Alcorn	76 49
LAST 12 Division I GAMES:															
131	A	Boston College	68 74	133	H	Virginia Tech	61 63								
186	H	Clemson	74 48	90	A	Virginia	65 62								
50	H	Miami (FL)	68 64	174	H	Wake Forest	89 82								
174	A	Wake Forest	82 64	109	H	North Carolina St.	66 78								
109	A	North Carolina St.	79 70	20	A	Florida St.	71 76								
14	H	North Carolina	58 60	10	H	Maryland	57 66								

Non-Div I Games:

Georgia Tech

■ Loss,
■ Non-Conf,
■ S Site,
■ H Home
■ A Away
N Neutral

Gonzaga

Through Games Of Sunday, March 3, 2013

Average RPI Win: 162	WON-LOST	WINNING	LAST 12	STRENGTH OF	OPP. STRENGTH	TEAM	ADJ.	CONF.	ADJ CONF.
Average RPI Loss: 58	RECORD	PCT. RANK	GAMES	SCHEDULE	OF SCHEDULE	RPI	RPI	RPI	RPI
DIV. I ONLY	25- 5	18	12- 0	120	76	39	39	7	7
DIV. I NON-CONF.	10- 4	70	0- 0	132	32	82	82	7	7
TOTALS	RPI 1-25	RPI 26-50	W-L RECORDS	RPI 51-100	RPI 101-150	RPI 150+			
25- 5	0- 2	1- 1	OVERALL	5- 1	5- 0	14- 1			
13- 3	0- 1	1- 0	HOME	3- 1	2- 0	7- 1			
10- 1	0- 0	0- 1	AWAY	2- 0	2- 0	6- 0			
2- 1	0- 1	0- 0	NEUTRAL	0- 0	1- 0	1- 0			
10- 4	0- 2	0- 0	NON-CONFERENCE	1- 1	3- 0	6- 1			
5- 3	0- 1	0- 0	HOME	1- 1	1- 0	3- 1			
3- 0	0- 0	0- 0	AWAY	0- 0	1- 0	2- 0			
2- 1	0- 1	0- 0	NEUTRAL	0- 0	1- 0	1- 0			
15- 1	0- 0	1- 1	CONFERENCE	4- 0	2- 0	8- 0			
8- 0	0- 0	1- 0	HOME	2- 0	1- 0	4- 0			
7- 1	0- 0	0- 1	AWAY	2- 0	1- 0	4- 0			
0- 0	0- 0	0- 0	NEUTRAL	0- 0	0- 0	0- 0			

RPI 1-25				RPI 26-50				Team's RPI: 39		RPI 51-100				RPI 101+			
RPI	S	Opponent	Score	RPI	S	Opponent	Score			RPI	S	Opponent	Score	RPI	S	Opponent	Score
3	H	Stanford	41 69	43	A	St. Mary's (CA)	51 54			61	H	Ohio St.	60 65	108	A	Southern California	63 52
22	N	Louisville	42 55	43	H	St. Mary's (CA)	69 54			77	A	San Diego	62 50	128	N	Winthrop	80 66
										77	H	San Diego	77 57	129	H	Wisconsin	62 53
										79	A	BYU	66 55	145	A	Santa Clara	70 55
										79	H	BYU	74 59	145	H	Santa Clara	79 50
										97	H	Eastern Wash.	65 50	154	N	Missouri St.	80 66
														162	H	Washington St.	51 57
														163	H	Idaho	97 62
														179	A	Loyola Marymount	70 56
														179	H	Loyola Marymount	79 57
														194	H	Monmouth	77 51
														205	A	San Francisco	84 46
														205	H	San Francisco	101 65
														214	A	Portland St.	54 40
														219	A	Portland	82 51
														219	H	Portland	59 56
														224	A	UC Riverside	60 53
														258	A	Pepperdine	80 46
														258	H	Pepperdine	81 52
														281	H	Cal St. Fullerton	83 44
LAST 12 Division I GAMES:																	
				219	H	Portland	59 56			205	A	San Francisco	84 46				
				79	A	BYU	66 55			258	H	Pepperdine	81 52				
				145	A	Santa Clara	70 55			179	H	Loyola Marymount	79 57				
				205	H	San Francisco	101 65			258	A	Pepperdine	80 46				
				43	H	St. Mary's (CA)	69 54			77	A	San Diego	62 50				
				179	A	Loyola Marymount	70 56			79	H	BYU	74 59				

Non-Div I Games:

Gonzaga

■ Loss,
 ■ Non-Conf, S Site,
 ■ Home
 ■ Away
 N Neutral

Average RPI Win:	305	WON-LOST	WINNING	LAST 12	STRENGTH OF	OPP. STRENGTH	TEAM	ADJ.	CONF.	ADJ CONF.
Average RPI Loss:	176	RECORD	PCT. RANK	GAMES	SCHEDULE	OF SCHEDULE	RPI	RPI	RPI	RPI
DIV. I ONLY	8- 22	300	6- 6	281	317	312	312	32	32	
DIV. I NON-CONF.	2- 10	311	1- 0	66	39	248	248	31	31	
TOTALS	RPI 1-25	RPI 26-50	W-L RECORDS	RPI 51-100	RPI 101-150	RPI 150+				
8- 22	0- 2	0- 1	OVERALL	0- 4	0- 3	8- 12				
6- 6	0- 0	0- 0	HOME	0- 0	0- 1	6- 5				
2- 15	0- 2	0- 1	AWAY	0- 4	0- 1	2- 7				
0- 1	0- 0	0- 0	NEUTRAL	0- 0	0- 1	0- 0				
2- 10	0- 2	0- 1	NON-CONFERENCE	0- 4	0- 3	2- 0				
2- 1	0- 0	0- 0	HOME	0- 0	0- 1	2- 0				
0- 8	0- 2	0- 1	AWAY	0- 4	0- 1	0- 0				
0- 1	0- 0	0- 0	NEUTRAL	0- 0	0- 1	0- 0				
6- 12	0- 0	0- 0	CONFERENCE	0- 0	0- 0	6- 12				
4- 5	0- 0	0- 0	HOME	0- 0	0- 0	4- 5				
2- 7	0- 0	0- 0	AWAY	0- 0	0- 0	2- 7				
0- 0	0- 0	0- 0	NEUTRAL	0- 0	0- 0	0- 0				

RPI 1-25				RPI 26-50				RPI 51-100				RPI 101+ Team's RPI: 312			
RPI	S	Opponent	Score	RPI	S	Opponent	Score	RPI	S	Opponent	Score	RPI	S	Opponent	Score
15	A	Nebraska	39 84	34	A	LSU	59 90	52	A	Kansas	47 101	110	A	Memphis	42 92
20	A	Florida St.	60 96					65	A	Wichita St.	44 62	111	N	Sam Houston St.	55 73
								73	A	Liberty	50 81	146	H	Tulsa	62 75
								96	A	Fresno St.	52 64	177	A	Texas Southern	64 91
												177	H	Texas Southern	58 59
												196	H	Stephen F. Austin	64 63
												228	A	Prairie View	59 78
												228	H	Prairie View	49 83
												241	A	Mississippi Val.	64 84
												241	H	Mississippi Val.	48 50
												276	A	Southern U.	81 83
												276	H	Southern U.	92 76
												307	A	Jackson St.	67 71
												307	H	Jackson St.	54 61
												310	A	Alabama A&M	56 78
												310	H	Alabama A&M	70 67
												324	A	Ark.-Pine Bluff	62 60
												324	H	Ark.-Pine Bluff	67 62
												329	A	Alabama St.	60 68
												329	H	Alabama St.	68 64
												338	A	Alcorn	57 46
												338	H	Alcorn	58 71
												345	H	New Orleans	76 44
LAST 12 Division I GAMES:															
329	H	Alabama St.	68 64	228	H	Prairie View	49 83								
310	H	Alabama A&M	70 67	338	A	Alcorn	57 46								
241	A	Mississippi Val.	64 84	276	A	Southern U.	81 83								
324	A	Ark.-Pine Bluff	62 60	241	H	Mississippi Val.	48 50								
307	A	Jackson St.	67 71	324	H	Ark.-Pine Bluff	67 62								
177	H	Texas Southern	58 59	345	H	New Orleans	76 44								

Non-Div I Games:

Grambling

■ Loss,
 ■ Non-Conf,
 ■ S Site,
 ■ Home
 ■ A Away
 N Neutral

Average RPI Win:	168	WON-LOST	WINNING	LAST 12	STRENGTH OF	OPP. STRENGTH	TEAM	ADJ.	CONF.	ADJ CONF.
Average RPI Loss:	79	RECORD	PCT. RANK	GAMES	SCHEDULE	OF SCHEDULE	RPI	RPI	RPI	RPI
DIV. I ONLY	23- 2	10	12- 0	136	94	21	21	13	13	
DIV. I NON-CONF.	9- 2	34	0- 0	111	11	24	24	12	12	
TOTALS	RPI 1-25	RPI 26-50	W-L RECORDS	RPI 51-100	RPI 101-150	RPI 150+				
23- 2	0- 0	0- 0	OVERALL	7- 2	4- 0	12- 0				
11- 0	0- 0	0- 0	HOME	2- 0	2- 0	7- 0				
10- 1	0- 0	0- 0	AWAY	3- 1	2- 0	5- 0				
2- 1	0- 0	0- 0	NEUTRAL	2- 1	0- 0	0- 0				
9- 2	0- 0	0- 0	NON-CONFERENCE	5- 2	2- 0	2- 0				
4- 0	0- 0	0- 0	HOME	1- 0	1- 0	2- 0				
3- 1	0- 0	0- 0	AWAY	2- 1	1- 0	0- 0				
2- 1	0- 0	0- 0	NEUTRAL	2- 1	0- 0	0- 0				
14- 0	0- 0	0- 0	CONFERENCE	2- 0	2- 0	10- 0				
7- 0	0- 0	0- 0	HOME	1- 0	1- 0	5- 0				
7- 0	0- 0	0- 0	AWAY	1- 0	1- 0	5- 0				
0- 0	0- 0	0- 0	NEUTRAL	0- 0	0- 0	0- 0				

RPI 1-25				Team's RPI: 21		RPI 26-50				RPI 51-100				RPI 101+			
RPI	S	Opponent	Score	RPI	S	Opponent	Score	RPI	S	Opponent	Score	RPI	S	Opponent	Score		
								57	A	Marquette	55 46	123	A	Detroit	71 63		
								60	A	Youngstown St.	59 41	123	H	Detroit	62 31		
								60	H	Youngstown St.	60 46	129	H	Wisconsin	53 38		
								65	A	Wichita St.	63 42	150	A	UNI	54 53		
								76	A	Central Mich.	50 54	199	A	Wright St.	70 48		
								76	H	Central Mich.	75 48	199	H	Wright St.	71 44		
								82	N	James Madison	86 89	208	A	Loyola Chicago	65 62		
								92	N	Missouri	55 33	216	H	St. Bonaventure	61 42		
								98	N	Richmond	79 48	235	A	Cleveland St.	52 49		
												235	H	Cleveland St.	88 51		
												237	H	Milwaukee	64 49		
												249	A	Valparaiso	78 55		
												249	H	Valparaiso	80 38		
												262	H	North Dakota St.	72 37		
												273	A	Ill.-Chicago	67 36		
												273	H	Ill.-Chicago	99 53		
LAST 12 Division I GAMES:																	
				273	A	Ill.-Chicago	67 36					208	A	Loyola Chicago	65 62		
				123	A	Detroit	71 63					273	H	Ill.-Chicago	99 53		
				249	H	Valparaiso	80 38					199	A	Wright St.	70 48		
				60	H	Youngstown St.	60 46					249	A	Valparaiso	78 55		
				235	H	Cleveland St.	88 51					60	A	Youngstown St.	59 41		
				237	H	Milwaukee	64 49					235	A	Cleveland St.	52 49		

Non-Div I Games: Indianapolis 64 52

Green Bay

Loss, Non-Conf, S Site, H Home A Away N Neutral

Average RPI Win:	239	WON-LOST	WINNING	LAST 12	STRENGTH OF	OPP. STRENGTH	TEAM	ADJ.	CONF.	ADJ CONF.
Average RPI Loss:	89	RECORD	PCT. RANK	GAMES	SCHEDULE	OF SCHEDULE	RPI	RPI	RPI	RPI
DIV. I ONLY	23- 5	22	12- 0	312	177	87	87	30	30	
DIV. I NON-CONF.	9- 5	98	0- 0	240	31	108	108	30	30	
TOTALS	RPI 1-25	RPI 26-50	W-L RECORDS	RPI 51-100	RPI 101-150	RPI 150+				
23- 5	0- 2	1- 1	OVERALL	0- 0	5- 1	17- 1				
9- 0	0- 0	1- 0	HOME	0- 0	2- 0	6- 0				
13- 1	0- 0	0- 0	AWAY	0- 0	3- 1	10- 0				
1- 4	0- 2	0- 1	NEUTRAL	0- 0	0- 0	1- 1				
9- 5	0- 2	1- 1	NON-CONFERENCE	0- 0	2- 1	6- 1				
3- 0	0- 0	1- 0	HOME	0- 0	1- 0	1- 0				
5- 1	0- 0	0- 0	AWAY	0- 0	1- 1	4- 0				
1- 4	0- 2	0- 1	NEUTRAL	0- 0	0- 0	1- 1				
14- 0	0- 0	0- 0	CONFERENCE	0- 0	3- 0	11- 0				
6- 0	0- 0	0- 0	HOME	0- 0	1- 0	5- 0				
8- 0	0- 0	0- 0	AWAY	0- 0	2- 0	6- 0				
0- 0	0- 0	0- 0	NEUTRAL	0- 0	0- 0	0- 0				

RPI 1-25				RPI 26-50				RPI 51-100				Team's RPI: 87		RPI 101+				
RPI	S	Opponent	Score	RPI	S	Opponent	Score	RPI	S	Opponent	Score			RPI	S	Opponent	Score	
12	N	South Carolina	34 45	34	H	LSU	67 58							115	A	American	61 58	
23	N	DePaul	67 68	49	N	FGCU	59 70							119	A	South Carolina St.	59 46	
														131	H	Boston College	60 57	
														133	A	Virginia Tech	45 55	
														148	A	Howard	52 50	
														148	H	Howard	67 45	
														185	A	Mississippi St.	56 48	
														193	A	Southern Miss.	78 41	
														217	N	Evansville	64 45	
														228	N	Prairie View	42 49	
														242	A	Coppin St.	68 59	
														242	H	Coppin St.	58 50	
														282	H	Florida A&M	59 39	
														285	A	UMBC	81 36	
														286	A	Morgan St.	81 60	
														286	H	Morgan St.	66 60	
														290	A	Delaware St.	49 41	
														290	H	Delaware St.	75 56	
														327	A	Savannah St.	70 40	
														331	A	Saint Peter's	62 40	
														332	A	Norfolk St.	76 41	
														332	H	Norfolk St.	83 42	
														336	A	UMES	78 47	
														340	H	Chicago St.	87 35	

Average RPI Win:	236	WON-LOST	WINNING	LAST 12	STRENGTH OF	OPP. STRENGTH	TEAM	ADJ.	CONF.	ADJ CONF.
Average RPI Loss:	89	RECORD	PCT. RANK	GAMES	SCHEDULE	OF SCHEDULE	RPI	RPI	RPI	RPI
DIV. I ONLY	19- 10	81	8- 4	162	154	101	101	23	23	
DIV. I NON-CONF.	9- 4	75	0- 0	88	18	61	61	24	24	
TOTALS	RPI 1-25	RPI 26-50	W-L RECORDS	RPI 51-100	RPI 101-150	RPI 150+				
19- 10	0- 2	2- 2	OVERALL	1- 4	0- 0	16- 2				
11- 4	0- 1	2- 1	HOME	1- 2	0- 0	8- 0				
7- 6	0- 1	0- 1	AWAY	0- 2	0- 0	7- 2				
1- 0	0- 0	0- 0	NEUTRAL	0- 0	0- 0	1- 0				
9- 4	0- 2	2- 2	NON-CONFERENCE	1- 0	0- 0	6- 0				
5- 2	0- 1	2- 1	HOME	1- 0	0- 0	2- 0				
3- 2	0- 1	0- 1	AWAY	0- 0	0- 0	3- 0				
1- 0	0- 0	0- 0	NEUTRAL	0- 0	0- 0	1- 0				
10- 6	0- 0	0- 0	CONFERENCE	0- 4	0- 0	10- 2				
6- 2	0- 0	0- 0	HOME	0- 2	0- 0	6- 0				
4- 4	0- 0	0- 0	AWAY	0- 2	0- 0	4- 2				
0- 0	0- 0	0- 0	NEUTRAL	0- 0	0- 0	0- 0				

RPI 1-25				RPI 26-50				RPI 51-100				RPI 101+ Team's RPI: 101			
RPI	S	Opponent	Score	RPI	S	Opponent	Score	RPI	S	Opponent	Score	RPI	S	Opponent	Score
2	H	Connecticut	45 102	30	A	Vanderbilt	45 67	56	A	Boston U.	40 42	197	H	Providence	66 39
10	A	Maryland	40 72	38	H	St. John's (NY)	54 66	56	H	Boston U.	39 45	206	A	Central Conn. St.	76 62
				42	H	Quinnipiac	67 61	66	A	Albany (NY)	48 55	215	A	Stony Brook	60 44
				48	H	Marist	64 53	66	H	Albany (NY)	55 69	215	H	Stony Brook	59 43
								98	H	Richmond	59 54	220	H	Loyola Maryland	64 50
												227	A	Dartmouth	67 52
												257	A	New Hampshire	49 51
												257	H	New Hampshire	63 56
												285	A	UMBC	69 62
												285	H	UMBC	51 44
												297	A	Massachusetts	71 65
												298	A	Vermont	60 51
												298	H	Vermont	59 33
												311	A	Binghamton	44 46
												311	H	Binghamton	65 50
												326	A	Maine	52 37
												326	H	Maine	82 56
												336	N	UMES	53 38
LAST 12 Division I GAMES:															
298	H	Vermont	59 33	311	H	Binghamton	65 50								
285	A	UMBC	69 62	56	A	Boston U.	40 42								
257	A	New Hampshire	49 51	298	A	Vermont	60 51								
66	H	Albany (NY)	55 69	257	H	New Hampshire	63 56								
326	H	Maine	82 56	66	A	Albany (NY)	48 55								
215	A	Stony Brook	60 44	285	H	UMBC	51 44								

Non-Div I Games:

Hartford

■ Loss,
 ■ Non-Conf, S Site,
 ■ Home
 ■ Away
 N Neutral

Average RPI Win:	211	WON-LOST	WINNING	LAST 12	STRENGTH OF	OPP. STRENGTH	TEAM	ADJ.	CONF.	ADJ CONF.
Average RPI Loss:	110	RECORD	PCT. RANK	GAMES	SCHEDULE	OF SCHEDULE	RPI	RPI	RPI	RPI
DIV. I ONLY	17- 8	73	9- 3	198	122	85	85	19	19	
DIV. I NON-CONF.	9- 5	98	1- 0	209	60	91	91	19	19	
TOTALS	RPI 1-25	RPI 26-50	W-L RECORDS	RPI 51-100	RPI 101-150	RPI 150+				
17- 8	0- 0	1- 3	OVERALL	1- 2	0- 0	15- 3				
10- 0	0- 0	1- 0	HOME	1- 0	0- 0	8- 0				
7- 6	0- 0	0- 2	AWAY	0- 1	0- 0	7- 3				
0- 2	0- 0	0- 1	NEUTRAL	0- 1	0- 0	0- 0				
9- 5	0- 0	0- 2	NON-CONFERENCE	1- 2	0- 0	8- 1				
4- 0	0- 0	0- 0	HOME	1- 0	0- 0	3- 0				
5- 3	0- 0	0- 1	AWAY	0- 1	0- 0	5- 1				
0- 2	0- 0	0- 1	NEUTRAL	0- 1	0- 0	0- 0				
8- 3	0- 0	1- 1	CONFERENCE	0- 0	0- 0	7- 2				
6- 0	0- 0	1- 0	HOME	0- 0	0- 0	5- 0				
2- 3	0- 0	0- 1	AWAY	0- 0	0- 0	2- 2				
0- 0	0- 0	0- 0	NEUTRAL	0- 0	0- 0	0- 0				

RPI S	Opponent	Score	RPI S	Opponent	Score	RPI S	Opponent	Score	RPI S	Opponent	Score
28	A Princeton	51 67	28	H Princeton	58 55	55	N SMU	73 88	152	A Holy Cross	80 62
31	A Michigan	61 72	40	N Oklahoma St.	62 92	56	A Boston U.	61 68	157	A Hofstra	70 67
						79	H BYU	71 65	181	A Yale	67 54
									181	H Yale	69 66
									182	A Penn	72 77
									182	H Penn	67 54
									197	H Providence	73 59
									227	A Dartmouth	45 58
									227	H Dartmouth	88 66
									230	A Eastern Mich.	67 63
									236	A North Dakota	65 52
									257	H New Hampshire	63 44
									262	A North Dakota St.	72 81
									275	H Cornell	69 60
									297	H Massachusetts	85 59
									303	A Rhode Island	63 56
									304	A Brown	68 58
									304	H Brown	77 71
LAST 12 Division I GAMES:											
182	H Penn	67 54	275	H Cornell	69 60						
28	H Princeton	58 55	304	A Brown	68 58						
181	H Yale	69 66	181	A Yale	67 54						
304	H Brown	77 71	227	A Dartmouth	45 58						
28	A Princeton	51 67	227	H Dartmouth	88 66						
182	A Penn	72 77	303	A Rhode Island	63 56						

Non-Div I Games:

Harvard

Average RPI Win: 179	WON-LOST	WINNING	LAST 12	STRENGTH OF	OPP. STRENGTH	TEAM	ADJ.	CONF.	ADJ CONF.
Average RPI Loss: 117	RECORD	PCT. RANK	GAMES	SCHEDULE	OF SCHEDULE	RPI	RPI	RPI	RPI
DIV. I ONLY	15- 12	133	8- 4	106	79	121	121	11	11
DIV. I NON-CONF.	4- 7	233	0- 0	117	7	240	240	11	11
TOTALS	RPI 1-25	RPI 26-50	W-L RECORDS	RPI 51-100	RPI 101-150	RPI 150+			
15- 12	0- 2	1- 2	OVERALL	1- 2	3- 1	10- 5			
10- 7	0- 2	1- 1	HOME	1- 1	2- 1	6- 2			
5- 5	0- 0	0- 1	AWAY	0- 1	1- 0	4- 3			
0- 0	0- 0	0- 0	NEUTRAL	0- 0	0- 0	0- 0			
4- 7	0- 2	0- 1	NON-CONFERENCE	0- 1	1- 1	3- 2			
4- 6	0- 2	0- 1	HOME	0- 1	1- 1	3- 1			
0- 1	0- 0	0- 0	AWAY	0- 0	0- 0	0- 1			
0- 0	0- 0	0- 0	NEUTRAL	0- 0	0- 0	0- 0			
11- 5	0- 0	1- 1	CONFERENCE	1- 1	2- 0	7- 3			
6- 1	0- 0	1- 0	HOME	1- 0	1- 0	3- 1			
5- 4	0- 0	0- 1	AWAY	0- 1	1- 0	4- 2			
0- 0	0- 0	0- 0	NEUTRAL	0- 0	0- 0	0- 0			

RPI 1-25				RPI 26-50				RPI 51-100				RPI 101+ Team's RPI: 121			
RPI	S	Opponent	Score	RPI	S	Opponent	Score	RPI	S	Opponent	Score	RPI	S	Opponent	Score
1	H	Baylor	42 77	32	H	Oklahoma	49 74	74	H	Arkansas	68 83	103	H	Utah	61 62
3	H	Stanford	42 69	44	A	Pacific	61 71	81	A	Cal Poly	43 47	139	H	UT Martin	73 69
				44	H	Pacific	74 71	81	H	Cal Poly	61 43	141	A	Cal St. Northridge	65 53
LAST 12 Division I GAMES:															
141	H	Cal St. Northridge	69 60	175	A	Long Beach St.	61 54	141	A	Cal St. Northridge	65 53	160	A	UC Santa Barbara	54 51
81	A	Cal Poly	43 47	160	H	UC Santa Barbara	50 51	81	H	Cal Poly	61 43	160	H	UC Santa Barbara	50 51
160	A	UC Santa Barbara	54 51	44	H	Pacific	74 71	212	A	UC Davis	71 63	161	H	Cincinnati	65 63
44	H	Pacific	74 71	212	H	UC Davis	59 48	212	H	UC Davis	59 48	175	A	Long Beach St.	61 54
212	H	UC Davis	59 48	245	A	UC Irvine	52 64	212	A	UC Davis	71 63	175	H	Long Beach St.	65 57
245	A	UC Irvine	52 64	44	A	Pacific	61 71	245	A	UC Irvine	52 64	178	H	Alabama	43 44
								245	H	UC Irvine	56 46	205	A	San Francisco	52 65
								248	H	Oregon	85 73	212	A	UC Davis	71 63
								281	A	Cal St. Fullerton	74 83	224	A	UC Riverside	65 50
								323	H	LIU Brooklyn	52 33	245	A	UC Irvine	52 64

Non-Div I Games:

Hawaii

■ Loss,
 ■ Non-Conf, S Site,
 ■ Home
 ■ Away
 N Neutral

Average RPI Win:	236	WON-LOST	WINNING	LAST 12	STRENGTH OF	OPP. STRENGTH	TEAM	ADJ.	CONF.	ADJ CONF.
Average RPI Loss:	150	RECORD	PCT. RANK	GAMES	SCHEDULE	OF SCHEDULE	RPI	RPI	RPI	RPI
DIV. I ONLY	16- 12	126	7- 5	173	298	134	134	27	27	
DIV. I NON-CONF.	5- 5	160	0- 0	92	195	89	89	28	28	
TOTALS	RPI 1-25	RPI 26-50	W-L RECORDS	RPI 51-100	RPI 101-150	RPI 150+				
16- 12	0- 1	0- 0	OVERALL	1- 2	2- 4	13- 5				
7- 4	0- 0	0- 0	HOME	0- 1	0- 2	7- 1				
8- 8	0- 1	0- 0	AWAY	1- 1	2- 2	5- 3				
1- 0	0- 0	0- 0	NEUTRAL	0- 0	0- 0	1- 0				
5- 5	0- 1	0- 0	NON-CONFERENCE	0- 1	2- 1	3- 2				
1- 1	0- 0	0- 0	HOME	0- 0	0- 1	1- 0				
3- 4	0- 1	0- 0	AWAY	0- 1	2- 0	1- 2				
1- 0	0- 0	0- 0	NEUTRAL	0- 0	0- 0	1- 0				
11- 7	0- 0	0- 0	CONFERENCE	1- 1	0- 3	10- 3				
6- 3	0- 0	0- 0	HOME	0- 1	0- 1	6- 1				
5- 4	0- 0	0- 0	AWAY	1- 0	0- 2	4- 2				
0- 0	0- 0	0- 0	NEUTRAL	0- 0	0- 0	0- 0				

RPI 1-25				RPI 26-50				RPI 51-100				RPI 101+ Team's RPI: 134			
RPI	S	Opponent	Score	RPI	S	Opponent	Score	RPI	S	Opponent	Score	RPI	S	Opponent	Score
9	A	Kentucky	46 80					73	A	Liberty	71 63	107	A	Navy	63 47
								73	H	Liberty	59 67	124	H	UAB	53 58
								88	A	Davidson	42 59	126	A	Presbyterian	69 71
												128	A	Winthrop	61 78
												128	H	Winthrop	62 67
												142	A	Mercer	62 57
												169	A	Campbell	76 79
												169	H	Campbell	79 57
												194	N	Monmouth	81 74
												202	A	Xavier	48 77
												218	A	Radford	65 57
												218	H	Radford	55 64
												223	A	Furman	62 64
												243	A	Longwood	79 72
												243	H	Longwood	83 66
												246	H	East Tenn. St.	85 76
												254	A	USC Upstate	77 67
												280	A	Coastal Caro.	70 54
												280	H	Coastal Caro.	58 53
												313	A	Gardner-Webb	57 65
												313	H	Gardner-Webb	64 42
												325	H	Charleston So.	71 54
												342	A	UNC Asheville	58 57
												342	H	UNC Asheville	49 35
LAST 12 Division I GAMES:															
280	H	Coastal Caro.	58 53	218	A	Radford	65 57								
169	H	Campbell	79 57	243	A	Longwood	79 72								
126	A	Presbyterian	69 71	73	H	Liberty	59 67								
313	A	Gardner-Webb	57 65	218	H	Radford	55 64								
128	H	Winthrop	62 67	243	H	Longwood	83 66								
342	H	UNC Asheville	49 35	73	A	Liberty	71 63								

Non-Div I Games: Bluefield Col. 79 44

High Point

■ Loss,
 ■ Non-Conf, S Site,
 ■ Home
 ■ Away
 N Neutral

Average RPI Win:	225	WON-LOST	WINNING	LAST 12	STRENGTH OF	OPP. STRENGTH	TEAM	ADJ.	CONF.	ADJ CONF.
Average RPI Loss:	84	RECORD	PCT. RANK	GAMES	SCHEDULE	OF SCHEDULE	RPI	RPI	RPI	RPI
DIV. I ONLY	13- 15	180	5- 7	86	102	157	157	14	14	
DIV. I NON-CONF.	4- 7	233	0- 0	80	22	189	189	15	15	
TOTALS	RPI 1-25	RPI 26-50	W-L RECORDS	RPI 51-100	RPI 101-150	RPI 150+				
13- 15	0- 2	0- 3	OVERALL	2- 6	2- 3	9- 1				
9- 5	0- 1	0- 0	HOME	2- 3	1- 1	6- 0				
3- 9	0- 1	0- 3	AWAY	0- 3	0- 1	3- 1				
1- 1	0- 0	0- 0	NEUTRAL	0- 0	1- 1	0- 0				
4- 7	0- 0	0- 3	NON-CONFERENCE	1- 3	1- 1	2- 0				
3- 2	0- 0	0- 0	HOME	1- 2	0- 0	2- 0				
0- 4	0- 0	0- 3	AWAY	0- 1	0- 0	0- 0				
1- 1	0- 0	0- 0	NEUTRAL	0- 0	1- 1	0- 0				
9- 8	0- 2	0- 0	CONFERENCE	1- 3	1- 2	7- 1				
6- 3	0- 1	0- 0	HOME	1- 1	1- 1	4- 0				
3- 5	0- 1	0- 0	AWAY	0- 2	0- 1	3- 1				
0- 0	0- 0	0- 0	NEUTRAL	0- 0	0- 0	0- 0				

RPI 1-25				RPI 26-50				RPI 51-100				RPI 101+ Team's RPI: 157			
RPI	S	Opponent	Score	RPI	S	Opponent	Score	RPI	S	Opponent	Score	RPI	S	Opponent	Score
17	A	Delaware	63 79	28	A	Princeton	54 84	54	H	Saint Joseph's	55 71	105	N	Stetson	77 75
17	H	Delaware	50 79	38	A	St. John's (NY)	47 73	82	A	James Madison	62 85	114	N	Texas	52 72
				48	A	Marist	70 85	82	H	James Madison	60 68	122	H	Northeastern	57 59
								85	H	Harvard	67 70	130	A	Old Dominion	57 80
								86	A	Drexel	53 59	130	H	Old Dominion	83 72
								86	H	Drexel	53 43	238	H	Ole Miss	72 63
								91	A	Auburn	58 68	256	A	Georgia St.	72 59
								100	H	Northwestern	63 54	256	H	Georgia St.	64 63
												270	A	Towson	60 69
												271	A	George Mason	67 53
												271	H	George Mason	72 67
												288	H	William & Mary	56 53
												299	A	UNC Wilmington	75 69
												299	H	UNC Wilmington	70 50
												332	H	Norfolk St.	82 47
LAST 12 Division I GAMES:															
299	H	UNC Wilmington	70 50	256	A	Georgia St.	72 59	122	H	Northeastern	57 59	17	A	Delaware	63 79
17	H	Delaware	50 79	122	H	Northeastern	57 59	299	A	UNC Wilmington	75 69	82	H	James Madison	60 68
130	A	Old Dominion	57 80	299	A	UNC Wilmington	75 69	17	A	Delaware	63 79	271	H	George Mason	72 67
270	A	Towson	60 69	17	A	Delaware	63 79	271	H	George Mason	72 67	82	A	James Madison	62 85
82	H	James Madison	60 68	271	H	George Mason	72 67	82	A	James Madison	62 85				
86	H	Drexel	53 43	82	A	James Madison	62 85								

Non-Div I Games:

Hofstra

■ Loss,
 ■ Non-Conf,
 ■ S Site,
 ■ H Home
 ■ A Away
 N Neutral

Holy Cross

Through Games Of Sunday, March 3, 2013

Average RPI Win:	233	WON-LOST	WINNING	LAST 12	STRENGTH OF	OPP. STRENGTH	TEAM	ADJ.	CONF.	ADJ CONF.
Average RPI Loss:	127	RECORD	PCT. RANK	GAMES	SCHEDULE	OF SCHEDULE	RPI	RPI	RPI	RPI
DIV. I ONLY	16- 13	138	8- 4	175	202	152	152	15	15	
DIV. I NON-CONF.	8- 7	158	0- 0	220	236	177	177	17	17	
TOTALS	RPI 1-25	RPI 26-50	W-L RECORDS	RPI 51-100	RPI 101-150	RPI 150+				
16- 13	0- 0	0- 1	OVERALL	0- 3	2- 6	14- 3				
7- 6	0- 0	0- 0	HOME	0- 1	1- 3	6- 2				
9- 7	0- 0	0- 1	AWAY	0- 2	1- 3	8- 1				
0- 0	0- 0	0- 0	NEUTRAL	0- 0	0- 0	0- 0				
8- 7	0- 0	0- 1	NON-CONFERENCE	0- 3	0- 2	8- 1				
3- 3	0- 0	0- 0	HOME	0- 1	0- 1	3- 1				
5- 4	0- 0	0- 1	AWAY	0- 2	0- 1	5- 0				
0- 0	0- 0	0- 0	NEUTRAL	0- 0	0- 0	0- 0				
8- 6	0- 0	0- 0	CONFERENCE	0- 0	2- 4	6- 2				
4- 3	0- 0	0- 0	HOME	0- 0	1- 2	3- 1				
4- 3	0- 0	0- 0	AWAY	0- 0	1- 2	3- 1				
0- 0	0- 0	0- 0	NEUTRAL	0- 0	0- 0	0- 0				

RPI S	Opponent	Score	RPI S	Opponent	Score	RPI S	Opponent	Score	RPI S	Opponent	Score	Team's RPI: 152
42	A Quinnipiac	49 61	69	A Fordham	60 67	107	A Navy	35 59	107	H Navy	47 60	
			80	A Florida	50 81	115	A American	62 67	115	H American	73 63	
			85	H Harvard	62 80	122	A Northeastern	48 70	127	A Army	51 46	
						127	H Army	35 62	131	H Boston College	52 71	
						181	H Yale	87 71	200	A Lehigh	72 66	
						200	H Lehigh	65 67	206	A Bucknell	59 62	
						206	H Bucknell	57 49	206	H Central Conn. St.	57 56	
						227	A Dartmouth	64 52	229	A Lafayette	69 58	
						229	H Lafayette	60 55	247	A Bryant	68 66	
						257	H New Hampshire	65 68	261	A Colgate	53 51	
						261	H Colgate	71 61	297	A Massachusetts	63 59	
						304	H Brown	83 66	314	A Bethune-Cookman	63 54	
						320	A Manhattan	60 52				
LAST 12 Division I GAMES:												
261	A Colgate	53 51	200	A Lehigh	72 66							
127	H Army	35 62	261	H Colgate	71 61							
206	H Bucknell	57 49	127	A Army	51 46							
229	A Lafayette	69 58	206	A Bucknell	59 62							
115	H American	73 63	229	H Lafayette	60 55							
107	A Navy	35 59	115	A American	62 67							

Non-Div I Games:

Holy Cross

■ Loss,
 ■ Non-Conf,
 ■ S Site,
 ■ H Home
 ■ A Away
 N Neutral

H
o
u
s
t
o
n

Houston				Through Games Of Sunday, March 3, 2013						
Average RPI Win:	195	WON-LOST	WINNING	LAST 12	STRENGTH OF	OPP. STRENGTH	TEAM	ADJ.	CONF.	ADJ CONF.
Average RPI Loss:	116	RECORD	PCT. RANK	GAMES	SCHEDULE	OF SCHEDULE	RPI	RPI	RPI	RPI
DIV. I ONLY	13- 15	180	5- 7	94	104	171	171	8	8	
DIV. I NON-CONF.	6- 7	183	0- 0	239	189	249	249	10	10	

TOTALS	RPI 1-25	RPI 26-50		W-L RECORDS		RPI 51-100		RPI 101-150		RPI 150+
13- 15	0- 0	0- 2		OVERALL		2- 5		3- 3		8- 5
10- 6	0- 0	0- 1		HOME		1- 3		2- 1		7- 1
3- 9	0- 0	0- 1		AWAY		1- 2		1- 2		1- 4
0- 0	0- 0	0- 0		NEUTRAL		0- 0		0- 0		0- 0
6- 7	0- 0	0- 2		NON-CONFERENCE		0- 0		0- 0		6- 5
6- 2	0- 0	0- 1		HOME		0- 0		0- 0		6- 1
0- 5	0- 0	0- 1		AWAY		0- 0		0- 0		0- 4
0- 0	0- 0	0- 0		NEUTRAL		0- 0		0- 0		0- 0
7- 8	0- 0	0- 0		CONFERENCE		2- 5		3- 3		2- 0
4- 4	0- 0	0- 0		HOME		1- 3		2- 1		1- 0
3- 4	0- 0	0- 0		AWAY		1- 2		1- 2		1- 0
0- 0	0- 0	0- 0		NEUTRAL		0- 0		0- 0		0- 0

RPI 1-25				RPI 26-50				RPI 51-100				RPI 101+				Team's RPI: 171	
RPI	S	Opponent	Score	RPI	S	Opponent	Score	RPI	S	Opponent	Score	RPI	S	Opponent	Score		
				26	H	Creighton	54 75	55	A	SMU	54 58	110	H	Memphis	77 74		
				33	A	Texas Tech	56 86	55	H	SMU	65 58	124	A	UAB	46 54		
								64	H	East Carolina	59 68	135	A	Rice	53 51		
								84	A	Tulane	71 70	135	H	Rice	69 59		
								84	H	Tulane	56 74	136	A	UCF	55 68		
								95	A	UTEP	55 73	146	H	Tulsa	55 59		
								95	H	UTEP	54 65	168	A	McNeese St.	72 76		
												176	A	TCU	51 60		
												178	H	Alabama	74 83		
												181	A	Yale	82 84		
												185	A	Mississippi St.	66 72		
												188	H	New Mexico	77 62		
												193	H	Southern Miss.	81 70		
												244	A	Marshall	71 63		
												253	H	UTSA	55 42		
												272	H	Southeast Mo. St.	61 44		
												279	H	Northwestern St.	67 51		
												290	H	Delaware St.	71 58		
												300	H	Texas St.	74 61		
LAST 12 Division I GAMES:																	
				135	H	Rice	69 59	135	A	Rice	53 51						
				136	A	UCF	55 68	64	H	East Carolina	59 68						
				55	H	SMU	65 58	84	H	Tulane	56 74						
				95	A	UTEP	55 73	55	A	SMU	54 58						
				84	A	Tulane	71 70	95	H	UTEP	54 65						
				146	H	Tulsa	55 59	193	H	Southern Miss.	81 70						

Non-Div I Games:

Houston

Houston Baptist

Through Games Of Sunday, March 3, 2013

Average RPI Win:	323	WON-LOST	WINNING	LAST 12	STRENGTH OF	OPP. STRENGTH	TEAM	ADJ.	CONF.	ADJ CONF.
Average RPI Loss:	246	RECORD	PCT. RANK	GAMES	SCHEDULE	OF SCHEDULE	RPI	RPI	RPI	RPI
DIV. I ONLY	2- 22	338	2- 10	340	344	344	344	344	33	33
DIV. I NON-CONF.	2- 16	319	2- 4	323	341	343	343	343	33	33
TOTALS	RPI 1-25	RPI 26-50	W-L RECORDS	RPI 51-100	RPI 101-150	RPI 150+				
2- 22	0- 0	0- 0	OVERALL	0- 1	0- 2	2- 19				
1- 11	0- 0	0- 0	HOME	0- 0	0- 1	1- 10				
1- 10	0- 0	0- 0	AWAY	0- 1	0- 1	1- 8				
0- 1	0- 0	0- 0	NEUTRAL	0- 0	0- 0	0- 1				
2- 16	0- 0	0- 0	NON-CONFERENCE	0- 1	0- 2	2- 13				
1- 9	0- 0	0- 0	HOME	0- 0	0- 1	1- 8				
1- 6	0- 0	0- 0	AWAY	0- 1	0- 1	1- 4				
0- 1	0- 0	0- 0	NEUTRAL	0- 0	0- 0	0- 1				
0- 6	0- 0	0- 0	CONFERENCE	0- 0	0- 0	0- 6				
0- 2	0- 0	0- 0	HOME	0- 0	0- 0	0- 2				
0- 4	0- 0	0- 0	AWAY	0- 0	0- 0	0- 4				
0- 0	0- 0	0- 0	NEUTRAL	0- 0	0- 0	0- 0				

RPI 1-25			RPI 26-50			RPI 51-100			RPI 101+			Team's RPI: 344
RPI	S	Opponent	Score	RPI	S	Opponent	Score	RPI	S	Opponent	Score	
						95 A UTEP	58 67			103 A Utah	33 71	
										111 H Sam Houston St.	58 75	
										151 A Lamar	55 76	
										151 H Lamar	52 68	
										155 H South Ala.	53 83	
										188 A New Mexico	46 63	
										212 H UC Davis	64 77	
										232 A Southern Utah	58 79	
										290 H Delaware St.	83 84	
										293 H CSU Bakersfield	75 88	
										294 A NJIT	48 77	
										295 A Utah Valley	46 59	
										295 H Utah Valley	71 75	
										298 A Vermont	48 59	
										300 H Texas St.	78 76	
										303 N Rhode Island	36 59	
										307 H Jackson St.	57 65	
										308 H Texas-Arlington	71 77	
										318 A Tex.-Pan American	45 71	
										318 H Tex.-Pan American	59 67	
										340 A Chicago St.	62 73	
										345 A New Orleans	60 45	
										345 H New Orleans	58 65	
LAST 12 Division I GAMES:												
						295 A Utah Valley	46 59			295 H Utah Valley	71 75	
						318 H Tex.-Pan American	59 67			340 A Chicago St.	62 73	
						300 H Texas St.	78 76			318 A Tex.-Pan American	45 71	
						294 A NJIT	48 77			293 H CSU Bakersfield	75 88	
						151 A Lamar	55 76			345 A New Orleans	60 45	
						345 H New Orleans	58 65			290 H Delaware St.	83 84	

Non-Div I Games: St. Thomas (TX) 63 60 Huston-Tillotson 88 51 Schreiner 73 46

Houston Baptist

Loss, Non-Conf, S Site, H Home A Away N Neutral

Average RPI Win:	273	WON-LOST	WINNING	LAST 12	STRENGTH OF	OPP. STRENGTH	TEAM	ADJ.	CONF.	ADJ CONF.
Average RPI Loss:	103	RECORD	PCT. RANK	GAMES	SCHEDULE	OF SCHEDULE	RPI	RPI	RPI	RPI
DIV. I ONLY	17- 10	94	9- 3	278	230	148	148	30	30	
DIV. I NON-CONF.	5- 6	190	1- 0	161	26	130	130	30	30	
TOTALS	RPI 1-25	RPI 26-50	W-L RECORDS	RPI 51-100	RPI 101-150	RPI 150+				
17- 10	0- 2	0- 0	OVERALL	0- 4	1- 2	16- 2				
8- 3	0- 0	0- 0	HOME	0- 1	0- 1	8- 1				
9- 7	0- 2	0- 0	AWAY	0- 3	1- 1	8- 1				
0- 0	0- 0	0- 0	NEUTRAL	0- 0	0- 0	0- 0				
5- 6	0- 2	0- 0	NON-CONFERENCE	0- 2	0- 1	5- 1				
3- 0	0- 0	0- 0	HOME	0- 0	0- 0	3- 0				
2- 6	0- 2	0- 0	AWAY	0- 2	0- 1	2- 1				
0- 0	0- 0	0- 0	NEUTRAL	0- 0	0- 0	0- 0				
12- 4	0- 0	0- 0	CONFERENCE	0- 2	1- 1	11- 1				
5- 3	0- 0	0- 0	HOME	0- 1	0- 1	5- 1				
7- 1	0- 0	0- 0	AWAY	0- 1	1- 0	6- 0				
0- 0	0- 0	0- 0	NEUTRAL	0- 0	0- 0	0- 0				

RPI 1-25				RPI 26-50				RPI 51-100				RPI 101+ Team's RPI: 148			
RPI	S	Opponent	Score	RPI	S	Opponent	Score	RPI	S	Opponent	Score	RPI	S	Opponent	Score
5	A	Penn St.	61 72					61	A	Ohio St.	50 67	116	A	N.C. A&T	44 42
23	A	DePaul	51 68					87	A	Hampton	45 67	119	H	South Carolina St.	53 54
								87	H	Hampton	50 52	137	A	Saint Francis (PA)	61 69
								100	A	Northwestern	45 61	153	H	Temple	61 58
												164	A	George Washington	60 61
												220	H	Loyola Maryland	40 37
												222	H	Mt. St. Mary's	77 52
												242	A	Coppin St.	67 54
												242	H	Coppin St.	64 71
												258	A	Pepperdine	55 51
												282	A	Florida A&M	58 57
												286	H	Morgan St.	68 33
												290	A	Delaware St.	54 40
												290	H	Delaware St.	65 39
												294	A	NJIT	46 33
												314	A	Bethune-Cookman	61 27
												327	H	Savannah St.	53 41
												332	H	Norfolk St.	56 45
												336	A	UMES	40 35
												336	H	UMES	59 30
												341	A	N.C. Central	56 30
LAST 12 Division I GAMES:															
290	H	Delaware St.	65 39	336	H	UMES	59 30								
336	A	UMES	40 35	119	H	South Carolina St.	53 54								
242	H	Coppin St.	64 71	327	H	Savannah St.	53 41								
314	A	Bethune-Cookman	61 27	87	A	Hampton	45 67								
282	A	Florida A&M	58 57	294	A	NJIT	46 33								
286	H	Morgan St.	68 33	341	A	N.C. Central	56 30								

Non-Div I Games: Bowie St. 60 38

Howard

■ Loss,
 ■ Non-Conf,
 ■ S Site,
 ■ Home
 ■ Away
 N Neutral

Average RPI Win:	268	WON-LOST	WINNING	LAST 12	STRENGTH OF	OPP. STRENGTH	TEAM	ADJ.	CONF.	ADJ CONF.
Average RPI Loss:	157	RECORD	PCT. RANK	GAMES	SCHEDULE	OF SCHEDULE	RPI	RPI	RPI	RPI
DIV. I ONLY	10- 16	235	6- 6	216	224	255	255	22	22	
DIV. I NON-CONF.	3- 9	289	1- 0	186	231	279	279	21	21	
TOTALS	RPI 1-25	RPI 26-50	W-L RECORDS	RPI 51-100	RPI 101-150	RPI 150+				
10- 16	0- 1	0- 1	OVERALL	0- 2	0- 3	10- 9				
7- 6	0- 1	0- 0	HOME	0- 1	0- 2	7- 2				
3- 10	0- 0	0- 1	AWAY	0- 1	0- 1	3- 7				
0- 0	0- 0	0- 0	NEUTRAL	0- 0	0- 0	0- 0				
3- 9	0- 1	0- 1	NON-CONFERENCE	0- 0	0- 1	3- 6				
2- 4	0- 1	0- 0	HOME	0- 0	0- 1	2- 2				
1- 5	0- 0	0- 1	AWAY	0- 0	0- 0	1- 4				
0- 0	0- 0	0- 0	NEUTRAL	0- 0	0- 0	0- 0				
7- 7	0- 0	0- 0	CONFERENCE	0- 2	0- 2	7- 3				
5- 2	0- 0	0- 0	HOME	0- 1	0- 1	5- 0				
2- 5	0- 0	0- 0	AWAY	0- 1	0- 1	2- 3				
0- 0	0- 0	0- 0	NEUTRAL	0- 0	0- 0	0- 0				

RPI 1-25				RPI 26-50				RPI 51-100				RPI 101+ Team's RPI: 255			
RPI	S	Opponent	Score	RPI	S	Opponent	Score	RPI	S	Opponent	Score	RPI	S	Opponent	Score
18	H	Purdue	54 69	27	A	Michigan St.	36 64	62	A	South Dakota St.	62 72	123	H	Detroit	58 88
								62	H	South Dakota St.	64 66	132	A	IUPUI	67 82
												132	H	IUPUI	74 79
												183	A	Indiana	47 64
												187	A	Ball St.	46 53
												190	A	SIU Edwardsville	54 61
												190	H	SIU Edwardsville	67 74
												201	A	South Dakota	51 82
												201	H	South Dakota	71 64
												239	A	Western Ill.	54 73
												239	H	Western Ill.	80 49
												240	A	Neb. Omaha	50 60
												240	H	Neb. Omaha	51 46
												249	H	Valparaiso	73 82
												262	A	North Dakota St.	70 58
												262	H	North Dakota St.	65 58
												280	H	Coastal Caro.	51 46
												284	A	UMKC	59 77
												284	H	UMKC	49 42
												296	A	Oakland	87 71
												296	H	Oakland	57 55
												315	A	Southern Ill.	78 65
LAST 12 Division I GAMES:															
132	A	IUPUI	67 82	62	A	South Dakota St.	62 72								
239	A	Western Ill.	54 73	240	H	Neb. Omaha	51 46								
296	A	Oakland	87 71	296	H	Oakland	57 55								
201	H	South Dakota	71 64	284	A	UMKC	59 77								
284	H	UMKC	49 42	201	A	South Dakota	51 82								
262	A	North Dakota St.	70 58	62	H	South Dakota St.	64 66								

Non-Div I Games: Grace (IN) 68 52 Rochester College 71 59

IPFW

Loss, Non-Conf, S Site, H Home A Away N Neutral

Average RPI Win: 229	WON-LOST	WINNING	LAST 12	STRENGTH OF	OPP. STRENGTH	TEAM	ADJ.	CONF.	ADJ CONF.
Average RPI Loss: 164	RECORD	PCT. RANK	GAMES	SCHEDULE	OF SCHEDULE	RPI	RPI	RPI	RPI
DIV. I ONLY	17- 10	94	10- 2	220	229	132	132	22	22
DIV. I NON-CONF.	7- 6	155	2- 0	151	240	158	158	21	21
<hr/>									
TOTALS	RPI 1-25	RPI 26-50	W-L RECORDS	RPI 51-100	RPI 101-150	RPI 150+			
17- 10	0- 1	0- 0	OVERALL	2- 1	1- 2	14- 6			
11- 3	0- 0	0- 0	HOME	1- 1	1- 1	9- 1			
6- 7	0- 1	0- 0	AWAY	1- 0	0- 1	5- 5			
0- 0	0- 0	0- 0	NEUTRAL	0- 0	0- 0	0- 0			
7- 6	0- 1	0- 0	NON-CONFERENCE	0- 1	1- 2	6- 2			
5- 2	0- 0	0- 0	HOME	0- 1	1- 1	4- 0			
2- 4	0- 1	0- 0	AWAY	0- 0	0- 1	2- 2			
0- 0	0- 0	0- 0	NEUTRAL	0- 0	0- 0	0- 0			
10- 4	0- 0	0- 0	CONFERENCE	2- 0	0- 0	8- 4			
6- 1	0- 0	0- 0	HOME	1- 0	0- 0	5- 1			
4- 3	0- 0	0- 0	AWAY	1- 0	0- 0	3- 3			
0- 0	0- 0	0- 0	NEUTRAL	0- 0	0- 0	0- 0			

RPI 1-25				RPI 26-50				RPI 51-100				RPI 101+ Team's RPI: 132			
RPI	S	Opponent	Score	RPI	S	Opponent	Score	RPI	S	Opponent	Score	RPI	S	Opponent	Score
18	A	Purdue	53 78					60	H	Youngstown St.	57 58	104	H	Butler	58 67
								62	A	South Dakota St.	57 56	118	A	Eastern Ill.	60 71
								62	H	South Dakota St.	70 67	124	H	Indiana St.	71 67
												183	A	Indiana	49 60
												195	A	Belmont	61 53
												199	A	Wright St.	71 75
												201	A	South Dakota	39 56
												201	H	South Dakota	56 76
												239	A	Western Ill.	61 55
												239	H	Western Ill.	55 36
												240	A	Neb. Omaha	45 43
												240	H	Neb. Omaha	60 49
												249	H	Valparaiso	75 69
												255	A	IPFW	79 74
												255	H	IPFW	82 67
												260	H	Western Mich.	75 67
												262	A	North Dakota St.	68 71
												262	H	North Dakota St.	57 40
												284	A	UMKC	47 33
												284	H	UMKC	47 46
												296	A	Oakland	59 68
												296	H	Oakland	59 37
												340	H	Chicago St.	65 30
<hr/>															
LAST 12 Division I GAMES:															
255	H	IPFW	82 67	240	A	Neb. Omaha	45 43	201	H	South Dakota	56 76				
296	H	Oakland	59 37	340	H	Chicago St.	65 30	284	H	UMKC	47 46				
284	A	UMKC	47 33	239	A	Western Ill.	61 55	62	A	South Dakota St.	57 56				
201	A	South Dakota	39 56												
262	H	North Dakota St.	57 40												
62	H	South Dakota St.	70 67												

Non-Div I Games: Grace (IN) 107 48 Goshen 87 31

IUPUI

Loss, Non-Conf, S Site, H Home A Away N Neutral

Idaho

Through Games Of Sunday, March 3, 2013

Average RPI Win:	246	WON-LOST	WINNING	LAST 12	STRENGTH OF	OPP. STRENGTH	TEAM	ADJ.	CONF.	ADJ CONF.
Average RPI Loss:	136	RECORD	PCT. RANK	GAMES	SCHEDULE	OF SCHEDULE	RPI	RPI	RPI	RPI
DIV. I ONLY	14- 14	158	8- 4	135	251	163	163	26	26	
DIV. I NON-CONF.	3- 8	276	0- 0	23	181	148	148	26	26	
TOTALS	RPI 1-25	RPI 26-50	W-L RECORDS	RPI 51-100	RPI 101-150	RPI 150+				
14- 14	0- 1	0- 1	OVERALL	1- 4	0- 3	13- 5				
7- 5	0- 0	0- 0	HOME	1- 1	0- 2	6- 2				
7- 8	0- 1	0- 1	AWAY	0- 3	0- 1	7- 2				
0- 1	0- 0	0- 0	NEUTRAL	0- 0	0- 0	0- 1				
3- 8	0- 1	0- 1	NON-CONFERENCE	1- 4	0- 0	2- 2				
1- 2	0- 0	0- 0	HOME	1- 1	0- 0	0- 1				
2- 5	0- 1	0- 1	AWAY	0- 3	0- 0	2- 0				
0- 1	0- 0	0- 0	NEUTRAL	0- 0	0- 0	0- 1				
11- 6	0- 0	0- 0	CONFERENCE	0- 0	0- 3	11- 3				
6- 3	0- 0	0- 0	HOME	0- 0	0- 2	6- 1				
5- 3	0- 0	0- 0	AWAY	0- 0	0- 1	5- 2				
0- 0	0- 0	0- 0	NEUTRAL	0- 0	0- 0	0- 0				

RPI 1-25				RPI 26-50				RPI 51-100				RPI 101+ Team's RPI: 163			
RPI	S	Opponent	Score	RPI	S	Opponent	Score	RPI	S	Opponent	Score	RPI	S	Opponent	Score
25	A	Colorado	65 70	39	A	Gonzaga	62 97	67	A	Wyoming	53 86	143	A	Utah St.	50 81
								71	A	Montana	65 76	143	H	Utah St.	85 91
								71	H	Montana	50 71	147	H	Seattle	71 76
								83	A	Washington	48 62	189	A	Louisiana Tech	62 64
								97	H	Eastern Wash.	68 66	189	H	Louisiana Tech	58 67
												198	A	Denver	68 60
												198	H	Denver	70 64
												204	N	Tennessee St.	64 69
												219	H	Portland	56 62
												224	A	UC Riverside	78 64
												245	A	UC Irvine	73 55
												253	A	UTSA	64 45
												253	H	UTSA	65 53
												263	A	New Mexico St.	57 51
												263	H	New Mexico St.	72 53
												269	A	San Jose St.	83 66
												269	H	San Jose St.	82 65
												300	A	Texas St.	72 60
												300	H	Texas St.	72 59
												308	A	Texas-Arlington	58 60
												308	H	Texas-Arlington	70 52
LAST 12 Division I GAMES:															
300	H	Texas St.	72 59	269	A	San Jose St.	83 66								
253	H	UTSA	65 53	143	A	Utah St.	50 81								
189	A	Louisiana Tech	62 64	253	A	UTSA	64 45								
308	A	Texas-Arlington	58 60	300	A	Texas St.	72 60								
198	H	Denver	70 64	308	H	Texas-Arlington	70 52								
263	H	New Mexico St.	72 53	189	H	Louisiana Tech	58 67								

Non-Div I Games:

Idaho

■ Loss,
■ Non-Conf, S Site,
■ Home
■ Away
N Neutral

Average RPI Win:	239	WON-LOST	WINNING	LAST 12	STRENGTH OF	OPP. STRENGTH	TEAM	ADJ.	CONF.	ADJ CONF.
Average RPI Loss:	95	RECORD	PCT. RANK	GAMES	SCHEDULE	OF SCHEDULE	RPI	RPI	RPI	RPI
DIV. I ONLY	16- 10	106	9- 3	226	162	120	120	16	16	
DIV. I NON-CONF.	4- 4	160	0- 0	243	69	141	141	13	13	
TOTALS	RPI 1-25	RPI 26-50	W-L RECORDS	RPI 51-100	RPI 101-150	RPI 150+				
16- 10	0- 1	0- 0	OVERALL	0- 7	2- 1	14- 1				
9- 3	0- 0	0- 0	HOME	0- 3	1- 0	8- 0				
7- 7	0- 1	0- 0	AWAY	0- 4	1- 1	6- 1				
0- 0	0- 0	0- 0	NEUTRAL	0- 0	0- 0	0- 0				
4- 4	0- 1	0- 0	NON-CONFERENCE	0- 2	0- 1	4- 0				
2- 0	0- 0	0- 0	HOME	0- 0	0- 0	2- 0				
2- 4	0- 1	0- 0	AWAY	0- 2	0- 1	2- 0				
0- 0	0- 0	0- 0	NEUTRAL	0- 0	0- 0	0- 0				
12- 6	0- 0	0- 0	CONFERENCE	0- 5	2- 0	10- 1				
7- 3	0- 0	0- 0	HOME	0- 3	1- 0	6- 0				
5- 3	0- 0	0- 0	AWAY	0- 2	1- 0	4- 1				
0- 0	0- 0	0- 0	NEUTRAL	0- 0	0- 0	0- 0				

RPI	S	Opponent	Score	RPI	S	Opponent	Score	RPI	S	Opponent	Score	RPI	S	Opponent	Score	Team's RPI: 120
15	A	Nebraska	51 60					52	A	Kansas	36 52	138	A	Montana St.	65 46	
								71	A	Montana	49 61	138	H	Montana St.	63 55	
								71	H	Montana	52 57	140	A	Arizona St.	53 60	
								78	A	Kansas St.	54 62	158	A	Sacramento St.	62 52	
								93	A	Northern Colo.	63 71	158	H	Sacramento St.	81 61	
								93	H	Northern Colo.	49 50	201	A	South Dakota	69 45	
								97	H	Eastern Wash.	55 61	214	H	Portland St.	63 50	
												232	A	Southern Utah	60 50	
												232	H	Southern Utah	80 71	
												236	A	North Dakota	59 64	
												236	H	North Dakota	60 43	
												277	A	Boise St.	64 55	
												283	A	Northern Ariz.	52 48	
												283	H	Northern Ariz.	67 46	
												295	H	Utah Valley	69 67	
												321	H	Air Force	83 51	
												330	A	Weber St.	69 45	
												330	H	Weber St.	68 37	
LAST 12 Division I GAMES:																
158	H	Sacramento St.	81 61	236	H	North Dakota	60 43									
283	H	Northern Ariz.	67 46	93	H	Northern Colo.	49 50									
330	H	Weber St.	68 37	138	H	Montana St.	63 55									
71	A	Montana	49 61	71	H	Montana	52 57									
138	A	Montana St.	65 46	283	A	Northern Ariz.	52 48									
232	A	Southern Utah	60 50	158	A	Sacramento St.	62 52									

Non-Div I Games: Carroll (MT) 70 38

Idaho St.

■ Loss,
 ■ Non-Conf,
 ■ S Site,
 ■ Home
 ■ A Away
 N Neutral

Average RPI Win:	218	WON-LOST	WINNING	LAST 12	STRENGTH OF	OPP. STRENGTH	TEAM	ADJ.	CONF.	ADJ CONF.
Average RPI Loss:	152	RECORD	PCT. RANK	GAMES	SCHEDULE	OF SCHEDULE	RPI	RPI	RPI	RPI
DIV. I ONLY	8- 17	280	4- 8	187	169	273	273	13	13	
DIV. I NON-CONF.	3- 8	276	0- 0	264	208	309	309	12	12	
TOTALS	RPI 1-25	RPI 26-50	W-L RECORDS	RPI 51-100	RPI 101-150	RPI 150+				
8- 17	0- 2	0- 0	OVERALL	0- 3	1- 3	7- 9				
7- 5	0- 1	0- 0	HOME	0- 2	1- 1	6- 1				
1- 12	0- 1	0- 0	AWAY	0- 1	0- 2	1- 8				
0- 0	0- 0	0- 0	NEUTRAL	0- 0	0- 0	0- 0				
3- 8	0- 0	0- 0	NON-CONFERENCE	0- 1	0- 2	3- 5				
3- 2	0- 0	0- 0	HOME	0- 1	0- 1	3- 0				
0- 6	0- 0	0- 0	AWAY	0- 0	0- 1	0- 5				
0- 0	0- 0	0- 0	NEUTRAL	0- 0	0- 0	0- 0				
5- 9	0- 2	0- 0	CONFERENCE	0- 2	1- 1	4- 4				
4- 3	0- 1	0- 0	HOME	0- 1	1- 0	3- 1				
1- 6	0- 1	0- 0	AWAY	0- 1	0- 1	1- 3				
0- 0	0- 0	0- 0	NEUTRAL	0- 0	0- 0	0- 0				

RPI 1-25				RPI 26-50				RPI 51-100				RPI 101+ Team's RPI: 273			
RPI	S	Opponent	Score	RPI	S	Opponent	Score	RPI	S	Opponent	Score	RPI	S	Opponent	Score
21	A	Green Bay	53 99					60	A	Youngstown St.	66 79	104	H	Butler	61 84
21	H	Green Bay	36 67					60	H	Youngstown St.	54 67	123	A	Detroit	68 74
								70	H	Illinois St.	74 86	123	H	Detroit	76 74
												124	A	Indiana St.	33 64
												166	A	Bradley	52 66
												183	A	Indiana	59 81
												190	H	SIU Edwardsville	68 61
												199	A	Wright St.	51 59
												199	H	Wright St.	81 78
												208	A	Loyola Chicago	73 62
												210	A	Saint Louis	49 58
												235	A	Cleveland St.	69 75
												235	H	Cleveland St.	69 73
												237	H	Milwaukee	84 67
												249	A	Valparaiso	62 88
												249	H	Valparaiso	82 75
												251	A	Drake	61 71
												260	H	Western Mich.	66 58
												272	A	Southeast Mo. St.	52 67
												274	H	Northern Ill.	66 61
LAST 12 Division I GAMES:															
21	H	Green Bay	36 67	237	H	Milwaukee	84 67								
60	A	Youngstown St.	66 79	21	A	Green Bay	53 99								
123	H	Detroit	76 74	60	H	Youngstown St.	54 67								
199	H	Wright St.	81 78	123	A	Detroit	68 74								
249	A	Valparaiso	62 88	199	A	Wright St.	51 59								
235	A	Cleveland St.	69 75	249	H	Valparaiso	82 75								

Non-Div I Games: Roosevelt 90 67 Truman 51 64

Ill.-Chicago

Loss, Non-Conf, S Site, H Home A Away N Neutral

Average RPI Win:	121	WON-LOST	WINNING	LAST 12	STRENGTH OF	OPP. STRENGTH	TEAM	ADJ.	CONF.	ADJ CONF.
Average RPI Loss:	49	RECORD	PCT. RANK	GAMES	SCHEDULE	OF SCHEDULE	RPI	RPI	RPI	RPI
DIV. I ONLY	16- 12	126	7- 5	39	10	63	63	2	2	
DIV. I NON-CONF.	7- 5	130	0- 0	85	21	114	114	2	2	
TOTALS	RPI 1-25	RPI 26-50	W-L RECORDS	RPI 51-100	RPI 101-150	RPI 150+				
16- 12	2- 4	1- 4	OVERALL	4- 3	4- 0	5- 1				
9- 7	1- 2	1- 1	HOME	1- 3	1- 0	5- 1				
6- 4	1- 2	0- 2	AWAY	3- 0	2- 0	0- 0				
1- 1	0- 0	0- 1	NEUTRAL	0- 0	1- 0	0- 0				
7- 5	1- 1	0- 2	NON-CONFERENCE	0- 1	2- 0	4- 1				
5- 3	1- 1	0- 0	HOME	0- 1	0- 0	4- 1				
1- 1	0- 0	0- 1	AWAY	0- 0	1- 0	0- 0				
1- 1	0- 0	0- 1	NEUTRAL	0- 0	1- 0	0- 0				
9- 7	1- 3	1- 2	CONFERENCE	4- 2	2- 0	1- 0				
4- 4	0- 1	1- 1	HOME	1- 2	1- 0	1- 0				
5- 3	1- 2	0- 1	AWAY	3- 0	1- 0	0- 0				
0- 0	0- 0	0- 0	NEUTRAL	0- 0	0- 0	0- 0				

RPI	S	Opponent	Score	RPI	S	Opponent	Score	RPI	S	Opponent	Score	RPI	S	Opponent	Score
5	A	Penn St.	62 95	27	H	Michigan St.	75 79	61	A	Ohio St.	79 73	110	A	Memphis	73 65
15	A	Nebraska	62 52	29	N	Iowa St.	50 68	61	H	Ohio St.	53 64	129	A	Wisconsin	64 56
18	A	Purdue	65 76	31	A	Michigan	69 72	68	A	Minnesota	91 86	129	H	Wisconsin	60 53
18	H	Purdue	66 67	33	A	Texas Tech	56 75	68	H	Minnesota	76 66	146	N	Tulsa	82 75
19	H	Georgia	70 59	37	H	Iowa	74 62	70	H	Illinois St.	68 69	166	H	Bradley	77 83
25	H	Colorado	62 69					100	A	Northwestern	65 47	174	H	Wake Forest	95 82
								100	H	Northwestern	58 62	183	H	Indiana	73 60
												217	H	Evansville	84 52
												235	H	Cleveland St.	83 64
												248	H	Oregon	80 62
LAST 12 Division I GAMES:															
18	A	Purdue	65 76	31	A	Michigan	69 72								
61	H	Ohio St.	53 64	129	A	Wisconsin	64 56								
183	H	Indiana	73 60	37	H	Iowa	74 62								
5	A	Penn St.	62 95	68	A	Minnesota	91 86								
129	H	Wisconsin	60 53	100	H	Northwestern	58 62								
68	H	Minnesota	76 66	15	A	Nebraska	62 52								

Non-Div I Games:

Illinois

Average RPI Win:	176	WON-LOST	WINNING	LAST 12	STRENGTH OF	OPP. STRENGTH	TEAM	ADJ.	CONF.	ADJ CONF.
Average RPI Loss:	84	RECORD	PCT. RANK	GAMES	SCHEDULE	OF SCHEDULE	RPI	RPI	RPI	RPI
DIV. I ONLY	20- 8	55	9- 3	123	92	70	70	10	10	
DIV. I NON-CONF.	8- 4	84	0- 0	108	53	80	80	9	9	
TOTALS	RPI 1-25	RPI 26-50	W-L RECORDS	RPI 51-100	RPI 101-150	RPI 150+				
20- 8	0- 0	1- 4	OVERALL	3- 1	5- 1	11- 2				
12- 4	0- 0	1- 2	HOME	2- 0	2- 1	7- 1				
8- 4	0- 0	0- 2	AWAY	1- 1	3- 0	4- 1				
0- 0	0- 0	0- 0	NEUTRAL	0- 0	0- 0	0- 0				
8- 4	0- 0	0- 3	NON-CONFERENCE	2- 0	2- 1	4- 0				
4- 3	0- 0	0- 2	HOME	1- 0	0- 1	3- 0				
4- 1	0- 0	0- 1	AWAY	1- 0	2- 0	1- 0				
0- 0	0- 0	0- 0	NEUTRAL	0- 0	0- 0	0- 0				
12- 4	0- 0	1- 1	CONFERENCE	1- 1	3- 0	7- 2				
8- 1	0- 0	1- 0	HOME	1- 0	2- 0	4- 1				
4- 3	0- 0	0- 1	AWAY	0- 1	1- 0	3- 1				
0- 0	0- 0	0- 0	NEUTRAL	0- 0	0- 0	0- 0				

RPI S	Opponent	Score	RPI S	Opponent	Score	RPI S	Opponent	Score	RPI S	Opponent	Score
26	A Creighton	45 64	26	H Creighton	66 60	63	A Illinois	69 68	102	A Western Ky.	83 68
28	H Princeton	50 67	28	H Princeton	50 67	65	A Wichita St.	54 66	104	A Butler	65 57
31	H Michigan	45 56	31	H Michigan	45 56	65	H Wichita St.	57 56	110	H Memphis	74 76
37	A Iowa	64 74	37	A Iowa	64 74	100	H Northwestern	64 46	124	A Indiana St.	63 54
									124	H Indiana St.	66 65
									150	H UNI	72 41
									154	A Missouri St.	76 91
									154	H Missouri St.	81 60
									166	H Bradley	81 65
									187	H Ball St.	71 56
									217	A Evansville	64 46
									217	H Evansville	57 71
									237	H Milwaukee	75 54
									251	A Drake	71 66
									251	H Drake	81 57
									273	A Ill.-Chicago	86 74
									305	H Morehead St.	62 45
									315	A Southern Ill.	71 68
									315	H Southern Ill.	89 41
LAST 12 Division I GAMES:											
154	H Missouri St.	81 60	251	H Drake	81 57						
65	H Wichita St.	57 56	154	A Missouri St.	76 91						
124	A Indiana St.	63 54	65	A Wichita St.	54 66						
217	A Evansville	64 46	124	H Indiana St.	66 65						
315	A Southern Ill.	71 68	315	H Southern Ill.	89 41						
26	H Creighton	66 60	217	H Evansville	57 71						

Non-Div I Games:

Illinois St.

Indiana

Through Games Of Sunday, March 3, 2013

Average RPI Win:	186	WON-LOST	WINNING	LAST 12	STRENGTH OF	OPP. STRENGTH	TEAM	ADJ.	CONF.	ADJ CONF.
Average RPI Loss:	81	RECORD	PCT. RANK	GAMES	SCHEDULE	OF SCHEDULE	RPI	RPI	RPI	RPI
DIV. I ONLY	11- 18	238	1- 11	70	67	183	183	2	2	
DIV. I NON-CONF.	9- 4	75	0- 0	249	275	157	157	2	2	
TOTALS	RPI 1-25	RPI 26-50	W-L RECORDS	RPI 51-100	RPI 101-150	RPI 150+				
11- 18	1- 3	0- 5	OVERALL	1- 5	2- 2	7- 3				
9- 8	1- 2	0- 2	HOME	1- 2	2- 0	5- 2				
2- 10	0- 1	0- 3	AWAY	0- 3	0- 2	2- 1				
0- 0	0- 0	0- 0	NEUTRAL	0- 0	0- 0	0- 0				
9- 4	0- 0	0- 0	NON-CONFERENCE	0- 0	2- 1	7- 3				
7- 2	0- 0	0- 0	HOME	0- 0	2- 0	5- 2				
2- 2	0- 0	0- 0	AWAY	0- 0	0- 1	2- 1				
0- 0	0- 0	0- 0	NEUTRAL	0- 0	0- 0	0- 0				
2- 14	1- 3	0- 5	CONFERENCE	1- 5	0- 1	0- 0				
2- 6	1- 2	0- 2	HOME	1- 2	0- 0	0- 0				
0- 8	0- 1	0- 3	AWAY	0- 3	0- 1	0- 0				
0- 0	0- 0	0- 0	NEUTRAL	0- 0	0- 0	0- 0				

RPI S	Opponent	Score	RPI S	Opponent	Score	RPI S	Opponent	Score	RPI S	Opponent	Score	Team's RPI: 183
5	H Penn St.	54 76	27	A Michigan St.	42 72	61	A Ohio St.	45 68	104	A Butler	56 59	
15	H Nebraska	38 67	27	H Michigan St.	46 56	61	H Ohio St.	56 70	124	H Indiana St.	60 46	
18	A Purdue	42 59	31	A Michigan	48 65	63	A Illinois	60 73	129	A Wisconsin	53 65	
18	H Purdue	62 61	31	H Michigan	43 61	68	H Minnesota	53 59	132	H IUPUI	60 49	
			37	A Iowa	70 75	100	A Northwestern	39 53	186	H Clemson	52 49	
						100	H Northwestern	68 64	190	H SIU Edwardsville	72 56	
									195	H Belmont	54 58	
									202	H Xavier	66 55	
									233	A Murray St.	63 62	
									235	H Cleveland St.	58 69	
									249	A Valparaiso	52 64	
									255	H IPFW	64 47	
									273	H Ill.-Chicago	81 59	
									334	A A&M-Corpus Christi	58 47	
LAST 12 Division I GAMES:												
68	H Minnesota	53 59	5	H Penn St.	54 76							
37	A Iowa	70 75	61	H Ohio St.	56 70							
63	A Illinois	60 73	18	A Purdue	42 59							
18	H Purdue	62 61	100	A Northwestern	39 53							
27	A Michigan St.	42 72	31	H Michigan	43 61							
129	A Wisconsin	53 65	27	H Michigan St.	46 56							

Non-Div I Games:

Indiana

■ Loss,
■ Non-Conf,
■ S Site,
■ H Home
■ A Away
N Neutral

Average RPI Win:	214	WON-LOST	WINNING	LAST 12	STRENGTH OF	OPP. STRENGTH	TEAM	ADJ.	CONF.	ADJ CONF.
Average RPI Loss:	108	RECORD	PCT. RANK	GAMES	SCHEDULE	OF SCHEDULE	RPI	RPI	RPI	RPI
DIV. I ONLY	17- 10	94	7- 5	222	126	124	124	10	10	
DIV. I NON-CONF.	8- 3	61	0- 0	275	221	106	106	9	9	
TOTALS	RPI 1-25	RPI 26-50	W-L RECORDS	RPI 51-100	RPI 101-150	RPI 150+				
17- 10	0- 0	1- 1	OVERALL	0- 4	2- 3	14- 2				
11- 4	0- 0	1- 0	HOME	0- 2	1- 1	9- 1				
6- 6	0- 0	0- 1	AWAY	0- 2	1- 2	5- 1				
0- 0	0- 0	0- 0	NEUTRAL	0- 0	0- 0	0- 0				
8- 3	0- 0	0- 0	NON-CONFERENCE	0- 0	2- 2	6- 1				
6- 0	0- 0	0- 0	HOME	0- 0	1- 0	5- 0				
2- 3	0- 0	0- 0	AWAY	0- 0	1- 2	1- 1				
0- 0	0- 0	0- 0	NEUTRAL	0- 0	0- 0	0- 0				
9- 7	0- 0	1- 1	CONFERENCE	0- 4	0- 1	8- 1				
5- 4	0- 0	1- 0	HOME	0- 2	0- 1	4- 1				
4- 3	0- 0	0- 1	AWAY	0- 2	0- 0	4- 0				
0- 0	0- 0	0- 0	NEUTRAL	0- 0	0- 0	0- 0				

RPI S	Opponent	Score	RPI S	Opponent	Score	RPI S	Opponent	Score	RPI S	Opponent	Score	Team's RPI: 124
26	A Creighton	50 69	26	H Creighton	58 41	65	A Wichita St.	46 53	104	A Butler	45 56	
						65	H Wichita St.	53 63	118	H Eastern Ill.	69 39	
						70	A Illinois St.	65 66	132	A IUPUI	67 71	
						70	H Illinois St.	54 63	139	A UT Martin	73 71	
									150	H UNI	52 54	
									154	A Missouri St.	71 67	
									154	H Missouri St.	71 63	
									166	H Bradley	55 54	
									183	A Indiana	46 60	
									195	H Belmont	48 34	
									210	A Saint Louis	48 46	
									217	A Evansville	55 48	
									217	H Evansville	54 55	
									244	H Marshall	55 49	
									251	A Drake	67 49	
									251	H Drake	59 48	
									273	H Ill.-Chicago	64 33	
									274	H Northern Ill.	58 52	
									315	A Southern Ill.	77 64	
									315	H Southern Ill.	72 57	
									340	H Chicago St.	69 35	
LAST 12 Division I GAMES:												
65	H Wichita St.	53 63	26	H Creighton	58 41							
154	H Missouri St.	71 63	65	A Wichita St.	46 53							
70	H Illinois St.	54 63	154	A Missouri St.	71 67							
315	A Southern Ill.	77 64	70	A Illinois St.	65 66							
217	A Evansville	55 48	217	H Evansville	54 55							
251	H Drake	59 48	315	H Southern Ill.	72 57							

Non-Div I Games:

Indiana St.

Average RPI Win: 255	WON-LOST	WINNING	LAST 12	STRENGTH OF	OPP. STRENGTH	TEAM	ADJ.	CONF.	ADJ CONF.
Average RPI Loss: 144	RECORD	PCT. RANK	GAMES	SCHEDULE	OF SCHEDULE	RPI	RPI	RPI	RPI
DIV. I ONLY	18- 11	101	9- 3	274	212	149	149	25	25
DIV. I NON-CONF.	5- 6	190	0- 0	247	151	185	185	23	23
TOTALS	RPI 1-25	RPI 26-50	W-L RECORDS	RPI 51-100	RPI 101-150	RPI 150+			
18- 11	0- 1	0- 3	OVERALL	0- 0	1- 1	17- 6			
9- 3	0- 0	0- 1	HOME	0- 0	1- 0	8- 2			
9- 8	0- 1	0- 2	AWAY	0- 0	0- 1	9- 4			
0- 0	0- 0	0- 0	NEUTRAL	0- 0	0- 0	0- 0			
5- 6	0- 1	0- 1	NON-CONFERENCE	0- 0	1- 1	4- 3			
2- 1	0- 0	0- 0	HOME	0- 0	1- 0	1- 1			
3- 5	0- 1	0- 1	AWAY	0- 0	0- 1	3- 2			
0- 0	0- 0	0- 0	NEUTRAL	0- 0	0- 0	0- 0			
13- 5	0- 0	0- 2	CONFERENCE	0- 0	0- 0	13- 3			
7- 2	0- 0	0- 1	HOME	0- 0	0- 0	7- 1			
6- 3	0- 0	0- 1	AWAY	0- 0	0- 0	6- 2			
0- 0	0- 0	0- 0	NEUTRAL	0- 0	0- 0	0- 0			

RPI 1-25				RPI 26-50				RPI 51-100				RPI 101+ Team's RPI: 149			
RPI	S	Opponent	Score	RPI	S	Opponent	Score	RPI	S	Opponent	Score	RPI	S	Opponent	Score
6	A	Duke	31 100	38	A	St. John's (NY)	55 71					107	H	Navy	74 64
				48	A	Marist	55 69					116	A	N.C. A&T	57 66
				48	H	Marist	40 63					175	A	Long Beach St.	60 58
												184	A	Fairfield	62 47
												184	H	Fairfield	54 60
												192	A	Rider	76 63
												192	H	Rider	88 58
												197	A	Providence	58 70
												215	A	Stony Brook	64 70
												220	A	Loyola Maryland	43 64
												220	H	Loyola Maryland	67 61
												247	H	Bryant	71 77
												251	A	Niagara	76 65
												251	H	Niagara	60 58
												261	H	Colgate	73 47
												264	A	Canisius	68 54
												264	H	Canisius	84 79
												265	A	Siena	54 70
												265	H	Siena	71 47
												320	A	Manhattan	71 64
												320	H	Manhattan	76 46
												328	A	Wagner	74 64
												331	A	Saint Peter's	84 58
												331	H	Saint Peter's	93 62
												337	A	Columbia	67 63
LAST 12 Division I GAMES:															
				192	A	Rider	76 63					192	H	Rider	88 58
				320	A	Manhattan	71 64					48	H	Marist	40 63
				265	H	Siena	71 47					184	A	Fairfield	62 47
				220	H	Loyola Maryland	67 61					265	A	Siena	54 70
				264	H	Canisius	84 79					220	A	Loyola Maryland	43 64
				331	A	Saint Peter's	84 58					251	H	Niagara	60 58

Non-Div I Games:

Iona

■ Loss,
 ■ Non-Conf, S Site,
 ■ Home
 ■ Away
 N Neutral

Average RPI Win:	114	WON-LOST	WINNING	LAST 12	STRENGTH OF	OPP. STRENGTH	TEAM	ADJ.	CONF.	ADJ CONF.
Average RPI Loss:	43	RECORD	PCT. RANK	GAMES	SCHEDULE	OF SCHEDULE	RPI	RPI	RPI	RPI
DIV. I ONLY	19- 11	92	6- 6	23	12	37	37	2	2	
DIV. I NON-CONF.	11- 3	41	0- 0	48	25	24	24	2	2	
TOTALS	RPI 1-25	RPI 26-50	W-L RECORDS	RPI 51-100	RPI 101-150	RPI 150+				
19- 11	2- 5	3- 2	OVERALL	5- 3	4- 1	5- 0				
11- 5	1- 3	1- 1	HOME	3- 1	2- 0	4- 0				
6- 6	1- 0	1- 0	AWAY	2- 0	1- 1	1- 0				
2- 0	0- 0	1- 0	NEUTRAL	0- 0	1- 0	0- 0				
11- 3	0- 2	2- 0	NON-CONFERENCE	3- 0	2- 1	4- 0				
7- 1	0- 1	1- 0	HOME	2- 0	1- 0	3- 0				
2- 2	0- 1	0- 0	AWAY	1- 0	0- 1	1- 0				
2- 0	0- 0	1- 0	NEUTRAL	0- 0	1- 0	0- 0				
8- 8	2- 3	1- 2	CONFERENCE	2- 3	2- 0	1- 0				
4- 4	1- 2	0- 1	HOME	1- 1	1- 0	1- 0				
4- 4	1- 1	1- 1	AWAY	1- 2	1- 0	0- 0				
0- 0	0- 0	0- 0	NEUTRAL	0- 0	0- 0	0- 0				

RPI S	Opponent	Score	RPI S	Opponent	Score	Team's RPI: 37	RPI S	Opponent	Score	RPI S	Opponent	Score
5	H Penn St.	69 81	27	A Michigan St.	54 65		51	H Middle Tenn.	69 63	112	A FIU	65 66
14	H North Carolina	64 77	29	H Iowa St.	50 42		61	H Ohio St.	77 71	114	N Texas	86 63
15	A Nebraska	46 66	31	A Michigan	63 57		63	A Illinois	62 74	129	A Wisconsin	65 56
15	H Nebraska	75 76	31	H Michigan	64 68		68	A Minnesota	60 72	129	H Wisconsin	71 60
18	A Purdue	72 52	41	N West Virginia	79 70		70	H Illinois St.	74 64	150	H UNI	68 46
18	H Purdue	62 46					77	A San Diego	83 73	154	H Missouri St.	97 43
20	A Florida St.	69 83					100	A Northwestern	62 45	183	H Indiana	75 70
							100	H Northwestern	65 67	251	A Drake	82 65
										274	H Northern Ill.	63 40
										278	H Robert Morris	58 44
LAST 12 Division I GAMES:												
100	A Northwestern	62 45	68	A Minnesota	60 72							
183	H Indiana	75 70	100	H Northwestern	65 67							
15	A Nebraska	46 66	63	A Illinois	62 74							
18	A Purdue	72 52	31	A Michigan	63 57							
5	H Penn St.	69 81	129	H Wisconsin	71 60							
15	H Nebraska	75 76	18	H Purdue	62 46							

Non-Div I Games:

Iowa

■ Loss,
 ■ Non-Conf, S Site,
 ■ Home
 ■ Away
 N Neutral

Average RPI Win:	137	WON-LOST	WINNING	LAST 12	STRENGTH OF	OPP. STRENGTH	TEAM	ADJ.	CONF.	ADJ CONF.
Average RPI Loss:	50	RECORD	PCT. RANK	GAMES	SCHEDULE	OF SCHEDULE	RPI	RPI	RPI	RPI
DIV. I ONLY	20- 7	48	7- 5	64	7	29	29	1	1	
DIV. I NON-CONF.	9- 1	20	0- 0	272	170	65	65	1	1	
TOTALS	RPI 1-25	RPI 26-50	W-L RECORDS	RPI 51-100	RPI 101-150	RPI 150+				
20- 7	0- 2	5- 3	OVERALL	4- 1	3- 0	8- 1				
12- 2	0- 1	2- 1	HOME	2- 0	1- 0	7- 0				
6- 5	0- 1	3- 2	AWAY	1- 1	2- 0	0- 1				
2- 0	0- 0	0- 0	NEUTRAL	1- 0	0- 0	1- 0				
9- 1	0- 0	0- 1	NON-CONFERENCE	1- 0	1- 0	7- 0				
6- 0	0- 0	0- 0	HOME	0- 0	0- 0	6- 0				
1- 1	0- 0	0- 1	AWAY	0- 0	1- 0	0- 0				
2- 0	0- 0	0- 0	NEUTRAL	1- 0	0- 0	1- 0				
11- 6	0- 2	5- 2	CONFERENCE	3- 1	2- 0	1- 1				
6- 2	0- 1	2- 1	HOME	2- 0	1- 0	1- 0				
5- 4	0- 1	3- 1	AWAY	1- 1	1- 0	0- 1				
0- 0	0- 0	0- 0	NEUTRAL	0- 0	0- 0	0- 0				

RPI 1-25				RPI 26-50				Team's RPI: 29	RPI 51-100				RPI 101+			
RPI	S	Opponent	Score	RPI	S	Opponent	Score		RPI	S	Opponent	Score	RPI	S	Opponent	Score
1	A	Baylor	39 67	32	A	Oklahoma	72 68		52	A	Kansas	75 78	114	A	Texas	67 48
1	H	Baylor	51 66	32	H	Oklahoma	82 61		52	H	Kansas	83 68	114	H	Texas	73 65
				33	A	Texas Tech	58 54		63	N	Illinois	68 50	150	A	UNI	67 59
				33	H	Texas Tech	67 52		78	A	Kansas St.	69 50	176	A	TCU	58 61
				37	A	Iowa	42 50		78	H	Kansas St.	87 71	176	H	TCU	68 52
				40	A	Oklahoma St.	42 71						179	N	Loyola Marymount	55 33
				41	A	West Virginia	53 49						184	H	Fairfield	60 43
				41	H	West Virginia	66 68						236	H	North Dakota	73 34
													239	H	Western Ill.	84 65
													251	H	Drake	87 45
													321	H	Air Force	83 35
													329	H	Alabama St.	86 47
LAST 12 Division I GAMES:																
176	A	TCU	58 61	114	A	Texas	67 48		52	H	Kansas	83 68	33	H	Texas Tech	67 52
52	H	Kansas	83 68	78	A	Kansas St.	69 50		52	A	Kansas	75 78	41	A	West Virginia	53 49
78	A	Kansas St.	69 50	41	H	West Virginia	66 68		1	H	Baylor	51 66	40	A	Oklahoma St.	42 71
41	H	West Virginia	66 68	32	A	Oklahoma	72 68									
32	A	Oklahoma	72 68	78	H	Kansas St.	87 71									
78	H	Kansas St.	87 71													

Non-Div I Games:

Iowa St.

■ Loss,
■ Non-Conf,
■ S Site,
■ H Home
■ A Away
N Neutral

Average RPI Win:	305	WON-LOST	WINNING	LAST 12	STRENGTH OF	OPP. STRENGTH	TEAM	ADJ.	CONF.	ADJ CONF.
Average RPI Loss:	227	RECORD	PCT. RANK	GAMES	SCHEDULE	OF SCHEDULE	RPI	RPI	RPI	RPI
DIV. I ONLY	12- 15	198	8- 4	344	342	307	307	32	32	
DIV. I NON-CONF.	3- 6	244	0- 0	336	311	299	299	31	31	
TOTALS	RPI 1-25	RPI 26-50	W-L RECORDS	RPI 51-100	RPI 101-150	RPI 150+				
12- 15	0- 0	0- 0	OVERALL	0- 1	0- 2	12- 12				
7- 3	0- 0	0- 0	HOME	0- 0	0- 0	7- 3				
4- 11	0- 0	0- 0	AWAY	0- 1	0- 1	4- 8				
1- 1	0- 0	0- 0	NEUTRAL	0- 0	0- 1	1- 0				
3- 6	0- 0	0- 0	NON-CONFERENCE	0- 1	0- 2	3- 3				
0- 1	0- 0	0- 0	HOME	0- 0	0- 0	0- 1				
2- 4	0- 0	0- 0	AWAY	0- 1	0- 1	2- 2				
1- 1	0- 0	0- 0	NEUTRAL	0- 0	0- 1	1- 0				
9- 9	0- 0	0- 0	CONFERENCE	0- 0	0- 0	9- 9				
7- 2	0- 0	0- 0	HOME	0- 0	0- 0	7- 2				
2- 7	0- 0	0- 0	AWAY	0- 0	0- 0	2- 7				
0- 0	0- 0	0- 0	NEUTRAL	0- 0	0- 0	0- 0				

RPI 1-25				RPI 26-50				RPI 51-100				RPI 101+ Team's RPI: 307					
RPI	S	Opponent	Score	RPI	S	Opponent	Score	RPI	S	Opponent	Score	RPI	S	Opponent	Score		
								74	A	Arkansas	58	72	107	N	Navy	48	72
												114	A	Texas	53	80	
												177	A	Texas Southern	66	73	
												177	H	Texas Southern	58	67	
												191	A	Eastern Ky.	56	64	
												228	A	Prairie View	53	59	
												228	H	Prairie View	62	56	
												241	A	Mississippi Val.	64	78	
												241	H	Mississippi Val.	73	68	
												244	N	Marshall	67	63	
												276	A	Southern U.	54	56	
												276	H	Southern U.	59	72	
												289	H	Southeastern La.	54	66	
												292	A	La.-Lafayette	57	68	
												310	A	Alabama A&M	48	66	
												310	H	Alabama A&M	52	45	
												312	A	Grambling	61	54	
												312	H	Grambling	71	67	
												324	A	Ark.-Pine Bluff	64	70	
												324	H	Ark.-Pine Bluff	70	59	
												329	A	Alabama St.	62	76	
												329	H	Alabama St.	70	67	
												338	A	Alcorn	40	34	
												338	H	Alcorn	59	56	
												344	A	Houston Baptist	65	57	
												345	A	New Orleans	82	51	
LAST 12 Division I GAMES:																	
				310	H	Alabama A&M	52	45				177	H	Texas Southern	58	67	
				329	H	Alabama St.	70	67				276	A	Southern U.	54	56	
				324	A	Ark.-Pine Bluff	64	70				338	A	Alcorn	40	34	
				241	A	Mississippi Val.	64	78				324	H	Ark.-Pine Bluff	70	59	
				312	H	Grambling	71	67				241	H	Mississippi Val.	73	68	
				228	H	Prairie View	62	56				312	A	Grambling	61	54	

Non-Div I Games:

Jackson St.

■ Loss,
 ■ Non-Conf,
 S Site,
 ■ Home
 ■ Away
 N Neutral

Jacksonville

Through Games Of Sunday, March 3, 2013

Average RPI Win:	295	WON-LOST	WINNING	LAST 12	STRENGTH OF	OPP. STRENGTH	TEAM	ADJ.	CONF.	ADJ CONF.
Average RPI Loss:	174	RECORD	PCT. RANK	GAMES	SCHEDULE	OF SCHEDULE	RPI	RPI	RPI	RPI
DIV. I ONLY	11- 18	238	4- 8	324	285	301	301	29	29	
DIV. I NON-CONF.	5- 8	220	0- 1	319	266	301	301	27	27	
TOTALS	RPI 1-25	RPI 26-50	W-L RECORDS	RPI 51-100	RPI 101-150	RPI 150+				
11- 18	0- 0	0- 2	OVERALL	0- 2	0- 5	11- 9				
9- 6	0- 0	0- 1	HOME	0- 1	0- 2	9- 2				
2- 12	0- 0	0- 1	AWAY	0- 1	0- 3	2- 7				
0- 0	0- 0	0- 0	NEUTRAL	0- 0	0- 0	0- 0				
5- 8	0- 0	0- 0	NON-CONFERENCE	0- 2	0- 1	5- 5				
4- 3	0- 0	0- 0	HOME	0- 1	0- 0	4- 2				
1- 5	0- 0	0- 0	AWAY	0- 1	0- 1	1- 3				
0- 0	0- 0	0- 0	NEUTRAL	0- 0	0- 0	0- 0				
6- 10	0- 0	0- 2	CONFERENCE	0- 0	0- 4	6- 4				
5- 3	0- 0	0- 1	HOME	0- 0	0- 2	5- 0				
1- 7	0- 0	0- 1	AWAY	0- 0	0- 2	1- 4				
0- 0	0- 0	0- 0	NEUTRAL	0- 0	0- 0	0- 0				

RPI 1-25			RPI 26-50			RPI 51-100			RPI 101+			Team's RPI: 301			
RPI	S	Opponent	Score	RPI	S	Opponent	Score	RPI	S	Opponent	Score				
				49	A	FGCU	57 74	59	H	South Fla.	52 92	105	A	Stetson	56 73
				49	H	FGCU	49 80	91	A	Auburn	49 85	105	H	Stetson	51 72
												119	A	South Carolina St.	45 68
												142	A	Mercer	61 68
												142	H	Mercer	68 72
												165	A	Northern Ky.	71 76
												165	H	Northern Ky.	65 60
												186	A	Clemson	58 87
												211	A	Fla. Atlantic	79 96
												246	A	East Tenn. St.	57 74
												246	H	East Tenn. St.	90 81
												254	A	USC Upstate	53 72
												254	H	USC Upstate	73 54
												282	H	Florida A&M	69 72
												291	A	North Florida	63 66
												291	H	North Florida	57 55
												298	H	Vermont	78 67
												302	H	Troy	83 88
												314	H	Bethune-Cookman	68 54
												327	H	Savannah St.	72 60
LAST 12 Division I GAMES:												333	A	Kennesaw St.	51 57
				165	A	Northern Ky.	71 76	333	A	Kennesaw St.	51 72	333	H	Kennesaw St.	64 52
				335	A	Lipscomb	67 55	105	H	Stetson	49 80	335	A	Lipscomb	67 55
				254	H	USC Upstate	73 54	49	H	FGCU	57 74	335	H	Lipscomb	58 45
				246	H	East Tenn. St.	90 81	246	A	East Tenn. St.	53 72	343	A	Jacksonville St.	72 69
				291	H	North Florida	57 55	254	A	USC Upstate	63 66				
				142	A	Mercer	61 68	291	A	North Florida					

Non-Div I Games:

Jacksonville

■ Loss,
 ■ Non-Conf,
 ■ S Site,
 ■ Home
 ■ A Away
 N Neutral

Average RPI Win:	272	WON-LOST	WINNING	LAST 12	STRENGTH OF	OPP. STRENGTH	TEAM	ADJ.	CONF.	ADJ CONF.
Average RPI Loss:	216	RECORD	PCT. RANK	GAMES	SCHEDULE	OF SCHEDULE	RPI	RPI	RPI	RPI
DIV. I ONLY	1- 26	343	1- 11	262	327	343	343	28	28	
DIV. I NON-CONF.	0- 11	337	0- 0	273	337	342	342	29	29	
TOTALS	RPI 1-25	RPI 26-50	W-L RECORDS	RPI 51-100	RPI 101-150	RPI 150+				
1- 26	0- 0	0- 1	OVERALL	0- 0	0- 3	1- 22				
1- 10	0- 0	0- 0	HOME	0- 0	0- 0	1- 10				
0- 15	0- 0	0- 1	AWAY	0- 0	0- 3	0- 11				
0- 1	0- 0	0- 0	NEUTRAL	0- 0	0- 0	0- 1				
0- 11	0- 0	0- 1	NON-CONFERENCE	0- 0	0- 1	0- 9				
0- 3	0- 0	0- 0	HOME	0- 0	0- 0	0- 3				
0- 7	0- 0	0- 1	AWAY	0- 0	0- 1	0- 5				
0- 1	0- 0	0- 0	NEUTRAL	0- 0	0- 0	0- 1				
1- 15	0- 0	0- 0	CONFERENCE	0- 0	0- 2	1- 13				
1- 7	0- 0	0- 0	HOME	0- 0	0- 0	1- 7				
0- 8	0- 0	0- 0	AWAY	0- 0	0- 2	0- 6				
0- 0	0- 0	0- 0	NEUTRAL	0- 0	0- 0	0- 0				

RPI 1-25			RPI 26-50			RPI 51-100			RPI 101+ Team's RPI: 343						
RPI	S	Opponent	Score	RPI	S	Opponent	Score	RPI	S	Opponent	Score				
				47	A	Chattanooga	59 72					118	A	Eastern Ill.	53 76
												139	A	UT Martin	63 93
												142	A	Mercer	51 63
												169	N	Campbell	53 66
												172	A	Tennessee Tech	52 79
												172	H	Tennessee Tech	51 73
												178	A	Alabama	43 80
												185	A	Mississippi St.	54 69
												190	A	SIU Edwardsville	58 80
												191	A	Eastern Ky.	69 80
												191	H	Eastern Ky.	51 69
												195	A	Belmont	49 69
												195	H	Belmont	62 68
												204	A	Tennessee St.	67 76
												204	H	Tennessee St.	68 88
												233	H	Murray St.	58 68
												250	H	Samford	45 48
												256	A	Georgia St.	50 79
												272	H	Southeast Mo. St.	60 57
												291	A	North Florida	45 52
												301	H	Jacksonville	69 72
												305	A	Morehead St.	54 68
												305	H	Morehead St.	59 70
												306	H	Austin Peay	71 78
												333	H	Kennesaw St.	50 51
												335	A	Lipscomb	54 67
LAST 12 Division I GAMES:															
				195	A	Belmont	49 69					306	H	Austin Peay	71 78
				272	H	Southeast Mo. St.	60 57					233	H	Murray St.	58 68
				305	A	Morehead St.	54 68					204	A	Tennessee St.	67 76
				191	A	Eastern Ky.	69 80					191	H	Eastern Ky.	51 69
				172	A	Tennessee Tech	52 79					190	A	SIU Edwardsville	58 80
				305	H	Morehead St.	59 70					118	A	Eastern Ill.	53 76

Non-Div I Games: Reinhardt

60 65

Jacksonville St.

■ Loss,
 ■ Non-Conf,
 ■ S Site,
 ■ Home
 ■ A Away
 N Neutral

Average RPI Win:	214	WON-LOST	WINNING	LAST 12	STRENGTH OF	OPP. STRENGTH	TEAM	ADJ.	CONF.	ADJ CONF.
Average RPI Loss:	58	RECORD	PCT. RANK	GAMES	SCHEDULE	OF SCHEDULE	RPI	RPI	RPI	RPI
DIV. I ONLY	20- 9	66	10- 2	91	140	82	82	14	14	
DIV. I NON-CONF.	6- 6	160	0- 0	21	149	109	109	15	15	
TOTALS	RPI 1-25	RPI 26-50	W-L RECORDS	RPI 51-100	RPI 101-150	RPI 150+				
20- 9	1- 2	0- 2	OVERALL	1- 5	4- 0	14- 0				
11- 5	0- 1	0- 1	HOME	0- 3	3- 0	8- 0				
7- 3	0- 1	0- 1	AWAY	0- 1	1- 0	6- 0				
2- 1	1- 0	0- 0	NEUTRAL	1- 1	0- 0	0- 0				
6- 6	1- 0	0- 2	NON-CONFERENCE	1- 4	1- 0	3- 0				
4- 3	0- 0	0- 1	HOME	0- 2	1- 0	3- 0				
0- 2	0- 0	0- 1	AWAY	0- 1	0- 0	0- 0				
2- 1	1- 0	0- 0	NEUTRAL	1- 1	0- 0	0- 0				
14- 3	0- 2	0- 0	CONFERENCE	0- 1	3- 0	11- 0				
7- 2	0- 1	0- 0	HOME	0- 1	2- 0	5- 0				
7- 1	0- 1	0- 0	AWAY	0- 0	1- 0	6- 0				
0- 0	0- 0	0- 0	NEUTRAL	0- 0	0- 0	0- 0				

RPI 1-25				RPI 26-50				RPI 51-100				Team's RPI: 82	RPI 101+			
RPI	S	Opponent	Score	RPI	S	Opponent	Score	RPI	S	Opponent	Score		RPI	S	Opponent	Score
17	A	Delaware	60 61	35	A	Duquesne	57 62	65	N	Wichita St.	63 58		115	H	American	65 49
17	H	Delaware	64 71	42	H	Quinnipiac	60 65	68	N	Minnesota	62 80		122	H	Northeastern	68 65
21	N	Green Bay	89 86					73	H	Liberty	48 60		130	A	Old Dominion	68 56
								86	H	Drexel	46 48		130	H	Old Dominion	77 61
								90	A	Virginia	57 78		157	A	Hofstra	68 60
								98	H	Richmond	66 70		157	H	Hofstra	85 62
													233	H	Murray St.	71 51
													256	A	Georgia St.	65 49
													270	A	Towson	75 61
													270	H	Towson	79 45
													271	A	George Mason	71 55
													271	H	George Mason	67 56
													288	A	William & Mary	68 63
													288	H	William & Mary	82 52
													299	A	UNC Wilmington	60 39
													299	H	UNC Wilmington	74 43
													309	H	Ga. Southern	93 44
													326	H	Maine	88 34
LAST 12 Division I GAMES:																
271	H	George Mason	67 56	17	H	Delaware	64 71									
130	H	Old Dominion	77 61	299	H	UNC Wilmington	74 43									
17	A	Delaware	60 61	288	A	William & Mary	68 63									
270	H	Towson	79 45	270	A	Towson	75 61									
157	A	Hofstra	68 60	157	H	Hofstra	85 62									
130	A	Old Dominion	68 56	271	A	George Mason	71 55									

Non-Div I Games:

James Madison

■ Loss,
 ■ Non-Conf,
 ■ S Site,
 ■ H Home
 ■ A Away
 N Neutral

Kansas

Through Games Of Sunday, March 3, 2013

Average RPI Win:	137	WON-LOST	WINNING	LAST 12	STRENGTH OF	OPP. STRENGTH	TEAM	ADJ.	CONF.	ADJ CONF.
Average RPI Loss:	37	RECORD	PCT. RANK	GAMES	SCHEDULE	OF SCHEDULE	RPI	RPI	RPI	RPI
DIV. I ONLY	15- 12	133	5- 7	11	15	52	52	1	1	
DIV. I NON-CONF.	8- 2	40	0- 0	83	155	31	31	1	1	
TOTALS	RPI 1-25	RPI 26-50	W-L RECORDS	RPI 51-100	RPI 101-150	RPI 150+				
15- 12	0- 3	4- 7	OVERALL	3- 1	2- 1	6- 0				
11- 4	0- 1	2- 3	HOME	2- 0	2- 0	5- 0				
4- 8	0- 2	2- 4	AWAY	1- 1	0- 1	1- 0				
0- 0	0- 0	0- 0	NEUTRAL	0- 0	0- 0	0- 0				
8- 2	0- 1	1- 0	NON-CONFERENCE	1- 1	1- 0	5- 0				
7- 0	0- 0	0- 0	HOME	1- 0	1- 0	5- 0				
1- 2	0- 1	1- 0	AWAY	0- 1	0- 0	0- 0				
0- 0	0- 0	0- 0	NEUTRAL	0- 0	0- 0	0- 0				
7- 10	0- 2	3- 7	CONFERENCE	2- 0	1- 1	1- 0				
4- 4	0- 1	2- 3	HOME	1- 0	1- 0	0- 0				
3- 6	0- 1	1- 4	AWAY	1- 0	0- 1	1- 0				
0- 0	0- 0	0- 0	NEUTRAL	0- 0	0- 0	0- 0				

RPI	S	Opponent	Score	RPI	S	Opponent	Score	RPI	S	Opponent	Score	RPI	S	Opponent	Score
1	A	Baylor	45 86	26	A	Creighton	58 48	68	H	Minnesota	65 53	114	A	Texas	83 93
1	H	Baylor	60 82	29	A	Iowa St.	68 83	74	A	Arkansas	56 64	114	H	Texas	76 38
8	A	California	79 88	29	H	Iowa St.	78 75	78	A	Kansas St.	89 80	120	H	Idaho St.	52 36
				32	A	Oklahoma	77 85	78	H	Kansas St.	72 63	174	H	Wake Forest	64 58
				32	H	Oklahoma	81 71					176	A	TCU	76 75
				33	A	Texas Tech	63 70					228	H	Prairie View	72 60
				33	H	Texas Tech	70 72					272	H	Southeast Mo. St.	68 58
				40	A	Oklahoma St.	59 76					310	H	Alabama A&M	76 59
				40	H	Oklahoma St.	52 65					312	H	Grambling	101 47
				41	A	West Virginia	60 59								
				41	H	West Virginia	56 72								
LAST 12 Division I GAMES:															
				32	A	Oklahoma	77 85	41	H	West Virginia	56 72				
				29	A	Iowa St.	68 83	1	A	Baylor	45 86				
				33	H	Texas Tech	70 72	78	A	Kansas St.	89 80				
				114	A	Texas	83 93	29	H	Iowa St.	78 75				
				32	H	Oklahoma	81 71	40	H	Oklahoma St.	52 65				
				176	A	TCU	76 75	114	H	Texas	76 38				

Non-Div I Games: Newman 97 64

Kansas

Loss, Non-Conf, S Site, H Home A Away N Neutral

Average RPI Win:	155	WON-LOST	WINNING	LAST 12	STRENGTH OF	OPP. STRENGTH	TEAM	ADJ.	CONF.	ADJ CONF.
Average RPI Loss:	41	RECORD	PCT. RANK	GAMES	SCHEDULE	OF SCHEDULE	RPI	RPI	RPI	RPI
DIV. I ONLY	14- 15	169	4- 8	18	38	78	78	1	1	
DIV. I NON-CONF.	9- 3	55	0- 0	24	184	30	30	1	1	
TOTALS	RPI 1-25	RPI 26-50	W-L RECORDS	RPI 51-100	RPI 101-150	RPI 150+				
14- 15	0- 3	2- 8	OVERALL	2- 3	2- 1	8- 0				
8- 6	0- 1	2- 3	HOME	0- 2	2- 0	4- 0				
6- 7	0- 0	0- 5	AWAY	2- 1	0- 1	4- 0				
0- 2	0- 2	0- 0	NEUTRAL	0- 0	0- 0	0- 0				
9- 3	0- 2	0- 0	NON-CONFERENCE	2- 1	1- 0	6- 0				
4- 1	0- 0	0- 0	HOME	0- 1	1- 0	3- 0				
5- 0	0- 0	0- 0	AWAY	2- 0	0- 0	3- 0				
0- 2	0- 2	0- 0	NEUTRAL	0- 0	0- 0	0- 0				
5- 12	0- 1	2- 8	CONFERENCE	0- 2	1- 1	2- 0				
4- 5	0- 1	2- 3	HOME	0- 1	1- 0	1- 0				
1- 7	0- 0	0- 5	AWAY	0- 1	0- 1	1- 0				
0- 0	0- 0	0- 0	NEUTRAL	0- 0	0- 0	0- 0				

RPI 1-25				RPI 26-50				RPI 51-100 Team's RPI: 78				RPI 101+			
RPI	S	Opponent	Score	RPI	S	Opponent	Score	RPI	S	Opponent	Score	RPI	S	Opponent	Score
1	H	Baylor	69 90	29	A	Iowa St.	71 87	52	A	Kansas	63 72	114	A	Texas	40 59
4	N	Notre Dame	57 87	29	H	Iowa St.	50 69	52	H	Kansas	80 89	114	H	Texas	68 47
16	N	Texas A&M	60 83	32	A	Oklahoma	57 72	53	A	Charlotte	67 63	120	H	Idaho St.	62 54
				32	H	Oklahoma	68 74	65	A	Wichita St.	48 43	160	A	UC Santa Barbara	60 45
				33	A	Texas Tech	50 59	95	H	UTEP	50 52	176	A	TCU	57 54
				33	H	Texas Tech	68 62					176	H	TCU	59 58
				40	A	Oklahoma St.	45 80					201	H	South Dakota	68 54
				40	H	Oklahoma St.	76 70					204	A	Tennessee St.	62 47
				41	A	West Virginia	57 66					241	H	Mississippi Val.	64 57
				41	H	West Virginia	52 66					267	A	UNLV	80 54
												324	H	Ark.-Pine Bluff	89 55
LAST 12 Division I GAMES:															
33	H	Texas Tech	68 62	29	A	Iowa St.	71 87								
41	A	West Virginia	57 66	32	H	Oklahoma	68 74								
29	H	Iowa St.	50 69	52	H	Kansas	80 89								
32	A	Oklahoma	57 72	114	A	Texas	40 59								
40	A	Oklahoma St.	45 80	40	H	Oklahoma St.	76 70								
114	H	Texas	68 47	176	A	TCU	57 54								

Non-Div I Games:

Kansas St.

Average RPI Win:	318	WON-LOST	WINNING	LAST 12	STRENGTH OF	OPP. STRENGTH	TEAM	ADJ.	CONF.	ADJ CONF.
Average RPI Loss:	199	RECORD	PCT. RANK	GAMES	SCHEDULE	OF SCHEDULE	RPI	RPI	RPI	RPI
DIV. I ONLY	7- 23	311	3- 9	337	303	333	333	29	29	
DIV. I NON-CONF.	4- 10	269	0- 2	339	307	330	330	27	27	
TOTALS	RPI 1-25	RPI 26-50	W-L RECORDS	RPI 51-100	RPI 101-150	RPI 150+				
7- 23	0- 0	0- 2	OVERALL	0- 3	0- 4	7- 14				
4- 8	0- 0	0- 1	HOME	0- 0	0- 2	4- 5				
3- 14	0- 0	0- 1	AWAY	0- 2	0- 2	3- 9				
0- 1	0- 0	0- 0	NEUTRAL	0- 1	0- 0	0- 0				
4- 10	0- 0	0- 0	NON-CONFERENCE	0- 3	0- 0	4- 7				
2- 2	0- 0	0- 0	HOME	0- 0	0- 0	2- 2				
2- 7	0- 0	0- 0	AWAY	0- 2	0- 0	2- 5				
0- 1	0- 0	0- 0	NEUTRAL	0- 1	0- 0	0- 0				
3- 13	0- 0	0- 2	CONFERENCE	0- 0	0- 4	3- 7				
2- 6	0- 0	0- 1	HOME	0- 0	0- 2	2- 3				
1- 7	0- 0	0- 1	AWAY	0- 0	0- 2	1- 4				
0- 0	0- 0	0- 0	NEUTRAL	0- 0	0- 0	0- 0				

RPI S	Opponent	Score	RPI S	Opponent	Score	RPI S	Opponent	Score	RPI S	Opponent	Score	Team's RPI: 333
49	A FGCU	36 74	49	H FGCU	35 62	51	A Middle Tenn.	45 87	105	A Stetson	46 74	
						88	N Davidson	54 63	105	H Stetson	52 57	
						89	A Georgia Tech	51 80	142	A Mercer	36 57	
									142	H Mercer	46 71	
									165	A Northern Ky.	49 65	
									165	H Northern Ky.	49 55	
									246	A East Tenn. St.	65 69	
									246	H East Tenn. St.	59 61	
									254	A USC Upstate	48 57	
									254	H USC Upstate	52 61	
									256	A Georgia St.	42 63	
									291	A North Florida	49 52	
									291	H North Florida	50 40	
									300	A Texas St.	61 75	
									301	A Jacksonville	52 64	
									301	H Jacksonville	57 51	
									302	H Troy	72 65	
									305	A Morehead St.	49 50	
									309	H Ga. Southern	53 39	
									313	H Gardner-Webb	59 68	
									316	A Wofford	49 66	
									335	A Lipscomb	55 39	
									335	H Lipscomb	53 55	
									342	A UNC Asheville	71 62	
									343	A Jacksonville St.	51 50	
LAST 12 Division I GAMES:												
49	A FGCU	36 74	291	H North Florida	50 40							
105	A Stetson	46 74	301	H Jacksonville	57 51							
165	H Northern Ky.	49 55	142	A Mercer	36 57							
335	H Lipscomb	53 55	335	A Lipscomb	55 39							
246	A East Tenn. St.	65 69	165	A Northern Ky.	49 65							
254	A USC Upstate	48 57	254	H USC Upstate	52 61							

Non-Div I Games:

Kennesaw St.

K
e
n
t
s
t
t
.K
e
n
t
s
t
t
.

Non-Div I Games:

Average RPI Win:	124	WON-LOST	WINNING	LAST 12	STRENGTH OF	OPP. STRENGTH	TEAM	ADJ.	CONF.	ADJ CONF.
Average RPI Loss:	17	RECORD	PCT. RANK	GAMES	SCHEDULE	OF SCHEDULE	RPI	RPI	RPI	RPI
DIV. I ONLY	25- 4	14	9- 3	21	35	9	9	3	3	
DIV. I NON-CONF.	12- 1	4	0- 0	99	76	17	17	6	6	
TOTALS	RPI 1-25	RPI 26-50	W-L RECORDS	RPI 51-100	RPI 101-150	RPI 150+				
25- 4	6- 3	3- 1	OVERALL	5- 0	1- 0	10- 0				
16- 1	4- 1	2- 0	HOME	3- 0	1- 0	6- 0				
9- 3	2- 2	1- 1	AWAY	2- 0	0- 0	4- 0				
0- 0	0- 0	0- 0	NEUTRAL	0- 0	0- 0	0- 0				
12- 1	2- 1	1- 0	NON-CONFERENCE	1- 0	1- 0	7- 0				
9- 0	1- 0	1- 0	HOME	1- 0	1- 0	5- 0				
3- 1	1- 1	0- 0	AWAY	0- 0	0- 0	2- 0				
0- 0	0- 0	0- 0	NEUTRAL	0- 0	0- 0	0- 0				
13- 3	4- 2	2- 1	CONFERENCE	4- 0	0- 0	3- 0				
7- 1	3- 1	1- 0	HOME	2- 0	0- 0	1- 0				
6- 2	1- 1	1- 1	AWAY	2- 0	0- 0	2- 0				
0- 0	0- 0	0- 0	NEUTRAL	0- 0	0- 0	0- 0				

RPI	S	Opponent	Score	RPI	S	Opponent	Score	RPI	S	Opponent	Score	RPI	S	Opponent	Score
1	A	Baylor	51 85	30	A	Vanderbilt	75 53	51	H	Middle Tenn.	68 46	134	H	High Point	80 46
7	H	Tennessee	78 65	34	A	LSU	72 77	74	A	Arkansas	80 74	156	H	Miami (OH)	92 53
12	A	South Carolina	50 55	34	H	LSU	73 60	80	H	Florida	76 69	160	A	UC Santa Barbara	66 38
12	H	South Carolina	78 74	48	H	Marist	78 56	91	H	Auburn	97 53	178	A	Alabama	87 70
16	A	Texas A&M	70 66					92	A	Missouri	69 43	185	H	Mississippi St.	100 47
16	H	Texas A&M	65 62									238	A	Ole Miss	90 65
19	H	Georgia	71 75									254	H	USC Upstate	100 34
22	A	Louisville	48 47									258	A	Pepperdine	80 62
23	H	DePaul	96 64									290	H	Delaware St.	90 50
												305	H	Morehead St.	73 37
												338	H	Alcorn	90 23
LAST 12 Division I GAMES:															
7	H	Tennessee	78 65	74	A	Arkansas	80 74	19	H	Georgia	71 75				
238	A	Ole Miss	90 65	34	H	LSU	73 60	12	A	South Carolina	50 55				
34	A	LSU	72 77	91	H	Auburn	97 53								
16	A	Texas A&M	70 66	185	H	Mississippi St.	100 47								
12	H	South Carolina	78 74												
30	A	Vanderbilt	75 53												

Non-Div I Games:

Kentucky

■ Loss,
■ Non-Conf, S Site,
■ Home
■ Away
N Neutral

Average RPI Win:	276	WON-LOST	WINNING	LAST 12	STRENGTH OF	OPP. STRENGTH	TEAM	ADJ.	CONF.	ADJ CONF.
Average RPI Loss:	190	RECORD	PCT. RANK	GAMES	SCHEDULE	OF SCHEDULE	RPI	RPI	RPI	RPI
DIV. I ONLY	6- 22	317	3- 9	287	283	323	323	24	24	
DIV. I NON-CONF.	3- 8	276	0- 0	287	248	315	315	22	22	
TOTALS	RPI 1-25	RPI 26-50	W-L RECORDS	RPI 51-100	RPI 101-150	RPI 150+				
6- 22	0- 0	0- 2	OVERALL	0- 3	1- 1	5- 16				
3- 10	0- 0	0- 1	HOME	0- 0	1- 0	2- 9				
3- 10	0- 0	0- 1	AWAY	0- 3	0- 1	3- 5				
0- 2	0- 0	0- 0	NEUTRAL	0- 0	0- 0	0- 2				
3- 8	0- 0	0- 0	NON-CONFERENCE	0- 2	0- 1	3- 5				
2- 3	0- 0	0- 0	HOME	0- 0	0- 0	2- 3				
1- 3	0- 0	0- 0	AWAY	0- 2	0- 1	1- 0				
0- 2	0- 0	0- 0	NEUTRAL	0- 0	0- 0	0- 2				
3- 14	0- 0	0- 2	CONFERENCE	0- 1	1- 0	2- 11				
1- 7	0- 0	0- 1	HOME	0- 0	1- 0	0- 6				
2- 7	0- 0	0- 1	AWAY	0- 1	0- 0	2- 5				
0- 0	0- 0	0- 0	NEUTRAL	0- 0	0- 0	0- 0				

RPI S	Opponent	Score	RPI S	Opponent	Score	RPI S	Opponent	Score	RPI S	Opponent	Score	Team's RPI: 323
42	A Quinnipiac	60 67	42	H Quinnipiac	45 66	66	A Albany (NY)	50 67	121	A Hawaii	33 52	
						72	A Rutgers	32 58	137	H Saint Francis (PA)	61 43	
						94	A Sacred Heart	47 61	161	N Cincinnati	48 59	
									178	N Alabama	58 80	
									182	H Penn	40 54	
									194	A Monmouth	60 69	
									194	H Monmouth	62 63	
									206	A Central Conn. St.	54 63	
									222	A Mt. St. Mary's	39 51	
									222	H Mt. St. Mary's	41 66	
									247	A Bryant	49 64	
									259	A Fairleigh Dickinson	70 62	
									259	H Fairleigh Dickinson	63 64	
									261	H Colgate	61 75	
									268	A St. Francis Brooklyn	62 70	
									268	H St. Francis Brooklyn	58 69	
									270	H Towson	65 63	
									278	H Robert Morris	41 47	
									284	H UMKC	66 70	
									322	H Ohio	63 54	
									328	A Wagner	61 41	
									328	H Wagner	70 74	
									337	A Columbia	53 42	
LAST 12 Division I GAMES:												
42	H Quinnipiac	45 66	268	A St. Francis Brooklyn	62 70							
222	A Mt. St. Mary's	39 51	137	H Saint Francis (PA)	61 43							
328	A Wagner	61 41	278	H Robert Morris	41 47							
206	A Central Conn. St.	54 63	268	H St. Francis Brooklyn	58 69							
194	A Monmouth	60 69	247	A Bryant	49 64							
259	H Fairleigh Dickinson	63 64	259	A Fairleigh Dickinson	70 62							

Non-Div I Games:

LIU Brooklyn

■ Loss,
 ■ Non-Conf, S Site,
 ■ Home
 ■ Away
 N Neutral

Average RPI Win:	138	WON-LOST	WINNING	LAST 12	STRENGTH OF	OPP. STRENGTH	TEAM	ADJ.	CONF.	ADJ CONF.
Average RPI Loss:	48	RECORD	PCT. RANK	GAMES	SCHEDULE	OF SCHEDULE	RPI	RPI	RPI	RPI
DIV. I ONLY	19- 10	81	8- 4	22	56	34	34	3	3	
DIV. I NON-CONF.	9- 4	75	0- 0	94	157	73	73	6	6	
TOTALS	RPI 1-25	RPI 26-50	W-L RECORDS	RPI 51-100	RPI 101-150	RPI 150+				
19- 10	3- 4	2- 1	OVERALL	3- 5	2- 0	9- 0				
13- 3	2- 2	1- 0	HOME	1- 1	1- 0	8- 0				
5- 7	1- 2	0- 1	AWAY	2- 4	1- 0	1- 0				
1- 0	0- 0	1- 0	NEUTRAL	0- 0	0- 0	0- 0				
9- 4	0- 0	1- 1	NON-CONFERENCE	1- 3	2- 0	5- 0				
7- 1	0- 0	0- 0	HOME	1- 1	1- 0	5- 0				
1- 3	0- 0	0- 1	AWAY	0- 2	1- 0	0- 0				
1- 0	0- 0	1- 0	NEUTRAL	0- 0	0- 0	0- 0				
10- 6	3- 4	1- 0	CONFERENCE	2- 2	0- 0	4- 0				
6- 2	2- 2	1- 0	HOME	0- 0	0- 0	3- 0				
4- 4	1- 2	0- 0	AWAY	2- 2	0- 0	1- 0				
0- 0	0- 0	0- 0	NEUTRAL	0- 0	0- 0	0- 0				

RPI	S	Opponent	Score	RPI	S	Opponent	Score	Team's RPI: 34	RPI	S	Opponent	Score	RPI	S	Opponent	Score
7	H	Tennessee	62 64	30	H	Vanderbilt	54 51		58	A	Georgetown	69 71	109	H	North Carolina St.	81 73
9	A	Kentucky	60 73	41	N	West Virginia	71 63		65	H	Wichita St.	72 70	112	A	FIU	76 69
9	H	Kentucky	77 72	49	A	FGCU	70 76		74	A	Arkansas	54 63	168	H	McNeese St.	82 75
12	A	South Carolina	59 66						80	A	Florida	72 77	178	H	Alabama	76 42
16	A	Texas A&M	67 52						84	H	Tulane	64 66	185	A	Mississippi St.	63 41
16	H	Texas A&M	57 74						87	A	Hampton	58 67	185	H	Mississippi St.	62 42
19	H	Georgia	62 54						91	A	Auburn	59 55	189	H	Louisiana Tech	77 55
									92	A	Missouri	78 74	238	H	Ole Miss	84 79
													246	H	East Tenn. St.	76 42
													312	H	Grambling	90 59
													345	H	New Orleans	87 61
LAST 12 Division I GAMES:																
16	A	Texas A&M	67 52	7	H	Tennessee	62 64		16	H	Texas A&M	57 74				
178	H	Alabama	76 42	91	A	Auburn	59 55		9	A	Kentucky	60 73				
9	H	Kentucky	77 72	30	H	Vanderbilt	54 51		12	A	South Carolina	59 66				
92	A	Missouri	78 74													
185	A	Mississippi St.	63 41													
19	H	Georgia	62 54													

Non-Div I Games:

LSU

■ Loss,
 ■ Non-Conf,
 ■ S Site,
 ■ H Home
 ■ A Away
 N Neutral

Average RPI Win:	236	WON-LOST	WINNING	LAST 12	STRENGTH OF	OPP. STRENGTH	TEAM	ADJ.	CONF.	ADJ CONF.
Average RPI Loss:	102	RECORD	PCT. RANK	GAMES	SCHEDULE	OF SCHEDULE	RPI	RPI	RPI	RPI
DIV. I ONLY	8- 21	297	3- 9	77	103	209	209	9	9	
DIV. I NON-CONF.	4- 10	269	0- 0	57	165	183	183	8	8	
TOTALS	RPI 1-25	RPI 26-50	W-L RECORDS	RPI 51-100	RPI 101-150	RPI 150+				
8- 21	0- 3	0- 1	OVERALL	0- 9	0- 2	8- 6				
3- 10	0- 0	0- 1	HOME	0- 5	0- 2	3- 2				
5- 11	0- 3	0- 0	AWAY	0- 4	0- 0	5- 4				
0- 0	0- 0	0- 0	NEUTRAL	0- 0	0- 0	0- 0				
4- 10	0- 2	0- 0	NON-CONFERENCE	0- 5	0- 1	4- 2				
1- 5	0- 0	0- 0	HOME	0- 3	0- 1	1- 1				
3- 5	0- 2	0- 0	AWAY	0- 2	0- 0	3- 1				
0- 0	0- 0	0- 0	NEUTRAL	0- 0	0- 0	0- 0				
4- 11	0- 1	0- 1	CONFERENCE	0- 4	0- 1	4- 4				
2- 5	0- 0	0- 1	HOME	0- 2	0- 1	2- 1				
2- 6	0- 1	0- 0	AWAY	0- 2	0- 0	2- 3				
0- 0	0- 0	0- 0	NEUTRAL	0- 0	0- 0	0- 0				

RPI 1-25				RPI 26-50				RPI 51-100				RPI 101+ Team's RPI: 209			
RPI	S	Opponent	Score	RPI	S	Opponent	Score	RPI	S	Opponent	Score	RPI	S	Opponent	Score
11	A	Dayton	47 95	35	H	Duquesne	46 54	53	H	Charlotte	56 73	104	H	Butler	42 59
14	A	North Carolina	55 85					54	A	Saint Joseph's	31 68	122	H	Northeastern	45 76
24	A	Villanova	44 49					58	A	Georgetown	61 69	153	A	Temple	71 55
								66	H	Albany (NY)	36 75	164	H	George Washington	57 74
								69	H	Fordham	49 69	182	A	Penn	56 65
								72	A	Rutgers	50 54	184	A	Fairfield	60 50
								80	H	Florida	50 74	200	A	Lehigh	49 48
								86	H	Drexel	53 56	202	A	Xavier	53 58
								98	A	Richmond	62 67	206	A	Central Conn. St.	70 46
												208	H	Loyola Chicago	50 56
												210	H	Saint Louis	49 46
												216	A	St. Bonaventure	58 71
												221	A	VCU	50 69
												297	A	Massachusetts	68 57
												303	H	Rhode Island	72 46
												331	H	Saint Peter's	72 55
LAST 12 Division I GAMES:															
216	A	St. Bonaventure	58 71	202	A	Xavier	53 58								
35	H	Duquesne	46 54	69	H	Fordham	49 69								
53	H	Charlotte	56 73	164	H	George Washington	57 74								
54	A	Saint Joseph's	31 68	297	A	Massachusetts	68 57								
221	A	VCU	50 69	153	A	Temple	71 55								
210	H	Saint Louis	49 46	104	H	Butler	42 59								

Non-Div I Games:

La Salle

■ Loss,
 ■ Non-Conf, S Site,
 ■ Home
 ■ Away
 N Neutral

La.-Lafayette

Through Games Of Sunday, March 3, 2013

Average RPI Win:	228	WON-LOST	WINNING	LAST 12	STRENGTH OF	OPP. STRENGTH	TEAM	ADJ.	CONF.	ADJ CONF.
Average RPI Loss:	163	RECORD	PCT. RANK	GAMES	SCHEDULE	OF SCHEDULE	RPI	RPI	RPI	RPI
DIV. I ONLY	7- 20	301	2- 10	164	234	292	292	12	12	
DIV. I NON-CONF.	4- 3	137	0- 0	200	345	179	179	14	14	
TOTALS	RPI 1-25	RPI 26-50	W-L RECORDS	RPI 51-100	RPI 101-150	RPI 150+				
7- 20	0- 0	0- 0	OVERALL	2- 3	0- 4	5- 13				
5- 8	0- 0	0- 0	HOME	1- 1	0- 2	4- 5				
2- 12	0- 0	0- 0	AWAY	1- 2	0- 2	1- 8				
0- 0	0- 0	0- 0	NEUTRAL	0- 0	0- 0	0- 0				
4- 3	0- 0	0- 0	NON-CONFERENCE	1- 0	0- 0	3- 3				
2- 1	0- 0	0- 0	HOME	0- 0	0- 0	2- 1				
2- 2	0- 0	0- 0	AWAY	1- 0	0- 0	1- 2				
0- 0	0- 0	0- 0	NEUTRAL	0- 0	0- 0	0- 0				
3- 17	0- 0	0- 0	CONFERENCE	1- 3	0- 4	2- 10				
3- 7	0- 0	0- 0	HOME	1- 1	0- 2	2- 4				
0- 10	0- 0	0- 0	AWAY	0- 2	0- 2	0- 6				
0- 0	0- 0	0- 0	NEUTRAL	0- 0	0- 0	0- 0				

RPI 1-25				RPI 26-50				RPI 51-100				RPI 101+				Team's RPI: 292
RPI	S	Opponent	Score	RPI	S	Opponent	Score	RPI	S	Opponent	Score	RPI	S	Opponent	Score	
								51	A	Middle Tenn.	36 72	102	A	Western Ky.	64 75	
								51	H	Middle Tenn.	45 72	102	H	Western Ky.	58 77	
								74	A	UALR	41 48	112	A	FIU	47 63	
								74	H	UALR	56 54	112	H	FIU	63 64	
								84	A	Tulane	65 64	155	A	South Ala.	39 53	
												155	H	South Ala.	43 53	
												159	A	Arkansas St.	53 77	
												159	H	Arkansas St.	39 48	
												167	A	Nicholls St.	62 71	
												211	A	Fla. Atlantic	44 79	
												211	H	Fla. Atlantic	72 57	
												213	A	North Texas	59 71	
												213	H	North Texas	46 64	
												224	H	UC Riverside	37 55	
												226	A	La.-Monroe	50 64	
												226	H	La.-Monroe	63 68	
												240	A	Neb. Omaha	67 79	
												276	A	Southern U.	71 69	
												302	A	Troy	61 68	
												302	H	Troy	63 59	
												307	H	Jackson St.	68 57	
												345	H	New Orleans	68 41	
LAST 12 Division I GAMES:																
226	A	La.-Monroe	50 64	226	H	La.-Monroe	63 68									
74	A	UALR	41 48	302	A	Troy	61 68									
102	H	Western Ky.	58 77	213	H	North Texas	46 64									
302	H	Troy	63 59	112	H	FIU	63 64									
211	H	Fla. Atlantic	72 57	51	A	Middle Tenn.	36 72									
155	A	South Ala.	39 53	102	A	Western Ky.	64 75									

Non-Div I Games: Southern-N.O. 71 49 LSU-Shreveport 83 42

La.-Lafayette

Loss, Non-Conf, S Site, H Home A Away N Neutral

Average RPI Win:	221	WON-LOST	WINNING	LAST 12	STRENGTH OF	OPP. STRENGTH	TEAM	ADJ.	CONF.	ADJ CONF.
Average RPI Loss:	136	RECORD	PCT. RANK	GAMES	SCHEDULE	OF SCHEDULE	RPI	RPI	RPI	RPI
DIV. I ONLY	9- 20	282	6- 6	104	180	226	226	12	12	
DIV. I NON-CONF.	2- 7	301	0- 0	71	252	230	230	14	14	
TOTALS	RPI 1-25	RPI 26-50	W-L RECORDS	RPI 51-100	RPI 101-150	RPI 150+				
9- 20	0- 0	0- 0	OVERALL	0- 6	2- 3	7- 11				
4- 10	0- 0	0- 0	HOME	0- 3	1- 1	3- 6				
5- 10	0- 0	0- 0	AWAY	0- 3	1- 2	4- 5				
0- 0	0- 0	0- 0	NEUTRAL	0- 0	0- 0	0- 0				
2- 7	0- 0	0- 0	NON-CONFERENCE	0- 2	0- 1	2- 4				
1- 3	0- 0	0- 0	HOME	0- 1	0- 0	1- 2				
1- 4	0- 0	0- 0	AWAY	0- 1	0- 1	1- 2				
0- 0	0- 0	0- 0	NEUTRAL	0- 0	0- 0	0- 0				
7- 13	0- 0	0- 0	CONFERENCE	0- 4	2- 2	5- 7				
3- 7	0- 0	0- 0	HOME	0- 2	1- 1	2- 4				
4- 6	0- 0	0- 0	AWAY	0- 2	1- 1	3- 3				
0- 0	0- 0	0- 0	NEUTRAL	0- 0	0- 0	0- 0				

RPI 1-25				RPI 26-50				RPI 51-100				RPI 101+				Team's RPI: 226	
RPI	S	Opponent	Score	RPI	S	Opponent	Score	RPI	S	Opponent	Score	RPI	S	Opponent	Score		
								51	A	Middle Tenn.	53	74	102	A	Western Ky.	63	65
								51	H	Middle Tenn.	48	66	102	H	Western Ky.	57	65
								55	A	SMU	56	76	112	A	FIU	71	61
								74	A	UALR	54	71	112	H	FIU	64	53
								74	H	UALR	62	69	114	A	Texas	49	77
								84	H	Tulane	60	70	151	H	Lamar	50	72
													155	A	South Ala.	51	61
													155	H	South Ala.	45	55
													159	A	Arkansas St.	58	71
													159	H	Arkansas St.	58	77
													167	A	Nicholls St.	60	85
													172	A	Tennessee Tech	59	48
													193	H	Southern Miss.	73	55
													196	A	Stephen F. Austin	55	80
													211	A	Fla. Atlantic	90	86
													211	H	Fla. Atlantic	72	82
													213	A	North Texas	51	79
													213	H	North Texas	75	76
													234	H	Central Ark.	49	62
													292	A	La.-Lafayette	68	63
													292	H	La.-Lafayette	64	50
													302	A	Troy	75	69
													302	H	Troy	79	74
LAST 12 Division I GAMES:																	
292	H	La.-Lafayette	64	50	292	A	La.-Lafayette	68	63								
112	H	FIU	64	53	74	H	UALR	62	69								
51	A	Middle Tenn.	53	74	112	A	FIU	71	61								
102	A	Western Ky.	63	65	211	A	Fla. Atlantic	90	86								
159	H	Arkansas St.	58	77	302	H	Troy	79	74								
213	H	North Texas	75	76	159	A	Arkansas St.	58	71								

Non-Div I Games:

La.-Monroe

■ Loss,
 ■ Non-Conf, S Site,
 ■ Home
 ■ Away
 N Neutral

Lafayette

Through Games Of Sunday, March 3, 2013

Average RPI Win:	229	WON-LOST	WINNING	LAST 12	STRENGTH OF	OPP. STRENGTH	TEAM	ADJ.	CONF.	ADJ CONF.
Average RPI Loss:	138	RECORD	PCT. RANK	GAMES	SCHEDULE	OF SCHEDULE	RPI	RPI	RPI	RPI
DIV. I ONLY	11- 18	238	4- 8	168	158	229	229	15	15	
DIV. I NON-CONF.	7- 8	178	0- 0	226	128	200	200	17	17	
TOTALS	RPI 1-25	RPI 26-50	W-L RECORDS	RPI 51-100	RPI 101-150	RPI 150+				
11- 18	0- 2	0- 0	OVERALL	1- 2	1- 5	9- 9				
6- 7	0- 1	0- 0	HOME	0- 0	1- 2	5- 4				
4- 10	0- 1	0- 0	AWAY	1- 2	0- 3	3- 4				
1- 1	0- 0	0- 0	NEUTRAL	0- 0	0- 0	1- 1				
7- 8	0- 2	0- 0	NON-CONFERENCE	1- 2	0- 0	6- 4				
4- 2	0- 1	0- 0	HOME	0- 0	0- 0	4- 1				
2- 5	0- 1	0- 0	AWAY	1- 2	0- 0	1- 2				
1- 1	0- 0	0- 0	NEUTRAL	0- 0	0- 0	1- 1				
4- 10	0- 0	0- 0	CONFERENCE	0- 0	1- 5	3- 5				
2- 5	0- 0	0- 0	HOME	0- 0	1- 2	1- 3				
2- 5	0- 0	0- 0	AWAY	0- 0	0- 3	2- 2				
0- 0	0- 0	0- 0	NEUTRAL	0- 0	0- 0	0- 0				

RPI 1-25			RPI 26-50			RPI 51-100			RPI 101+ Team's RPI: 229		
RPI	S	Opponent	Score	RPI	S	Opponent	Score	RPI	S	Opponent	Score
5	A	Penn St.	34 75					107	A	Navy	44 62
24	H	Villanova	34 73					107	H	Navy	52 60
								115	A	American	52 69
								115	H	American	49 47
								127	A	Army	57 70
								127	H	Army	43 63
								152	A	Holy Cross	55 60
								152	H	Holy Cross	58 69
								192	H	Rider	64 68
								194	A	Monmouth	43 62
								197	N	Providence	54 66
								200	A	Lehigh	40 60
								200	H	Lehigh	68 52
								203	A	Seton Hall	54 60
								206	A	Bucknell	66 61
								206	H	Bucknell	49 50
								208	H	Loyola Chicago	62 51
								225	H	Pittsburgh	68 65
								261	A	Colgate	53 45
								261	H	Colgate	37 39
								268	H	St. Francis Brooklyn	66 63
								304	H	Brown	56 32
								328	N	Wagner	64 45
								337	A	Columbia	49 47
LAST 12 Division I GAMES:											
115	A	American	52 69	107	H	Navy	52 60				
261	H	Colgate	37 39	115	H	American	49 47				
200	A	Lehigh	40 60	261	A	Colgate	53 45				
152	H	Holy Cross	58 69	200	H	Lehigh	68 52				
206	A	Bucknell	66 61	152	A	Holy Cross	55 60				
127	A	Army	57 70	206	H	Bucknell	49 50				

Non-Div I Games:

Lafayette

■ Loss,
■ Non-Conf,
■ S Site,
■ H Home
■ A Away
N Neutral

Average RPI Win: 249	WON-LOST	WINNING	LAST 12	STRENGTH OF	OPP. STRENGTH	TEAM	ADJ.	CONF.	ADJ CONF.
Average RPI Loss: 114	RECORD	PCT. RANK	GAMES	SCHEDULE	OF SCHEDULE	RPI	RPI	RPI	RPI
DIV. I ONLY	15- 8	88	8- 4	303	213	151	151	20	20
DIV. I NON-CONF.	4- 3	137	1- 0	299	102	134	134	20	20
TOTALS	RPI 1-25	RPI 26-50	W-L RECORDS	RPI 51-100	RPI 101-150	RPI 150+			
15- 8	0- 1	0- 1	OVERALL	0- 0	1- 4	14- 2			
7- 3	0- 0	0- 0	HOME	0- 0	0- 2	7- 1			
8- 5	0- 1	0- 1	AWAY	0- 0	1- 2	7- 1			
0- 0	0- 0	0- 0	NEUTRAL	0- 0	0- 0	0- 0			
4- 3	0- 1	0- 1	NON-CONFERENCE	0- 0	0- 1	4- 0			
1- 0	0- 0	0- 0	HOME	0- 0	0- 0	1- 0			
3- 3	0- 1	0- 1	AWAY	0- 0	0- 1	3- 0			
0- 0	0- 0	0- 0	NEUTRAL	0- 0	0- 0	0- 0			
11- 5	0- 0	0- 0	CONFERENCE	0- 0	1- 3	10- 2			
6- 3	0- 0	0- 0	HOME	0- 0	0- 2	6- 1			
5- 2	0- 0	0- 0	AWAY	0- 0	1- 1	4- 1			
0- 0	0- 0	0- 0	NEUTRAL	0- 0	0- 0	0- 0			

RPI 1-25				RPI 26-50				RPI 51-100				RPI 101+ Team's RPI: 151			
RPI	S	Opponent	Score	RPI	S	Opponent	Score	RPI	S	Opponent	Score	RPI	S	Opponent	Score
1	A	Baylor	34 80	33	A	Texas Tech	52 73					111	A	Sam Houston St.	52 48
												111	H	Sam Houston St.	57 59
												113	A	Oral Roberts	48 77
												113	H	Oral Roberts	55 62
												135	A	Rice	56 62
												167	H	Nicholls St.	59 57
												168	A	McNeese St.	57 53
												168	H	McNeese St.	46 65
												196	A	Stephen F. Austin	65 50
												196	H	Stephen F. Austin	61 55
												226	A	La.-Monroe	72 50
												234	A	Central Ark.	62 67
												234	H	Central Ark.	76 53
												238	A	Ole Miss	85 71
												279	A	Northwestern St.	71 68
												279	H	Northwestern St.	53 34
												289	H	Southeastern La.	58 49
												334	A	A&M-Corpus Christi	68 46
												334	H	A&M-Corpus Christi	44 37
												344	A	Houston Baptist	68 52
												344	H	Houston Baptist	76 55
LAST 12 Division I GAMES:															
				113	H	Oral Roberts	55 62			334	A	A&M-Corpus Christi	68 46		
				234	H	Central Ark.	76 53			196	H	Stephen F. Austin	61 55		
				167	H	Nicholls St.	59 57			279	H	Northwestern St.	53 34		
				168	H	McNeese St.	46 65			234	A	Central Ark.	62 67		
				344	H	Houston Baptist	76 55			113	A	Oral Roberts	48 77		
				111	A	Sam Houston St.	52 48			168	A	McNeese St.	57 53		

Non-Div I Games: Our Lady Of The Lak89 66 Northwood (TX) 64 19 Texas-Tyler 87 42 Centenary (LA) 88 30
Lamar

Loss, Non-Conf, S Site, H Home A Away N Neutral

Average RPI Win:	249	WON-LOST	WINNING	LAST 12	STRENGTH OF	OPP. STRENGTH	TEAM	ADJ.	CONF.	ADJ CONF.
Average RPI Loss:	132	RECORD	PCT. RANK	GAMES	SCHEDULE	OF SCHEDULE	RPI	RPI	RPI	RPI
DIV. I ONLY	14- 15	169	5- 7	191	223	200	200	15	15	
DIV. I NON-CONF.	8- 7	158	0- 0	246	274	206	206	17	17	
TOTALS	RPI 1-25	RPI 26-50	W-L RECORDS	RPI 51-100	RPI 101-150	RPI 150+				
14- 15	0- 2	0- 0	OVERALL	0- 2	1- 5	13- 6				
6- 9	0- 0	0- 0	HOME	0- 2	0- 3	6- 4				
7- 6	0- 2	0- 0	AWAY	0- 0	1- 2	6- 2				
1- 0	0- 0	0- 0	NEUTRAL	0- 0	0- 0	1- 0				
8- 7	0- 2	0- 0	NON-CONFERENCE	0- 2	0- 0	8- 3				
4- 4	0- 0	0- 0	HOME	0- 2	0- 0	4- 2				
3- 3	0- 2	0- 0	AWAY	0- 0	0- 0	3- 1				
1- 0	0- 0	0- 0	NEUTRAL	0- 0	0- 0	1- 0				
6- 8	0- 0	0- 0	CONFERENCE	0- 0	1- 5	5- 3				
2- 5	0- 0	0- 0	HOME	0- 0	0- 3	2- 2				
4- 3	0- 0	0- 0	AWAY	0- 0	1- 2	3- 1				
0- 0	0- 0	0- 0	NEUTRAL	0- 0	0- 0	0- 0				

RPI 1-25				RPI 26-50				RPI 51-100				RPI 101+				Team's RPI: 200	
RPI	S	Opponent	Score	RPI	S	Opponent	Score	RPI	S	Opponent	Score	RPI	S	Opponent	Score		
8	A	California	48 80					56	H	Boston U.	44 72	107	A	Navy	34 49		
24	A	Villanova	49 66					94	H	Sacred Heart	63 73	107	H	Navy	47 72		
												115	A	American	71 55		
												115	H	American	56 62		
												127	A	Army	52 62		
												127	H	Army	56 61		
												152	A	Holy Cross	67 65		
												152	H	Holy Cross	66 72		
												184	H	Fairfield	47 42		
												194	H	Monmouth	50 55		
												206	A	Bucknell	49 37		
												206	H	Bucknell	37 53		
												209	H	La Salle	48 49		
												220	A	Loyola Maryland	48 60		
												222	A	Mt. St. Mary's	66 57		
												229	A	Lafayette	52 68		
												229	H	Lafayette	60 40		
												251	H	Niagara	72 49		
												261	A	Colgate	70 62		
												261	H	Colgate	62 40		
LAST 12 Division I GAMES:																	
				127	A	Army	52 62					152	H	Holy Cross	66 72		
				107	A	Navy	34 49					127	H	Army	56 61		
				229	H	Lafayette	60 40					107	H	Navy	47 72		
				206	A	Bucknell	49 37					229	A	Lafayette	52 68		
				261	H	Colgate	62 40					206	H	Bucknell	37 53		
				115	A	American	71 55					261	A	Colgate	70 62		

Non-Div I Games:

Lehigh

Liberty

Through Games Of Sunday, March 3, 2013

Average RPI Win:	236	WON-LOST	WINNING	LAST 12	STRENGTH OF	OPP. STRENGTH	TEAM	ADJ.	CONF.	ADJ CONF.
Average RPI Loss:	71	RECORD	PCT. RANK	GAMES	SCHEDULE	OF SCHEDULE	RPI	RPI	RPI	RPI
DIV. I ONLY	22- 6	32	11- 1	179	238	73	73	27	27	
DIV. I NON-CONF.	6- 4	125	0- 0	78	61	77	77	28	28	
TOTALS	RPI 1-25	RPI 26-50	W-L RECORDS	RPI 51-100	RPI 101-150	RPI 150+				
22- 6	0- 2	0- 1	OVERALL	2- 0	3- 3	17- 0				
11- 3	0- 0	0- 0	HOME	1- 0	1- 3	9- 0				
11- 3	0- 2	0- 1	AWAY	1- 0	2- 0	8- 0				
0- 0	0- 0	0- 0	NEUTRAL	0- 0	0- 0	0- 0				
6- 4	0- 2	0- 1	NON-CONFERENCE	2- 0	0- 1	4- 0				
4- 1	0- 0	0- 0	HOME	1- 0	0- 1	3- 0				
2- 3	0- 2	0- 1	AWAY	1- 0	0- 0	1- 0				
0- 0	0- 0	0- 0	NEUTRAL	0- 0	0- 0	0- 0				
16- 2	0- 0	0- 0	CONFERENCE	0- 0	3- 2	13- 0				
7- 2	0- 0	0- 0	HOME	0- 0	1- 2	6- 0				
9- 0	0- 0	0- 0	AWAY	0- 0	2- 0	7- 0				
0- 0	0- 0	0- 0	NEUTRAL	0- 0	0- 0	0- 0				

RPI 1-25				RPI 26-50				RPI 51-100 Team's RPI: 73				RPI 101+			
RPI	S	Opponent	Score	RPI	S	Opponent	Score	RPI	S	Opponent	Score	RPI	S	Opponent	Score
1	A	Baylor	60 92	35	A	Duquesne	46 63	82	A	James Madison	60 48	116	H	N.C. A&T	56 60
16	A	Texas A&M	55 70					94	H	Sacred Heart	68 63	126	H	Presbyterian	49 51
												128	A	Winthrop	90 57
												128	H	Winthrop	69 54
												134	A	High Point	67 59
												134	H	High Point	63 71
												169	A	Campbell	78 56
												169	H	Campbell	65 58
												218	A	Radford	67 65
												218	H	Radford	69 60
												221	A	VCU	76 63
												243	A	Longwood	97 56
												243	H	Longwood	91 58
												280	A	Coastal Caro.	76 48
												280	H	Coastal Caro.	68 31
												299	H	UNC Wilmington	84 34
												312	H	Grambling	81 50
												313	A	Gardner-Webb	55 40
												317	H	UNC Greensboro	76 56
												325	A	Charleston So.	92 33
												325	H	Charleston So.	88 62
												342	A	UNC Asheville	75 43
												342	H	UNC Asheville	75 49
LAST 12 Division I GAMES:															
325	H	Charleston So.	88 62	243	A	Longwood	97 56								
280	H	Coastal Caro.	68 31	134	A	High Point	67 59								
313	A	Gardner-Webb	55 40	169	A	Campbell	78 56								
342	A	UNC Asheville	75 43	243	H	Longwood	91 58								
218	H	Radford	69 60	169	H	Campbell	65 58								
128	H	Winthrop	69 54	134	H	High Point	63 71								

Non-Div I Games: Virginia Union 95 39 Bluefield St. 82 46

Liberty

Loss, Non-Conf, S Site, H Home A Away N Neutral

Average RPI Win:	310	WON-LOST	WINNING	LAST 12	STRENGTH OF	OPP. STRENGTH	TEAM	ADJ.	CONF.	ADJ CONF.
Average RPI Loss:	190	RECORD	PCT. RANK	GAMES	SCHEDULE	OF SCHEDULE	RPI	RPI	RPI	RPI
DIV. I ONLY	3- 26	336	1- 11	245	297	335	335	29	29	
DIV. I NON-CONF.	1- 12	332	0- 2	216	258	331	331	27	27	
TOTALS	RPI 1-25	RPI 26-50	W-L RECORDS	RPI 51-100	RPI 101-150	RPI 150+				
3- 26	0- 1	0- 4	OVERALL	0- 0	0- 4	3- 17				
2- 11	0- 0	0- 2	HOME	0- 0	0- 2	2- 7				
1- 15	0- 1	0- 2	AWAY	0- 0	0- 2	1- 10				
0- 0	0- 0	0- 0	NEUTRAL	0- 0	0- 0	0- 0				
1- 12	0- 1	0- 2	NON-CONFERENCE	0- 0	0- 0	1- 9				
1- 4	0- 0	0- 1	HOME	0- 0	0- 0	1- 3				
0- 8	0- 1	0- 1	AWAY	0- 0	0- 0	0- 6				
0- 0	0- 0	0- 0	NEUTRAL	0- 0	0- 0	0- 0				
2- 14	0- 0	0- 2	CONFERENCE	0- 0	0- 4	2- 8				
1- 7	0- 0	0- 1	HOME	0- 0	0- 2	1- 4				
1- 7	0- 0	0- 1	AWAY	0- 0	0- 2	1- 4				
0- 0	0- 0	0- 0	NEUTRAL	0- 0	0- 0	0- 0				

RPI 1-25				RPI 26-50				RPI 51-100				RPI 101+ Team's RPI: 335			
RPI	S	Opponent	Score	RPI	S	Opponent	Score	RPI	S	Opponent	Score	RPI	S	Opponent	Score
19	A	Georgia	42 93	30	H	Vanderbilt	45 62					105	A	Stetson	51 92
				33	A	Texas Tech	41 61					105	H	Stetson	54 68
				49	A	FGCU	37 67					142	A	Mercer	31 53
				49	H	FGCU	38 89					142	H	Mercer	70 74
												165	A	Northern Ky.	33 66
												165	H	Northern Ky.	58 75
												195	A	Belmont	39 61
												195	H	Belmont	54 70
												204	H	Tennessee St.	60 69
												233	A	Murray St.	55 63
												238	A	Ole Miss	46 68
												246	A	East Tenn. St.	64 86
												246	H	East Tenn. St.	74 80
												254	A	USC Upstate	62 78
												254	H	USC Upstate	57 56
												291	A	North Florida	64 77
												291	H	North Florida	49 61
												301	A	Jacksonville	45 58
												301	H	Jacksonville	55 67
												306	A	Austin Peay	42 69
												313	A	Gardner-Webb	40 64
												333	A	Kennesaw St.	55 53
												333	H	Kennesaw St.	39 55
												343	H	Jacksonville St.	67 54
LAST 12 Division I GAMES:															
				291	H	North Florida	49 61					195	A	Belmont	39 61
				301	H	Jacksonville	55 67					165	H	Northern Ky.	58 75
				142	A	Mercer	31 53					254	A	USC Upstate	62 78
				333	A	Kennesaw St.	55 53					246	A	East Tenn. St.	64 86
				105	H	Stetson	54 68					333	H	Kennesaw St.	39 55
				49	H	FGCU	38 89					142	H	Mercer	70 74

Non-Div I Games:

Lipscomb

■ Loss,
■ Non-Conf, S Site,
■ Home
■ Away
N Neutral

Average RPI Win:	203	WON-LOST	WINNING	LAST 12	STRENGTH OF	OPP. STRENGTH	TEAM	ADJ.	CONF.	ADJ CONF.
Average RPI Loss:	131	RECORD	PCT. RANK	GAMES	SCHEDULE	OF SCHEDULE	RPI	RPI	RPI	RPI
DIV. I ONLY	15- 13	144	6- 6	145	152	175	175	11	11	
DIV. I NON-CONF.	7- 5	130	0- 0	114	210	136	136	11	11	
TOTALS	RPI 1-25	RPI 26-50	W-L RECORDS	RPI 51-100	RPI 101-150	RPI 150+				
15- 13	0- 1	0- 2	OVERALL	2- 1	2- 5	11- 4				
12- 5	0- 0	0- 1	HOME	2- 0	2- 3	8- 1				
3- 8	0- 1	0- 1	AWAY	0- 1	0- 2	3- 3				
0- 0	0- 0	0- 0	NEUTRAL	0- 0	0- 0	0- 0				
7- 5	0- 1	0- 0	NON-CONFERENCE	1- 1	1- 2	5- 1				
6- 2	0- 0	0- 0	HOME	1- 0	1- 2	4- 0				
1- 3	0- 1	0- 0	AWAY	0- 1	0- 0	1- 1				
0- 0	0- 0	0- 0	NEUTRAL	0- 0	0- 0	0- 0				
8- 8	0- 0	0- 2	CONFERENCE	1- 0	1- 3	6- 3				
6- 3	0- 0	0- 1	HOME	1- 0	1- 1	4- 1				
2- 5	0- 0	0- 1	AWAY	0- 0	0- 2	2- 2				
0- 0	0- 0	0- 0	NEUTRAL	0- 0	0- 0	0- 0				

RPI	S	Opponent	Score	RPI	S	Opponent	Score	RPI	S	Opponent	Score	RPI	S	Opponent	Score	Team's RPI: 175
3	A	Stanford	41 77	44	A	Pacific	53 69	77	A	San Diego	49 67	111	H	Sam Houston St.	50 49	
				44	H	Pacific	53 59	81	H	Cal Poly	62 52	121	A	Hawaii	57 65	
								83	H	Washington	71 62	121	H	Hawaii	54 61	
												141	A	Cal St. Northridge	52 73	
												141	H	Cal St. Northridge	70 63	
												145	H	Santa Clara	67 68	
												149	H	Iona	58 60	
												158	H	Sacramento St.	74 71	
												160	H	UC Santa Barbara	52 45	
												170	H	Arizona	71 61	
												179	A	Loyola Marymount	52 58	
												212	A	UC Davis	62 68	
												212	H	UC Davis	66 54	
												224	A	UC Riverside	80 66	
												224	H	UC Riverside	49 50	
												245	A	UC Irvine	57 65	
												245	H	UC Irvine	71 61	
												264	H	Canisius	72 67	
												281	A	Cal St. Fullerton	58 56	
												281	H	Cal St. Fullerton	45 39	
												295	A	Utah Valley	77 69	
												337	H	Columbia	79 50	
LAST 12 Division I GAMES:																
212	H	UC Davis	66 54	121	H	Hawaii	54 61									
44	H	Pacific	53 59	44	A	Pacific	53 69									
245	A	UC Irvine	57 65	212	A	UC Davis	62 68									
224	A	UC Riverside	80 66	245	H	UC Irvine	71 61									
281	A	Cal St. Fullerton	58 56	281	H	Cal St. Fullerton	45 39									
141	H	Cal St. Northridge	70 63	224	H	UC Riverside	49 50									

Non-Div I Games:

Long Beach St.

■ Loss,
■ Non-Conf, S Site,
■ Home
■ Away
N Neutral

Average RPI Win:	267	WON-LOST	WINNING	LAST 12	STRENGTH OF	OPP. STRENGTH	TEAM	ADJ.	CONF.	ADJ CONF.
Average RPI Loss:	156	RECORD	PCT. RANK	GAMES	SCHEDULE	OF SCHEDULE	RPI	RPI	RPI	RPI
DIV. I ONLY	11- 18	238	3- 9	248	257	243	243	27	27	
DIV. I NON-CONF.	2- 8	305	0- 0	317	86	320	320	28	28	
TOTALS	RPI 1-25	RPI 26-50	W-L RECORDS	RPI 51-100	RPI 101-150	RPI 150+				
11- 18	0- 0	0- 0	OVERALL	0- 3	1- 8	10- 7				
6- 5	0- 0	0- 0	HOME	0- 1	1- 2	5- 2				
5- 13	0- 0	0- 0	AWAY	0- 2	0- 6	5- 5				
0- 0	0- 0	0- 0	NEUTRAL	0- 0	0- 0	0- 0				
2- 8	0- 0	0- 0	NON-CONFERENCE	0- 1	0- 3	2- 4				
1- 1	0- 0	0- 0	HOME	0- 0	0- 0	1- 1				
1- 7	0- 0	0- 0	AWAY	0- 1	0- 3	1- 3				
0- 0	0- 0	0- 0	NEUTRAL	0- 0	0- 0	0- 0				
9- 10	0- 0	0- 0	CONFERENCE	0- 2	1- 5	8- 3				
5- 4	0- 0	0- 0	HOME	0- 1	1- 2	4- 1				
4- 6	0- 0	0- 0	AWAY	0- 1	0- 3	4- 2				
0- 0	0- 0	0- 0	NEUTRAL	0- 0	0- 0	0- 0				

RPI S	Opponent	Score	RPI S	Opponent	Score	RPI S	Opponent	Score	RPI S	Opponent	Score	Team's RPI: 243
						73	A Liberty	58 91	109	A North Carolina St.	49 102	
						73	H Liberty	56 97	126	A Presbyterian	62 71	
						98	A Richmond	61 71	126	H Presbyterian	72 76	
									128	A Winthrop	46 78	
									128	H Winthrop	79 74	
									133	A Virginia Tech	58 73	
									134	A High Point	66 83	
									134	H High Point	72 79	
									140	A Arizona St.	50 62	
									169	A Campbell	51 62	
									169	H Campbell	77 75	
									170	A Arizona	68 86	
									206	A Bucknell	60 52	
									218	A Radford	57 49	
									218	H Radford	46 60	
									225	A Pittsburgh	60 86	
									233	H Murray St.	68 76	
									242	A Coppin St.	67 75	
									280	A Coastal Caro.	62 66	
									280	H Coastal Caro.	77 63	
									313	A Gardner-Webb	70 62	
									313	H Gardner-Webb	87 75	
									321	H Air Force	68 63	
									325	A Charleston So.	67 52	
									325	H Charleston So.	79 73	
									342	A UNC Asheville	67 54	
LAST 12 Division I GAMES:												
			126	H Presbyterian	72 76		134	H High Point	72 79			
			325	H Charleston So.	79 73		169	A Campbell	51 62			
			342	A UNC Asheville	67 54		280	A Coastal Caro.	62 66			
			128	A Winthrop	46 78		73	A Liberty	58 91			
			218	H Radford	46 60		134	A High Point	66 83			
			73	H Liberty	56 97		280	H Coastal Caro.	77 63			

Non-Div I Games:

Longwood

■ Loss,
 ■ Non-Conf,
 ■ S Site,
 ■ H Home
 ■ A Away
 N Neutral

Average RPI Win:	226	WON-LOST	WINNING	LAST 12	STRENGTH OF	OPP. STRENGTH	TEAM	ADJ.	CONF.	ADJ CONF.
Average RPI Loss:	143	RECORD	PCT. RANK	GAMES	SCHEDULE	OF SCHEDULE	RPI	RPI	RPI	RPI
DIV. I ONLY	12- 15	198	5- 7	141	185	189	189	26	26	
DIV. I NON-CONF.	4- 7	233	0- 1	40	27	162	162	26	26	
TOTALS	RPI 1-25	RPI 26-50	W-L RECORDS	RPI 51-100	RPI 101-150	RPI 150+				
12- 15	0- 2	0- 1	OVERALL	0- 3	1- 4	11- 5				
8- 4	0- 1	0- 0	HOME	0- 0	1- 2	7- 1				
4- 10	0- 1	0- 1	AWAY	0- 2	0- 2	4- 4				
0- 1	0- 0	0- 0	NEUTRAL	0- 1	0- 0	0- 0				
4- 7	0- 2	0- 1	NON-CONFERENCE	0- 3	1- 0	3- 1				
4- 1	0- 1	0- 0	HOME	0- 0	1- 0	3- 0				
0- 5	0- 1	0- 1	AWAY	0- 2	0- 0	0- 1				
0- 1	0- 0	0- 0	NEUTRAL	0- 1	0- 0	0- 0				
8- 8	0- 0	0- 0	CONFERENCE	0- 0	0- 4	8- 4				
4- 3	0- 0	0- 0	HOME	0- 0	0- 2	4- 1				
4- 5	0- 0	0- 0	AWAY	0- 0	0- 2	4- 3				
0- 0	0- 0	0- 0	NEUTRAL	0- 0	0- 0	0- 0				

RPI 1-25				RPI 26-50				RPI 51-100				RPI 101+ Team's RPI: 189			
RPI	S	Opponent	Score	RPI	S	Opponent	Score	RPI	S	Opponent	Score	RPI	S	Opponent	Score
12	H	South Carolina	58 82	34	A	LSU	55 77	72	N	Rutgers	46 73	113	H	Oral Roberts	61 59
16	A	Texas A&M	26 77					74	A	UALR	52 74	143	A	Utah St.	56 70
								84	A	Tulane	59 66	143	H	Utah St.	75 76
												147	A	Seattle	47 64
												147	H	Seattle	74 87
												163	A	Idaho	67 58
												163	H	Idaho	64 62
												168	H	McNeese St.	52 50
												185	A	Mississippi St.	55 57
												198	A	Denver	82 77
												234	H	Central Ark.	65 63
												238	H	Ole Miss	57 54
												253	A	UTSA	79 73
												253	H	UTSA	50 51
												263	A	New Mexico St.	67 71
												269	A	San Jose St.	58 60
												269	H	San Jose St.	94 80
												300	A	Texas St.	63 68
												300	H	Texas St.	71 58
												308	A	Texas-Arlington	78 62
												308	H	Texas-Arlington	65 58
LAST 12 Division I GAMES:															
269	A	San Jose St.	58 60	308	A	Texas-Arlington	78 62	74	A	UALR	52 74				
143	A	Utah St.	56 70	143	H	Utah St.	75 76	269	H	San Jose St.	94 80				
163	H	Idaho	64 62	147	H	Seattle	74 87	147	A	Seattle	47 64				
300	A	Texas St.	63 68	163	A	Idaho	67 58								
253	A	UTSA	79 73												

Non-Div I Games:

Louisiana Tech

■ Loss,
 ■ Non-Conf,
 ■ S Site,
 ■ Home
 ■ A Away
 N Neutral

Average RPI Win:	143	WON-LOST	WINNING	LAST 12	STRENGTH OF	OPP. STRENGTH	TEAM	ADJ.	CONF.	ADJ CONF.
Average RPI Loss:	20	RECORD	PCT. RANK	GAMES	SCHEDULE	OF SCHEDULE	RPI	RPI	RPI	RPI
DIV. I ONLY	23- 6	25	9- 3	60	19	22	22	4	4	
DIV. I NON-CONF.	12- 2	22	0- 0	155	47	42	42	3	3	
TOTALS	RPI 1-25	RPI 26-50	W-L RECORDS	RPI 51-100	RPI 101-150	RPI 150+				
23- 6	3- 5	2- 0	OVERALL	4- 1	2- 0	12- 0				
14- 2	2- 1	1- 0	HOME	2- 1	0- 0	9- 0				
6- 4	1- 4	0- 0	AWAY	2- 0	1- 0	2- 0				
3- 0	0- 0	1- 0	NEUTRAL	0- 0	1- 0	1- 0				
12- 2	1- 2	1- 0	NON-CONFERENCE	0- 0	2- 0	8- 0				
7- 1	1- 1	0- 0	HOME	0- 0	0- 0	6- 0				
2- 1	0- 1	0- 0	AWAY	0- 0	1- 0	1- 0				
3- 0	0- 0	1- 0	NEUTRAL	0- 0	1- 0	1- 0				
11- 4	2- 3	1- 0	CONFERENCE	4- 1	0- 0	4- 0				
7- 1	1- 0	1- 0	HOME	2- 1	0- 0	3- 0				
4- 3	1- 3	0- 0	AWAY	2- 0	0- 0	1- 0				
0- 0	0- 0	0- 0	NEUTRAL	0- 0	0- 0	0- 0				

RPI	S	Opponent	Score	RPI	S	Opponent	Score	RPI	S	Opponent	Score	RPI	S	Opponent	Score
2	A	Connecticut	58 72	38	H	St. John's (NY)	57 54	57	A	Marquette	64 63	136	N	UCF	94 73
4	A	Notre Dame	64 93	39	N	Gonzaga	55 42	58	H	Georgetown	74 60	139	A	UT Martin	79 61
9	H	Kentucky	47 48					59	A	South Fla.	78 75	161	H	Cincinnati	72 33
16	H	Texas A&M	47 45					59	H	South Fla.	62 73	162	H	Washington St.	75 39
23	A	DePaul	80 86					72	H	Rutgers	66 57	180	N	Oregon St.	61 43
23	H	DePaul	81 55									191	H	Eastern Ky.	76 42
24	A	Villanova	55 49									197	A	Providence	70 62
25	A	Colorado	66 70									203	H	Seton Hall	72 62
												204	H	Tennessee St.	88 25
												219	H	Portland	95 48
												225	H	Pittsburgh	78 45
												249	H	Valparaiso	96 40
												306	A	Austin Peay	90 52
												328	H	Wagner	106 32
LAST 12 Division I GAMES:															
203	H	Seton Hall	72 62	58	H	Georgetown	74 60								
24	A	Villanova	55 49	59	A	South Fla.	78 75								
59	H	South Fla.	62 73	38	H	St. John's (NY)	57 54								
23	H	DePaul	81 55	57	A	Marquette	64 63								
4	A	Notre Dame	64 93	161	H	Cincinnati	72 33								
225	H	Pittsburgh	78 45	2	A	Connecticut	58 72								

Non-Div I Games:

Louisville

Loyola Chicago

Through Games Of Sunday, March 3, 2013

Average RPI Win:	220	WON-LOST	WINNING	LAST 12	STRENGTH OF	OPP. STRENGTH	TEAM	ADJ.	CONF.	ADJ CONF.
Average RPI Loss:	150	RECORD	PCT. RANK	GAMES	SCHEDULE	OF SCHEDULE	RPI	RPI	RPI	RPI
DIV. I ONLY	14- 13	154	8- 4	284	135	208	208	13	13	
DIV. I NON-CONF.	5- 8	220	0- 0	315	116	278	278	12	12	
TOTALS	RPI 1-25	RPI 26-50	W-L RECORDS	RPI 51-100	RPI 101-150	RPI 150+				
14- 13	0- 2	0- 0	OVERALL	1- 3	1- 2	12- 6				
8- 6	0- 2	0- 0	HOME	1- 0	1- 1	6- 3				
6- 7	0- 0	0- 0	AWAY	0- 3	0- 1	6- 3				
0- 0	0- 0	0- 0	NEUTRAL	0- 0	0- 0	0- 0				
5- 8	0- 1	0- 0	NON-CONFERENCE	0- 2	0- 1	5- 4				
3- 3	0- 1	0- 0	HOME	0- 0	0- 1	3- 1				
2- 5	0- 0	0- 0	AWAY	0- 2	0- 0	2- 3				
0- 0	0- 0	0- 0	NEUTRAL	0- 0	0- 0	0- 0				
9- 5	0- 1	0- 0	CONFERENCE	1- 1	1- 1	7- 2				
5- 3	0- 1	0- 0	HOME	1- 0	1- 0	3- 2				
4- 2	0- 0	0- 0	AWAY	0- 1	0- 1	4- 0				
0- 0	0- 0	0- 0	NEUTRAL	0- 0	0- 0	0- 0				

RPI 1-25				RPI 26-50				RPI 51-100				RPI 101+ Team's RPI: 208			
RPI	S	Opponent	Score	RPI	S	Opponent	Score	RPI	S	Opponent	Score	RPI	S	Opponent	Score
21	H	Green Bay	62 65					57	A	Marquette	61 77	118	H	Eastern Ill.	69 72
23	H	DePaul	69 87					60	A	Youngstown St.	38 75	123	A	Detroit	66 76
								60	H	Youngstown St.	67 59	123	H	Detroit	91 81
								100	A	Northwestern	53 80	165	H	Northern Ky.	77 65
												199	A	Wright St.	79 70
												199	H	Wright St.	56 67
												209	A	La Salle	56 50
												229	A	Lafayette	51 62
												230	A	Eastern Mich.	64 54
												235	A	Cleveland St.	72 67
												235	H	Cleveland St.	79 78
												237	A	Milwaukee	84 74
												237	H	Milwaukee	92 76
												239	H	Western Ill.	61 65
												240	A	Neb. Omaha	58 65
												249	A	Valparaiso	52 44
												249	H	Valparaiso	68 58
												273	H	Ill.-Chicago	62 73
												274	A	Northern Ill.	63 67
												315	H	Southern Ill.	82 73
												340	H	Chicago St.	81 43
LAST 12 Division I GAMES:															
237	H	Milwaukee	92 76	235	H	Cleveland St.	79 78								
235	A	Cleveland St.	72 67	21	H	Green Bay	62 65								
60	H	Youngstown St.	67 59	237	A	Milwaukee	84 74								
123	H	Detroit	91 81	60	A	Youngstown St.	38 75								
199	A	Wright St.	79 70	123	A	Detroit	66 76								
249	H	Valparaiso	68 58	199	H	Wright St.	56 67								

Non-Div I Games:

Loyola Chicago

■ Loss,
 ■ Non-Conf, S Site,
 ■ Home
 ■ Away
 N Neutral

Average RPI Win:	236	WON-LOST	WINNING	LAST 12	STRENGTH OF	OPP. STRENGTH	TEAM	ADJ.	CONF.	ADJ CONF.
Average RPI Loss:	166	RECORD	PCT. RANK	GAMES	SCHEDULE	OF SCHEDULE	RPI	RPI	RPI	RPI
DIV. I ONLY	12- 17	213	6- 6	169	263	220	220	25	25	
DIV. I NON-CONF.	5- 6	190	0- 0	60	220	105	105	23	23	
TOTALS	RPI 1-25	RPI 26-50	W-L RECORDS	RPI 51-100	RPI 101-150	RPI 150+				
12- 17	0- 1	0- 3	OVERALL	0- 0	3- 4	9- 9				
9- 4	0- 1	0- 1	HOME	0- 0	2- 0	7- 2				
3- 13	0- 0	0- 2	AWAY	0- 0	1- 4	2- 7				
0- 0	0- 0	0- 0	NEUTRAL	0- 0	0- 0	0- 0				
5- 6	0- 1	0- 1	NON-CONFERENCE	0- 0	2- 3	3- 1				
3- 1	0- 1	0- 0	HOME	0- 0	1- 0	2- 0				
2- 5	0- 0	0- 1	AWAY	0- 0	1- 3	1- 1				
0- 0	0- 0	0- 0	NEUTRAL	0- 0	0- 0	0- 0				
7- 11	0- 0	0- 2	CONFERENCE	0- 0	1- 1	6- 8				
6- 3	0- 0	0- 1	HOME	0- 0	1- 0	5- 2				
1- 8	0- 0	0- 1	AWAY	0- 0	0- 1	1- 6				
0- 0	0- 0	0- 0	NEUTRAL	0- 0	0- 0	0- 0				

RPI 1-25				RPI 26-50				RPI 51-100				RPI 101+ Team's RPI: 220			
RPI	S	Opponent	Score	RPI	S	Opponent	Score	RPI	S	Opponent	Score	RPI	S	Opponent	Score
10	H	Maryland	45 88	46	A	Syracuse	48 83					101	A	Hartford	50 64
				48	A	Marist	38 67					107	A	Navy	60 71
				48	H	Marist	55 79					115	H	American	55 53
												127	A	Army	53 47
												148	A	Howard	37 40
												149	A	Iona	61 67
												149	H	Iona	64 43
												184	A	Fairfield	54 64
												184	H	Fairfield	56 48
												192	A	Rider	41 56
												192	H	Rider	74 81
												200	H	Lehigh	60 48
												225	A	Pittsburgh	47 57
												251	A	Niagara	47 58
												251	H	Niagara	71 68
												264	A	Canisius	39 48
												264	H	Canisius	46 60
												265	A	Siena	52 62
												265	H	Siena	53 37
												270	H	Towson	52 44
												285	A	UMBC	68 55
												320	A	Manhattan	50 62
												320	H	Manhattan	54 34
												331	A	Saint Peter's	57 45
												331	H	Saint Peter's	56 47
LAST 12 Division I GAMES:															
				331	A	Saint Peter's	57 45					264	A	Canisius	39 48
				184	H	Fairfield	56 48					251	A	Niagara	47 58
				48	H	Marist	55 79					265	H	Siena	53 37
				149	A	Iona	61 67					251	H	Niagara	71 68
				192	A	Rider	41 56					149	H	Iona	64 43
				320	H	Manhattan	54 34					264	H	Canisius	46 60

Non-Div I Games:

Loyola Maryland

■ Loss,
 ■ Non-Conf, S Site,
 ■ Home
 ■ Away
 N Neutral

Average RPI Win:	192	WON-LOST	WINNING	LAST 12	STRENGTH OF	OPP. STRENGTH	TEAM	ADJ.	CONF.	ADJ CONF.
Average RPI Loss:	99	RECORD	PCT. RANK	GAMES	SCHEDULE	OF SCHEDULE	RPI	RPI	RPI	RPI
DIV. I ONLY	12- 17	213	5- 7	95	81	179	179	7	7	
DIV. I NON-CONF.	6- 7	183	0- 0	103	83	160	160	7	7	
TOTALS	RPI 1-25	RPI 26-50	W-L RECORDS	RPI 51-100	RPI 101-150	RPI 150+				
12- 17	0- 1	0- 5	OVERALL	1- 6	3- 1	8- 4				
9- 5	0- 0	0- 2	HOME	1- 1	2- 0	6- 2				
2- 11	0- 1	0- 2	AWAY	0- 5	0- 1	2- 2				
1- 1	0- 0	0- 1	NEUTRAL	0- 0	1- 0	0- 0				
6- 7	0- 1	0- 1	NON-CONFERENCE	0- 3	2- 0	4- 2				
5- 1	0- 0	0- 0	HOME	0- 0	1- 0	4- 1				
0- 5	0- 1	0- 0	AWAY	0- 3	0- 0	0- 1				
1- 1	0- 0	0- 1	NEUTRAL	0- 0	1- 0	0- 0				
6- 10	0- 0	0- 4	CONFERENCE	1- 3	1- 1	4- 2				
4- 4	0- 0	0- 2	HOME	1- 1	1- 0	2- 1				
2- 6	0- 0	0- 2	AWAY	0- 2	0- 1	2- 1				
0- 0	0- 0	0- 0	NEUTRAL	0- 0	0- 0	0- 0				

RPI 1-25				RPI 26-50				RPI 51-100				RPI 101+ Team's RPI: 179			
RPI	S	Opponent	Score	RPI	S	Opponent	Score	RPI	S	Opponent	Score	RPI	S	Opponent	Score
13	A	UCLA	66 86	29	N	Iowa St.	33 55	67	A	Wyoming	68 84	143	H	Utah St.	98 81
				39	A	Gonzaga	57 79	77	A	San Diego	78 88	145	A	Santa Clara	54 58
				39	H	Gonzaga	56 70	77	H	San Diego	59 66	145	H	Santa Clara	71 50
				43	A	St. Mary's (CA)	57 70	79	A	BYU	53 72	146	N	Tulsa	75 74
				43	H	St. Mary's (CA)	77 84	79	H	BYU	68 55	160	H	UC Santa Barbara	69 76
								81	A	Cal Poly	71 84	175	H	Long Beach St.	58 52
								95	A	UTEP	51 79	180	H	Oregon St.	73 62
												205	A	San Francisco	58 55
												205	H	San Francisco	65 50
												219	A	Portland	63 65
												219	H	Portland	59 63
												231	H	Colorado St.	69 52
												258	A	Pepperdine	58 56
												258	H	Pepperdine	65 47
												263	A	New Mexico St.	76 77
												281	H	Cal St. Fullerton	85 73
LAST 12 Division I GAMES:															
205	A	San Francisco	58 55	145	H	Santa Clara	71 50								
79	H	BYU	68 55	219	A	Portland	63 65								
43	A	St. Mary's (CA)	57 70	39	A	Gonzaga	57 79								
258	A	Pepperdine	58 56	79	A	BYU	53 72								
77	H	San Diego	59 66	219	H	Portland	59 63								
39	H	Gonzaga	56 70	205	H	San Francisco	65 50								

Non-Div I Games:

Loyola Marymount

■ Loss,
 ■ Non-Conf, S Site,
 ■ Home
 ■ Away
 N Neutral

Average RPI Win: 273	WON-LOST	WINNING	LAST 12	STRENGTH OF	OPP. STRENGTH	TEAM	ADJ.	CONF.	ADJ CONF.
Average RPI Loss: 187	RECORD	PCT. RANK	GAMES	SCHEDULE	OF SCHEDULE	RPI	RPI	RPI	RPI
DIV. I ONLY	4- 24	329	3- 9	242	235	326	326	23	23
DIV. I NON-CONF.	1- 12	332	0- 0	234	206	329	329	24	24
TOTALS	RPI 1-25	RPI 26-50	W-L RECORDS	RPI 51-100	RPI 101-150	RPI 150+			
4- 24	0- 0	0- 2	OVERALL	0- 6	0- 2	4- 14			
2- 8	0- 0	0- 1	HOME	0- 2	0- 1	2- 4			
1- 13	0- 0	0- 0	AWAY	0- 2	0- 0	1- 0			
1- 3	0- 0	0- 0	NEUTRAL	0- 1	0- 0	1- 2			
1- 12	0- 0	0- 2	NON-CONFERENCE	0- 3	0- 0	1- 7			
0- 2	0- 0	0- 1	HOME	0- 0	0- 0	0- 1			
0- 7	0- 0	0- 1	AWAY	0- 2	0- 0	0- 4			
1- 3	0- 0	0- 0	NEUTRAL	0- 1	0- 0	1- 2			
3- 12	0- 0	0- 0	CONFERENCE	0- 3	0- 2	3- 7			
2- 6	0- 0	0- 0	HOME	0- 2	0- 1	2- 3			
1- 6	0- 0	0- 0	AWAY	0- 1	0- 1	1- 4			
0- 0	0- 0	0- 0	NEUTRAL	0- 0	0- 0	0- 0			

RPI 1-25				RPI 26-50				RPI 51-100				RPI 101+				Team's RPI: 326	
RPI	S	Opponent	Score	RPI	S	Opponent	Score	RPI	S	Opponent	Score	RPI	S	Opponent	Score		
				46	H	Syracuse	44 68	56	H	Boston U.	54 85	101	A	Hartford	56 82		
				49	A	FGCU	49 79	66	A	Albany (NY)	39 71	101	H	Hartford	37 52		
								66	H	Albany (NY)	54 86	215	A	Stony Brook	53 56		
								68	A	Minnesota	60 77	215	H	Stony Brook	67 51		
								82	A	James Madison	34 88	221	A	VCU	47 82		
								91	N	Auburn	41 71	221	H	VCU	58 74		
												247	A	Bryant	40 44		
												257	A	New Hampshire	54 61		
												257	H	New Hampshire	63 86		
												265	A	Siena	50 53		
												267	N	UNLV	74 67		
												270	A	Towson	64 69		
												285	A	UMBC	50 54		
												285	H	UMBC	79 86		
												298	A	Vermont	53 61		
												298	H	Vermont	73 63		
												303	N	Rhode Island	38 51		
												311	A	Binghamton	74 68		
												311	H	Binghamton	65 67		
												316	N	Wofford	76 79		
LAST 12 Division I GAMES:																	
				257	H	New Hampshire	63 86	285	H	UMBC	79 86						
				215	A	Stony Brook	53 56	257	A	New Hampshire	54 61						
				298	H	Vermont	73 63	215	H	Stony Brook	67 51						
				311	A	Binghamton	74 68	298	A	Vermont	53 61						
				101	A	Hartford	56 82	311	H	Binghamton	65 67						
				66	H	Albany (NY)	54 86	56	H	Boston U.	54 85						

Non-Div I Games:

Maine

■ Loss,
■ Non-Conf,
■ S Site,
■ H Home
■ A Away
N Neutral

Average RPI Win: 272		WON-LOST	WINNING	LAST 12	STRENGTH OF	OPP. STRENGTH	TEAM	ADJ.	CONF.	ADJ CONF.
Average RPI Loss: 190		RECORD	PCT. RANK	GAMES	SCHEDULE	OF SCHEDULE	RPI	RPI	RPI	RPI
DIV. I ONLY		7- 22	309	2- 10	249	310	320	320	25	25
DIV. I NON-CONF.		3- 8	276	0- 0	203	335	308	308	23	23
TOTALS	RPI 1-25		RPI 26-50		W-L RECORDS		RPI 51-100		RPI 101-150	RPI 150+
7- 22	0- 0		0- 2		OVERALL		0- 2		0- 3	7- 15
6- 10	0- 0		0- 1		HOME		0- 0		0- 2	6- 7
1- 12	0- 0		0- 1		AWAY		0- 2		0- 1	1- 8
0- 0	0- 0		0- 0		NEUTRAL		0- 0		0- 0	0- 0
3- 8	0- 0		0- 0		NON-CONFERENCE		0- 2		0- 1	3- 5
3- 4	0- 0		0- 0		HOME		0- 0		0- 1	3- 3
0- 4	0- 0		0- 0		AWAY		0- 2		0- 0	0- 2
0- 0	0- 0		0- 0		NEUTRAL		0- 0		0- 0	0- 0
4- 14	0- 0		0- 2		CONFERENCE		0- 0		0- 2	4- 10
3- 6	0- 0		0- 1		HOME		0- 0		0- 1	3- 4
1- 8	0- 0		0- 1		AWAY		0- 0		0- 1	1- 6
0- 0	0- 0		0- 0		NEUTRAL		0- 0		0- 0	0- 0

RPI 1-25					
RPI	S	Opponent	Score		
48	A	Marist	47	66	
48	H	Marist	39	60	
RPI 26-50					
RPI	S	Opponent	Score		
47	A	Marist	47	66	
48	H	Marist	39	60	
RPI 51-100					
RPI	S	Opponent	Score		
69	A	Fordham	45	55	
94	A	Sacred Heart	38	55	
RPI 101+					
RPI	S	Opponent	Score		
127	H	Army	49	54	
149	A	Iona	46	76	
149	H	Iona	64	71	
152	H	Holy Cross	52	60	
184	A	Fairfield	50	76	
184	H	Fairfield	50	55	
192	A	Rider	57	60	
192	H	Rider	41	48	
194	A	Monmouth	43	58	
220	A	Loyola Maryland	34	54	
220	H	Loyola Maryland	62	50	
221	H	VCU	68	63	
251	A	Niagara	43	48	
251	H	Niagara	61	52	
259	H	Fairleigh Dickinson	47	53	
264	A	Canisius	47	63	
264	H	Canisius	54	51	
265	A	Siena	55	62	
265	H	Siena	51	54	
270	H	Towson	60	63	
275	A	Cornell	60	70	
296	H	Oakland	47	43	
322	H	Ohio	58	49	
331	A	Saint Peter's	73	66	
331	H	Saint Peter's	49	60	
Team's RPI: 320					
LAST 12 Division I GAMES:					
251	H	Niagara	61	52	
149	H	Iona	64	71	
251	A	Niagara	43	48	
264	A	Canisius	47	63	
48	A	Marist	47	66	
220	A	Loyola Maryland	34	54	
184	H	Fairfield	50	55	
265	H	Siena	51	54	
264	H	Canisius	54	51	
192	A	Rider	57	60	
331	H	Saint Peter's	49	60	
48	H	Marist	39	60	

Non-Div I Games:

Manhattan

■ Loss, ■ Non-Conf, S Site, H Home A Away N Neutral

Average RPI Win:	226	WON-LOST	WINNING	LAST 12	STRENGTH OF	OPP. STRENGTH	TEAM	ADJ.	CONF.	ADJ CONF.
Average RPI Loss:	36	RECORD	PCT. RANK	GAMES	SCHEDULE	OF SCHEDULE	RPI	RPI	RPI	RPI
DIV. I ONLY	23- 6	25	12- 0	110	175	48	48	25	25	
DIV. I NON-CONF.	5- 6	190	0- 0	7	14	68	68	23	23	
TOTALS	RPI 1-25	RPI 26-50	W-L RECORDS	RPI 51-100	RPI 101-150	RPI 150+				
23- 6	0- 3	1- 1	OVERALL	0- 1	2- 1	20- 0				
12- 1	0- 0	1- 0	HOME	0- 1	1- 0	10- 0				
10- 3	0- 1	0- 1	AWAY	0- 0	1- 1	9- 0				
1- 2	0- 2	0- 0	NEUTRAL	0- 0	0- 0	1- 0				
5- 6	0- 3	1- 1	NON-CONFERENCE	0- 1	0- 1	4- 0				
3- 1	0- 0	1- 0	HOME	0- 1	0- 0	2- 0				
1- 3	0- 1	0- 1	AWAY	0- 0	0- 1	1- 0				
1- 2	0- 2	0- 0	NEUTRAL	0- 0	0- 0	1- 0				
18- 0	0- 0	0- 0	CONFERENCE	0- 0	2- 0	16- 0				
9- 0	0- 0	0- 0	HOME	0- 0	1- 0	8- 0				
9- 0	0- 0	0- 0	AWAY	0- 0	1- 0	8- 0				
0- 0	0- 0	0- 0	NEUTRAL	0- 0	0- 0	0- 0				

RPI 1-25				RPI 26-50				Team's RPI: 48	RPI 51-100				RPI 101+			
RPI	S	Opponent	Score	RPI	S	Opponent	Score		RPI	S	Opponent	Score	RPI	S	Opponent	Score
2	N	Connecticut	39 81	28	H	Princeton	56 45		56	H	Boston U.	56 62	101	A	Hartford	53 64
9	A	Kentucky	56 78	32	A	Oklahoma	55 68						149	A	Iona	63 40
18	N	Purdue	50 71										149	H	Iona	69 55
													157	H	Hofstra	85 70
													174	N	Wake Forest	81 66
													181	A	Yale	62 50
													184	A	Fairfield	70 33
													184	H	Fairfield	61 56
													192	A	Rider	62 47
													192	H	Rider	69 44
													220	A	Loyola Maryland	79 55
													220	H	Loyola Maryland	67 38
													251	A	Niagara	71 51
													251	H	Niagara	68 41
													264	A	Canisius	51 41
													264	H	Canisius	54 40
													265	A	Siena	66 48
													265	H	Siena	75 64
													298	H	Vermont	66 45
													320	A	Manhattan	60 39
													320	H	Manhattan	66 47
													331	A	Saint Peter's	68 49
													331	H	Saint Peter's	79 50
LAST 12 Division I GAMES:																
184	A	Fairfield	70 33	265	A	Siena	66 48									
331	H	Saint Peter's	79 50	149	A	Iona	63 40									
220	A	Loyola Maryland	79 55	331	A	Saint Peter's	68 49									
192	H	Rider	69 44	264	H	Canisius	54 40									
320	H	Manhattan	66 47	265	H	Siena	75 64									
251	H	Niagara	68 41	320	A	Manhattan	60 39									

Non-Div I Games:

Marist

■ Loss,
 ■ Non-Conf,
 ■ S Site,
 ■ H Home
 ■ A Away
 N Neutral

Average RPI Win: 131		WON-LOST	WINNING	LAST 12	STRENGTH OF		OPP. STRENGTH	TEAM	ADJ.	CONF.	ADJ CONF.
Average RPI Loss: 50		RECORD	PCT. RANK	GAMES	SCHEDULE		OF SCHEDULE	RPI	RPI	RPI	RPI
DIV. I ONLY		14- 14	158	5- 7	8		31	57	57	4	4
DIV. I NON-CONF.		8- 5	114	0- 0	22		51	50	50	3	3
<hr/>											
TOTALS	RPI 1-25	RPI 26-50		W-L RECORDS		RPI 51-100		RPI 101-150		RPI 150+	
14- 14	2- 6	0- 3		OVERALL		4- 3		2- 1		6- 1	
6- 8	1- 4	0- 3		HOME		1- 1		2- 0		2- 0	
7- 6	1- 2	0- 0		AWAY		3- 2		0- 1		3- 1	
1- 0	0- 0	0- 0		NEUTRAL		0- 0		0- 0		1- 0	
8- 5	0- 2	0- 1		NON-CONFERENCE		3- 1		2- 1		3- 0	
5- 2	0- 1	0- 1		HOME		1- 0		2- 0		2- 0	
2- 3	0- 1	0- 0		AWAY		2- 1		0- 1		0- 0	
1- 0	0- 0	0- 0		NEUTRAL		0- 0		0- 0		1- 0	
6- 9	2- 4	0- 2		CONFERENCE		1- 2		0- 0		3- 1	
1- 6	1- 3	0- 2		HOME		0- 1		0- 0		0- 0	
5- 3	1- 1	0- 0		AWAY		1- 1		0- 0		3- 1	
0- 0	0- 0	0- 0		NEUTRAL		0- 0		0- 0		0- 0	

RPI	S	Opponent	Score	RPI	S	Opponent	Score	RPI	S	Opponent	Score	RPI	S	Opponent	Score
2	A	Connecticut	37 94	38	H	St. John's (NY)	61 67	58	A	Georgetown	51 48	104	H	Butler	73 62
2	H	Connecticut	51 85	45	H	Toledo	71 82	59	A	South Fla.	48 58	107	H	Navy	73 65
4	H	Notre Dame	49 87	46	H	Syracuse	79 92	62	A	South Dakota St.	77 74	129	A	Wisconsin	68 71
16	A	Texas A&M	64 84					69	H	Fordham	51 48	161	A	Cincinnati	52 54
21	H	Green Bay	46 55					72	H	Rutgers	54 72	197	A	Providence	81 70
22	H	Louisville	63 64					76	A	Central Mich.	78 74	203	A	Seton Hall	56 53
23	H	DePaul	70 66					89	A	Georgia Tech	72 76	208	H	Loyola Chicago	77 61
24	A	Villanova	60 56									225	A	Pittsburgh	74 65
												227	H	Dartmouth	70 52
												244	N	Marshall	67 46
LAST 12 Division I GAMES:															
58	A	Georgetown	51 48	2	A	Connecticut	37 94								
197	A	Providence	81 70	23	H	DePaul	70 66								
38	H	St. John's (NY)	61 67	72	H	Rutgers	54 72								
4	H	Notre Dame	49 87	59	A	South Fla.	48 58								
161	A	Cincinnati	52 54	22	H	Louisville	63 64								
24	A	Villanova	60 56	225	A	Pittsburgh	74 65								

Non-Div I Games:

Marquette

Average RPI Win: 179	WON-LOST	WINNING	LAST 12	STRENGTH OF	OPP. STRENGTH	TEAM	ADJ.	CONF.	ADJ CONF.
Average RPI Loss: 142	RECORD	PCT. RANK	GAMES	SCHEDULE	OF SCHEDULE	RPI	RPI	RPI	RPI
DIV. I ONLY	9- 19	271	3- 9	116	146	244	244	8	8
DIV. I NON-CONF.	6- 7	183	0- 0	194	282	217	217	10	10
TOTALS	RPI 1-25	RPI 26-50	W-L RECORDS	RPI 51-100	RPI 101-150	RPI 150+			
9- 19	0- 0	0- 1	OVERALL	2- 4	2- 8	5- 6			
6- 7	0- 0	0- 0	HOME	2- 1	1- 2	3- 4			
1- 9	0- 0	0- 0	AWAY	0- 2	0- 6	1- 1			
2- 3	0- 0	0- 1	NEUTRAL	0- 1	1- 0	1- 1			
6- 7	0- 0	0- 1	NON-CONFERENCE	0- 1	1- 2	5- 3			
3- 2	0- 0	0- 0	HOME	0- 0	0- 0	3- 2			
1- 2	0- 0	0- 0	AWAY	0- 0	0- 2	1- 0			
2- 3	0- 0	0- 1	NEUTRAL	0- 1	1- 0	1- 1			
3- 12	0- 0	0- 0	CONFERENCE	2- 3	1- 6	0- 3			
3- 5	0- 0	0- 0	HOME	2- 1	1- 2	0- 2			
0- 7	0- 0	0- 0	AWAY	0- 2	0- 4	0- 1			
0- 0	0- 0	0- 0	NEUTRAL	0- 0	0- 0	0- 0			

RPI 1-25				RPI 26-50				RPI 51-100				RPI 101+				Team's RPI: 244	
RPI	S	Opponent	Score	RPI	S	Opponent	Score	RPI	S	Opponent	Score	RPI	S	Opponent	Score		
				41	N	West Virginia	48 64					107	A	Navy	51 67		
								55	A	SMU	50 67	110	H	Memphis	55 54		
								57	N	Marquette	46 67	124	A	Indiana St.	49 55		
								64	A	East Carolina	47 54	124	A	UAB	43 61		
								64	H	East Carolina	72 60	124	H	UAB	45 61		
								84	H	Tulane	57 67	126	N	Presbyterian	59 51		
								95	H	UTEP	59 47	135	A	Rice	61 71		
												136	A	UCF	52 67		
												136	H	UCF	51 75		
												146	A	Tulsa	49 67		
												171	H	Houston	63 71		
												172	H	Tennessee Tech	60 67		
												187	H	Ball St.	70 45		
												193	A	Southern Miss.	46 48		
												193	H	Southern Miss.	61 68		
												218	H	Radford	65 63		
												223	H	Furman	52 46		
												276	N	Southern U.	57 47		
												307	N	Jackson St.	63 67		
												315	A	Southern Ill.	70 66		
												322	H	Ohio	48 55		
LAST 12 Division I GAMES:																	
				136	H	UCF	51 75	55	A	SMU	50 67						
				193	H	Southern Miss.	61 68	136	A	UCF	52 67						
				135	A	Rice	61 71	110	H	Memphis	55 54						
				64	H	East Carolina	72 60	64	A	East Carolina	47 54						
				124	A	UAB	43 61	124	H	UAB	45 61						
				95	H	UTEP	59 47	171	H	Houston	63 71						

Non-Div I Games:

Marshall

■ Loss,
 ■ Non-Conf,
 ■ S Site,
 ■ Home
 ■ A Away
 N Neutral

Average RPI Win: 135		WON-LOST	WINNING	LAST 12	STRENGTH OF		OPP. STRENGTH	TEAM	ADJ.	CONF.	ADJ CONF.
Average RPI Loss: 17		RECORD	PCT. RANK	GAMES	SCHEDULE		OF SCHEDULE	RPI	RPI	RPI	RPI
DIV. I ONLY		23- 6	25	9- 3	25		44	10	10	5	5
DIV. I NON-CONF.		9- 2	34	0- 0	27		98	9	9	4	4
TOTALS		RPI 1-25	RPI 26-50		W-L RECORDS		RPI 51-100	RPI 101-150		RPI 150+	
23- 6	4- 5	1- 0		OVERALL		3- 1	6- 0		9- 0		
13- 1	2- 1	1- 0		HOME		1- 0	4- 0		5- 0		
10- 5	2- 4	0- 0		AWAY		2- 1	2- 0		4- 0		
0- 0	0- 0	0- 0		NEUTRAL		0- 0	0- 0		0- 0		
9- 2	2- 1	0- 0		NON-CONFERENCE		0- 1	2- 0		5- 0		
5- 0	0- 0	0- 0		HOME		0- 0	2- 0		3- 0		
4- 2	2- 1	0- 0		AWAY		0- 1	0- 0		2- 0		
0- 0	0- 0	0- 0		NEUTRAL		0- 0	0- 0		0- 0		
14- 4	2- 4	1- 0		CONFERENCE		3- 0	4- 0		4- 0		
8- 1	2- 1	1- 0		HOME		1- 0	2- 0		2- 0		
6- 3	0- 3	0- 0		AWAY		2- 0	2- 0		2- 0		
0- 0	0- 0	0- 0		NEUTRAL		0- 0	0- 0		0- 0		

RPI	S	Opponent	Score	RPI	S	Opponent	Score	RPI	S	Opponent	Score	RPI	S	Opponent	Score
2	A	Connecticut	48 63	50	H	Miami (FL)	84 62	54	A	Saint Joseph's	49 50	101	H	Hartford	72 40
6	A	Duke	56 71					89	A	Georgia Tech	66 57	109	H	North Carolina St.	82 62
6	H	Duke	59 75					90	A	Virginia	73 44	115	H	American	94 54
14	A	North Carolina	57 60					90	H	Virginia	79 55	131	A	Boston College	86 61
14	H	North Carolina	85 59									131	H	Boston College	85 62
15	A	Nebraska	90 71									133	A	Virginia Tech	74 45
17	A	Delaware	69 53									174	A	Wake Forest	73 63
20	A	Florida St.	71 72									174	H	Wake Forest	88 61
20	H	Florida St.	71 64									186	A	Clemson	80 40
												186	H	Clemson	75 45
												220	A	Loyola Maryland	88 45
												222	H	Mt. St. Mary's	88 47
												270	A	Towson	88 43
												271	H	George Mason	90 40
												304	H	Brown	76 36
LAST 12 Division I GAMES:															
174	H	Wake Forest	88 61	6	A	Duke	56 71								
20	A	Florida St.	71 72	174	A	Wake Forest	73 63								
6	H	Duke	59 75	131	H	Boston College	85 62								
131	A	Boston College	86 61	186	A	Clemson	80 40								
90	A	Virginia	73 44	14	H	North Carolina	85 59								
186	H	Clemson	75 45	89	A	Georgia Tech	66 57								

Non-Div I Games:

Maryland

Massachusetts

Through Games Of Sunday, March 3, 2013

Average RPI Win:	275	WON-LOST	WINNING	LAST 12	STRENGTH OF	OPP. STRENGTH	TEAM	ADJ.	CONF.	ADJ CONF.
Average RPI Loss:	133	RECORD	PCT. RANK	GAMES	SCHEDULE	OF SCHEDULE	RPI	RPI	RPI	RPI
DIV. I ONLY	3- 26	336	0- 12	85	139	297	297	9	9	
DIV. I NON-CONF.	2- 13	318	0- 0	102	239	275	275	8	8	
TOTALS	RPI 1-25	RPI 26-50	W-L RECORDS	RPI 51-100	RPI 101-150	RPI 150+				
3- 26	0- 2	0- 2	OVERALL	0- 7	0- 3	3- 12				
2- 12	0- 0	0- 2	HOME	0- 2	0- 2	2- 6				
1- 14	0- 2	0- 0	AWAY	0- 5	0- 1	1- 6				
0- 0	0- 0	0- 0	NEUTRAL	0- 0	0- 0	0- 0				
2- 13	0- 1	0- 1	NON-CONFERENCE	0- 3	0- 2	2- 6				
1- 6	0- 0	0- 1	HOME	0- 1	0- 1	1- 3				
1- 7	0- 1	0- 0	AWAY	0- 2	0- 1	1- 3				
0- 0	0- 0	0- 0	NEUTRAL	0- 0	0- 0	0- 0				
1- 13	0- 1	0- 1	CONFERENCE	0- 4	0- 1	1- 6				
1- 6	0- 0	0- 1	HOME	0- 1	0- 1	1- 3				
0- 7	0- 1	0- 0	AWAY	0- 3	0- 0	0- 3				
0- 0	0- 0	0- 0	NEUTRAL	0- 0	0- 0	0- 0				

RPI 1-25				RPI 26-50				RPI 51-100				RPI 101+ Team's RPI: 297			
RPI	S	Opponent	Score	RPI	S	Opponent	Score	RPI	S	Opponent	Score	RPI	S	Opponent	Score
4	A	Notre Dame	50 94	35	H	Duquesne	44 53	53	H	Charlotte	60 79	101	H	Hartford	65 71
11	A	Dayton	44 83	42	H	Quinnipiac	72 81	54	A	Saint Joseph's	50 87	104	H	Butler	61 75
								56	A	Boston U.	50 73	122	A	Northeastern	51 78
								69	A	Fordham	57 69	152	H	Holy Cross	59 63
								85	A	Harvard	59 85	153	H	Temple	54 66
								98	A	Richmond	63 81	156	A	Miami (OH)	40 50
								99	H	Bowling Green	61 64	164	H	George Washington	62 58
												202	H	Xavier	54 67
												206	A	Central Conn. St.	69 78
												209	H	La Salle	57 68
												210	A	Saint Louis	50 59
												216	A	St. Bonaventure	49 61
												227	H	Dartmouth	55 57
												238	A	Ole Miss	59 71
												265	H	Siena	51 57
												303	A	Rhode Island	42 45
												322	A	Ohio	65 61
												339	H	Kent St.	83 53
LAST 12 Division I GAMES:															
202	H	Xavier	54 67	210	A	Saint Louis	50 59								
54	A	Saint Joseph's	50 87	153	H	Temple	54 66								
35	H	Duquesne	44 53	209	H	La Salle	57 68								
53	H	Charlotte	60 79	11	A	Dayton	44 83								
303	A	Rhode Island	42 45	104	H	Butler	61 75								
98	A	Richmond	63 81	216	A	St. Bonaventure	49 61								

Non-Div I Games:

Massachusetts

Loss, Non-Conf, S Site, H Home A Away N Neutral

Average RPI Win:	200	WON-LOST	WINNING	LAST 12	STRENGTH OF	OPP. STRENGTH	TEAM	ADJ.	CONF.	ADJ CONF.
Average RPI Loss:	162	RECORD	PCT. RANK	GAMES	SCHEDULE	OF SCHEDULE	RPI	RPI	RPI	RPI
DIV. I ONLY	13- 12	153	8- 4	185	200	168	168	20	20	
DIV. I NON-CONF.	3- 6	244	0- 0	115	48	184	184	20	20	
TOTALS	RPI 1-25	RPI 26-50	W-L RECORDS	RPI 51-100	RPI 101-150	RPI 150+				
13- 12	0- 0	0- 2	OVERALL	0- 1	3- 2	10- 7				
8- 3	0- 0	0- 0	HOME	0- 0	2- 0	6- 3				
4- 9	0- 0	0- 2	AWAY	0- 1	1- 2	3- 4				
1- 0	0- 0	0- 0	NEUTRAL	0- 0	0- 0	1- 0				
3- 6	0- 0	0- 2	NON-CONFERENCE	0- 1	0- 1	3- 2				
2- 0	0- 0	0- 0	HOME	0- 0	0- 0	2- 0				
0- 6	0- 0	0- 2	AWAY	0- 1	0- 1	0- 2				
1- 0	0- 0	0- 0	NEUTRAL	0- 0	0- 0	1- 0				
10- 6	0- 0	0- 0	CONFERENCE	0- 0	3- 1	7- 5				
6- 3	0- 0	0- 0	HOME	0- 0	2- 0	4- 3				
4- 3	0- 0	0- 0	AWAY	0- 0	1- 1	3- 2				
0- 0	0- 0	0- 0	NEUTRAL	0- 0	0- 0	0- 0				

RPI 1-25				RPI 26-50				RPI 51-100				RPI 101+				Team's RPI: 168	
RPI	S	Opponent	Score	RPI	S	Opponent	Score	RPI	S	Opponent	Score	RPI	S	Opponent	Score		
				30	A	Vanderbilt	71 82	84	A	Tulane	63 69	111	A	Sam Houston St.	53 60		
				34	A	LSU	75 82					111	H	Sam Houston St.	62 58		
												113	A	Oral Roberts	72 71		
												113	H	Oral Roberts	76 71		
												135	A	Rice	51 60		
												151	A	Lamar	65 46		
												151	H	Lamar	53 57		
												167	H	Nicholls St.	61 78		
												171	H	Houston	76 72		
												177	H	Texas Southern	59 42		
												189	A	Louisiana Tech	50 52		
												193	A	Southern Miss.	59 68		
												196	A	Stephen F. Austin	74 57		
												196	H	Stephen F. Austin	66 60		
												234	A	Central Ark.	77 61		
												234	H	Central Ark.	69 77		
												238	N	Ole Miss	80 75		
												279	A	Northwestern St.	62 64		
												279	H	Northwestern St.	80 54		
												289	H	Southeastern La.	75 67		
												334	A	A&M-Corpus Christi	59 60		
												334	H	A&M-Corpus Christi	68 39		
LAST 12 Division I GAMES:																	
				234	H	Central Ark.	69 77					279	H	Northwestern St.	80 54		
				113	H	Oral Roberts	76 71					196	H	Stephen F. Austin	66 60		
				289	H	Southeastern La.	75 67					113	A	Oral Roberts	72 71		
				151	A	Lamar	65 46					234	A	Central Ark.	77 61		
				334	A	A&M-Corpus Christi	59 60					151	H	Lamar	53 57		
				111	A	Sam Houston St.	53 60					111	H	Sam Houston St.	62 58		

Non-Div I Games: Centenary (LA) 90 33 Talladega 79 59

McNeese St.

■ Loss,
 ■ Non-Conf,
 ■ S Site,
 ■ Home
 ■ A Away
 N Neutral

Average RPI Win:	175	WON-LOST	WINNING	LAST 12	STRENGTH OF	OPP. STRENGTH	TEAM	ADJ.	CONF.	ADJ CONF.
Average RPI Loss:	131	RECORD	PCT. RANK	GAMES	SCHEDULE	OF SCHEDULE	RPI	RPI	RPI	RPI
DIV. I ONLY	16- 13	138	5- 7	113	104	110	110	8	8	
DIV. I NON-CONF.	9- 5	98	0- 0	198	175	138	138	10	10	
TOTALS	RPI 1-25	RPI 26-50	W-L RECORDS	RPI 51-100	RPI 101-150	RPI 150+				
16- 13	0- 0	0- 0	OVERALL	4- 6	3- 3	9- 4				
10- 5	0- 0	0- 0	HOME	3- 3	2- 1	5- 1				
6- 8	0- 0	0- 0	AWAY	1- 3	1- 2	4- 3				
0- 0	0- 0	0- 0	NEUTRAL	0- 0	0- 0	0- 0				
9- 5	0- 0	0- 0	NON-CONFERENCE	2- 3	0- 0	7- 2				
5- 3	0- 0	0- 0	HOME	1- 2	0- 0	4- 1				
4- 2	0- 0	0- 0	AWAY	1- 1	0- 0	3- 1				
0- 0	0- 0	0- 0	NEUTRAL	0- 0	0- 0	0- 0				
7- 8	0- 0	0- 0	CONFERENCE	2- 3	3- 3	2- 2				
5- 2	0- 0	0- 0	HOME	2- 1	2- 1	1- 0				
2- 6	0- 0	0- 0	AWAY	0- 2	1- 2	1- 2				
0- 0	0- 0	0- 0	NEUTRAL	0- 0	0- 0	0- 0				

RPI 1-25			RPI 26-50			RPI 51-100			RPI 101+			Team's RPI: 110
RPI	S	Opponent	Score	RPI	S	Opponent	Score	RPI	S	Opponent	Score	Score
						51	A Middle Tenn.	68	82	124	A UAB	63 55
						55	H SMU	67	74	124	H UAB	64 57
						63	H Illinois	65	73	135	H Rice	64 60
						64	A East Carolina	52	69	136	A UCF	62 83
						64	H East Carolina	66	56	136	H UCF	65 70
						70	A Illinois St.	76	74	146	A Tulsa	68 79
						74	H UALR	44	56	171	A Houston	74 77
						84	A Tulane	62	72	172	H Tennessee Tech	73 64
						92	H Missouri	72	69	193	A Southern Miss.	80 74
						95	H UTEP	77	71	193	H Southern Miss.	63 57
										199	H Wright St.	109 68
										203	A Seton Hall	65 58
										210	A Saint Louis	65 58
										228	H Prairie View	58 70
										244	A Marshall	54 55
										246	A East Tenn. St.	73 83
										308	A Texas-Arlington	89 76
										310	H Alabama A&M	80 57
										312	H Grambling	92 42
LAST 12 Division I GAMES:												
						64	A East Carolina	52	69	136	A UCF	62 83
						146	A Tulsa	68	79	244	A Marshall	54 55
						95	H UTEP	77	71	135	H Rice	64 60
						193	A Southern Miss.	80	74	136	H UCF	65 70
						55	H SMU	67	74	124	A UAB	63 55
						124	H UAB	64	57	84	A Tulane	62 72

Non-Div I Games:

Memphis

■ Loss,
 ■ Non-Conf, S Site,
 ■ Home
 ■ Away
 N Neutral

Average RPI Win:	281	WON-LOST	WINNING	LAST 12	STRENGTH OF	OPP. STRENGTH	TEAM	ADJ.	CONF.	ADJ CONF.
Average RPI Loss:	87	RECORD	PCT. RANK	GAMES	SCHEDULE	OF SCHEDULE	RPI	RPI	RPI	RPI
DIV. I ONLY	18- 10	90	9- 3	253	260	142	142	29	29	
DIV. I NON-CONF.	6- 6	160	1- 1	164	176	155	155	27	27	
TOTALS	RPI 1-25	RPI 26-50	W-L RECORDS	RPI 51-100	RPI 101-150	RPI 150+				
18- 10	0- 3	0- 2	OVERALL	1- 0	0- 3	17- 2				
9- 4	0- 0	0- 1	HOME	1- 0	0- 2	8- 1				
9- 6	0- 3	0- 1	AWAY	0- 0	0- 1	9- 1				
0- 0	0- 0	0- 0	NEUTRAL	0- 0	0- 0	0- 0				
6- 6	0- 3	0- 0	NON-CONFERENCE	1- 0	0- 1	5- 2				
3- 2	0- 0	0- 0	HOME	1- 0	0- 1	2- 1				
3- 4	0- 3	0- 0	AWAY	0- 0	0- 0	3- 1				
0- 0	0- 0	0- 0	NEUTRAL	0- 0	0- 0	0- 0				
12- 4	0- 0	0- 2	CONFERENCE	0- 0	0- 2	12- 0				
6- 2	0- 0	0- 1	HOME	0- 0	0- 1	6- 0				
6- 2	0- 0	0- 1	AWAY	0- 0	0- 1	6- 0				
0- 0	0- 0	0- 0	NEUTRAL	0- 0	0- 0	0- 0				

RPI	S	Opponent	Score	RPI	S	Opponent	Score	RPI	S	Opponent	Score	RPI	S	Opponent	Score	Team's RPI: 142
4	A	Notre Dame	36 93	49	A	FGCU	62 89	88	H	Davidson	46 43	105	A	Stetson	60 74	
19	A	Georgia	38 80	49	H	FGCU	41 70					105	H	Stetson	41 74	
20	A	Florida St.	42 94									134	H	High Point	57 62	
												165	A	Northern Ky.	77 67	
												165	H	Northern Ky.	60 69	
												223	A	Furman	64 73	
												246	A	East Tenn. St.	67 58	
												246	H	East Tenn. St.	79 64	
												254	A	USC Upstate	55 54	
												254	H	USC Upstate	72 55	
												291	A	North Florida	56 43	
												291	H	North Florida	51 49	
												301	A	Jacksonville	72 68	
												301	H	Jacksonville	68 61	
												302	A	Troy	96 90	
												309	A	Ga. Southern	48 44	
												329	H	Alabama St.	65 55	
												333	A	Kennesaw St.	71 46	
												333	H	Kennesaw St.	57 36	
												335	A	Lipscomb	74 70	
												335	H	Lipscomb	53 31	
												343	H	Jacksonville St.	63 51	
LAST 12 Division I GAMES:																
105	A	Stetson	60 74	301	H	Jacksonville	68 61									
49	A	FGCU	62 89	291	H	North Florida	51 49									
335	H	Lipscomb	53 31	333	H	Kennesaw St.	57 36									
165	H	Northern Ky.	60 69	165	A	Northern Ky.	77 67									
254	A	USC Upstate	55 54	335	A	Lipscomb	74 70									
246	A	East Tenn. St.	67 58	246	H	East Tenn. St.	79 64									

Non-Div I Games: Brevard 57 50

Mercer

■ Loss,
 ■ Non-Conf,
 ■ S Site,
 ■ Home
 ■ A Away
 N Neutral

Average RPI Win:	147	WON-LOST	WINNING	LAST 12	STRENGTH OF	OPP. STRENGTH	TEAM	ADJ.	CONF.	ADJ CONF.
Average RPI Loss:	36	RECORD	PCT. RANK	GAMES	SCHEDULE	OF SCHEDULE	RPI	RPI	RPI	RPI
DIV. I ONLY	20- 9	66	7- 5	58	32	50	50	5	5	
DIV. I NON-CONF.	9- 2	34	0- 0	127	70	54	54	4	4	
TOTALS	RPI 1-25	RPI 26-50	W-L RECORDS	RPI 51-100	RPI 101-150	RPI 150+				
20- 9	2- 6	0- 0	OVERALL	4- 3	6- 0	8- 0				
15- 3	2- 3	0- 0	HOME	3- 0	4- 0	6- 0				
5- 6	0- 3	0- 0	AWAY	1- 3	2- 0	2- 0				
0- 0	0- 0	0- 0	NEUTRAL	0- 0	0- 0	0- 0				
9- 2	1- 1	0- 0	NON-CONFERENCE	2- 1	1- 0	5- 0				
8- 1	1- 1	0- 0	HOME	1- 0	1- 0	5- 0				
1- 1	0- 0	0- 0	AWAY	1- 1	0- 0	0- 0				
0- 0	0- 0	0- 0	NEUTRAL	0- 0	0- 0	0- 0				
11- 7	1- 5	0- 0	CONFERENCE	2- 2	5- 0	3- 0				
7- 2	1- 2	0- 0	HOME	2- 0	3- 0	1- 0				
4- 5	0- 3	0- 0	AWAY	0- 2	2- 0	2- 0				
0- 0	0- 0	0- 0	NEUTRAL	0- 0	0- 0	0- 0				

RPI 1-25				RPI 26-50		Team's RPI: 50		RPI 51-100				RPI 101+			
RPI	S	Opponent	Score	RPI	S	Opponent	Score	RPI	S	Opponent	Score	RPI	S	Opponent	Score
5	H	Penn St.	69 65					72	A	Rutgers	34 42	109	A	North Carolina St.	59 55
6	A	Duke	43 82					88	H	Davidson	67 35	109	H	North Carolina St.	79 53
6	H	Duke	69 65					89	A	Georgia Tech	64 68	129	H	Wisconsin	67 44
7	H	Tennessee	67 79					89	H	Georgia Tech	71 65	131	H	Boston College	79 54
10	A	Maryland	62 84					90	A	Virginia	52 62	133	A	Virginia Tech	64 46
14	H	North Carolina	62 64					90	H	Virginia	58 52	133	H	Virginia Tech	68 42
20	A	Florida St.	65 86					98	A	Richmond	69 63	174	A	Wake Forest	79 78
20	H	Florida St.	78 93									186	A	Clemson	62 46
												186	H	Clemson	78 56
												206	H	Central Conn. St.	64 43
												211	H	Fla. Atlantic	76 61
												218	H	Radford	75 58
												291	H	North Florida	77 24
												338	H	Alcorn	68 53
LAST 12 Division I GAMES:															
133	A	Virginia Tech	64 46	186	A	Clemson	62 46								
6	H	Duke	69 65	133	H	Virginia Tech	68 42								
89	A	Georgia Tech	64 68	6	A	Duke	43 82								
109	A	North Carolina St.	59 55	14	H	North Carolina	62 64								
131	H	Boston College	79 54	174	A	Wake Forest	79 78								
20	H	Florida St.	78 93	90	A	Virginia	52 62								

Non-Div I Games:

Miami (FL)

■ Loss,
 ■ Non-Conf, S Site,
 ■ Home
 ■ Away
 N Neutral

Average RPI Win:	235	WON-LOST	WINNING	LAST 12	STRENGTH OF	OPP. STRENGTH	TEAM	ADJ.	CONF.	ADJ CONF.
Average RPI Loss:	121	RECORD	PCT. RANK	GAMES	SCHEDULE	OF SCHEDULE	RPI	RPI	RPI	RPI
DIV. I ONLY	17- 11	108	7- 5	214	190	156	156	18	18	
DIV. I NON-CONF.	8- 5	114	0- 0	180	138	118	118	18	18	
TOTALS	RPI 1-25	RPI 26-50	W-L RECORDS	RPI 51-100	RPI 101-150	RPI 150+				
17- 11	0- 1	1- 2	OVERALL	2- 2	0- 2	14- 4				
9- 5	0- 0	0- 1	HOME	1- 2	0- 1	8- 1				
7- 5	0- 1	1- 0	AWAY	1- 0	0- 1	5- 3				
1- 1	0- 0	0- 1	NEUTRAL	0- 0	0- 0	1- 0				
8- 5	0- 1	1- 1	NON-CONFERENCE	0- 1	0- 0	7- 2				
5- 1	0- 0	0- 0	HOME	0- 1	0- 0	5- 0				
2- 3	0- 1	1- 0	AWAY	0- 0	0- 0	1- 2				
1- 1	0- 0	0- 1	NEUTRAL	0- 0	0- 0	1- 0				
9- 6	0- 0	0- 1	CONFERENCE	2- 1	0- 2	7- 2				
4- 4	0- 0	0- 1	HOME	1- 1	0- 1	3- 1				
5- 2	0- 0	0- 0	AWAY	1- 0	0- 1	4- 1				
0- 0	0- 0	0- 0	NEUTRAL	0- 0	0- 0	0- 0				

RPI 1-25				RPI 26-50				RPI 51-100				RPI 101+				Team's RPI: 156	
RPI	S	Opponent	Score	RPI	S	Opponent	Score	RPI	S	Opponent	Score	RPI	S	Opponent	Score		
9	A	Kentucky	53 92	26	N	Creighton	57 66	60	H	Youngstown St.	56 76	117	A	Akron	65 71		
				35	A	Duquesne	54 49	76	H	Central Mich.	60 72	117	H	Akron	77 84		
				45	H	Toledo	49 80	99	A	Bowling Green	57 54	165	H	Northern Ky.	63 52		
								99	H	Bowling Green	76 61	173	H	Col. of Charleston	55 42		
												187	A	Ball St.	59 62		
												191	A	Eastern Ky.	63 73		
												199	H	Wright St.	72 54		
												230	H	Eastern Mich.	70 48		
												235	A	Cleveland St.	75 87		
												260	A	Western Mich.	73 47		
												266	A	Buffalo	69 56		
												266	H	Buffalo	70 78		
												274	A	Northern Ill.	65 51		
												278	H	Robert Morris	70 56		
												287	N	Nevada	62 49		
												297	H	Massachusetts	50 40		
												322	H	Ohio	78 56		
												339	A	Kent St.	76 48		
												339	H	Kent St.	73 39		
												340	A	Chicago St.	71 37		
LAST 12 Division I GAMES:																	
				117	A	Akron	65 71	45	H	Toledo	49 80						
				339	H	Kent St.	73 39	274	A	Northern Ill.	65 51						
				99	H	Bowling Green	76 61	266	H	Buffalo	70 78						
				266	A	Buffalo	69 56	339	A	Kent St.	76 48						
				76	H	Central Mich.	60 72	99	A	Bowling Green	57 54						
				117	H	Akron	77 84	230	H	Eastern Mich.	70 48						

Non-Div I Games:

Miami (OH)

■ Loss,
■ Non-Conf, S Site,
■ Home
■ Away
N Neutral

Average RPI Win:	132	WON-LOST	WINNING	LAST 12	STRENGTH OF	OPP. STRENGTH	TEAM	ADJ.	CONF.	ADJ CONF.
Average RPI Loss:	36	RECORD	PCT. RANK	GAMES	SCHEDULE	OF SCHEDULE	RPI	RPI	RPI	RPI
DIV. I ONLY	20- 9	66	5- 7	28	42	31	31	2	2	
DIV. I NON-CONF.	11- 2	23	0- 0	81	118	28	28	2	2	
TOTALS	RPI 1-25	RPI 26-50	W-L RECORDS	RPI 51-100	RPI 101-150	RPI 150+				
20- 9	1- 4	2- 2	OVERALL	7- 2	2- 1	8- 0				
13- 4	0- 3	1- 1	HOME	5- 0	2- 0	5- 0				
7- 5	1- 1	1- 1	AWAY	2- 2	0- 1	3- 0				
0- 0	0- 0	0- 0	NEUTRAL	0- 0	0- 0	0- 0				
11- 2	0- 1	0- 0	NON-CONFERENCE	4- 0	1- 1	6- 0				
8- 1	0- 1	0- 0	HOME	3- 0	1- 0	4- 0				
3- 1	0- 0	0- 0	AWAY	1- 0	0- 1	2- 0				
0- 0	0- 0	0- 0	NEUTRAL	0- 0	0- 0	0- 0				
9- 7	1- 3	2- 2	CONFERENCE	3- 2	1- 0	2- 0				
5- 3	0- 2	1- 1	HOME	2- 0	1- 0	1- 0				
4- 4	1- 1	1- 1	AWAY	1- 2	0- 0	1- 0				
0- 0	0- 0	0- 0	NEUTRAL	0- 0	0- 0	0- 0				

RPI 1-25				RPI 26-50				Team's RPI: 31	RPI 51-100				RPI 101+			
RPI	S	Opponent	Score	RPI	S	Opponent	Score		RPI	S	Opponent	Score	RPI	S	Opponent	Score
5	A	Penn St.	57 68	27	A	Michigan St.	46 61		56	H	Boston U.	67 58	103	A	Utah	40 59
5	H	Penn St.	49 59	27	H	Michigan St.	70 69		61	A	Ohio St.	55 66	123	H	Detroit	70 62
6	H	Duke	54 71	37	A	Iowa	68 64		63	H	Illinois	72 69	129	H	Wisconsin	54 43
15	H	Nebraska	39 57	37	H	Iowa	57 63		68	A	Minnesota	67 82	183	A	Indiana	61 43
18	A	Purdue	67 56						70	A	Illinois St.	56 45	183	H	Indiana	65 48
									80	H	Florida	59 53	202	A	Xavier	62 53
									85	H	Harvard	72 61	203	H	Seton Hall	72 29
									100	A	Northwestern	67 53	230	A	Eastern Mich.	55 43
									100	H	Northwestern	55 50	249	H	Valparaiso	73 32
													251	H	Niagara	82 44
													260	H	Western Mich.	60 41
LAST 12 Division I GAMES:																
61	A	Ohio St.	55 66	63	H	Illinois	72 69									
100	H	Northwestern	55 50	27	A	Michigan St.	46 61									
5	A	Penn St.	57 68	68	A	Minnesota	67 82									
15	H	Nebraska	39 57	37	H	Iowa	57 63									
27	H	Michigan St.	70 69	183	A	Indiana	61 43									
18	A	Purdue	67 56	5	H	Penn St.	49 59									

Non-Div I Games:

Michigan

■ Loss,
 ■ Non-Conf,
 ■ S Site,
 ■ H Home
 ■ A Away
 N Neutral

Average RPI Win:	145	WON-LOST	WINNING	LAST 12	STRENGTH OF	OPP. STRENGTH	TEAM	ADJ.	CONF.	ADJ CONF.
Average RPI Loss:	21	RECORD	PCT. RANK	GAMES	SCHEDULE	OF SCHEDULE	RPI	RPI	RPI	RPI
DIV. I ONLY	22- 7	40	7- 5	67	17	27	27	2	2	
DIV. I NON-CONF.	12- 1	4	0- 0	235	59	39	39	2	2	
TOTALS	RPI 1-25	RPI 26-50	W-L RECORDS	RPI 51-100	RPI 101-150	RPI 150+				
22- 7	1- 5	3- 1	OVERALL	5- 1	3- 0	10- 0				
13- 2	0- 2	2- 0	HOME	3- 0	2- 0	6- 0				
7- 5	1- 3	0- 1	AWAY	2- 1	1- 0	3- 0				
2- 0	0- 0	1- 0	NEUTRAL	0- 0	0- 0	1- 0				
12- 1	0- 1	1- 0	NON-CONFERENCE	1- 0	2- 0	8- 0				
7- 0	0- 0	0- 0	HOME	1- 0	1- 0	5- 0				
3- 1	0- 1	0- 0	AWAY	0- 0	1- 0	2- 0				
2- 0	0- 0	1- 0	NEUTRAL	0- 0	0- 0	1- 0				
10- 6	1- 4	2- 1	CONFERENCE	4- 1	1- 0	2- 0				
6- 2	0- 2	2- 0	HOME	2- 0	1- 0	1- 0				
4- 4	1- 2	0- 1	AWAY	2- 1	0- 0	1- 0				
0- 0	0- 0	0- 0	NEUTRAL	0- 0	0- 0	0- 0				

RPI 1-25				RPI 26-50				Team's RPI: 27	RPI 51-100				RPI 101+			
RPI	S	Opponent	Score	RPI	S	Opponent	Score		RPI	S	Opponent	Score	RPI	S	Opponent	Score
5	A	Penn St.	56 71	31	A	Michigan	69 70		61	A	Ohio St.	60 67	109	A	North Carolina St.	68 51
5	H	Penn St.	55 76	31	H	Michigan	61 46		63	A	Illinois	79 75	129	H	Wisconsin	54 48
11	A	Dayton	53 60	33	N	Texas Tech	50 48		66	H	Albany (NY)	67 35	133	H	Virginia Tech	57 29
15	A	Nebraska	54 59	37	H	Iowa	65 54		68	H	Minnesota	66 51	153	H	Temple	57 47
18	A	Purdue	68 61						100	A	Northwestern	67 62	180	N	Oregon St.	49 35
18	H	Purdue	62 67						100	H	Northwestern	54 45	183	A	Indiana	56 46
													183	H	Indiana	72 42
													230	A	Eastern Mich.	60 49
													237	H	Milwaukee	81 50
													255	H	IPFW	64 36
													278	H	Robert Morris	68 35
													296	A	Oakland	75 43
													308	H	Texas-Arlington	83 39
LAST 12 Division I GAMES:																
129	H	Wisconsin	54 48	5	A	Penn St.	56 71		31	H	Michigan	61 46				
18	A	Purdue	68 61	100	A	Northwestern	67 62		18	H	Purdue	62 67				
61	A	Ohio St.	60 67	15	A	Nebraska	54 59		183	A	Indiana	56 46				
100	H	Northwestern	54 45													
31	A	Michigan	69 70													
183	H	Indiana	72 42													

Non-Div I Games:

Michigan St.

Average RPI Win:	197	WON-LOST	WINNING	LAST 12	STRENGTH OF	OPP. STRENGTH	TEAM	ADJ.	CONF.	ADJ CONF.
Average RPI Loss:	86	RECORD	PCT. RANK	GAMES	SCHEDULE	OF SCHEDULE	RPI	RPI	RPI	RPI
DIV. I ONLY	22- 7	40	10- 2	109	138	51	51	12	12	
DIV. I NON-CONF.	5- 4	142	0- 0	55	65	69	69	14	14	
TOTALS	RPI 1-25	RPI 26-50	W-L RECORDS	RPI 51-100	RPI 101-150	RPI 150+				
22- 7	0- 2	0- 1	OVERALL	1- 2	4- 1	17- 1				
12- 2	0- 0	0- 0	HOME	1- 0	2- 1	9- 1				
10- 5	0- 2	0- 1	AWAY	0- 2	2- 0	8- 0				
0- 0	0- 0	0- 0	NEUTRAL	0- 0	0- 0	0- 0				
5- 4	0- 2	0- 1	NON-CONFERENCE	0- 1	1- 0	4- 0				
4- 0	0- 0	0- 0	HOME	0- 0	1- 0	3- 0				
1- 4	0- 2	0- 1	AWAY	0- 1	0- 0	1- 0				
0- 0	0- 0	0- 0	NEUTRAL	0- 0	0- 0	0- 0				
17- 3	0- 0	0- 0	CONFERENCE	1- 1	3- 1	13- 1				
8- 2	0- 0	0- 0	HOME	1- 0	1- 1	6- 1				
9- 1	0- 0	0- 0	AWAY	0- 1	2- 0	7- 0				
0- 0	0- 0	0- 0	NEUTRAL	0- 0	0- 0	0- 0				

RPI 1-25				RPI 26-50				RPI 51-100 Team's RPI: 51				RPI 101+			
RPI	S	Opponent	Score	RPI	S	Opponent	Score	RPI	S	Opponent	Score	RPI	S	Opponent	Score
7	A	Tennessee	81 88	37	A	Iowa	63 69	62	A	South Dakota St.	56 63	102	A	Western Ky.	71 54
9	A	Kentucky	46 68					74	A	UALR	43 51	102	H	Western Ky.	79 57
								74	H	UALR	65 56	110	H	Memphis	82 68
												112	A	FIU	61 51
												112	H	FIU	51 58
												155	A	South Ala.	60 39
												155	H	South Ala.	69 48
												159	A	Arkansas St.	72 70
												159	H	Arkansas St.	93 49
												172	A	Tennessee Tech	65 59
												202	H	Xavier	63 48
												211	A	Fla. Atlantic	70 67
												211	H	Fla. Atlantic	73 59
												213	A	North Texas	60 47
												213	H	North Texas	66 64
												226	A	La.-Monroe	66 48
												226	H	La.-Monroe	74 53
												292	A	La.-Lafayette	72 45
												292	H	La.-Lafayette	72 36
												302	A	Troy	85 63
												302	H	Troy	70 74
												306	H	Austin Peay	70 56
												333	H	Kennesaw St.	87 45
LAST 12 Division I GAMES:															
102	A	Western Ky.	71 54	159	H	Arkansas St.	93 49								
302	A	Troy	85 63	211	A	Fla. Atlantic	70 67								
226	H	La.-Monroe	74 53	112	A	FIU	61 51								
155	H	South Ala.	69 48	102	H	Western Ky.	79 57								
74	A	UALR	43 51	213	A	North Texas	60 47								
302	H	Troy	70 74	292	H	La.-Lafayette	72 36								

Non-Div I Games:

Middle Tenn.

Average RPI Win: 234	WON-LOST	WINNING	LAST 12	STRENGTH OF	OPP. STRENGTH	TEAM	ADJ.	CONF.	ADJ CONF.
Average RPI Loss: 134	RECORD	PCT. RANK	GAMES	SCHEDULE	OF SCHEDULE	RPI	RPI	RPI	RPI
DIV. I ONLY	8- 18	287	4- 8	154	143	237	237	13	13
DIV. I NON-CONF.	4- 8	244	0- 0	147	107	205	205	12	12
TOTALS	RPI 1-25	RPI 26-50	W-L RECORDS	RPI 51-100	RPI 101-150	RPI 150+			
8- 18	0- 2	0- 2	OVERALL	0- 4	0- 3	8- 7			
3- 6	0- 0	0- 0	HOME	0- 1	0- 1	3- 4			
4- 11	0- 2	0- 2	AWAY	0- 2	0- 2	4- 3			
1- 1	0- 0	0- 0	NEUTRAL	0- 1	0- 0	1- 0			
4- 8	0- 1	0- 2	NON-CONFERENCE	0- 2	0- 1	4- 2			
2- 1	0- 0	0- 0	HOME	0- 0	0- 0	2- 1			
1- 6	0- 1	0- 2	AWAY	0- 1	0- 1	1- 1			
1- 1	0- 0	0- 0	NEUTRAL	0- 1	0- 0	1- 0			
4- 10	0- 1	0- 0	CONFERENCE	0- 2	0- 2	4- 5			
1- 5	0- 0	0- 0	HOME	0- 1	0- 1	1- 3			
3- 5	0- 1	0- 0	AWAY	0- 1	0- 1	3- 2			
0- 0	0- 0	0- 0	NEUTRAL	0- 0	0- 0	0- 0			

RPI 1-25				RPI 26-50				RPI 51-100				RPI 101+ Team's RPI: 237			
RPI	S	Opponent	Score	RPI	S	Opponent	Score	RPI	S	Opponent	Score	RPI	S	Opponent	Score
21	A	Green Bay	49 64	27	A	Michigan St.	50 81	60	A	Youngstown St.	50 67	123	A	Detroit	40 66
23	A	DePaul	83 94	45	A	Toledo	59 83	60	H	Youngstown St.	56 58	123	H	Detroit	59 61
								70	A	Illinois St.	54 75	129	A	Wisconsin	56 74
								89	N	Georgia Tech	57 66	166	H	Bradley	116 112
												191	N	Eastern Ky.	68 64
												199	A	Wright St.	74 61
												199	H	Wright St.	61 71
												208	A	Loyola Chicago	76 92
												208	H	Loyola Chicago	74 84
												235	A	Cleveland St.	63 60
												235	H	Cleveland St.	73 72
												249	A	Valparaiso	75 71
												249	H	Valparaiso	72 84
												251	H	Drake	70 80
												260	H	Western Mich.	88 79
												262	A	North Dakota St.	48 60
												273	A	Ill.-Chicago	67 84
												340	A	Chicago St.	82 58
LAST 12 Division I GAMES:															
123	A	Detroit	40 66	21	A	Green Bay	49 64	273	A	Ill.-Chicago	67 84	123	H	Detroit	59 61
208	A	Loyola Chicago	76 92	208	H	Loyola Chicago	74 84	249	H	Valparaiso	72 84	208	H	Loyola Chicago	74 84
199	A	Wright St.	74 61	249	A	Valparaiso	75 71	235	H	Cleveland St.	73 72	249	H	Valparaiso	72 84
249	A	Valparaiso	75 71	60	H	Youngstown St.	56 58	235	A	Cleveland St.	63 60				

Non-Div I Games:

Milwaukee

■ Loss,
 ■ Non-Conf, S Site,
 ■ Home
 ■ Away
 N Neutral

Average RPI Win:	136	WON-LOST	WINNING	LAST 12	STRENGTH OF	OPP. STRENGTH	TEAM	ADJ.	CONF.	ADJ CONF.
Average RPI Loss:	47	RECORD	PCT. RANK	GAMES	SCHEDULE	OF SCHEDULE	RPI	RPI	RPI	RPI
DIV. I ONLY	18- 12	113	5- 7	45	14	68	68	2	2	
DIV. I NON-CONF.	11- 3	41	0- 0	195	38	85	85	2	2	
TOTALS	RPI 1-25	RPI 26-50	W-L RECORDS	RPI 51-100	RPI 101-150	RPI 150+				
18- 12	2- 5	3- 1	OVERALL	4- 6	2- 0	7- 0				
13- 5	2- 2	3- 0	HOME	1- 3	1- 0	6- 0				
3- 6	0- 3	0- 1	AWAY	1- 2	1- 0	1- 0				
2- 1	0- 0	0- 0	NEUTRAL	2- 1	0- 0	0- 0				
11- 3	1- 0	1- 0	NON-CONFERENCE	2- 3	1- 0	6- 0				
9- 1	1- 0	1- 0	HOME	0- 1	1- 0	6- 0				
0- 1	0- 0	0- 0	AWAY	0- 1	0- 0	0- 0				
2- 1	0- 0	0- 0	NEUTRAL	2- 1	0- 0	0- 0				
7- 9	1- 5	2- 1	CONFERENCE	2- 3	1- 0	1- 0				
4- 4	1- 2	2- 0	HOME	1- 2	0- 0	0- 0				
3- 5	0- 3	0- 1	AWAY	1- 1	1- 0	1- 0				
0- 0	0- 0	0- 0	NEUTRAL	0- 0	0- 0	0- 0				

RPI	S	Opponent	Score	RPI	S	Opponent	Score	RPI	S	Opponent	Score	RPI	S	Opponent	Score
5	A	Penn St.	59 64	26	H	Creighton	88 81	52	A	Kansas	53 65	129	A	Wisconsin	60 55
5	H	Penn St.	89 81	27	A	Michigan St.	51 66	61	A	Ohio St.	57 56	150	H	UNI	86 43
15	A	Nebraska	56 80	31	H	Michigan	82 67	61	H	Ohio St.	83 74	162	H	Washington St.	87 83
15	H	Nebraska	63 84	37	H	Iowa	72 60	63	A	Illinois	66 76	183	A	Indiana	59 53
18	A	Purdue	67 75					63	H	Illinois	86 91	198	H	Denver	74 51
18	H	Purdue	63 75					82	N	James Madison	80 62	278	H	Robert Morris	82 60
24	H	Villanova	75 60					90	H	Virginia	68 90	284	H	UMKC	87 49
								92	N	Missouri	59 54	322	H	Ohio	85 40
								98	N	Richmond	46 58	326	H	Maine	77 60
								100	H	Northwestern	63 70				
LAST 12 Division I GAMES:															
183	A	Indiana	59 53	37	H	Iowa	72 60	15	A	Nebraska	56 80				
5	H	Penn St.	89 81	31	H	Michigan	82 67	63	H	Illinois	86 91				
18	H	Purdue	63 75	61	A	Ohio St.	57 56	5	A	Penn St.	59 64				
61	A	Ohio St.	57 56	100	H	Northwestern	63 70	15	H	Nebraska	63 84				
63	A	Illinois	66 76												

Non-Div I Games:

Minnesota

■ Loss,
■ Non-Conf, S Site,
■ Home
■ Away
N Neutral

Mississippi St.

Through Games Of Sunday, March 3, 2013

Average RPI Win:	208	WON-LOST	WINNING	LAST 12	STRENGTH OF	OPP. STRENGTH	TEAM	ADJ.	CONF.	ADJ CONF.
Average RPI Loss:	79	RECORD	PCT. RANK	GAMES	SCHEDULE	OF SCHEDULE	RPI	RPI	RPI	RPI
DIV. I ONLY	13- 16	194	5- 7	99	69	185	185	3	3	
DIV. I NON-CONF.	8- 5	114	0- 0	310	257	252	252	6	6	
TOTALS	RPI 1-25	RPI 26-50	W-L RECORDS	RPI 51-100	RPI 101-150	RPI 150+				
13- 16	1- 5	0- 3	OVERALL	2- 3	0- 2	10- 3				
12- 5	1- 2	0- 1	HOME	1- 2	0- 0	10- 0				
1- 8	0- 3	0- 2	AWAY	1- 1	0- 0	0- 2				
0- 3	0- 0	0- 0	NEUTRAL	0- 0	0- 2	0- 1				
8- 5	0- 0	0- 0	NON-CONFERENCE	0- 1	0- 2	8- 2				
8- 1	0- 0	0- 0	HOME	0- 1	0- 0	8- 0				
0- 1	0- 0	0- 0	AWAY	0- 0	0- 0	0- 1				
0- 3	0- 0	0- 0	NEUTRAL	0- 0	0- 2	0- 1				
5- 11	1- 5	0- 3	CONFERENCE	2- 2	0- 0	2- 1				
4- 4	1- 2	0- 1	HOME	1- 1	0- 0	2- 0				
1- 7	0- 3	0- 2	AWAY	1- 1	0- 0	0- 1				
0- 0	0- 0	0- 0	NEUTRAL	0- 0	0- 0	0- 0				

RPI 1-25				RPI 26-50				RPI 51-100				RPI 101+ Team's RPI: 185			
RPI	S	Opponent	Score	RPI	S	Opponent	Score	RPI	S	Opponent	Score	RPI	S	Opponent	Score
7	A	Tennessee	45 88	30	A	Vanderbilt	41 92	74	H	Arkansas	47 44	128	N	Winthrop	59 61
9	A	Kentucky	47 100	34	A	LSU	42 62	80	H	Florida	55 61	136	N	UCF	56 64
12	A	South Carolina	43 58	34	H	LSU	41 63	87	H	Hampton	48 56	160	N	UC Santa Barbara	43 60
12	H	South Carolina	46 60					91	A	Auburn	65 74	171	H	Houston	72 66
16	H	Texas A&M	33 81					92	A	Missouri	61 56	178	H	Alabama	75 51
19	H	Georgia	50 38									189	H	Louisiana Tech	57 55
												193	A	Southern Miss.	59 61
												211	H	Fla. Atlantic	59 58
												238	A	Ole Miss	51 65
												238	H	Ole Miss	72 57
												279	H	Northwestern St.	65 49
												282	H	Florida A&M	67 57
												302	H	Troy	82 60
												327	H	Savannah St.	70 55
												343	H	Jacksonville St.	69 54
LAST 12 Division I GAMES:															
91	A	Auburn	65 74	92	A	Missouri	61 56								
19	H	Georgia	50 38	74	H	Arkansas	47 44								
12	A	South Carolina	43 58	7	A	Tennessee	45 88								
178	H	Alabama	75 51	238	H	Ole Miss	72 57								
34	H	LSU	41 63	16	H	Texas A&M	33 81								
238	A	Ole Miss	51 65	9	A	Kentucky	47 100								

Non-Div I Games:

Mississippi St.

■ Loss,
 ■ Non-Conf, S Site,
 ■ Home
 ■ Away
 N Neutral

Average RPI Win:	303	WON-LOST	WINNING	LAST 12	STRENGTH OF	OPP. STRENGTH	TEAM	ADJ.	CONF.	ADJ CONF.
Average RPI Loss:	184	RECORD	PCT. RANK	GAMES	SCHEDULE	OF SCHEDULE	RPI	RPI	RPI	RPI
DIV. I ONLY	12- 14	188	8- 4	299	338	241	241	32	32	
DIV. I NON-CONF.	0- 8	337	0- 0	26	131	268	268	31	31	
TOTALS	RPI 1-25	RPI 26-50	W-L RECORDS	RPI 51-100	RPI 101-150	RPI 150+				
12- 14	0- 1	0- 0	OVERALL	0- 3	0- 1	12- 9				
6- 3	0- 0	0- 0	HOME	0- 0	0- 0	6- 3				
6- 8	0- 0	0- 0	AWAY	0- 2	0- 1	6- 5				
0- 3	0- 1	0- 0	NEUTRAL	0- 1	0- 0	0- 1				
0- 8	0- 1	0- 0	NON-CONFERENCE	0- 3	0- 1	0- 3				
0- 0	0- 0	0- 0	HOME	0- 0	0- 0	0- 0				
0- 5	0- 0	0- 0	AWAY	0- 2	0- 1	0- 2				
0- 3	0- 1	0- 0	NEUTRAL	0- 1	0- 0	0- 1				
12- 6	0- 0	0- 0	CONFERENCE	0- 0	0- 0	12- 6				
6- 3	0- 0	0- 0	HOME	0- 0	0- 0	6- 3				
6- 3	0- 0	0- 0	AWAY	0- 0	0- 0	6- 3				
0- 0	0- 0	0- 0	NEUTRAL	0- 0	0- 0	0- 0				

RPI 1-25				RPI 26-50				RPI 51-100				RPI 101+ Team's RPI: 241			
RPI	S	Opponent	Score	RPI	S	Opponent	Score	RPI	S	Opponent	Score	RPI	S	Opponent	Score
11	N	Dayton	59 93					53	N	Charlotte	48 63	124	A	UAB	47 70
								74	A	Arkansas	42 99	167	N	Nicholls St.	57 60
								78	A	Kansas St.	57 64	177	A	Texas Southern	71 84
												177	H	Texas Southern	47 58
												228	A	Prairie View	58 53
												228	H	Prairie View	65 57
												238	A	Ole Miss	60 62
												256	A	Georgia St.	60 76
												276	A	Southern U.	62 73
												276	H	Southern U.	61 57
												307	A	Jackson St.	68 73
												307	H	Jackson St.	78 64
												310	A	Alabama A&M	51 45
												310	H	Alabama A&M	58 67
												312	A	Grambling	50 48
												312	H	Grambling	84 64
												324	A	Ark.-Pine Bluff	71 64
												324	H	Ark.-Pine Bluff	51 63
												329	A	Alabama St.	53 48
												329	H	Alabama St.	67 63
												338	A	Alcorn	65 61
												338	H	Alcorn	65 57
LAST 12 Division I GAMES:															
324	H	Ark.-Pine Bluff	51 63	338	H	Alcorn	65 57								
312	H	Grambling	84 64	329	A	Alabama St.	53 48								
307	H	Jackson St.	78 64	310	A	Alabama A&M	51 45								
177	A	Texas Southern	71 84	312	A	Grambling	50 48								
228	A	Prairie View	58 53	307	A	Jackson St.	68 73								
276	H	Southern U.	61 57	177	H	Texas Southern	47 58								

Non-Div I Games: Talladega 73 63 Tuskegee 66 45 Philander Smith 72 57

Mississippi Val.

Average RPI Win: 187		WON-LOST	WINNING	LAST 12	STRENGTH OF	OPP. STRENGTH	TEAM	ADJ.	CONF.	ADJ CONF.
Average RPI Loss: 57		RECORD	PCT. RANK	GAMES	SCHEDULE	OF SCHEDULE	RPI	RPI	RPI	RPI
DIV. I ONLY		17- 13	130	5- 7	55	73	92	92	3	3
DIV. I NON-CONF.		11- 3	41	0- 0	210	261	100	100	6	6
TOTALS	RPI 1-25		RPI 26-50		W-L RECORDS		RPI 51-100		RPI 101-150	RPI 150+
17- 13	2- 5		0- 2		OVERALL		3- 4		1- 1	11- 1
14- 4	2- 1		0- 1		HOME		2- 1		1- 0	9- 1
2- 7	0- 3		0- 1		AWAY		0- 2		0- 1	2- 0
1- 2	0- 1		0- 0		NEUTRAL		1- 1		0- 0	0- 0
11- 3	0- 1		0- 0		NON-CONFERENCE		1- 1		1- 1	9- 0
10- 0	0- 0		0- 0		HOME		0- 0		1- 0	9- 0
0- 1	0- 0		0- 0		AWAY		0- 0		0- 1	0- 0
1- 2	0- 1		0- 0		NEUTRAL		1- 1		0- 0	0- 0
6- 10	2- 4		0- 2		CONFERENCE		2- 3		0- 0	2- 1
4- 4	2- 1		0- 1		HOME		2- 1		0- 0	0- 1
2- 6	0- 3		0- 1		AWAY		0- 2		0- 0	2- 0
0- 0	0- 0		0- 0		NEUTRAL		0- 0		0- 0	0- 0

RPI 1-25				RPI 26-50				RPI 51-100				Team's RPI: 92				RPI 101+			
RPI	S	Opponent	Score	RPI	S	Opponent	Score	RPI	S	Opponent	Score	RPI	S	Opponent	Score	RPI	S	Opponent	Score
7	A	Tennessee	39 84	30	A	Vanderbilt	46 62	65	N	Wichita St.	49 44	110	A	Memphis	69 72				
7	H	Tennessee	80 63	34	H	LSU	74 78	68	N	Minnesota	54 59	139	H	UT Martin	82 71				
9	H	Kentucky	43 69					74	A	Arkansas	40 61	154	H	Missouri St.	91 77				
12	H	South Carolina	65 58					74	H	Arkansas	50 58	178	A	Alabama	88 64				
16	A	Texas A&M	58 77					80	H	Florida	69 64	185	H	Mississippi St.	56 61				
19	A	Georgia	46 77					91	A	Auburn	59 67	210	H	Saint Louis	67 51				
21	N	Green Bay	33 55					91	H	Auburn	82 76	233	H	Murray St.	69 55				

Non-Div I Games:

Missouri

Loss, Non-Conf, S Site, H Home A Away N Neutral

Average RPI Win:	190	WON-LOST	WINNING	LAST 12	STRENGTH OF	OPP. STRENGTH	TEAM	ADJ.	CONF.	ADJ CONF.
Average RPI Loss:	105	RECORD	PCT. RANK	GAMES	SCHEDULE	OF SCHEDULE	RPI	RPI	RPI	RPI
DIV. I ONLY	14- 15	169	5- 7	107	101	154	154	10	10	
DIV. I NON-CONF.	8- 4	84	0- 0	52	87	52	52	9	9	
TOTALS	RPI 1-25	RPI 26-50	W-L RECORDS	RPI 51-100	RPI 101-150	RPI 150+				
14- 15	0- 0	0- 5	OVERALL	2- 3	2- 4	10- 3				
9- 4	0- 0	0- 2	HOME	1- 0	1- 2	7- 0				
3- 10	0- 0	0- 2	AWAY	1- 3	0- 2	2- 3				
2- 1	0- 0	0- 1	NEUTRAL	0- 0	1- 0	1- 0				
8- 4	0- 0	0- 3	NON-CONFERENCE	1- 1	2- 0	5- 0				
4- 1	0- 0	0- 1	HOME	0- 0	1- 0	3- 0				
2- 2	0- 0	0- 1	AWAY	1- 1	0- 0	1- 0				
2- 1	0- 0	0- 1	NEUTRAL	0- 0	1- 0	1- 0				
6- 11	0- 0	0- 2	CONFERENCE	1- 2	0- 4	5- 3				
5- 3	0- 0	0- 1	HOME	1- 0	0- 2	4- 0				
1- 8	0- 0	0- 1	AWAY	0- 2	0- 2	1- 3				
0- 0	0- 0	0- 0	NEUTRAL	0- 0	0- 0	0- 0				

RPI S	Opponent	Score	RPI S	Opponent	Score	RPI S	Opponent	Score	RPI S	Opponent	Score	Team's RPI: 154
26	A Creighton	51 67	26	H Creighton	53 73	65	A Wichita St.	64 76	113	H Oral Roberts	73 72	
37	A Iowa	43 97	37	H Creighton	53 73	70	A Illinois St.	60 81	124	A Indiana St.	63 71	
39	N Gonzaga	66 80	39	H Creighton	53 73	70	H Illinois St.	91 76	124	H Indiana St.	67 71	
40	H Oklahoma St.	71 74	40	N Gonzaga	66 80	74	A UALR	78 68	136	N UCF	83 75	
			40	H Oklahoma St.	71 74	92	A Missouri	77 91	150	A UNI	52 75	
									150	H UNI	78 82	
									159	H Arkansas St.	83 60	
									160	N UC Santa Barbara	68 61	
									165	H Northern Ky.	70 67	
									166	A Bradley	79 80	
									166	H Bradley	91 86	
									217	A Evansville	53 77	
									217	H Evansville	66 63	
									242	H Coppin St.	88 75	
									251	A Drake	64 75	
									251	H Drake	80 77	
									272	A Southeast Mo. St.	69 55	
									315	A Southern Ill.	79 72	
									315	H Southern Ill.	81 74	
LAST 12 Division I GAMES:												
70	A Illinois St.	60 81	150	H UNI	78 82							
124	A Indiana St.	63 71	166	H Bradley	91 86							
217	H Evansville	66 63	70	H Illinois St.	91 76							
315	H Southern Ill.	81 74	124	H Indiana St.	67 71							
251	A Drake	64 75	315	A Southern Ill.	79 72							
26	A Creighton	51 67	217	A Evansville	53 77							

Non-Div I Games:

Missouri St.

■ Loss,
 ■ Non-Conf,
 ■ S Site,
 ■ Home
 ■ A Away
 N Neutral

Average RPI Win:	276	WON-LOST	WINNING	LAST 12	STRENGTH OF	OPP. STRENGTH	TEAM	ADJ.	CONF.	ADJ CONF.
Average RPI Loss:	117	RECORD	PCT. RANK	GAMES	SCHEDULE	OF SCHEDULE	RPI	RPI	RPI	RPI
DIV. I ONLY	14- 14	158	8- 4	227	197	194	194	24	24	
DIV. I NON-CONF.	3- 8	276	0- 0	74	67	203	203	22	22	
TOTALS	RPI 1-25	RPI 26-50	W-L RECORDS	RPI 51-100	RPI 101-150	RPI 150+				
14- 14	0- 2	0- 2	OVERALL	0- 3	0- 3	14- 4				
8- 4	0- 1	0- 0	HOME	0- 1	0- 1	8- 1				
6- 8	0- 1	0- 2	AWAY	0- 1	0- 1	6- 3				
0- 2	0- 0	0- 0	NEUTRAL	0- 1	0- 1	0- 0				
3- 8	0- 2	0- 1	NON-CONFERENCE	0- 2	0- 1	3- 2				
2- 2	0- 1	0- 0	HOME	0- 1	0- 0	2- 0				
1- 4	0- 1	0- 1	AWAY	0- 0	0- 0	1- 2				
0- 2	0- 0	0- 0	NEUTRAL	0- 1	0- 1	0- 0				
11- 6	0- 0	0- 1	CONFERENCE	0- 1	0- 2	11- 2				
6- 2	0- 0	0- 0	HOME	0- 0	0- 1	6- 1				
5- 4	0- 0	0- 1	AWAY	0- 1	0- 1	5- 1				
0- 0	0- 0	0- 0	NEUTRAL	0- 0	0- 0	0- 0				

RPI 1-25				RPI 26-50				RPI 51-100				RPI 101+ Team's RPI: 194			
RPI	S	Opponent	Score	RPI	S	Opponent	Score	RPI	S	Opponent	Score	RPI	S	Opponent	Score
6	A	Duke	32 73	39	A	Gonzaga	51 77	58	H	Georgetown	48 61	134	N	High Point	74 81
17	H	Delaware	53 82	42	A	Quinnipiac	45 72	64	N	East Carolina	49 64	137	A	Saint Francis (PA)	56 69
								94	A	Sacred Heart	42 56	137	H	Saint Francis (PA)	49 63
												162	A	Washington St.	69 79
												200	A	Lehigh	55 50
												206	H	Central Conn. St.	69 63
												222	A	Mt. St. Mary's	51 70
												229	H	Lafayette	62 43
												247	H	Bryant	55 58
												259	A	Fairleigh Dickinson	76 71
												259	H	Fairleigh Dickinson	61 53
												268	A	St. Francis Brooklyn	68 64
												268	H	St. Francis Brooklyn	51 47
												278	A	Robert Morris	60 48
												278	H	Robert Morris	58 47
												285	A	UMBC	68 71
												320	H	Manhattan	58 43
												323	A	LIU Brooklyn	63 62
												323	H	LIU Brooklyn	69 60
												328	A	Wagner	81 64
												328	H	Wagner	85 57
LAST 12 Division I GAMES:															
				328	H	Wagner	85 57					259	A	Fairleigh Dickinson	76 71
				278	A	Robert Morris	60 48					206	H	Central Conn. St.	69 63
				137	A	Saint Francis (PA)	56 69					247	H	Bryant	55 58
				42	A	Quinnipiac	45 72					259	H	Fairleigh Dickinson	61 53
				323	H	LIU Brooklyn	69 60					94	A	Sacred Heart	42 56
				268	H	St. Francis Brooklyn	51 47					268	A	St. Francis Brooklyn	68 64

Non-Div I Games:

Monmouth

Average RPI Win:	201	WON-LOST	WINNING	LAST 12	STRENGTH OF	OPP. STRENGTH	TEAM	ADJ.	CONF.	ADJ CONF.
Average RPI Loss:	95	RECORD	PCT. RANK	GAMES	SCHEDULE	OF SCHEDULE	RPI	RPI	RPI	RPI
DIV. I ONLY	20- 6	38	10- 2	177	165	71	71	16	16	
DIV. I NON-CONF.	5- 3	112	0- 0	112	130	90	90	13	13	
TOTALS	RPI 1-25	RPI 26-50	W-L RECORDS	RPI 51-100	RPI 101-150	RPI 150+				
20- 6	0- 1	0- 0	OVERALL	2- 3	3- 1	15- 1				
12- 2	0- 0	0- 0	HOME	2- 1	1- 1	9- 0				
8- 3	0- 0	0- 0	AWAY	0- 2	2- 0	6- 1				
0- 1	0- 1	0- 0	NEUTRAL	0- 0	0- 0	0- 0				
5- 3	0- 1	0- 0	NON-CONFERENCE	0- 1	0- 0	5- 1				
3- 1	0- 0	0- 0	HOME	0- 1	0- 0	3- 0				
2- 1	0- 0	0- 0	AWAY	0- 0	0- 0	2- 1				
0- 1	0- 1	0- 0	NEUTRAL	0- 0	0- 0	0- 0				
15- 3	0- 0	0- 0	CONFERENCE	2- 2	3- 1	10- 0				
9- 1	0- 0	0- 0	HOME	2- 0	1- 1	6- 0				
6- 2	0- 0	0- 0	AWAY	0- 2	2- 0	4- 0				
0- 0	0- 0	0- 0	NEUTRAL	0- 0	0- 0	0- 0				

RPI 1-25				RPI 26-50				RPI 51-100				Team's RPI: 71	RPI 101+			
RPI	S	Opponent	Score	RPI	S	Opponent	Score	RPI	S	Opponent	Score		RPI	S	Opponent	Score
24	N	Villanova	49 74					67	H	Wyoming	56 58		120	A	Idaho St.	57 52
								93	A	Northern Colo.	41 54		120	H	Idaho St.	61 49
								93	H	Northern Colo.	56 42		138	A	Montana St.	58 55
								97	A	Eastern Wash.	56 58		138	H	Montana St.	49 58
								97	H	Eastern Wash.	76 51		153	A	Temple	41 55
													158	H	Sacramento St.	82 55
													163	A	Idaho	71 50
													163	H	Idaho	76 65
													198	H	Denver	58 56
													204	H	Tennessee St.	71 48
													214	A	Portland St.	70 55
													214	H	Portland St.	72 61
													232	A	Southern Utah	78 63
													232	H	Southern Utah	70 54
													236	A	North Dakota	61 42
													236	H	North Dakota	77 45
													267	A	UNLV	69 65
													283	H	Northern Ariz.	79 71
													330	A	Weber St.	61 53
													330	H	Weber St.	90 43
LAST 12 Division I GAMES:																
				138	A	Montana St.	58 55					97	H	Eastern Wash.	76 51	
				232	H	Southern Utah	70 54					214	H	Portland St.	72 61	
				120	H	Idaho St.	61 49					330	A	Weber St.	61 53	
				330	H	Weber St.	90 43					120	A	Idaho St.	57 52	
				236	A	North Dakota	61 42					232	A	Southern Utah	78 63	
				93	A	Northern Colo.	41 54					138	H	Montana St.	49 58	

Non-Div I Games: Mont. St.-Northern 75 45

Montana

Loss, Non-Conf, S Site, H Home A Away N Neutral

Average RPI Win:	203	WON-LOST	WINNING	LAST 12	STRENGTH OF	OPP. STRENGTH	TEAM	ADJ.	CONF.	ADJ CONF.
Average RPI Loss:	123	RECORD	PCT. RANK	GAMES	SCHEDULE	OF SCHEDULE	RPI	RPI	RPI	RPI
DIV. I ONLY	14- 10	123	5- 7	178	160	138	138	16	16	
DIV. I NON-CONF.	5- 2	70	0- 0	105	140	53	53	13	13	
TOTALS	RPI 1-25	RPI 26-50	W-L RECORDS	RPI 51-100	RPI 101-150	RPI 150+				
14- 10	0- 0	0- 0	OVERALL	3- 5	1- 2	10- 3				
5- 6	0- 0	0- 0	HOME	1- 3	0- 1	4- 2				
8- 4	0- 0	0- 0	AWAY	2- 2	1- 1	5- 1				
1- 0	0- 0	0- 0	NEUTRAL	0- 0	0- 0	1- 0				
5- 2	0- 0	0- 0	NON-CONFERENCE	0- 2	1- 0	4- 0				
1- 1	0- 0	0- 0	HOME	0- 1	0- 0	1- 0				
3- 1	0- 0	0- 0	AWAY	0- 1	1- 0	2- 0				
1- 0	0- 0	0- 0	NEUTRAL	0- 0	0- 0	1- 0				
9- 8	0- 0	0- 0	CONFERENCE	3- 3	0- 2	6- 3				
4- 5	0- 0	0- 0	HOME	1- 2	0- 1	3- 2				
5- 3	0- 0	0- 0	AWAY	2- 1	0- 1	3- 1				
0- 0	0- 0	0- 0	NEUTRAL	0- 0	0- 0	0- 0				

RPI 1-25				RPI 26-50				RPI 51-100				RPI 101+ Team's RPI: 138			
RPI	S	Opponent	Score	RPI	S	Opponent	Score	RPI	S	Opponent	Score	RPI	S	Opponent	Score
								55	A	SMU	70 71	120	A	Idaho St.	55 63
								67	H	Wyoming	60 68	120	H	Idaho St.	46 65
								71	A	Montana	58 49	143	A	Utah St.	71 65
								71	H	Montana	55 58	158	H	Sacramento St.	65 69
								93	A	Northern Colo.	51 62	186	N	Clemson	58 52
								93	H	Northern Colo.	65 58	198	A	Denver	73 55
								97	A	Eastern Wash.	73 60	204	H	Tennessee St.	65 55
								97	H	Eastern Wash.	59 68	214	A	Portland St.	81 74
												214	H	Portland St.	72 75
												231	A	Colorado St.	58 53
												232	A	Southern Utah	65 59
												236	A	North Dakota	55 62
												236	H	North Dakota	64 49
												283	H	Northern Ariz.	69 52
												330	A	Weber St.	67 37
												330	H	Weber St.	69 65
LAST 12 Division I GAMES:															
				71	H	Montana	55 58	97	H	Eastern Wash.	59 68				
				330	H	Weber St.	69 65	120	A	Idaho St.	55 63				
				120	H	Idaho St.	46 65	330	A	Weber St.	67 37				
				93	A	Northern Colo.	51 62	71	A	Montana	58 49				
				236	A	North Dakota	55 62	232	A	Southern Utah	65 59				
				214	H	Portland St.	72 75	236	H	North Dakota	64 49				

Non-Div I Games: Montana Western 81 49 Mont. St. Billings 54 57

Montana St.

Average RPI Win: 281	WON-LOST	WINNING	LAST 12	STRENGTH OF	OPP. STRENGTH	TEAM	ADJ.	CONF.	ADJ CONF.
Average RPI Loss: 184	RECORD	PCT. RANK	GAMES	SCHEDULE	OF SCHEDULE	RPI	RPI	RPI	RPI
DIV. I ONLY	8- 21	297	3- 9	296	278	305	305	28	28
DIV. I NON-CONF.	3- 10	296	0- 0	288	218	319	319	29	29
TOTALS	RPI 1-25	RPI 26-50	W-L RECORDS	RPI 51-100	RPI 101-150	RPI 150+			
8- 21	0- 1	0- 0	OVERALL	0- 1	1- 3	7- 16			
4- 9	0- 0	0- 0	HOME	0- 0	0- 2	4- 7			
4- 12	0- 1	0- 0	AWAY	0- 1	1- 1	3- 9			
0- 0	0- 0	0- 0	NEUTRAL	0- 0	0- 0	0- 0			
3- 10	0- 1	0- 0	NON-CONFERENCE	0- 1	1- 1	2- 7			
2- 3	0- 0	0- 0	HOME	0- 0	0- 1	2- 2			
1- 7	0- 1	0- 0	AWAY	0- 1	1- 0	0- 5			
0- 0	0- 0	0- 0	NEUTRAL	0- 0	0- 0	0- 0			
5- 11	0- 0	0- 0	CONFERENCE	0- 0	0- 2	5- 9			
2- 6	0- 0	0- 0	HOME	0- 0	0- 1	2- 5			
3- 5	0- 0	0- 0	AWAY	0- 0	0- 1	3- 4			
0- 0	0- 0	0- 0	NEUTRAL	0- 0	0- 0	0- 0			

RPI 1-25			RPI 26-50			RPI 51-100			RPI 101+ Team's RPI: 305		
RPI	S	Opponent	Score	RPI	S	Opponent	Score	RPI	S	Opponent	Score
9	A	Kentucky	37 73					70	A	Illinois St.	45 62
								102	H	Western Ky.	38 62
								118	H	Eastern Ill.	58 78
								124	A	UAB	57 50
								139	A	UT Martin	56 75
								161	A	Cincinnati	45 55
								172	A	Tennessee Tech	53 73
								172	H	Tennessee Tech	70 84
								190	H	SIU Edwardsville	75 72
								191	A	Eastern Ky.	52 62
								191	H	Eastern Ky.	64 66
								195	A	Belmont	45 59
								195	H	Belmont	45 88
								199	A	Wright St.	46 53
								202	A	Xavier	58 73
								204	A	Tennessee St.	57 82
								204	H	Tennessee St.	56 68
								233	H	Murray St.	48 56
								246	H	East Tenn. St.	53 57
								256	A	Georgia St.	47 61
								272	A	Southeast Mo. St.	70 64
								274	H	Northern Ill.	46 76
								306	A	Austin Peay	77 71
								322	A	Ohio	72 79
								333	H	Kennesaw St.	50 49
								339	H	Kent St.	51 50
								343	A	Jacksonville St.	70 59
LAST 12 Division I GAMES:											
172	A	Tennessee Tech	53 73	195	A	Belmont	45 59				
204	A	Tennessee St.	57 82	343	A	Jacksonville St.	70 59				
233	H	Murray St.	48 56	195	H	Belmont	45 88				
343	H	Jacksonville St.	68 54	204	H	Tennessee St.	56 68				
172	H	Tennessee Tech	70 84	272	A	Southeast Mo. St.	70 64				
191	H	Eastern Ky.	64 66	139	A	UT Martin	56 75				

Non-Div I Games: Bethel (TN) 72 57

Morehead St.

■ Loss,
 ■ Non-Conf,
 ■ S Site,
 ■ Home
 ■ A Away
 N Neutral

RPI	S	Opponent	Score
343	H	Jacksonville St.	68 54

Morehead St.

M
o
r
e
h
e
a
d
s
t
.

M
o
r
e
h
e
a
d
s
t
.

Average RPI Win:	295	WON-LOST	WINNING	LAST 12	STRENGTH OF	OPP. STRENGTH	TEAM	ADJ.	CONF.	ADJ CONF.
Average RPI Loss:	178	RECORD	PCT. RANK	GAMES	SCHEDULE	OF SCHEDULE	RPI	RPI	RPI	RPI
DIV. I ONLY	10- 17	250	6- 6	290	324	286	286	30	30	
DIV. I NON-CONF.	3- 10	296	0- 0	215	310	312	312	30	30	
TOTALS	RPI 1-25	RPI 26-50	W-L RECORDS	RPI 51-100	RPI 101-150	RPI 150+				
10- 17	0- 0	0- 0	OVERALL	0- 4	0- 5	10- 8				
7- 5	0- 0	0- 0	HOME	0- 1	0- 2	7- 2				
3- 12	0- 0	0- 0	AWAY	0- 0	0- 0	3- 0				
0- 0	0- 0	0- 0	NEUTRAL	0- 0	0- 0	0- 0				
3- 10	0- 0	0- 0	NON-CONFERENCE	0- 2	0- 2	3- 6				
3- 3	0- 0	0- 0	HOME	0- 0	0- 1	3- 2				
0- 7	0- 0	0- 0	AWAY	0- 2	0- 1	0- 4				
0- 0	0- 0	0- 0	NEUTRAL	0- 0	0- 0	0- 0				
7- 7	0- 0	0- 0	CONFERENCE	0- 2	0- 3	7- 2				
4- 2	0- 0	0- 0	HOME	0- 1	0- 1	4- 0				
3- 5	0- 0	0- 0	AWAY	0- 1	0- 2	3- 2				
0- 0	0- 0	0- 0	NEUTRAL	0- 0	0- 0	0- 0				

RPI 1-25				RPI 26-50				RPI 51-100				RPI 101+				Team's RPI: 286	
RPI	S	Opponent	Score	RPI	S	Opponent	Score	RPI	S	Opponent	Score	RPI	S	Opponent	Score		
								69	A	Fordham	56 72	116	A	N.C. A&T	73 90		
								87	A	Hampton	60 66	119	H	South Carolina St.	74 83		
								87	H	Hampton	60 81	127	H	Army	59 63		
								92	A	Missouri	50 75	144	A	Elon	54 74		
												148	A	Howard	33 68		
												164	H	George Washington	40 75		
												182	A	Penn	73 79		
												206	H	Bucknell	64 72		
												215	H	Stony Brook	66 63		
												242	A	Coppin St.	74 61		
												242	H	Coppin St.	70 63		
												270	A	Towson	57 61		
												271	A	George Mason	54 65		
												275	A	Cornell	73 77		
												285	H	UMBC	72 61		
												290	A	Delaware St.	69 67		
												327	H	Savannah St.	68 50		
												332	A	Norfolk St.	68 81		
												332	H	Norfolk St.	57 48		
												336	A	UMES	50 54		
												336	H	UMES	65 28		
												337	H	Columbia	60 51		
												341	A	N.C. Central	55 39		
LAST 12 Division I GAMES:																	
				336	H	UMES	65 28					87	H	Hampton	60 81		
				290	A	Delaware St.	69 67					341	A	N.C. Central	55 39		
				336	A	UMES	50 54					116	A	N.C. A&T	73 90		
				148	A	Howard	33 68					332	A	Norfolk St.	68 81		
				242	A	Coppin St.	74 61					87	A	Hampton	60 66		
				332	H	Norfolk St.	57 48					327	H	Savannah St.	68 50		

Non-Div I Games:

Morgan St.

■ Loss,
■ Non-Conf,
■ S Site,
■ H Home
■ A Away
N Neutral

Average RPI Win:	256	WON-LOST	WINNING	LAST 12	STRENGTH OF	OPP. STRENGTH	TEAM	ADJ.	CONF.	ADJ CONF.
Average RPI Loss:	167	RECORD	PCT. RANK	GAMES	SCHEDULE	OF SCHEDULE	RPI	RPI	RPI	RPI
DIV. I ONLY	14- 14	158	6- 6	271	267	222	222	24	24	
DIV. I NON-CONF.	4- 7	233	0- 0	156	200	210	210	22	22	
TOTALS	RPI 1-25	RPI 26-50	W-L RECORDS	RPI 51-100	RPI 101-150	RPI 150+				
14- 14	0- 1	0- 1	OVERALL	0- 1	1- 3	13- 8				
7- 7	0- 0	0- 1	HOME	0- 1	1- 1	6- 4				
7- 7	0- 1	0- 0	AWAY	0- 0	0- 2	7- 4				
0- 0	0- 0	0- 0	NEUTRAL	0- 0	0- 0	0- 0				
4- 7	0- 1	0- 0	NON-CONFERENCE	0- 0	1- 2	3- 4				
2- 3	0- 0	0- 0	HOME	0- 0	1- 1	1- 2				
2- 4	0- 1	0- 0	AWAY	0- 0	0- 1	2- 2				
0- 0	0- 0	0- 0	NEUTRAL	0- 0	0- 0	0- 0				
10- 7	0- 0	0- 1	CONFERENCE	0- 1	0- 1	10- 4				
5- 4	0- 0	0- 1	HOME	0- 1	0- 0	5- 2				
5- 3	0- 0	0- 0	AWAY	0- 0	0- 1	5- 2				
0- 0	0- 0	0- 0	NEUTRAL	0- 0	0- 0	0- 0				

RPI 1-25				RPI 26-50				RPI 51-100				RPI 101+ Team's RPI: 222			
RPI	S	Opponent	Score	RPI	S	Opponent	Score	RPI	S	Opponent	Score	RPI	S	Opponent	Score
10	A	Maryland	47 88	42	H	Quinnipiac	55 78	94	H	Sacred Heart	50 58	107	H	Navy	53 45
												115	H	American	46 48
												137	A	Saint Francis (PA)	59 83
												148	A	Howard	52 77
												169	H	Campbell	48 54
												192	A	Rider	70 67
												194	H	Monmouth	70 51
												200	H	Lehigh	57 66
												203	A	Seton Hall	74 64
												206	A	Bucknell	43 55
												206	A	Central Conn. St.	73 77
												206	H	Central Conn. St.	50 48
												225	A	Pittsburgh	49 67
												247	A	Bryant	86 84
												247	H	Bryant	62 69
												259	A	Fairleigh Dickinson	70 62
												259	H	Fairleigh Dickinson	60 69
												268	A	St. Francis Brooklyn	49 45
												268	H	St. Francis Brooklyn	49 48
												278	A	Robert Morris	59 61
												323	A	LIU Brooklyn	66 41
												323	H	LIU Brooklyn	51 39
												328	A	Wagner	54 42
												328	H	Wagner	73 58
												336	H	UMES	62 58
LAST 12 Division I GAMES:															
259	A	Fairleigh Dickinson	70 62	137	A	Saint Francis (PA)	59 83								
323	H	LIU Brooklyn	51 39	42	H	Quinnipiac	55 78								
268	H	St. Francis Brooklyn	49 48	94	H	Sacred Heart	50 58								
247	H	Bryant	62 69	328	H	Wagner	73 58								
206	H	Central Conn. St.	50 48	278	A	Robert Morris	59 61								
328	A	Wagner	54 42	206	A	Central Conn. St.	73 77								

Non-Div I Games:

Mt. St. Mary's

Average RPI Win:	255	WON-LOST	WINNING	LAST 12	STRENGTH OF	OPP. STRENGTH	TEAM	ADJ.	CONF.	ADJ CONF.
Average RPI Loss:	170	RECORD	PCT. RANK	GAMES	SCHEDULE	OF SCHEDULE	RPI	RPI	RPI	RPI
DIV. I ONLY	15- 12	133	7- 5	323	264	233	233	28	28	
DIV. I NON-CONF.	7- 4	103	1- 0	329	245	235	235	29	29	
TOTALS	RPI 1-25	RPI 26-50	W-L RECORDS	RPI 51-100	RPI 101-150	RPI 150+				
15- 12	0- 0	0- 0	OVERALL	0- 2	2- 3	13- 7				
8- 7	0- 0	0- 0	HOME	0- 0	1- 2	7- 5				
7- 5	0- 0	0- 0	AWAY	0- 2	1- 1	6- 2				
0- 0	0- 0	0- 0	NEUTRAL	0- 0	0- 0	0- 0				
7- 4	0- 0	0- 0	NON-CONFERENCE	0- 2	0- 1	7- 1				
5- 2	0- 0	0- 0	HOME	0- 0	0- 1	5- 1				
2- 2	0- 0	0- 0	AWAY	0- 2	0- 0	2- 0				
0- 0	0- 0	0- 0	NEUTRAL	0- 0	0- 0	0- 0				
8- 8	0- 0	0- 0	CONFERENCE	0- 0	2- 2	6- 6				
3- 5	0- 0	0- 0	HOME	0- 0	1- 1	2- 4				
5- 3	0- 0	0- 0	AWAY	0- 0	1- 1	4- 2				
0- 0	0- 0	0- 0	NEUTRAL	0- 0	0- 0	0- 0				

RPI S	Opponent	Score	RPI S	Opponent	Score	RPI S	Opponent	Score	RPI S	Opponent	Score	Team's RPI: 233
						82	A James Madison	51 71	102	H Western Ky.	69 80	
						92	A Missouri	55 69	118	A Eastern Ill.	59 73	
									118	H Eastern Ill.	68 58	
									139	A UT Martin	82 72	
									139	H UT Martin	60 72	
									172	A Tennessee Tech	68 52	
									183	H Indiana	62 63	
									187	H Ball St.	63 53	
									190	A SIU Edwardsville	68 79	
									190	H SIU Edwardsville	81 68	
									191	H Eastern Ky.	49 69	
									195	H Belmont	50 59	
									204	H Tennessee St.	61 67	
									217	H Evansville	76 62	
									243	A Longwood	76 68	
									272	A Southeast Mo. St.	58 70	
									272	H Southeast Mo. St.	58 61	
									305	A Morehead St.	56 48	
									306	A Austin Peay	77 72	
									306	H Austin Peay	65 61	
									310	H Alabama A&M	69 54	
									315	H Southern Ill.	67 55	
									335	H Lipscomb	63 55	
									343	A Jacksonville St.	68 58	
									345	A New Orleans	69 56	
LAST 12 Division I GAMES:												
			272	H Southeast Mo. St.	58 61		345	A New Orleans	69 56			
			305	A Morehead St.	56 48		306	H Austin Peay	65 61			
			139	H UT Martin	60 72		172	A Tennessee Tech	68 52			
			190	A SIU Edwardsville	68 79		343	A Jacksonville St.	68 58			
			118	A Eastern Ill.	59 73		118	H Eastern Ill.	68 58			
			204	H Tennessee St.	61 67		190	H SIU Edwardsville	81 68			

Non-Div I Games: Mid-Continent 110 28

Murray St.

Average RPI Win:	252	WON-LOST	WINNING	LAST 12	STRENGTH OF	OPP. STRENGTH	TEAM	ADJ.	CONF.	ADJ CONF.
Average RPI Loss:	140	RECORD	PCT. RANK	GAMES	SCHEDULE	OF SCHEDULE	RPI	RPI	RPI	RPI
DIV. I ONLY	18- 8	63	10- 2	286	276	116	116	30	30	
DIV. I NON-CONF.	7- 5	130	0- 0	129	124	88	88	30	30	
TOTALS	RPI 1-25	RPI 26-50	W-L RECORDS	RPI 51-100	RPI 101-150	RPI 150+				
18- 8	0- 1	0- 0	OVERALL	1- 2	3- 3	14- 2				
10- 2	0- 0	0- 0	HOME	0- 1	3- 1	7- 0				
8- 6	0- 1	0- 0	AWAY	1- 1	0- 2	7- 2				
0- 0	0- 0	0- 0	NEUTRAL	0- 0	0- 0	0- 0				
7- 5	0- 1	0- 0	NON-CONFERENCE	1- 2	2- 1	4- 1				
4- 1	0- 0	0- 0	HOME	0- 1	2- 0	2- 0				
3- 4	0- 1	0- 0	AWAY	1- 1	0- 1	2- 1				
0- 0	0- 0	0- 0	NEUTRAL	0- 0	0- 0	0- 0				
11- 3	0- 0	0- 0	CONFERENCE	0- 0	1- 2	10- 1				
6- 1	0- 0	0- 0	HOME	0- 0	1- 1	5- 0				
5- 2	0- 0	0- 0	AWAY	0- 0	0- 1	5- 1				
0- 0	0- 0	0- 0	NEUTRAL	0- 0	0- 0	0- 0				

RPI 1-25				RPI 26-50				RPI 51-100				RPI 101+ Team's RPI: 116			
RPI	S	Opponent	Score	RPI	S	Opponent	Score	RPI	S	Opponent	Score	RPI	S	Opponent	Score
15	A	Nebraska	50 68					53	H	Charlotte	47 57	119	A	South Carolina St.	57 68
								73	A	Liberty	60 56	119	H	South Carolina St.	59 54
								98	A	Richmond	63 76	133	A	Virginia Tech	39 58
												144	H	Elon	75 65
												148	H	Howard	42 44
												149	H	Iona	66 57
												164	H	George Washington	67 56
												240	A	Neb. Omaha	44 58
												242	H	Coppin St.	70 64
												265	A	Siena	49 47
												282	A	Florida A&M	73 52
												282	H	Florida A&M	69 50
												286	H	Morgan St.	90 73
												288	H	William & Mary	85 78
												290	A	Delaware St.	75 53
												299	A	UNC Wilmington	56 47
												314	A	Bethune-Cookman	64 69
												314	H	Bethune-Cookman	56 31
												327	A	Savannah St.	67 45
												336	A	UMES	67 55
												341	A	N.C. Central	60 33
												341	H	N.C. Central	67 27
LAST 12 Division I GAMES:															
119	H	South Carolina St.	59 54	290	A	Delaware St.	75 53								
341	A	N.C. Central	60 33	336	A	UMES	67 55								
327	A	Savannah St.	67 45	242	H	Coppin St.	70 64								
119	A	South Carolina St.	57 68	286	H	Morgan St.	90 73								
282	H	Florida A&M	69 50	148	H	Howard	42 44								
314	H	Bethune-Cookman	56 31	282	A	Florida A&M	73 52								

Non-Div I Games: Winston-Salem 56 43

N.C. A&T

■ Loss,
 ■ Non-Conf,
 ■ S Site,
 ■ Home
 ■ A Away
 N Neutral

WON-LOST				STRENGTH OF		OPP. STRENGTH		TEAM		CONF.		ADJ. CONF.	
Average RPI Win:	327	WON-LOST	WINNING	LAST 12	SCHEDULE	OF SCHEDULE	RPI	ADJ. RPI	RPI	RPI	RPI	RPI	RPI
Average RPI Loss:	215	RECORD	PCT. RANK	GAMES									
DIV. I ONLY	2- 25	340	2- 10	301	331	341	341	30	30				
DIV. I NON-CONF.	0- 13	337	0- 0	185	322	336	336	30	30				
TOTALS	RPI 1-25	RPI 26-50	W-L RECORDS	RPI 51-100	RPI 101-150	RPI 150+							
2- 25	0- 1	0- 0	OVERALL	0- 2	0- 7	2- 15							
1- 9	0- 0	0- 0	HOME	0- 0	0- 4	1- 5							
1- 16	0- 1	0- 0	AWAY	0- 2	0- 3	1- 10							
0- 0	0- 0	0- 0	NEUTRAL	0- 0	0- 0	0- 0							
0- 13	0- 1	0- 0	NON-CONFERENCE	0- 2	0- 3	0- 7							
0- 3	0- 0	0- 0	HOME	0- 0	0- 2	0- 1							
0- 10	0- 1	0- 0	AWAY	0- 2	0- 1	0- 6							
0- 0	0- 0	0- 0	NEUTRAL	0- 0	0- 0	0- 0							
2- 12	0- 0	0- 0	CONFERENCE	0- 0	0- 4	2- 8							
1- 6	0- 0	0- 0	HOME	0- 0	0- 2	1- 4							
1- 6	0- 0	0- 0	AWAY	0- 0	0- 2	1- 4							
0- 0	0- 0	0- 0	NEUTRAL	0- 0	0- 0	0- 0							

[illegible]

Non-Div I Games:

N.C. Central

Loss, Non-Conf, S Site, H Home A Away N Neutral

Average RPI Win:	296	WON-LOST	WINNING	LAST 12	STRENGTH OF	OPP. STRENGTH	TEAM	ADJ.	CONF.	ADJ CONF.
Average RPI Loss:	192	RECORD	PCT. RANK	GAMES	SCHEDULE	OF SCHEDULE	RPI	RPI	RPI	RPI
DIV. I ONLY	11- 15	209	6- 6	338	315	294	294	33	33	
DIV. I NON-CONF.	6- 13	262	1- 4	269	213	282	282	33	33	
TOTALS	RPI 1-25	RPI 26-50	W-L RECORDS	RPI 51-100	RPI 101-150	RPI 150+				
11- 15	0- 1	0- 1	OVERALL	0- 1	0- 2	11- 10				
8- 4	0- 0	0- 0	HOME	0- 0	0- 2	8- 2				
3- 11	0- 1	0- 1	AWAY	0- 1	0- 0	3- 8				
0- 0	0- 0	0- 0	NEUTRAL	0- 0	0- 0	0- 0				
6- 13	0- 1	0- 1	NON-CONFERENCE	0- 1	0- 2	6- 8				
4- 4	0- 0	0- 0	HOME	0- 0	0- 2	4- 2				
2- 9	0- 1	0- 1	AWAY	0- 1	0- 0	2- 6				
0- 0	0- 0	0- 0	NEUTRAL	0- 0	0- 0	0- 0				
5- 2	0- 0	0- 0	CONFERENCE	0- 0	0- 0	5- 2				
4- 0	0- 0	0- 0	HOME	0- 0	0- 0	4- 0				
1- 2	0- 0	0- 0	AWAY	0- 0	0- 0	1- 2				
0- 0	0- 0	0- 0	NEUTRAL	0- 0	0- 0	0- 0				

RPI 1-25				RPI 26-50				RPI 51-100				RPI 101+ Team's RPI: 294			
RPI	S	Opponent	Score	RPI	S	Opponent	Score	RPI	S	Opponent	Score	RPI	S	Opponent	Score
5	A	Penn St.	37 82	38	A	St. John's (NY)	37 55	66	A	Albany (NY)	41 76	122	H	Northeastern	45 59
												148	H	Howard	33 46
												192	A	Rider	53 51
												200	H	Lehigh	45 46
												203	A	Seton Hall	66 69
												206	A	Bucknell	35 52
												215	H	Stony Brook	34 59
												221	A	VCU	52 64
												259	A	Fairleigh Dickinson	58 67
												261	A	Colgate	36 72
												261	H	Colgate	53 51
												268	H	St. Francis Brooklyn	73 61
												290	H	Delaware St.	55 42
												295	A	Utah Valley	47 64
												295	H	Utah Valley	49 46
												303	H	Rhode Island	48 44
												304	A	Brown	51 53
												318	A	Tex.-Pan American	81 75
												318	H	Tex.-Pan American	60 55
												331	A	Saint Peter's	62 35
												340	A	Chicago St.	57 58
												340	H	Chicago St.	59 33
												344	H	Houston Baptist	77 48
LAST 12 Division I GAMES:															
340	H	Chicago St.	59 33	148	H	Howard	33 46	340	A	Chicago St.	57 58	340	H	Chicago St.	59 33
344	H	Houston Baptist	77 48	340	A	Chicago St.	57 58	304	A	Brown	51 53	344	H	Houston Baptist	77 48
295	A	Utah Valley	47 64	304	A	Brown	51 53	318	H	Tex.-Pan American	60 55				
261	H	Colgate	53 51	318	H	Tex.-Pan American	60 55	206	A	Bucknell	35 52				
318	A	Tex.-Pan American	81 75	206	A	Bucknell	35 52	200	H	Lehigh	45 46				
295	H	Utah Valley	49 46	200	H	Lehigh	45 46								

Non-Div I Games: Rutgers-Newark 90 31 Centenary (NJ) 72 37

NJIT

Loss, Non-Conf, S Site, H Home A Away N Neutral

Average RPI Win: 216	WON-LOST	WINNING	LAST 12	STRENGTH OF	OPP. STRENGTH	TEAM	ADJ.	CONF.	ADJ CONF.
Average RPI Loss: 143	RECORD	PCT. RANK	GAMES	SCHEDULE	OF SCHEDULE	RPI	RPI	RPI	RPI
DIV. I ONLY	18- 11	101	9- 3	197	188	107	107	15	15
DIV. I NON-CONF.	7- 8	178	0- 0	261	196	219	219	17	17
TOTALS	RPI 1-25	RPI 26-50	W-L RECORDS	RPI 51-100	RPI 101-150	RPI 150+			
18- 11	0- 0	0- 1	OVERALL	1- 2	2- 4	15- 4			
11- 2	0- 0	0- 0	HOME	1- 0	1- 2	9- 0			
6- 8	0- 0	0- 1	AWAY	0- 2	1- 2	5- 3			
1- 1	0- 0	0- 0	NEUTRAL	0- 0	0- 0	1- 1			
7- 8	0- 0	0- 1	NON-CONFERENCE	1- 2	0- 2	6- 3			
5- 1	0- 0	0- 0	HOME	1- 0	0- 1	4- 0			
1- 6	0- 0	0- 1	AWAY	0- 2	0- 1	1- 2			
1- 1	0- 0	0- 0	NEUTRAL	0- 0	0- 0	1- 1			
11- 3	0- 0	0- 0	CONFERENCE	0- 0	2- 2	9- 1			
6- 1	0- 0	0- 0	HOME	0- 0	1- 1	5- 0			
5- 2	0- 0	0- 0	AWAY	0- 0	1- 1	4- 1			
0- 0	0- 0	0- 0	NEUTRAL	0- 0	0- 0	0- 0			

RPI S	Opponent	Score	RPI S	Opponent	Score	RPI S	Opponent	Score	RPI S	Opponent	Score	Team's RPI: 107
28	A Princeton	50 70	57	A Marquette	65 73	115	A American	52 42				
			64	H East Carolina	57 48	115	H American	61 42				
			98	A Richmond	59 65	127	A Army	42 53				
						127	H Army	40 48				
						134	H High Point	47 63				
						149	A Iona	64 74				
						152	A Holy Cross	60 47				
						152	H Holy Cross	59 35				
						200	A Lehigh	72 47				
						200	H Lehigh	49 34				
						206	A Bucknell	48 55				
						206	H Bucknell	61 40				
						212	N UC Davis	63 66				
						215	A Stony Brook	40 44				
						220	H Loyola Maryland	71 60				
						222	A Mt. St. Mary's	45 53				
						229	A Lafayette	60 52				
						229	H Lafayette	62 44				
						244	H Marshall	67 51				
						261	A Colgate	59 43				
						261	H Colgate	63 48				
						288	H William & Mary	69 64				
						307	N Jackson St.	72 48				
						321	A Air Force	60 36				
						331	H Saint Peter's	64 53				
LAST 12 Division I GAMES:												
206	A Bucknell	48 55	229	A Lafayette	60 52							
200	H Lehigh	49 34	206	H Bucknell	61 40							
261	H Colgate	63 48	200	A Lehigh	72 47							
115	A American	52 42	261	A Colgate	59 43							
127	H Army	40 48	115	H American	61 42							
152	H Holy Cross	59 35	127	A Army	42 53							

Non-Div I Games:

Navy

Average RPI Win:	271	WON-LOST	WINNING	LAST 12	STRENGTH OF	OPP. STRENGTH	TEAM	ADJ.	CONF.	ADJ CONF.
Average RPI Loss:	173	RECORD	PCT. RANK	GAMES	SCHEDULE	OF SCHEDULE	RPI	RPI	RPI	RPI
DIV. I ONLY	14- 11	132	5- 6	328	279	240	240	31	31	
DIV. I NON-CONF.	14- 11	141	5- 6	305	303	239	239	32	32	
TOTALS	RPI 1-25	RPI 26-50	W-L RECORDS	RPI 51-100	RPI 101-150	RPI 150+				
14- 11	0- 0	0- 0	OVERALL	0- 2	1- 3	13- 6				
10- 5	0- 0	0- 0	HOME	0- 1	1- 2	9- 2				
4- 6	0- 0	0- 0	AWAY	0- 1	0- 1	4- 4				
0- 0	0- 0	0- 0	NEUTRAL	0- 0	0- 0	0- 0				
14- 11	0- 0	0- 0	NON-CONFERENCE	0- 2	1- 3	13- 6				
10- 5	0- 0	0- 0	HOME	0- 1	1- 2	9- 2				
4- 6	0- 0	0- 0	AWAY	0- 1	0- 1	4- 4				
0- 0	0- 0	0- 0	NEUTRAL	0- 0	0- 0	0- 0				
0- 0	0- 0	0- 0	CONFERENCE	0- 0	0- 0	0- 0				
0- 0	0- 0	0- 0	HOME	0- 0	0- 0	0- 0				
0- 0	0- 0	0- 0	AWAY	0- 0	0- 0	0- 0				
0- 0	0- 0	0- 0	NEUTRAL	0- 0	0- 0	0- 0				

RPI 1-25				RPI 26-50				RPI 51-100				RPI 101+				Team's RPI: 240	
RPI	S	Opponent	Score	RPI	S	Opponent	Score	RPI	S	Opponent	Score	RPI	S	Opponent	Score		
								62	A	South Dakota St.	56 69	116	H	N.C. A&T	58 44		
								62	H	South Dakota St.	64 74	132	A	IUPUI	49 60		
												132	H	IUPUI	43 45		
												146	H	Tulsa	48 49		
												201	A	South Dakota	57 62		
												201	H	South Dakota	39 50		
												208	H	Loyola Chicago	65 58		
												210	H	Saint Louis	42 51		
												239	A	Western Ill.	44 71		
												239	H	Western Ill.	63 55		
												255	A	IPFW	46 51		
												255	H	IPFW	60 50		
												262	A	North Dakota St.	62 63		
												262	H	North Dakota St.	61 52		
												283	H	Northern Ariz.	79 75		
												284	A	UMKC	61 44		
												284	H	UMKC	68 41		
												292	H	La.-Lafayette	79 67		
												296	A	Oakland	67 63		
												296	H	Oakland	59 41		
												308	H	Texas-Arlington	73 39		
												324	A	Ark.-Pine Bluff	67 63		
												340	A	Chicago St.	62 47		
LAST 12 Division I GAMES:																	
284	H	UMKC	68 41	296	A	Oakland	67 63										
201	H	South Dakota	39 50	255	A	IPFW	46 51										
262	A	North Dakota St.	62 63	62	H	South Dakota St.	64 74										
62	A	South Dakota St.	56 69	262	H	North Dakota St.	61 52										
132	H	IUPUI	43 45	340	A	Chicago St.	62 47										
239	H	Western Ill.	63 55	239	A	Western Ill.	44 71										

Non-Div I Games: Southwest Minn. St.63 37 St. Mary (NE) 92 78 Indiana Dabney 83 39

Neb. Omaha

Loss, Non-Conf, S Site, H Home A Away N Neutral

Nebraska

Through Games Of Sunday, March 3, 2013

Average RPI Win:	106	WON-LOST	WINNING	LAST 12	STRENGTH OF	OPP. STRENGTH	TEAM	ADJ.	CONF.	ADJ CONF.
Average RPI Loss:	27	RECORD	PCT. RANK	GAMES	SCHEDULE	OF SCHEDULE	RPI	RPI	RPI	RPI
DIV. I ONLY	22- 7	40	10- 2	15	20	15	15	2	2	
DIV. I NON-CONF.	10- 3	50	0- 0	43	57	29	29	2	2	
TOTALS	RPI 1-25	RPI 26-50	W-L RECORDS	RPI 51-100	RPI 101-150	RPI 150+				
22- 7	1- 4	4- 1	OVERALL	6- 2	7- 0	4- 0				
13- 4	1- 3	2- 0	HOME	2- 1	5- 0	3- 0				
9- 3	0- 1	2- 1	AWAY	4- 1	2- 0	1- 0				
0- 0	0- 0	0- 0	NEUTRAL	0- 0	0- 0	0- 0				
10- 3	1- 1	0- 1	NON-CONFERENCE	1- 1	5- 0	3- 0				
8- 1	1- 1	0- 0	HOME	0- 0	4- 0	3- 0				
2- 2	0- 0	0- 1	AWAY	1- 1	1- 0	0- 0				
0- 0	0- 0	0- 0	NEUTRAL	0- 0	0- 0	0- 0				
12- 4	0- 3	4- 0	CONFERENCE	5- 1	2- 0	1- 0				
5- 3	0- 2	2- 0	HOME	2- 1	1- 0	0- 0				
7- 1	0- 1	2- 0	AWAY	3- 0	1- 0	1- 0				
0- 0	0- 0	0- 0	NEUTRAL	0- 0	0- 0	0- 0				

RPI	S	Opponent	Score	RPI	S	Opponent	Score	RPI	S	Opponent	Score	RPI	S	Opponent	Score
5	A	Penn St.	58 80	26	A	Creighton	57 66	59	A	South Fla.	62 52	108	A	Southern California	74 65
5	H	Penn St.	67 82	27	H	Michigan St.	59 54	61	A	Ohio St.	62 53	111	H	Sam Houston St.	85 72
10	H	Maryland	71 90	31	A	Michigan	57 39	61	H	Ohio St.	58 39	113	H	Oral Roberts	80 67
18	H	Purdue	66 69	37	A	Iowa	76 75	62	A	South Dakota St.	55 60	116	H	N.C. A&T	68 50
20	H	Florida St.	78 77	37	H	Iowa	66 46	63	H	Illinois	52 62	120	H	Idaho St.	60 51
								68	A	Minnesota	84 63	129	A	Wisconsin	55 53
								68	H	Minnesota	80 56	129	H	Wisconsin	70 52
								100	A	Northwestern	55 50	153	H	Temple	64 39
												183	A	Indiana	67 38
												283	H	Northern Ariz.	77 55
												312	H	Grambling	84 39
LAST 12 Division I GAMES:															
5	H	Penn St.	67 82	100	A	Northwestern	55 50	68	H	Minnesota	80 56				
129	A	Wisconsin	55 53	61	A	Ohio St.	62 53	27	H	Michigan St.	59 54				
37	H	Iowa	66 46	68	A	Minnesota	84 63								
31	A	Michigan	57 39	63	H	Illinois	52 62								
61	H	Ohio St.	58 39												
37	A	Iowa	76 75												

Non-Div I Games:

Nebraska

■ Loss,
 ■ Non-Conf,
 ■ S Site,
 ■ Home
 ■ A Away
 N Neutral

Nevada

Average RPI Win: **238**
 Average RPI Loss: **160**

WON-LOST
 RECORD

WINNING
 PCT. RANK

LAST 12
 GAMES

Through Games Of Sunday, March 3, 2013

STRENGTH OF
 SCHEDULE

OPP. STRENGTH
 OF SCHEDULE

TEAM
 RPI

ADJ.
 RPI

CONF.
 RPI

ADJ CONF.
 RPI

DIV. I ONLY	6- 20	312	1- 11	163	184	287	287	17	17
DIV. I NON-CONF.	4- 8	244	0- 0	163	182	238	238	16	16
TOTALS	RPI 1-25	RPI 26-50	W-L RECORDS	RPI 51-100	RPI 101-150	RPI 150+			
6- 20	0- 0	0- 4	OVERALL	1- 5	0- 0	5- 11			
3- 9	0- 0	0- 2	HOME	0- 3	0- 0	3- 4			
3- 9	0- 0	0- 2	AWAY	1- 1	0- 0	2- 6			
0- 2	0- 0	0- 0	NEUTRAL	0- 1	0- 0	0- 1			
4- 8	0- 0	0- 2	NON-CONFERENCE	0- 2	0- 0	4- 4			
2- 3	0- 0	0- 1	HOME	0- 1	0- 0	2- 1			
2- 3	0- 0	0- 1	AWAY	0- 0	0- 0	2- 2			
0- 2	0- 0	0- 0	NEUTRAL	0- 1	0- 0	0- 1			
2- 12	0- 0	0- 2	CONFERENCE	1- 3	0- 0	1- 7			
1- 6	0- 0	0- 1	HOME	0- 2	0- 0	1- 3			
1- 6	0- 0	0- 1	AWAY	1- 1	0- 0	0- 4			
0- 0	0- 0	0- 0	NEUTRAL	0- 0	0- 0	0- 0			

RPI S	Opponent	Score	RPI S	Opponent	Score	RPI S	Opponent	Score	RPI S	Opponent	Score	Team's RPI: 287
36	A San Diego St.	57 69	36	H San Diego St.	45 58	59	N South Fla.	46 71	156	N Miami (OH)	49 62	
44	A Pacific	63 72	44	A Pacific	63 72	67	A Wyoming	41 92	174	A Wake Forest	54 77	
45	H Toledo	61 73	45	H Toledo	61 73	67	H Wyoming	65 66	188	H New Mexico	66 69	
						81	H Cal Poly	63 72	219	A Portland	61 70	
						96	A Fresno St.	60 54	231	A Colorado St.	50 59	
						96	H Fresno St.	56 74	235	H Cleveland St.	86 79	
									245	A UC Irvine	72 49	
									248	A Oregon	77 73	
									267	A UNLV	63 80	
									267	H UNLV	61 66	
									277	A Boise St.	58 67	
									277	H Boise St.	62 80	
									281	H Cal St. Fullerton	76 72	
									293	H CSU Bakersfield	80 83	
									321	A Air Force	56 63	
									321	H Air Force	67 54	
LAST 12 Division I GAMES:												
267	A UNLV	63 80	231	A Colorado St.	50 59							
277	H Boise St.	62 80	188	H New Mexico	66 69							
36	H San Diego St.	45 58	267	H UNLV	61 66							
96	A Fresno St.	60 54	277	A Boise St.	58 67							
67	H Wyoming	65 66	36	A San Diego St.	57 69							
321	A Air Force	56 63	96	H Fresno St.	56 74							

Non-Div I Games: Cal St. L.A. 91 81

Nevada

Loss, Non-Conf, S Site, H Home A Away N Neutral

New Hampshire

Through Games Of Sunday, March 3, 2013

Average RPI Win:	255	WON-LOST	WINNING	LAST 12	STRENGTH OF	OPP. STRENGTH	TEAM	ADJ.	CONF.	ADJ CONF.
Average RPI Loss:	173	RECORD	PCT. RANK	GAMES	SCHEDULE	OF SCHEDULE	RPI	RPI	RPI	RPI
DIV. I ONLY	11- 17	226	5- 7	255	259	257	257	23	23	
DIV. I NON-CONF.	5- 7	211	0- 0	262	251	236	236	24	24	
TOTALS	RPI 1-25	RPI 26-50	W-L RECORDS	RPI 51-100	RPI 101-150	RPI 150+				
11- 17	0- 0	0- 1	OVERALL	0- 5	1- 2	10- 9				
7- 5	0- 0	0- 0	HOME	0- 2	1- 0	6- 3				
4- 11	0- 0	0- 0	AWAY	0- 3	0- 2	4- 6				
0- 1	0- 0	0- 1	NEUTRAL	0- 0	0- 0	0- 0				
5- 7	0- 0	0- 1	NON-CONFERENCE	0- 1	0- 1	5- 4				
3- 1	0- 0	0- 0	HOME	0- 0	0- 0	3- 1				
2- 5	0- 0	0- 0	AWAY	0- 1	0- 1	2- 3				
0- 1	0- 0	0- 1	NEUTRAL	0- 0	0- 0	0- 0				
6- 10	0- 0	0- 0	CONFERENCE	0- 4	1- 1	5- 5				
4- 4	0- 0	0- 0	HOME	0- 2	1- 0	3- 2				
2- 6	0- 0	0- 0	AWAY	0- 2	0- 1	2- 3				
0- 0	0- 0	0- 0	NEUTRAL	0- 0	0- 0	0- 0				

RPI 1-25			RPI 26-50			RPI 51-100			RPI 101+			Team's RPI: 257			
RPI	S	Opponent	Score	RPI	S	Opponent	Score	RPI	S	Opponent	Score	RPI	S	Opponent	Score
				42	N	Quinnipiac	53 60	56	A	Boston U.	45 59	101	A	Hartford	56 63
								56	H	Boston U.	53 55	101	H	Hartford	51 49
								66	A	Albany (NY)	43 78	131	A	Boston College	59 64
								66	H	Albany (NY)	46 55	152	A	Holy Cross	68 65
								85	A	Harvard	44 63	181	A	Yale	57 51
												206	H	Central Conn. St.	32 43
												215	A	Stony Brook	47 60
												215	H	Stony Brook	44 48
												227	H	Dartmouth	54 38
												235	A	Cleveland St.	47 58
												261	A	Colgate	61 72
												275	H	Cornell	59 56
												285	A	UMBC	50 59
												285	H	UMBC	63 62
												298	A	Vermont	60 63
												298	H	Vermont	67 45
												304	A	Brown	43 50
												311	A	Binghamton	60 52
												311	H	Binghamton	42 55
												326	A	Maine	86 63
												326	H	Maine	61 54
												328	H	Wagner	77 54
LAST 12 Division I GAMES:															
				326	A	Maine	86 63					298	H	Vermont	67 45
				66	H	Albany (NY)	46 55					215	A	Stony Brook	47 60
				311	H	Binghamton	42 55					326	H	Maine	61 54
				101	H	Hartford	51 49					311	A	Binghamton	60 52
				56	A	Boston U.	45 59					101	A	Hartford	56 63
				285	A	UMBC	50 59					56	H	Boston U.	53 55

Non-Div I Games:

New Hampshire

Loss, Non-Conf, S Site, H Home A Away N Neutral

Average RPI Win:	260	WON-LOST	WINNING	LAST 12	STRENGTH OF	OPP. STRENGTH	TEAM	ADJ.	CONF.	ADJ CONF.
Average RPI Loss:	109	RECORD	PCT. RANK	GAMES	SCHEDULE	OF SCHEDULE	RPI	RPI	RPI	RPI
DIV. I ONLY	14- 13	154	6- 6	196	181	188	188	17	17	
DIV. I NON-CONF.	8- 5	114	0- 0	245	193	188	188	16	16	
TOTALS	RPI 1-25	RPI 26-50	W-L RECORDS	RPI 51-100	RPI 101-150	RPI 150+				
14- 13	0- 2	1- 2	OVERALL	0- 5	0- 0	13- 4				
9- 6	0- 1	1- 1	HOME	0- 2	0- 0	8- 2				
5- 7	0- 1	0- 1	AWAY	0- 3	0- 0	5- 2				
0- 0	0- 0	0- 0	NEUTRAL	0- 0	0- 0	0- 0				
8- 5	0- 2	1- 0	NON-CONFERENCE	0- 1	0- 0	7- 2				
7- 2	0- 1	1- 0	HOME	0- 0	0- 0	6- 1				
1- 3	0- 1	0- 0	AWAY	0- 1	0- 0	1- 1				
0- 0	0- 0	0- 0	NEUTRAL	0- 0	0- 0	0- 0				
6- 8	0- 0	0- 2	CONFERENCE	0- 4	0- 0	6- 2				
2- 4	0- 0	0- 1	HOME	0- 2	0- 0	2- 1				
4- 4	0- 0	0- 1	AWAY	0- 2	0- 0	4- 1				
0- 0	0- 0	0- 0	NEUTRAL	0- 0	0- 0	0- 0				

RPI 1-25				RPI 26-50				RPI 51-100				RPI 101+ Team's RPI: 188			
RPI	S	Opponent	Score	RPI	S	Opponent	Score	RPI	S	Opponent	Score	RPI	S	Opponent	Score
19	H	Georgia	42 72	33	H	Texas Tech	65 61	67	A	Wyoming	50 72	170	H	Arizona	53 58
25	A	Colorado	39 84	36	A	San Diego St.	44 72	67	H	Wyoming	54 72	171	A	Houston	62 77
				36	H	San Diego St.	39 63	95	A	UTEP	45 60	213	H	North Texas	81 59
								96	A	Fresno St.	65 69	231	A	Colorado St.	68 54
								96	H	Fresno St.	50 51	231	H	Colorado St.	71 56
												263	A	New Mexico St.	68 44
												263	H	New Mexico St.	60 37
												267	A	UNLV	57 68
												267	H	UNLV	57 58
												277	A	Boise St.	66 58
												277	H	Boise St.	58 53
												281	H	Cal St. Fullerton	52 43
												283	H	Northern Ariz.	68 57
												287	A	Nevada	69 66
												321	A	Air Force	72 67
												330	H	Weber St.	67 44
												344	H	Houston Baptist	63 46
LAST 12 Division I GAMES:															
67	A	Wyoming	50 72	321	A	Air Force	72 67								
36	A	San Diego St.	44 72	287	A	Nevada	69 66								
231	H	Colorado St.	71 56	67	H	Wyoming	54 72								
277	A	Boise St.	66 58	36	H	San Diego St.	39 63								
96	H	Fresno St.	50 51	231	A	Colorado St.	68 54								
267	H	UNLV	57 58	277	H	Boise St.	58 53								

Non-Div I Games:

New Mexico

■ Loss,
 ■ Non-Conf, S Site,
 ■ Home
 ■ Away
 N Neutral

Average RPI Win:	229	WON-LOST	WINNING	LAST 12	STRENGTH OF	OPP. STRENGTH	TEAM	ADJ.	CONF.	ADJ CONF.
Average RPI Loss:	195	RECORD	PCT. RANK	GAMES	SCHEDULE	OF SCHEDULE	RPI	RPI	RPI	RPI
DIV. I ONLY	12- 15	198	3- 9	264	272	263	263	26	26	
DIV. I NON-CONF.	7- 4	103	1- 0	233	260	164	164	26	26	
TOTALS	RPI 1-25	RPI 26-50	W-L RECORDS	RPI 51-100	RPI 101-150	RPI 150+				
12- 15	0- 0	0- 0	OVERALL	1- 1	1- 3	10- 11				
9- 7	0- 0	0- 0	HOME	1- 0	1- 1	7- 6				
3- 8	0- 0	0- 0	AWAY	0- 1	0- 2	3- 5				
0- 0	0- 0	0- 0	NEUTRAL	0- 0	0- 0	0- 0				
7- 4	0- 0	0- 0	NON-CONFERENCE	1- 1	0- 0	6- 3				
6- 1	0- 0	0- 0	HOME	1- 0	0- 0	5- 1				
1- 3	0- 0	0- 0	AWAY	0- 1	0- 0	1- 2				
0- 0	0- 0	0- 0	NEUTRAL	0- 0	0- 0	0- 0				
5- 11	0- 0	0- 0	CONFERENCE	0- 0	1- 3	4- 8				
3- 6	0- 0	0- 0	HOME	0- 0	1- 1	2- 5				
2- 5	0- 0	0- 0	AWAY	0- 0	0- 2	2- 3				
0- 0	0- 0	0- 0	NEUTRAL	0- 0	0- 0	0- 0				

RPI S	Opponent	Score	RPI S	Opponent	Score	RPI S	Opponent	Score	RPI S	Opponent	Score	Team's RPI: 263
						95	A UTEP	44 66	143	A Utah St.	63 65	
						95	H UTEP	69 68	143	H Utah St.	106 94	
									147	A Seattle	62 78	
									147	H Seattle	54 60	
									160	A UC Santa Barbara	41 43	
									163	A Idaho	53 72	
									163	H Idaho	51 57	
									179	H Loyola Marymount	77 76	
									188	A New Mexico	37 60	
									188	H New Mexico	44 68	
									189	H Louisiana Tech	71 67	
									198	A Denver	58 67	
									198	H Denver	63 71	
									232	A Southern Utah	70 68	
									245	H UC Irvine	50 44	
									253	A UTSA	69 52	
									253	H UTSA	53 66	
									269	A San Jose St.	50 51	
									269	H San Jose St.	90 70	
									271	H George Mason	55 52	
									284	H UMKC	75 50	
									293	H CSU Bakersfield	87 81	
									300	A Texas St.	61 58	
									300	H Texas St.	49 58	
									308	H Texas-Arlington	59 62	
LAST 12 Division I GAMES:												
198	H	Denver	63	71	253	H	UTSA	53	66			
293	H	CSU Bakersfield	87	81	300	H	Texas St.	49	58			
143	H	Utah St.	106	94	198	A	Denver	58	67			
269	H	San Jose St.	90	70	269	A	San Jose St.	50	51			
147	A	Seattle	62	78	143	A	Utah St.	63	65			
163	A	Idaho	53	72	163	H	Idaho	51	57			

Non-Div I Games:

New Mexico St.

Average RPI Win:	320	WON-LOST	WINNING	LAST 12	STRENGTH OF	OPP. STRENGTH	TEAM	ADJ.	CONF.	ADJ CONF.
Average RPI Loss:	254	RECORD	PCT. RANK	GAMES	SCHEDULE	OF SCHEDULE	RPI	RPI	RPI	RPI
DIV. I ONLY	2- 23	339	2- 10	342	345	345	345	31	31	
DIV. I NON-CONF.	2- 21	331	2- 8	334	344	345	345	32	32	
TOTALS	RPI 1-25	RPI 26-50	W-L RECORDS	RPI 51-100	RPI 101-150	RPI 150+				
2- 23	0- 0	0- 2	OVERALL	0- 0	0- 0	2- 21				
1- 10	0- 0	0- 0	HOME	0- 0	0- 0	1- 10				
1- 11	0- 0	0- 2	AWAY	0- 0	0- 0	1- 9				
0- 2	0- 0	0- 0	NEUTRAL	0- 0	0- 0	0- 2				
2- 21	0- 0	0- 2	NON-CONFERENCE	0- 0	0- 0	2- 19				
1- 9	0- 0	0- 0	HOME	0- 0	0- 0	1- 9				
1- 10	0- 0	0- 2	AWAY	0- 0	0- 0	1- 8				
0- 2	0- 0	0- 0	NEUTRAL	0- 0	0- 0	0- 2				
0- 2	0- 0	0- 0	CONFERENCE	0- 0	0- 0	0- 2				
0- 1	0- 0	0- 0	HOME	0- 0	0- 0	0- 1				
0- 1	0- 0	0- 0	AWAY	0- 0	0- 0	0- 1				
0- 0	0- 0	0- 0	NEUTRAL	0- 0	0- 0	0- 0				

RPI 1-25				RPI 26-50				RPI 51-100				RPI 101+ Team's RPI: 345			
RPI	S	Opponent	Score	RPI	S	Opponent	Score	RPI	S	Opponent	Score	RPI	S	Opponent	Score
				33	A	Texas Tech	38 81					167	H	Nicholls St.	66 80
				34	A	LSU	61 87					167	N	Nicholls St.	45 75
												193	H	Southern Miss.	59 69
												203	A	Seton Hall	35 82
												232	N	Southern Utah	47 76
												233	H	Murray St.	56 69
												279	A	Northwestern St.	50 63
												279	H	Northwestern St.	52 53
												289	A	Southeastern La.	67 69
												289	H	Southeastern La.	64 76
												292	A	La.-Lafayette	41 68
												293	A	CSU Bakersfield	55 85
												293	H	CSU Bakersfield	59 78
												295	H	Utah Valley	55 51
												307	H	Jackson St.	51 82
												308	A	Texas-Arlington	57 82
												312	A	Grambling	44 76
												318	A	Tex.-Pan American	59 60
												318	H	Tex.-Pan American	56 71
												324	A	Ark.-Pine Bluff	62 75
												324	H	Ark.-Pine Bluff	54 63
												344	A	Houston Baptist	65 58
												344	H	Houston Baptist	45 60
LAST 12 Division I GAMES:															
				293	A	CSU Bakersfield	55 85					344	A	Houston Baptist	65 58
				318	A	Tex.-Pan American	59 60					233	H	Murray St.	56 69
				279	A	Northwestern St.	50 63					318	H	Tex.-Pan American	56 71
				308	A	Texas-Arlington	57 82					312	A	Grambling	44 76
				295	H	Utah Valley	55 51					344	H	Houston Baptist	45 60
				293	H	CSU Bakersfield	59 78					193	H	Southern Miss.	59 69

Non-Div I Games: Ark.-Monticello 68 58

New Orleans

Loss, Non-Conf, S Site, H Home A Away N Neutral

Niagara

Through Games Of Sunday, March 3, 2013

Average RPI Win:	270	WON-LOST	WINNING	LAST 12	STRENGTH OF	OPP. STRENGTH	TEAM	ADJ.	CONF.	ADJ CONF.
Average RPI Loss:	178	RECORD	PCT. RANK	GAMES	SCHEDULE	OF SCHEDULE	RPI	RPI	RPI	RPI
DIV. I ONLY	14- 15	169	6- 6	327	226	251	251	25	25	
DIV. I NON-CONF.	5- 6	190	0- 0	331	203	271	271	23	23	
TOTALS	RPI 1-25	RPI 26-50	W-L RECORDS	RPI 51-100	RPI 101-150	RPI 150+				
14- 15	0- 0	0- 3	OVERALL	0- 1	0- 2	14- 9				
9- 5	0- 0	0- 1	HOME	0- 1	0- 1	9- 2				
5- 10	0- 0	0- 2	AWAY	0- 0	0- 1	5- 7				
0- 0	0- 0	0- 0	NEUTRAL	0- 0	0- 0	0- 0				
5- 6	0- 0	0- 1	NON-CONFERENCE	0- 1	0- 0	5- 4				
3- 2	0- 0	0- 0	HOME	0- 1	0- 0	3- 1				
2- 4	0- 0	0- 1	AWAY	0- 0	0- 0	2- 3				
0- 0	0- 0	0- 0	NEUTRAL	0- 0	0- 0	0- 0				
9- 9	0- 0	0- 2	CONFERENCE	0- 0	0- 2	9- 5				
6- 3	0- 0	0- 1	HOME	0- 0	0- 1	6- 1				
3- 6	0- 0	0- 1	AWAY	0- 0	0- 1	3- 4				
0- 0	0- 0	0- 0	NEUTRAL	0- 0	0- 0	0- 0				

RPI S	Opponent	Score	RPI S	Opponent	Score	RPI S	Opponent	Score	RPI S	Opponent	Score	Team's RPI: 251
			31 A	Michigan	44 82	99 H	Bowling Green	74 79	149 A	Iona	58 60	
			48 A	Marist	41 68				149 H	Iona	65 76	
			48 H	Marist	51 71				184 A	Fairfield	54 61	
									184 H	Fairfield	50 39	
									192 A	Rider	64 59	
									192 H	Rider	62 58	
									200 A	Lehigh	49 72	
									206 A	Bucknell	69 77	
									216 H	St. Bonaventure	49 51	
									220 A	Loyola Maryland	68 71	
									220 H	Loyola Maryland	58 47	
									261 H	Colgate	66 63	
									264 A	Canisius	62 49	
									264 H	Canisius	36 51	
									265 A	Siena	43 59	
									265 H	Siena	70 62	
									266 A	Buffalo	51 65	
									278 A	Robert Morris	63 59	
									296 H	Oakland	70 59	
									311 A	Binghamton	63 57	
									320 A	Manhattan	52 61	
									320 H	Manhattan	48 43	
									331 A	Saint Peter's	54 46	
									331 H	Saint Peter's	67 55	
									339 H	Kent St.	82 55	
LAST 12 Division I GAMES:												
			320 A	Manhattan	52 61		331 H	Saint Peter's	67 55			
			264 H	Canisius	36 51		220 H	Loyola Maryland	58 47			
			320 H	Manhattan	48 43		192 A	Rider	64 59			
			184 H	Fairfield	50 39		220 A	Loyola Maryland	68 71			
			265 A	Siena	43 59		264 A	Canisius	62 49			
			48 A	Marist	41 68		149 A	Iona	58 60			

Non-Div I Games:

Niagara

■ Loss,
 ■ Non-Conf,
 ■ S Site,
 ■ H Home
 ■ A Away
 N Neutral

Average RPI Win: 260	WON-LOST	WINNING	LAST 12	STRENGTH OF	OPP. STRENGTH	TEAM	ADJ.	CONF.	ADJ CONF.
Average RPI Loss: 141	RECORD	PCT. RANK	GAMES	SCHEDULE	OF SCHEDULE	RPI	RPI	RPI	RPI
DIV. I ONLY	17- 10	94	6- 6	319	302	167	167	20	20
DIV. I NON-CONF.	8- 3	61	0- 0	306	304	113	113	20	20
TOTALS	RPI 1-25	RPI 26-50	W-L RECORDS	RPI 51-100	RPI 101-150	RPI 150+			
17- 10	0- 1	0- 1	OVERALL	0- 0	1- 3	16- 5			
7- 2	0- 0	0- 0	HOME	0- 0	1- 1	6- 1			
7- 8	0- 1	0- 1	AWAY	0- 0	0- 2	7- 4			
3- 0	0- 0	0- 0	NEUTRAL	0- 0	0- 0	3- 0			
8- 3	0- 1	0- 1	NON-CONFERENCE	0- 0	0- 0	8- 1			
2- 0	0- 0	0- 0	HOME	0- 0	0- 0	2- 0			
3- 3	0- 1	0- 1	AWAY	0- 0	0- 0	3- 1			
3- 0	0- 0	0- 0	NEUTRAL	0- 0	0- 0	3- 0			
9- 7	0- 0	0- 0	CONFERENCE	0- 0	1- 3	8- 4			
5- 2	0- 0	0- 0	HOME	0- 0	1- 1	4- 1			
4- 5	0- 0	0- 0	AWAY	0- 0	0- 2	4- 3			
0- 0	0- 0	0- 0	NEUTRAL	0- 0	0- 0	0- 0			

RPI 1-25				RPI 26-50				RPI 51-100				RPI 101+ Team's RPI: 167			
RPI	S	Opponent	Score	RPI	S	Opponent	Score	RPI	S	Opponent	Score	RPI	S	Opponent	Score
23	A	DePaul	57 87	33	A	Texas Tech	48 78					111	A	Sam Houston St.	60 74
												111	H	Sam Houston St.	63 70
												113	A	Oral Roberts	56 84
												113	H	Oral Roberts	69 66
												151	A	Lamar	57 59
												159	A	Arkansas St.	58 66
												168	A	McNeese St.	78 61
												177	A	Texas Southern	65 58
												196	A	Stephen F. Austin	66 74
												196	H	Stephen F. Austin	65 64
												226	H	La.-Monroe	85 60
												232	N	Southern Utah	65 54
												234	A	Central Ark.	68 62
												234	H	Central Ark.	56 72
												241	N	Mississippi Val.	60 57
												279	A	Northwestern St.	55 64
												279	H	Northwestern St.	67 50
												289	A	Southeastern La.	71 65
												289	H	Southeastern La.	69 65
												292	H	La.-Lafayette	71 62
												329	A	Alabama St.	57 46
												334	A	A&M-Corpus Christi	60 51
												334	H	A&M-Corpus Christi	70 53
												345	A	New Orleans	80 66
												345	N	New Orleans	75 45
LAST 12 Division I GAMES:															
334	A	A&M-Corpus Christi	60 51	234	A	Central Ark.	68 62								
111	A	Sam Houston St.	60 74	113	A	Oral Roberts	56 84								
151	A	Lamar	57 59	111	H	Sam Houston St.	63 70								
279	H	Northwestern St.	67 50	334	H	A&M-Corpus Christi	70 53								
196	H	Stephen F. Austin	65 64	196	A	Stephen F. Austin	66 74								
289	H	Southeastern La.	69 65	279	A	Northwestern St.	55 64								

Non-Div I Games:

Nicholls St.

■ Loss,
 ■ Non-Conf, S Site,
 ■ Home
 ■ Away
 N Neutral

Average RPI Win: 282	WON-LOST	WINNING	LAST 12	STRENGTH OF	OPP. STRENGTH	TEAM	ADJ.	CONF.	ADJ CONF.
Average RPI Loss: 201	RECORD	PCT. RANK	GAMES	SCHEDULE	OF SCHEDULE	RPI	RPI	RPI	RPI
DIV. I ONLY	5- 19	319	4- 8	279	326	332	332	30	30
DIV. I NON-CONF.	1- 9	323	0- 0	182	290	326	326	30	30
TOTALS	RPI 1-25	RPI 26-50	W-L RECORDS	RPI 51-100	RPI 101-150	RPI 150+			
5- 19	0- 0	0- 0	OVERALL	0- 4	0- 3	5- 12			
5- 4	0- 0	0- 0	HOME	0- 1	0- 0	5- 3			
0- 13	0- 0	0- 0	AWAY	0- 3	0- 2	0- 8			
0- 2	0- 0	0- 0	NEUTRAL	0- 0	0- 1	0- 1			
1- 9	0- 0	0- 0	NON-CONFERENCE	0- 2	0- 1	1- 6			
1- 2	0- 0	0- 0	HOME	0- 0	0- 0	1- 2			
0- 5	0- 0	0- 0	AWAY	0- 2	0- 0	0- 3			
0- 2	0- 0	0- 0	NEUTRAL	0- 0	0- 1	0- 1			
4- 10	0- 0	0- 0	CONFERENCE	0- 2	0- 2	4- 6			
4- 2	0- 0	0- 0	HOME	0- 1	0- 0	4- 1			
0- 8	0- 0	0- 0	AWAY	0- 1	0- 2	0- 5			
0- 0	0- 0	0- 0	NEUTRAL	0- 0	0- 0	0- 0			

RPI 1-25				RPI 26-50				RPI 51-100				RPI 101+				Team's RPI: 332	
RPI	S	Opponent	Score	RPI	S	Opponent	Score	RPI	S	Opponent	Score	RPI	S	Opponent	Score		
								64	A	East Carolina	46	54	106	N	Appalachian St.	61	68
								87	A	Hampton	42	83	119	A	South Carolina St.	59	62
								87	H	Hampton	41	76	148	A	Howard	45	56
								90	A	Virginia	23	66	157	A	Hofstra	47	82
													177	H	Texas Southern	53	68
													182	H	Penn	60	51
													218	A	Radford	50	73
													242	A	Coppin St.	49	79
													242	H	Coppin St.	51	56
													254	H	USC Upstate	64	71
													274	N	Northern Ill.	38	69
													286	A	Morgan St.	48	57
													286	H	Morgan St.	81	68
													290	A	Delaware St.	48	58
													290	H	Delaware St.	61	51
													314	H	Bethune-Cookman	67	40
													317	A	UNC Greensboro	63	71
													327	A	Savannah St.	55	62
													336	A	UMES	80	86
													336	H	UMES	54	51
LAST 12 Division I GAMES:																	
314	H	Bethune-Cookman	67	40	242	A	Coppin St.	49	79								
290	A	Delaware St.	48	58	87	H	Hampton	41	76								
87	A	Hampton	42	83	286	H	Morgan St.	81	68								
336	H	UMES	54	51	242	H	Coppin St.	51	56								
290	H	Delaware St.	61	51	148	A	Howard	45	56								
286	A	Morgan St.	48	57	336	A	UMES	80	86								

Non-Div I Games: Chowan 60 56

Norfolk St.

■ Loss,
 ■ Non-Conf,
 ■ S Site,
 ■ Home
 ■ A Away
 N Neutral

Average RPI Win: 132		WON-LOST	WINNING	LAST 12	STRENGTH OF	OPP. STRENGTH	TEAM	ADJ.	CONF.	ADJ CONF.
Average RPI Loss: 10		RECORD	PCT. RANK	GAMES	SCHEDULE	OF SCHEDULE	RPI	RPI	RPI	RPI
DIV. I ONLY		26- 5	17	8- 4	68	22	14	14	5	5
DIV. I NON-CONF.		12- 1	4	0- 0	174	45	27	27	4	4
TOTALS		RPI 1-25	RPI 26-50		W-L RECORDS		RPI 51-100	RPI 101-150	RPI 150+	
26- 5	2- 5	3- 0		OVERALL		7- 0	6- 0	8- 0		
17- 1	2- 1	1- 0		HOME		5- 0	3- 0	6- 0		
8- 4	0- 4	2- 0		AWAY		1- 0	3- 0	2- 0		
1- 0	0- 0	0- 0		NEUTRAL		1- 0	0- 0	0- 0		
12- 1	0- 1	2- 0		NON-CONFERENCE		4- 0	0- 0	6- 0		
9- 0	0- 0	1- 0		HOME		3- 0	0- 0	5- 0		
2- 1	0- 1	1- 0		AWAY		0- 0	0- 0	1- 0		
1- 0	0- 0	0- 0		NEUTRAL		1- 0	0- 0	0- 0		
14- 4	2- 4	1- 0		CONFERENCE		3- 0	6- 0	2- 0		
8- 1	2- 1	0- 0		HOME		2- 0	3- 0	1- 0		
6- 3	0- 3	1- 0		AWAY		1- 0	3- 0	1- 0		
0- 0	0- 0	0- 0		NEUTRAL		0- 0	0- 0	0- 0		

RPI 1-25				Team's RPI: 14		RPI 26-50				RPI 51-100				RPI 101+			
RPI	S	Opponent	Score	RPI	S	Opponent	Score	RPI	S	Opponent	Score	RPI	S	Opponent	Score		
6	A	Duke	58 65	35	H	Duquesne	62 58	58	H	Georgetown	63 48	109	A	North Carolina St.	70 66		
6	H	Duke	63 84	37	A	Iowa	77 64	61	H	Ohio St.	57 54	109	H	North Carolina St.	68 58		
7	A	Tennessee	57 102	50	A	Miami (FL)	64 62	64	N	East Carolina	76 67	131	A	Boston College	80 52		
10	A	Maryland	59 85					88	H	Davidson	70 59	131	H	Boston College	85 57		
10	H	Maryland	60 57					89	A	Georgia Tech	60 58	133	A	Virginia Tech	72 50		
20	A	Florida St.	73 80					89	H	Georgia Tech	79 58	133	H	Virginia Tech	48 45		
20	H	Florida St.	72 62					90	H	Virginia	71 60	174	H	Wake Forest	76 56		
												186	A	Clemson	65 58		
												209	H	La Salle	85 55		
												218	H	Radford	64 44		
												246	H	East Tenn. St.	85 44		
												280	A	Coastal Caro.	75 49		
												341	H	N.C. Central	49 21		
												342	H	UNC Asheville	101 42		
LAST 12 Division I GAMES:																	
6	A	Duke	58 65	89	A	Georgia Tech	60 58										
131	H	Boston College	85 57	131	A	Boston College	80 52										
109	H	North Carolina St.	68 58	6	H	Duke	63 84										
133	A	Virginia Tech	72 50	20	H	Florida St.	72 62										
20	A	Florida St.	73 80	50	A	Miami (FL)	64 62										
174	H	Wake Forest	76 56	10	A	Maryland	59 85										

Non-Div I Games:

North Carolina

Loss, Non-Conf, S Site, H Home A Away N Neutral

Average RPI Win:	165	WON-LOST	WINNING	LAST 12	STRENGTH OF	OPP. STRENGTH	TEAM	ADJ.	CONF.	ADJ CONF.
Average RPI Loss:	63	RECORD	PCT. RANK	GAMES	SCHEDULE	OF SCHEDULE	RPI	RPI	RPI	RPI
DIV. I ONLY	15- 15	158	7- 5	78	49	109	109	5	5	
DIV. I NON-CONF.	8- 4	84	0- 0	166	111	122	122	4	4	
<hr/>										
TOTALS	RPI 1-25	RPI 26-50	W-L RECORDS	RPI 51-100	RPI 101-150	RPI 150+				
15- 15	1- 5	0- 4	OVERALL	3- 3	4- 2	7- 1				
10- 6	0- 3	0- 2	HOME	2- 1	3- 0	5- 0				
4- 7	1- 2	0- 2	AWAY	1- 1	0- 1	2- 1				
1- 2	0- 0	0- 0	NEUTRAL	0- 1	1- 1	0- 0				
8- 4	0- 0	0- 2	NON-CONFERENCE	1- 1	3- 1	4- 0				
6- 1	0- 0	0- 1	HOME	1- 0	2- 0	3- 0				
1- 1	0- 0	0- 1	AWAY	0- 0	0- 0	1- 0				
1- 2	0- 0	0- 0	NEUTRAL	0- 1	1- 1	0- 0				
7- 11	1- 5	0- 2	CONFERENCE	2- 2	1- 1	3- 1				
4- 5	0- 3	0- 1	HOME	1- 1	1- 0	2- 0				
3- 6	1- 2	0- 1	AWAY	1- 1	0- 1	1- 1				
0- 0	0- 0	0- 0	NEUTRAL	0- 0	0- 0	0- 0				

RPI 1-25				RPI 26-50				RPI 51-100				RPI 101+ Team's RPI: 109			
RPI	S	Opponent	Score	RPI	S	Opponent	Score	RPI	S	Opponent	Score	RPI	S	Opponent	Score
6	H	Duke	57 67	27	H	Michigan St.	51 68	80	N	Florida	64 66	126	H	Presbyterian	76 30
10	A	Maryland	62 82	34	A	LSU	73 81	89	A	Georgia Tech	78 66	131	A	Boston College	69 81
14	A	North Carolina	58 68	50	A	Miami (FL)	53 79	89	H	Georgia Tech	70 79	133	H	Virginia Tech	58 39
14	H	North Carolina	66 70	50	H	Miami (FL)	55 59	90	A	Virginia	59 78	140	N	Arizona St.	72 68
20	A	Florida St.	76 69					90	H	Virginia	80 59	144	H	Elon	88 73
20	H	Florida St.	74 82					91	H	Auburn	85 71	150	N	UNI	72 76
												174	A	Wake Forest	56 69
												174	H	Wake Forest	64 55
												186	A	Clemson	63 47
												186	H	Clemson	79 45
												216	A	St. Bonaventure	70 66
												243	H	Longwood	102 49
												316	H	Wofford	85 45
												325	H	Charleston So.	81 54
LAST 12 Division I GAMES:															
186	A	Clemson	63 47	186	H	Clemson	79 45								
90	H	Virginia	80 59	174	H	Wake Forest	64 55								
14	A	North Carolina	58 68	131	A	Boston College	69 81								
50	H	Miami (FL)	55 59	89	A	Georgia Tech	78 66								
89	H	Georgia Tech	70 79	133	H	Virginia Tech	58 39								
20	A	Florida St.	76 69	20	H	Florida St.	74 82								

Non-Div I Games:

North Carolina St.

■ Loss,
 ■ Non-Conf,
 ■ S Site,
 ■ H Home
 ■ A Away
 N Neutral

Average RPI Win:	235	WON-LOST	WINNING	LAST 12	STRENGTH OF	OPP. STRENGTH	TEAM	ADJ.	CONF.	ADJ CONF.
Average RPI Loss:	120	RECORD	PCT. RANK	GAMES	SCHEDULE	OF SCHEDULE	RPI	RPI	RPI	RPI
DIV. I ONLY	10- 17	250	4- 8	166	163	236	236	16	16	
DIV. I NON-CONF.	4- 4	160	0- 0	107	91	104	104	13	13	
TOTALS	RPI 1-25	RPI 26-50	W-L RECORDS	RPI 51-100	RPI 101-150	RPI 150+				
10- 17	0- 0	0- 2	OVERALL	0- 8	3- 2	7- 5				
7- 6	0- 0	0- 0	HOME	0- 4	2- 0	5- 2				
3- 11	0- 0	0- 2	AWAY	0- 4	1- 2	2- 3				
0- 0	0- 0	0- 0	NEUTRAL	0- 0	0- 0	0- 0				
4- 4	0- 0	0- 2	NON-CONFERENCE	0- 2	1- 0	3- 0				
2- 1	0- 0	0- 0	HOME	0- 1	0- 0	2- 0				
2- 3	0- 0	0- 2	AWAY	0- 1	1- 0	1- 0				
0- 0	0- 0	0- 0	NEUTRAL	0- 0	0- 0	0- 0				
6- 13	0- 0	0- 0	CONFERENCE	0- 6	2- 2	4- 5				
5- 5	0- 0	0- 0	HOME	0- 3	2- 0	3- 2				
1- 8	0- 0	0- 0	AWAY	0- 3	0- 2	1- 3				
0- 0	0- 0	0- 0	NEUTRAL	0- 0	0- 0	0- 0				

RPI S	Opponent	Score	RPI S	Opponent	Score	RPI S	Opponent	Score	RPI S	Opponent	Score	Team's RPI: 236
29	A Iowa St.	34 73	35	A Duquesne	38 64	59	A South Fla.	58 85	103	A Utah	62 56	
						71	A Montana	45 77	120	A Idaho St.	43 60	
						71	H Montana	42 61	120	H Idaho St.	64 59	
						85	H Harvard	52 65	138	A Montana St.	49 64	
						93	A Northern Colo.	41 53	138	H Montana St.	62 55	
						93	H Northern Colo.	41 44	158	A Sacramento St.	62 80	
						97	A Eastern Wash.	72 75	158	H Sacramento St.	77 79	
						97	H Eastern Wash.	58 67	214	A Portland St.	66 73	
									214	H Portland St.	71 50	
									232	H Southern Utah	54 60	
									251	H Drake	67 63	
									262	A North Dakota St.	73 63	
									283	A Northern Ariz.	60 64	
									283	H Northern Ariz.	70 50	
									321	H Air Force	76 42	
									330	A Weber St.	56 51	
									330	H Weber St.	73 49	
LAST 12 Division I GAMES:												
97	H Eastern Wash.	58 67	138	H Montana St.	62 55							
214	H Portland St.	71 50	120	A Idaho St.	43 60							
93	H Northern Colo.	41 44	330	A Weber St.	56 51							
283	A Northern Ariz.	60 64	283	H Northern Ariz.	70 50							
158	A Sacramento St.	62 80	158	H Sacramento St.	77 79							
71	H Montana	42 61	214	A Portland St.	66 73							

Non-Div I Games: Jamestown 63 49

North Dakota

■ Loss,
 ■ Non-Conf,
 ■ S Site,
 ■ H Home
 ■ A Away
 N Neutral

Average RPI Win:	222	WON-LOST	WINNING	LAST 12	STRENGTH OF	OPP. STRENGTH	TEAM	ADJ.	CONF.	ADJ CONF.
Average RPI Loss:	178	RECORD	PCT. RANK	GAMES	SCHEDULE	OF SCHEDULE	RPI	RPI	RPI	RPI
DIV. I ONLY	9- 17	259	5- 7	167	258	262	262	22	22	
DIV. I NON-CONF.	4- 8	244	1- 1	110	269	237	237	21	21	
TOTALS	RPI 1-25	RPI 26-50	W-L RECORDS	RPI 51-100	RPI 101-150	RPI 150+				
9- 17	0- 1	0- 1	OVERALL	1- 3	1- 2	7- 10				
6- 7	0- 0	0- 0	HOME	1- 1	1- 1	4- 5				
2- 10	0- 1	0- 1	AWAY	0- 2	0- 1	2- 5				
1- 0	0- 0	0- 0	NEUTRAL	0- 0	0- 0	1- 0				
4- 8	0- 1	0- 1	NON-CONFERENCE	1- 1	0- 1	3- 4				
3- 3	0- 0	0- 0	HOME	1- 0	0- 1	2- 2				
0- 5	0- 1	0- 1	AWAY	0- 1	0- 0	0- 2				
1- 0	0- 0	0- 0	NEUTRAL	0- 0	0- 0	1- 0				
5- 9	0- 0	0- 0	CONFERENCE	0- 2	1- 1	4- 6				
3- 4	0- 0	0- 0	HOME	0- 1	1- 0	2- 3				
2- 5	0- 0	0- 0	AWAY	0- 1	0- 1	2- 3				
0- 0	0- 0	0- 0	NEUTRAL	0- 0	0- 0	0- 0				

RPI 1-25				RPI 26-50				RPI 51-100				RPI 101+ Team's RPI: 262			
RPI	S	Opponent	Score	RPI	S	Opponent	Score	RPI	S	Opponent	Score	RPI	S	Opponent	Score
21	A	Green Bay	37 72	26	A	Creighton	42 63	62	A	South Dakota St.	57 76	132	A	IUPUI	40 57
								62	H	South Dakota St.	70 94	132	H	IUPUI	71 68
								85	H	Harvard	81 72	150	H	UNI	50 66
								93	A	Northern Colo.	61 75	201	A	South Dakota	57 50
												201	H	South Dakota	52 73
												228	N	Prairie View	61 56
												236	H	North Dakota	63 73
												237	H	Milwaukee	60 48
												239	A	Western Ill.	50 55
												239	H	Western Ill.	83 85
												240	A	Neb. Omaha	52 61
												240	H	Neb. Omaha	63 62
												251	H	Drake	50 62
												255	A	IPFW	58 65
												255	H	IPFW	58 70
												277	A	Boise St.	61 80
												284	A	UMKC	60 62
												284	H	UMKC	59 48
												296	A	Oakland	60 59
												296	H	Oakland	73 68
LAST 12 Division I GAMES:															
				62	H	South Dakota St.	70 94	201	A	South Dakota	57 50				
				240	H	Neb. Omaha	63 62	284	A	UMKC	60 62				
				132	A	IUPUI	40 57	240	A	Neb. Omaha	52 61				
				239	A	Western Ill.	50 55	239	H	Western Ill.	83 85				
				255	H	IPFW	58 70	132	H	IUPUI	71 68				
				296	H	Oakland	73 68	296	A	Oakland	60 59				

Non-Div I Games: Mayville St. 111 75 Alas. Anchorage 47 73

North Dakota St.

Loss, Non-Conf, S Site, H Home A Away N Neutral

North Florida

Through Games Of Sunday, March 3, 2013

Average RPI Win:	278	WON-LOST	WINNING	LAST 12	STRENGTH OF	OPP. STRENGTH	TEAM	ADJ.	CONF.	ADJ CONF.
Average RPI Loss:	174	RECORD	PCT. RANK	GAMES	SCHEDULE	OF SCHEDULE	RPI	RPI	RPI	RPI
DIV. I ONLY	11- 18	238	4- 8	306	280	291	291	29	29	
DIV. I NON-CONF.	5- 8	220	0- 1	282	242	264	264	27	27	
TOTALS	RPI 1-25	RPI 26-50	W-L RECORDS	RPI 51-100	RPI 101-150	RPI 150+				
11- 18	0- 0	0- 3	OVERALL	0- 2	1- 5	10- 8				
8- 5	0- 0	0- 1	HOME	0- 0	1- 1	7- 3				
2- 13	0- 0	0- 2	AWAY	0- 2	0- 4	2- 5				
1- 0	0- 0	0- 0	NEUTRAL	0- 0	0- 0	1- 0				
5- 8	0- 0	0- 1	NON-CONFERENCE	0- 2	0- 2	5- 3				
4- 1	0- 0	0- 0	HOME	0- 0	0- 0	4- 1				
0- 7	0- 0	0- 1	AWAY	0- 2	0- 2	0- 2				
1- 0	0- 0	0- 0	NEUTRAL	0- 0	0- 0	1- 0				
6- 10	0- 0	0- 2	CONFERENCE	0- 0	1- 3	5- 5				
4- 4	0- 0	0- 1	HOME	0- 0	1- 1	3- 2				
2- 6	0- 0	0- 1	AWAY	0- 0	0- 2	2- 3				
0- 0	0- 0	0- 0	NEUTRAL	0- 0	0- 0	0- 0				

RPI S	Opponent	Score	RPI S	Opponent	Score	RPI S	Opponent	Score	RPI S	Opponent	Score	Team's RPI: 291
49	A FGCU	42 53	49	H FGCU	50 66	59	A South Fla.	44 66	105	A Stetson	57 71	
50	A Miami (FL)	24 77				80	A Florida	44 74	105	H Stetson	56 52	
									112	A FIU	44 63	
									136	A UCF	41 53	
									142	A Mercer	49 51	
									142	H Mercer	43 56	
									165	A Northern Ky.	44 57	
									165	H Northern Ky.	59 55	
									246	A East Tenn. St.	62 56	
									246	H East Tenn. St.	60 65	
									254	A USC Upstate	52 64	
									254	H USC Upstate	57 61	
									280	N Coastal Caro.	69 58	
									298	H Vermont	64 61	
									301	A Jacksonville	55 57	
									301	H Jacksonville	66 63	
									314	H Bethune-Cookman	56 55	
									327	A Savannah St.	40 49	
									333	A Kennesaw St.	40 50	
									333	H Kennesaw St.	52 49	
									335	A Lipscomb	61 49	
									335	H Lipscomb	77 64	
									336	H UMES	52 54	
									343	H Jacksonville St.	52 45	
LAST 12 Division I GAMES:												
335	A Lipscomb	61 49	142	A Mercer	49 51							
165	A Northern Ky.	44 57	49	H FGCU	50 66							
246	H East Tenn. St.	60 65	105	H Stetson	56 52							
254	H USC Upstate	57 61	254	A USC Upstate	52 64							
301	A Jacksonville	55 57	246	A East Tenn. St.	62 56							
333	A Kennesaw St.	40 50	301	H Jacksonville	66 63							

Non-Div I Games:

North Florida

■ Loss,
 ■ Non-Conf, S Site,
 ■ Home
 ■ Away
 N Neutral

North Texas

Through Games Of Sunday, March 3, 2013

Average RPI Win:	201	WON-LOST	WINNING	LAST 12	STRENGTH OF	OPP. STRENGTH	TEAM	ADJ.	CONF.	ADJ CONF.
Average RPI Loss:	149	RECORD	PCT. RANK	GAMES	SCHEDULE	OF SCHEDULE	RPI	RPI	RPI	RPI
DIV. I ONLY	11- 18	238	4- 8	144	144	213	213	12	12	
DIV. I NON-CONF.	1- 8	319	0- 0	202	145	316	316	14	14	
TOTALS	RPI 1-25	RPI 26-50	W-L RECORDS	RPI 51-100	RPI 101-150	RPI 150+				
11- 18	0- 0	0- 1	OVERALL	1- 5	1- 3	9- 9				
5- 8	0- 0	0- 0	HOME	0- 2	0- 2	5- 4				
5- 10	0- 0	0- 1	AWAY	1- 3	1- 1	3- 5				
1- 0	0- 0	0- 0	NEUTRAL	0- 0	0- 0	1- 0				
1- 8	0- 0	0- 1	NON-CONFERENCE	0- 2	0- 0	1- 5				
0- 3	0- 0	0- 0	HOME	0- 0	0- 0	0- 3				
0- 5	0- 0	0- 1	AWAY	0- 2	0- 0	0- 2				
1- 0	0- 0	0- 0	NEUTRAL	0- 0	0- 0	1- 0				
10- 10	0- 0	0- 0	CONFERENCE	1- 3	1- 3	8- 4				
5- 5	0- 0	0- 0	HOME	0- 2	0- 2	5- 1				
5- 5	0- 0	0- 0	AWAY	1- 1	1- 1	3- 3				
0- 0	0- 0	0- 0	NEUTRAL	0- 0	0- 0	0- 0				

RPI 1-25	RPI 26-50	RPI 51-100	RPI 101+	Team's RPI: 213
RPI S Opponent Score	RPI S Opponent Score	RPI S Opponent Score	RPI S Opponent Score	Score
	32 A Oklahoma 68 71	51 A Middle Tenn. 64 66	102 A Western Ky. 80 82	
		51 H Middle Tenn. 47 60	102 H Western Ky. 62 76	
		55 A SMU 63 67	112 A FIU 70 68	
		74 A UALR 68 65	112 H FIU 63 72	
		74 H UALR 48 52	155 A South Ala. 61 65	
		84 A Tulane 62 73	155 H South Ala. 67 47	
			159 A Arkansas St. 64 62	
			159 H Arkansas St. 53 51	
			170 H Arizona 66 71	
			178 A Alabama 83 88	
			188 A New Mexico 59 81	
			211 A Fla. Atlantic 67 79	
			211 H Fla. Atlantic 60 73	
			216 N St. Bonaventure 72 71	
			226 A La.-Monroe 76 75	
			226 H La.-Monroe 79 51	
			292 A La.-Lafayette 64 46	
			292 H La.-Lafayette 71 59	
			300 H Texas St. 83 88	
			302 A Troy 69 86	
			302 H Troy 87 71	
			308 H Texas-Arlington 50 59	
LAST 12 Division I GAMES:				
159 H Arkansas St. 53 51	102 H Western Ky. 62 76			
155 A South Ala. 61 65	159 A Arkansas St. 64 62			
211 H Fla. Atlantic 60 73	292 A La.-Lafayette 64 46			
302 A Troy 69 86	74 H UALR 48 52			
226 A La.-Monroe 76 75	51 H Middle Tenn. 47 60			
112 H FIU 63 72	211 A Fla. Atlantic 67 79			

Non-Div I Games:

North Texas

■ Loss,
■ Non-Conf,
■ S Site,
■ H Home
■ A Away
N Neutral

Northeastern

Through Games Of Sunday, March 3, 2013

Average RPI Win:	234	WON-LOST	WINNING	LAST 12	STRENGTH OF	OPP. STRENGTH	TEAM	ADJ.	CONF.	ADJ CONF.
Average RPI Loss:	130	RECORD	PCT. RANK	GAMES	SCHEDULE	OF SCHEDULE	RPI	RPI	RPI	RPI
DIV. I ONLY	16- 11	115	7- 5	217	145	122	122	14	14	
DIV. I NON-CONF.	7- 4	103	0- 0	265	137	140	140	15	15	
TOTALS	RPI 1-25	RPI 26-50	W-L RECORDS	RPI 51-100	RPI 101-150	RPI 150+				
16- 11	0- 2	0- 1	OVERALL	1- 2	1- 2	14- 4				
10- 2	0- 1	0- 0	HOME	1- 1	1- 0	8- 0				
6- 8	0- 1	0- 0	AWAY	0- 1	0- 2	6- 4				
0- 1	0- 0	0- 1	NEUTRAL	0- 0	0- 0	0- 0				
7- 4	0- 0	0- 1	NON-CONFERENCE	1- 0	0- 1	6- 2				
5- 0	0- 0	0- 0	HOME	1- 0	0- 0	4- 0				
2- 3	0- 0	0- 0	AWAY	0- 0	0- 1	2- 2				
0- 1	0- 0	0- 1	NEUTRAL	0- 0	0- 0	0- 0				
9- 7	0- 2	0- 0	CONFERENCE	0- 2	1- 1	8- 2				
5- 2	0- 1	0- 0	HOME	0- 1	1- 0	4- 0				
4- 5	0- 1	0- 0	AWAY	0- 1	0- 1	4- 2				
0- 0	0- 0	0- 0	NEUTRAL	0- 0	0- 0	0- 0				

RPI 1-25				RPI 26-50				RPI 51-100				RPI 101+ Team's RPI: 122			
RPI	S	Opponent	Score	RPI	S	Opponent	Score	RPI	S	Opponent	Score	RPI	S	Opponent	Score
17	A	Delaware	50 77	42	N	Quinnipiac	72 83	56	H	Boston U.	73 62	112	A	FIU	56 66
17	H	Delaware	51 76					82	A	James Madison	65 68	130	A	Old Dominion	67 70
								86	H	Drexel	73 85	130	H	Old Dominion	79 60
												152	H	Holy Cross	70 48
												153	A	Temple	59 63
												157	A	Hofstra	59 57
												209	A	La Salle	76 45
												227	H	Dartmouth	80 45
												230	A	Eastern Mich.	47 50
												256	A	Georgia St.	68 55
												256	H	Georgia St.	65 50
												270	A	Towson	69 73
												270	H	Towson	59 56
												271	A	George Mason	60 51
												271	H	George Mason	69 63
												288	A	William & Mary	70 78
												288	H	William & Mary	71 69
												294	A	NJIT	59 45
												297	H	Massachusetts	78 51
												299	A	UNC Wilmington	67 52
												303	H	Rhode Island	94 53
LAST 12 Division I GAMES:															
130	H	Old Dominion	79 60	157	A	Hofstra	59 57								
270	A	Towson	69 73	270	H	Towson	59 56								
299	A	UNC Wilmington	67 52	17	A	Delaware	50 77								
256	H	Georgia St.	65 50	86	H	Drexel	73 85								
130	A	Old Dominion	67 70	271	A	George Mason	60 51								
288	A	William & Mary	70 78	256	A	Georgia St.	68 55								

Non-Div I Games:

Northeastern

■ Loss,
 ■ Non-Conf, S Site,
 ■ Home
 ■ Away
 N Neutral

Average RPI Win:	229	WON-LOST	WINNING	LAST 12	STRENGTH OF	OPP. STRENGTH	TEAM	ADJ.	CONF.	ADJ CONF.
Average RPI Loss:	173	RECORD	PCT. RANK	GAMES	SCHEDULE	OF SCHEDULE	RPI	RPI	RPI	RPI
DIV. I ONLY	8- 19	290	4- 8	247	222	283	283	16	16	
DIV. I NON-CONF.	1- 8	319	0- 0	250	319	327	327	13	13	
TOTALS	RPI 1-25	RPI 26-50	W-L RECORDS	RPI 51-100	RPI 101-150	RPI 150+				
8- 19	0- 1	0- 0	OVERALL	2- 3	0- 3	6- 12				
4- 8	0- 0	0- 0	HOME	1- 1	0- 1	3- 6				
4- 11	0- 1	0- 0	AWAY	1- 2	0- 2	3- 6				
0- 0	0- 0	0- 0	NEUTRAL	0- 0	0- 0	0- 0				
1- 8	0- 1	0- 0	NON-CONFERENCE	0- 0	0- 0	1- 7				
0- 4	0- 0	0- 0	HOME	0- 0	0- 0	0- 4				
1- 4	0- 1	0- 0	AWAY	0- 0	0- 0	1- 3				
0- 0	0- 0	0- 0	NEUTRAL	0- 0	0- 0	0- 0				
7- 11	0- 0	0- 0	CONFERENCE	2- 3	0- 3	5- 5				
4- 4	0- 0	0- 0	HOME	1- 1	0- 1	3- 2				
3- 7	0- 0	0- 0	AWAY	1- 2	0- 2	2- 3				
0- 0	0- 0	0- 0	NEUTRAL	0- 0	0- 0	0- 0				

RPI 1-25				RPI 26-50				RPI 51-100				RPI 101+				Team's RPI: 283	
RPI	S	Opponent	Score	RPI	S	Opponent	Score	RPI	S	Opponent	Score	RPI	S	Opponent	Score		
15	A	Nebraska	55 77					71	A	Montana	71 79	120	A	Idaho St.	46 67		
								93	A	Northern Colo.	54 69	120	H	Idaho St.	48 52		
								93	H	Northern Colo.	43 71	138	A	Montana St.	52 69		
								97	A	Eastern Wash.	62 58	158	A	Sacramento St.	67 73		
								97	H	Eastern Wash.	83 68	158	H	Sacramento St.	68 78		
												166	H	Bradley	83 95		
												188	A	New Mexico	57 68		
												214	A	Portland St.	61 66		
												214	H	Portland St.	59 60		
												224	A	UC Riverside	43 71		
												232	A	Southern Utah	71 61		
												232	H	Southern Utah	76 74		
												236	A	North Dakota	50 70		
												236	H	North Dakota	64 60		
												240	A	Neb. Omaha	75 79		
												260	H	Western Mich.	67 78		
												281	A	Cal St. Fullerton	55 54		
												293	H	CSU Bakersfield	68 71		
												295	H	Utah Valley	44 62		
												330	A	Weber St.	65 49		
												330	H	Weber St.	76 55		
LAST 12 Division I GAMES:																	
330	A	Weber St.	65 49	214	A	Portland St.	61 66										
120	A	Idaho St.	46 67	232	H	Southern Utah	76 74										
158	H	Sacramento St.	68 78	158	A	Sacramento St.	67 73										
236	H	North Dakota	64 60	236	A	North Dakota	50 70										
93	H	Northern Colo.	43 71	93	A	Northern Colo.	54 69										
97	A	Eastern Wash.	62 58	120	H	Idaho St.	48 52										

Non-Div I Games:

Northern Ariz.

■ Loss,
■ Non-Conf, S Site,
■ Home
■ Away
N Neutral

Northern Colo.

Through Games Of Sunday, March 3, 2013

Average RPI Win:	210	WON-LOST	WINNING	LAST 12	STRENGTH OF	OPP. STRENGTH	TEAM	ADJ.	CONF.	ADJ CONF.
Average RPI Loss:	125	RECORD	PCT. RANK	GAMES	SCHEDULE	OF SCHEDULE	RPI	RPI	RPI	RPI
DIV. I ONLY	17- 10	94	11- 1	188	157	93	93	16	16	
DIV. I NON-CONF.	2- 6	289	0- 0	177	82	259	259	13	13	
TOTALS	RPI 1-25	RPI 26-50	W-L RECORDS	RPI 51-100	RPI 101-150	RPI 150+				
17- 10	0- 0	0- 1	OVERALL	2- 4	3- 2	12- 3				
11- 1	0- 0	0- 0	HOME	2- 0	2- 0	7- 1				
6- 9	0- 0	0- 1	AWAY	0- 4	1- 2	5- 2				
0- 0	0- 0	0- 0	NEUTRAL	0- 0	0- 0	0- 0				
2- 6	0- 0	0- 1	NON-CONFERENCE	0- 2	0- 1	2- 2				
2- 0	0- 0	0- 0	HOME	0- 0	0- 0	2- 0				
0- 6	0- 0	0- 1	AWAY	0- 2	0- 1	0- 2				
0- 0	0- 0	0- 0	NEUTRAL	0- 0	0- 0	0- 0				
15- 4	0- 0	0- 0	CONFERENCE	2- 2	3- 1	10- 1				
9- 1	0- 0	0- 0	HOME	2- 0	2- 0	5- 1				
6- 3	0- 0	0- 0	AWAY	0- 2	1- 1	5- 0				
0- 0	0- 0	0- 0	NEUTRAL	0- 0	0- 0	0- 0				

RPI S	Opponent	Score	RPI S	Opponent	Score	RPI S	Opponent	Score	RPI S	Opponent	Score
33	A Texas Tech	41 68	65	A Wichita St.	35 51	103	A Utah	55 62			
			71	A Montana	42 56	120	A Idaho St.	50 49			
			71	H Montana	54 41	120	H Idaho St.	71 63			
			77	A San Diego	44 78	138	A Montana St.	58 65			
			97	A Eastern Wash.	38 63	138	H Montana St.	62 51			
			97	H Eastern Wash.	67 66	158	A Sacramento St.	81 73			
						158	H Sacramento St.	79 63			
						198	A Denver	46 57			
						214	A Portland St.	67 42			
						214	H Portland St.	63 48			
						231	A Colorado St.	43 56			
						232	H Southern Utah	57 73			
						236	A North Dakota	44 41			
						236	H North Dakota	53 41			
						262	H North Dakota St.	75 61			
						283	A Northern Ariz.	71 43			
						283	H Northern Ariz.	69 54			
						321	H Air Force	68 44			
						330	A Weber St.	65 47			
						330	H Weber St.	69 48			
LAST 12 Division I GAMES:											
214	H Portland St.	63 48	138	H Montana St.	62 51						
97	H Eastern Wash.	67 66	71	H Montana	54 41						
232	H Southern Utah	57 73	330	A Weber St.	65 47						
236	A North Dakota	44 41	120	A Idaho St.	50 49						
158	A Sacramento St.	81 73	158	H Sacramento St.	79 63						
283	A Northern Ariz.	71 43	283	H Northern Ariz.	69 54						

Non-Div I Games: Johnson & Wales (CC102 33

Northern Colo.

Loss, Non-Conf, S Site, H Home A Away N Neutral

Average RPI Win:	245	WON-LOST	WINNING	LAST 12	STRENGTH OF	OPP. STRENGTH	TEAM	ADJ.	CONF.	ADJ CONF.
Average RPI Loss:	148	RECORD	PCT. RANK	GAMES	SCHEDULE	OF SCHEDULE	RPI	RPI	RPI	RPI
DIV. I ONLY	7- 21	303	2- 10	161	179	274	274	18	18	
DIV. I NON-CONF.	5- 8	220	0- 0	162	180	196	196	18	18	
TOTALS	RPI 1-25	RPI 26-50	W-L RECORDS	RPI 51-100	RPI 101-150	RPI 150+				
7- 21	0- 1	0- 3	OVERALL	1- 4	1- 2	5- 11				
2- 9	0- 0	0- 1	HOME	0- 3	1- 1	1- 4				
3- 11	0- 1	0- 2	AWAY	0- 1	0- 1	3- 6				
2- 1	0- 0	0- 0	NEUTRAL	1- 0	0- 0	1- 1				
5- 8	0- 1	0- 1	NON-CONFERENCE	1- 1	1- 1	3- 4				
2- 1	0- 0	0- 0	HOME	0- 1	1- 0	1- 0				
1- 6	0- 1	0- 1	AWAY	0- 0	0- 1	1- 3				
2- 1	0- 0	0- 0	NEUTRAL	1- 0	0- 0	1- 1				
2- 13	0- 0	0- 2	CONFERENCE	0- 3	0- 1	2- 7				
0- 8	0- 0	0- 1	HOME	0- 2	0- 1	0- 4				
2- 5	0- 0	0- 1	AWAY	0- 1	0- 0	2- 3				
0- 0	0- 0	0- 0	NEUTRAL	0- 0	0- 0	0- 0				

RPI 1-25				RPI 26-50				RPI 51-100				RPI 101+ Team's RPI: 274			
RPI	S	Opponent	Score	RPI	S	Opponent	Score	RPI	S	Opponent	Score	RPI	S	Opponent	Score
23	A	DePaul	46 68	37	A	Iowa	40 63	62	H	South Dakota St.	58 59	117	H	Akron	52 63
				45	A	Toledo	40 72	76	A	Central Mich.	56 83	118	H	Eastern Ill.	48 38
				45	H	Toledo	42 44	76	H	Central Mich.	61 82	124	A	Indiana St.	52 58
								88	N	Davidson	64 61	156	H	Miami (OH)	51 65
								99	H	Bowling Green	49 60	166	A	Bradley	58 67
												187	A	Ball St.	54 64
												187	H	Ball St.	51 57
												202	N	Xavier	54 66
												208	H	Loyola Chicago	67 63
												230	A	Eastern Mich.	62 67
												230	H	Eastern Mich.	45 54
												249	A	Valparaiso	49 54
												260	H	Western Mich.	51 54
												266	A	Buffalo	53 60
												273	A	Ill.-Chicago	61 66
												305	A	Morehead St.	76 46
												322	A	Ohio	73 52
												332	N	Norfolk St.	69 38
												339	A	Kent St.	52 47
LAST 12 Division I GAMES:															
				76	H	Central Mich.	61 82	322	A	Ohio	73 52				
				230	H	Eastern Mich.	45 54	156	H	Miami (OH)	51 65				
				187	A	Ball St.	54 64	230	A	Eastern Mich.	62 67				
				45	A	Toledo	40 72	45	H	Toledo	42 44				
				99	H	Bowling Green	49 60	260	H	Western Mich.	51 54				
				339	A	Kent St.	52 47	76	A	Central Mich.	56 83				

Non-Div I Games:

Northern Ill.

■ Loss,
 ■ Non-Conf,
 S Site,
 ■ Home
 ■ Away
 N Neutral

Average RPI Win:	248	WON-LOST	WINNING	LAST 12	STRENGTH OF	OPP. STRENGTH	TEAM	ADJ.	CONF.	ADJ CONF.
Average RPI Loss:	152	RECORD	PCT. RANK	GAMES	SCHEDULE	OF SCHEDULE	RPI	RPI	RPI	RPI
DIV. I ONLY	15- 12	133	9- 3	215	287	165	165	31	31	
DIV. I NON-CONF.	15- 12	142	9- 3	213	309	173	173	32	32	
TOTALS	RPI 1-25	RPI 26-50	W-L RECORDS	RPI 51-100	RPI 101-150	RPI 150+				
15- 12	0- 0	0- 2	OVERALL	1- 0	2- 4	12- 6				
9- 3	0- 0	0- 1	HOME	1- 0	1- 2	7- 0				
6- 9	0- 0	0- 1	AWAY	0- 0	1- 2	5- 6				
0- 0	0- 0	0- 0	NEUTRAL	0- 0	0- 0	0- 0				
15- 12	0- 0	0- 2	NON-CONFERENCE	1- 0	2- 4	12- 6				
9- 3	0- 0	0- 1	HOME	1- 0	1- 2	7- 0				
6- 9	0- 0	0- 1	AWAY	0- 0	1- 2	5- 6				
0- 0	0- 0	0- 0	NEUTRAL	0- 0	0- 0	0- 0				
0- 0	0- 0	0- 0	CONFERENCE	0- 0	0- 0	0- 0				
0- 0	0- 0	0- 0	HOME	0- 0	0- 0	0- 0				
0- 0	0- 0	0- 0	AWAY	0- 0	0- 0	0- 0				
0- 0	0- 0	0- 0	NEUTRAL	0- 0	0- 0	0- 0				

RPI S	Opponent	Score	RPI S	Opponent	Score	RPI S	Opponent	Score	RPI S	Opponent	Score	Team's RPI: 165
49	A FGCU	50 79	49	H FGCU	53 68	60	H Youngstown St.	66 64	102	A Western Ky.	53 65	
									104	H Butler	56 66	
									105	A Stetson	39 62	
									105	H Stetson	73 68	
									142	A Mercer	69 60	
									142	H Mercer	67 77	
									154	A Missouri St.	67 70	
									156	A Miami (OH)	52 63	
									161	A Cincinnati	31 49	
									187	A Ball St.	69 67	
									208	A Loyola Chicago	65 77	
									246	A East Tenn. St.	77 76	
									246	H East Tenn. St.	68 55	
									254	A USC Upstate	81 61	
									254	H USC Upstate	70 62	
									291	A North Florida	55 59	
									291	H North Florida	57 44	
									299	H UNC Wilmington	71 55	
									301	A Jacksonville	60 65	
									301	H Jacksonville	76 71	
									333	A Kennesaw St.	55 49	
									333	H Kennesaw St.	65 49	
									335	A Lipscomb	75 58	
									335	H Lipscomb	66 33	
LAST 12 Division I GAMES:												
301	H Jacksonville	76 71	335	A Lipscomb	75 58							
291	H North Florida	57 44	246	A East Tenn. St.	77 76							
333	A Kennesaw St.	55 49	254	A USC Upstate	81 61							
142	A Mercer	69 60	142	H Mercer	67 77							
49	H FGCU	53 68	333	H Kennesaw St.	65 49							
105	H Stetson	73 68	105	A Stetson	39 62							

Non-Div I Games:

Northern Ky.

■ Loss,
 ■ Non-Conf, S Site,
 ■ Home
 ■ Away
 N Neutral

Northwestern

Through Games Of Sunday, March 3, 2013

Average RPI Win:	149	WON-LOST	WINNING	LAST 12	STRENGTH OF	OPP. STRENGTH	TEAM	ADJ.	CONF.	ADJ CONF.
Average RPI Loss:	53	RECORD	PCT. RANK	GAMES	SCHEDULE	OF SCHEDULE	RPI	RPI	RPI	RPI
DIV. I ONLY	13- 16	194	5- 7	35	28	100	100	2	2	
DIV. I NON-CONF.	8- 5	114	0- 0	90	63	92	92	2	2	
TOTALS	RPI 1-25	RPI 26-50	W-L RECORDS	RPI 51-100	RPI 101-150	RPI 150+				
13- 16	0- 5	1- 5	OVERALL	3- 4	4- 0	5- 2				
8- 8	0- 2	0- 3	HOME	1- 3	3- 0	4- 0				
4- 8	0- 3	1- 2	AWAY	2- 1	1- 0	0- 2				
1- 0	0- 0	0- 0	NEUTRAL	0- 0	0- 0	1- 0				
8- 5	0- 2	0- 0	NON-CONFERENCE	1- 2	3- 0	4- 1				
6- 2	0- 1	0- 0	HOME	1- 1	2- 0	3- 0				
1- 3	0- 1	0- 0	AWAY	0- 1	1- 0	0- 1				
1- 0	0- 0	0- 0	NEUTRAL	0- 0	0- 0	1- 0				
5- 11	0- 3	1- 5	CONFERENCE	2- 2	1- 0	1- 1				
2- 6	0- 1	0- 3	HOME	0- 2	1- 0	1- 0				
3- 5	0- 2	1- 2	AWAY	2- 0	0- 0	0- 1				
0- 0	0- 0	0- 0	NEUTRAL	0- 0	0- 0	0- 0				

RPI	S	Opponent	Score	RPI	S	Opponent	Score	RPI	S	Opponent	Score	RPI	S	Opponent	Score
5	A	Penn St.	69 73	27	A	Michigan St.	45 54	61	H	Ohio St.	52 59	129	H	Wisconsin	54 52
8	H	California	65 71	27	H	Michigan St.	62 67	63	A	Illinois	62 58	131	A	Boston College	67 63
15	H	Nebraska	50 55	31	A	Michigan	50 55	63	H	Illinois	47 65	139	H	UT Martin	79 69
18	A	Purdue	73 77	31	H	Michigan	53 67	68	A	Minnesota	70 63	148	H	Howard	61 45
23	A	DePaul	61 89	37	A	Iowa	67 65	70	A	Illinois St.	46 64	157	A	Hofstra	54 63
				37	H	Iowa	45 62	76	H	Central Mich.	82 72	181	H	Yale	83 75
								99	H	Bowling Green	37 60	183	A	Indiana	64 68
												183	H	Indiana	53 39
												208	H	Loyola Chicago	80 53
												238	N	Ole Miss	73 69
												340	H	Chicago St.	82 38
LAST 12 Division I GAMES:															
37	H	Iowa	45 62	15	H	Nebraska	50 55								
31	A	Michigan	50 55	37	A	Iowa	67 65								
129	H	Wisconsin	54 52	27	H	Michigan St.	62 67								
27	A	Michigan St.	45 54	183	H	Indiana	53 39								
68	A	Minnesota	70 63	18	A	Purdue	73 77								
61	H	Ohio St.	52 59	63	A	Illinois	62 58								

Non-Div I Games:

Northwestern

■ Loss,
 ■ Non-Conf, S Site,
 ■ Home
 ■ Away
 N Neutral

Average RPI Win:	265	WON-LOST	WINNING	LAST 12	STRENGTH OF	OPP. STRENGTH	TEAM	ADJ.	CONF.	ADJ CONF.
Average RPI Loss:	169	RECORD	PCT. RANK	GAMES	SCHEDULE	OF SCHEDULE	RPI	RPI	RPI	RPI
DIV. I ONLY	10- 16	235	6- 6	310	314	279	279	20	20	
DIV. I NON-CONF.	4- 6	216	1- 0	338	313	298	298	20	20	
TOTALS	RPI 1-25	RPI 26-50	W-L RECORDS	RPI 51-100	RPI 101-150	RPI 150+				
10- 16	0- 0	0- 1	OVERALL	0- 1	1- 2	9- 12				
7- 3	0- 0	0- 0	HOME	0- 0	1- 0	6- 3				
2- 13	0- 0	0- 1	AWAY	0- 1	0- 2	2- 9				
1- 0	0- 0	0- 0	NEUTRAL	0- 0	0- 0	1- 0				
4- 6	0- 0	0- 1	NON-CONFERENCE	0- 1	0- 0	4- 4				
2- 1	0- 0	0- 0	HOME	0- 0	0- 0	2- 1				
1- 5	0- 0	0- 1	AWAY	0- 1	0- 0	1- 3				
1- 0	0- 0	0- 0	NEUTRAL	0- 0	0- 0	1- 0				
6- 10	0- 0	0- 0	CONFERENCE	0- 0	1- 2	5- 8				
5- 2	0- 0	0- 0	HOME	0- 0	1- 0	4- 2				
1- 8	0- 0	0- 0	AWAY	0- 0	0- 2	1- 6				
0- 0	0- 0	0- 0	NEUTRAL	0- 0	0- 0	0- 0				

RPI 1-25				RPI 26-50				RPI 51-100				RPI 101+				Team's RPI: 279	
RPI	S	Opponent	Score	RPI	S	Opponent	Score	RPI	S	Opponent	Score	RPI	S	Opponent	Score		
				32	A	Oklahoma	35 96	74	A	Arkansas	41 80	111	A	Sam Houston St.	61 72		
												113	A	Oral Roberts	55 66		
												113	H	Oral Roberts	67 63		
												151	A	Lamar	34 53		
												151	H	Lamar	68 71		
												167	A	Nicholls St.	50 67		
												167	H	Nicholls St.	64 55		
												168	A	McNeese St.	54 80		
												168	H	McNeese St.	64 62		
												171	A	Houston	51 67		
												185	A	Mississippi St.	49 65		
												196	A	Stephen F. Austin	44 48		
												196	H	Stephen F. Austin	50 57		
												228	H	Prairie View	31 63		
												234	A	Central Ark.	44 60		
												234	H	Central Ark.	52 47		
												238	A	Ole Miss	51 67		
												289	A	Southeastern La.	60 66		
												289	H	Southeastern La.	64 55		
												318	N	Tex.-Pan American	63 53		
												334	A	A&M-Corpus Christi	68 58		
												338	H	Alcorn	55 50		
												345	A	New Orleans	53 52		
												345	H	New Orleans	63 50		
LAST 12 Division I GAMES:																	
				196	A	Stephen F. Austin	44 48	113	H	Oral Roberts	67 63						
				345	H	New Orleans	63 50	168	A	McNeese St.	54 80						
				334	A	A&M-Corpus Christi	68 58	151	A	Lamar	34 53						
				167	A	Nicholls St.	50 67	196	H	Stephen F. Austin	50 57						
				289	A	Southeastern La.	60 66	289	H	Southeastern La.	64 55						
				234	H	Central Ark.	52 47	167	H	Nicholls St.	64 55						

Non-Div I Games: Wiley 65 57

Northwestern St.

■ Loss,
 ■ Non-Conf, S Site,
 ■ Home
 ■ Away
 N Neutral

Average RPI Win:	99	WON-LOST	WINNING	LAST 12	STRENGTH OF	OPP. STRENGTH	TEAM	ADJ.	CONF.	ADJ CONF.
Average RPI Loss:	1	RECORD	PCT. RANK	GAMES	SCHEDULE	OF SCHEDULE	RPI	RPI	RPI	RPI
DIV. I ONLY	27- 1	2	12- 0	26	2	4	4	4	4	4
DIV. I NON-CONF.	12- 1	4	1- 0	16	3	4	4	3	3	3
TOTALS	RPI 1-25	RPI 26-50	W-L RECORDS	RPI 51-100	RPI 101-150	RPI 150+				
27- 1	8- 1	2- 0	OVERALL	7- 0	3- 0	7- 0				
12- 1	2- 1	2- 0	HOME	2- 0	3- 0	3- 0				
11- 0	5- 0	0- 0	AWAY	3- 0	0- 0	3- 0				
4- 0	1- 0	0- 0	NEUTRAL	2- 0	0- 0	1- 0				
12- 1	4- 1	0- 0	NON-CONFERENCE	3- 0	3- 0	2- 0				
5- 1	1- 1	0- 0	HOME	0- 0	3- 0	1- 0				
3- 0	2- 0	0- 0	AWAY	1- 0	0- 0	0- 0				
4- 0	1- 0	0- 0	NEUTRAL	2- 0	0- 0	1- 0				
15- 0	4- 0	2- 0	CONFERENCE	4- 0	0- 0	5- 0				
7- 0	1- 0	2- 0	HOME	2- 0	0- 0	2- 0				
8- 0	3- 0	0- 0	AWAY	2- 0	0- 0	3- 0				
0- 0	0- 0	0- 0	NEUTRAL	0- 0	0- 0	0- 0				

RPI	S	Opponent	Score	RPI	S	Opponent	Score	RPI	S	Opponent	Score	RPI	S	Opponent	Score
1	H	Baylor	61 73	38	H	St. John's (NY)	74 50	57	A	Marquette	87 49	137	H	Saint Francis (PA)	128 55
2	A	Connecticut	73 72	46	H	Syracuse	79 68	58	H	Georgetown	79 64	142	H	Mercer	93 36
7	A	Tennessee	77 67					59	A	South Fla.	75 71	143	H	Utah St.	109 70
13	A	UCLA	76 64					61	N	Ohio St.	57 51	161	H	Cincinnati	64 42
16	N	Texas A&M	83 74					72	H	Rutgers	71 46	197	A	Providence	92 57
18	H	Purdue	74 47					76	A	Central Mich.	72 63	197	H	Providence	89 44
22	H	Louisville	93 64					78	N	Kansas St.	87 57	203	A	Seton Hall	69 49
23	A	DePaul	84 56									225	A	Pittsburgh	73 47
24	A	Villanova	59 52									297	H	Massachusetts	94 50
												310	N	Alabama A&M	100 39
LAST 12 Division I GAMES:															
197	A	Providence	92 57	24	A	Villanova	59 52								
46	H	Syracuse	79 68	161	H	Cincinnati	64 42								
23	A	DePaul	84 56	7	A	Tennessee	77 67								
57	A	Marquette	87 49	197	H	Providence	89 44								
22	H	Louisville	93 64	225	A	Pittsburgh	73 47								
203	A	Seton Hall	69 49	38	H	St. John's (NY)	74 50								

Non-Div I Games:

Notre Dame

Oakland

Through Games Of Sunday, March 3, 2013

Average RPI Win: 218	WON-LOST	WINNING	LAST 12	STRENGTH OF	OPP. STRENGTH	TEAM	ADJ.	CONF.	ADJ CONF.
Average RPI Loss: 190	RECORD	PCT. RANK	GAMES	SCHEDULE	OF SCHEDULE	RPI	RPI	RPI	RPI
DIV. I ONLY	7- 19	299	2- 10	204	210	296	296	22	22
DIV. I NON-CONF.	4- 8	244	0- 1	154	202	253	253	21	21
TOTALS	RPI 1-25	RPI 26-50	W-L RECORDS	RPI 51-100	RPI 101-150	RPI 150+			
7- 19	0- 2	0- 1	OVERALL	0- 2	2- 1	5- 13			
5- 9	0- 1	0- 1	HOME	0- 1	2- 0	3- 6			
2- 10	0- 1	0- 0	AWAY	0- 1	0- 1	2- 7			
0- 0	0- 0	0- 0	NEUTRAL	0- 0	0- 0	0- 0			
4- 8	0- 2	0- 1	NON-CONFERENCE	0- 0	1- 0	3- 5			
3- 4	0- 1	0- 1	HOME	0- 0	1- 0	2- 2			
1- 4	0- 1	0- 0	AWAY	0- 0	0- 0	1- 3			
0- 0	0- 0	0- 0	NEUTRAL	0- 0	0- 0	0- 0			
3- 11	0- 0	0- 0	CONFERENCE	0- 2	1- 1	2- 8			
2- 5	0- 0	0- 0	HOME	0- 1	1- 0	1- 4			
1- 6	0- 0	0- 0	AWAY	0- 1	0- 1	1- 4			
0- 0	0- 0	0- 0	NEUTRAL	0- 0	0- 0	0- 0			

RPI 1-25				RPI 26-50				RPI 51-100				RPI 101+ Team's RPI: 296			
RPI	S	Opponent	Score	RPI	S	Opponent	Score	RPI	S	Opponent	Score	RPI	S	Opponent	Score
2	A	Connecticut	25 97	27	H	Michigan St.	43 75	62	A	South Dakota St.	48 83	115	H	American	70 60
18	H	Purdue	46 77					62	H	South Dakota St.	43 64	132	A	IUPUI	37 59
												132	H	IUPUI	68 59
												201	A	South Dakota	49 64
												201	H	South Dakota	59 46
												239	A	Western Ill.	53 64
												239	H	Western Ill.	73 81
												240	A	Neb. Omaha	41 59
												240	H	Neb. Omaha	63 67
												251	A	Niagara	59 70
												255	A	IPFW	55 57
												255	H	IPFW	71 87
												260	H	Western Mich.	73 70
												262	A	North Dakota St.	68 73
												262	H	North Dakota St.	59 60
												264	A	Canisius	52 51
												266	H	Buffalo	59 61
												271	H	George Mason	62 58
												284	A	UMKC	55 46
												284	H	UMKC	53 59
												320	A	Manhattan	43 47
LAST 12 Division I GAMES:															
239	A	Western Ill.	53 64	262	A	North Dakota St.	68 73								
132	A	IUPUI	37 59	240	H	Neb. Omaha	63 67								
255	H	IPFW	71 87	255	A	IPFW	55 57								
284	H	UMKC	53 59	201	A	South Dakota	49 64								
201	H	South Dakota	59 46	284	A	UMKC	55 46								
62	A	South Dakota St.	48 83	262	H	North Dakota St.	59 60								

Non-Div I Games: Mich.-Dearborn 78 53 Rochester College 65 34

Oakland

■ Loss,
 ■ Non-Conf, S Site,
 ■ Home
 ■ Away
 N Neutral

Average RPI Win:	253	WON-LOST	WINNING	LAST 12	STRENGTH OF	OPP. STRENGTH	TEAM	ADJ.	CONF.	ADJ CONF.
Average RPI Loss:	189	RECORD	PCT. RANK	GAMES	SCHEDULE	OF SCHEDULE	RPI	RPI	RPI	RPI
DIV. I ONLY	6- 21	313	1- 11	307	211	322	322	18	18	
DIV. I NON-CONF.	5- 7	211	0- 0	308	228	272	272	18	18	
TOTALS	RPI 1-25	RPI 26-50	W-L RECORDS	RPI 51-100	RPI 101-150	RPI 150+				
6- 21	0- 0	0- 2	OVERALL	0- 4	0- 3	6- 12				
3- 10	0- 0	0- 1	HOME	0- 2	0- 2	3- 5				
3- 10	0- 0	0- 1	AWAY	0- 2	0- 1	3- 6				
0- 1	0- 0	0- 0	NEUTRAL	0- 0	0- 0	0- 1				
5- 7	0- 0	0- 1	NON-CONFERENCE	0- 1	0- 1	5- 4				
3- 3	0- 0	0- 1	HOME	0- 0	0- 1	3- 1				
2- 3	0- 0	0- 0	AWAY	0- 1	0- 0	2- 2				
0- 1	0- 0	0- 0	NEUTRAL	0- 0	0- 0	0- 1				
1- 14	0- 0	0- 1	CONFERENCE	0- 3	0- 2	1- 8				
0- 7	0- 0	0- 0	HOME	0- 2	0- 1	0- 4				
1- 7	0- 0	0- 1	AWAY	0- 1	0- 1	1- 4				
0- 0	0- 0	0- 0	NEUTRAL	0- 0	0- 0	0- 0				

RPI S	Opponent	Score	RPI S	Opponent	Score	RPI S	Opponent	Score	RPI S	Opponent	Score	Team's RPI: 322
35	H Duquesne	55 62	68	A Minnesota	40 85	117	A Akron	82 98				
45	A Toledo	42 61	76	H Central Mich.	48 77	117	H Akron	54 81				
			99	A Bowling Green	52 73	123	H Detroit	53 65				
			99	H Bowling Green	41 67	156	A Miami (OH)	56 78				
						187	A Ball St.	46 77				
						191	H Eastern Ky.	69 58				
						202	A Xavier	68 62				
						230	A Eastern Mich.	57 64				
						235	H Cleveland St.	63 56				
						244	A Marshall	55 48				
						260	H Western Mich.	53 62				
						266	A Buffalo	36 73				
						266	H Buffalo	35 56				
						267	N UNLV	51 60				
						274	H Northern Ill.	52 73				
						297	H Massachusetts	61 65				
						305	H Morehead St.	79 72				
						320	A Manhattan	49 58				
						323	A LIU Brooklyn	54 63				
						339	A Kent St.	61 55				
						339	H Kent St.	55 57				
LAST 12 Division I GAMES:												
99	A Bowling Green	52 73	274	H Northern Ill.	52 73							
117	A Akron	82 98	339	H Kent St.	55 57							
266	H Buffalo	35 56	45	A Toledo	42 61							
339	A Kent St.	61 55	187	A Ball St.	46 77							
260	H Western Mich.	53 62	76	H Central Mich.	48 77							
230	A Eastern Mich.	57 64	99	H Bowling Green	41 67							

Non-Div I Games:

Ohio

■ Loss,
■ Non-Conf,
■ S Site,
■ H Home
■ A Away
N Neutral

Average RPI Win:	145	WON-LOST	WINNING	LAST 12	STRENGTH OF	OPP. STRENGTH	TEAM	ADJ.	CONF.	ADJ CONF.
Average RPI Loss:	50	RECORD	PCT. RANK	GAMES	SCHEDULE	OF SCHEDULE	RPI	RPI	RPI	RPI
DIV. I ONLY	17- 12	118	7- 5	41	37	61	61	2	2	
DIV. I NON-CONF.	10- 3	50	0- 0	79	108	41	41	2	2	
TOTALS	RPI 1-25	RPI 26-50	W-L RECORDS	RPI 51-100	RPI 101-150	RPI 150+				
17- 12	0- 6	3- 1	OVERALL	2- 3	4- 1	8- 1				
13- 4	0- 2	2- 0	HOME	0- 2	4- 0	7- 0				
4- 7	0- 3	1- 1	AWAY	2- 1	0- 1	1- 1				
0- 1	0- 1	0- 0	NEUTRAL	0- 0	0- 0	0- 0				
10- 3	0- 2	1- 0	NON-CONFERENCE	0- 0	3- 0	6- 1				
9- 0	0- 0	0- 0	HOME	0- 0	3- 0	6- 0				
1- 2	0- 1	1- 0	AWAY	0- 0	0- 0	0- 1				
0- 1	0- 1	0- 0	NEUTRAL	0- 0	0- 0	0- 0				
7- 9	0- 4	2- 1	CONFERENCE	2- 3	1- 1	2- 0				
4- 4	0- 2	2- 0	HOME	0- 2	1- 0	1- 0				
3- 5	0- 2	0- 1	AWAY	2- 1	0- 1	1- 0				
0- 0	0- 0	0- 0	NEUTRAL	0- 0	0- 0	0- 0				

RPI S	Opponent	Score	RPI S	Opponent	Score	RPI S	Opponent	Score	Team's RPI: 61	RPI S	Opponent	Score
4 N	Notre Dame	51 57	27 H	Michigan St.	67 60	63 A	Illinois	64 53		128 H	Winthrop	78 53
5 H	Penn St.	56 71	31 H	Michigan	66 55	63 H	Illinois	73 79		129 A	Wisconsin	49 68
14 A	North Carolina	54 57	37 A	Iowa	71 77	68 A	Minnesota	74 83		129 H	Wisconsin	65 59
15 A	Nebraska	39 58	39 A	Gonzaga	65 60	68 H	Minnesota	56 57		137 H	Saint Francis (PA)	70 54
15 H	Nebraska	53 62				100 A	Northwestern	59 52		148 H	Howard	67 50
18 A	Purdue	75 82								161 H	Cincinnati	87 49
										162 A	Washington St.	55 62
										183 A	Indiana	70 56
										183 H	Indiana	68 45
										199 H	Wright St.	82 52
										217 H	Evansville	78 33
										221 H	VCU	88 50
										229 H	Lafayette	81 41
										276 H	Southern U.	73 50
LAST 12 Division I GAMES:												
31 H	Michigan	66 55	129 H	Wisconsin	65 59							
63 A	Illinois	64 53	183 A	Indiana	70 56							
27 H	Michigan St.	67 60	15 H	Nebraska	53 62							
68 H	Minnesota	56 57	5 H	Penn St.	56 71							
15 A	Nebraska	39 58	129 A	Wisconsin	49 68							
100 A	Northwestern	59 52	183 H	Indiana	68 45							

Non-Div I Games:

Ohio St.

Average RPI Win: 124	WON-LOST	WINNING	LAST 12	STRENGTH OF	OPP. STRENGTH	TEAM	ADJ.	CONF.	ADJ CONF.
Average RPI Loss: 26	RECORD	PCT. RANK	GAMES	SCHEDULE	OF SCHEDULE	RPI	RPI	RPI	RPI
DIV. I ONLY	20- 9	66	6- 6	33	3	32	32	1	1
DIV. I NON-CONF.	10- 2	28	0- 0	101	33	43	43	1	1
TOTALS	RPI 1-25	RPI 26-50	W-L RECORDS	RPI 51-100	RPI 101-150	RPI 150+			
20- 9	0- 3	5- 5	OVERALL	4- 1	4- 0	7- 0			
13- 4	0- 2	4- 2	HOME	2- 0	2- 0	5- 0			
5- 5	0- 1	1- 3	AWAY	1- 1	2- 0	1- 0			
2- 0	0- 0	0- 0	NEUTRAL	1- 0	0- 0	1- 0			
10- 2	0- 1	2- 1	NON-CONFERENCE	1- 0	2- 0	5- 0			
6- 2	0- 1	1- 1	HOME	0- 0	1- 0	4- 0			
2- 0	0- 0	1- 0	AWAY	0- 0	1- 0	0- 0			
2- 0	0- 0	0- 0	NEUTRAL	1- 0	0- 0	1- 0			
10- 7	0- 2	3- 4	CONFERENCE	3- 1	2- 0	2- 0			
7- 2	0- 1	3- 1	HOME	2- 0	1- 0	1- 0			
3- 5	0- 1	0- 3	AWAY	1- 1	1- 0	1- 0			
0- 0	0- 0	0- 0	NEUTRAL	0- 0	0- 0	0- 0			

RPI 1-25				RPI 26-50				Team's RPI: 32	RPI 51-100				RPI 101+			
RPI	S	Opponent	Score	RPI	S	Opponent	Score		RPI	S	Opponent	Score	RPI	S	Opponent	Score
1	A	Baylor	65 82	26	A	Creighton	69 48		52	A	Kansas	71 81	114	A	Texas	78 70
1	H	Baylor	64 86	29	A	Iowa St.	61 82		52	H	Kansas	85 77	114	H	Texas	69 56
13	H	UCLA	80 86	29	H	Iowa St.	68 72		74	N	Arkansas	73 70	121	A	Hawaii	74 49
				30	H	Vanderbilt	63 76		78	A	Kansas St.	74 68	141	H	Cal St. Northridge	79 57
				33	H	Texas Tech	65 55		78	H	Kansas St.	72 57	176	A	TCU	85 79
				40	A	Oklahoma St.	62 83						176	H	TCU	74 53
				40	H	Oklahoma St.	80 61						210	H	Saint Louis	68 33
				41	A	West Virginia	63 82						213	H	North Texas	71 68
				41	H	West Virginia	71 68						224	H	UC Riverside	70 46
				48	H	Marist	68 55						248	N	Oregon	100 61
													279	H	Northwestern St.	96 35
LAST 12 Division I GAMES:																
52	H	Kansas	85 77	40	H	Oklahoma St.	80 61									
1	H	Baylor	64 86	78	A	Kansas St.	74 68									
40	A	Oklahoma St.	62 83	41	A	West Virginia	63 82									
78	H	Kansas St.	72 57	176	H	TCU	74 53									
52	A	Kansas	71 81	1	A	Baylor	65 82									
29	H	Iowa St.	68 72	114	H	Texas	69 56									

Non-Div I Games:

Oklahoma

■ Loss,
■ Non-Conf, S Site,
■ Home
■ Away
N Neutral

Average RPI Win:	149	WON-LOST	WINNING	LAST 12	STRENGTH OF	OPP. STRENGTH	TEAM	ADJ.	CONF.	ADJ CONF.
Average RPI Loss:	49	RECORD	PCT. RANK	GAMES	SCHEDULE	OF SCHEDULE	RPI	RPI	RPI	RPI
DIV. I ONLY	20- 8	55	6- 6	59	40	40	40	1	1	
DIV. I NON-CONF.	11- 0	1	0- 0	223	302	36	36	1	1	
TOTALS	RPI 1-25	RPI 26-50	W-L RECORDS	RPI 51-100	RPI 101-150	RPI 150+				
20- 8	0- 2	4- 4	OVERALL	5- 1	2- 0	9- 1				
13- 3	0- 1	2- 2	HOME	3- 0	1- 0	7- 0				
6- 5	0- 1	2- 2	AWAY	1- 1	1- 0	2- 1				
1- 0	0- 0	0- 0	NEUTRAL	1- 0	0- 0	0- 0				
11- 0	0- 0	1- 0	NON-CONFERENCE	2- 0	0- 0	8- 0				
7- 0	0- 0	0- 0	HOME	1- 0	0- 0	6- 0				
3- 0	0- 0	1- 0	AWAY	0- 0	0- 0	2- 0				
1- 0	0- 0	0- 0	NEUTRAL	1- 0	0- 0	0- 0				
9- 8	0- 2	3- 4	CONFERENCE	3- 1	2- 0	1- 1				
6- 3	0- 1	2- 2	HOME	2- 0	1- 0	1- 0				
3- 5	0- 1	1- 2	AWAY	1- 1	1- 0	0- 1				
0- 0	0- 0	0- 0	NEUTRAL	0- 0	0- 0	0- 0				

RPI 1-25				RPI 26-50				RPI 51-100				RPI 101+			
RPI	S	Opponent	Score	RPI	S	Opponent	Score	RPI	S	Opponent	Score	RPI	S	Opponent	Score
1	A	Baylor	49 83	29	H	Iowa St.	71 42	52	A	Kansas	65 52	114	A	Texas	64 52
1	H	Baylor	62 81	32	A	Oklahoma	61 80	52	H	Kansas	76 59	114	H	Texas	64 58
				32	H	Oklahoma	83 62	78	A	Kansas St.	70 76	154	A	Missouri St.	74 71
				33	A	Texas Tech	53 61	78	H	Kansas St.	80 45	176	A	TCU	63 64
				33	H	Texas Tech	59 64	81	H	Cal Poly	90 59	176	H	TCU	76 59
				36	A	San Diego St.	80 72	85	N	Harvard	92 62	177	H	Texas Southern	91 49
				41	A	West Virginia	64 54					196	H	Stephen F. Austin	85 41
				41	H	West Virginia	61 67					298	H	Vermont	83 30
												300	H	Texas St.	90 55
												308	A	Texas-Arlington	90 54
												318	H	Tex.-Pan American	96 42
												330	H	Weber St.	101 49
LAST 12 Division I GAMES:															
114	H	Texas	64 58	32	A	Oklahoma	61 80								
33	A	Texas Tech	53 61	176	H	TCU	76 59								
32	H	Oklahoma	83 62	1	H	Baylor	62 81								
176	A	TCU	63 64	41	H	West Virginia	61 67								
78	H	Kansas St.	80 45	52	A	Kansas	65 52								
41	A	West Virginia	64 54	78	A	Kansas St.	70 76								

Non-Div I Games:

Oklahoma St.

■ Loss,
 ■ Non-Conf,
 ■ S Site,
 ■ H Home
 ■ A Away
 N Neutral

Average RPI Win:	237	WON-LOST	WINNING	LAST 12	STRENGTH OF	OPP. STRENGTH	TEAM	ADJ.	CONF.	ADJ CONF.
Average RPI Loss:	100	RECORD	PCT. RANK	GAMES	SCHEDULE	OF SCHEDULE	RPI	RPI	RPI	RPI
DIV. I ONLY	19- 11	92	6- 6	224	132	130	130	14	14	
DIV. I NON-CONF.	9- 3	55	0- 0	298	129	154	154	15	15	
TOTALS	RPI 1-25	RPI 26-50	W-L RECORDS	RPI 51-100	RPI 101-150	RPI 150+				
19- 11	0- 4	0- 0	OVERALL	1- 3	3- 1	15- 3				
12- 4	0- 2	0- 0	HOME	1- 1	2- 0	9- 1				
6- 6	0- 1	0- 0	AWAY	0- 2	1- 1	5- 2				
1- 1	0- 1	0- 0	NEUTRAL	0- 0	0- 0	1- 0				
9- 3	0- 2	0- 0	NON-CONFERENCE	0- 0	2- 0	7- 1				
5- 2	0- 1	0- 0	HOME	0- 0	1- 0	4- 1				
3- 0	0- 0	0- 0	AWAY	0- 0	1- 0	2- 0				
1- 1	0- 1	0- 0	NEUTRAL	0- 0	0- 0	1- 0				
10- 8	0- 2	0- 0	CONFERENCE	1- 3	1- 1	8- 2				
7- 2	0- 1	0- 0	HOME	1- 1	1- 0	5- 0				
3- 6	0- 1	0- 0	AWAY	0- 2	0- 1	3- 2				
0- 0	0- 0	0- 0	NEUTRAL	0- 0	0- 0	0- 0				

RPI 1-25				RPI 26-50				RPI 51-100				RPI 101+ Team's RPI: 130			
RPI	S	Opponent	Score	RPI	S	Opponent	Score	RPI	S	Opponent	Score	RPI	S	Opponent	Score
8	H	California	47 63					82	A	James Madison	61 77	119	H	South Carolina St.	79 63
16	N	Texas A&M	55 78					82	H	James Madison	56 68	122	A	Northeastern	60 79
17	A	Delaware	62 86					86	A	Drexel	50 64	122	H	Northeastern	70 67
17	H	Delaware	46 63					86	H	Drexel	53 50	133	A	Virginia Tech	55 35
												157	A	Hofstra	72 83
												157	H	Hofstra	80 57
												221	H	VCU	74 51
												225	H	Pittsburgh	54 55
												227	H	Dartmouth	73 59
												254	H	USC Upstate	77 46
												256	A	Georgia St.	72 66
												256	H	Georgia St.	68 45
												267	A	UNLV	85 67
												270	H	Towson	65 55
												271	A	George Mason	53 39
												288	A	William & Mary	69 73
												288	H	William & Mary	75 64
												299	A	UNC Wilmington	74 50
												299	H	UNC Wilmington	62 55
												310	N	Alabama A&M	75 46
												336	A	UMES	62 46
												341	H	N.C. Central	59 33
LAST 12 Division I GAMES:															
122	A	Northeastern	60 79	82	H	James Madison	56 68								
82	A	James Madison	61 77	86	A	Drexel	50 64								
157	H	Hofstra	80 57	271	A	George Mason	53 39								
288	H	William & Mary	75 64	299	H	UNC Wilmington	62 55								
122	H	Northeastern	70 67	86	H	Drexel	53 50								
17	A	Delaware	62 86	288	A	William & Mary	69 73								

Non-Div I Games:

Old Dominion

■ Loss,
■ Non-Conf, S Site,
■ Home
■ Away
N Neutral

Average RPI Win:	237	WON-LOST	WINNING	LAST 12	STRENGTH OF	OPP. STRENGTH	TEAM	ADJ.	CONF.	ADJ CONF.
Average RPI Loss:	93	RECORD	PCT. RANK	GAMES	SCHEDULE	OF SCHEDULE	RPI	RPI	RPI	RPI
DIV. I ONLY	9- 20	282	2- 10	105	72	238	238	3	3	
DIV. I NON-CONF.	7- 6	155	0- 0	314	254	257	257	6	6	
TOTALS	RPI 1-25	RPI 26-50	W-L RECORDS	RPI 51-100	RPI 101-150	RPI 150+				
9- 20	0- 5	0- 3	OVERALL	1- 5	0- 0	8- 7				
7- 8	0- 3	0- 1	HOME	0- 2	0- 0	7- 2				
1- 10	0- 2	0- 2	AWAY	1- 2	0- 0	0- 4				
1- 2	0- 0	0- 0	NEUTRAL	0- 1	0- 0	1- 1				
7- 6	0- 0	0- 0	NON-CONFERENCE	0- 1	0- 0	7- 5				
6- 1	0- 0	0- 0	HOME	0- 0	0- 0	6- 1				
0- 3	0- 0	0- 0	AWAY	0- 0	0- 0	0- 3				
1- 2	0- 0	0- 0	NEUTRAL	0- 1	0- 0	1- 1				
2- 14	0- 5	0- 3	CONFERENCE	1- 4	0- 0	1- 2				
1- 7	0- 3	0- 1	HOME	0- 2	0- 0	1- 1				
1- 7	0- 2	0- 2	AWAY	1- 2	0- 0	0- 1				
0- 0	0- 0	0- 0	NEUTRAL	0- 0	0- 0	0- 0				

RPI	S	Opponent	Score	RPI	S	Opponent	Score	RPI	S	Opponent	Score	RPI	S	Opponent	Score	Team's RPI: 238
7	A	Tennessee	68 97	30	A	Vanderbilt	53 79	74	A	Arkansas	52 93	151	H	Lamar	71 85	
9	H	Kentucky	65 90	30	H	Vanderbilt	57 76	74	H	Arkansas	66 77	157	A	Hofstra	63 72	
12	H	South Carolina	47 62	34	A	LSU	79 84	80	A	Florida	88 81	168	N	McNeese St.	75 80	
16	A	Texas A&M	53 82					91	A	Auburn	52 76	178	H	Alabama	75 83	
19	H	Georgia	54 73					92	H	Missouri	72 73	185	A	Mississippi St.	57 72	
								100	N	Northwestern	69 73	185	H	Mississippi St.	65 51	
												189	A	Louisiana Tech	54 57	
												195	H	Belmont	63 48	
												230	N	Eastern Mich.	61 58	
												235	A	Cleveland St.	55 67	
												241	H	Mississippi Val.	62 60	
												279	H	Northwestern St.	67 51	
												289	H	Southeastern La.	95 85	
												297	H	Massachusetts	71 59	
												335	H	Lipscomb	68 46	
LAST 12 Division I GAMES:																
74	A	Arkansas	52 93	7	A	Tennessee	68 97									
9	H	Kentucky	65 90	30	A	Vanderbilt	53 79									
19	H	Georgia	54 73	74	H	Arkansas	66 77									
16	A	Texas A&M	53 82	185	A	Mississippi St.	57 72									
12	H	South Carolina	47 62	80	A	Florida	88 81									
185	H	Mississippi St.	65 51	92	H	Missouri	72 73									

Non-Div I Games:

Ole Miss

■ Loss,
■ Non-Conf,
■ S Site,
■ H Home
■ A Away
N Neutral

Oral Roberts

Through Games Of Sunday, March 3, 2013

Average RPI Win:	228	WON-LOST	WINNING	LAST 12	STRENGTH OF	OPP. STRENGTH	TEAM	ADJ.	CONF.	ADJ CONF.
Average RPI Loss:	119	RECORD	PCT. RANK	GAMES	SCHEDULE	OF SCHEDULE	RPI	RPI	RPI	RPI
DIV. I ONLY	14- 12	143	8- 4	126	186	113	113	20	20	
DIV. I NON-CONF.	2- 7	301	0- 0	42	6	166	166	20	20	
TOTALS	RPI 1-25	RPI 26-50	W-L RECORDS	RPI 51-100	RPI 101-150	RPI 150+				
14- 12	0- 3	0- 0	OVERALL	0- 2	2- 1	12- 6				
9- 2	0- 0	0- 0	HOME	0- 1	2- 0	7- 1				
5- 10	0- 3	0- 0	AWAY	0- 1	0- 1	5- 5				
0- 0	0- 0	0- 0	NEUTRAL	0- 0	0- 0	0- 0				
2- 7	0- 3	0- 0	NON-CONFERENCE	0- 2	1- 0	1- 2				
1- 1	0- 0	0- 0	HOME	0- 1	1- 0	0- 0				
1- 6	0- 3	0- 0	AWAY	0- 1	0- 0	1- 2				
0- 0	0- 0	0- 0	NEUTRAL	0- 0	0- 0	0- 0				
12- 5	0- 0	0- 0	CONFERENCE	0- 0	1- 1	11- 4				
8- 1	0- 0	0- 0	HOME	0- 0	1- 0	7- 1				
4- 4	0- 0	0- 0	AWAY	0- 0	0- 1	4- 3				
0- 0	0- 0	0- 0	NEUTRAL	0- 0	0- 0	0- 0				

RPI 1-25				RPI 26-50				RPI 51-100				RPI 101+ Team's RPI: 113			
RPI	S	Opponent	Score	RPI	S	Opponent	Score	RPI	S	Opponent	Score	RPI	S	Opponent	Score
1	A	Baylor	56 94					74	A	UALR	47 79	111	A	Sam Houston St.	47 54
15	A	Nebraska	67 80					74	H	Arkansas	57 80	111	H	Sam Houston St.	90 40
23	A	DePaul	74 97									146	H	Tulsa	64 53
												151	A	Lamar	62 55
												151	H	Lamar	77 48
												154	A	Missouri St.	72 73
												167	A	Nicholls St.	66 69
												167	H	Nicholls St.	84 56
												168	A	McNeese St.	71 76
												168	H	McNeese St.	71 72
												189	A	Louisiana Tech	59 61
												196	A	Stephen F. Austin	68 64
												196	H	Stephen F. Austin	63 56
												234	H	Central Ark.	76 69
												279	A	Northwestern St.	63 67
												279	H	Northwestern St.	66 55
												289	A	Southeastern La.	81 62
												289	H	Southeastern La.	90 48
												308	A	Texas-Arlington	73 41
												334	A	A&M-Corpus Christi	58 41
												334	H	A&M-Corpus Christi	81 59
LAST 12 Division I GAMES:															
151	A	Lamar	62 55	279	A	Northwestern St.	63 67								
168	A	McNeese St.	71 76	289	H	Southeastern La.	90 48								
234	H	Central Ark.	76 69	167	H	Nicholls St.	84 56								
334	H	A&M-Corpus Christi	81 59	168	H	McNeese St.	71 72								
111	H	Sam Houston St.	90 40	151	H	Lamar	77 48								
196	A	Stephen F. Austin	68 64	111	A	Sam Houston St.	47 54								

Non-Div I Games: Evangel 96 34

Oral Roberts

Loss, Non-Conf, S Site, H Home A Away N Neutral

Average RPI Win:	168	WON-LOST	WINNING	LAST 12	STRENGTH OF	OPP. STRENGTH	TEAM	ADJ.	CONF.	ADJ CONF.
Average RPI Loss:	96	RECORD	PCT. RANK	GAMES	SCHEDULE	OF SCHEDULE	RPI	RPI	RPI	RPI
DIV. I ONLY	4- 26	330	2- 10	42	47	248	248	6	6	
DIV. I NON-CONF.	2- 10	311	0- 0	104	52	273	273	5	5	
TOTALS	RPI 1-25	RPI 26-50	W-L RECORDS	RPI 51-100	RPI 101-150	RPI 150+				
4- 26	0- 8	0- 2	OVERALL	1- 4	0- 5	3- 7				
3- 13	0- 5	0- 1	HOME	1- 1	0- 2	2- 4				
1- 11	0- 3	0- 0	AWAY	0- 2	0- 3	1- 3				
0- 2	0- 0	0- 1	NEUTRAL	0- 1	0- 0	0- 0				
2- 10	0- 1	0- 2	NON-CONFERENCE	1- 2	0- 1	1- 4				
2- 5	0- 1	0- 1	HOME	1- 0	0- 0	1- 3				
0- 3	0- 0	0- 0	AWAY	0- 1	0- 1	0- 1				
0- 2	0- 0	0- 1	NEUTRAL	0- 1	0- 0	0- 0				
2- 16	0- 7	0- 0	CONFERENCE	0- 2	0- 4	2- 3				
1- 8	0- 4	0- 0	HOME	0- 1	0- 2	1- 1				
1- 8	0- 3	0- 0	AWAY	0- 1	0- 2	1- 2				
0- 0	0- 0	0- 0	NEUTRAL	0- 0	0- 0	0- 0				

RPI S	Opponent	Score	RPI S	Opponent	Score	RPI S	Opponent	Score	RPI S	Opponent	Score	Team's RPI: 248
2	H Connecticut	51 95	32	N Oklahoma	61 100	63	A Illinois	62 80	103	A Utah	47 67	
3	A Stanford	50 74	43	H St. Mary's (CA)	69 78	74	N Arkansas	67 79	103	H Utah	52 70	
3	H Stanford	62 86				83	A Washington	53 66	108	H Southern California	62 67	
8	A California	55 77				83	H Washington	71 97	121	A Hawaii	73 85	
8	H California	45 72				96	H Fresno St.	65 64	140	A Arizona St.	45 60	
13	H UCLA	80 89							162	A Washington St.	70 68	
25	A Colorado	59 84							162	H Washington St.	65 60	
25	H Colorado	48 60							170	A Arizona	68 100	
									180	A Oregon St.	49 68	
									180	H Oregon St.	53 63	
									198	H Denver	62 73	
									214	H Portland St.	85 87	
									219	A Portland	49 68	
									250	H Samford	72 61	
									287	H Nevada	73 77	
LAST 12 Division I GAMES:												
103	H Utah	52 70	25	A Colorado	59 84							
25	H Colorado	48 60	103	A Utah	47 67							
3	A Stanford	50 74	8	H California	45 72							
8	A California	55 77	3	H Stanford	62 86							
162	H Washington St.	65 60	83	A Washington	53 66							
83	H Washington	71 97	162	A Washington St.	70 68							

Non-Div I Games:

Oregon

■ Loss,
 ■ Non-Conf, S Site,
 ■ Home
 ■ Away
 N Neutral

Average RPI Win:	204	WON-LOST	WINNING	LAST 12	STRENGTH OF	OPP. STRENGTH	TEAM	ADJ.	CONF.	ADJ CONF.
Average RPI Loss:	71	RECORD	PCT. RANK	GAMES	SCHEDULE	OF SCHEDULE	RPI	RPI	RPI	RPI
DIV. I ONLY	8- 20	294	1- 11	36	64	180	180	6	6	
DIV. I NON-CONF.	4- 6	216	0- 0	46	174	178	178	5	5	
TOTALS	RPI 1-25	RPI 26-50	W-L RECORDS	RPI 51-100	RPI 101-150	RPI 150+				
8- 20	0- 8	0- 2	OVERALL	0- 3	2- 3	6- 4				
4- 9	0- 4	0- 0	HOME	0- 2	1- 1	3- 2				
2- 8	0- 3	0- 0	AWAY	0- 1	0- 2	2- 2				
2- 3	0- 1	0- 2	NEUTRAL	0- 0	1- 0	1- 0				
4- 6	0- 1	0- 2	NON-CONFERENCE	0- 1	1- 0	3- 2				
2- 2	0- 0	0- 0	HOME	0- 1	0- 0	2- 1				
0- 1	0- 0	0- 0	AWAY	0- 0	0- 0	0- 1				
2- 3	0- 1	0- 2	NEUTRAL	0- 0	1- 0	1- 0				
4- 14	0- 7	0- 0	CONFERENCE	0- 2	1- 3	3- 2				
2- 7	0- 4	0- 0	HOME	0- 1	1- 1	1- 1				
2- 7	0- 3	0- 0	AWAY	0- 1	0- 2	2- 1				
0- 0	0- 0	0- 0	NEUTRAL	0- 0	0- 0	0- 0				

RPI S	Opponent	Score	RPI S	Opponent	Score	RPI S	Opponent	Score	RPI S	Opponent	Score	Team's RPI: 180
3	A Stanford	53 90	27	N Michigan St.	35 49	81	H Cal Poly	62 72	103	A Utah	40 66	
3	H Stanford	45 65	33	N Texas Tech	48 66	83	A Washington	77 81	103	H Utah	54 46	
8	A California	56 58				83	H Washington	44 49	108	H Southern California	55 56	
8	H California	38 60							128	N Winthrop	68 64	
13	H UCLA	64 68							140	A Arizona St.	55 66	
22	N Louisville	43 61							158	H Sacramento St.	71 80	
25	A Colorado	47 61							160	N UC Santa Barbara	49 46	
25	H Colorado	63 66							162	A Washington St.	73 76	
									162	H Washington St.	49 51	
									170	A Arizona	57 48	
									179	A Loyola Marymount	62 73	
									248	A Oregon	63 53	
									248	H Oregon	68 49	
									281	H Cal St. Fullerton	54 36	
									293	H CSU Bakersfield	71 48	
LAST 12 Division I GAMES:												
25	H Colorado	63 66	103	A Utah	40 66							
103	H Utah	54 46	25	A Colorado	47 61							
8	A California	56 58	3	H Stanford	45 65							
3	A Stanford	53 90	8	H California	38 60							
83	H Washington	44 49	162	A Washington St.	73 76							
162	H Washington St.	49 51	83	A Washington	77 81							

Non-Div I Games: Western Wash. 71 59 Saint Martin's 84 36

Oregon St.

Loss, Non-Conf, S Site, H Home A Away N Neutral

Average RPI Win:	186	WON-LOST	WINNING	LAST 12	STRENGTH OF	OPP. STRENGTH	TEAM	ADJ.	CONF.	ADJ CONF.
Average RPI Loss:	88	RECORD	PCT. RANK	GAMES	SCHEDULE	OF SCHEDULE	RPI	RPI	RPI	RPI
DIV. I ONLY	23- 6	25	9- 3	112	127	44	44	11	11	
DIV. I NON-CONF.	10- 2	28	0- 0	51	119	16	16	11	11	
TOTALS	RPI 1-25	RPI 26-50	W-L RECORDS	RPI 51-100	RPI 101-150	RPI 150+				
23- 6	0- 1	1- 0	OVERALL	3- 3	5- 1	14- 1				
13- 2	0- 0	0- 0	HOME	2- 1	3- 0	8- 1				
10- 4	0- 1	1- 0	AWAY	1- 2	2- 1	6- 0				
0- 0	0- 0	0- 0	NEUTRAL	0- 0	0- 0	0- 0				
10- 2	0- 1	1- 0	NON-CONFERENCE	3- 1	2- 0	4- 0				
6- 0	0- 0	0- 0	HOME	2- 0	1- 0	3- 0				
4- 2	0- 1	1- 0	AWAY	1- 1	1- 0	1- 0				
0- 0	0- 0	0- 0	NEUTRAL	0- 0	0- 0	0- 0				
13- 4	0- 0	0- 0	CONFERENCE	0- 2	3- 1	10- 1				
7- 2	0- 0	0- 0	HOME	0- 1	2- 0	5- 1				
6- 2	0- 0	0- 0	AWAY	0- 1	1- 1	5- 0				
0- 0	0- 0	0- 0	NEUTRAL	0- 0	0- 0	0- 0				

RPI 1-25				RPI 26-50				Team's RPI: 44				RPI 51-100				RPI 101+			
RPI	S	Opponent	Score	RPI	S	Opponent	Score	RPI	S	Opponent	Score	RPI	S	Opponent	Score	RPI	S	Opponent	Score
3	A	Stanford	43 78	43	A	St. Mary's (CA)	75 72	69	H	Fordham	62 40	121	A	Hawaii	71 74				
								80	A	Florida	82 89	121	H	Hawaii	71 61				
								81	A	Cal Poly	95 96	141	A	Cal St. Northridge	74 56				
								81	H	Cal Poly	59 62	141	H	Cal St. Northridge	60 51				
								96	H	Fresno St.	66 56	145	H	Santa Clara	72 45				
								97	A	Eastern Wash.	64 51	147	A	Seattle	71 70				
												160	A	UC Santa Barbara	64 52				
												160	H	UC Santa Barbara	47 52				
												175	A	Long Beach St.	59 53				
												175	H	Long Beach St.	69 53				
												205	H	San Francisco	75 59				
												212	H	UC Davis	78 64				
												224	A	UC Riverside	85 56				
												224	H	UC Riverside	74 66				
												245	A	UC Irvine	65 53				
												245	H	UC Irvine	68 47				
												269	A	San Jose St.	74 60				
												281	A	Cal St. Fullerton	67 55				
												281	H	Cal St. Fullerton	81 50				
												287	H	Nevada	72 63				
												293	H	CSU Bakersfield	102 60				
LAST 12 Division I GAMES:																			
245	A	UC Irvine	65 53	160	H	UC Santa Barbara	47 52												
175	A	Long Beach St.	59 53	81	H	Cal Poly	59 62												
224	H	UC Riverside	74 66	175	H	Long Beach St.	69 53												
281	H	Cal St. Fullerton	81 50	245	H	UC Irvine	68 47												
121	A	Hawaii	71 74	281	A	Cal St. Fullerton	67 55												
141	A	Cal St. Northridge	74 56	224	A	UC Riverside	85 56												

Non-Div I Games:

Pacific

■ Loss,
■ Non-Conf, S Site,
■ Home
■ Away
N Neutral

RPI 1-25				RPI 26-50				RPI 51-100				RPI 101+				Team's RPI: 182	
RPI	S	Opponent	Score	RPI	S	Opponent	Score	RPI	S	Opponent	Score	RPI	S	Opponent	Score		
24	H	Villanova	44 48	28	A	Princeton	47 77	54	H	Saint Joseph's	53 66	127	A	Army	53 58		
								85	A	Harvard	54 67	153	H	Temple	51 59		
								85	H	Harvard	77 72	181	A	Yale	56 65		
								86	A	Drexel	50 77	206	H	Bucknell	58 53		
								90	H	Virginia	65 68	209	H	La Salle	65 56		
												227	A	Dartmouth	55 45		
												227	H	Dartmouth	63 40		
												268	A	St. Francis Brooklyn	61 60		
												275	A	Cornell	65 56		
												275	H	Cornell	67 40		
												286	H	Morgan St.	79 73		
												304	A	Brown	65 48		
												321	N	Air Force	61 39		
												323	A	LIU Brooklyn	54 40		
												329	N	Alabama St.	52 37		
												332	A	Norfolk St.	51 60		
												337	A	Columbia	52 40		
												337	H	Columbia	66 48		
LAST 12 Division I GAMES:																	
				85	A	Harvard	54 67	304	A	Brown	65 48						
				227	A	Dartmouth	55 45	181	A	Yale	56 65						
				337	H	Columbia	66 48	275	A	Cornell	65 56						
				275	H	Cornell	67 40	337	A	Columbia	52 40						
				227	H	Dartmouth	63 40	153	H	Temple	51 59						
				85	H	Harvard	77 72	24	H	Villanova	44 48						

Penn

Page 224

Average RPI Win:	95	WON-LOST	WINNING	LAST 12	STRENGTH OF	OPP. STRENGTH	TEAM	ADJ.	CONF.	ADJ CONF.
Average RPI Loss:	62	RECORD	PCT. RANK	GAMES	SCHEDULE	OF SCHEDULE	RPI	RPI	RPI	RPI
DIV. I ONLY	24- 4	15	10- 2	14	16	5	5	2	2	
DIV. I NON-CONF.	10- 2	28	0- 0	49	37	14	14	2	2	
TOTALS	RPI 1-25	RPI 26-50	W-L RECORDS	RPI 51-100	RPI 101-150	RPI 150+				
24- 4	4- 1	5- 1	OVERALL	6- 1	5- 1	4- 0				
14- 0	2- 0	2- 0	HOME	5- 0	2- 0	3- 0				
9- 4	2- 1	3- 1	AWAY	1- 1	2- 1	1- 0				
1- 0	0- 0	0- 0	NEUTRAL	0- 0	1- 0	0- 0				
10- 2	1- 1	0- 1	NON-CONFERENCE	2- 0	4- 0	3- 0				
6- 0	0- 0	0- 0	HOME	2- 0	1- 0	3- 0				
3- 2	1- 1	0- 1	AWAY	0- 0	2- 0	0- 0				
1- 0	0- 0	0- 0	NEUTRAL	0- 0	1- 0	0- 0				
14- 2	3- 0	5- 0	CONFERENCE	4- 1	1- 1	1- 0				
8- 0	2- 0	2- 0	HOME	3- 0	1- 0	0- 0				
6- 2	1- 0	3- 0	AWAY	1- 1	0- 1	1- 0				
0- 0	0- 0	0- 0	NEUTRAL	0- 0	0- 0	0- 0				

RPI	S	Opponent	Score	RPI	S	Opponent	Score	RPI	S	Opponent	Score	RPI	S	Opponent	Score
2	A	Connecticut	52 67	27	A	Michigan St.	76 55	58	H	Georgetown	97 74	123	N	Detroit	80 72
15	A	Nebraska	82 67	27	H	Michigan St.	71 56	61	A	Ohio St.	71 56	129	A	Wisconsin	61 63
15	H	Nebraska	80 58	31	A	Michigan	59 49	62	H	South Dakota St.	60 50	129	H	Wisconsin	84 40
16	A	Texas A&M	63 58	31	H	Michigan	68 57	63	H	Illinois	95 62	133	A	Virginia Tech	60 41
18	H	Purdue	69 61	37	A	Iowa	81 69	68	A	Minnesota	81 89	141	A	Cal St. Northridge	85 73
				50	A	Miami (FL)	65 69	68	H	Minnesota	64 59	148	H	Howard	72 61
								100	H	Northwestern	73 69	183	A	Indiana	76 54
												229	H	Lafayette	75 34
												259	H	Fairleigh Dickinson	101 44
												294	H	NJIT	82 37
LAST 12 Division I GAMES:															
15	A	Nebraska	82 67	183	A	Indiana	76 54								
68	A	Minnesota	81 89	18	H	Purdue	69 61								
31	H	Michigan	68 57	129	A	Wisconsin	61 63								
63	H	Illinois	95 62	61	A	Ohio St.	71 56								
37	A	Iowa	81 69	68	H	Minnesota	64 59								
27	H	Michigan St.	71 56	31	A	Michigan	59 49								

Non-Div I Games:

Penn St.

■ Loss,
 ■ Non-Conf, S Site,
 ■ Home
 ■ Away
 N Neutral

Pepperdine

Through Games Of Sunday, March 3, 2013

Average RPI Win:	162	WON-LOST	WINNING	LAST 12	STRENGTH OF	OPP. STRENGTH	TEAM	ADJ.	CONF.	ADJ CONF.
Average RPI Loss:	111	RECORD	PCT. RANK	GAMES	SCHEDULE	OF SCHEDULE	RPI	RPI	RPI	RPI
DIV. I ONLY	5- 22	323	1- 11	50	84	258	258	7	7	
DIV. I NON-CONF.	3- 8	276	0- 0	29	95	195	195	7	7	
TOTALS	RPI 1-25	RPI 26-50	W-L RECORDS	RPI 51-100	RPI 101-150	RPI 150+				
5- 22	0- 2	1- 3	OVERALL	0- 7	1- 4	3- 6				
4- 11	0- 2	1- 1	HOME	0- 3	1- 2	2- 3				
1- 11	0- 0	0- 2	AWAY	0- 4	0- 2	1- 3				
0- 0	0- 0	0- 0	NEUTRAL	0- 0	0- 0	0- 0				
3- 8	0- 2	0- 0	NON-CONFERENCE	0- 3	1- 2	2- 1				
2- 5	0- 2	0- 0	HOME	0- 1	1- 1	1- 1				
1- 3	0- 0	0- 0	AWAY	0- 2	0- 1	1- 0				
0- 0	0- 0	0- 0	NEUTRAL	0- 0	0- 0	0- 0				
2- 14	0- 0	1- 3	CONFERENCE	0- 4	0- 2	1- 5				
2- 6	0- 0	1- 1	HOME	0- 2	0- 1	1- 2				
0- 8	0- 0	0- 2	AWAY	0- 2	0- 1	0- 3				
0- 0	0- 0	0- 0	NEUTRAL	0- 0	0- 0	0- 0				

RPI 1-25				RPI 26-50				RPI 51-100				RPI 101+ Team's RPI: 258			
RPI	S	Opponent	Score	RPI	S	Opponent	Score	RPI	S	Opponent	Score	RPI	S	Opponent	Score
9	H	Kentucky	62 80	39	A	Gonzaga	52 81	67	H	Wyoming	50 72	108	A	Southern California	56 65
13	H	UCLA	46 77	39	H	Gonzaga	46 80	74	A	Arkansas	39 64	145	A	Santa Clara	52 64
				43	A	St. Mary's (CA)	61 72	77	A	San Diego	50 71	145	H	Santa Clara	36 38
				43	H	St. Mary's (CA)	80 67	77	H	San Diego	61 79	147	H	Seattle	70 64
								79	A	BYU	42 68	148	H	Howard	51 55
								79	H	BYU	44 67	179	A	Loyola Marymount	47 65
								83	A	Washington	51 70	179	H	Loyola Marymount	56 58
												201	H	South Dakota	70 54
												205	A	San Francisco	57 67
												205	H	San Francisco	71 67
												212	A	UC Davis	83 68
												219	A	Portland	51 57
												219	H	Portland	34 73
												224	H	UC Riverside	71 79
LAST 12 Division I GAMES:															
43	H	St. Mary's (CA)	80 67	219	H	Portland	34 73								
205	A	San Francisco	57 67	39	A	Gonzaga	52 81								
145	A	Santa Clara	52 64	219	A	Portland	51 57								
179	H	Loyola Marymount	56 58	77	H	San Diego	61 79								
79	H	BYU	44 67	39	H	Gonzaga	46 80								
77	A	San Diego	50 71	43	A	St. Mary's (CA)	61 72								

Non-Div I Games:

Pepperdine

Loss, Non-Conf, S Site, H Home A Away N Neutral

Average RPI Win:	252	WON-LOST	WINNING	LAST 12	STRENGTH OF	OPP. STRENGTH	TEAM	ADJ.	CONF.	ADJ CONF.
Average RPI Loss:	78	RECORD	PCT. RANK	GAMES	SCHEDULE	OF SCHEDULE	RPI	RPI	RPI	RPI
DIV. I ONLY	9- 19	271	0- 12	93	68	225	225	4	4	
DIV. I NON-CONF.	9- 4	75	0- 0	255	284	169	169	3	3	
TOTALS	RPI 1-25	RPI 26-50	W-L RECORDS	RPI 51-100	RPI 101-150	RPI 150+				
9- 19	0- 6	0- 3	OVERALL	0- 5	1- 0	8- 5				
7- 10	0- 3	0- 0	HOME	0- 4	0- 0	7- 3				
2- 9	0- 3	0- 3	AWAY	0- 1	1- 0	1- 2				
0- 0	0- 0	0- 0	NEUTRAL	0- 0	0- 0	0- 0				
9- 4	0- 0	0- 1	NON-CONFERENCE	0- 1	1- 0	8- 2				
7- 2	0- 0	0- 0	HOME	0- 1	0- 0	7- 1				
2- 2	0- 0	0- 1	AWAY	0- 0	1- 0	1- 1				
0- 0	0- 0	0- 0	NEUTRAL	0- 0	0- 0	0- 0				
0- 15	0- 6	0- 2	CONFERENCE	0- 4	0- 0	0- 3				
0- 8	0- 3	0- 0	HOME	0- 3	0- 0	0- 2				
0- 7	0- 3	0- 2	AWAY	0- 1	0- 0	0- 1				
0- 0	0- 0	0- 0	NEUTRAL	0- 0	0- 0	0- 0				

RPI 1-25				RPI 26-50				RPI 51-100				RPI 101+ Team's RPI: 225			
RPI	S	Opponent	Score	RPI	S	Opponent	Score	RPI	S	Opponent	Score	RPI	S	Opponent	Score
2	A	Connecticut	36 76	35	A	Duquesne	61 70	57	H	Marquette	65 74	130	A	Old Dominion	55 54
4	H	Notre Dame	47 73	38	A	St. John's (NY)	32 61	58	A	Georgetown	57 69	161	H	Cincinnati	50 59
22	A	Louisville	45 78	46	A	Syracuse	39 80	58	H	Georgetown	70 72	192	H	Rider	48 65
23	A	DePaul	55 57					59	H	South Fla.	60 78	197	H	Providence	83 85
23	H	DePaul	73 81					60	H	Youngstown St.	50 64	203	A	Seton Hall	56 69
24	H	Villanova	52 68									220	H	Loyola Maryland	57 47
												222	H	Mt. St. Mary's	67 49
												229	A	Lafayette	65 68
												243	H	Longwood	86 60
												265	H	Siena	75 50
												266	A	Buffalo	91 77
												288	H	William & Mary	76 74
												304	H	Brown	58 57
												328	H	Wagner	65 39
LAST 12 Division I GAMES:															
23	H	DePaul	73 81	197	H	Providence	83 85								
2	A	Connecticut	36 76	59	H	South Fla.	60 78								
58	H	Georgetown	70 72	23	A	DePaul	55 57								
161	H	Cincinnati	50 59	58	A	Georgetown	57 69								
46	A	Syracuse	39 80	4	H	Notre Dame	47 73								
22	A	Louisville	45 78	57	H	Marquette	65 74								

Non-Div I Games:

Pittsburgh

■ Loss,
■ Non-Conf,
■ S Site,
■ H Home
■ A Away
N Neutral

Average RPI Win:	209	WON-LOST	WINNING	LAST 12	STRENGTH OF	OPP. STRENGTH	TEAM	ADJ.	CONF.	ADJ CONF.
Average RPI Loss:	109	RECORD	PCT. RANK	GAMES	SCHEDULE	OF SCHEDULE	RPI	RPI	RPI	RPI
DIV. I ONLY	10- 19	264	5- 7	150	82	219	219	7	7	
DIV. I NON-CONF.	5- 8	220	0- 0	232	110	226	226	7	7	
TOTALS	RPI 1-25	RPI 26-50	W-L RECORDS	RPI 51-100	RPI 101-150	RPI 150+				
10- 19	0- 1	0- 4	OVERALL	1- 6	1- 4	8- 4				
5- 8	0- 0	0- 2	HOME	1- 3	0- 1	4- 2				
5- 10	0- 1	0- 2	AWAY	0- 3	1- 2	4- 2				
0- 1	0- 0	0- 0	NEUTRAL	0- 0	0- 1	0- 0				
5- 8	0- 1	0- 0	NON-CONFERENCE	1- 2	0- 3	4- 2				
3- 2	0- 0	0- 0	HOME	1- 1	0- 0	2- 1				
2- 5	0- 1	0- 0	AWAY	0- 1	0- 2	2- 1				
0- 1	0- 0	0- 0	NEUTRAL	0- 0	0- 1	0- 0				
5- 11	0- 0	0- 4	CONFERENCE	0- 4	1- 1	4- 2				
2- 6	0- 0	0- 2	HOME	0- 2	0- 1	2- 1				
3- 5	0- 0	0- 2	AWAY	0- 2	1- 0	2- 1				
0- 0	0- 0	0- 0	NEUTRAL	0- 0	0- 0	0- 0				

RPI	S	Opponent	Score	RPI	S	Opponent	Score	RPI	S	Opponent	Score	RPI	S	Opponent	Score	Team's RPI: 219
22	A	Louisville	48 95	39	A	Gonzaga	56 59	77	A	San Diego	54 72	131	N	Boston College	40 68	
				39	H	Gonzaga	51 82	77	H	San Diego	63 69	141	A	Cal St. Northridge	51 70	
				43	A	St. Mary's (CA)	53 58	79	A	BYU	64 79	145	A	Santa Clara	71 68	
				43	H	St. Mary's (CA)	43 49	79	H	BYU	63 73	145	H	Santa Clara	58 59	
								83	H	Washington	44 64	147	A	Seattle	61 63	
								96	H	Fresno St.	76 69	163	A	Idaho	62 56	
								97	A	Eastern Wash.	50 68	179	A	Loyola Marymount	63 59	
												179	H	Loyola Marymount	65 63	
												205	A	San Francisco	81 88	
												205	H	San Francisco	71 75	
												214	A	Portland St.	49 64	
												214	H	Portland St.	61 64	
												248	H	Oregon	68 49	
												258	A	Pepperdine	73 34	
												258	H	Pepperdine	57 51	
												277	A	Boise St.	73 49	
												287	H	Nevada	70 61	
LAST 12 Division I GAMES:																
79	H	BYU	63 73	43	A	St. Mary's (CA)	53 58									
39	A	Gonzaga	56 59	179	H	Loyola Marymount	65 63									
79	A	BYU	64 79	258	H	Pepperdine	57 51									
43	H	St. Mary's (CA)	43 49	145	A	Santa Clara	71 68									
205	H	San Francisco	71 75	77	A	San Diego	54 72									
258	A	Pepperdine	73 34	179	A	Loyola Marymount	63 59									

Non-Div I Games:

Portland

■ Loss,
■ Non-Conf, S Site,
■ Home
■ Away
N Neutral

Average RPI Win: 229	WON-LOST	WINNING	LAST 12	STRENGTH OF	OPP. STRENGTH	TEAM	ADJ.	CONF.	ADJ CONF.
Average RPI Loss: 127	RECORD	PCT. RANK	GAMES	SCHEDULE	OF SCHEDULE	RPI	RPI	RPI	RPI
DIV. I ONLY	9- 16	254	3- 9	131	194	214	214	16	16
DIV. I NON-CONF.	4- 3	137	0- 0	87	159	87	87	13	13
TOTALS	RPI 1-25	RPI 26-50	W-L RECORDS	RPI 51-100	RPI 101-150	RPI 150+			
9- 16	0- 0	0- 2	OVERALL	0- 6	2- 3	7- 5			
3- 7	0- 0	0- 1	HOME	0- 3	0- 1	3- 2			
5- 8	0- 0	0- 0	AWAY	0- 3	1- 2	4- 3			
1- 1	0- 0	0- 1	NEUTRAL	0- 0	1- 0	0- 0			
4- 3	0- 0	0- 2	NON-CONFERENCE	0- 0	1- 1	3- 0			
1- 1	0- 0	0- 1	HOME	0- 0	0- 0	1- 0			
2- 1	0- 0	0- 0	AWAY	0- 0	0- 1	2- 0			
1- 1	0- 0	0- 1	NEUTRAL	0- 0	1- 0	0- 0			
5- 13	0- 0	0- 0	CONFERENCE	0- 6	1- 2	4- 5			
2- 6	0- 0	0- 0	HOME	0- 3	0- 1	2- 2			
3- 7	0- 0	0- 0	AWAY	0- 3	1- 1	2- 3			
0- 0	0- 0	0- 0	NEUTRAL	0- 0	0- 0	0- 0			

RPI S	Opponent	Score	RPI S	Opponent	Score	RPI S	Opponent	Score	RPI S	Opponent	Score	Team's RPI: 214
39	H Gonzaga	40 54	71	A Montana	61 72	104	N Butler	71 58				
47	N Chattanooga	59 68	71	H Montana	55 70	120	A Idaho St.	50 63				
			93	A Northern Colo.	48 63	138	A Montana St.	75 72				
			93	H Northern Colo.	42 67	138	H Montana St.	74 81				
			97	A Eastern Wash.	51 83	147	A Seattle	59 72				
			97	H Eastern Wash.	56 68	158	A Sacramento St.	77 81				
						158	H Sacramento St.	82 88				
						219	A Portland	64 61				
						219	H Portland	64 49				
						232	A Southern Utah	60 83				
						232	H Southern Utah	68 70				
						236	A North Dakota	50 71				
						236	H North Dakota	73 66				
						248	A Oregon	87 85				
						283	A Northern Ariz.	60 59				
						283	H Northern Ariz.	66 61				
						330	A Weber St.	74 60				
LAST 12 Division I GAMES:												
93	A Northern Colo.	48 63	138	A Montana St.	75 72							
236	A North Dakota	50 71	71	A Montana	61 72							
97	A Eastern Wash.	51 83	232	H Southern Utah	68 70							
232	A Southern Utah	60 83	97	H Eastern Wash.	56 68							
158	H Sacramento St.	82 88	236	H North Dakota	73 66							
283	H Northern Ariz.	66 61	93	H Northern Colo.	42 67							

Non-Div I Games: Corban 67 52 George Fox 55 35

Portland St.

Loss, Non-Conf, S Site, H Home A Away N Neutral

Average RPI Win:	283	WON-LOST	WINNING	LAST 12	STRENGTH OF	OPP. STRENGTH	TEAM	ADJ.	CONF.	ADJ CONF.
Average RPI Loss:	185	RECORD	PCT. RANK	GAMES	SCHEDULE	OF SCHEDULE	RPI	RPI	RPI	RPI
DIV. I ONLY	14- 14	158	8- 4	308	333	228	228	32	32	
DIV. I NON-CONF.	3- 7	264	0- 0	61	105	145	145	31	31	
TOTALS	RPI 1-25	RPI 26-50	W-L RECORDS	RPI 51-100	RPI 101-150	RPI 150+				
14- 14	0- 1	0- 1	OVERALL	1- 1	1- 2	12- 9				
7- 3	0- 0	0- 0	HOME	0- 0	0- 0	7- 3				
6- 9	0- 1	0- 1	AWAY	0- 1	1- 1	5- 5				
1- 2	0- 0	0- 0	NEUTRAL	1- 0	0- 1	0- 1				
3- 7	0- 1	0- 1	NON-CONFERENCE	1- 1	1- 2	1- 2				
0- 1	0- 0	0- 0	HOME	0- 0	0- 0	0- 1				
2- 4	0- 1	0- 1	AWAY	0- 1	1- 1	1- 0				
1- 2	0- 0	0- 0	NEUTRAL	1- 0	0- 1	0- 1				
11- 7	0- 0	0- 0	CONFERENCE	0- 0	0- 0	11- 7				
7- 2	0- 0	0- 0	HOME	0- 0	0- 0	7- 2				
4- 5	0- 0	0- 0	AWAY	0- 0	0- 0	4- 5				
0- 0	0- 0	0- 0	NEUTRAL	0- 0	0- 0	0- 0				

RPI 1-25				RPI 26-50				RPI 51-100				RPI 101+ Team's RPI: 228			
RPI	S	Opponent	Score	RPI	S	Opponent	Score	RPI	S	Opponent	Score	RPI	S	Opponent	Score
16	A	Texas A&M	52 74	45	A	Toledo	41 76	52	A	Kansas	60 72	110	A	Memphis	70 58
								87	N	Hampton	49 42	135	A	Rice	42 57
												143	N	Utah St.	66 67
												177	A	Texas Southern	46 51
												177	H	Texas Southern	57 64
												196	H	Stephen F. Austin	55 62
												241	A	Mississippi Val.	57 65
												241	H	Mississippi Val.	53 58
												262	N	North Dakota St.	56 61
												276	A	Southern U.	55 60
												276	H	Southern U.	59 42
												279	A	Northwestern St.	63 31
												307	A	Jackson St.	56 62
												307	H	Jackson St.	59 53
												310	A	Alabama A&M	54 39
												310	H	Alabama A&M	68 59
												312	A	Grambling	83 49
												312	H	Grambling	78 59
												324	A	Ark.-Pine Bluff	50 57
												324	H	Ark.-Pine Bluff	62 59
												329	A	Alabama St.	48 45
												329	H	Alabama St.	63 53
												338	A	Alcorn	64 52
												338	H	Alcorn	61 59
LAST 12 Division I GAMES:															
				276	H	Southern U.	59 42					307	A	Jackson St.	56 62
				338	H	Alcorn	61 59					312	A	Grambling	83 49
				310	A	Alabama A&M	54 39					177	A	Texas Southern	46 51
				329	A	Alabama St.	48 45					310	H	Alabama A&M	68 59
				324	H	Ark.-Pine Bluff	62 59					329	H	Alabama St.	63 53
				241	H	Mississippi Val.	53 58					324	A	Ark.-Pine Bluff	50 57

Non-Div I Games:

Prairie View

Loss, Non-Conf, S Site, H Home A Away N Neutral

Presbyterian

Through Games Of Sunday, March 3, 2013

Average RPI Win:	242	WON-LOST	WINNING	LAST 12	STRENGTH OF	OPP. STRENGTH	TEAM	ADJ.	CONF.	ADJ CONF.
Average RPI Loss:	148	RECORD	PCT. RANK	GAMES	SCHEDULE	OF SCHEDULE	RPI	RPI	RPI	RPI
DIV. I ONLY	17- 10	94	9- 3	252	265	126	126	27	27	
DIV. I NON-CONF.	3- 6	244	0- 0	143	77	167	167	28	28	
TOTALS	RPI 1-25	RPI 26-50	W-L RECORDS	RPI 51-100	RPI 101-150	RPI 150+				
17- 10	0- 2	0- 0	OVERALL	1- 0	2- 4	14- 4				
7- 3	0- 0	0- 0	HOME	0- 0	1- 2	6- 1				
10- 6	0- 2	0- 0	AWAY	1- 0	1- 2	8- 2				
0- 1	0- 0	0- 0	NEUTRAL	0- 0	0- 0	0- 1				
3- 6	0- 2	0- 0	NON-CONFERENCE	0- 0	1- 2	2- 2				
0- 1	0- 0	0- 0	HOME	0- 0	0- 1	0- 0				
3- 4	0- 2	0- 0	AWAY	0- 0	1- 1	2- 1				
0- 1	0- 0	0- 0	NEUTRAL	0- 0	0- 0	0- 1				
14- 4	0- 0	0- 0	CONFERENCE	1- 0	1- 2	12- 2				
7- 2	0- 0	0- 0	HOME	0- 0	1- 1	6- 1				
7- 2	0- 0	0- 0	AWAY	1- 0	0- 1	6- 1				
0- 0	0- 0	0- 0	NEUTRAL	0- 0	0- 0	0- 0				

RPI 1-25				RPI 26-50				RPI 51-100				RPI 101+ Team's RPI: 126			
RPI	S	Opponent	Score	RPI	S	Opponent	Score	RPI	S	Opponent	Score	RPI	S	Opponent	Score
6	A	Duke	45 84					73	A	Liberty	51 49	109	A	North Carolina St.	30 76
19	A	Georgia	38 66									119	H	South Carolina St.	55 60
												128	A	Winthrop	50 78
												128	H	Winthrop	42 77
												134	H	High Point	71 69
												136	A	UCF	53 49
												169	A	Campbell	68 62
												169	H	Campbell	62 51
												186	A	Clemson	49 46
												191	A	Eastern Ky.	43 61
												218	A	Radford	57 40
												218	H	Radford	31 49
												243	A	Longwood	76 72
												243	H	Longwood	71 62
												244	N	Marshall	51 59
												280	A	Coastal Caro.	65 54
												280	H	Coastal Caro.	50 30
												313	A	Gardner-Webb	38 55
												313	H	Gardner-Webb	57 48
												325	A	Charleston So.	79 61
												325	H	Charleston So.	58 57
												341	A	N.C. Central	49 37
												342	A	UNC Asheville	56 49
												342	H	UNC Asheville	71 40
LAST 12 Division I GAMES:															
243	A	Longwood	76 72	313	A	Gardner-Webb	38 55								
218	A	Radford	57 40	342	H	UNC Asheville	71 40								
134	H	High Point	71 69	128	H	Winthrop	42 77								
169	H	Campbell	62 51	313	H	Gardner-Webb	57 48								
325	A	Charleston So.	79 61	128	A	Winthrop	50 78								
280	A	Coastal Caro.	65 54	342	A	UNC Asheville	56 49								

Non-Div I Games: Brevard 69 46 Southern Wesleyan 62 50

Presbyterian

Loss, Non-Conf, S Site, H Home A Away N Neutral

Average RPI Win:	194	WON-LOST	WINNING	LAST 12	STRENGTH OF	OPP. STRENGTH	TEAM	ADJ.	CONF.	ADJ CONF.
Average RPI Loss:	35	RECORD	PCT. RANK	GAMES	SCHEDULE	OF SCHEDULE	RPI	RPI	RPI	RPI
DIV. I ONLY	19- 6	39	11- 1	79	137	28	28	19	19	
DIV. I NON-CONF.	9- 5	98	1- 0	10	29	18	18	19	19	
TOTALS	RPI 1-25	RPI 26-50	W-L RECORDS	RPI 51-100	RPI 101-150	RPI 150+				
19- 6	0- 4	0- 1	OVERALL	5- 1	1- 0	13- 0				
11- 0	0- 0	0- 0	HOME	3- 0	1- 0	7- 0				
8- 6	0- 4	0- 1	AWAY	2- 1	0- 0	6- 0				
0- 0	0- 0	0- 0	NEUTRAL	0- 0	0- 0	0- 0				
9- 5	0- 4	0- 1	NON-CONFERENCE	4- 0	1- 0	4- 0				
6- 0	0- 0	0- 0	HOME	2- 0	1- 0	3- 0				
3- 5	0- 4	0- 1	AWAY	2- 0	0- 0	1- 0				
0- 0	0- 0	0- 0	NEUTRAL	0- 0	0- 0	0- 0				
10- 1	0- 0	0- 0	CONFERENCE	1- 1	0- 0	9- 0				
5- 0	0- 0	0- 0	HOME	1- 0	0- 0	4- 0				
5- 1	0- 0	0- 0	AWAY	0- 1	0- 0	5- 0				
0- 0	0- 0	0- 0	NEUTRAL	0- 0	0- 0	0- 0				

RPI 1-25				RPI 26-50				Team's RPI: 28	RPI 51-100				RPI 101+			
RPI	S	Opponent	Score	RPI	S	Opponent	Score		RPI	S	Opponent	Score	RPI	S	Opponent	Score
13	A	UCLA	52 65	48	A	Marist	45 56		54	A	Saint Joseph's	69 59	107	H	Navy	70 50
17	A	Delaware	58 59						70	A	Illinois St.	67 50	157	H	Hofstra	84 54
23	A	DePaul	75 86						72	H	Rutgers	71 55	181	A	Yale	99 53
24	A	Villanova	54 61						85	A	Harvard	55 58	182	H	Penn	77 47
									85	H	Harvard	67 51	192	H	Rider	88 42
									86	H	Drexel	74 59	224	A	UC Riverside	72 68
													227	A	Dartmouth	68 60
													227	H	Dartmouth	77 65
													275	A	Cornell	77 46
													275	H	Cornell	59 34
													285	H	UMBC	93 46
													304	A	Brown	68 37
													337	A	Columbia	87 41
													337	H	Columbia	98 36
LAST 12 Division I GAMES:																
227	A	Dartmouth	68 60	181	A	Yale	99 53									
85	A	Harvard	55 58	304	A	Brown	68 37									
275	H	Cornell	59 34	337	A	Columbia	87 41									
337	H	Columbia	98 36	275	A	Cornell	77 46									
85	H	Harvard	67 51	182	H	Penn	77 47									
227	H	Dartmouth	77 65	107	H	Navy	70 50									

Non-Div I Games:

Princeton

Providence

Through Games Of Sunday, March 3, 2013

Average RPI Win:	208	WON-LOST	WINNING	LAST 12	STRENGTH OF	OPP. STRENGTH	TEAM	ADJ.	CONF.	ADJ CONF.
Average RPI Loss:	75	RECORD	PCT. RANK	GAMES	SCHEDULE	OF SCHEDULE	RPI	RPI	RPI	RPI
DIV. I ONLY	7- 21	303	2- 10	38	55	197	197	4	4	
DIV. I NON-CONF.	5- 8	220	0- 0	139	161	215	215	3	3	
TOTALS	RPI 1-25	RPI 26-50	W-L RECORDS	RPI 51-100	RPI 101-150	RPI 150+				
7- 21	1- 6	0- 2	OVERALL	0- 7	1- 3	5- 3				
4- 10	1- 3	0- 1	HOME	0- 4	1- 2	2- 0				
1- 10	0- 3	0- 1	AWAY	0- 3	0- 1	1- 2				
2- 1	0- 0	0- 0	NEUTRAL	0- 0	0- 0	2- 1				
5- 8	0- 1	0- 0	NON-CONFERENCE	0- 3	1- 3	4- 1				
3- 3	0- 0	0- 0	HOME	0- 1	1- 2	2- 0				
0- 4	0- 1	0- 0	AWAY	0- 2	0- 1	0- 0				
2- 1	0- 0	0- 0	NEUTRAL	0- 0	0- 0	2- 1				
2- 13	1- 5	0- 2	CONFERENCE	0- 4	0- 0	1- 2				
1- 7	1- 3	0- 1	HOME	0- 3	0- 0	0- 0				
1- 6	0- 2	0- 1	AWAY	0- 1	0- 0	1- 2				
0- 0	0- 0	0- 0	NEUTRAL	0- 0	0- 0	0- 0				

RPI S	Opponent	Score	RPI S	Opponent	Score	RPI S	Opponent	Score	RPI S	Opponent	Score	Team's RPI: 197
2	H Connecticut	49 105	38	H St. John's (NY)	51 65	57	H Marquette	70 81	101	A Hartford	39 66	
4	A Notre Dame	44 89	46	A Syracuse	59 75	58	H Georgetown	64 79	117	H Akron	78 81	
4	H Notre Dame	57 92				59	H South Fla.	54 82	140	H Arizona St.	58 67	
17	A Delaware	46 64				72	A Rutgers	61 87	149	H Iona	70 58	
22	H Louisville	62 70				85	A Harvard	59 73	161	A Cincinnati	45 64	
23	A DePaul	67 79				86	H Drexel	50 60	186	N Clemson	47 62	
24	H Villanova	65 60				90	A Virginia	42 61	203	A Seton Hall	56 72	
									225	A Pittsburgh	85 83	
									229	N Lafayette	66 54	
									231	N Colorado St.	71 53	
									298	H Vermont	92 76	
									303	H Rhode Island	78 52	
LAST 12 Division I GAMES:												
4	H Notre Dame	57 92	225	A Pittsburgh	85 83							
57	H Marquette	70 81	46	A Syracuse	59 75							
161	A Cincinnati	45 64	38	H St. John's (NY)	51 65							
203	A Seton Hall	56 72	4	A Notre Dame	44 89							
2	H Connecticut	49 105	24	H Villanova	65 60							
59	H South Fla.	54 82	23	A DePaul	67 79							

Non-Div I Games:

Providence

Loss, Non-Conf, S Site, H Home A Away N Neutral

Average RPI Win: 120	WON-LOST	WINNING	LAST 12	STRENGTH OF	OPP. STRENGTH	TEAM	ADJ.	CONF.	ADJ CONF.
Average RPI Loss: 41	RECORD	PCT. RANK	GAMES	SCHEDULE	OF SCHEDULE	RPI	RPI	RPI	RPI
DIV. I ONLY	21- 8	51	6- 6	17	34	18	18	2	2
DIV. I NON-CONF.	11- 2	23	0- 0	30	58	10	10	2	2
TOTALS	RPI 1-25	RPI 26-50	W-L RECORDS	RPI 51-100	RPI 101-150	RPI 150+			
21- 8	1- 3	2- 4	OVERALL	9- 0	3- 0	6- 1			
10- 3	0- 0	0- 3	HOME	7- 0	1- 0	2- 0			
9- 4	1- 2	1- 1	AWAY	2- 0	2- 0	3- 1			
2- 1	0- 1	1- 0	NEUTRAL	0- 0	0- 0	1- 0			
11- 2	0- 2	1- 0	NON-CONFERENCE	3- 0	2- 0	5- 0			
5- 0	0- 0	0- 0	HOME	3- 0	1- 0	1- 0			
4- 1	0- 1	0- 0	AWAY	0- 0	1- 0	3- 0			
2- 1	0- 1	1- 0	NEUTRAL	0- 0	0- 0	1- 0			
10- 6	1- 1	1- 4	CONFERENCE	6- 0	1- 0	1- 1			
5- 3	0- 0	0- 3	HOME	4- 0	0- 0	1- 0			
5- 3	1- 1	1- 1	AWAY	2- 0	1- 0	0- 1			
0- 0	0- 0	0- 0	NEUTRAL	0- 0	0- 0	0- 0			

RPI	S	Opponent	Score	RPI	S	Opponent	Score	RPI	S	Opponent	Score	RPI	S	Opponent	Score
2	N	Connecticut	57 91	27	A	Michigan St.	67 62	61	H	Ohio St.	82 75	129	A	Wisconsin	58 48
4	A	Notre Dame	47 74	27	H	Michigan St.	61 68	63	A	Illinois	67 66	132	H	IUPUI	78 53
5	A	Penn St.	61 69	31	H	Michigan	56 67	63	H	Illinois	76 65	139	A	UT Martin	68 60
15	A	Nebraska	69 66	37	A	Iowa	46 62	68	A	Minnesota	75 63	174	N	Wake Forest	67 53
				37	H	Iowa	52 72	68	H	Minnesota	75 67	183	A	Indiana	61 62
				48	N	Marist	71 50	76	H	Central Mich.	87 71	183	H	Indiana	59 42
								89	H	Georgia Tech	85 73	190	A	SIU Edwardsville	66 51
								99	H	Bowling Green	59 45	254	H	USC Upstate	82 47
								100	H	Northwestern	77 73	255	A	IPFW	69 54
												296	A	Oakland	77 46
LAST 12 Division I GAMES:															
63	H	Illinois	76 65	31	H	Michigan	56 67								
27	H	Michigan St.	61 68	5	A	Penn St.	61 69								
68	A	Minnesota	75 63	183	H	Indiana	59 42								
183	A	Indiana	61 62	27	A	Michigan St.	67 62								
37	H	Iowa	52 72	100	H	Northwestern	77 73								
129	A	Wisconsin	58 48	37	A	Iowa	46 62								

Non-Div I Games:

Purdue

■ Loss,
 ■ Non-Conf, S Site,
 ■ Home
 ■ Away
 N Neutral

Quinnipiac

Through Games Of Sunday, March 3, 2013

Average RPI Win:	210	WON-LOST	WINNING	LAST 12	STRENGTH OF	OPP. STRENGTH	TEAM	ADJ.	CONF.	ADJ CONF.
Average RPI Loss:	95	RECORD	PCT. RANK	GAMES	SCHEDULE	OF SCHEDULE	RPI	RPI	RPI	RPI
DIV. I ONLY	26- 2	8	12- 0	243	198	42	42	24	24	
DIV. I NON-CONF.	9- 2	34	0- 0	190	80	51	51	22	22	
TOTALS	RPI 1-25	RPI 26-50	W-L RECORDS	RPI 51-100	RPI 101-150	RPI 150+				
26- 2	0- 0	1- 0	OVERALL	3- 1	3- 1	19- 0				
12- 0	0- 0	1- 0	HOME	1- 0	1- 0	9- 0				
11- 1	0- 0	0- 0	AWAY	2- 0	1- 0	8- 0				
3- 1	0- 0	0- 0	NEUTRAL	0- 1	1- 0	2- 0				
9- 2	0- 0	1- 0	NON-CONFERENCE	1- 1	1- 1	6- 0				
3- 0	0- 0	1- 0	HOME	0- 0	0- 0	2- 0				
3- 1	0- 0	0- 0	AWAY	1- 0	0- 1	2- 0				
3- 1	0- 0	0- 0	NEUTRAL	0- 1	1- 0	2- 0				
17- 0	0- 0	0- 0	CONFERENCE	2- 0	2- 0	13- 0				
9- 0	0- 0	0- 0	HOME	1- 0	1- 0	7- 0				
8- 0	0- 0	0- 0	AWAY	1- 0	1- 0	6- 0				
0- 0	0- 0	0- 0	NEUTRAL	0- 0	0- 0	0- 0				

RPI 1-25				RPI 26-50				Team's RPI: 42				RPI 51-100				RPI 101+			
RPI	S	Opponent	Score	RPI	S	Opponent	Score	RPI	S	Opponent	Score	RPI	S	Opponent	Score	RPI	S	Opponent	Score
				38	H	St. John's (NY)	75 72					82	A	James Madison	65 60	101	A	Hartford	61 67
												89	N	Georgia Tech	57 74	122	N	Northeastern	83 72
												94	A	Sacred Heart	67 62	137	A	Saint Francis (PA)	85 69
												94	H	Sacred Heart	74 45	137	H	Saint Francis (PA)	61 50
																152	H	Holy Cross	61 49
																181	A	Yale	89 62
																192	N	Rider	72 57
																194	H	Monmouth	72 45
																206	A	Central Conn. St.	63 53
																206	H	Central Conn. St.	82 73
																222	A	Mt. St. Mary's	78 55
																247	A	Bryant	85 62
																247	H	Bryant	74 61
																257	N	New Hampshire	60 53
																259	H	Fairleigh Dickinson	66 39
																268	H	St. Francis Brooklyn	73 52
																278	A	Robert Morris	61 52
																278	H	Robert Morris	60 46
																297	A	Massachusetts	81 72
																303	H	Rhode Island	76 60
LAST 12 Division I GAMES:																323	A	LIU Brooklyn	66 45
				323	A	LIU Brooklyn	66 45					206	A	Central Conn. St.	63 53	323	H	LIU Brooklyn	67 60
				247	H	Bryant	74 61					222	A	Mt. St. Mary's	78 55	328	A	Wagner	74 56
				94	A	Sacred Heart	67 62					328	A	Wagner	74 56				
				194	H	Monmouth	72 45					206	H	Central Conn. St.	82 73				
				278	H	Robert Morris	60 46					259	H	Fairleigh Dickinson	66 39				
				137	H	Saint Francis (PA)	61 50					137	A	Saint Francis (PA)	85 69				

Non-Div I Games:

Quinnipiac

Loss, Non-Conf, S Site, H Home A Away N Neutral

Average RPI Win:	281	WON-LOST	WINNING	LAST 12	STRENGTH OF	OPP. STRENGTH	TEAM	ADJ.	CONF.	ADJ CONF.
Average RPI Loss:	145	RECORD	PCT. RANK	GAMES	SCHEDULE	OF SCHEDULE	RPI	RPI	RPI	RPI
DIV. I ONLY	13- 13	158	5- 7	295	269	218	218	27	27	
DIV. I NON-CONF.	4- 4	160	0- 0	335	117	229	229	28	28	
TOTALS	RPI 1-25	RPI 26-50	W-L RECORDS	RPI 51-100	RPI 101-150	RPI 150+				
13- 13	0- 1	0- 1	OVERALL	0- 2	2- 3	11- 6				
6- 5	0- 0	0- 0	HOME	0- 1	0- 2	6- 2				
6- 8	0- 1	0- 1	AWAY	0- 1	2- 1	4- 4				
1- 0	0- 0	0- 0	NEUTRAL	0- 0	0- 0	1- 0				
4- 4	0- 1	0- 1	NON-CONFERENCE	0- 0	0- 0	4- 2				
2- 0	0- 0	0- 0	HOME	0- 0	0- 0	2- 0				
1- 4	0- 1	0- 1	AWAY	0- 0	0- 0	1- 2				
1- 0	0- 0	0- 0	NEUTRAL	0- 0	0- 0	1- 0				
9- 9	0- 0	0- 0	CONFERENCE	0- 2	2- 3	7- 4				
4- 5	0- 0	0- 0	HOME	0- 1	0- 2	4- 2				
5- 4	0- 0	0- 0	AWAY	0- 1	2- 1	3- 2				
0- 0	0- 0	0- 0	NEUTRAL	0- 0	0- 0	0- 0				

RPI 1-25				RPI 26-50				RPI 51-100				RPI 101+ Team's RPI: 218			
RPI	S	Opponent	Score	RPI	S	Opponent	Score	RPI	S	Opponent	Score	RPI	S	Opponent	Score
14	A	North Carolina	44 64	50	A	Miami (FL)	58 75	73	A	Liberty	60 69	126	A	Presbyterian	49 31
								73	H	Liberty	65 67	126	H	Presbyterian	40 57
												128	A	Winthrop	62 67
												134	A	High Point	64 55
												134	H	High Point	57 65
												169	A	Campbell	77 83
												169	H	Campbell	52 66
												186	A	Clemson	55 74
												243	A	Longwood	60 46
												243	H	Longwood	49 57
												244	A	Marshall	63 65
												280	A	Coastal Caro.	51 52
												280	H	Coastal Caro.	68 50
												288	H	William & Mary	72 55
												313	A	Gardner-Webb	72 69
												313	H	Gardner-Webb	70 64
												315	N	Southern Ill.	85 62
												317	A	UNC Greensboro	76 64
												325	A	Charleston So.	64 57
												325	H	Charleston So.	71 60
												332	H	Norfolk St.	73 50
												342	H	UNC Asheville	66 54
LAST 12 Division I GAMES:															
313	H	Gardner-Webb	70 64	169	H	Campbell	52 66								
126	H	Presbyterian	40 57	280	A	Coastal Caro.	51 52								
128	A	Winthrop	62 67	325	A	Charleston So.	64 57								
73	A	Liberty	60 69	134	A	High Point	64 55								
243	A	Longwood	60 46	169	A	Campbell	77 83								
134	H	High Point	57 65	325	H	Charleston So.	71 60								

Non-Div I Games: Bluefield Col. 70 40

Radford

Loss, Non-Conf, S Site, H Home A Away N Neutral

Rhode Island

Through Games Of Sunday, March 3, 2013

Average RPI Win:	296	WON-LOST	WINNING	LAST 12	STRENGTH OF	OPP. STRENGTH	TEAM	ADJ.	CONF.	ADJ CONF.
Average RPI Loss:	138	RECORD	PCT. RANK	GAMES	SCHEDULE	OF SCHEDULE	RPI	RPI	RPI	RPI
DIV. I ONLY	5- 23	324	1- 11	140	172	303	303	9	9	
DIV. I NON-CONF.	4- 10	269	0- 0	150	321	266	266	8	8	
TOTALS	RPI 1-25	RPI 26-50	W-L RECORDS	RPI 51-100	RPI 101-150	RPI 150+				
5- 23	0- 2	0- 1	OVERALL	0- 7	0- 2	5- 11				
3- 11	0- 2	0- 0	HOME	0- 6	0- 0	3- 3				
0- 11	0- 0	0- 1	AWAY	0- 0	0- 2	0- 8				
2- 1	0- 0	0- 0	NEUTRAL	0- 1	0- 0	2- 0				
4- 10	0- 1	0- 1	NON-CONFERENCE	0- 3	0- 1	4- 4				
2- 5	0- 1	0- 0	HOME	0- 2	0- 0	2- 2				
0- 4	0- 0	0- 1	AWAY	0- 0	0- 1	0- 2				
2- 1	0- 0	0- 0	NEUTRAL	0- 1	0- 0	2- 0				
1- 13	0- 1	0- 0	CONFERENCE	0- 4	0- 1	1- 7				
1- 6	0- 1	0- 0	HOME	0- 4	0- 0	1- 1				
0- 7	0- 0	0- 0	AWAY	0- 0	0- 1	0- 6				
0- 0	0- 0	0- 0	NEUTRAL	0- 0	0- 0	0- 0				

RPI 1-25				RPI 26-50				RPI 51-100				RPI 101+ Team's RPI: 303			
RPI	S	Opponent	Score	RPI	S	Opponent	Score	RPI	S	Opponent	Score	RPI	S	Opponent	Score
11	H	Dayton	48 74	42	A	Quinnipiac	60 76	53	H	Charlotte	42 53	104	A	Butler	45 60
17	H	Delaware	40 57					54	H	Saint Joseph's	51 78	122	A	Northeastern	53 94
								56	H	Boston U.	29 54	153	A	Temple	45 56
								69	H	Fordham	42 51	164	A	George Washington	43 57
								85	H	Harvard	56 63	197	A	Providence	52 78
								86	N	Drexel	43 55	202	A	Xavier	40 59
								98	H	Richmond	50 60	206	H	Central Conn. St.	49 57
												209	A	La Salle	46 72
												210	H	Saint Louis	48 67
												216	A	St. Bonaventure	28 48
												221	A	VCU	46 55
												247	H	Bryant	65 50
												265	H	Siena	47 39
												294	A	NJIT	44 48
												297	H	Massachusetts	45 42
												304	H	Brown	51 55
												326	N	Maine	51 38
												344	N	Houston Baptist	59 36
LAST 12 Division I GAMES:															
221	A	VCU	46 55	153	A	Temple	45 56								
98	H	Richmond	50 60	104	A	Butler	45 60								
210	H	Saint Louis	48 67	54	H	Saint Joseph's	51 78								
69	H	Fordham	42 51	164	A	George Washington	43 57								
297	H	Massachusetts	45 42	216	A	St. Bonaventure	28 48								
202	A	Xavier	40 59	11	H	Dayton	48 74								

Non-Div I Games: Rhode Island Col. 89 60

Rhode Island

■ Loss,
 ■ Non-Conf,
 ■ S Site,
 ■ H Home
 ■ A Away
 N Neutral

Average RPI Win:	208	WON-LOST	WINNING	LAST 12	STRENGTH OF	OPP. STRENGTH	TEAM	ADJ.	CONF.	ADJ CONF.
Average RPI Loss:	96	RECORD	PCT. RANK	GAMES	SCHEDULE	OF SCHEDULE	RPI	RPI	RPI	RPI
DIV. I ONLY	13- 15	180	4- 8	53	130	135	135	8	8	
DIV. I NON-CONF.	8- 5	114	0- 0	67	216	81	81	10	10	
TOTALS	RPI 1-25	RPI 26-50	W-L RECORDS	RPI 51-100	RPI 101-150	RPI 150+				
13- 15	0- 3	0- 0	OVERALL	1- 6	3- 2	9- 4				
11- 4	0- 1	0- 0	HOME	0- 2	3- 0	8- 1				
2- 11	0- 2	0- 0	AWAY	1- 4	0- 2	1- 3				
0- 0	0- 0	0- 0	NEUTRAL	0- 0	0- 0	0- 0				
8- 5	0- 3	0- 0	NON-CONFERENCE	0- 1	0- 0	8- 1				
7- 1	0- 1	0- 0	HOME	0- 0	0- 0	7- 0				
1- 4	0- 2	0- 0	AWAY	0- 1	0- 0	1- 1				
0- 0	0- 0	0- 0	NEUTRAL	0- 0	0- 0	0- 0				
5- 10	0- 0	0- 0	CONFERENCE	1- 5	3- 2	1- 3				
4- 3	0- 0	0- 0	HOME	0- 2	3- 0	1- 1				
1- 7	0- 0	0- 0	AWAY	1- 3	0- 2	0- 2				
0- 0	0- 0	0- 0	NEUTRAL	0- 0	0- 0	0- 0				

RPI 1-25				RPI 26-50				RPI 51-100				RPI 101+ Team's RPI: 135			
RPI	S	Opponent	Score	RPI	S	Opponent	Score	RPI	S	Opponent	Score	RPI	S	Opponent	Score
1	H	Baylor	49 89					55	A	SMU	51 73	110	A	Memphis	60 64
7	A	Tennessee	48 101					64	A	East Carolina	41 60	124	H	UAB	61 53
16	A	Texas A&M	57 80					74	A	UALR	48 76	136	H	UCF	66 49
								84	A	Tulane	45 61	146	A	Tulsa	45 49
								84	H	Tulane	65 69	146	H	Tulsa	56 53
								95	A	UTEP	62 59	151	H	Lamar	62 56
								95	H	UTEP	48 49	168	H	McNeese St.	60 51
												171	A	Houston	59 69
												171	H	Houston	51 53
												172	A	Tennessee Tech	65 78
												193	A	Southern Miss.	57 76
												196	H	Stephen F. Austin	60 41
												228	H	Prairie View	57 42
												244	H	Marshall	71 61
												253	H	UTSA	43 41
												300	A	Texas St.	73 61
												318	H	Tex.-Pan American	75 54
												340	H	Chicago St.	68 42
LAST 12 Division I GAMES:															
171	A	Houston	59 69	171	H	Houston	51 53								
95	A	UTEP	62 59	124	H	UAB	61 53								
244	H	Marshall	71 61	110	A	Memphis	60 64								
136	H	UCF	66 49	193	A	Southern Miss.	57 76								
146	A	Tulsa	45 49	95	H	UTEP	48 49								
84	A	Tulane	45 61	55	A	SMU	51 73								

Non-Div I Games:

Rice

■ Loss,
 ■ Non-Conf, S Site,
 ■ Home
 ■ Away
 N Neutral

Average RPI Win:	186	WON-LOST	WINNING	LAST 12	STRENGTH OF	OPP. STRENGTH	TEAM	ADJ.	CONF.	ADJ CONF.
Average RPI Loss:	86	RECORD	PCT. RANK	GAMES	SCHEDULE	OF SCHEDULE	RPI	RPI	RPI	RPI
DIV. I ONLY	16- 14	151	5- 7	69	96	98	98	9	9	
DIV. I NON-CONF.	9- 6	125	0- 0	39	104	64	64	8	8	
TOTALS	RPI 1-25	RPI 26-50	W-L RECORDS	RPI 51-100	RPI 101-150	RPI 150+				
16- 14	0- 2	0- 3	OVERALL	3- 4	4- 1	9- 4				
9- 5	0- 1	0- 2	HOME	0- 1	3- 0	6- 1				
5- 8	0- 0	0- 1	AWAY	1- 3	1- 1	3- 3				
2- 1	0- 1	0- 0	NEUTRAL	2- 0	0- 0	0- 0				
9- 6	0- 1	0- 2	NON-CONFERENCE	3- 1	3- 1	3- 1				
4- 2	0- 0	0- 2	HOME	0- 0	3- 0	1- 0				
3- 3	0- 0	0- 0	AWAY	1- 1	0- 1	2- 1				
2- 1	0- 1	0- 0	NEUTRAL	2- 0	0- 0	0- 0				
7- 8	0- 1	0- 1	CONFERENCE	0- 3	1- 0	6- 3				
5- 3	0- 1	0- 0	HOME	0- 1	0- 0	5- 1				
2- 5	0- 0	0- 1	AWAY	0- 2	1- 0	1- 2				
0- 0	0- 0	0- 0	NEUTRAL	0- 0	0- 0	0- 0				

RPI 1-25				RPI 26-50				RPI 51-100 Team's RPI: 98				RPI 101+			
RPI	S	Opponent	Score	RPI	S	Opponent	Score	RPI	S	Opponent	Score	RPI	S	Opponent	Score
11	H	Dayton	64 72	35	A	Duquesne	54 59	53	H	Charlotte	55 64	101	A	Hartford	54 59
21	N	Green Bay	48 79	49	H	FGCU	62 70	54	A	Saint Joseph's	62 82	104	A	Butler	68 44
				50	H	Miami (FL)	63 69	56	A	Boston U.	61 70	107	H	Navy	65 59
								65	N	Wichita St.	49 46	116	H	N.C. A&T	76 63
								68	N	Minnesota	58 46	133	H	Virginia Tech	65 51
								69	A	Fordham	40 47	153	A	Temple	48 61
								82	A	James Madison	70 66	164	A	George Washington	54 57
												173	A	Col. of Charleston	74 82
												202	H	Xavier	73 63
												209	H	La Salle	67 62
												210	H	Saint Louis	49 52
												216	H	St. Bonaventure	51 46
												221	H	VCU	66 62
												243	H	Longwood	71 61
												297	H	Massachusetts	81 63
												299	A	UNC Wilmington	53 42
												303	A	Rhode Island	60 50
												317	A	UNC Greensboro	104 69
LAST 12 Division I GAMES:															
53	H	Charlotte	55 64	164	A	George Washington	54 57								
303	A	Rhode Island	60 50	11	H	Dayton	64 72								
104	A	Butler	68 44	153	A	Temple	48 61								
221	H	VCU	66 62	202	H	Xavier	73 63								
297	H	Massachusetts	81 63	210	H	Saint Louis	49 52								
35	A	Duquesne	54 59	69	A	Fordham	40 47								

Non-Div I Games:

Richmond

■ Loss,
 ■ Non-Conf, S Site,
 ■ Home
 ■ Away
 N Neutral

Average RPI Win:	249	WON-LOST	WINNING	LAST 12	STRENGTH OF	OPP. STRENGTH	TEAM	ADJ.	CONF.	ADJ CONF.
Average RPI Loss:	177	RECORD	PCT. RANK	GAMES	SCHEDULE	OF SCHEDULE	RPI	RPI	RPI	RPI
DIV. I ONLY	15- 14	156	8- 4	208	311	192	192	25	25	
DIV. I NON-CONF.	5- 6	190	0- 0	122	332	172	172	23	23	
TOTALS	RPI 1-25	RPI 26-50	W-L RECORDS	RPI 51-100	RPI 101-150	RPI 150+				
15- 14	0- 0	0- 4	OVERALL	0- 0	1- 2	14- 8				
6- 7	0- 0	0- 1	HOME	0- 0	1- 1	5- 5				
9- 6	0- 0	0- 2	AWAY	0- 0	0- 1	9- 3				
0- 1	0- 0	0- 1	NEUTRAL	0- 0	0- 0	0- 0				
5- 6	0- 0	0- 2	NON-CONFERENCE	0- 0	1- 0	4- 4				
1- 3	0- 0	0- 0	HOME	0- 0	1- 0	0- 3				
4- 2	0- 0	0- 1	AWAY	0- 0	0- 0	4- 1				
0- 1	0- 0	0- 1	NEUTRAL	0- 0	0- 0	0- 0				
10- 8	0- 0	0- 2	CONFERENCE	0- 0	0- 2	10- 4				
5- 4	0- 0	0- 1	HOME	0- 0	0- 1	5- 2				
5- 4	0- 0	0- 1	AWAY	0- 0	0- 1	5- 2				
0- 0	0- 0	0- 0	NEUTRAL	0- 0	0- 0	0- 0				

RPI S	Opponent	Score	RPI S	Opponent	Score	RPI S	Opponent	Score	RPI S	Opponent	Score	Team's RPI: 192
			28 A Princeton	42 88					127 H Army	66 60		
			42 N Quinnipiac	57 72					149 A Iona	58 88		
			48 A Marist	44 69					149 H Iona	63 76		
			48 H Marist	47 62					184 A Fairfield	69 57		
									184 H Fairfield	55 44		
									206 A Central Conn. St.	61 62		
									215 A Stony Brook	62 50		
									220 A Loyola Maryland	81 74		
									220 H Loyola Maryland	56 41		
									222 H Mt. St. Mary's	67 70		
									225 A Pittsburgh	65 48		
									229 A Lafayette	68 64		
									251 A Niagara	58 62		
									251 H Niagara	59 64		
									264 A Canisius	68 75		
									264 H Canisius	50 51		
									265 A Siena	73 61		
									265 H Siena	72 52		
									268 H St. Francis Brooklyn	55 58		
									294 H NJIT	51 53		
									304 A Brown	57 47		
									320 A Manhattan	48 41		
									320 H Manhattan	60 57		
									331 A Saint Peter's	73 58		
									331 H Saint Peter's	74 51		
LAST 12 Division I GAMES:												
			149 H Iona	63 76			149 A Iona	58 88				
			265 H Siena	72 52			184 H Fairfield	55 44				
			331 A Saint Peter's	73 58			251 H Niagara	59 64				
			48 A Marist	44 69			320 H Manhattan	60 57				
			220 H Loyola Maryland	56 41			184 A Fairfield	69 57				
			265 A Siena	73 61			331 H Saint Peter's	74 51				

Non-Div I Games:

Rider

■ Loss,
 ■ Non-Conf,
 ■ S Site,
 ■ H Home
 ■ A Away
 N Neutral

Average RPI Win:	257	WON-LOST	WINNING	LAST 12	STRENGTH OF	OPP. STRENGTH	TEAM	ADJ.	CONF.	ADJ CONF.
Average RPI Loss:	150	RECORD	PCT. RANK	GAMES	SCHEDULE	OF SCHEDULE	RPI	RPI	RPI	RPI
DIV. I ONLY	7- 21	303	4- 8	128	233	278	278	24	24	
DIV. I NON-CONF.	1- 10	325	0- 0	145	142	290	290	22	22	
TOTALS	RPI 1-25	RPI 26-50	W-L RECORDS	RPI 51-100	RPI 101-150	RPI 150+				
7- 21	0- 0	0- 5	OVERALL	0- 4	1- 1	6- 11				
5- 7	0- 0	0- 2	HOME	0- 1	1- 0	4- 4				
2- 14	0- 0	0- 0	AWAY	0- 0	0- 0	2- 2				
0- 0	0- 0	0- 0	NEUTRAL	0- 0	0- 0	0- 0				
1- 10	0- 0	0- 3	NON-CONFERENCE	0- 2	0- 0	1- 5				
0- 3	0- 0	0- 1	HOME	0- 0	0- 0	0- 2				
1- 7	0- 0	0- 2	AWAY	0- 2	0- 0	1- 3				
0- 0	0- 0	0- 0	NEUTRAL	0- 0	0- 0	0- 0				
6- 11	0- 0	0- 2	CONFERENCE	0- 2	1- 1	5- 6				
5- 4	0- 0	0- 1	HOME	0- 1	1- 0	4- 2				
1- 7	0- 0	0- 1	AWAY	0- 1	0- 1	1- 4				
0- 0	0- 0	0- 0	NEUTRAL	0- 0	0- 0	0- 0				

RPI	S	Opponent	Score	RPI	S	Opponent	Score	RPI	S	Opponent	Score	RPI	S	Opponent	Score	Team's RPI: 278
27	A	Michigan St.	35 68	68	A	Minnesota	60 82	137	A	Saint Francis (PA)	63 72	137	H	Saint Francis (PA)	67 53	
35	H	Duquesne	47 61	76	A	Central Mich.	56 96	156	A	Miami (OH)	56 70	194	A	Monmouth	47 58	
37	A	Iowa	44 58	94	A	Sacred Heart	52 59	194	H	Monmouth	48 60	206	A	Central Conn. St.	60 69	
42	A	Quinnipiac	46 60	94	H	Sacred Heart	66 70	206	H	Central Conn. St.	65 48	215	H	Stony Brook	48 56	
42	H	Quinnipiac	52 61					222	H	Mt. St. Mary's	61 59	242	A	Coppin St.	52 59	
LAST 12 Division I GAMES:																
206	A	Central Conn. St.	60 69	328	H	Wagner	57 39	247	H	Bryant	71 69	251	H	Niagara	59 63	
194	H	Monmouth	48 60	268	A	St. Francis Brooklyn	63 67	251	A	Fairleigh Dickinson	68 80	259	A	Fairleigh Dickinson	62 64	
259	H	Fairleigh Dickinson	62 64	323	A	LIU Brooklyn	47 41	261	A	Colgate	55 71	268	A	St. Francis Brooklyn	63 67	
42	A	Quinnipiac	46 60	137	A	Saint Francis (PA)	63 72	323	A	LIU Brooklyn	47 41	328	H	Wagner	57 39	
94	A	Sacred Heart	52 59	222	H	Mt. St. Mary's	61 59	339	A	Kent St.	60 51					
137	H	Saint Francis (PA)	67 53	94	H	Sacred Heart	66 70									

Non-Div I Games:

Robert Morris

■ Loss,
 ■ Non-Conf,
 ■ S Site,
 ■ H Home
 ■ A Away
 N Neutral

Average RPI Win:	221	WON-LOST	WINNING	LAST 12	STRENGTH OF	OPP. STRENGTH	TEAM	ADJ.	CONF.	ADJ CONF.
Average RPI Loss:	192	RECORD	PCT. RANK	GAMES	SCHEDULE	OF SCHEDULE	RPI	RPI	RPI	RPI
DIV. I ONLY	15- 13	144	8- 4	230	254	190	190	28	28	
DIV. I NON-CONF.	6- 6	160	0- 0	187	191	186	186	29	29	
TOTALS	RPI 1-25	RPI 26-50	W-L RECORDS	RPI 51-100	RPI 101-150	RPI 150+				
15- 13	0- 1	0- 1	OVERALL	0- 1	3- 1	12- 9				
8- 5	0- 1	0- 0	HOME	0- 0	1- 1	7- 3				
5- 8	0- 0	0- 1	AWAY	0- 1	2- 0	3- 6				
2- 0	0- 0	0- 0	NEUTRAL	0- 0	0- 0	2- 0				
6- 6	0- 1	0- 1	NON-CONFERENCE	0- 1	0- 0	6- 3				
3- 2	0- 1	0- 0	HOME	0- 0	0- 0	3- 1				
1- 4	0- 0	0- 1	AWAY	0- 1	0- 0	1- 2				
2- 0	0- 0	0- 0	NEUTRAL	0- 0	0- 0	2- 0				
9- 7	0- 0	0- 0	CONFERENCE	0- 0	3- 1	6- 6				
5- 3	0- 0	0- 0	HOME	0- 0	1- 1	4- 2				
4- 4	0- 0	0- 0	AWAY	0- 0	2- 0	2- 4				
0- 0	0- 0	0- 0	NEUTRAL	0- 0	0- 0	0- 0				

RPI 1-25				RPI 26-50				RPI 51-100				RPI 101+ Team's RPI: 190			
RPI	S	Opponent	Score	RPI	S	Opponent	Score	RPI	S	Opponent	Score	RPI	S	Opponent	Score
18	H	Purdue	51 66	45	A	Toledo	43 59	55	A	SMU	46 64	118	A	Eastern Ill.	70 62
												118	H	Eastern Ill.	65 70
												139	A	UT Martin	66 63
												139	H	UT Martin	67 66
												158	H	Sacramento St.	75 57
												172	H	Tennessee Tech	56 66
												183	A	Indiana	56 72
												186	N	Clemson	49 43
												191	A	Eastern Ky.	73 69
												195	A	Belmont	52 66
												204	H	Tennessee St.	75 69
												233	A	Murray St.	68 81
												233	H	Murray St.	79 68
												239	H	Western Ill.	68 58
												255	A	IPFW	74 67
												255	H	IPFW	61 54
												272	A	Southeast Mo. St.	62 67
												272	H	Southeast Mo. St.	78 65
												273	A	Ill.-Chicago	61 68
												276	N	Southern U.	55 53
												305	A	Morehead St.	72 75
												306	A	Austin Peay	54 49
												306	H	Austin Peay	53 67
												315	H	Southern Ill.	63 68
												343	H	Jacksonville St.	80 58
LAST 12 Division I GAMES:															
118	A	Eastern Ill.	70 62	118	H	Eastern Ill.	65 70								
204	H	Tennessee St.	75 69	272	H	Southeast Mo. St.	78 65								
233	H	Murray St.	79 68	139	H	UT Martin	67 66								
306	H	Austin Peay	53 67	306	A	Austin Peay	54 49								
272	A	Southeast Mo. St.	62 67	233	A	Murray St.	68 81								
139	A	UT Martin	66 63	343	H	Jacksonville St.	80 58								

Non-Div I Games:

SIU Edwardsville

■ Loss,
 ■ Non-Conf,
 ■ S Site,
 ■ Home
 ■ A Away
 N Neutral

SMU										
Average RPI Win:	170	WON-LOST	WINNING	LAST 12	STRENGTH OF	OPP. STRENGTH	TEAM	ADJ.	CONF.	ADJ CONF.
Average RPI Loss:	96	RECORD	PCT. RANK	GAMES	SCHEDULE	OF SCHEDULE	RPI	RPI	RPI	RPI
DIV. I ONLY	21- 7	46	9- 3	82	133	55	55	8	8	
DIV. I NON-CONF.	9- 4	75	0- 0	140	232	116	116	10	10	
TOTALS	RPI 1-25	RPI 26-50	W-L RECORDS	RPI 51-100	RPI 101-150	RPI 150+				
21- 7	0- 0	0- 1	OVERALL	4- 4	7- 0	10- 2				
15- 3	0- 0	0- 0	HOME	1- 3	5- 0	9- 0				
5- 4	0- 0	0- 1	AWAY	2- 1	2- 0	1- 2				
1- 0	0- 0	0- 0	NEUTRAL	1- 0	0- 0	0- 0				
9- 4	0- 0	0- 1	NON-CONFERENCE	1- 2	1- 0	7- 1				
8- 2	0- 0	0- 0	HOME	0- 2	1- 0	7- 0				
0- 2	0- 0	0- 1	AWAY	0- 0	0- 0	0- 1				
1- 0	0- 0	0- 0	NEUTRAL	1- 0	0- 0	0- 0				
12- 3	0- 0	0- 0	CONFERENCE	3- 2	6- 0	3- 1				
7- 1	0- 0	0- 0	HOME	1- 1	4- 0	2- 0				
5- 2	0- 0	0- 0	AWAY	2- 1	2- 0	1- 1				
0- 0	0- 0	0- 0	NEUTRAL	0- 0	0- 0	0- 0				

RPI 1-25				RPI 26-50				RPI 51-100				Team's RPI: 55	RPI 101+			
RPI	S	Opponent	Score	RPI	S	Opponent	Score	RPI	S	Opponent	Score		RPI	S	Opponent	Score
				36	A	San Diego St.	72 88	64	A	East Carolina	47 63		110	A	Memphis	74 67
								65	H	Wichita St.	59 61		124	H	UAB	94 92
								74	H	UALR	43 47		135	H	Rice	73 51
								84	A	Tulane	62 56		136	H	UCF	69 54
								84	H	Tulane	68 73		138	H	Montana St.	71 70
								85	N	Harvard	88 73		146	A	Tulsa	71 46
								95	A	UTEP	82 73		146	H	Tulsa	69 60
								95	H	UTEP	73 71		171	A	Houston	58 65
													171	H	Houston	58 54
													176	A	TCU	70 76
													177	H	Texas Southern	66 50
													190	H	SIU Edwardsville	64 46
													193	A	Southern Miss.	79 69
													196	H	Stephen F. Austin	71 62
													213	H	North Texas	67 63
													226	H	La.-Monroe	76 56
													244	H	Marshall	67 50
													318	H	Tex.-Pan American	71 35
													338	H	Alcorn	76 46
LAST 12 Division I GAMES:																
				95	H	UTEP	73 71	244	H	Marshall	67 50					
				84	H	Tulane	68 73	124	H	UAB	94 92					
				171	A	Houston	58 65	95	A	UTEP	82 73					
				146	H	Tulsa	69 60	171	H	Houston	58 54					
				110	A	Memphis	74 67	146	A	Tulsa	71 46					
				64	A	East Carolina	47 63	135	H	Rice	73 51					

Non-Div I Games:

SMU

■ Loss,
 ■ Non-Conf,
 ■ S Site,
 ■ Home
 ■ A Away
 N Neutral

Average RPI Win:	236	WON-LOST	WINNING	LAST 12	STRENGTH OF	OPP. STRENGTH	TEAM	ADJ.	CONF.	ADJ CONF.
Average RPI Loss:	145	RECORD	PCT. RANK	GAMES	SCHEDULE	OF SCHEDULE	RPI	RPI	RPI	RPI
DIV. I ONLY	16- 11	115	8- 4	282	201	158	158	16	16	
DIV. I NON-CONF.	5- 4	142	0- 0	266	286	165	165	13	13	
TOTALS	RPI 1-25	RPI 26-50	W-L RECORDS	RPI 51-100	RPI 101-150	RPI 150+				
16- 11	0- 0	0- 0	OVERALL	1- 4	1- 3	14- 4				
9- 2	0- 0	0- 0	HOME	1- 1	0- 1	8- 0				
7- 9	0- 0	0- 0	AWAY	0- 3	1- 2	6- 4				
0- 0	0- 0	0- 0	NEUTRAL	0- 0	0- 0	0- 0				
5- 4	0- 0	0- 0	NON-CONFERENCE	0- 0	0- 1	5- 3				
3- 0	0- 0	0- 0	HOME	0- 0	0- 0	3- 0				
2- 4	0- 0	0- 0	AWAY	0- 0	0- 1	2- 3				
0- 0	0- 0	0- 0	NEUTRAL	0- 0	0- 0	0- 0				
11- 7	0- 0	0- 0	CONFERENCE	1- 4	1- 2	9- 1				
6- 2	0- 0	0- 0	HOME	1- 1	0- 1	5- 0				
5- 5	0- 0	0- 0	AWAY	0- 3	1- 1	4- 1				
0- 0	0- 0	0- 0	NEUTRAL	0- 0	0- 0	0- 0				

RPI 1-25				RPI 26-50				RPI 51-100				RPI 101+				Team's RPI: 158	
RPI	S	Opponent	Score	RPI	S	Opponent	Score	RPI	S	Opponent	Score	RPI	S	Opponent	Score		
								71	A	Montana	55 82	118	A	Eastern Ill.	67 72		
								93	A	Northern Colo.	63 79	120	A	Idaho St.	61 81		
								93	H	Northern Colo.	73 81	120	H	Idaho St.	52 62		
								97	A	Eastern Wash.	49 63	138	A	Montana St.	69 65		
								97	H	Eastern Wash.	85 70	175	A	Long Beach St.	71 74		
												180	A	Oregon St.	80 71		
												190	A	SIU Edwardsville	57 75		
												205	H	San Francisco	68 60		
												212	H	UC Davis	66 65		
												214	A	Portland St.	88 82		
												214	H	Portland St.	81 77		
												232	A	Southern Utah	71 79		
												232	H	Southern Utah	93 86		
												236	A	North Dakota	79 77		
												236	H	North Dakota	80 62		
												281	A	Cal St. Fullerton	75 94		
												283	A	Northern Ariz.	78 68		
												283	H	Northern Ariz.	73 67		
												293	A	CSU Bakersfield	79 72		
												295	H	Utah Valley	74 62		
												330	A	Weber St.	63 57		
												330	H	Weber St.	103 60		
LAST 12 Division I GAMES:																	
				120	A	Idaho St.	61 81					97	A	Eastern Wash.	49 63		
				330	A	Weber St.	63 57					232	H	Southern Utah	93 86		
				283	A	Northern Ariz.	78 68					283	H	Northern Ariz.	73 67		
				93	H	Northern Colo.	73 81					93	A	Northern Colo.	63 79		
				236	H	North Dakota	80 62					236	A	North Dakota	79 77		
				214	A	Portland St.	88 82					330	H	Weber St.	103 60		

Non-Div I Games:

Sacramento St.

■ Loss,
■ Non-Conf,
■ S Site,
■ Home
■ A Away
N Neutral

Sacred Heart

Through Games Of Sunday, March 3, 2013

Average RPI Win:	234	WON-LOST	WINNING	LAST 12	STRENGTH OF	OPP. STRENGTH	TEAM	ADJ.	CONF.	ADJ CONF.
Average RPI Loss:	131	RECORD	PCT. RANK	GAMES	SCHEDULE	OF SCHEDULE	RPI	RPI	RPI	RPI
DIV. I ONLY	21- 8	51	11- 1	251	217	94	94	24	24	
DIV. I NON-CONF.	8- 4	84	0- 0	260	158	112	112	22	22	
TOTALS	RPI 1-25	RPI 26-50	W-L RECORDS	RPI 51-100	RPI 101-150	RPI 150+				
21- 8	0- 0	0- 2	OVERALL	0- 2	4- 1	17- 3				
12- 2	0- 0	0- 1	HOME	0- 0	1- 0	11- 1				
7- 6	0- 0	0- 1	AWAY	0- 2	1- 1	6- 2				
2- 0	0- 0	0- 0	NEUTRAL	0- 0	2- 0	0- 0				
8- 4	0- 0	0- 0	NON-CONFERENCE	0- 2	2- 1	6- 1				
5- 0	0- 0	0- 0	HOME	0- 0	0- 0	5- 0				
1- 4	0- 0	0- 0	AWAY	0- 2	0- 1	1- 1				
2- 0	0- 0	0- 0	NEUTRAL	0- 0	2- 0	0- 0				
13- 4	0- 0	0- 2	CONFERENCE	0- 0	2- 0	11- 2				
7- 2	0- 0	0- 1	HOME	0- 0	1- 0	6- 1				
6- 2	0- 0	0- 1	AWAY	0- 0	1- 0	5- 1				
0- 0	0- 0	0- 0	NEUTRAL	0- 0	0- 0	0- 0				

RPI 1-25				RPI 26-50				RPI 51-100				Team's RPI: 94	RPI 101+			
RPI	S	Opponent	Score	RPI	S	Opponent	Score	RPI	S	Opponent	Score		RPI	S	Opponent	Score
				42	A	Quinnipiac	45 74	58	A	Georgetown	63 90		111	N	Sam Houston St.	66 62
				42	H	Quinnipiac	62 67	73	A	Liberty	63 68		131	N	Boston College	54 48
													137	A	Saint Francis (PA)	71 50
													137	H	Saint Francis (PA)	81 56
													147	A	Seattle	70 74
													181	H	Yale	67 62
													194	H	Monmouth	56 42
													200	A	Lehigh	73 63
													206	A	Central Conn. St.	57 62
													206	H	Central Conn. St.	61 39
													215	A	Stony Brook	46 51
													222	A	Mt. St. Mary's	58 50
													247	A	Bryant	58 50
													247	H	Bryant	62 44
													259	H	Fairleigh Dickinson	80 48
													261	H	Colgate	59 53
													265	H	Siena	61 60
													268	A	St. Francis Brooklyn	57 53
													268	H	St. Francis Brooklyn	47 56
													278	A	Robert Morris	70 66
													278	H	Robert Morris	59 52
													320	H	Manhattan	55 38
													323	H	LIU Brooklyn	61 47
													328	A	Wagner	76 47
													331	H	Saint Peter's	79 34
LAST 12 Division I GAMES:																
				268	A	St. Francis Brooklyn	57 53	259	H	Fairleigh Dickinson	80 48					
				247	A	Bryant	58 50	328	A	Wagner	76 47					
				206	H	Central Conn. St.	61 39	222	A	Mt. St. Mary's	58 50					
				42	H	Quinnipiac	62 67	247	H	Bryant	62 44					
				137	H	Saint Francis (PA)	81 56	194	H	Monmouth	56 42					
				278	H	Robert Morris	59 52	278	A	Robert Morris	70 66					

Non-Div I Games:

Sacred Heart

 Loss,
 Non-Conf,
 S Site,
 H Home
 A Away
N Neutral

Saint Francis (PA)

Through Games Of Sunday, March 3, 2013

Average RPI Win:	231	WON-LOST	WINNING	LAST 12	STRENGTH OF	OPP. STRENGTH	TEAM	ADJ.	CONF.	ADJ CONF.
Average RPI Loss:	140	RECORD	PCT. RANK	GAMES	SCHEDULE	OF SCHEDULE	RPI	RPI	RPI	RPI
DIV. I ONLY	15- 13	144	6- 6	134	231	137	137	24	24	
DIV. I NON-CONF.	5- 6	190	0- 0	89	152	110	110	22	22	
TOTALS	RPI 1-25	RPI 26-50	W-L RECORDS	RPI 51-100	RPI 101-150	RPI 150+				
15- 13	0- 1	0- 3	OVERALL	0- 4	2- 0	13- 5				
9- 3	0- 0	0- 1	HOME	0- 2	2- 0	7- 0				
6- 9	0- 1	0- 2	AWAY	0- 2	0- 0	6- 4				
0- 1	0- 0	0- 0	NEUTRAL	0- 0	0- 0	0- 1				
5- 6	0- 1	0- 1	NON-CONFERENCE	0- 2	2- 0	3- 2				
2- 1	0- 0	0- 0	HOME	0- 1	2- 0	0- 0				
3- 4	0- 1	0- 1	AWAY	0- 1	0- 0	3- 1				
0- 1	0- 0	0- 0	NEUTRAL	0- 0	0- 0	0- 1				
10- 7	0- 0	0- 2	CONFERENCE	0- 2	0- 0	10- 3				
7- 2	0- 0	0- 1	HOME	0- 1	0- 0	7- 0				
3- 5	0- 0	0- 1	AWAY	0- 1	0- 0	3- 3				
0- 0	0- 0	0- 0	NEUTRAL	0- 0	0- 0	0- 0				

RPI 1-25				RPI 26-50				RPI 51-100				RPI 101+ Team's RPI: 137			
RPI	S	Opponent	Score	RPI	S	Opponent	Score	RPI	S	Opponent	Score	RPI	S	Opponent	Score
4	A	Notre Dame	55 128	35	A	Duquesne	38 69	54	H	Saint Joseph's	44 61	117	H	Akron	74 73
				42	A	Quinnipiac	50 61	61	A	Ohio St.	54 70	148	H	Howard	69 61
				42	H	Quinnipiac	69 85	94	A	Sacred Heart	56 81	194	A	Monmouth	63 49
								94	H	Sacred Heart	50 71	194	H	Monmouth	69 56
												199	A	Wright St.	98 81
												206	A	Bucknell	62 54
												206	H	Central Conn. St.	67 62
												222	H	Mt. St. Mary's	83 59
												247	A	Bryant	54 79
												247	H	Bryant	81 76
												259	A	Fairleigh Dickinson	68 50
												259	H	Fairleigh Dickinson	100 89
												261	A	Colgate	62 67
												268	A	St. Francis Brooklyn	64 53
												278	A	Robert Morris	53 67
												278	H	Robert Morris	72 63
												282	N	Florida A&M	65 69
												323	A	LIU Brooklyn	43 61
												328	H	Wagner	80 43
												339	A	Kent St.	81 67
LAST 12 Division I GAMES:															
				247	A	Bryant	54 79					222	H	Mt. St. Mary's	83 59
				259	H	Fairleigh Dickinson	100 89					323	A	LIU Brooklyn	43 61
				194	H	Monmouth	69 56					268	A	St. Francis Brooklyn	64 53
				94	A	Sacred Heart	56 81					278	H	Robert Morris	72 63
				42	A	Quinnipiac	50 61					328	H	Wagner	80 43
				278	A	Robert Morris	53 67					42	H	Quinnipiac	69 85

Non-Div I Games:

Saint Francis (PA)

■ Loss,
 ■ Non-Conf, S Site,
 ■ Home
 ■ Away
 N Neutral

Saint Joseph's

Through Games Of Sunday, March 3, 2013

Average RPI Win:	180	WON-LOST	WINNING	LAST 12	STRENGTH OF	OPP. STRENGTH	TEAM	ADJ.	CONF.	ADJ CONF.
Average RPI Loss:	40	RECORD	PCT. RANK	GAMES	SCHEDULE	OF SCHEDULE	RPI	RPI	RPI	RPI
DIV. I ONLY	20- 8	55	9- 3	62	91	54	54	9	9	
DIV. I NON-CONF.	9- 5	98	0- 0	37	90	59	59	8	8	
TOTALS	RPI 1-25	RPI 26-50	W-L RECORDS	RPI 51-100	RPI 101-150	RPI 150+				
20- 8	1- 3	1- 2	OVERALL	2- 3	2- 0	14- 0				
10- 4	1- 1	0- 2	HOME	1- 1	1- 0	7- 0				
9- 3	0- 2	1- 0	AWAY	1- 1	1- 0	6- 0				
1- 1	0- 0	0- 0	NEUTRAL	0- 1	0- 0	1- 0				
9- 5	1- 2	0- 2	NON-CONFERENCE	1- 1	1- 0	6- 0				
4- 3	1- 1	0- 2	HOME	0- 0	0- 0	3- 0				
4- 1	0- 1	0- 0	AWAY	1- 0	1- 0	2- 0				
1- 1	0- 0	0- 0	NEUTRAL	0- 1	0- 0	1- 0				
11- 3	0- 1	1- 0	CONFERENCE	1- 2	1- 0	8- 0				
6- 1	0- 0	0- 0	HOME	1- 1	1- 0	4- 0				
5- 2	0- 1	1- 0	AWAY	0- 1	0- 0	4- 0				
0- 0	0- 0	0- 0	NEUTRAL	0- 0	0- 0	0- 0				

RPI 1-25				RPI 26-50				RPI 51-100				RPI 101+			
RPI	S	Opponent	Score	RPI	S	Opponent	Score	RPI	S	Opponent	Score	RPI	S	Opponent	Score
10	H	Maryland	50 49	28	H	Princeton	59 69	53	H	Charlotte	66 71	104	H	Butler	57 50
11	A	Dayton	66 73	35	A	Duquesne	69 68	69	A	Fordham	63 70	137	A	Saint Francis (PA)	61 44
13	A	UCLA	65 73	46	H	Syracuse	39 80	76	N	Central Mich.	84 98	153	H	Temple	49 41
24	H	Villanova	51 55					86	A	Drexel	47 45	157	A	Hofstra	71 55
								98	H	Richmond	82 62	164	A	George Washington	80 67
												182	A	Penn	66 53
												184	H	Fairfield	51 38
												209	H	La Salle	68 31
												210	A	Saint Louis	69 38
												216	H	St. Bonaventure	61 44
												221	A	VCU	55 50
												229	H	Lafayette	69 43
												285	H	UMBC	79 38
												297	H	Massachusetts	87 50
												303	A	Rhode Island	78 51
												327	N	Savannah St.	88 41
LAST 12 Division I GAMES:															
		11	A	Dayton	66	73				53	H	Charlotte	66	71	
		297	H	Massachusetts	87	50				221	A	VCU	55	50	
		69	A	Fordham	63	70				303	A	Rhode Island	78	51	
		209	H	La Salle	68	31				104	H	Butler	57	50	
		153	H	Temple	49	41				216	H	St. Bonaventure	61	44	
		35	A	Duquesne	69	68				210	A	Saint Louis	69	38	

Non-Div I Games:

Saint Joseph's

■ Loss,
■ Non-Conf,
■ S Site,
■ H Home
■ A Away
N Neutral

Saint Louis

Through Games Of Sunday, March 3, 2013

Average RPI Win:	224	WON-LOST	WINNING	LAST 12	STRENGTH OF	OPP. STRENGTH	TEAM	ADJ.	CONF.	ADJ CONF.
Average RPI Loss:	128	RECORD	PCT. RANK	GAMES	SCHEDULE	OF SCHEDULE	RPI	RPI	RPI	RPI
DIV. I ONLY	11- 18	238	4- 8	155	120	210	210	9	9	
DIV. I NON-CONF.	6- 9	216	0- 0	223	200	218	218	8	8	
TOTALS	RPI 1-25	RPI 26-50	W-L RECORDS	RPI 51-100	RPI 101-150	RPI 150+				
11- 18	0- 1	0- 2	OVERALL	1- 4	1- 5	9- 6				
5- 8	0- 1	0- 0	HOME	0- 3	1- 4	4- 0				
6- 10	0- 0	0- 2	AWAY	1- 1	0- 1	5- 6				
0- 0	0- 0	0- 0	NEUTRAL	0- 0	0- 0	0- 0				
6- 9	0- 0	0- 1	NON-CONFERENCE	0- 1	1- 4	5- 3				
3- 3	0- 0	0- 0	HOME	0- 0	1- 3	2- 0				
3- 6	0- 0	0- 1	AWAY	0- 1	0- 1	3- 3				
0- 0	0- 0	0- 0	NEUTRAL	0- 0	0- 0	0- 0				
5- 9	0- 1	0- 1	CONFERENCE	1- 3	0- 1	4- 3				
2- 5	0- 1	0- 0	HOME	0- 3	0- 1	2- 0				
3- 4	0- 0	0- 1	AWAY	1- 0	0- 0	2- 3				
0- 0	0- 0	0- 0	NEUTRAL	0- 0	0- 0	0- 0				

RPI	S	Opponent	Score	RPI	S	Opponent	Score	RPI	S	Opponent	Score	RPI	S	Opponent	Score	Team's RPI: 210
11	H	Dayton	61 71	32	A	Oklahoma	33 68	53	H	Charlotte	54 71	104	H	Butler	62 67	
				35	A	Duquesne	41 68	54	H	Saint Joseph's	38 69	110	H	Memphis	58 65	
								69	H	Fordham	56 61	124	H	Indiana St.	46 48	
								92	A	Missouri	51 67	128	H	Winthrop	62 53	
								98	A	Richmond	52 49	139	A	UT Martin	62 78	
												150	H	UNI	64 73	
												153	A	Temple	50 54	
												164	A	George Washington	55 68	
												202	A	Xavier	66 49	
												209	A	La Salle	46 49	
												217	A	Evansville	63 59	
												221	H	VCU	60 46	
												239	H	Western Ill.	55 44	
												240	A	Neb. Omaha	51 42	
												249	A	Valparaiso	53 47	
												251	A	Drake	55 61	
												272	A	Southeast Mo. St.	52 59	
												273	H	Ill.-Chicago	58 49	
												284	A	UMKC	53 56	
												297	H	Massachusetts	59 50	
												303	A	Rhode Island	67 48	
LAST 12 Division I GAMES:																
164	A	George Washington	55 68	153	A	Temple	50 54									
11	H	Dayton	61 71	297	H	Massachusetts	59 50									
303	A	Rhode Island	67 48	202	A	Xavier	66 49									
104	H	Butler	62 67	53	H	Charlotte	54 71									
69	H	Fordham	56 61	98	A	Richmond	52 49									
209	A	La Salle	46 49	54	H	Saint Joseph's	38 69									

Non-Div I Games:

Saint Louis

■ Loss,
 ■ Non-Conf,
 ■ S Site,
 ■ Home
 ■ A Away
 N Neutral

Saint Peter's

Through Games Of Sunday, March 3, 2013

Average RPI Win:	292	WON-LOST	WINNING	LAST 12	STRENGTH OF	OPP. STRENGTH	TEAM	ADJ.	CONF.	ADJ CONF.
Average RPI Loss:	196	RECORD	PCT. RANK	GAMES	SCHEDULE	OF SCHEDULE	RPI	RPI	RPI	RPI
DIV. I ONLY	2- 27	342	2- 10	201	313	331	331	25	25	
DIV. I NON-CONF.	0- 11	337	0- 0	153	334	332	332	23	23	
TOTALS	RPI 1-25	RPI 26-50	W-L RECORDS	RPI 51-100	RPI 101-150	RPI 150+				
2- 27	0- 0	0- 2	OVERALL	0- 2	0- 4	2- 19				
0- 15	0- 0	0- 1	HOME	0- 1	0- 2	0- 11				
2- 12	0- 0	0- 1	AWAY	0- 1	0- 2	2- 8				
0- 0	0- 0	0- 0	NEUTRAL	0- 0	0- 0	0- 0				
0- 11	0- 0	0- 0	NON-CONFERENCE	0- 2	0- 2	0- 7				
0- 6	0- 0	0- 0	HOME	0- 1	0- 1	0- 4				
0- 5	0- 0	0- 0	AWAY	0- 1	0- 1	0- 3				
0- 0	0- 0	0- 0	NEUTRAL	0- 0	0- 0	0- 0				
2- 16	0- 0	0- 2	CONFERENCE	0- 0	0- 2	2- 12				
0- 9	0- 0	0- 1	HOME	0- 0	0- 1	0- 7				
2- 7	0- 0	0- 1	AWAY	0- 0	0- 1	2- 5				
0- 0	0- 0	0- 0	NEUTRAL	0- 0	0- 0	0- 0				

RPI S	Opponent	Score	RPI S	Opponent	Score	RPI S	Opponent	Score	RPI S	Opponent	Score	Team's RPI: 331
48	A Marist	50 79	48	H Marist	49 68	87	H Hampton	40 62	107	A Navy	53 64	
						94	A Sacred Heart	34 79	117	H Akron	57 103	
									149	A Iona	62 93	
									149	H Iona	58 84	
									184	A Fairfield	49 61	
									184	H Fairfield	50 58	
									192	A Rider	51 74	
									192	H Rider	58 73	
									200	H Lehigh	60 62	
									206	H Bucknell	62 69	
									209	A La Salle	55 72	
									215	A Stony Brook	41 63	
									220	A Loyola Maryland	47 56	
									220	H Loyola Maryland	45 57	
									251	A Niagara	55 67	
									251	H Niagara	46 54	
									259	H Fairleigh Dickinson	50 55	
									264	A Canisius	74 65	
									264	H Canisius	52 62	
									265	A Siena	67 70	
									265	H Siena	60 75	
									294	H NJIT	35 62	
									304	A Brown	48 82	
									320	A Manhattan	60 49	
									320	H Manhattan	66 73	
LAST 12 Division I GAMES:												
220	H Loyola Maryland	45 57	251	A Niagara	55 67							
48	A Marist	50 79	264	A Canisius	74 65							
192	H Rider	58 73	48	H Marist	49 68							
265	A Siena	67 70	184	H Fairfield	50 58							
184	A Fairfield	49 61	320	A Manhattan	60 49							
149	H Iona	58 84	192	A Rider	51 74							

Non-Div I Games:

Saint Peter's

■ Loss,
 ■ Non-Conf,
 ■ S Site,
 ■ H Home
 ■ A Away
 N Neutral

Average RPI Win:	230	WON-LOST	WINNING	LAST 12	STRENGTH OF	OPP. STRENGTH	TEAM	ADJ.	CONF.	ADJ CONF.
Average RPI Loss:	131	RECORD	PCT. RANK	GAMES	SCHEDULE	OF SCHEDULE	RPI	RPI	RPI	RPI
DIV. I ONLY	15- 12	133	9- 3	122	295	111	111	20	20	
DIV. I NON-CONF.	3- 8	276	0- 0	58	221	175	175	20	20	
TOTALS	RPI 1-25	RPI 26-50	W-L RECORDS	RPI 51-100	RPI 101-150	RPI 150+				
15- 12	0- 2	0- 0	OVERALL	1- 2	1- 1	13- 7				
8- 2	0- 0	0- 0	HOME	0- 0	1- 0	7- 2				
5- 9	0- 2	0- 0	AWAY	0- 1	0- 1	5- 5				
2- 1	0- 0	0- 0	NEUTRAL	1- 1	0- 0	1- 0				
3- 8	0- 2	0- 0	NON-CONFERENCE	1- 2	0- 0	2- 4				
0- 1	0- 0	0- 0	HOME	0- 0	0- 0	0- 1				
1- 6	0- 2	0- 0	AWAY	0- 1	0- 0	1- 3				
2- 1	0- 0	0- 0	NEUTRAL	1- 1	0- 0	1- 0				
12- 4	0- 0	0- 0	CONFERENCE	0- 0	1- 1	11- 3				
8- 1	0- 0	0- 0	HOME	0- 0	1- 0	7- 1				
4- 3	0- 0	0- 0	AWAY	0- 0	0- 1	4- 2				
0- 0	0- 0	0- 0	NEUTRAL	0- 0	0- 0	0- 0				

RPI	S	Opponent	Score	RPI	S	Opponent	Score	RPI	S	Opponent	Score	RPI	S	Opponent	Score	Team's RPI: 111
15	A	Nebraska	72 85					66	N	Albany (NY)	71 68	113	A	Oral Roberts	40 90	
17	A	Delaware	31 63					94	N	Sacred Heart	62 66	113	H	Oral Roberts	54 47	
								95	A	UTEP	66 85	151	A	Lamar	59 57	
												151	H	Lamar	48 52	
												155	A	South Ala.	61 71	
												167	A	Nicholls St.	70 63	
												167	H	Nicholls St.	74 60	
												168	A	McNeese St.	58 62	
												168	H	McNeese St.	60 53	
												175	A	Long Beach St.	49 50	
												176	A	TCU	60 67	
												177	H	Texas Southern	57 62	
												196	H	Stephen F. Austin	64 50	
												234	A	Central Ark.	51 71	
												234	H	Central Ark.	64 48	
												279	H	Northwestern St.	72 61	
												289	A	Southeastern La.	58 53	
												289	H	Southeastern La.	93 75	
												312	N	Grambling	73 55	
												334	A	A&M-Corpus Christi	68 53	
												334	H	A&M-Corpus Christi	65 46	
												344	A	Houston Baptist	75 58	
LAST 12 Division I GAMES:																
289	H	Southeastern La.	93 75	168	H	McNeese St.	60 53									
167	H	Nicholls St.	74 60	334	A	A&M-Corpus Christi	68 53									
196	H	Stephen F. Austin	64 50	167	A	Nicholls St.	70 63									
234	A	Central Ark.	51 71	289	A	Southeastern La.	58 53									
113	A	Oral Roberts	40 90	113	H	Oral Roberts	54 47									
151	H	Lamar	48 52	234	H	Central Ark.	64 48									

Non-Div I Games: Tex. A&M-Commerce 78 50

Sam Houston St.

Average RPI Win:	268	WON-LOST	WINNING	LAST 12	STRENGTH OF	OPP. STRENGTH	TEAM	ADJ.	CONF.	ADJ CONF.
Average RPI Loss:	157	RECORD	PCT. RANK	GAMES	SCHEDULE	OF SCHEDULE	RPI	RPI	RPI	RPI
DIV. I ONLY	12- 15	198	4- 8	311	218	250	250	21	21	
DIV. I NON-CONF.	2- 6	289	0- 0	332	114	322	322	25	25	
TOTALS	RPI 1-25	RPI 26-50	W-L RECORDS	RPI 51-100	RPI 101-150	RPI 150+				
12- 15	0- 1	0- 2	OVERALL	0- 3	2- 1	10- 8				
8- 4	0- 0	0- 1	HOME	0- 1	2- 0	6- 2				
4- 11	0- 1	0- 1	AWAY	0- 2	0- 1	4- 6				
0- 0	0- 0	0- 0	NEUTRAL	0- 0	0- 0	0- 0				
2- 6	0- 1	0- 0	NON-CONFERENCE	0- 1	0- 0	2- 4				
1- 1	0- 0	0- 0	HOME	0- 0	0- 0	1- 1				
1- 5	0- 1	0- 0	AWAY	0- 1	0- 0	1- 3				
0- 0	0- 0	0- 0	NEUTRAL	0- 0	0- 0	0- 0				
10- 9	0- 0	0- 2	CONFERENCE	0- 2	2- 1	8- 4				
7- 3	0- 0	0- 1	HOME	0- 1	2- 0	5- 1				
3- 6	0- 0	0- 1	AWAY	0- 1	0- 1	3- 3				
0- 0	0- 0	0- 0	NEUTRAL	0- 0	0- 0	0- 0				

RPI 1-25				RPI 26-50				RPI 51-100				RPI 101+ Team's RPI: 250			
RPI	S	Opponent	Score	RPI	S	Opponent	Score	RPI	S	Opponent	Score	RPI	S	Opponent	Score
20	A	Florida St.	42 77	47	A	Chattanooga	46 60	88	A	Davidson	51 63	106	H	Appalachian St.	66 64
				47	H	Chattanooga	60 66	88	H	Davidson	38 58	144	A	Elon	41 65
								91	A	Auburn	51 80	144	H	Elon	65 59
												172	A	Tennessee Tech	56 65
												173	A	Col. of Charleston	62 63
												173	H	Col. of Charleston	56 47
												186	A	Clemson	51 63
												204	H	Tennessee St.	40 57
												223	A	Furman	55 59
												223	H	Furman	65 33
												248	A	Oregon	61 72
												309	A	Ga. Southern	51 52
												309	H	Ga. Southern	56 41
												316	A	Wofford	59 45
												316	H	Wofford	52 46
												317	A	UNC Greensboro	60 46
												317	H	UNC Greensboro	51 52
												319	A	Western Caro.	47 38
												319	H	Western Caro.	47 41
												329	H	Alabama St.	49 19
												343	A	Jacksonville St.	48 45
LAST 12 Division I GAMES:															
319	H	Western Caro.	47 41	47	A	Chattanooga	46 60	223	A	Furman	55 59				
88	H	Davidson	38 58	316	A	Wofford	59 45	106	H	Appalachian St.	66 64				
173	A	Col. of Charleston	62 63	47	H	Chattanooga	60 66	88	A	Davidson	51 63				
309	A	Ga. Southern	51 52												
144	H	Elon	65 59												
317	H	UNC Greensboro	51 52												

Non-Div I Games: Aub.-Montgomery 62 24

Samford

■ Loss,
 ■ Non-Conf,
 ■ S Site,
 ■ Home
 ■ A Away
 N Neutral

Average RPI Win:	184	WON-LOST	WINNING	LAST 12	STRENGTH OF	OPP. STRENGTH	TEAM	ADJ.	CONF.	ADJ CONF.
Average RPI Loss:	66	RECORD	PCT. RANK	GAMES	SCHEDULE	OF SCHEDULE	RPI	RPI	RPI	RPI

DIV. I ONLY	18- 8	63	10- 2	117	78	77	77	7	7
DIV. I NON-CONF.	6- 4	125	0- 0	126	78	117	117	7	7
TOTALS	RPI 1-25	RPI 26-50	W-L RECORDS	RPI 51-100	RPI 101-150	RPI 150+			
18- 8	0- 0	2- 4	OVERALL	2- 3	2- 1	12- 0			
10- 4	0- 0	1- 3	HOME	2- 1	1- 0	6- 0			
7- 4	0- 0	1- 1	AWAY	0- 2	1- 1	5- 0			
1- 0	0- 0	0- 0	NEUTRAL	0- 0	0- 0	1- 0			
6- 4	0- 0	0- 2	NON-CONFERENCE	2- 1	0- 1	4- 0			
4- 2	0- 0	0- 2	HOME	2- 0	0- 0	2- 0			
1- 2	0- 0	0- 0	AWAY	0- 1	0- 1	1- 0			
1- 0	0- 0	0- 0	NEUTRAL	0- 0	0- 0	1- 0			
12- 4	0- 0	2- 2	CONFERENCE	0- 2	2- 0	8- 0			
6- 2	0- 0	1- 1	HOME	0- 1	1- 0	4- 0			
6- 2	0- 0	1- 1	AWAY	0- 1	1- 0	4- 0			
0- 0	0- 0	0- 0	NEUTRAL	0- 0	0- 0	0- 0			

RPI 1-25				RPI 26-50				RPI 51-100				RPI 101+			
RPI	S	Opponent	Score	RPI	S	Opponent	Score	RPI	S	Opponent	Score	RPI	S	Opponent	Score
				36	H	San Diego St.	54 58	76	H	Central Mich.	78 72	140	A	Arizona St.	39 72
				37	H	Iowa	73 83	79	A	BYU	48 53	145	A	Santa Clara	84 66
				39	A	Gonzaga	57 77	79	H	BYU	54 57	145	H	Santa Clara	59 48
				39	H	Gonzaga	50 62	81	A	Cal Poly	50 69	175	H	Long Beach St.	67 49
				43	A	St. Mary's (CA)	73 70	93	H	Northern Colo.	78 44	179	A	Loyola Marymount	66 59
				43	H	St. Mary's (CA)	67 50					179	H	Loyola Marymount	88 78
												205	A	San Francisco	63 61
												205	H	San Francisco	62 52
												219	A	Portland	69 63
												219	H	Portland	72 54
												258	A	Pepperdine	79 61
												258	H	Pepperdine	71 50
												269	H	San Jose St.	91 52
												277	N	Boise St.	77 70
												321	A	Air Force	74 43
LAST 12 Division I GAMES:															
				145	A	Santa Clara	84 66	205	A	San Francisco	63 61				
				205	H	San Francisco	62 52	145	H	Santa Clara	59 48				
				43	H	St. Mary's (CA)	67 50	258	A	Pepperdine	79 61				
				179	A	Loyola Marymount	66 59	219	H	Portland	72 54				
				258	H	Pepperdine	71 50	39	H	Gonzaga	50 62				
				79	A	BYU	48 53	43	A	St. Mary's (CA)	73 70				

San Diego

■ Loss, ■ Non-Conf, S Site, H Home A Away N Neutral

San Diego St.

Through Games Of Sunday, March 3, 2013

Average RPI Win:	188	WON-LOST	WINNING	LAST 12	STRENGTH OF	OPP. STRENGTH	TEAM	ADJ.	CONF.	ADJ CONF.
Average RPI Loss:	51	RECORD	PCT. RANK	GAMES	SCHEDULE	OF SCHEDULE	RPI	RPI	RPI	RPI
DIV. I ONLY	20- 5	24	12- 0	87	128	36	36	17	17	
DIV. I NON-CONF.	7- 4	103	0- 0	31	19	40	40	16	16	
TOTALS	RPI 1-25	RPI 26-50	W-L RECORDS	RPI 51-100	RPI 101-150	RPI 150+				
20- 5	0- 2	0- 1	OVERALL	7- 2	1- 0	12- 0				
10- 2	0- 0	0- 1	HOME	2- 1	1- 0	7- 0				
9- 3	0- 2	0- 0	AWAY	4- 1	0- 0	5- 0				
1- 0	0- 0	0- 0	NEUTRAL	1- 0	0- 0	0- 0				
7- 4	0- 2	0- 1	NON-CONFERENCE	4- 1	1- 0	2- 0				
4- 1	0- 0	0- 1	HOME	1- 0	1- 0	2- 0				
2- 3	0- 2	0- 0	AWAY	2- 1	0- 0	0- 0				
1- 0	0- 0	0- 0	NEUTRAL	1- 0	0- 0	0- 0				
13- 1	0- 0	0- 0	CONFERENCE	3- 1	0- 0	10- 0				
6- 1	0- 0	0- 0	HOME	1- 1	0- 0	5- 0				
7- 0	0- 0	0- 0	AWAY	2- 0	0- 0	5- 0				
0- 0	0- 0	0- 0	NEUTRAL	0- 0	0- 0	0- 0				

RPI 1-25				RPI 26-50				Team's RPI: 36	RPI 51-100				RPI 101+			
RPI	S	Opponent	Score	RPI	S	Opponent	Score		RPI	S	Opponent	Score	RPI	S	Opponent	Score
13	A	UCLA	52 66	40	H	Oklahoma St.	72 80		55	H	SMU	88 72	108	H	Southern California	80 46
25	A	Colorado	53 67						67	A	Wyoming	57 51	188	A	New Mexico	63 39
									67	H	Wyoming	66 43	188	H	New Mexico	72 44
									77	A	San Diego	58 54	231	A	Colorado St.	48 44
									81	A	Cal Poly	73 56	231	H	Colorado St.	60 44
									83	A	Washington	58 59	245	H	UC Irvine	63 53
									91	N	Auburn	78 57	267	A	UNLV	74 60
									96	A	Fresno St.	74 49	267	H	UNLV	86 50
									96	H	Fresno St.	72 80	277	A	Boise St.	64 40
													287	A	Nevada	58 45
													287	H	Nevada	69 57
													321	H	Air Force	68 46
													327	H	Savannah St.	72 51
LAST 12 Division I GAMES:																
188	H	New Mexico	72 44	277	A	Boise St.	64 40									
287	A	Nevada	58 45	321	H	Air Force	68 46									
67	A	Wyoming	57 51	188	A	New Mexico	63 39									
267	H	UNLV	86 50	287	H	Nevada	69 57									
231	H	Colorado St.	60 44	67	H	Wyoming	66 43									
96	A	Fresno St.	74 49	267	A	UNLV	74 60									

Non-Div I Games: Cal St. Dom. Hills 66 30 Fresno Pacific 90 41

San Diego St.

Loss, Non-Conf, S Site, H Home A Away N Neutral

San Francisco

Through Games Of Sunday, March 3, 2013

Average RPI Win:	199	WON-LOST	WINNING	LAST 12	STRENGTH OF	OPP. STRENGTH	TEAM	ADJ.	CONF.	ADJ CONF.
Average RPI Loss:	116	RECORD	PCT. RANK	GAMES	SCHEDULE	OF SCHEDULE	RPI	RPI	RPI	RPI
DIV. I ONLY	10- 18	257	3- 9	92	115	205	205	7	7	
DIV. I NON-CONF.	6- 6	160	0- 0	91	268	139	139	7	7	
TOTALS	RPI 1-25	RPI 26-50	W-L RECORDS	RPI 51-100	RPI 101-150	RPI 150+				
10- 18	0- 0	0- 5	OVERALL	2- 5	1- 3	7- 5				
7- 7	0- 0	0- 2	HOME	1- 3	1- 1	5- 1				
3- 11	0- 0	0- 0	AWAY	1- 0	0- 1	2- 0				
0- 0	0- 0	0- 0	NEUTRAL	0- 0	0- 0	0- 0				
6- 6	0- 0	0- 1	NON-CONFERENCE	1- 2	1- 1	4- 2				
4- 2	0- 0	0- 0	HOME	0- 2	1- 0	3- 0				
2- 4	0- 0	0- 1	AWAY	1- 0	0- 1	1- 2				
0- 0	0- 0	0- 0	NEUTRAL	0- 0	0- 0	0- 0				
4- 12	0- 0	0- 4	CONFERENCE	1- 3	0- 2	3- 3				
3- 5	0- 0	0- 2	HOME	1- 1	0- 1	2- 1				
1- 7	0- 0	0- 2	AWAY	0- 2	0- 1	1- 2				
0- 0	0- 0	0- 0	NEUTRAL	0- 0	0- 0	0- 0				

RPI S	Opponent	Score	RPI S	Opponent	Score	RPI S	Opponent	Score	RPI S	Opponent	Score	Team's RPI: 205
39	A Gonzaga	65 101	39	H Gonzaga	46 84	69	H Fordham	48 55	121	H Hawaii	65 52	
43	A St. Mary's (CA)	63 68	43	A St. Mary's (CA)	48 68	77	A San Diego	52 62	141	A Cal St. Northridge	33 77	
44	A Pacific	59 75	44	A Pacific	59 75	77	H San Diego	61 63	145	A Santa Clara	48 61	
						79	A BYU	58 80	145	H Santa Clara	64 69	
						79	H BYU	65 56	158	A Sacramento St.	60 68	
						81	A Cal Poly	71 67	179	A Loyola Marymount	50 65	
						96	H Fresno St.	63 72	179	H Loyola Marymount	55 58	
									212	H UC Davis	72 65	
									219	A Portland	75 71	
									219	H Portland	88 81	
									253	A UTSA	61 60	
									258	A Pepperdine	67 71	
									258	H Pepperdine	67 57	
									269	H San Jose St.	92 64	
									277	H Boise St.	75 61	
									281	A Cal St. Fullerton	55 60	
LAST 12 Division I GAMES:												
179	H Loyola Marymount	55 58	39	H Gonzaga	46 84							
258	H Pepperdine	67 57	77	H San Diego	61 63							
77	A San Diego	52 62	43	A St. Mary's (CA)	63 68							
39	A Gonzaga	65 101	79	H BYU	65 56							
219	A Portland	75 71	145	A Santa Clara	48 61							
145	H Santa Clara	64 69	179	A Loyola Marymount	50 65							

Non-Div I Games: Notre Dame de Namur93 43

San Francisco

■ Loss,
 ■ Non-Conf,
 ■ S Site,
 ■ Home
 ■ A Away
 N Neutral

Average RPI Win: 229		WON-LOST	WINNING	LAST 12	STRENGTH OF	OPP. STRENGTH	TEAM	ADJ.	CONF.	ADJ CONF.
Average RPI Loss: 177		RECORD	PCT. RANK	GAMES	SCHEDULE	OF SCHEDULE	RPI	RPI	RPI	RPI
DIV. I ONLY		10- 16	235	7- 5	221	227	269	269	26	26
DIV. I NON-CONF.		2- 8	305	0- 0	189	207	305	305	26	26
TOTALS		RPI 1-25	RPI 26-50	W-L RECORDS	RPI 51-100	RPI 101-150	RPI 150+			
10- 16	0- 0		0- 1	OVERALL	0- 1	3- 4	7- 10			
9- 5	0- 0		0- 1	HOME	0- 0	3- 1	6- 3			
1- 11	0- 0		0- 0	AWAY	0- 1	0- 3	1- 7			
0- 0	0- 0		0- 0	NEUTRAL	0- 0	0- 0	0- 0			
2- 8	0- 0		0- 1	NON-CONFERENCE	0- 1	1- 2	1- 4			
2- 3	0- 0		0- 1	HOME	0- 0	1- 1	1- 1			
0- 5	0- 0		0- 0	AWAY	0- 1	0- 1	0- 3			
0- 0	0- 0		0- 0	NEUTRAL	0- 0	0- 0	0- 0			
8- 8	0- 0		0- 0	CONFERENCE	0- 0	2- 2	6- 6			
7- 2	0- 0		0- 0	HOME	0- 0	2- 0	5- 2			
1- 6	0- 0		0- 0	AWAY	0- 0	0- 2	1- 4			
0- 0	0- 0		0- 0	NEUTRAL	0- 0	0- 0	0- 0			

RPI 1-25				RPI 26-50				RPI 51-100				RPI 101+			
RPI	S	Opponent	Score	RPI	S	Opponent	Score	RPI	S	Opponent	Score	RPI	S	Opponent	Score
				44	H	Pacific	60 74	77	A	San Diego	52 91	118	A	Eastern Ill.	67 88
												141	H	Cal St. Northridge	73 63
												143	A	Utah St.	54 87
												143	H	Utah St.	103 80
												145	H	Santa Clara	47 62
												147	A	Seattle	60 72
												147	H	Seattle	74 65
												163	A	Idaho	65 82
												163	H	Idaho	66 83
												189	A	Louisiana Tech	80 94
												189	H	Louisiana Tech	60 58
												198	A	Denver	68 83
												198	H	Denver	68 67
												205	A	San Francisco	64 92
												217	A	Evansville	65 74
												232	H	Southern Utah	82 93
												253	H	UTSA	54 57
												263	A	New Mexico St.	70 90
												263	H	New Mexico St.	51 50
												281	A	Cal St. Fullerton	59 60
												295	H	Utah Valley	81 72
												300	H	Texas St.	98 96
												308	A	Texas-Arlington	78 70
												308	H	Texas-Arlington	71 49
LAST 12 Division I GAMES:															
				189	H	Louisiana Tech	60 58	147	H	Seattle	74 65				
				308	H	Texas-Arlington	71 49	308	A	Texas-Arlington	78 70				
				198	A	Denver	68 83	189	A	Louisiana Tech	80 94				
				263	A	New Mexico St.	70 90	263	H	New Mexico St.	51 50				
				143	A	Utah St.	54 87	198	H	Denver	68 67				
				163	H	Idaho	66 83	143	H	Utah St.	103 80				

Non-Div I Games:	San Fran. St.	70	51
------------------	---------------	----	----

San Jose St.

Loss, Non-Conf, S Site, H Home A Away N Neutral

Santa Clara

Through Games Of Sunday, March 3, 2013

Average RPI Win:	229	WON-LOST	WINNING	LAST 12	STRENGTH OF	OPP. STRENGTH	TEAM	ADJ.	CONF.	ADJ CONF.
Average RPI Loss:	88	RECORD	PCT. RANK	GAMES	SCHEDULE	OF SCHEDULE	RPI	RPI	RPI	RPI
DIV. I ONLY	14- 15	169	3- 9	89	124	145	145	7	7	
DIV. I NON-CONF.	8- 5	114	0- 0	73	267	84	84	7	7	
TOTALS	RPI 1-25	RPI 26-50	W-L RECORDS	RPI 51-100	RPI 101-150	RPI 150+				
14- 15	0- 1	0- 6	OVERALL	1- 4	0- 1	13- 3				
7- 7	0- 1	0- 2	HOME	1- 2	0- 1	6- 1				
6- 7	0- 0	0- 0	AWAY	0- 0	0- 0	6- 1				
1- 1	0- 0	0- 1	NEUTRAL	0- 0	0- 0	1- 0				
8- 5	0- 1	0- 2	NON-CONFERENCE	1- 0	0- 1	7- 1				
4- 2	0- 1	0- 0	HOME	1- 0	0- 1	3- 0				
3- 2	0- 0	0- 1	AWAY	0- 0	0- 0	3- 1				
1- 1	0- 0	0- 1	NEUTRAL	0- 0	0- 0	1- 0				
6- 10	0- 0	0- 4	CONFERENCE	0- 4	0- 0	6- 2				
3- 5	0- 0	0- 2	HOME	0- 2	0- 0	3- 1				
3- 5	0- 0	0- 2	AWAY	0- 2	0- 0	3- 1				
0- 0	0- 0	0- 0	NEUTRAL	0- 0	0- 0	0- 0				

RPI 1-25				RPI 26-50				RPI 51-100				RPI 101+ Team's RPI: 145			
RPI	S	Opponent	Score	RPI	S	Opponent	Score	RPI	S	Opponent	Score	RPI	S	Opponent	Score
3	H	Stanford	57 92	39	A	Gonzaga	50 79	77	A	San Diego	48 59	141	H	Cal St. Northridge	67 70
				39	H	Gonzaga	55 70	77	H	San Diego	66 84	175	A	Long Beach St.	68 67
				43	A	St. Mary's (CA)	56 65	79	A	BYU	42 65	179	A	Loyola Marymount	50 71
				43	H	St. Mary's (CA)	50 56	79	H	BYU	48 65	179	H	Loyola Marymount	58 54
				44	A	Pacific	45 72	96	H	Fresno St.	58 53	205	A	San Francisco	69 64
				45	N	Toledo	48 73					205	H	San Francisco	61 48
												212	A	UC Davis	59 70
												219	A	Portland	59 58
												219	H	Portland	68 71
												235	N	Cleveland St.	82 71
												245	H	UC Irvine	77 54
												258	A	Pepperdine	38 36
												258	H	Pepperdine	64 52
												267	H	UNLV	70 64
												269	A	San Jose St.	62 47
												293	A	CSU Bakersfield	77 56
												295	H	Utah Valley	80 67
LAST 12 Division I GAMES:															
77	H	San Diego	66 84	179	A	Loyola Marymount	50 71								
43	A	St. Mary's (CA)	56 65	79	H	BYU	48 65								
258	H	Pepperdine	64 52	77	A	San Diego	48 59								
39	H	Gonzaga	55 70	219	H	Portland	68 71								
79	A	BYU	42 65	43	H	St. Mary's (CA)	50 56								
205	A	San Francisco	69 64	205	H	San Francisco	61 48								

Non-Div I Games:

Santa Clara

Loss, Non-Conf, S Site, H Home A Away N Neutral

Average RPI Win:	268	WON-LOST	WINNING	LAST 12	STRENGTH OF	OPP. STRENGTH	TEAM	ADJ.	CONF.	ADJ CONF.
Average RPI Loss:	188	RECORD	PCT. RANK	GAMES	SCHEDULE	OF SCHEDULE	RPI	RPI	RPI	RPI
DIV. I ONLY	4- 20	325	1- 11	229	292	327	327	30	30	
DIV. I NON-CONF.	2- 8	305	0- 0	86	106	250	250	30	30	
TOTALS	RPI 1-25	RPI 26-50	W-L RECORDS	RPI 51-100	RPI 101-150	RPI 150+				
4- 20	0- 2	0- 1	OVERALL	0- 3	1- 3	3- 11				
4- 5	0- 0	0- 0	HOME	0- 1	1- 1	3- 3				
0- 14	0- 2	0- 1	AWAY	0- 1	0- 2	0- 8				
0- 1	0- 0	0- 0	NEUTRAL	0- 1	0- 0	0- 0				
2- 8	0- 2	0- 1	NON-CONFERENCE	0- 2	0- 0	2- 3				
2- 0	0- 0	0- 0	HOME	0- 0	0- 0	2- 0				
0- 7	0- 2	0- 1	AWAY	0- 1	0- 0	0- 3				
0- 1	0- 0	0- 0	NEUTRAL	0- 1	0- 0	0- 0				
2- 12	0- 0	0- 0	CONFERENCE	0- 1	1- 3	1- 8				
2- 5	0- 0	0- 0	HOME	0- 1	1- 1	1- 3				
0- 7	0- 0	0- 0	AWAY	0- 0	0- 2	0- 5				
0- 0	0- 0	0- 0	NEUTRAL	0- 0	0- 0	0- 0				

RPI 1-25				RPI 26-50				RPI 51-100				RPI 101+ Team's RPI: 327			
RPI	S	Opponent	Score	RPI	S	Opponent	Score	RPI	S	Opponent	Score	RPI	S	Opponent	Score
12	A	South Carolina	47 78	36	A	San Diego St.	51 72	54	N	Saint Joseph's	41 88	116	H	N.C. A&T	45 67
19	A	Georgia	57 94					80	A	Florida	38 88	119	A	South Carolina St.	54 75
								87	H	Hampton	40 70	119	H	South Carolina St.	49 46
												148	A	Howard	41 53
												185	A	Mississippi St.	55 70
												193	A	Southern Miss.	38 51
												242	A	Coppin St.	53 57
												282	A	Florida A&M	59 67
												282	H	Florida A&M	49 59
												286	A	Morgan St.	50 68
												291	H	North Florida	49 40
												301	A	Jacksonville	60 72
												314	A	Bethune-Cookman	53 67
												314	H	Bethune-Cookman	41 50
												329	H	Alabama St.	60 48
												332	H	Norfolk St.	62 55
												341	A	N.C. Central	29 33
												341	H	N.C. Central	38 43
LAST 12 Division I GAMES:															
341	A	N.C. Central	29 33	148	A	Howard	41 53								
314	A	Bethune-Cookman	53 67	119	A	South Carolina St.	54 75								
282	A	Florida A&M	59 67	314	H	Bethune-Cookman	41 50								
116	H	N.C. A&T	45 67	282	H	Florida A&M	49 59								
341	H	N.C. Central	38 43	286	A	Morgan St.	50 68								
119	H	South Carolina St.	49 46	242	A	Coppin St.	53 57								

Non-Div I Games: Trinity Baptist 66 41 Talladega 58 56 Columbia (SC) 89 55

Savannah St.

Average RPI Win:	228	WON-LOST	WINNING	LAST 12	STRENGTH OF	OPP. STRENGTH	TEAM	ADJ.	CONF.	ADJ CONF.
Average RPI Loss:	178	RECORD	PCT. RANK	GAMES	SCHEDULE	OF SCHEDULE	RPI	RPI	RPI	RPI
DIV. I ONLY	17- 9	87	9- 3	260	227	147	147	26	26	
DIV. I NON-CONF.	3- 6	244	0- 0	193	136	276	276	26	26	
TOTALS	RPI 1-25	RPI 26-50	W-L RECORDS	RPI 51-100	RPI 101-150	RPI 150+				
17- 9	0- 0	0- 1	OVERALL	1- 2	1- 1	15- 5				
11- 3	0- 0	0- 1	HOME	1- 1	1- 0	9- 1				
6- 6	0- 0	0- 0	AWAY	0- 1	0- 1	6- 4				
0- 0	0- 0	0- 0	NEUTRAL	0- 0	0- 0	0- 0				
3- 6	0- 0	0- 1	NON-CONFERENCE	1- 2	0- 0	2- 3				
3- 3	0- 0	0- 1	HOME	1- 1	0- 0	2- 1				
0- 3	0- 0	0- 0	AWAY	0- 1	0- 0	0- 2				
0- 0	0- 0	0- 0	NEUTRAL	0- 0	0- 0	0- 0				
14- 3	0- 0	0- 0	CONFERENCE	0- 0	1- 1	13- 2				
8- 0	0- 0	0- 0	HOME	0- 0	1- 0	7- 0				
6- 3	0- 0	0- 0	AWAY	0- 0	0- 1	6- 2				
0- 0	0- 0	0- 0	NEUTRAL	0- 0	0- 0	0- 0				

[illegible]

Non-Div I Games:

Seattle

Loss, Non-Conf, S Site, H Home A Away N Neutral

Average RPI Win:	214	WON-LOST	WINNING	LAST 12	STRENGTH OF	OPP. STRENGTH	TEAM	ADJ.	CONF.	ADJ CONF.
Average RPI Loss:	72	RECORD	PCT. RANK	GAMES	SCHEDULE	OF SCHEDULE	RPI	RPI	RPI	RPI
DIV. I ONLY	10- 19	264	3- 9	65	66	203	203	4	4	
DIV. I NON-CONF.	5- 8	220	0- 0	217	241	277	277	3	3	
TOTALS	RPI 1-25	RPI 26-50	W-L RECORDS	RPI 51-100	RPI 101-150	RPI 150+				
10- 19	0- 6	1- 3	OVERALL	1- 5	0- 1	8- 4				
9- 7	0- 3	1- 0	HOME	1- 2	0- 1	7- 1				
1- 10	0- 3	0- 3	AWAY	0- 2	0- 0	1- 2				
0- 2	0- 0	0- 0	NEUTRAL	0- 1	0- 0	0- 1				
5- 8	0- 1	0- 1	NON-CONFERENCE	0- 1	0- 1	5- 4				
5- 3	0- 1	0- 0	HOME	0- 0	0- 1	5- 1				
0- 3	0- 0	0- 1	AWAY	0- 0	0- 0	0- 2				
0- 2	0- 0	0- 0	NEUTRAL	0- 1	0- 0	0- 1				
5- 11	0- 5	1- 2	CONFERENCE	1- 4	0- 0	3- 0				
4- 4	0- 2	1- 0	HOME	1- 2	0- 0	2- 0				
1- 7	0- 3	0- 2	AWAY	0- 2	0- 0	1- 0				
0- 0	0- 0	0- 0	NEUTRAL	0- 0	0- 0	0- 0				

RPI	S	Opponent	Score	RPI	S	Opponent	Score	RPI	S	Opponent	Score	RPI	S	Opponent	Score	Team's RPI: 203
2	A	Connecticut	30 90	31	A	Michigan	29 72	57	H	Marquette	53 56	110	H	Memphis	58 65	
4	H	Notre Dame	49 69	38	A	St. John's (NY)	46 72	58	A	Georgetown	50 70	153	A	Temple	38 54	
12	H	South Carolina	42 55	38	H	St. John's (NY)	60 51	59	A	South Fla.	56 67	161	A	Cincinnati	64 56	
22	A	Louisville	62 72	46	A	Syracuse	34 65	59	H	South Fla.	52 74	174	A	Wake Forest	63 64	
23	A	DePaul	48 74					67	N	Wyoming	45 55	197	H	Providence	72 56	
24	H	Villanova	34 63					72	H	Rutgers	45 42	201	N	South Dakota	55 71	
												222	H	Mt. St. Mary's	64 74	
												225	H	Pittsburgh	69 56	
												229	H	Lafayette	60 54	
												265	H	Siena	57 48	
												294	H	NJIT	69 66	
												316	H	Wofford	57 53	
												345	H	New Orleans	82 35	
LAST 12 Division I GAMES:																
38	H	St. John's (NY)	60 51	4	H	Notre Dame	49 69									
22	A	Louisville	62 72	23	A	DePaul	48 74									
2	A	Connecticut	30 90	46	A	Syracuse	34 65									
197	H	Providence	72 56	72	H	Rutgers	45 42									
59	A	South Fla.	56 67	59	H	South Fla.	52 74									
24	H	Villanova	34 63	58	A	Georgetown	50 70									

Non-Div I Games:

Seton Hall

■ Loss,
■ Non-Conf,
■ S Site,
■ H Home
■ A Away
N Neutral

Average RPI Win: 282	WON-LOST	WINNING	LAST 12	STRENGTH OF	OPP. STRENGTH	TEAM	ADJ.	CONF.	ADJ CONF.
Average RPI Loss: 162	RECORD	PCT. RANK	GAMES	SCHEDULE	OF SCHEDULE	RPI	RPI	RPI	RPI
DIV. I ONLY	12- 17	213	5- 7	280	252	265	265	25	25
DIV. I NON-CONF.	4- 7	233	0- 0	263	229	258	258	23	23
TOTALS	RPI 1-25	RPI 26-50	W-L RECORDS	RPI 51-100	RPI 101-150	RPI 150+			
12- 17	0- 1	0- 2	OVERALL	0- 2	1- 2	11- 10			
8- 6	0- 1	0- 1	HOME	0- 1	1- 1	7- 2			
4- 11	0- 0	0- 1	AWAY	0- 1	0- 1	4- 8			
0- 0	0- 0	0- 0	NEUTRAL	0- 0	0- 0	0- 0			
4- 7	0- 1	0- 0	NON-CONFERENCE	0- 2	0- 1	4- 3			
2- 3	0- 1	0- 0	HOME	0- 1	0- 1	2- 0			
2- 4	0- 0	0- 0	AWAY	0- 1	0- 0	2- 3			
0- 0	0- 0	0- 0	NEUTRAL	0- 0	0- 0	0- 0			
8- 10	0- 0	0- 2	CONFERENCE	0- 0	1- 1	7- 7			
6- 3	0- 0	0- 1	HOME	0- 0	1- 0	5- 2			
2- 7	0- 0	0- 1	AWAY	0- 0	0- 1	2- 5			
0- 0	0- 0	0- 0	NEUTRAL	0- 0	0- 0	0- 0			

RPI 1-25				RPI 26-50				RPI 51-100				RPI 101+ Team's RPI: 265			
RPI	S	Opponent	Score	RPI	S	Opponent	Score	RPI	S	Opponent	Score	RPI	S	Opponent	Score
11	H	Dayton	53 91	48	A	Marist	64 75	66	H	Albany (NY)	48 65	116	H	N.C. A&T	47 49
				48	H	Marist	48 66	94	A	Sacred Heart	60 61	149	A	Iona	47 71
												149	H	Iona	70 54
												184	A	Fairfield	43 50
												184	H	Fairfield	59 66
												192	A	Rider	52 72
												192	H	Rider	61 73
												203	A	Seton Hall	48 57
												220	A	Loyola Maryland	37 53
												220	H	Loyola Maryland	62 52
												225	A	Pittsburgh	50 75
												251	A	Niagara	62 70
												251	H	Niagara	59 43
												259	H	Fairleigh Dickinson	76 56
												264	A	Canisius	62 65
												264	H	Canisius	64 53
												297	A	Massachusetts	57 51
												303	A	Rhode Island	39 47
												311	A	Binghamton	62 44
												320	A	Manhattan	54 51
												320	H	Manhattan	62 55
												326	H	Maine	53 50
												331	A	Saint Peter's	75 60
												331	H	Saint Peter's	70 67
LAST 12 Division I GAMES:															
264	H	Canisius	64 53	48	H	Marist	48 66	320	A	Manhattan	54 51				
192	A	Rider	52 72	220	A	Loyola Maryland	37 53	149	H	Iona	70 54				
149	A	Iona	47 71	48	A	Marist	64 75	184	A	Fairfield	43 50				
331	H	Saint Peter's	70 67												
251	H	Niagara	59 43												
192	H	Rider	61 73												

Non-Div I Games:

Siena

■ Loss,
 ■ Non-Conf,
 ■ S Site,
 ■ H Home
 ■ A Away
 N Neutral

Average RPI Win: 217		WON-LOST	WINNING	LAST 12	STRENGTH OF	OPP. STRENGTH	TEAM	ADJ.	CONF.	ADJ CONF.
Average RPI Loss: 129		RECORD	PCT. RANK	GAMES	SCHEDULE	OF SCHEDULE	RPI	RPI	RPI	RPI
DIV. I ONLY		16- 12	126	7- 5	208	161	155	155	12	12
DIV. I NON-CONF.		6- 2	55	0- 0	278	244	93	93	14	14
TOTALS	RPI 1-25	RPI 26-50		W-L RECORDS		RPI 51-100	RPI 101-150	RPI 150+		
16- 12	0- 0	0- 0		OVERALL		0- 4	4- 4	12- 4		
9- 4	0- 0	0- 0		HOME		0- 2	2- 1	7- 1		
6- 8	0- 0	0- 0		AWAY		0- 2	1- 3	5- 3		
1- 0	0- 0	0- 0		NEUTRAL		0- 0	1- 0	0- 0		
6- 2	0- 0	0- 0		NON-CONFERENCE		0- 0	2- 2	4- 0		
3- 0	0- 0	0- 0		HOME		0- 0	1- 0	2- 0		
2- 2	0- 0	0- 0		AWAY		0- 0	0- 2	2- 0		
1- 0	0- 0	0- 0		NEUTRAL		0- 0	1- 0	0- 0		
10- 10	0- 0	0- 0		CONFERENCE		0- 4	2- 2	8- 4		
6- 4	0- 0	0- 0		HOME		0- 2	1- 1	5- 1		
4- 6	0- 0	0- 0		AWAY		0- 2	1- 1	3- 3		
0- 0	0- 0	0- 0		NEUTRAL		0- 0	0- 0	0- 0		

[illegible]

Non-Div I Games:	Spring Hill	86	52
------------------	-------------	----	----

South Ala.

Loss, Non-Conf, S Site, H Home A Away N Neutral

Average RPI Win:	254	WON-LOST	WINNING	LAST 12	STRENGTH OF	OPP. STRENGTH	TEAM	ADJ.	CONF.	ADJ CONF.
Average RPI Loss:	152	RECORD	PCT. RANK	GAMES	SCHEDULE	OF SCHEDULE	RPI	RPI	RPI	RPI
DIV. I ONLY	15- 8	88	8- 4	235	323	119	119	30	30	
DIV. I NON-CONF.	6- 3	84	0- 0	93	227	47	47	30	30	
TOTALS	RPI 1-25	RPI 26-50	W-L RECORDS	RPI 51-100	RPI 101-150	RPI 150+				
15- 8	0- 2	0- 0	OVERALL	0- 1	4- 2	11- 3				
8- 2	0- 0	0- 0	HOME	0- 1	2- 0	6- 1				
7- 6	0- 2	0- 0	AWAY	0- 0	2- 2	5- 2				
0- 0	0- 0	0- 0	NEUTRAL	0- 0	0- 0	0- 0				
6- 3	0- 2	0- 0	NON-CONFERENCE	0- 0	2- 1	4- 0				
3- 0	0- 0	0- 0	HOME	0- 0	1- 0	2- 0				
3- 3	0- 2	0- 0	AWAY	0- 0	1- 1	2- 0				
0- 0	0- 0	0- 0	NEUTRAL	0- 0	0- 0	0- 0				
9- 5	0- 0	0- 0	CONFERENCE	0- 1	2- 1	7- 3				
5- 2	0- 0	0- 0	HOME	0- 1	1- 0	4- 1				
4- 3	0- 0	0- 0	AWAY	0- 0	1- 1	3- 2				
0- 0	0- 0	0- 0	NEUTRAL	0- 0	0- 0	0- 0				

RPI 1-25				RPI 26-50				RPI 51-100				RPI 101+ Team's RPI: 119			
RPI	S	Opponent	Score	RPI	S	Opponent	Score	RPI	S	Opponent	Score	RPI	S	Opponent	Score
12	A	South Carolina	45 65					87	H	Hampton	46 59	116	A	N.C. A&T	54 59
19	A	Georgia	46 62									116	H	N.C. A&T	68 57
												126	A	Presbyterian	60 55
												128	H	Winthrop	62 52
												130	A	Old Dominion	63 79
												148	A	Howard	54 53
												186	A	Clemson	67 55
												242	A	Coppin St.	56 69
												280	H	Coastal Caro.	78 55
												282	A	Florida A&M	63 46
												282	H	Florida A&M	56 61
												286	A	Morgan St.	83 74
												301	H	Jacksonville	68 45
												314	A	Bethune-Cookman	58 50
												314	H	Bethune-Cookman	58 39
												325	A	Charleston So.	73 57
												327	A	Savannah St.	46 49
												327	H	Savannah St.	75 54
												332	H	Norfolk St.	62 59
												341	H	N.C. Central	40 39
LAST 12 Division I GAMES:															
116	A	N.C. A&T	54 59	148	A	Howard	54 53								
282	A	Florida A&M	63 46	327	H	Savannah St.	75 54								
314	A	Bethune-Cookman	58 50	282	H	Florida A&M	56 61								
341	H	N.C. Central	40 39	314	H	Bethune-Cookman	58 39								
116	H	N.C. A&T	68 57	242	A	Coppin St.	56 69								
327	A	Savannah St.	46 49	286	A	Morgan St.	83 74								

Non-Div I Games: Southern Wesleyan 94 46 Claflin 77 42

South Carolina St.

Loss, Non-Conf, S Site, H Home A Away N Neutral

Average RPI Win:	236	WON-LOST	WINNING	LAST 12	STRENGTH OF	OPP. STRENGTH	TEAM	ADJ.	CONF.	ADJ CONF.
Average RPI Loss:	179	RECORD	PCT. RANK	GAMES	SCHEDULE	OF SCHEDULE	RPI	RPI	RPI	RPI
DIV. I ONLY	13- 14	177	8- 4	244	214	201	201	22	22	
DIV. I NON-CONF.	5- 8	220	1- 0	207	225	212	212	21	21	
TOTALS	RPI 1-25	RPI 26-50	W-L RECORDS	RPI 51-100	RPI 101-150	RPI 150+				
13- 14	0- 0	0- 1	OVERALL	0- 3	2- 3	11- 7				
7- 4	0- 0	0- 1	HOME	0- 1	1- 1	6- 1				
5- 10	0- 0	0- 0	AWAY	0- 2	1- 2	4- 6				
1- 0	0- 0	0- 0	NEUTRAL	0- 0	0- 0	1- 0				
5- 8	0- 0	0- 1	NON-CONFERENCE	0- 1	0- 3	5- 3				
2- 2	0- 0	0- 1	HOME	0- 0	0- 1	2- 0				
2- 6	0- 0	0- 0	AWAY	0- 1	0- 2	2- 3				
1- 0	0- 0	0- 0	NEUTRAL	0- 0	0- 0	1- 0				
8- 6	0- 0	0- 0	CONFERENCE	0- 2	2- 0	6- 4				
5- 2	0- 0	0- 0	HOME	0- 1	1- 0	4- 1				
3- 4	0- 0	0- 0	AWAY	0- 1	1- 0	2- 3				
0- 0	0- 0	0- 0	NEUTRAL	0- 0	0- 0	0- 0				

RPI S	Opponent	Score	RPI S	Opponent	Score	RPI S	Opponent	Score	RPI S	Opponent	Score	Team's RPI: 201
26	H Creighton	49 53	62	A South Dakota St.	60 72	120	H Idaho St.	45 69				
			62	H South Dakota St.	55 63	132	A IUPUI	76 56				
			78	A Kansas St.	54 68	132	H IUPUI	56 39				
						143	A Utah St.	69 70				
						150	A UNI	50 63				
						203	N Seton Hall	71 55				
						235	A Cleveland St.	46 60				
						239	A Western Ill.	63 60				
						239	H Western Ill.	71 67				
						240	A Neb. Omaha	50 39				
						240	H Neb. Omaha	62 57				
						251	A Drake	74 69				
						255	A IPFW	64 71				
						255	H IPFW	82 51				
						258	A Pepperdine	54 70				
						262	A North Dakota St.	73 52				
						262	H North Dakota St.	50 57				
						277	A Boise St.	50 52				
						284	A UMKC	56 60				
						284	H UMKC	67 45				
						295	H Utah Valley	72 48				
						296	A Oakland	46 59				
						296	H Oakland	64 49				
LAST 12 Division I GAMES:												
240	A Neb. Omaha	50 39	262	H North Dakota St.	50 57							
239	H Western Ill.	71 67	62	H South Dakota St.	55 63							
132	H IUPUI	56 39	132	A IUPUI	76 56							
255	A IPFW	64 71	239	A Western Ill.	63 60							
296	A Oakland	46 59	296	H Oakland	64 49							
284	H UMKC	67 45	255	H IPFW	82 51							

Non-Div I Games: Dakota St. 90 35 Peru St. 93 37

South Dakota

Loss, Non-Conf, S Site, H Home A Away N Neutral

Average RPI Win:	217	WON-LOST	WINNING	LAST 12	STRENGTH OF	OPP. STRENGTH	TEAM	ADJ.	CONF.	ADJ CONF.
Average RPI Loss:	65	RECORD	PCT. RANK	GAMES	SCHEDULE	OF SCHEDULE	RPI	RPI	RPI	RPI
DIV. I ONLY	22- 7	40	10- 2	153	119	62	62	22	22	
DIV. I NON-CONF.	10- 5	84	2- 0	76	15	57	57	21	21	
TOTALS	RPI 1-25	RPI 26-50	W-L RECORDS	RPI 51-100	RPI 101-150	RPI 150+				
22- 7	1- 2	0- 1	OVERALL	2- 2	1- 2	18- 0				
11- 3	1- 0	0- 1	HOME	1- 1	0- 1	9- 0				
10- 3	0- 1	0- 0	AWAY	1- 1	1- 1	8- 0				
1- 1	0- 1	0- 0	NEUTRAL	0- 0	0- 0	1- 0				
10- 5	1- 2	0- 1	NON-CONFERENCE	2- 2	1- 0	6- 0				
5- 2	1- 0	0- 1	HOME	1- 1	0- 0	3- 0				
4- 2	0- 1	0- 0	AWAY	1- 1	1- 0	2- 0				
1- 1	0- 1	0- 0	NEUTRAL	0- 0	0- 0	1- 0				
12- 2	0- 0	0- 0	CONFERENCE	0- 0	0- 2	12- 0				
6- 1	0- 0	0- 0	HOME	0- 0	0- 1	6- 0				
6- 1	0- 0	0- 0	AWAY	0- 0	0- 1	6- 0				
0- 0	0- 0	0- 0	NEUTRAL	0- 0	0- 0	0- 0				

RPI 1-25				RPI 26-50				RPI 51-100				RPI 101+			
RPI	S	Opponent	Score	RPI	S	Opponent	Score	RPI	S	Opponent	Score	RPI	S	Opponent	Score
5	A	Penn St.	50 60	26	H	Creighton	54 63	51	H	Middle Tenn.	63 56	132	A	IUPUI	67 70
15	H	Nebraska	60 55					57	H	Marquette	74 77	132	H	IUPUI	56 57
24	N	Villanova	47 71					58	A	Georgetown	64 58	150	A	UNI	61 49
								76	A	Central Mich.	62 88	162	N	Washington St.	65 56
												201	A	South Dakota	63 55
												201	H	South Dakota	72 60
												230	H	Eastern Mich.	66 65
												239	A	Western Ill.	61 52
												239	H	Western Ill.	86 51
												240	A	Neb. Omaha	74 64
												240	H	Neb. Omaha	69 56
												255	A	IPFW	66 64
												255	H	IPFW	72 62
												262	A	North Dakota St.	94 70
												262	H	North Dakota St.	76 57
												274	A	Northern Ill.	59 58
												284	A	UMKC	62 61
												284	H	UMKC	82 47
												290	H	Delaware St.	72 57
												296	A	Oakland	64 43
												296	H	Oakland	83 48
LAST 12 Division I GAMES:															
262	A	North Dakota St.	94 70	284	A	UMKC	62 61								
240	H	Neb. Omaha	69 56	201	A	South Dakota	63 55								
239	A	Western Ill.	61 52	240	A	Neb. Omaha	74 64								
132	A	IUPUI	67 70	132	H	IUPUI	56 57								
296	H	Oakland	83 48	239	H	Western Ill.	86 51								
255	H	IPFW	72 62	255	A	IPFW	66 64								

Non-Div I Games:

South Dakota St.

■ Loss,
 ■ Non-Conf,
 ■ S Site,
 ■ Home
 ■ Away
 N Neutral

Season 11-12				Through Games of Sunday, March 5, 2012						
Average RPI Win:	183	WON-LOST	WINNING	LAST 12	STRENGTH OF	OPP. STRENGTH	TEAM	ADJ.	CONF.	ADJ CONF.
Average RPI Loss:	25	RECORD	PCT. RANK	GAMES	SCHEDULE	OF SCHEDULE	RPI	RPI	RPI	RPI
DIV. I ONLY	19- 9	74	7- 5	72	63	59	59	4	4	
DIV. I NON-CONF.	11- 2	23	0- 0	191	192	76	76	3	3	
<hr/>										
TOTALS	RPI 1-25		RPI 26-50		W-L RECORDS		RPI 51-100		RPI 101-150	RPI 150+
19- 9	1- 6		2- 2		OVERALL		1- 1		2- 0	13- 0
11- 5	0- 4		2- 1		HOME		1- 0		2- 0	6- 0
7- 3	1- 0		0- 0		AWAY		0- 0		0- 0	6- 0
1- 1	0- 0		0- 1		NEUTRAL		0- 0		0- 0	1- 0
11- 2	0- 1		1- 1		NON-CONFERENCE		0- 0		2- 0	8- 0
7- 1	0- 1		1- 0		HOME		0- 0		2- 0	4- 0
3- 0	0- 0		0- 0		AWAY		0- 0		0- 0	3- 0
1- 1	0- 0		0- 1		NEUTRAL		0- 0		0- 0	1- 0
8- 7	1- 5		1- 1		CONFERENCE		1- 1		0- 0	5- 0
4- 4	0- 3		1- 1		HOME		1- 0		0- 0	2- 0
4- 3	1- 2		0- 0		AWAY		0- 1		0- 0	3- 0
0- 0	0- 0		0- 0		NEUTRAL		0- 0		0- 0	0- 0

RPI	S	Opponent	Score	RPI	S	Opponent	Score	RPI	S	Opponent	Score	RPI	S	Opponent	Score
2	H	Connecticut	51 85	26	N	Creighton	74 91	57	H	Marquette	58 48	105	H	Stetson	70 48
4	H	Notre Dame	71 75	38	H	St. John's (NY)	59 65	72	A	Rutgers	56 68	123	H	Detroit	74 60
15	H	Nebraska	52 62	46	H	Syracuse	68 66					161	H	Cincinnati	77 44
22	A	Louisville	73 62	49	H	FGCU	67 46					166	H	Bradley	60 50
22	H	Louisville	75 78									186	A	Clemson	75 73
23	A	DePaul	75 91									197	A	Providence	82 54
24	A	Villanova	49 52									203	A	Seton Hall	74 52
												203	H	Seton Hall	67 56
												225	A	Pittsburgh	78 60
												236	H	North Dakota	85 58
												282	H	Florida A&M	100 75
												287	N	Nevada	71 46
												291	H	North Florida	66 44
												301	A	Jacksonville	92 52
												342	A	UNC Asheville	77 29
LAST 12 Division I GAMES:															
2	H	Connecticut	51 85	197	A	Providence	82 54								
72	A	Rutgers	56 68	225	A	Pittsburgh	78 60								
46	H	Syracuse	68 66	22	H	Louisville	75 78								
22	A	Louisville	73 62	57	H	Marquette	58 48								
203	H	Seton Hall	67 56	203	A	Seton Hall	74 52								
38	H	St. John's (NY)	59 65	24	A	Villanova	49 52								

Non-Div I Games:

South Fla.

■ Loss,
 ■ Non-Conf,
 ■ S Site,
 ■ H Home
 ■ A Away
 N Neutral

Average RPI Win:	242	WON-LOST	WINNING	LAST 12	STRENGTH OF	OPP. STRENGTH	TEAM	ADJ.	CONF.	ADJ CONF.
Average RPI Loss:	182	RECORD	PCT. RANK	GAMES	SCHEDULE	OF SCHEDULE	RPI	RPI	RPI	RPI
DIV. I ONLY	11- 18	238	3- 9	273	240	272	272	28	28	
DIV. I NON-CONF.	6- 7	183	0- 0	283	187	223	223	29	29	
TOTALS	RPI 1-25	RPI 26-50	W-L RECORDS	RPI 51-100	RPI 101-150	RPI 150+				
11- 18	0- 0	0- 0	OVERALL	0- 2	0- 5	11- 11				
7- 6	0- 0	0- 0	HOME	0- 0	0- 2	7- 4				
3- 12	0- 0	0- 0	AWAY	0- 2	0- 3	3- 7				
1- 0	0- 0	0- 0	NEUTRAL	0- 0	0- 0	1- 0				
6- 7	0- 0	0- 0	NON-CONFERENCE	0- 2	0- 1	6- 4				
4- 1	0- 0	0- 0	HOME	0- 0	0- 0	4- 1				
1- 6	0- 0	0- 0	AWAY	0- 2	0- 1	1- 3				
1- 0	0- 0	0- 0	NEUTRAL	0- 0	0- 0	1- 0				
5- 11	0- 0	0- 0	CONFERENCE	0- 0	0- 4	5- 7				
3- 5	0- 0	0- 0	HOME	0- 0	0- 2	3- 3				
2- 6	0- 0	0- 0	AWAY	0- 0	0- 2	2- 4				
0- 0	0- 0	0- 0	NEUTRAL	0- 0	0- 0	0- 0				

RPI S	Opponent	Score	RPI S	Opponent	Score	RPI S	Opponent	Score	RPI S	Opponent	Score	Team's RPI: 272
						52	A Kansas	58 68	102	A Western Ky.	46 60	
						92	A Missouri	51 80	118	A Eastern Ill.	62 82	
									118	H Eastern Ill.	46 64	
									139	A UT Martin	61 75	
									139	H UT Martin	71 82	
									154	H Missouri St.	55 69	
									159	A Arkansas St.	52 51	
									171	A Houston	44 61	
									172	H Tennessee Tech	51 64	
									190	A SIU Edwardsville	65 78	
									190	H SIU Edwardsville	67 62	
									191	H Eastern Ky.	49 53	
									195	A Belmont	58 71	
									199	H Wright St.	78 66	
									204	A Tennessee St.	58 68	
									210	H Saint Louis	59 52	
									233	A Murray St.	61 58	
									233	H Murray St.	70 58	
									239	H Western Ill.	56 47	
									273	H Ill.-Chicago	67 52	
									284	A UMKC	64 69	
									305	H Morehead St.	64 70	
									306	A Austin Peay	69 51	
									306	H Austin Peay	71 57	
									315	A Southern Ill.	57 58	
									318	N Tex.-Pan American	55 54	
LAST 12 Division I GAMES:												
			233	A Murray St.	61 58		306	A Austin Peay	69 51			
			172	H Tennessee Tech	51 64		191	H Eastern Ky.	49 53			
			343	A Jacksonville St.	57 60		190	A SIU Edwardsville	65 78			
			139	A UT Martin	61 75		118	A Eastern Ill.	62 82			
			190	H SIU Edwardsville	67 62		305	H Morehead St.	64 70			
			118	H Eastern Ill.	46 64		139	H UT Martin	71 82			

Non-Div I Games:

Southeast Mo. St.

■ Loss,
 ■ Non-Conf,
 ■ S Site,
 ■ Home
 ■ A Away
 N Neutral

RPI	S	Opponent	Score
343	A	Jacksonville St.	57 60

Southeast Mo. St.

Average RPI Win:	311	WON-LOST	WINNING	LAST 12	STRENGTH OF	OPP. STRENGTH	TEAM	ADJ.	CONF.	ADJ CONF.
Average RPI Loss:	169	RECORD	PCT. RANK	GAMES	SCHEDULE	OF SCHEDULE	RPI	RPI	RPI	RPI
DIV. I ONLY	9- 16	254	4- 8	332	312	289	289	20	20	
DIV. I NON-CONF.	5- 4	142	0- 0	340	336	209	209	20	20	
TOTALS	RPI 1-25	RPI 26-50	W-L RECORDS	RPI 51-100	RPI 101-150	RPI 150+				
9- 16	0- 1	0- 0	OVERALL	0- 0	0- 4	9- 11				
3- 5	0- 0	0- 0	HOME	0- 0	0- 2	3- 3				
6- 11	0- 1	0- 0	AWAY	0- 0	0- 2	6- 8				
0- 0	0- 0	0- 0	NEUTRAL	0- 0	0- 0	0- 0				
5- 4	0- 1	0- 0	NON-CONFERENCE	0- 0	0- 0	5- 3				
1- 0	0- 0	0- 0	HOME	0- 0	0- 0	1- 0				
4- 4	0- 1	0- 0	AWAY	0- 0	0- 0	4- 3				
0- 0	0- 0	0- 0	NEUTRAL	0- 0	0- 0	0- 0				
4- 12	0- 0	0- 0	CONFERENCE	0- 0	0- 4	4- 8				
2- 5	0- 0	0- 0	HOME	0- 0	0- 2	2- 3				
2- 7	0- 0	0- 0	AWAY	0- 0	0- 2	2- 5				
0- 0	0- 0	0- 0	NEUTRAL	0- 0	0- 0	0- 0				

RPI 1-25				RPI 26-50				RPI 51-100				RPI 101+ Team's RPI: 289			
RPI	S	Opponent	Score	RPI	S	Opponent	Score	RPI	S	Opponent	Score	RPI	S	Opponent	Score
1	A	Baylor	41 106									111	A	Sam Houston St.	75 93
												111	H	Sam Houston St.	53 58
												113	A	Oral Roberts	48 90
												113	H	Oral Roberts	62 81
												151	A	Lamar	49 58
												167	A	Nicholls St.	65 69
												167	H	Nicholls St.	65 71
												168	A	McNeese St.	67 75
												178	A	Alabama	62 97
												196	A	Stephen F. Austin	38 80
												196	H	Stephen F. Austin	80 83
												234	A	Central Ark.	70 64
												234	H	Central Ark.	60 76
												238	A	Ole Miss	85 95
												276	A	Southern U.	56 59
												279	A	Northwestern St.	55 64
												279	H	Northwestern St.	66 60
												282	A	Florida A&M	62 59
												307	A	Jackson St.	66 54
												334	A	A&M-Corpus Christi	72 68
												334	H	A&M-Corpus Christi	66 54
												338	A	Alcorn	59 54
												345	A	New Orleans	76 64
												345	H	New Orleans	69 67
LAST 12 Division I GAMES:															
111	A	Sam Houston St.	75 93	113	A	Oral Roberts	48 90								
334	A	A&M-Corpus Christi	72 68	234	A	Central Ark.	70 64								
168	A	McNeese St.	67 75	334	H	A&M-Corpus Christi	66 54								
196	H	Stephen F. Austin	80 83	111	H	Sam Houston St.	53 58								
279	H	Northwestern St.	66 60	279	A	Northwestern St.	55 64								
167	A	Nicholls St.	65 69	196	A	Stephen F. Austin	38 80								

Non-Div I Games: Mobile 83 53 William Carey 91 69

Southeastern La.

Southern California

Through Games Of Sunday, March 3, 2013

Average RPI Win:	173	WON-LOST	WINNING	LAST 12	STRENGTH OF	OPP. STRENGTH	TEAM	ADJ.	CONF.	ADJ CONF.
Average RPI Loss:	53	RECORD	PCT. RANK	GAMES	SCHEDULE	OF SCHEDULE	RPI	RPI	RPI	RPI
DIV. I ONLY	10- 19	264	3- 9	10	30	108	108	6	6	
DIV. I NON-CONF.	3- 8	276	0- 0	13	13	163	163	5	5	
TOTALS	RPI 1-25	RPI 26-50	W-L RECORDS	RPI 51-100	RPI 101-150	RPI 150+				
10- 19	0- 10	0- 3	OVERALL	1- 2	1- 2	8- 2				
5- 12	0- 7	0- 2	HOME	1- 0	0- 2	4- 1				
5- 7	0- 3	0- 1	AWAY	0- 2	1- 0	4- 1				
0- 0	0- 0	0- 0	NEUTRAL	0- 0	0- 0	0- 0				
3- 8	0- 3	0- 3	NON-CONFERENCE	0- 1	0- 0	3- 1				
2- 6	0- 3	0- 2	HOME	0- 0	0- 0	2- 1				
1- 2	0- 0	0- 1	AWAY	0- 1	0- 0	1- 0				
0- 0	0- 0	0- 0	NEUTRAL	0- 0	0- 0	0- 0				
7- 11	0- 7	0- 0	CONFERENCE	1- 1	1- 2	5- 1				
3- 6	0- 4	0- 0	HOME	1- 0	0- 2	2- 0				
4- 5	0- 3	0- 0	AWAY	0- 1	1- 0	3- 1				
0- 0	0- 0	0- 0	NEUTRAL	0- 0	0- 0	0- 0				

RPI	S	Opponent	Score	RPI	S	Opponent	Score	RPI	S	Opponent	Score	RPI	S	Opponent	Score	Team's RPI: 108
3	A	Stanford	66 75	30	H	Vanderbilt	56 74	83	A	Washington	58 61	103	H	Utah	60 63	
3	H	Stanford	55 79	36	A	San Diego St.	46 80	83	H	Washington	81 72	140	A	Arizona St.	67 60	
6	H	Duke	60 75	39	H	Gonzaga	52 63	96	A	Fresno St.	60 65	140	H	Arizona St.	53 60	
8	A	California	63 71									159	H	Arkansas St.	72 58	
8	H	California	64 72									160	A	UC Santa Barbara	62 51	
13	A	UCLA	58 63									162	A	Washington St.	54 57	
13	H	UCLA	54 68									162	H	Washington St.	61 59	
15	H	Nebraska	65 74									170	A	Arizona	74 62	
16	H	Texas A&M	61 79									170	H	Arizona	74 57	
25	H	Colorado	49 65									180	A	Oregon St.	56 55	
LAST 12 Division I GAMES:																
140	A	Arizona St.	67 60	83	A	Washington	58 61									
170	A	Arizona	74 62	162	A	Washington St.	54 57									
13	A	UCLA	58 63	25	H	Colorado	49 65									
13	H	UCLA	54 68	103	H	Utah	60 63									
8	H	California	64 72	170	H	Arizona	74 57									
3	H	Stanford	55 79	140	H	Arizona St.	53 60									

Non-Div I Games:

Southern California

■ Loss,
 ■ Non-Conf,
 ■ S Site,
 ■ H Home
 ■ A Away
 N Neutral

Average RPI Win:	263	WON-LOST	WINNING	LAST 12	STRENGTH OF	OPP. STRENGTH	TEAM	ADJ.	CONF.	ADJ CONF.
Average RPI Loss:	157	RECORD	PCT. RANK	GAMES	SCHEDULE	OF SCHEDULE	RPI	RPI	RPI	RPI
DIV. I ONLY	4- 23	327	0- 12	210	166	315	315	10	10	
DIV. I NON-CONF.	3- 8	276	0- 0	297	320	304	304	9	9	
TOTALS	RPI 1-25	RPI 26-50	W-L RECORDS	RPI 51-100	RPI 101-150	RPI 150+				
4- 23	0- 0	0- 1	OVERALL	0- 5	0- 4	4- 13				
2- 11	0- 0	0- 1	HOME	0- 2	0- 2	2- 6				
2- 10	0- 0	0- 0	AWAY	0- 3	0- 2	2- 5				
0- 2	0- 0	0- 0	NEUTRAL	0- 0	0- 0	0- 2				
3- 8	0- 0	0- 0	NON-CONFERENCE	0- 1	0- 0	3- 7				
1- 3	0- 0	0- 0	HOME	0- 0	0- 0	1- 3				
2- 3	0- 0	0- 0	AWAY	0- 1	0- 0	2- 2				
0- 2	0- 0	0- 0	NEUTRAL	0- 0	0- 0	0- 2				
1- 15	0- 0	0- 1	CONFERENCE	0- 4	0- 4	1- 6				
1- 8	0- 0	0- 1	HOME	0- 2	0- 2	1- 3				
0- 7	0- 0	0- 0	AWAY	0- 2	0- 2	0- 3				
0- 0	0- 0	0- 0	NEUTRAL	0- 0	0- 0	0- 0				

RPI S	Opponent	Score	RPI S	Opponent	Score	RPI S	Opponent	Score	RPI S	Opponent	Score	Team's RPI: 315
			26	H Creighton	60 81	65	A Wichita St.	55 80	124	A Indiana St.	57 72	
						65	H Wichita St.	59 72	124	H Indiana St.	64 77	
						70	A Illinois St.	41 89	150	A UNI	59 76	
						70	H Illinois St.	68 71	150	H UNI	60 74	
						92	A Missouri	47 110	154	A Missouri St.	74 81	
									154	H Missouri St.	72 79	
									166	A Bradley	48 90	
									166	H Bradley	61 77	
									190	A SIU Edwardsville	68 63	
									208	A Loyola Chicago	73 82	
									211	N Fla. Atlantic	81 85	
									217	A Evansville	65 71	
									217	H Evansville	41 52	
									218	N Radford	62 85	
									233	A Murray St.	55 67	
									234	H Central Ark.	46 59	
									244	H Marshall	66 70	
									251	H Drake	77 70	
									255	H IPFW	65 78	
									272	H Southeast Mo. St.	58 57	
									340	A Chicago St.	69 66	
LAST 12 Division I GAMES:												
150	H UNI	60 74	217	H Evansville	41 52							
166	H Bradley	61 77	166	A Bradley	48 90							
65	A Wichita St.	55 80	150	A UNI	59 76							
154	A Missouri St.	74 81	154	H Missouri St.	72 79							
124	H Indiana St.	64 77	65	H Wichita St.	59 72							
70	H Illinois St.	68 71	70	A Illinois St.	41 89							

Non-Div I Games:

Southern Ill.

Average RPI Win:	220	WON-LOST	WINNING	LAST 12	STRENGTH OF	OPP. STRENGTH	TEAM	ADJ.	CONF.	ADJ CONF.
Average RPI Loss:	118	RECORD	PCT. RANK	GAMES	SCHEDULE	OF SCHEDULE	RPI	RPI	RPI	RPI
DIV. I ONLY	11- 15	209	4- 8	142	141	193	193	8	8	
DIV. I NON-CONF.	6- 5	147	0- 0	244	305	187	187	10	10	
TOTALS	RPI 1-25	RPI 26-50	W-L RECORDS	RPI 51-100	RPI 101-150	RPI 150+				
11- 15	0- 0	0- 0	OVERALL	0- 6	3- 6	8- 3				
6- 6	0- 0	0- 0	HOME	0- 2	1- 4	5- 0				
5- 9	0- 0	0- 0	AWAY	0- 4	2- 2	3- 3				
0- 0	0- 0	0- 0	NEUTRAL	0- 0	0- 0	0- 0				
6- 5	0- 0	0- 0	NON-CONFERENCE	0- 2	0- 1	6- 2				
4- 1	0- 0	0- 0	HOME	0- 1	0- 0	4- 0				
2- 4	0- 0	0- 0	AWAY	0- 1	0- 1	2- 2				
0- 0	0- 0	0- 0	NEUTRAL	0- 0	0- 0	0- 0				
5- 10	0- 0	0- 0	CONFERENCE	0- 4	3- 5	2- 1				
2- 5	0- 0	0- 0	HOME	0- 1	1- 4	1- 0				
3- 5	0- 0	0- 0	AWAY	0- 3	2- 1	1- 1				
0- 0	0- 0	0- 0	NEUTRAL	0- 0	0- 0	0- 0				

RPI 1-25				RPI 26-50				RPI 51-100				RPI 101+				Team's RPI: 193	
RPI	S	Opponent	Score	RPI	S	Opponent	Score	RPI	S	Opponent	Score	RPI	S	Opponent	Score		
								55	H	SMU	69	79	110	A	Memphis	57	63
								64	A	East Carolina	60	82	110	H	Memphis	74	80
								74	A	UALR	45	64	124	A	UAB	54	51
								84	A	Tulane	69	80	124	H	UAB	50	55
								87	H	Hampton	41	78	135	H	Rice	76	57
								95	A	UTEP	55	60	136	A	UCF	62	57
													136	H	UCF	62	75
													139	A	UT Martin	80	87
													146	H	Tulsa	56	78
													155	A	South Ala.	67	69
													168	H	McNeese St.	68	59
													171	A	Houston	70	81
													185	H	Mississippi St.	61	59
													226	A	La.-Monroe	55	73
													234	H	Central Ark.	53	44
													244	A	Marshall	68	61
													244	H	Marshall	48	46
													282	A	Florida A&M	88	71
													327	H	Savannah St.	51	38
													345	A	New Orleans	69	59
LAST 12 Division I GAMES:																	
				84	A	Tulane	69	80	95	A	UTEP	55	60				
				244	A	Marshall	68	61	146	H	Tulsa	56	78				
				124	H	UAB	50	55	124	A	UAB	54	51				
				110	H	Memphis	74	80	135	H	Rice	76	57				
				64	A	East Carolina	60	82	171	A	Houston	70	81				
				136	H	UCF	62	75	136	A	UCF	62	57				

Non-Div I Games: William Carey 76 46 Loyola (LA) 79 63

Southern Miss.

■ Loss,
 ■ Non-Conf, S Site,
 ■ Home
 ■ Away
 N Neutral

Average RPI Win:	282	WON-LOST	WINNING	LAST 12	STRENGTH OF	OPP. STRENGTH	TEAM	ADJ.	CONF.	ADJ CONF.
Average RPI Loss:	197	RECORD	PCT. RANK	GAMES	SCHEDULE	OF SCHEDULE	RPI	RPI	RPI	RPI
DIV. I ONLY	13- 16	194	7- 5	320	328	276	276	32	32	
DIV. I NON-CONF.	1- 10	325	0- 0	148	97	314	314	31	31	
TOTALS	RPI 1-25	RPI 26-50	W-L RECORDS	RPI 51-100	RPI 101-150	RPI 150+				
13- 16	0- 1	0- 0	OVERALL	0- 4	0- 0	13- 11				
8- 5	0- 0	0- 0	HOME	0- 1	0- 0	8- 4				
5- 8	0- 1	0- 0	AWAY	0- 3	0- 0	5- 4				
0- 3	0- 0	0- 0	NEUTRAL	0- 0	0- 0	0- 3				
1- 10	0- 1	0- 0	NON-CONFERENCE	0- 4	0- 0	1- 5				
1- 3	0- 0	0- 0	HOME	0- 1	0- 0	1- 2				
0- 4	0- 1	0- 0	AWAY	0- 3	0- 0	0- 0				
0- 3	0- 0	0- 0	NEUTRAL	0- 0	0- 0	0- 3				
12- 6	0- 0	0- 0	CONFERENCE	0- 0	0- 0	12- 6				
7- 2	0- 0	0- 0	HOME	0- 0	0- 0	7- 2				
5- 4	0- 0	0- 0	AWAY	0- 0	0- 0	5- 4				
0- 0	0- 0	0- 0	NEUTRAL	0- 0	0- 0	0- 0				

RPI	S	Opponent	Score	RPI	S	Opponent	Score	RPI	S	Opponent	Score	RPI	S	Opponent	Score	Team's RPI: 276
16	A	Texas A&M	48 88					61	A	Ohio St.	50 73	155	H	South Ala.	41 63	
								69	A	Fordham	44 56	177	A	Texas Southern	55 53	
								72	A	Rutgers	49 63	177	H	Texas Southern	72 60	
								84	H	Tulane	45 65	190	N	SIU Edwardsville	53 55	
												216	N	St. Bonaventure	36 56	
												228	A	Prairie View	42 59	
												228	H	Prairie View	60 55	
												241	A	Mississippi Val.	57 61	
												241	H	Mississippi Val.	73 62	
												244	N	Marshall	47 57	
												289	H	Southeastern La.	59 56	
												292	H	La.-Lafayette	69 71	
												307	A	Jackson St.	72 59	
												307	H	Jackson St.	56 54	
												310	A	Alabama A&M	76 63	
												310	H	Alabama A&M	47 64	
												312	A	Grambling	76 92	
												312	H	Grambling	83 81	
												324	A	Ark.-Pine Bluff	50 59	
												324	H	Ark.-Pine Bluff	67 44	
												329	A	Alabama St.	57 44	
												329	H	Alabama St.	55 44	
												338	A	Alcorn	64 53	
												338	H	Alcorn	54 65	
LAST 12 Division I GAMES:																
228	A	Prairie View	42 59	324	A	Ark.-Pine Bluff	50 59									
177	A	Texas Southern	55 53	307	H	Jackson St.	56 54									
338	H	Alcorn	54 65	312	H	Grambling	83 81									
310	H	Alabama A&M	47 64	338	A	Alcorn	64 53									
329	H	Alabama St.	55 44	310	A	Alabama A&M	76 63									
241	A	Mississippi Val.	57 61	329	A	Alabama St.	57 44									

Non-Div I Games:

Southern U.

Southern Utah

Through Games Of Sunday, March 3, 2013

Average RPI Win:	260	WON-LOST	WINNING	LAST 12	STRENGTH OF	OPP. STRENGTH	TEAM	ADJ.	CONF.	ADJ CONF.
Average RPI Loss:	143	RECORD	PCT. RANK	GAMES	SCHEDULE	OF SCHEDULE	RPI	RPI	RPI	RPI
DIV. I ONLY	12- 14	188	4- 8	270	286	232	232	16	16	
DIV. I NON-CONF.	5- 4	142	0- 0	281	343	211	211	13	13	
TOTALS	RPI 1-25	RPI 26-50	W-L RECORDS	RPI 51-100	RPI 101-150	RPI 150+				
12- 14	0- 0	0- 1	OVERALL	1- 4	0- 4	11- 5				
5- 6	0- 0	0- 0	HOME	0- 2	0- 2	5- 2				
6- 7	0- 0	0- 1	AWAY	1- 2	0- 2	5- 2				
1- 1	0- 0	0- 0	NEUTRAL	0- 0	0- 0	1- 1				
5- 4	0- 0	0- 1	NON-CONFERENCE	0- 0	0- 1	5- 2				
2- 1	0- 0	0- 0	HOME	0- 0	0- 0	2- 1				
2- 2	0- 0	0- 1	AWAY	0- 0	0- 1	2- 0				
1- 1	0- 0	0- 0	NEUTRAL	0- 0	0- 0	1- 1				
7- 10	0- 0	0- 0	CONFERENCE	1- 4	0- 3	6- 3				
3- 5	0- 0	0- 0	HOME	0- 2	0- 2	3- 1				
4- 5	0- 0	0- 0	AWAY	1- 2	0- 1	3- 2				
0- 0	0- 0	0- 0	NEUTRAL	0- 0	0- 0	0- 0				

RPI S	Opponent	Score	RPI S	Opponent	Score	RPI S	Opponent	Score	RPI S	Opponent	Score	Team's RPI: 232
33	A Texas Tech	54 73	71	A Montana	54 70	103	A Utah	61 79				
			71	H Montana	63 78	120	A Idaho St.	71 80				
			93	A Northern Colo.	73 57	120	H Idaho St.	50 60				
			97	A Eastern Wash.	70 79	138	H Montana St.	59 65				
			97	H Eastern Wash.	70 78	158	A Sacramento St.	86 93				
						158	H Sacramento St.	79 71				
						167	N Nicholls St.	54 65				
						214	A Portland St.	70 68				
						214	H Portland St.	83 60				
						236	A North Dakota	60 54				
						263	H New Mexico St.	68 70				
						269	A San Jose St.	93 82				
						283	A Northern Ariz.	74 76				
						283	H Northern Ariz.	61 71				
						295	A Utah Valley	71 66				
						295	H Utah Valley	66 49				
						330	A Weber St.	74 61				
						330	H Weber St.	72 54				
						344	H Houston Baptist	79 58				
						345	N New Orleans	76 47				
LAST 12 Division I GAMES:												
71	A Montana	54 70	283	A Northern Ariz.	74 76							
93	A Northern Colo.	73 57	158	A Sacramento St.	86 93							
97	H Eastern Wash.	70 78	97	A Eastern Wash.	70 79							
214	H Portland St.	83 60	214	A Portland St.	70 68							
120	H Idaho St.	50 60	71	H Montana	63 78							
330	H Weber St.	72 54	138	H Montana St.	59 65							

Non-Div I Games: Southern Ore. 99 71

Southern Utah

Loss, Non-Conf, S Site, H Home A Away N Neutral

St. Bonaventure

Through Games Of Sunday, March 3, 2013

Average RPI Win:	278	WON-LOST	WINNING	LAST 12	STRENGTH OF	OPP. STRENGTH	TEAM	ADJ.	CONF.	ADJ CONF.
Average RPI Loss:	95	RECORD	PCT. RANK	GAMES	SCHEDULE	OF SCHEDULE	RPI	RPI	RPI	RPI
DIV. I ONLY	10- 19	264	3- 9	102	133	216	216	9	9	
DIV. I NON-CONF.	7- 8	178	0- 0	120	219	152	152	8	8	
TOTALS	RPI 1-25	RPI 26-50	W-L RECORDS	RPI 51-100	RPI 101-150	RPI 150+				
10- 19	0- 4	0- 3	OVERALL	0- 4	0- 2	10- 6				
7- 5	0- 1	0- 0	HOME	0- 1	0- 1	7- 2				
2- 12	0- 2	0- 3	AWAY	0- 3	0- 1	2- 3				
1- 2	0- 1	0- 0	NEUTRAL	0- 0	0- 0	1- 1				
7- 8	0- 3	0- 2	NON-CONFERENCE	0- 0	0- 1	7- 2				
4- 1	0- 0	0- 0	HOME	0- 0	0- 1	4- 0				
2- 5	0- 2	0- 2	AWAY	0- 0	0- 0	2- 1				
1- 2	0- 1	0- 0	NEUTRAL	0- 0	0- 0	1- 1				
3- 11	0- 1	0- 1	CONFERENCE	0- 4	0- 1	3- 4				
3- 4	0- 1	0- 0	HOME	0- 1	0- 0	3- 2				
0- 7	0- 0	0- 1	AWAY	0- 3	0- 1	0- 2				
0- 0	0- 0	0- 0	NEUTRAL	0- 0	0- 0	0- 0				

RPI 1-25				RPI 26-50				RPI 51-100				RPI 101+ Team's RPI: 216			
RPI	S	Opponent	Score	RPI	S	Opponent	Score	RPI	S	Opponent	Score	RPI	S	Opponent	Score
11	H	Dayton	63 67	35	A	Duquesne	33 61	53	H	Charlotte	57 64	104	A	Butler	46 64
17	A	Delaware	58 68	41	A	West Virginia	47 67	54	A	Saint Joseph's	44 61	109	H	North Carolina St.	66 70
19	N	Georgia	48 84	45	A	Toledo	45 59	69	A	Fordham	50 62	153	H	Temple	59 67
21	A	Green Bay	42 61					98	A	Richmond	46 51	164	A	George Washington	52 57
												184	A	Fairfield	49 52
												202	A	Xavier	50 58
												209	H	La Salle	71 58
												213	N	North Texas	71 72
												221	H	VCU	51 64
												251	A	Niagara	51 49
												261	H	Colgate	54 45
												264	H	Canisius	66 44
												266	A	Buffalo	64 55
												276	N	Southern U.	56 36
												297	H	Massachusetts	61 49
												303	H	Rhode Island	48 28
												311	H	Binghamton	61 34
												339	H	Kent St.	79 42
LAST 12 Division I GAMES:															
209	H	La Salle	71 58	35	A	Duquesne	33 61								
69	A	Fordham	50 62	202	A	Xavier	50 58								
164	A	George Washington	52 57	53	H	Charlotte	57 64								
11	H	Dayton	63 67	54	A	Saint Joseph's	44 61								
104	A	Butler	46 64	303	H	Rhode Island	48 28								
221	H	VCU	51 64	297	H	Massachusetts	61 49								

Non-Div I Games:

St. Bonaventure

■ Loss,
■ Non-Conf,
■ S Site,
■ H Home
■ A Away
N Neutral

Average RPI Win:	247	WON-LOST	WINNING	LAST 12	STRENGTH OF	OPP. STRENGTH	TEAM	ADJ.	CONF.	ADJ CONF.
Average RPI Loss:	208	RECORD	PCT. RANK	GAMES	SCHEDULE	OF SCHEDULE	RPI	RPI	RPI	RPI
DIV. I ONLY	11- 17	226	5- 7	291	322	268	268	24	24	
DIV. I NON-CONF.	3- 8	276	0- 0	259	340	291	291	22	22	
TOTALS	RPI 1-25	RPI 26-50	W-L RECORDS	RPI 51-100	RPI 101-150	RPI 150+				
11- 17	0- 0	0- 1	OVERALL	1- 1	1- 1	9- 14				
4- 8	0- 0	0- 0	HOME	0- 1	0- 1	4- 6				
7- 9	0- 0	0- 1	AWAY	1- 0	1- 0	5- 8				
0- 0	0- 0	0- 0	NEUTRAL	0- 0	0- 0	0- 0				
3- 8	0- 0	0- 0	NON-CONFERENCE	0- 0	1- 0	2- 8				
1- 3	0- 0	0- 0	HOME	0- 0	0- 0	1- 3				
2- 5	0- 0	0- 0	AWAY	0- 0	1- 0	1- 5				
0- 0	0- 0	0- 0	NEUTRAL	0- 0	0- 0	0- 0				
8- 9	0- 0	0- 1	CONFERENCE	1- 1	0- 1	7- 6				
3- 5	0- 0	0- 0	HOME	0- 1	0- 1	3- 3				
5- 4	0- 0	0- 1	AWAY	1- 0	0- 0	4- 3				
0- 0	0- 0	0- 0	NEUTRAL	0- 0	0- 0	0- 0				

RPI 1-25			RPI 26-50			RPI 51-100			RPI 101+ Team's RPI: 268		
RPI	S	Opponent	Score	RPI	S	Opponent	Score	RPI	S	Opponent	Score
				42	A	Quinnipiac	52 73	94	A	Sacred Heart	56 47
								94	H	Sacred Heart	53 57
								127	A	Army	59 47
								137	H	Saint Francis (PA)	53 64
								181	H	Yale	62 66
								182	H	Penn	60 61
								184	A	Fairfield	43 52
								192	A	Rider	58 55
								194	A	Monmouth	47 51
								194	H	Monmouth	64 68
								206	A	Central Conn. St.	29 55
								215	A	Stony Brook	52 65
								222	A	Mt. St. Mary's	48 49
								222	H	Mt. St. Mary's	45 49
								229	A	Lafayette	63 66
								247	A	Bryant	68 57
								259	A	Fairleigh Dickinson	56 50
								259	H	Fairleigh Dickinson	64 56
								275	H	Cornell	56 74
								278	H	Robert Morris	67 63
								290	H	Delaware St.	69 50
								294	A	NJIT	61 73
								323	A	LIU Brooklyn	69 58
								323	H	LIU Brooklyn	70 62
								328	A	Wagner	72 66
								328	H	Wagner	48 52
								337	A	Columbia	45 49
LAST 12 Division I GAMES:											
				94	H	Sacred Heart	53 57	323	H	LIU Brooklyn	70 62
				328	H	Wagner	48 52	278	H	Robert Morris	67 63
				222	A	Mt. St. Mary's	48 49	137	H	Saint Francis (PA)	53 64
				259	A	Fairleigh Dickinson	56 50	323	A	LIU Brooklyn	69 58
				194	A	Monmouth	47 51	206	A	Central Conn. St.	29 55
				247	A	Bryant	68 57	194	H	Monmouth	64 68

Non-Div I Games:

St. Francis Brooklyn

■ Loss,
 ■ Non-Conf, S Site,
 ■ Home
 ■ Away
 N Neutral

Average RPI Win:	134	WON-LOST	WINNING	LAST 12	STRENGTH OF	OPP. STRENGTH	TEAM	ADJ.	CONF.	ADJ CONF.
Average RPI Loss:	48	RECORD	PCT. RANK	GAMES	SCHEDULE	OF SCHEDULE	RPI	RPI	RPI	RPI
DIV. I ONLY	16- 11	115	7- 5	6	51	38	38	4	4	
DIV. I NON-CONF.	6- 6	160	0- 0	4	96	63	63	3	3	
TOTALS	RPI 1-25	RPI 26-50	W-L RECORDS	RPI 51-100	RPI 101-150	RPI 150+				
16- 11	1- 6	0- 2	OVERALL	5- 1	3- 1	7- 1				
9- 4	0- 3	0- 1	HOME	2- 0	1- 0	6- 0				
6- 5	1- 2	0- 1	AWAY	3- 1	1- 0	1- 1				
1- 2	0- 1	0- 0	NEUTRAL	0- 0	1- 1	0- 0				
6- 6	0- 3	0- 1	NON-CONFERENCE	0- 1	3- 1	3- 0				
4- 2	0- 2	0- 0	HOME	0- 0	1- 0	3- 0				
1- 2	0- 0	0- 1	AWAY	0- 1	1- 0	0- 0				
1- 2	0- 1	0- 0	NEUTRAL	0- 0	1- 1	0- 0				
10- 5	1- 3	0- 1	CONFERENCE	5- 0	0- 0	4- 1				
5- 2	0- 1	0- 1	HOME	2- 0	0- 0	3- 0				
5- 3	1- 2	0- 0	AWAY	3- 0	0- 0	1- 1				
0- 0	0- 0	0- 0	NEUTRAL	0- 0	0- 0	0- 0				

RPI 1-25				RPI 26-50				Team's RPI: 38	RPI 51-100				RPI 101+			
RPI	S	Opponent	Score	RPI	S	Opponent	Score		RPI	S	Opponent	Score	RPI	S	Opponent	Score
2	H	Connecticut	65 71	42	A	Quinnipiac	72 75		56	A	Boston U.	49 66	101	A	Hartford	66 54
4	A	Notre Dame	50 74	46	H	Syracuse	57 60		57	A	Marquette	67 61	114	N	Texas	60 70
6	N	Duke	42 60						58	H	Georgetown	76 72	136	N	UCF	72 54
13	H	UCLA	52 53						59	A	South Fla.	65 59	149	H	Iona	71 55
17	H	Delaware	59 60						72	A	Rutgers	48 44	157	H	Hofstra	73 47
22	A	Louisville	54 57						72	H	Rutgers	61 48	161	H	Cincinnati	75 46
24	A	Villanova	52 49										172	H	Tennessee Tech	58 46
													197	A	Providence	65 51
													203	A	Seton Hall	51 60
													203	H	Seton Hall	72 46
													225	H	Pittsburgh	61 32
													294	H	NJIT	55 37
<hr/>																
LAST 12 Division I GAMES:																
203	A	Seton Hall	51 60	58	H	Georgetown	76 72									
24	A	Villanova	52 49	2	H	Connecticut	65 71									
72	H	Rutgers	61 48	197	A	Providence	65 51									
57	A	Marquette	67 61	22	A	Louisville	54 57									
161	H	Cincinnati	75 46	46	H	Syracuse	57 60									
59	A	South Fla.	65 59	4	A	Notre Dame	50 74									

Non-Div I Games:

St. John's (NY)

■ Loss,
 ■ Non-Conf, S Site,
 ■ Home
 ■ Away
 N Neutral

Average RPI Win:	161	WON-LOST	WINNING	LAST 12	STRENGTH OF	OPP. STRENGTH	TEAM	ADJ.	CONF.	ADJ CONF.
Average RPI Loss:	75	RECORD	PCT. RANK	GAMES	SCHEDULE	OF SCHEDULE	RPI	RPI	RPI	RPI
DIV. I ONLY	19- 9	74	8- 4	52	83	43	43	7	7	
DIV. I NON-CONF.	8- 4	84	0- 0	14	81	22	22	7	7	
TOTALS	RPI 1-25	RPI 26-50	W-L RECORDS	RPI 51-100	RPI 101-150	RPI 150+				
19- 9	0- 2	2- 2	OVERALL	2- 4	3- 0	12- 1				
10- 2	0- 0	2- 1	HOME	1- 1	2- 0	5- 0				
8- 6	0- 1	0- 1	AWAY	1- 3	1- 0	6- 1				
1- 1	0- 1	0- 0	NEUTRAL	0- 0	0- 0	1- 0				
8- 4	0- 2	1- 1	NON-CONFERENCE	1- 1	1- 0	5- 0				
3- 1	0- 0	1- 1	HOME	0- 0	1- 0	1- 0				
4- 2	0- 1	0- 0	AWAY	1- 1	0- 0	3- 0				
1- 1	0- 1	0- 0	NEUTRAL	0- 0	0- 0	1- 0				
11- 5	0- 0	1- 1	CONFERENCE	1- 3	2- 0	7- 1				
7- 1	0- 0	1- 0	HOME	1- 1	1- 0	4- 0				
4- 4	0- 0	0- 1	AWAY	0- 2	1- 0	3- 1				
0- 0	0- 0	0- 0	NEUTRAL	0- 0	0- 0	0- 0				

RPI 1-25				RPI 26-50				Team's RPI: 43	RPI 51-100				RPI 101+			
RPI	S	Opponent	Score	RPI	S	Opponent	Score		RPI	S	Opponent	Score	RPI	S	Opponent	Score
8	A	California	41 89	39	A	Gonzaga	54 69		77	A	San Diego	50 67	104	H	Butler	85 74
13	N	UCLA	62 76	39	H	Gonzaga	54 51		77	H	San Diego	70 73	145	A	Santa Clara	56 50
				44	H	Pacific	72 75		79	A	BYU	58 66	145	H	Santa Clara	65 56
				47	H	Chattanooga	70 67		79	H	BYU	64 52	160	A	UC Santa Barbara	49 39
									81	A	Cal Poly	70 67	164	H	George Washington	79 49
									83	A	Washington	68 70	172	N	Tennessee Tech	73 58
													179	A	Loyola Marymount	84 77
													179	H	Loyola Marymount	70 57
													205	A	San Francisco	68 48
													205	H	San Francisco	68 63
													212	A	UC Davis	75 56
													219	A	Portland	49 43
													219	H	Portland	58 53
													248	A	Oregon	78 69
													258	A	Pepperdine	67 80
													258	H	Pepperdine	72 61
LAST 12 Division I GAMES:																
258	A	Pepperdine	67 80	79	H	BYU	64 52									
145	H	Santa Clara	65 56	219	H	Portland	58 53									
179	H	Loyola Marymount	70 57	79	A	BYU	58 66									
77	A	San Diego	50 67	205	H	San Francisco	68 63									
219	A	Portland	49 43	145	A	Santa Clara	56 50									
39	A	Gonzaga	54 69	258	H	Pepperdine	72 61									

Non-Div I Games:

St. Mary's (CA)

Team Record				Through Games of Sunday, March 5, 1910						
Average RPI Win:	104	WON-LOST	WINNING	LAST 12	STRENGTH OF	OPP. STRENGTH	TEAM	ADJ.	CONF.	ADJ CONF.
Average RPI Loss:	5	RECORD	PCT. RANK	GAMES	SCHEDULE	OF SCHEDULE	RPI	RPI	RPI	RPI
DIV. I ONLY	28- 2	4	12- 0	4	18	3	3	6	6	
DIV. I NON-CONF.	11- 1	14	0- 0	2	10	2	2	5	5	
<hr/>										
TOTALS	RPI 1-25		RPI 26-50		W-L RECORDS		RPI 51-100		RPI 101-150	RPI 150+
28- 2	8- 2		2- 0		OVERALL		2- 0		8- 0	8- 0
11- 2	2- 2		1- 0		HOME		1- 0		3- 0	4- 0
15- 0	5- 0		1- 0		AWAY		1- 0		4- 0	4- 0
2- 0	1- 0		0- 0		NEUTRAL		0- 0		1- 0	0- 0
11- 1	3- 1		2- 0		NON-CONFERENCE		1- 0		3- 0	2- 0
3- 1	0- 1		1- 0		HOME		1- 0		0- 0	1- 0
6- 0	2- 0		1- 0		AWAY		0- 0		2- 0	1- 0
2- 0	1- 0		0- 0		NEUTRAL		0- 0		1- 0	0- 0
17- 1	5- 1		0- 0		CONFERENCE		1- 0		5- 0	6- 0
8- 1	2- 1		0- 0		HOME		0- 0		3- 0	3- 0
9- 0	3- 0		0- 0		AWAY		1- 0		2- 0	3- 0
0- 0	0- 0		0- 0		NEUTRAL		0- 0		0- 0	0- 0

RPI 1-25				Team's RPI: 3		RPI 26-50				RPI 51-100				RPI 101+					
RPI	S	Opponent	Score		RPI	S	Opponent	Score		RPI	S	Opponent	Score		RPI	S	Opponent	Score	
1	N	Baylor	71	69	39	A	Gonzaga	69	41	83	A	Washington	71	36	103	A	Utah	70	56
2	H	Connecticut	35	61	44	H	Pacific	78	43	96	H	Fresno St.	72	61	103	H	Utah	65	44
7	A	Tennessee	73	60											108	A	Southern California	79	55
8	A	California	62	53											108	H	Southern California	75	66
8	H	California	55	67											121	A	Hawaii	69	42
12	A	South Carolina	53	49											139	N	UT Martin	92	68
13	A	UCLA	68	57											140	H	Arizona St.	69	45
13	H	UCLA	75	49											145	A	Santa Clara	92	57
25	A	Colorado	57	40											162	A	Washington St.	72	50
25	H	Colorado	69	56											170	H	Arizona	73	43
															175	H	Long Beach St.	77	41
															180	A	Oregon St.	65	45
															180	H	Oregon St.	90	53
															212	A	UC Davis	87	38
															248	A	Oregon	86	62
															248	H	Oregon	74	50
LAST 12 Division I GAMES:																			
162	A	Washington St.	72	50	140	H	Arizona St.	69	45										
83	A	Washington	71	36	170	H	Arizona	73	43										
248	H	Oregon	74	50	180	A	Oregon St.	65	45										
180	H	Oregon St.	90	53	248	A	Oregon	86	62										
13	A	UCLA	68	57	25	H	Colorado	69	56										
108	A	Southern California	79	55	103	H	Utah	65	44										

Non-Div I Games:

Stanford

Average RPI Win:	251	WON-LOST	WINNING	LAST 12	STRENGTH OF	OPP. STRENGTH	TEAM	ADJ.	CONF.	ADJ CONF.
Average RPI Loss:	143	RECORD	PCT. RANK	GAMES	SCHEDULE	OF SCHEDULE	RPI	RPI	RPI	RPI
DIV. I ONLY	11- 14	204	6- 6	193	274	196	196	20	20	
DIV. I NON-CONF.	4- 5	204	0- 0	165	147	149	149	20	20	
TOTALS	RPI 1-25	RPI 26-50	W-L RECORDS	RPI 51-100	RPI 101-150	RPI 150+				
11- 14	0- 0	0- 1	OVERALL	0- 2	1- 4	10- 7				
6- 3	0- 0	0- 0	HOME	0- 0	1- 1	5- 2				
4- 11	0- 0	0- 1	AWAY	0- 2	0- 3	4- 5				
1- 0	0- 0	0- 0	NEUTRAL	0- 0	0- 0	1- 0				
4- 5	0- 0	0- 1	NON-CONFERENCE	0- 2	1- 1	3- 1				
2- 0	0- 0	0- 0	HOME	0- 0	1- 0	1- 0				
1- 5	0- 0	0- 1	AWAY	0- 2	0- 1	1- 1				
1- 0	0- 0	0- 0	NEUTRAL	0- 0	0- 0	1- 0				
7- 9	0- 0	0- 0	CONFERENCE	0- 0	0- 3	7- 6				
4- 3	0- 0	0- 0	HOME	0- 0	0- 1	4- 2				
3- 6	0- 0	0- 0	AWAY	0- 0	0- 2	3- 4				
0- 0	0- 0	0- 0	NEUTRAL	0- 0	0- 0	0- 0				

RPI 1-25				RPI 26-50				RPI 51-100				RPI 101+				Team's RPI: 196
RPI	S	Opponent	Score	RPI	S	Opponent	Score	RPI	S	Opponent	Score	RPI	S	Opponent	Score	
				40	A	Oklahoma St.	41 85	55	A	SMU	62 71	111	A	Sam Houston St.	50 64	
								81	A	Cal Poly	64 75	113	A	Oral Roberts	56 63	
												113	H	Oral Roberts	64 68	
												135	A	Rice	41 60	
												146	H	Tulsa	73 69	
												151	A	Lamar	55 61	
												151	H	Lamar	50 65	
												167	A	Nicholls St.	64 65	
												167	H	Nicholls St.	74 66	
												168	A	McNeese St.	60 66	
												168	H	McNeese St.	57 74	
												226	H	La.-Monroe	80 55	
												228	A	Prairie View	62 55	
												234	A	Central Ark.	54 57	
												234	H	Central Ark.	53 45	
												279	A	Northwestern St.	57 50	
												279	H	Northwestern St.	48 44	
												289	A	Southeastern La.	83 80	
												289	H	Southeastern La.	80 38	
												293	N	CSU Bakersfield	76 71	
												312	A	Grambling	63 64	
												334	A	A&M-Corpus Christi	66 47	
LAST 12 Division I GAMES:																
279	H	Northwestern St.	48 44	151	A	Lamar	55 61									
111	A	Sam Houston St.	50 64	168	A	McNeese St.	60 66									
289	A	Southeastern La.	83 80	279	A	Northwestern St.	57 50									
167	A	Nicholls St.	64 65	167	H	Nicholls St.	74 66									
113	H	Oral Roberts	64 68	289	H	Southeastern La.	80 38									
234	H	Central Ark.	53 45	113	A	Oral Roberts	56 63									

Non-Div I Games: Northwood (TX) 80 28 Wiley 68 71

Stephen F. Austin

Loss, Non-Conf, S Site, H Home A Away N Neutral

Average RPI Win:	266	WON-LOST	WINNING	LAST 12	STRENGTH OF	OPP. STRENGTH	TEAM	ADJ.	CONF.	ADJ CONF.
Average RPI Loss:	105	RECORD	PCT. RANK	GAMES	SCHEDULE	OF SCHEDULE	RPI	RPI	RPI	RPI
DIV. I ONLY	20- 8	55	8- 4	267	290	105	105	29	29	
DIV. I NON-CONF.	7- 5	130	1- 1	183	243	142	142	27	27	
TOTALS	RPI 1-25	RPI 26-50	W-L RECORDS	RPI 51-100	RPI 101-150	RPI 150+				
20- 8	0- 1	0- 2	OVERALL	0- 2	2- 0	18- 3				
13- 1	0- 0	0- 1	HOME	0- 0	1- 0	12- 0				
7- 6	0- 1	0- 1	AWAY	0- 2	1- 0	6- 2				
0- 1	0- 0	0- 0	NEUTRAL	0- 0	0- 0	0- 1				
7- 5	0- 1	0- 0	NON-CONFERENCE	0- 2	0- 0	7- 2				
6- 0	0- 0	0- 0	HOME	0- 0	0- 0	6- 0				
1- 4	0- 1	0- 0	AWAY	0- 2	0- 0	1- 1				
0- 1	0- 0	0- 0	NEUTRAL	0- 0	0- 0	0- 1				
13- 3	0- 0	0- 2	CONFERENCE	0- 0	2- 0	11- 1				
7- 1	0- 0	0- 1	HOME	0- 0	1- 0	6- 0				
6- 2	0- 0	0- 1	AWAY	0- 0	1- 0	5- 1				
0- 0	0- 0	0- 0	NEUTRAL	0- 0	0- 0	0- 0				

RPI 1-25				RPI 26-50				RPI 51-100				RPI 101+ Team's RPI: 105			
RPI	S	Opponent	Score	RPI	S	Opponent	Score	RPI	S	Opponent	Score	RPI	S	Opponent	Score
20	A	Florida St.	44 76	49	A	FGCU	55 74	53	A	Charlotte	73 81	142	A	Mercer	74 41
				49	H	FGCU	55 72	59	A	South Fla.	48 70	142	H	Mercer	74 60
												157	N	Hofstra	75 77
												165	A	Northern Ky.	68 73
												165	H	Northern Ky.	62 39
												187	H	Ball St.	78 66
												211	A	Fla. Atlantic	78 66
												246	A	East Tenn. St.	71 55
												246	H	East Tenn. St.	74 65
												254	A	USC Upstate	84 66
												254	H	USC Upstate	79 55
												282	H	Florida A&M	88 67
												291	A	North Florida	52 56
												291	H	North Florida	71 57
												301	A	Jacksonville	72 51
												301	H	Jacksonville	73 56
												309	H	Ga. Southern	70 39
												314	H	Bethune-Cookman	66 52
												333	A	Kennesaw St.	57 52
												333	H	Kennesaw St.	74 46
												335	A	Lipscomb	68 54
												335	H	Lipscomb	92 51
												342	H	UNC Asheville	74 47
LAST 12 Division I GAMES:															
142	H	Mercer	74 60	246	H	East Tenn. St.	74 65								
333	H	Kennesaw St.	74 46	301	A	Jacksonville	72 51								
49	H	FGCU	55 72	291	A	North Florida	52 56								
335	A	Lipscomb	68 54	49	A	FGCU	55 74								
165	A	Northern Ky.	68 73	165	H	Northern Ky.	62 39								
254	H	USC Upstate	79 55	335	H	Lipscomb	92 51								

Non-Div I Games: Lynn 65 51

Stetson

■ Loss,
 ■ Non-Conf,
 ■ S Site,
 ■ Home
 ■ A Away
 N Neutral

Average RPI Win: 239	WON-LOST	WINNING	LAST 12	STRENGTH OF	OPP. STRENGTH	TEAM	ADJ.	CONF.	ADJ CONF.
Average RPI Loss: 167	RECORD	PCT. RANK	GAMES	SCHEDULE	OF SCHEDULE	RPI	RPI	RPI	RPI
DIV. I ONLY	14- 15	169	4- 8	213	289	215	215	23	23
DIV. I NON-CONF.	8- 5	114	0- 0	168	297	137	137	24	24
TOTALS	RPI 1-25	RPI 26-50	W-L RECORDS	RPI 51-100	RPI 101-150	RPI 150+			
14- 15	0- 0	0- 0	OVERALL	2- 6	2- 2	10- 7			
9- 6	0- 0	0- 0	HOME	1- 2	2- 1	6- 3			
5- 9	0- 0	0- 0	AWAY	1- 4	0- 1	4- 4			
0- 0	0- 0	0- 0	NEUTRAL	0- 0	0- 0	0- 0			
8- 5	0- 0	0- 0	NON-CONFERENCE	2- 2	2- 0	4- 3			
5- 2	0- 0	0- 0	HOME	1- 0	2- 0	2- 2			
3- 3	0- 0	0- 0	AWAY	1- 2	0- 0	2- 1			
0- 0	0- 0	0- 0	NEUTRAL	0- 0	0- 0	0- 0			
6- 10	0- 0	0- 0	CONFERENCE	0- 4	0- 2	6- 4			
4- 4	0- 0	0- 0	HOME	0- 2	0- 1	4- 1			
2- 6	0- 0	0- 0	AWAY	0- 2	0- 1	2- 3			
0- 0	0- 0	0- 0	NEUTRAL	0- 0	0- 0	0- 0			

RPI 1-25				RPI 26-50				RPI 51-100				RPI 101+				Team's RPI: 215	
RPI	S	Opponent	Score	RPI	S	Opponent	Score	RPI	S	Opponent	Score	RPI	S	Opponent	Score		
								56	A	Boston U.	45	64	101	A	Hartford	43	59
								56	H	Boston U.	61	72	101	H	Hartford	44	60
								60	A	Youngstown St.	43	76	107	H	Navy	44	40
								66	A	Albany (NY)	49	60	149	H	Iona	70	64
								66	H	Albany (NY)	35	68	192	H	Rider	50	62
								69	A	Fordham	58	46	257	A	New Hampshire	48	44
								72	A	Rutgers	44	72	257	H	New Hampshire	60	47
								94	H	Sacred Heart	51	46	259	H	Fairleigh Dickinson	49	56
													268	H	St. Francis Brooklyn	65	52
													278	A	Robert Morris	56	48
													285	A	UMBC	59	70
													285	H	UMBC	51	52
													286	A	Morgan St.	63	66
													294	A	NJIT	59	34
													298	A	Vermont	43	46
													298	H	Vermont	68	53
													311	A	Binghamton	60	57
													311	H	Binghamton	56	34
													326	A	Maine	51	67
													326	H	Maine	56	53
													331	H	Saint Peter's	63	41
LAST 12 Division I GAMES:																	
66	A	Albany (NY)	49	60	56	A	Boston U.	45	64								
326	H	Maine	56	53	257	H	New Hampshire	60	47								
285	H	UMBC	51	52	66	H	Albany (NY)	35	68								
298	A	Vermont	43	46	326	A	Maine	51	67								
311	A	Binghamton	60	57	285	A	UMBC	59	70								
101	H	Hartford	44	60	298	H	Vermont	68	53								

Non-Div I Games:

Stony Brook

Average RPI Win:	169	WON-LOST	WINNING	LAST 12	STRENGTH OF	OPP. STRENGTH	TEAM	ADJ.	CONF.	ADJ CONF.
Average RPI Loss:	44	RECORD	PCT. RANK	GAMES	SCHEDULE	OF SCHEDULE	RPI	RPI	RPI	RPI
DIV. I ONLY	22- 6	32	7- 5	183	41	46	46	4	4	
DIV. I NON-CONF.	12- 1	4	0- 0	330	154	83	83	3	3	
TOTALS	RPI 1-25	RPI 26-50	W-L RECORDS	RPI 51-100	RPI 101-150	RPI 150+				
22- 6	1- 4	1- 0	OVERALL	7- 1	0- 0	13- 1				
12- 1	1- 1	0- 0	HOME	2- 0	0- 0	9- 0				
8- 5	0- 0	1- 0	AWAY	3- 0	0- 0	4- 0				
2- 0	0- 0	0- 0	NEUTRAL	2- 0	0- 0	0- 0				
12- 1	0- 0	0- 0	NON-CONFERENCE	3- 0	0- 0	9- 1				
6- 0	0- 0	0- 0	HOME	0- 0	0- 0	6- 0				
4- 1	0- 0	0- 0	AWAY	1- 0	0- 0	3- 1				
2- 0	0- 0	0- 0	NEUTRAL	2- 0	0- 0	0- 0				
10- 5	1- 4	1- 0	CONFERENCE	4- 1	0- 0	4- 0				
6- 1	1- 1	0- 0	HOME	2- 0	0- 0	3- 0				
4- 4	0- 3	1- 0	AWAY	2- 1	0- 0	1- 0				
0- 0	0- 0	0- 0	NEUTRAL	0- 0	0- 0	0- 0				

RPI 1-25				RPI 26-50				Team's RPI: 46				RPI 51-100				RPI 101+			
RPI	S	Opponent	Score	RPI	S	Opponent	Score	RPI	S	Opponent	Score	RPI	S	Opponent	Score	RPI	S	Opponent	Score
2	A	Connecticut	62 87	38	A	St. John's (NY)	60 57	54	A	Saint Joseph's	80 39	153	A	Temple	67 74				
4	A	Notre Dame	68 79					57	A	Marquette	92 79	161	A	Cincinnati	72 48				
23	H	DePaul	84 80					58	A	Georgetown	69 60	162	H	Washington St.	64 51				
24	A	Villanova	59 64					58	H	Georgetown	86 56	197	H	Providence	75 59				
24	H	Villanova	75 77					59	A	South Fla.	66 68	203	H	Seton Hall	65 34				
								72	H	Rutgers	58 45	220	H	Loyola Maryland	83 48				
								89	N	Georgia Tech	75 72	225	H	Pittsburgh	80 39				
								90	N	Virginia	74 73	227	A	Dartmouth	91 64				
												259	H	Fairleigh Dickinson	94 47				
												275	A	Cornell	80 35				
												277	H	Boise St.	87 48				
												311	H	Binghamton	68 45				
												326	A	Maine	68 44				
												328	H	Wagner	66 28				
LAST 12 Division I GAMES:																			
24	H	Villanova	75 77	161	A	Cincinnati	72 48												
4	A	Notre Dame	68 79	197	H	Providence	75 59												
59	A	South Fla.	66 68	203	H	Seton Hall	65 34												
72	H	Rutgers	58 45	24	A	Villanova	59 64												
225	H	Pittsburgh	80 39	38	A	St. John's (NY)	60 57												
58	A	Georgetown	69 60	2	A	Connecticut	62 87												

Non-Div I Games:

Syracuse

■ Loss,
 ■ Non-Conf,
 ■ S Site,
 ■ Home
 ■ A Away
 N Neutral

Average RPI Win:	161	WON-LOST	WINNING	LAST 12	STRENGTH OF	OPP. STRENGTH	TEAM	ADJ.	CONF.	ADJ CONF.
Average RPI Loss:	58	RECORD	PCT. RANK	GAMES	SCHEDULE	OF SCHEDULE	RPI	RPI	RPI	RPI
DIV. I ONLY	9- 19	271	2- 10	19	24	176	176	1	1	
DIV. I NON-CONF.	7- 4	103	0- 0	98	178	126	126	1	1	
TOTALS	RPI 1-25	RPI 26-50	W-L RECORDS	RPI 51-100	RPI 101-150	RPI 150+				
9- 19	0- 4	2- 8	OVERALL	1- 4	2- 2	4- 1				
9- 9	0- 2	2- 3	HOME	1- 3	2- 1	4- 0				
0- 10	0- 2	0- 5	AWAY	0- 1	0- 1	0- 1				
0- 0	0- 0	0- 0	NEUTRAL	0- 0	0- 0	0- 0				
7- 4	0- 2	0- 0	NON-CONFERENCE	1- 1	2- 0	4- 1				
7- 2	0- 1	0- 0	HOME	1- 1	2- 0	4- 0				
0- 2	0- 1	0- 0	AWAY	0- 0	0- 0	0- 1				
0- 0	0- 0	0- 0	NEUTRAL	0- 0	0- 0	0- 0				
2- 15	0- 2	2- 8	CONFERENCE	0- 3	0- 2	0- 0				
2- 7	0- 1	2- 3	HOME	0- 2	0- 1	0- 0				
0- 8	0- 1	0- 5	AWAY	0- 1	0- 1	0- 0				
0- 0	0- 0	0- 0	NEUTRAL	0- 0	0- 0	0- 0				

RPI 1-25				RPI 26-50				RPI 51-100				RPI 101+ Team's RPI: 176			
RPI	S	Opponent	Score	RPI	S	Opponent	Score	RPI	S	Opponent	Score	RPI	S	Opponent	Score
1	A	Baylor	45 78	29	A	Iowa St.	52 68	52	H	Kansas	75 76	111	H	Sam Houston St.	67 60
1	H	Baylor	35 74	29	H	Iowa St.	61 58	53	H	Charlotte	68 82	114	A	Texas	46 59
16	A	Texas A&M	47 68	32	A	Oklahoma	53 74	55	H	SMU	76 70	114	H	Texas	56 61
19	H	Georgia	59 72	32	H	Oklahoma	79 85	78	A	Kansas St.	58 59	136	H	UCF	61 55
				33	A	Texas Tech	42 53	78	H	Kansas St.	54 57	171	H	Houston	60 51
				33	H	Texas Tech	46 64					253	H	UTSA	73 64
				40	A	Oklahoma St.	59 76					300	A	Texas St.	80 91
				40	H	Oklahoma St.	64 63					318	H	Tex.-Pan American	73 37
				41	A	West Virginia	50 58					334	H	A&M-Corpus Christi	69 38
				41	H	West Virginia	56 66								
LAST 12 Division I GAMES:															
				29	H	Iowa St.	61 58	33	H	Texas Tech	46 64				
				114	A	Texas	46 59	40	A	Oklahoma St.	59 76				
				41	H	West Virginia	56 66	114	H	Texas	56 61				
				40	H	Oklahoma St.	64 63	32	A	Oklahoma	53 74				
				1	A	Baylor	45 78	33	A	Texas Tech	42 53				
				52	H	Kansas	75 76	78	H	Kansas St.	54 57				

Non-Div I Games:

TCU

■ Loss,
 ■ Non-Conf,
 ■ S Site,
 ■ H Home
 ■ A Away
 N Neutral

Average RPI Win: 176	WON-LOST	WINNING	LAST 12	STRENGTH OF	OPP. STRENGTH	TEAM	ADJ.	CONF.	ADJ CONF.
Average RPI Loss: 102	RECORD	PCT. RANK	GAMES	SCHEDULE	OF SCHEDULE	RPI	RPI	RPI	RPI
DIV. I ONLY	12- 17	213	5- 7	75	85	153	153	9	9
DIV. I NON-CONF.	7- 8	178	1- 0	53	72	94	94	8	8
TOTALS	RPI 1-25	RPI 26-50	W-L RECORDS	RPI 51-100	RPI 101-150	RPI 150+			
12- 17	0- 3	1- 2	OVERALL	3- 6	1- 2	7- 4			
8- 5	0- 0	1- 0	HOME	2- 2	1- 0	4- 3			
4- 12	0- 3	0- 2	AWAY	1- 4	0- 2	3- 1			
0- 0	0- 0	0- 0	NEUTRAL	0- 0	0- 0	0- 0			
7- 8	0- 2	1- 1	NON-CONFERENCE	2- 3	1- 1	3- 1			
5- 1	0- 0	1- 0	HOME	1- 1	1- 0	2- 0			
2- 7	0- 2	0- 1	AWAY	1- 2	0- 1	1- 1			
0- 0	0- 0	0- 0	NEUTRAL	0- 0	0- 0	0- 0			
5- 9	0- 1	0- 1	CONFERENCE	1- 3	0- 1	4- 3			
3- 4	0- 0	0- 0	HOME	1- 1	0- 0	2- 3			
2- 5	0- 1	0- 1	AWAY	0- 2	0- 1	2- 0			
0- 0	0- 0	0- 0	NEUTRAL	0- 0	0- 0	0- 0			

RPI 1-25				RPI 26-50				RPI 51-100				RPI 101+ Team's RPI: 153			
RPI	S	Opponent	Score	RPI	S	Opponent	Score	RPI	S	Opponent	Score	RPI	S	Opponent	Score
11	A	Dayton	47 67	27	A	Michigan St.	47 57	53	A	Charlotte	43 66	104	A	Butler	55 59
15	A	Nebraska	39 64	35	A	Duquesne	45 65	54	A	Saint Joseph's	41 49	122	H	Northeastern	63 59
24	A	Villanova	44 55	46	H	Syracuse	74 67	58	A	Georgetown	58 66	148	A	Howard	58 61
								69	H	Fordham	44 58	182	A	Penn	59 51
								71	H	Montana	55 41	202	H	Xavier	53 54
								72	H	Rutgers	50 66	203	H	Seton Hall	54 38
								91	A	Auburn	49 71	209	H	La Salle	55 71
								98	H	Richmond	61 48	210	H	Saint Louis	54 50
								99	A	Bowling Green	70 56	216	A	St. Bonaventure	67 59
												221	H	VCU	51 53
												260	H	Western Mich.	68 41
												297	A	Massachusetts	66 54
												303	H	Rhode Island	56 45
												339	A	Kent St.	62 71
LAST 12 Division I GAMES:															
69	H	Fordham	44 58	210	H	Saint Louis	54 50								
104	A	Butler	55 59	53	A	Charlotte	43 66								
11	A	Dayton	47 67	297	A	Massachusetts	66 54								
202	H	Xavier	53 54	98	H	Richmond	61 48								
54	A	Saint Joseph's	41 49	209	H	La Salle	55 71								
303	H	Rhode Island	56 45	182	A	Penn	59 51								

Non-Div I Games:

Temple

Tennessee				Through Games Of Sunday, March 3, 2013						
Average RPI Win:	92	WON-LOST	WINNING	LAST 12	STRENGTH OF	OPP. STRENGTH	TEAM	ADJ.	CONF.	ADJ CONF.
Average RPI Loss:	26	RECORD	PCT. RANK	GAMES	SCHEDULE	OF SCHEDULE	RPI	RPI	RPI	RPI
DIV. I ONLY		23- 6	25	9- 3	2	8	7	7	3	3
DIV. I NON-CONF.		9- 4	75	0- 1	3	4	12	12	6	6

TOTALS	RPI 1-25	RPI 26-50		W-L RECORDS	RPI 51-100		RPI 101-150		RPI 150+	
23- 6	4- 4	4- 1		OVERALL	9- 1		2- 0		4- 0	
14- 2	3- 2	1- 0		HOME	5- 0		1- 0		4- 0	
9- 4	1- 2	3- 1		AWAY	4- 1		1- 0		0- 0	
0- 0	0- 0	0- 0		NEUTRAL	0- 0		0- 0		0- 0	
9- 4	1- 3	1- 1		NON-CONFERENCE	4- 0		2- 0		1- 0	
6- 2	1- 2	0- 0		HOME	3- 0		1- 0		1- 0	
3- 2	0- 1	1- 1		AWAY	1- 0		1- 0		0- 0	
0- 0	0- 0	0- 0		NEUTRAL	0- 0		0- 0		0- 0	
14- 2	3- 1	3- 0		CONFERENCE	5- 1		0- 0		3- 0	
8- 0	2- 0	1- 0		HOME	2- 0		0- 0		3- 0	
6- 2	1- 1	2- 0		AWAY	3- 1		0- 0		0- 0	
0- 0	0- 0	0- 0		NEUTRAL	0- 0		0- 0		0- 0	

RPI 1-25		Team's RPI: 7		RPI 26-50		RPI 51-100		RPI 101+		
RPI S	Opponent	Score		RPI S	Opponent	Score		RPI S	Opponent	Score
1	A Baylor	53 76		30	A Vanderbilt	83 75		51	H Middle Tenn.	88 81
3	H Stanford	60 73		30	H Vanderbilt	83 64		72	H Rutgers	66 47
4	H Notre Dame	67 77		34	A LSU	64 62		74	A Arkansas	60 54
9	A Kentucky	65 78		47	A Chattanooga	71 80		80	A Florida	78 75
12	A South Carolina	73 53		50	A Miami (FL)	79 67		88	H Davidson	75 40
14	H North Carolina	102 57						89	A Georgia Tech	71 54
16	H Texas A&M	82 72						91	A Auburn	75 66
19	H Georgia	79 66						91	H Auburn	83 61
								92	A Missouri	63 80
								92	H Missouri	84 39

LAST 12 Division I GAMES:										
9	A Kentucky	65 78		34	A LSU	64 62				
16	H Texas A&M	82 72		92	A Missouri	63 80				
74	A Arkansas	60 54		185	H Mississippi St.	88 45				
91	H Auburn	83 61		4	H Notre Dame	67 77				
30	H Vanderbilt	83 64		30	A Vanderbilt	83 75				
238	H Ole Miss	97 68		178	H Alabama	96 69				

Non-Div I Games:

Tennessee

Tennessee St.

Through Games Of Sunday, March 3, 2013

Average RPI Win:	270	WON-LOST	WINNING	LAST 12	STRENGTH OF	OPP. STRENGTH	TEAM	ADJ.	CONF.	ADJ CONF.
Average RPI Loss:	143	RECORD	PCT. RANK	GAMES	SCHEDULE	OF SCHEDULE	RPI	RPI	RPI	RPI
DIV. I ONLY	12- 14	188	7- 5	211	288	204	204	28	28	
DIV. I NON-CONF.	3- 7	264	0- 0	130	186	198	198	29	29	
TOTALS	RPI 1-25	RPI 26-50	W-L RECORDS	RPI 51-100	RPI 101-150	RPI 150+				
12- 14	0- 1	0- 0	OVERALL	0- 2	0- 4	12- 7				
5- 5	0- 0	0- 0	HOME	0- 1	0- 2	5- 2				
6- 8	0- 1	0- 0	AWAY	0- 1	0- 1	6- 5				
1- 1	0- 0	0- 0	NEUTRAL	0- 0	0- 1	1- 0				
3- 7	0- 1	0- 0	NON-CONFERENCE	0- 2	0- 2	3- 2				
0- 2	0- 0	0- 0	HOME	0- 1	0- 0	0- 1				
2- 4	0- 1	0- 0	AWAY	0- 1	0- 1	2- 1				
1- 1	0- 0	0- 0	NEUTRAL	0- 0	0- 1	1- 0				
9- 7	0- 0	0- 0	CONFERENCE	0- 0	0- 2	9- 5				
5- 3	0- 0	0- 0	HOME	0- 0	0- 2	5- 1				
4- 4	0- 0	0- 0	AWAY	0- 0	0- 0	4- 4				
0- 0	0- 0	0- 0	NEUTRAL	0- 0	0- 0	0- 0				

RPI 1-25				RPI 26-50				RPI 51-100				RPI 101+ Team's RPI: 204			
RPI	S	Opponent	Score	RPI	S	Opponent	Score	RPI	S	Opponent	Score	RPI	S	Opponent	Score
22	A	Louisville	25 88					71	A	Montana	48 71	118	H	Eastern Ill.	67 76
								78	H	Kansas St.	47 62	124	N	UAB	60 68
												138	A	Montana St.	55 65
												139	H	UT Martin	58 77
												155	A	South Ala.	43 59
												163	N	Idaho	69 64
												172	A	Tennessee Tech	77 80
												172	H	Tennessee Tech	68 71
												190	A	SIU Edwardsville	69 75
												191	A	Eastern Ky.	54 62
												191	H	Eastern Ky.	69 66
												195	A	Belmont	54 66
												195	H	Belmont	54 53
												233	A	Murray St.	67 61
												235	H	Cleveland St.	59 66
												250	A	Samford	57 40
												272	H	Southeast Mo. St.	68 58
												305	A	Morehead St.	68 56
												305	H	Morehead St.	82 57
												306	A	Austin Peay	71 52
												335	A	Lipscomb	69 60
												343	A	Jacksonville St.	88 68
												343	H	Jacksonville St.	76 67
LAST 12 Division I GAMES:															
191	H	Eastern Ky.	69 66	306	A	Austin Peay	71 52								
305	H	Morehead St.	82 57	172	H	Tennessee Tech	68 71								
190	A	SIU Edwardsville	69 75	191	A	Eastern Ky.	54 62								
139	H	UT Martin	58 77	305	A	Morehead St.	68 56								
195	H	Belmont	54 53	343	H	Jacksonville St.	76 67								
233	A	Murray St.	67 61	195	A	Belmont	54 66								

Non-Div I Games: Cumberland (TN) 52 49

Tennessee St.

■ Loss,
 ■ Non-Conf,
 ■ S Site,
 ■ H Home
 ■ A Away
 N Neutral

Average RPI Win: 255		WON-LOST	WINNING	LAST 12	STRENGTH OF	OPP. STRENGTH	TEAM	ADJ.	CONF.	ADJ CONF.
Average RPI Loss: 118		RECORD	PCT. RANK	GAMES	SCHEDULE	OF SCHEDULE	RPI	RPI	RPI	RPI
DIV. I ONLY		17- 11	108	8- 4	258	225	172	172	28	28
DIV. I NON-CONF.		5- 7	211	0- 0	199	92	214	214	29	29
TOTALS		RPI 1-25	RPI 26-50	W-L RECORDS	RPI 51-100	RPI 101-150	RPI 150+			
17- 11	0- 0		0- 3	OVERALL	0- 1	1- 4	16- 3			
9- 5	0- 0		0- 0	HOME	0- 1	1- 2	8- 2			
8- 5	0- 0		0- 2	AWAY	0- 0	0- 2	8- 1			
0- 1	0- 0		0- 1	NEUTRAL	0- 0	0- 0	0- 0			
5- 7	0- 0		0- 3	NON-CONFERENCE	0- 1	1- 2	4- 1			
3- 3	0- 0		0- 0	HOME	0- 1	1- 1	2- 1			
2- 3	0- 0		0- 2	AWAY	0- 0	0- 1	2- 0			
0- 1	0- 0		0- 1	NEUTRAL	0- 0	0- 0	0- 0			
12- 4	0- 0		0- 0	CONFERENCE	0- 0	0- 2	12- 2			
6- 2	0- 0		0- 0	HOME	0- 0	0- 1	6- 1			
6- 2	0- 0		0- 0	AWAY	0- 0	0- 1	6- 1			
0- 0	0- 0		0- 0	NEUTRAL	0- 0	0- 0	0- 0			

[illegible]

Non-Div I Games:	Tenn. Wesleyan	86	47
------------------	----------------	----	----

Tennessee Tech

Loss, Non-Conf, S Site, H Home A Away N Neutral

Average RPI Win:	319	WON-LOST	WINNING	LAST 12	STRENGTH OF	OPP. STRENGTH	TEAM	ADJ.	CONF.	ADJ CONF.
Average RPI Loss:	219	RECORD	PCT. RANK	GAMES	SCHEDULE	OF SCHEDULE	RPI	RPI	RPI	RPI
DIV. I ONLY	9- 14	234	5- 6	345	341	318	318	33	33	
DIV. I NON-CONF.	6- 10	228	2- 2	328	330	292	292	33	33	
TOTALS	RPI 1-25	RPI 26-50	W-L RECORDS	RPI 51-100	RPI 101-150	RPI 150+				
9- 14	0- 0	0- 1	OVERALL	0- 2	0- 1	9- 10				
4- 3	0- 0	0- 0	HOME	0- 0	0- 0	4- 3				
5- 9	0- 0	0- 1	AWAY	0- 2	0- 1	5- 5				
0- 2	0- 0	0- 0	NEUTRAL	0- 0	0- 0	0- 2				
6- 10	0- 0	0- 1	NON-CONFERENCE	0- 2	0- 1	6- 6				
3- 1	0- 0	0- 0	HOME	0- 0	0- 0	3- 1				
3- 7	0- 0	0- 1	AWAY	0- 2	0- 1	3- 3				
0- 2	0- 0	0- 0	NEUTRAL	0- 0	0- 0	0- 2				
3- 4	0- 0	0- 0	CONFERENCE	0- 0	0- 0	3- 4				
1- 2	0- 0	0- 0	HOME	0- 0	0- 0	1- 2				
2- 2	0- 0	0- 0	AWAY	0- 0	0- 0	2- 2				
0- 0	0- 0	0- 0	NEUTRAL	0- 0	0- 0	0- 0				

RPI S	Opponent	Score	RPI S	Opponent	Score	RPI S	Opponent	Score	RPI S	Opponent	Score	Team's RPI: 318
40	A Oklahoma St.	42 96	55	A SMU	35 71	135	A Rice	54 75				
			95	A UTEP	56 83	176	A TCU	37 73				
						177	H Texas Southern	65 46				
						253	A UTSA	34 68				
						272	N Southeast Mo. St.	54 55				
						279	N Northwestern St.	53 63				
						293	A CSU Bakersfield	62 85				
						293	H CSU Bakersfield	62 71				
						294	A NJIT	55 60				
						294	H NJIT	75 81				
						295	A Utah Valley	66 71				
						295	H Utah Valley	50 51				
						308	A Texas-Arlington	59 57				
						334	A A&M-Corpus Christi	49 45				
						334	H A&M-Corpus Christi	77 65				
						340	A Chicago St.	71 40				
						344	A Houston Baptist	67 59				
						344	H Houston Baptist	71 45				
						345	A New Orleans	71 56				
						345	H New Orleans	60 59				
LAST 12 Division I GAMES:												
345	H New Orleans	60 59	345	A New Orleans	71 56							
344	A Houston Baptist	67 59	344	H Houston Baptist	71 45							
295	H Utah Valley	50 51	294	A NJIT	55 60							
340	A Chicago St.	71 40	293	A CSU Bakersfield	62 85							
293	H CSU Bakersfield	62 71	295	A Utah Valley	66 71							
294	H NJIT	75 81	95	A UTEP	56 83							

Non-Div I Games: Tex. A&M-Kingsville 100 63 Huston-Tillotson 74 58 Our Lady Of The Lak 59 72

Tex.-Pan American

Average RPI Win:	184	WON-LOST	WINNING	LAST 12	STRENGTH OF	OPP. STRENGTH	TEAM	ADJ.	CONF.	ADJ CONF.
Average RPI Loss:	34	RECORD	PCT. RANK	GAMES	SCHEDULE	OF SCHEDULE	RPI	RPI	RPI	RPI
DIV. I ONLY	11- 17	226	4- 8	27	5	114	114	1	1	
DIV. I NON-CONF.	7- 4	103	0- 0	128	55	123	123	1	1	
TOTALS	RPI 1-25	RPI 26-50	W-L RECORDS	RPI 51-100	RPI 101-150	RPI 150+				
11- 17	0- 4	1- 10	OVERALL	2- 3	0- 0	8- 0				
8- 6	0- 2	0- 4	HOME	2- 0	0- 0	6- 0				
1- 8	0- 1	0- 5	AWAY	0- 2	0- 0	1- 0				
2- 3	0- 1	1- 1	NEUTRAL	0- 1	0- 0	1- 0				
7- 4	0- 2	1- 1	NON-CONFERENCE	0- 1	0- 0	6- 0				
5- 1	0- 1	0- 0	HOME	0- 0	0- 0	5- 0				
0- 0	0- 0	0- 0	AWAY	0- 0	0- 0	0- 0				
2- 3	0- 1	1- 1	NEUTRAL	0- 1	0- 0	1- 0				
4- 13	0- 2	0- 9	CONFERENCE	2- 2	0- 0	2- 0				
3- 5	0- 1	0- 4	HOME	2- 0	0- 0	1- 0				
1- 8	0- 1	0- 5	AWAY	0- 2	0- 0	1- 0				
0- 0	0- 0	0- 0	NEUTRAL	0- 0	0- 0	0- 0				

RPI 1-25				RPI 26-50				RPI 51-100				RPI 101+ Team's RPI: 114			
RPI	S	Opponent	Score	RPI	S	Opponent	Score	RPI	S	Opponent	Score	RPI	S	Opponent	Score
1	A	Baylor	47 67	29	A	Iowa St.	65 73	52	A	Kansas	38 76	157	N	Hofstra	72 52
1	H	Baylor	48 75	29	H	Iowa St.	48 67	52	H	Kansas	93 83	176	A	TCU	61 56
7	H	Tennessee	75 94	32	A	Oklahoma	56 69	76	N	Central Mich.	65 73	176	H	TCU	59 46
13	N	UCLA	42 62	32	H	Oklahoma	70 78	78	A	Kansas St.	47 68	206	H	Central Conn. St.	94 58
				33	A	Texas Tech	62 69	78	H	Kansas St.	59 40	226	H	La.-Monroe	77 49
				33	H	Texas Tech	59 66					275	H	Cornell	53 40
				37	N	Iowa	63 86					307	H	Jackson St.	80 53
				38	N	St. John's (NY)	70 60					334	H	A&M-Corpus Christi	79 30
				40	A	Oklahoma St.	58 64								
				40	H	Oklahoma St.	52 64								
				41	A	West Virginia	49 53								
LAST 12 Division I GAMES:															
40	A	Oklahoma St.	58 64	1	H	Baylor	48 75								
176	H	TCU	59 46	29	H	Iowa St.	48 67								
1	A	Baylor	47 67	176	A	TCU	61 56								
52	H	Kansas	93 83	78	H	Kansas St.	59 40								
33	A	Texas Tech	62 69	52	A	Kansas	38 76								
78	A	Kansas St.	47 68	32	A	Oklahoma	56 69								

Non-Div I Games:

Texas

■ Loss,
■ Non-Conf,
■ S Site,
■ H Home
■ A Away
N Neutral

Average RPI Win:	118	WON-LOST	WINNING	LAST 12	STRENGTH OF	OPP. STRENGTH	TEAM	ADJ.	CONF.	ADJ CONF.
Average RPI Loss:	14	RECORD	PCT. RANK	GAMES	SCHEDULE	OF SCHEDULE	RPI	RPI	RPI	RPI
DIV. I ONLY	21- 9	62	8- 4	3	9	16	16	3	3	
DIV. I NON-CONF.	10- 4	70	0- 0	18	9	34	34	6	6	
TOTALS	RPI 1-25	RPI 26-50	W-L RECORDS	RPI 51-100	RPI 101-150	RPI 150+				
21- 9	2- 7	2- 2	OVERALL	7- 0	3- 0	7- 0				
13- 4	0- 3	1- 1	HOME	5- 0	1- 0	6- 0				
6- 4	2- 3	1- 1	AWAY	1- 0	1- 0	1- 0				
2- 1	0- 1	0- 0	NEUTRAL	1- 0	1- 0	0- 0				
10- 4	0- 4	0- 0	NON-CONFERENCE	3- 0	3- 0	4- 0				
7- 2	0- 2	0- 0	HOME	2- 0	1- 0	4- 0				
1- 1	0- 1	0- 0	AWAY	0- 0	1- 0	0- 0				
2- 1	0- 1	0- 0	NEUTRAL	1- 0	1- 0	0- 0				
11- 5	2- 3	2- 2	CONFERENCE	4- 0	0- 0	3- 0				
6- 2	0- 1	1- 1	HOME	3- 0	0- 0	2- 0				
5- 3	2- 2	1- 1	AWAY	1- 0	0- 0	1- 0				
0- 0	0- 0	0- 0	NEUTRAL	0- 0	0- 0	0- 0				

RPI	S	Opponent	Score	RPI	S	Opponent	Score	RPI	S	Opponent	Score	RPI	S	Opponent	Score
2	H	Connecticut	50 81	30	A	Vanderbilt	51 61	57	H	Marquette	84 64	108	A	Southern California	79 61
4	N	Notre Dame	74 83	30	H	Vanderbilt	60 52	73	H	Liberty	70 55	130	N	Old Dominion	78 55
5	H	Penn St.	58 63	34	A	LSU	74 57	74	A	Arkansas	63 51	135	H	Rice	80 57
7	A	Tennessee	72 82	34	H	LSU	52 67	78	N	Kansas St.	83 60	176	H	TCU	68 47
9	A	Kentucky	62 65					80	H	Florida	78 71	178	H	Alabama	91 52
9	H	Kentucky	66 70					91	H	Auburn	78 56	185	A	Mississippi St.	81 33
12	A	South Carolina	50 48					92	H	Missouri	77 58	189	H	Louisiana Tech	77 26
19	A	Georgia	64 46									228	H	Prairie View	74 52
22	A	Louisville	45 47									238	H	Ole Miss	82 53
												276	H	Southern U.	88 48
LAST 12 Division I GAMES:															
34	H	LSU	52 67	12	A	South Carolina	50 48								
7	A	Tennessee	72 82	34	A	LSU	74 57								
30	A	Vanderbilt	51 61	30	H	Vanderbilt	60 52								
238	H	Ole Miss	82 53	92	H	Missouri	77 58								
9	H	Kentucky	66 70	185	A	Mississippi St.	81 33								
80	H	Florida	78 71	19	A	Georgia	64 46								

Non-Div I Games:

Texas A&M

■ Loss,
■ Non-Conf, S Site,
■ Home
■ Away
N Neutral

Texas Southern

Through Games Of Sunday, March 3, 2013

Average RPI Win:	290	WON-LOST	WINNING	LAST 12	STRENGTH OF	OPP. STRENGTH	TEAM	ADJ.	CONF.	ADJ CONF.
Average RPI Loss:	164	RECORD	PCT. RANK	GAMES	SCHEDULE	OF SCHEDULE	RPI	RPI	RPI	RPI
DIV. I ONLY	19- 10	81	11- 1	321	339	177	177	32	32	
DIV. I NON-CONF.	3- 8	276	0- 0	138	238	216	216	31	31	
TOTALS	RPI 1-25	RPI 26-50	W-L RECORDS	RPI 51-100	RPI 101-150	RPI 150+				
19- 10	0- 0	0- 1	OVERALL	0- 3	1- 0	18- 6				
9- 2	0- 0	0- 0	HOME	0- 0	0- 0	9- 2				
10- 6	0- 0	0- 1	AWAY	0- 2	1- 0	9- 3				
0- 2	0- 0	0- 0	NEUTRAL	0- 1	0- 0	0- 1				
3- 8	0- 0	0- 1	NON-CONFERENCE	0- 3	1- 0	2- 4				
1- 1	0- 0	0- 0	HOME	0- 0	0- 0	1- 1				
2- 5	0- 0	0- 1	AWAY	0- 2	1- 0	1- 2				
0- 2	0- 0	0- 0	NEUTRAL	0- 1	0- 0	0- 1				
16- 2	0- 0	0- 0	CONFERENCE	0- 0	0- 0	16- 2				
8- 1	0- 0	0- 0	HOME	0- 0	0- 0	8- 1				
8- 1	0- 0	0- 0	AWAY	0- 0	0- 0	8- 1				
0- 0	0- 0	0- 0	NEUTRAL	0- 0	0- 0	0- 0				

RPI S	Opponent	Score	RPI S	Opponent	Score	RPI S	Opponent	Score	RPI S	Opponent	Score	Team's RPI: 177
40	A Oklahoma St.	49 91	55	A SMU	50 66	111	A Sam Houston St.	62 57	167	H Nicholls St.	58 65	
			74	A Arkansas	50 72	168	A McNeese St.	42 59	170	N Arizona	59 65	
			95	N UTEP	52 61	228	A Prairie View	64 57	228	H Prairie View	51 46	
						241	A Mississippi Val.	58 47	241	H Mississippi Val.	84 71	
						276	A Southern U.	60 72	276	H Southern U.	53 55	
						284	H UMKC	64 53	307	A Jackson St.	67 58	
						307	H Jackson St.	73 66	310	A Alabama A&M	72 56	
						310	H Alabama A&M	54 50	312	A Grambling	59 58	
						312	H Grambling	91 64	318	A Tex.-Pan American	46 65	
						324	A Ark.-Pine Bluff	65 61	324	H Ark.-Pine Bluff	63 59	
						329	A Alabama St.	64 52	329	H Alabama St.	74 40	
						332	A Norfolk St.	68 53	338	A Alcorn	61 45	
						338	H Alcorn	70 43				
LAST 12 Division I GAMES:												
338	H Alcorn	70 43	312	A Grambling	59 58							
276	H Southern U.	53 55	307	A Jackson St.	67 58							
329	A Alabama St.	64 52	228	H Prairie View	51 46							
310	A Alabama A&M	72 56	329	H Alabama St.	74 40							
241	H Mississippi Val.	84 71	310	H Alabama A&M	54 50							
324	H Ark.-Pine Bluff	63 59	241	A Mississippi Val.	58 47							

Non-Div I Games:

Texas Southern

■ Loss,
 ■ Non-Conf, S Site,
 ■ Home
 ■ Away
 N Neutral

Average RPI Win:	251	WON-LOST	WINNING	LAST 12	STRENGTH OF	OPP. STRENGTH	TEAM	ADJ.	CONF.	ADJ CONF.
Average RPI Loss:	193	RECORD	PCT. RANK	GAMES	SCHEDULE	OF SCHEDULE	RPI	RPI	RPI	RPI
DIV. I ONLY	8- 18	287	3- 9	316	237	300	300	26	26	
DIV. I NON-CONF.	5- 5	160	0- 1	318	209	234	234	26	26	
TOTALS	RPI 1-25	RPI 26-50	W-L RECORDS	RPI 51-100	RPI 101-150	RPI 150+				
8- 18	0- 0	0- 1	OVERALL	0- 1	0- 4	8- 12				
4- 7	0- 0	0- 0	HOME	0- 0	0- 2	4- 5				
4- 11	0- 0	0- 1	AWAY	0- 1	0- 2	4- 7				
0- 0	0- 0	0- 0	NEUTRAL	0- 0	0- 0	0- 0				
5- 5	0- 0	0- 1	NON-CONFERENCE	0- 1	0- 1	5- 2				
3- 1	0- 0	0- 0	HOME	0- 0	0- 1	3- 0				
2- 4	0- 0	0- 1	AWAY	0- 1	0- 0	2- 2				
0- 0	0- 0	0- 0	NEUTRAL	0- 0	0- 0	0- 0				
3- 13	0- 0	0- 0	CONFERENCE	0- 0	0- 3	3- 10				
1- 6	0- 0	0- 0	HOME	0- 0	0- 1	1- 5				
2- 7	0- 0	0- 0	AWAY	0- 0	0- 2	2- 5				
0- 0	0- 0	0- 0	NEUTRAL	0- 0	0- 0	0- 0				

RPI 1-25			RPI 26-50			RPI 51-100			RPI 101+ Team's RPI: 300		
RPI	S	Opponent	Score	RPI	S	Opponent	Score	RPI	S	Opponent	Score
				40	A	Oklahoma St.	55 90	95	A	UTEP	81 88
								135	H	Rice	61 73
								143	A	Utah St.	69 82
								147	A	Seattle	71 73
								147	H	Seattle	58 70
								163	A	Idaho	59 72
								163	H	Idaho	60 72
								171	A	Houston	61 74
								176	H	TCU	91 80
								189	A	Louisiana Tech	58 71
								189	H	Louisiana Tech	68 63
								195	H	Belmont	82 76
								198	A	Denver	62 75
								198	H	Denver	70 73
								213	A	North Texas	88 83
								253	A	UTSA	65 74
								253	H	UTSA	46 56
								263	A	New Mexico St.	58 49
								263	H	New Mexico St.	58 61
								269	A	San Jose St.	96 98
								308	A	Texas-Arlington	63 57
								308	H	Texas-Arlington	72 73
								333	H	Kennesaw St.	75 61
								334	A	A&M-Corpus Christi	69 51
								344	A	Houston Baptist	76 78
LAST 12 Division I GAMES:											
				163	A	Idaho	59 72	198	A	Denver	62 75
				147	A	Seattle	71 73	263	A	New Mexico St.	58 49
				344	A	Houston Baptist	76 78	147	H	Seattle	58 70
				253	A	UTSA	65 74	163	H	Idaho	60 72
				189	H	Louisiana Tech	68 63	253	H	UTSA	46 56
				308	H	Texas-Arlington	72 73	308	A	Texas-Arlington	63 57

Non-Div I Games: Huston-Tillotson 93 42

Texas St.

Average RPI Win:	133	WON-LOST	WINNING	LAST 12	STRENGTH OF	OPP. STRENGTH	TEAM	ADJ.	CONF.	ADJ CONF.
Average RPI Loss:	48	RECORD	PCT. RANK	GAMES	SCHEDULE	OF SCHEDULE	RPI	RPI	RPI	RPI
DIV. I ONLY	21- 8	51	8- 4	49	26	33	33	1	1	
DIV. I NON-CONF.	10- 2	28	0- 0	205	205	74	74	1	1	
TOTALS	RPI 1-25	RPI 26-50	W-L RECORDS	RPI 51-100	RPI 101-150	RPI 150+				
21- 8	0- 2	4- 4	OVERALL	5- 1	3- 0	9- 1				
14- 2	0- 1	2- 1	HOME	4- 0	1- 0	7- 0				
6- 5	0- 1	2- 2	AWAY	1- 1	2- 0	1- 1				
1- 1	0- 0	0- 1	NEUTRAL	0- 0	0- 0	1- 0				
10- 2	0- 0	0- 1	NON-CONFERENCE	2- 0	1- 0	7- 1				
8- 0	0- 0	0- 0	HOME	2- 0	0- 0	6- 0				
1- 1	0- 0	0- 0	AWAY	0- 0	1- 0	0- 1				
1- 1	0- 0	0- 1	NEUTRAL	0- 0	0- 0	1- 0				
11- 6	0- 2	4- 3	CONFERENCE	3- 1	2- 0	2- 0				
6- 2	0- 1	2- 1	HOME	2- 0	1- 0	1- 0				
5- 4	0- 1	2- 2	AWAY	1- 1	1- 0	1- 0				
0- 0	0- 0	0- 0	NEUTRAL	0- 0	0- 0	0- 0				

RPI 1-25				RPI 26-50				Team's RPI: 33	RPI 51-100				RPI 101+			
RPI	S	Opponent	Score	RPI	S	Opponent	Score		RPI	S	Opponent	Score	RPI	S	Opponent	Score
1	A	Baylor	47 89	27	N	Michigan St.	48 50		52	A	Kansas	72 70	114	A	Texas	66 59
1	H	Baylor	60 90	29	A	Iowa St.	52 67		52	H	Kansas	70 63	114	H	Texas	69 62
				29	H	Iowa St.	54 58		63	H	Illinois	75 56	140	A	Arizona St.	61 49
				32	A	Oklahoma	55 65		78	A	Kansas St.	62 68	151	H	Lamar	73 52
				40	A	Oklahoma St.	64 59		78	H	Kansas St.	59 50	167	H	Nicholls St.	78 48
				40	H	Oklahoma St.	61 53		93	H	Northern Colo.	68 41	171	H	Houston	86 56
				41	A	West Virginia	77 73						176	A	TCU	64 46
				41	H	West Virginia	76 63						176	H	TCU	53 42
LAST 12 Division I GAMES:																
				78	A	Kansas St.	62 68		41	H	West Virginia	76 63				
				40	H	Oklahoma St.	61 53		29	A	Iowa St.	52 67				
				52	A	Kansas	72 70		1	H	Baylor	60 90				
				114	H	Texas	69 62		176	H	TCU	53 42				
				1	A	Baylor	47 89		41	A	West Virginia	77 73				
				176	A	TCU	64 46		52	H	Kansas	70 63				

Non-Div I Games:

Texas Tech

Texas-Arlington

Through Games Of Sunday, March 3, 2013

Average RPI Win:	271	WON-LOST	WINNING	LAST 12	STRENGTH OF	OPP. STRENGTH	TEAM	ADJ.	CONF.	ADJ CONF.
Average RPI Loss:	180	RECORD	PCT. RANK	GAMES	SCHEDULE	OF SCHEDULE	RPI	RPI	RPI	RPI
DIV. I ONLY	6- 21	313	3- 9	261	305	308	308	26	26	
DIV. I NON-CONF.	3- 8	276	1- 0	231	326	280	280	26	26	
TOTALS	RPI 1-25	RPI 26-50	W-L RECORDS	RPI 51-100	RPI 101-150	RPI 150+				
6- 21	0- 0	0- 2	OVERALL	0- 1	0- 6	6- 12				
2- 10	0- 0	0- 1	HOME	0- 0	0- 4	2- 5				
4- 11	0- 0	0- 1	AWAY	0- 1	0- 2	4- 7				
0- 0	0- 0	0- 0	NEUTRAL	0- 0	0- 0	0- 0				
3- 8	0- 0	0- 2	NON-CONFERENCE	0- 1	0- 2	3- 3				
1- 4	0- 0	0- 1	HOME	0- 0	0- 2	1- 1				
2- 4	0- 0	0- 1	AWAY	0- 1	0- 0	2- 2				
0- 0	0- 0	0- 0	NEUTRAL	0- 0	0- 0	0- 0				
3- 13	0- 0	0- 0	CONFERENCE	0- 0	0- 4	3- 9				
1- 6	0- 0	0- 0	HOME	0- 0	0- 2	1- 4				
2- 7	0- 0	0- 0	AWAY	0- 0	0- 2	2- 5				
0- 0	0- 0	0- 0	NEUTRAL	0- 0	0- 0	0- 0				

RPI S	Opponent	Score	RPI S	Opponent	Score	RPI S	Opponent	Score	RPI S	Opponent	Score	Team's RPI: 308
27	A Michigan St.	39 83	96	A Fresno St.	45 70	110	H Memphis	76 89				
40	H Oklahoma St.	54 90				113	H Oral Roberts	41 73				
						143	A Utah St.	57 81				
						143	H Utah St.	83 93				
						147	A Seattle	53 69				
						147	H Seattle	64 78				
						163	A Idaho	52 70				
						163	H Idaho	60 58				
						164	A George Washington	47 80				
						189	A Louisiana Tech	58 65				
						189	H Louisiana Tech	62 78				
						198	A Denver	52 90				
						213	A North Texas	59 50				
						240	A Neb. Omaha	39 73				
						253	A UTSA	45 73				
						253	H UTSA	57 59				
						263	A New Mexico St.	62 59				
						269	A San Jose St.	49 71				
						269	H San Jose St.	70 78				
						300	A Texas St.	73 72				
						300	H Texas St.	57 63				
						318	H Tex.-Pan American	57 59				
						344	A Houston Baptist	77 71				
						345	H New Orleans	82 57				
LAST 12 Division I GAMES:												
143	A Utah St.	57 81	300	A Texas St.	73 72							
269	A San Jose St.	49 71	189	H Louisiana Tech	62 78							
345	H New Orleans	82 57	269	H San Jose St.	70 78							
147	H Seattle	64 78	143	H Utah St.	83 93							
163	H Idaho	60 58	163	A Idaho	52 70							
253	A UTSA	45 73	147	A Seattle	53 69							

Non-Div I Games:

Texas-Arlington

■ Loss,
 ■ Non-Conf,
 ■ S Site,
 ■ H Home
 ■ A Away
 N Neutral

Average RPI Win:	206	WON-LOST	WINNING	LAST 12	STRENGTH OF	OPP. STRENGTH	TEAM	ADJ.	CONF.	ADJ CONF.
Average RPI Loss:	44	RECORD	PCT. RANK	GAMES	SCHEDULE	OF SCHEDULE	RPI	RPI	RPI	RPI
DIV. I ONLY	26- 2	8	12- 0	250	147	45	45	18	18	
DIV. I NON-CONF.	12- 1	4	0- 0	159	120	26	26	18	18	
TOTALS	RPI 1-25	RPI 26-50	W-L RECORDS	RPI 51-100	RPI 101-150	RPI 150+				
26- 2	0- 1	0- 0	OVERALL	4- 1	2- 0	20- 0				
12- 1	0- 0	0- 0	HOME	0- 1	0- 0	12- 0				
12- 1	0- 1	0- 0	AWAY	3- 0	1- 0	8- 0				
2- 0	0- 0	0- 0	NEUTRAL	1- 0	1- 0	0- 0				
12- 1	0- 1	0- 0	NON-CONFERENCE	2- 0	1- 0	9- 0				
6- 0	0- 0	0- 0	HOME	0- 0	0- 0	6- 0				
4- 1	0- 1	0- 0	AWAY	1- 0	0- 0	3- 0				
2- 0	0- 0	0- 0	NEUTRAL	1- 0	1- 0	0- 0				
14- 1	0- 0	0- 0	CONFERENCE	2- 1	1- 0	11- 0				
6- 1	0- 0	0- 0	HOME	0- 1	0- 0	6- 0				
8- 0	0- 0	0- 0	AWAY	2- 0	1- 0	5- 0				
0- 0	0- 0	0- 0	NEUTRAL	0- 0	0- 0	0- 0				

RPI S	Opponent	Score	RPI S	Opponent	Score	Team's RPI: 45	RPI S	Opponent	Score	RPI S	Opponent	Score
11	A Dayton	76 79					53	N Charlotte	76 66	117	A Akron	77 65
							57	A Marquette	82 71	145	N Santa Clara	73 48
							76	A Central Mich.	76 63	156	A Miami (OH)	80 49
							76	H Central Mich.	66 73	159	H Arkansas St.	56 34
							99	A Bowling Green	48 38	187	A Ball St.	68 64
										190	H SIU Edwardsville	59 43
										216	H St. Bonaventure	59 45
										217	H Evansville	60 50
										228	H Prairie View	76 41
										230	A Eastern Mich.	56 40
										230	H Eastern Mich.	48 38
										231	A Colorado St.	66 62
										237	H Milwaukee	83 59
										256	A Georgia St.	46 43
										260	A Western Mich.	75 42
										260	H Western Mich.	65 54
										266	H Buffalo	59 44
										274	A Northern Ill.	44 42
										274	H Northern Ill.	72 40
										287	A Nevada	73 61
										322	H Ohio	61 42
										339	H Kent St.	82 45
LAST 12 Division I GAMES:												
230	H Eastern Mich.	48 38	156	A Miami (OH)	80 49							
260	A Western Mich.	75 42	260	H Western Mich.	65 54							
76	A Central Mich.	76 63	322	H Ohio	61 42							
274	H Northern Ill.	72 40	274	A Northern Ill.	44 42							
339	H Kent St.	82 45	117	A Akron	77 65							
187	A Ball St.	68 64	266	H Buffalo	59 44							

Non-Div I Games:

Toledo

Average RPI Win: 262	WON-LOST	WINNING	LAST 12	STRENGTH OF	OPP. STRENGTH	TEAM	ADJ.	CONF.	ADJ CONF.
Average RPI Loss: 164	RECORD	PCT. RANK	GAMES	SCHEDULE	OF SCHEDULE	RPI	RPI	RPI	RPI
DIV. I ONLY	11- 17	226	5- 7	268	191	270	270	14	14
DIV. I NON-CONF.	6- 5	147	0- 0	341	301	274	274	15	15
TOTALS	RPI 1-25	RPI 26-50	W-L RECORDS	RPI 51-100	RPI 101-150	RPI 150+			
11- 17	0- 3	0- 0	OVERALL	0- 4	1- 2	10- 8			
8- 7	0- 2	0- 0	HOME	0- 2	1- 0	7- 3			
3- 10	0- 1	0- 0	AWAY	0- 2	0- 2	3- 5			
0- 0	0- 0	0- 0	NEUTRAL	0- 0	0- 0	0- 0			
6- 5	0- 1	0- 0	NON-CONFERENCE	0- 0	0- 0	6- 4			
4- 2	0- 1	0- 0	HOME	0- 0	0- 0	4- 1			
2- 3	0- 0	0- 0	AWAY	0- 0	0- 0	2- 3			
0- 0	0- 0	0- 0	NEUTRAL	0- 0	0- 0	0- 0			
5- 12	0- 2	0- 0	CONFERENCE	0- 4	1- 2	4- 4			
4- 5	0- 1	0- 0	HOME	0- 2	1- 0	3- 2			
1- 7	0- 1	0- 0	AWAY	0- 2	0- 2	1- 2			
0- 0	0- 0	0- 0	NEUTRAL	0- 0	0- 0	0- 0			

RPI 1-25				RPI 26-50				RPI 51-100				RPI 101+ Team's RPI: 270			
RPI	S	Opponent	Score	RPI	S	Opponent	Score	RPI	S	Opponent	Score	RPI	S	Opponent	Score
10	H	Maryland	43 88					82	A	James Madison	45 79	122	A	Northeastern	56 59
17	A	Delaware	44 76					82	H	James Madison	61 75	122	H	Northeastern	73 69
17	H	Delaware	55 77					86	A	Drexel	55 76	130	A	Old Dominion	55 65
								86	H	Drexel	48 62	157	H	Hofstra	69 60
												206	H	Bucknell	62 75
												220	A	Loyola Maryland	44 52
												242	H	Coppin St.	58 55
												256	A	Georgia St.	44 66
												256	H	Georgia St.	49 56
												271	A	George Mason	53 51
												271	H	George Mason	54 65
												285	A	UMBC	62 44
												286	H	Morgan St.	61 57
												288	A	William & Mary	50 59
												288	H	William & Mary	79 63
												290	H	Delaware St.	69 61
												299	H	UNC Wilmington	55 53
												320	A	Manhattan	63 60
												323	A	LIU Brooklyn	63 65
												326	H	Maine	69 64
												336	A	UMES	48 60
LAST 12 Division I GAMES:															
288	H	William & Mary	79 63	17	H	Delaware	55 77	86	H	Drexel	48 62	122	A	Northeastern	56 59
122	H	Northeastern	73 69	82	A	James Madison	45 79	82	H	James Madison	61 75	299	H	UNC Wilmington	55 53
82	A	James Madison	45 79	157	H	Hofstra	69 60	288	A	William & Mary	50 59				
271	A	George Mason	53 51	271	A	George Mason	53 51								
256	A	Georgia St.	44 66												

Non-Div I Games:

Towson

■ Loss,
 ■ Non-Conf, S Site,
 ■ Home
 ■ Away
 N Neutral

Average RPI Win:	235	WON-LOST	WINNING	LAST 12	STRENGTH OF	OPP. STRENGTH	TEAM	ADJ.	CONF.	ADJ CONF.
Average RPI Loss:	160	RECORD	PCT. RANK	GAMES	SCHEDULE	OF SCHEDULE	RPI	RPI	RPI	RPI
DIV. I ONLY	6- 23	321	3- 9	195	182	302	302	12	12	
DIV. I NON-CONF.	3- 6	244	0- 0	276	296	287	287	14	14	
TOTALS	RPI 1-25	RPI 26-50	W-L RECORDS	RPI 51-100	RPI 101-150	RPI 150+				
6- 23	0- 0	0- 0	OVERALL	1- 4	0- 6	5- 13				
4- 10	0- 0	0- 0	HOME	0- 2	0- 3	4- 5				
2- 13	0- 0	0- 0	AWAY	1- 2	0- 3	1- 8				
0- 0	0- 0	0- 0	NEUTRAL	0- 0	0- 0	0- 0				
3- 6	0- 0	0- 0	NON-CONFERENCE	0- 1	0- 2	3- 3				
2- 2	0- 0	0- 0	HOME	0- 0	0- 1	2- 1				
1- 4	0- 0	0- 0	AWAY	0- 1	0- 1	1- 2				
0- 0	0- 0	0- 0	NEUTRAL	0- 0	0- 0	0- 0				
3- 17	0- 0	0- 0	CONFERENCE	1- 3	0- 4	2- 10				
2- 8	0- 0	0- 0	HOME	0- 2	0- 2	2- 4				
1- 9	0- 0	0- 0	AWAY	1- 1	0- 2	0- 6				
0- 0	0- 0	0- 0	NEUTRAL	0- 0	0- 0	0- 0				

RPI 1-25			RPI 26-50			RPI 51-100			RPI 101+			Team's RPI: 302			
RPI	S	Opponent	Score	RPI	S	Opponent	Score	RPI	S	Opponent	Score				
								51	A	Middle Tenn.	74 70	102	A	Western Ky.	80 98
								51	H	Middle Tenn.	63 85	102	H	Western Ky.	81 84
								74	A	UALR	52 75	112	A	FIU	76 82
								74	H	UALR	50 71	112	H	FIU	39 56
								80	A	Florida	62 87	128	A	Winthrop	82 87
												142	H	Mercer	90 96
												155	A	South Ala.	58 74
												155	H	South Ala.	70 71
												159	A	Arkansas St.	49 71
												159	H	Arkansas St.	74 87
												178	H	Alabama	71 80
												185	A	Mississippi St.	60 82
												211	A	Fla. Atlantic	63 74
												211	H	Fla. Atlantic	80 81
												213	A	North Texas	71 87
												213	H	North Texas	86 69
												223	H	Furman	118 96
												226	A	La.-Monroe	74 79
												226	H	La.-Monroe	69 75
												292	A	La.-Lafayette	59 63
												292	H	La.-Lafayette	68 61
												301	A	Jacksonville	88 83
												329	H	Alabama St.	90 88
												333	A	Kennesaw St.	65 72
LAST 12 Division I GAMES:															
				155	H	South Ala.	70 71		51	A	Middle Tenn.	74 70			
				51	H	Middle Tenn.	63 85		155	A	South Ala.	58 74			
				159	A	Arkansas St.	49 71		292	H	La.-Lafayette	68 61			
				292	A	La.-Lafayette	59 63		102	A	Western Ky.	80 98			
				213	H	North Texas	86 69		226	A	La.-Monroe	74 79			
				112	H	FIU	39 56		159	H	Arkansas St.	74 87			

Non-Div I Games:

Troy

T
u
l
a
n
e

Tulane				Through Games Of Sunday, March 3, 2013					
Average RPI Win: 172	WON-LOST	WINNING	LAST 12	STRENGTH OF	OPP. STRENGTH	TEAM	ADJ.	CONF.	ADJ CONF.
Average RPI Loss: 137	RECORD	PCT. RANK	GAMES	SCHEDULE	OF SCHEDULE	RPI	RPI	RPI	RPI
DIV. I ONLY	21- 6	35	9- 3	199	80	84	84	8	8
DIV. I NON-CONF.	10- 2	28	0- 0	311	109	131	131	10	10

TOTALS	RPI 1-25	RPI 26-50	W-L RECORDS	RPI 51-100	RPI 101-150	RPI 150+			
21- 6	0- 0	1- 0	OVERALL	2- 3	6- 1	12- 2			
10- 5	0- 0	0- 0	HOME	1- 3	3- 0	6- 2			
9- 1	0- 0	1- 0	AWAY	1- 0	3- 1	4- 0			
2- 0	0- 0	0- 0	NEUTRAL	0- 0	0- 0	2- 0			
10- 2	0- 0	1- 0	NON-CONFERENCE	0- 1	0- 0	9- 1			
5- 2	0- 0	0- 0	HOME	0- 1	0- 0	5- 1			
3- 0	0- 0	1- 0	AWAY	0- 0	0- 0	2- 0			
2- 0	0- 0	0- 0	NEUTRAL	0- 0	0- 0	2- 0			
11- 4	0- 0	0- 0	CONFERENCE	2- 2	6- 1	3- 1			
5- 3	0- 0	0- 0	HOME	1- 2	3- 0	1- 1			
6- 1	0- 0	0- 0	AWAY	1- 0	3- 1	2- 0			
0- 0	0- 0	0- 0	NEUTRAL	0- 0	0- 0	0- 0			

RPI 1-25			RPI 26-50			RPI 51-100			Team's RPI: 84	RPI 101+		
RPI S	Opponent	Score	RPI S	Opponent	Score	RPI S	Opponent	Score		RPI S	Opponent	Score
			34 A	LSU	66 64	55 A	SMU	73 68		110 H	Memphis	72 62
						55 H	SMU	56 62		124 A	UAB	57 52
						64 H	East Carolina	52 55		135 A	Rice	69 65
						91 H	Auburn	65 70		135 H	Rice	61 45
						95 H	UTEP	56 49		136 A	UCF	57 55
										146 A	Tulsa	65 67
										146 H	Tulsa	74 59
										166 N	Bradley	74 69
										168 H	McNeese St.	69 63
										171 A	Houston	74 56
										171 H	Houston	70 71
										189 H	Louisiana Tech	66 59
										193 H	Southern Miss.	80 69
										213 H	North Texas	73 62
										226 A	La.-Monroe	70 60
										230 H	Eastern Mich.	71 65
										244 A	Marshall	67 57
										260 N	Western Mich.	66 48
										276 A	Southern U.	65 45
										292 H	La.-Lafayette	64 65
										299 H	UNC Wilmington	73 58
LAST 12 Division I GAMES:												
			193 H	Southern Miss.	80 69	146 A	Tulsa	65 67				
			55 A	SMU	73 68	95 H	UTEP	56 49				
			146 H	Tulsa	74 59	171 A	Houston	74 56				
			124 A	UAB	57 52	136 A	UCF	57 55				
			171 H	Houston	70 71	64 H	East Carolina	52 55				
			135 H	Rice	61 45	110 H	Memphis	72 62				

Non-Div I Games: Loyola (LA) 81 41

Tulane

Average RPI Win:	196	WON-LOST	WINNING	LAST 12	STRENGTH OF	OPP. STRENGTH	TEAM	ADJ.	CONF.	ADJ CONF.
Average RPI Loss:	97	RECORD	PCT. RANK	GAMES	SCHEDULE	OF SCHEDULE	RPI	RPI	RPI	RPI
DIV. I ONLY	11- 16	220	6- 6	48	121	146	146	8	8	
DIV. I NON-CONF.	4- 8	244	0- 0	121	211	204	204	10	10	
TOTALS	RPI 1-25	RPI 26-50	W-L RECORDS	RPI 51-100	RPI 101-150	RPI 150+				
11- 16	0- 0	0- 0	OVERALL	1- 11	3- 3	7- 2				
7- 4	0- 0	0- 0	HOME	1- 4	3- 0	3- 0				
4- 10	0- 0	0- 0	AWAY	0- 6	0- 3	4- 1				
0- 2	0- 0	0- 0	NEUTRAL	0- 1	0- 0	0- 1				
4- 8	0- 0	0- 0	NON-CONFERENCE	0- 5	0- 1	4- 2				
2- 2	0- 0	0- 0	HOME	0- 2	0- 0	2- 0				
2- 4	0- 0	0- 0	AWAY	0- 2	0- 1	2- 1				
0- 2	0- 0	0- 0	NEUTRAL	0- 1	0- 0	0- 1				
7- 8	0- 0	0- 0	CONFERENCE	1- 6	3- 2	3- 0				
5- 2	0- 0	0- 0	HOME	1- 2	3- 0	1- 0				
2- 6	0- 0	0- 0	AWAY	0- 4	0- 2	2- 0				
0- 0	0- 0	0- 0	NEUTRAL	0- 0	0- 0	0- 0				

RPI S	Opponent	Score	RPI S	Opponent	Score	RPI S	Opponent	Score	RPI S	Opponent	Score	Team's RPI: 146
						55	A SMU	60 69	110	H Memphis	79 68	
						55	H SMU	46 71	113	A Oral Roberts	53 64	
						63	N Illinois	75 82	124	A UAB	45 59	
						64	A East Carolina	63 69	135	A Rice	53 56	
						74	A UALR	51 78	135	H Rice	49 45	
						74	H UALR	64 73	136	H UCF	54 51	
						74	H Arkansas	56 64	171	A Houston	59 55	
						79	A BYU	48 70	179	N Loyola Marymount	74 75	
						84	A Tulane	59 74	193	A Southern Miss.	78 56	
						84	H Tulane	67 65	196	A Stephen F. Austin	69 73	
						95	A UTEP	35 50	231	H Colorado St.	58 43	
						95	H UTEP	64 71	240	A Neb. Omaha	49 48	
									244	H Marshall	67 49	
									295	H Utah Valley	80 53	
									312	A Grambling	75 62	
LAST 12 Division I GAMES:												
124	A UAB	45 59	84	H Tulane	67 65							
110	H Memphis	79 68	193	A Southern Miss.	78 56							
84	A Tulane	59 74	95	A UTEP	35 50							
55	A SMU	60 69	55	H SMU	46 71							
135	H Rice	49 45	136	H UCF	54 51							
171	A Houston	59 55	64	A East Carolina	63 69							

Non-Div I Games: Langston

97 35

Tulsa

Average RPI Win:	212	WON-LOST	WINNING	LAST 12	STRENGTH OF	OPP. STRENGTH	TEAM	ADJ.	CONF.	ADJ CONF.
Average RPI Loss:	128	RECORD	PCT. RANK	GAMES	SCHEDULE	OF SCHEDULE	RPI	RPI	RPI	RPI
DIV. I ONLY	17- 11	108	5- 7	184	155	124	124	8	8	
DIV. I NON-CONF.	9- 4	75	0- 0	286	316	180	180	10	10	
TOTALS	RPI 1-25	RPI 26-50	W-L RECORDS	RPI 51-100	RPI 101-150	RPI 150+				
17- 11	0- 0	0- 2	OVERALL	2- 3	4- 3	11- 3				
9- 5	0- 0	0- 1	HOME	1- 1	2- 1	6- 2				
6- 6	0- 0	0- 1	AWAY	1- 2	2- 2	3- 1				
2- 0	0- 0	0- 0	NEUTRAL	0- 0	0- 0	2- 0				
9- 4	0- 0	0- 2	NON-CONFERENCE	0- 0	2- 0	7- 2				
5- 2	0- 0	0- 1	HOME	0- 0	1- 0	4- 1				
2- 2	0- 0	0- 1	AWAY	0- 0	1- 0	1- 1				
2- 0	0- 0	0- 0	NEUTRAL	0- 0	0- 0	2- 0				
8- 7	0- 0	0- 0	CONFERENCE	2- 3	2- 3	4- 1				
4- 3	0- 0	0- 0	HOME	1- 1	1- 1	2- 1				
4- 4	0- 0	0- 0	AWAY	1- 2	1- 2	2- 0				
0- 0	0- 0	0- 0	NEUTRAL	0- 0	0- 0	2- 0				

RPI	S	Opponent	Score	RPI	S	Opponent	Score	RPI	S	Opponent	Score	RPI	S	Opponent	Score	Team's RPI: 124
30	A	Vanderbilt	54 69	55	A	SMU	92 94	110	A	Memphis	57 64					
47	H	Chattanooga	57 66	64	A	East Carolina	52 53	110	H	Memphis	55 63					
				64	H	East Carolina	62 58	134	A	High Point	58 53					
				84	H	Tulane	52 57	135	A	Rice	53 61					
				95	A	UTEP	61 57	136	A	UCF	64 46					
								139	H	UT Martin	56 51					
								146	H	Tulsa	59 45					
								171	H	Houston	54 46					
								193	A	Southern Miss.	55 50					
								193	H	Southern Miss.	51 54					
								204	N	Tennessee St.	68 60					
								241	H	Mississippi Val.	70 47					
								244	A	Marshall	61 45					
								244	H	Marshall	61 43					
								271	A	George Mason	55 58					
								305	H	Morehead St.	50 57					
								306	H	Austin Peay	72 54					
								310	A	Alabama A&M	72 53					
								317	H	UNC Greensboro	80 62					
								324	H	Ark.-Pine Bluff	71 25					
								329	N	Alabama St.	74 41					
LAST 12 Division I GAMES:																
146	H	Tulsa	59 45	64	H	East Carolina	62 58									
64	A	East Carolina	52 53	55	A	SMU	92 94									
193	A	Southern Miss.	55 50	135	A	Rice	53 61									
84	H	Tulane	52 57	193	H	Southern Miss.	51 54									
244	H	Marshall	61 43	244	A	Marshall	61 45									
110	A	Memphis	57 64	110	H	Memphis	55 63									

Non-Div I Games:

UAB

■ Loss,
 ■ Non-Conf,
 ■ S Site,
 ■ Home
 ■ A Away
 N Neutral

Through Games Of Sunday, March 9, 1986									
Average RPI Win: 197	WON-LOST	WINNING	LAST 12	STRENGTH OF	OPP. STRENGTH	TEAM	ADJ.	CONF.	ADJ CONF.
Average RPI Loss: 142	RECORD	PCT. RANK	GAMES	SCHEDULE	OF SCHEDULE	RPI	RPI	RPI	RPI
DIV. I ONLY	12- 16	206	6- 6	200	113	212	212	11	11
DIV. I NON-CONF.	5- 6	190	0- 0	192	103	199	199	11	11

TOTALS	RPI 1-25	RPI 26-50	W-L RECORDS	RPI 51-100	RPI 101-150	RPI 150+			
12- 16	0- 1	0- 2	OVERALL	1- 2	4- 3	7- 8			
5- 8	0- 1	0- 1	HOME	1- 1	2- 1	2- 4			
5- 8	0- 0	0- 0	AWAY	0- 0	1- 0	4- 1			
2- 0	0- 0	0- 0	NEUTRAL	0- 0	1- 0	1- 0			
5- 6	0- 1	0- 1	NON-CONFERENCE	0- 1	3- 0	2- 3			
1- 4	0- 1	0- 1	HOME	0- 1	1- 0	0- 1			
2- 2	0- 0	0- 0	AWAY	0- 0	1- 0	1- 2			
2- 0	0- 0	0- 0	NEUTRAL	0- 0	1- 0	1- 0			
7- 10	0- 0	0- 1	CONFERENCE	1- 1	1- 3	5- 5			
4- 4	0- 0	0- 0	HOME	1- 0	1- 1	2- 3			
3- 6	0- 0	0- 1	AWAY	0- 1	0- 2	3- 2			
0- 0	0- 0	0- 0	NEUTRAL	0- 0	0- 0	0- 0			

RPI 1-25			
RPI	S	Opponent	Score
3	H	Stanford	38 87
RPI 26-50			
RPI	S	Opponent	Score
43	H	St. Mary's (CA)	56 75
44	A	Pacific	64 78
RPI 51-100			
RPI	S	Opponent	Score
81	A	Cal Poly	71 73
81	H	Cal Poly	79 69
83	H	Washington	56 81
RPI 101+			
RPI	S	Opponent	Team's RPI: 212
107	N	Navy	66 63
108	A	Southern California	78 69
121	A	Hawaii	48 59
121	H	Hawaii	63 71
141	A	Cal St. Northridge	49 51
141	H	Cal St. Northridge	61 46
145	H	Santa Clara	70 59
158	A	Sacramento St.	65 66
160	A	UC Santa Barbara	43 58
160	H	UC Santa Barbara	52 60
175	A	Long Beach St.	54 66
175	H	Long Beach St.	68 62
205	A	San Francisco	65 72
224	A	UC Riverside	61 49
224	H	UC Riverside	70 56
245	A	UC Irvine	47 43
245	H	UC Irvine	57 70
258	H	Pepperdine	68 83
281	A	Cal St. Fullerton	88 44
281	H	Cal St. Fullerton	42 60
293	N	CSU Bakersfield	71 59
344	A	Houston Baptist	77 64

LAST 12 Division I GAMES:

175	A	Long Beach St.	54	66	81	H	Cal Poly	79	69
245	A	UC Irvine	47	43	160	H	UC Santa Barbara	52	60
281	H	Cal St. Fullerton	42	60	245	H	UC Irvine	57	70
224	H	UC Riverside	70	56	175	H	Long Beach St.	68	62
141	A	Cal St. Northridge	49	51	224	A	UC Riverside	61	49
121	A	Hawaii	48	59	281	A	Cal St. Fullerton	88	44

Non-Div I Games:

UC Davis

Loss, Non-Conf, S Site, H Home A Away N Neutral

Average RPI Win:	205	WON-LOST	WINNING	LAST 12	STRENGTH OF	OPP. STRENGTH	TEAM	ADJ.	CONF.	ADJ CONF.
Average RPI Loss:	164	RECORD	PCT. RANK	GAMES	SCHEDULE	OF SCHEDULE	RPI	RPI	RPI	RPI
DIV. I ONLY	9- 19	271	5- 7	173	168	245	245	11	11	
DIV. I NON-CONF.	4- 8	244	0- 0	188	264	224	224	11	11	
TOTALS	RPI 1-25	RPI 26-50	W-L RECORDS	RPI 51-100	RPI 101-150	RPI 150+				
9- 19	0- 0	0- 3	OVERALL	0- 1	3- 5	6- 10				
3- 10	0- 0	0- 1	HOME	0- 1	1- 1	2- 7				
5- 9	0- 0	0- 2	AWAY	0- 0	2- 4	3- 3				
1- 0	0- 0	0- 0	NEUTRAL	0- 0	0- 0	1- 0				
4- 8	0- 0	0- 1	NON-CONFERENCE	0- 0	2- 2	2- 5				
0- 4	0- 0	0- 0	HOME	0- 0	0- 0	0- 4				
3- 4	0- 0	0- 1	AWAY	0- 0	2- 2	1- 1				
1- 0	0- 0	0- 0	NEUTRAL	0- 0	0- 0	1- 0				
5- 11	0- 0	0- 2	CONFERENCE	0- 1	1- 3	4- 5				
3- 6	0- 0	0- 1	HOME	0- 1	1- 1	2- 3				
2- 5	0- 0	0- 1	AWAY	0- 0	0- 2	2- 2				
0- 0	0- 0	0- 0	NEUTRAL	0- 0	0- 0	0- 0				

RPI S	Opponent	Score	RPI S	Opponent	Score	RPI S	Opponent	Score	RPI S	Opponent	Score	Team's RPI: 245
36	A San Diego St.	53 63	81	H Cal Poly	46 64	103	A Utah	42 58				
44	A Pacific	47 68				121	A Hawaii	46 56				
44	H Pacific	53 65				121	H Hawaii	64 52				
						141	A Cal St. Northridge	48 59				
						141	H Cal St. Northridge	52 68				
						143	A Utah St.	71 70				
						145	A Santa Clara	54 77				
						147	A Seattle	61 60				
						160	H UC Santa Barbara	46 51				
						163	H Idaho	55 73				
						175	A Long Beach St.	61 71				
						175	H Long Beach St.	65 57				
						198	H Denver	52 62				
						212	A UC Davis	70 57				
						212	H UC Davis	43 47				
						224	A UC Riverside	58 56				
						224	H UC Riverside	67 68				
						251	N Drake	69 64				
						263	A New Mexico St.	44 50				
						281	A Cal St. Fullerton	51 65				
						281	H Cal St. Fullerton	43 39				
						287	H Nevada	49 72				
						293	A CSU Bakersfield	66 52				
						293	H CSU Bakersfield	64 71				
LAST 12 Division I GAMES:												
44	H Pacific	53 65	141	H Cal St. Northridge	52 68							
212	H UC Davis	43 47	212	A UC Davis	70 57							
175	H Long Beach St.	65 57	44	A Pacific	47 68							
281	H Cal St. Fullerton	43 39	175	A Long Beach St.	61 71							
224	A UC Riverside	58 56	224	H UC Riverside	67 68							
121	H Hawaii	64 52	281	A Cal St. Fullerton	51 65							

Non-Div I Games:

UC Irvine

■ Loss,
 ■ Non-Conf, S Site,
 ■ Home
 ■ Away
 N Neutral

UC Riverside

Through Games Of Sunday, March 3, 2013

Average RPI Win:	233	WON-LOST	WINNING	LAST 12	STRENGTH OF	OPP. STRENGTH	TEAM	ADJ.	CONF.	ADJ CONF.
Average RPI Loss:	129	RECORD	PCT. RANK	GAMES	SCHEDULE	OF SCHEDULE	RPI	RPI	RPI	RPI
DIV. I ONLY	11- 16	220	3- 9	190	131	224	224	11	11	
DIV. I NON-CONF.	7- 4	103	0- 0	196	126	146	146	11	11	
TOTALS	RPI 1-25	RPI 26-50	W-L RECORDS	RPI 51-100	RPI 101-150	RPI 150+				
11- 16	0- 0	0- 5	OVERALL	0- 2	1- 2	10- 7				
4- 12	0- 0	0- 3	HOME	0- 1	1- 2	3- 6				
7- 4	0- 0	0- 2	AWAY	0- 1	0- 0	7- 1				
0- 0	0- 0	0- 0	NEUTRAL	0- 0	0- 0	0- 0				
7- 4	0- 0	0- 3	NON-CONFERENCE	0- 0	1- 0	6- 1				
4- 3	0- 0	0- 2	HOME	0- 0	1- 0	3- 1				
3- 1	0- 0	0- 1	AWAY	0- 0	0- 0	3- 0				
0- 0	0- 0	0- 0	NEUTRAL	0- 0	0- 0	0- 0				
4- 12	0- 0	0- 2	CONFERENCE	0- 2	0- 2	4- 6				
0- 9	0- 0	0- 1	HOME	0- 1	0- 2	0- 5				
4- 3	0- 0	0- 1	AWAY	0- 1	0- 0	4- 1				
0- 0	0- 0	0- 0	NEUTRAL	0- 0	0- 0	0- 0				

RPI 1-25				RPI 26-50				RPI 51-100				RPI 101+ Team's RPI: 224			
RPI	S	Opponent	Score	RPI	S	Opponent	Score	RPI	S	Opponent	Score	RPI	S	Opponent	Score
				28	H	Princeton	68 72	81	A	Cal Poly	56 79	121	H	Hawaii	50 65
				32	A	Oklahoma	46 70	81	H	Cal Poly	59 94	141	H	Cal St. Northridge	49 65
				39	H	Gonzaga	53 60					143	H	Utah St.	94 90
				44	A	Pacific	66 74					160	A	UC Santa Barbara	45 42
				44	H	Pacific	56 85					160	H	UC Santa Barbara	42 62
												162	H	Washington St.	71 65
												163	H	Idaho	64 78
												175	A	Long Beach St.	50 49
												175	H	Long Beach St.	66 80
												212	A	UC Davis	56 70
												212	H	UC Davis	49 61
												245	A	UC Irvine	68 67
												245	H	UC Irvine	56 58
												258	A	Pepperdine	79 71
												267	H	UNLV	82 66
												281	A	Cal St. Fullerton	64 45
												281	H	Cal St. Fullerton	49 54
												283	H	Northern Ariz.	71 43
												292	A	La.-Lafayette	55 37
												293	A	CSU Bakersfield	75 63
LAST 12 Division I GAMES:															
				160	H	UC Santa Barbara	42 62					281	A	Cal St. Fullerton	64 45
				81	H	Cal Poly	59 94					81	A	Cal Poly	56 79
				44	A	Pacific	66 74					160	A	UC Santa Barbara	45 42
				212	A	UC Davis	56 70					212	H	UC Davis	49 61
				175	H	Long Beach St.	66 80					44	H	Pacific	56 85
				245	H	UC Irvine	56 58					245	A	UC Irvine	68 67

Non-Div I Games:

UC Riverside

■ Loss,
 ■ Non-Conf,
 ■ S Site,
 ■ H Home
 ■ A Away
 N Neutral

RPI 1-25				RPI 26-50				RPI 51-100				RPI 101+ Team's RPI: 160			
RPI	S	Opponent	Score	RPI	S	Opponent	Score	RPI	S	Opponent	Score	RPI	S	Opponent	Score
9	H	Kentucky	38 66	43	H	St. Mary's (CA)	39 49	78	H	Kansas St.	45 60	108	H	Southern California	51 62
				44	A	Pacific	52 47	79	A	BYU	39 67	121	A	Hawaii	51 50
				44	H	Pacific	52 64	81	A	Cal Poly	47 66	121	H	Hawaii	51 54
								81	H	Cal Poly	56 65	141	A	Cal St. Northridge	56 37
								83	A	Washington	54 46	141	H	Cal St. Northridge	66 55
												154	N	Missouri St.	61 68
												175	A	Long Beach St.	45 52
												179	A	Loyola Marymount	76 69
												180	N	Oregon St.	46 49
												185	N	Mississippi St.	60 43
												212	A	UC Davis	60 52
												212	H	UC Davis	58 43
												224	A	UC Riverside	62 42
												224	H	UC Riverside	42 45
												245	A	UC Irvine	51 46
												263	H	New Mexico St.	43 41
												267	A	UNLV	52 58
												281	A	Cal St. Fullerton	38 46
												281	H	Cal St. Fullerton	60 50
LAST 12 Division I GAMES:															
				224	A	UC Riverside	62 42	212	A	UC Davis	60 52				
				281	A	Cal St. Fullerton	38 46	281	H	Cal St. Fullerton	60 50				
				141	H	Cal St. Northridge	66 55	224	H	UC Riverside	42 45				
				121	H	Hawaii	51 54	121	A	Hawaii	51 50				
				81	H	Cal Poly	56 65	141	A	Cal St. Northridge	56 37				
				44	A	Pacific	52 47	81	A	Cal Poly	47 66				

Page 307

Average RPI Win:	174	WON-LOST	WINNING	LAST 12	STRENGTH OF	OPP. STRENGTH	TEAM	ADJ.	CONF.	ADJ CONF.
Average RPI Loss:	113	RECORD	PCT. RANK	GAMES	SCHEDULE	OF SCHEDULE	RPI	RPI	RPI	RPI
DIV. I ONLY	13- 16	194	7- 5	51	106	136	136	8	8	
DIV. I NON-CONF.	6- 8	206	0- 0	50	166	144	144	10	10	
TOTALS	RPI 1-25	RPI 26-50	W-L RECORDS	RPI 51-100	RPI 101-150	RPI 150+				
13- 16	0- 1	1- 1	OVERALL	2- 5	2- 5	8- 4				
7- 7	0- 0	0- 0	HOME	1- 3	1- 2	5- 2				
5- 6	0- 0	1- 0	AWAY	1- 2	1- 3	2- 1				
1- 3	0- 1	0- 1	NEUTRAL	0- 0	0- 0	1- 1				
6- 8	0- 1	1- 1	NON-CONFERENCE	1- 1	0- 2	4- 3				
3- 3	0- 0	0- 0	HOME	0- 1	0- 1	3- 1				
2- 2	0- 0	1- 0	AWAY	1- 0	0- 1	0- 1				
1- 3	0- 1	0- 1	NEUTRAL	0- 0	0- 0	1- 1				
7- 8	0- 0	0- 0	CONFERENCE	1- 4	2- 3	4- 1				
4- 4	0- 0	0- 0	HOME	1- 2	1- 1	2- 1				
3- 4	0- 0	0- 0	AWAY	0- 2	1- 2	2- 0				
0- 0	0- 0	0- 0	NEUTRAL	0- 0	0- 0	0- 0				

RPI S	Opponent	Score	RPI S	Opponent	Score	RPI S	Opponent	Score	RPI S	Opponent	Score	Team's RPI: 136
22 N	Louisville	73 94	38 N	St. John's (NY)	54 72	53 H	Charlotte	59 62	110 A	Memphis	70 65	
			49 A	FGCU	60 53	55 A	SMU	54 69	110 H	Memphis	83 62	
						64 A	East Carolina	48 59	112 A	FIU	49 66	
						64 H	East Carolina	41 56	124 H	UAB	46 64	
						84 H	Tulane	55 57	126 H	Presbyterian	49 53	
						95 H	UTEP	76 69	135 A	Rice	49 66	
						99 A	Bowling Green	59 56	146 A	Tulsa	51 54	
									154 N	Missouri St.	75 83	
									155 H	South Ala.	55 54	
									171 H	Houston	68 55	
									176 A	TCU	55 61	
									185 N	Mississippi St.	64 56	
									193 A	Southern Miss.	75 62	
									193 H	Southern Miss.	57 62	
									244 A	Marshall	75 51	
									244 H	Marshall	67 52	
									256 H	Georgia St.	50 64	
									291 H	North Florida	53 41	
									314 H	Bethune-Cookman	64 43	
LAST 12 Division I GAMES:												
244 A	Marshall	75 51	110 H	Memphis	83 62							
171 H	Houston	68 55	244 H	Marshall	67 52							
64 H	East Carolina	41 56	64 A	East Carolina	48 59							
135 A	Rice	49 66	84 H	Tulane	55 57							
95 H	UTEP	76 69	110 A	Memphis	70 65							
193 A	Southern Miss.	75 62	146 A	Tulsa	51 54							

Non-Div I Games:

UCF

■ Loss,
■ Non-Conf,
■ S Site,
■ H Home
■ A Away
N Neutral

Average RPI Win:	116	WON-LOST	WINNING	LAST 12	STRENGTH OF	OPP. STRENGTH	TEAM	ADJ.	CONF.	ADJ CONF.
Average RPI Loss:	28	RECORD	PCT. RANK	GAMES	SCHEDULE	OF SCHEDULE	RPI	RPI	RPI	RPI
DIV. I ONLY	23- 6	25	10- 2	29	11	13	13	6	6	
DIV. I NON-CONF.	9- 2	34	0- 0	15	2	15	15	5	5	
TOTALS	RPI 1-25	RPI 26-50	W-L RECORDS	RPI 51-100	RPI 101-150	RPI 150+				
23- 6	1- 5	5- 0	OVERALL	3- 0	6- 1	8- 0				
11- 4	1- 3	2- 0	HOME	2- 0	3- 1	3- 0				
10- 2	0- 0	2- 0	AWAY	1- 0	2- 0	5- 0				
2- 0	0- 0	1- 0	NEUTRAL	0- 0	1- 0	0- 0				
9- 2	0- 1	5- 0	NON-CONFERENCE	1- 0	1- 1	2- 0				
4- 2	0- 1	2- 0	HOME	1- 0	0- 1	1- 0				
3- 0	0- 0	2- 0	AWAY	0- 0	0- 0	1- 0				
2- 0	0- 0	1- 0	NEUTRAL	0- 0	1- 0	0- 0				
14- 4	1- 4	0- 0	CONFERENCE	2- 0	5- 0	6- 0				
7- 2	1- 2	0- 0	HOME	1- 0	3- 0	2- 0				
7- 2	0- 2	0- 0	AWAY	1- 0	2- 0	4- 0				
0- 0	0- 0	0- 0	NEUTRAL	0- 0	0- 0	0- 0				

RPI 1-25				RPI 26-50				RPI 51-100				RPI 101+			
RPI	S	Opponent	Score	RPI	S	Opponent	Score	RPI	S	Opponent	Score	RPI	S	Opponent	Score
3	A	Stanford	49 75	28	H	Princeton	65 52	54	H	Saint Joseph's	73 65	103	H	Utah	70 42
3	H	Stanford	57 68	32	A	Oklahoma	86 80	83	A	Washington	65 61	108	A	Southern California	68 54
4	H	Notre Dame	64 76	36	H	San Diego St.	66 52	83	H	Washington	85 68	108	H	Southern California	63 58
8	A	California	65 70	38	A	St. John's (NY)	53 52					114	N	Texas	62 42
8	H	California	51 79	43	N	St. Mary's (CA)	76 62					140	A	Arizona St.	58 50
25	H	Colorado	62 46									140	H	Arizona St.	54 50
												141	H	Cal St. Northridge	72 77
												162	A	Washington St.	80 65
												162	H	Washington St.	78 52
												170	A	Arizona	68 57
												170	H	Arizona	73 57
												179	H	Loyola Marymount	86 66
												180	A	Oregon St.	68 64
												248	A	Oregon	89 80
												258	A	Pepperdine	77 46
LAST 12 Division I GAMES:															
170	A	Arizona	68 57	162	A	Washington St.	80 65								
140	A	Arizona St.	58 50	83	A	Washington	65 61								
108	H	Southern California	63 58	103	H	Utah	70 42								
108	A	Southern California	68 54	25	H	Colorado	62 46								
3	H	Stanford	57 68	140	H	Arizona St.	54 50								
8	H	California	51 79	170	H	Arizona	73 57								

Non-Div I Games:

UCLA

■ Loss,
 ■ Non-Conf,
 ■ S Site,
 ■ H Home
 ■ A Away
 N Neutral

Average RPI Win:	267	WON-LOST	WINNING	LAST 12	STRENGTH OF	OPP. STRENGTH	TEAM	ADJ.	CONF.	ADJ CONF.
Average RPI Loss:	171	RECORD	PCT. RANK	GAMES	SCHEDULE	OF SCHEDULE	RPI	RPI	RPI	RPI
DIV. I ONLY	9- 19	271	5- 7	225	277	285	285	23	23	
DIV. I NON-CONF.	3- 9	289	0- 0	242	276	302	302	24	24	
TOTALS	RPI 1-25	RPI 26-50	W-L RECORDS	RPI 51-100	RPI 101-150	RPI 150+				
9- 19	0- 0	0- 1	OVERALL	0- 6	0- 3	9- 9				
6- 7	0- 0	0- 0	HOME	0- 3	0- 1	6- 3				
2- 12	0- 0	0- 1	AWAY	0- 3	0- 2	2- 6				
1- 0	0- 0	0- 0	NEUTRAL	0- 0	0- 0	1- 0				
3- 9	0- 0	0- 1	NON-CONFERENCE	0- 2	0- 1	3- 5				
2- 3	0- 0	0- 0	HOME	0- 1	0- 0	2- 2				
0- 6	0- 0	0- 1	AWAY	0- 1	0- 1	0- 3				
1- 0	0- 0	0- 0	NEUTRAL	0- 0	0- 0	1- 0				
6- 10	0- 0	0- 0	CONFERENCE	0- 4	0- 2	6- 4				
4- 4	0- 0	0- 0	HOME	0- 2	0- 1	4- 1				
2- 6	0- 0	0- 0	AWAY	0- 2	0- 1	2- 3				
0- 0	0- 0	0- 0	NEUTRAL	0- 0	0- 0	0- 0				

RPI 1-25				RPI 26-50				RPI 51-100				RPI 101+				Team's RPI: 285	
RPI	S	Opponent	Score	RPI	S	Opponent	Score	RPI	S	Opponent	Score	RPI	S	Opponent	Score		
				28	A	Princeton	46 93					101	A	Hartford	44 51		
								54	A	Saint Joseph's	38 79	101	H	Hartford	62 69		
								56	A	Boston U.	51 72	115	A	American	57 85		
								56	H	Boston U.	49 63	194	H	Monmouth	71 68		
								66	A	Albany (NY)	41 85	215	A	Stony Brook	52 51		
								66	H	Albany (NY)	33 87	215	H	Stony Brook	70 59		
								87	H	Hampton	36 81	220	H	Loyola Maryland	55 68		
												221	A	VCU	41 70		
												242	H	Coppin St.	83 75		
												257	A	New Hampshire	62 63		
												257	H	New Hampshire	59 50		
												270	H	Towson	44 62		
												286	A	Morgan St.	61 72		
												298	A	Vermont	60 63		
												298	H	Vermont	71 55		
												311	A	Binghamton	45 62		
												311	H	Binghamton	57 66		
												326	A	Maine	86 79		
												326	H	Maine	54 50		
												328	N	Wagner	48 43		
												336	A	UMES	45 51		
LAST 12 Division I GAMES:																	
				311	A	Binghamton	45 62	66	A	Albany (NY)	41 85						
				101	H	Hartford	62 69	326	A	Maine	86 79						
				56	A	Boston U.	51 72	311	H	Binghamton	57 66						
				215	A	Stony Brook	52 51	56	H	Boston U.	49 63						
				257	H	New Hampshire	59 50	215	H	Stony Brook	70 59						
				298	H	Vermont	71 55	101	A	Hartford	44 51						

Non-Div I Games: Eastern 78 40

UMBC

■ Loss,
 ■ Non-Conf, S Site,
 ■ Home
 ■ Away
 N Neutral

Average RPI Win:	301	WON-LOST	WINNING	LAST 12	STRENGTH OF	OPP. STRENGTH	TEAM	ADJ.	CONF.	ADJ CONF.
Average RPI Loss:	214	RECORD	PCT. RANK	GAMES	SCHEDULE	OF SCHEDULE	RPI	RPI	RPI	RPI
DIV. I ONLY	6- 18	303	2- 10	326	332	336	336	30	30	
DIV. I NON-CONF.	3- 7	264	0- 0	236	325	294	294	30	30	
TOTALS	RPI 1-25	RPI 26-50	W-L RECORDS	RPI 51-100	RPI 101-150	RPI 150+				
6- 18	0- 0	0- 0	OVERALL	0- 1	0- 6	6- 11				
5- 7	0- 0	0- 0	HOME	0- 1	0- 4	5- 2				
1- 8	0- 0	0- 0	AWAY	0- 0	0- 1	1- 7				
0- 3	0- 0	0- 0	NEUTRAL	0- 0	0- 1	0- 2				
3- 7	0- 0	0- 0	NON-CONFERENCE	0- 0	0- 3	3- 4				
2- 2	0- 0	0- 0	HOME	0- 0	0- 2	2- 0				
1- 2	0- 0	0- 0	AWAY	0- 0	0- 0	1- 2				
0- 3	0- 0	0- 0	NEUTRAL	0- 0	0- 1	0- 2				
3- 11	0- 0	0- 0	CONFERENCE	0- 1	0- 3	3- 7				
3- 5	0- 0	0- 0	HOME	0- 1	0- 2	3- 2				
0- 6	0- 0	0- 0	AWAY	0- 0	0- 1	0- 5				
0- 0	0- 0	0- 0	NEUTRAL	0- 0	0- 0	0- 0				

RPI 1-25			RPI 26-50			RPI 51-100			RPI 101+			Team's RPI: 336		
RPI	S	Opponent	Score	RPI	S	Opponent	Score	RPI	S	Opponent	Score			
								87	H	Hampton	47	78		
										101	N	Hartford	38	53
										115	H	American	53	61
										116	H	N.C. A&T	55	67
										130	H	Old Dominion	46	62
										148	A	Howard	30	59
										148	H	Howard	35	40
										169	N	Campbell	72	77
										222	A	Mt. St. Mary's	58	62
										242	H	Coppin St.	50	55
										270	H	Towson	60	48
										271	A	George Mason	38	64
										282	A	Florida A&M	54	67
										285	H	UMBC	51	45
										286	A	Morgan St.	28	65
										286	H	Morgan St.	54	50
										290	A	Delaware St.	52	67
										290	H	Delaware St.	63	72
										291	A	North Florida	54	52
										304	N	Brown	46	57
										314	A	Bethune-Cookman	54	55
										332	A	Norfolk St.	51	54
										332	H	Norfolk St.	86	80
										341	H	N.C. Central	72	53
LAST 12 Division I GAMES:														
				286	A	Morgan St.	28	65		148	A	Howard	30	59
				148	H	Howard	35	40		341	H	N.C. Central	72	53
				87	H	Hampton	47	78		116	H	N.C. A&T	55	67
				242	H	Coppin St.	50	55		314	A	Bethune-Cookman	54	55
				286	H	Morgan St.	54	50		282	A	Florida A&M	54	67
				332	A	Norfolk St.	51	54		290	H	Delaware St.	63	72

Non-Div I Games: Elizabeth City St. 66 62

UMES

■ Loss,
 ■ Non-Conf,
 ■ S Site,
 ■ Home
 ■ A Away
 N Neutral

Average RPI Win: 264	WON-LOST	WINNING	LAST 12	STRENGTH OF	OPP. STRENGTH	TEAM	ADJ.	CONF.	ADJ CONF.
Average RPI Loss: 183	RECORD	PCT. RANK	GAMES	SCHEDULE	OF SCHEDULE	RPI	RPI	RPI	RPI
DIV. I ONLY	9- 19	271	4- 8	263	242	284	284	22	22
DIV. I NON-CONF.	4- 10	269	0- 1	252	272	284	284	21	21
TOTALS	RPI 1-25	RPI 26-50	W-L RECORDS	RPI 51-100	RPI 101-150	RPI 150+			
9- 19	0- 1	0- 0	OVERALL	0- 4	0- 2	9- 12			
5- 7	0- 1	0- 0	HOME	0- 1	0- 1	5- 4			
4- 10	0- 0	0- 0	AWAY	0- 2	0- 1	4- 7			
0- 2	0- 0	0- 0	NEUTRAL	0- 1	0- 0	0- 1			
4- 10	0- 1	0- 0	NON-CONFERENCE	0- 2	0- 0	4- 7			
2- 3	0- 1	0- 0	HOME	0- 0	0- 0	2- 2			
2- 5	0- 0	0- 0	AWAY	0- 1	0- 0	2- 4			
0- 2	0- 0	0- 0	NEUTRAL	0- 1	0- 0	0- 1			
5- 9	0- 0	0- 0	CONFERENCE	0- 2	0- 2	5- 5			
3- 4	0- 0	0- 0	HOME	0- 1	0- 1	3- 2			
2- 5	0- 0	0- 0	AWAY	0- 1	0- 1	2- 3			
0- 0	0- 0	0- 0	NEUTRAL	0- 0	0- 0	0- 0			

RPI 1-25				RPI 26-50				RPI 51-100				RPI 101+ Team's RPI: 284			
RPI	S	Opponent	Score	RPI	S	Opponent	Score	RPI	S	Opponent	Score	RPI	S	Opponent	Score
25	H	Colorado	55 78					62	A	South Dakota St.	47 82	132	A	IUPUI	46 47
								62	H	South Dakota St.	61 62	132	H	IUPUI	33 47
								68	A	Minnesota	49 87	177	A	Texas Southern	53 64
								86	N	Drexel	40 76	201	A	South Dakota	45 67
												201	H	South Dakota	60 56
												210	H	Saint Louis	56 53
												221	A	VCU	55 79
												230	H	Eastern Mich.	69 74
												239	A	Western Ill.	51 50
												239	H	Western Ill.	38 63
												240	A	Neb. Omaha	41 68
												240	H	Neb. Omaha	44 61
												255	A	IPFW	42 49
												255	H	IPFW	77 59
												262	A	North Dakota St.	48 59
												262	H	North Dakota St.	62 60
												263	A	New Mexico St.	50 75
												272	H	Southeast Mo. St.	69 64
												277	N	Boise St.	64 71
												296	A	Oakland	59 53
												296	H	Oakland	46 55
												321	A	Air Force	66 58
												323	A	LIU Brooklyn	70 66
LAST 12 Division I GAMES:															
240	A	Neb. Omaha	41 68	62	H	South Dakota St.	61 62								
132	H	IUPUI	33 47	262	H	North Dakota St.	62 60								
239	H	Western Ill.	38 63	239	A	Western Ill.	51 50								
296	A	Oakland	59 53	132	A	IUPUI	46 47								
255	A	IPFW	42 49	255	H	IPFW	77 59								
201	A	South Dakota	45 67	296	H	Oakland	46 55								

Non-Div I Games: Mo. Western St. 51 **68**

UMKC

■ Loss,
■ Non-Conf,
■ S Site,
■ Home
■ A Away
N Neutral

UNC Asheville

Through Games Of Sunday, March 3, 2013

Average RPI Win:	0	WON-LOST	WINNING	LAST 12	STRENGTH OF	OPP. STRENGTH	TEAM	ADJ.	CONF.	ADJ CONF.
Average RPI Loss:	202	RECORD	PCT. RANK	GAMES	SCHEDULE	OF SCHEDULE	RPI	RPI	RPI	RPI
DIV. I ONLY	0- 27	344	0- 12	205	330	342	342	27	27	
DIV. I NON-CONF.	0- 9	337	0- 0	212	339	340	340	28	28	
TOTALS	RPI 1-25	RPI 26-50	W-L RECORDS	RPI 51-100	RPI 101-150	RPI 150+				
0- 27	0- 1	0- 0	OVERALL	0- 3	0- 7	0- 16				
0- 13	0- 0	0- 0	HOME	0- 2	0- 3	0- 8				
0- 13	0- 1	0- 0	AWAY	0- 1	0- 4	0- 6				
0- 1	0- 0	0- 0	NEUTRAL	0- 0	0- 0	0- 1				
0- 9	0- 1	0- 0	NON-CONFERENCE	0- 1	0- 1	0- 6				
0- 4	0- 0	0- 0	HOME	0- 1	0- 0	0- 3				
0- 4	0- 1	0- 0	AWAY	0- 0	0- 1	0- 2				
0- 1	0- 0	0- 0	NEUTRAL	0- 0	0- 0	0- 1				
0- 18	0- 0	0- 0	CONFERENCE	0- 2	0- 6	0- 10				
0- 9	0- 0	0- 0	HOME	0- 1	0- 3	0- 5				
0- 9	0- 0	0- 0	AWAY	0- 1	0- 3	0- 5				
0- 0	0- 0	0- 0	NEUTRAL	0- 0	0- 0	0- 0				

RPI 1-25				RPI 26-50				RPI 51-100				RPI 101+				Team's RPI: 342	
RPI	S	Opponent	Score	RPI	S	Opponent	Score	RPI	S	Opponent	Score	RPI	S	Opponent	Score		
14	A	North Carolina	42 101					59	H	South Fla.	29 77	105	A	Stetson	47 74		
								73	A	Liberty	49 75	126	A	Presbyterian	40 71		
								73	H	Liberty	43 75	126	H	Presbyterian	49 56		
												128	A	Winthrop	56 100		
												128	H	Winthrop	59 65		
												134	A	High Point	35 49		
												134	H	High Point	57 58		
												169	A	Campbell	39 64		
												169	H	Campbell	56 73		
												191	A	Eastern Ky.	47 67		
												218	A	Radford	54 66		
												243	H	Longwood	54 67		
												254	A	USC Upstate	52 54		
												280	A	Coastal Caro.	62 73		
												280	H	Coastal Caro.	46 50		
												313	A	Gardner-Webb	47 73		
												313	H	Gardner-Webb	45 58		
												314	N	Bethune-Cookman	57 74		
												316	H	Wofford	54 58		
												319	H	Western Caro.	45 58		
												325	A	Charleston So.	59 73		
												325	H	Charleston So.	48 54		
												333	H	Kennesaw St.	62 71		
LAST 12 Division I GAMES:																	
128	A	Winthrop	56 100	325	H	Charleston So.	48 54										
243	H	Longwood	54 67	126	A	Presbyterian	40 71										
73	H	Liberty	43 75	313	A	Gardner-Webb	47 73										
169	A	Campbell	39 64	280	A	Coastal Caro.	62 73										
134	A	High Point	35 49	325	A	Charleston So.	59 73										
280	H	Coastal Caro.	46 50	313	H	Gardner-Webb	45 58										

Non-Div I Games: Montreat 77 50 Columbia (SC) 70 48

UNC Asheville

Loss, Non-Conf, S Site, H Home A Away N Neutral

UNC Greensboro

Through Games Of Sunday, March 3, 2013

Average RPI Win:	296	WON-LOST	WINNING	LAST 12	STRENGTH OF	OPP. STRENGTH	TEAM	ADJ.	CONF.	ADJ CONF.
Average RPI Loss:	168	RECORD	PCT. RANK	GAMES	SCHEDULE	OF SCHEDULE	RPI	RPI	RPI	RPI
DIV. I ONLY	6- 22	317	3- 9	246	281	317	317	21	21	
DIV. I NON-CONF.	3- 6	244	0- 0	279	280	323	323	25	25	
TOTALS	RPI 1-25	RPI 26-50	W-L RECORDS	RPI 51-100	RPI 101-150	RPI 150+				
6- 22	0- 1	0- 2	OVERALL	0- 4	0- 5	6- 10				
4- 11	0- 1	0- 1	HOME	0- 2	0- 2	4- 5				
2- 10	0- 0	0- 1	AWAY	0- 2	0- 3	2- 4				
0- 1	0- 0	0- 0	NEUTRAL	0- 0	0- 0	0- 1				
3- 6	0- 1	0- 0	NON-CONFERENCE	0- 2	0- 1	3- 2				
3- 3	0- 1	0- 0	HOME	0- 1	0- 0	3- 1				
0- 2	0- 0	0- 0	AWAY	0- 1	0- 1	0- 0				
0- 1	0- 0	0- 0	NEUTRAL	0- 0	0- 0	0- 1				
3- 16	0- 0	0- 2	CONFERENCE	0- 2	0- 4	3- 8				
1- 8	0- 0	0- 1	HOME	0- 1	0- 2	1- 4				
2- 8	0- 0	0- 1	AWAY	0- 1	0- 2	2- 4				
0- 0	0- 0	0- 0	NEUTRAL	0- 0	0- 0	0- 0				

RPI 1-25				RPI 26-50				RPI 51-100				RPI 101+ Team's RPI: 317			
RPI	S	Opponent	Score	RPI	S	Opponent	Score	RPI	S	Opponent	Score	RPI	S	Opponent	Score
20	H	Florida St.	63 93	47	A	Chattanooga	68 74	73	A	Liberty	56 76	106	A	Appalachian St.	58 81
				47	H	Chattanooga	46 76	88	A	Davidson	48 88	106	H	Appalachian St.	46 77
								88	H	Davidson	56 59	124	A	UAB	62 80
								98	H	Richmond	69 104	144	A	Elon	60 71
												144	H	Elon	57 70
												173	A	Col. of Charleston	43 63
												173	H	Col. of Charleston	61 88
												218	H	Radford	64 76
												223	A	Furman	48 67
												223	H	Furman	60 59
												250	A	Samford	52 51
												250	H	Samford	46 60
												309	A	Ga. Southern	53 67
												309	H	Ga. Southern	56 63
												313	H	Gardner-Webb	55 49
												316	A	Wofford	87 75
												319	A	Western Caro.	44 47
												319	H	Western Caro.	49 60
												325	N	Charleston So.	57 60
												332	H	Norfolk St.	71 63
												341	H	N.C. Central	49 39
LAST 12 Division I GAMES:															
309	A	Ga. Southern	53 67	250	A	Samford	52 51								
106	H	Appalachian St.	46 77	173	A	Col. of Charleston	43 63								
88	H	Davidson	56 59	319	H	Western Caro.	49 60								
223	H	Furman	60 59	316	A	Wofford	87 75								
144	H	Elon	57 70	309	H	Ga. Southern	56 63								
47	A	Chattanooga	68 74	88	A	Davidson	48 88								

Non-Div I Games:

UNC Greensboro

■ Loss,
 ■ Non-Conf, S Site,
 ■ Home
 ■ Away
 N Neutral

UNC Wilmington

Through Games Of Sunday, March 3, 2013

Average RPI Win:	295	WON-LOST	WINNING	LAST 12	STRENGTH OF	OPP. STRENGTH	TEAM	ADJ.	CONF.	ADJ CONF.
Average RPI Loss:	137	RECORD	PCT. RANK	GAMES	SCHEDULE	OF SCHEDULE	RPI	RPI	RPI	RPI
DIV. I ONLY	3- 24	332	1- 11	103	148	299	299	14	14	
DIV. I NON-CONF.	1- 10	325	0- 0	70	168	281	281	15	15	
TOTALS	RPI 1-25	RPI 26-50	W-L RECORDS	RPI 51-100	RPI 101-150	RPI 150+				
3- 24	0- 1	0- 1	OVERALL	0- 8	0- 5	3- 9				
2- 10	0- 0	0- 0	HOME	0- 4	0- 3	2- 3				
1- 14	0- 1	0- 1	AWAY	0- 4	0- 2	1- 6				
0- 0	0- 0	0- 0	NEUTRAL	0- 0	0- 0	0- 0				
1- 10	0- 0	0- 1	NON-CONFERENCE	0- 4	0- 2	1- 3				
1- 3	0- 0	0- 0	HOME	0- 2	0- 1	1- 0				
0- 7	0- 0	0- 1	AWAY	0- 2	0- 1	0- 3				
0- 0	0- 0	0- 0	NEUTRAL	0- 0	0- 0	0- 0				
2- 14	0- 1	0- 0	CONFERENCE	0- 4	0- 3	2- 6				
1- 7	0- 0	0- 0	HOME	0- 2	0- 2	1- 3				
1- 7	0- 1	0- 0	AWAY	0- 2	0- 1	1- 3				
0- 0	0- 0	0- 0	NEUTRAL	0- 0	0- 0	0- 0				

RPI 1-25				RPI 26-50				RPI 51-100				RPI 101+ Team's RPI: 299			
RPI	S	Opponent	Score	RPI	S	Opponent	Score	RPI	S	Opponent	Score	RPI	S	Opponent	Score
17	A	Delaware	39 67	41	A	West Virginia	47 76	53	H	Charlotte	58 63	116	H	N.C. A&T	47 56
								73	A	Liberty	34 84	122	H	Northeastern	52 67
								82	A	James Madison	43 74	130	A	Old Dominion	55 62
								82	H	James Madison	39 60	130	H	Old Dominion	50 74
								84	A	Tulane	58 73	144	A	Elon	61 67
								86	A	Drexel	47 59	157	A	Hofstra	50 70
								86	H	Drexel	51 64	157	H	Hofstra	69 75
								98	H	Richmond	42 53	165	A	Northern Ky.	55 71
												174	A	Wake Forest	59 60
												202	A	Xavier	52 62
												256	H	Georgia St.	84 83
												270	A	Towson	53 55
												271	A	George Mason	53 65
												271	H	George Mason	52 62
												288	A	William & Mary	61 52
												288	H	William & Mary	61 63
												341	H	N.C. Central	59 45
LAST 12 Division I GAMES:															
157	A	Hofstra	50 70	82	A	James Madison	43 74								
271	A	George Mason	53 65	157	H	Hofstra	69 75								
122	H	Northeastern	52 67	130	A	Old Dominion	55 62								
86	A	Drexel	47 59	288	H	William & Mary	61 63								
256	H	Georgia St.	84 83	270	A	Towson	53 55								
271	H	George Mason	52 62	17	A	Delaware	39 67								

Non-Div I Games:

UNC Wilmington

■ Loss,
 ■ Non-Conf, S Site,
 ■ Home
 ■ Away
 N Neutral

Average RPI Win:	211	WON-LOST	WINNING	LAST 12	STRENGTH OF	OPP. STRENGTH	TEAM	ADJ.	CONF.	ADJ CONF.
Average RPI Loss:	85	RECORD	PCT. RANK	GAMES	SCHEDULE	OF SCHEDULE	RPI	RPI	RPI	RPI
DIV. I ONLY	14- 14	158	7- 5	128	89	150	150	10	10	
DIV. I NON-CONF.	5- 7	211	0- 0	106	56	174	174	9	9	
TOTALS	RPI 1-25	RPI 26-50	W-L RECORDS	RPI 51-100	RPI 101-150	RPI 150+				
14- 14	0- 1	0- 4	OVERALL	0- 6	2- 1	12- 2				
6- 6	0- 1	0- 2	HOME	0- 2	0- 0	6- 1				
7- 6	0- 0	0- 2	AWAY	0- 3	1- 0	6- 1				
1- 2	0- 0	0- 0	NEUTRAL	0- 1	1- 1	0- 0				
5- 7	0- 1	0- 2	NON-CONFERENCE	0- 3	1- 1	4- 0				
2- 3	0- 1	0- 1	HOME	0- 1	0- 0	2- 0				
2- 2	0- 0	0- 1	AWAY	0- 1	0- 0	2- 0				
1- 2	0- 0	0- 0	NEUTRAL	0- 1	1- 1	0- 0				
9- 7	0- 0	0- 2	CONFERENCE	0- 3	1- 0	8- 2				
4- 3	0- 0	0- 1	HOME	0- 1	0- 0	4- 1				
5- 4	0- 0	0- 1	AWAY	0- 2	1- 0	4- 1				
0- 0	0- 0	0- 0	NEUTRAL	0- 0	0- 0	0- 0				

RPI 1-25				RPI 26-50				RPI 51-100				RPI 101+ Team's RPI: 150			
RPI	S	Opponent	Score	RPI	S	Opponent	Score	RPI	S	Opponent	Score	RPI	S	Opponent	Score
21	H	Green Bay	53 54	26	A	Creighton	40 54	62	H	South Dakota St.	49 61	109	N	North Carolina St.	76 72
				26	H	Creighton	66 73	65	A	Wichita St.	47 57	124	A	Indiana St.	54 52
				29	H	Iowa St.	59 67	65	H	Wichita St.	57 60	140	N	Arizona St.	63 66
				37	A	Iowa	46 68	68	A	Minnesota	43 86	154	A	Missouri St.	82 78
								70	A	Illinois St.	41 72	154	H	Missouri St.	75 52
								80	N	Florida	63 80	166	A	Bradley	77 72
												166	H	Bradley	70 45
												201	H	South Dakota	63 50
												210	A	Saint Louis	73 64
												217	A	Evansville	70 57
												217	H	Evansville	75 64
												251	A	Drake	55 63
												251	H	Drake	67 82
												262	A	North Dakota St.	66 50
												315	A	Southern Ill.	74 60
												315	H	Southern Ill.	76 59
												340	H	Chicago St.	81 41
LAST 12 Division I GAMES:															
315	A	Southern Ill.	74 60	65	A	Wichita St.	47 57								
217	A	Evansville	70 57	217	H	Evansville	75 64								
251	H	Drake	67 82	315	H	Southern Ill.	76 59								
26	H	Creighton	66 73	251	A	Drake	55 63								
166	H	Bradley	70 45	26	A	Creighton	40 54								
154	A	Missouri St.	82 78	166	A	Bradley	77 72								

Non-Div I Games:

UNI

■ Loss,
■ Non-Conf,
■ S Site,
■ Home
■ A Away
N Neutral

Average RPI Win:	262	WON-LOST	WINNING	LAST 12	STRENGTH OF	OPP. STRENGTH	TEAM	ADJ.	CONF.	ADJ CONF.
Average RPI Loss:	139	RECORD	PCT. RANK	GAMES	SCHEDULE	OF SCHEDULE	RPI	RPI	RPI	RPI
DIV. I ONLY	11- 17	226	6- 6	223	176	267	267	17	17	
DIV. I NON-CONF.	4- 10	269	0- 0	227	224	296	296	16	16	
TOTALS	RPI 1-25	RPI 26-50	W-L RECORDS	RPI 51-100	RPI 101-150	RPI 150+				
11- 17	0- 1	0- 2	OVERALL	0- 6	0- 2	11- 6				
7- 8	0- 0	0- 1	HOME	0- 5	0- 1	7- 1				
2- 7	0- 0	0- 1	AWAY	0- 1	0- 1	2- 4				
2- 2	0- 1	0- 0	NEUTRAL	0- 0	0- 0	2- 1				
4- 10	0- 1	0- 0	NON-CONFERENCE	0- 3	0- 2	4- 4				
2- 5	0- 0	0- 0	HOME	0- 3	0- 1	2- 1				
0- 3	0- 0	0- 0	AWAY	0- 0	0- 1	0- 2				
2- 2	0- 1	0- 0	NEUTRAL	0- 0	0- 0	2- 1				
7- 7	0- 0	0- 2	CONFERENCE	0- 3	0- 0	7- 2				
5- 3	0- 0	0- 1	HOME	0- 2	0- 0	5- 0				
2- 4	0- 0	0- 1	AWAY	0- 1	0- 0	2- 2				
0- 0	0- 0	0- 0	NEUTRAL	0- 0	0- 0	0- 0				

RPI 1-25				RPI 26-50				RPI 51-100				RPI 101+ Team's RPI: 267			
RPI	S	Opponent	Score	RPI	S	Opponent	Score	RPI	S	Opponent	Score	RPI	S	Opponent	Score
11	N	Dayton	58 82	36	A	San Diego St.	50 86	67	A	Wyoming	54 76	130	H	Old Dominion	67 85
				36	H	San Diego St.	60 74	67	H	Wyoming	60 64	145	A	Santa Clara	64 70
								71	H	Montana	65 69	160	H	UC Santa Barbara	58 52
								78	H	Kansas St.	54 80	170	H	Arizona	82 83
								96	H	Fresno St.	66 72	188	A	New Mexico	58 57
								99	H	Bowling Green	54 64	188	H	New Mexico	68 57
												224	A	UC Riverside	66 82
												231	A	Colorado St.	44 60
												231	H	Colorado St.	63 50
												253	A	UTSA	46 61
												277	H	Boise St.	75 61
												287	A	Nevada	66 61
												287	H	Nevada	80 63
												310	H	Alabama A&M	67 62
												311	N	Binghamton	58 56
												321	A	Air Force	69 81
												321	H	Air Force	80 53
												322	N	Ohio	60 51
												326	N	Maine	67 74
LAST 12 Division I GAMES:															
287	H	Nevada	80 63	96	H	Fresno St.	66 72								
67	H	Wyoming	60 64	277	H	Boise St.	75 61								
231	A	Colorado St.	44 60	287	A	Nevada	66 61								
36	A	San Diego St.	50 86	67	A	Wyoming	54 76								
321	H	Air Force	80 53	231	H	Colorado St.	63 50								
188	A	New Mexico	58 57	36	H	San Diego St.	60 74								

Non-Div I Games:

UNLV

■ Loss,
■ Non-Conf, S Site,
■ Home
■ Away
N Neutral

Average RPI Win:	306	WON-LOST	WINNING	LAST 12	STRENGTH OF	OPP. STRENGTH	TEAM	ADJ.	CONF.	ADJ CONF.
Average RPI Loss:	134	RECORD	PCT. RANK	GAMES	SCHEDULE	OF SCHEDULE	RPI	RPI	RPI	RPI
DIV. I ONLY	11- 17	226	7- 5	256	236	254	254	29	29	
DIV. I NON-CONF.	3- 9	289	0- 1	211	134	262	262	27	27	
TOTALS	RPI 1-25	RPI 26-50	W-L RECORDS	RPI 51-100	RPI 101-150	RPI 150+				
11- 17	0- 2	0- 3	OVERALL	0- 0	0- 6	11- 6				
6- 7	0- 0	0- 1	HOME	0- 0	0- 3	6- 3				
5- 10	0- 2	0- 2	AWAY	0- 0	0- 3	5- 3				
0- 0	0- 0	0- 0	NEUTRAL	0- 0	0- 0	0- 0				
3- 9	0- 2	0- 1	NON-CONFERENCE	0- 0	0- 2	3- 4				
1- 4	0- 0	0- 0	HOME	0- 0	0- 1	1- 3				
2- 5	0- 2	0- 1	AWAY	0- 0	0- 1	2- 1				
0- 0	0- 0	0- 0	NEUTRAL	0- 0	0- 0	0- 0				
8- 8	0- 0	0- 2	CONFERENCE	0- 0	0- 4	8- 2				
5- 3	0- 0	0- 1	HOME	0- 0	0- 2	5- 0				
3- 5	0- 0	0- 1	AWAY	0- 0	0- 2	3- 2				
0- 0	0- 0	0- 0	NEUTRAL	0- 0	0- 0	0- 0				

RPI 1-25					RPI 26-50					RPI 51-100					RPI 101+					Team's RPI: 254	
RPI	S	Opponent	Score		RPI	S	Opponent	Score		RPI	S	Opponent	Score		RPI	S	Opponent	Score			
9	A	Kentucky	34	100	41	A	West Virginia	45	75						105	A	Stetson	55	79		
18	A	Purdue	47	82	49	A	FGCU	49	72						105	H	Stetson	66	84		
					49	H	FGCU	54	77						130	A	Old Dominion	46	77		
															134	H	High Point	67	77		
															142	A	Mercer	55	72		
															142	H	Mercer	54	55		
															164	H	George Washington	37	48		
															165	A	Northern Ky.	62	70		
															165	H	Northern Ky.	61	81		
															223	H	Furman	80	85		
															246	A	East Tenn. St.	60	56		
															246	H	East Tenn. St.	90	79		
															291	A	North Florida	61	57		
															291	H	North Florida	64	52		
															301	A	Jacksonville	54	73		
															301	H	Jacksonville	72	53		
															319	A	Western Caro.	51	48		
															332	A	Norfolk St.	71	64		
															333	A	Kennesaw St.	61	52		
															333	H	Kennesaw St.	57	48		
															335	A	Lipscomb	56	57		
															335	H	Lipscomb	78	62		
															342	H	UNC Asheville	54	52		
LAST 12 Division I GAMES:																					
246	A	East Tenn. St.	60	56	49	A	FGCU	49	72												
301	A	Jacksonville	54	73	335	H	Lipscomb	78	62												
291	A	North Florida	61	57	165	H	Northern Ky.	61	81												
142	H	Mercer	54	55	291	H	North Florida	64	52												
333	H	Kennesaw St.	57	48	301	H	Jacksonville	72	53												
105	A	Stetson	55	79	333	A	Kennesaw St.	61	52												

Non-Div I Games: St. Andrews 83 26

USC Upstate

■ Loss,
 ■ Non-Conf,
 ■ S Site,
 ■ Home
 ■ A Away
 N Neutral

Average RPI Win:	233	WON-LOST	WINNING	LAST 12	STRENGTH OF	OPP. STRENGTH	TEAM	ADJ.	CONF.	ADJ CONF.
Average RPI Loss:	109	RECORD	PCT. RANK	GAMES	SCHEDULE	OF SCHEDULE	RPI	RPI	RPI	RPI
DIV. I ONLY	16- 14	151	9- 3	111	170	139	139	28	28	
DIV. I NON-CONF.	5- 9	242	0- 0	38	16	156	156	29	29	
TOTALS	RPI 1-25	RPI 26-50	W-L RECORDS	RPI 51-100	RPI 101-150	RPI 150+				
16- 14	0- 4	0- 0	OVERALL	0- 2	1- 4	15- 4				
10- 5	0- 2	0- 0	HOME	0- 0	1- 1	9- 2				
6- 7	0- 0	0- 0	AWAY	0- 2	0- 3	6- 2				
0- 2	0- 2	0- 0	NEUTRAL	0- 0	0- 0	0- 0				
5- 9	0- 4	0- 0	NON-CONFERENCE	0- 2	0- 3	5- 0				
4- 3	0- 2	0- 0	HOME	0- 0	0- 1	4- 0				
1- 4	0- 0	0- 0	AWAY	0- 2	0- 2	1- 0				
0- 2	0- 2	0- 0	NEUTRAL	0- 0	0- 0	0- 0				
11- 5	0- 0	0- 0	CONFERENCE	0- 0	1- 1	10- 4				
6- 2	0- 0	0- 0	HOME	0- 0	1- 0	5- 2				
5- 3	0- 0	0- 0	AWAY	0- 0	0- 1	5- 2				
0- 0	0- 0	0- 0	NEUTRAL	0- 0	0- 0	0- 0				

RPI 1-25				RPI 26-50				RPI 51-100				RPI 101+ Team's RPI: 139			
RPI	S	Opponent	Score	RPI	S	Opponent	Score	RPI	S	Opponent	Score	RPI	S	Opponent	Score
1	N	Baylor	67 82					92	A	Missouri	71 82	118	A	Eastern Ill.	79 84
3	N	Stanford	68 92					100	A	Northwestern	69 79	118	H	Eastern Ill.	82 62
18	H	Purdue	60 68									121	A	Hawaii	69 73
22	H	Louisville	61 79									124	A	UAB	51 56
												124	H	Indiana St.	71 73
												159	H	Arkansas St.	72 62
												172	A	Tennessee Tech	81 63
												190	A	SIU Edwardsville	66 67
												190	H	SIU Edwardsville	63 66
												191	H	Eastern Ky.	75 60
												193	H	Southern Miss.	87 80
												195	A	Belmont	56 58
												204	A	Tennessee St.	77 58
												210	H	Saint Louis	78 62
												217	A	Evansville	73 57
												233	A	Murray St.	72 60
												233	H	Murray St.	72 82
												234	H	Central Ark.	72 48
												272	A	Southeast Mo. St.	82 71
												272	H	Southeast Mo. St.	75 61
												305	H	Morehead St.	75 56
												306	A	Austin Peay	81 64
												306	H	Austin Peay	84 57
												343	H	Jacksonville St.	93 63
LAST 12 Division I GAMES:															
306	A	Austin Peay	81 64	191	H	Eastern Ky.	75 60								
118	H	Eastern Ill.	82 62	118	A	Eastern Ill.	79 84								
233	A	Murray St.	72 60	190	A	SIU Edwardsville	66 67								
204	A	Tennessee St.	77 58	172	A	Tennessee Tech	81 63								
272	H	Southeast Mo. St.	75 61	305	H	Morehead St.	75 56								
190	H	SIU Edwardsville	63 66	272	A	Southeast Mo. St.	82 71								

Non-Div I Games:

UT Martin

■ Loss,
 ■ Non-Conf,
 ■ S Site,
 ■ Home
 ■ A Away
 N Neutral

Average RPI Win:	183	WON-LOST	WINNING	LAST 12	STRENGTH OF	OPP. STRENGTH	TEAM	ADJ.	CONF.	ADJ CONF.
Average RPI Loss:	134	RECORD	PCT. RANK	GAMES	SCHEDULE	OF SCHEDULE	RPI	RPI	RPI	RPI
DIV. I ONLY	18- 9	78	5- 7	159	125	95	95	8	8	
DIV. I NON-CONF.	11- 1	14	0- 0	268	287	67	67	10	10	
TOTALS	RPI 1-25	RPI 26-50	W-L RECORDS	RPI 51-100	RPI 101-150	RPI 150+				
18- 9	0- 0	0- 0	OVERALL	2- 3	5- 4	11- 2				
12- 3	0- 0	0- 0	HOME	1- 1	3- 2	8- 0				
4- 6	0- 0	0- 0	AWAY	1- 2	2- 2	1- 2				
2- 0	0- 0	0- 0	NEUTRAL	0- 0	0- 0	2- 0				
11- 1	0- 0	0- 0	NON-CONFERENCE	1- 0	2- 0	8- 1				
8- 0	0- 0	0- 0	HOME	0- 0	2- 0	6- 0				
1- 1	0- 0	0- 0	AWAY	1- 0	0- 0	0- 1				
2- 0	0- 0	0- 0	NEUTRAL	0- 0	0- 0	2- 0				
7- 8	0- 0	0- 0	CONFERENCE	1- 3	3- 4	3- 1				
4- 3	0- 0	0- 0	HOME	1- 1	1- 2	2- 0				
3- 5	0- 0	0- 0	AWAY	0- 2	2- 2	1- 1				
0- 0	0- 0	0- 0	NEUTRAL	0- 0	0- 0	0- 0				

RPI S	Opponent	Score	RPI S	Opponent	Score	RPI S	Opponent	Score	RPI S	Opponent	Score
55	A SMU	71 73	55	H SMU	73 82	64	H East Carolina	81 66	78	A Kansas St.	52 50
135	H Rice	59 62	110	A Memphis	71 77	171	H Houston	73 55	136	A UCF	69 76
110	A Memphis	71 77	146	H Tulsa	50 35	171	H Houston	73 55	263	H New Mexico St.	66 44
171	H Houston	73 55	146	H Tulsa	50 35	177	N Texas Southern	61 52	300	H Texas St.	88 81
136	A UCF	69 76	170	N Arizona	64 53	179	H Loyola Marymount	79 51	318	H Tex.-Pan American	83 56
244	A Marshall	47 59	171	A Houston	65 54	188	H New Mexico	60 45	344	H Houston Baptist	67 58
			171	H Houston	73 55	193	H Southern Miss.	60 55			
			263	A New Mexico St.	68 69	244	A Marshall	47 59			
			263	H New Mexico St.	66 44	263	A New Mexico St.	68 69			
			300	H Texas St.	88 81	263	H New Mexico St.	66 44			
			318	H Tex.-Pan American	83 56	300	H Texas St.	88 81			
			344	H Houston Baptist	67 58	318	H Tex.-Pan American	83 56			
						344	H Houston Baptist	67 58			

LAST 12 Division I GAMES:

55	A SMU	71 73	193	H Southern Miss.	60 55
135	H Rice	59 62	84	A Tulane	49 56
110	A Memphis	71 77	55	H SMU	73 82
171	H Houston	73 55	146	H Tulsa	50 35
136	A UCF	69 76	171	A Houston	65 54
244	A Marshall	47 59	135	A Rice	49 48

Non-Div I Games: Eastern N.M. 71 34

UTEP

Loss, Non-Conf, S Site, H Home A Away N Neutral

Average RPI Win: 277	WON-LOST	WINNING	LAST 12	STRENGTH OF	OPP. STRENGTH	TEAM	ADJ.	CONF.	ADJ CONF.
Average RPI Loss: 170	RECORD	PCT. RANK	GAMES	SCHEDULE	OF SCHEDULE	RPI	RPI	RPI	RPI
DIV. I ONLY	13- 13	158	7- 5	334	205	253	253	26	26
DIV. I NON-CONF.	5- 5	160	0- 0	337	159	293	293	26	26
TOTALS	RPI 1-25	RPI 26-50	W-L RECORDS	RPI 51-100	RPI 101-150	RPI 150+			
13- 13	0- 0	0- 0	OVERALL	0- 1	1- 3	12- 9			
8- 5	0- 0	0- 0	HOME	0- 0	1- 0	7- 5			
5- 8	0- 0	0- 0	AWAY	0- 1	0- 3	5- 4			
0- 0	0- 0	0- 0	NEUTRAL	0- 0	0- 0	0- 0			
5- 5	0- 0	0- 0	NON-CONFERENCE	0- 1	0- 1	5- 3			
5- 1	0- 0	0- 0	HOME	0- 0	0- 0	5- 1			
0- 4	0- 0	0- 0	AWAY	0- 1	0- 1	0- 2			
0- 0	0- 0	0- 0	NEUTRAL	0- 0	0- 0	0- 0			
8- 8	0- 0	0- 0	CONFERENCE	0- 0	1- 2	7- 6			
3- 4	0- 0	0- 0	HOME	0- 0	1- 0	2- 4			
5- 4	0- 0	0- 0	AWAY	0- 0	0- 2	5- 2			
0- 0	0- 0	0- 0	NEUTRAL	0- 0	0- 0	0- 0			

RPI 1-25			RPI 26-50			RPI 51-100				RPI 101+		Team's RPI: 253					
RPI	S	Opponent	Score	RPI	S	Opponent	Score	RPI	S	Opponent	Score	RPI	S	Opponent	Score		
								65	A	Wichita St.	36	50	135	A	Rice	41	43
													143	A	Utah St.	66	79
													147	A	Seattle	54	56
													147	H	Seattle	65	55
													163	A	Idaho	53	65
													163	H	Idaho	45	64
													171	A	Houston	42	55
													176	A	TCU	64	73
													189	A	Louisiana Tech	51	50
													189	H	Louisiana Tech	73	79
													198	A	Denver	49	53
													198	H	Denver	73	75
													205	H	San Francisco	60	61
													263	A	New Mexico St.	66	53
													263	H	New Mexico St.	52	69
													267	H	UNLV	61	46
													269	A	San Jose St.	57	54
													288	H	William & Mary	76	50
													300	A	Texas St.	56	46
													300	H	Texas St.	74	65
LAST 12 Division I GAMES:																	
				147	A	Seattle	54	56		198	A	Denver	49	53			
				163	A	Idaho	53	65		163	H	Idaho	45	64			
				300	H	Texas St.	74	65		147	H	Seattle	65	55			
				308	H	Texas-Arlington	73	45		300	A	Texas St.	56	46			
				189	H	Louisiana Tech	73	79		189	A	Louisiana Tech	51	50			
				263	A	New Mexico St.	66	53		308	A	Texas-Arlington	59	57			
													306	H	Austin Peay	69	67
													308	A	Texas-Arlington	59	57
													308	H	Texas-Arlington	73	45
													318	H	Tex.-Pan American	68	34
													334	H	A&M-Corpus Christi	52	40

Non-Div I Games: Concordia (TX) 88 29

UTSA

■ Loss,
 ■ Non-Conf,
 ■ S Site,
 ■ Home
 ■ A Away
 N Neutral

Average RPI Win:	179	WON-LOST	WINNING	LAST 12	STRENGTH OF	OPP. STRENGTH	TEAM	ADJ.	CONF.	ADJ CONF.
Average RPI Loss:	77	RECORD	PCT. RANK	GAMES	SCHEDULE	OF SCHEDULE	RPI	RPI	RPI	RPI
DIV. I ONLY	17- 12	118	7- 5	121	62	103	103	6	6	
DIV. I NON-CONF.	9- 2	34	0- 0	254	214	111	111	5	5	
TOTALS	RPI 1-25	RPI 26-50	W-L RECORDS	RPI 51-100	RPI 101-150	RPI 150+				
17- 12	0- 7	1- 0	OVERALL	2- 1	5- 0	9- 4				
11- 6	0- 3	1- 0	HOME	2- 1	2- 0	6- 2				
6- 6	0- 4	0- 0	AWAY	0- 0	3- 0	3- 2				
0- 0	0- 0	0- 0	NEUTRAL	0- 0	0- 0	0- 0				
9- 2	0- 0	1- 0	NON-CONFERENCE	1- 1	2- 0	5- 1				
6- 2	0- 0	1- 0	HOME	1- 1	1- 0	3- 1				
3- 0	0- 0	0- 0	AWAY	0- 0	1- 0	2- 0				
0- 0	0- 0	0- 0	NEUTRAL	0- 0	0- 0	0- 0				
8- 10	0- 7	0- 0	CONFERENCE	1- 0	3- 0	4- 3				
5- 4	0- 3	0- 0	HOME	1- 0	1- 0	3- 1				
3- 6	0- 4	0- 0	AWAY	0- 0	2- 0	1- 2				
0- 0	0- 0	0- 0	NEUTRAL	0- 0	0- 0	0- 0				

RPI 1-25				RPI 26-50				RPI 51-100				RPI 101+ Team's RPI: 103			
RPI	S	Opponent	Score	RPI	S	Opponent	Score	RPI	S	Opponent	Score	RPI	S	Opponent	Score
3	A	Stanford	44 65	31	H	Michigan	59 40	79	H	BYU	48 53	108	A	Southern California	63 60
3	H	Stanford	56 70					83	H	Washington	60 48	121	A	Hawaii	62 61
8	A	California	54 71					93	H	Northern Colo.	62 55	140	A	Arizona St.	54 46
8	H	California	50 55									140	H	Arizona St.	66 46
13	A	UCLA	42 70									143	H	Utah St.	92 64
25	A	Colorado	57 67									162	H	Washington St.	59 47
25	H	Colorado	43 56									170	A	Arizona	52 61
												170	H	Arizona	58 62
												180	A	Oregon St.	46 54
												180	H	Oregon St.	66 40
												198	A	Denver	75 60
												232	H	Southern Utah	79 61
												236	H	North Dakota	56 62
												245	H	UC Irvine	58 42
												248	A	Oregon	70 52
												248	H	Oregon	67 47
												330	A	Weber St.	73 47
												344	H	Houston Baptist	71 33
LAST 12 Division I GAMES:															
248	A	Oregon	70 52	180	H	Oregon St.	66 40								
180	A	Oregon St.	46 54	248	H	Oregon	67 47								
162	H	Washington St.	59 47	13	A	UCLA	42 70								
83	H	Washington	60 48	108	A	Southern California	63 60								
170	A	Arizona	52 61	8	A	California	54 71								
140	A	Arizona St.	54 46	3	A	Stanford	44 65								

Non-Div I Games:

Utah

Average RPI Win:	225	WON-LOST	WINNING	LAST 12	STRENGTH OF	OPP. STRENGTH	TEAM	ADJ.	CONF.	ADJ CONF.
Average RPI Loss:	177	RECORD	PCT. RANK	GAMES	SCHEDULE	OF SCHEDULE	RPI	RPI	RPI	RPI
DIV. I ONLY	15- 11	124	10- 2	189	250	143	143	26	26	
DIV. I NON-CONF.	2- 8	305	0- 0	118	234	260	260	26	26	
TOTALS	RPI 1-25	RPI 26-50	W-L RECORDS	RPI 51-100	RPI 101-150	RPI 150+				
15- 11	0- 1	0- 0	OVERALL	0- 1	1- 3	14- 6				
10- 2	0- 0	0- 0	HOME	0- 0	1- 1	9- 1				
4- 9	0- 1	0- 0	AWAY	0- 1	0- 2	4- 5				
1- 0	0- 0	0- 0	NEUTRAL	0- 0	0- 0	1- 0				
2- 8	0- 1	0- 0	NON-CONFERENCE	0- 1	0- 2	2- 4				
1- 2	0- 0	0- 0	HOME	0- 0	0- 1	1- 1				
0- 6	0- 1	0- 0	AWAY	0- 1	0- 1	0- 3				
1- 0	0- 0	0- 0	NEUTRAL	0- 0	0- 0	1- 0				
13- 3	0- 0	0- 0	CONFERENCE	0- 0	1- 1	12- 2				
9- 0	0- 0	0- 0	HOME	0- 0	1- 0	8- 0				
4- 3	0- 0	0- 0	AWAY	0- 0	0- 1	4- 2				
0- 0	0- 0	0- 0	NEUTRAL	0- 0	0- 0	0- 0				

RPI 1-25				RPI 26-50				RPI 51-100				RPI 101+ Team's RPI: 143			
RPI	S	Opponent	Score	RPI	S	Opponent	Score	RPI	S	Opponent	Score	RPI	S	Opponent	Score
4	A	Notre Dame	70 109					79	A	BYU	77 81	103	A	Utah	64 92
												138	H	Montana St.	65 71
												147	A	Seattle	68 71
												147	H	Seattle	67 62
												163	A	Idaho	91 85
												163	H	Idaho	81 50
												179	A	Loyola Marymount	81 98
												189	A	Louisiana Tech	76 75
												189	H	Louisiana Tech	70 56
												198	A	Denver	92 89
												198	H	Denver	85 69
												201	H	South Dakota	70 69
												224	A	UC Riverside	90 94
												228	N	Prairie View	67 66
												245	H	UC Irvine	70 71
												253	H	UTSA	79 66
												263	A	New Mexico St.	94 106
												263	H	New Mexico St.	65 63
												269	A	San Jose St.	80 103
												269	H	San Jose St.	87 54
												295	A	Utah Valley	62 78
												300	H	Texas St.	82 69
												308	A	Texas-Arlington	93 83
												308	H	Texas-Arlington	81 57
LAST 12 Division I GAMES:															
308	H	Texas-Arlington	81 57	163	H	Idaho	81 50								
189	H	Louisiana Tech	70 56	189	A	Louisiana Tech	76 75								
263	A	New Mexico St.	94 106	308	A	Texas-Arlington	93 83								
198	A	Denver	92 89	198	H	Denver	85 69								
269	H	San Jose St.	87 54	263	H	New Mexico St.	65 63								
147	H	Seattle	67 62	269	A	San Jose St.	80 103								

Non-Div I Games: Alas. Anchorage 67 57

Utah St.

■ Loss,
 ■ Non-Conf,
 ■ S Site,
 ■ Home
 ■ A Away
 N Neutral

Average RPI Win: 306		WON-LOST	WINNING	LAST 12	STRENGTH OF	OPP. STRENGTH	TEAM	ADJ.	CONF.	ADJ CONF.
Average RPI Loss: 208		RECORD	PCT. RANK	GAMES	SCHEDULE	OF SCHEDULE	RPI	RPI	RPI	RPI
DIV. I ONLY		12- 14	188	8- 3	343	337	295	295	33	33
DIV. I NON-CONF.		5- 13	275	1- 2	313	299	313	313	33	33
TOTALS	RPI 1-25		RPI 26-50		W-L RECORDS		RPI 51-100		RPI 101-150	RPI 150+
12- 14	0- 1		0- 0		OVERALL		0- 0		1- 3	11- 10
7- 3	0- 0		0- 0		HOME		0- 0		1- 0	6- 3
5- 11	0- 1		0- 0		AWAY		0- 0		0- 3	5- 7
0- 0	0- 0		0- 0		NEUTRAL		0- 0		0- 0	0- 0
5- 13	0- 1		0- 0		NON-CONFERENCE		0- 0		1- 3	4- 9
3- 3	0- 0		0- 0		HOME		0- 0		1- 0	2- 3
2- 10	0- 1		0- 0		AWAY		0- 0		0- 3	2- 6
0- 0	0- 0		0- 0		NEUTRAL		0- 0		0- 0	0- 0
7- 1	0- 0		0- 0		CONFERENCE		0- 0		0- 0	7- 1
4- 0	0- 0		0- 0		HOME		0- 0		0- 0	4- 0
3- 1	0- 0		0- 0		AWAY		0- 0		0- 0	3- 1
0- 0	0- 0		0- 0		NEUTRAL		0- 0		0- 0	0- 0

RPI 1-25					
RPI	S	Opponent	Score		
25	A	Colorado	45	81	
RPI 26-50					
RPI	S	Opponent	Score		
RPI 51-100					
RPI	S	Opponent	Score		
Team's RPI: 295					
RPI	S	Opponent	Score		
120	A	Idaho St.	67	69	
143	H	Utah St.	78	62	
145	A	Santa Clara	67	80	
146	A	Tulsa	53	80	
158	A	Sacramento St.	62	74	
175	H	Long Beach St.	69	77	
201	A	South Dakota	48	72	
232	A	Southern Utah	49	66	
232	H	Southern Utah	66	71	
269	A	San Jose St.	72	81	
277	H	Boise St.	63	80	
283	A	Northern Ariz.	62	44	
293	A	CSU Bakersfield	65	67	
293	H	CSU Bakersfield	72	69	
294	A	NJIT	46	49	
294	H	NJIT	64	47	
318	A	Tex.-Pan American	51	50	
318	H	Tex.-Pan American	71	66	
321	A	Air Force	70	60	
330	H	Weber St.	68	56	
340	A	Chicago St.	63	55	
340	H	Chicago St.	71	38	
344	A	Houston Baptist	75	71	
344	H	New Orleans	51	55	
LAST 12 Division I GAMES:					
344	H	Houston Baptist	59	46	
293	H	CSU Bakersfield	72	69	
340	A	Chicago St.	63	55	
318	A	Tex.-Pan American	51	50	
345	A	New Orleans	51	55	
294	H	NJIT	64	47	
344	A	Houston Baptist	75	71	
294	A	NJIT	46	49	
293	A	CSU Bakersfield	65	67	
340	H	Chicago St.	71	38	
318	H	Tex.-Pan American	71	66	
321	A	Air Force	70	60	

Non-Div I Games:	Walla Walla	87	27	Carroll (MT)	65	53
------------------	-------------	----	----	--------------	----	----

Utah Valley

Loss, Non-Conf, S Site, H Home A Away N Neutral

Average RPI Win:	265	WON-LOST	WINNING	LAST 12	STRENGTH OF	OPP. STRENGTH	TEAM	ADJ.	CONF.	ADJ CONF.
Average RPI Loss:	116	RECORD	PCT. RANK	GAMES	SCHEDULE	OF SCHEDULE	RPI	RPI	RPI	RPI
DIV. I ONLY	11- 18	238	3- 9	152	156	221	221	9	9	
DIV. I NON-CONF.	7- 8	178	0- 0	251	293	220	220	8	8	
TOTALS	RPI 1-25	RPI 26-50	W-L RECORDS	RPI 51-100	RPI 101-150	RPI 150+				
11- 18	0- 1	0- 1	OVERALL	0- 8	0- 3	11- 5				
6- 8	0- 1	0- 1	HOME	0- 4	0- 0	6- 2				
5- 10	0- 0	0- 0	AWAY	0- 4	0- 3	5- 3				
0- 0	0- 0	0- 0	NEUTRAL	0- 0	0- 0	0- 0				
7- 8	0- 0	0- 0	NON-CONFERENCE	0- 4	0- 2	7- 2				
4- 3	0- 0	0- 0	HOME	0- 3	0- 0	4- 0				
3- 5	0- 0	0- 0	AWAY	0- 1	0- 2	3- 2				
0- 0	0- 0	0- 0	NEUTRAL	0- 0	0- 0	0- 0				
4- 10	0- 1	0- 1	CONFERENCE	0- 4	0- 1	4- 3				
2- 5	0- 1	0- 1	HOME	0- 1	0- 0	2- 2				
2- 5	0- 0	0- 0	AWAY	0- 3	0- 1	2- 1				
0- 0	0- 0	0- 0	NEUTRAL	0- 0	0- 0	0- 0				

RPI	S	Opponent	Score	RPI	S	Opponent	Score	RPI	S	Opponent	Score	RPI	S	Opponent	Score	Team's RPI: 221
11	H	Dayton	49 60	35	H	Duquesne	51 73	53	A	Charlotte	54 63	104	A	Butler	45 65	
								54	H	Saint Joseph's	50 55	130	A	Old Dominion	51 74	
								60	H	Youngstown St.	45 58	144	A	Elon	58 74	
								61	A	Ohio St.	50 88	153	A	Temple	53 51	
								64	H	East Carolina	56 67	164	H	George Washington	68 79	
								69	A	Fordham	41 71	202	H	Xavier	54 65	
								73	H	Liberty	63 76	209	H	La Salle	69 50	
								98	A	Richmond	62 66	210	A	Saint Louis	46 60	
												216	A	St. Bonaventure	64 51	
												235	A	Cleveland St.	57 68	
												242	A	Coppin St.	57 46	
												282	A	Florida A&M	86 57	
												284	H	UMKC	79 55	
												285	H	UMBC	70 41	
												294	H	NJIT	64 52	
												303	H	Rhode Island	55 46	
												320	A	Manhattan	63 68	
												326	A	Maine	74 58	
												326	H	Maine	82 47	
LAST 12 Division I GAMES:																
303	H	Rhode Island	55 46	54	H	Saint Joseph's	50 55									
53	A	Charlotte	54 63	69	A	Fordham	41 71									
202	H	Xavier	54 65	11	H	Dayton	49 60									
98	A	Richmond	62 66	104	A	Butler	45 65									
209	H	La Salle	69 50	35	H	Duquesne	51 73									
216	A	St. Bonaventure	64 51	164	H	George Washington	68 79									

Non-Div I Games:

VCU

■ Loss,
 ■ Non-Conf,
 ■ S Site,
 ■ H Home
 ■ A Away
 N Neutral

Valparaiso

Through Games Of Sunday, March 3, 2013

Average RPI Win:	213	WON-LOST	WINNING	LAST 12	STRENGTH OF	OPP. STRENGTH	TEAM	ADJ.	CONF.	ADJ CONF.
Average RPI Loss:	152	RECORD	PCT. RANK	GAMES	SCHEDULE	OF SCHEDULE	RPI	RPI	RPI	RPI
DIV. I ONLY	8- 18	287	3- 9	147	149	249	249	13	13	
DIV. I NON-CONF.	4- 8	244	0- 0	131	122	201	201	12	12	
TOTALS	RPI 1-25	RPI 26-50	W-L RECORDS	RPI 51-100	RPI 101-150	RPI 150+				
8- 18	0- 4	0- 1	OVERALL	1- 0	0- 3	7- 10				
6- 5	0- 1	0- 0	HOME	1- 0	0- 0	5- 4				
2- 13	0- 3	0- 1	AWAY	0- 0	0- 3	2- 6				
0- 0	0- 0	0- 0	NEUTRAL	0- 0	0- 0	0- 0				
4- 8	0- 2	0- 1	NON-CONFERENCE	0- 0	0- 2	4- 3				
3- 1	0- 0	0- 0	HOME	0- 0	0- 0	3- 1				
1- 7	0- 2	0- 1	AWAY	0- 0	0- 2	1- 2				
0- 0	0- 0	0- 0	NEUTRAL	0- 0	0- 0	0- 0				
4- 10	0- 2	0- 0	CONFERENCE	1- 0	0- 1	3- 7				
3- 4	0- 1	0- 0	HOME	1- 0	0- 0	2- 3				
1- 6	0- 1	0- 0	AWAY	0- 0	0- 1	1- 4				
0- 0	0- 0	0- 0	NEUTRAL	0- 0	0- 0	0- 0				

RPI 1-25				RPI 26-50				RPI 51-100				RPI 101+ Team's RPI: 249			
RPI	S	Opponent	Score	RPI	S	Opponent	Score	RPI	S	Opponent	Score	RPI	S	Opponent	Score
6	A	Duke	45 90	31	A	Michigan	32 73	60	H	Youngstown St.	67 59	104	A	Butler	55 69
21	A	Green Bay	38 80									123	A	Detroit	61 70
21	H	Green Bay	55 78									132	A	IUPUI	69 75
22	A	Louisville	40 96									183	H	Indiana	64 52
												187	H	Ball St.	58 53
												199	A	Wright St.	66 67
												199	H	Wright St.	78 83
												208	A	Loyola Chicago	58 68
												208	H	Loyola Chicago	44 52
												210	H	Saint Louis	47 53
												235	A	Cleveland St.	54 58
												235	H	Cleveland St.	92 84
												237	A	Milwaukee	84 72
												237	H	Milwaukee	71 75
												239	A	Western Ill.	55 69
												255	A	IPFW	82 73
												260	A	Western Mich.	69 70
												273	A	Ill.-Chicago	75 82
												273	H	Ill.-Chicago	88 62
												274	H	Northern Ill.	54 49
LAST 12 Division I GAMES:															
235	A	Cleveland St.	54 58	123	A	Detroit	61 70								
199	H	Wright St.	78 83	235	H	Cleveland St.	92 84								
21	A	Green Bay	38 80	199	A	Wright St.	66 67								
237	H	Milwaukee	71 75	21	H	Green Bay	55 78								
273	H	Ill.-Chicago	88 62	237	A	Milwaukee	84 72								
208	A	Loyola Chicago	58 68	273	A	Ill.-Chicago	75 82								

Non-Div I Games: Purdue-Calumet 76 59

Valparaiso

Loss, Non-Conf, S Site, H Home A Away N Neutral

Average RPI Win:	148	WON-LOST	WINNING	LAST 12	STRENGTH OF	OPP. STRENGTH	TEAM	ADJ.	CONF.	ADJ CONF.
Average RPI Loss:	23	RECORD	PCT. RANK	GAMES	SCHEDULE	OF SCHEDULE	RPI	RPI	RPI	RPI
DIV. I ONLY	19- 10	81	6- 6	24	39	30	30	3	3	
DIV. I NON-CONF.	10- 3	50	0- 0	69	89	32	32	6	6	
TOTALS	RPI 1-25	RPI 26-50	W-L RECORDS	RPI 51-100	RPI 101-150	RPI 150+				
19- 10	1- 8	1- 1	OVERALL	4- 1	4- 0	9- 0				
12- 2	1- 2	0- 0	HOME	3- 0	2- 0	6- 0				
7- 6	0- 5	1- 1	AWAY	1- 0	2- 0	3- 0				
0- 2	0- 1	0- 0	NEUTRAL	0- 1	0- 0	0- 0				
10- 3	0- 2	1- 0	NON-CONFERENCE	0- 1	4- 0	5- 0				
6- 0	0- 0	0- 0	HOME	0- 0	2- 0	4- 0				
4- 1	0- 1	1- 0	AWAY	0- 0	2- 0	1- 0				
0- 2	0- 1	0- 0	NEUTRAL	0- 1	0- 0	0- 0				
9- 7	1- 6	0- 1	CONFERENCE	4- 0	0- 0	4- 0				
6- 2	1- 2	0- 0	HOME	3- 0	0- 0	2- 0				
3- 5	0- 4	0- 1	AWAY	1- 0	0- 0	2- 0				
0- 0	0- 0	0- 0	NEUTRAL	0- 0	0- 0	0- 0				

RPI 1-25					
RPI	S	Opponent	Score		
7	A	Tennessee	64	83	
7	H	Tennessee	75	83	
9	H	Kentucky	53	75	
11	A	Dayton	66	71	
12	A	South Carolina	48	64	
16	A	Texas A&M	52	60	
16	H	Texas A&M	61	51	
19	A	Georgia	50	55	
20	N	Florida St.	59	73	

Team's RPI: 30			
RPI	S	Opponent	Score
32	A	Oklahoma	76 63
34	A	LSU	51 54

RPI 51-100			
RPI	S	Opponent	Score
74	H	Arkansas	78 58
80	A	Florida	68 57
90	N	Virginia	66 73
91	H	Auburn	59 44
92	H	Missouri	62 46

RPI 101+			
RPI	S	Opponent	Score
101	H	Hartford	67 45
102	A	Western Ky.	77 67
108	A	Southern California	74 56
124	H	UAB	69 54
168	H	McNeese St.	82 71
172	H	Tennessee Tech	77 50
173	H	Col. of Charleston	69 44
178	A	Alabama	67 58
185	H	Mississippi St.	92 41
238	A	Ole Miss	76 57
238	H	Ole Miss	79 53
306	H	Austin Peay	67 36
335	A	Lipscomb	62 45

LAST 12 Division I GAMES:					
19	A	Georgia	50	55	
91	H	Auburn	59	44	
16	H	Texas A&M	61	51	
80	A	Florida	68	57	
7	A	Tennessee	64	83	
92	H	Missouri	62	46	
9	H	Kentucky	53	75	
238	H	Ole Miss	79	53	
16	A	Texas A&M	52	60	
178	A	Alabama	67	58	
7	H	Tennessee	75	83	
34	A	LSU	51	54	

Non-Div I Games:

Vanderbilt

Loss, Non-Conf, S Site, H Home A Away N Neutral

Average RPI Win: 299	WON-LOST	WINNING	LAST 12	STRENGTH OF	OPP. STRENGTH	TEAM	ADJ.	CONF.	ADJ CONF.
Average RPI Loss: 164	RECORD	PCT. RANK	GAMES	SCHEDULE	OF SCHEDULE	RPI	RPI	RPI	RPI
DIV. I ONLY	9- 20	282	3- 9	265	284	298	298	23	23
DIV. I NON-CONF.	3- 10	296	0- 0	289	300	325	325	24	24
TOTALS	RPI 1-25	RPI 26-50	W-L RECORDS	RPI 51-100	RPI 101-150	RPI 150+			
9- 20	0- 0	0- 2	OVERALL	0- 5	0- 3	9- 10			
8- 4	0- 0	0- 0	HOME	0- 3	0- 1	8- 0			
1- 16	0- 0	0- 2	AWAY	0- 2	0- 2	1- 10			
0- 0	0- 0	0- 0	NEUTRAL	0- 0	0- 0	0- 0			
3- 10	0- 0	0- 2	NON-CONFERENCE	0- 1	0- 1	3- 6			
3- 1	0- 0	0- 0	HOME	0- 1	0- 0	3- 0			
0- 9	0- 0	0- 2	AWAY	0- 0	0- 1	0- 6			
0- 0	0- 0	0- 0	NEUTRAL	0- 0	0- 0	0- 0			
6- 10	0- 0	0- 0	CONFERENCE	0- 4	0- 2	6- 4			
5- 3	0- 0	0- 0	HOME	0- 2	0- 1	5- 0			
1- 7	0- 0	0- 0	AWAY	0- 2	0- 1	1- 4			
0- 0	0- 0	0- 0	NEUTRAL	0- 0	0- 0	0- 0			

RPI S	Opponent	Score	RPI S	Opponent	Score	RPI S	Opponent	Score	RPI S	Opponent	Score	Team's RPI: 298
40	A Oklahoma St.	30 83	48	A Marist	45 66	56	A Boston U.	30 58	101	A Hartford	33 59	
						56	H Boston U.	47 56	101	H Hartford	51 60	
						66	A Albany (NY)	32 59	131	A Boston College	43 80	
						66	H Albany (NY)	52 68	184	A Fairfield	47 51	
						86	H Drexel	49 66	197	A Providence	76 92	
									206	A Central Conn. St.	41 67	
									215	A Stony Brook	53 68	
									215	H Stony Brook	46 43	
									257	A New Hampshire	45 67	
									257	H New Hampshire	63 60	
									264	A Canisius	55 56	
									285	A UMBC	55 71	
									285	H UMBC	63 60	
									291	A North Florida	61 64	
									301	A Jacksonville	67 78	
									304	H Brown	66 56	
									311	A Binghamton	61 56	
									311	H Binghamton	61 43	
									326	A Maine	63 73	
									326	H Maine	61 53	
									337	H Columbia	46 40	
									344	H Houston Baptist	59 48	
LAST 12 Division I GAMES:												
101	A Hartford	33 59	285	A UMBC	55 71							
311	H Binghamton	61 43	257	A New Hampshire	45 67							
66	H Albany (NY)	52 68	101	H Hartford	51 60							
326	A Maine	63 73	66	A Albany (NY)	32 59							
215	H Stony Brook	46 43	326	H Maine	61 53							
56	H Boston U.	47 56	215	A Stony Brook	53 68							

Non-Div I Games:

Vermont

■ Loss,
 ■ Non-Conf,
 ■ S Site,
 ■ H Home
 ■ A Away
 N Neutral

Average RPI Win: 123		WON-LOST	WINNING	LAST 12	STRENGTH OF		OPP. STRENGTH	TEAM	ADJ.	CONF.	ADJ CONF.
Average RPI Loss: 53		RECORD	PCT. RANK	GAMES	SCHEDULE		OF SCHEDULE	RPI	RPI	RPI	RPI
DIV. I ONLY		19- 9	74	5- 7	16		46	24	24	4	4
DIV. I NON-CONF.		11- 2	23	0- 0	32		68	11	11	3	3
TOTALS		RPI 1-25	RPI 26-50		W-L RECORDS		RPI 51-100	RPI 101-150		RPI 150+	
19- 9	1- 4	3- 1		OVERALL		6- 3	0- 0		9- 1		
7- 4	1- 2	2- 1		HOME		1- 1	0- 0		3- 0		
9- 4	0- 1	1- 0		AWAY		2- 2	0- 0		6- 1		
3- 1	0- 1	0- 0		NEUTRAL		3- 0	0- 0		0- 0		
11- 2	0- 1	1- 0		NON-CONFERENCE		4- 1	0- 0		6- 0		
4- 0	0- 0	1- 0		HOME		0- 0	0- 0		3- 0		
4- 1	0- 0	0- 0		AWAY		1- 1	0- 0		3- 0		
3- 1	0- 1	0- 0		NEUTRAL		3- 0	0- 0		0- 0		
8- 7	1- 3	2- 1		CONFERENCE		2- 2	0- 0		3- 1		
3- 4	1- 2	1- 1		HOME		1- 1	0- 0		0- 0		
5- 3	0- 1	1- 0		AWAY		1- 1	0- 0		3- 1		
0- 0	0- 0	0- 0		NEUTRAL		0- 0	0- 0		0- 0		

RPI	S	Opponent	Score	RPI	S	Opponent	Score	RPI	S	Opponent	Score	RPI	S	Opponent	Score
2	A	Connecticut	43 76	28	H	Princeton	61 54	54	A	Saint Joseph's	55 51	153	H	Temple	55 44
4	H	Notre Dame	52 59	38	H	St. John's (NY)	49 52	57	H	Marquette	56 60	161	A	Cincinnati	54 51
17	N	Delaware	45 59	46	A	Syracuse	77 75	58	A	Georgetown	57 44	182	A	Penn	48 44
22	H	Louisville	49 55	46	H	Syracuse	64 59	59	H	South Fla.	52 49	197	A	Providence	60 65
23	H	DePaul	65 45					62	N	South Dakota St.	71 47	200	H	Lehigh	66 49
								68	A	Minnesota	60 75	203	A	Seton Hall	63 34
								71	N	Montana	74 49	209	H	La Salle	49 44
								72	A	Rutgers	50 58	225	A	Pittsburgh	68 52
								99	N	Bowling Green	53 42	227	A	Dartmouth	60 37
												229	A	Lafayette	73 34
LAST 12 Division I GAMES:															
46	A	Syracuse	77 75	4	H	Notre Dame	52 59								
38	H	St. John's (NY)	49 52	72	A	Rutgers	50 58								
22	H	Louisville	49 55	2	A	Connecticut	43 76								
58	A	Georgetown	57 44	46	H	Syracuse	64 59								
203	A	Seton Hall	63 34	197	A	Providence	60 65								
57	H	Marquette	56 60	59	H	South Fla.	52 49								

Non-Div I Games:

Villanova

■ Loss,
■ Non-Conf, S Site,
■ Home
■ Away
N Neutral

Average RPI Win: 136		WON-LOST	WINNING	LAST 12	STRENGTH OF		OPP. STRENGTH	TEAM	ADJ.	CONF.	ADJ CONF.
Average RPI Loss: 80		RECORD	PCT. RANK	GAMES	SCHEDULE		OF SCHEDULE	RPI	RPI	RPI	RPI
DIV. I ONLY		16- 13	138	5- 7	80		29	90	90	5	5
DIV. I NON-CONF.		8- 3	61	0- 0	125		64	75	75	4	4
TOTALS		RPI 1-25	RPI 26-50		W-L RECORDS		RPI 51-100	RPI 101-150		RPI 150+	
16- 13	1- 4	2- 3		OVERALL		3- 1	4- 2		6- 3		
10- 5	1- 2	1- 1		HOME		1- 1	3- 0		4- 1		
5- 7	0- 2	0- 1		AWAY		2- 0	1- 2		2- 2		
1- 1	0- 0	1- 1		NEUTRAL		0- 0	0- 0		0- 0		
8- 3	0- 0	1- 2		NON-CONFERENCE		2- 0	0- 0		5- 1		
5- 1	0- 0	0- 1		HOME		1- 0	0- 0		4- 0		
2- 1	0- 0	0- 0		AWAY		1- 0	0- 0		1- 1		
1- 1	0- 0	1- 1		NEUTRAL		0- 0	0- 0		0- 0		
8- 10	1- 4	1- 1		CONFERENCE		1- 1	4- 2		1- 2		
5- 4	1- 2	1- 0		HOME		0- 1	3- 0		0- 1		
3- 6	0- 2	0- 1		AWAY		1- 0	1- 2		1- 1		
0- 0	0- 0	0- 0		NEUTRAL		0- 0	0- 0		0- 0		

RPI S	Opponent	Score	RPI S	Opponent	Score	RPI S	Opponent	Score	RPI S	Opponent	Score
6	H Duke	41 62	30	N Vanderbilt	73 66	68	A Minnesota	90 68	109	A North Carolina St.	59 80
10	A Maryland	55 79	41	H West Virginia	47 54	82	H James Madison	78 57	109	H North Carolina St.	78 59
10	H Maryland	44 73	46	N Syracuse	73 74	89	A Georgia Tech	62 51	131	A Boston College	49 61
14	A North Carolina	60 71	50	A Miami (FL)	52 58	89	H Georgia Tech	62 65	131	H Boston College	69 57
20	H Florida St.	72 60	50	H Miami (FL)	62 52				133	A Virginia Tech	50 47
									133	H Virginia Tech	52 48
									174	A Wake Forest	69 64
									174	H Wake Forest	68 73
									178	A Alabama	70 73
									182	A Penn	68 65
									186	A Clemson	62 64
									197	H Providence	61 42
									202	H Xavier	54 45
									242	H Coppin St.	54 44
									332	H Norfolk St.	66 23
LAST 12 Division I GAMES:											
20	H Florida St.	72 60	133	A Virginia Tech	50 47						
109	A North Carolina St.	59 80	6	H Duke	41 62						
174	H Wake Forest	68 73	89	H Georgia Tech	62 65						
186	A Clemson	62 64	174	A Wake Forest	69 64						
10	H Maryland	44 73	131	H Boston College	69 57						
131	A Boston College	49 61	50	H Miami (FL)	62 52						

Non-Div I Games:

Virginia

■ Loss,
■ Non-Conf,
■ S Site,
■ H Home
■ A Away
N Neutral

Virginia Tech

Through Games Of Sunday, March 3, 2013

Average RPI Win:	130	WON-LOST	WINNING	LAST 12	STRENGTH OF	OPP. STRENGTH	TEAM	ADJ.	CONF.	ADJ CONF.
Average RPI Loss:	67	RECORD	PCT. RANK	GAMES	SCHEDULE	OF SCHEDULE	RPI	RPI	RPI	RPI
DIV. I ONLY	10- 19	264	3- 9	8	58	133	133	5	5	
DIV. I NON-CONF.	6- 5	147	0- 0	8	144	86	86	4	4	

TOTALS	RPI 1-25	RPI 26-50	W-L RECORDS	RPI 51-100	RPI 101-150	RPI 150+				
10- 19	1- 7	0- 4	OVERALL	2- 3	3- 3	4- 2				
8- 10	1- 4	0- 2	HOME	1- 1	3- 2	3- 1				
2- 9	0- 3	0- 2	AWAY	1- 2	0- 1	1- 1				
0- 0	0- 0	0- 0	NEUTRAL	0- 0	0- 0	0- 0				
6- 5	0- 1	0- 2	NON-CONFERENCE	1- 1	3- 1	2- 0				
6- 3	0- 1	0- 1	HOME	1- 0	3- 1	2- 0				
0- 2	0- 0	0- 1	AWAY	0- 1	0- 0	0- 0				
0- 0	0- 0	0- 0	NEUTRAL	0- 0	0- 0	0- 0				
4- 14	1- 6	0- 2	CONFERENCE	1- 2	0- 2	2- 2				
2- 7	1- 3	0- 1	HOME	0- 1	0- 1	1- 1				
2- 7	0- 3	0- 1	AWAY	1- 1	0- 1	1- 1				
0- 0	0- 0	0- 0	NEUTRAL	0- 0	0- 0	0- 0				

RPI 1-25				RPI 26-50				RPI 51-100				RPI 101+ Team's RPI: 133			
RPI	S	Opponent	Score	RPI	S	Opponent	Score	RPI	S	Opponent	Score	RPI	S	Opponent	Score
5	H	Penn St.	41 60	27	A	Michigan St.	29 57	87	H	Hampton	55 45	106	H	Appalachian St.	71 68
6	A	Duke	26 58	49	H	FGCU	56 63	89	A	Georgia Tech	63 61	109	A	North Carolina St.	39 58
6	H	Duke	33 77	50	A	Miami (FL)	42 68	90	A	Virginia	48 52	116	H	N.C. A&T	58 39
10	H	Maryland	45 74	50	H	Miami (FL)	46 64	90	H	Virginia	47 50	129	H	Wisconsin	47 38
14	A	North Carolina	45 48					98	A	Richmond	51 65	130	H	Old Dominion	35 55
14	H	North Carolina	50 72									131	H	Boston College	46 53
20	A	Florida St.	56 70									164	H	George Washington	50 31
20	H	Florida St.	71 52									174	A	Wake Forest	62 52
LAST 12 Division I GAMES:															
				50	H	Miami (FL)	46 64	90	H	Virginia	47 50				
				174	A	Wake Forest	62 52	89	A	Georgia Tech	63 61				
				20	H	Florida St.	71 52	50	A	Miami (FL)	42 68				
				14	H	North Carolina	50 72	186	H	Clemson	37 47				
				186	A	Clemson	46 51	20	A	Florida St.	56 70				
				6	H	Duke	33 77	109	A	North Carolina St.	39 58				

Non-Div I Games:

Virginia Tech

■ Loss,
■ Non-Conf,
■ S Site,
■ H Home
■ A Away
N Neutral

Average RPI Win:	309	WON-LOST	WINNING	LAST 12	STRENGTH OF	OPP. STRENGTH	TEAM	ADJ.	CONF.	ADJ CONF.
Average RPI Loss:	195	RECORD	PCT. RANK	GAMES	SCHEDULE	OF SCHEDULE	RPI	RPI	RPI	RPI
DIV. I ONLY	3- 25	334	1- 11	254	308	328	328	24	24	
DIV. I NON-CONF.	1- 10	325	0- 0	171	295	311	311	22	22	
TOTALS	RPI 1-25	RPI 26-50	W-L RECORDS	RPI 51-100	RPI 101-150	RPI 150+				
3- 25	0- 1	0- 2	OVERALL	0- 1	0- 3	3- 18				
0- 11	0- 0	0- 1	HOME	0- 1	0- 2	0- 7				
3- 10	0- 0	0- 0	AWAY	0- 0	0- 0	3- 0				
0- 4	0- 0	0- 0	NEUTRAL	0- 0	0- 0	0- 4				
1- 10	0- 1	0- 1	NON-CONFERENCE	0- 0	0- 2	1- 6				
0- 2	0- 0	0- 0	HOME	0- 0	0- 2	0- 0				
1- 4	0- 1	0- 1	AWAY	0- 0	0- 0	1- 2				
0- 4	0- 0	0- 0	NEUTRAL	0- 0	0- 0	0- 4				
2- 15	0- 0	0- 1	CONFERENCE	0- 1	0- 1	2- 12				
0- 9	0- 0	0- 1	HOME	0- 1	0- 0	0- 7				
2- 6	0- 0	0- 0	AWAY	0- 0	0- 1	2- 5				
0- 0	0- 0	0- 0	NEUTRAL	0- 0	0- 0	0- 0				

RPI S	Opponent	Score	RPI S	Opponent	Score	RPI S	Opponent	Score	RPI S	Opponent	Score	Team's RPI: 328
22	A Louisville	32 106	42	H Quinnipiac	56 74	94	H Sacred Heart	47 76	127	H Army	62 65	
			46	A Syracuse	28 66				137	A Saint Francis (PA)	43 80	
									149	H Iona	64 74	
									184	N Fairfield	44 81	
									194	A Monmouth	57 85	
									194	H Monmouth	64 81	
									200	N Lehigh	53 78	
									206	A Central Conn. St.	53 82	
									206	H Central Conn. St.	54 65	
									222	A Mt. St. Mary's	58 73	
									222	H Mt. St. Mary's	42 54	
									225	A Pittsburgh	39 65	
									229	N Lafayette	45 64	
									247	A Bryant	47 65	
									247	H Bryant	53 71	
									257	A New Hampshire	54 77	
									259	H Fairleigh Dickinson	59 68	
									268	A St. Francis Brooklyn	52 48	
									268	H St. Francis Brooklyn	66 72	
									278	A Robert Morris	39 57	
									285	N UMBC	43 48	
									323	A LIU Brooklyn	74 70	
									323	H LIU Brooklyn	41 61	
									337	A Columbia	61 47	
LAST 12 Division I GAMES:												
194	A	Monmouth	57	85	278	A	Robert Morris	39	57			
268	A	St. Francis Brooklyn	52	48	94	H	Sacred Heart	47	76			
323	H	LIU Brooklyn	41	61	42	H	Quinnipiac	56	74			
206	H	Central Conn. St.	54	65	222	A	Mt. St. Mary's	58	73			
247	H	Bryant	53	71	137	A	Saint Francis (PA)	43	80			
222	H	Mt. St. Mary's	42	54	247	A	Bryant	47	65			

Non-Div I Games:

Wagner

■ Loss,
■ Non-Conf,
■ S Site,
■ H Home
■ A Away
N Neutral

Wake Forest

Through Games Of Sunday, March 3, 2013

Average RPI Win:	191	WON-LOST	WINNING	LAST 12	STRENGTH OF	OPP. STRENGTH	TEAM	ADJ.	CONF.	ADJ CONF.
Average RPI Loss:	62	RECORD	PCT. RANK	GAMES	SCHEDULE	OF SCHEDULE	RPI	RPI	RPI	RPI
DIV. I ONLY	12- 18	223	2- 10	84	23	174	174	5	5	
DIV. I NON-CONF.	7- 5	130	0- 0	178	53	171	171	4	4	
TOTALS	RPI 1-25	RPI 26-50	W-L RECORDS	RPI 51-100	RPI 101-150	RPI 150+				
12- 18	1- 7	0- 2	OVERALL	1- 5	3- 3	7- 1				
9- 7	0- 2	0- 1	HOME	0- 2	2- 1	7- 1				
3- 8	1- 3	0- 0	AWAY	1- 3	1- 2	0- 0				
0- 3	0- 2	0- 1	NEUTRAL	0- 0	0- 0	0- 0				
7- 5	0- 2	0- 1	NON-CONFERENCE	0- 2	0- 0	7- 0				
7- 0	0- 0	0- 0	HOME	0- 0	0- 0	7- 0				
0- 2	0- 0	0- 0	AWAY	0- 2	0- 0	0- 0				
0- 3	0- 2	0- 1	NEUTRAL	0- 0	0- 0	0- 0				
5- 13	1- 5	0- 1	CONFERENCE	1- 3	3- 3	0- 1				
2- 7	0- 2	0- 1	HOME	0- 2	2- 1	0- 1				
3- 6	1- 3	0- 0	AWAY	1- 1	1- 2	0- 0				
0- 0	0- 0	0- 0	NEUTRAL	0- 0	0- 0	0- 0				

RPI 1-25				RPI 26-50				RPI 51-100				RPI 101+ Team's RPI: 174			
RPI	S	Opponent	Score	RPI	S	Opponent	Score	RPI	S	Opponent	Score	RPI	S	Opponent	Score
2	N	Connecticut	34 95	48	N	Marist	66 81	52	A	Kansas	58 64	109	A	North Carolina St.	55 64
6	A	Duke	70 81	50	H	Miami (FL)	78 79	63	A	Illinois	82 95	109	H	North Carolina St.	69 56
6	H	Duke	44 73					89	A	Georgia Tech	82 89	131	A	Boston College	92 87
10	A	Maryland	61 88					89	H	Georgia Tech	64 82	131	H	Boston College	61 59
10	H	Maryland	63 73					90	A	Virginia	73 68	133	A	Virginia Tech	52 73
14	A	North Carolina	56 76					90	H	Virginia	64 69	133	H	Virginia Tech	52 62
18	N	Purdue	53 67									169	H	Campbell	84 68
20	A	Florida St.	80 72									186	H	Clemson	64 74
LAST 12 Division I GAMES:															
10	A	Maryland	61 88	131	H	Boston College	61 59					203	H	Seton Hall	64 63
133	H	Virginia Tech	52 62	10	H	Maryland	63 73					242	H	Coppin St.	82 75
90	A	Virginia	73 68	109	A	North Carolina St.	55 64					282	H	Florida A&M	80 60
89	H	Georgia Tech	64 82	89	A	Georgia Tech	82 89					287	H	Nevada	77 54
6	A	Duke	70 81	90	H	Virginia	64 69					299	H	UNC Wilmington	60 59
14	A	North Carolina	56 76	50	H	Miami (FL)	78 79					325	H	Charleston So.	77 57

Non-Div I Games:

Wake Forest

■ Loss,
 ■ Non-Conf,
 ■ S Site,
 ■ H Home
 ■ A Away
 N Neutral

Average RPI Win: 164		WON-LOST	WINNING	LAST 12	STRENGTH OF		OPP. STRENGTH	TEAM	ADJ.	CONF.	ADJ CONF.
Average RPI Loss: 70		RECORD	PCT. RANK	GAMES	SCHEDULE		OF SCHEDULE	RPI	RPI	RPI	RPI
DIV. I ONLY		19- 10	81	7- 5	151		33	83	83	6	6
DIV. I NON-CONF.		8- 3	61	0- 0	158		44	66	66	5	5
<hr/>											
TOTALS	RPI 1-25	RPI 26-50		W-L RECORDS		RPI 51-100		RPI 101-150		RPI 150+	
19- 10	0- 5	2- 0		OVERALL		0- 1		5- 2		12- 2	
10- 4	0- 3	2- 0		HOME		0- 0		2- 0		6- 1	
9- 6	0- 2	0- 0		AWAY		0- 1		3- 2		6- 1	
0- 0	0- 0	0- 0		NEUTRAL		0- 0		0- 0		0- 0	
8- 3	0- 0	2- 0		NON-CONFERENCE		0- 1		2- 0		4- 2	
4- 1	0- 0	2- 0		HOME		0- 0		0- 0		2- 1	
4- 2	0- 0	0- 0		AWAY		0- 1		2- 0		2- 1	
0- 0	0- 0	0- 0		NEUTRAL		0- 0		0- 0		0- 0	
11- 7	0- 5	0- 0		CONFERENCE		0- 0		3- 2		8- 0	
6- 3	0- 3	0- 0		HOME		0- 0		2- 0		4- 0	
5- 4	0- 2	0- 0		AWAY		0- 0		1- 2		4- 0	
0- 0	0- 0	0- 0		NEUTRAL		0- 0		0- 0		0- 0	

RPI 1-25				RPI 26-50				RPI 51-100 Team's RPI: 83				RPI 101+			
RPI	S	Opponent	Score	RPI	S	Opponent	Score	RPI	S	Opponent	Score	RPI	S	Opponent	Score
3	H	Stanford	36 71	36	H	San Diego St.	59 58	89	A	Georgia Tech	44 52	103	A	Utah	48 60
8	H	California	50 78	43	H	St. Mary's (CA)	70 68					108	A	Southern California	72 81
13	A	UCLA	68 85									108	H	Southern California	61 58
13	H	UCLA	61 65									129	A	Wisconsin	60 55
25	A	Colorado	61 68									140	A	Arizona St.	74 61
												140	H	Arizona St.	77 74
												147	A	Seattle	77 75
												160	H	UC Santa Barbara	46 54
												162	A	Washington St.	79 72
												162	H	Washington St.	60 53
												163	H	Idaho	62 48
												170	A	Arizona	74 65
												170	H	Arizona	76 65
												175	A	Long Beach St.	62 71
												180	A	Oregon St.	49 44
												180	H	Oregon St.	81 77
												212	A	UC Davis	81 56
												219	A	Portland	64 44
												248	A	Oregon	97 71
												248	H	Oregon	66 53
												258	H	Pepperdine	70 51
LAST 12 Division I GAMES:															
8	H	California	50 78	108	H	Southern California	61 58								
3	H	Stanford	36 71	13	H	UCLA	61 65								
25	A	Colorado	61 68	140	A	Arizona St.	74 61								
103	A	Utah	48 60	170	A	Arizona	74 65								
180	A	Oregon St.	49 44	248	H	Oregon	66 53								
248	A	Oregon	97 71	180	H	Oregon St.	81 77								

Non-Div I Games:

Washington

■ Loss,
 ■ Non-Conf,
 ■ S Site,
 ■ Home
 ■ Away
 N Neutral

Average RPI Win:	129	WON-LOST	WINNING	LAST 12	STRENGTH OF	OPP. STRENGTH	TEAM	ADJ.	CONF.	ADJ CONF.
Average RPI Loss:	92	RECORD	PCT. RANK	GAMES	SCHEDULE	OF SCHEDULE	RPI	RPI	RPI	RPI
DIV. I ONLY	10- 19	264	5- 7	54	50	162	162	6	6	
DIV. I NON-CONF.	4- 7	233	0- 0	11	84	99	99	5	5	
TOTALS	RPI 1-25	RPI 26-50	W-L RECORDS	RPI 51-100	RPI 101-150	RPI 150+				
10- 19	0- 6	1- 1	OVERALL	2- 5	3- 3	4- 4				
6- 7	0- 3	0- 0	HOME	2- 1	2- 1	2- 2				
4- 11	0- 3	1- 1	AWAY	0- 3	1- 2	2- 2				
0- 1	0- 0	0- 0	NEUTRAL	0- 1	0- 0	0- 0				
4- 7	0- 1	1- 1	NON-CONFERENCE	2- 3	0- 1	1- 1				
3- 1	0- 0	0- 0	HOME	2- 0	0- 1	1- 0				
1- 5	0- 1	1- 1	AWAY	0- 2	0- 0	0- 1				
0- 1	0- 0	0- 0	NEUTRAL	0- 1	0- 0	0- 0				
6- 12	0- 5	0- 0	CONFERENCE	0- 2	3- 2	3- 3				
3- 6	0- 3	0- 0	HOME	0- 1	2- 0	1- 2				
3- 6	0- 2	0- 0	AWAY	0- 1	1- 2	2- 1				
0- 0	0- 0	0- 0	NEUTRAL	0- 0	0- 0	0- 0				

RPI 1-25				RPI 26-50				RPI 51-100				RPI 101+ Team's RPI: 162			
RPI	S	Opponent	Score	RPI	S	Opponent	Score	RPI	S	Opponent	Score	RPI	S	Opponent	Score
3	H	Stanford	50 72	39	A	Gonzaga	57 51	61	H	Ohio St.	62 55	103	A	Utah	47 59
8	H	California	60 73	46	A	Syracuse	51 64	62	N	South Dakota St.	56 65	108	A	Southern California	59 61
13	A	UCLA	52 78					68	A	Minnesota	83 87	108	H	Southern California	57 54
13	H	UCLA	65 80					79	H	BYU	67 52	129	H	Wisconsin	44 52
22	A	Louisville	39 75					83	A	Washington	53 60	140	A	Arizona St.	54 43
25	A	Colorado	45 59					83	H	Washington	72 79	140	H	Arizona St.	77 65
								96	A	Fresno St.	59 82	170	A	Arizona	60 50
												170	H	Arizona	65 71
												180	A	Oregon St.	51 49
												180	H	Oregon St.	76 73
												194	H	Monmouth	79 69
												224	A	UC Riverside	65 71
												248	A	Oregon	60 65
												248	H	Oregon	68 70
LAST 12 Division I GAMES:															
3	H	Stanford	50 72	13	H	UCLA	65 80								
8	H	California	60 73	108	H	Southern California	57 54								
103	A	Utah	47 59	170	A	Arizona	60 50								
25	A	Colorado	45 59	140	A	Arizona St.	54 43								
248	A	Oregon	60 65	180	H	Oregon St.	76 73								
180	A	Oregon St.	51 49	248	H	Oregon	68 70								

Non-Div I Games:

Washington St.

Average RPI Win:	0	WON-LOST	WINNING	LAST 12	STRENGTH OF	OPP. STRENGTH	TEAM	ADJ.	CONF.	ADJ CONF.
Average RPI Loss:	160	RECORD	PCT. RANK	GAMES	SCHEDULE	OF SCHEDULE	RPI	RPI	RPI	RPI
DIV. I ONLY	0- 27	344	0- 12	113	244	330	330	16	16	
DIV. I NON-CONF.	0- 9	337	0- 0	63	291	303	303	13	13	
TOTALS	RPI 1-25	RPI 26-50	W-L RECORDS	RPI 51-100	RPI 101-150	RPI 150+				
0- 27	0- 0	0- 1	OVERALL	0- 7	0- 6	0- 13				
0- 13	0- 0	0- 0	HOME	0- 3	0- 4	0- 6				
0- 14	0- 0	0- 1	AWAY	0- 4	0- 2	0- 7				
0- 0	0- 0	0- 0	NEUTRAL	0- 0	0- 0	0- 0				
0- 9	0- 0	0- 1	NON-CONFERENCE	0- 2	0- 2	0- 4				
0- 3	0- 0	0- 0	HOME	0- 0	0- 2	0- 1				
0- 6	0- 0	0- 1	AWAY	0- 2	0- 0	0- 3				
0- 0	0- 0	0- 0	NEUTRAL	0- 0	0- 0	0- 0				
0- 18	0- 0	0- 0	CONFERENCE	0- 5	0- 4	0- 9				
0- 10	0- 0	0- 0	HOME	0- 3	0- 2	0- 5				
0- 8	0- 0	0- 0	AWAY	0- 2	0- 2	0- 4				
0- 0	0- 0	0- 0	NEUTRAL	0- 0	0- 0	0- 0				

RPI 1-25				RPI 26-50				RPI 51-100				RPI 101+				Team's RPI: 330
RPI	S	Opponent	Score	RPI	S	Opponent	Score	RPI	S	Opponent	Score	RPI	S	Opponent	Score	
				40	A	Oklahoma St.	49 101	67	A	Wyoming	62 77	103	H	Utah	47 73	
								71	A	Montana	43 90	120	A	Idaho St.	37 68	
								71	H	Montana	53 61	120	H	Idaho St.	45 69	
								79	A	BYU	55 80	127	H	Army	58 77	
								93	A	Northern Colo.	48 69	138	A	Montana St.	65 69	
								93	H	Northern Colo.	47 65	138	H	Montana St.	37 67	
								97	H	Eastern Wash.	60 88	158	A	Sacramento St.	60 103	
												158	H	Sacramento St.	57 63	
												170	A	Arizona	49 81	
												188	A	New Mexico	44 67	
												214	H	Portland St.	60 74	
												232	A	Southern Utah	54 72	
												232	H	Southern Utah	61 74	
												236	A	North Dakota	49 73	
												236	H	North Dakota	51 56	
												277	H	Boise St.	56 70	
												283	A	Northern Ariz.	55 76	
												283	H	Northern Ariz.	49 65	
												295	A	Utah Valley	56 68	
LAST 12 Division I GAMES:																
				283	H	Northern Ariz.	49 65	93	H	Northern Colo.	47 65					
				158	H	Sacramento St.	57 63	236	H	North Dakota	51 56					
				120	A	Idaho St.	37 68	71	H	Montana	53 61					
				138	A	Montana St.	65 69	138	H	Montana St.	37 67					
				71	A	Montana	43 90	158	A	Sacramento St.	60 103					
				232	A	Southern Utah	54 72	283	A	Northern Ariz.	55 76					

Non-Div I Games:

Weber St.

■ Loss,
 ■ Non-Conf,
 ■ S Site,
 ■ Home
 ■ A Away
 N Neutral

West Virginia

Through Games Of Sunday, March 3, 2013

Average RPI Win:	124	WON-LOST	WINNING	LAST 12	STRENGTH OF	OPP. STRENGTH	TEAM	ADJ.	CONF.	ADJ CONF.
Average RPI Loss:	30	RECORD	PCT. RANK	GAMES	SCHEDULE	OF SCHEDULE	RPI	RPI	RPI	RPI
DIV. I ONLY	17- 11	108	6- 6	13	6	41	41	1	1	
DIV. I NON-CONF.	8- 3	61	0- 0	75	62	60	60	1	1	
TOTALS	RPI 1-25	RPI 26-50	W-L RECORDS	RPI 51-100	RPI 101-150	RPI 150+				
17- 11	0- 2	3- 8	OVERALL	6- 1	2- 0	6- 0				
9- 6	0- 1	1- 4	HOME	2- 1	2- 0	4- 0				
7- 3	0- 1	2- 2	AWAY	4- 0	0- 0	1- 0				
1- 2	0- 0	0- 2	NEUTRAL	0- 0	0- 0	1- 0				
8- 3	0- 0	0- 3	NON-CONFERENCE	3- 0	1- 0	4- 0				
5- 1	0- 0	0- 1	HOME	1- 0	1- 0	3- 0				
2- 0	0- 0	0- 0	AWAY	2- 0	0- 0	0- 0				
1- 2	0- 0	0- 2	NEUTRAL	0- 0	0- 0	1- 0				
9- 8	0- 2	3- 5	CONFERENCE	3- 1	1- 0	2- 0				
4- 5	0- 1	1- 3	HOME	1- 1	1- 0	1- 0				
5- 3	0- 1	2- 2	AWAY	2- 0	0- 0	1- 0				
0- 0	0- 0	0- 0	NEUTRAL	0- 0	0- 0	0- 0				

RPI 1-25				RPI 26-50				Team's RPI: 41				RPI 51-100				RPI 101+			
RPI	S	Opponent	Score	RPI	S	Opponent	Score	RPI	S	Opponent	Score	RPI	S	Opponent	Score	RPI	S	Opponent	Score
1	A	Baylor	58 76	29	A	Iowa St.	68 66	52	A	Kansas	72 56	106	H	Appalachian St.	72 67				
1	H	Baylor	49 80	29	H	Iowa St.	49 53	52	H	Kansas	59 60	114	H	Texas	53 49				
				32	A	Oklahoma	68 71	56	A	Boston U.	60 57	176	A	TCU	66 56				
				32	H	Oklahoma	82 63	60	H	Youngstown St.	90 57	176	H	TCU	58 50				
				33	A	Texas Tech	63 76	78	A	Kansas St.	66 52	216	H	St. Bonaventure	67 47				
				33	H	Texas Tech	73 77	78	H	Kansas St.	66 57	244	N	Marshall	64 48				
				34	N	LSU	63 71	90	A	Virginia	54 47	254	H	USC Upstate	75 45				
				35	H	Duquesne	54 62					299	H	UNC Wilmington	76 47				
				37	N	Iowa	70 79												
				40	A	Oklahoma St.	67 61												
				40	H	Oklahoma St.	54 64												
LAST 12 Division I GAMES:																			
				1	H	Baylor	49 80	33	A	Texas Tech	63 76								
				78	H	Kansas St.	66 57	32	H	Oklahoma	82 63								
				176	A	TCU	66 56	40	A	Oklahoma St.	67 61								
				29	A	Iowa St.	68 66	29	H	Iowa St.	49 53								
				40	H	Oklahoma St.	54 64	33	H	Texas Tech	73 77								
				52	A	Kansas	72 56	1	A	Baylor	58 76								

Non-Div I Games:

West Virginia

■ Loss,
■ Non-Conf,
■ S Site,
■ H Home
■ A Away
N Neutral

Average RPI Win:	309	WON-LOST	WINNING	LAST 12	STRENGTH OF	OPP. STRENGTH	TEAM	ADJ.	CONF.	ADJ CONF.
Average RPI Loss:	183	RECORD	PCT. RANK	GAMES	SCHEDULE	OF SCHEDULE	RPI	RPI	RPI	RPI
DIV. I ONLY	7- 21	303	3- 9	304	304	319	319	21	21	
DIV. I NON-CONF.	2- 7	301	0- 0	327	312	333	333	25	25	
TOTALS	RPI 1-25	RPI 26-50	W-L RECORDS	RPI 51-100	RPI 101-150	RPI 150+				
7- 21	0- 1	0- 2	OVERALL	0- 1	0- 4	7- 13				
4- 10	0- 0	0- 1	HOME	0- 1	0- 2	4- 6				
3- 11	0- 1	0- 1	AWAY	0- 0	0- 2	3- 7				
0- 0	0- 0	0- 0	NEUTRAL	0- 0	0- 0	0- 0				
2- 7	0- 1	0- 0	NON-CONFERENCE	0- 0	0- 0	2- 6				
1- 3	0- 0	0- 0	HOME	0- 0	0- 0	1- 3				
1- 4	0- 1	0- 0	AWAY	0- 0	0- 0	1- 3				
0- 0	0- 0	0- 0	NEUTRAL	0- 0	0- 0	0- 0				
5- 14	0- 0	0- 2	CONFERENCE	0- 1	0- 4	5- 7				
3- 7	0- 0	0- 1	HOME	0- 1	0- 2	3- 3				
2- 7	0- 0	0- 1	AWAY	0- 0	0- 2	2- 4				
0- 0	0- 0	0- 0	NEUTRAL	0- 0	0- 0	0- 0				

RPI 1-25				RPI 26-50				RPI 51-100				RPI 101+ Team's RPI: 319			
RPI	S	Opponent	Score	RPI	S	Opponent	Score	RPI	S	Opponent	Score	RPI	S	Opponent	Score
12	A	South Carolina	44 66	47	A	Chattanooga	39 81	88	H	Davidson	56 65	106	A	Appalachian St.	46 77
				47	H	Chattanooga	43 70					106	H	Appalachian St.	32 63
												144	A	Elon	51 60
												144	H	Elon	48 64
												169	H	Campbell	40 55
												172	H	Tennessee Tech	56 61
												173	A	Col. of Charleston	47 70
												173	H	Col. of Charleston	61 73
												223	A	Furman	88 83
												223	H	Furman	45 46
												250	A	Samford	41 47
												250	H	Samford	38 47
												254	H	USC Upstate	48 51
												256	A	Georgia St.	45 64
												280	A	Coastal Caro.	42 56
												309	A	Ga. Southern	50 52
												309	H	Ga. Southern	63 52
												316	A	Wofford	50 54
												316	H	Wofford	54 40
												317	A	UNC Greensboro	60 49
												317	H	UNC Greensboro	47 44
												325	A	Charleston So.	61 69
												341	H	N.C. Central	67 55
												342	A	UNC Asheville	58 45
LAST 12 Division I GAMES:															
173	H	Col. of Charleston	61 73	223	H	Furman	45 46								
250	A	Samford	41 47	144	A	Elon	51 60								
47	A	Chattanooga	39 81	317	A	UNC Greensboro	60 49								
106	H	Appalachian St.	32 63	88	H	Davidson	56 65								
309	H	Ga. Southern	63 52	173	A	Col. of Charleston	47 70								
316	A	Wofford	50 54	223	A	Furman	88 83								

Non-Div I Games:

Western Caro.

■ Loss,
 ■ Non-Conf,
 S Site,
 ■ Home
 ■ Away
 N Neutral

Average RPI Win:	248	WON-LOST	WINNING	LAST 12	STRENGTH OF	OPP. STRENGTH	TEAM	ADJ.	CONF.	ADJ CONF.
Average RPI Loss:	180	RECORD	PCT. RANK	GAMES	SCHEDULE	OF SCHEDULE	RPI	RPI	RPI	RPI
DIV. I ONLY	12- 15	198	5- 7	275	253	239	239	22	22	
DIV. I NON-CONF.	6- 7	183	0- 2	257	293	208	208	21	21	
TOTALS	RPI 1-25	RPI 26-50	W-L RECORDS	RPI 51-100	RPI 101-150	RPI 150+				
12- 15	0- 0	0- 1	OVERALL	0- 3	1- 2	11- 9				
8- 4	0- 0	0- 0	HOME	0- 1	1- 1	7- 2				
4- 11	0- 0	0- 1	AWAY	0- 2	0- 1	4- 7				
0- 0	0- 0	0- 0	NEUTRAL	0- 0	0- 0	0- 0				
6- 7	0- 0	0- 1	NON-CONFERENCE	0- 1	1- 0	5- 5				
5- 0	0- 0	0- 0	HOME	0- 0	1- 0	4- 0				
1- 7	0- 0	0- 1	AWAY	0- 1	0- 0	1- 5				
0- 0	0- 0	0- 0	NEUTRAL	0- 0	0- 0	0- 0				
6- 8	0- 0	0- 0	CONFERENCE	0- 2	0- 2	6- 4				
3- 4	0- 0	0- 0	HOME	0- 1	0- 1	3- 2				
3- 4	0- 0	0- 0	AWAY	0- 1	0- 1	3- 2				
0- 0	0- 0	0- 0	NEUTRAL	0- 0	0- 0	0- 0				

RPI S	Opponent	Score	RPI S	Opponent	Score	RPI S	Opponent	Score	RPI S	Opponent	Score	Team's RPI: 239
29	A Iowa St.	65 84	62	A South Dakota St.	51 86	118	H Eastern Ill.	70 68	132	A IUPUI	36 55	
			62	H South Dakota St.	52 61	132	H IUPUI	55 61	132	H Bradley	92 81	
			92	A Missouri	61 70	166	H Bradley	92 81	190	A SIU Edwardsville	58 68	
						201	A South Dakota	67 71	201	H South Dakota	60 63	
						208	A Loyola Chicago	65 61	210	A Saint Louis	44 55	
						240	A Neb. Omaha	55 63	240	H Neb. Omaha	71 44	
						249	H Valparaiso	69 55	249	H Valparaiso	69 55	
						255	A IPFW	49 80	255	H IPFW	73 54	
						262	A North Dakota St.	85 83	262	H North Dakota St.	55 50	
						272	A Southeast Mo. St.	47 56	284	A UMKC	63 38	
						284	H UMKC	50 51	284	H UMKC	50 51	
						296	A Oakland	81 73	296	H Oakland	64 53	
						296	H Oakland	64 53	340	A Chicago St.	54 56	
						340	H Chicago St.	87 52	340	H Chicago St.	87 52	
LAST 12 Division I GAMES:												
296	H Oakland	64 53	240	A Neb. Omaha	55 63	132	H IUPUI	55 61	201	H South Dakota	60 63	
255	H IPFW	73 54	132	H IUPUI	55 61	340	A Chicago St.	54 56	284	H UMKC	50 51	
201	A South Dakota	67 71	340	A Chicago St.	54 56	284	H UMKC	50 51	201	H South Dakota	60 63	
284	A UMKC	63 38	284	H UMKC	50 51	262	A North Dakota St.	85 83				
62	H South Dakota St.	52 61										
262	H North Dakota St.	55 50										

Non-Div I Games: Clarke 85 35 William Woods 70 53

Western Ill.

Average RPI Win:	227	WON-LOST	WINNING	LAST 12	STRENGTH OF	OPP. STRENGTH	TEAM	ADJ.	CONF.	ADJ CONF.
Average RPI Loss:	105	RECORD	PCT. RANK	GAMES	SCHEDULE	OF SCHEDULE	RPI	RPI	RPI	RPI
DIV. I ONLY	20- 9	66	6- 6	206	171	102	102	12	12	
DIV. I NON-CONF.	7- 2	48	0- 0	253	273	115	115	14	14	
TOTALS	RPI 1-25	RPI 26-50	W-L RECORDS	RPI 51-100	RPI 101-150	RPI 150+				
20- 9	0- 0	0- 1	OVERALL	2- 3	1- 1	17- 4				
9- 5	0- 0	0- 1	HOME	1- 2	1- 0	7- 2				
10- 4	0- 0	0- 0	AWAY	1- 1	0- 1	9- 2				
1- 0	0- 0	0- 0	NEUTRAL	0- 0	0- 0	1- 0				
7- 2	0- 0	0- 1	NON-CONFERENCE	0- 1	0- 0	7- 0				
2- 2	0- 0	0- 1	HOME	0- 1	0- 0	2- 0				
4- 0	0- 0	0- 0	AWAY	0- 0	0- 0	4- 0				
1- 0	0- 0	0- 0	NEUTRAL	0- 0	0- 0	1- 0				
13- 7	0- 0	0- 0	CONFERENCE	2- 2	1- 1	10- 4				
7- 3	0- 0	0- 0	HOME	1- 1	1- 0	5- 2				
6- 4	0- 0	0- 0	AWAY	1- 1	0- 1	5- 2				
0- 0	0- 0	0- 0	NEUTRAL	0- 0	0- 0	0- 0				

RPI 1-25			RPI 26-50			RPI 51-100			RPI 101+			Team's RPI: 102			
RPI	S	Opponent	Score	RPI	S	Opponent	Score	RPI	S	Opponent	Score	RPI	S	Opponent	Score
				30	H	Vanderbilt	67 77	51	A	Middle Tenn.	57 79	112	A	FIU	53 72
								51	H	Middle Tenn.	54 71	112	H	FIU	62 56
								70	H	Illinois St.	68 83	155	A	South Ala.	46 56
								74	A	UALR	78 69	155	H	South Ala.	59 65
								74	H	UALR	70 61	159	A	Arkansas St.	58 63
												159	H	Arkansas St.	74 78
												165	H	Northern Ky.	65 53
												199	A	Wright St.	84 67
												211	A	Fla. Atlantic	64 61
												211	H	Fla. Atlantic	86 68
												213	A	North Texas	76 62
												213	H	North Texas	82 80
												226	A	La.-Monroe	65 57
												226	H	La.-Monroe	65 63
												233	A	Murray St.	80 69
												272	H	Southeast Mo. St.	60 46
												282	N	Florida A&M	71 57
												292	A	La.-Lafayette	77 58
												292	H	La.-Lafayette	75 64
												302	A	Troy	84 81
												302	H	Troy	98 80
												305	A	Morehead St.	62 38
												339	A	Kent St.	59 53
LAST 12 Division I GAMES:															
				51	H	Middle Tenn.	54 71	159	H	Arkansas St.	74 78				
				155	H	South Ala.	59 65	213	A	North Texas	76 62				
				292	A	La.-Lafayette	77 58	302	H	Troy	98 80				
				226	H	La.-Monroe	65 63	51	A	Middle Tenn.	57 79				
				112	A	FIU	53 72	155	A	South Ala.	46 56				
				211	A	Fla. Atlantic	64 61	74	H	UALR	70 61				

Non-Div I Games:

Western Ky.

Average RPI Win:	238	WON-LOST	WINNING	LAST 12	STRENGTH OF	OPP. STRENGTH	TEAM	ADJ.	CONF.	ADJ CONF.
Average RPI Loss:	152	RECORD	PCT. RANK	GAMES	SCHEDULE	OF SCHEDULE	RPI	RPI	RPI	RPI
DIV. I ONLY	9- 19	271	5- 7	207	187	260	260	18	18	
DIV. I NON-CONF.	4- 9	263	0- 0	241	199	261	261	18	18	
TOTALS	RPI 1-25	RPI 26-50	W-L RECORDS	RPI 51-100	RPI 101-150	RPI 150+				
9- 19	0- 0	0- 3	OVERALL	1- 4	2- 2	6- 10				
5- 6	0- 0	0- 1	HOME	1- 2	2- 0	2- 3				
4- 12	0- 0	0- 2	AWAY	0- 1	0- 2	4- 7				
0- 1	0- 0	0- 0	NEUTRAL	0- 1	0- 0	0- 0				
4- 9	0- 0	0- 1	NON-CONFERENCE	0- 2	1- 2	3- 4				
3- 1	0- 0	0- 0	HOME	0- 1	1- 0	2- 0				
1- 7	0- 0	0- 1	AWAY	0- 0	0- 2	1- 4				
0- 1	0- 0	0- 0	NEUTRAL	0- 1	0- 0	0- 0				
5- 10	0- 0	0- 2	CONFERENCE	1- 2	1- 0	3- 6				
2- 5	0- 0	0- 1	HOME	1- 1	1- 0	0- 3				
3- 5	0- 0	0- 1	AWAY	0- 1	0- 0	3- 3				
0- 0	0- 0	0- 0	NEUTRAL	0- 0	0- 0	0- 0				

RPI S	Opponent	Score	RPI S	Opponent	Score	RPI S	Opponent	Score	RPI S	Opponent	Score	Team's RPI: 260
31	A Michigan	41 60	66	H Albany (NY)	54 68	115	H American	57 53				
45	A Toledo	54 65	76	A Central Mich.	58 72	117	H Akron	84 77				
45	H Toledo	42 75	76	H Central Mich.	53 77	123	A Detroit	57 97				
			84	N Tulane	48 66	132	A IUPUI	67 75				
			99	H Bowling Green	55 54	153	A Temple	41 68				
						156	H Miami (OH)	47 73				
						187	A Ball St.	46 60				
						187	H Ball St.	50 73				
						230	A Eastern Mich.	69 73				
						230	H Eastern Mich.	52 56				
						237	A Milwaukee	79 88				
						249	H Valparaiso	70 69				
						266	A Buffalo	44 63				
						273	A Ill.-Chicago	58 66				
						274	A Northern Ill.	54 51				
						283	A Northern Ariz.	78 67				
						296	A Oakland	70 73				
						322	A Ohio	62 53				
						339	A Kent St.	58 40				
						340	H Chicago St.	80 38				
LAST 12 Division I GAMES:												
187	A Ball St.	46 60	339	A Kent St.	58 40							
45	H Toledo	42 75	45	A Toledo	54 65							
230	A Eastern Mich.	69 73	187	H Ball St.	50 73							
76	H Central Mich.	53 77	266	A Buffalo	44 63							
322	A Ohio	62 53	274	A Northern Ill.	54 51							
99	H Bowling Green	55 54	117	H Akron	84 77							

Non-Div I Games:

Western Mich.

■ Loss,
 ■ Non-Conf,
 ■ S Site,
 ■ H Home
 ■ A Away
 N Neutral

Average RPI Win:	186	WON-LOST	WINNING	LAST 12	STRENGTH OF	OPP. STRENGTH	TEAM	ADJ.	CONF.	ADJ CONF.
Average RPI Loss:	74	RECORD	PCT. RANK	GAMES	SCHEDULE	OF SCHEDULE	RPI	RPI	RPI	RPI
DIV. I ONLY	20- 9	66	9- 3	90	109	65	65	10	10	
DIV. I NON-CONF.	6- 6	160	0- 0	54	112	119	119	9	9	
TOTALS	RPI 1-25	RPI 26-50	W-L RECORDS	RPI 51-100	RPI 101-150	RPI 150+				
20- 9	0- 1	1- 2	OVERALL	3- 5	4- 0	12- 1				
12- 3	0- 1	1- 0	HOME	2- 1	2- 0	7- 1				
8- 3	0- 0	0- 2	AWAY	1- 1	2- 0	5- 0				
0- 3	0- 0	0- 0	NEUTRAL	0- 3	0- 0	0- 0				
6- 6	0- 1	0- 1	NON-CONFERENCE	2- 4	0- 0	4- 0				
4- 2	0- 1	0- 0	HOME	1- 1	0- 0	3- 0				
2- 1	0- 0	0- 1	AWAY	1- 0	0- 0	1- 0				
0- 3	0- 0	0- 0	NEUTRAL	0- 3	0- 0	0- 0				
14- 3	0- 0	1- 1	CONFERENCE	1- 1	4- 0	8- 1				
8- 1	0- 0	1- 0	HOME	1- 0	2- 0	4- 1				
6- 2	0- 0	0- 1	AWAY	0- 1	2- 0	4- 0				
0- 0	0- 0	0- 0	NEUTRAL	0- 0	0- 0	0- 0				

RPI 1-25			RPI 26-50			RPI 51-100			Team's RPI: 65	RPI 101+		
RPI	S	Opponent	Score	RPI	S	Opponent	Score	RPI	S	Opponent	Score	
21	H	Green Bay	42 63	26	A	Creighton	46 56	55	A	SMU	61 59	124 A Indiana St. 63 53
				26	H	Creighton	67 45	70	A	Illinois St.	56 57	124 H Indiana St. 53 46
				34	A	LSU	70 72	70	H	Illinois St.	66 54	150 A UNI 60 57
								78	H	Kansas St.	43 48	150 H UNI 57 47
								82	N	James Madison	58 63	154 H Missouri St. 76 64
								92	N	Missouri	44 49	159 A Arkansas St. 60 51
								93	H	Northern Colo.	51 35	166 A Bradley 62 58
								98	N	Richmond	46 49	166 H Bradley 55 75
										217 A Evansville 49 45		
										217 H Evansville 68 49		
										251 A Drake 74 65		
										251 H Drake 70 51		
										253 H UTSA 50 36		
										312 H Grambling 62 44		
										315 A Southern Ill. 72 59		
										315 H Southern Ill. 80 55		
										324 H Ark.-Pine Bluff 81 43		
LAST 12 Division I GAMES:												
124	A	Indiana St.	63 53	166	H	Bradley	55 75					
70	A	Illinois St.	56 57	150	H	UNI	57 47					
315	H	Southern Ill.	80 55	124	H	Indiana St.	53 46					
217	H	Evansville	68 49	70	H	Illinois St.	66 54					
26	A	Creighton	46 56	217	A	Evansville	49 45					
251	A	Drake	74 65	315	A	Southern Ill.	72 59					

Non-Div I Games:

Wichita St.

William & Mary

Through Games Of Sunday, March 3, 2013

Average RPI Win:	231	WON-LOST	WINNING	LAST 12	STRENGTH OF	OPP. STRENGTH	TEAM	ADJ.	CONF.	ADJ CONF.
Average RPI Loss:	162	RECORD	PCT. RANK	GAMES	SCHEDULE	OF SCHEDULE	RPI	RPI	RPI	RPI
DIV. I ONLY	6- 21	313	5- 7	137	216	288	288	14	14	
DIV. I NON-CONF.	1- 9	323	0- 0	166	323	316	316	15	15	
TOTALS	RPI 1-25	RPI 26-50	W-L RECORDS	RPI 51-100	RPI 101-150	RPI 150+				
6- 21	0- 1	0- 0	OVERALL	0- 5	2- 5	4- 10				
4- 6	0- 1	0- 0	HOME	0- 3	2- 1	2- 1				
1- 15	0- 0	0- 0	AWAY	0- 2	0- 4	1- 9				
1- 0	0- 0	0- 0	NEUTRAL	0- 0	0- 0	1- 0				
1- 9	0- 0	0- 0	NON-CONFERENCE	0- 1	0- 3	1- 5				
0- 2	0- 0	0- 0	HOME	0- 1	0- 1	0- 0				
0- 7	0- 0	0- 0	AWAY	0- 0	0- 2	0- 5				
1- 0	0- 0	0- 0	NEUTRAL	0- 0	0- 0	1- 0				
5- 12	0- 1	0- 0	CONFERENCE	0- 4	2- 2	3- 5				
4- 4	0- 1	0- 0	HOME	0- 2	2- 0	2- 1				
1- 8	0- 0	0- 0	AWAY	0- 2	0- 2	1- 4				
0- 0	0- 0	0- 0	NEUTRAL	0- 0	0- 0	0- 0				

RPI 1-25				RPI 26-50				RPI 51-100				RPI 101+ Team's RPI: 288			
RPI	S	Opponent	Score	RPI	S	Opponent	Score	RPI	S	Opponent	Score	RPI	S	Opponent	Score
17	H	Delaware	44 66					64	H	East Carolina	62 68	107	A	Navy	64 69
								82	A	James Madison	52 82	116	A	N.C. A&T	78 85
								82	H	James Madison	63 68	122	A	Northeastern	69 71
								86	A	Drexel	47 62	122	H	Northeastern	78 70
								86	H	Drexel	46 58	128	H	Winthrop	70 81
												130	A	Old Dominion	64 75
												130	H	Old Dominion	73 69
												157	A	Hofstra	53 56
												164	A	George Washington	51 58
												218	A	Radford	55 72
												225	A	Pittsburgh	74 76
												253	A	UTSA	50 76
												256	A	Georgia St.	52 57
												256	H	Georgia St.	79 73
												270	A	Towson	63 79
												270	H	Towson	59 50
												271	A	George Mason	56 57
												275	A	Cornell	56 60
												299	A	UNC Wilmington	63 61
												299	H	UNC Wilmington	52 61
												306	N	Austin Peay	88 76
LAST 12 Division I GAMES:															
270	A	Towson	63 79	271	A	George Mason	56 57								
256	H	Georgia St.	79 73	256	A	Georgia St.	52 57								
86	A	Drexel	47 62	82	H	James Madison	63 68								
130	A	Old Dominion	64 75	299	A	UNC Wilmington	63 61								
17	H	Delaware	44 66	130	H	Old Dominion	73 69								
122	H	Northeastern	78 70	270	H	Towson	59 50								

Non-Div I Games: Virginia Union 78 44

William & Mary

Loss, Non-Conf, S Site, H Home A Away N Neutral

Winthrop

Through Games Of Sunday, March 3, 2013

Average RPI Win:	246	WON-LOST	WINNING	LAST 12	STRENGTH OF	OPP. STRENGTH	TEAM	ADJ.	CONF.	ADJ CONF.
Average RPI Loss:	133	RECORD	PCT. RANK	GAMES	SCHEDULE	OF SCHEDULE	RPI	RPI	RPI	RPI
DIV. I ONLY	19- 10	81	10- 2	283	244	128	128	27	27	
DIV. I NON-CONF.	5- 6	190	0- 0	302	127	202	202	28	28	
TOTALS	RPI 1-25	RPI 26-50	W-L RECORDS	RPI 51-100	RPI 101-150	RPI 150+				
19- 10	0- 0	0- 1	OVERALL	0- 3	4- 1	15- 5				
8- 2	0- 0	0- 0	HOME	0- 1	2- 0	6- 1				
10- 6	0- 0	0- 0	AWAY	0- 2	2- 1	8- 3				
1- 2	0- 0	0- 1	NEUTRAL	0- 0	0- 0	1- 1				
5- 6	0- 0	0- 1	NON-CONFERENCE	0- 1	0- 1	5- 3				
1- 0	0- 0	0- 0	HOME	0- 0	0- 0	1- 0				
3- 4	0- 0	0- 0	AWAY	0- 1	0- 1	3- 2				
1- 2	0- 0	0- 1	NEUTRAL	0- 0	0- 0	1- 1				
14- 4	0- 0	0- 0	CONFERENCE	0- 2	4- 0	10- 2				
7- 2	0- 0	0- 0	HOME	0- 1	2- 0	5- 1				
7- 2	0- 0	0- 0	AWAY	0- 1	2- 0	5- 1				
0- 0	0- 0	0- 0	NEUTRAL	0- 0	0- 0	0- 0				

RPI S	Opponent	Score	RPI S	Opponent	Score	RPI S	Opponent	Score	RPI S	Opponent	Score	Team's RPI: 128
39 N	Gonzaga	66 80	61 A	Ohio St.	53 78	119 A	South Carolina St.	52 62				
			73 A	Liberty	54 69	126 A	Presbyterian	77 42				
			73 H	Liberty	57 90	126 H	Presbyterian	78 50				
						134 A	High Point	67 62				
						134 H	High Point	78 61				
						166 A	Bradley	64 80				
						169 A	Campbell	76 53				
						169 H	Campbell	69 84				
						173 A	Col. of Charleston	63 61				
						180 N	Oregon St.	64 68				
						185 N	Mississippi St.	61 59				
						210 A	Saint Louis	53 62				
						218 H	Radford	67 62				
						243 A	Longwood	74 79				
						243 H	Longwood	78 46				
						280 A	Coastal Caro.	76 52				
						288 A	William & Mary	81 70				
						302 H	Troy	87 82				
						313 A	Gardner-Webb	60 55				
						313 H	Gardner-Webb	62 54				
						325 A	Charleston So.	73 65				
						325 H	Charleston So.	85 65				
						341 A	N.C. Central	63 44				
						342 A	UNC Asheville	65 59				
						342 H	UNC Asheville	100 56				
LAST 12 Division I GAMES:												
342 H	UNC Asheville	100 56	169 H	Campbell	69 84							
313 H	Gardner-Webb	62 54	325 A	Charleston So.	73 65							
218 H	Radford	67 62	126 A	Presbyterian	77 42							
243 H	Longwood	78 46	169 A	Campbell	76 53							
134 A	High Point	67 62	280 A	Coastal Caro.	76 52							
73 A	Liberty	54 69	126 H	Presbyterian	78 50							

Non-Div I Games: Saint Augustine's 83 74

Winthrop

■ Loss,
 ■ Non-Conf,
 ■ S Site,
 ■ Home
 ■ A Away
 N Neutral

Average RPI Win:	156	WON-LOST	WINNING	LAST 12	STRENGTH OF	OPP. STRENGTH	TEAM	ADJ.	CONF.	ADJ CONF.
Average RPI Loss:	48	RECORD	PCT. RANK	GAMES	SCHEDULE	OF SCHEDULE	RPI	RPI	RPI	RPI
DIV. I ONLY	11- 18	238	3- 9	34	13	129	129	2	2	
DIV. I NON-CONF.	8- 5	114	0- 0	141	40	96	96	2	2	
TOTALS	RPI 1-25	RPI 26-50	W-L RECORDS	RPI 51-100	RPI 101-150	RPI 150+				
11- 18	1- 5	0- 6	OVERALL	2- 6	1- 1	7- 0				
9- 6	1- 2	0- 1	HOME	2- 3	1- 0	5- 0				
1- 12	0- 3	0- 5	AWAY	0- 3	0- 1	1- 0				
1- 0	0- 0	0- 0	NEUTRAL	0- 0	0- 0	1- 0				
8- 5	0- 1	0- 2	NON-CONFERENCE	1- 1	1- 1	6- 0				
6- 1	0- 0	0- 0	HOME	1- 1	1- 0	4- 0				
1- 4	0- 1	0- 2	AWAY	0- 0	0- 1	1- 0				
1- 0	0- 0	0- 0	NEUTRAL	0- 0	0- 0	1- 0				
3- 13	1- 4	0- 4	CONFERENCE	1- 5	0- 0	1- 0				
3- 5	1- 2	0- 1	HOME	1- 2	0- 0	1- 0				
0- 8	0- 2	0- 3	AWAY	0- 3	0- 0	0- 0				
0- 0	0- 0	0- 0	NEUTRAL	0- 0	0- 0	0- 0				

RPI	S	Opponent	Score	RPI	S	Opponent	Score	RPI	S	Opponent	Score	RPI	S	Opponent	Score	Team's RPI: 129
5	A	Penn St.	40 84	27	A	Michigan St.	48 54	57	H	Marquette	71 68	118	H	Eastern Ill.	76 47	
5	H	Penn St.	63 61	31	A	Michigan	43 54	61	A	Ohio St.	59 65	133	A	Virginia Tech	38 47	
15	A	Nebraska	52 70	37	A	Iowa	60 71	61	H	Ohio St.	68 49	162	A	Washington St.	52 44	
15	H	Nebraska	53 55	37	H	Iowa	56 65	63	A	Illinois	53 60	178	H	Alabama	69 50	
18	H	Purdue	48 58	39	A	Gonzaga	53 62	63	H	Illinois	56 64	183	H	Indiana	65 53	
21	A	Green Bay	38 53	50	A	Miami (FL)	44 67	68	H	Minnesota	55 60	211	H	Fla. Atlantic	82 73	
								83	H	Washington	55 60	217	H	Evansville	73 55	
								100	A	Northwestern	52 54	237	H	Milwaukee	74 56	
												290	N	Delaware St.	83 54	
LAST 12 Division I GAMES:																
27	A	Michigan St.	48 54	61	A	Ohio St.	59 65									
15	H	Nebraska	53 55	63	H	Illinois	56 64									
100	A	Northwestern	52 54	5	H	Penn St.	63 61									
63	A	Illinois	53 60	37	A	Iowa	60 71									
18	H	Purdue	48 58	61	H	Ohio St.	68 49									
183	H	Indiana	65 53	5	A	Penn St.	40 84									

Non-Div I Games:

Wisconsin

■ Loss,
■ Non-Conf,
■ S Site,
■ H Home
■ A Away
N Neutral

Average RPI Win:	279	WON-LOST	WINNING	LAST 12	STRENGTH OF	OPP. STRENGTH	TEAM	ADJ.	CONF.	ADJ CONF.
Average RPI Loss:	187	RECORD	PCT. RANK	GAMES	SCHEDULE	OF SCHEDULE	RPI	RPI	RPI	RPI
DIV. I ONLY	8- 19	290	3- 9	333	268	316	316	21	21	
DIV. I NON-CONF.	5- 3	112	0- 0	345	279	289	289	25	25	
TOTALS	RPI 1-25	RPI 26-50	W-L RECORDS	RPI 51-100	RPI 101-150	RPI 150+				
8- 19	0- 0	0- 2	OVERALL	0- 2	0- 5	8- 10				
4- 8	0- 0	0- 1	HOME	0- 1	0- 2	4- 4				
3- 11	0- 0	0- 1	AWAY	0- 1	0- 3	3- 6				
1- 0	0- 0	0- 0	NEUTRAL	0- 0	0- 0	1- 0				
5- 3	0- 0	0- 0	NON-CONFERENCE	0- 0	0- 1	5- 2				
1- 1	0- 0	0- 0	HOME	0- 0	0- 0	1- 1				
3- 2	0- 0	0- 0	AWAY	0- 0	0- 1	3- 1				
1- 0	0- 0	0- 0	NEUTRAL	0- 0	0- 0	1- 0				
3- 16	0- 0	0- 2	CONFERENCE	0- 2	0- 4	3- 8				
3- 7	0- 0	0- 1	HOME	0- 1	0- 2	3- 3				
0- 9	0- 0	0- 1	AWAY	0- 1	0- 2	0- 5				
0- 0	0- 0	0- 0	NEUTRAL	0- 0	0- 0	0- 0				

RPI S	Opponent	Score	RPI S	Opponent	Score	RPI S	Opponent	Score	RPI S	Opponent	Score	Team's RPI: 316
47	A Chattanooga	54 68	47	H Chattanooga	44 63	88	A Davidson	54 67	106	A Appalachian St.	50 77	
						88	H Davidson	45 58	106	H Appalachian St.	65 68	
									109	A North Carolina St.	45 85	
									144	A Elon	58 62	
									144	H Elon	57 67	
									173	A Col. of Charleston	60 69	
									173	H Col. of Charleston	56 55	
									178	A Alabama	58 52	
									203	A Seton Hall	53 57	
									223	A Furman	61 70	
									223	H Furman	75 57	
									250	A Samford	46 52	
									250	H Samford	45 59	
									309	A Ga. Southern	58 61	
									309	H Ga. Southern	59 68	
									313	H Gardner-Webb	57 62	
									317	H UNC Greensboro	75 87	
									319	A Western Caro.	40 54	
									319	H Western Caro.	54 50	
									326	N Maine	79 76	
									333	H Kennesaw St.	66 49	
									341	A N.C. Central	50 39	
									342	A UNC Asheville	58 54	
LAST 12 Division I GAMES:												
223	H Furman	75 57	319	H Western Caro.	54 50							
173	A Col. of Charleston	60 69	47	H Chattanooga	44 63							
309	H Ga. Southern	59 68	250	H Samford	45 59							
144	A Elon	58 62	317	H UNC Greensboro	75 87							
88	A Davidson	54 67	223	A Furman	61 70							
106	A Appalachian St.	50 77	173	H Col. of Charleston	56 55							

Non-Div I Games:

Wofford

■ Loss,
 ■ Non-Conf, S Site,
 ■ Home
 ■ Away
 N Neutral

Average RPI Win:	224	WON-LOST	WINNING	LAST 12	STRENGTH OF	OPP. STRENGTH	TEAM	ADJ.	CONF.	ADJ CONF.
Average RPI Loss:	130	RECORD	PCT. RANK	GAMES	SCHEDULE	OF SCHEDULE	RPI	RPI	RPI	RPI
DIV. I ONLY	10- 17	250	4- 8	97	193	199	199	13	13	
DIV. I NON-CONF.	5- 7	211	0- 0	71	233	161	161	12	12	
TOTALS	RPI 1-25	RPI 26-50	W-L RECORDS	RPI 51-100	RPI 101-150	RPI 150+				
10- 17	0- 3	0- 0	OVERALL	0- 3	2- 5	8- 6				
5- 8	0- 2	0- 0	HOME	0- 1	1- 3	4- 2				
5- 9	0- 1	0- 0	AWAY	0- 2	1- 2	4- 4				
0- 0	0- 0	0- 0	NEUTRAL	0- 0	0- 0	0- 0				
5- 7	0- 1	0- 0	NON-CONFERENCE	0- 1	2- 3	3- 2				
3- 3	0- 1	0- 0	HOME	0- 0	1- 2	2- 0				
2- 4	0- 0	0- 0	AWAY	0- 1	1- 1	1- 2				
0- 0	0- 0	0- 0	NEUTRAL	0- 0	0- 0	0- 0				
5- 10	0- 2	0- 0	CONFERENCE	0- 2	0- 2	5- 4				
2- 5	0- 1	0- 0	HOME	0- 1	0- 1	2- 2				
3- 5	0- 1	0- 0	AWAY	0- 1	0- 1	3- 2				
0- 0	0- 0	0- 0	NEUTRAL	0- 0	0- 0	0- 0				

RPI 1-25				RPI 26-50				RPI 51-100				RPI 101+ Team's RPI: 199			
RPI	S	Opponent	Score	RPI	S	Opponent	Score	RPI	S	Opponent	Score	RPI	S	Opponent	Score
11	H	Dayton	73 95					60	A	Youngstown St.	54 64	102	H	Western Ky.	67 84
21	A	Green Bay	44 71					60	H	Youngstown St.	47 66	110	A	Memphis	68 109
21	H	Green Bay	48 70					61	A	Ohio St.	52 82	117	A	Akron	73 71
												123	A	Detroit	66 73
												123	H	Detroit	76 86
												132	H	IUPUI	75 71
												137	H	Saint Francis (PA)	81 98
												156	A	Miami (OH)	54 72
												202	A	Xavier	66 65
												208	A	Loyola Chicago	67 56
												208	H	Loyola Chicago	70 79
												235	A	Cleveland St.	63 68
												237	A	Milwaukee	71 61
												237	H	Milwaukee	61 74
												249	A	Valparaiso	83 78
												249	H	Valparaiso	67 66
												266	H	Buffalo	66 51
												272	A	Southeast Mo. St.	66 78
												273	A	Ill.-Chicago	78 81
												273	H	Ill.-Chicago	59 51
												305	H	Morehead St.	53 46
LAST 12 Division I GAMES:															
60	A	Youngstown St.	54 64	235	A	Cleveland St.	63 68								
249	A	Valparaiso	83 78	60	H	Youngstown St.	47 66								
237	H	Milwaukee	61 74	249	H	Valparaiso	67 66								
273	A	Ill.-Chicago	78 81	21	H	Green Bay	48 70								
208	H	Loyola Chicago	70 79	273	H	Ill.-Chicago	59 51								
123	A	Detroit	66 73	208	A	Loyola Chicago	67 56								

Non-Div I Games: Urbana 78 61

Wright St.

■ Loss,
 ■ Non-Conf,
 ■ S Site,
 ■ H Home
 ■ A Away
 N Neutral

Wyoming

Through Games Of Sunday, March 3, 2013

Average RPI Win:	223	WON-LOST	WINNING	LAST 12	STRENGTH OF	OPP. STRENGTH	TEAM	ADJ.	CONF.	ADJ CONF.
Average RPI Loss:	95	RECORD	PCT. RANK	GAMES	SCHEDULE	OF SCHEDULE	RPI	RPI	RPI	RPI
DIV. I ONLY	21- 6	35	9- 3	239	142	67	67	17	17	
DIV. I NON-CONF.	10- 2	28	0- 0	204	88	45	45	16	16	
TOTALS	RPI 1-25	RPI 26-50	W-L RECORDS	RPI 51-100	RPI 101-150	RPI 150+				
21- 6	0- 1	0- 2	OVERALL	2- 2	1- 0	18- 1				
12- 1	0- 0	0- 1	HOME	1- 0	0- 0	11- 0				
8- 5	0- 1	0- 1	AWAY	1- 2	1- 0	6- 1				
1- 0	0- 0	0- 0	NEUTRAL	0- 0	0- 0	1- 0				
10- 2	0- 1	0- 0	NON-CONFERENCE	1- 1	1- 0	8- 0				
5- 0	0- 0	0- 0	HOME	0- 0	0- 0	5- 0				
4- 2	0- 1	0- 0	AWAY	1- 1	1- 0	2- 0				
1- 0	0- 0	0- 0	NEUTRAL	0- 0	0- 0	1- 0				
11- 4	0- 0	0- 2	CONFERENCE	1- 1	0- 0	10- 1				
7- 1	0- 0	0- 1	HOME	1- 0	0- 0	6- 0				
4- 3	0- 0	0- 1	AWAY	0- 1	0- 0	4- 1				
0- 0	0- 0	0- 0	NEUTRAL	0- 0	0- 0	0- 0				

RPI 1-25				RPI 26-50				RPI 51-100 Team's RPI: 67				RPI 101+			
RPI	S	Opponent	Score	RPI	S	Opponent	Score	RPI	S	Opponent	Score	RPI	S	Opponent	Score
25	A	Colorado	59 68	36	A	San Diego St.	43 66	71	A	Montana	58 56	138	A	Montana St.	68 60
				36	H	San Diego St.	51 57	96	A	Fresno St.	47 61	163	H	Idaho	86 53
								96	H	Fresno St.	78 71	179	H	Loyola Marymount	84 68
								99	A	Bowling Green	69 79	187	A	Ball St.	64 61
												188	A	New Mexico	72 54
												188	H	New Mexico	72 50
												198	H	Denver	81 66
												203	N	Seton Hall	55 45
												230	H	Eastern Mich.	73 50
												231	H	Colorado St.	82 67
												258	A	Pepperdine	72 50
												267	A	UNLV	64 60
												267	H	UNLV	76 54
												277	A	Boise St.	68 70
												277	H	Boise St.	77 60
												287	A	Nevada	66 65
												287	H	Nevada	92 41
												321	A	Air Force	86 48
												321	H	Air Force	88 63
												330	H	Weber St.	77 62
LAST 12 Division I GAMES:															
188	H	New Mexico	72 50	277	H	Boise St.	77 60								
321	H	Air Force	88 63	231	H	Colorado St.	82 67								
267	A	UNLV	64 60	188	A	New Mexico	72 54								
36	H	San Diego St.	51 57	321	A	Air Force	86 48								
96	A	Fresno St.	47 61	267	H	UNLV	76 54								
287	A	Nevada	66 65	36	A	San Diego St.	43 66								

Non-Div I Games: South Dakota Mines 87 38

Wyoming

■ Loss,
 ■ Non-Conf, S Site,
 ■ Home
 ■ Away
 N Neutral

Average RPI Win: 226	WON-LOST	WINNING	LAST 12	STRENGTH OF	OPP. STRENGTH	TEAM	ADJ.	CONF.	ADJ CONF.
Average RPI Loss: 105	RECORD	PCT. RANK	GAMES	SCHEDULE	OF SCHEDULE	RPI	RPI	RPI	RPI
DIV. I ONLY	13- 15	180	7- 5	180	95	202	202	9	9
DIV. I NON-CONF.	6- 8	206	0- 0	206	101	243	243	8	8
TOTALS	RPI 1-25	RPI 26-50	W-L RECORDS	RPI 51-100	RPI 101-150	RPI 150+			
13- 15	0- 2	0- 2	OVERALL	0- 5	1- 2	12- 4			
8- 8	0- 1	0- 2	HOME	0- 1	1- 1	7- 3			
4- 7	0- 1	0- 0	AWAY	0- 4	0- 1	4- 1			
1- 0	0- 0	0- 0	NEUTRAL	0- 0	0- 0	1- 0			
6- 8	0- 1	0- 1	NON-CONFERENCE	0- 2	1- 1	5- 3			
4- 5	0- 1	0- 1	HOME	0- 0	1- 1	3- 2			
1- 3	0- 0	0- 0	AWAY	0- 2	0- 0	1- 1			
1- 0	0- 0	0- 0	NEUTRAL	0- 0	0- 0	1- 0			
7- 7	0- 1	0- 1	CONFERENCE	0- 3	0- 1	7- 1			
4- 3	0- 0	0- 1	HOME	0- 1	0- 0	4- 1			
3- 4	0- 1	0- 0	AWAY	0- 2	0- 1	3- 0			
0- 0	0- 0	0- 0	NEUTRAL	0- 0	0- 0	0- 0			

RPI	S	Opponent	Score	RPI	S	Opponent	Score	RPI	S	Opponent	Score	RPI	S	Opponent	Score	Team's RPI: 202
6	H	Duke	59 82	31	H	Michigan	53 62	51	A	Middle Tenn.	48 63	104	A	Butler	67 71	
11	A	Dayton	68 78	35	H	Duquesne	54 56	53	A	Charlotte	55 67	106	H	Appalachian St.	73 77	
								69	H	Fordham	41 48	134	H	High Point	77 48	
								90	A	Virginia	45 54	153	A	Temple	54 53	
								98	A	Richmond	63 73	161	A	Cincinnati	69 67	
												164	H	George Washington	65 62	
												183	A	Indiana	55 66	
												199	H	Wright St.	65 66	
												206	H	Bucknell	71 62	
												209	H	La Salle	58 53	
												210	H	Saint Louis	49 66	
												216	H	St. Bonaventure	58 50	
												221	A	VCU	65 54	
												274	N	Northern Ill.	66 54	
												297	A	Massachusetts	67 54	
												299	H	UNC Wilmington	62 52	
												303	H	Rhode Island	59 40	
												305	H	Morehead St.	73 58	
												322	H	Ohio	62 68	
LAST 12 Division I GAMES:																
297	A	Massachusetts	67 54	11	A	Dayton	68 78									
164	H	George Washington	65 62	216	H	St. Bonaventure	58 50									
221	A	VCU	65 54	210	H	Saint Louis	49 66									
153	A	Temple	54 53	98	A	Richmond	63 73									
303	H	Rhode Island	59 40	69	H	Fordham	41 48									
209	H	La Salle	58 53	53	A	Charlotte	55 67									

Non-Div I Games:

Xavier

■ Loss,
■ Non-Conf,
■ S Site,
■ H Home
■ A Away
N Neutral

Average RPI Win:	242	WON-LOST	WINNING	LAST 12	STRENGTH OF	OPP. STRENGTH	TEAM	ADJ.	CONF.	ADJ CONF.
Average RPI Loss:	116	RECORD	PCT. RANK	GAMES	SCHEDULE	OF SCHEDULE	RPI	RPI	RPI	RPI
DIV. I ONLY	12- 14	188	7- 5	127	199	181	181	19	19	
DIV. I NON-CONF.	5- 9	242	0- 0	41	161	147	147	19	19	
TOTALS	RPI 1-25	RPI 26-50	W-L RECORDS	RPI 51-100	RPI 101-150	RPI 150+				
12- 14	0- 1	0- 3	OVERALL	1- 5	0- 1	11- 4				
6- 7	0- 0	0- 3	HOME	1- 1	0- 0	5- 3				
6- 7	0- 1	0- 0	AWAY	0- 4	0- 1	6- 1				
0- 0	0- 0	0- 0	NEUTRAL	0- 0	0- 0	0- 0				
5- 9	0- 1	0- 2	NON-CONFERENCE	1- 3	0- 1	4- 2				
3- 3	0- 0	0- 2	HOME	1- 0	0- 0	2- 1				
2- 6	0- 1	0- 0	AWAY	0- 3	0- 1	2- 1				
0- 0	0- 0	0- 0	NEUTRAL	0- 0	0- 0	0- 0				
7- 5	0- 0	0- 1	CONFERENCE	0- 2	0- 0	7- 2				
3- 4	0- 0	0- 1	HOME	0- 1	0- 0	3- 2				
4- 1	0- 0	0- 0	AWAY	0- 1	0- 0	4- 0				
0- 0	0- 0	0- 0	NEUTRAL	0- 0	0- 0	0- 0				

RPI 1-25				RPI 26-50				RPI 51-100				RPI 101+ Team's RPI: 181			
RPI	S	Opponent	Score	RPI	S	Opponent	Score	RPI	S	Opponent	Score	RPI	S	Opponent	Score
23	A	DePaul	80 95	28	H	Princeton	53 99	58	A	Georgetown	67 90	127	A	Army	47 53
				42	H	Quinnipiac	62 89	69	H	Fordham	67 53	152	A	Holy Cross	71 87
				48	H	Marist	50 62	85	A	Harvard	66 69	171	H	Houston	84 82
								85	H	Harvard	54 67	182	H	Penn	65 56
								94	A	Sacred Heart	62 67	206	H	Bucknell	82 62
								100	A	Northwestern	75 83	227	A	Dartmouth	66 55
												227	H	Dartmouth	48 63
												247	A	Bryant	78 65
												257	H	New Hampshire	51 57
												268	A	St. Francis Brooklyn	66 62
												275	A	Cornell	67 58
												275	H	Cornell	71 64
												304	A	Brown	59 47
												304	H	Brown	67 68
												337	A	Columbia	62 43
												337	H	Columbia	66 49
LAST 12 Division I GAMES:															
275	H	Cornell	71 64	28	H	Princeton	53 99								
337	H	Columbia	66 49	182	H	Penn	65 56								
85	A	Harvard	66 69	227	H	Dartmouth	48 63								
227	A	Dartmouth	66 55	85	H	Harvard	54 67								
337	A	Columbia	62 43	304	A	Brown	59 47								
275	A	Cornell	67 58	304	H	Brown	67 68								

Non-Div I Games:

Yale

■ Loss,
■ Non-Conf, S Site,
■ Home
■ Away
N Neutral

Average RPI Win: 211		WON-LOST	WINNING	LAST 12	STRENGTH OF	OPP. STRENGTH	TEAM	ADJ.	CONF.	ADJ CONF.
Average RPI Loss: 124		RECORD	PCT. RANK	GAMES	SCHEDULE	OF SCHEDULE	RPI	RPI	RPI	RPI
DIV. I ONLY		19- 7	49	9- 3	158	173	60	60	13	13
DIV. I NON-CONF.		9- 3	55	0- 0	157	197	48	48	12	12
TOTALS	RPI 1-25	RPI 26-50		W-L RECORDS	RPI 51-100		RPI 101-150		RPI 150+	
19- 7	0- 2	0- 1		OVERALL	0- 0		3- 0		16- 4	
10- 1	0- 1	0- 0		HOME	0- 0		2- 0		8- 0	
9- 6	0- 1	0- 1		AWAY	0- 0		1- 0		8- 4	
0- 0	0- 0	0- 0		NEUTRAL	0- 0		0- 0		0- 0	
9- 3	0- 0	0- 1		NON-CONFERENCE	0- 0		2- 0		7- 2	
4- 0	0- 0	0- 0		HOME	0- 0		1- 0		3- 0	
5- 3	0- 0	0- 1		AWAY	0- 0		1- 0		4- 2	
0- 0	0- 0	0- 0		NEUTRAL	0- 0		0- 0		0- 0	
10- 4	0- 2	0- 0		CONFERENCE	0- 0		1- 0		9- 2	
6- 1	0- 1	0- 0		HOME	0- 0		1- 0		5- 0	
4- 3	0- 1	0- 0		AWAY	0- 0		0- 0		4- 2	
0- 0	0- 0	0- 0		NEUTRAL	0- 0		0- 0		0- 0	

RPI 1-25			
RPI	S	Opponent	Score
21	A	Green Bay	46 60
21	H	Green Bay	41 59

RPI 26-50			
RPI	S	Opponent	Score
41	A	West Virginia	57 90

RPI 51-100				Team's RPI: 60	
RPI	S	Opponent	Score		
117	H	Akron	80 71		
123	H	Detroit	58 53		
132	A	IUPUI	58 57		
156	A	Miami (OH)	76 56		
161	A	Cincinnati	46 57		
165	A	Northern Ky.	64 66		
199	A	Wright St.	66 47		
199	H	Wright St.	64 54		
206	H	Bucknell	69 51		
208	A	Loyola Chicago	59 67		
208	H	Loyola Chicago	75 38		
215	H	Stony Brook	76 43		
221	A	VCU	58 45		
225	A	Pittsburgh	64 50		
235	A	Cleveland St.	72 63		
235	H	Cleveland St.	73 69		
237	A	Milwaukee	58 56		
237	H	Milwaukee	67 50		
247	H	Bryant	75 59		
249	A	Valparaiso	59 67		
266	A	Buffalo	60 50		
273	A	Ill.-Chicago	67 54		
273	H	Ill.-Chicago	79 66		

LAST 12 Division I GAMES:					
199	H	Wright St.	64	54	
273	H	Ill.-Chicago	79	66	
208	A	Loyola Chicago	59	67	
235	H	Cleveland St.	73	69	
21	A	Green Bay	46	60	
237	A	Milwaukee	58	56	
123	H	Detroit	58	53	
199	A	Wright St.	66	47	
273	A	Ill.-Chicago	67	54	
208	H	Loyola Chicago	75	38	
235	A	Cleveland St.	72	63	
21	H	Green Bay	41	59	

Non-Div I Games: Wilmington (OH) 83 52

Youngstown St.

Loss, Non-Conf, S Site, H Home A Away N Neutral