

Average RPI Win:	239	WON-LOST	WINNING	LAST 12	STRENGTH OF	OPP. STRENGTH	TEAM	ADJ.	CONF.	ADJ CONF.
Average RPI Loss:	188	RECORD	PCT. RANK	GAMES	SCHEDULE	OF SCHEDULE	RPI	RPI	RPI	RPI
DIV. I ONLY	4- 25	331	3- 9	262	303	328	328	20	20	
DIV. I NON-CONF.	1- 10	325	0- 0	268	294	339	339	20	20	
TOTALS	RPI 1-25	RPI 26-50	W-L RECORDS	RPI 51-100	RPI 101-150	RPI 150+				
4- 25	0- 1	0- 0	OVERALL	0- 3	0- 5	4- 16				
2- 12	0- 0	0- 0	HOME	0- 1	0- 2	2- 9				
2- 12	0- 1	0- 0	AWAY	0- 1	0- 3	2- 7				
0- 1	0- 0	0- 0	NEUTRAL	0- 1	0- 0	0- 0				
1- 10	0- 1	0- 0	NON-CONFERENCE	0- 1	0- 1	1- 7				
1- 4	0- 0	0- 0	HOME	0- 0	0- 0	1- 4				
0- 5	0- 1	0- 0	AWAY	0- 0	0- 1	0- 3				
0- 1	0- 0	0- 0	NEUTRAL	0- 1	0- 0	0- 0				
3- 15	0- 0	0- 0	CONFERENCE	0- 2	0- 4	3- 9				
1- 8	0- 0	0- 0	HOME	0- 1	0- 2	1- 5				
2- 7	0- 0	0- 0	AWAY	0- 1	0- 2	2- 4				
0- 0	0- 0	0- 0	NEUTRAL	0- 0	0- 0	0- 0				

RPI	S	Opponent	Score	RPI	S	Opponent	Score	RPI	S	Opponent	Score	RPI	S	Opponent	Score	Team's RPI: 328
25	A	Colorado	48 75					93	A	Oral Roberts	59 81	111	A	Sam Houston St.	46 65	
								93	H	Oral Roberts	41 58	111	H	Sam Houston St.	53 68	
								95	N	Auburn	57 72	125	A	Texas	30 79	
												137	A	Lamar	37 44	
												137	H	Lamar	46 68	
												153	A	McNeese St.	39 68	
												153	H	McNeese St.	60 59	
												156	A	Nicholls St.	53 70	
												156	H	Nicholls St.	51 60	
												188	A	TCU	38 69	
												191	H	Indiana	47 58	
												194	H	Belmont	54 75	
												206	A	Stephen F. Austin	52 58	
												206	H	Stephen F. Austin	47 66	
												243	A	UTSA	40 52	
												249	A	Central Ark.	60 58	
												249	H	Central Ark.	40 55	
												265	H	Cornell	52 49	
												290	A	Northwestern St.	51 49	
												290	H	Northwestern St.	58 68	
												294	A	Southeastern La.	54 66	
												294	H	Southeastern La.	68 72	
												303	H	Texas St.	51 69	
												320	A	Tex.-Pan American	65 77	
												320	H	Tex.-Pan American	45 49	
LAST 12 Division I GAMES:																
206	A	Stephen F. Austin	52 58	249	A	Central Ark.	60 58									
290	A	Northwestern St.	51 49	153	H	McNeese St.	60 59									
156	H	Nicholls St.	51 60	137	H	Lamar	46 68									
294	H	Southeastern La.	68 72	111	H	Sam Houston St.	53 68									
290	H	Northwestern St.	58 68	294	A	Southeastern La.	54 66									
93	A	Oral Roberts	59 81	156	A	Nicholls St.	53 70									

Non-Div I Games:

A&M-Corpus Christi

■ Loss,
 ■ Non-Conf, S Site,
 ■ Home
 ■ Away
 N Neutral

Air Force

Through Games Of Sunday, March 17, 2013

Average RPI Win:	279	WON-LOST	WINNING	LAST 12	STRENGTH OF	OPP. STRENGTH	TEAM	ADJ.	CONF.	ADJ CONF.
Average RPI Loss:	167	RECORD	PCT. RANK	GAMES	SCHEDULE	OF SCHEDULE	RPI	RPI	RPI	RPI
DIV. I ONLY	4- 26	332	2- 10	158	238	323	323	17	17	
DIV. I NON-CONF.	1- 12	332	0- 0	124	322	321	321	16	16	
TOTALS	RPI 1-25	RPI 26-50	W-L RECORDS	RPI 51-100	RPI 101-150	RPI 150+				
4- 26	0- 1	0- 2	OVERALL	0- 6	0- 2	4- 15				
4- 10	0- 0	0- 1	HOME	0- 3	0- 1	4- 5				
0- 14	0- 1	0- 1	AWAY	0- 3	0- 1	0- 8				
0- 2	0- 0	0- 0	NEUTRAL	0- 0	0- 0	0- 2				
1- 12	0- 1	0- 0	NON-CONFERENCE	0- 2	0- 2	1- 7				
1- 5	0- 0	0- 0	HOME	0- 1	0- 1	1- 3				
0- 6	0- 1	0- 0	AWAY	0- 1	0- 1	0- 3				
0- 1	0- 0	0- 0	NEUTRAL	0- 0	0- 0	0- 1				
3- 14	0- 0	0- 2	CONFERENCE	0- 4	0- 0	3- 8				
3- 5	0- 0	0- 1	HOME	0- 2	0- 0	3- 2				
0- 8	0- 0	0- 1	AWAY	0- 2	0- 0	0- 5				
0- 1	0- 0	0- 0	NEUTRAL	0- 0	0- 0	0- 1				

RPI 1-25				RPI 26-50				RPI 51-100				RPI 101+				Team's RPI: 323	
RPI	S	Opponent	Score	RPI	S	Opponent	Score	RPI	S	Opponent	Score	RPI	S	Opponent	Score		
24	A	Iowa St.	35 83	45	A	San Diego St.	46 68	67	H	San Diego	43 74	102	H	Navy	36 60		
				45	H	San Diego St.	55 73	74	A	Wyoming	63 88	132	A	Idaho St.	51 83		
								74	H	Wyoming	48 86	157	H	Army	68 72		
								76	A	Fresno St.	47 60	183	A	New Mexico	59 65		
								76	H	Fresno St.	55 80	183	H	New Mexico	67 72		
								92	A	Northern Colo.	44 68	190	N	Penn	39 61		
												214	A	Longwood	63 68		
												217	A	Denver	73 77		
												220	A	Colorado St.	60 67		
												220	H	Colorado St.	44 64		
												242	A	North Dakota	42 76		
												260	A	UNLV	53 80		
												260	H	UNLV	81 69		
												275	A	Boise St.	65 66		
												275	H	Boise St.	77 72		
												285	H	UMKC	58 66		
												287	H	CSU Bakersfield	82 78		
												292	A	Nevada	54 67		
												292	H	Nevada	63 56		
												292	N	Nevada	66 80		
												299	H	Utah Valley	60 70		
LAST 12 Division I GAMES:																	
				292	N	Nevada	66 80	220	A	Colorado St.	60 67						
				183	A	New Mexico	59 65	260	A	UNLV	53 80						
				45	H	San Diego St.	55 73	292	H	Nevada	63 56						
				76	H	Fresno St.	55 80	183	H	New Mexico	67 72						
				74	A	Wyoming	63 88	45	A	San Diego St.	46 68						
				275	H	Boise St.	77 72	76	A	Fresno St.	47 60						

Non-Div I Games:

Air Force

■ Loss,
 ■ Non-Conf, S Site,
 ■ Home
 ■ Away
 N Neutral

Average RPI Win:	249	WON-LOST	WINNING	LAST 12	STRENGTH OF	OPP. STRENGTH	TEAM	ADJ.	CONF.	ADJ CONF.
Average RPI Loss:	102	RECORD	PCT. RANK	GAMES	SCHEDULE	OF SCHEDULE	RPI	RPI	RPI	RPI
DIV. I ONLY	22- 9	55	10- 2	291	199	113	113	18	18	
DIV. I NON-CONF.	8- 4	84	0- 0	294	199	154	154	19	19	
TOTALS	RPI 1-25	RPI 26-50	W-L RECORDS	RPI 51-100	RPI 101-150	RPI 150+				
22- 9	0- 1	0- 3	OVERALL	0- 1	1- 2	21- 2				
10- 3	0- 1	0- 1	HOME	0- 0	1- 0	9- 1				
10- 5	0- 0	0- 1	AWAY	0- 1	0- 2	10- 1				
2- 1	0- 0	0- 1	NEUTRAL	0- 0	0- 0	2- 0				
8- 4	0- 1	0- 0	NON-CONFERENCE	0- 1	0- 1	8- 1				
3- 2	0- 1	0- 0	HOME	0- 0	0- 0	3- 1				
5- 2	0- 0	0- 0	AWAY	0- 1	0- 1	5- 0				
0- 0	0- 0	0- 0	NEUTRAL	0- 0	0- 0	0- 0				
14- 5	0- 0	0- 3	CONFERENCE	0- 0	1- 1	13- 1				
7- 1	0- 0	0- 1	HOME	0- 0	1- 0	6- 0				
5- 3	0- 0	0- 1	AWAY	0- 0	0- 1	5- 1				
2- 1	0- 0	0- 1	NEUTRAL	0- 0	0- 0	2- 0				

RPI 1-25				RPI 26-50				RPI 51-100				RPI 101+ Team's RPI: 113			
RPI	S	Opponent	Score	RPI	S	Opponent	Score	RPI	S	Opponent	Score	RPI	S	Opponent	Score
13	H	Dayton	59 90	46	H	Toledo	65 77	81	A	Youngstown St.	71 80	107	A	Saint Francis (PA)	73 74
				50	A	Central Mich.	69 92					108	A	Bowling Green	61 74
				50	N	Central Mich.	68 86					108	H	Bowling Green	68 63
												166	A	Tennessee Tech	78 67
												174	A	Miami (OH)	84 77
												174	H	Miami (OH)	71 65
												180	H	Ball St.	64 52
												180	N	Ball St.	70 61
												181	H	Cincinnati	67 54
												205	H	Wright St.	71 73
												207	A	Providence	81 78
												247	H	Bryant	78 56
												248	H	Eastern Mich.	82 81
												257	A	Western Mich.	77 84
												258	A	Buffalo	77 60
												258	H	Buffalo	75 57
												258	N	Buffalo	83 79
												268	H	Canisius	81 72
												284	A	Northern Ill.	63 52
												291	A	George Mason	65 49
												321	A	Ohio	81 54
												321	H	Ohio	98 82
												333	A	Saint Peter's	103 57
												338	A	Kent St.	77 71
												338	H	Kent St.	93 58
												343	A	Chicago St.	86 45
LAST 12 Division I GAMES:															
				50	N	Central Mich.	68 86	338	A	Kent St.	77 71				
				180	N	Ball St.	70 61	108	A	Bowling Green	61 74				
				258	N	Buffalo	83 79	180	H	Ball St.	64 52				
				258	A	Buffalo	77 60	174	A	Miami (OH)	84 77				
				174	H	Miami (OH)	71 65	248	H	Eastern Mich.	82 81				
				321	H	Ohio	98 82	258	H	Buffalo	75 57				

Non-Div I Games: Hiram 83 24

Akron

■ Loss,
 ■ Non-Conf, S Site,
 ■ Home
 ■ Away
 N Neutral

Average RPI Win:	226	WON-LOST	WINNING	LAST 12	STRENGTH OF	OPP. STRENGTH	TEAM	ADJ.	CONF.	ADJ CONF.
Average RPI Loss:	70	RECORD	PCT. RANK	GAMES	SCHEDULE	OF SCHEDULE	RPI	RPI	RPI	RPI
DIV. I ONLY	13- 18	211	1- 11	98	71	175	175	3	3	
DIV. I NON-CONF.	10- 3	50	0- 0	315	268	168	168	6	6	
TOTALS	RPI 1-25	RPI 26-50	W-L RECORDS	RPI 51-100	RPI 101-150	RPI 150+				
13- 18	0- 7	0- 3	OVERALL	2- 5	1- 1	10- 2				
6- 9	0- 3	0- 2	HOME	2- 3	0- 0	4- 1				
4- 8	0- 3	0- 1	AWAY	0- 2	1- 1	3- 1				
3- 1	0- 1	0- 0	NEUTRAL	0- 0	0- 0	3- 0				
10- 3	0- 0	0- 1	NON-CONFERENCE	1- 0	1- 1	8- 1				
5- 2	0- 0	0- 1	HOME	1- 0	0- 0	4- 1				
3- 1	0- 0	0- 0	AWAY	0- 0	1- 1	2- 0				
2- 0	0- 0	0- 0	NEUTRAL	0- 0	0- 0	2- 0				
3- 15	0- 7	0- 2	CONFERENCE	1- 5	0- 0	2- 1				
1- 7	0- 3	0- 1	HOME	1- 3	0- 0	0- 0				
1- 7	0- 3	0- 1	AWAY	0- 2	0- 0	1- 1				
1- 1	0- 1	0- 0	NEUTRAL	0- 0	0- 0	1- 0				

RPI 1-25				RPI 26-50				RPI 51-100				RPI 101+ Team's RPI: 175			
RPI	S	Opponent	Score	RPI	S	Opponent	Score	RPI	S	Opponent	Score	RPI	S	Opponent	Score
7	A	Tennessee	69 96	29	H	Vanderbilt	58 67	72	A	Florida	54 87	124	A	Wisconsin	50 69
8	H	Kentucky	70 87	34	A	LSU	42 76	72	H	Florida	61 67	148	A	Hawaii	44 43
10	A	Texas A&M	52 91	37	H	Chattanooga	58 72	78	H	Arkansas	80 91	181	N	Cincinnati	58 47
17	H	South Carolina	53 65					95	A	Auburn	53 70	184	A	Houston	83 74
17	N	South Carolina	35 77					95	H	Auburn	61 51	196	A	Mississippi St.	51 75
19	A	Georgia	59 65					97	H	Missouri	64 88	196	N	Mississippi St.	63 36
19	H	Georgia	83 95					100	H	Virginia	73 70	227	H	North Texas	88 83
												244	A	Ole Miss	83 75
												294	H	Southeastern La.	97 62
												297	A	Troy	80 71
												317	N	LIU Brooklyn	80 58
												319	H	Ark.-Pine Bluff	79 60
												324	H	Wofford	52 58
												342	H	Jacksonville St.	80 43
LAST 12 Division I GAMES:															
17	N	South Carolina	35 77	95	A	Auburn	53 70								
196	N	Mississippi St.	63 36	78	H	Arkansas	80 91								
97	H	Missouri	64 88	17	H	South Carolina	53 65								
34	A	LSU	42 76	72	A	Florida	54 87								
72	H	Florida	61 67	19	A	Georgia	59 65								
196	A	Mississippi St.	51 75	29	H	Vanderbilt	58 67								

Non-Div I Games:

Alabama

■ Loss,
 ■ Non-Conf, S Site,
 ■ Home
 ■ Away
 N Neutral

Average RPI Win:	306	WON-LOST	WINNING	LAST 12	STRENGTH OF	OPP. STRENGTH	TEAM	ADJ.	CONF.	ADJ CONF.
Average RPI Loss:	207	RECORD	PCT. RANK	GAMES	SCHEDULE	OF SCHEDULE	RPI	RPI	RPI	RPI
DIV. I ONLY	8- 20	290	3- 9	310	334	316	316	32	32	
DIV. I NON-CONF.	0- 9	337	0- 0	99	115	310	310	32	32	
TOTALS	RPI 1-25	RPI 26-50	W-L RECORDS	RPI 51-100	RPI 101-150	RPI 150+				
8- 20	0- 1	0- 0	OVERALL	0- 2	0- 3	8- 14				
4- 7	0- 0	0- 0	HOME	0- 0	0- 1	4- 6				
4- 10	0- 0	0- 0	AWAY	0- 0	0- 0	4- 2				
0- 3	0- 1	0- 0	NEUTRAL	0- 0	0- 1	0- 1				
0- 9	0- 1	0- 0	NON-CONFERENCE	0- 2	0- 3	0- 3				
0- 2	0- 0	0- 0	HOME	0- 0	0- 1	0- 1				
0- 5	0- 0	0- 0	AWAY	0- 2	0- 1	0- 2				
0- 2	0- 1	0- 0	NEUTRAL	0- 0	0- 1	0- 0				
8- 11	0- 0	0- 0	CONFERENCE	0- 0	0- 0	8- 11				
4- 5	0- 0	0- 0	HOME	0- 0	0- 0	4- 5				
4- 5	0- 0	0- 0	AWAY	0- 0	0- 0	4- 5				
0- 1	0- 0	0- 0	NEUTRAL	0- 0	0- 0	0- 1				

RPI 1-25				RPI 26-50				RPI 51-100				RPI 101+ Team's RPI: 316			
RPI	S	Opponent	Score	RPI	S	Opponent	Score	RPI	S	Opponent	Score	RPI	S	Opponent	Score
2	N	Notre Dame	39 100					58	A	Kansas	59 76	127	H	UAB	53 72
								95	A	Auburn	44 93	128	A	Memphis	57 80
												135	N	Old Dominion	46 75
												179	A	Texas Southern	50 54
												179	H	Texas Southern	56 72
												195	A	Prairie View	59 68
												195	H	Prairie View	39 54
												235	A	Mississippi Val.	67 58
												235	H	Mississippi Val.	45 51
												235	N	Mississippi Val.	60 63
												240	A	Murray St.	54 69
												260	A	UNLV	62 67
												279	A	Southern U.	64 47
												279	H	Southern U.	63 76
												307	A	Jackson St.	45 52
												307	H	Jackson St.	66 48
												308	A	Grambling	67 70
												308	H	Grambling	78 56
												310	H	Austin Peay	54 67
												319	A	Ark.-Pine Bluff	73 62
												319	H	Ark.-Pine Bluff	59 48
												334	A	Alabama St.	66 73
												334	H	Alabama St.	67 69
												340	A	Alcorn	55 44
												340	H	Alcorn	64 44
LAST 12 Division I GAMES:															
				235	N	Mississippi Val.	60 63					340	A	Alcorn	55 44
				307	A	Jackson St.	45 52					334	A	Alabama St.	66 73
				308	A	Grambling	67 70					319	H	Ark.-Pine Bluff	59 48
				195	H	Prairie View	39 54					235	H	Mississippi Val.	45 51
				179	H	Texas Southern	56 72					195	A	Prairie View	59 68
				279	A	Southern U.	64 47					179	A	Texas Southern	50 54

Non-Div I Games: Miles 62 51

Alabama A&M

■ Loss,
 ■ Non-Conf,
 ■ S Site,
 ■ H Home
 ■ A Away
 N Neutral

Average RPI Win:	321	WON-LOST	WINNING	LAST 12	STRENGTH OF	OPP. STRENGTH	TEAM	ADJ.	CONF.	ADJ CONF.
Average RPI Loss:	220	RECORD	PCT. RANK	GAMES	SCHEDULE	OF SCHEDULE	RPI	RPI	RPI	RPI
DIV. I ONLY	7- 21	306	3- 9	334	338	334	334	32	32	
DIV. I NON-CONF.	0- 9	337	0- 0	175	244	333	333	32	32	
TOTALS	RPI 1-25	RPI 26-50	W-L RECORDS	RPI 51-100	RPI 101-150	RPI 150+				
7- 21	0- 1	0- 0	OVERALL	0- 1	0- 2	7- 17				
5- 5	0- 0	0- 0	HOME	0- 0	0- 0	5- 5				
2- 13	0- 1	0- 0	AWAY	0- 1	0- 1	2- 10				
0- 3	0- 0	0- 0	NEUTRAL	0- 0	0- 1	0- 2				
0- 9	0- 1	0- 0	NON-CONFERENCE	0- 1	0- 2	0- 5				
0- 1	0- 0	0- 0	HOME	0- 0	0- 0	0- 1				
0- 6	0- 1	0- 0	AWAY	0- 1	0- 1	0- 3				
0- 2	0- 0	0- 0	NEUTRAL	0- 0	0- 1	0- 1				
7- 12	0- 0	0- 0	CONFERENCE	0- 0	0- 0	7- 12				
5- 4	0- 0	0- 0	HOME	0- 0	0- 0	5- 4				
2- 7	0- 0	0- 0	AWAY	0- 0	0- 0	2- 7				
0- 1	0- 0	0- 0	NEUTRAL	0- 0	0- 0	0- 1				

RPI 1-25				RPI 26-50				RPI 51-100				RPI 101+ Team's RPI: 334			
RPI	S	Opponent	Score	RPI	S	Opponent	Score	RPI	S	Opponent	Score	RPI	S	Opponent	Score
24	A	Iowa St.	47 86					95	A	Auburn	43 80	127	N	UAB	41 74
												149	A	Mercer	55 65
												156	H	Nicholls St.	46 57
												179	A	Texas Southern	40 74
												179	H	Texas Southern	52 64
												190	N	Penn	37 52
												195	A	Prairie View	53 63
												195	H	Prairie View	45 48
												230	A	Samford	19 49
												235	A	Mississippi Val.	63 67
												235	H	Mississippi Val.	48 53
												279	A	Southern U.	44 55
												279	H	Southern U.	44 57
												297	A	Troy	88 90
												307	A	Jackson St.	67 70
												307	H	Jackson St.	76 62
												308	A	Grambling	64 68
												308	H	Grambling	68 60
												308	N	Grambling	56 80
												316	A	Alabama A&M	69 67
												316	H	Alabama A&M	73 66
												319	A	Ark.-Pine Bluff	63 68
												319	H	Ark.-Pine Bluff	66 63
												330	A	Savannah St.	48 60
												340	A	Alcorn	60 53
												340	H	Alcorn	54 46
LAST 12 Division I GAMES:															
				308	N	Grambling	56 80					279	A	Southern U.	44 55
				308	A	Grambling	64 68					316	H	Alabama A&M	73 66
				307	A	Jackson St.	67 70					235	H	Mississippi Val.	48 53
				179	H	Texas Southern	52 64					319	H	Ark.-Pine Bluff	66 63
				195	H	Prairie View	45 48					179	A	Texas Southern	40 74
				340	A	Alcorn	60 53					195	A	Prairie View	53 63

Non-Div I Games: Mobile 72 55 Oakwood 105 30

Alabama St.

■ Loss,
 ■ Non-Conf,
 ■ S Site,
 ■ Home
 ■ A Away
 N Neutral

Albany (NY)

Through Games Of Sunday, March 17, 2013

Average RPI Win: 237	WON-LOST	WINNING	LAST 12	STRENGTH OF	OPP. STRENGTH	TEAM	ADJ.	CONF.	ADJ CONF.
Average RPI Loss: 68	RECORD	PCT. RANK	GAMES	SCHEDULE	OF SCHEDULE	RPI	RPI	RPI	RPI
DIV. I ONLY	27- 3	11	12- 0	280	241	59	59	21	21
DIV. I NON-CONF.	9- 3	55	0- 0	279	243	113	113	24	24
TOTALS	RPI 1-25	RPI 26-50	W-L RECORDS	RPI 51-100	RPI 101-150	RPI 150+			
27- 3	0- 1	0- 0	OVERALL	5- 1	0- 1	22- 0			
13- 1	0- 0	0- 0	HOME	3- 1	0- 0	10- 0			
13- 1	0- 0	0- 0	AWAY	2- 0	0- 0	11- 0			
1- 1	0- 0	0- 0	NEUTRAL	0- 0	0- 1	1- 0			
9- 3	0- 1	0- 0	NON-CONFERENCE	0- 1	0- 1	9- 0			
3- 1	0- 0	0- 0	HOME	0- 1	0- 0	3- 0			
5- 1	0- 1	0- 0	AWAY	0- 0	0- 0	5- 0			
1- 1	0- 0	0- 0	NEUTRAL	0- 0	0- 1	1- 0			
18- 0	0- 0	0- 0	CONFERENCE	5- 0	0- 0	13- 0			
10- 0	0- 0	0- 0	HOME	3- 0	0- 0	7- 0			
8- 0	0- 0	0- 0	AWAY	2- 0	0- 0	6- 0			
0- 0	0- 0	0- 0	NEUTRAL	0- 0	0- 0	0- 0			

RPI 1-25				RPI 26-50				RPI 51-100 Team's RPI: 59				RPI 101+			
RPI	S	Opponent	Score	RPI	S	Opponent	Score	RPI	S	Opponent	Score	RPI	S	Opponent	Score
23	A	Michigan St.	35 67					57	A	Boston U.	57 50	111	N	Sam Houston St.	68 71
								57	H	Boston U.	79 72	210	A	La Salle	75 36
								70	H	Fordham	43 60	223	A	Stony Brook	68 35
								98	A	Hartford	69 55	223	H	Stony Brook	60 49
								98	H	Hartford	55 48	238	A	New Hampshire	55 46
								98	H	Hartford	61 52	238	H	New Hampshire	71 57
												238	H	New Hampshire	78 43
												256	A	Siena	65 48
												257	A	Western Mich.	68 54
												263	H	Dartmouth	62 49
												268	A	Canisius	65 43
												268	N	Canisius	67 47
												272	H	NJIT	76 41
												273	A	Delaware St.	79 57
												288	A	UMBC	87 33
												288	H	UMBC	85 41
												295	A	Vermont	68 52
												295	H	Vermont	59 32
												312	A	Binghamton	72 47
												312	H	Binghamton	69 41
												317	H	LIU Brooklyn	67 50
												326	A	Maine	86 54
												326	H	Maine	71 39
LAST 12 Division I GAMES:															
				98	H	Hartford	61 52	98	A	Hartford	69 55				
				238	H	New Hampshire	71 57	326	A	Maine	86 54				
				223	H	Stony Brook	60 49	288	H	UMBC	85 41				
				238	A	New Hampshire	55 46	312	H	Binghamton	69 41				
				295	A	Vermont	68 52	223	A	Stony Brook	68 35				
				57	H	Boston U.	79 72	295	H	Vermont	59 32				

Non-Div I Games:

Albany (NY)

Loss, Non-Conf, S Site, H Home A Away N Neutral

Average RPI Win: 294	WON-LOST	WINNING	LAST 12	STRENGTH OF	OPP. STRENGTH	TEAM	ADJ.	CONF.	ADJ CONF.
Average RPI Loss: 227	RECORD	PCT. RANK	GAMES	SCHEDULE	OF SCHEDULE	RPI	RPI	RPI	RPI
DIV. I ONLY	2- 26	340	1- 11	306	333	340	340	32	32
DIV. I NON-CONF.	0- 9	337	0- 0	64	76	298	298	32	32
TOTALS	RPI 1-25	RPI 26-50	W-L RECORDS	RPI 51-100	RPI 101-150	RPI 150+			
2- 26	0- 2	0- 0	OVERALL	0- 3	0- 0	2- 21			
0- 11	0- 0	0- 0	HOME	0- 0	0- 0	0- 11			
2- 14	0- 2	0- 0	AWAY	0- 3	0- 0	2- 9			
0- 1	0- 0	0- 0	NEUTRAL	0- 0	0- 0	0- 1			
0- 9	0- 2	0- 0	NON-CONFERENCE	0- 3	0- 0	0- 4			
0- 2	0- 0	0- 0	HOME	0- 0	0- 0	0- 2			
0- 7	0- 2	0- 0	AWAY	0- 3	0- 0	0- 2			
0- 0	0- 0	0- 0	NEUTRAL	0- 0	0- 0	0- 0			
2- 17	0- 0	0- 0	CONFERENCE	0- 0	0- 0	2- 17			
0- 9	0- 0	0- 0	HOME	0- 0	0- 0	0- 9			
2- 7	0- 0	0- 0	AWAY	0- 0	0- 0	2- 7			
0- 1	0- 0	0- 0	NEUTRAL	0- 0	0- 0	0- 1			

RPI 1-25				RPI 26-50				RPI 51-100				RPI 101+ Team's RPI: 340			
RPI	S	Opponent	Score	RPI	S	Opponent	Score	RPI	S	Opponent	Score	RPI	S	Opponent	Score
7	A	Tennessee	37 90					51	A	Miami (FL)	53 68	166	A	Tennessee Tech	57 74
8	A	Kentucky	23 90					69	A	SMU	46 76	179	A	Texas Southern	43 70
								99	A	Georgia Tech	49 76	179	H	Texas Southern	45 61
												195	A	Prairie View	59 61
												195	H	Prairie View	52 64
												235	A	Mississippi Val.	57 65
												235	H	Mississippi Val.	61 65
												249	H	Central Ark.	39 47
												279	A	Southern U.	65 54
												279	H	Southern U.	53 64
												290	A	Northwestern St.	50 55
												294	H	Southeastern La.	54 59
												307	A	Jackson St.	56 59
												307	H	Jackson St.	34 40
												308	A	Grambling	71 58
												308	H	Grambling	46 57
												316	A	Alabama A&M	44 64
												316	H	Alabama A&M	44 55
												319	A	Ark.-Pine Bluff	47 50
												319	H	Ark.-Pine Bluff	41 50
												319	N	Ark.-Pine Bluff	46 50
												334	A	Alabama St.	46 54
												334	H	Alabama St.	53 60
LAST 12 Division I GAMES:															
				319	N	Ark.-Pine Bluff	46 50	319	A	Ark.-Pine Bluff	47 50				
				179	A	Texas Southern	43 70	235	A	Mississippi Val.	57 65				
				195	A	Prairie View	59 61	308	H	Grambling	46 57				
				279	A	Southern U.	65 54	307	H	Jackson St.	34 40				
				334	H	Alabama St.	53 60	279	H	Southern U.	53 64				
				316	H	Alabama A&M	44 55	334	A	Alabama St.	46 54				

Non-Div I Games:

Alcorn

■ Loss,
 ■ Non-Conf,
 ■ S Site,
 ■ Home
 ■ A Away
 N Neutral

Average RPI Win: 200	WON-LOST	WINNING	LAST 12	STRENGTH OF	OPP. STRENGTH	TEAM	ADJ.	CONF.	ADJ CONF.
Average RPI Loss: 153	RECORD	PCT. RANK	GAMES	SCHEDULE	OF SCHEDULE	RPI	RPI	RPI	RPI
DIV. I ONLY	15- 14	153	5- 7	116	209	133	133	15	15
DIV. I NON-CONF.	7- 7	160	0- 0	125	239	125	125	17	17
TOTALS	RPI 1-25	RPI 26-50	W-L RECORDS	RPI 51-100	RPI 101-150	RPI 150+			
15- 14	0- 1	0- 0	OVERALL	1- 3	2- 3	12- 7			
8- 5	0- 0	0- 0	HOME	0- 2	1- 1	7- 2			
7- 9	0- 1	0- 0	AWAY	1- 1	1- 2	5- 5			
0- 0	0- 0	0- 0	NEUTRAL	0- 0	0- 0	0- 0			
7- 7	0- 1	0- 0	NON-CONFERENCE	1- 3	1- 0	5- 3			
3- 2	0- 0	0- 0	HOME	0- 2	0- 0	3- 0			
4- 5	0- 1	0- 0	AWAY	1- 1	1- 0	2- 3			
0- 0	0- 0	0- 0	NEUTRAL	0- 0	0- 0	0- 0			
8- 7	0- 0	0- 0	CONFERENCE	0- 0	1- 3	7- 4			
5- 3	0- 0	0- 0	HOME	0- 0	1- 1	4- 2			
3- 4	0- 0	0- 0	AWAY	0- 0	0- 2	3- 2			
0- 0	0- 0	0- 0	NEUTRAL	0- 0	0- 0	0- 0			

RPI 1-25				RPI 26-50				RPI 51-100				RPI 101+ Team's RPI: 133			
RPI	S	Opponent	Score	RPI	S	Opponent	Score	RPI	S	Opponent	Score	RPI	S	Opponent	Score
12	A	Maryland	54 94					70	H	Fordham	50 71	102	A	Navy	42 61
								71	A	James Madison	49 65	102	H	Navy	42 52
								79	H	Hampton	58 61	134	A	Elon	69 68
								83	A	Drexel	58 52	147	A	Holy Cross	63 73
												147	H	Holy Cross	67 62
												154	H	George Washington	57 54
												157	A	Army	46 61
												157	H	Army	45 42
												186	A	Bucknell	66 58
												186	H	Bucknell	54 43
												186	H	Bucknell	43 46
												202	A	Mt. St. Mary's	48 46
												204	A	Lehigh	62 56
												204	H	Lehigh	55 71
												219	H	Coppin St.	70 54
												228	A	Lafayette	47 49
												228	H	Lafayette	69 52
												234	A	Loyola Maryland	53 55
												237	A	Colgate	69 44
												237	H	Colgate	54 45
												257	A	Western Mich.	53 57
												288	H	UMBC	85 57
												293	A	Oakland	60 70
												332	A	UMES	61 53
LAST 12 Division I GAMES:															
186	H	Bucknell	43 46	204	H	Lehigh	55 71								
228	H	Lafayette	69 52	237	A	Colgate	69 44								
186	H	Bucknell	54 43	228	A	Lafayette	47 49								
157	A	Army	46 61	186	A	Bucknell	66 58								
102	H	Navy	42 52	157	H	Army	45 42								
147	A	Holy Cross	63 73	102	A	Navy	42 61								

Non-Div I Games:

American

■ Loss,
 ■ Non-Conf, S Site,
 ■ Home
 ■ Away
 N Neutral

Average RPI Win:	260	WON-LOST	WINNING	LAST 12	STRENGTH OF	OPP. STRENGTH	TEAM	ADJ.	CONF.	ADJ CONF.
Average RPI Loss:	108	RECORD	PCT. RANK	GAMES	SCHEDULE	OF SCHEDULE	RPI	RPI	RPI	RPI
DIV. I ONLY	19- 10	85	7- 5	246	253	116	116	22	22	
DIV. I NON-CONF.	5- 2	70	0- 0	306	145	101	101	26	26	
TOTALS	RPI 1-25	RPI 26-50	W-L RECORDS	RPI 51-100	RPI 101-150	RPI 150+				
19- 10	0- 0	0- 3	OVERALL	0- 3	1- 2	18- 2				
8- 3	0- 0	0- 1	HOME	0- 1	1- 0	7- 1				
8- 6	0- 0	0- 1	AWAY	0- 2	0- 2	8- 1				
3- 1	0- 0	0- 1	NEUTRAL	0- 0	0- 0	3- 0				
5- 2	0- 0	0- 0	NON-CONFERENCE	0- 1	0- 1	5- 0				
1- 0	0- 0	0- 0	HOME	0- 0	0- 0	1- 0				
2- 2	0- 0	0- 0	AWAY	0- 1	0- 1	2- 0				
2- 0	0- 0	0- 0	NEUTRAL	0- 0	0- 0	2- 0				
14- 8	0- 0	0- 3	CONFERENCE	0- 2	1- 1	13- 2				
7- 3	0- 0	0- 1	HOME	0- 1	1- 0	6- 1				
6- 4	0- 0	0- 1	AWAY	0- 1	0- 1	6- 1				
1- 1	0- 0	0- 1	NEUTRAL	0- 0	0- 0	1- 0				

RPI 1-25			RPI 26-50			RPI 51-100			RPI 101+ Team's RPI: 116		
RPI	S	Opponent	Score	RPI	S	Opponent	Score	RPI	S	Opponent	Score
				37	A	Chattanooga	55 59	55	A	West Virginia	67 72
				37	H	Chattanooga	45 69	88	A	Davidson	49 65
				37	N	Chattanooga	67 72	88	H	Davidson	49 56
LAST 12 Division I GAMES:											
				37	N	Chattanooga	67 72	173	H	Col. of Charleston	74 65
				173	N	Col. of Charleston	74 60	322	A	Western Caro.	63 32
				230	H	Samford	60 63	324	H	Wofford	77 50
				37	H	Chattanooga	45 69	252	H	Furman	68 58
				314	A	UNC Greensboro	77 46	88	H	Davidson	49 56
				134	A	Elon	58 75	305	A	Ga. Southern	67 54
								322	H	Western Caro.	77 46
								324	A	Wofford	68 65
								324	H	Wofford	77 50
								325	N	Norfolk St.	68 61

Non-Div I Games: Lees-McRae 91 54

Appalachian St.

■ Loss,
 ■ Non-Conf, S Site,
 ■ Home
 ■ Away
 N Neutral

Average RPI Win:	204	WON-LOST	WINNING	LAST 12	STRENGTH OF	OPP. STRENGTH	TEAM	ADJ.	CONF.	ADJ CONF.
Average RPI Loss:	88	RECORD	PCT. RANK	GAMES	SCHEDULE	OF SCHEDULE	RPI	RPI	RPI	RPI
DIV. I ONLY	12- 18	221	1- 11	103	75	177	177	6	6	
DIV. I NON-CONF.	8- 3	61	0- 0	206	273	98	98	5	5	
TOTALS	RPI 1-25	RPI 26-50	W-L RECORDS	RPI 51-100	RPI 101-150	RPI 150+				
12- 18	0- 6	0- 0	OVERALL	0- 4	3- 3	9- 5				
5- 8	0- 2	0- 0	HOME	0- 2	2- 1	3- 3				
6- 8	0- 4	0- 0	AWAY	0- 1	1- 1	5- 2				
1- 2	0- 0	0- 0	NEUTRAL	0- 1	0- 1	1- 0				
8- 3	0- 0	0- 0	NON-CONFERENCE	0- 2	1- 0	7- 1				
3- 1	0- 0	0- 0	HOME	0- 1	1- 0	2- 0				
4- 1	0- 0	0- 0	AWAY	0- 0	0- 0	4- 1				
1- 1	0- 0	0- 0	NEUTRAL	0- 1	0- 0	1- 0				
4- 15	0- 6	0- 0	CONFERENCE	0- 2	2- 3	2- 4				
2- 7	0- 2	0- 0	HOME	0- 1	1- 1	1- 3				
2- 7	0- 4	0- 0	AWAY	0- 1	1- 1	1- 1				
0- 1	0- 0	0- 0	NEUTRAL	0- 0	0- 1	0- 0				

RPI	S	Opponent	Score	RPI	S	Opponent	Score	RPI	S	Opponent	Score	RPI	S	Opponent	Score	Team's RPI: 177
3	A	Stanford	43 73					73	H	BYU	48 62	105	A	Utah	62 58	
9	A	California	86 91					86	A	Washington	65 76	105	H	Utah	61 52	
11	A	UCLA	57 73					86	H	Washington	65 74	105	N	Utah	48 66	
11	H	UCLA	57 68					91	N	UTEP	53 64	109	A	Southern California	57 74	
25	A	Colorado	36 79									109	H	Southern California	62 74	
25	H	Colorado	42 55									145	H	Cal St. Northridge	53 46	
												152	A	Washington St.	71 65	
												152	H	Washington St.	50 60	
												160	A	Arizona St.	58 59	
												160	H	Arizona St.	77 81	
												171	A	Long Beach St.	61 71	
												179	N	Texas Southern	65 59	
												183	A	New Mexico	58 53	
												192	H	Oregon St.	48 57	
												214	H	Longwood	86 68	
												227	A	North Texas	71 66	
												259	H	Oregon	100 68	
												260	A	UNLV	83 82	
												287	A	CSU Bakersfield	71 50	
												335	H	Weber St.	81 49	
LAST 12 Division I GAMES:																
105	N	Utah	48 66	25	H	Colorado	42 55									
11	H	UCLA	57 68	9	A	California	86 91									
109	H	Southern California	62 74	3	A	Stanford	43 73									
160	A	Arizona St.	58 59	152	H	Washington St.	50 60									
160	H	Arizona St.	77 81	86	H	Washington	65 74									
105	H	Utah	61 52	109	A	Southern California	57 74									

Non-Div I Games:

Arizona

Loss, Non-Conf, S Site, H Home A Away N Neutral

Average RPI Win:	167	WON-LOST	WINNING	LAST 12	STRENGTH OF	OPP. STRENGTH	TEAM	ADJ.	CONF.	ADJ CONF.
Average RPI Loss:	72	RECORD	PCT. RANK	GAMES	SCHEDULE	OF SCHEDULE	RPI	RPI	RPI	RPI
DIV. I ONLY	13- 18	211	2- 10	85	48	160	160	6	6	
DIV. I NON-CONF.	8- 4	84	0- 0	107	33	80	80	5	5	
TOTALS	RPI 1-25	RPI 26-50	W-L RECORDS	RPI 51-100	RPI 101-150	RPI 150+				
13- 18	0- 7	0- 1	OVERALL	2- 3	4- 4	7- 3				
7- 8	0- 3	0- 1	HOME	1- 1	1- 2	5- 1				
4- 8	0- 4	0- 0	AWAY	0- 2	2- 1	2- 1				
2- 2	0- 0	0- 0	NEUTRAL	1- 0	1- 1	0- 1				
8- 4	0- 1	0- 1	NON-CONFERENCE	2- 1	3- 1	3- 0				
4- 2	0- 1	0- 1	HOME	1- 0	1- 0	2- 0				
2- 1	0- 0	0- 0	AWAY	0- 1	1- 0	1- 0				
2- 1	0- 0	0- 0	NEUTRAL	1- 0	1- 1	0- 0				
5- 14	0- 6	0- 0	CONFERENCE	0- 2	1- 3	4- 3				
3- 6	0- 2	0- 0	HOME	0- 1	0- 2	3- 1				
2- 7	0- 4	0- 0	AWAY	0- 1	1- 1	1- 1				
0- 1	0- 0	0- 0	NEUTRAL	0- 0	0- 0	0- 1				

RPI 1-25				RPI 26-50				RPI 51-100				RPI 101+ Team's RPI: 160			
RPI	S	Opponent	Score	RPI	S	Opponent	Score	RPI	S	Opponent	Score	RPI	S	Opponent	Score
3	A	Stanford	45 69	48	H	Texas Tech	49 61	67	H	San Diego	72 39	105	A	Utah	46 66
9	A	California	53 66					72	N	Florida	74 58	105	H	Utah	46 54
11	A	UCLA	50 54					86	A	Washington	74 77	109	A	Southern California	60 53
11	H	UCLA	50 58					86	H	Washington	61 74	109	H	Southern California	60 67
13	H	Dayton	59 65					91	A	UTEP	54 60	112	N	North Carolina St.	68 72
25	A	Colorado	43 57									121	A	Boston College	68 59
25	H	Colorado	63 71									129	N	UNI	66 63
												132	H	Idaho St.	60 53
												152	A	Washington St.	65 77
												152	H	Washington St.	43 54
												152	N	Washington St.	41 48
												177	A	Arizona	81 77
												177	H	Arizona	59 58
												192	H	Oregon St.	66 55
												207	A	Providence	67 58
												214	H	Longwood	62 50
												259	H	Oregon	60 45
												312	H	Binghamton	60 35
LAST 12 Division I GAMES:															
152	N	Washington St.	41 48	105	H	Utah	46 54								
109	H	Southern California	60 67	3	A	Stanford	45 69								
11	H	UCLA	50 58	9	A	California	53 66								
177	H	Arizona	59 58	86	H	Washington	61 74								
177	A	Arizona	81 77	152	H	Washington St.	43 54								
25	H	Colorado	63 71	11	A	UCLA	50 54								

Non-Div I Games:

Arizona St.

■ Loss,
 ■ Non-Conf, S Site,
 ■ Home
 ■ Away
 N Neutral

Average RPI Win:	304	WON-LOST	WINNING	LAST 12	STRENGTH OF	OPP. STRENGTH	TEAM	ADJ.	CONF.	ADJ CONF.
Average RPI Loss:	219	RECORD	PCT. RANK	GAMES	SCHEDULE	OF SCHEDULE	RPI	RPI	RPI	RPI
DIV. I ONLY	11- 18	238	6- 6	340	339	319	319	32	32	
DIV. I NON-CONF.	2- 6	289	0- 0	290	226	293	293	32	32	
TOTALS	RPI 1-25	RPI 26-50	W-L RECORDS	RPI 51-100	RPI 101-150	RPI 150+				
11- 18	0- 0	0- 0	OVERALL	0- 3	0- 1	11- 14				
6- 5	0- 0	0- 0	HOME	0- 0	0- 0	6- 5				
3- 12	0- 0	0- 0	AWAY	0- 0	0- 0	3- 0				
2- 1	0- 0	0- 0	NEUTRAL	0- 0	0- 0	2- 1				
2- 6	0- 0	0- 0	NON-CONFERENCE	0- 3	0- 1	2- 2				
1- 1	0- 0	0- 0	HOME	0- 0	0- 0	1- 1				
1- 5	0- 0	0- 0	AWAY	0- 3	0- 1	1- 1				
0- 0	0- 0	0- 0	NEUTRAL	0- 0	0- 0	0- 0				
9- 12	0- 0	0- 0	CONFERENCE	0- 0	0- 0	9- 12				
5- 4	0- 0	0- 0	HOME	0- 0	0- 0	5- 4				
2- 7	0- 0	0- 0	AWAY	0- 0	0- 0	2- 7				
2- 1	0- 0	0- 0	NEUTRAL	0- 0	0- 0	2- 1				

RPI 1-25			RPI 26-50			RPI 51-100			RPI 101+			Team's RPI: 319
RPI	S	Opponent	Score	RPI	S	Opponent	Score	RPI	S	Opponent	Score	
						54 A Wichita St.	43 81	127 A UAB			25 71	
						62 A Kansas St.	55 89	175 A Alabama			60 79	
						97 A Missouri	59 97	179 A Texas Southern			59 63	
								179 H Texas Southern			61 65	
								195 A Prairie View			59 62	
								195 H Prairie View			57 50	
								233 H Neb. Omaha			63 67	
								235 A Mississippi Val.			63 51	
								235 H Mississippi Val.			64 71	
								235 N Mississippi Val.			55 69	
								279 A Southern U.			44 67	
								279 H Southern U.			59 50	
								279 N Southern U.			63 58	
								307 A Jackson St.			59 70	
								307 H Jackson St.			70 64	
								308 A Grambling			62 67	
								308 H Grambling			60 62	
								316 A Alabama A&M			48 59	
								316 H Alabama A&M			62 73	
								334 A Alabama St.			63 66	
								334 H Alabama St.			68 63	
								340 A Alcorn			50 41	
								340 H Alcorn			50 47	
								340 N Alcorn			50 46	
								345 A New Orleans			63 54	
								345 H New Orleans			75 62	
LAST 12 Division I GAMES:												
						235 N Mississippi Val.	55 69	195 A Prairie View			59 62	
						279 N Southern U.	63 58	179 A Texas Southern			59 63	
						340 N Alcorn	50 46	340 H Alcorn			50 47	
						235 A Mississippi Val.	63 51	279 H Southern U.			59 50	
						307 H Jackson St.	70 64	316 A Alabama A&M			48 59	
						308 H Grambling	60 62	334 A Alabama St.			63 66	

Non-Div I Games: Philander Smith 67 48 LeMoyne-Owen 87 57

Ark.-Pine Bluff

■ Loss,
 ■ Non-Conf,
 ■ S Site,
 ■ Home
 ■ A Away
 N Neutral

Arkansas

Through Games Of Sunday, March 17, 2013

Average RPI Win:	183	WON-LOST	WINNING	LAST 12	STRENGTH OF	OPP. STRENGTH	TEAM	ADJ.	CONF.	ADJ CONF.
Average RPI Loss:	48	RECORD	PCT. RANK	GAMES	SCHEDULE	OF SCHEDULE	RPI	RPI	RPI	RPI
DIV. I ONLY	19- 12	102	5- 7	69	67	78	78	3	3	
DIV. I NON-CONF.	13- 1	3	1- 0	196	189	41	41	6	6	
TOTALS	RPI 1-25	RPI 26-50	W-L RECORDS	RPI 51-100	RPI 101-150	RPI 150+				
19- 12	0- 6	1- 2	OVERALL	5- 3	1- 0	12- 1				
11- 5	0- 5	1- 0	HOME	2- 0	0- 0	8- 0				
7- 5	0- 1	0- 1	AWAY	3- 2	1- 0	3- 1				
1- 2	0- 0	0- 1	NEUTRAL	0- 1	0- 0	1- 0				
13- 1	0- 0	0- 1	NON-CONFERENCE	3- 0	1- 0	9- 0				
8- 0	0- 0	0- 0	HOME	1- 0	0- 0	7- 0				
4- 0	0- 0	0- 0	AWAY	2- 0	1- 0	1- 0				
1- 1	0- 0	0- 1	NEUTRAL	0- 0	0- 0	1- 0				
6- 11	0- 6	1- 1	CONFERENCE	2- 3	0- 0	3- 1				
3- 5	0- 5	1- 0	HOME	1- 0	0- 0	1- 0				
3- 5	0- 1	0- 1	AWAY	1- 2	0- 0	2- 1				
0- 1	0- 0	0- 0	NEUTRAL	0- 1	0- 0	0- 0				

RPI 1-25				RPI 26-50				RPI 51-100 Team's RPI: 78				RPI 101+			
RPI	S	Opponent	Score	RPI	S	Opponent	Score	RPI	S	Opponent	Score	RPI	S	Opponent	Score
7	H	Tennessee	54 60	29	A	Vanderbilt	58 78	58	H	Kansas	64 56	148	A	Hawaii	83 68
8	H	Kentucky	74 80	30	N	Oklahoma	70 73	72	A	Florida	58 69	175	A	Alabama	91 80
10	H	Texas A&M	51 63	34	H	LSU	63 54	72	N	Florida	59 64	179	H	Texas Southern	72 50
17	H	South Carolina	40 43					93	A	Oral Roberts	80 57	189	H	SIU Edwardsville	63 41
19	A	Georgia	34 66					94	A	Tulsa	64 56	196	A	Mississippi St.	44 47
19	H	Georgia	53 57					95	A	Auburn	47 50	219	H	Coppin St.	71 57
								97	A	Missouri	58 50	235	H	Mississippi Val.	99 42
								97	H	Missouri	61 40	244	A	Ole Miss	77 66
												244	H	Ole Miss	93 52
												252	A	Furman	73 38
												259	N	Oregon	79 67
												271	H	Pepperdine	64 39
												290	H	Northwestern St.	80 41
												307	H	Jackson St.	97 58
LAST 12 Division I GAMES:															
189	H	SIU Edwardsville	63 41	97	H	Missouri	61 40								
72	N	Florida	59 64	175	A	Alabama	91 80								
244	H	Ole Miss	93 52	8	H	Kentucky	74 80								
72	A	Florida	58 69	196	A	Mississippi St.	44 47								
7	H	Tennessee	54 60	244	A	Ole Miss	77 66								
19	A	Georgia	34 66	17	H	South Carolina	40 43								

Non-Div I Games:

Arkansas

■ Loss,
■ Non-Conf, S Site,
■ Home
■ Away
N Neutral

Average RPI Win:	209	WON-LOST	WINNING	LAST 12	STRENGTH OF	OPP. STRENGTH	TEAM	ADJ.	CONF.	ADJ CONF.
Average RPI Loss:	129	RECORD	PCT. RANK	GAMES	SCHEDULE	OF SCHEDULE	RPI	RPI	RPI	RPI
DIV. I ONLY	15- 15	160	6- 6	128	160	162	162	12	12	
DIV. I NON-CONF.	3- 6	244	0- 0	141	205	254	254	14	14	
TOTALS	RPI 1-25	RPI 26-50	W-L RECORDS	RPI 51-100	RPI 101-150	RPI 150+				
15- 15	0- 0	0- 3	OVERALL	0- 3	4- 3	11- 6				
10- 5	0- 0	0- 1	HOME	0- 2	2- 0	8- 2				
5- 9	0- 0	0- 2	AWAY	0- 1	2- 2	3- 4				
0- 1	0- 0	0- 0	NEUTRAL	0- 0	0- 1	0- 0				
3- 6	0- 0	0- 1	NON-CONFERENCE	0- 1	0- 2	3- 2				
3- 2	0- 0	0- 0	HOME	0- 1	0- 0	3- 1				
0- 4	0- 0	0- 1	AWAY	0- 0	0- 2	0- 1				
0- 0	0- 0	0- 0	NEUTRAL	0- 0	0- 0	0- 0				
12- 9	0- 0	0- 2	CONFERENCE	0- 2	4- 1	8- 4				
7- 3	0- 0	0- 1	HOME	0- 1	2- 0	5- 1				
5- 5	0- 0	0- 1	AWAY	0- 1	2- 0	3- 3				
0- 1	0- 0	0- 0	NEUTRAL	0- 0	0- 1	0- 0				

RPI S	Opponent	Score	RPI S	Opponent	Score	RPI S	Opponent	Score	RPI S	Opponent	Score	Team's RPI: 162
42	A Middle Tenn.	49 93	42	H Middle Tenn.	70 72	54	H Wichita St.	51 60	101	A Western Ky.	78 74	
46	A Toledo	34 56				65	A UALR	50 58	101	H Western Ky.	63 58	
						65	H UALR	50 54	106	A UT Martin	62 72	
									109	A Southern California	58 72	
									114	A FIU	60 57	
									114	H FIU	49 43	
									114	N FIU	50 57	
									156	H Nicholls St.	66 58	
									167	A South Ala.	47 53	
									167	H South Ala.	72 61	
									169	A Missouri St.	60 83	
									222	A La.-Monroe	77 58	
									222	H La.-Monroe	71 58	
									224	A Fla. Atlantic	71 79	
									224	H Fla. Atlantic	74 56	
									227	A North Texas	51 53	
									227	H North Texas	62 64	
									249	H Central Ark.	58 51	
									276	H Southeast Mo. St.	51 52	
									281	A La.-Lafayette	48 39	
									281	H La.-Lafayette	77 53	
									297	A Troy	87 74	
									297	H Troy	71 49	
									310	H Austin Peay	75 44	
LAST 12 Division I GAMES:												
114	N FIU	50 57	101	A Western Ky.	78 74							
65	A UALR	50 58	42	A Middle Tenn.	49 93							
227	A North Texas	51 53	227	H North Texas	62 64							
297	H Troy	71 49	167	H South Ala.	72 61							
222	A La.-Monroe	77 58	224	H Fla. Atlantic	74 56							
65	H UALR	50 54	297	A Troy	87 74							

Non-Div I Games:

Arkansas St.

■ Loss,
 ■ Non-Conf,
 ■ S Site,
 ■ Home
 ■ A Away
 N Neutral

Average RPI Win: 225		WON-LOST	WINNING	LAST 12	STRENGTH OF		OPP. STRENGTH	TEAM	ADJ.	CONF.	ADJ CONF.
Average RPI Loss: 218		RECORD	PCT. RANK	GAMES	SCHEDULE		OF SCHEDULE	RPI	RPI	RPI	RPI
DIV. I ONLY		21- 8	52	8- 4	335		214	157	157	15	15
DIV. I NON-CONF.		10- 4	70	0- 0	343		321	225	225	17	17
TOTALS		RPI 1-25	RPI 26-50		W-L RECORDS		RPI 51-100	RPI 101-150		RPI 150+	
21- 8	0- 0	0- 0		OVERALL		0- 0	4- 2		17- 6		
10- 4	0- 0	0- 0		HOME		0- 0	2- 1		8- 3		
11- 4	0- 0	0- 0		AWAY		0- 0	2- 1		9- 3		
0- 0	0- 0	0- 0		NEUTRAL		0- 0	0- 0		0- 0		
10- 4	0- 0	0- 0		NON-CONFERENCE		0- 0	0- 0		10- 4		
4- 2	0- 0	0- 0		HOME		0- 0	0- 0		4- 2		
6- 2	0- 0	0- 0		AWAY		0- 0	0- 0		6- 2		
0- 0	0- 0	0- 0		NEUTRAL		0- 0	0- 0		0- 0		
11- 4	0- 0	0- 0		CONFERENCE		0- 0	4- 2		7- 2		
6- 2	0- 0	0- 0		HOME		0- 0	2- 1		4- 1		
5- 2	0- 0	0- 0		AWAY		0- 0	2- 1		3- 1		
0- 0	0- 0	0- 0		NEUTRAL		0- 0	0- 0		0- 0		

RPI 1-25				RPI 26-50				RPI 51-100				RPI 101+				Team's RPI: 157	
RPI	S	Opponent	Score	RPI	S	Opponent	Score	RPI	S	Opponent	Score	RPI	S	Opponent	Score		
												102	A	Navy	48	40	
												102	H	Navy	53	42	
												133	A	American	42	45	
												133	H	American	61	46	
												147	A	Holy Cross	62	35	
												147	H	Holy Cross	46	51	
												164	H	Yale	53	47	
												186	A	Bucknell	44	35	
												186	H	Bucknell	68	60	
												190	H	Penn	58	53	
												197	A	Rider	60	66	
												204	A	Lehigh	61	56	
												204	H	Lehigh	62	52	
												228	A	Lafayette	63	43	
												228	H	Lafayette	70	57	
												234	H	Loyola Maryland	47	53	
												237	A	Colgate	56	60	
												237	H	Colgate	40	48	
												237	H	Colgate	51	48	
												247	H	Bryant	67	51	
												261	H	St. Francis Brooklyn	47	59	
												264	A	Fairleigh Dickinson	57	52	
												274	A	Morgan St.	63	59	
												301	A	Brown	45	48	
												313	A	Manhattan	54	49	
												323	A	Air Force	72	68	
LAST 12 Division I GAMES:																	
				237	H	Colgate	40	48				228	H	Lafayette	70	57	
				204	H	Lehigh	62	52				186	A	Bucknell	44	35	
				147	A	Holy Cross	62	35				204	A	Lehigh	61	56	
				133	H	American	61	46				147	H	Holy Cross	46	51	
				237	A	Colgate	56	60				133	A	American	42	45	
				102	A	Navy	48	40				237	H	Colgate	51	48	

Non-Div I Games:	Merchant Marine	77	40
------------------	-----------------	----	----

Army

Loss, Non-Conf, S Site, H Home A Away N Neutral

RPI	S	Opponent	Score	
331	A	Wagner	65	62
335	A	Weber St.	77	58
336	H	Columbia	61	51

A
r
m
y

A
r
m
y

Army

Average RPI Win: 198		WON-LOST	WINNING	LAST 12	STRENGTH OF		OPP. STRENGTH	TEAM	ADJ.	CONF.	ADJ CONF.
Average RPI Loss: 48		RECORD	PCT. RANK	GAMES	SCHEDULE		OF SCHEDULE	RPI	RPI	RPI	RPI
DIV. I ONLY		16- 14	145	3- 9	67		68	95	95	3	3
DIV. I NON-CONF.		11- 2	23	0- 0	223		255	73	73	6	6
TOTALS		RPI 1-25	RPI 26-50		W-L RECORDS		RPI 51-100	RPI 101-150		RPI 150+	
16- 14	0- 6	1- 4		OVERALL		3- 2	2- 1		10- 1		
12- 3	0- 1	1- 1		HOME		2- 1	2- 0		7- 0		
2- 9	0- 5	0- 1		AWAY		1- 1	0- 1		1- 1		
2- 2	0- 0	0- 2		NEUTRAL		0- 0	0- 0		2- 0		
11- 2	0- 0	1- 1		NON-CONFERENCE		1- 0	2- 1		7- 0		
7- 0	0- 0	1- 0		HOME		0- 0	2- 0		4- 0		
2- 1	0- 0	0- 0		AWAY		1- 0	0- 1		1- 0		
2- 1	0- 0	0- 1		NEUTRAL		0- 0	0- 0		2- 0		
5- 12	0- 6	0- 3		CONFERENCE		2- 2	0- 0		3- 1		
5- 3	0- 1	0- 1		HOME		2- 1	0- 0		3- 0		
0- 8	0- 5	0- 1		AWAY		0- 1	0- 0		0- 1		
0- 1	0- 0	0- 1		NEUTRAL		0- 0	0- 0		0- 0		

RPI	S	Opponent	Score	RPI	S	Opponent	Score	RPI	S	Opponent	Score	RPI	S	Opponent	Score
7	A	Tennessee	61 83	29	A	Vanderbilt	44 59	72	H	Florida	57 65	112	A	North Carolina St.	71 85
7	H	Tennessee	66 75	34	H	LSU	55 59	78	H	Arkansas	50 47	122	H	Temple	71 49
8	A	Kentucky	53 97	34	N	LSU	62 65	87	A	Tulane	70 65	140	H	Hofstra	68 58
10	A	Texas A&M	56 78	37	H	Chattanooga	53 40	97	A	Missouri	76 82	154	A	George Washington	69 59
17	A	South Carolina	51 59	45	N	San Diego St.	57 78	97	H	Missouri	67 59	175	A	Alabama	51 61
19	A	Georgia	58 61									175	H	Alabama	70 53
												196	H	Mississippi St.	74 65
												230	H	Samford	80 51
												244	H	Ole Miss	76 52
												306	H	Jacksonville	85 49
												316	H	Alabama A&M	93 44
												326	N	Maine	71 41
												328	N	A&M-Corpus Christi	72 57
												334	H	Alabama St.	80 43
LAST 12 Division I GAMES:															
34	N	LSU	62 65	72	H	Florida	57 65								
196	H	Mississippi St.	74 65	19	A	Georgia	58 61								
29	A	Vanderbilt	44 59	17	A	South Carolina	51 59								
97	H	Missouri	67 59	34	H	LSU	55 59								
7	A	Tennessee	61 83	175	A	Alabama	51 61								
175	H	Alabama	70 53	8	A	Kentucky	53 97								

Non-Div I Games:

Auburn

■ Loss,
 ■ Non-Conf, S Site,
 ■ Home
 ■ Away
 N Neutral

Average RPI Win:	279	WON-LOST	WINNING	LAST 12	STRENGTH OF	OPP. STRENGTH	TEAM	ADJ.	CONF.	ADJ CONF.
Average RPI Loss:	175	RECORD	PCT. RANK	GAMES	SCHEDULE	OF SCHEDULE	RPI	RPI	RPI	RPI
DIV. I ONLY	6- 21	317	2- 10	260	263	310	310	28	28	
DIV. I NON-CONF.	4- 7	233	0- 0	237	182	253	253	29	29	
TOTALS	RPI 1-25	RPI 26-50	W-L RECORDS	RPI 51-100	RPI 101-150	RPI 150+				
6- 21	0- 1	0- 2	OVERALL	0- 0	0- 5	6- 13				
3- 9	0- 1	0- 0	HOME	0- 0	0- 2	3- 6				
3- 11	0- 0	0- 2	AWAY	0- 0	0- 3	3- 6				
0- 1	0- 0	0- 0	NEUTRAL	0- 0	0- 0	0- 1				
4- 7	0- 1	0- 2	NON-CONFERENCE	0- 0	0- 1	4- 3				
3- 1	0- 1	0- 0	HOME	0- 0	0- 0	3- 0				
1- 5	0- 0	0- 2	AWAY	0- 0	0- 1	1- 2				
0- 1	0- 0	0- 0	NEUTRAL	0- 0	0- 0	0- 1				
2- 14	0- 0	0- 0	CONFERENCE	0- 0	0- 4	2- 10				
0- 8	0- 0	0- 0	HOME	0- 0	0- 2	0- 6				
2- 6	0- 0	0- 0	AWAY	0- 0	0- 2	2- 4				
0- 0	0- 0	0- 0	NEUTRAL	0- 0	0- 0	0- 0				

RPI 1-25				RPI 26-50				RPI 51-100				RPI 101+ Team's RPI: 310			
RPI	S	Opponent	Score	RPI	S	Opponent	Score	RPI	S	Opponent	Score	RPI	S	Opponent	Score
22	H	Louisville	52 90	29	A	Vanderbilt	36 67					106	A	UT Martin	57 84
				42	A	Middle Tenn.	56 70					106	H	UT Martin	64 81
												127	A	UAB	54 72
												136	A	Eastern Ill.	59 88
												136	H	Eastern Ill.	43 68
												162	A	Arkansas St.	44 75
												166	A	Tennessee Tech	51 73
												180	H	Ball St.	79 66
												187	A	Eastern Ky.	55 69
												189	A	SIU Edwardsville	67 53
												189	H	SIU Edwardsville	49 54
												194	H	Belmont	58 71
												213	H	Tennessee St.	52 71
												240	A	Murray St.	61 65
												240	H	Murray St.	72 77
												243	A	UTSA	67 69
												276	A	Southeast Mo. St.	57 71
												276	H	Southeast Mo. St.	51 69
												282	N	William & Mary	76 88
												311	H	Morehead St.	71 77
												312	H	Binghamton	71 67
												316	A	Alabama A&M	67 54
												337	H	Lipscomb	69 42
												342	A	Jacksonville St.	78 71
LAST 12 Division I GAMES:															
106	H	UT Martin	64 81	276	H	Southeast Mo. St.	51 69								
194	H	Belmont	58 71	240	A	Murray St.	61 65								
187	A	Eastern Ky.	55 69	342	A	Jacksonville St.	78 71								
136	A	Eastern Ill.	59 88	166	A	Tennessee Tech	51 73								
189	A	SIU Edwardsville	67 53	189	H	SIU Edwardsville	49 54								
213	H	Tennessee St.	52 71	136	H	Eastern Ill.	43 68								

Non-Div I Games: St. Catharine 84 62

Austin Peay

■ Loss,
■ Non-Conf, S Site,
■ Home
■ Away
N Neutral

BYU				Through Games Of Sunday, March 17, 2013						
Average RPI Win:	170	WON-LOST	WINNING	LAST 12	STRENGTH OF	OPP. STRENGTH	TEAM	ADJ.	CONF.	ADJ CONF.
Average RPI Loss:	93	RECORD	PCT. RANK	GAMES	SCHEDULE	OF SCHEDULE	RPI	RPI	RPI	RPI
DIV. I ONLY	20- 10	77	8- 4	146	77	73	73	7	7	
DIV. I NON-CONF.	8- 4	84	0- 0	200	70	88	88	7	7	

TOTALS	RPI 1-25	RPI 26-50		W-L RECORDS	RPI 51-100		RPI 101-150		RPI 150+	
20- 10	0- 0	1- 5		OVERALL	3- 1		3- 1		13- 3	
12- 1	0- 0	1- 1		HOME	2- 0		2- 0		7- 0	
7- 7	0- 0	0- 2		AWAY	1- 1		1- 1		5- 3	
1- 2	0- 0	0- 2		NEUTRAL	0- 0		0- 0		1- 0	
8- 4	0- 0	0- 1		NON-CONFERENCE	1- 1		3- 1		4- 1	
5- 0	0- 0	0- 0		HOME	1- 0		2- 0		2- 0	
3- 3	0- 0	0- 0		AWAY	0- 1		1- 1		2- 1	
0- 1	0- 0	0- 1		NEUTRAL	0- 0		0- 0		0- 0	
12- 6	0- 0	1- 4		CONFERENCE	2- 0		0- 0		9- 2	
7- 1	0- 0	1- 1		HOME	1- 0		0- 0		5- 0	
4- 4	0- 0	0- 2		AWAY	1- 0		0- 0		3- 2	
1- 1	0- 0	0- 1		NEUTRAL	0- 0		0- 0		1- 0	

BYU

RPI 1-25				RPI 26-50				RPI 51-100				Team's RPI: 73	RPI 101+			
RPI	S	Opponent	Score	RPI	S	Opponent	Score	RPI	S	Opponent	Score		RPI	S	Opponent	Score
				31	A	Gonzaga	59 74	67	A	San Diego	57 54		105	A	Utah	53 48
				31	H	Gonzaga	55 66	67	H	San Diego	53 48		119	H	Seattle	70 62
				31	N	Gonzaga	43 62	90	A	Harvard	65 71		121	A	Boston College	56 62
				41	N	Creighton	62 65	94	H	Tulsa	70 48		139	H	Utah St.	81 77
				49	A	St. Mary's (CA)	52 64						152	A	Washington St.	52 67
				49	H	St. Mary's (CA)	66 58						155	H	UC Santa Barbara	67 39
													161	A	Santa Clara	65 48
													161	H	Santa Clara	65 42
													172	A	Loyola Marymount	55 68
													172	H	Loyola Marymount	72 53
													172	N	Loyola Marymount	69 57
													177	A	Arizona	62 48
													208	A	Portland	73 63
													208	H	Portland	79 64
													211	A	San Francisco	56 65
													211	H	San Francisco	80 58
													263	A	Dartmouth	58 57
													271	A	Pepperdine	67 44
													271	H	Pepperdine	68 42
													335	H	Weber St.	80 55
LAST 12 Division I GAMES:																
				31	N	Gonzaga	43 62	271	A	Pepperdine	67 44					
				172	N	Loyola Marymount	69 57	161	H	Santa Clara	65 42					
				208	A	Portland	73 63	49	A	St. Mary's (CA)	52 64					
				172	A	Loyola Marymount	55 68	67	H	San Diego	53 48					
				31	H	Gonzaga	55 66	161	A	Santa Clara	65 48					
				208	H	Portland	79 64	49	H	St. Mary's (CA)	66 58					

BYU

Non-Div I Games: Western N.M. 72 31

BYU

Loss, Non-Conf, S Site, H Home A Away N Neutral

Average RPI Win:	230	WON-LOST	WINNING	LAST 12	STRENGTH OF	OPP. STRENGTH	TEAM	ADJ.	CONF.	ADJ CONF.
Average RPI Loss:	147	RECORD	PCT. RANK	GAMES	SCHEDULE	OF SCHEDULE	RPI	RPI	RPI	RPI
DIV. I ONLY	15- 15	160	8- 4	187	217	180	180	18	18	
DIV. I NON-CONF.	3- 10	296	0- 0	201	271	294	294	19	19	
TOTALS	RPI 1-25	RPI 26-50	W-L RECORDS	RPI 51-100	RPI 101-150	RPI 150+				
15- 15	0- 0	2- 2	OVERALL	0- 3	1- 4	12- 6				
9- 5	0- 0	1- 1	HOME	0- 1	1- 1	7- 2				
6- 9	0- 0	1- 1	AWAY	0- 2	0- 2	5- 4				
0- 1	0- 0	0- 0	NEUTRAL	0- 0	0- 1	0- 0				
3- 10	0- 0	0- 0	NON-CONFERENCE	0- 3	1- 1	2- 6				
2- 4	0- 0	0- 0	HOME	0- 1	1- 1	1- 2				
1- 6	0- 0	0- 0	AWAY	0- 2	0- 0	1- 4				
0- 0	0- 0	0- 0	NEUTRAL	0- 0	0- 0	0- 0				
12- 5	0- 0	2- 2	CONFERENCE	0- 0	0- 3	10- 0				
7- 1	0- 0	1- 1	HOME	0- 0	0- 0	6- 0				
5- 3	0- 0	1- 1	AWAY	0- 0	0- 2	4- 0				
0- 1	0- 0	0- 0	NEUTRAL	0- 0	0- 1	0- 0				

RPI 1-25				RPI 26-50				RPI 51-100				RPI 101+ Team's RPI: 180			
RPI	S	Opponent	Score	RPI	S	Opponent	Score	RPI	S	Opponent	Score	RPI	S	Opponent	Score
				46	A	Toledo	39 63	66	A	Illinois St.	56 71	108	A	Bowling Green	42 73
				46	H	Toledo	64 68	74	H	Wyoming	61 64	113	A	Akron	52 64
				50	A	Central Mich.	67 63	89	A	Stetson	66 78	113	N	Akron	61 70
				50	H	Central Mich.	68 61					118	H	Detroit	73 64
												123	H	Butler	62 70
												168	H	Northern Ky.	67 69
												174	H	Miami (OH)	62 59
												225	H	Evansville	45 54
												231	A	Valparaiso	53 58
												240	A	Murray St.	53 63
												245	H	IPFW	53 46
												248	A	Eastern Mich.	56 41
												248	H	Eastern Mich.	56 34
												255	A	Marshall	45 70
												257	A	Western Mich.	73 50
												257	H	Western Mich.	60 46
												258	A	Buffalo	69 55
												284	A	Northern Ill.	57 51
												284	H	Northern Ill.	64 54
												310	A	Austin Peay	66 79
												318	A	Bethune-Cookman	61 56
												321	H	Ohio	77 46
												338	H	Kent St.	59 44
LAST 12 Division I GAMES:															
				113	N	Akron	61 70	113	A	Akron	52 64				
				46	A	Toledo	39 63	46	H	Toledo	64 68				
				257	H	Western Mich.	60 46	50	H	Central Mich.	68 61				
				50	A	Central Mich.	67 63	248	A	Eastern Mich.	56 41				
				284	H	Northern Ill.	64 54	257	A	Western Mich.	73 50				
				248	H	Eastern Mich.	56 34	321	H	Ohio	77 46				

Non-Div I Games:

Ball St.

■ Loss,
 ■ Non-Conf,
 ■ S Site,
 ■ Home
 ■ A Away
 N Neutral

Average RPI Win:	74	WON-LOST	WINNING	LAST 12	STRENGTH OF	OPP. STRENGTH	TEAM	ADJ.	CONF.	ADJ CONF.
Average RPI Loss:	3	RECORD	PCT. RANK	GAMES	SCHEDULE	OF SCHEDULE	RPI	RPI	RPI	RPI
DIV. I ONLY	32- 1	1	12- 0	1	3	1	1	1	1	1
DIV. I NON-CONF.	11- 1	14	1- 0	1	7	1	1	1	1	1
TOTALS	RPI 1-25	RPI 26-50	W-L RECORDS	RPI 51-100	RPI 101-150	RPI 150+				
32- 1	7- 1	7- 0	OVERALL	9- 0	6- 0	3- 0				
15- 0	3- 0	3- 0	HOME	5- 0	2- 0	2- 0				
13- 0	3- 0	3- 0	AWAY	3- 0	3- 0	1- 0				
4- 1	1- 1	1- 0	NEUTRAL	1- 0	1- 0	0- 0				
11- 1	4- 1	0- 0	NON-CONFERENCE	2- 0	4- 0	1- 0				
6- 0	2- 0	0- 0	HOME	2- 0	1- 0	1- 0				
4- 0	2- 0	0- 0	AWAY	0- 0	2- 0	0- 0				
1- 1	0- 1	0- 0	NEUTRAL	0- 0	1- 0	0- 0				
21- 0	3- 0	7- 0	CONFERENCE	7- 0	2- 0	2- 0				
9- 0	1- 0	3- 0	HOME	3- 0	1- 0	1- 0				
9- 0	1- 0	3- 0	AWAY	3- 0	1- 0	1- 0				
3- 0	1- 0	1- 0	NEUTRAL	1- 0	0- 0	0- 0				

RPI	S	Opponent	Score	RPI	S	Opponent	Score	RPI	S	Opponent	Score	RPI	S	Opponent	Score
2	A	Notre Dame	73 61	30	A	Oklahoma	86 64	55	A	West Virginia	80 49	106	N	UT Martin	82 67
3	N	Stanford	69 71	30	H	Oklahoma	82 65	55	H	West Virginia	76 58	125	A	Texas	75 48
4	A	Connecticut	76 70	38	A	Oklahoma St.	81 62	58	A	Kansas	82 60	125	H	Texas	67 47
7	H	Tennessee	76 53	38	H	Oklahoma St.	83 49	58	H	Kansas	86 45	130	A	Rice	89 49
8	H	Kentucky	85 51	38	N	Oklahoma St.	77 69	60	H	Liberty	92 60	137	H	Lamar	80 34
24	A	Iowa St.	66 51	48	A	Texas Tech	90 60	62	A	Kansas St.	90 69	148	A	Hawaii	77 42
24	H	Iowa St.	67 39	48	H	Texas Tech	89 47	62	H	Kansas St.	90 68	188	A	TCU	74 35
24	N	Iowa St.	75 47					62	N	Kansas St.	80 47	188	H	TCU	78 45
								93	H	Oral Roberts	94 56	294	H	Southeastern La.	106 41
LAST 12 Division I GAMES:															
24	N	Iowa St.	75 47	125	H	Texas	67 47								
38	N	Oklahoma St.	77 69	4	A	Connecticut	76 70								
62	N	Kansas St.	80 47	188	H	TCU	78 45								
62	H	Kansas St.	90 68	48	H	Texas Tech	89 47								
55	A	West Virginia	80 49	125	A	Texas	75 48								
30	A	Oklahoma	86 64	58	H	Kansas	86 45								

Non-Div I Games:

Baylor

■ Loss,
■ Non-Conf, S Site,
■ Home
■ Away
N Neutral

Average RPI Win:	265	WON-LOST	WINNING	LAST 12	STRENGTH OF	OPP. STRENGTH	TEAM	ADJ.	CONF.	ADJ CONF.
Average RPI Loss:	163	RECORD	PCT. RANK	GAMES	SCHEDULE	OF SCHEDULE	RPI	RPI	RPI	RPI
DIV. I ONLY	18- 13	116	7- 5	320	296	194	194	28	28	
DIV. I NON-CONF.	6- 7	182	1- 0	310	250	248	248	29	29	
TOTALS	RPI 1-25	RPI 26-50	W-L RECORDS	RPI 51-100	RPI 101-150	RPI 150+				
18- 13	0- 1	0- 1	OVERALL	0- 0	1- 2	17- 9				
10- 3	0- 0	0- 1	HOME	0- 0	1- 0	9- 2				
7- 9	0- 1	0- 0	AWAY	0- 0	0- 2	7- 6				
1- 1	0- 0	0- 0	NEUTRAL	0- 0	0- 0	1- 1				
6- 7	0- 1	0- 1	NON-CONFERENCE	0- 0	0- 1	6- 4				
3- 2	0- 0	0- 1	HOME	0- 0	0- 0	3- 1				
3- 5	0- 1	0- 0	AWAY	0- 0	0- 1	3- 3				
0- 0	0- 0	0- 0	NEUTRAL	0- 0	0- 0	0- 0				
12- 6	0- 0	0- 0	CONFERENCE	0- 0	1- 1	11- 5				
7- 1	0- 0	0- 0	HOME	0- 0	1- 0	6- 1				
4- 4	0- 0	0- 0	AWAY	0- 0	0- 1	4- 3				
1- 1	0- 0	0- 0	NEUTRAL	0- 0	0- 0	1- 1				

RPI 1-25				RPI 26-50				RPI 51-100				RPI 101+ Team's RPI: 194			
RPI	S	Opponent	Score	RPI	S	Opponent	Score	RPI	S	Opponent	Score	RPI	S	Opponent	Score
19	A	Georgia	38 70	37	H	Chattanooga	54 84					106	H	UT Martin	58 56
												136	A	Eastern Ill.	43 60
												146	A	Indiana St.	34 48
												151	H	IUPUI	53 61
												166	A	Tennessee Tech	52 58
												166	H	Tennessee Tech	62 67
												166	N	Tennessee Tech	57 61
												181	A	Cincinnati	54 68
												187	A	Eastern Ky.	51 55
												187	H	Eastern Ky.	65 49
												189	H	SIU Edwardsville	66 52
												189	N	SIU Edwardsville	62 45
												191	A	Indiana	58 54
												213	A	Tennessee St.	53 54
												213	H	Tennessee St.	66 54
												240	A	Murray St.	59 50
												244	A	Ole Miss	48 63
												250	H	Georgia St.	85 62
												276	H	Southeast Mo. St.	71 58
												303	A	Texas St.	76 82
												310	A	Austin Peay	71 58
												311	A	Morehead St.	88 45
												311	H	Morehead St.	59 45
												312	H	Binghamton	66 47
												328	A	A&M-Corpus Christi	75 54
												337	A	Lipscomb	70 54
LAST 12 Division I GAMES:															
				166	N	Tennessee Tech	57 61			337	H	Lipscomb	61 39		
				189	N	SIU Edwardsville	62 45			311	H	Morehead St.	59 45		
				342	H	Jacksonville St.	69 49			166	H	Tennessee Tech	62 67		
				310	A	Austin Peay	71 58			311	A	Morehead St.	88 45		
				136	A	Eastern Ill.	43 60			187	A	Eastern Ky.	51 55		
				213	A	Tennessee St.	53 54			187	H	Eastern Ky.	65 49		

Non-Div I Games:

Belmont

■ Loss,
■ Non-Conf,
■ S Site,
■ H Home
■ A Away
N Neutral

RPI	S	Opponent	Score	
337	H	Lipscomb	61	39
342	A	Jacksonville St.	68	62
342	H	Jacksonville St.	69	49

Belmont

B
e
l
m
o
n
t

B
e
l
m
o
n
t

Bethune-Cookman

Through Games Of Sunday, March 17, 2013

Average RPI Win:	297	WON-LOST	WINNING	LAST 12	STRENGTH OF	OPP. STRENGTH	TEAM	ADJ.	CONF.	ADJ CONF.
Average RPI Loss:	205	RECORD	PCT. RANK	GAMES	SCHEDULE	OF SCHEDULE	RPI	RPI	RPI	RPI
DIV. I ONLY	10- 17	246	4- 8	339	325	318	318	30	30	
DIV. I NON-CONF.	3- 7	264	0- 0	333	308	327	327	30	30	
TOTALS	RPI 1-25	RPI 26-50	W-L RECORDS	RPI 51-100	RPI 101-150	RPI 150+				
10- 17	0- 0	0- 0	OVERALL	0- 2	1- 4	9- 11				
6- 5	0- 0	0- 0	HOME	0- 0	1- 2	5- 3				
2- 11	0- 0	0- 0	AWAY	0- 2	0- 2	2- 7				
2- 1	0- 0	0- 0	NEUTRAL	0- 0	0- 0	2- 1				
3- 7	0- 0	0- 0	NON-CONFERENCE	0- 1	0- 2	3- 4				
1- 2	0- 0	0- 0	HOME	0- 0	0- 1	1- 1				
0- 5	0- 0	0- 0	AWAY	0- 1	0- 1	0- 3				
2- 0	0- 0	0- 0	NEUTRAL	0- 0	0- 0	2- 0				
7- 10	0- 0	0- 0	CONFERENCE	0- 1	1- 2	6- 7				
5- 3	0- 0	0- 0	HOME	0- 0	1- 1	4- 2				
2- 6	0- 0	0- 0	AWAY	0- 1	0- 1	2- 4				
0- 1	0- 0	0- 0	NEUTRAL	0- 0	0- 0	0- 1				

RPI S	Opponent	Score	RPI S	Opponent	Score	RPI S	Opponent	Score	RPI S	Opponent	Score	Team's RPI: 318
						79	A Hampton	28 74	110	H Howard	27 61	
						89	A Stetson	52 66	120	A UCF	43 64	
									138	A N.C. A&T	31 56	
									138	H N.C. A&T	69 64	
									147	H Holy Cross	54 63	
									159	A South Carolina St.	39 58	
									159	H South Carolina St.	50 58	
									180	H Ball St.	56 61	
									219	A Coppin St.	40 53	
									224	H Fla. Atlantic	71 61	
									273	H Delaware St.	57 62	
									273	N Delaware St.	44 55	
									278	A North Florida	55 56	
									296	A Florida A&M	60 76	
									296	H Florida A&M	59 49	
									305	N Ga. Southern	59 48	
									306	A Jacksonville	54 68	
									325	A Norfolk St.	40 67	
									330	A Savannah St.	50 41	
									330	H Savannah St.	67 53	
									332	H UMES	55 54	
									338	A Kent St.	55 73	
									339	A N.C. Central	51 34	
									339	H N.C. Central	55 32	
									341	N UNC Asheville	74 57	
LAST 12 Division I GAMES:												
			273	N Delaware St.	44 55		110	H Howard	27 61			
			219	A Coppin St.	40 53		339	A N.C. Central	51 34			
			79	A Hampton	28 74		138	A N.C. A&T	31 56			
			325	A Norfolk St.	40 67		296	H Florida A&M	59 49			
			330	H Savannah St.	67 53		332	H UMES	55 54			
			159	H South Carolina St.	50 58		273	H Delaware St.	57 62			

Non-Div I Games: Edward Waters 88 46 Trinity Baptist 84 41

Bethune-Cookman

■ Loss,
 ■ Non-Conf,
 ■ S Site,
 ■ Home
 ■ A Away
 N Neutral

Binghamton

Through Games Of Sunday, March 17, 2013

Average RPI Win:	249	WON-LOST	WINNING	LAST 12	STRENGTH OF	OPP. STRENGTH	TEAM	ADJ.	CONF.	ADJ CONF.
Average RPI Loss:	195	RECORD	PCT. RANK	GAMES	SCHEDULE	OF SCHEDULE	RPI	RPI	RPI	RPI
DIV. I ONLY	6- 24	321	4- 8	247	292	312	312	21	21	
DIV. I NON-CONF.	1- 12	332	0- 0	292	314	337	337	24	24	
TOTALS	RPI 1-25	RPI 26-50	W-L RECORDS	RPI 51-100	RPI 101-150	RPI 150+				
6- 24	0- 0	0- 1	OVERALL	1- 6	0- 0	5- 17				
2- 10	0- 0	0- 0	HOME	1- 2	0- 0	1- 8				
4- 11	0- 0	0- 1	AWAY	0- 3	0- 0	4- 7				
0- 3	0- 0	0- 0	NEUTRAL	0- 1	0- 0	0- 2				
1- 12	0- 0	0- 1	NON-CONFERENCE	0- 0	0- 0	1- 11				
0- 4	0- 0	0- 0	HOME	0- 0	0- 0	0- 4				
1- 6	0- 0	0- 1	AWAY	0- 0	0- 0	1- 5				
0- 2	0- 0	0- 0	NEUTRAL	0- 0	0- 0	0- 2				
5- 12	0- 0	0- 0	CONFERENCE	1- 6	0- 0	4- 6				
2- 6	0- 0	0- 0	HOME	1- 2	0- 0	1- 4				
3- 5	0- 0	0- 0	AWAY	0- 3	0- 0	3- 2				
0- 1	0- 0	0- 0	NEUTRAL	0- 1	0- 0	0- 0				

RPI 1-25			RPI 26-50			RPI 51-100			RPI 101+			Team's RPI: 312			
RPI	S	Opponent	Score	RPI	S	Opponent	Score	RPI	S	Opponent	Score				
				33	A	Syracuse	45 68	57	A	Boston U.	52 57	160	A	Arizona St.	35 60
								57	H	Boston U.	51 73	194	A	Belmont	47 66
								59	A	Albany (NY)	41 69	204	A	Lehigh	37 67
								59	H	Albany (NY)	47 72	215	A	St. Bonaventure	34 61
								98	A	Hartford	50 65	223	A	Stony Brook	34 56
								98	H	Hartford	46 44	223	H	Stony Brook	57 60
								98	N	Hartford	53 68	232	H	Niagara	57 63
												238	A	New Hampshire	55 42
												238	H	New Hampshire	52 60
												256	H	Siena	44 62
												258	A	Buffalo	65 60
												260	N	UNLV	56 58
												264	N	Fairleigh Dickinson	41 54
												265	H	Cornell	56 60
												268	H	Canisius	48 61
												288	A	UMBC	66 57
												288	H	UMBC	62 45
												295	A	Vermont	43 61
												295	H	Vermont	56 61
												310	A	Austin Peay	67 71
												326	A	Maine	67 65
												326	H	Maine	68 74
LAST 12 Division I GAMES:															
				98	N	Hartford	53 68	57	H	Boston U.	51 73				
				288	H	UMBC	62 45	98	A	Hartford	50 65				
				295	A	Vermont	43 61	59	A	Albany (NY)	41 69				
				238	A	New Hampshire	55 42	288	A	UMBC	66 57				
				326	H	Maine	68 74	238	H	New Hampshire	52 60				
				223	H	Stony Brook	57 60	326	A	Maine	67 65				

Non-Div I Games:

Binghamton

Loss, Non-Conf, S Site, H Home A Away N Neutral

Average RPI Win: 261	WON-LOST	WINNING	LAST 12	STRENGTH OF	OPP. STRENGTH	TEAM	ADJ.	CONF.	ADJ CONF.
Average RPI Loss: 147	RECORD	PCT. RANK	GAMES	SCHEDULE	OF SCHEDULE	RPI	RPI	RPI	RPI
DIV. I ONLY	9- 19	275	1- 11	216	193	275	275	17	17
DIV. I NON-CONF.	5- 6	190	0- 0	254	242	243	243	16	16
TOTALS	RPI 1-25	RPI 26-50	W-L RECORDS	RPI 51-100	RPI 101-150	RPI 150+			
9- 19	0- 0	0- 3	OVERALL	1- 6	0- 1	8- 9			
5- 8	0- 0	0- 1	HOME	1- 2	0- 1	4- 4			
3- 9	0- 0	0- 2	AWAY	0- 2	0- 0	3- 5			
1- 2	0- 0	0- 0	NEUTRAL	0- 2	0- 0	1- 0			
5- 6	0- 0	0- 1	NON-CONFERENCE	0- 2	0- 1	5- 2			
2- 3	0- 0	0- 0	HOME	0- 1	0- 1	2- 1			
2- 2	0- 0	0- 1	AWAY	0- 0	0- 0	2- 1			
1- 1	0- 0	0- 0	NEUTRAL	0- 1	0- 0	1- 0			
4- 13	0- 0	0- 2	CONFERENCE	1- 4	0- 0	3- 7			
3- 5	0- 0	0- 1	HOME	1- 1	0- 0	2- 3			
1- 7	0- 0	0- 1	AWAY	0- 2	0- 0	1- 4			
0- 1	0- 0	0- 0	NEUTRAL	0- 1	0- 0	0- 0			

RPI S	Opponent	Score	RPI S	Opponent	Score	RPI S	Opponent	Score	RPI S	Opponent	Score	Team's RPI: 275
33	A Syracuse	48 87	67	N San Diego	70 77	132	H Idaho St.	55 64				
45	A San Diego St.	45 86	74	A Wyoming	60 77	182	H South Dakota	52 50				
45	H San Diego St.	40 64	74	H Wyoming	70 68	183	A New Mexico	53 58				
			76	A Fresno St.	57 70	183	H New Mexico	58 66				
			76	H Fresno St.	65 83	208	H Portland	49 73				
			76	N Fresno St.	55 72	211	A San Francisco	61 75				
			96	H Eastern Wash.	63 74	220	A Colorado St.	60 72				
						220	H Colorado St.	56 57				
						260	A UNLV	61 75				
						260	H UNLV	60 70				
						269	H North Dakota St.	80 61				
						285	N UMKC	71 64				
						292	A Nevada	80 62				
						292	H Nevada	67 58				
						299	A Utah Valley	80 63				
						323	A Air Force	72 77				
						323	H Air Force	66 65				
						335	A Weber St.	70 56				
LAST 12 Division I GAMES:												
76	N Fresno St.	55 72	323	A Air Force	72 77							
45	A San Diego St.	45 86	183	H New Mexico	58 66							
260	H UNLV	60 70	74	A Wyoming	60 77							
220	A Colorado St.	60 72	45	H San Diego St.	40 64							
292	A Nevada	80 62	260	A UNLV	61 75							
76	H Fresno St.	65 83	220	H Colorado St.	56 57							

Non-Div I Games: Col. of Idaho 61 47 Carroll (MT) 76 64

Boise St.

Loss, Non-Conf, S Site, H Home A Away N Neutral

Average RPI Win:	150	WON-LOST	WINNING	LAST 12	STRENGTH OF	OPP. STRENGTH	TEAM	ADJ.	CONF.	ADJ CONF.
Average RPI Loss:	69	RECORD	PCT. RANK	GAMES	SCHEDULE	OF SCHEDULE	RPI	RPI	RPI	RPI
DIV. I ONLY	12- 19	231	4- 8	28	62	121	121	5	5	
DIV. I NON-CONF.	6- 5	147	0- 0	76	184	127	127	4	4	

TOTALS	RPI 1-25	RPI 26-50	W-L RECORDS	RPI 51-100	RPI 101-150	RPI 150+				
12- 19	0- 9	0- 0	OVERALL	5- 4	3- 2	4- 4				
7- 8	0- 4	0- 0	HOME	4- 0	1- 1	2- 3				
3- 9	0- 4	0- 0	AWAY	0- 4	2- 0	1- 1				
2- 2	0- 1	0- 0	NEUTRAL	1- 0	0- 1	1- 0				
6- 5	0- 0	0- 0	NON-CONFERENCE	2- 2	1- 2	3- 1				
4- 2	0- 0	0- 0	HOME	2- 0	0- 1	2- 1				
1- 2	0- 0	0- 0	AWAY	0- 2	1- 0	0- 0				
1- 1	0- 0	0- 0	NEUTRAL	0- 0	0- 1	1- 0				
6- 14	0- 9	0- 0	CONFERENCE	3- 2	2- 0	1- 3				
3- 6	0- 4	0- 0	HOME	2- 0	1- 0	0- 2				
2- 7	0- 4	0- 0	AWAY	0- 2	1- 0	1- 1				
1- 1	0- 1	0- 0	NEUTRAL	1- 0	0- 0	0- 0				

RPI 1-25				RPI 26-50				RPI 51-100				RPI 101+ Team's RPI: 121			
RPI	S	Opponent	Score	RPI	S	Opponent	Score	RPI	S	Opponent	Score	RPI	S	Opponent	Score
5	A	Duke	56 80					51	A	Miami (FL)	54 79	104	H	Northwestern	63 67
5	H	Duke	53 90					57	A	Boston U.	46 52	112	H	North Carolina St.	81 69
12	A	Maryland	62 85					73	H	BYU	62 56	117	N	Sacred Heart	48 54
12	H	Maryland	61 86					79	A	Hampton	57 60	144	A	Virginia Tech	53 46
15	A	North Carolina	57 85					85	H	Rutgers	58 56	147	A	Holy Cross	71 52
15	H	North Carolina	52 80					99	H	Georgia Tech	74 68	160	H	Arizona St.	59 68
15	N	North Carolina	57 62					100	A	Virginia	57 69	163	A	Wake Forest	59 61
20	A	Florida St.	70 76					100	H	Virginia	61 49	163	H	Wake Forest	87 92
20	H	Florida St.	57 67					100	N	Virginia	66 57	198	A	Clemson	66 43
												198	H	Clemson	61 64
												208	N	Portland	68 40
												238	H	New Hampshire	64 59
												295	H	Vermont	80 43

LAST 12 Division I GAMES:															
15	N	North Carolina	57 62	51	A	Miami (FL)	54 79								
100	N	Virginia	66 57	100	H	Virginia	61 49								
99	H	Georgia Tech	74 68	163	A	Wake Forest	59 61								
15	A	North Carolina	57 85	15	H	North Carolina	52 80								
198	H	Clemson	61 64	12	A	Maryland	62 85								
12	H	Maryland	61 86	112	H	North Carolina St.	81 69								

Non-Div I Games:

Boston College

■ Loss,
 ■ Non-Conf,
 ■ S Site,
 ■ H Home
 ■ A Away
 N Neutral

Section 1				Through Games of Sunday, March 17, 1913						
Average RPI Win:	215	WON-LOST	WINNING	LAST 12	STRENGTH OF	OPP. STRENGTH	TEAM	ADJ.	CONF.	ADJ CONF.
Average RPI Loss:	75	RECORD	PCT. RANK	GAMES	SCHEDULE	OF SCHEDULE	RPI	RPI	RPI	RPI
DIV. I ONLY	23- 5	20	10- 2	204	157	57	57	21	21	
DIV. I NON-CONF.	10- 3	50	0- 0	173	39	62	62	24	24	
TOTALS	RPI 1-25	RPI 26-50	W-L RECORDS	RPI 51-100	RPI 101-150	RPI 150+				
23- 5	0- 0	2- 1	OVERALL	3- 3	2- 0	16- 1				
11- 2	0- 0	1- 0	HOME	2- 2	2- 0	6- 0				
11- 3	0- 0	1- 1	AWAY	1- 1	0- 0	9- 1				
1- 0	0- 0	0- 0	NEUTRAL	0- 0	0- 0	1- 0				
10- 3	0- 0	2- 1	NON-CONFERENCE	1- 1	2- 0	5- 1				
5- 1	0- 0	1- 0	HOME	1- 1	2- 0	1- 0				
4- 2	0- 0	1- 1	AWAY	0- 0	0- 0	3- 1				
1- 0	0- 0	0- 0	NEUTRAL	0- 0	0- 0	1- 0				
13- 2	0- 0	0- 0	CONFERENCE	2- 2	0- 0	11- 0				
6- 1	0- 0	0- 0	HOME	1- 1	0- 0	5- 0				
7- 1	0- 0	0- 0	AWAY	1- 1	0- 0	6- 0				
0- 0	0- 0	0- 0	NEUTRAL	0- 0	0- 0	0- 0				

RPI 1-25				RPI 26-50				RPI 51-100				Team's RPI: 57		RPI 101+			
RPI	S	Opponent	Score	RPI	S	Opponent	Score	RPI	S	Opponent	Score			RPI	S	Opponent	Score
				35	A	Michigan	58 67	55	H	West Virginia	57 60			103	H	Richmond	70 61
				39	H	St. John's (NY)	66 49	59	A	Albany (NY)	72 79			121	H	Boston College	52 46
				43	A	Marist	62 56	59	H	Albany (NY)	50 57			165	A	Northeastern	62 73
								90	H	Harvard	68 61			204	A	Lehigh	72 44
								98	A	Hartford	45 39			223	A	Stony Brook	72 61
								98	H	Hartford	42 40			223	H	Stony Brook	64 45
														238	A	New Hampshire	55 53
														238	H	New Hampshire	59 45
														248	A	Eastern Mich.	66 55
														264	N	Fairleigh Dickinson	68 42
														288	A	UMBC	63 49
														288	H	UMBC	72 51
														295	A	Vermont	56 47
														295	H	Vermont	58 30
														300	H	Massachusetts	73 50
														304	A	Rhode Island	54 29
														312	A	Binghamton	73 51
														312	H	Binghamton	57 52
														326	A	Maine	85 54
LAST 12 Division I GAMES:																	
				288	H	UMBC	72 51	98	H	Hartford	42 40						
				59	A	Albany (NY)	72 79	288	A	UMBC	63 49						
				238	H	New Hampshire	59 45	59	H	Albany (NY)	50 57						
				295	A	Vermont	56 47	238	A	New Hampshire	55 53						
				312	A	Binghamton	73 51	326	A	Maine	85 54						
				223	H	Stony Brook	64 45	312	H	Binghamton	57 52						

Non-Div I Games:

Boston U.

■ Loss, ■ Non-Conf, S Site, H Home A Away N Neutral

Bowling Green

Through Games Of Sunday, March 17, 2013

Average RPI Win: 220	WON-LOST	WINNING	LAST 12	STRENGTH OF	OPP. STRENGTH	TEAM	ADJ.	CONF.	ADJ CONF.
Average RPI Loss: 110	RECORD	PCT. RANK	GAMES	SCHEDULE	OF SCHEDULE	RPI	RPI	RPI	RPI
DIV. I ONLY	21- 10	67	9- 3	224	159	108	108	18	18
DIV. I NON-CONF.	8- 4	84	0- 0	108	31	77	77	19	19
TOTALS	RPI 1-25	RPI 26-50	W-L RECORDS	RPI 51-100	RPI 101-150	RPI 150+			
21- 10	1- 1	1- 3	OVERALL	1- 0	3- 3	15- 3			
11- 4	1- 0	1- 1	HOME	1- 0	2- 2	6- 1			
9- 4	0- 1	0- 0	AWAY	0- 0	1- 1	8- 2			
1- 2	0- 0	0- 2	NEUTRAL	0- 0	0- 0	1- 0			
8- 4	1- 1	0- 1	NON-CONFERENCE	1- 0	2- 2	4- 0			
4- 2	1- 0	0- 0	HOME	1- 0	1- 2	1- 0			
4- 1	0- 1	0- 0	AWAY	0- 0	1- 0	3- 0			
0- 1	0- 0	0- 1	NEUTRAL	0- 0	0- 0	0- 0			
13- 6	0- 0	1- 2	CONFERENCE	0- 0	1- 1	11- 3			
7- 2	0- 0	1- 1	HOME	0- 0	1- 0	5- 1			
5- 3	0- 0	0- 0	AWAY	0- 0	0- 1	5- 2			
1- 1	0- 0	0- 1	NEUTRAL	0- 0	0- 0	1- 0			

RPI 1-25				RPI 26-50				RPI 51-100				RPI 101+ Team's RPI: 108			
RPI	S	Opponent	Score	RPI	S	Opponent	Score	RPI	S	Opponent	Score	RPI	S	Opponent	Score
13	H	Dayton	65 40	28	N	Villanova	42 53	74	H	Wyoming	79 69	104	A	Northwestern	60 37
14	A	Purdue	45 59	46	H	Toledo	38 48					113	A	Akron	63 68
				50	H	Central Mich.	84 59					113	H	Akron	74 61
				50	N	Central Mich.	48 81					120	H	UCF	56 59
												122	H	Temple	56 70
												123	H	Butler	67 47
												174	A	Miami (OH)	61 76
												174	H	Miami (OH)	54 57
												180	H	Ball St.	73 42
												220	H	Colorado St.	71 49
												232	A	Niagara	79 74
												248	A	Eastern Mich.	61 47
												257	A	Western Mich.	54 55
												257	N	Western Mich.	55 53
												258	A	Buffalo	61 56
												258	H	Buffalo	56 43
												260	A	UNLV	64 54
												284	A	Northern Ill.	60 49
												300	A	Massachusetts	64 61
												321	A	Ohio	67 41
												321	H	Ohio	73 52
												338	A	Kent St.	51 43
												338	H	Kent St.	69 33
												338	H	Kent St.	76 35
LAST 12 Division I GAMES:															
				50	N	Central Mich.	48 81	174	A	Miami (OH)	61 76				
				257	N	Western Mich.	55 53	113	H	Akron	74 61				
				338	H	Kent St.	76 35	284	A	Northern Ill.	60 49				
				338	A	Kent St.	51 43	257	A	Western Mich.	54 55				
				321	H	Ohio	73 52	258	A	Buffalo	61 56				
				258	H	Buffalo	56 43	50	H	Central Mich.	84 59				

Non-Div I Games: Madonna 68 57

Bowling Green

■ Loss,
 ■ Non-Conf,
 ■ S Site,
 ■ Home
 ■ A Away
 N Neutral

Average RPI Win:	204	WON-LOST	WINNING	LAST 12	STRENGTH OF	OPP. STRENGTH	TEAM	ADJ.	CONF.	ADJ CONF.
Average RPI Loss:	121	RECORD	PCT. RANK	GAMES	SCHEDULE	OF SCHEDULE	RPI	RPI	RPI	RPI
DIV. I ONLY	14- 16	180	7- 5	144	126	169	169	10	10	
DIV. I NON-CONF.	6- 5	147	0- 0	172	188	140	140	9	9	
TOTALS	RPI 1-25	RPI 26-50	W-L RECORDS	RPI 51-100	RPI 101-150	RPI 150+				
14- 16	0- 0	0- 3	OVERALL	3- 5	2- 4	9- 4				
8- 5	0- 0	0- 2	HOME	1- 1	1- 2	6- 0				
6- 9	0- 0	0- 1	AWAY	2- 2	1- 2	3- 4				
0- 2	0- 0	0- 0	NEUTRAL	0- 2	0- 0	0- 0				
6- 5	0- 0	0- 1	NON-CONFERENCE	1- 2	2- 0	3- 2				
3- 1	0- 0	0- 1	HOME	0- 0	1- 0	2- 0				
3- 3	0- 0	0- 0	AWAY	1- 1	1- 0	1- 2				
0- 1	0- 0	0- 0	NEUTRAL	0- 1	0- 0	0- 0				
8- 11	0- 0	0- 2	CONFERENCE	2- 3	0- 4	6- 2				
5- 4	0- 0	0- 1	HOME	1- 1	0- 2	4- 0				
3- 6	0- 0	0- 1	AWAY	1- 1	0- 2	2- 2				
0- 1	0- 0	0- 0	NEUTRAL	0- 1	0- 0	0- 0				

RPI S	Opponent	Score	RPI S	Opponent	Score	RPI S	Opponent	Score	RPI S	Opponent	Score	Team's RPI: 169
41	A Creighton	67 79	41	H Creighton	65 83	54	A Wichita St.	75 55	129	A UNI	45 70	
50	H Central Mich.	58 73	41	H Creighton	65 83	54	H Wichita St.	58 62	129	H UNI	72 77	
			50	H Central Mich.	58 73	56	A South Fla.	50 60	136	A Eastern Ill.	66 65	
						66	A Illinois St.	65 81	143	H Winthrop	80 64	
						66	H Illinois St.	71 69	146	A Indiana St.	54 55	
						66	N Illinois St.	48 59	146	H Indiana St.	53 58	
						80	A Illinois	83 77	169	A Missouri St.	86 91	
						87	N Tulane	69 74	169	H Missouri St.	80 79	
									225	A Evansville	73 57	
									225	H Evansville	78 52	
									239	A Milwaukee	112 116	
									254	A Western Ill.	81 92	
									266	A Drake	62 66	
									266	H Drake	93 84	
									283	A Northern Ariz.	95 83	
									284	H Northern Ill.	67 58	
									298	H Ill.-Chicago	66 52	
									315	A Southern Ill.	77 61	
									315	H Southern Ill.	90 48	
LAST 12 Division I GAMES:												
66	N Illinois St.	48 59	266	H Drake	93 84							
146	H Indiana St.	53 58	129	A UNI	45 70							
66	H Illinois St.	71 69	54	A Wichita St.	75 55							
225	A Evansville	73 57	169	A Missouri St.	86 91							
315	A Southern Ill.	77 61	315	H Southern Ill.	90 48							
41	H Creighton	65 83	225	H Evansville	78 52							

Non-Div I Games:

Bradley

Average RPI Win:	259	WON-LOST	WINNING	LAST 12	STRENGTH OF	OPP. STRENGTH	TEAM	ADJ.	CONF.	ADJ CONF.
Average RPI Loss:	186	RECORD	PCT. RANK	GAMES	SCHEDULE	OF SCHEDULE	RPI	RPI	RPI	RPI
DIV. I ONLY	9- 19	275	2- 10	303	260	301	301	19	19	
DIV. I NON-CONF.	6- 8	206	0- 0	301	299	260	260	18	18	
TOTALS	RPI 1-25	RPI 26-50	W-L RECORDS	RPI 51-100	RPI 101-150	RPI 150+				
9- 19	0- 1	0- 2	OVERALL	0- 2	0- 1	9- 13				
5- 8	0- 0	0- 1	HOME	0- 1	0- 0	5- 6				
3- 11	0- 1	0- 1	AWAY	0- 1	0- 1	3- 7				
1- 0	0- 0	0- 0	NEUTRAL	0- 0	0- 0	1- 0				
6- 8	0- 1	0- 0	NON-CONFERENCE	0- 0	0- 1	6- 6				
4- 2	0- 0	0- 0	HOME	0- 0	0- 0	4- 2				
1- 6	0- 1	0- 0	AWAY	0- 0	0- 1	1- 4				
1- 0	0- 0	0- 0	NEUTRAL	0- 0	0- 0	1- 0				
3- 11	0- 0	0- 2	CONFERENCE	0- 2	0- 0	3- 7				
1- 6	0- 0	0- 1	HOME	0- 1	0- 0	1- 4				
2- 5	0- 0	0- 1	AWAY	0- 1	0- 0	2- 3				
0- 0	0- 0	0- 0	NEUTRAL	0- 0	0- 0	0- 0				

RPI 1-25				RPI 26-50				RPI 51-100				RPI 101+				Team's RPI: 301	
RPI	S	Opponent	Score	RPI	S	Opponent	Score	RPI	S	Opponent	Score	RPI	S	Opponent	Score		
12	A	Maryland	36 76	27	A	Princeton	51 80	90	A	Harvard	71 77	147	A	Holy Cross	66 83		
				27	H	Princeton	37 68	90	H	Harvard	58 68	157	H	Army	48 45		
												164	A	Yale	68 67		
												164	H	Yale	47 59		
												190	A	Penn	48 60		
												190	H	Penn	48 65		
												193	A	Fairfield	34 49		
												197	H	Rider	47 57		
												228	A	Lafayette	32 56		
												238	H	New Hampshire	50 43		
												241	A	Pittsburgh	57 58		
												247	H	Bryant	58 81		
												263	A	Dartmouth	59 39		
												263	H	Dartmouth	41 49		
												265	A	Cornell	58 60		
												265	H	Cornell	58 51		
												272	H	NJIT	53 51		
												295	A	Vermont	56 66		
												304	A	Rhode Island	55 51		
												332	N	UMES	57 46		
												333	H	Saint Peter's	82 48		
												336	A	Columbia	51 62		
												336	H	Columbia	55 58		
LAST 12 Division I GAMES:																	
				27	A	Princeton	51 80					265	A	Cornell	58 60		
				190	A	Penn	48 60					336	A	Columbia	51 62		
				336	H	Columbia	55 58					190	H	Penn	48 65		
				265	H	Cornell	58 51					27	H	Princeton	37 68		
				263	A	Dartmouth	59 39					90	H	Harvard	58 68		
				90	A	Harvard	71 77					263	H	Dartmouth	41 49		

Non-Div I Games:

Brown

■ Loss,
■ Non-Conf,
■ S Site,
■ H Home
■ A Away
N Neutral

Average RPI Win: 260	WON-LOST	WINNING	LAST 12	STRENGTH OF	OPP. STRENGTH	TEAM	ADJ.	CONF.	ADJ CONF.
Average RPI Loss: 158	RECORD	PCT. RANK	GAMES	SCHEDULE	OF SCHEDULE	RPI	RPI	RPI	RPI
DIV. I ONLY	12- 18	221	6- 6	228	293	247	247	24	24
DIV. I NON-CONF.	4- 7	233	0- 0	281	309	270	270	22	22
TOTALS	RPI 1-25	RPI 26-50	W-L RECORDS	RPI 51-100	RPI 101-150	RPI 150+			
12- 18	0- 0	0- 3	OVERALL	0- 1	2- 5	10- 9			
6- 8	0- 0	0- 1	HOME	0- 0	1- 2	5- 5			
6- 10	0- 0	0- 2	AWAY	0- 1	1- 3	5- 4			
0- 0	0- 0	0- 0	NEUTRAL	0- 0	0- 0	0- 0			
4- 7	0- 0	0- 0	NON-CONFERENCE	0- 1	1- 2	3- 4			
2- 3	0- 0	0- 0	HOME	0- 0	0- 1	2- 2			
2- 4	0- 0	0- 0	AWAY	0- 1	1- 1	1- 2			
0- 0	0- 0	0- 0	NEUTRAL	0- 0	0- 0	0- 0			
8- 11	0- 0	0- 3	CONFERENCE	0- 0	1- 3	7- 5			
4- 5	0- 0	0- 1	HOME	0- 0	1- 1	3- 3			
4- 6	0- 0	0- 2	AWAY	0- 0	0- 2	4- 2			
0- 0	0- 0	0- 0	NEUTRAL	0- 0	0- 0	0- 0			

RPI S	Opponent	Score	RPI S	Opponent	Score	RPI S	Opponent	Score	RPI S	Opponent	Score	Team's RPI: 247
40	A Quinnipiac	61 74	81	A Youngstown St.	59 75	107	A Saint Francis (PA)	76 81				
40	A Quinnipiac	55 79				107	H Saint Francis (PA)	79 54				
40	H Quinnipiac	62 85				113	A Akron	56 78				
						117	A Sacred Heart	44 62				
						117	H Sacred Heart	50 58				
						126	A Iona	77 71				
						147	H Holy Cross	66 68				
						157	A Army	51 67				
						164	H Yale	65 78				
						200	A Monmouth	58 55				
						202	A Mt. St. Mary's	69 62				
						202	H Mt. St. Mary's	84 86				
						203	A Central Conn. St.	50 59				
						203	H Central Conn. St.	66 76				
						261	H St. Francis Brooklyn	57 68				
						263	H Dartmouth	53 64				
						264	A Fairleigh Dickinson	66 53				
						277	A Robert Morris	69 71				
						277	H Robert Morris	61 56				
						301	A Brown	81 58				
						304	A Rhode Island	50 65				
						317	H LIU Brooklyn	64 49				
						326	H Maine	44 40				
						331	A Wagner	71 53				
						331	H Wagner	65 47				
						336	H Columbia	68 54				
LAST 12 Division I GAMES:												
40	A Quinnipiac	55 79	202	A Mt. St. Mary's	69 62							
277	H Robert Morris	61 56	331	A Wagner	71 53							
107	H Saint Francis (PA)	79 54	261	H St. Francis Brooklyn	57 68							
117	H Sacred Heart	50 58	264	A Fairleigh Dickinson	66 53							
40	A Quinnipiac	61 74	200	A Monmouth	58 55							
203	H Central Conn. St.	66 76	117	A Sacred Heart	44 62							

Non-Div I Games:

Bryant





■ Loss,
 ■ Non-Conf,
 ■ S Site,
 ■ Home
 ■ A Away
 N Neutral

Average RPI Win: 228	WON-LOST	WINNING	LAST 12	STRENGTH OF	OPP. STRENGTH	TEAM	ADJ.	CONF.	ADJ CONF.
Average RPI Loss: 161	RECORD	PCT. RANK	GAMES	SCHEDULE	OF SCHEDULE	RPI	RPI	RPI	RPI
DIV. I ONLY	15- 16	171	3- 9	191	250	186	186	15	15
DIV. I NON-CONF.	9- 6	125	0- 0	259	329	181	181	17	17
TOTALS	RPI 1-25	RPI 26-50	W-L RECORDS	RPI 51-100	RPI 101-150	RPI 150+			
15- 16	0- 0	0- 0	OVERALL	0- 1	3- 6	12- 9			
8- 6	0- 0	0- 0	HOME	0- 0	2- 2	6- 4			
7- 10	0- 0	0- 0	AWAY	0- 1	1- 4	6- 5			
0- 0	0- 0	0- 0	NEUTRAL	0- 0	0- 0	0- 0			
9- 6	0- 0	0- 0	NON-CONFERENCE	0- 1	0- 1	9- 4			
5- 2	0- 0	0- 0	HOME	0- 0	0- 1	5- 1			
4- 4	0- 0	0- 0	AWAY	0- 1	0- 0	4- 3			
0- 0	0- 0	0- 0	NEUTRAL	0- 0	0- 0	0- 0			
6- 10	0- 0	0- 0	CONFERENCE	0- 0	3- 5	3- 5			
3- 4	0- 0	0- 0	HOME	0- 0	2- 1	1- 3			
3- 6	0- 0	0- 0	AWAY	0- 0	1- 4	2- 2			
0- 0	0- 0	0- 0	NEUTRAL	0- 0	0- 0	0- 0			

RPI 1-25				RPI 26-50				RPI 51-100				RPI 101+ Team's RPI: 186			
RPI	S	Opponent	Score	RPI	S	Opponent	Score	RPI	S	Opponent	Score	RPI	S	Opponent	Score
								81	A	Youngstown St.	51 69	102	A	Navy	48 60
												102	A	Navy	40 61
												102	H	Navy	55 48
												107	H	Saint Francis (PA)	54 62
												133	A	American	46 43
												133	A	American	43 54
												133	H	American	58 66
												147	A	Holy Cross	49 57
												147	H	Holy Cross	62 59
												157	A	Army	60 68
												157	H	Army	35 44
												164	A	Yale	62 82
												190	A	Penn	53 58
												202	H	Mt. St. Mary's	55 43
												204	A	Lehigh	53 37
												204	H	Lehigh	37 49
												212	A	Xavier	62 71
												214	H	Longwood	52 60
												228	A	Lafayette	50 49
												228	H	Lafayette	61 66
												232	H	Niagara	77 69
												237	A	Colgate	51 58
												237	H	Colgate	53 51
												258	H	Buffalo	78 71
												265	H	Cornell	64 39
												267	A	Towson	75 62
LAST 12 Division I GAMES:															
				102	A	Navy	48 60					228	H	Lafayette	61 66
				133	A	American	46 43					237	A	Colgate	51 58
				102	H	Navy	55 48					157	H	Army	35 44
				133	A	American	43 54					102	A	Navy	40 61
				147	A	Holy Cross	49 57					133	H	American	58 66
				204	H	Lehigh	37 49					147	H	Holy Cross	62 59

Non-Div I Games:

Bucknell

 Loss,
  Non-Conf, S Site,
  Home
  Away
 N Neutral

RPI	S	Opponent	Score	
268	A	Canisius	59	50
272	H	NJIT	52	35
274	A	Morgan St.	72	64
333	A	Saint Peter's	69	62

B
u
c
k
n
e
l
l

B
u
c
k
n
e
l
l

Bucknell

Buffalo

Through Games Of Sunday, March 17, 2013

Average RPI Win:	272	WON-LOST	WINNING	LAST 12	STRENGTH OF	OPP. STRENGTH	TEAM	ADJ.	CONF.	ADJ CONF.
Average RPI Loss:	148	RECORD	PCT. RANK	GAMES	SCHEDULE	OF SCHEDULE	RPI	RPI	RPI	RPI
DIV. I ONLY	12- 20	245	5- 7	207	252	258	258	18	18	
DIV. I NON-CONF.	2- 11	313	0- 0	211	232	311	311	19	19	
TOTALS	RPI 1-25	RPI 26-50	W-L RECORDS	RPI 51-100	RPI 101-150	RPI 150+				
12- 20	0- 1	0- 3	OVERALL	0- 1	0- 6	12- 9				
6- 9	0- 0	0- 1	HOME	0- 1	0- 2	6- 5				
5- 9	0- 1	0- 2	AWAY	0- 0	0- 2	5- 4				
1- 2	0- 0	0- 0	NEUTRAL	0- 0	0- 2	1- 0				
2- 11	0- 1	0- 1	NON-CONFERENCE	0- 1	0- 1	2- 7				
1- 5	0- 0	0- 1	HOME	0- 1	0- 0	1- 3				
1- 5	0- 1	0- 0	AWAY	0- 0	0- 0	1- 4				
0- 1	0- 0	0- 0	NEUTRAL	0- 0	0- 1	0- 0				
10- 9	0- 0	0- 2	CONFERENCE	0- 0	0- 5	10- 2				
5- 4	0- 0	0- 0	HOME	0- 0	0- 2	5- 2				
4- 4	0- 0	0- 2	AWAY	0- 0	0- 2	4- 0				
1- 1	0- 0	0- 0	NEUTRAL	0- 0	0- 1	1- 0				

RPI 1-25				RPI 26-50				RPI 51-100				RPI 101+ Team's RPI: 258			
RPI	S	Opponent	Score	RPI	S	Opponent	Score	RPI	S	Opponent	Score	RPI	S	Opponent	Score
13	A	Dayton	44 68	36	H	Duquesne	52 78	81	H	Youngstown St.	50 60	108	A	Bowling Green	43 56
				46	A	Toledo	44 59					108	H	Bowling Green	56 61
				50	A	Central Mich.	51 86					113	A	Akron	57 75
												113	H	Akron	60 77
												113	N	Akron	79 83
												136	N	Eastern Ill.	73 89
												174	A	Miami (OH)	78 70
												174	H	Miami (OH)	56 69
												174	N	Miami (OH)	82 70
												180	H	Ball St.	55 69
												186	A	Bucknell	71 78
												205	A	Wright St.	51 66
												215	H	St. Bonaventure	55 64
												232	H	Niagara	65 51
												241	H	Pittsburgh	77 91
												248	A	Eastern Mich.	79 63
												257	H	Western Mich.	63 44
												265	A	Cornell	43 70
												268	A	Canisius	57 73
												284	H	Northern Ill.	56 46
												284	H	Northern Ill.	60 53
												293	A	Oakland	61 59
												312	H	Binghamton	60 65
												321	A	Ohio	56 35
												321	H	Ohio	73 36
												338	A	Kent St.	69 54
LAST 12 Division I GAMES:															
				113	N	Akron	79 83					321	A	Ohio	56 35
				174	N	Miami (OH)	82 70					174	H	Miami (OH)	56 69
				284	H	Northern Ill.	56 46					248	A	Eastern Mich.	79 63
				113	H	Akron	60 77					50	A	Central Mich.	51 86
				338	H	Kent St.	81 45					108	H	Bowling Green	56 61
				108	A	Bowling Green	43 56					113	A	Akron	57 75

Non-Div I Games:

Buffalo

■ Loss,
■ Non-Conf,
■ S Site,
■ H Home
■ A Away
N Neutral

RPI	S	Opponent	Score
338	H	Kent St.	81 45

Buffalo

B
u
f
f
a
l
o

B
u
f
f
a
l
o

Average RPI Win:	214	WON-LOST	WINNING	LAST 12	STRENGTH OF	OPP. STRENGTH	TEAM	ADJ.	CONF.	ADJ CONF.
Average RPI Loss:	100	RECORD	PCT. RANK	GAMES	SCHEDULE	OF SCHEDULE	RPI	RPI	RPI	RPI
DIV. I ONLY	17- 13	124	6- 6	181	102	123	123	9	9	
DIV. I NON-CONF.	9- 6	125	0- 0	158	171	108	108	8	8	
TOTALS	RPI 1-25	RPI 26-50	W-L RECORDS	RPI 51-100	RPI 101-150	RPI 150+				
17- 13	0- 1	0- 3	OVERALL	0- 3	2- 2	15- 4				
9- 4	0- 1	0- 0	HOME	0- 1	2- 1	7- 1				
8- 7	0- 0	0- 3	AWAY	0- 2	0- 1	8- 1				
0- 2	0- 0	0- 0	NEUTRAL	0- 0	0- 0	0- 2				
9- 6	0- 0	0- 1	NON-CONFERENCE	0- 2	1- 1	8- 2				
4- 2	0- 0	0- 0	HOME	0- 1	1- 0	3- 1				
5- 3	0- 0	0- 1	AWAY	0- 1	0- 1	5- 0				
0- 1	0- 0	0- 0	NEUTRAL	0- 0	0- 0	0- 1				
8- 7	0- 1	0- 2	CONFERENCE	0- 1	1- 1	7- 2				
5- 2	0- 1	0- 0	HOME	0- 0	1- 1	4- 0				
3- 4	0- 0	0- 2	AWAY	0- 1	0- 0	3- 1				
0- 1	0- 0	0- 0	NEUTRAL	0- 0	0- 0	0- 1				

RPI 1-25				RPI 26-50				RPI 51-100				RPI 101+				Team's RPI: 123	
RPI	S	Opponent	Score	RPI	S	Opponent	Score	RPI	S	Opponent	Score	RPI	S	Opponent	Score		
13	H	Dayton	39 82	32	A	Saint Joseph's	50 57	53	A	Charlotte	49 59	103	H	Richmond	44 68		
				36	A	Duquesne	43 59	66	H	Illinois St.	57 65	108	A	Bowling Green	47 67		
				49	A	St. Mary's (CA)	74 85	68	A	Marquette	62 73	122	H	Temple	59 55		
												146	H	Indiana St.	56 45		
												151	A	IUPUI	67 58		
												154	A	George Washington	60 77		
												168	A	Northern Ky.	66 56		
												180	A	Ball St.	70 62		
												191	H	Indiana	59 56		
												193	H	Fairfield	45 54		
												201	A	Saint Louis	67 62		
												201 N	Saint Louis	41 44			
												210	A	La Salle	59 42		
												212	H	Xavier	71 67		
												215	H	St. Bonaventure	64 46		
												218	H	VCU	65 45		
												229 N	Portland St.	58 71			
												231	H	Valparaiso	69 55		
												246	A	Cleveland St.	56 54		
												248	H	Eastern Mich.	65 59		
												298	A	Ill.-Chicago	84 61		
												300	A	Massachusetts	75 61		
												304	H	Rhode Island	60 45		
LAST 12 Division I GAMES:																	
				201 N	Saint Louis	41 44		53	A	Charlotte	49 59						
				36	A	Duquesne	43 59		154	A	George Washington	60 77					
				122	H	Temple	59 55		304	H	Rhode Island	60 45					
				103	H	Richmond	44 68		32	A	Saint Joseph's	50 57					
				201	A	Saint Louis	67 62		218	H	VCU	65 45					
				215	H	St. Bonaventure	64 46		300	A	Massachusetts	75 61					

Non-Div I Games:

Butler

■ Loss,
 ■ Non-Conf, S Site,
 ■ Home
 ■ Away
 N Neutral

CSU Bakersfield

Through Games Of Sunday, March 17, 2013

Average RPI Win:	303	WON-LOST	WINNING	LAST 12	STRENGTH OF	OPP. STRENGTH	TEAM	ADJ.	CONF.	ADJ CONF.
Average RPI Loss:	166	RECORD	PCT. RANK	GAMES	SCHEDULE	OF SCHEDULE	RPI	RPI	RPI	RPI
DIV. I ONLY	12- 17	216	10- 2	336	306	287	287	31	31	
DIV. I NON-CONF.	10- 17	232	8- 2	287	292	268	268	31	31	
TOTALS	RPI 1-25	RPI 26-50	W-L RECORDS	RPI 51-100	RPI 101-150	RPI 150+				
12- 17	0- 2	0- 1	OVERALL	0- 2	1- 1	11- 11				
5- 7	0- 1	0- 0	HOME	0- 1	1- 1	4- 4				
7- 7	0- 0	0- 1	AWAY	0- 1	0- 0	7- 5				
0- 3	0- 1	0- 0	NEUTRAL	0- 0	0- 0	0- 2				
10- 17	0- 2	0- 1	NON-CONFERENCE	0- 2	1- 1	9- 11				
4- 7	0- 1	0- 0	HOME	0- 1	1- 1	3- 4				
6- 7	0- 0	0- 1	AWAY	0- 1	0- 0	6- 5				
0- 3	0- 1	0- 0	NEUTRAL	0- 0	0- 0	0- 2				
2- 0	0- 0	0- 0	CONFERENCE	0- 0	0- 0	2- 0				
1- 0	0- 0	0- 0	HOME	0- 0	0- 0	1- 0				
1- 0	0- 0	0- 0	AWAY	0- 0	0- 0	1- 0				
0- 0	0- 0	0- 0	NEUTRAL	0- 0	0- 0	0- 0				

RPI 1-25				RPI 26-50				RPI 51-100				RPI 101+ Team's RPI: 287			
RPI	S	Opponent	Score	RPI	S	Opponent	Score	RPI	S	Opponent	Score	RPI	S	Opponent	Score
5	N	Duke	63 97	47	A	Pacific	60 102	75	A	Cal Poly	71 75	115	H	Sacramento St.	72 79
9	H	California	46 84					76	H	Fresno St.	68 77	145	H	Cal St. Northridge	70 62
												161	H	Santa Clara	56 77
												177	H	Arizona	50 71
												192	A	Oregon St.	48 71
												206	N	Stephen F. Austin	71 76
												209	N	UC Davis	59 71
												220	A	Colorado St.	54 56
												226	H	UC Riverside	63 75
												236	A	New Mexico St.	81 87
												251	A	UC Irvine	71 64
												251	H	UC Irvine	52 66
												283	A	Northern Ariz.	71 68
												292	A	Nevada	83 80
												299	A	Utah Valley	69 72
												299	H	Utah Valley	67 65
												320	A	Tex.-Pan American	71 62
												320	H	Tex.-Pan American	85 62
												323	A	Air Force	78 82
												343	A	Chicago St.	70 51
												343	H	Chicago St.	72 54
												344	A	Houston Baptist	88 75
												345	A	New Orleans	78 59
												345	H	New Orleans	85 55
LAST 12 Division I GAMES:															
345	H	New Orleans	85 55	145	H	Cal St. Northridge	70 62								
299	A	Utah Valley	69 72	343	A	Chicago St.	70 51								
236	A	New Mexico St.	81 87	299	H	Utah Valley	67 65								
343	H	Chicago St.	72 54	344	A	Houston Baptist	88 75								
345	A	New Orleans	78 59	320	H	Tex.-Pan American	85 62								
320	A	Tex.-Pan American	71 62	292	A	Nevada	83 80								

Non-Div I Games:

CSU Bakersfield

Loss, Non-Conf, S Site, H Home A Away N Neutral

Average RPI Win:	181	WON-LOST	WINNING	LAST 12	STRENGTH OF	OPP. STRENGTH	TEAM	ADJ.	CONF.	ADJ CONF.
Average RPI Loss:	120	RECORD	PCT. RANK	GAMES	SCHEDULE	OF SCHEDULE	RPI	RPI	RPI	RPI
DIV. I ONLY	21- 10	67	10- 2	102	111	75	75	11	11	
DIV. I NON-CONF.	6- 5	147	0- 0	106	63	132	132	11	11	
TOTALS	RPI 1-25	RPI 26-50	W-L RECORDS	RPI 51-100	RPI 101-150	RPI 150+				
21- 10	0- 1	3- 3	OVERALL	1- 0	2- 2	15- 4				
12- 4	0- 0	1- 2	HOME	1- 0	2- 0	8- 2				
7- 6	0- 1	1- 1	AWAY	0- 0	0- 2	6- 2				
2- 0	0- 0	1- 0	NEUTRAL	0- 0	0- 0	1- 0				
6- 5	0- 1	0- 3	NON-CONFERENCE	1- 0	0- 0	5- 1				
4- 3	0- 0	0- 2	HOME	1- 0	0- 0	3- 1				
2- 2	0- 1	0- 1	AWAY	0- 0	0- 0	2- 0				
0- 0	0- 0	0- 0	NEUTRAL	0- 0	0- 0	0- 0				
15- 5	0- 0	3- 0	CONFERENCE	0- 0	2- 2	10- 3				
8- 1	0- 0	1- 0	HOME	0- 0	2- 0	5- 1				
5- 4	0- 0	1- 0	AWAY	0- 0	0- 2	4- 2				
2- 0	0- 0	1- 0	NEUTRAL	0- 0	0- 0	1- 0				

RPI	S	Opponent	Score	RPI	S	Opponent	Score	RPI	S	Opponent	Score	RPI	S	Opponent	Score
9	A	California	61 87	38	A	Oklahoma St.	59 90	67	H	San Diego	69 50	145	A	Cal St. Northridge	70 80
				45	H	San Diego St.	56 73					145	H	Cal St. Northridge	66 49
				47	A	Pacific	62 59					148	A	Hawaii	43 61
				47	H	Pacific	96 95					148	H	Hawaii	47 43
				47	N	Pacific	63 49					155	A	UC Santa Barbara	65 56
				49	H	St. Mary's (CA)	67 70					155	H	UC Santa Barbara	66 47
												155	N	UC Santa Barbara	62 43
												171	A	Long Beach St.	52 62
												171	H	Long Beach St.	58 71
												172	H	Loyola Marymount	84 71
												192	A	Oregon St.	72 62
												206	H	Stephen F. Austin	75 64
												209	A	UC Davis	69 79
												209	H	UC Davis	73 71
												211	H	San Francisco	67 71
												226	A	UC Riverside	94 59
												226	H	UC Riverside	79 56
												251	A	UC Irvine	64 46
												251	H	UC Irvine	76 36
												262	A	Cal St. Fullerton	72 47
												262	H	Cal St. Fullerton	78 40
												287	H	CSU Bakersfield	75 71
												292	A	Nevada	72 63
LAST 12 Division I GAMES:															
				47	N	Pacific	63 49					148	H	Hawaii	47 43
				155	N	UC Santa Barbara	62 43					145	H	Cal St. Northridge	66 49
				171	H	Long Beach St.	58 71					155	A	UC Santa Barbara	65 56
				251	H	UC Irvine	76 36					209	A	UC Davis	69 79
				262	A	Cal St. Fullerton	72 47					47	A	Pacific	62 59
				226	A	UC Riverside	94 59					226	H	UC Riverside	79 56

Non-Div I Games:

Cal Poly

■ Loss,
 ■ Non-Conf,
 ■ S Site,
 ■ Home
 ■ Away
 N Neutral

Average RPI Win:	205	WON-LOST	WINNING	LAST 12	STRENGTH OF	OPP. STRENGTH	TEAM	ADJ.	CONF.	ADJ CONF.
Average RPI Loss:	147	RECORD	PCT. RANK	GAMES	SCHEDULE	OF SCHEDULE	RPI	RPI	RPI	RPI
DIV. I ONLY	11- 22	267	4- 8	190	123	262	262	11	11	
DIV. I NON-CONF.	4- 8	244	0- 0	291	148	301	301	11	11	
TOTALS	RPI 1-25	RPI 26-50	W-L RECORDS	RPI 51-100	RPI 101-150	RPI 150+				
11- 22	0- 0	0- 4	OVERALL	0- 4	3- 3	8- 11				
7- 7	0- 0	0- 1	HOME	0- 1	2- 1	5- 4				
2- 12	0- 0	0- 2	AWAY	0- 1	0- 2	2- 7				
2- 3	0- 0	0- 1	NEUTRAL	0- 2	1- 0	1- 0				
4- 8	0- 0	0- 1	NON-CONFERENCE	0- 2	1- 0	3- 5				
4- 1	0- 0	0- 0	HOME	0- 0	1- 0	3- 1				
0- 5	0- 0	0- 1	AWAY	0- 0	0- 0	0- 4				
0- 2	0- 0	0- 0	NEUTRAL	0- 2	0- 0	0- 0				
7- 14	0- 0	0- 3	CONFERENCE	0- 2	2- 3	5- 6				
3- 6	0- 0	0- 1	HOME	0- 1	1- 1	2- 3				
2- 7	0- 0	0- 1	AWAY	0- 1	0- 2	2- 3				
2- 1	0- 0	0- 1	NEUTRAL	0- 0	1- 0	1- 0				

RPI S	Opponent	Score	RPI S	Opponent	Score	RPI S	Opponent	Score	RPI S	Opponent	Score	Team's RPI: 262
31	A Gonzaga	44 83	47	A Pacific	50 81	75	A Cal Poly	40 78	115	H Sacramento St.	94 75	
47	H Pacific	55 67	47	N Pacific	51 54	77	N Georgetown	51 53	145	A Cal St. Northridge	44 72	
47	N Pacific	51 54				96	N Eastern Wash.	45 50	145	H Cal St. Northridge	55 56	
									148	A Hawaii	43 53	
									148	H Hawaii	83 74	
									148	N Hawaii	66 51	
									155	A UC Santa Barbara	50 60	
									155	H UC Santa Barbara	46 38	
									171	A Long Beach St.	39 45	
									171	H Long Beach St.	56 58	
									171	N Long Beach St.	54 48	
									172	A Loyola Marymount	73 85	
									183	A New Mexico	43 52	
									192	A Oregon St.	36 54	
									209	A UC Davis	60 42	
									209	H UC Davis	44 88	
									211	H San Francisco	60 55	
									226	A UC Riverside	54 49	
									226	H UC Riverside	45 64	
									251	A UC Irvine	39 43	
									251	H UC Irvine	65 51	
									280	H San Jose St.	60 59	
									283	H Northern Ariz.	54 55	
									292	A Nevada	72 76	
									336	H Columbia	61 49	
LAST 12 Division I GAMES:												
47	N Pacific	51 54	155	H UC Santa Barbara	46 38	209	A UC Davis	60 42	47	A Pacific	50 81	
148	N Hawaii	66 51	251	A UC Irvine	39 43	171	H Long Beach St.	56 58	251	A UC Irvine	39 43	
171	N Long Beach St.	54 48	171	H Long Beach St.	56 58	226	H UC Riverside	45 64	171	H Long Beach St.	56 58	
148	A Hawaii	43 53	226	H UC Riverside	45 64							
145	A Cal St. Northridge	44 72										
75	H Cal Poly	47 72										

Non-Div I Games:

Cal St. Fullerton

Average RPI Win:	187	WON-LOST	WINNING	LAST 12	STRENGTH OF	OPP. STRENGTH	TEAM	ADJ.	CONF.	ADJ CONF.
Average RPI Loss:	135	RECORD	PCT. RANK	GAMES	SCHEDULE	OF SCHEDULE	RPI	RPI	RPI	RPI
DIV. I ONLY	16- 16	160	5- 7	131	114	145	145	11	11	
DIV. I NON-CONF.	6- 6	160	0- 0	91	83	100	100	11	11	
TOTALS	RPI 1-25	RPI 26-50	W-L RECORDS	RPI 51-100	RPI 101-150	RPI 150+				
16- 16	1- 1	0- 3	OVERALL	2- 2	0- 2	13- 8				
10- 4	0- 1	0- 1	HOME	2- 0	0- 1	8- 1				
5- 11	1- 0	0- 2	AWAY	0- 2	0- 1	4- 6				
1- 1	0- 0	0- 0	NEUTRAL	0- 0	0- 0	1- 1				
6- 6	1- 1	0- 1	NON-CONFERENCE	1- 1	0- 0	4- 3				
4- 1	0- 1	0- 0	HOME	1- 0	0- 0	3- 0				
2- 5	1- 0	0- 1	AWAY	0- 1	0- 0	1- 3				
0- 0	0- 0	0- 0	NEUTRAL	0- 0	0- 0	0- 0				
10- 10	0- 0	0- 2	CONFERENCE	1- 1	0- 2	9- 5				
6- 3	0- 0	0- 1	HOME	1- 0	0- 1	5- 1				
3- 6	0- 0	0- 1	AWAY	0- 1	0- 1	3- 3				
1- 1	0- 0	0- 0	NEUTRAL	0- 0	0- 0	1- 1				

RPI 1-25				RPI 26-50				RPI 51-100				RPI 101+ Team's RPI: 145			
RPI	S	Opponent	Score	RPI	S	Opponent	Score	RPI	S	Opponent	Score	RPI	S	Opponent	Score
6	H	Penn St.	73 85	30	A	Oklahoma	57 79	75	A	Cal Poly	49 66	148	A	Hawaii	60 69
11	A	UCLA	77 72	47	A	Pacific	51 60	75	H	Cal Poly	80 70	148	H	Hawaii	53 65
				47	H	Pacific	56 74	76	A	Fresno St.	53 68	155	A	UC Santa Barbara	55 66
								96	H	Eastern Wash.	66 44	155	H	UC Santa Barbara	37 56
												155	N	UC Santa Barbara	31 45
												161	A	Santa Clara	70 67
												167	H	South Ala.	47 40
												171	A	Long Beach St.	63 70
												171	H	Long Beach St.	73 52
												177	A	Arizona	46 53
												208	H	Portland	70 51
												209	A	UC Davis	46 61
												209	H	UC Davis	51 49
												209	N	UC Davis	61 40
												211	H	San Francisco	77 33
												226	A	UC Riverside	65 49
												226	H	UC Riverside	55 54
												251	A	UC Irvine	68 52
												251	H	UC Irvine	59 48
												262	A	Cal St. Fullerton	56 55
												262	H	Cal St. Fullerton	72 44
												280	A	San Jose St.	63 73
												287	A	CSU Bakersfield	62 70
LAST 12 Division I GAMES:															
				155	N	UC Santa Barbara	31 45	75	A	Cal Poly	49 66				
				209	N	UC Davis	61 40	209	H	UC Davis	51 49				
				226	H	UC Riverside	55 54	47	H	Pacific	56 74				
				262	H	Cal St. Fullerton	72 44	171	A	Long Beach St.	63 70				
				148	A	Hawaii	60 69	251	A	UC Irvine	68 52				
				155	A	UC Santa Barbara	55 66	148	H	Hawaii	53 65				

Non-Div I Games:

Cal St. Northridge

■ Loss,
■ Non-Conf, S Site,
■ Home
■ Away
N Neutral

California

Through Games Of Sunday, March 17, 2013

Average RPI Win:	119	WON-LOST	WINNING	LAST 12	STRENGTH OF	OPP. STRENGTH	TEAM	ADJ.	CONF.	ADJ CONF.
Average RPI Loss:	6	RECORD	PCT. RANK	GAMES	SCHEDULE	OF SCHEDULE	RPI	RPI	RPI	RPI
DIV. I ONLY	28- 3	10	11- 1	39	24	9	9	6	6	
DIV. I NON-CONF.	10- 1	17	0- 0	31	37	6	6	5	5	
TOTALS	RPI 1-25	RPI 26-50	W-L RECORDS	RPI 51-100	RPI 101-150	RPI 150+				
28- 3	5- 3	1- 0	OVERALL	5- 0	7- 0	10- 0				
15- 1	2- 1	1- 0	HOME	4- 0	2- 0	6- 0				
12- 1	3- 1	0- 0	AWAY	1- 0	4- 0	4- 0				
1- 1	0- 1	0- 0	NEUTRAL	0- 0	1- 0	0- 0				
10- 1	0- 1	1- 0	NON-CONFERENCE	4- 0	2- 0	3- 0				
7- 0	0- 0	1- 0	HOME	4- 0	0- 0	2- 0				
3- 1	0- 1	0- 0	AWAY	0- 0	2- 0	1- 0				
0- 0	0- 0	0- 0	NEUTRAL	0- 0	0- 0	0- 0				
18- 2	5- 2	0- 0	CONFERENCE	1- 0	5- 0	7- 0				
8- 1	2- 1	0- 0	HOME	0- 0	2- 0	4- 0				
9- 0	3- 0	0- 0	AWAY	1- 0	2- 0	3- 0				
1- 1	0- 1	0- 0	NEUTRAL	0- 0	1- 0	0- 0				

RPI	S	Opponent	Score	RPI	S	Opponent	Score	RPI	S	Opponent	Score	RPI	S	Opponent	Score
3	A	Stanford	67 55	49	H	St. Mary's (CA)	89 41	58	H	Kansas	88 79	104	A	Northwestern	71 65
3	H	Stanford	53 62					75	H	Cal Poly	87 61	105	A	Utah	55 50
5	A	Duke	63 77					77	H	Georgetown	72 56	105	H	Utah	71 54
11	A	UCLA	79 51					86	A	Washington	78 50	109	A	Southern California	72 64
11	H	UCLA	70 65					96	H	Eastern Wash.	91 58	109	H	Southern California	71 63
11	N	UCLA	58 70									109	N	Southern California	78 59
25	A	Colorado	53 49									135	A	Old Dominion	63 47
25	H	Colorado	59 56									152	A	Washington St.	73 60
LAST 12 Division I GAMES:															
		11 N UCLA	58 70			109 A Southern California	72 64								
		109 N Southern California	78 59			11 A UCLA	79 51								
		86 A Washington	78 50			177 H Arizona	91 86								
		152 A Washington St.	73 60			160 H Arizona St.	66 53								
		192 H Oregon St.	58 56			259 A Oregon	72 45								
		259 H Oregon	77 55			192 A Oregon St.	60 38								

Non-Div I Games:

California

Loss, Non-Conf, S Site, H Home A Away N Neutral

Average RPI Win:	258	WON-LOST	WINNING	LAST 12	STRENGTH OF	OPP. STRENGTH	TEAM	ADJ.	CONF.	ADJ CONF.
Average RPI Loss:	120	RECORD	PCT. RANK	GAMES	SCHEDULE	OF SCHEDULE	RPI	RPI	RPI	RPI
DIV. I ONLY	18- 11	99	7- 5	268	311	158	158	27	27	
DIV. I NON-CONF.	6- 3	84	0- 0	325	315	186	186	28	28	
TOTALS	RPI 1-25	RPI 26-50	W-L RECORDS	RPI 51-100	RPI 101-150	RPI 150+				
18- 11	0- 0	0- 0	OVERALL	0- 4	4- 5	14- 2				
8- 3	0- 0	0- 0	HOME	0- 1	2- 2	6- 0				
7- 6	0- 0	0- 0	AWAY	0- 2	1- 2	6- 2				
3- 2	0- 0	0- 0	NEUTRAL	0- 1	1- 1	2- 0				
6- 3	0- 0	0- 0	NON-CONFERENCE	0- 1	1- 1	5- 1				
2- 0	0- 0	0- 0	HOME	0- 0	1- 0	1- 0				
2- 2	0- 0	0- 0	AWAY	0- 1	0- 0	2- 1				
2- 1	0- 0	0- 0	NEUTRAL	0- 0	0- 1	2- 0				
12- 8	0- 0	0- 0	CONFERENCE	0- 3	3- 4	9- 1				
6- 3	0- 0	0- 0	HOME	0- 1	1- 2	5- 0				
5- 4	0- 0	0- 0	AWAY	0- 1	1- 2	4- 1				
1- 1	0- 0	0- 0	NEUTRAL	0- 1	1- 0	0- 0				

RPI S	Opponent	Score	RPI S	Opponent	Score	RPI S	Opponent	Score	RPI S	Opponent	Score	Team's RPI: 158
						60	A Liberty	58 65	116	N Appalachian St.	54 69	
						60	H Liberty	56 78	134	H Elon	79 69	
						60	N Liberty	56 70	141	A High Point	57 79	
						82	A East Carolina	54 74	141	H High Point	79 76	
									141	N High Point	74 73	
									142	A Presbyterian	51 62	
									142	H Presbyterian	62 68	
									143	A Winthrop	84 69	
									143	H Winthrop	53 76	
									163	A Wake Forest	68 84	
									202	A Mt. St. Mary's	54 48	
									214	A Longwood	75 77	
									214	H Longwood	62 51	
									216	A Radford	66 52	
									216	H Radford	83 77	
									289	H Coastal Caro.	64 54	
									302	A Gardner-Webb	59 49	
									302	H Gardner-Webb	65 46	
									322	A Western Caro.	55 40	
									327	A Charleston So.	65 55	
									332	N UMES	77 72	
									339	H N.C. Central	67 51	
									341	A UNC Asheville	73 56	
									341	H UNC Asheville	64 39	
									342	N Jacksonville St.	66 53	
LAST 12 Division I GAMES:												
			60	N Liberty	56 70	302	H Gardner-Webb	65 46				
			141	N High Point	74 73	143	A Winthrop	84 69				
			141	A High Point	57 79	216	A Radford	66 52				
			327	A Charleston So.	65 55	214	H Longwood	62 51				
			142	A Presbyterian	51 62	60	H Liberty	56 78				
			341	H UNC Asheville	64 39	143	H Winthrop	53 76				

Non-Div I Games: Barber-Scotia 102 33 Columbia (SC) 84 54

Campbell

■ Loss,
■ Non-Conf, S Site,
■ Home
■ Away
N Neutral

Average RPI Win:	266	WON-LOST	WINNING	LAST 12	STRENGTH OF	OPP. STRENGTH	TEAM	ADJ.	CONF.	ADJ CONF.
Average RPI Loss:	168	RECORD	PCT. RANK	GAMES	SCHEDULE	OF SCHEDULE	RPI	RPI	RPI	RPI
DIV. I ONLY	12- 19	231	4- 8	269	285	268	268	26	26	
DIV. I NON-CONF.	3- 8	276	0- 0	166	282	266	266	23	23	
TOTALS	RPI 1-25	RPI 26-50	W-L RECORDS	RPI 51-100	RPI 101-150	RPI 150+				
12- 19	0- 0	0- 2	OVERALL	0- 2	0- 5	12- 10				
6- 8	0- 0	0- 1	HOME	0- 1	0- 1	6- 5				
5- 9	0- 0	0- 1	AWAY	0- 0	0- 3	5- 5				
1- 2	0- 0	0- 0	NEUTRAL	0- 1	0- 1	1- 0				
3- 8	0- 0	0- 0	NON-CONFERENCE	0- 2	0- 2	3- 4				
2- 3	0- 0	0- 0	HOME	0- 1	0- 0	2- 2				
1- 4	0- 0	0- 0	AWAY	0- 0	0- 2	1- 2				
0- 1	0- 0	0- 0	NEUTRAL	0- 1	0- 0	0- 0				
9- 11	0- 0	0- 2	CONFERENCE	0- 0	0- 3	9- 6				
4- 5	0- 0	0- 1	HOME	0- 0	0- 1	4- 3				
4- 5	0- 0	0- 1	AWAY	0- 0	0- 1	4- 3				
1- 1	0- 0	0- 0	NEUTRAL	0- 0	0- 1	1- 0				

RPI S	Opponent	Score	RPI S	Opponent	Score	RPI S	Opponent	Score	RPI S	Opponent	Score	Team's RPI: 268
43	A Marist	40 54	43	H Marist	41 51	59	H Albany (NY)	43 65	113	A Akron	72 81	
						59	N Albany (NY)	47 67	118	A Detroit	54 65	
									126	A Iona	79 84	
									126	H Iona	54 68	
									126	N Iona	58 76	
									171	A Long Beach St.	67 72	
									186	H Bucknell	50 59	
									193	A Fairfield	50 56	
									193	H Fairfield	56 67	
									197	A Rider	51 50	
									197	H Rider	75 68	
									215	A St. Bonaventure	44 66	
									232	A Niagara	51 36	
									232	H Niagara	49 62	
									234	A Loyola Maryland	60 46	
									234	H Loyola Maryland	48 39	
									256	A Siena	53 64	
									256	H Siena	65 62	
									258	H Buffalo	73 57	
									293	H Oakland	51 52	
									295	H Vermont	56 55	
									312	A Binghamton	61 48	
									313	A Manhattan	51 54	
									313	H Manhattan	63 47	
									333	A Saint Peter's	62 52	
									333	H Saint Peter's	65 74	
LAST 12 Division I GAMES:												
126	N Iona	58 76	126	A Iona	79 84							
333	N Saint Peter's	79 55	193	A Fairfield	50 56							
256	A Siena	53 64	234	H Loyola Maryland	48 39							
232	A Niagara	51 36	333	H Saint Peter's	65 74							
193	H Fairfield	56 67	313	A Manhattan	51 54							
313	H Manhattan	63 47	43	A Marist	40 54							

Non-Div I Games:

Canisius

■ Loss,
 ■ Non-Conf,
 ■ S Site,
 ■ H Home
 ■ A Away
 N Neutral

RPI	S	Opponent	Score
333	N	Saint Peter's	79 55

Canisius

C
a
n
i
s
i
u
s

C
a
n
i
s
i
u
s

Central Ark.

Through Games Of Sunday, March 17, 2013

Average RPI Win:	232	WON-LOST	WINNING	LAST 12	STRENGTH OF	OPP. STRENGTH	TEAM	ADJ.	CONF.	ADJ CONF.
Average RPI Loss:	180	RECORD	PCT. RANK	GAMES	SCHEDULE	OF SCHEDULE	RPI	RPI	RPI	RPI
DIV. I ONLY	11- 15	210	3- 9	313	245	249	249	20	20	
DIV. I NON-CONF.	3- 4	206	0- 0	341	170	226	226	20	20	
TOTALS	RPI 1-25	RPI 26-50	W-L RECORDS	RPI 51-100	RPI 101-150	RPI 150+				
11- 15	0- 0	0- 0	OVERALL	0- 2	2- 3	9- 10				
4- 5	0- 0	0- 0	HOME	0- 1	2- 0	2- 4				
7- 9	0- 0	0- 0	AWAY	0- 0	0- 0	7- 0				
0- 1	0- 0	0- 0	NEUTRAL	0- 0	0- 0	0- 1				
3- 4	0- 0	0- 0	NON-CONFERENCE	0- 0	0- 1	3- 3				
0- 0	0- 0	0- 0	HOME	0- 0	0- 0	0- 0				
3- 4	0- 0	0- 0	AWAY	0- 0	0- 1	3- 3				
0- 0	0- 0	0- 0	NEUTRAL	0- 0	0- 0	0- 0				
8- 11	0- 0	0- 0	CONFERENCE	0- 2	2- 2	6- 7				
4- 5	0- 0	0- 0	HOME	0- 1	2- 0	2- 4				
4- 5	0- 0	0- 0	AWAY	0- 1	0- 2	4- 2				
0- 1	0- 0	0- 0	NEUTRAL	0- 0	0- 0	0- 1				

RPI S	Opponent	Score	RPI S	Opponent	Score	RPI S	Opponent	Score	RPI S	Opponent	Score	Team's RPI: 249
93	A Oral Roberts	69	76	106	A UT Martin	48	72					
93	H Oral Roberts	53	68	111	A Sam Houston St.	48	64					
				111	H Sam Houston St.	71	51					
				137	A Lamar	53	76					
				137	H Lamar	67	62					
				153	A McNeese St.	77	69					
				153	H McNeese St.	61	77					
				156	A Nicholls St.	72	56					
				156	H Nicholls St.	62	68					
				162	A Arkansas St.	51	58					
				176	A Southern Miss.	44	53					
				185	A Louisiana Tech	63	65					
				206	A Stephen F. Austin	45	53					
				206	H Stephen F. Austin	57	54					
				206 N	Stephen F. Austin	59	64					
				222	A La.-Monroe	62	49					
				290	A Northwestern St.	47	52					
				290	H Northwestern St.	60	44					
				294	A Southeastern La.	76	60					
				294	H Southeastern La.	64	70					
				315	A Southern Ill.	59	46					
				328	A A&M-Corpus Christi	55	40					
				328	H A&M-Corpus Christi	58	60					
				340	A Alcorn	47	39					
LAST 12 Division I GAMES:												
206 N	Stephen F. Austin	59	64	328	H A&M-Corpus Christi	58	60					
93	H Oral Roberts	53	68	290	A Northwestern St.	47	52					
153	A McNeese St.	77	69	206	A Stephen F. Austin	45	53					
137	A Lamar	53	76	156	H Nicholls St.	62	68					
93	A Oral Roberts	69	76	294	H Southeastern La.	64	70					
111	H Sam Houston St.	71	51	137	H Lamar	67	62					

Non-Div I Games: Philander Smith 91 36 Southern Ark. 78 45 Central Baptist 99 21 Okla. Wesleyan 83 46 Central Ark.

Loss, Non-Conf, S Site, H Home A Away N Neutral

Average RPI Win:	253	WON-LOST	WINNING	LAST 12	STRENGTH OF	OPP. STRENGTH	TEAM	ADJ.	CONF.	ADJ CONF.
Average RPI Loss:	142	RECORD	PCT. RANK	GAMES	SCHEDULE	OF SCHEDULE	RPI	RPI	RPI	RPI
DIV. I ONLY	16- 14	145	5- 7	301	192	203	203	24	24	
DIV. I NON-CONF.	6- 5	147	0- 0	318	132	228	228	22	22	
TOTALS	RPI 1-25	RPI 26-50	W-L RECORDS	RPI 51-100	RPI 101-150	RPI 150+				
16- 14	0- 0	0- 2	OVERALL	0- 2	2- 5	14- 5				
11- 3	0- 0	0- 1	HOME	0- 1	2- 0	9- 1				
4- 11	0- 0	0- 1	AWAY	0- 1	0- 5	4- 4				
1- 0	0- 0	0- 0	NEUTRAL	0- 0	0- 0	1- 0				
6- 5	0- 0	0- 0	NON-CONFERENCE	0- 2	0- 2	6- 1				
3- 2	0- 0	0- 0	HOME	0- 1	0- 0	3- 1				
2- 3	0- 0	0- 0	AWAY	0- 1	0- 2	2- 0				
1- 0	0- 0	0- 0	NEUTRAL	0- 0	0- 0	1- 0				
10- 9	0- 0	0- 2	CONFERENCE	0- 0	2- 3	8- 4				
8- 1	0- 0	0- 1	HOME	0- 0	2- 0	6- 0				
2- 8	0- 0	0- 1	AWAY	0- 0	0- 3	2- 4				
0- 0	0- 0	0- 0	NEUTRAL	0- 0	0- 0	0- 0				

RPI 1-25				RPI 26-50				RPI 51-100				RPI 101+ Team's RPI: 203			
RPI	S	Opponent	Score	RPI	S	Opponent	Score	RPI	S	Opponent	Score	RPI	S	Opponent	Score
				40	A	Quinnipiac	73 82	51	A	Miami (FL)	43 64	107	A	Saint Francis (PA)	63 66
				40	H	Quinnipiac	53 63	98	H	Hartford	62 76	107	A	Saint Francis (PA)	62 67
												107	H	Saint Francis (PA)	76 71
												117	A	Sacred Heart	39 61
												117	H	Sacred Heart	62 57
												125	A	Texas	58 94
												147	A	Holy Cross	56 57
												197	H	Rider	62 61
												200	A	Monmouth	63 69
												202	A	Mt. St. Mary's	48 50
												202	H	Mt. St. Mary's	77 73
												210	H	La Salle	46 70
												238	A	New Hampshire	43 32
												247	A	Bryant	76 66
												247	H	Bryant	59 50
												261	H	St. Francis Brooklyn	55 29
												264	A	Fairleigh Dickinson	53 55
												273	N	Delaware St.	76 54
												277	A	Robert Morris	48 65
												277	H	Robert Morris	69 60
												295	H	Vermont	67 41
												300	H	Massachusetts	78 69
												304	A	Rhode Island	57 49
												317	H	LIU Brooklyn	63 54
												331	A	Wagner	65 54
												331	H	Wagner	82 53
LAST 12 Division I GAMES:															
				107	A	Saint Francis (PA)	63 66	331	A	Wagner	65 54				
				107	H	Saint Francis (PA)	76 71	202	A	Mt. St. Mary's	48 50				
				277	H	Robert Morris	69 60	40	H	Quinnipiac	53 63				
				117	A	Sacred Heart	39 61	200	A	Monmouth	63 69				
				247	A	Bryant	76 66	264	A	Fairleigh Dickinson	53 55				
				317	H	LIU Brooklyn	63 54	40	A	Quinnipiac	73 82				

Non-Div I Games:

Central Conn. St.

■ Loss,
 ■ Non-Conf,
 ■ S Site,
 ■ H Home
 ■ A Away
 N Neutral

General Information				Through Games of Sunday, March 17, 1918						
Average RPI Win:	180	WON-LOST	WINNING	LAST 12	STRENGTH OF	OPP. STRENGTH	TEAM	ADJ.	CONF.	ADJ CONF.
Average RPI Loss:	78	RECORD	PCT. RANK	GAMES	SCHEDULE	OF SCHEDULE	RPI	RPI	RPI	RPI
DIV. I ONLY	21- 11	81	8- 4	42	119	50	50	18	18	
DIV. I NON-CONF.	6- 7	182	0- 0	6	8	50	50	19	19	

TOTALS	RPI 1-25		RPI 26-50	W-L RECORDS	RPI 51-100		RPI 101-150		RPI 150+	
21- 11	1- 3		3- 1	OVERALL	1- 3		4- 2		12- 2	
9- 4	1- 1		0- 1	HOME	1- 1		1- 0		6- 1	
7- 7	0- 2		1- 0	AWAY	0- 2		0- 2		6- 1	
5- 0	0- 0		2- 0	NEUTRAL	0- 0		3- 0		0- 0	
6- 7	1- 3		1- 0	NON-CONFERENCE	1- 3		1- 1		2- 0	
3- 2	1- 1		0- 0	HOME	1- 1		0- 0		1- 0	
1- 5	0- 2		0- 0	AWAY	0- 2		0- 1		1- 0	
2- 0	0- 0		1- 0	NEUTRAL	0- 0		1- 0		0- 0	
15- 4	0- 0		2- 1	CONFERENCE	0- 0		3- 1		10- 2	
6- 2	0- 0		0- 1	HOME	0- 0		1- 0		5- 1	
6- 2	0- 0		1- 0	AWAY	0- 0		0- 1		5- 1	
3- 0	0- 0		1- 0	NEUTRAL	0- 0		2- 0		0- 0	

RPI 1-25				
RPI	S	Opponent	Score	
2	H	Notre Dame	63	72
14	A	Purdue	71	87
21	A	Green Bay	48	75
21	H	Green Bay	54	50

RPI 26-50				Team's RPI: 50	
RPI	S	Opponent	Score		
32	N	Saint Joseph's	98	84	
46	A	Toledo	73	66	
46	H	Toledo	63	76	
46	N	Toledo	66	61	

RPI 51-100					
RPI	S	Opponent	Score		
61	H	South Dakota St.	88	62	
67	A	San Diego	72	78	
68	H	Marquette	74	78	
72	A	Florida	75	81	

RPI 101+					
RPI	S	Opponent	Score		
104	A	Northwestern	72	82	
108	A	Bowling Green	59	84	
108	N	Bowling Green	81	48	
113	H	Akron	92	69	
113	N	Akron	86	68	
125	N	Texas	73	65	
169	A	Bradley	73	58	
174	A	Miami (OH)	72	60	
180	A	Ball St.	61	68	
180	H	Ball St.	63	67	
248	A	Eastern Mich.	63	56	
248	H	Eastern Mich.	77	51	
257	A	Western Mich.	77	53	
257	H	Western Mich.	72	58	
258	H	Buffalo	86	51	
277	H	Robert Morris	96	56	
284	A	Northern Ill.	82	61	
284	H	Northern Ill.	83	56	
321	A	Ohio	77	48	
338	H	Kent St.	91	44	

LAST 12 Division I GAMES:					
113	N	Akron	86	68	
46	N	Toledo	66	61	
108	N	Bowling Green	81	48	
248	A	Eastern Mich.	63	56	
284	A	Northern Ill.	82	61	
180	H	Ball St.	63	67	
46	H	Toledo	63	76	
257	A	Western Mich.	77	53	
174	A	Miami (OH)	72	60	
258	H	Buffalo	86	51	
180	A	Ball St.	61	68	
108	A	Bowling Green	59	84	

Non-Div I Games:

Central Mich.

■ Loss, ■ Non-Conf, S Site, H Home A Away N Neutral

Average RPI Win:	324	WON-LOST	WINNING	LAST 12	STRENGTH OF	OPP. STRENGTH	TEAM	ADJ.	CONF.	ADJ CONF.
Average RPI Loss:	178	RECORD	PCT. RANK	GAMES	SCHEDULE	OF SCHEDULE	RPI	RPI	RPI	RPI
DIV. I ONLY	5- 20	321	3- 9	294	313	327	327	27	27	
DIV. I NON-CONF.	2- 4	244	0- 0	298	252	302	302	28	28	
TOTALS	RPI 1-25	RPI 26-50	W-L RECORDS	RPI 51-100	RPI 101-150	RPI 150+				
5- 20	0- 0	0- 0	OVERALL	0- 2	0- 6	5- 12				
2- 10	0- 0	0- 0	HOME	0- 1	0- 2	2- 7				
2- 9	0- 0	0- 0	AWAY	0- 1	0- 4	2- 4				
1- 1	0- 0	0- 0	NEUTRAL	0- 0	0- 0	1- 1				
2- 4	0- 0	0- 0	NON-CONFERENCE	0- 0	0- 1	2- 3				
1- 2	0- 0	0- 0	HOME	0- 0	0- 0	1- 2				
0- 2	0- 0	0- 0	AWAY	0- 0	0- 1	0- 1				
1- 0	0- 0	0- 0	NEUTRAL	0- 0	0- 0	1- 0				
3- 16	0- 0	0- 0	CONFERENCE	0- 2	0- 5	3- 9				
1- 8	0- 0	0- 0	HOME	0- 1	0- 2	1- 5				
2- 7	0- 0	0- 0	AWAY	0- 1	0- 3	2- 3				
0- 1	0- 0	0- 0	NEUTRAL	0- 0	0- 0	0- 1				

RPI 1-25			RPI 26-50			RPI 51-100			RPI 101+ Team's RPI: 327		
RPI	S	Opponent	Score	RPI	S	Opponent	Score	RPI	S	Opponent	Score
								60	A	Liberty	62 88
								60	H	Liberty	33 92
										112	A North Carolina St. 54 81
										141	A High Point 54 71
										142	A Presbyterian 57 58
										142	H Presbyterian 61 79
										143	A Winthrop 65 85
										143	H Winthrop 65 73
										158	H Campbell 55 65
										159	H South Carolina St. 57 73
										163	A Wake Forest 57 77
										173	H Col. of Charleston 45 76
										214	A Longwood 73 79
										214	H Longwood 52 67
										214 N	Longwood 63 70
										216	A Radford 60 71
										216	H Radford 57 64
										289	A Coastal Caro. 56 64
										289	H Coastal Caro. 72 77
										302	A Gardner-Webb 55 48
										302	H Gardner-Webb 55 59
										314 N	UNC Greensboro 60 57
										322	H Western Caro. 69 61
										341	A UNC Asheville 54 48
										341	H UNC Asheville 73 59
LAST 12 Division I GAMES:											
		214 N	Longwood	63		70		302	A	Gardner-Webb	55 48
		60	A	Liberty	62		88		341	A	UNC Asheville 54 48
		214	A	Longwood	73		79		143	H	Winthrop 65 73
		158	H	Campbell	55		65		216	H	Radford 57 64
		289	H	Coastal Caro.	72		77		302	H	Gardner-Webb 55 59
		142	H	Presbyterian	61		79		341	H	UNC Asheville 73 59

Non-Div I Games: Paine 82 70 Southern Wesleyan 84 52 Trinity Baptist 71 46

Charleston So.

Average RPI Win:	176	WON-LOST	WINNING	LAST 12	STRENGTH OF	OPP. STRENGTH	TEAM	ADJ.	CONF.	ADJ CONF.
Average RPI Loss:	64	RECORD	PCT. RANK	GAMES	SCHEDULE	OF SCHEDULE	RPI	RPI	RPI	RPI
DIV. I ONLY	24- 5	18	11- 1	166	90	53	53	9	9	
DIV. I NON-CONF.	11- 3	41	0- 0	120	123	63	63	8	8	
TOTALS	RPI 1-25	RPI 26-50	W-L RECORDS	RPI 51-100	RPI 101-150	RPI 150+				
24- 5	0- 1	2- 1	OVERALL	3- 2	5- 1	14- 0				
12- 3	0- 1	1- 0	HOME	3- 2	2- 0	6- 0				
11- 0	0- 0	1- 0	AWAY	0- 0	3- 0	7- 0				
1- 2	0- 0	0- 1	NEUTRAL	0- 0	0- 1	1- 0				
11- 3	0- 1	0- 1	NON-CONFERENCE	3- 1	2- 0	6- 0				
6- 2	0- 1	0- 0	HOME	3- 1	0- 0	3- 0				
4- 0	0- 0	0- 0	AWAY	0- 0	2- 0	2- 0				
1- 1	0- 0	0- 1	NEUTRAL	0- 0	0- 0	1- 0				
13- 2	0- 0	2- 0	CONFERENCE	0- 1	3- 1	8- 0				
6- 1	0- 0	1- 0	HOME	0- 1	2- 0	3- 0				
7- 0	0- 0	1- 0	AWAY	0- 0	1- 0	5- 0				
0- 1	0- 0	0- 0	NEUTRAL	0- 0	0- 1	0- 0				

RPI 1-25				RPI 26-50				RPI 51-100				Team's RPI: 53	RPI 101+			
RPI	S	Opponent	Score	RPI	S	Opponent	Score	RPI	S	Opponent	Score		RPI	S	Opponent	Score
20	H	Florida St.	54 70	32	A	Saint Joseph's	71 66	52	H	FGCU	79 60		103	A	Richmond	64 55
				36	H	Duquesne	63 54	62	H	Kansas St.	63 67		120	A	UCF	62 59
				46	N	Toledo	66 76	70	H	Fordham	56 59		122	H	Temple	66 43
								88	H	Davidson	69 54		122	N	Temple	47 48
								89	H	Stetson	81 73		123	H	Butler	59 49
													138	A	N.C. A&T	57 47
													154	H	George Washington	68 56
													188	A	TCU	82 68
													201	A	Saint Louis	71 54
													210	A	La Salle	73 56
													212	H	Xavier	67 55
													215	A	St. Bonaventure	64 57
													218	H	VCU	63 54
													219	H	Coppin St.	70 53
													235	N	Mississippi Val.	63 48
													237	H	Colgate	57 33
													286	A	UNC Wilmington	63 58
													300	A	Massachusetts	79 60
													304	A	Rhode Island	53 42
													339	H	N.C. Central	80 31
LAST 12 Division I GAMES:																
				122	N	Temple	47 48			123	H	Butler	59 49			
				103	A	Richmond	64 55			32	A	Saint Joseph's	71 66			
				218	H	VCU	63 54			122	H	Temple	66 43			
				210	A	La Salle	73 56			36	H	Duquesne	63 54			
				300	A	Massachusetts	79 60			215	A	St. Bonaventure	64 57			
				154	H	George Washington	68 56			201	A	Saint Louis	71 54			

Non-Div I Games:

Charlotte

■ Loss,
 ■ Non-Conf, S Site,
 ■ Home
 ■ Away
 N Neutral

Chattanooga

Through Games Of Sunday, March 17, 2013

Average RPI Win:	214	WON-LOST	WINNING	LAST 12	STRENGTH OF	OPP. STRENGTH	TEAM	ADJ.	CONF.	ADJ CONF.
Average RPI Loss:	93	RECORD	PCT. RANK	GAMES	SCHEDULE	OF SCHEDULE	RPI	RPI	RPI	RPI
DIV. I ONLY	29- 3	9	12- 0	208	228	37	37	22	22	
DIV. I NON-CONF.	7- 2	48	0- 0	181	84	49	49	26	26	
TOTALS	RPI 1-25	RPI 26-50	W-L RECORDS	RPI 51-100	RPI 101-150	RPI 150+				
29- 3	1- 0	0- 1	OVERALL	3- 1	5- 1	20- 0				
13- 0	1- 0	0- 0	HOME	1- 0	2- 0	9- 0				
12- 3	0- 0	0- 1	AWAY	1- 1	2- 1	9- 0				
4- 0	0- 0	0- 0	NEUTRAL	1- 0	1- 0	2- 0				
7- 2	1- 0	0- 1	NON-CONFERENCE	0- 1	1- 0	5- 0				
3- 0	1- 0	0- 0	HOME	0- 0	0- 0	2- 0				
3- 2	0- 0	0- 1	AWAY	0- 1	1- 0	2- 0				
1- 0	0- 0	0- 0	NEUTRAL	0- 0	0- 0	1- 0				
22- 1	0- 0	0- 0	CONFERENCE	3- 0	4- 1	15- 0				
10- 0	0- 0	0- 0	HOME	1- 0	2- 0	7- 0				
9- 1	0- 0	0- 0	AWAY	1- 0	1- 1	7- 0				
3- 0	0- 0	0- 0	NEUTRAL	1- 0	1- 0	1- 0				

RPI S	Opponent	Score	RPI S	Opponent	Score	RPI S	Opponent	Score	RPI S	Opponent	Score
7	H Tennessee	80 71	49	A St. Mary's (CA)	67 70	88	A Davidson	60 56	116	A Appalachian St.	69 45
						88	H Davidson	68 59	116	H Appalachian St.	59 55
						88	N Davidson	64 63	116	N Appalachian St.	72 67
						95	A Auburn	40 53	127	A UAB	66 57
									134	A Elon	60 70
									134	H Elon	63 40
									173	A Col. of Charleston	73 58
									173	H Col. of Charleston	64 53
									175	A Alabama	72 58
									194	A Belmont	84 54
									229	N Portland St.	68 59
									230	A Samford	66 60
									230	H Samford	60 46
									252	A Furman	60 57
									252	H Furman	83 40
									253	H East Tenn. St.	81 48
									305	A Ga. Southern	67 50
									305	H Ga. Southern	75 43
									305	N Ga. Southern	78 53
									314	A UNC Greensboro	76 46
									314	H UNC Greensboro	74 68
									322	A Western Caro.	70 43
									322	H Western Caro.	81 39
									324	A Wofford	63 44
									324	H Wofford	68 54
									342	H Jacksonville St.	72 59

LAST 12 Division I GAMES:

88	N	Davidson	64	63	305	A	Ga. Southern	67	50
116	N	Appalachian St.	72	67	173	A	Col. of Charleston	73	58
305	N	Ga. Southern	78	53	314	H	UNC Greensboro	74	68
116	A	Appalachian St.	69	45	134	H	Elon	63	40
88	H	Davidson	68	59	230	H	Samford	60	46
322	H	Western Caro.	81	39	324	A	Wofford	63	44

Non-Div I Games:

Chattanooga

Loss, Non-Conf, S Site, H Home A Away N Neutral

Average RPI Win:	290	WON-LOST	WINNING	LAST 12	STRENGTH OF	OPP. STRENGTH	TEAM	ADJ.	CONF.	ADJ CONF.
Average RPI Loss:	225	RECORD	PCT. RANK	GAMES	SCHEDULE	OF SCHEDULE	RPI	RPI	RPI	RPI
DIV. I ONLY	3- 25	334	3- 9	330	342	343	343	33	33	
DIV. I NON-CONF.	1- 18	336	1- 3	216	297	334	334	33	33	
TOTALS	RPI 1-25	RPI 26-50	W-L RECORDS	RPI 51-100	RPI 101-150	RPI 150+				
3- 25	0- 0	0- 0	OVERALL	0- 2	0- 5	3- 18				
3- 9	0- 0	0- 0	HOME	0- 0	0- 1	3- 8				
0- 16	0- 0	0- 0	AWAY	0- 2	0- 4	0- 10				
0- 0	0- 0	0- 0	NEUTRAL	0- 0	0- 0	0- 0				
1- 18	0- 0	0- 0	NON-CONFERENCE	0- 2	0- 5	1- 11				
1- 6	0- 0	0- 0	HOME	0- 0	0- 1	1- 5				
0- 12	0- 0	0- 0	AWAY	0- 2	0- 4	0- 6				
0- 0	0- 0	0- 0	NEUTRAL	0- 0	0- 0	0- 0				
2- 7	0- 0	0- 0	CONFERENCE	0- 0	0- 0	2- 7				
2- 3	0- 0	0- 0	HOME	0- 0	0- 0	2- 3				
0- 4	0- 0	0- 0	AWAY	0- 0	0- 0	0- 4				
0- 0	0- 0	0- 0	NEUTRAL	0- 0	0- 0	0- 0				

RPI 1-25				RPI 26-50				RPI 51-100				RPI 101+				Team's RPI: 343	
RPI	S	Opponent	Score	RPI	S	Opponent	Score	RPI	S	Opponent	Score	RPI	S	Opponent	Score		
								79	A	Hampton	35	87	104	A	Northwestern	38	82
								97	A	Missouri	55	88	113	H	Akron	45	86
												129	A	UNI	41	81	
												130	A	Rice	42	68	
												146	A	Indiana St.	35	69	
												151	A	IUPUI	30	65	
												174	H	Miami (OH)	37	71	
												178	A	Loyola Chicago	43	81	
												233	H	Neb. Omaha	47	62	
												239	H	Milwaukee	58	82	
												254	A	Western Ill.	52	87	
												254	H	Western Ill.	56	54	
												257	A	Western Mich.	38	80	
												266	A	Drake	39	67	
												272	A	NJIT	33	59	
												272	H	NJIT	58	57	
												287	A	CSU Bakersfield	54	72	
												287	H	CSU Bakersfield	51	70	
												299	A	Utah Valley	38	71	
												299	H	Utah Valley	55	63	
												315	H	Southern Ill.	66	69	
												320	A	Tex.-Pan American	61	71	
												320	H	Tex.-Pan American	40	71	
												344	A	Houston Baptist	57	92	
												344	H	Houston Baptist	66	77	
												344	H	Houston Baptist	73	62	
LAST 12 Division I GAMES:																	
				344	H	Houston Baptist	66	77				320	H	Tex.-Pan American	40	71	
				320	A	Tex.-Pan American	61	71				151	A	IUPUI	30	65	
				344	A	Houston Baptist	57	92				254	H	Western Ill.	56	54	
				272	A	NJIT	33	59				344	H	Houston Baptist	73	62	
				299	H	Utah Valley	55	63				287	H	CSU Bakersfield	51	70	
				287	A	CSU Bakersfield	54	72				272	H	NJIT	58	57	

Non-Div I Games: Ind.-Northwest 67 44 Central Methodist 48 50

Chicago St.

Average RPI Win: 198	WON-LOST	WINNING	LAST 12	STRENGTH OF	OPP. STRENGTH	TEAM	ADJ.	CONF.	ADJ CONF.
Average RPI Loss: 86	RECORD	PCT. RANK	GAMES	SCHEDULE	OF SCHEDULE	RPI	RPI	RPI	RPI
DIV. I ONLY	12- 18	221	4- 8	88	73	181	181	4	4
DIV. I NON-CONF.	8- 5	114	0- 0	179	293	147	147	3	3
TOTALS	RPI 1-25	RPI 26-50	W-L RECORDS	RPI 51-100	RPI 101-150	RPI 150+			
12- 18	0- 3	0- 4	OVERALL	3- 5	0- 2	9- 4			
9- 6	0- 1	0- 3	HOME	3- 0	0- 0	6- 2			
2- 10	0- 2	0- 1	AWAY	0- 5	0- 2	2- 0			
1- 2	0- 0	0- 0	NEUTRAL	0- 0	0- 0	1- 2			
8- 5	0- 0	0- 0	NON-CONFERENCE	1- 1	0- 2	7- 2			
6- 1	0- 0	0- 0	HOME	1- 0	0- 0	5- 1			
1- 3	0- 0	0- 0	AWAY	0- 1	0- 2	1- 0			
1- 1	0- 0	0- 0	NEUTRAL	0- 0	0- 0	1- 1			
4- 13	0- 3	0- 4	CONFERENCE	2- 4	0- 0	2- 2			
3- 5	0- 1	0- 3	HOME	2- 0	0- 0	1- 1			
1- 7	0- 2	0- 1	AWAY	0- 4	0- 0	1- 0			
0- 1	0- 0	0- 0	NEUTRAL	0- 0	0- 0	0- 1			

RPI S	Opponent	Score	RPI S	Opponent	Score	RPI S	Opponent	Score	RPI S	Opponent	Score	Team's RPI: 181
2	A Notre Dame	42 64	26	H DePaul	45 51	56	A South Fla.	44 77	113	A Akron	54 67	
4	H Connecticut	31 67	28	H Villanova	51 54	64	A Ohio St.	49 87	148	A Hawaii	63 65	
22	A Louisville	33 72	33	H Syracuse	48 72	68	A Marquette	58 72	168	H Northern Ky.	49 31	
			39	A St. John's (NY)	46 75	68	H Marquette	54 52	173	H Col. of Charleston	66 57	
						77	A Georgetown	52 54	175	N Alabama	47 58	
						81	H Youngstown St.	57 46	187	H Eastern Ky.	59 48	
						85	A Rutgers	46 55	194	H Belmont	68 54	
						85	H Rutgers	56 48	199	H Seton Hall	56 64	
									199	N Seton Hall	55 60	
									207	H Providence	64 45	
									212	H Xavier	67 69	
									241	A Pittsburgh	59 50	
									311	H Morehead St.	55 45	
									317	N LIU Brooklyn	59 48	
									338	A Kent St.	59 41	
LAST 12 Division I GAMES:												
199	N Seton Hall	55 60	68	H Marquette	54 52							
68	A Marquette	58 72	85	A Rutgers	46 55							
85	H Rutgers	56 48	33	H Syracuse	48 72							
207	H Providence	64 45	2	A Notre Dame	42 64							
241	A Pittsburgh	59 50	77	A Georgetown	52 54							
39	A St. John's (NY)	46 75	4	H Connecticut	31 67							

Non-Div I Games:

Cincinnati

■ Loss,
■ Non-Conf,
■ S Site,
■ H Home
■ A Away
N Neutral

Average RPI Win:	181	WON-LOST	WINNING	LAST 12	STRENGTH OF	OPP. STRENGTH	TEAM	ADJ.	CONF.	ADJ CONF.
Average RPI Loss:	82	RECORD	PCT. RANK	GAMES	SCHEDULE	OF SCHEDULE	RPI	RPI	RPI	RPI
DIV. I ONLY	9- 21	283	4- 8	64	60	198	198	5	5	
DIV. I NON-CONF.	4- 7	233	0- 0	130	213	247	247	4	4	
TOTALS	RPI 1-25	RPI 26-50	W-L RECORDS	RPI 51-100	RPI 101-150	RPI 150+				
9- 21	0- 7	0- 0	OVERALL	1- 5	3- 6	5- 3				
5- 10	0- 3	0- 0	HOME	1- 3	1- 3	3- 1				
3- 8	0- 4	0- 0	AWAY	0- 2	2- 1	1- 1				
1- 3	0- 0	0- 0	NEUTRAL	0- 0	0- 2	1- 1				
4- 7	0- 1	0- 0	NON-CONFERENCE	0- 1	0- 2	4- 3				
3- 3	0- 0	0- 0	HOME	0- 1	0- 1	3- 1				
0- 2	0- 1	0- 0	AWAY	0- 0	0- 0	0- 1				
1- 2	0- 0	0- 0	NEUTRAL	0- 0	0- 1	1- 1				
5- 14	0- 6	0- 0	CONFERENCE	1- 4	3- 4	1- 0				
2- 7	0- 3	0- 0	HOME	1- 2	1- 2	0- 0				
3- 6	0- 3	0- 0	AWAY	0- 2	2- 1	1- 0				
0- 1	0- 0	0- 0	NEUTRAL	0- 0	0- 1	0- 0				

RPI 1-25				RPI 26-50				RPI 51-100				RPI 101+ Team's RPI: 198			
RPI	S	Opponent	Score	RPI	S	Opponent	Score	RPI	S	Opponent	Score	RPI	S	Opponent	Score
5	A	Duke	45 82					51	A	Miami (FL)	56 78	112	A	North Carolina St.	45 79
5	H	Duke	46 60					51	H	Miami (FL)	46 62	112	H	North Carolina St.	47 63
12	A	Maryland	45 75					56	H	South Fla.	73 75	112	N	North Carolina St.	45 56
12	H	Maryland	40 80					99	A	Georgia Tech	48 74	121	A	Boston College	64 61
15	H	North Carolina	58 65					99	H	Georgia Tech	59 81	121	H	Boston College	43 66
17	A	South Carolina	43 64					100	H	Virginia	64 62	142	H	Presbyterian	46 49
20	A	Florida St.	61 83									144	A	Virginia Tech	47 37
												144	H	Virginia Tech	51 46
												150	N	Montana St.	52 58
												159	H	South Carolina St.	55 67
												163	A	Wake Forest	74 64
												189	N	SIU Edwardsville	43 49
												191	A	Indiana	49 52
												207	N	Providence	62 47
												216	H	Radford	74 55
												230	H	Samford	63 51
												306	H	Jacksonville	87 58
LAST 12 Division I GAMES:															
112	N	North Carolina St.	45 56	12	A	Maryland	45 75								
112	H	North Carolina St.	47 63	112	A	North Carolina St.	45 79								
99	A	Georgia Tech	48 74	51	H	Miami (FL)	46 62								
121	A	Boston College	64 61	20	A	Florida St.	61 83								
100	H	Virginia	64 62	144	A	Virginia Tech	47 37								
144	H	Virginia Tech	51 46	12	H	Maryland	40 80								

Non-Div I Games:

Clemson

■ Loss,
 ■ Non-Conf, S Site,
 ■ Home
 ■ Away
 N Neutral

Average RPI Win:	218	WON-LOST	WINNING	LAST 12	STRENGTH OF	OPP. STRENGTH	TEAM	ADJ.	CONF.	ADJ CONF.
Average RPI Loss:	156	RECORD	PCT. RANK	GAMES	SCHEDULE	OF SCHEDULE	RPI	RPI	RPI	RPI
DIV. I ONLY	12- 17	216	3- 9	252	161	246	246	13	13	
DIV. I NON-CONF.	7- 5	130	0- 0	299	195	202	202	12	12	
TOTALS	RPI 1-25	RPI 26-50	W-L RECORDS	RPI 51-100	RPI 101-150	RPI 150+				
12- 17	0- 2	0- 0	OVERALL	0- 4	1- 2	11- 9				
9- 5	0- 1	0- 0	HOME	0- 1	1- 1	8- 2				
3- 11	0- 1	0- 0	AWAY	0- 3	0- 1	3- 6				
0- 1	0- 0	0- 0	NEUTRAL	0- 0	0- 0	0- 1				
7- 5	0- 0	0- 0	NON-CONFERENCE	0- 1	0- 1	7- 3				
5- 1	0- 0	0- 0	HOME	0- 0	0- 1	5- 0				
2- 3	0- 0	0- 0	AWAY	0- 1	0- 0	2- 2				
0- 1	0- 0	0- 0	NEUTRAL	0- 0	0- 0	0- 1				
5- 12	0- 2	0- 0	CONFERENCE	0- 3	1- 1	4- 6				
4- 4	0- 1	0- 0	HOME	0- 1	1- 0	3- 2				
1- 8	0- 1	0- 0	AWAY	0- 2	0- 1	1- 4				
0- 0	0- 0	0- 0	NEUTRAL	0- 0	0- 0	0- 0				

RPI 1-25				RPI 26-50				RPI 51-100				RPI 101+ Team's RPI: 246			
RPI	S	Opponent	Score	RPI	S	Opponent	Score	RPI	S	Opponent	Score	RPI	S	Opponent	Score
21	A	Green Bay	51 88					80	A	Illinois	64 83	118	A	Detroit	77 96
21	H	Green Bay	49 52					81	A	Youngstown St.	62 69	118	H	Detroit	77 66
								81	A	Youngstown St.	69 73	123	H	Butler	54 56
								81	H	Youngstown St.	63 72	161	N	Santa Clara	71 82
												174	H	Miami (OH)	87 75
												178	A	Loyola Chicago	78 79
												178	H	Loyola Chicago	67 72
												182	H	South Dakota	60 46
												191	A	Indiana	69 58
												205	A	Wright St.	53 61
												205	H	Wright St.	68 63
												213	A	Tennessee St.	66 59
												218	H	VCU	68 57
												231	A	Valparaiso	84 92
												231	H	Valparaiso	58 54
												238	H	New Hampshire	58 47
												239	A	Milwaukee	72 73
												239	H	Milwaukee	60 63
												244	H	Ole Miss	67 55
												292	A	Nevada	79 86
												298	A	Ill.-Chicago	73 69
												298	H	Ill.-Chicago	75 69
												321	A	Ohio	56 63
LAST 12 Division I GAMES:															
81	A	Youngstown St.	62 69	21	A	Green Bay	51 88								
205	A	Wright St.	53 61	298	H	Ill.-Chicago	75 69								
231	H	Valparaiso	58 54	178	A	Loyola Chicago	78 79								
178	H	Loyola Chicago	67 72	205	H	Wright St.	68 63								
81	A	Youngstown St.	69 73	231	A	Valparaiso	84 92								
239	A	Milwaukee	72 73	118	A	Detroit	77 96								

Non-Div I Games: Lake Erie 70 51

Cleveland St.

■ Loss,
 ■ Non-Conf,
 ■ S Site,
 ■ Home
 ■ A Away
 N Neutral

Average RPI Win:	303	WON-LOST	WINNING	LAST 12	STRENGTH OF	OPP. STRENGTH	TEAM	ADJ.	CONF.	ADJ CONF.
Average RPI Loss:	162	RECORD	PCT. RANK	GAMES	SCHEDULE	OF SCHEDULE	RPI	RPI	RPI	RPI
DIV. I ONLY	10- 16	237	6- 6	300	318	289	289	27	27	
DIV. I NON-CONF.	2- 5	269	0- 0	283	310	323	323	28	28	
TOTALS	RPI 1-25	RPI 26-50	W-L RECORDS	RPI 51-100	RPI 101-150	RPI 150+				
10- 16	0- 1	0- 0	OVERALL	0- 2	0- 5	10- 8				
7- 6	0- 1	0- 0	HOME	0- 1	0- 3	7- 1				
3- 9	0- 0	0- 0	AWAY	0- 1	0- 2	3- 6				
0- 1	0- 0	0- 0	NEUTRAL	0- 0	0- 0	0- 1				
2- 5	0- 1	0- 0	NON-CONFERENCE	0- 0	0- 0	2- 4				
2- 1	0- 1	0- 0	HOME	0- 0	0- 0	2- 0				
0- 3	0- 0	0- 0	AWAY	0- 0	0- 0	0- 3				
0- 1	0- 0	0- 0	NEUTRAL	0- 0	0- 0	0- 1				
8- 11	0- 0	0- 0	CONFERENCE	0- 2	0- 5	8- 4				
5- 5	0- 0	0- 0	HOME	0- 1	0- 3	5- 1				
3- 6	0- 0	0- 0	AWAY	0- 1	0- 2	3- 3				
0- 0	0- 0	0- 0	NEUTRAL	0- 0	0- 0	0- 0				

RPI 1-25				RPI 26-50				RPI 51-100				RPI 101+ Team's RPI: 289			
RPI	S	Opponent	Score	RPI	S	Opponent	Score	RPI	S	Opponent	Score	RPI	S	Opponent	Score
15	H	North Carolina	49 75					60	A	Liberty	31 68	141	A	High Point	53 58
								60	H	Liberty	48 76	141	H	High Point	54 70
												142	A	Presbyterian	30 50
												142	H	Presbyterian	54 65
												143	H	Winthrop	52 76
												158	A	Campbell	54 64
												159	A	South Carolina St.	55 78
												173	A	Col. of Charleston	38 56
												214	A	Longwood	63 77
												214	H	Longwood	66 62
												216	A	Radford	50 68
												216	H	Radford	52 51
												245	A	IPFW	46 51
												278	N	North Florida	58 69
												302	A	Gardner-Webb	65 62
												302	H	Gardner-Webb	70 67
												302	H	Gardner-Webb	60 64
												322	H	Western Caro.	56 42
												327	A	Charleston So.	77 72
												327	H	Charleston So.	64 56
												339	H	N.C. Central	58 39
												341	A	UNC Asheville	50 46
												341	H	UNC Asheville	73 62
LAST 12 Division I GAMES:															
302	H	Gardner-Webb	60 64	341	A	UNC Asheville	50 46								
141	A	High Point	53 58	216	H	Radford	52 51								
60	A	Liberty	31 68	214	H	Longwood	66 62								
327	A	Charleston So.	77 72	341	H	UNC Asheville	73 62								
302	H	Gardner-Webb	70 67	143	H	Winthrop	52 76								
142	H	Presbyterian	54 65	214	A	Longwood	63 77								

Non-Div I Games: Columbia (SC) 79 54 Southern Va. 79 46 Converse 70 43

Coastal Caro.

Loss, Non-Conf, S Site, H Home A Away N Neutral

Average RPI Win:	247	WON-LOST	WINNING	LAST 12	STRENGTH OF	OPP. STRENGTH	TEAM	ADJ.	CONF.	ADJ CONF.
Average RPI Loss:	132	RECORD	PCT. RANK	GAMES	SCHEDULE	OF SCHEDULE	RPI	RPI	RPI	RPI
DIV. I ONLY	15- 15	160	8- 4	160	247	173	173	22	22	
DIV. I NON-CONF.	4- 5	204	0- 0	80	109	107	107	26	26	
TOTALS	RPI 1-25	RPI 26-50	W-L RECORDS	RPI 51-100	RPI 101-150	RPI 150+				
15- 15	0- 1	0- 3	OVERALL	2- 1	2- 5	11- 5				
7- 6	0- 0	0- 1	HOME	0- 1	1- 3	6- 1				
8- 8	0- 1	0- 2	AWAY	2- 0	1- 1	5- 4				
0- 1	0- 0	0- 0	NEUTRAL	0- 0	0- 1	0- 0				
4- 5	0- 1	0- 1	NON-CONFERENCE	1- 0	1- 1	2- 2				
2- 1	0- 0	0- 0	HOME	0- 0	1- 1	1- 0				
2- 4	0- 1	0- 1	AWAY	1- 0	0- 0	1- 2				
0- 0	0- 0	0- 0	NEUTRAL	0- 0	0- 0	0- 0				
11- 10	0- 0	0- 2	CONFERENCE	1- 1	1- 4	9- 3				
5- 5	0- 0	0- 1	HOME	0- 1	0- 2	5- 1				
6- 4	0- 0	0- 1	AWAY	1- 0	1- 1	4- 2				
0- 1	0- 0	0- 0	NEUTRAL	0- 0	0- 1	0- 0				

RPI 1-25				RPI 26-50				RPI 51-100				RPI 101+ Team's RPI: 173			
RPI	S	Opponent	Score	RPI	S	Opponent	Score	RPI	S	Opponent	Score	RPI	S	Opponent	Score
4	A	Connecticut	39 103	29	A	Vanderbilt	44 69	82	A	East Carolina	72 62	103	H	Richmond	82 74
				37	A	Chattanooga	53 64	88	A	Davidson	74 71	116	A	Appalachian St.	65 74
				37	H	Chattanooga	58 73	88	H	Davidson	57 65	116	H	Appalachian St.	55 63
												116	N	Appalachian St.	60 74
												134	A	Elon	57 55
												134	H	Elon	56 63
												143	H	Winthrop	61 63
												174	A	Miami (OH)	42 55
												181	A	Cincinnati	57 66
												230	A	Samford	47 56
												230	H	Samford	63 62
												252	A	Furman	70 58
												252	H	Furman	71 80
												289	H	Coastal Caro.	56 38
												305	A	Ga. Southern	65 60
												305	H	Ga. Southern	58 56
												314	A	UNC Greensboro	88 61
												314	H	UNC Greensboro	63 43
												322	A	Western Caro.	73 61
												322	H	Western Caro.	70 47
												324	A	Wofford	55 56
												324	H	Wofford	69 60
												327	A	Charleston So.	76 45
LAST 12 Division I GAMES:															
				116	N	Appalachian St.	60 74	37	H	Chattanooga	58 73				
				252	A	Furman	70 58	88	A	Davidson	74 71				
				322	A	Western Caro.	73 61	305	A	Ga. Southern	65 60				
				324	H	Wofford	69 60	314	H	UNC Greensboro	63 43				
				116	A	Appalachian St.	65 74	252	H	Furman	71 80				
				230	H	Samford	63 62	322	H	Western Caro.	70 47				

Non-Div I Games:

Col. of Charleston

■ Loss,
 ■ Non-Conf, S Site,
 ■ Home
 ■ Away
 N Neutral

Average RPI Win: 228	WON-LOST	WINNING	LAST 12	STRENGTH OF	OPP. STRENGTH	TEAM	ADJ.	CONF.	ADJ CONF.
Average RPI Loss: 155	RECORD	PCT. RANK	GAMES	SCHEDULE	OF SCHEDULE	RPI	RPI	RPI	RPI
DIV. I ONLY	10- 21	272	4- 8	113	256	237	237	15	15
DIV. I NON-CONF.	6- 9	216	0- 1	159	285	212	212	17	17
TOTALS	RPI 1-25	RPI 26-50	W-L RECORDS	RPI 51-100	RPI 101-150	RPI 150+			
10- 21	0- 1	0- 0	OVERALL	0- 2	1- 9	9- 9			
7- 6	0- 0	0- 0	HOME	0- 0	1- 3	6- 3			
3- 14	0- 1	0- 0	AWAY	0- 1	0- 6	3- 6			
0- 1	0- 0	0- 0	NEUTRAL	0- 1	0- 0	0- 0			
6- 9	0- 1	0- 0	NON-CONFERENCE	0- 2	1- 2	5- 4			
5- 1	0- 0	0- 0	HOME	0- 0	1- 0	4- 1			
1- 7	0- 1	0- 0	AWAY	0- 1	0- 2	1- 3			
0- 1	0- 0	0- 0	NEUTRAL	0- 1	0- 0	0- 0			
4- 12	0- 0	0- 0	CONFERENCE	0- 0	0- 7	4- 5			
2- 5	0- 0	0- 0	HOME	0- 0	0- 3	2- 2			
2- 7	0- 0	0- 0	AWAY	0- 0	0- 4	2- 3			
0- 0	0- 0	0- 0	NEUTRAL	0- 0	0- 0	0- 0			

RPI 1-25				RPI 26-50				RPI 51-100				RPI 101+ Team's RPI: 237			
RPI	S	Opponent	Score	RPI	S	Opponent	Score	RPI	S	Opponent	Score	RPI	S	Opponent	Score
4	A	Connecticut	41 101					53	A	Charlotte	33 57	102	A	Navy	48 63
								83	N	Drexel	33 51	102	H	Navy	43 59
												107	H	Saint Francis (PA)	67 62
												117	A	Sacred Heart	53 59
												126	A	Iona	47 73
												133	A	American	45 54
												133	H	American	44 69
												147	A	Holy Cross	38 59
												147	A	Holy Cross	61 71
												147	H	Holy Cross	51 53
												157	A	Army	48 40
												157	A	Army	48 51
												157	H	Army	60 56
												186	A	Bucknell	51 53
												186	H	Bucknell	58 51
												204	A	Lehigh	40 62
												204	H	Lehigh	62 70
												215	A	St. Bonaventure	45 54
												228	A	Lafayette	39 37
												228	H	Lafayette	45 53
												232	A	Niagara	63 66
												238	H	New Hampshire	72 61
												265	H	Cornell	65 69
												272	A	NJIT	51 53
												272	H	NJIT	72 36
												277	H	Robert Morris	71 55
LAST 12 Division I GAMES:															
147	A	Holy Cross	38 59	204	A	Lehigh	40 62	186	H	Bucknell	58 51	133	H	American	44 69
157	A	Army	48 40	133	H	American	44 69	272	A	NJIT	51 53	147	A	Holy Cross	61 71
147	H	Holy Cross	51 53	147	A	Holy Cross	61 71	228	H	Lafayette	45 53				
228	A	Lafayette	39 37												
102	A	Navy	48 63												
157	H	Army	60 56												

Non-Div I Games:

Colgate

■ Loss,
 ■ Non-Conf, S Site,
 ■ Home
 ■ Away
 N Neutral

RPI	S	Opponent	Score	
317	A	LIU Brooklyn	75	61
336	H	Columbia	67	48

Colgate

Colorado

Through Games Of Sunday, March 17, 2013

Average RPI Win:	164	WON-LOST	WINNING	LAST 12	STRENGTH OF	OPP. STRENGTH	TEAM	ADJ.	CONF.	ADJ CONF.
Average RPI Loss:	6	RECORD	PCT. RANK	GAMES	SCHEDULE	OF SCHEDULE	RPI	RPI	RPI	RPI
DIV. I ONLY	25- 6	23	10- 2	62	69	25	25	6	6	
DIV. I NON-CONF.	11- 0	1	0- 0	115	220	15	15	5	5	
TOTALS	RPI 1-25	RPI 26-50	W-L RECORDS	RPI 51-100	RPI 101-150	RPI 150+				
25- 6	1- 6	1- 0	OVERALL	4- 0	4- 0	15- 0				
15- 2	1- 2	1- 0	HOME	2- 0	2- 0	9- 0				
9- 3	0- 3	0- 0	AWAY	1- 0	2- 0	6- 0				
1- 1	0- 1	0- 0	NEUTRAL	1- 0	0- 0	0- 0				
11- 0	1- 0	1- 0	NON-CONFERENCE	2- 0	1- 0	6- 0				
8- 0	1- 0	1- 0	HOME	1- 0	1- 0	4- 0				
3- 0	0- 0	0- 0	AWAY	1- 0	0- 0	2- 0				
0- 0	0- 0	0- 0	NEUTRAL	0- 0	0- 0	0- 0				
14- 6	0- 6	0- 0	CONFERENCE	2- 0	3- 0	9- 0				
7- 2	0- 2	0- 0	HOME	1- 0	1- 0	5- 0				
6- 3	0- 3	0- 0	AWAY	0- 0	2- 0	4- 0				
1- 1	0- 1	0- 0	NEUTRAL	1- 0	0- 0	0- 0				

RPI 1-25				Team's RPI: 25				RPI 26-50				RPI 51-100				RPI 101+			
RPI	S	Opponent	Score	RPI	S	Opponent	Score	RPI	S	Opponent	Score	RPI	S	Opponent	Score	RPI	S	Opponent	Score
3	A	Stanford	56 69	45	H	San Diego St.	67 53	74	H	Wyoming	68 59	105	A	Utah	56 43				
3	H	Stanford	40 57					80	A	Illinois	69 62	105	H	Utah	67 57				
3	N	Stanford	47 61					86	H	Washington	68 61	109	A	Southern California	65 49				
9	A	California	56 59					86	N	Washington	70 59	131	H	Idaho	70 65				
9	H	California	49 53									152	H	Washington St.	59 45				
11	A	UCLA	46 62									160	A	Arizona St.	71 63				
22	H	Louisville	70 66									160	H	Arizona St.	57 43				
												177	A	Arizona	55 42				
												177	H	Arizona	79 36				
												183	H	New Mexico	84 39				
												192	A	Oregon St.	66 63				
												192	H	Oregon St.	61 47				
												217	A	Denver	83 63				
												220	H	Colorado St.	72 46				
												259	A	Oregon	60 48				
												259	H	Oregon	84 59				
												285	A	UMKC	78 55				
												299	H	Utah Valley	81 45				
												328	H	A&M-Corpus Christi	75 48				
LAST 12 Division I GAMES:																			
3	N	Stanford	47 61	160	A	Arizona St.	71 63												
86	N	Washington	70 59	177	A	Arizona	55 42												
192	A	Oregon St.	66 63	259	H	Oregon	84 59												
259	A	Oregon	60 48	192	H	Oregon St.	61 47												
86	H	Washington	68 61	109	A	Southern California	65 49												
152	H	Washington St.	59 45	11	A	UCLA	46 62												

Non-Div I Games:

Colorado

Loss, Non-Conf, S Site, H Home A Away N Neutral

Average RPI Win: 254		WON-LOST	WINNING	LAST 12	STRENGTH OF	OPP. STRENGTH	TEAM	ADJ.	CONF.	ADJ CONF.
Average RPI Loss: 115		RECORD	PCT. RANK	GAMES	SCHEDULE	OF SCHEDULE	RPI	RPI	RPI	RPI
DIV. I ONLY		10- 19	264	6- 6	89	188	220	220	17	17
DIV. I NON-CONF.		3- 9	289	0- 0	48	178	234	234	16	16
TOTALS	RPI 1-25		RPI 26-50		W-L RECORDS		RPI 51-100		RPI 101-150	RPI 150+
10- 19	0- 1		0- 3		OVERALL		1- 7		1- 2	8- 6
7- 7	0- 0		0- 2		HOME		1- 2		1- 1	5- 2
3- 10	0- 1		0- 1		AWAY		0- 4		0- 1	3- 3
0- 2	0- 0		0- 0		NEUTRAL		0- 1		0- 0	0- 1
3- 9	0- 1		0- 1		NON-CONFERENCE		1- 2		1- 2	1- 3
3- 3	0- 0		0- 1		HOME		1- 0		1- 1	1- 1
0- 5	0- 1		0- 0		AWAY		0- 2		0- 1	0- 1
0- 1	0- 0		0- 0		NEUTRAL		0- 0		0- 0	0- 1
7- 10	0- 0		0- 2		CONFERENCE		0- 5		0- 0	7- 3
4- 4	0- 0		0- 1		HOME		0- 2		0- 0	4- 1
3- 5	0- 0		0- 1		AWAY		0- 2		0- 0	3- 2
0- 1	0- 0		0- 0		NEUTRAL		0- 1		0- 0	0- 0

RPI 1-25				RPI 26-50				RPI 51-100				RPI 101+				Team's RPI: 220
RPI	S	Opponent	Score	RPI	S	Opponent	Score	RPI	S	Opponent	Score	RPI	S	Opponent	Score	
25	A	Colorado	46 72	45	A	San Diego St.	44 60	70	A	Fordham	59 64	108	A	Bowling Green	49 71	
				45	H	San Diego St.	44 48	74	A	Wyoming	67 82	119	H	Seattle	58 55	
				46	H	Toledo	62 66	74	H	Wyoming	51 65	150	H	Montana St.	53 58	
								74	N	Wyoming	58 60	172	A	Loyola Marymount	52 69	
								76	A	Fresno St.	42 49	183	A	New Mexico	56 71	
								76	H	Fresno St.	58 69	183	H	New Mexico	54 68	
								92	H	Northern Colo.	56 43	207	N	Providence	53 71	
								94	A	Tulsa	43 58	217	H	Denver	48 50	
												260	A	UNLV	50 63	
												260	H	UNLV	60 44	
												275	A	Boise St.	57 56	
												275	H	Boise St.	72 60	
												287	H	CSU Bakersfield	56 54	
												292	A	Nevada	53 51	
												292	H	Nevada	59 50	
												323	A	Air Force	64 44	
												323	H	Air Force	67 60	
LAST 12 Division I GAMES:																
				74	N	Wyoming	58 60	260	H	UNLV	60 44					
				292	A	Nevada	53 51	323	H	Air Force	67 60					
				74	H	Wyoming	51 65	45	A	San Diego St.	44 60					
				275	H	Boise St.	72 60	292	H	Nevada	59 50					
				76	A	Fresno St.	42 49	74	A	Wyoming	67 82					
				183	A	New Mexico	56 71	275	A	Boise St.	57 56					

Non-Div I Games: South Dakota Mines 97 53

Colorado St.

Loss, Non-Conf, S Site, H Home A Away N Neutral

Average RPI Win:	278	WON-LOST	WINNING	LAST 12	STRENGTH OF	OPP. STRENGTH	TEAM	ADJ.	CONF.	ADJ CONF.
Average RPI Loss:	199	RECORD	PCT. RANK	GAMES	SCHEDULE	OF SCHEDULE	RPI	RPI	RPI	RPI
DIV. I ONLY	5- 23	323	3- 9	307	276	336	336	19	19	
DIV. I NON-CONF.	2- 12	316	0- 0	323	325	341	341	18	18	
TOTALS	RPI 1-25	RPI 26-50	W-L RECORDS	RPI 51-100	RPI 101-150	RPI 150+				
5- 23	0- 0	0- 2	OVERALL	0- 2	0- 1	5- 18				
4- 9	0- 0	0- 1	HOME	0- 1	0- 1	4- 6				
1- 14	0- 0	0- 1	AWAY	0- 1	0- 0	1- 12				
0- 0	0- 0	0- 0	NEUTRAL	0- 0	0- 0	0- 0				
2- 12	0- 0	0- 0	NON-CONFERENCE	0- 0	0- 1	2- 11				
2- 4	0- 0	0- 0	HOME	0- 0	0- 1	2- 3				
0- 8	0- 0	0- 0	AWAY	0- 0	0- 0	0- 8				
0- 0	0- 0	0- 0	NEUTRAL	0- 0	0- 0	0- 0				
3- 11	0- 0	0- 2	CONFERENCE	0- 2	0- 0	3- 7				
2- 5	0- 0	0- 1	HOME	0- 1	0- 0	2- 3				
1- 6	0- 0	0- 1	AWAY	0- 1	0- 0	1- 4				
0- 0	0- 0	0- 0	NEUTRAL	0- 0	0- 0	0- 0				

RPI S	Opponent	Score	RPI S	Opponent	Score	RPI S	Opponent	Score	RPI S	Opponent	Score	Team's RPI: 336
27	A Princeton	36 98	27	H Princeton	41 87	90	A Harvard	26 71	126	H Iona	63 67	
						90	H Harvard	44 61	157	A Army	51 61	
									164	A Yale	49 66	
									164	H Yale	43 62	
									171	A Long Beach St.	50 79	
									190	A Penn	48 66	
									190	H Penn	40 52	
									204	A Lehigh	33 58	
									228	H Lafayette	47 49	
									237	A Colgate	48 67	
									247	A Bryant	54 68	
									261	H St. Francis Brooklyn	49 45	
									262	A Cal St. Fullerton	49 61	
									263	A Dartmouth	52 62	
									263	H Dartmouth	48 39	
									264	H Fairleigh Dickinson	54 47	
									265	A Cornell	54 68	
									265	H Cornell	64 71	
									274	A Morgan St.	51 60	
									295	A Vermont	40 46	
									301	A Brown	58 55	
									301	H Brown	62 51	
									317	H LIU Brooklyn	42 53	
									331	H Wagner	47 61	
LAST 12 Division I GAMES:												
90	A Harvard	26 71	27	A Princeton	36 98							
263	H Dartmouth	48 39	164	H Yale	43 62							
90	H Harvard	44 61	301	H Brown	62 51							
301	A Brown	58 55	263	A Dartmouth	52 62							
164	A Yale	49 66	27	H Princeton	41 87							
190	A Penn	48 66	190	H Penn	40 52							

Non-Div I Games:

Columbia

■ Loss,
 ■ Non-Conf,
 ■ S Site,
 ■ H Home
 ■ A Away
 N Neutral

Connecticut

Through Games Of Sunday, March 17, 2013

Average RPI Win:	93	WON-LOST	WINNING	LAST 12	STRENGTH OF	OPP. STRENGTH	TEAM	ADJ.	CONF.	ADJ CONF.
Average RPI Loss:	2	RECORD	PCT. RANK	GAMES	SCHEDULE	OF SCHEDULE	RPI	RPI	RPI	RPI
DIV. I ONLY	29- 4	13	9- 3	2	2	4	4	4	4	4
DIV. I NON-CONF.	13- 1	3	0- 1	5	1	3	3	3	3	3
TOTALS	RPI 1-25	RPI 26-50	W-L RECORDS	RPI 51-100	RPI 101-150	RPI 150+				
29- 4	7- 4	7- 0	OVERALL	6- 0	0- 0	9- 0				
15- 3	4- 3	5- 0	HOME	1- 0	0- 0	5- 0				
11- 1	2- 1	1- 0	AWAY	5- 0	0- 0	3- 0				
3- 0	1- 0	1- 0	NEUTRAL	0- 0	0- 0	1- 0				
13- 1	6- 1	1- 0	NON-CONFERENCE	1- 0	0- 0	5- 0				
6- 1	3- 1	0- 0	HOME	0- 0	0- 0	3- 0				
4- 0	2- 0	0- 0	AWAY	1- 0	0- 0	1- 0				
3- 0	1- 0	1- 0	NEUTRAL	0- 0	0- 0	1- 0				
16- 3	1- 3	6- 0	CONFERENCE	5- 0	0- 0	4- 0				
9- 2	1- 2	5- 0	HOME	1- 0	0- 0	2- 0				
7- 1	0- 1	1- 0	AWAY	4- 0	0- 0	2- 0				
0- 0	0- 0	0- 0	NEUTRAL	0- 0	0- 0	0- 0				

RPI	S	Opponent	Score	RPI	S	Opponent	Score	RPI	S	Opponent	Score	RPI	S	Opponent	Score
1	H	Baylor	70 76	26	H	DePaul	94 61	56	A	South Fla.	85 51	163	N	Wake Forest	95 34
2	A	Notre Dame	87 96	26	H	DePaul	91 44	68	A	Marquette	85 51	173	H	Col. of Charleston	103 39
2	H	Notre Dame	72 73	28	H	Villanova	76 43	68	H	Marquette	94 37	181	A	Cincinnati	67 31
2	H	Notre Dame	59 61	33	H	Syracuse	87 62	77	A	Georgetown	75 48	199	H	Seton Hall	90 30
3	A	Stanford	61 35	33	H	Syracuse	64 51	85	A	Rutgers	65 45	207	A	Providence	105 49
5	H	Duke	79 49	39	A	St. John's (NY)	71 65	98	A	Hartford	102 45	237	H	Colgate	101 41
6	H	Penn St.	67 52	43	N	Marist	81 39					241	H	Pittsburgh	76 36
10	A	Texas A&M	81 50									259	A	Oregon	95 51
12	H	Maryland	63 48									293	H	Oakland	97 25
14	N	Purdue	91 57												
22	H	Louisville	72 58												
LAST 12 Division I GAMES:															
2	H	Notre Dame	59 61	199	H	Seton Hall	90 30								
33	H	Syracuse	64 51	1	H	Baylor	70 76								
26	H	DePaul	94 61	85	A	Rutgers	65 45								
2	A	Notre Dame	87 96	207	A	Providence	105 49								
56	A	South Fla.	85 51	26	H	DePaul	91 44								
241	H	Pittsburgh	76 36	68	H	Marquette	94 37								

Non-Div I Games:

Connecticut

■ Loss,
 ■ Non-Conf, S Site,
 ■ Home
 ■ Away
 N Neutral

Average RPI Win:	274	WON-LOST	WINNING	LAST 12	STRENGTH OF	OPP. STRENGTH	TEAM	ADJ.	CONF.	ADJ CONF.
Average RPI Loss:	156	RECORD	PCT. RANK	GAMES	SCHEDULE	OF SCHEDULE	RPI	RPI	RPI	RPI
DIV. I ONLY	14- 16	180	8- 4	275	308	219	219	30	30	
DIV. I NON-CONF.	2- 9	309	0- 0	251	142	319	319	30	30	
TOTALS	RPI 1-25	RPI 26-50	W-L RECORDS	RPI 51-100	RPI 101-150	RPI 150+				
14- 16	0- 0	0- 0	OVERALL	0- 6	1- 3	13- 7				
7- 4	0- 0	0- 0	HOME	0- 1	0- 1	7- 2				
5- 11	0- 0	0- 0	AWAY	0- 4	1- 2	4- 5				
2- 1	0- 0	0- 0	NEUTRAL	0- 1	0- 0	2- 0				
2- 9	0- 0	0- 0	NON-CONFERENCE	0- 3	0- 1	2- 5				
2- 1	0- 0	0- 0	HOME	0- 0	0- 0	2- 1				
0- 8	0- 0	0- 0	AWAY	0- 3	0- 1	0- 4				
0- 0	0- 0	0- 0	NEUTRAL	0- 0	0- 0	0- 0				
12- 7	0- 0	0- 0	CONFERENCE	0- 3	1- 2	11- 2				
5- 3	0- 0	0- 0	HOME	0- 1	0- 1	5- 1				
5- 3	0- 0	0- 0	AWAY	0- 1	1- 1	4- 1				
2- 1	0- 0	0- 0	NEUTRAL	0- 1	0- 0	2- 0				

RPI S	Opponent	Score	RPI S	Opponent	Score	RPI S	Opponent	Score	RPI S	Opponent	Score	Team's RPI: 219
						53	A Charlotte	53 70	110	A Howard	71 64	
						78	A Arkansas	57 71	110	H Howard	54 67	
						79	A Hampton	50 58	133	A American	54 70	
						79	H Hampton	59 68	138	A N.C. A&T	64 70	
						79	N Hampton	52 78	159	H South Carolina St.	69 56	
						100	A Virginia	44 54	159	N South Carolina St.	55 53	
									163	A Wake Forest	75 82	
									169	A Missouri St.	75 88	
									214	H Longwood	75 67	
									218	H VCU	46 57	
									267	A Towson	55 58	
									273	A Delaware St.	73 68	
									274	A Morgan St.	63 70	
									274	H Morgan St.	61 74	
									277	H Robert Morris	59 52	
									288	A UMBC	75 83	
									318	H Bethune-Cookman	53 40	
									325	A Norfolk St.	56 51	
									325	H Norfolk St.	79 49	
									330	H Savannah St.	57 53	
									332	A UMES	55 50	
									332	H UMES	69 60	
									339	A N.C. Central	53 38	
									339	N N.C. Central	44 41	
LAST 12 Division I GAMES:												
			79	N Hampton	52 78	332	A UMES	55 50				
			159	N South Carolina St.	55 53	273	A Delaware St.	73 68				
			339	N N.C. Central	44 41	274	H Morgan St.	61 74				
			318	H Bethune-Cookman	53 40	79	H Hampton	59 68				
			332	H UMES	69 60	325	H Norfolk St.	79 49				
			110	A Howard	71 64	138	A N.C. A&T	64 70				

Non-Div I Games: Cheyney 97 41 Lincoln (PA) 80 61

Coppin St.

Loss, Non-Conf, S Site, H Home A Away N Neutral

Average RPI Win:	286	WON-LOST	WINNING	LAST 12	STRENGTH OF	OPP. STRENGTH	TEAM	ADJ.	CONF.	ADJ CONF.
Average RPI Loss:	148	RECORD	PCT. RANK	GAMES	SCHEDULE	OF SCHEDULE	RPI	RPI	RPI	RPI
DIV. I ONLY	12- 15	200	3- 9	325	205	265	265	19	19	
DIV. I NON-CONF.	7- 6	155	0- 0	319	228	236	236	18	18	
TOTALS	RPI 1-25	RPI 26-50	W-L RECORDS	RPI 51-100	RPI 101-150	RPI 150+				
12- 15	0- 0	0- 3	OVERALL	0- 3	0- 1	12- 8				
7- 6	0- 0	0- 2	HOME	0- 2	0- 0	7- 2				
5- 9	0- 0	0- 1	AWAY	0- 1	0- 1	5- 6				
0- 0	0- 0	0- 0	NEUTRAL	0- 0	0- 0	0- 0				
7- 6	0- 0	0- 1	NON-CONFERENCE	0- 1	0- 1	7- 3				
4- 2	0- 0	0- 1	HOME	0- 1	0- 0	4- 0				
3- 4	0- 0	0- 0	AWAY	0- 0	0- 1	3- 3				
0- 0	0- 0	0- 0	NEUTRAL	0- 0	0- 0	0- 0				
5- 9	0- 0	0- 2	CONFERENCE	0- 2	0- 0	5- 5				
3- 4	0- 0	0- 1	HOME	0- 1	0- 0	3- 2				
2- 5	0- 0	0- 1	AWAY	0- 1	0- 0	2- 3				
0- 0	0- 0	0- 0	NEUTRAL	0- 0	0- 0	0- 0				

RPI S	Opponent	Score	RPI S	Opponent	Score	RPI S	Opponent	Score	RPI S	Opponent	Score	Team's RPI: 265
27	A Princeton	34 59	27	H Princeton	46 77	70	H Fordham	50 58	125	A Texas	40 53	
33	H Syracuse	35 80				90	A Harvard	60 69	164	A Yale	64 71	
						90	H Harvard	56 66	164	H Yale	58 67	
									186	A Bucknell	39 64	
									190	A Penn	40 67	
									190	H Penn	56 65	
									237	A Colgate	69 65	
									238	A New Hampshire	56 59	
									258	H Buffalo	70 43	
									261	A St. Francis Brooklyn	74 56	
									263	A Dartmouth	53 45	
									263	H Dartmouth	60 48	
									274	H Morgan St.	77 73	
									282	H William & Mary	60 56	
									301	A Brown	51 58	
									301	H Brown	60 58	
									312	A Binghamton	60 56	
									313	H Manhattan	70 60	
									328	A A&M-Corpus Christi	49 52	
									336	A Columbia	71 64	
									336	H Columbia	68 54	
LAST 12 Division I GAMES:												
90	H Harvard	56 66	190	A Penn	40 67							
263	H Dartmouth	60 48	301	H Brown	60 58							
263	A Dartmouth	53 45	164	H Yale	58 67							
164	A Yale	64 71	90	A Harvard	60 69							
301	A Brown	51 58	190	H Penn	56 65							
27	A Princeton	34 59	27	H Princeton	46 77							

Non-Div I Games: Daemen 75 55

Cornell

■ Loss,
 ■ Non-Conf,
 ■ S Site,
 ■ H Home
 ■ A Away
 N Neutral

Average RPI Win: 173		WON-LOST	WINNING	LAST 12	STRENGTH OF		OPP. STRENGTH	TEAM	ADJ.	CONF.	ADJ CONF.
Average RPI Loss: 72		RECORD	PCT. RANK	GAMES	SCHEDULE		OF SCHEDULE	RPI	RPI	RPI	RPI
DIV. I ONLY		24- 7	32	9- 3	91		94	41	41	10	10
DIV. I NON-CONF.		8- 3	61	0- 0	21		30	25	25	9	9
<hr/>											
TOTALS	RPI 1-25	RPI 26-50		W-L RECORDS		RPI 51-100		RPI 101-150		RPI 150+	
24- 7	1- 0	0- 1		OVERALL		5- 5		3- 1		15- 0	
11- 2	1- 0	0- 1		HOME		2- 1		2- 0		6- 0	
9- 4	0- 0	0- 0		AWAY		1- 3		1- 1		7- 0	
4- 1	0- 0	0- 0		NEUTRAL		2- 1		0- 0		2- 0	
8- 3	1- 0	0- 1		NON-CONFERENCE		3- 2		0- 0		4- 0	
2- 2	1- 0	0- 1		HOME		0- 1		0- 0		1- 0	
3- 1	0- 0	0- 0		AWAY		1- 1		0- 0		2- 0	
3- 0	0- 0	0- 0		NEUTRAL		2- 0		0- 0		1- 0	
16- 4	0- 0	0- 0		CONFERENCE		2- 3		3- 1		11- 0	
9- 0	0- 0	0- 0		HOME		2- 0		2- 0		5- 0	
6- 3	0- 0	0- 0		AWAY		0- 2		1- 1		5- 0	
1- 1	0- 0	0- 0		NEUTRAL		0- 1		0- 0		1- 0	

RPI S	Opponent	Score	RPI S	Opponent	Score	Team's RPI: 41	RPI S	Opponent	Score	RPI S	Opponent	Score	RPI S	Opponent	Score
16	H Nebraska	66 57	30	H Oklahoma	48 69		54	A Wichita St.	45 67	129	A UNI	73 66			
							54	H Wichita St.	56 46	129	H UNI	54 40			
							56	N South Fla.	91 74	146	A Indiana St.	41 58			
							58	H Kansas	48 58	146	H Indiana St.	69 50			
							61	A South Dakota St.	63 54	169	A Bradley	83 65			
							66	A Illinois St.	60 66	169	A Missouri St.	73 53			
							66	H Illinois St.	64 45	169	H Bradley	79 67			
							66	N Illinois St.	61 64	169	H Missouri St.	67 51			
							73	N BYU	65 62	174	N Miami (OH)	66 57			
							84	A Minnesota	81 88	182	A South Dakota	53 49			
										184	A Houston	75 54			
										225	A Evansville	70 63			
										225	H Evansville	74 69			
										266	A Drake	98 71			
										266	H Drake	67 66			
										269	H North Dakota St.	63 42			
										315	A Southern Ill.	81 60			
										315	H Southern Ill.	61 42			
										315	N Southern Ill.	60 43			
LAST 12 Division I GAMES:															
							66	N Illinois St.	61 64	129	A UNI	73 66			
							315	N Southern Ill.	60 43	54	H Wichita St.	56 46			
							315	H Southern Ill.	61 42	169	H Missouri St.	67 51			
							225	H Evansville	74 69	66	A Illinois St.	60 66			
							266	H Drake	67 66	146	A Indiana St.	41 58			
							169	A Bradley	83 65	266	A Drake	98 71			

Non-Div I Games:

Creighton

■ Loss,
■ Non-Conf, S Site,
■ Home
■ Away
N Neutral

Average RPI Win:	240	WON-LOST	WINNING	LAST 12	STRENGTH OF	OPP. STRENGTH	TEAM	ADJ.	CONF.	ADJ CONF.
Average RPI Loss:	139	RECORD	PCT. RANK	GAMES	SCHEDULE	OF SCHEDULE	RPI	RPI	RPI	RPI
DIV. I ONLY	6- 22	318	3- 9	94	197	263	263	19	19	
DIV. I NON-CONF.	2- 12	316	0- 0	46	137	221	221	18	18	
TOTALS	RPI 1-25	RPI 26-50	W-L RECORDS	RPI 51-100	RPI 101-150	RPI 150+				
6- 22	0- 0	0- 5	OVERALL	1- 5	0- 3	5- 9				
2- 11	0- 0	0- 4	HOME	1- 2	0- 1	1- 4				
4- 11	0- 0	0- 1	AWAY	0- 3	0- 2	4- 5				
0- 0	0- 0	0- 0	NEUTRAL	0- 0	0- 0	0- 0				
2- 12	0- 0	0- 3	NON-CONFERENCE	0- 4	0- 3	2- 2				
0- 6	0- 0	0- 3	HOME	0- 2	0- 1	0- 0				
2- 6	0- 0	0- 0	AWAY	0- 2	0- 2	2- 2				
0- 0	0- 0	0- 0	NEUTRAL	0- 0	0- 0	0- 0				
4- 10	0- 0	0- 2	CONFERENCE	1- 1	0- 0	3- 7				
2- 5	0- 0	0- 1	HOME	1- 0	0- 0	1- 4				
2- 5	0- 0	0- 1	AWAY	0- 1	0- 0	2- 3				
0- 0	0- 0	0- 0	NEUTRAL	0- 0	0- 0	0- 0				

RPI 1-25				RPI 26-50				RPI 51-100				RPI 101+ Team's RPI: 263			
RPI	S	Opponent	Score	RPI	S	Opponent	Score	RPI	S	Opponent	Score	RPI	S	Opponent	Score
				27	A	Princeton	65 77	59	A	Albany (NY)	49 62	114	A	FIU	57 64
				27	H	Princeton	60 68	68	A	Marquette	52 70	135	A	Old Dominion	59 73
				28	H	Villanova	37 60	73	H	BYU	57 58	147	H	Holy Cross	52 64
				33	H	Syracuse	64 91	90	A	Harvard	66 88	164	A	Yale	63 48
				36	H	Duquesne	39 54	90	H	Harvard	58 45	164	H	Yale	55 66
								98	H	Hartford	52 67	165	A	Northeastern	45 80
												190	A	Penn	40 63
												190	H	Penn	45 55
												238	A	New Hampshire	38 54
												247	A	Bryant	64 53
												265	A	Cornell	48 60
												265	H	Cornell	45 53
												300	A	Massachusetts	57 55
												301	A	Brown	49 41
												301	H	Brown	39 59
												336	A	Columbia	39 48
												336	H	Columbia	62 52
LAST 12 Division I GAMES:															
				336	A	Columbia	39 48	164	H	Yale	55 66				
				265	A	Cornell	48 60	190	A	Penn	40 63				
				265	H	Cornell	45 53	27	A	Princeton	65 77				
				27	H	Princeton	60 68	336	H	Columbia	62 52				
				190	H	Penn	45 55	164	A	Yale	63 48				
				301	H	Brown	39 59	301	A	Brown	49 41				

Non-Div I Games:

Dartmouth

■ Loss,
 ■ Non-Conf,
 ■ S Site,
 ■ H Home
 ■ A Away
 N Neutral

Average RPI Win:	250	WON-LOST	WINNING	LAST 12	STRENGTH OF	OPP. STRENGTH	TEAM	ADJ.	CONF.	ADJ CONF.
Average RPI Loss:	89	RECORD	PCT. RANK	GAMES	SCHEDULE	OF SCHEDULE	RPI	RPI	RPI	RPI
DIV. I ONLY	21- 12	90	8- 4	130	249	88	88	22	22	
DIV. I NON-CONF.	3- 7	264	0- 0	65	129	158	158	26	26	
TOTALS	RPI 1-25	RPI 26-50	W-L RECORDS	RPI 51-100	RPI 101-150	RPI 150+				
21- 12	0- 2	0- 3	OVERALL	0- 3	5- 2	16- 2				
9- 2	0- 0	0- 1	HOME	0- 0	3- 0	6- 1				
9- 8	0- 2	0- 1	AWAY	0- 3	1- 2	8- 0				
3- 2	0- 0	0- 1	NEUTRAL	0- 0	1- 0	2- 1				
3- 7	0- 2	0- 0	NON-CONFERENCE	0- 3	1- 1	2- 1				
1- 0	0- 0	0- 0	HOME	0- 0	1- 0	0- 0				
1- 6	0- 2	0- 0	AWAY	0- 3	0- 1	1- 0				
1- 1	0- 0	0- 0	NEUTRAL	0- 0	0- 0	1- 1				
18- 5	0- 0	0- 3	CONFERENCE	0- 0	4- 1	14- 1				
8- 2	0- 0	0- 1	HOME	0- 0	2- 0	6- 1				
8- 2	0- 0	0- 1	AWAY	0- 0	1- 1	7- 0				
2- 1	0- 0	0- 1	NEUTRAL	0- 0	1- 0	1- 0				

RPI 1-25				RPI 26-50				RPI 51-100				Team's RPI: 88	RPI 101+			
RPI	S	Opponent	Score	RPI	S	Opponent	Score	RPI	S	Opponent	Score		RPI	S	Opponent	Score
7	A	Tennessee	40 75	37	A	Chattanooga	59 68	51	A	Miami (FL)	35 67		116	A	Appalachian St.	56 49
15	A	North Carolina	59 70	37	H	Chattanooga	56 60	53	A	Charlotte	54 69		116	H	Appalachian St.	65 49
				37	N	Chattanooga	63 64	85	A	Rutgers	49 55		134	A	Elon	56 72
													134	H	Elon	77 62
													134	N	Elon	71 61
													141	H	High Point	59 42
													149	A	Mercer	43 46
													173	A	Col. of Charleston	65 57
													173	H	Col. of Charleston	71 74
													230	A	Samford	58 38
													230	H	Samford	63 51
													252	A	Furman	87 46
													252	H	Furman	71 49
													284	N	Northern Ill.	61 64
													302	A	Gardner-Webb	59 56
													305	A	Ga. Southern	73 61
													305	H	Ga. Southern	61 49
													314	A	UNC Greensboro	59 56
													314	H	UNC Greensboro	88 48
													314	N	UNC Greensboro	70 47
													322	A	Western Caro.	65 56
													322	H	Western Caro.	72 46
													324	A	Wofford	58 45
													324	H	Wofford	67 54
													329	N	Kennesaw St.	63 54
LAST 12 Division I GAMES:																
				37	N	Chattanooga	63 64	230	A	Samford	58 38					
				134	N	Elon	71 61	314	A	UNC Greensboro	59 56					
				314	N	UNC Greensboro	70 47	324	H	Wofford	67 54					
				322	H	Western Caro.	72 46	252	H	Furman	71 49					
				134	A	Elon	56 72	173	H	Col. of Charleston	71 74					
				37	A	Chattanooga	59 68	116	A	Appalachian St.	56 49					

Non-Div I Games:

Davidson

■ Loss,
 ■ Non-Conf,
 ■ S Site,
 ■ Home
 ■ A Away
 N Neutral

Average RPI Win:	156	WON-LOST	WINNING	LAST 12	STRENGTH OF	OPP. STRENGTH	TEAM	ADJ.	CONF.	ADJ CONF.
Average RPI Loss:	70	RECORD	PCT. RANK	GAMES	SCHEDULE	OF SCHEDULE	RPI	RPI	RPI	RPI
DIV. I ONLY	27- 2	7	11- 1	86	93	13	13	9	9	
DIV. I NON-CONF.	12- 1	5	0- 0	38	156	8	8	8	8	
TOTALS	RPI 1-25	RPI 26-50	W-L RECORDS	RPI 51-100	RPI 101-150	RPI 150+				
27- 2	1- 0	5- 1	OVERALL	1- 0	5- 1	15- 0				
12- 0	1- 0	4- 0	HOME	0- 0	2- 0	5- 0				
12- 2	0- 0	1- 1	AWAY	1- 0	3- 1	7- 0				
3- 0	0- 0	0- 0	NEUTRAL	0- 0	0- 0	3- 0				
12- 1	1- 0	3- 0	NON-CONFERENCE	0- 0	2- 1	6- 0				
5- 0	1- 0	2- 0	HOME	0- 0	1- 0	1- 0				
5- 1	0- 0	1- 0	AWAY	0- 0	1- 1	3- 0				
2- 0	0- 0	0- 0	NEUTRAL	0- 0	0- 0	2- 0				
15- 1	0- 0	2- 1	CONFERENCE	1- 0	3- 0	9- 0				
7- 0	0- 0	2- 0	HOME	0- 0	1- 0	4- 0				
7- 1	0- 0	0- 1	AWAY	1- 0	2- 0	4- 0				
1- 0	0- 0	0- 0	NEUTRAL	0- 0	0- 0	1- 0				

RPI	S	Opponent	Score	RPI	S	Opponent	Score	RPI	S	Opponent	Score	RPI	S	Opponent	Score
23	H	Michigan St.	60 53	26	A	DePaul	92 80	70	A	Fordham	68 57	103	A	Richmond	72 64
				29	H	Vanderbilt	71 66					108	A	Bowling Green	40 65
				32	A	Saint Joseph's	54 61					113	A	Akron	90 59
				32	H	Saint Joseph's	73 66					122	H	Temple	67 47
				36	H	Duquesne	58 57					123	A	Butler	82 39
				46	H	Toledo	79 76					136	H	Eastern Ill.	105 42
												154	H	George Washington	80 52
												154	N	George Washington	74 49
												160	A	Arizona St.	65 59
												201	A	Saint Louis	71 61
												205	A	Wright St.	95 73
												210	H	La Salle	95 47
												212	H	Xavier	78 68
												215	A	St. Bonaventure	67 63
												218	A	VCU	60 49
												235	N	Mississippi Val.	93 59
												256	A	Siena	91 53
												258	H	Buffalo	68 44
												260	N	UNLV	82 58
												300	H	Massachusetts	83 44
												304	A	Rhode Island	74 48
LAST 12 Division I GAMES:															
				32	A	Saint Joseph's	54 61	36	H	Duquesne	58 57				
				154	N	George Washington	74 49	70	A	Fordham	68 57				
				32	H	Saint Joseph's	73 66	212	H	Xavier	78 68				
				201	A	Saint Louis	71 61	103	A	Richmond	72 64				
				122	H	Temple	67 47	218	A	VCU	60 49				
				215	A	St. Bonaventure	67 63	300	H	Massachusetts	83 44				

Non-Div I Games:

Dayton

■ Loss,
 ■ Non-Conf,
 ■ S Site,
 ■ Home
 ■ A Away
 N Neutral

Average RPI Win: 136	WON-LOST	WINNING	LAST 12	STRENGTH OF	OPP. STRENGTH	TEAM	ADJ.	CONF.	ADJ CONF.
Average RPI Loss: 22	RECORD	PCT. RANK	GAMES	SCHEDULE	OF SCHEDULE	RPI	RPI	RPI	RPI
DIV. I ONLY	21- 11	81	6- 6	9	41	26	26	4	4
DIV. I NON-CONF.	11- 3	41	0- 0	9	100	18	18	3	3
TOTALS	RPI 1-25	RPI 26-50	W-L RECORDS	RPI 51-100	RPI 101-150	RPI 150+			
21- 11	1- 7	1- 3	OVERALL	7- 1	2- 0	10- 0			
15- 2	1- 2	1- 0	HOME	4- 0	2- 0	7- 0			
3- 8	0- 4	0- 3	AWAY	0- 1	0- 0	3- 0			
3- 1	0- 1	0- 0	NEUTRAL	3- 0	0- 0	0- 0			
11- 3	0- 3	1- 0	NON-CONFERENCE	3- 0	2- 0	5- 0			
8- 1	0- 1	1- 0	HOME	1- 0	2- 0	4- 0			
1- 1	0- 1	0- 0	AWAY	0- 0	0- 0	1- 0			
2- 1	0- 1	0- 0	NEUTRAL	2- 0	0- 0	0- 0			
10- 8	1- 4	0- 3	CONFERENCE	4- 1	0- 0	5- 0			
7- 1	1- 1	0- 0	HOME	3- 0	0- 0	3- 0			
2- 7	0- 3	0- 3	AWAY	0- 1	0- 0	2- 0			
1- 0	0- 0	0- 0	NEUTRAL	1- 0	0- 0	0- 0			

RPI S	Opponent	Score	RPI S	Opponent	Score	Team's RPI: 26	RPI S	Opponent	Score	RPI S	Opponent	Score
2	H Notre Dame	56 84	27	H Princeton	86 75		52	N FGCU	60 58	104	H Northwestern	89 61
4	A Connecticut	61 94	28	A Villanova	45 65		56	H South Fla.	91 75	110	H Howard	68 51
4	A Connecticut	44 91	33	A Syracuse	80 84		68	A Marquette	66 70	156	H Nicholls St.	87 57
8	A Kentucky	64 96	39	A St. John's (NY)	54 67		68	N Marquette	77 69	164	H Yale	95 80
13	H Dayton	80 92					77	H Georgetown	75 55	178	A Loyola Chicago	87 69
17	N South Carolina	46 55					79	N Hampton	68 67	181	A Cincinnati	51 45
22	A Louisville	55 81					85	H Rutgers	60 57	199	H Seton Hall	74 48
22	H Louisville	86 80					93	H Oral Roberts	97 74	207	H Providence	79 67
										239	H Milwaukee	94 83
										241	A Pittsburgh	81 73
										241	H Pittsburgh	57 55
										284	H Northern Ill.	68 46
LAST 12 Division I GAMES:												
4	A Connecticut	61 94	22	A Louisville	55 81							
68	N Marquette	77 69	85	H Rutgers	60 57							
39	A St. John's (NY)	54 67	4	A Connecticut	44 91							
241	A Pittsburgh	81 73	199	H Seton Hall	74 48							
77	H Georgetown	75 55	68	A Marquette	66 70							
2	H Notre Dame	56 84	241	H Pittsburgh	57 55							

Non-Div I Games:

DePaul

Delaware

Through Games Of Sunday, March 17, 2013

Average RPI Win:	168	WON-LOST	WINNING	LAST 12	STRENGTH OF	OPP. STRENGTH	TEAM	ADJ.	CONF.	ADJ CONF.
Average RPI Loss:	42	RECORD	PCT. RANK	GAMES	SCHEDULE	OF SCHEDULE	RPI	RPI	RPI	RPI
DIV. I ONLY	30- 3	8	12- 0	82	92	18	18	14	14	
DIV. I NON-CONF.	9- 3	55	0- 0	60	12	36	36	15	15	
TOTALS	RPI 1-25	RPI 26-50	W-L RECORDS	RPI 51-100	RPI 101-150	RPI 150+				
30- 3	0- 1	4- 1	OVERALL	5- 1	6- 0	15- 0				
13- 2	0- 1	1- 0	HOME	2- 1	3- 0	7- 0				
12- 1	0- 0	1- 1	AWAY	2- 0	2- 0	7- 0				
5- 0	0- 0	2- 0	NEUTRAL	1- 0	1- 0	1- 0				
9- 3	0- 1	4- 1	NON-CONFERENCE	0- 1	1- 0	4- 0				
4- 2	0- 1	1- 0	HOME	0- 1	1- 0	2- 0				
3- 1	0- 0	1- 1	AWAY	0- 0	0- 0	2- 0				
2- 0	0- 0	2- 0	NEUTRAL	0- 0	0- 0	0- 0				
21- 0	0- 0	0- 0	CONFERENCE	5- 0	5- 0	11- 0				
9- 0	0- 0	0- 0	HOME	2- 0	2- 0	5- 0				
9- 0	0- 0	0- 0	AWAY	2- 0	2- 0	5- 0				
3- 0	0- 0	0- 0	NEUTRAL	1- 0	1- 0	1- 0				

RPI	S	Opponent	Score	RPI	S	Opponent	Score	RPI	S	Opponent	Score	RPI	S	Opponent	Score
12	H	Maryland	53 69	27	H	Princeton	59 58	71	A	James Madison	71 64	111	H	Sam Houston St.	63 31
				28	N	Villanova	59 45	71	H	James Madison	61 60	135	A	Old Dominion	63 46
				36	A	Duquesne	47 51	77	H	Georgetown	56 62	135	H	Old Dominion	86 62
				36	N	Duquesne	60 45	83	A	Drexel	65 56	140	A	Hofstra	79 50
				39	A	St. John's (NY)	60 59	83	H	Drexel	62 57	140	H	Hofstra	79 63
								83	N	Drexel	59 56	140	N	Hofstra	75 54
												165	A	Northeastern	76 51
												165	H	Northeastern	77 50
												200	A	Monmouth	82 53
												207	H	Providence	64 46
												215	H	St. Bonaventure	68 58
												250	A	Georgia St.	70 38
												250	H	Georgia St.	86 58
												267	A	Towson	77 55
												267	H	Towson	76 44
												282	A	William & Mary	66 44
												286	H	UNC Wilmington	67 39
												286	N	UNC Wilmington	51 43
												291	A	George Mason	69 55
												291	H	George Mason	62 27
												304	A	Rhode Island	57 40
LAST 12 Division I GAMES:															
				83	N	Drexel	59 56	71	H	James Madison	61 60				
				140	N	Hofstra	75 54	291	A	George Mason	69 55				
				286	N	UNC Wilmington	51 43	282	A	William & Mary	66 44				
				250	H	Georgia St.	86 58	135	H	Old Dominion	86 62				
				83	H	Drexel	62 57	71	A	James Madison	71 64				
				140	A	Hofstra	79 50	267	A	Towson	77 55				

Non-Div I Games:

Delaware

Loss, Non-Conf, S Site, H Home A Away N Neutral

Average RPI Win:	326	WON-LOST	WINNING	LAST 12	STRENGTH OF	OPP. STRENGTH	TEAM	ADJ.	CONF.	ADJ CONF.
Average RPI Loss:	160	RECORD	PCT. RANK	GAMES	SCHEDULE	OF SCHEDULE	RPI	RPI	RPI	RPI
DIV. I ONLY	8- 21	293	2- 10	164	331	273	273	30	30	
DIV. I NON-CONF.	1- 10	325	0- 0	110	272	273	273	30	30	
TOTALS	RPI 1-25	RPI 26-50	W-L RECORDS	RPI 51-100	RPI 101-150	RPI 150+				
8- 21	0- 1	0- 0	OVERALL	0- 6	0- 4	8- 10				
3- 6	0- 0	0- 0	HOME	0- 2	0- 2	3- 2				
4- 12	0- 1	0- 0	AWAY	0- 3	0- 1	4- 7				
1- 3	0- 0	0- 0	NEUTRAL	0- 1	0- 1	1- 1				
1- 10	0- 1	0- 0	NON-CONFERENCE	0- 3	0- 1	1- 5				
0- 1	0- 0	0- 0	HOME	0- 1	0- 0	0- 0				
1- 7	0- 1	0- 0	AWAY	0- 2	0- 0	1- 4				
0- 2	0- 0	0- 0	NEUTRAL	0- 0	0- 1	0- 1				
7- 11	0- 0	0- 0	CONFERENCE	0- 3	0- 3	7- 5				
3- 5	0- 0	0- 0	HOME	0- 1	0- 2	3- 2				
3- 5	0- 0	0- 0	AWAY	0- 1	0- 1	3- 3				
1- 1	0- 0	0- 0	NEUTRAL	0- 1	0- 0	1- 0				

RPI	S	Opponent	Score	RPI	S	Opponent	Score	RPI	S	Opponent	Score	RPI	S	Opponent	Score	Team's RPI: 273
8	A	Kentucky	50 90					59	H	Albany (NY)	57 79	110	A	Howard	39 65	
								61	A	South Dakota St.	57 72	110	H	Howard	40 54	
								70	A	Fordham	38 69	124	N	Wisconsin	54 83	
								79	A	Hampton	56 75	138	H	N.C. A&T	53 75	
								79	H	Hampton	41 49	159	A	South Carolina St.	52 76	
								79	N	Hampton	28 63	184	A	Houston	58 71	
												203	N	Central Conn. St.	54 76	
												219	H	Coppin St.	68 73	
												261	A	St. Francis Brooklyn	50 69	
												267	A	Towson	61 69	
												272	A	NJIT	42 55	
												274	A	Morgan St.	49 59	
												274	H	Morgan St.	67 69	
												296	A	Florida A&M	57 53	
												318	A	Bethune-Cookman	62 57	
												318	N	Bethune-Cookman	55 44	
												325	A	Norfolk St.	51 61	
												325	H	Norfolk St.	58 48	
												332	A	UMES	72 63	
												332	H	UMES	67 52	
												339	H	N.C. Central	58 49	
												344	A	Houston Baptist	84 83	
LAST 12 Division I GAMES:																
		79	N	Hampton	28	63	325	H	Norfolk St.	58	48					
		318	N	Bethune-Cookman	55	44	274	H	Morgan St.	67	69					
		159	A	South Carolina St.	52	76	219	H	Coppin St.	68	73					
		274	A	Morgan St.	49	59	79	A	Hampton	56	75					
		110	A	Howard	39	65	325	A	Norfolk St.	51	61					
		79	H	Hampton	41	49	138	H	N.C. A&T	53	75					

Non-Div I Games: Wilmington (DE) 88 46 Wesley 76 34

Delaware St.

Average RPI Win: 257		WON-LOST	WINNING	LAST 12	STRENGTH OF	OPP. STRENGTH	TEAM	ADJ.	CONF.	ADJ CONF.
Average RPI Loss: 140		RECORD	PCT. RANK	GAMES	SCHEDULE	OF SCHEDULE	RPI	RPI	RPI	RPI
DIV. I ONLY		14- 17	192	6- 6	234	204	217	217	25	25
DIV. I NON-CONF.		5- 6	190	0- 0	149	90	168	168	25	25
TOTALS	RPI 1-25	RPI 26-50		W-L RECORDS		RPI 51-100	RPI 101-150	RPI 150+		
14- 17	0- 1	0- 0		OVERALL		1- 3	0- 9	13- 4		
7- 7	0- 1	0- 0		HOME		1- 0	0- 5	6- 1		
6- 9	0- 0	0- 0		AWAY		0- 3	0- 3	6- 3		
1- 1	0- 0	0- 0		NEUTRAL		0- 0	0- 1	1- 0		
5- 6	0- 1	0- 0		NON-CONFERENCE		1- 3	0- 2	4- 0		
2- 3	0- 1	0- 0		HOME		1- 0	0- 2	1- 0		
3- 3	0- 0	0- 0		AWAY		0- 3	0- 0	3- 0		
0- 0	0- 0	0- 0		NEUTRAL		0- 0	0- 0	0- 0		
9- 11	0- 0	0- 0		CONFERENCE		0- 0	0- 7	9- 4		
5- 4	0- 0	0- 0		HOME		0- 0	0- 3	5- 1		
3- 6	0- 0	0- 0		AWAY		0- 0	0- 3	3- 3		
1- 1	0- 0	0- 0		NEUTRAL		0- 0	0- 1	1- 0		

RPI 1-25					
RPI	S	Opponent	Score		
25	H	Colorado	63	83	
RPI 26-50					
RPI	S	Opponent	Score		
RPI 51-100					
RPI	S	Opponent	Score		
63	A	Montana	56	58	
74	A	Wyoming	66	81	
84	A	Minnesota	51	74	
92	H	Northern Colo.	57	46	
RPI 101+					
RPI	S	Opponent	Score		
105	H	Utah	60	75	
119	A	Seattle	53	63	
119	H	Seattle	66	69	
131	A	Idaho	64	70	
131	H	Idaho	60	68	
139	A	Utah St.	69	85	
139	H	Utah St.	89	92	
139	N	Utah St.	65	78	
150	H	Montana St.	55	73	
185	A	Louisiana Tech	51	69	
185	H	Louisiana Tech	77	82	
220	A	Colorado St.	50	48	
236	A	New Mexico St.	71	63	
236	H	New Mexico St.	67	58	
243	A	UTSA	75	73	
243	H	UTSA	53	49	
251	A	UC Irvine	62	52	
259	A	Oregon	73	62	
280	A	San Jose St.	67	68	
280	H	San Jose St.	83	68	
303	A	Texas St.	73	70	
303	H	Texas St.	75	62	
303	N	Texas St.	73	63	
309	A	Texas-Arlington	55	66	
309	H	Texas-Arlington	90	52	
323	H	Air Force	77	73	
Team's RPI: 217					
LAST 12 Division I GAMES:					
139	N	Utah St.	65	78	
303	N	Texas St.	73	63	
185	A	Louisiana Tech	51	69	
309	A	Texas-Arlington	55	66	
236	A	New Mexico St.	71	63	
280	H	San Jose St.	83	68	
139	H	Utah St.	89	92	
131	A	Idaho	64	70	
119	A	Seattle	53	63	
303	H	Texas St.	75	62	
243	H	UTSA	53	49	
236	H	New Mexico St.	67	58	

Non-Div I Games:

Denver

Loss, Non-Conf, S Site, H Home A Away N Neutral

Average RPI Win:	231	WON-LOST	WINNING	LAST 12	STRENGTH OF	OPP. STRENGTH	TEAM	ADJ.	CONF.	ADJ CONF.
Average RPI Loss:	119	RECORD	PCT. RANK	GAMES	SCHEDULE	OF SCHEDULE	RPI	RPI	RPI	RPI
DIV. I ONLY	15- 13	143	6- 6	151	146	118	118	13	13	
DIV. I NON-CONF.	5- 5	160	0- 0	183	120	141	141	12	12	
TOTALS	RPI 1-25	RPI 26-50	W-L RECORDS	RPI 51-100	RPI 101-150	RPI 150+				
15- 13	0- 4	0- 1	OVERALL	1- 2	0- 0	14- 6				
10- 1	0- 1	0- 0	HOME	1- 0	0- 0	9- 0				
5- 10	0- 2	0- 1	AWAY	0- 2	0- 0	5- 5				
0- 2	0- 1	0- 0	NEUTRAL	0- 0	0- 0	0- 1				
5- 5	0- 1	0- 1	NON-CONFERENCE	0- 1	0- 0	5- 2				
2- 0	0- 0	0- 0	HOME	0- 0	0- 0	2- 0				
3- 3	0- 0	0- 1	AWAY	0- 1	0- 0	3- 1				
0- 2	0- 1	0- 0	NEUTRAL	0- 0	0- 0	0- 1				
10- 8	0- 3	0- 0	CONFERENCE	1- 1	0- 0	9- 4				
8- 1	0- 1	0- 0	HOME	1- 0	0- 0	7- 0				
2- 7	0- 2	0- 0	AWAY	0- 1	0- 0	2- 4				
0- 0	0- 0	0- 0	NEUTRAL	0- 0	0- 0	0- 0				

RPI S	Opponent	Score	RPI S	Opponent	Score	RPI S	Opponent	Score	RPI S	Opponent	Score	Team's RPI: 118
6 N	Penn St.	72 80	35 A	Michigan	62 70	56 A	South Fla.	60 74	167 N	South Ala.	56 59	
21 A	Green Bay	54 71				81 A	Youngstown St.	53 58	178 A	Loyola Chicago	81 91	
21 A	Green Bay	31 62				81 H	Youngstown St.	62 48	178 H	Loyola Chicago	76 66	
21 H	Green Bay	63 71							180 A	Ball St.	64 73	
									205 A	Wright St.	86 76	
									205 H	Wright St.	72 56	
									205 H	Wright St.	73 66	
									231 A	Valparaiso	53 73	
									231 H	Valparaiso	70 61	
									239 A	Milwaukee	61 59	
									239 H	Milwaukee	66 40	
									245 A	IPFW	88 58	
									246 A	Cleveland St.	66 77	
									246 H	Cleveland St.	96 77	
									248 A	Eastern Mich.	61 54	
									257 H	Western Mich.	97 57	
									268 H	Canisius	65 54	
									298 A	Ill.-Chicago	74 76	
									298 H	Ill.-Chicago	74 68	
									321 A	Ohio	65 53	
LAST 12 Division I GAMES:												
21 A	Green Bay	54 71	298 A	Ill.-Chicago	74 76							
205 H	Wright St.	72 56	178 A	Loyola Chicago	81 91							
231 A	Valparaiso	53 73	205 H	Wright St.	73 66							
81 H	Youngstown St.	62 48	231 H	Valparaiso	70 61							
239 H	Milwaukee	66 40	81 A	Youngstown St.	53 58							
21 H	Green Bay	63 71	239 A	Milwaukee	61 59							

Non-Div I Games: Lourdes 101 50 Madonna 90 43

Detroit

Loss, Non-Conf, S Site, H Home A Away N Neutral

Average RPI Win: 221	WON-LOST	WINNING	LAST 12	STRENGTH OF	OPP. STRENGTH	TEAM	ADJ.	CONF.	ADJ CONF.
Average RPI Loss: 140	RECORD	PCT. RANK	GAMES	SCHEDULE	OF SCHEDULE	RPI	RPI	RPI	RPI
DIV. I ONLY	11- 20	258	4- 8	242	113	266	266	10	10
DIV. I NON-CONF.	5- 6	190	0- 0	324	179	277	277	9	9
TOTALS	RPI 1-25	RPI 26-50	W-L RECORDS	RPI 51-100	RPI 101-150	RPI 150+			
11- 20	0- 1	0- 3	OVERALL	0- 5	2- 2	9- 9			
7- 7	0- 0	0- 2	HOME	0- 2	1- 1	6- 2			
3- 10	0- 1	0- 1	AWAY	0- 2	1- 1	2- 5			
1- 3	0- 0	0- 0	NEUTRAL	0- 1	0- 0	1- 2			
5- 6	0- 1	0- 1	NON-CONFERENCE	0- 0	0- 0	5- 4			
3- 2	0- 0	0- 1	HOME	0- 0	0- 0	3- 1			
2- 2	0- 1	0- 0	AWAY	0- 0	0- 0	2- 1			
0- 2	0- 0	0- 0	NEUTRAL	0- 0	0- 0	0- 2			
6- 14	0- 0	0- 2	CONFERENCE	0- 5	2- 2	4- 5			
4- 5	0- 0	0- 1	HOME	0- 2	1- 1	3- 1			
1- 8	0- 0	0- 1	AWAY	0- 2	1- 1	0- 4			
1- 1	0- 0	0- 0	NEUTRAL	0- 1	0- 0	1- 0			

RPI 1-25				RPI 26-50				RPI 51-100				RPI 101+				Team's RPI: 266	
RPI	S	Opponent	Score	RPI	S	Opponent	Score	RPI	S	Opponent	Score	RPI	S	Opponent	Score		
24	A	Iowa St.	45 87	41	A	Creighton	66 67	54	A	Wichita St.	51 70	129	A	UNI	82 67		
				41	H	Creighton	71 98	54	H	Wichita St.	65 74	129	H	UNI	63 55		
				44	H	Iowa	65 82	54	N	Wichita St.	58 73	146	A	Indiana St.	48 59		
								66	A	Illinois St.	57 81	146	H	Indiana St.	49 67		
								66	H	Illinois St.	66 71	169	A	Bradley	84 93		
												169	A	Missouri St.	77 80		
												169	H	Missouri St.	75 64		
												169	H	Bradley	66 62		
												169	N	Missouri St.	81 66		
												182	H	South Dakota	69 74		
												201	H	Saint Louis	61 55		
												225	A	Evansville	62 68		
												225	H	Evansville	59 70		
												239	A	Milwaukee	80 70		
												242	A	North Dakota	63 67		
												251	N	UC Irvine	64 69		
												269	A	North Dakota St.	62 50		
												291	N	George Mason	70 76		
												298	H	Ill.-Chicago	71 61		
												315	A	Southern Ill.	70 77		
												315	H	Southern Ill.	80 65		
												343	H	Chicago St.	67 39		
LAST 12 Division I GAMES:																	
				54	N	Wichita St.	58 73	169	A	Bradley	84 93						
				169	N	Missouri St.	81 66	169	H	Missouri St.	75 64						
				225	H	Evansville	59 70	54	H	Wichita St.	65 74						
				315	H	Southern Ill.	80 65	146	A	Indiana St.	48 59						
				41	A	Creighton	66 67	66	A	Illinois St.	57 81						
				129	A	UNI	82 67	41	H	Creighton	71 98						

Non-Div I Games:

Drake

Average RPI Win:	230	WON-LOST	WINNING	LAST 12	STRENGTH OF	OPP. STRENGTH	TEAM	ADJ.	CONF.	ADJ CONF.
Average RPI Loss:	61	RECORD	PCT. RANK	GAMES	SCHEDULE	OF SCHEDULE	RPI	RPI	RPI	RPI
DIV. I ONLY	22- 10	62	8- 4	154	108	83	83	14	14	
DIV. I NON-CONF.	7- 4	103	0- 0	236	65	119	119	15	15	
TOTALS	RPI 1-25	RPI 26-50	W-L RECORDS	RPI 51-100	RPI 101-150	RPI 150+				
22- 10	0- 4	0- 2	OVERALL	2- 1	2- 3	18- 0				
8- 4	0- 1	0- 1	HOME	0- 1	2- 1	6- 0				
9- 5	0- 2	0- 1	AWAY	1- 0	0- 2	8- 0				
5- 1	0- 1	0- 0	NEUTRAL	1- 0	0- 0	4- 0				
7- 4	0- 1	0- 2	NON-CONFERENCE	0- 0	0- 1	7- 0				
1- 2	0- 0	0- 1	HOME	0- 0	0- 1	1- 0				
3- 2	0- 1	0- 1	AWAY	0- 0	0- 0	3- 0				
3- 0	0- 0	0- 0	NEUTRAL	0- 0	0- 0	3- 0				
15- 6	0- 3	0- 0	CONFERENCE	2- 1	2- 2	11- 0				
7- 2	0- 1	0- 0	HOME	0- 1	2- 0	5- 0				
6- 3	0- 1	0- 0	AWAY	1- 0	0- 2	5- 0				
2- 1	0- 1	0- 0	NEUTRAL	1- 0	0- 0	1- 0				

RPI 1-25				RPI 26-50				RPI 51-100				Team's RPI: 83		RPI 101+			
RPI	S	Opponent	Score	RPI	S	Opponent	Score	RPI	S	Opponent	Score			RPI	S	Opponent	Score
17	A	South Carolina	55 58	27	A	Princeton	59 74	71	A	James Madison	48 46			133	H	American	52 58
18	A	Delaware	57 62	32	H	Saint Joseph's	45 47	71	H	James Madison	53 62			135	A	Old Dominion	50 53
18	H	Delaware	56 65					71	N	James Madison	50 34			135	H	Old Dominion	64 50
18	N	Delaware	56 59											140	A	Hofstra	43 53
														140	H	Hofstra	59 53
														165	A	Northeastern	85 73
														190	H	Penn	77 50
														207	A	Providence	60 50
														210	A	La Salle	56 53
														237	N	Colgate	51 33
														250	A	Georgia St.	58 49
														250	H	Georgia St.	79 55
														267	A	Towson	62 48
														267	H	Towson	76 55
														282	A	William & Mary	58 46
														282	H	William & Mary	62 47
														282	N	William & Mary	65 31
														285	N	UMKC	76 40
														286	A	UNC Wilmington	64 51
														286	H	UNC Wilmington	59 47
														291	H	George Mason	57 46
														295	A	Vermont	66 49
														304	N	Rhode Island	55 43
LAST 12 Division I GAMES:																	
		18	N	Delaware	56 59			282	H	William & Mary	62 47						
		71	N	James Madison	50 34			291	H	George Mason	57 46						
		282	N	William & Mary	65 31			286	H	UNC Wilmington	59 47						
		71	H	James Madison	53 62			140	A	Hofstra	43 53						
		18	A	Delaware	57 62			135	H	Old Dominion	64 50						
		250	A	Georgia St.	58 49			267	A	Towson	62 48						

Non-Div I Games:

Drexel

■ Loss,
■ Non-Conf,
■ S Site,
■ Home
■ A Away
N Neutral

Average RPI Win:	108	WON-LOST	WINNING	LAST 12	STRENGTH OF	OPP. STRENGTH	TEAM	ADJ.	CONF.	ADJ CONF.
Average RPI Loss:	28	RECORD	PCT. RANK	GAMES	SCHEDULE	OF SCHEDULE	RPI	RPI	RPI	RPI
DIV. I ONLY	30- 2	4	11- 1	25	30	5	5	5	5	5
DIV. I NON-CONF.	10- 1	17	0- 0	32	34	5	5	4	4	4
TOTALS	RPI 1-25	RPI 26-50	W-L RECORDS	RPI 51-100	RPI 101-150	RPI 150+				
30- 2	8- 1	2- 0	OVERALL	3- 1	9- 0	8- 0				
14- 0	4- 0	0- 0	HOME	2- 0	4- 0	4- 0				
11- 2	2- 1	1- 0	AWAY	1- 1	4- 0	3- 0				
5- 0	2- 0	1- 0	NEUTRAL	0- 0	1- 0	1- 0				
10- 1	1- 1	2- 0	NON-CONFERENCE	0- 0	3- 0	4- 0				
5- 0	1- 0	0- 0	HOME	0- 0	2- 0	2- 0				
3- 1	0- 1	1- 0	AWAY	0- 0	1- 0	1- 0				
2- 0	0- 0	1- 0	NEUTRAL	0- 0	0- 0	1- 0				
20- 1	7- 0	0- 0	CONFERENCE	3- 1	6- 0	4- 0				
9- 0	3- 0	0- 0	HOME	2- 0	2- 0	2- 0				
8- 1	2- 0	0- 0	AWAY	1- 1	3- 0	2- 0				
3- 0	2- 0	0- 0	NEUTRAL	0- 0	1- 0	0- 0				

RPI 1-25				Team's RPI: 5		RPI 26-50				RPI 51-100				RPI 101+								
RPI	S	Opponent	Score		RPI	S	Opponent	Score		RPI	S	Opponent	Score		RPI	S	Opponent	Score				
4	A	Connecticut	49	79	35	A	Michigan	71	54	51	A	Miami (FL)	65	69	109	A	Southern California	75	60			
9	H	California	77	63	39	N	St. John's (NY)	60	42	51	H	Miami (FL)	82	43	112	A	North Carolina St.	67	57			
12	A	Maryland	75	59						99	H	Georgia Tech	85	52	112	N	North Carolina St.	79	65			
12	H	Maryland	71	56						100	A	Virginia	62	41	121	A	Boston College	90	53			
15	A	North Carolina	84	63											121	H	Boston College	80	56			
15	H	North Carolina	65	58											126	H	Iona	100	31			
15	N	North Carolina	92	73											142	H	Presbyterian	84	45			
20	H	Florida St.	61	50											144	A	Virginia Tech	77	33			
20	N	Florida St.	72	66											144	H	Virginia Tech	58	26			
																		163	A	Wake Forest	73	44
																		163	H	Wake Forest	81	70
																		198	A	Clemson	60	46
																		198	H	Clemson	82	45
																		200	H	Monmouth	73	32
																		212	A	Xavier	82	59
																		231	H	Valparaiso	90	45
																		287	N	CSU Bakersfield	97	63
LAST 12 Division I GAMES:																						
15 N North Carolina				92 73		20 H Florida St.				61 50												
20 N Florida St.				72 66		163 H Wake Forest				81 70												
112 N North Carolina St.				79 65		144 A Virginia Tech				77 33												
15 H North Carolina				65 58		12 H Maryland				71 56												
51 A Miami (FL)				65 69		100 A Virginia				62 41												
12 A Maryland				75 59		15 A North Carolina				84 63												

Non-Div I Games:

Duke

■ Loss,
 ■ Non-Conf, S Site,
 ■ Home
 ■ Away
 N Neutral

Average RPI Win: 176		WON-LOST	WINNING	LAST 12	STRENGTH OF		OPP. STRENGTH	TEAM	ADJ.	CONF.	ADJ CONF.
Average RPI Loss: 48		RECORD	PCT. RANK	GAMES	SCHEDULE		OF SCHEDULE	RPI	RPI	RPI	RPI
DIV. I ONLY		23- 7	37	8- 4	78		86	36	36	9	9
DIV. I NON-CONF.		11- 3	41	0- 0	82		92	37	37	8	8
TOTALS		RPI 1-25	RPI 26-50		W-L RECORDS		RPI 51-100	RPI 101-150		RPI 150+	
23- 7	1- 3	0- 2		OVERALL		4- 1	4- 0		14- 1		
12- 2	1- 0	0- 1		HOME		3- 0	4- 0		4- 1		
10- 4	0- 2	0- 1		AWAY		1- 1	0- 0		9- 0		
1- 1	0- 1	0- 0		NEUTRAL		0- 0	0- 0		1- 0		
11- 3	1- 2	0- 0		NON-CONFERENCE		3- 0	1- 0		6- 1		
6- 1	1- 0	0- 0		HOME		2- 0	1- 0		2- 1		
5- 1	0- 1	0- 0		AWAY		1- 0	0- 0		4- 0		
0- 1	0- 1	0- 0		NEUTRAL		0- 0	0- 0		0- 0		
12- 4	0- 1	0- 2		CONFERENCE		1- 1	3- 0		8- 0		
6- 1	0- 0	0- 1		HOME		1- 0	3- 0		2- 0		
5- 3	0- 1	0- 1		AWAY		0- 1	0- 0		5- 0		
1- 0	0- 0	0- 0		NEUTRAL		0- 0	0- 0		1- 0		

RPI 1-25				RPI 26-50				Team's RPI: 36	RPI 51-100				RPI 101+			
RPI	S	Opponent	Score	RPI	S	Opponent	Score		RPI	S	Opponent	Score	RPI	S	Opponent	Score
13	A	Dayton	57 58	32	A	Saint Joseph's	60 73		53	A	Charlotte	54 63	103	H	Richmond	59 54
15	A	North Carolina	58 62	32	H	Saint Joseph's	68 69		55	A	West Virginia	62 54	107	H	Saint Francis (PA)	69 38
18	H	Delaware	51 47						60	H	Liberty	63 46	122	H	Temple	65 45
18	N	Delaware	45 60						70	H	Fordham	68 50	123	H	Butler	59 43
									71	H	James Madison	62 57	154	A	George Washington	63 59
													174	H	Miami (OH)	49 54
													201	H	Saint Louis	68 41
													210	A	La Salle	54 46
													212	A	Xavier	56 54
													215	H	St. Bonaventure	61 33
													218	A	VCU	73 51
													218	N	VCU	64 58
													241	H	Pittsburgh	70 61
													242	H	North Dakota	64 38
													258	A	Buffalo	78 52
													263	A	Dartmouth	54 39
													277	A	Robert Morris	61 47
													300	A	Massachusetts	53 44
													321	A	Ohio	62 55
LAST 12 Division I GAMES:																
				32	A	Saint Joseph's	60 73		32	H	Saint Joseph's	68 69				
				218	N	VCU	64 58		103	H	Richmond	59 54				
				123	H	Butler	59 43		215	H	St. Bonaventure	61 33				
				210	A	La Salle	54 46		53	A	Charlotte	54 63				
				300	A	Massachusetts	53 44		154	A	George Washington	63 59				
				13	A	Dayton	57 58		70	H	Fordham	68 50				

Non-Div I Games:

Duquesne

■ Loss,
 ■ Non-Conf,
 ■ S Site,
 ■ Home
 ■ A Away
 N Neutral

East Carolina

Through Games Of Sunday, March 17, 2013

Average RPI Win:	181	WON-LOST	WINNING	LAST 12	STRENGTH OF	OPP. STRENGTH	TEAM	ADJ.	CONF.	ADJ CONF.
Average RPI Loss:	129	RECORD	PCT. RANK	GAMES	SCHEDULE	OF SCHEDULE	RPI	RPI	RPI	RPI
DIV. I ONLY	20- 9	61	8- 4	171	107	82	82	8	8	
DIV. I NON-CONF.	8- 3	61	0- 0	253	240	122	122	10	10	
TOTALS	RPI 1-25	RPI 26-50	W-L RECORDS	RPI 51-100	RPI 101-150	RPI 150+				
20- 9	0- 1	0- 0	OVERALL	3- 2	6- 3	11- 3				
12- 1	0- 0	0- 0	HOME	2- 0	5- 0	5- 1				
6- 6	0- 0	0- 0	AWAY	1- 1	1- 3	4- 2				
2- 2	0- 1	0- 0	NEUTRAL	0- 1	0- 0	2- 0				
8- 3	0- 1	0- 0	NON-CONFERENCE	0- 0	1- 1	7- 1				
4- 1	0- 0	0- 0	HOME	0- 0	1- 0	3- 1				
3- 1	0- 0	0- 0	AWAY	0- 0	0- 1	3- 0				
1- 1	0- 1	0- 0	NEUTRAL	0- 0	0- 0	1- 0				
12- 6	0- 0	0- 0	CONFERENCE	3- 2	5- 2	4- 2				
8- 0	0- 0	0- 0	HOME	2- 0	4- 0	2- 0				
3- 5	0- 0	0- 0	AWAY	1- 1	1- 2	1- 2				
1- 1	0- 0	0- 0	NEUTRAL	0- 1	0- 0	1- 0				

RPI S	Opponent	Score	RPI S	Opponent	Score	RPI S	Opponent	Score	RPI S	Opponent	Score
15 N	North Carolina	67 76				69 H	SMU	63 47	102 A	Navy	48 57
						87 A	Tulane	55 52	120 A	UCF	56 41
						91 A	UTEP	66 81	120 H	UCF	59 48
						94 H	Tulsa	69 63	127 A	UAB	58 62
						94 N	Tulsa	59 72	127 H	UAB	53 52
									128 A	Memphis	56 66
									128 H	Memphis	69 52
									130 H	Rice	60 41
									134 H	Elon	71 64
									158 H	Campbell	74 54
									173 H	Col. of Charleston	62 72
									176 A	Southern Miss.	66 75
									176 H	Southern Miss.	82 60
									176 N	Southern Miss.	89 60
									184 A	Houston	68 59
									200 N	Monmouth	64 49
									218 A	VCU	67 56
									255 A	Marshall	60 72
									255 H	Marshall	54 47
									282 A	William & Mary	68 62
									291 A	George Mason	71 53
									325 H	Norfolk St.	54 46
									339 H	N.C. Central	65 28
LAST 12 Division I GAMES:											
94 N	Tulsa	59 72	255 A	Marshall	60 72						
176 N	Southern Miss.	89 60	176 H	Southern Miss.	82 60						
176 A	Southern Miss.	66 75	69 H	SMU	63 47						
128 H	Memphis	69 52	127 A	UAB	58 62						
127 H	UAB	53 52	184 A	Houston	68 59						
120 A	UCF	56 41	120 H	UCF	59 48						

Non-Div I Games: St. Andrews 84 41 Converse 79 23

East Carolina

Loss, Non-Conf, S Site, H Home A Away N Neutral

Average RPI Win:	294	WON-LOST	WINNING	LAST 12	STRENGTH OF	OPP. STRENGTH	TEAM	ADJ.	CONF.	ADJ CONF.
Average RPI Loss:	137	RECORD	PCT. RANK	GAMES	SCHEDULE	OF SCHEDULE	RPI	RPI	RPI	RPI
DIV. I ONLY	8- 18	282	4- 8	134	300	253	253	29	29	
DIV. I NON-CONF.	2- 7	301	0- 1	23	182	188	188	27	27	
TOTALS	RPI 1-25	RPI 26-50	W-L RECORDS	RPI 51-100	RPI 101-150	RPI 150+				
8- 18	0- 1	0- 2	OVERALL	0- 5	1- 4	7- 6				
4- 7	0- 0	0- 0	HOME	0- 2	1- 2	3- 3				
4- 10	0- 1	0- 2	AWAY	0- 2	0- 2	4- 3				
0- 1	0- 0	0- 0	NEUTRAL	0- 1	0- 0	0- 0				
2- 7	0- 1	0- 2	NON-CONFERENCE	0- 0	1- 2	1- 2				
1- 2	0- 0	0- 0	HOME	0- 0	1- 1	0- 1				
1- 5	0- 1	0- 2	AWAY	0- 0	0- 1	1- 1				
0- 0	0- 0	0- 0	NEUTRAL	0- 0	0- 0	0- 0				
6- 11	0- 0	0- 0	CONFERENCE	0- 5	0- 2	6- 4				
3- 5	0- 0	0- 0	HOME	0- 2	0- 1	3- 2				
3- 5	0- 0	0- 0	AWAY	0- 2	0- 1	3- 2				
0- 1	0- 0	0- 0	NEUTRAL	0- 1	0- 0	0- 0				

RPI S	Opponent	Score	RPI S	Opponent	Score	RPI S	Opponent	Score	RPI S	Opponent	Score	Team's RPI: 253
15	A North Carolina	44 85	34	A LSU	42 76	52	A FGCU	48 70	116	H Appalachian St.	57 85	
			37	A Chattanooga	48 81	52	H FGCU	60 97	128	H Memphis	83 73	
						89	A Stetson	65 74	141	A High Point	76 85	
						89	H Stetson	55 71	149	A Mercer	64 79	
						89	N Stetson	55 66	149	H Mercer	58 67	
									168	A Northern Ky.	55 68	
									168	H Northern Ky.	76 77	
									270	A USC Upstate	79 90	
									270	H USC Upstate	56 60	
									278	A North Florida	65 60	
									278	H North Florida	56 62	
									306	A Jacksonville	81 90	
									306	H Jacksonville	74 57	
									311	A Morehead St.	57 53	
									329	A Kennesaw St.	61 59	
									329	H Kennesaw St.	69 65	
									337	A Lipscomb	80 74	
									337	H Lipscomb	86 64	
LAST 12 Division I GAMES:												
			89	N Stetson	55 66	52	A FGCU	48 70				
			270	H USC Upstate	56 60	89	A Stetson	65 74				
			278	A North Florida	65 60	168	H Northern Ky.	76 77				
			306	A Jacksonville	81 90	337	H Lipscomb	86 64				
			329	H Kennesaw St.	69 65	306	H Jacksonville	74 57				
			149	H Mercer	58 67	278	H North Florida	56 62				

Non-Div I Games:

East Tenn. St.

Average RPI Win:	230	WON-LOST	WINNING	LAST 12	STRENGTH OF	OPP. STRENGTH	TEAM	ADJ.	CONF.	ADJ CONF.
Average RPI Loss:	165	RECORD	PCT. RANK	GAMES	SCHEDULE	OF SCHEDULE	RPI	RPI	RPI	RPI
DIV. I ONLY	18- 11	99	7- 4	243	264	136	136	28	28	
DIV. I NON-CONF.	6- 6	160	0- 0	182	213	179	179	29	29	
TOTALS	RPI 1-25	RPI 26-50	W-L RECORDS	RPI 51-100	RPI 101-150	RPI 150+				
18- 11	0- 1	0- 0	OVERALL	0- 0	2- 4	16- 6				
11- 2	0- 0	0- 0	HOME	0- 0	2- 0	9- 2				
6- 8	0- 1	0- 0	AWAY	0- 0	0- 3	6- 4				
1- 1	0- 0	0- 0	NEUTRAL	0- 0	0- 1	1- 0				
6- 6	0- 1	0- 0	NON-CONFERENCE	0- 0	1- 2	5- 3				
4- 1	0- 0	0- 0	HOME	0- 0	1- 0	3- 1				
1- 5	0- 1	0- 0	AWAY	0- 0	0- 2	1- 2				
1- 0	0- 0	0- 0	NEUTRAL	0- 0	0- 0	1- 0				
12- 5	0- 0	0- 0	CONFERENCE	0- 0	1- 2	11- 3				
7- 1	0- 0	0- 0	HOME	0- 0	1- 0	6- 1				
5- 3	0- 0	0- 0	AWAY	0- 0	0- 1	5- 2				
0- 1	0- 0	0- 0	NEUTRAL	0- 0	0- 1	0- 0				

RPI 1-25				RPI 26-50				RPI 51-100				RPI 101+ Team's RPI: 136			
RPI	S	Opponent	Score	RPI	S	Opponent	Score	RPI	S	Opponent	Score	RPI	S	Opponent	Score
13	A	Dayton	42 105									106	A	UT Martin	62 82
												106	H	UT Martin	84 79
												106	N	UT Martin	69 71
												115	H	Sacramento St.	72 67
												124	A	Wisconsin	47 76
												146	A	Indiana St.	39 69
												151	H	IUPUI	71 60
												166	H	Tennessee Tech	89 79
												169	H	Bradley	65 66
												178	A	Loyola Chicago	72 69
												187	A	Eastern Ky.	62 63
												189	A	SIU Edwardsville	70 65
												189	H	SIU Edwardsville	62 70
												194	H	Belmont	60 43
												213	A	Tennessee St.	76 67
												225	H	Evansville	70 57
												240	A	Murray St.	58 68
												240	H	Murray St.	73 59
												254	A	Western Ill.	68 70
												258	N	Buffalo	89 73
												276	A	Southeast Mo. St.	64 46
												276	H	Southeast Mo. St.	82 62
												280	H	San Jose St.	88 67
												284	A	Northern Ill.	38 48
												310	A	Austin Peay	68 43
												310	H	Austin Peay	88 59
LAST 12 Division I GAMES:															
				106	N	UT Martin	69 71					276	A	Southeast Mo. St.	64 46
				189	H	SIU Edwardsville	62 70					189	A	SIU Edwardsville	70 65
				106	A	UT Martin	62 82					106	H	UT Martin	84 79
				194	H	Belmont	60 43					276	H	Southeast Mo. St.	82 62
				310	H	Austin Peay	88 59					240	A	Murray St.	58 68
				240	H	Murray St.	73 59					310	A	Austin Peay	68 43

Non-Div I Games: Oakland City 86 30

Eastern Ill.

■ Loss,
 ■ Non-Conf, S Site,
 ■ Home
 ■ Away
 N Neutral

RPI	S	Opponent	Score
311	A	Morehead St.	78 58
342	H	Jacksonville St.	76 53

E
a
s
t
e
r
n
I
l
l
.

E
a
s
t
e
r
n
I
l
l
.

Eastern Ill.

Average RPI Win:	258	WON-LOST	WINNING	LAST 12	STRENGTH OF	OPP. STRENGTH	TEAM	ADJ.	CONF.	ADJ CONF.
Average RPI Loss:	160	RECORD	PCT. RANK	GAMES	SCHEDULE	OF SCHEDULE	RPI	RPI	RPI	RPI
DIV. I ONLY	17- 11	107	8- 4	314	305	187	187	28	28	
DIV. I NON-CONF.	5- 5	160	0- 0	307	247	257	257	29	29	
TOTALS	RPI 1-25	RPI 26-50	W-L RECORDS	RPI 51-100	RPI 101-150	RPI 150+				
17- 11	0- 2	0- 0	OVERALL	0- 0	2- 2	15- 7				
12- 1	0- 0	0- 0	HOME	0- 0	2- 0	10- 1				
4- 7	0- 0	0- 0	AWAY	0- 0	0- 0	4- 0				
1- 3	0- 1	0- 0	NEUTRAL	0- 0	0- 1	1- 1				
5- 5	0- 2	0- 0	NON-CONFERENCE	0- 0	1- 0	4- 3				
5- 0	0- 0	0- 0	HOME	0- 0	1- 0	4- 0				
0- 3	0- 1	0- 0	AWAY	0- 0	0- 0	0- 2				
0- 2	0- 1	0- 0	NEUTRAL	0- 0	0- 0	0- 1				
12- 6	0- 0	0- 0	CONFERENCE	0- 0	1- 2	11- 4				
7- 1	0- 0	0- 0	HOME	0- 0	1- 0	6- 1				
4- 4	0- 0	0- 0	AWAY	0- 0	0- 1	4- 3				
1- 1	0- 0	0- 0	NEUTRAL	0- 0	0- 1	1- 0				

RPI S	Opponent	Score	RPI S	Opponent	Score	RPI S	Opponent	Score	RPI S	Opponent	Score	Team's RPI: 187
20 N	Florida St.	51 90							106 A	UT Martin	60 75	
22 A	Louisville	42 76							106 N	UT Martin	63 78	
									136 H	Eastern Ill.	63 62	
									142 H	Presbyterian	61 43	
									166 A	Tennessee Tech	47 67	
									166 H	Tennessee Tech	61 55	
									174 H	Miami (OH)	73 63	
									181 A	Cincinnati	48 59	
									189 H	SIU Edwardsville	69 73	
									194 A	Belmont	49 65	
									194 H	Belmont	55 51	
									213 A	Tennessee St.	66 69	
									213 H	Tennessee St.	62 54	
									239 N	Milwaukee	64 68	
									240 A	Murray St.	69 49	
									240 N	Murray St.	62 51	
									276 A	Southeast Mo. St.	53 49	
									307 H	Jackson St.	64 56	
									310 H	Austin Peay	69 55	
									311 A	Morehead St.	66 64	
									311 H	Morehead St.	62 52	
									321 A	Ohio	58 69	
									338 H	Kent St.	56 42	
									341 H	UNC Asheville	67 47	
									342 A	Jacksonville St.	69 51	
									342 H	Jacksonville St.	80 69	
LAST 12 Division I GAMES:												
106 N	UT Martin	63 78	342 H	Jacksonville St.	80 69							
240 N	Murray St.	62 51	311 A	Morehead St.	66 64							
213 A	Tennessee St.	66 69	106 A	UT Martin	60 75							
166 A	Tennessee Tech	47 67	276 A	Southeast Mo. St.	53 49							
310 H	Austin Peay	69 55	213 H	Tennessee St.	62 54							
166 H	Tennessee Tech	61 55	194 H	Belmont	55 51							

Non-Div I Games: West Virginia St. 68 43

Eastern Ky.

■ Loss,
 ■ Non-Conf, S Site,
 ■ Home
 ■ Away
 N Neutral

Average RPI Win:	274	WON-LOST	WINNING	LAST 12	STRENGTH OF	OPP. STRENGTH	TEAM	ADJ.	CONF.	ADJ CONF.
Average RPI Loss:	116	RECORD	PCT. RANK	GAMES	SCHEDULE	OF SCHEDULE	RPI	RPI	RPI	RPI
DIV. I ONLY	8- 22	300	4- 8	79	198	248	248	18	18	
DIV. I NON-CONF.	2- 11	313	0- 0	19	200	217	217	19	19	
TOTALS	RPI 1-25	RPI 26-50	W-L RECORDS	RPI 51-100	RPI 101-150	RPI 150+				
8- 22	0- 1	0- 5	OVERALL	0- 5	0- 4	8- 7				
4- 12	0- 1	0- 3	HOME	0- 2	0- 2	4- 4				
4- 9	0- 0	0- 2	AWAY	0- 3	0- 2	4- 2				
0- 1	0- 0	0- 0	NEUTRAL	0- 0	0- 0	0- 1				
2- 11	0- 1	0- 1	NON-CONFERENCE	0- 5	0- 2	2- 2				
1- 6	0- 1	0- 1	HOME	0- 2	0- 1	1- 1				
1- 4	0- 0	0- 0	AWAY	0- 3	0- 1	1- 0				
0- 1	0- 0	0- 0	NEUTRAL	0- 0	0- 0	0- 1				
6- 11	0- 0	0- 4	CONFERENCE	0- 0	0- 2	6- 5				
3- 6	0- 0	0- 2	HOME	0- 0	0- 1	3- 3				
3- 5	0- 0	0- 2	AWAY	0- 0	0- 1	3- 2				
0- 0	0- 0	0- 0	NEUTRAL	0- 0	0- 0	0- 0				

RPI 1-25				RPI 26-50				RPI 51-100				RPI 101+ Team's RPI: 248			
RPI	S	Opponent	Score	RPI	S	Opponent	Score	RPI	S	Opponent	Score	RPI	S	Opponent	Score
23	H	Michigan St.	49 60	35	H	Michigan	43 55	57	H	Boston U.	55 66	108	H	Bowling Green	47 61
				46	A	Toledo	38 48	61	A	South Dakota St.	65 66	113	A	Akron	81 82
				46	H	Toledo	40 56	74	A	Wyoming	50 73	118	H	Detroit	54 61
				50	A	Central Mich.	51 77	87	A	Tulane	65 71	123	A	Butler	59 65
				50	H	Central Mich.	56 63	90	H	Harvard	63 67	165	H	Northeastern	50 47
												174	A	Miami (OH)	48 70
												178	H	Loyola Chicago	54 64
												180	A	Ball St.	34 56
												180	H	Ball St.	41 56
												244	N	Ole Miss	58 61
												257	A	Western Mich.	56 52
												257	H	Western Mich.	72 80
												257	H	Western Mich.	73 69
												258	H	Buffalo	63 79
												284	A	Northern Ill.	54 45
												284	H	Northern Ill.	67 62
												285	A	UMKC	74 69
												321	H	Ohio	64 57
												338	A	Kent St.	64 45
LAST 12 Division I GAMES:															
257	H	Western Mich.	72 80	258	H	Buffalo	63 79								
50	H	Central Mich.	56 63	321	H	Ohio	64 57								
46	A	Toledo	38 48	113	A	Akron	81 82								
284	A	Northern Ill.	54 45	180	H	Ball St.	41 56								
257	H	Western Mich.	73 69	284	H	Northern Ill.	67 62								
180	A	Ball St.	34 56	108	H	Bowling Green	47 61								

Non-Div I Games:

Eastern Mich.

Average RPI Win:	202	WON-LOST	WINNING	LAST 12	STRENGTH OF	OPP. STRENGTH	TEAM	ADJ.	CONF.	ADJ CONF.
Average RPI Loss:	120	RECORD	PCT. RANK	GAMES	SCHEDULE	OF SCHEDULE	RPI	RPI	RPI	RPI
DIV. I ONLY	18- 12	109	8- 4	133	168	96	96	16	16	
DIV. I NON-CONF.	3- 5	228	0- 0	53	100	126	126	13	13	
TOTALS	RPI 1-25	RPI 26-50	W-L RECORDS	RPI 51-100	RPI 101-150	RPI 150+				
18- 12	0- 1	0- 2	OVERALL	2- 3	5- 4	11- 2				
9- 3	0- 0	0- 1	HOME	2- 0	2- 1	5- 1				
7- 8	0- 1	0- 1	AWAY	0- 2	2- 3	5- 1				
2- 1	0- 0	0- 0	NEUTRAL	0- 1	1- 0	1- 0				
3- 5	0- 1	0- 2	NON-CONFERENCE	0- 0	0- 2	3- 0				
1- 1	0- 0	0- 1	HOME	0- 0	0- 0	1- 0				
1- 4	0- 1	0- 1	AWAY	0- 0	0- 2	1- 0				
1- 0	0- 0	0- 0	NEUTRAL	0- 0	0- 0	1- 0				
15- 7	0- 0	0- 0	CONFERENCE	2- 3	5- 2	8- 2				
8- 2	0- 0	0- 0	HOME	2- 0	2- 1	4- 1				
6- 4	0- 0	0- 0	AWAY	0- 2	2- 1	4- 1				
1- 1	0- 0	0- 0	NEUTRAL	0- 1	1- 0	0- 0				

RPI 1-25				RPI 26-50				RPI 51-100				Team's RPI: 96				RPI 101+			
RPI	S	Opponent	Score	RPI	S	Opponent	Score	RPI	S	Opponent	Score	RPI	S	Opponent	Score	RPI	S	Opponent	Score
9	A	California	58 91	31	A	Gonzaga	50 65	63	A	Montana	51 76	115	A	Sacramento St.	70 85				
				47	H	Pacific	51 64	63	H	Montana	58 56	115	H	Sacramento St.	63 49				
								92	A	Northern Colo.	66 67	131	A	Idaho	66 68				
								92	H	Northern Colo.	63 38	132	A	Idaho St.	61 55				
								92	N	Northern Colo.	64 70	132	H	Idaho St.	67 61				
												145	A	Cal St. Northridge	44 66				
												150	A	Montana St.	68 59				
												150	H	Montana St.	60 73				
												150	N	Montana St.	68 53				
												208	H	Portland	68 50				
												221	A	Southern Utah	78 70				
												221	H	Southern Utah	79 70				
												229	A	Portland St.	68 56				
												229	H	Portland St.	83 51				
												242	A	North Dakota	67 58				
												242	H	North Dakota	75 72				
												262	N	Cal St. Fullerton	50 45				
												275	A	Boise St.	74 63				
												283	A	Northern Ariz.	68 83				
												283	H	Northern Ariz.	58 62				
												335	A	Weber St.	88 60				
												335	H	Weber St.	70 53				
LAST 12 Division I GAMES:																			
				92	N	Northern Colo.	64 70	229	H	Portland St.	83 51								
				150	N	Montana St.	68 53	221	A	Southern Utah	78 70								
				335	H	Weber St.	70 53	283	H	Northern Ariz.	58 62								
				132	H	Idaho St.	67 61	115	H	Sacramento St.	63 49								
				242	A	North Dakota	67 58	63	A	Montana	51 76								
				92	A	Northern Colo.	66 67	150	A	Montana St.	68 59								

Non-Div I Games: Warner Pacific 58 47

Eastern Wash.

Average RPI Win: 246		WON-LOST	WINNING	LAST 12	STRENGTH OF		OPP. STRENGTH	TEAM	ADJ.	CONF.	ADJ CONF.
Average RPI Loss: 125		RECORD	PCT. RANK	GAMES	SCHEDULE		OF SCHEDULE	RPI	RPI	RPI	RPI
DIV. I ONLY		18- 13	116	7- 5	176		265	134	134	22	22
DIV. I NON-CONF.		3- 6	244	0- 0	128		169	232	232	26	26
TOTALS		RPI 1-25	RPI 26-50		W-L RECORDS		RPI 51-100	RPI 101-150		RPI 150+	
18- 13	0- 1	1- 1		OVERALL		1- 3	1- 4		15- 4		
12- 2	0- 0	1- 0		HOME		1- 0	1- 1		9- 1		
5- 10	0- 1	0- 1		AWAY		0- 2	0- 3		5- 3		
1- 1	0- 0	0- 0		NEUTRAL		0- 1	0- 0		1- 0		
3- 6	0- 1	0- 0		NON-CONFERENCE		0- 1	0- 3		3- 1		
3- 1	0- 0	0- 0		HOME		0- 0	0- 1		3- 0		
0- 5	0- 1	0- 0		AWAY		0- 1	0- 2		0- 1		
0- 0	0- 0	0- 0		NEUTRAL		0- 0	0- 0		0- 0		
15- 7	0- 0	1- 1		CONFERENCE		1- 2	1- 1		12- 3		
9- 1	0- 0	1- 0		HOME		1- 0	1- 0		6- 1		
5- 5	0- 0	0- 1		AWAY		0- 1	0- 1		5- 2		
1- 1	0- 0	0- 0		NEUTRAL		0- 1	0- 0		1- 0		

RPI 1-25					
RPI	S	Opponent	Score		
17	A	South Carolina	44	77	
RPI 26-50					
RPI	S	Opponent	Score		
37	A	Chattanooga	40	63	
37	H	Chattanooga	70	60	
RPI 51-100					
RPI	S	Opponent	Score		
82	A	East Carolina	64	71	
88	A	Davidson	62	77	
88	H	Davidson	72	56	
88	N	Davidson	61	71	
RPI 101+					
RPI	S	Opponent	Score		
112	A	North Carolina St.	73	88	
116	A	Appalachian St.	62	80	
116	H	Appalachian St.	75	58	
133	H	American	68	69	
138	A	N.C. A&T	65	75	
158	A	Campbell	69	79	
173	A	Col. of Charleston	63	56	
173	H	Col. of Charleston	55	57	
218	H	VCU	74	58	
230	A	Samford	59	65	
230	H	Samford	65	41	
230	N	Samford	70	60	
252	A	Furman	71	74	
252	H	Furman	79	69	
274	H	Morgan St.	74	54	
286	H	UNC Wilmington	67	61	
305	A	Ga. Southern	76	65	
305	H	Ga. Southern	70	59	
314	A	UNC Greensboro	70	57	
314	H	UNC Greensboro	71	60	
322	A	Western Caro.	64	48	
322	H	Western Caro.	60	51	
324	A	Wofford	67	57	
324	H	Wofford	62	58	
Team's RPI: 134					

Non-Div I Games:

Elon

Loss, Non-Conf, S Site, H Home A Away N Neutral

Average RPI Win: 223	WON-LOST	WINNING	LAST 12	STRENGTH OF	OPP. STRENGTH	TEAM	ADJ.	CONF.	ADJ CONF.
Average RPI Loss: 122	RECORD	PCT. RANK	GAMES	SCHEDULE	OF SCHEDULE	RPI	RPI	RPI	RPI
DIV. I ONLY	9- 21	283	2- 10	114	132	225	225	10	10
DIV. I NON-CONF.	2- 9	309	0- 0	70	165	240	240	9	9
TOTALS	RPI 1-25	RPI 26-50	W-L RECORDS	RPI 51-100	RPI 101-150	RPI 150+			
9- 21	0- 0	0- 3	OVERALL	1- 6	1- 6	7- 6			
4- 8	0- 0	0- 1	HOME	0- 2	0- 3	4- 2			
5- 11	0- 0	0- 2	AWAY	1- 3	1- 3	3- 3			
0- 2	0- 0	0- 0	NEUTRAL	0- 1	0- 0	0- 1			
2- 9	0- 0	0- 1	NON-CONFERENCE	0- 3	0- 3	2- 2			
1- 2	0- 0	0- 0	HOME	0- 0	0- 1	1- 1			
1- 6	0- 0	0- 1	AWAY	0- 2	0- 2	1- 1			
0- 1	0- 0	0- 0	NEUTRAL	0- 1	0- 0	0- 0			
7- 12	0- 0	0- 2	CONFERENCE	1- 3	1- 3	5- 4			
3- 6	0- 0	0- 1	HOME	0- 2	0- 2	3- 1			
4- 5	0- 0	0- 1	AWAY	1- 1	1- 1	2- 2			
0- 1	0- 0	0- 0	NEUTRAL	0- 0	0- 0	0- 1			

RPI 1-25				RPI 26-50				RPI 51-100				RPI 101+				Team's RPI: 225	
RPI	S	Opponent	Score	RPI	S	Opponent	Score	RPI	S	Opponent	Score	RPI	S	Opponent	Score		
				41	A	Creighton	69 74	54	A	Wichita St.	49 68	106	H	UT Martin	57 73		
				41	H	Creighton	63 70	54	H	Wichita St.	45 49	124	A	Wisconsin	55 73		
				46	A	Toledo	50 60	64	A	Ohio St.	33 78	129	A	UNI	64 75		
								66	A	Illinois St.	71 57	129	H	UNI	57 70		
								66	H	Illinois St.	46 64	136	A	Eastern Ill.	57 70		
								79	N	Hampton	45 64	146	A	Indiana St.	55 54		
								80	A	Illinois	52 84	146	H	Indiana St.	48 55		
												169	A	Bradley	52 78		
												169	A	Missouri St.	63 66		
												169	H	Missouri St.	77 53		
												169	H	Bradley	57 73		
												180	A	Ball St.	54 45		
												201	H	Saint Louis	59 63		
												240	A	Murray St.	62 76		
												266	A	Drake	70 59		
												266	H	Drake	68 62		
												280	H	San Jose St.	74 65		
												315	A	Southern Ill.	52 41		
												315	H	Southern Ill.	71 65		
												315	N	Southern Ill.	74 83		
LAST 12 Division I GAMES:																	
				315	N	Southern Ill.	74 83	54	A	Wichita St.	49 68						
				266	A	Drake	70 59	66	H	Illinois St.	46 64						
				41	A	Creighton	69 74	146	H	Indiana St.	48 55						
				169	H	Bradley	57 73	315	A	Southern Ill.	52 41						
				129	H	UNI	57 70	129	A	UNI	64 75						
				169	A	Missouri St.	63 66	169	A	Bradley	52 78						

Non-Div I Games:

Evansville

■ Loss,
 ■ Non-Conf,
 ■ S Site,
 ■ Home
 ■ A Away
 N Neutral

Average RPI Win: 222	WON-LOST	WINNING	LAST 12	STRENGTH OF	OPP. STRENGTH	TEAM	ADJ.	CONF.	ADJ CONF.
Average RPI Loss: 60	RECORD	PCT. RANK	GAMES	SCHEDULE	OF SCHEDULE	RPI	RPI	RPI	RPI
DIV. I ONLY	26- 6	21	11- 1	153	208	52	52	29	29
DIV. I NON-CONF.	8- 5	114	1- 0	29	28	46	46	27	27
TOTALS	RPI 1-25	RPI 26-50	W-L RECORDS	RPI 51-100	RPI 101-150	RPI 150+			
26- 6	0- 1	1- 1	OVERALL	3- 3	5- 1	17- 0			
12- 1	0- 0	1- 0	HOME	1- 0	2- 1	8- 0			
11- 2	0- 0	0- 0	AWAY	1- 2	3- 0	7- 0			
3- 3	0- 1	0- 1	NEUTRAL	1- 1	0- 0	2- 0			
8- 5	0- 1	1- 1	NON-CONFERENCE	1- 2	3- 1	3- 0			
4- 1	0- 0	1- 0	HOME	0- 0	1- 1	2- 0			
3- 2	0- 0	0- 0	AWAY	0- 2	2- 0	1- 0			
1- 2	0- 1	0- 1	NEUTRAL	1- 0	0- 0	0- 0			
18- 1	0- 0	0- 0	CONFERENCE	2- 1	2- 0	14- 0			
8- 0	0- 0	0- 0	HOME	1- 0	1- 0	6- 0			
8- 0	0- 0	0- 0	AWAY	1- 0	1- 0	6- 0			
2- 1	0- 0	0- 0	NEUTRAL	0- 1	0- 0	2- 0			

RPI S	Opponent	Score	RPI S	Opponent	Score	RPI S	Opponent	Score	Team's RPI: 52	RPI S	Opponent	Score
17 N	South Carolina	46 65	26 N	DePaul	58 60	53 A	Charlotte	60 79		103 A	Richmond	70 62
			34 H	LSU	76 70	56 A	South Fla.	46 67		114 H	FIU	69 45
						79 N	Hampton	70 59		120 H	UCF	53 60
						89 A	Stetson	72 55		144 A	Virginia Tech	63 56
						89 H	Stetson	74 55		149 A	Mercer	70 41
						89 N	Stetson	64 70		149 H	Mercer	89 62
										168 A	Northern Ky.	68 53
										168 H	Northern Ky.	79 50
										253 A	East Tenn. St.	97 60
										253 H	East Tenn. St.	70 48
										270 A	USC Upstate	77 54
										270 H	USC Upstate	72 49
										278 A	North Florida	66 50
										278 H	North Florida	53 42
										278 N	North Florida	73 44
										306 A	Jacksonville	80 49
										306 H	Jacksonville	74 57
										326 H	Maine	79 49
										329 A	Kennesaw St.	62 35
										329 H	Kennesaw St.	74 36
										329 N	Kennesaw St.	73 47
										337 A	Lipscomb	89 38
										337 H	Lipscomb	67 37
LAST 12 Division I GAMES:												
			89 N	Stetson	64 70		168 A	Northern Ky.	68 53			
			278 N	North Florida	73 44		337 A	Lipscomb	89 38			
			329 N	Kennesaw St.	73 47		253 H	East Tenn. St.	70 48			
			329 H	Kennesaw St.	74 36		270 H	USC Upstate	72 49			
			149 H	Mercer	89 62		278 A	North Florida	66 50			
			89 A	Stetson	72 55		306 A	Jacksonville	80 49			

Non-Div I Games: Warner 100 31

FGCU

■ Loss,
 ■ Non-Conf, S Site,
 ■ Home
 ■ Away
 N Neutral

Average RPI Win:	195	WON-LOST	WINNING	LAST 12	STRENGTH OF	OPP. STRENGTH	TEAM	ADJ.	CONF.	ADJ CONF.
Average RPI Loss:	119	RECORD	PCT. RANK	GAMES	SCHEDULE	OF SCHEDULE	RPI	RPI	RPI	RPI
DIV. I ONLY	19- 12	102	7- 5	138	131	114	114	12	12	
DIV. I NON-CONF.	6- 3	84	0- 0	144	71	118	118	14	14	
TOTALS	RPI 1-25	RPI 26-50	W-L RECORDS	RPI 51-100	RPI 101-150	RPI 150+				
19- 12	0- 0	2- 3	OVERALL	1- 3	2- 1	14- 5				
10- 7	0- 0	1- 2	HOME	0- 2	2- 0	7- 3				
8- 4	0- 0	1- 0	AWAY	1- 1	0- 1	6- 2				
1- 1	0- 0	0- 1	NEUTRAL	0- 0	0- 0	1- 0				
6- 3	0- 0	1- 1	NON-CONFERENCE	0- 2	1- 0	4- 0				
5- 2	0- 0	1- 1	HOME	0- 1	1- 0	3- 0				
1- 1	0- 0	0- 0	AWAY	0- 1	0- 0	1- 0				
0- 0	0- 0	0- 0	NEUTRAL	0- 0	0- 0	0- 0				
13- 9	0- 0	1- 2	CONFERENCE	1- 1	1- 1	10- 5				
5- 5	0- 0	0- 1	HOME	0- 1	1- 0	4- 3				
7- 3	0- 0	1- 0	AWAY	1- 0	0- 1	5- 2				
1- 1	0- 0	0- 1	NEUTRAL	0- 0	0- 0	1- 0				

RPI S	Opponent	Score	RPI S	Opponent	Score	RPI S	Opponent	Score	RPI S	Opponent	Score	Team's RPI: 114
34	H LSU	69 76	52	A FGCU	45 69	101	A Western Ky.	56 62				
42	A Middle Tenn.	58 51	65	A UALR	55 53	101	H Western Ky.	72 53				
42	H Middle Tenn.	51 61	65	H UALR	47 51	120	H UCF	66 49				
42	N Middle Tenn.	59 68	99	H Georgia Tech	63 65	162	A Arkansas St.	43 49				
44	H Iowa	66 65				162	H Arkansas St.	57 60				
						162	N Arkansas St.	57 50				
						165	H Northeastern	66 56				
						167	A South Ala.	50 46				
						167	H South Ala.	63 49				
						222	A La.-Monroe	53 64				
						222	H La.-Monroe	61 71				
						224	A Fla. Atlantic	68 65				
						224	H Fla. Atlantic	65 55				
						227	A North Texas	72 63				
						227	H North Texas	68 70				
						263	H Dartmouth	64 57				
						278	H North Florida	63 44				
						281	A La.-Lafayette	64 63				
						281	H La.-Lafayette	63 47				
						296	A Florida A&M	70 69				
						297	A Troy	56 39				
						297	H Troy	82 76				
LAST 12 Division I GAMES:												
42	N Middle Tenn.	59 68	297	A Troy	56 39							
162	N Arkansas St.	57 50	227	A North Texas	72 63							
224	A Fla. Atlantic	68 65	224	H Fla. Atlantic	65 55							
222	A La.-Monroe	53 64	222	H La.-Monroe	61 71							
65	H UALR	47 51	42	H Middle Tenn.	51 61							
101	H Western Ky.	72 53	167	A South Ala.	50 46							

Non-Div I Games:

FIU

Fairfield

Through Games Of Sunday, March 17, 2013

Average RPI Win:	262	WON-LOST	WINNING	LAST 12	STRENGTH OF	OPP. STRENGTH	TEAM	ADJ.	CONF.	ADJ CONF.
Average RPI Loss:	144	RECORD	PCT. RANK	GAMES	SCHEDULE	OF SCHEDULE	RPI	RPI	RPI	RPI
DIV. I ONLY	17- 13	124	5- 7	299	211	193	193	26	26	
DIV. I NON-CONF.	6- 5	147	0- 0	271	141	194	194	23	23	
TOTALS	RPI 1-25	RPI 26-50	W-L RECORDS	RPI 51-100	RPI 101-150	RPI 150+				
17- 13	0- 1	0- 3	OVERALL	0- 1	2- 1	15- 7				
10- 4	0- 0	0- 1	HOME	0- 0	0- 1	10- 2				
6- 8	0- 1	0- 2	AWAY	0- 1	2- 0	4- 4				
1- 1	0- 0	0- 0	NEUTRAL	0- 0	0- 0	1- 1				
6- 5	0- 1	0- 1	NON-CONFERENCE	0- 1	1- 0	5- 2				
4- 1	0- 0	0- 0	HOME	0- 0	0- 0	4- 1				
1- 4	0- 1	0- 1	AWAY	0- 1	1- 0	0- 1				
1- 0	0- 0	0- 0	NEUTRAL	0- 0	0- 0	1- 0				
11- 8	0- 0	0- 2	CONFERENCE	0- 0	1- 1	10- 5				
6- 3	0- 0	0- 1	HOME	0- 0	0- 1	6- 1				
5- 4	0- 0	0- 1	AWAY	0- 0	1- 0	4- 3				
0- 1	0- 0	0- 0	NEUTRAL	0- 0	0- 0	0- 1				

RPI S	Opponent	Score	RPI S	Opponent	Score	RPI S	Opponent	Score	RPI S	Opponent	Score	Team's RPI: 193
24	A Iowa St.	43 60	32	A Saint Joseph's	38 51	72	A Florida	49 71	123	A Butler	54 45	
			43	A Marist	56 61				126	A Iona	60 54	
			43	H Marist	33 70				126	H Iona	47 62	
									197	A Rider	44 55	
									197	H Rider	57 69	
									204	A Lehigh	42 47	
									210	H La Salle	50 60	
									215	H St. Bonaventure	52 49	
									232	A Niagara	39 50	
									232	H Niagara	61 54	
									234	A Loyola Maryland	48 56	
									234	H Loyola Maryland	64 54	
									256	A Siena	66 59	
									256	H Siena	50 43	
									256	N Siena	48 52	
									261	H St. Francis Brooklyn	52 43	
									268	A Canisius	67 56	
									268	H Canisius	56 50	
									295	H Vermont	51 47	
									301	H Brown	49 34	
									313	A Manhattan	55 50	
									313	H Manhattan	76 50	
									331	N Wagner	81 44	
									333	A Saint Peter's	58 50	
									333	H Saint Peter's	61 49	
LAST 12 Division I GAMES:												
256	N	Siena	48	52	268	H	Canisius	56	50			
43	H	Marist	33	70	313	A	Manhattan	55	50			
234	A	Loyola Maryland	48	56	197	A	Rider	44	55			
268	A	Canisius	67	56	126	H	Iona	47	62			
232	A	Niagara	39	50	333	A	Saint Peter's	58	50			
333	H	Saint Peter's	61	49	197	H	Rider	57	69			

Non-Div I Games:

Fairfield

■ Loss,
■ Non-Conf,
■ S Site,
■ H Home
■ A Away
N Neutral

Average RPI Win:	283	WON-LOST	WINNING	LAST 12	STRENGTH OF	OPP. STRENGTH	TEAM	ADJ.	CONF.	ADJ CONF.
Average RPI Loss:	171	RECORD	PCT. RANK	GAMES	SCHEDULE	OF SCHEDULE	RPI	RPI	RPI	RPI
DIV. I ONLY	12- 17	216	4- 8	315	277	264	264	24	24	
DIV. I NON-CONF.	5- 6	190	0- 0	210	307	184	184	22	22	
TOTALS	RPI 1-25	RPI 26-50	W-L RECORDS	RPI 51-100	RPI 101-150	RPI 150+				
12- 17	0- 1	0- 2	OVERALL	0- 1	0- 3	12- 10				
4- 7	0- 0	0- 0	HOME	0- 0	0- 1	4- 6				
7- 9	0- 1	0- 2	AWAY	0- 0	0- 2	7- 4				
1- 1	0- 0	0- 0	NEUTRAL	0- 1	0- 0	1- 0				
5- 6	0- 1	0- 1	NON-CONFERENCE	0- 1	0- 0	5- 3				
1- 1	0- 0	0- 0	HOME	0- 0	0- 0	1- 1				
3- 4	0- 1	0- 1	AWAY	0- 0	0- 0	3- 2				
1- 1	0- 0	0- 0	NEUTRAL	0- 1	0- 0	1- 0				
7- 11	0- 0	0- 1	CONFERENCE	0- 0	0- 3	7- 7				
3- 6	0- 0	0- 0	HOME	0- 0	0- 1	3- 5				
4- 5	0- 0	0- 1	AWAY	0- 0	0- 2	4- 2				
0- 0	0- 0	0- 0	NEUTRAL	0- 0	0- 0	0- 0				

RPI 1-25				RPI 26-50				RPI 51-100				RPI 101+ Team's RPI: 264			
RPI	S	Opponent	Score	RPI	S	Opponent	Score	RPI	S	Opponent	Score	RPI	S	Opponent	Score
6	A	Penn St.	44 101	33	A	Syracuse	47 94	57	N	Boston U.	42 68	107	A	Saint Francis (PA)	89 100
				40	A	Quinnipiac	39 66					107	H	Saint Francis (PA)	50 68
												117	A	Sacred Heart	48 80
												157	H	Army	52 57
												200	A	Monmouth	53 61
												200	H	Monmouth	71 76
												202	A	Mt. St. Mary's	69 60
												202	H	Mt. St. Mary's	62 70
												203	H	Central Conn. St.	55 53
												223	A	Stony Brook	56 49
												247	H	Bryant	53 66
												256	A	Siena	56 76
												261	A	St. Francis Brooklyn	56 64
												261	H	St. Francis Brooklyn	50 56
												272	H	NJIT	67 58
												277	A	Robert Morris	64 62
												277	H	Robert Morris	80 68
												312	N	Binghamton	54 41
												313	A	Manhattan	53 47
												317	A	LIU Brooklyn	64 63
												317	H	LIU Brooklyn	62 70
												331	A	Wagner	68 59
												331	H	Wagner	59 54
												333	A	Saint Peter's	55 50
												336	A	Columbia	47 54
LAST 12 Division I GAMES:															
331	H	Wagner	59 54	117	A	Sacred Heart	48 80								
202	H	Mt. St. Mary's	62 70	200	H	Monmouth	71 76								
107	A	Saint Francis (PA)	89 100	247	H	Bryant	53 66								
277	A	Robert Morris	64 62	203	H	Central Conn. St.	55 53								
261	H	St. Francis Brooklyn	50 56	200	A	Monmouth	53 61								
317	A	LIU Brooklyn	64 63	40	A	Quinnipiac	39 66								

Non-Div I Games:

Fairleigh Dickinson

Average RPI Win:	248	WON-LOST	WINNING	LAST 12	STRENGTH OF	OPP. STRENGTH	TEAM	ADJ.	CONF.	ADJ CONF.
Average RPI Loss:	136	RECORD	PCT. RANK	GAMES	SCHEDULE	OF SCHEDULE	RPI	RPI	RPI	RPI
DIV. I ONLY	12- 17	216	2- 10	223	158	224	224	12	12	
DIV. I NON-CONF.	3- 5	228	0- 0	300	256	255	255	14	14	
TOTALS	RPI 1-25	RPI 26-50	W-L RECORDS	RPI 51-100	RPI 101-150	RPI 150+				
12- 17	0- 0	0- 2	OVERALL	0- 4	0- 5	12- 6				
6- 6	0- 0	0- 1	HOME	0- 2	0- 2	6- 1				
5- 10	0- 0	0- 1	AWAY	0- 2	0- 3	5- 4				
1- 1	0- 0	0- 0	NEUTRAL	0- 0	0- 0	1- 1				
3- 5	0- 0	0- 0	NON-CONFERENCE	0- 2	0- 1	3- 2				
1- 1	0- 0	0- 0	HOME	0- 1	0- 0	1- 0				
1- 4	0- 0	0- 0	AWAY	0- 1	0- 1	1- 2				
1- 0	0- 0	0- 0	NEUTRAL	0- 0	0- 0	1- 0				
9- 12	0- 0	0- 2	CONFERENCE	0- 2	0- 4	9- 4				
5- 5	0- 0	0- 1	HOME	0- 1	0- 2	5- 1				
4- 6	0- 0	0- 1	AWAY	0- 1	0- 2	4- 2				
0- 1	0- 0	0- 0	NEUTRAL	0- 0	0- 0	0- 1				

RPI 1-25				RPI 26-50				RPI 51-100				RPI 101+				Team's RPI: 224	
RPI	S	Opponent	Score	RPI	S	Opponent	Score	RPI	S	Opponent	Score	RPI	S	Opponent	Score		
				42	A	Middle Tenn.	59 73	51	A	Miami (FL)	61 76	101	A	Western Ky.	68 86		
				42	H	Middle Tenn.	67 70	65	A	UALR	45 77	101	H	Western Ky.	61 64		
								65	H	UALR	43 60	114	A	FIU	55 65		
								89	H	Stetson	66 78	114	H	FIU	65 68		
												124	A	Wisconsin	73 82		
												162	A	Arkansas St.	56 74		
												162	H	Arkansas St.	79 71		
												167	A	South Ala.	59 56		
												167	H	South Ala.	67 56		
												196	A	Mississippi St.	58 59		
												222	A	La.-Monroe	82 72		
												222	H	La.-Monroe	86 90		
												222	N	La.-Monroe	63 70		
												227	A	North Texas	73 60		
												227	H	North Texas	79 67		
												281	A	La.-Lafayette	57 72		
												281	H	La.-Lafayette	79 44		
												297	A	Troy	81 80		
												297	H	Troy	74 63		
												305	A	Ga. Southern	75 55		
												306	H	Jacksonville	96 79		
												315	N	Southern Ill.	85 81		
												318	A	Bethune-Cookman	61 71		
LAST 12 Division I GAMES:																	
				222	N	La.-Monroe	63 70	167	A	South Ala.	59 56						
				114	H	FIU	65 68	114	A	FIU	55 65						
				65	H	UALR	43 60	42	H	Middle Tenn.	67 70						
				227	A	North Texas	73 60	222	H	La.-Monroe	86 90						
				281	A	La.-Lafayette	57 72	162	A	Arkansas St.	56 74						
				101	H	Western Ky.	61 64	65	A	UALR	45 77						

Non-Div I Games:

Fla. Atlantic

Average RPI Win:	160	WON-LOST	WINNING	LAST 12	STRENGTH OF	OPP. STRENGTH	TEAM	ADJ.	CONF.	ADJ CONF.
Average RPI Loss:	49	RECORD	PCT. RANK	GAMES	SCHEDULE	OF SCHEDULE	RPI	RPI	RPI	RPI
DIV. I ONLY	18- 14	131	5- 7	36	43	72	72	3	3	
DIV. I NON-CONF.	11- 3	41	0- 0	159	86	60	60	6	6	
TOTALS	RPI 1-25	RPI 26-50	W-L RECORDS	RPI 51-100	RPI 101-150	RPI 150+				
18- 14	0- 9	3- 2	OVERALL	3- 1	3- 0	9- 2				
11- 5	0- 3	3- 1	HOME	1- 0	1- 0	6- 1				
4- 7	0- 5	0- 1	AWAY	1- 1	0- 0	3- 0				
3- 2	0- 1	0- 0	NEUTRAL	1- 0	2- 0	0- 1				
11- 3	0- 1	2- 1	NON-CONFERENCE	0- 0	3- 0	6- 1				
8- 0	0- 0	2- 0	HOME	0- 0	1- 0	5- 0				
1- 2	0- 1	0- 1	AWAY	0- 0	0- 0	1- 0				
2- 1	0- 0	0- 0	NEUTRAL	0- 0	2- 0	0- 1				
7- 11	0- 8	1- 1	CONFERENCE	3- 1	0- 0	3- 1				
3- 5	0- 3	1- 1	HOME	1- 0	0- 0	1- 1				
3- 5	0- 4	0- 0	AWAY	1- 1	0- 0	2- 0				
1- 1	0- 1	0- 0	NEUTRAL	1- 0	0- 0	0- 0				

RPI	S	Opponent	Score	RPI	S	Opponent	Score	RPI	S	Opponent	Score	RPI	S	Opponent	Score
7	H	Tennessee	75 78	29	H	Vanderbilt	57 68	78	H	Arkansas	69 58	112	N	North Carolina St.	66 64
7	N	Tennessee	73 82	34	H	LSU	77 72	78	N	Arkansas	64 59	129	N	UNI	80 63
8	A	Kentucky	69 76	35	A	Michigan	53 59	95	A	Auburn	65 57	147	H	Holy Cross	81 50
10	A	Texas A&M	71 78	47	H	Pacific	89 82	97	A	Missouri	64 69	160	N	Arizona St.	58 74
17	A	South Carolina	56 67	50	H	Central Mich.	81 75					175	A	Alabama	67 61
17	H	South Carolina	44 52									175	H	Alabama	87 54
19	A	Georgia	52 69									193	H	Fairfield	71 49
19	H	Georgia	57 62									196	A	Mississippi St.	61 55
20	A	Florida St.	67 98									210	A	La Salle	74 50
												244	H	Ole Miss	81 88
												250	H	Georgia St.	84 65
												278	H	North Florida	74 44
												297	H	Troy	87 62
												330	H	Savannah St.	88 38
LAST 12 Division I GAMES:															
		7 N Tennessee	73 82			19 H Georgia	57 62								
		78 N Arkansas	64 59			10 A Texas A&M	71 78								
		17 A South Carolina	56 67			95 A Auburn	65 57								
		78 H Arkansas	69 58			175 H Alabama	87 54								
		175 A Alabama	67 61			97 A Missouri	64 69								
		29 H Vanderbilt	57 68			19 A Georgia	52 69								

Non-Div I Games:

Florida

■ Loss,
 ■ Non-Conf,
 ■ S Site,
 ■ H Home
 ■ A Away
 N Neutral

Average RPI Win:	293	WON-LOST	WINNING	LAST 12	STRENGTH OF	OPP. STRENGTH	TEAM	ADJ.	CONF.	ADJ CONF.
Average RPI Loss:	183	RECORD	PCT. RANK	GAMES	SCHEDULE	OF SCHEDULE	RPI	RPI	RPI	RPI
DIV. I ONLY	11- 19	248	4- 8	323	314	296	296	30	30	
DIV. I NON-CONF.	3- 10	296	0- 0	233	221	286	286	30	30	
TOTALS	RPI 1-25	RPI 26-50	W-L RECORDS	RPI 51-100	RPI 101-150	RPI 150+				
11- 19	0- 0	0- 0	OVERALL	0- 3	1- 5	10- 11				
4- 8	0- 0	0- 0	HOME	0- 0	0- 3	4- 5				
5- 9	0- 0	0- 0	AWAY	0- 3	0- 1	5- 5				
2- 2	0- 0	0- 0	NEUTRAL	0- 0	1- 1	1- 1				
3- 10	0- 0	0- 0	NON-CONFERENCE	0- 2	1- 2	2- 6				
0- 4	0- 0	0- 0	HOME	0- 0	0- 1	0- 3				
1- 5	0- 0	0- 0	AWAY	0- 2	0- 0	1- 3				
2- 1	0- 0	0- 0	NEUTRAL	0- 0	1- 1	1- 0				
8- 9	0- 0	0- 0	CONFERENCE	0- 1	0- 3	8- 5				
4- 4	0- 0	0- 0	HOME	0- 0	0- 2	4- 2				
4- 4	0- 0	0- 0	AWAY	0- 1	0- 1	4- 2				
0- 1	0- 0	0- 0	NEUTRAL	0- 0	0- 0	0- 1				

RPI 1-25				RPI 26-50				RPI 51-100				RPI 101+ Team's RPI: 296					
RPI	S	Opponent	Score	RPI	S	Opponent	Score	RPI	S	Opponent	Score	RPI	S	Opponent	Score		
								56	A	South Fla.	75	100	101	N	Western Ky.	57	71
								79	A	Hampton	39	59	107	N	Saint Francis (PA)	69	65
								89	A	Stetson	67	88	110	H	Howard	57	58
													114	H	FIU	69	70
													138	A	N.C. A&T	50	69
													138	H	N.C. A&T	52	73
													159	A	South Carolina St.	61	56
													159	H	South Carolina St.	46	63
													163	A	Wake Forest	60	80
													176	H	Southern Miss.	71	88
													196	A	Mississippi St.	57	67
													218	H	VCU	57	86
													250	A	Georgia St.	58	77
													273	H	Delaware St.	53	57
													274	A	Morgan St.	60	72
													294	H	Southeastern La.	59	62
													306	A	Jacksonville	72	69
													318	A	Bethune-Cookman	49	59
													318	H	Bethune-Cookman	76	60
													325	A	Norfolk St.	84	76
													325	N	Norfolk St.	55	72
													330	A	Savannah St.	59	49
													330	H	Savannah St.	67	59
													332	H	UMES	67	54
													338	N	Kent St.	70	56
													339	A	N.C. Central	63	50
LAST 12 Division I GAMES:																	
				325	N	Norfolk St.	55	72	110	H	Howard	57	58				
				274	A	Morgan St.	60	72	138	A	N.C. A&T	50	69				
				325	A	Norfolk St.	84	76	339	A	N.C. Central	63	50				
				79	A	Hampton	39	59	318	A	Bethune-Cookman	49	59				
				159	H	South Carolina St.	46	63	273	H	Delaware St.	53	57				
				330	H	Savannah St.	67	59	332	H	UMES	67	54				

Non-Div I Games:

Florida A&M

■ Loss,
 ■ Non-Conf,
 ■ S Site,
 ■ H Home
 ■ A Away
 N Neutral

RPI	S	Opponent	Score
339	H	N.C. Central	52 35

Florida A&M

F
l
o
r
i
d
a
A
&
M

F
l
o
r
i
d
a
A
&
M

Through Games of Sunday, March 17, 2019									
Average RPI Win: 116	WON-LOST	WINNING	LAST 12	STRENGTH OF	OPP. STRENGTH	TEAM	ADJ.	CONF.	ADJ CONF.
Average RPI Loss: 64	RECORD	PCT. RANK	GAMES	SCHEDULE	OF SCHEDULE	RPI	RPI	RPI	RPI
DIV. I ONLY	22- 9	55	6- 6	17	50	20	20	5	5
DIV. I NON-CONF.	10- 1	17	0- 0	27	130	7	7	4	4

TOTALS	RPI 1-25	RPI 26-50	W-L RECORDS	RPI 51-100	RPI 101-150	RPI 150+			
22- 9	2- 5	2- 0	OVERALL	8- 1	5- 2	5- 1			
13- 2	2- 0	1- 0	HOME	4- 0	3- 1	3- 1			
6- 6	0- 4	0- 0	AWAY	3- 1	2- 1	1- 0			
3- 1	0- 1	1- 0	NEUTRAL	1- 0	0- 0	1- 0			
10- 1	0- 1	2- 0	NON-CONFERENCE	3- 0	1- 0	4- 0			
6- 0	0- 0	1- 0	HOME	2- 0	1- 0	2- 0			
2- 1	0- 1	0- 0	AWAY	1- 0	0- 0	1- 0			
2- 0	0- 0	1- 0	NEUTRAL	0- 0	0- 0	1- 0			
12- 8	2- 4	0- 0	CONFERENCE	5- 1	4- 2	1- 1			
7- 2	2- 0	0- 0	HOME	2- 0	2- 1	1- 1			
4- 5	0- 3	0- 0	AWAY	2- 1	2- 1	0- 0			
1- 1	0- 1	0- 0	NEUTRAL	1- 0	0- 0	0- 0			

RPI	S	Opponent	Score	RPI	S	Opponent	Score	RPI	S	Opponent	Score	RPI	S	Opponent	Score
5	A	Duke	50 61	29	N	Vanderbilt	73 59	51	A	Miami (FL)	93 78	112	A	North Carolina St.	82 74
5	N	Duke	66 72	44	H	Iowa	83 69	51	H	Miami (FL)	86 65	112	H	North Carolina St.	69 76
12	A	Maryland	64 71					51	N	Miami (FL)	70 58	121	A	Boston College	67 57
12	H	Maryland	72 71					53	A	Charlotte	70 54	121	H	Boston College	76 70
15	A	North Carolina	62 72					72	H	Florida	98 67	144	A	Virginia Tech	52 71
15	H	North Carolina	80 73					89	H	Stetson	76 44	144	H	Virginia Tech	70 56
16	A	Nebraska	77 78					99	A	Georgia Tech	85 78	149	H	Mercer	94 42
								99	H	Georgia Tech	76 71	163	H	Wake Forest	72 80
								100	A	Virginia	60 72	187	N	Eastern Ky.	90 51
												198	H	Clemson	83 61
												230	H	Samford	77 42
												308	H	Grambling	96 60
												314	A	UNC Greensboro	93 63
LAST 12 Division I GAMES:															
		5 N Duke	66 72			15 H North Carolina	80 73								
		51 N Miami (FL)	70 58			112 H North Carolina St.	69 76								
		100 A Virginia	60 72			51 A Miami (FL)	93 78								
		12 H Maryland	72 71			198 H Clemson	83 61								
		144 A Virginia Tech	52 71			15 A North Carolina	62 72								
		5 A Duke	50 61			144 H Virginia Tech	70 56								

Non-Div I Games:

Florida St.

Average RPI Win: 193	WON-LOST	WINNING	LAST 12	STRENGTH OF	OPP. STRENGTH	TEAM	ADJ.	CONF.	ADJ CONF.
Average RPI Loss: 101	RECORD	PCT. RANK	GAMES	SCHEDULE	OF SCHEDULE	RPI	RPI	RPI	RPI
DIV. I ONLY	24- 8	40	10- 2	167	105	70	70	9	9
DIV. I NON-CONF.	10- 5	84	0- 0	195	217	112	112	8	8
TOTALS	RPI 1-25	RPI 26-50	W-L RECORDS	RPI 51-100	RPI 101-150	RPI 150+			
24- 8	0- 1	1- 3	OVERALL	2- 1	5- 0	16- 3			
12- 3	0- 1	1- 0	HOME	0- 0	2- 0	9- 2			
10- 4	0- 0	0- 2	AWAY	2- 1	2- 0	6- 1			
2- 1	0- 0	0- 1	NEUTRAL	0- 0	1- 0	1- 0			
10- 5	0- 0	0- 1	NON-CONFERENCE	1- 1	2- 0	7- 3			
6- 2	0- 0	0- 0	HOME	0- 0	1- 0	5- 2			
4- 3	0- 0	0- 1	AWAY	1- 1	1- 0	2- 1			
0- 0	0- 0	0- 0	NEUTRAL	0- 0	0- 0	0- 0			
14- 3	0- 1	1- 2	CONFERENCE	1- 0	3- 0	9- 0			
6- 1	0- 1	1- 0	HOME	0- 0	1- 0	4- 0			
6- 1	0- 0	0- 1	AWAY	1- 0	1- 0	4- 0			
2- 1	0- 0	0- 1	NEUTRAL	0- 0	1- 0	1- 0			

RPI	S	Opponent	Score	RPI	S	Opponent	Score	RPI	S	Opponent	Score	RPI	S	Opponent	Score
13	H	Dayton	57 68	32	H	Saint Joseph's	70 63	53	A	Charlotte	59 56	103	H	Richmond	47 40
				32	N	Saint Joseph's	46 47	59	A	Albany (NY)	60 43	122	A	Temple	58 44
				36	A	Duquesne	50 68	68	A	Marquette	48 51	122	N	Temple	66 55
				47	A	Pacific	40 62					133	A	American	71 50
												147	H	Holy Cross	67 60
												154	H	George Washington	66 56
												164	A	Yale	53 67
												201	A	Saint Louis	61 56
												201	N	Saint Louis	65 48
												210	A	La Salle	69 49
												211	A	San Francisco	55 48
												212	A	Xavier	48 41
												215	H	St. Bonaventure	62 50
												218	H	VCU	71 41
												220	H	Colorado St.	64 59
												223	H	Stony Brook	46 58
												228	H	Lafayette	50 54
												265	A	Cornell	58 50
												273	H	Delaware St.	69 38
												274	H	Morgan St.	72 56
												279	H	Southern U.	56 44
												300	H	Massachusetts	69 57
												304	A	Rhode Island	51 42
												313	H	Manhattan	55 45
LAST 12 Division I GAMES:															
				32	N	Saint Joseph's	46 47			304	A	Rhode Island	51 42		
				122	N	Temple	66 55			201	A	Saint Louis	61 56		
				201	N	Saint Louis	65 48			154	H	George Washington	66 56		
				122	A	Temple	58 44			13	H	Dayton	57 68		
				215	H	St. Bonaventure	62 50			210	A	La Salle	69 49		
				32	H	Saint Joseph's	70 63			218	H	VCU	71 41		

Non-Div I Games:

Fordham

■ Loss,
 ■ Non-Conf,
 S Site,
 ■ Home
 ■ Away
 N Neutral

Average RPI Win:	211	WON-LOST	WINNING	LAST 12	STRENGTH OF	OPP. STRENGTH	TEAM	ADJ.	CONF.	ADJ CONF.
Average RPI Loss:	136	RECORD	PCT. RANK	GAMES	SCHEDULE	OF SCHEDULE	RPI	RPI	RPI	RPI
DIV. I ONLY	23- 8	45	10- 2	211	136	76	76	17	17	
DIV. I NON-CONF.	7- 5	130	0- 0	280	60	146	146	16	16	
TOTALS	RPI 1-25	RPI 26-50	W-L RECORDS	RPI 51-100	RPI 101-150	RPI 150+				
23- 8	0- 1	2- 2	OVERALL	2- 1	2- 0	17- 4				
11- 2	0- 0	0- 1	HOME	1- 0	2- 0	8- 1				
9- 6	0- 1	1- 1	AWAY	0- 1	0- 0	8- 3				
3- 0	0- 0	1- 0	NEUTRAL	1- 0	0- 0	1- 0				
7- 5	0- 1	0- 1	NON-CONFERENCE	0- 0	2- 0	5- 3				
5- 0	0- 0	0- 0	HOME	0- 0	2- 0	3- 0				
2- 5	0- 1	0- 1	AWAY	0- 0	0- 0	2- 3				
0- 0	0- 0	0- 0	NEUTRAL	0- 0	0- 0	0- 0				
16- 3	0- 0	2- 1	CONFERENCE	2- 1	0- 0	12- 1				
6- 2	0- 0	0- 1	HOME	1- 0	0- 0	5- 1				
7- 1	0- 0	1- 0	AWAY	0- 1	0- 0	6- 0				
3- 0	0- 0	1- 0	NEUTRAL	1- 0	0- 0	1- 0				

RPI 1-25				RPI 26-50				RPI 51-100				RPI 101+			
RPI	S	Opponent	Score	RPI	S	Opponent	Score	RPI	S	Opponent	Score	RPI	S	Opponent	Score
3	A	Stanford	61 72	45	A	San Diego St.	80 72	74	A	Wyoming	71 78	109	H	Southern California	65 60
				45	H	San Diego St.	49 74	74	H	Wyoming	61 47	145	H	Cal St. Northridge	68 53
				45	N	San Diego St.	76 70	74	N	Wyoming	63 62	152	H	Washington St.	82 59
				47	A	Pacific	56 66					161	A	Santa Clara	53 58
												183	A	New Mexico	51 50
												183	H	New Mexico	69 65
												208	A	Portland	69 76
												211	A	San Francisco	72 63
												220	A	Colorado St.	69 58
												220	H	Colorado St.	49 42
												259	A	Oregon	64 65
												260	A	UNLV	72 66
												260	H	UNLV	90 64
												275	A	Boise St.	83 65
												275	H	Boise St.	70 57
												275	N	Boise St.	72 55
												287	A	CSU Bakersfield	77 68
												292	A	Nevada	74 56
												292	H	Nevada	54 60
												308	H	Grambling	64 52
												309	H	Texas-Arlington	70 45
												323	A	Air Force	80 55
												323	H	Air Force	60 47
LAST 12 Division I GAMES:															
				45	N	San Diego St.	76 70	275	A	Boise St.	83 65				
				74	N	Wyoming	63 62	292	H	Nevada	54 60				
				275	N	Boise St.	72 55	74	H	Wyoming	61 47				
				260	H	UNLV	90 64	183	A	New Mexico	51 50				
				323	A	Air Force	80 55	45	H	San Diego St.	49 74				
				220	H	Colorado St.	49 42	260	A	UNLV	72 66				

Non-Div I Games: Cal Maritime 82 43

Fresno St.

Average RPI Win: 242	WON-LOST	WINNING	LAST 12	STRENGTH OF	OPP. STRENGTH	TEAM	ADJ.	CONF.	ADJ CONF.
Average RPI Loss: 164	RECORD	PCT. RANK	GAMES	SCHEDULE	OF SCHEDULE	RPI	RPI	RPI	RPI
DIV. I ONLY	11- 18	238	5- 7	209	237	252	252	22	22
DIV. I NON-CONF.	3- 5	228	0- 0	114	94	178	178	26	26
TOTALS	RPI 1-25	RPI 26-50	W-L RECORDS	RPI 51-100	RPI 101-150	RPI 150+			
11- 18	0- 2	0- 2	OVERALL	0- 3	3- 3	8- 8			
7- 6	0- 0	0- 1	HOME	0- 2	3- 1	4- 2			
4- 11	0- 2	0- 1	AWAY	0- 1	0- 2	4- 5			
0- 1	0- 0	0- 0	NEUTRAL	0- 0	0- 0	0- 1			
3- 5	0- 2	0- 0	NON-CONFERENCE	0- 1	2- 0	1- 2			
2- 1	0- 0	0- 0	HOME	0- 1	2- 0	0- 0			
1- 4	0- 2	0- 0	AWAY	0- 0	0- 0	1- 2			
0- 0	0- 0	0- 0	NEUTRAL	0- 0	0- 0	0- 0			
8- 13	0- 0	0- 2	CONFERENCE	0- 2	1- 3	7- 6			
5- 5	0- 0	0- 1	HOME	0- 1	1- 1	4- 2			
3- 7	0- 0	0- 1	AWAY	0- 1	0- 2	3- 3			
0- 1	0- 0	0- 0	NEUTRAL	0- 0	0- 0	0- 1			

RPI 1-25				RPI 26-50				RPI 51-100				RPI 101+ Team's RPI: 252			
RPI	S	Opponent	Score	RPI	S	Opponent	Score	RPI	S	Opponent	Score	RPI	S	Opponent	Score
17	A	South Carolina	35 69	37	A	Chattanooga	40 83	78	H	Arkansas	38 73	116	A	Appalachian St.	58 68
19	A	Georgia	47 83	37	H	Chattanooga	57 60	88	A	Davidson	49 71	116	H	Appalachian St.	52 66
								88	H	Davidson	46 87	134	A	Elon	69 79
												134	H	Elon	74 71
												141	H	High Point	64 62
												149	H	Mercer	73 64
												173	A	Col. of Charleston	80 71
												173	H	Col. of Charleston	58 70
												230	A	Samford	33 65
												230	H	Samford	59 55
												255	A	Marshall	46 52
												270	A	USC Upstate	85 80
												297	A	Troy	96 118
												305	A	Ga. Southern	56 42
												305	H	Ga. Southern	57 48
												314	A	UNC Greensboro	59 60
												314	H	UNC Greensboro	67 48
												314	N	UNC Greensboro	68 73
												322	A	Western Caro.	46 45
												322	H	Western Caro.	83 88
												324	A	Wofford	57 75
												324	H	Wofford	70 61
LAST 12 Division I GAMES:															
314	N	UNC Greensboro	68 73	88	A	Davidson	49 71	116	A	Appalachian St.	58 68	322	A	Western Caro.	46 45
173	H	Col. of Charleston	58 70	324	A	Wofford	57 75	230	H	Samford	59 55	37	H	Chattanooga	57 60
324	A	Wofford	57 75	305	H	Ga. Southern	57 48	173	A	Col. of Charleston	80 71				
305	H	Ga. Southern	57 48	134	H	Elon	74 71								
134	H	Elon	74 71	314	A	UNC Greensboro	59 60								

Non-Div I Games: Tusculum 68 49

Furman

■ Loss,
 ■ Non-Conf,
 ■ S Site,
 ■ Home
 ■ A Away
 N Neutral

Ga. Southern

Through Games Of Sunday, March 17, 2013

Average RPI Win:	311	WON-LOST	WINNING	LAST 12	STRENGTH OF	OPP. STRENGTH	TEAM	ADJ.	CONF.	ADJ CONF.
Average RPI Loss:	170	RECORD	PCT. RANK	GAMES	SCHEDULE	OF SCHEDULE	RPI	RPI	RPI	RPI
DIV. I ONLY	8- 23	303	4- 8	255	317	305	305	22	22	
DIV. I NON-CONF.	1- 8	319	0- 0	297	337	338	338	26	26	
TOTALS	RPI 1-25	RPI 26-50	W-L RECORDS	RPI 51-100	RPI 101-150	RPI 150+				
8- 23	0- 0	0- 3	OVERALL	0- 4	0- 5	8- 11				
4- 8	0- 0	0- 1	HOME	0- 1	0- 3	4- 3				
2- 13	0- 0	0- 1	AWAY	0- 3	0- 2	2- 7				
2- 2	0- 0	0- 1	NEUTRAL	0- 0	0- 0	2- 1				
1- 8	0- 0	0- 0	NON-CONFERENCE	0- 2	0- 1	1- 5				
0- 2	0- 0	0- 0	HOME	0- 0	0- 1	0- 1				
0- 5	0- 0	0- 0	AWAY	0- 2	0- 0	0- 3				
1- 1	0- 0	0- 0	NEUTRAL	0- 0	0- 0	1- 1				
7- 15	0- 0	0- 3	CONFERENCE	0- 2	0- 4	7- 6				
4- 6	0- 0	0- 1	HOME	0- 1	0- 2	4- 2				
2- 8	0- 0	0- 1	AWAY	0- 1	0- 2	2- 4				
1- 1	0- 0	0- 1	NEUTRAL	0- 0	0- 0	1- 0				

RPI 1-25			RPI 26-50			RPI 51-100			RPI 101+			Team's RPI: 305			
RPI	S	Opponent	Score	RPI	S	Opponent	Score	RPI	S	Opponent	Score	RPI	S	Opponent	Score
				37	A	Chattanooga	43 75	71	A	James Madison	44 93	116	A	Appalachian St.	47 79
				37	H	Chattanooga	50 67	88	A	Davidson	49 61	116	H	Appalachian St.	54 67
				37	N	Chattanooga	53 78	88	H	Davidson	61 73	134	A	Elon	59 70
								89	A	Stetson	39 70	134	H	Elon	65 76
												149	H	Mercer	44 48
												173	A	Col. of Charleston	56 58
												173	H	Col. of Charleston	60 65
												224	H	Fla. Atlantic	55 75
												230	A	Samford	41 56
												230	H	Samford	52 51
												250	A	Georgia St.	48 73
												252	A	Furman	48 57
												252	H	Furman	42 56
												291	A	George Mason	53 54
												314	A	UNC Greensboro	63 56
												314	H	UNC Greensboro	67 53
												318	N	Bethune-Cookman	48 59
												322	A	Western Caro.	52 63
												322	H	Western Caro.	52 50
												322	N	Western Caro.	68 51
												324	A	Wofford	68 59
												324	H	Wofford	61 58
												329	A	Kennesaw St.	39 53
												338	N	Kent St.	71 47
LAST 12 Division I GAMES:															
				37	N	Chattanooga	53 78	37	H	Chattanooga	50 67				
				322	N	Western Caro.	68 51	230	H	Samford	52 51				
				134	H	Elon	65 76	322	A	Western Caro.	52 63				
				314	H	UNC Greensboro	67 53	173	H	Col. of Charleston	60 65				
				252	A	Furman	48 57	116	H	Appalachian St.	54 67				
				324	A	Wofford	68 59	88	H	Davidson	61 73				

Non-Div I Games:

Ga. Southern

■ Loss,
 ■ Non-Conf,
 ■ S Site,
 ■ Home
 ■ Away
 N Neutral

Gardner-Webb

Through Games Of Sunday, March 17, 2013

Average RPI Win:	291	WON-LOST	WINNING	LAST 12	STRENGTH OF	OPP. STRENGTH	TEAM	ADJ.	CONF.	ADJ CONF.
Average RPI Loss:	183	RECORD	PCT. RANK	GAMES	SCHEDULE	OF SCHEDULE	RPI	RPI	RPI	RPI
DIV. I ONLY	10- 18	256	5- 7	331	323	302	302	27	27	
DIV. I NON-CONF.	4- 3	137	0- 0	344	342	282	282	28	28	
TOTALS	RPI 1-25	RPI 26-50	W-L RECORDS	RPI 51-100	RPI 101-150	RPI 150+				
10- 18	0- 0	0- 0	OVERALL	0- 3	2- 5	8- 10				
5- 8	0- 0	0- 0	HOME	0- 2	2- 1	3- 5				
5- 9	0- 0	0- 0	AWAY	0- 0	0- 4	5- 5				
0- 1	0- 0	0- 0	NEUTRAL	0- 1	0- 0	0- 0				
4- 3	0- 0	0- 0	NON-CONFERENCE	0- 1	0- 1	4- 1				
2- 1	0- 0	0- 0	HOME	0- 1	0- 0	2- 0				
2- 2	0- 0	0- 0	AWAY	0- 0	0- 1	2- 1				
0- 0	0- 0	0- 0	NEUTRAL	0- 0	0- 0	0- 0				
6- 15	0- 0	0- 0	CONFERENCE	0- 2	2- 4	4- 9				
3- 7	0- 0	0- 0	HOME	0- 1	2- 1	1- 5				
3- 7	0- 0	0- 0	AWAY	0- 0	0- 3	3- 4				
0- 1	0- 0	0- 0	NEUTRAL	0- 1	0- 0	0- 0				

RPI S	Opponent	Score	RPI S	Opponent	Score	RPI S	Opponent	Score	RPI S	Opponent	Score	Team's RPI: 302
						60	H Liberty	40 55	116	A Appalachian St.	43 84	
						60	N Liberty	61 78	141	A High Point	42 64	
						88	H Davidson	56 59	141	H High Point	65 57	
									142	A Presbyterian	48 57	
									142	H Presbyterian	55 38	
									143	A Winthrop	54 62	
									143	H Winthrop	55 60	
									158	A Campbell	46 65	
									158	H Campbell	49 59	
									214	A Longwood	75 87	
									214	H Longwood	62 70	
									216	A Radford	64 70	
									216	H Radford	69 72	
									289	A Coastal Caro.	64 60	
									289	A Coastal Caro.	67 70	
									289	H Coastal Caro.	62 65	
									314	A UNC Greensboro	49 55	
									324	A Wofford	62 57	
									327	A Charleston So.	59 55	
									327	H Charleston So.	48 55	
									329	A Kennesaw St.	68 59	
									337	H Lipscomb	64 40	
									339	H N.C. Central	54 32	
									341	A UNC Asheville	58 45	
									341	H UNC Asheville	73 47	
LAST 12 Division I GAMES:												
	60	N Liberty	61	78	289	A Coastal Caro.	67	70				
	289	A Coastal Caro.	64	60	158	A Campbell	46	65				
	216	A Radford	64	70	327	H Charleston So.	48	55				
	143	A Winthrop	54	62	142	H Presbyterian	55	38				
	60	H Liberty	40	55	341	H UNC Asheville	73	47				
	141	H High Point	65	57	327	A Charleston So.	59	55				

Non-Div I Games: Tenn. Temple 86 34 Asbury 76 41 Montreat 84 50

Gardner-Webb

Loss, Non-Conf, S Site, H Home A Away N Neutral

George Mason

Through Games Of Sunday, March 17, 2013

Average RPI Win: 269	WON-LOST	WINNING	LAST 12	STRENGTH OF	OPP. STRENGTH	TEAM	ADJ.	CONF.	ADJ CONF.
Average RPI Loss: 154	RECORD	PCT. RANK	GAMES	SCHEDULE	OF SCHEDULE	RPI	RPI	RPI	RPI
DIV. I ONLY	9- 21	283	3- 9	233	164	291	291	14	14
DIV. I NON-CONF.	5- 6	190	0- 0	198	274	241	241	15	15
TOTALS	RPI 1-25	RPI 26-50	W-L RECORDS	RPI 51-100	RPI 101-150	RPI 150+			
9- 21	0- 3	0- 0	OVERALL	0- 4	1- 4	8- 10			
6- 9	0- 1	0- 0	HOME	0- 2	1- 3	5- 3			
2- 11	0- 2	0- 0	AWAY	0- 2	0- 1	2- 6			
1- 1	0- 0	0- 0	NEUTRAL	0- 0	0- 0	1- 1			
5- 6	0- 1	0- 0	NON-CONFERENCE	0- 1	1- 1	4- 3			
4- 2	0- 0	0- 0	HOME	0- 1	1- 1	3- 0			
0- 4	0- 1	0- 0	AWAY	0- 0	0- 0	0- 3			
1- 0	0- 0	0- 0	NEUTRAL	0- 0	0- 0	1- 0			
4- 15	0- 2	0- 0	CONFERENCE	0- 3	0- 3	4- 7			
2- 7	0- 1	0- 0	HOME	0- 1	0- 2	2- 3			
2- 7	0- 1	0- 0	AWAY	0- 2	0- 1	2- 3			
0- 1	0- 0	0- 0	NEUTRAL	0- 0	0- 0	0- 1			

RPI 1-25				RPI 26-50				RPI 51-100				RPI 101+ Team's RPI: 291			
RPI	S	Opponent	Score	RPI	S	Opponent	Score	RPI	S	Opponent	Score	RPI	S	Opponent	Score
12	A	Maryland	40 90					71	A	James Madison	56 67	113	H	Akron	49 65
18	A	Delaware	27 62					71	H	James Madison	55 71	127	H	UAB	58 55
18	H	Delaware	55 69					82	H	East Carolina	53 71	135	H	Old Dominion	39 53
								83	A	Drexel	46 57	140	A	Hofstra	67 72
												140	H	Hofstra	53 67
												154	A	George Washington	52 60
												165	A	Northeastern	63 69
												165	H	Northeastern	51 60
												236	A	New Mexico St.	52 55
												250	A	Georgia St.	51 67
												250	H	Georgia St.	52 64
												266	N	Drake	76 70
												267	A	Towson	65 54
												267	H	Towson	51 53
												274	H	Morgan St.	65 54
												282	A	William & Mary	53 63
												282	H	William & Mary	57 56
												286	A	UNC Wilmington	62 52
												286	H	UNC Wilmington	65 53
												286	N	UNC Wilmington	46 60
												293	A	Oakland	58 62
												305	H	Ga. Southern	54 53
												332	H	UMES	64 38
LAST 12 Division I GAMES:															
286	N	UNC Wilmington	46 60	18	H	Delaware	55 69	267	H	Towson	51 53	286	A	UNC Wilmington	62 52
282	A	William & Mary	53 63	286	A	UNC Wilmington	62 52	282	H	William & Mary	57 56	135	H	Old Dominion	39 53
71	A	James Madison	56 67	286	H	William & Mary	57 56	140	A	Hofstra	67 72				
286	H	UNC Wilmington	65 53	135	H	Old Dominion	39 53								
250	A	Georgia St.	51 67												
83	A	Drexel	46 57												

Non-Div I Games:

George Mason

■ Loss,
 ■ Non-Conf,
 ■ S Site,
 ■ Home
 ■ A Away
 N Neutral

Average RPI Win:	215	WON-LOST	WINNING	LAST 12	STRENGTH OF	OPP. STRENGTH	TEAM	ADJ.	CONF.	ADJ CONF.
Average RPI Loss:	91	RECORD	PCT. RANK	GAMES	SCHEDULE	OF SCHEDULE	RPI	RPI	RPI	RPI
DIV. I ONLY	14- 16	180	7- 5	117	87	154	154	9	9	
DIV. I NON-CONF.	6- 8	206	0- 0	176	96	193	193	8	8	
TOTALS	RPI 1-25	RPI 26-50	W-L RECORDS	RPI 51-100	RPI 101-150	RPI 150+				
14- 16	0- 3	0- 3	OVERALL	0- 5	4- 3	10- 2				
9- 4	0- 0	0- 2	HOME	0- 2	3- 0	6- 0				
4- 11	0- 2	0- 1	AWAY	0- 3	0- 3	4- 2				
1- 1	0- 1	0- 0	NEUTRAL	0- 0	1- 0	0- 0				
6- 8	0- 1	0- 1	NON-CONFERENCE	0- 3	1- 3	5- 0				
4- 2	0- 0	0- 0	HOME	0- 2	1- 0	3- 0				
2- 6	0- 1	0- 1	AWAY	0- 1	0- 3	2- 0				
0- 0	0- 0	0- 0	NEUTRAL	0- 0	0- 0	0- 0				
8- 8	0- 2	0- 2	CONFERENCE	0- 2	3- 0	5- 2				
5- 2	0- 0	0- 2	HOME	0- 0	2- 0	3- 0				
2- 5	0- 1	0- 0	AWAY	0- 2	0- 0	2- 2				
1- 1	0- 1	0- 0	NEUTRAL	0- 0	1- 0	0- 0				

RPI 1-25				RPI 26-50				RPI 51-100				RPI 101+ Team's RPI: 154			
RPI	S	Opponent	Score	RPI	S	Opponent	Score	RPI	S	Opponent	Score	RPI	S	Opponent	Score
9	A	California	43 70	32	H	Saint Joseph's	67 80	53	A	Charlotte	56 68	103	H	Richmond	57 54
13	A	Dayton	52 80	36	H	Duquesne	59 63	70	A	Fordham	56 66	103	N	Richmond	59 53
13	N	Dayton	49 74	49	A	St. Mary's (CA)	49 79	77	H	Georgetown	54 70	110	H	Howard	61 60
								85	A	Rutgers	52 56	123	H	Butler	77 60
								95	H	Auburn	59 69	133	A	American	54 57
												138	A	N.C. A&T	56 67
												144	A	Virginia Tech	31 50
												201	H	Saint Louis	68 55
												210	A	La Salle	74 57
												212	A	Xavier	62 65
												215	H	St. Bonaventure	57 52
												218	A	VCU	79 68
												270	A	USC Upstate	48 37
												274	A	Morgan St.	75 40
												282	H	William & Mary	58 51
												291	H	George Mason	60 52
												300	A	Massachusetts	58 62
												304	H	Rhode Island	57 43
												309	H	Texas-Arlington	80 47
LAST 12 Division I GAMES:															
		13 N Dayton	49 74			70 A Fordham	56 66								
		103 N Richmond	59 53			123 H Butler	77 60								
		201 H Saint Louis	68 55			103 H Richmond	57 54								
		212 A Xavier	62 65			210 A La Salle	74 57								
		215 H St. Bonaventure	57 52			36 H Duquesne	59 63								
		53 A Charlotte	56 68			304 H Rhode Island	57 43								

Non-Div I Games:

George Washington

■ Loss,
 ■ Non-Conf,
 ■ S Site,
 ■ H Home
 ■ A Away
 N Neutral

Average RPI Win: 170		WON-LOST	WINNING	LAST 12	STRENGTH OF		OPP. STRENGTH	TEAM	ADJ.	CONF.	ADJ CONF.
Average RPI Loss: 32		RECORD	PCT. RANK	GAMES	SCHEDULE		OF SCHEDULE	RPI	RPI	RPI	RPI
DIV. I ONLY		15- 16	171	4- 8	21		36	77	77	4	4
DIV. I NON-CONF.		9- 4	75	0- 0	13		29	20	20	3	3
TOTALS		RPI 1-25	RPI 26-50		W-L RECORDS		RPI 51-100	RPI 101-150		RPI 150+	
15- 16	1- 6	1- 6		OVERALL		0- 4	2- 0		11- 0		
8- 6	0- 1	1- 2		HOME		0- 3	2- 0		5- 0		
5- 9	1- 5	0- 3		AWAY		0- 1	0- 0		4- 0		
2- 1	0- 0	0- 1		NEUTRAL		0- 0	0- 0		2- 0		
9- 4	1- 3	1- 0		NON-CONFERENCE		0- 1	2- 0		5- 0		
5- 1	0- 0	1- 0		HOME		0- 1	2- 0		2- 0		
3- 3	1- 3	0- 0		AWAY		0- 0	0- 0		2- 0		
1- 0	0- 0	0- 0		NEUTRAL		0- 0	0- 0		1- 0		
6- 12	0- 3	0- 6		CONFERENCE		0- 3	0- 0		6- 0		
3- 5	0- 1	0- 2		HOME		0- 2	0- 0		3- 0		
2- 6	0- 2	0- 3		AWAY		0- 1	0- 0		2- 0		
1- 1	0- 0	0- 1		NEUTRAL		0- 0	0- 0		1- 0		

RPI 1-25				RPI 26-50				RPI 51-100				Team's RPI: 77		RPI 101+			
RPI	S	Opponent	Score	RPI	S	Opponent	Score	RPI	S	Opponent	Score		RPI	S	Opponent	Score	
2	A	Notre Dame	64 79	26	A	DePaul	55 75	56	H	South Fla.	35 63		117	H	Sacred Heart	90 63	
4	H	Connecticut	48 75	28	H	Villanova	44 57	61	H	South Dakota St.	58 64		122	H	Temple	66 58	
6	A	Penn St.	74 97	28	N	Villanova	58 89	68	H	Marquette	48 51		154	A	George Washington	70 54	
9	A	California	56 72	33	A	Syracuse	56 86	85	A	Rutgers	47 55		164	H	Yale	90 67	
15	A	North Carolina	48 63	33	H	Syracuse	60 69						181	H	Cincinnati	54 52	
18	A	Delaware	62 56	34	H	LSU	71 69						199	H	Seton Hall	70 50	
22	A	Louisville	60 74	39	A	St. John's (NY)	72 76						200	A	Monmouth	61 48	

Non-Div I Games:

Georgetown

Loss, Non-Conf, S Site, H Home A Away N Neutral

Average RPI Win:	140	WON-LOST	WINNING	LAST 12	STRENGTH OF	OPP. STRENGTH	TEAM	ADJ.	CONF.	ADJ CONF.
Average RPI Loss:	56	RECORD	PCT. RANK	GAMES	SCHEDULE	OF SCHEDULE	RPI	RPI	RPI	RPI
DIV. I ONLY	25- 6	23	9- 3	58	59	19	19	3	3	
DIV. I NON-CONF.	12- 1	5	0- 0	227	180	42	42	6	6	
TOTALS	RPI 1-25	RPI 26-50	W-L RECORDS	RPI 51-100	RPI 101-150	RPI 150+				
25- 6	2- 3	2- 1	OVERALL	8- 1	2- 0	11- 1				
15- 1	1- 1	1- 0	HOME	5- 0	2- 0	6- 0				
8- 4	1- 1	0- 1	AWAY	3- 1	0- 0	4- 1				
2- 1	0- 1	1- 0	NEUTRAL	0- 0	0- 0	1- 0				
12- 1	0- 0	0- 0	NON-CONFERENCE	2- 1	2- 0	8- 0				
8- 0	0- 0	0- 0	HOME	1- 0	2- 0	5- 0				
3- 1	0- 0	0- 0	AWAY	1- 1	0- 0	2- 0				
1- 0	0- 0	0- 0	NEUTRAL	0- 0	0- 0	1- 0				
13- 5	2- 3	2- 1	CONFERENCE	6- 0	0- 0	3- 1				
7- 1	1- 1	1- 0	HOME	4- 0	0- 0	1- 0				
5- 3	1- 1	0- 1	AWAY	2- 0	0- 0	2- 1				
1- 1	0- 1	1- 0	NEUTRAL	0- 0	0- 0	0- 0				

RPI	S	Opponent	Score	RPI	S	Opponent	Score	RPI	S	Opponent	Score	RPI	S	Opponent	Score
7	A	Tennessee	66 79	29	H	Vanderbilt	55 50	72	A	Florida	62 57	142	H	Presbyterian	66 38
8	A	Kentucky	75 71	34	A	LSU	54 62	72	H	Florida	69 52	149	H	Mercer	80 38
8	N	Kentucky	38 60	34	N	LSU	71 53	78	A	Arkansas	57 53	159	H	South Carolina St.	62 46
10	H	Texas A&M	46 64					78	H	Arkansas	66 34	175	A	Alabama	95 83
17	H	South Carolina	42 40					80	A	Illinois	59 70	175	H	Alabama	65 59
								85	H	Rutgers	57 51	183	A	New Mexico	72 42
								95	H	Auburn	61 58	188	A	TCU	72 59
								97	H	Missouri	77 46	194	H	Belmont	70 38
								99	A	Georgia Tech	60 50	196	A	Mississippi St.	38 50
												215	N	St. Bonaventure	84 48
												244	A	Ole Miss	73 54
												252	H	Furman	83 47
												330	H	Savannah St.	94 57
												337	H	Lipscomb	93 42
LAST 12 Division I GAMES:															
		8 N Kentucky	38 60			72 A Florida	62 57								
		34 N LSU	71 53			34 A LSU	54 62								
		29 H Vanderbilt	55 50			95 H Auburn	61 58								
		196 A Mississippi St.	38 50			8 A Kentucky	75 71								
		244 A Ole Miss	73 54			175 H Alabama	65 59								
		78 H Arkansas	66 34			72 H Florida	69 52								

Non-Div I Games:

Georgia

■ Loss,
 ■ Non-Conf, S Site,
 ■ Home
 ■ Away
 N Neutral

Average RPI Win:	281	WON-LOST	WINNING	LAST 12	STRENGTH OF	OPP. STRENGTH	TEAM	ADJ.	CONF.	ADJ CONF.
Average RPI Loss:	127	RECORD	PCT. RANK	GAMES	SCHEDULE	OF SCHEDULE	RPI	RPI	RPI	RPI
DIV. I ONLY	13- 16	196	4- 8	258	206	250	250	14	14	
DIV. I NON-CONF.	8- 3	61	0- 0	312	332	191	191	15	15	
TOTALS	RPI 1-25	RPI 26-50	W-L RECORDS	RPI 51-100	RPI 101-150	RPI 150+				
13- 16	0- 2	0- 1	OVERALL	0- 4	1- 4	12- 5				
10- 7	0- 1	0- 1	HOME	0- 2	0- 2	10- 1				
3- 9	0- 1	0- 0	AWAY	0- 2	1- 2	2- 4				
0- 0	0- 0	0- 0	NEUTRAL	0- 0	0- 0	0- 0				
8- 3	0- 0	0- 1	NON-CONFERENCE	0- 1	1- 0	7- 1				
7- 1	0- 0	0- 1	HOME	0- 0	0- 0	7- 0				
1- 2	0- 0	0- 0	AWAY	0- 1	1- 0	0- 1				
0- 0	0- 0	0- 0	NEUTRAL	0- 0	0- 0	0- 0				
5- 13	0- 2	0- 0	CONFERENCE	0- 3	0- 4	5- 4				
3- 6	0- 1	0- 0	HOME	0- 2	0- 2	3- 1				
2- 7	0- 1	0- 0	AWAY	0- 1	0- 2	2- 3				
0- 0	0- 0	0- 0	NEUTRAL	0- 0	0- 0	0- 0				

RPI 1-25				RPI 26-50				RPI 51-100				RPI 101+ Team's RPI: 250			
RPI	S	Opponent	Score	RPI	S	Opponent	Score	RPI	S	Opponent	Score	RPI	S	Opponent	Score
18	A	Delaware	58 86	46	H	Toledo	43 46	71	H	James Madison	49 65	120	A	UCF	64 50
18	H	Delaware	38 70					72	A	Florida	65 84	135	A	Old Dominion	45 68
								83	A	Drexel	55 79	135	H	Old Dominion	66 72
								83	H	Drexel	49 58	140	A	Hofstra	63 64
												140	H	Hofstra	59 72
												165	A	Northeastern	50 65
												165	H	Northeastern	55 68
												194	A	Belmont	62 85
												235	H	Mississippi Val.	76 60
												267	A	Towson	56 49
												267	H	Towson	66 44
												282	A	William & Mary	73 79
												282	H	William & Mary	57 52
												286	A	UNC Wilmington	83 84
												291	A	George Mason	64 52
												291	H	George Mason	67 51
												296	H	Florida A&M	77 58
												305	H	Ga. Southern	73 48
												311	H	Morehead St.	61 47
												322	H	Western Caro.	64 45
												329	H	Kennesaw St.	63 42
												342	H	Jacksonville St.	79 50
LAST 12 Division I GAMES:															
18	A	Delaware	58 86	267	H	Towson	66 44								
83	H	Drexel	49 58	140	H	Hofstra	59 72								
282	A	William & Mary	73 79	282	H	William & Mary	57 52								
291	H	George Mason	67 51	83	A	Drexel	55 79								
165	A	Northeastern	50 65	18	H	Delaware	38 70								
286	A	UNC Wilmington	83 84	291	A	George Mason	64 52								

Non-Div I Games:

Georgia St.

■ Loss,
 ■ Non-Conf, S Site,
 ■ Home
 ■ Away
 N Neutral

Georgia Tech				Through Games Of Sunday, March 17, 2013						
Average RPI Win:	157	WON-LOST	WINNING	LAST 12	STRENGTH OF	OPP. STRENGTH	TEAM	ADJ.	CONF.	ADJ CONF.
Average RPI Loss:	53	RECORD	PCT. RANK	GAMES	SCHEDULE	OF SCHEDULE	RPI	RPI	RPI	RPI
DIV. I ONLY	14- 16	180	6- 6	41	51	99	99	5	5	
DIV. I NON-CONF.	7- 4	103	0- 0	33	61	70	70	4	4	

TOTALS	RPI 1-25	RPI 26-50		W-L RECORDS		RPI 51-100	RPI 101-150	RPI 150+		
14- 16	0- 9	1- 1		OVERALL		4- 2	2- 3	7- 1		
7- 8	0- 5	0- 0		HOME		3- 1	0- 2	4- 0		
5- 6	0- 4	0- 0		AWAY		1- 1	2- 1	2- 0		
2- 2	0- 0	1- 1		NEUTRAL		0- 0	0- 0	1- 1		
7- 4	0- 3	1- 1		NON-CONFERENCE		2- 0	1- 0	3- 0		
4- 2	0- 2	0- 0		HOME		2- 0	0- 0	2- 0		
1- 1	0- 1	0- 0		AWAY		0- 0	1- 0	0- 0		
2- 1	0- 0	1- 1		NEUTRAL		0- 0	0- 0	1- 0		
7- 12	0- 6	0- 0		CONFERENCE		2- 2	1- 3	4- 1		
3- 6	0- 3	0- 0		HOME		1- 1	0- 2	2- 0		
4- 5	0- 3	0- 0		AWAY		1- 1	1- 1	2- 0		
0- 1	0- 0	0- 0		NEUTRAL		0- 0	0- 0	0- 1		

RPI 1-25				RPI 26-50				RPI 51-100				Team's RPI: 99		RPI 101+			
RPI	S	Opponent	Score	RPI	S	Opponent	Score	RPI	S	Opponent	Score		RPI	S	Opponent	Score	
5	A	Duke	52 85	33	N	Syracuse	72 75	51	A	Miami (FL)	65 71		112	A	North Carolina St.	79 70	
7	H	Tennessee	54 71	40	N	Quinnipiac	74 57	51	H	Miami (FL)	68 64		112	H	North Carolina St.	66 78	
12	H	Maryland	57 66					68	H	Marquette	76 72		114	A	FIU	65 63	
14	A	Purdue	73 85					86	H	Washington	52 44		121	A	Boston College	68 74	
15	A	North Carolina	58 79					100	A	Virginia	65 62		144	H	Virginia Tech	61 63	
15	H	North Carolina	58 60					100	H	Virginia	51 62		163	A	Wake Forest	82 64	
19	H	Georgia	50 60										163	H	Wake Forest	89 82	
20	A	Florida St.	71 76										163	N	Wake Forest	67 86	
20	H	Florida St.	78 85										198	A	Clemson	81 59	
													198	H	Clemson	74 48	
													239	N	Milwaukee	66 57	
													329	H	Kennesaw St.	80 51	
													340	H	Alcorn	76 49	
LAST 12 Division I GAMES:																	
163	N	Wake Forest	67 86	15	H	North Carolina	58 60										
121	A	Boston College	68 74	144	H	Virginia Tech	61 63										
198	H	Clemson	74 48	100	A	Virginia	65 62										
51	H	Miami (FL)	68 64	163	H	Wake Forest	89 82										
163	A	Wake Forest	82 64	112	H	North Carolina St.	66 78										
112	A	North Carolina St.	79 70	20	A	Florida St.	71 76										

Non-Div I Games:

Georgia Tech

■ Loss, ■ Non-Conf, S Site, H Home A Away N Neutral

Gonzaga

Through Games Of Sunday, March 17, 2013

Average RPI Win: 156	WON-LOST	WINNING	LAST 12	STRENGTH OF	OPP. STRENGTH	TEAM	ADJ.	CONF.	ADJ CONF.
Average RPI Loss: 58	RECORD	PCT. RANK	GAMES	SCHEDULE	OF SCHEDULE	RPI	RPI	RPI	RPI
DIV. I ONLY	27- 5	15	12- 0	93	76	31	31	7	7
DIV. I NON-CONF.	10- 4	70	0- 0	131	27	81	81	7	7
TOTALS	RPI 1-25	RPI 26-50	W-L RECORDS	RPI 51-100	RPI 101-150	RPI 150+			
27- 5	0- 2	1- 1	OVERALL	7- 1	4- 0	15- 1			
13- 3	0- 1	1- 0	HOME	3- 1	2- 0	7- 1			
10- 1	0- 0	0- 1	AWAY	2- 0	1- 0	7- 0			
4- 1	0- 1	0- 0	NEUTRAL	2- 0	1- 0	1- 0			
10- 4	0- 2	0- 0	NON-CONFERENCE	1- 1	4- 0	5- 1			
5- 3	0- 1	0- 0	HOME	1- 1	2- 0	2- 1			
3- 0	0- 0	0- 0	AWAY	0- 0	1- 0	2- 0			
2- 1	0- 1	0- 0	NEUTRAL	0- 0	1- 0	1- 0			
17- 1	0- 0	1- 1	CONFERENCE	6- 0	0- 0	10- 0			
8- 0	0- 0	1- 0	HOME	2- 0	0- 0	5- 0			
7- 1	0- 0	0- 1	AWAY	2- 0	0- 0	5- 0			
2- 0	0- 0	0- 0	NEUTRAL	2- 0	0- 0	0- 0			

RPI 1-25				RPI 26-50				Team's RPI: 31				RPI 51-100				RPI 101+			
RPI	S	Opponent	Score	RPI	S	Opponent	Score	RPI	S	Opponent	Score	RPI	S	Opponent	Score	RPI	S	Opponent	Score
3	H	Stanford	41 69	49	A	St. Mary's (CA)	51 54	64	H	Ohio St.	60 65	109	A	Southern California	63 52				
22	N	Louisville	42 55	49	H	St. Mary's (CA)	69 54	67	A	San Diego	62 50	124	H	Wisconsin	62 53				
								67	H	San Diego	77 57	131	H	Idaho	97 62				
								67	N	San Diego	62 50	143	N	Winthrop	80 66				
								73	A	BYU	66 55	152	H	Washington St.	51 57				
								73	H	BYU	74 59	161	A	Santa Clara	70 55				
								73	N	BYU	62 43	161	H	Santa Clara	79 50				
								96	H	Eastern Wash.	65 50	169	N	Missouri St.	80 66				
												172	A	Loyola Marymount	70 56				
												172	H	Loyola Marymount	79 57				
												200	H	Monmouth	77 51				
												208	A	Portland	82 51				
												208	H	Portland	59 56				
												211	A	San Francisco	84 46				
												211	H	San Francisco	101 65				
												226	A	UC Riverside	60 53				
												229	A	Portland St.	54 40				
												262	H	Cal St. Fullerton	83 44				
												271	A	Pepperdine	80 46				
												271	H	Pepperdine	81 52				
LAST 12 Division I GAMES:																			
		67	N	San Diego			62	50			49	H	St. Mary's (CA)			69	54		
		73	N	BYU			62	43			172	A	Loyola Marymount			70	56		
		208	H	Portland			59	56			211	A	San Francisco			84	46		
		73	A	BYU			66	55			271	H	Pepperdine			81	52		
		161	A	Santa Clara			70	55			172	H	Loyola Marymount			79	57		
		211	H	San Francisco			101	65			271	A	Pepperdine			80	46		

Non-Div I Games:

Gonzaga

■ Loss,
 ■ Non-Conf, S Site,
 ■ Home
 ■ Away
 N Neutral

Average RPI Win:	310	WON-LOST	WINNING	LAST 12	STRENGTH OF	OPP. STRENGTH	TEAM	ADJ.	CONF.	ADJ CONF.
Average RPI Loss:	171	RECORD	PCT. RANK	GAMES	SCHEDULE	OF SCHEDULE	RPI	RPI	RPI	RPI
DIV. I ONLY	9- 23	292	5- 7	276	321	308	308	32	32	
DIV. I NON-CONF.	2- 10	311	0- 0	44	35	235	235	32	32	
TOTALS	RPI 1-25	RPI 26-50	W-L RECORDS	RPI 51-100	RPI 101-150	RPI 150+				
9- 23	0- 2	0- 1	OVERALL	0- 5	0- 2	9- 13				
6- 6	0- 0	0- 0	HOME	0- 1	0- 0	6- 5				
2- 15	0- 2	0- 1	AWAY	0- 4	0- 1	2- 7				
1- 2	0- 0	0- 0	NEUTRAL	0- 0	0- 1	1- 1				
2- 10	0- 2	0- 1	NON-CONFERENCE	0- 5	0- 2	2- 0				
2- 1	0- 0	0- 0	HOME	0- 1	0- 0	2- 0				
0- 8	0- 2	0- 1	AWAY	0- 4	0- 1	0- 0				
0- 1	0- 0	0- 0	NEUTRAL	0- 0	0- 1	0- 0				
7- 13	0- 0	0- 0	CONFERENCE	0- 0	0- 0	7- 13				
4- 5	0- 0	0- 0	HOME	0- 0	0- 0	4- 5				
2- 7	0- 0	0- 0	AWAY	0- 0	0- 0	2- 7				
1- 1	0- 0	0- 0	NEUTRAL	0- 0	0- 0	1- 1				

RPI S	Opponent	Score	RPI S	Opponent	Score	RPI S	Opponent	Score	RPI S	Opponent	Score	Team's RPI: 308
16	A Nebraska	39 84	34	A LSU	59 90	54	A Wichita St.	44 62	111	N Sam Houston St.	55 73	
20	A Florida St.	60 96				58	A Kansas	47 101	128	A Memphis	42 92	
						60	A Liberty	50 81	179	A Texas Southern	64 91	
						76	A Fresno St.	52 64	179	H Texas Southern	58 59	
						94	H Tulsa	62 75	179	N Texas Southern	56 68	
									195	A Prairie View	59 78	
									195	H Prairie View	49 83	
									206	H Stephen F. Austin	64 63	
									235	A Mississippi Val.	64 84	
									235	H Mississippi Val.	48 50	
									279	A Southern U.	81 83	
									279	H Southern U.	92 76	
									307	A Jackson St.	67 71	
									307	H Jackson St.	54 61	
									316	A Alabama A&M	56 78	
									316	H Alabama A&M	70 67	
									319	A Ark.-Pine Bluff	62 60	
									319	H Ark.-Pine Bluff	67 62	
									334	A Alabama St.	60 68	
									334	H Alabama St.	68 64	
									334	N Alabama St.	80 56	
									340	A Alcorn	57 46	
									340	H Alcorn	58 71	
									345	H New Orleans	76 44	
LAST 12 Division I GAMES:												
179	N	Texas Southern	56	68	307	A	Jackson St.	67	71			
334	N	Alabama St.	80	56	179	H	Texas Southern	58	59			
334	H	Alabama St.	68	64	195	H	Prairie View	49	83			
316	H	Alabama A&M	70	67	340	A	Alcorn	57	46			
235	A	Mississippi Val.	64	84	279	A	Southern U.	81	83			
319	A	Ark.-Pine Bluff	62	60	235	H	Mississippi Val.	48	50			

Non-Div I Games:

Grambling

Average RPI Win:	172	WON-LOST	WINNING	LAST 12	STRENGTH OF	OPP. STRENGTH	TEAM	ADJ.	CONF.	ADJ CONF.
Average RPI Loss:	61	RECORD	PCT. RANK	GAMES	SCHEDULE	OF SCHEDULE	RPI	RPI	RPI	RPI
DIV. I ONLY	28- 2	6	12- 0	143	97	21	21	13	13	
DIV. I NON-CONF.	9- 2	34	0- 0	90	10	22	22	12	12	
TOTALS	RPI 1-25	RPI 26-50	W-L RECORDS	RPI 51-100	RPI 101-150	RPI 150+				
28- 2	0- 0	1- 1	OVERALL	5- 1	6- 0	16- 0				
15- 0	0- 0	1- 0	HOME	1- 0	3- 0	10- 0				
11- 1	0- 0	0- 1	AWAY	3- 0	2- 0	6- 0				
2- 1	0- 0	0- 0	NEUTRAL	1- 1	1- 0	0- 0				
9- 2	0- 0	1- 1	NON-CONFERENCE	3- 1	3- 0	2- 0				
4- 0	0- 0	1- 0	HOME	0- 0	1- 0	2- 0				
3- 1	0- 0	0- 1	AWAY	2- 0	1- 0	0- 0				
2- 1	0- 0	0- 0	NEUTRAL	1- 1	1- 0	0- 0				
19- 0	0- 0	0- 0	CONFERENCE	2- 0	3- 0	14- 0				
11- 0	0- 0	0- 0	HOME	1- 0	2- 0	8- 0				
8- 0	0- 0	0- 0	AWAY	1- 0	1- 0	6- 0				
0- 0	0- 0	0- 0	NEUTRAL	0- 0	0- 0	0- 0				

RPI S	Opponent	Score	RPI S	Opponent	Score	RPI S	Opponent	Score	RPI S	Opponent	Score
50	A Central Mich.	50 54	50	H Central Mich.	75 48	54	A Wichita St.	63 42	103	N Richmond	79 48
50	H Central Mich.	75 48	68	A Marquette	55 46	71	N James Madison	86 89	118	A Detroit	71 63
			71	N James Madison	86 89	81	A Youngstown St.	59 41	118	H Detroit	71 54
			81	A Youngstown St.	59 41	81	H Youngstown St.	60 46	118	H Detroit	62 31
			81	H Youngstown St.	60 46	97	N Missouri	55 33	124	H Wisconsin	53 38
									129	A UNI	54 53
									178	A Loyola Chicago	65 62
									178	H Loyola Chicago	54 38
									178	H Loyola Chicago	63 37
									205	A Wright St.	70 48
									205	H Wright St.	71 44
									215	H St. Bonaventure	61 42
									231	A Valparaiso	78 55
									231	H Valparaiso	80 59
									231	H Valparaiso	80 38
									239	A Milwaukee	80 56
									239	H Milwaukee	64 49
									246	A Cleveland St.	52 49
									246	H Cleveland St.	88 51
									269	H North Dakota St.	72 37
									298	A Ill.-Chicago	67 36
									298	H Ill.-Chicago	99 53
LAST 12 Division I GAMES:											
178	H Loyola Chicago	54 38	118	A Detroit	71 63						
118	H Detroit	71 54	231	H Valparaiso	80 38						
231	H Valparaiso	80 59	81	H Youngstown St.	60 46						
239	A Milwaukee	80 56	246	H Cleveland St.	88 51						
178	H Loyola Chicago	63 37	239	H Milwaukee	64 49						
298	A Ill.-Chicago	67 36	178	A Loyola Chicago	65 62						

Non-Div I Games: Indianapolis 64 52

Green Bay

Average RPI Win:	237	WON-LOST	WINNING	LAST 12	STRENGTH OF	OPP. STRENGTH	TEAM	ADJ.	CONF.	ADJ CONF.
Average RPI Loss:	87	RECORD	PCT. RANK	GAMES	SCHEDULE	OF SCHEDULE	RPI	RPI	RPI	RPI
DIV. I ONLY	28- 5	14	12- 0	308	195	79	79	30	30	
DIV. I NON-CONF.	9- 5	98	0- 0	244	38	109	109	30	30	
TOTALS	RPI 1-25	RPI 26-50	W-L RECORDS	RPI 51-100	RPI 101-150	RPI 150+				
28- 5	0- 1	1- 1	OVERALL	0- 1	5- 1	22- 1				
11- 0	0- 0	1- 0	HOME	0- 0	2- 0	8- 0				
13- 1	0- 0	0- 0	AWAY	0- 0	2- 1	11- 0				
4- 4	0- 1	0- 1	NEUTRAL	0- 1	1- 0	3- 1				
9- 5	0- 1	1- 1	NON-CONFERENCE	0- 1	2- 1	6- 1				
3- 0	0- 0	1- 0	HOME	0- 0	1- 0	1- 0				
5- 1	0- 0	0- 0	AWAY	0- 0	1- 1	4- 0				
1- 4	0- 1	0- 1	NEUTRAL	0- 1	0- 0	1- 1				
19- 0	0- 0	0- 0	CONFERENCE	0- 0	3- 0	16- 0				
8- 0	0- 0	0- 0	HOME	0- 0	1- 0	7- 0				
8- 0	0- 0	0- 0	AWAY	0- 0	1- 0	7- 0				
3- 0	0- 0	0- 0	NEUTRAL	0- 0	1- 0	2- 0				

RPI 1-25				RPI 26-50				RPI 51-100				Team's RPI: 79	RPI 101+			
RPI	S	Opponent	Score	RPI	S	Opponent	Score	RPI	S	Opponent	Score		RPI	S	Opponent	Score
17	N	South Carolina	34 45	26	N	DePaul	67 68	52	N	FGCU	59 70		110	A	Howard	52 50
				34	H	LSU	67 58						110	H	Howard	67 45
													110	N	Howard	59 38
													121	H	Boston College	60 57
													133	A	American	61 58
													144	A	Virginia Tech	45 55
													159	A	South Carolina St.	59 46
													176	A	Southern Miss.	78 41
													195	N	Prairie View	42 49
													196	A	Mississippi St.	56 48
													219	A	Coppin St.	68 59
													219	H	Coppin St.	58 50
													219	N	Coppin St.	78 52
													225	N	Evansville	64 45
													273	A	Delaware St.	49 41
													273	H	Delaware St.	75 56
													273	N	Delaware St.	63 28
													274	A	Morgan St.	81 60
													274	H	Morgan St.	66 60
													288	A	UMBC	81 36
													296	H	Florida A&M	59 39
													318	H	Bethune-Cookman	74 28
													325	A	Norfolk St.	76 41
													325	H	Norfolk St.	83 42
													330	A	Savannah St.	70 40
													332	A	UMES	78 47
LAST 12 Division I GAMES:																
				110	N	Howard	59 38					273	A	Delaware St.	49 41	
				219	N	Coppin St.	78 52					332	A	UMES	78 47	
				273	N	Delaware St.	63 28					325	H	Norfolk St.	83 42	
				339	H	N.C. Central	51 30					273	H	Delaware St.	75 56	
				318	H	Bethune-Cookman	74 28					219	A	Coppin St.	68 59	
				296	H	Florida A&M	59 39					274	A	Morgan St.	81 60	

Non-Div I Games:

Hampton

■ Loss,
 ■ Non-Conf, S Site,
 ■ Home
 ■ Away
 N Neutral

H
a
m
p
t
o
n

RPI S Opponent Score

Through Games Of Sunday, March 17, 2013

RPI	S	Opponent	Score	
333	A	Saint Peter's	62	40
339	H	N.C. Central	51	30
343	H	Chicago St.	87	35

H
a
m
p
t
o
n

Hampton

Average RPI Win:	245	WON-LOST	WINNING	LAST 12	STRENGTH OF	OPP. STRENGTH	TEAM	ADJ.	CONF.	ADJ CONF.
Average RPI Loss:	84	RECORD	PCT. RANK	GAMES	SCHEDULE	OF SCHEDULE	RPI	RPI	RPI	RPI
DIV. I ONLY	21- 11	81	8- 4	178	165	98	98	21	21	
DIV. I NON-CONF.	9- 4	75	0- 0	102	22	66	66	24	24	
TOTALS	RPI 1-25	RPI 26-50	W-L RECORDS	RPI 51-100	RPI 101-150	RPI 150+				
21- 11	0- 2	2- 2	OVERALL	0- 5	1- 0	18- 2				
11- 4	0- 1	2- 1	HOME	0- 2	1- 0	8- 0				
7- 7	0- 1	0- 1	AWAY	0- 3	0- 0	7- 2				
3- 0	0- 0	0- 0	NEUTRAL	0- 0	0- 0	3- 0				
9- 4	0- 2	2- 2	NON-CONFERENCE	0- 0	1- 0	6- 0				
5- 2	0- 1	2- 1	HOME	0- 0	1- 0	2- 0				
3- 2	0- 1	0- 1	AWAY	0- 0	0- 0	3- 0				
1- 0	0- 0	0- 0	NEUTRAL	0- 0	0- 0	1- 0				
12- 7	0- 0	0- 0	CONFERENCE	0- 5	0- 0	12- 2				
6- 2	0- 0	0- 0	HOME	0- 2	0- 0	6- 0				
4- 5	0- 0	0- 0	AWAY	0- 3	0- 0	4- 2				
2- 0	0- 0	0- 0	NEUTRAL	0- 0	0- 0	2- 0				

RPI 1-25				RPI 26-50				RPI 51-100				Team's RPI: 98	RPI 101+			
RPI	S	Opponent	Score	RPI	S	Opponent	Score	RPI	S	Opponent	Score		RPI	S	Opponent	Score
4	H	Connecticut	45 102	29	A	Vanderbilt	45 67	57	A	Boston U.	40 42		103	H	Richmond	59 54
12	A	Maryland	40 72	39	H	St. John's (NY)	54 66	57	H	Boston U.	39 45		203	A	Central Conn. St.	76 62
				40	H	Quinnipiac	67 61	59	A	Albany (NY)	48 55		207	H	Providence	66 39
				43	H	Marist	64 53	59	A	Albany (NY)	52 61		223	A	Stony Brook	60 44
								59	H	Albany (NY)	55 69		223	H	Stony Brook	59 43
													234	H	Loyola Maryland	64 50
													238	A	New Hampshire	49 51
													238	H	New Hampshire	63 56
													263	A	Dartmouth	67 52
													288	A	UMBC	69 62
													288	H	UMBC	51 44
													295	A	Vermont	60 51
													295	H	Vermont	59 33
													295	N	Vermont	64 33
													300	A	Massachusetts	71 65
													312	A	Binghamton	44 46
													312	H	Binghamton	65 50
													312	N	Binghamton	68 53
													326	A	Maine	52 37
													326	H	Maine	82 56
													332	N	UMES	53 38
LAST 12 Division I GAMES:																
59	A	Albany (NY)	52 61	59	H	Albany (NY)	55 69									
295	N	Vermont	64 33	326	H	Maine	82 56									
312	N	Binghamton	68 53	223	A	Stony Brook	60 44									
295	H	Vermont	59 33	312	H	Binghamton	65 50									
288	A	UMBC	69 62	57	A	Boston U.	40 42									
238	A	New Hampshire	49 51	295	A	Vermont	60 51									

Non-Div I Games:

Hartford

■ Loss,
■ Non-Conf, S Site,
■ Home
■ Away
N Neutral

Average RPI Win:	226	WON-LOST	WINNING	LAST 12	STRENGTH OF	OPP. STRENGTH	TEAM	ADJ.	CONF.	ADJ CONF.
Average RPI Loss:	119	RECORD	PCT. RANK	GAMES	SCHEDULE	OF SCHEDULE	RPI	RPI	RPI	RPI
DIV. I ONLY	20- 8	54	10- 2	279	138	90	90	19	19	
DIV. I NON-CONF.	9- 5	98	0- 0	231	49	99	99	18	18	
TOTALS	RPI 1-25	RPI 26-50	W-L RECORDS	RPI 51-100	RPI 101-150	RPI 150+				
20- 8	0- 0	1- 3	OVERALL	1- 2	2- 0	16- 3				
11- 0	0- 0	1- 0	HOME	1- 0	0- 0	9- 0				
9- 6	0- 0	0- 2	AWAY	0- 1	2- 0	7- 3				
0- 2	0- 0	0- 1	NEUTRAL	0- 1	0- 0	0- 0				
9- 5	0- 0	0- 2	NON-CONFERENCE	1- 2	2- 0	6- 1				
4- 0	0- 0	0- 0	HOME	1- 0	0- 0	3- 0				
5- 3	0- 0	0- 1	AWAY	0- 1	2- 0	3- 1				
0- 2	0- 0	0- 1	NEUTRAL	0- 1	0- 0	0- 0				
11- 3	0- 0	1- 1	CONFERENCE	0- 0	0- 0	10- 2				
7- 0	0- 0	1- 0	HOME	0- 0	0- 0	6- 0				
4- 3	0- 0	0- 1	AWAY	0- 0	0- 0	4- 2				
0- 0	0- 0	0- 0	NEUTRAL	0- 0	0- 0	0- 0				

RPI S	Opponent	Score	RPI S	Opponent	Score	RPI S	Opponent	Score	RPI S	Opponent	Score
27	A Princeton	51 67	27	H Princeton	58 55	57	A Boston U.	61 68	140	A Hofstra	70 67
35	A Michigan	61 72	38	N Oklahoma St.	62 92	69	N SMU	73 88	147	A Holy Cross	80 62
						73	H BYU	71 65	164	A Yale	67 54
									164	H Yale	69 66
									190	A Penn	72 77
									190	H Penn	67 54
									207	H Providence	73 59
									238	H New Hampshire	63 44
									242	A North Dakota	65 52
									248	A Eastern Mich.	67 63
									263	A Dartmouth	45 58
									263	H Dartmouth	88 66
									265	A Cornell	66 56
									265	H Cornell	69 60
									269	A North Dakota St.	72 81
									300	H Massachusetts	85 59
									301	A Brown	68 58
									301	H Brown	77 71
									304	A Rhode Island	63 56
									336	A Columbia	61 44
									336	H Columbia	71 26
LAST 12 Division I GAMES:											
336	H Columbia	71 26	301	H Brown	77 71						
265	A Cornell	66 56	27	A Princeton	51 67						
336	A Columbia	61 44	190	A Penn	72 77						
190	H Penn	67 54	265	H Cornell	69 60						
27	H Princeton	58 55	301	A Brown	68 58						
164	H Yale	69 66	164	A Yale	67 54						

Non-Div I Games:

Harvard

■ Loss,
 ■ Non-Conf, S Site,
 ■ Home
 ■ Away
 N Neutral

Average RPI Win:	186	WON-LOST	WINNING	LAST 12	STRENGTH OF	OPP. STRENGTH	TEAM	ADJ.	CONF.	ADJ CONF.
Average RPI Loss:	127	RECORD	PCT. RANK	GAMES	SCHEDULE	OF SCHEDULE	RPI	RPI	RPI	RPI
DIV. I ONLY	17- 13	124	8- 4	142	85	148	148	11	11	
DIV. I NON-CONF.	4- 7	233	0- 0	109	11	238	238	11	11	
TOTALS	RPI 1-25	RPI 26-50	W-L RECORDS	RPI 51-100	RPI 101-150	RPI 150+				
17- 13	0- 2	1- 2	OVERALL	1- 2	3- 1	12- 6				
12- 7	0- 2	1- 1	HOME	1- 1	2- 1	8- 2				
5- 5	0- 0	0- 1	AWAY	0- 1	1- 0	4- 3				
0- 1	0- 0	0- 0	NEUTRAL	0- 0	0- 0	0- 1				
4- 7	0- 2	0- 1	NON-CONFERENCE	0- 1	1- 1	3- 2				
4- 6	0- 2	0- 1	HOME	0- 1	1- 1	3- 1				
0- 1	0- 0	0- 0	AWAY	0- 0	0- 0	0- 1				
0- 0	0- 0	0- 0	NEUTRAL	0- 0	0- 0	0- 0				
13- 6	0- 0	1- 1	CONFERENCE	1- 1	2- 0	9- 4				
8- 1	0- 0	1- 0	HOME	1- 0	1- 0	5- 1				
5- 4	0- 0	0- 1	AWAY	0- 1	1- 0	4- 2				
0- 1	0- 0	0- 0	NEUTRAL	0- 0	0- 0	0- 1				

RPI 1-25				RPI 26-50				RPI 51-100				RPI 101+ Team's RPI: 148			
RPI	S	Opponent	Score	RPI	S	Opponent	Score	RPI	S	Opponent	Score	RPI	S	Opponent	Score
1	H	Baylor	42 77	30	H	Oklahoma	49 74	75	A	Cal Poly	43 47	105	H	Utah	61 62
3	H	Stanford	42 69	47	A	Pacific	61 71	75	H	Cal Poly	61 43	106	H	UT Martin	73 69
				47	H	Pacific	74 71	78	H	Arkansas	68 83	145	A	Cal St. Northridge	65 53
												145	H	Cal St. Northridge	69 60
												155	A	UC Santa Barbara	54 51
												155	H	UC Santa Barbara	50 51
												171	A	Long Beach St.	61 54
												171	H	Long Beach St.	65 57
												175	H	Alabama	43 44
												181	H	Cincinnati	65 63
												209	A	UC Davis	71 63
												209	H	UC Davis	59 48
												211	A	San Francisco	52 65
												226	A	UC Riverside	65 50
												226	H	UC Riverside	67 57
												251	A	UC Irvine	52 64
												251	H	UC Irvine	56 46
												259	H	Oregon	85 73
												262	A	Cal St. Fullerton	74 83
												262	H	Cal St. Fullerton	53 43
												262 N		Cal St. Fullerton	51 66
												317	H	LIU Brooklyn	52 33
LAST 12 Division I GAMES:															
				262 N		Cal St. Fullerton	51 66	47	H	Pacific	74 71				
				262	H	Cal St. Fullerton	53 43	209	H	UC Davis	59 48				
				226	H	UC Riverside	67 57	251	A	UC Irvine	52 64				
				145	H	Cal St. Northridge	69 60	171	A	Long Beach St.	61 54				
				75	A	Cal Poly	43 47	145	A	Cal St. Northridge	65 53				
				155	A	UC Santa Barbara	54 51	155	H	UC Santa Barbara	50 51				

Non-Div I Games:

Hawaii

■ Loss,
■ Non-Conf, S Site,
■ Home
■ Away
N Neutral

Average RPI Win:	233	WON-LOST	WINNING	LAST 12	STRENGTH OF	OPP. STRENGTH	TEAM	ADJ.	CONF.	ADJ CONF.
Average RPI Loss:	155	RECORD	PCT. RANK	GAMES	SCHEDULE	OF SCHEDULE	RPI	RPI	RPI	RPI
DIV. I ONLY	16- 13	135	6- 6	159	303	141	141	27	27	
DIV. I NON-CONF.	5- 5	160	0- 0	98	201	93	93	28	28	
TOTALS	RPI 1-25	RPI 26-50	W-L RECORDS	RPI 51-100	RPI 101-150	RPI 150+				
16- 13	0- 1	0- 0	OVERALL	1- 2	2- 4	13- 6				
7- 4	0- 0	0- 0	HOME	0- 1	0- 2	7- 1				
8- 8	0- 1	0- 0	AWAY	1- 1	2- 2	5- 3				
1- 1	0- 0	0- 0	NEUTRAL	0- 0	0- 0	1- 1				
5- 5	0- 1	0- 0	NON-CONFERENCE	0- 1	2- 1	3- 2				
1- 1	0- 0	0- 0	HOME	0- 0	0- 1	1- 0				
3- 4	0- 1	0- 0	AWAY	0- 1	2- 0	1- 2				
1- 0	0- 0	0- 0	NEUTRAL	0- 0	0- 0	1- 0				
11- 8	0- 0	0- 0	CONFERENCE	1- 1	0- 3	10- 4				
6- 3	0- 0	0- 0	HOME	0- 1	0- 1	6- 1				
5- 4	0- 0	0- 0	AWAY	1- 0	0- 2	4- 2				
0- 1	0- 0	0- 0	NEUTRAL	0- 0	0- 0	0- 1				

RPI 1-25				RPI 26-50				RPI 51-100				RPI 101+ Team's RPI: 141			
RPI	S	Opponent	Score	RPI	S	Opponent	Score	RPI	S	Opponent	Score	RPI	S	Opponent	Score
8	A	Kentucky	46 80					60	A	Liberty	71 63	102	A	Navy	63 47
								60	H	Liberty	59 67	127	H	UAB	53 58
								88	A	Davidson	42 59	142	A	Presbyterian	69 71
												143	A	Winthrop	61 78
												143	H	Winthrop	62 67
												149	A	Mercer	62 57
												158	A	Campbell	76 79
												158	H	Campbell	79 57
												158	N	Campbell	73 74
												200	N	Monmouth	81 74
												212	A	Xavier	48 77
												214	A	Longwood	79 72
												214	H	Longwood	83 66
												216	A	Radford	65 57
												216	H	Radford	55 64
												252	A	Furman	62 64
												253	H	East Tenn. St.	85 76
												270	A	USC Upstate	77 67
												289	A	Coastal Caro.	70 54
												289	H	Coastal Caro.	58 53
												302	A	Gardner-Webb	57 65
												302	H	Gardner-Webb	64 42
												327	H	Charleston So.	71 54
												341	A	UNC Asheville	58 57
												341	H	UNC Asheville	49 35
LAST 12 Division I GAMES:															
158	N	Campbell	73 74	341	H	UNC Asheville	49 35	216	A	Radford	65 57				
289	H	Coastal Caro.	58 53	214	A	Longwood	79 72	60	H	Liberty	59 67				
158	H	Campbell	79 57	216	H	Radford	55 64	214	H	Longwood	83 66				
142	A	Presbyterian	69 71												
302	A	Gardner-Webb	57 65												
143	H	Winthrop	62 67												

Non-Div I Games: Bluefield Col. 79 44

High Point

■ Loss,
 ■ Non-Conf, S Site,
 ■ Home
 ■ Away
 N Neutral

Average RPI Win: 220	WON-LOST	WINNING	LAST 12	STRENGTH OF	OPP. STRENGTH	TEAM	ADJ.	CONF.	ADJ CONF.
Average RPI Loss: 86	RECORD	PCT. RANK	GAMES	SCHEDULE	OF SCHEDULE	RPI	RPI	RPI	RPI
DIV. I ONLY	14- 17	192	5- 7	60	116	140	140	14	14
DIV. I NON-CONF.	4- 7	233	0- 0	55	26	180	180	15	15
TOTALS	RPI 1-25	RPI 26-50	W-L RECORDS	RPI 51-100	RPI 101-150	RPI 150+			
14- 17	0- 3	0- 4	OVERALL	2- 5	2- 2	10- 3			
9- 5	0- 1	0- 1	HOME	1- 2	2- 0	6- 1			
3- 10	0- 1	0- 3	AWAY	0- 3	0- 1	3- 2			
2- 2	0- 1	0- 0	NEUTRAL	1- 0	0- 1	1- 0			
4- 7	0- 0	0- 4	NON-CONFERENCE	1- 2	1- 1	2- 0			
3- 2	0- 0	0- 1	HOME	0- 1	1- 0	2- 0			
0- 4	0- 0	0- 3	AWAY	0- 1	0- 0	0- 0			
1- 1	0- 0	0- 0	NEUTRAL	1- 0	0- 1	0- 0			
10- 10	0- 3	0- 0	CONFERENCE	1- 3	1- 1	8- 3			
6- 3	0- 1	0- 0	HOME	1- 1	1- 0	4- 1			
3- 6	0- 1	0- 0	AWAY	0- 2	0- 1	3- 2			
1- 1	0- 1	0- 0	NEUTRAL	0- 0	0- 0	1- 0			

RPI	S	Opponent	Score	RPI	S	Opponent	Score	RPI	S	Opponent	Score	RPI	S	Opponent	Score	Team's RPI: 140
18	A	Delaware	63 79	27	A	Princeton	54 84	71	A	James Madison	62 85	104	H	Northwestern	63 54	
18	H	Delaware	50 79	32	H	Saint Joseph's	55 71	71	H	James Madison	60 68	125	N	Texas	52 72	
18	N	Delaware	54 75	39	A	St. John's (NY)	47 73	83	A	Drexel	53 59	135	A	Old Dominion	57 80	
				43	A	Marist	70 85	83	H	Drexel	53 43	135	H	Old Dominion	83 72	
								89	N	Stetson	77 75	165	A	Northeastern	81 88	
								90	H	Harvard	67 70	165	H	Northeastern	57 59	
								95	A	Auburn	58 68	165	N	Northeastern	57 52	
												244	H	Ole Miss	72 63	
												250	A	Georgia St.	72 59	
												250	H	Georgia St.	64 63	
												267	A	Towson	60 69	
												282	H	William & Mary	56 53	
												286	A	UNC Wilmington	75 69	
												286	H	UNC Wilmington	70 50	
												291	A	George Mason	67 53	
												291	H	George Mason	72 67	
												325	H	Norfolk St.	82 47	
LAST 12 Division I GAMES:																
18	N	Delaware	54 75	267	A	Towson	60 69									
165	N	Northeastern	57 52	71	H	James Madison	60 68									
165	A	Northeastern	81 88	83	H	Drexel	53 43									
286	H	UNC Wilmington	70 50	250	A	Georgia St.	72 59									
18	H	Delaware	50 79	165	H	Northeastern	57 59									
135	A	Old Dominion	57 80	286	A	UNC Wilmington	75 69									

Non-Div I Games:

Hofstra

■ Loss,
 ■ Non-Conf,
 ■ S Site,
 ■ Home
 ■ A Away
 N Neutral

Holy Cross

Through Games Of Sunday, March 17, 2013

Average RPI Win:	231	WON-LOST	WINNING	LAST 12	STRENGTH OF	OPP. STRENGTH	TEAM	ADJ.	CONF.	ADJ CONF.
Average RPI Loss:	127	RECORD	PCT. RANK	GAMES	SCHEDULE	OF SCHEDULE	RPI	RPI	RPI	RPI
DIV. I ONLY	18- 14	131	9- 3	182	196	147	147	15	15	
DIV. I NON-CONF.	8- 7	158	0- 0	225	233	177	177	17	17	
TOTALS	RPI 1-25	RPI 26-50	W-L RECORDS	RPI 51-100	RPI 101-150	RPI 150+				
18- 14	0- 0	0- 1	OVERALL	0- 3	1- 5	17- 5				
9- 6	0- 0	0- 0	HOME	0- 1	1- 2	8- 3				
9- 8	0- 0	0- 1	AWAY	0- 2	0- 3	9- 2				
0- 0	0- 0	0- 0	NEUTRAL	0- 0	0- 0	0- 0				
8- 7	0- 0	0- 1	NON-CONFERENCE	0- 3	0- 1	8- 2				
3- 3	0- 0	0- 0	HOME	0- 1	0- 1	3- 1				
5- 4	0- 0	0- 1	AWAY	0- 2	0- 0	5- 1				
0- 0	0- 0	0- 0	NEUTRAL	0- 0	0- 0	0- 0				
10- 7	0- 0	0- 0	CONFERENCE	0- 0	1- 4	9- 3				
6- 3	0- 0	0- 0	HOME	0- 0	1- 1	5- 2				
4- 4	0- 0	0- 0	AWAY	0- 0	0- 3	4- 1				
0- 0	0- 0	0- 0	NEUTRAL	0- 0	0- 0	0- 0				

RPI	S	Opponent	Score	RPI	S	Opponent	Score	RPI	S	Opponent	Score	RPI	S	Opponent	Score	Team's RPI: 147
40	A	Quinnipiac	49	61	70	A	Fordham	60	67	102	A	Navy	35	59		
					72	A	Florida	50	81	102	A	Navy	53	72		
					90	H	Harvard	62	80	102	H	Navy	47	60		
										121	H	Boston College	52	71		
										133	A	American	62	67		
										133	H	American	73	63		
										157	A	Army	51	46		
										157	H	Army	35	62		
										164	H	Yale	87	71		
										165	A	Northeastern	48	70		
										186	A	Bucknell	59	62		
										186	H	Bucknell	57	49		
										203	H	Central Conn. St.	57	56		
										204	A	Lehigh	72	66		
										204	H	Lehigh	65	67		
										204	H	Lehigh	64	59		
										228	A	Lafayette	69	58		
										228	H	Lafayette	60	55		
										237	A	Colgate	53	51		
										237	H	Colgate	71	61		
										237	H	Colgate	59	38		
										238	H	New Hampshire	65	68		
										247	A	Bryant	68	66		
										263	A	Dartmouth	64	52		
										300	A	Massachusetts	63	59		
										301	H	Brown	83	66		

LAST 12 Division I GAMES:

102	A	Navy	53	72	228	A	Lafayette	69	58
237	H	Colgate	59	38	133	H	American	73	63
204	H	Lehigh	64	59	102	A	Navy	35	59
237	A	Colgate	53	51	204	A	Lehigh	72	66
157	H	Army	35	62	237	H	Colgate	71	61
186	H	Bucknell	57	49	157	A	Army	51	46

Non-Div I Games:

Holy Cross

■ Loss,
 ■ Non-Conf, S Site,
 ■ Home
 ■ Away
 N Neutral

RPI	S	Opponent	Score	
313	A	Manhattan	60	52
318	A	Bethune-Cookman	63	54

H
o
l
y
C
r
o
s
s

H
o
l
y
C
r
o
s
s

Holy Cross

Average RPI Win:	196	WON-LOST	WINNING	LAST 12	STRENGTH OF	OPP. STRENGTH	TEAM	ADJ.	CONF.	ADJ CONF.
Average RPI Loss:	114	RECORD	PCT. RANK	GAMES	SCHEDULE	OF SCHEDULE	RPI	RPI	RPI	RPI
DIV. I ONLY	13- 17	203	4- 8	109	100	184	184	8	8	
DIV. I NON-CONF.	6- 7	182	0- 0	238	202	250	250	10	10	
TOTALS	RPI 1-25	RPI 26-50	W-L RECORDS	RPI 51-100	RPI 101-150	RPI 150+				
13- 17	0- 0	0- 2	OVERALL	2- 7	3- 3	8- 5				
10- 6	0- 0	0- 1	HOME	1- 4	2- 0	7- 1				
3- 10	0- 0	0- 1	AWAY	1- 3	1- 2	1- 4				
0- 1	0- 0	0- 0	NEUTRAL	0- 0	0- 1	0- 0				
6- 7	0- 0	0- 2	NON-CONFERENCE	0- 0	0- 0	6- 5				
6- 2	0- 0	0- 1	HOME	0- 0	0- 0	6- 1				
0- 5	0- 0	0- 1	AWAY	0- 0	0- 0	0- 4				
0- 0	0- 0	0- 0	NEUTRAL	0- 0	0- 0	0- 0				
7- 10	0- 0	0- 0	CONFERENCE	2- 7	3- 3	2- 0				
4- 4	0- 0	0- 0	HOME	1- 4	2- 0	1- 0				
3- 5	0- 0	0- 0	AWAY	1- 3	1- 2	1- 0				
0- 1	0- 0	0- 0	NEUTRAL	0- 0	0- 1	0- 0				

RPI S	Opponent	Score	RPI S	Opponent	Score	RPI S	Opponent	Score	RPI S	Opponent	Score	Team's RPI: 184
			41	H Creighton	54 75	69	A SMU	54 58	120	A UCF	55 68	
			48	A Texas Tech	56 86	69	H SMU	65 58	120	N UCF	59 74	
						82	H East Carolina	59 68	127	A UAB	46 54	
						87	A Tulane	71 70	128	H Memphis	77 74	
						87	H Tulane	56 74	130	A Rice	53 51	
						91	A UTEP	55 73	130	H Rice	69 59	
						91	H UTEP	54 65	153	A McNeese St.	72 76	
						94	A Tulsa	63 76	164	A Yale	82 84	
						94	H Tulsa	55 59	175	H Alabama	74 83	
									176	H Southern Miss.	81 70	
									183	H New Mexico	77 62	
									188	A TCU	51 60	
									196	A Mississippi St.	66 72	
									243	H UTSA	55 42	
									255	A Marshall	71 63	
									273	H Delaware St.	71 58	
									276	H Southeast Mo. St.	61 44	
									290	H Northwestern St.	67 51	
									303	H Texas St.	74 61	
LAST 12 Division I GAMES:												
			120	N UCF	59 74	87	A Tulane	71 70				
			94	A Tulsa	63 76	94	H Tulsa	55 59				
			130	H Rice	69 59	130	A Rice	53 51				
			120	A UCF	55 68	82	H East Carolina	59 68				
			69	H SMU	65 58	87	H Tulane	56 74				
			91	A UTEP	55 73	69	A SMU	54 58				

Non-Div I Games:

Houston

■ Loss,
 ■ Non-Conf,
 ■ S Site,
 ■ Home
 ■ A Away
 N Neutral

Houston Baptist

Through Games Of Sunday, March 17, 2013

Average RPI Win:	334	WON-LOST	WINNING	LAST 12	STRENGTH OF	OPP. STRENGTH	TEAM	ADJ.	CONF.	ADJ CONF.
Average RPI Loss:	246	RECORD	PCT. RANK	GAMES	SCHEDULE	OF SCHEDULE	RPI	RPI	RPI	RPI
DIV. I ONLY	4- 24	329	3- 9	344	345	344	344	33	33	
DIV. I NON-CONF.	2- 16	319	1- 2	322	338	342	342	33	33	
TOTALS	RPI 1-25	RPI 26-50	W-L RECORDS	RPI 51-100	RPI 101-150	RPI 150+				
4- 24	0- 0	0- 0	OVERALL	0- 1	0- 4	4- 19				
2- 12	0- 0	0- 0	HOME	0- 0	0- 2	2- 10				
2- 10	0- 0	0- 0	AWAY	0- 1	0- 2	2- 7				
0- 2	0- 0	0- 0	NEUTRAL	0- 0	0- 0	0- 2				
2- 16	0- 0	0- 0	NON-CONFERENCE	0- 1	0- 4	2- 11				
1- 9	0- 0	0- 0	HOME	0- 0	0- 2	1- 7				
1- 6	0- 0	0- 0	AWAY	0- 1	0- 2	1- 3				
0- 1	0- 0	0- 0	NEUTRAL	0- 0	0- 0	0- 1				
2- 8	0- 0	0- 0	CONFERENCE	0- 0	0- 0	2- 8				
1- 3	0- 0	0- 0	HOME	0- 0	0- 0	1- 3				
1- 4	0- 0	0- 0	AWAY	0- 0	0- 0	1- 4				
0- 1	0- 0	0- 0	NEUTRAL	0- 0	0- 0	0- 1				

RPI 1-25				RPI 26-50				RPI 51-100				RPI 101+				Team's RPI: 344	
RPI	S	Opponent	Score	RPI	S	Opponent	Score	RPI	S	Opponent	Score	RPI	S	Opponent	Score		
								91	A	UTEP	58 67	105	A	Utah	33 71		
												111	H	Sam Houston St.	58 75		
												137	A	Lamar	55 76		
												137	H	Lamar	52 68		
												167	H	South Ala.	53 83		
												183	A	New Mexico	46 63		
												209	H	UC Davis	64 77		
												221	A	Southern Utah	58 79		
												272	A	NJIT	48 77		
												272	H	NJIT	49 65		
												273	H	Delaware St.	83 84		
												287	H	CSU Bakersfield	75 88		
												295	A	Vermont	48 59		
												299	A	Utah Valley	46 59		
												299	H	Utah Valley	71 75		
												299	N	Utah Valley	53 67		
												303	H	Texas St.	78 76		
												304	N	Rhode Island	36 59		
												307	H	Jackson St.	57 65		
												309	H	Texas-Arlington	71 77		
												320	A	Tex.-Pan American	45 71		
												320	H	Tex.-Pan American	59 67		
												343	A	Chicago St.	62 73		
												343	A	Chicago St.	77 66		
												343	H	Chicago St.	92 57		
												345	A	New Orleans	60 45		
LAST 12 Division I GAMES:																	
				299	N	Utah Valley	53 67					303	H	Texas St.	78 76		
				343	A	Chicago St.	77 66					272	A	NJIT	48 77		
				272	H	NJIT	49 65					137	A	Lamar	55 76		
				343	H	Chicago St.	92 57					345	H	New Orleans	58 65		
				299	A	Utah Valley	46 59					299	H	Utah Valley	71 75		
				320	H	Tex.-Pan American	59 67					343	A	Chicago St.	62 73		

Non-Div I Games: St. Thomas (TX) 63 60 Huston-Tillotson 88 51 Schreiner 73 46

Houston Baptist

Loss, Non-Conf, S Site, H Home A Away N Neutral

RPI	S	Opponent	Score
345	H	New Orleans	58 65

H
o
u
s
t
o
n
B
a
p
t
i
s
t

H
o
u
s
t
o
n
B
a
p
t
i
s
t

Houston Baptist

RPI 1-25					
RPI	S	Opponent	Score		
6	A	Penn St.	61	72	

RPI 26-50					
RPI	S	Opponent	Score		
26	A	DePaul	51	68	

RPI 51-100					
RPI	S	Opponent	Score		
64	A	Ohio St.	50	67	
79	A	Hampton	45	67	
79	H	Hampton	50	52	
79	N	Hampton	38	59	

Team's RPI: 110					
RPI	S	Opponent	Score		
104	A	Northwestern	45	61	
107	A	Saint Francis (PA)	61	69	
122	H	Temple	61	58	
138	A	N.C. A&T	44	42	
138	N	N.C. A&T	55	42	
154	A	George Washington	60	61	
159	H	South Carolina St.	53	54	
202	H	Mt. St. Mary's	77	52	
219	A	Coppin St.	67	54	
219	H	Coppin St.	64	71	
234	H	Loyola Maryland	40	37	
271	A	Pepperdine	55	51	
272	A	NJIT	46	33	
273	A	Delaware St.	54	40	
273	H	Delaware St.	65	39	
274	H	Morgan St.	68	33	
274	N	Morgan St.	62	60	
296	A	Florida A&M	58	57	
318	A	Bethune-Cookman	61	27	
325	H	Norfolk St.	56	45	
330	H	Savannah St.	53	41	
332	A	UMES	40	35	
332	H	UMES	59	30	
339	A	N.C. Central	56	30	

LAST 12 Division I GAMES:					
79	N	Hampton	38	59	
138	N	N.C. A&T	55	42	
274	N	Morgan St.	62	60	
273	H	Delaware St.	65	39	
332	A	UMES	40	35	
219	H	Coppin St.	64	71	
318	A	Bethune-Cookman	61	27	
296	A	Florida A&M	58	57	
274	H	Morgan St.	68	33	
332	H	UMES	59	30	
159	H	South Carolina St.	53	54	
330	H	Savannah St.	53	41	

Non-Div I Games:	Bowie St.	60	38
------------------	-----------	----	----

Page 124

Average RPI Win:	267	WON-LOST	WINNING	LAST 12	STRENGTH OF	OPP. STRENGTH	TEAM	ADJ.	CONF.	ADJ CONF.
Average RPI Loss:	151	RECORD	PCT. RANK	GAMES	SCHEDULE	OF SCHEDULE	RPI	RPI	RPI	RPI
DIV. I ONLY	11- 17	230	7- 5	195	216	245	245	23	23	
DIV. I NON-CONF.	3- 9	289	1- 0	184	203	279	279	21	21	
TOTALS	RPI 1-25	RPI 26-50	W-L RECORDS	RPI 51-100	RPI 101-150	RPI 150+				
11- 17	0- 2	0- 0	OVERALL	0- 3	0- 1	11- 11				
7- 6	0- 1	0- 0	HOME	0- 1	0- 1	7- 3				
3- 10	0- 1	0- 0	AWAY	0- 1	0- 0	3- 8				
1- 1	0- 0	0- 0	NEUTRAL	0- 1	0- 0	1- 0				
3- 9	0- 2	0- 0	NON-CONFERENCE	0- 0	0- 1	3- 6				
2- 4	0- 1	0- 0	HOME	0- 0	0- 1	2- 2				
1- 5	0- 1	0- 0	AWAY	0- 0	0- 0	1- 4				
0- 0	0- 0	0- 0	NEUTRAL	0- 0	0- 0	0- 0				
8- 8	0- 0	0- 0	CONFERENCE	0- 3	0- 0	8- 5				
5- 2	0- 0	0- 0	HOME	0- 1	0- 0	5- 1				
2- 5	0- 0	0- 0	AWAY	0- 1	0- 0	2- 4				
1- 1	0- 0	0- 0	NEUTRAL	0- 1	0- 0	1- 0				

RPI S	Opponent	Score	RPI S	Opponent	Score	RPI S	Opponent	Score	RPI S	Opponent	Score	Team's RPI: 245
14	H Purdue	54 69				61	A South Dakota St.	62 72	118	H Detroit	58 88	
23	A Michigan St.	36 64				61	H South Dakota St.	64 66	151	A IUPUI	67 82	
						61	N South Dakota St.	59 86	151	H IUPUI	74 79	
									180	A Ball St.	46 53	
									182	A South Dakota	51 82	
									182	H South Dakota	71 64	
									189	A SIU Edwardsville	54 61	
									189	H SIU Edwardsville	67 74	
									191	A Indiana	47 64	
									231	H Valparaiso	73 82	
									233	A Neb. Omaha	50 60	
									233	H Neb. Omaha	51 46	
									254	A Western Ill.	54 73	
									254	H Western Ill.	80 49	
									254	N Western Ill.	106 101	
									269	A North Dakota St.	70 58	
									269	H North Dakota St.	65 58	
									285	A UMKC	59 77	
									285	H UMKC	49 42	
									289	H Coastal Caro.	51 46	
									293	A Oakland	87 71	
									293	H Oakland	57 55	
									315	A Southern Ill.	78 65	
LAST 12 Division I GAMES:												
			61	N South Dakota St.	59 86		285	H UMKC		49	42	
			254	N Western Ill.	106 101		269	A North Dakota St.		70	58	
			151	A IUPUI	67 82		61	A South Dakota St.		62	72	
			254	A Western Ill.	54 73		233	H Neb. Omaha		51	46	
			293	A Oakland	87 71		293	H Oakland		57	55	
			182	H South Dakota	71 64		285	A UMKC		59	77	

Non-Div I Games: Grace (IN) 68 52 Rochester College 71 59

IPFW

Loss, Non-Conf, S Site, H Home A Away N Neutral

Average RPI Win: 232	WON-LOST	WINNING	LAST 12	STRENGTH OF	OPP. STRENGTH	TEAM	ADJ.	CONF.	ADJ CONF.
Average RPI Loss: 169	RECORD	PCT. RANK	GAMES	SCHEDULE	OF SCHEDULE	RPI	RPI	RPI	RPI
DIV. I ONLY	18- 11	99	9- 3	250	240	151	151	23	23
DIV. I NON-CONF.	7- 6	155	2- 0	152	262	161	161	21	21
<hr/>									
TOTALS	RPI 1-25	RPI 26-50	W-L RECORDS	RPI 51-100	RPI 101-150	RPI 150+			
18- 11	0- 1	0- 0	OVERALL	2- 1	1- 2	15- 7			
11- 3	0- 0	0- 0	HOME	1- 1	1- 1	9- 1			
6- 7	0- 1	0- 0	AWAY	1- 0	0- 1	5- 5			
1- 1	0- 0	0- 0	NEUTRAL	0- 0	0- 0	1- 1			
7- 6	0- 1	0- 0	NON-CONFERENCE	0- 1	1- 2	6- 2			
5- 2	0- 0	0- 0	HOME	0- 1	1- 1	4- 0			
2- 4	0- 1	0- 0	AWAY	0- 0	0- 1	2- 2			
0- 0	0- 0	0- 0	NEUTRAL	0- 0	0- 0	0- 0			
11- 5	0- 0	0- 0	CONFERENCE	2- 0	0- 0	9- 5			
6- 1	0- 0	0- 0	HOME	1- 0	0- 0	5- 1			
4- 3	0- 0	0- 0	AWAY	1- 0	0- 0	3- 3			
1- 1	0- 0	0- 0	NEUTRAL	0- 0	0- 0	1- 1			

RPI 1-25				RPI 26-50				RPI 51-100				RPI 101+ Team's RPI: 151			
RPI	S	Opponent	Score	RPI	S	Opponent	Score	RPI	S	Opponent	Score	RPI	S	Opponent	Score
14	A	Purdue	53 78					61	A	South Dakota St.	57 56	123	H	Butler	58 67
								61	H	South Dakota St.	70 67	136	A	Eastern Ill.	60 71
								81	H	Youngstown St.	57 58	146	H	Indiana St.	71 67
												182	A	South Dakota	39 56
												182	H	South Dakota	56 76
												182	N	South Dakota	72 82
												191	A	Indiana	49 60
												194	A	Belmont	61 53
												205	A	Wright St.	71 75
												231	H	Valparaiso	75 69
												233	A	Neb. Omaha	45 43
												233	H	Neb. Omaha	60 49
												245	A	IPFW	79 74
												245	H	IPFW	82 67
												254	A	Western Ill.	61 55
												254	H	Western Ill.	55 36
												257	H	Western Mich.	75 67
												269	A	North Dakota St.	68 71
												269	H	North Dakota St.	57 40
												285	A	UMKC	47 33
												285	H	UMKC	47 46
												285	N	UMKC	59 47
												293	A	Oakland	59 68
												293	H	Oakland	59 37
												343	H	Chicago St.	65 30
<hr/>															
LAST 12 Division I GAMES:															
				182	N	South Dakota	72 82	269	H	North Dakota St.	57 40				
				285	N	UMKC	59 47	61	H	South Dakota St.	70 67				
				245	H	IPFW	82 67	233	A	Neb. Omaha	45 43				
				293	H	Oakland	59 37	343	H	Chicago St.	65 30				
				285	A	UMKC	47 33	254	A	Western Ill.	61 55				
				182	A	South Dakota	39 56	182	H	South Dakota	56 76				

Non-Div I Games: Grace (IN) 107 48 Goshen 87 31

IUPUI

Loss, Non-Conf, S Site, H Home A Away N Neutral

Average RPI Win: 234		WON-LOST	WINNING	LAST 12	STRENGTH OF		OPP. STRENGTH	TEAM	ADJ.	CONF.	ADJ CONF.
Average RPI Loss: 131		RECORD	PCT. RANK	GAMES	SCHEDULE		OF SCHEDULE	RPI	RPI	RPI	RPI
DIV. I ONLY		17- 15	150	8- 4	122		242	131	131	25	25
DIV. I NON-CONF.		3- 8	276	0- 0	25		161	148	148	25	25
TOTALS		RPI 1-25	RPI 26-50		W-L RECORDS		RPI 51-100	RPI 101-150		RPI 150+	
17- 15	0- 1	0- 1		OVERALL		1- 4	2- 4		14- 5		
7- 5	0- 0	0- 0		HOME		1- 1	0- 2		6- 2		
7- 9	0- 1	0- 1		AWAY		0- 3	0- 2		7- 2		
3- 1	0- 0	0- 0		NEUTRAL		0- 0	2- 0		1- 1		
3- 8	0- 1	0- 1		NON-CONFERENCE		1- 4	0- 0		2- 2		
1- 2	0- 0	0- 0		HOME		1- 1	0- 0		0- 1		
2- 5	0- 1	0- 1		AWAY		0- 3	0- 0		2- 0		
0- 1	0- 0	0- 0		NEUTRAL		0- 0	0- 0		0- 1		
14- 7	0- 0	0- 0		CONFERENCE		0- 0	2- 4		12- 3		
6- 3	0- 0	0- 0		HOME		0- 0	0- 2		6- 1		
5- 4	0- 0	0- 0		AWAY		0- 0	0- 2		5- 2		
3- 0	0- 0	0- 0		NEUTRAL		0- 0	2- 0		1- 0		

RPI 1-25					
RPI	S	Opponent	Score		
25	A	Colorado	65	70	
RPI 26-50					
RPI	S	Opponent	Score		
31	A	Gonzaga	62	97	
RPI 51-100					
RPI	S	Opponent	Score		
63	A	Montana	65	76	
63	H	Montana	50	71	
74	A	Wyoming	53	86	
86	A	Washington	48	62	
96	H	Eastern Wash.	68	66	
RPI 101+					
RPI	S	Opponent	Score		
119	A	Seattle	53	55	
119	H	Seattle	71	76	
119	N	Seattle	67	64	
139	A	Utah St.	50	81	
139	H	Utah St.	85	91	
139	N	Utah St.	84	82	
185	A	Louisiana Tech	62	64	
185	H	Louisiana Tech	58	67	
208	H	Portland	56	62	
213	N	Tennessee St.	64	69	
217	A	Denver	68	60	
217	H	Denver	70	64	
226	A	UC Riverside	78	64	
236	A	New Mexico St.	57	51	
236	H	New Mexico St.	72	53	
243	A	UTSA	64	45	
243	H	UTSA	65	53	
251	A	UC Irvine	73	55	
280	A	San Jose St.	83	66	
280	H	San Jose St.	82	65	
280	N	San Jose St.	57	55	
303	A	Texas St.	72	60	
303	H	Texas St.	72	59	
309	A	Texas-Arlington	58	60	
309	H	Texas-Arlington	70	52	

Non-Div I Games:

Idaho

■ Loss, ■ Non-Conf, S Site, H Home A Away N Neutral

Average RPI Win:	235	WON-LOST	WINNING	LAST 12	STRENGTH OF	OPP. STRENGTH	TEAM	ADJ.	CONF.	ADJ CONF.
Average RPI Loss:	96	RECORD	PCT. RANK	GAMES	SCHEDULE	OF SCHEDULE	RPI	RPI	RPI	RPI
DIV. I ONLY	17- 12	114	8- 4	222	154	132	132	16	16	
DIV. I NON-CONF.	4- 4	160	0- 0	250	69	145	145	13	13	
TOTALS	RPI 1-25	RPI 26-50	W-L RECORDS	RPI 51-100	RPI 101-150	RPI 150+				
17- 12	0- 1	0- 0	OVERALL	0- 8	4- 1	13- 2				
9- 3	0- 0	0- 0	HOME	0- 3	2- 0	7- 0				
8- 8	0- 1	0- 0	AWAY	0- 5	2- 0	6- 2				
0- 1	0- 0	0- 0	NEUTRAL	0- 0	0- 1	0- 0				
4- 4	0- 1	0- 0	NON-CONFERENCE	0- 2	0- 0	4- 1				
2- 0	0- 0	0- 0	HOME	0- 0	0- 0	2- 0				
2- 4	0- 1	0- 0	AWAY	0- 2	0- 0	2- 1				
0- 0	0- 0	0- 0	NEUTRAL	0- 0	0- 0	0- 0				
13- 8	0- 0	0- 0	CONFERENCE	0- 6	4- 1	9- 1				
7- 3	0- 0	0- 0	HOME	0- 3	2- 0	5- 0				
6- 4	0- 0	0- 0	AWAY	0- 3	2- 0	4- 1				
0- 1	0- 0	0- 0	NEUTRAL	0- 0	0- 1	0- 0				

RPI 1-25				RPI 26-50				RPI 51-100				RPI 101+ Team's RPI: 132			
RPI	S	Opponent	Score	RPI	S	Opponent	Score	RPI	S	Opponent	Score	RPI	S	Opponent	Score
16	A	Nebraska	51 60					58	A	Kansas	36 52	115	A	Sacramento St.	62 52
								62	A	Kansas St.	54 62	115	H	Sacramento St.	81 61
								63	A	Montana	49 61	115	N	Sacramento St.	60 73
								63	H	Montana	52 57	150	A	Montana St.	65 46
								92	A	Northern Colo.	63 71	150	H	Montana St.	63 55
								92	H	Northern Colo.	49 50	160	A	Arizona St.	53 60
								96	A	Eastern Wash.	61 67	182	A	South Dakota	69 45
								96	H	Eastern Wash.	55 61	221	A	Southern Utah	60 50
												221	H	Southern Utah	80 71
												229	A	Portland St.	61 54
												229	H	Portland St.	63 50
												242	A	North Dakota	59 64
												242	H	North Dakota	60 43
												275	A	Boise St.	64 55
												283	A	Northern Ariz.	52 48
												283	H	Northern Ariz.	67 46
												299	H	Utah Valley	69 67
												323	H	Air Force	83 51
												335	A	Weber St.	69 45
												335	H	Weber St.	68 37
LAST 12 Division I GAMES:															
				115	N	Sacramento St.	60 73	63	A	Montana	49 61				
				229	A	Portland St.	61 54	150	A	Montana St.	65 46				
				96	A	Eastern Wash.	61 67	221	A	Southern Utah	60 50				
				115	H	Sacramento St.	81 61	242	H	North Dakota	60 43				
				283	H	Northern Ariz.	67 46	92	H	Northern Colo.	49 50				
				335	H	Weber St.	68 37	150	H	Montana St.	63 55				

Non-Div I Games: Carroll (MT) 70 38

Idaho St.

■ Loss,
 ■ Non-Conf,
 ■ S Site,
 ■ Home
 ■ A Away
 N Neutral

Ill.-Chicago

Through Games Of Sunday, March 17, 2013

Average RPI Win:	213	WON-LOST	WINNING	LAST 12	STRENGTH OF	OPP. STRENGTH	TEAM	ADJ.	CONF.	ADJ CONF.
Average RPI Loss:	167	RECORD	PCT. RANK	GAMES	SCHEDULE	OF SCHEDULE	RPI	RPI	RPI	RPI
DIV. I ONLY	8- 20	290	3- 9	230	170	298	298	13	13	
DIV. I NON-CONF.	3- 8	276	0- 0	269	231	314	314	12	12	
TOTALS	RPI 1-25	RPI 26-50	W-L RECORDS	RPI 51-100	RPI 101-150	RPI 150+				
8- 20	0- 2	0- 0	OVERALL	0- 3	1- 3	7- 12				
7- 6	0- 1	0- 0	HOME	0- 2	1- 1	6- 2				
1- 14	0- 1	0- 0	AWAY	0- 1	0- 2	1- 10				
0- 0	0- 0	0- 0	NEUTRAL	0- 0	0- 0	0- 0				
3- 8	0- 0	0- 0	NON-CONFERENCE	0- 1	0- 2	3- 5				
3- 2	0- 0	0- 0	HOME	0- 1	0- 1	3- 0				
0- 6	0- 0	0- 0	AWAY	0- 0	0- 1	0- 5				
0- 0	0- 0	0- 0	NEUTRAL	0- 0	0- 0	0- 0				
5- 12	0- 2	0- 0	CONFERENCE	0- 2	1- 1	4- 7				
4- 4	0- 1	0- 0	HOME	0- 1	1- 0	3- 2				
1- 8	0- 1	0- 0	AWAY	0- 1	0- 1	1- 5				
0- 0	0- 0	0- 0	NEUTRAL	0- 0	0- 0	0- 0				

RPI 1-25				RPI 26-50				RPI 51-100				RPI 101+ Team's RPI: 298			
RPI	S	Opponent	Score	RPI	S	Opponent	Score	RPI	S	Opponent	Score	RPI	S	Opponent	Score
21	A	Green Bay	53 99					66	H	Illinois St.	74 86	118	A	Detroit	68 74
21	H	Green Bay	36 67					81	A	Youngstown St.	66 79	118	H	Detroit	76 74
								81	H	Youngstown St.	54 67	123	H	Butler	61 84
												146	A	Indiana St.	33 64
												169	A	Bradley	52 66
												178	A	Loyola Chicago	73 62
												178	H	Loyola Chicago	68 78
												189	H	SIU Edwardsville	68 61
												191	A	Indiana	59 81
												201	A	Saint Louis	49 58
												205	A	Wright St.	51 59
												205	H	Wright St.	81 78
												231	A	Valparaiso	57 67
												231	A	Valparaiso	62 88
												231	H	Valparaiso	82 75
												239	A	Milwaukee	63 72
												239	H	Milwaukee	84 67
												246	A	Cleveland St.	69 75
												246	H	Cleveland St.	69 73
												257	H	Western Mich.	66 58
												266	A	Drake	61 71
												276	A	Southeast Mo. St.	52 67
												284	H	Northern Ill.	66 61
LAST 12 Division I GAMES:															
231	A	Valparaiso	57 67	205	H	Wright St.	81 78								
178	H	Loyola Chicago	68 78	231	A	Valparaiso	62 88								
239	A	Milwaukee	63 72	246	A	Cleveland St.	69 75								
21	H	Green Bay	36 67	239	H	Milwaukee	84 67								
81	A	Youngstown St.	66 79	21	A	Green Bay	53 99								
118	H	Detroit	76 74	81	H	Youngstown St.	54 67								

Non-Div I Games: Roosevelt 90 67 Truman 51 64

Ill.-Chicago

Loss, Non-Conf, S Site, H Home A Away N Neutral

Average RPI Win:	123	WON-LOST	WINNING	LAST 12	STRENGTH OF	OPP. STRENGTH	TEAM	ADJ.	CONF.	ADJ CONF.
Average RPI Loss:	55	RECORD	PCT. RANK	GAMES	SCHEDULE	OF SCHEDULE	RPI	RPI	RPI	RPI
DIV. I ONLY	16- 13	135	6- 6	48	9	80	80	2	2	
DIV. I NON-CONF.	7- 5	130	0- 0	92	19	116	116	2	2	
TOTALS	RPI 1-25	RPI 26-50	W-L RECORDS	RPI 51-100	RPI 101-150	RPI 150+				
16- 13	2- 6	1- 2	OVERALL	4- 2	4- 2	5- 1				
9- 7	1- 3	1- 0	HOME	1- 2	1- 1	5- 1				
6- 4	1- 2	0- 2	AWAY	2- 0	3- 0	0- 0				
1- 2	0- 1	0- 0	NEUTRAL	1- 0	0- 1	0- 0				
7- 5	1- 2	0- 1	NON-CONFERENCE	1- 1	1- 0	4- 1				
5- 3	1- 1	0- 0	HOME	0- 1	0- 0	4- 1				
1- 1	0- 0	0- 1	AWAY	0- 0	1- 0	0- 0				
1- 1	0- 1	0- 0	NEUTRAL	1- 0	0- 0	0- 0				
9- 8	1- 4	1- 1	CONFERENCE	3- 1	3- 2	1- 0				
4- 4	0- 2	1- 0	HOME	1- 1	1- 1	1- 0				
5- 3	1- 2	0- 1	AWAY	2- 0	2- 0	0- 0				
0- 1	0- 0	0- 0	NEUTRAL	0- 0	0- 1	0- 0				

RPI	S	Opponent	Score	RPI	S	Opponent	Score	RPI	S	Opponent	Score	RPI	S	Opponent	Score
6	A	Penn St.	62 95	35	A	Michigan	69 72	64	A	Ohio St.	79 73	104	A	Northwestern	65 47
14	A	Purdue	65 76	44	H	Iowa	74 62	64	H	Ohio St.	53 64	104	H	Northwestern	58 62
14	H	Purdue	66 67	48	A	Texas Tech	56 75	66	H	Illinois St.	68 69	124	A	Wisconsin	64 56
16	A	Nebraska	62 52					84	A	Minnesota	91 86	124	H	Wisconsin	60 53
19	H	Georgia	70 59					84	H	Minnesota	76 66	124	N	Wisconsin	57 58
23	H	Michigan St.	75 79					94	N	Tulsa	82 75	128	A	Memphis	73 65
24	N	Iowa St.	50 68									163	H	Wake Forest	95 82
25	H	Colorado	62 69									169	H	Bradley	77 83
Team's RPI: 80															
LAST 12 Division I GAMES:															
124	N	Wisconsin	57 58	84	H	Minnesota	76 66	225	H	Evansville	84 52	246	H	Cleveland St.	83 64
14	A	Purdue	65 76	35	A	Michigan	69 72	259	H	Oregon	80 62				
64	H	Ohio St.	53 64	124	A	Wisconsin	64 56								
191	H	Indiana	73 60	44	H	Iowa	74 62								
6	A	Penn St.	62 95	84	A	Minnesota	91 86								
124	H	Wisconsin	60 53	104	H	Northwestern	58 62								

Non-Div I Games:

Illinois

■ Loss,
 ■ Non-Conf, S Site,
 ■ Home
 ■ Away
 N Neutral

Average RPI Win:	175	WON-LOST	WINNING	LAST 12	STRENGTH OF	OPP. STRENGTH	TEAM	ADJ.	CONF.	ADJ CONF.
Average RPI Loss:	95	RECORD	PCT. RANK	GAMES	SCHEDULE	OF SCHEDULE	RPI	RPI	RPI	RPI
DIV. I ONLY	23- 10	60	10- 2	99	98	66	66	10	10	
DIV. I NON-CONF.	8- 4	84	0- 0	122	72	87	87	9	9	
TOTALS	RPI 1-25	RPI 26-50	W-L RECORDS	RPI 51-100	RPI 101-150	RPI 150+				
23- 10	0- 0	2- 4	OVERALL	2- 2	7- 1	12- 3				
12- 4	0- 0	1- 2	HOME	1- 0	3- 1	7- 1				
9- 5	0- 0	0- 2	AWAY	1- 1	4- 0	4- 2				
2- 1	0- 0	1- 0	NEUTRAL	0- 1	0- 0	1- 0				
8- 4	0- 0	0- 3	NON-CONFERENCE	1- 0	3- 1	4- 0				
4- 3	0- 0	0- 2	HOME	0- 0	1- 1	3- 0				
4- 1	0- 0	0- 1	AWAY	1- 0	2- 0	1- 0				
0- 0	0- 0	0- 0	NEUTRAL	0- 0	0- 0	0- 0				
15- 6	0- 0	2- 1	CONFERENCE	1- 2	4- 0	8- 3				
8- 1	0- 0	1- 0	HOME	1- 0	2- 0	4- 1				
5- 4	0- 0	0- 1	AWAY	0- 1	2- 0	3- 2				
2- 1	0- 0	0- 0	NEUTRAL	0- 1	0- 0	1- 0				

RPI 1-25			RPI 26-50			RPI 51-100			Team's RPI: 66			RPI 101+			
RPI	S	Opponent	Score	RPI	S	Opponent	Score	RPI	S	Opponent	Score	RPI	S	Opponent	Score
				27	H	Princeton	50 67	54	A	Wichita St.	54 66	101	A	Western Ky.	83 68
				35	H	Michigan	45 56	54	H	Wichita St.	57 56	104	H	Northwestern	64 46
				41	A	Creighton	45 64	54	N	Wichita St.	65 69	123	A	Butler	65 57
				41	H	Creighton	66 60	80	A	Illinois	69 68	128	H	Memphis	74 76
				41	N	Creighton	64 61					129	A	UNI	66 61
				44	A	Iowa	64 74					129	H	UNI	72 41

Non-Div I Games:

Illinois St.

Indiana

Through Games Of Sunday, March 17, 2013

Average RPI Win:	193	WON-LOST	WINNING	LAST 12	STRENGTH OF	OPP. STRENGTH	TEAM	ADJ.	CONF.	ADJ CONF.
Average RPI Loss:	81	RECORD	PCT. RANK	GAMES	SCHEDULE	OF SCHEDULE	RPI	RPI	RPI	RPI
DIV. I ONLY	11- 19	248	1- 11	72	66	191	191	2	2	
DIV. I NON-CONF.	9- 4	75	0- 0	261	291	170	170	2	2	
TOTALS	RPI 1-25	RPI 26-50	W-L RECORDS	RPI 51-100	RPI 101-150	RPI 150+				
11- 19	1- 5	0- 4	OVERALL	0- 4	2- 3	8- 3				
9- 8	1- 3	0- 1	HOME	0- 2	2- 0	6- 2				
2- 10	0- 2	0- 2	AWAY	0- 2	0- 3	2- 1				
0- 1	0- 0	0- 1	NEUTRAL	0- 0	0- 0	0- 0				
9- 4	0- 0	0- 0	NON-CONFERENCE	0- 0	1- 1	8- 3				
7- 2	0- 0	0- 0	HOME	0- 0	1- 0	6- 2				
2- 2	0- 0	0- 0	AWAY	0- 0	0- 1	2- 1				
0- 0	0- 0	0- 0	NEUTRAL	0- 0	0- 0	0- 0				
2- 15	1- 5	0- 4	CONFERENCE	0- 4	1- 2	0- 0				
2- 6	1- 3	0- 1	HOME	0- 2	1- 0	0- 0				
0- 8	0- 2	0- 2	AWAY	0- 2	0- 2	0- 0				
0- 1	0- 0	0- 1	NEUTRAL	0- 0	0- 0	0- 0				

RPI	S	Opponent	Score	RPI	S	Opponent	Score	RPI	S	Opponent	Score	RPI	S	Opponent	Score	Team's RPI: 191
6	H	Penn St.	54 76	35	A	Michigan	48 65	64	A	Ohio St.	45 68	104	A	Northwestern	39 53	
14	A	Purdue	42 59	35	H	Michigan	43 61	64	H	Ohio St.	56 70	104	H	Northwestern	68 64	
14	H	Purdue	62 61	35	N	Michigan	40 67	80	A	Illinois	60 73	123	A	Butler	56 59	
16	H	Nebraska	38 67	44	A	Iowa	70 75	84	H	Minnesota	53 59	124	A	Wisconsin	53 65	
23	A	Michigan St.	42 72									146	H	Indiana St.	60 46	
23	H	Michigan St.	46 56									151	H	IUPUI	60 49	
												189	H	SIU Edwardsville	72 56	
												194	H	Belmont	54 58	
												198	H	Clemson	52 49	
												212	H	Xavier	66 55	
												231	A	Valparaiso	52 64	
												240	A	Murray St.	63 62	
												245	H	IPFW	64 47	
												246	H	Cleveland St.	58 69	
												298	H	Ill.-Chicago	81 59	
												328	A	A&M-Corpus Christi	58 47	
LAST 12 Division I GAMES:																
35	N	Michigan	40 67	124	A	Wisconsin	53 65									
84	H	Minnesota	53 59	6	H	Penn St.	54 76									
44	A	Iowa	70 75	64	H	Ohio St.	56 70									
80	A	Illinois	60 73	14	A	Purdue	42 59									
14	H	Purdue	62 61	104	A	Northwestern	39 53									
23	A	Michigan St.	42 72	35	H	Michigan	43 61									

Non-Div I Games:

Indiana

■ Loss,
 ■ Non-Conf, S Site,
 ■ Home
 ■ Away
 N Neutral

Average RPI Win:	218	WON-LOST	WINNING	LAST 12	STRENGTH OF	OPP. STRENGTH	TEAM	ADJ.	CONF.	ADJ CONF.
Average RPI Loss:	113	RECORD	PCT. RANK	GAMES	SCHEDULE	OF SCHEDULE	RPI	RPI	RPI	RPI
DIV. I ONLY	18- 12	109	7- 5	237	135	146	146	10	10	
DIV. I NON-CONF.	8- 3	61	0- 0	285	257	111	111	9	9	
TOTALS	RPI 1-25	RPI 26-50	W-L RECORDS	RPI 51-100	RPI 101-150	RPI 150+				
18- 12	0- 0	1- 1	OVERALL	0- 4	2- 4	15- 3				
11- 4	0- 0	1- 0	HOME	0- 2	1- 1	9- 1				
7- 7	0- 0	0- 1	AWAY	0- 2	1- 2	6- 2				
0- 1	0- 0	0- 0	NEUTRAL	0- 0	0- 1	0- 0				
8- 3	0- 0	0- 0	NON-CONFERENCE	0- 0	2- 1	6- 2				
6- 0	0- 0	0- 0	HOME	0- 0	1- 0	5- 0				
2- 3	0- 0	0- 0	AWAY	0- 0	1- 1	1- 2				
0- 0	0- 0	0- 0	NEUTRAL	0- 0	0- 0	0- 0				
10- 9	0- 0	1- 1	CONFERENCE	0- 4	0- 3	9- 1				
5- 4	0- 0	1- 0	HOME	0- 2	0- 1	4- 1				
5- 4	0- 0	0- 1	AWAY	0- 2	0- 1	5- 0				
0- 1	0- 0	0- 0	NEUTRAL	0- 0	0- 1	0- 0				

RPI S	Opponent	Score	RPI S	Opponent	Score	RPI S	Opponent	Score	RPI S	Opponent	Score	Team's RPI: 146
41	A Creighton	50 69	41	H Creighton	58 41	54	A Wichita St.	46 53	106	A UT Martin	73 71	
						54	H Wichita St.	53 63	123	A Butler	45 56	
						66	A Illinois St.	65 66	129	A UNI	49 75	
						66	H Illinois St.	54 63	129	H UNI	52 54	
									129	N UNI	60 71	
									136	H Eastern Ill.	69 39	
									151	A IUPUI	67 71	
									169	A Bradley	58 53	
									169	A Missouri St.	71 67	
									169	H Bradley	55 54	
									169	H Missouri St.	71 63	
									191	A Indiana	46 60	
									194	H Belmont	48 34	
									201	A Saint Louis	48 46	
									225	A Evansville	55 48	
									225	H Evansville	54 55	
									255	H Marshall	55 49	
									266	A Drake	67 49	
									266	H Drake	59 48	
									284	H Northern Ill.	58 52	
									298	H Ill.-Chicago	64 33	
									315	A Southern Ill.	77 64	
									315	H Southern Ill.	72 57	
									343	H Chicago St.	69 35	
LAST 12 Division I GAMES:												
129	N UNI	60 71	315	A Southern Ill.	77 64							
169	A Bradley	58 53	225	A Evansville	55 48							
129	A UNI	49 75	266	H Drake	59 48							
54	H Wichita St.	53 63	41	H Creighton	58 41							
169	H Missouri St.	71 63	54	A Wichita St.	46 53							
66	H Illinois St.	54 63	169	A Missouri St.	71 67							

Non-Div I Games:

Indiana St.

Average RPI Win:	254	WON-LOST	WINNING	LAST 12	STRENGTH OF	OPP. STRENGTH	TEAM	ADJ.	CONF.	ADJ CONF.
Average RPI Loss:	139	RECORD	PCT. RANK	GAMES	SCHEDULE	OF SCHEDULE	RPI	RPI	RPI	RPI
DIV. I ONLY	20- 12	97	10- 2	265	222	126	126	26	26	
DIV. I NON-CONF.	5- 6	190	0- 0	234	153	182	182	23	23	
TOTALS	RPI 1-25	RPI 26-50	W-L RECORDS	RPI 51-100	RPI 101-150	RPI 150+				
20- 12	0- 1	0- 4	OVERALL	0- 0	1- 1	19- 6				
9- 3	0- 0	0- 1	HOME	0- 0	1- 0	8- 2				
9- 8	0- 1	0- 2	AWAY	0- 0	0- 1	9- 4				
2- 1	0- 0	0- 1	NEUTRAL	0- 0	0- 0	2- 0				
5- 6	0- 1	0- 1	NON-CONFERENCE	0- 0	1- 1	4- 3				
2- 1	0- 0	0- 0	HOME	0- 0	1- 0	1- 1				
3- 5	0- 1	0- 1	AWAY	0- 0	0- 1	3- 2				
0- 0	0- 0	0- 0	NEUTRAL	0- 0	0- 0	0- 0				
15- 6	0- 0	0- 3	CONFERENCE	0- 0	0- 0	15- 3				
7- 2	0- 0	0- 1	HOME	0- 0	0- 0	7- 1				
6- 3	0- 0	0- 1	AWAY	0- 0	0- 0	6- 2				
2- 1	0- 0	0- 1	NEUTRAL	0- 0	0- 0	2- 0				

RPI 1-25				RPI 26-50				RPI 51-100				RPI 101+ Team's RPI: 126			
RPI	S	Opponent	Score	RPI	S	Opponent	Score	RPI	S	Opponent	Score	RPI	S	Opponent	Score
5	A	Duke	31 100	39	A	St. John's (NY)	55 71					102	H	Navy	74 64
				43	A	Marist	55 69					138	A	N.C. A&T	57 66
				43	H	Marist	40 63					171	A	Long Beach St.	60 58
				43	N	Marist	48 72					193	A	Fairfield	62 47
												193	H	Fairfield	54 60
												197	A	Rider	76 63
												197	H	Rider	88 58
												207	A	Providence	58 70
												223	A	Stony Brook	64 70
												232	A	Niagara	76 65
												232	H	Niagara	60 58
												234	A	Loyola Maryland	43 64
												234	H	Loyola Maryland	67 61
												237	H	Colgate	73 47
												247	H	Bryant	71 77
												256	A	Siena	54 70
												256	H	Siena	71 47
												256	N	Siena	68 58
												268	A	Canisius	68 54
												268	H	Canisius	84 79
												268	N	Canisius	76 58
												313	A	Manhattan	71 64
												313	H	Manhattan	76 46
												331	A	Wagner	74 64
												333	A	Saint Peter's	84 58
												333	H	Saint Peter's	93 62
LAST 12 Division I GAMES:															
				43	N	Marist	48 72	234	H	Loyola Maryland	67 61				
				256	N	Siena	68 58	268	H	Canisius	84 79				
				268	N	Canisius	76 58	333	A	Saint Peter's	84 58				
				197	A	Rider	76 63	197	H	Rider	88 58				
				313	A	Manhattan	71 64	43	H	Marist	40 63				
				256	H	Siena	71 47	193	A	Fairfield	62 47				

Non-Div I Games:

Iona

■ Loss,
 ■ Non-Conf,
 ■ S Site,
 ■ Home
 ■ A Away
 N Neutral

RPI	S	Opponent	Score
336	A	Columbia	67 63

I
o
n
a

I
o
n
a

Iona

Average RPI Win: 114		WON-LOST	WINNING	LAST 12	STRENGTH OF		OPP. STRENGTH	TEAM	ADJ.	CONF.	ADJ CONF.
Average RPI Loss: 44		RECORD	PCT. RANK	GAMES	SCHEDULE		OF SCHEDULE	RPI	RPI	RPI	RPI
DIV. I ONLY		20- 12	97	5- 7	27		8	44	44	2	2
DIV. I NON-CONF.		11- 3	41	0- 0	58		20	27	27	2	2
TOTALS		RPI 1-25	RPI 26-50		W-L RECORDS		RPI 51-100	RPI 101-150		RPI 150+	
20- 12	3- 7	2- 1		OVERALL		4- 2	6- 2		5- 0		
11- 5	2- 3	1- 1		HOME		2- 0	2- 1		4- 0		
6- 6	1- 0	1- 0		AWAY		1- 0	2- 1		1- 0		
3- 1	0- 1	0- 0		NEUTRAL		1- 0	2- 0		0- 0		
11- 3	1- 2	1- 0		NON-CONFERENCE		3- 0	2- 1		4- 0		
7- 1	1- 1	1- 0		HOME		1- 0	1- 0		3- 0		
2- 2	0- 1	0- 0		AWAY		1- 0	0- 1		1- 0		
2- 0	0- 0	0- 0		NEUTRAL		1- 0	1- 0		0- 0		
9- 9	2- 5	1- 1		CONFERENCE		1- 2	4- 1		1- 0		
4- 4	1- 2	0- 1		HOME		1- 0	1- 1		1- 0		
4- 4	1- 2	1- 0		AWAY		0- 2	2- 0		0- 0		
1- 1	0- 1	0- 0		NEUTRAL		0- 0	1- 0		0- 0		

RPI S	Opponent	Score	RPI S	Opponent	Score	Team's RPI: 44	RPI S	Opponent	Score	RPI S	Opponent	Score
6	H Penn St.	69 81	35	A Michigan	63 57		55	N West Virginia	79 70	104	A Northwestern	62 45
14	A Purdue	72 52	35	H Michigan	64 68		64	H Ohio St.	77 71	104	H Northwestern	65 67
14	H Purdue	62 46	42	H Middle Tenn.	69 63		66	H Illinois St.	74 64	104	N Northwestern	60 55
15	H North Carolina	64 77					67	A San Diego	83 73	114	A FIU	65 66
16	A Nebraska	46 66					80	A Illinois	62 74	124	A Wisconsin	65 56
16	H Nebraska	75 76					84	A Minnesota	60 72	124	H Wisconsin	71 60
16	N Nebraska	61 76								125	N Texas	86 63
20	A Florida St.	69 83								129	H UNI	68 46
23	A Michigan St.	54 65								169	H Missouri St.	97 43
24	H Iowa St.	50 42								191	H Indiana	75 70
										266	A Drake	82 65
										277	H Robert Morris	58 44
										284	H Northern Ill.	63 40
LAST 12 Division I GAMES:												
16	N Nebraska	61 76	6	H Penn St.	69 81		16	H Nebraska	75 76			
104	N Northwestern	60 55	84	A Minnesota	60 72		104	H Northwestern	65 67			
104	A Northwestern	62 45	80	A Illinois	62 74		35	A Michigan	63 57			
191	H Indiana	75 70										
16	A Nebraska	46 66										
14	A Purdue	72 52										

Non-Div I Games:

Iowa

Average RPI Win: 128		WON-LOST	WINNING	LAST 12	STRENGTH OF	OPP. STRENGTH	TEAM	ADJ.	CONF.	ADJ CONF.
Average RPI Loss: 48		RECORD	PCT. RANK	GAMES	SCHEDULE	OF SCHEDULE	RPI	RPI	RPI	RPI
DIV. I ONLY		23- 8	45	9- 3	47	10	24	24	1	1
DIV. I NON-CONF.		9- 1	20	0- 0	282	186	69	69	1	1
TOTALS		RPI 1-25	RPI 26-50		W-L RECORDS		RPI 51-100	RPI 101-150	RPI 150+	
23- 8	0- 3	6- 2		OVERALL		6- 2	3- 0	8- 1		
13- 2	0- 1	3- 0		HOME		2- 1	1- 0	7- 0		
6- 5	0- 1	2- 2		AWAY		2- 1	2- 0	0- 1		
4- 1	0- 1	1- 0		NEUTRAL		2- 0	0- 0	1- 0		
9- 1	0- 0	0- 1		NON-CONFERENCE		1- 0	1- 0	7- 0		
6- 0	0- 0	0- 0		HOME		0- 0	0- 0	6- 0		
1- 1	0- 0	0- 1		AWAY		0- 0	1- 0	0- 0		
2- 0	0- 0	0- 0		NEUTRAL		1- 0	0- 0	1- 0		
14- 7	0- 3	6- 1		CONFERENCE		5- 2	2- 0	1- 1		
7- 2	0- 1	3- 0		HOME		2- 1	1- 0	1- 0		
5- 4	0- 1	2- 1		AWAY		2- 1	1- 0	0- 1		
2- 1	0- 1	1- 0		NEUTRAL		1- 0	0- 0	0- 0		

RPI	S	Opponent	Score	RPI	S	Opponent	Score	RPI	S	Opponent	Score	RPI	S	Opponent	Score
1	A	Baylor	39 67	30	A	Oklahoma	72 68	55	A	West Virginia	53 49	125	A	Texas	67 48
1	H	Baylor	51 66	30	H	Oklahoma	82 61	55	H	West Virginia	66 68	125	H	Texas	73 65
1	N	Baylor	47 75	30	N	Oklahoma	79 60	58	A	Kansas	75 78	129	A	UNI	67 59
				38	A	Oklahoma St.	42 71	58	H	Kansas	83 68	172	N	Loyola Marymount	55 33
				38	H	Oklahoma St.	73 70	58	N	Kansas	77 62	188	A	TCU	58 61
				44	A	Iowa	42 50	62	A	Kansas St.	69 50	188	H	TCU	68 52
				48	A	Texas Tech	58 54	62	H	Kansas St.	87 71	193	H	Fairfield	60 43
				48	H	Texas Tech	67 52	80	N	Illinois	68 50	242	H	North Dakota	73 34
												254	H	Western Ill.	84 65
												266	H	Drake	87 45
												323	H	Air Force	83 35
												334	H	Alabama St.	86 47
LAST 12 Division I GAMES:															
		1 N Baylor	47 75			62 A Kansas St.	69 50								
		30 N Oklahoma	79 60			55 H West Virginia	66 68								
		58 N Kansas	77 62			30 A Oklahoma	72 68								
		38 H Oklahoma St.	73 70			62 H Kansas St.	87 71								
		188 A TCU	58 61			125 A Texas	67 48								
		58 H Kansas	83 68			48 H Texas Tech	67 52								

Non-Div I Games:

Iowa St.

Average RPI Win:	303	WON-LOST	WINNING	LAST 12	STRENGTH OF	OPP. STRENGTH	TEAM	ADJ.	CONF.	ADJ CONF.
Average RPI Loss:	224	RECORD	PCT. RANK	GAMES	SCHEDULE	OF SCHEDULE	RPI	RPI	RPI	RPI
DIV. I ONLY	12- 16	207	7- 5	342	341	307	307	32	32	
DIV. I NON-CONF.	3- 6	244	0- 0	334	319	297	297	32	32	
TOTALS	RPI 1-25	RPI 26-50	W-L RECORDS	RPI 51-100	RPI 101-150	RPI 150+				
12- 16	0- 0	0- 0	OVERALL	0- 1	0- 2	12- 13				
7- 3	0- 0	0- 0	HOME	0- 0	0- 0	7- 3				
4- 11	0- 0	0- 0	AWAY	0- 1	0- 1	4- 8				
1- 2	0- 0	0- 0	NEUTRAL	0- 0	0- 1	1- 1				
3- 6	0- 0	0- 0	NON-CONFERENCE	0- 1	0- 2	3- 3				
0- 1	0- 0	0- 0	HOME	0- 0	0- 0	0- 1				
2- 4	0- 0	0- 0	AWAY	0- 1	0- 1	2- 2				
1- 1	0- 0	0- 0	NEUTRAL	0- 0	0- 1	1- 0				
9- 10	0- 0	0- 0	CONFERENCE	0- 0	0- 0	9- 10				
7- 2	0- 0	0- 0	HOME	0- 0	0- 0	7- 2				
2- 7	0- 0	0- 0	AWAY	0- 0	0- 0	2- 7				
0- 1	0- 0	0- 0	NEUTRAL	0- 0	0- 0	0- 1				

RPI S	Opponent	Score	RPI S	Opponent	Score	RPI S	Opponent	Score	RPI S	Opponent	Score	Team's RPI: 307
						78 A	Arkansas	58 97	102 N	Navy	48 72	
									125 A	Texas	53 80	
									179 A	Texas Southern	66 73	
									179 H	Texas Southern	58 67	
									187 A	Eastern Ky.	56 64	
									195 A	Prairie View	53 59	
									195 H	Prairie View	62 56	
									195 N	Prairie View	60 66	
									235 A	Mississippi Val.	64 78	
									235 H	Mississippi Val.	73 68	
									255 N	Marshall	67 63	
									279 A	Southern U.	54 56	
									279 H	Southern U.	59 72	
									281 A	La.-Lafayette	57 68	
									294 H	Southeastern La.	54 66	
									308 A	Grambling	61 54	
									308 H	Grambling	71 67	
									316 A	Alabama A&M	48 66	
									316 H	Alabama A&M	52 45	
									319 A	Ark.-Pine Bluff	64 70	
									319 H	Ark.-Pine Bluff	70 59	
									334 A	Alabama St.	62 76	
									334 H	Alabama St.	70 67	
									340 A	Alcorn	40 34	
									340 H	Alcorn	59 56	
									344 A	Houston Baptist	65 57	
LAST 12 Division I GAMES:												
			195 N	Prairie View	60 66		195 H	Prairie View	62 56			
			316 H	Alabama A&M	52 45		179 H	Texas Southern	58 67			
			334 H	Alabama St.	70 67		279 A	Southern U.	54 56			
			319 A	Ark.-Pine Bluff	64 70		340 A	Alcorn	40 34			
			235 A	Mississippi Val.	64 78		319 H	Ark.-Pine Bluff	70 59			
			308 H	Grambling	71 67		235 H	Mississippi Val.	73 68			

Non-Div I Games:

Jackson St.

■ Loss,
 ■ Non-Conf,
 S Site,
 ■ Home
 ■ Away
 N Neutral

RPI	S	Opponent	Score
345	A	New Orleans	82 51

J
a
c
k
s
o
n
s
t
.

J
a
c
k
s
o
n
s
t
.

Jackson St.

Jacksonville

Through Games Of Sunday, March 17, 2013

Average RPI Win:	296	WON-LOST	WINNING	LAST 12	STRENGTH OF	OPP. STRENGTH	TEAM	ADJ.	CONF.	ADJ CONF.
Average RPI Loss:	176	RECORD	PCT. RANK	GAMES	SCHEDULE	OF SCHEDULE	RPI	RPI	RPI	RPI
DIV. I ONLY	11- 19	248	4- 8	327	301	306	306	29	29	
DIV. I NON-CONF.	5- 8	220	0- 1	321	289	304	304	27	27	
TOTALS	RPI 1-25	RPI 26-50	W-L RECORDS	RPI 51-100	RPI 101-150	RPI 150+				
11- 19	0- 0	0- 0	OVERALL	0- 6	0- 3	11- 10				
9- 6	0- 0	0- 0	HOME	0- 3	0- 1	9- 2				
2- 13	0- 0	0- 0	AWAY	0- 3	0- 2	2- 8				
0- 0	0- 0	0- 0	NEUTRAL	0- 0	0- 0	0- 0				
5- 8	0- 0	0- 0	NON-CONFERENCE	0- 2	0- 0	5- 6				
4- 3	0- 0	0- 0	HOME	0- 1	0- 0	4- 2				
1- 5	0- 0	0- 0	AWAY	0- 1	0- 0	1- 4				
0- 0	0- 0	0- 0	NEUTRAL	0- 0	0- 0	0- 0				
6- 11	0- 0	0- 0	CONFERENCE	0- 4	0- 3	6- 4				
5- 3	0- 0	0- 0	HOME	0- 2	0- 1	5- 0				
1- 8	0- 0	0- 0	AWAY	0- 2	0- 2	1- 4				
0- 0	0- 0	0- 0	NEUTRAL	0- 0	0- 0	0- 0				

RPI 1-25			RPI 26-50			RPI 51-100			RPI 101+			Team's RPI: 306			
RPI	S	Opponent	Score	RPI	S	Opponent	Score	RPI	S	Opponent	Score	RPI	S	Opponent	Score
								52	A	FGCU	57 74	149	A	Mercer	53 63
								52	H	FGCU	49 80	149	A	Mercer	61 68
								56	H	South Fla.	52 92	149	H	Mercer	68 72
								89	A	Stetson	56 73	159	A	South Carolina St.	45 68
								89	H	Stetson	51 72	168	A	Northern Ky.	71 76
								95	A	Auburn	49 85	168	H	Northern Ky.	65 60
												198	A	Clemson	58 87
												224	A	Fla. Atlantic	79 96
												253	A	East Tenn. St.	57 74
												253	H	East Tenn. St.	90 81
												270	A	USC Upstate	53 72
												270	H	USC Upstate	73 54
												278	A	North Florida	63 66
												278	H	North Florida	57 55
												295	H	Vermont	78 67
												296	H	Florida A&M	69 72
												297	H	Troy	83 88
												318	H	Bethune-Cookman	68 54
												329	A	Kennesaw St.	51 57
												329	H	Kennesaw St.	64 52
												330	H	Savannah St.	72 60
												337	A	Lipscomb	67 55
												337	H	Lipscomb	58 45
												342	A	Jacksonville St.	72 69
LAST 12 Division I GAMES:															
149	A	Mercer	53 63	149	A	Mercer	61 68								
168	A	Northern Ky.	71 76	329	A	Kennesaw St.	51 57								
337	A	Lipscomb	67 55	89	H	Stetson	51 72								
270	H	USC Upstate	73 54	52	H	FGCU	49 80								
253	H	East Tenn. St.	90 81	253	A	East Tenn. St.	57 74								
278	H	North Florida	57 55	270	A	USC Upstate	53 72								

Non-Div I Games:

Jacksonville

Loss, Non-Conf, S Site, H Home A Away N Neutral

Average RPI Win:	276	WON-LOST	WINNING	LAST 12	STRENGTH OF	OPP. STRENGTH	TEAM	ADJ.	CONF.	ADJ CONF.
Average RPI Loss:	214	RECORD	PCT. RANK	GAMES	SCHEDULE	OF SCHEDULE	RPI	RPI	RPI	RPI
DIV. I ONLY	1- 26	343	1- 11	277	326	342	342	28	28	
DIV. I NON-CONF.	0- 11	337	0- 0	272	334	343	343	29	29	
TOTALS	RPI 1-25	RPI 26-50	W-L RECORDS	RPI 51-100	RPI 101-150	RPI 150+				
1- 26	0- 0	0- 1	OVERALL	0- 0	0- 3	1- 22				
1- 10	0- 0	0- 0	HOME	0- 0	0- 0	1- 10				
0- 15	0- 0	0- 1	AWAY	0- 0	0- 3	0- 11				
0- 1	0- 0	0- 0	NEUTRAL	0- 0	0- 0	0- 1				
0- 11	0- 0	0- 1	NON-CONFERENCE	0- 0	0- 1	0- 9				
0- 3	0- 0	0- 0	HOME	0- 0	0- 0	0- 3				
0- 7	0- 0	0- 1	AWAY	0- 0	0- 1	0- 5				
0- 1	0- 0	0- 0	NEUTRAL	0- 0	0- 0	0- 1				
1- 15	0- 0	0- 0	CONFERENCE	0- 0	0- 2	1- 13				
1- 7	0- 0	0- 0	HOME	0- 0	0- 0	1- 7				
0- 8	0- 0	0- 0	AWAY	0- 0	0- 2	0- 6				
0- 0	0- 0	0- 0	NEUTRAL	0- 0	0- 0	0- 0				

RPI S	Opponent	Score	RPI S	Opponent	Score	RPI S	Opponent	Score	RPI S	Opponent	Score	Team's RPI: 342
37	A Chattanooga	59 72							106	A UT Martin	63 93	
									136	A Eastern Ill.	53 76	
									149	A Mercer	51 63	
									158	N Campbell	53 66	
									166	A Tennessee Tech	52 79	
									166	H Tennessee Tech	51 73	
									175	A Alabama	43 80	
									187	A Eastern Ky.	69 80	
									187	H Eastern Ky.	51 69	
									189	A SIU Edwardsville	58 80	
									194	A Belmont	49 69	
									194	H Belmont	62 68	
									196	A Mississippi St.	54 69	
									213	A Tennessee St.	67 76	
									213	H Tennessee St.	68 88	
									230	H Samford	45 48	
									240	H Murray St.	58 68	
									250	A Georgia St.	50 79	
									276	H Southeast Mo. St.	60 57	
									278	A North Florida	45 52	
									306	H Jacksonville	69 72	
									310	H Austin Peay	71 78	
									311	A Morehead St.	54 68	
									311	H Morehead St.	59 70	
									329	H Kennesaw St.	50 51	
									337	A Lipscomb	54 67	
LAST 12 Division I GAMES:												
194	A Belmont	49 69	310	H Austin Peay	71 78							
276	H Southeast Mo. St.	60 57	240	H Murray St.	58 68							
311	A Morehead St.	54 68	213	A Tennessee St.	67 76							
187	A Eastern Ky.	69 80	187	H Eastern Ky.	51 69							
166	A Tennessee Tech	52 79	189	A SIU Edwardsville	58 80							
311	H Morehead St.	59 70	136	A Eastern Ill.	53 76							

Non-Div I Games: Reinhardt

60 65

Jacksonville St.

■ Loss,
 ■ Non-Conf,
 ■ S Site,
 ■ Home
 ■ A Away
 N Neutral

Through Games of Sunday, March 17, 1918									
Average RPI Win: 211	WON-LOST	WINNING	LAST 12	STRENGTH OF	OPP. STRENGTH	TEAM	ADJ.	CONF.	ADJ CONF.
Average RPI Loss: 63	RECORD	PCT. RANK	GAMES	SCHEDULE	OF SCHEDULE	RPI	RPI	RPI	RPI
DIV. I ONLY	22- 10	62	9- 3	74	150	71	71	14	14
DIV. I NON-CONF.	6- 6	160	0- 0	22	152	106	106	15	15

TOTALS	RPI 1-25	RPI 26-50	W-L RECORDS	RPI 51-100	RPI 101-150	RPI 150+			
22- 10	1- 2	0- 2	OVERALL	2- 5	5- 1	14- 0			
11- 5	0- 1	0- 1	HOME	0- 2	3- 1	8- 0			
8- 3	0- 1	0- 1	AWAY	1- 1	2- 0	5- 0			
3- 2	1- 0	0- 0	NEUTRAL	1- 2	0- 0	1- 0			
6- 6	1- 0	0- 2	NON-CONFERENCE	1- 3	1- 1	3- 0			
4- 3	0- 0	0- 1	HOME	0- 1	1- 1	3- 0			
0- 2	0- 0	0- 1	AWAY	0- 1	0- 0	0- 0			
2- 1	1- 0	0- 0	NEUTRAL	1- 1	0- 0	0- 0			
16- 4	0- 2	0- 0	CONFERENCE	1- 2	4- 0	11- 0			
7- 2	0- 1	0- 0	HOME	0- 1	2- 0	5- 0			
8- 1	0- 1	0- 0	AWAY	1- 0	2- 0	5- 0			
1- 1	0- 0	0- 0	NEUTRAL	0- 1	0- 0	1- 0			

RPI	S	Opponent	Score	RPI	S	Opponent	Score	RPI	S	Opponent	Score	RPI	S	Opponent	Score
18	A	Delaware	60 61	36	A	Duquesne	57 62	54	N	Wichita St.	63 58	103	H	Richmond	66 70
18	H	Delaware	64 71	40	H	Quinnipiac	60 65	60	H	Liberty	48 60	133	H	American	65 49
21	N	Green Bay	89 86					83	A	Drexel	62 53	135	A	Old Dominion	68 56
								83	H	Drexel	46 48	135	H	Old Dominion	77 61
								83	N	Drexel	34 50	140	A	Hofstra	68 60
								84	N	Minnesota	62 80	140	H	Hofstra	85 62
								100	A	Virginia	57 78	165	H	Northeastern	68 65
												240	H	Murray St.	71 51
												250	A	Georgia St.	65 49
												267	A	Towson	75 61
												267	H	Towson	79 45
												267	N	Towson	59 48
												282	A	William & Mary	68 63
												282	H	William & Mary	82 52
												286	A	UNC Wilmington	60 39
												286	H	UNC Wilmington	74 43
												291	A	George Mason	71 55
												291	H	George Mason	67 56
												305	H	Ga. Southern	93 44
												326	H	Maine	88 34
LAST 12 Division I GAMES:															
		83	N	Drexel	34	50			267	H	Towson	79	45		
		267	N	Towson	59	48			140	A	Hofstra	68	60		
		83	A	Drexel	62	53			135	A	Old Dominion	68	56		
		291	H	George Mason	67	56			18	H	Delaware	64	71		
		135	H	Old Dominion	77	61			286	H	UNC Wilmington	74	43		
		18	A	Delaware	60	61			282	A	William & Mary	68	63		

Non-Div I Games:

James Madison

Kansas

Through Games Of Sunday, March 17, 2013

Average RPI Win:	143	WON-LOST	WINNING	LAST 12	STRENGTH OF	OPP. STRENGTH	TEAM	ADJ.	CONF.	ADJ CONF.
Average RPI Loss:	40	RECORD	PCT. RANK	GAMES	SCHEDULE	OF SCHEDULE	RPI	RPI	RPI	RPI
DIV. I ONLY	17- 13	124	5- 7	32	14	58	58	1	1	
DIV. I NON-CONF.	8- 2	40	0- 0	89	167	32	32	1	1	
TOTALS	RPI 1-25	RPI 26-50	W-L RECORDS	RPI 51-100	RPI 101-150	RPI 150+				
17- 13	1- 5	2- 5	OVERALL	4- 2	2- 1	8- 0				
12- 4	1- 1	1- 2	HOME	2- 1	2- 0	6- 0				
4- 8	0- 3	1- 3	AWAY	2- 1	0- 1	1- 0				
1- 1	0- 1	0- 0	NEUTRAL	0- 0	0- 0	1- 0				
8- 2	0- 1	1- 0	NON-CONFERENCE	1- 1	1- 0	5- 0				
7- 0	0- 0	0- 0	HOME	1- 0	1- 0	5- 0				
1- 2	0- 1	1- 0	AWAY	0- 1	0- 0	0- 0				
0- 0	0- 0	0- 0	NEUTRAL	0- 0	0- 0	0- 0				
9- 11	1- 4	1- 5	CONFERENCE	3- 1	1- 1	3- 0				
5- 4	1- 1	1- 2	HOME	1- 1	1- 0	1- 0				
3- 6	0- 2	0- 3	AWAY	2- 0	0- 1	1- 0				
1- 1	0- 1	0- 0	NEUTRAL	0- 0	0- 0	1- 0				

RPI	S	Opponent	Score	RPI	S	Opponent	Score	RPI	S	Opponent	Score	RPI	S	Opponent	Score
1	A	Baylor	45 86	30	A	Oklahoma	77 85	55	A	West Virginia	60 59	125	A	Texas	83 93
1	H	Baylor	60 82	30	H	Oklahoma	81 71	55	H	West Virginia	56 72	125	H	Texas	76 38
9	A	California	79 88	38	A	Oklahoma St.	59 76	62	A	Kansas St.	89 80	132	H	Idaho St.	52 36
24	A	Iowa St.	68 83	38	H	Oklahoma St.	52 65	62	H	Kansas St.	72 63	163	H	Wake Forest	64 58
24	H	Iowa St.	78 75	41	A	Creighton	58 48	78	A	Arkansas	56 64	188	A	TCU	76 75
24	N	Iowa St.	62 77	48	A	Texas Tech	63 70	84	H	Minnesota	65 53	188	H	TCU	74 67
				48	H	Texas Tech	70 72					188	N	TCU	83 61
LAST 12 Division I GAMES:															
		24	N	Iowa St.	62	77				125	A	Texas	83	93	
		188	N	TCU	83	61				30	H	Oklahoma	81	71	
		188	H	TCU	74	67				188	A	TCU	76	75	
		30	A	Oklahoma	77	85				55	H	West Virginia	56	72	
		24	A	Iowa St.	68	83				1	A	Baylor	45	86	
		48	H	Texas Tech	70	72				62	A	Kansas St.	89	80	

Non-Div I Games: Newman 97 64

Kansas

Loss, Non-Conf, S Site, H Home A Away N Neutral

Average RPI Win: 154		WON-LOST	WINNING	LAST 12	STRENGTH OF	OPP. STRENGTH	TEAM	ADJ.	CONF.	ADJ CONF.
Average RPI Loss: 38		RECORD	PCT. RANK	GAMES	SCHEDULE	OF SCHEDULE	RPI	RPI	RPI	RPI
DIV. I ONLY		15- 17	179	3- 9	7	20	62	62	1	1
DIV. I NON-CONF.		9- 3	55	0- 0	17	160	24	24	1	1
TOTALS	RPI 1-25	RPI 26-50		W-L RECORDS		RPI 51-100	RPI 101-150	RPI 150+		
15- 17	0- 7	2- 4		OVERALL		2- 5	3- 1	8- 0		
8- 6	0- 2	2- 1		HOME		0- 3	2- 0	4- 0		
6- 8	0- 2	0- 3		AWAY		2- 2	0- 1	4- 0		
1- 3	0- 3	0- 0		NEUTRAL		0- 0	1- 0	0- 0		
9- 3	0- 2	0- 0		NON-CONFERENCE		2- 1	1- 0	6- 0		
4- 1	0- 0	0- 0		HOME		0- 1	1- 0	3- 0		
5- 0	0- 0	0- 0		AWAY		2- 0	0- 0	3- 0		
0- 2	0- 2	0- 0		NEUTRAL		0- 0	0- 0	0- 0		
6- 14	0- 5	2- 4		CONFERENCE		0- 4	2- 1	2- 0		
4- 5	0- 2	2- 1		HOME		0- 2	1- 0	1- 0		
1- 8	0- 2	0- 3		AWAY		0- 2	0- 1	1- 0		
1- 1	0- 1	0- 0		NEUTRAL		0- 0	1- 0	0- 0		

RPI 1-25				RPI 26-50				RPI 51-100				RPI 101+			
RPI	S	Opponent	Score	RPI	S	Opponent	Score	RPI	S	Opponent	Score	RPI	S	Opponent	Score
1	A	Baylor	68 90	30	A	Oklahoma	57 72	53	A	Charlotte	67 63	125	A	Texas	40 59
1	H	Baylor	69 90	30	H	Oklahoma	68 74	54	A	Wichita St.	48 43	125	H	Texas	68 47
1	N	Baylor	47 80	38	A	Oklahoma St.	45 80	55	A	West Virginia	57 66	125	N	Texas	51 49
2	N	Notre Dame	57 87	38	H	Oklahoma St.	76 70	55	H	West Virginia	52 66	132	H	Idaho St.	62 54
10	N	Texas A&M	60 83	48	A	Texas Tech	50 59	58	A	Kansas	63 72	155	A	UC Santa Barbara	60 45
24	A	Iowa St.	71 87	48	H	Texas Tech	68 62	58	H	Kansas	80 89	182	H	South Dakota	68 54
24	H	Iowa St.	50 69					91	H	UTEP	50 52	188	A	TCU	57 54
												188	H	TCU	59 58
												213	A	Tennessee St.	62 47
												235	H	Mississippi Val.	64 57
												260	A	UNLV	80 54
												319	H	Ark.-Pine Bluff	89 55
LAST 12 Division I GAMES:															
				1	N	Baylor	47 80	30	A	Oklahoma	57 72				
				125	N	Texas	51 49	38	A	Oklahoma St.	45 80				
				1	A	Baylor	68 90	125	H	Texas	68 47				
				48	H	Texas Tech	68 62	24	A	Iowa St.	71 87				
				55	A	West Virginia	57 66	30	H	Oklahoma	68 74				
				24	H	Iowa St.	50 69	58	H	Kansas	80 89				

Non-Div I Games:

Kansas St.

■ Loss, ■ Non-Conf, S Site, H Home A Away N Neutral

Average RPI Win:	315	WON-LOST	WINNING	LAST 12	STRENGTH OF	OPP. STRENGTH	TEAM	ADJ.	CONF.	ADJ CONF.
Average RPI Loss:	194	RECORD	PCT. RANK	GAMES	SCHEDULE	OF SCHEDULE	RPI	RPI	RPI	RPI
DIV. I ONLY	7- 24	315	3- 9	332	307	329	329	29	29	
DIV. I NON-CONF.	4- 10	269	0- 2	340	313	328	328	27	27	
TOTALS	RPI 1-25	RPI 26-50	W-L RECORDS	RPI 51-100	RPI 101-150	RPI 150+				
7- 24	0- 0	0- 1	OVERALL	0- 7	0- 2	7- 14				
4- 8	0- 0	0- 0	HOME	0- 2	0- 1	4- 5				
3- 14	0- 0	0- 1	AWAY	0- 3	0- 1	3- 9				
0- 2	0- 0	0- 0	NEUTRAL	0- 2	0- 0	0- 0				
4- 10	0- 0	0- 1	NON-CONFERENCE	0- 2	0- 0	4- 7				
2- 2	0- 0	0- 0	HOME	0- 0	0- 0	2- 2				
2- 7	0- 0	0- 1	AWAY	0- 1	0- 0	2- 5				
0- 1	0- 0	0- 0	NEUTRAL	0- 1	0- 0	0- 0				
3- 14	0- 0	0- 0	CONFERENCE	0- 5	0- 2	3- 7				
2- 6	0- 0	0- 0	HOME	0- 2	0- 1	2- 3				
1- 7	0- 0	0- 0	AWAY	0- 2	0- 1	1- 4				
0- 1	0- 0	0- 0	NEUTRAL	0- 1	0- 0	0- 0				

RPI S	Opponent	Score	RPI S	Opponent	Score	RPI S	Opponent	Score	RPI S	Opponent	Score	Team's RPI: 329
			42 A	Middle Tenn.	45 87	52 A	FGCU	36 74	149 A	Mercer	36 57	
						52 H	FGCU	35 62	149 H	Mercer	46 71	
						52 N	FGCU	47 73	168 A	Northern Ky.	49 65	
						88 N	Davidson	54 63	168 H	Northern Ky.	49 55	
						89 A	Stetson	46 74	250 A	Georgia St.	42 63	
						89 H	Stetson	52 57	253 A	East Tenn. St.	65 69	
						99 A	Georgia Tech	51 80	253 H	East Tenn. St.	59 61	
									270 A	USC Upstate	48 57	
									270 H	USC Upstate	52 61	
									278 A	North Florida	49 52	
									278 H	North Florida	50 40	
									297 H	Troy	72 65	
									302 H	Gardner-Webb	59 68	
									303 A	Texas St.	61 75	
									305 H	Ga. Southern	53 39	
									306 A	Jacksonville	52 64	
									306 H	Jacksonville	57 51	
									311 A	Morehead St.	49 50	
									324 A	Wofford	49 66	
									337 A	Lipscomb	55 39	
									337 H	Lipscomb	53 55	
									341 A	UNC Asheville	71 62	
									342 A	Jacksonville St.	51 50	
LAST 12 Division I GAMES:												
			52 N	FGCU	47 73	270 A	USC Upstate	48 57				
			52 A	FGCU	36 74	278 H	North Florida	50 40				
			89 A	Stetson	46 74	306 H	Jacksonville	57 51				
			168 H	Northern Ky.	49 55	149 A	Mercer	36 57				
			337 H	Lipscomb	53 55	337 A	Lipscomb	55 39				
			253 A	East Tenn. St.	65 69	168 A	Northern Ky.	49 65				

Non-Div I Games:

Kennesaw St.

■ Loss,
■ Non-Conf,
■ S Site,
■ Home
■ A Away
N Neutral

Average RPI Win:	254	WON-LOST	WINNING	LAST 12	STRENGTH OF	OPP. STRENGTH	TEAM	ADJ.	CONF.	ADJ CONF.
Average RPI Loss:	197	RECORD	PCT. RANK	GAMES	SCHEDULE	OF SCHEDULE	RPI	RPI	RPI	RPI
DIV. I ONLY	3- 27	338	1- 11	296	248	338	338	18	18	
DIV. I NON-CONF.	2- 11	313	0- 0	330	267	344	344	19	19	
TOTALS	RPI 1-25	RPI 26-50	W-L RECORDS	RPI 51-100	RPI 101-150	RPI 150+				
3- 27	0- 0	0- 2	OVERALL	0- 0	1- 7	2- 18				
2- 12	0- 0	0- 0	HOME	0- 0	1- 4	1- 8				
1- 13	0- 0	0- 0	AWAY	0- 0	0- 1	1- 0				
0- 2	0- 0	0- 0	NEUTRAL	0- 0	0- 0	0- 2				
2- 11	0- 0	0- 0	NON-CONFERENCE	0- 0	1- 2	1- 9				
2- 4	0- 0	0- 0	HOME	0- 0	1- 2	1- 2				
0- 5	0- 0	0- 0	AWAY	0- 0	0- 0	0- 5				
0- 2	0- 0	0- 0	NEUTRAL	0- 0	0- 0	0- 2				
1- 16	0- 0	0- 2	CONFERENCE	0- 0	0- 5	1- 9				
0- 8	0- 0	0- 0	HOME	0- 0	0- 2	0- 6				
1- 8	0- 0	0- 2	AWAY	0- 0	0- 3	1- 3				
0- 0	0- 0	0- 0	NEUTRAL	0- 0	0- 0	0- 0				

RPI S	Opponent	Score	RPI S	Opponent	Score	RPI S	Opponent	Score	RPI S	Opponent	Score	Team's RPI: 338
46	A Toledo	45 82	50	A Central Mich.	44 91				101	H Western Ky.	53 59	
									107	H Saint Francis (PA)	67 81	
									108	A Bowling Green	35 76	
									108	A Bowling Green	33 69	
									108	H Bowling Green	43 51	
									113	A Akron	58 93	
									113	H Akron	71 77	
									122	H Temple	71 62	
									174	A Miami (OH)	39 73	
									174	H Miami (OH)	48 76	
									180	A Ball St.	44 59	
									181	H Cincinnati	41 59	
									187	A Eastern Ky.	42 56	
									215	A St. Bonaventure	42 79	
									232	A Niagara	55 82	
									248	H Eastern Mich.	45 64	
									257	H Western Mich.	40 58	
									258	A Buffalo	45 81	
									258	H Buffalo	54 69	
									277	H Robert Morris	51 60	
									284	H Northern Ill.	47 52	
									296	N Florida A&M	56 70	
									300	A Massachusetts	53 83	
									305	N Ga. Southern	47 71	
									311	A Morehead St.	50 51	
									318	H Bethune-Cookman	73 55	
LAST 12 Division I GAMES:												
108	A Bowling Green	35 76	46	A Toledo	45 82							
108	H Bowling Green	43 51	284	H Northern Ill.	47 52							
258	A Buffalo	45 81	257	H Western Mich.	40 58							
174	A Miami (OH)	39 73	321	A Ohio	57 55							
113	H Akron	71 77	50	A Central Mich.	44 91							
321	H Ohio	55 61	174	H Miami (OH)	48 76							

Non-Div I Games:

Kent St.

RPI	S	Opponent	Score	
321	A	Ohio	57	55
321	H	Ohio	55	61

K
e
n
t
S
t
.

K
e
n
t
S
t
.

Kent St.

Average RPI Win: 118	WON-LOST	WINNING	LAST 12	STRENGTH OF	OPP. STRENGTH	TEAM	ADJ.	CONF.	ADJ CONF.
Average RPI Loss: 16	RECORD	PCT. RANK	GAMES	SCHEDULE	OF SCHEDULE	RPI	RPI	RPI	RPI
DIV. I ONLY	27- 5	15	9- 3	14	28	8	8	3	3
DIV. I NON-CONF.	12- 1	5	0- 0	100	88	17	17	6	6
TOTALS	RPI 1-25	RPI 26-50	W-L RECORDS	RPI 51-100	RPI 101-150	RPI 150+			
27- 5	6- 4	6- 1	OVERALL	4- 0	1- 0	10- 0			
16- 1	3- 1	4- 0	HOME	2- 0	1- 0	6- 0			
9- 3	2- 2	1- 1	AWAY	2- 0	0- 0	4- 0			
2- 1	1- 1	1- 0	NEUTRAL	0- 0	0- 0	0- 0			
12- 1	1- 1	3- 0	NON-CONFERENCE	0- 0	1- 0	7- 0			
9- 0	0- 0	3- 0	HOME	0- 0	1- 0	5- 0			
3- 1	1- 1	0- 0	AWAY	0- 0	0- 0	2- 0			
0- 0	0- 0	0- 0	NEUTRAL	0- 0	0- 0	0- 0			
15- 4	5- 3	3- 1	CONFERENCE	4- 0	0- 0	3- 0			
7- 1	3- 1	1- 0	HOME	2- 0	0- 0	1- 0			
6- 2	1- 1	1- 1	AWAY	2- 0	0- 0	2- 0			
2- 1	1- 1	1- 0	NEUTRAL	0- 0	0- 0	0- 0			

RPI	S	Opponent	Score	RPI	S	Opponent	Score	RPI	S	Opponent	Score	RPI	S	Opponent	Score
1	A	Baylor	51 85	26	H	DePaul	96 64	72	H	Florida	76 69	141	H	High Point	80 46
7	H	Tennessee	78 65	29	A	Vanderbilt	75 53	78	A	Arkansas	80 74	155	A	UC Santa Barbara	66 38
10	A	Texas A&M	70 66	29	N	Vanderbilt	76 65	95	H	Auburn	97 53	174	H	Miami (OH)	92 53
10	H	Texas A&M	65 62	34	A	LSU	72 77	97	A	Missouri	69 43	175	A	Alabama	87 70
10	N	Texas A&M	67 75	34	H	LSU	73 60					196	H	Mississippi St.	100 47
17	A	South Carolina	50 55	42	H	Middle Tenn.	68 46					244	A	Ole Miss	90 65
17	H	South Carolina	78 74	43	H	Marist	78 56					270	H	USC Upstate	100 34
19	H	Georgia	71 75									271	A	Pepperdine	80 62
19	N	Georgia	60 38									273	H	Delaware St.	90 50
22	A	Louisville	48 47									311	H	Morehead St.	73 37
												340	H	Alcorn	90 23
LAST 12 Division I GAMES:															
10	N	Texas A&M	67 75	10	A	Texas A&M	70 66								
19	N	Georgia	60 38	17	H	South Carolina	78 74								
29	N	Vanderbilt	76 65	29	A	Vanderbilt	75 53								
7	H	Tennessee	78 65	78	A	Arkansas	80 74								
244	A	Ole Miss	90 65	19	H	Georgia	71 75								
34	A	LSU	72 77	34	H	LSU	73 60								

Non-Div I Games:

Kentucky

■ Loss,
■ Non-Conf, S Site,
■ Home
■ Away
N Neutral

Average RPI Win:	249	WON-LOST	WINNING	LAST 12	STRENGTH OF	OPP. STRENGTH	TEAM	ADJ.	CONF.	ADJ CONF.
Average RPI Loss:	191	RECORD	PCT. RANK	GAMES	SCHEDULE	OF SCHEDULE	RPI	RPI	RPI	RPI
DIV. I ONLY	7- 22	307	3- 9	284	283	317	317	24	24	
DIV. I NON-CONF.	3- 8	276	0- 0	285	249	313	313	22	22	
TOTALS	RPI 1-25	RPI 26-50	W-L RECORDS	RPI 51-100	RPI 101-150	RPI 150+				
7- 22	0- 0	0- 2	OVERALL	0- 2	2- 2	5- 16				
4- 10	0- 0	0- 1	HOME	0- 0	2- 0	2- 9				
3- 10	0- 0	0- 1	AWAY	0- 2	0- 2	3- 5				
0- 2	0- 0	0- 0	NEUTRAL	0- 0	0- 0	0- 2				
3- 8	0- 0	0- 0	NON-CONFERENCE	0- 2	0- 1	3- 5				
2- 3	0- 0	0- 0	HOME	0- 0	0- 0	2- 3				
1- 3	0- 0	0- 0	AWAY	0- 2	0- 1	1- 0				
0- 2	0- 0	0- 0	NEUTRAL	0- 0	0- 0	0- 2				
4- 14	0- 0	0- 2	CONFERENCE	0- 0	2- 1	2- 11				
2- 7	0- 0	0- 1	HOME	0- 0	2- 0	0- 6				
2- 7	0- 0	0- 1	AWAY	0- 0	0- 1	2- 5				
0- 0	0- 0	0- 0	NEUTRAL	0- 0	0- 0	0- 0				

RPI S	Opponent	Score	RPI S	Opponent	Score	RPI S	Opponent	Score	RPI S	Opponent	Score	Team's RPI: 317
40	A Quinnipiac	60 67	40	H Quinnipiac	45 66	59	A Albany (NY)	50 67	107	H Saint Francis (PA)	61 43	
						85	A Rutgers	32 58	117	A Sacred Heart	47 61	
									117	H Sacred Heart	73 68	
									148	A Hawaii	33 52	
									175	N Alabama	58 80	
									181	N Cincinnati	48 59	
									190	H Penn	40 54	
									200	A Monmouth	60 69	
									200	H Monmouth	62 63	
									202	A Mt. St. Mary's	39 51	
									202	H Mt. St. Mary's	41 66	
									203	A Central Conn. St.	54 63	
									237	H Colgate	61 75	
									247	A Bryant	49 64	
									261	A St. Francis Brooklyn	62 70	
									261	H St. Francis Brooklyn	58 69	
									264	A Fairleigh Dickinson	70 62	
									264	H Fairleigh Dickinson	63 64	
									267	H Towson	65 63	
									277	H Robert Morris	41 47	
									285	H UMKC	66 70	
									321	H Ohio	63 54	
									331	A Wagner	61 41	
									331	H Wagner	70 74	
									336	A Columbia	53 42	
LAST 12 Division I GAMES:												
117	H Sacred Heart	73 68	264	H Fairleigh Dickinson	63 64							
40	H Quinnipiac	45 66	261	A St. Francis Brooklyn	62 70							
202	A Mt. St. Mary's	39 51	107	H Saint Francis (PA)	61 43							
331	A Wagner	61 41	277	H Robert Morris	41 47							
203	A Central Conn. St.	54 63	261	H St. Francis Brooklyn	58 69							
200	A Monmouth	60 69	247	A Bryant	49 64							

Non-Div I Games:

LIU Brooklyn

■ Loss,
■ Non-Conf,
■ S Site,
■ H Home
■ A Away
N Neutral

Average RPI Win:	137	WON-LOST	WINNING	LAST 12	STRENGTH OF	OPP. STRENGTH	TEAM	ADJ.	CONF.	ADJ CONF.
Average RPI Loss:	46	RECORD	PCT. RANK	GAMES	SCHEDULE	OF SCHEDULE	RPI	RPI	RPI	RPI
DIV. I ONLY	20- 11	86	8- 4	18	55	34	34	3	3	
DIV. I NON-CONF.	9- 4	75	0- 0	95	155	74	74	6	6	
TOTALS	RPI 1-25	RPI 26-50	W-L RECORDS	RPI 51-100	RPI 101-150	RPI 150+				
20- 11	3- 5	1- 0	OVERALL	5- 6	2- 0	9- 0				
13- 3	2- 2	1- 0	HOME	1- 1	1- 0	8- 0				
5- 7	1- 2	0- 0	AWAY	2- 5	1- 0	1- 0				
2- 1	0- 1	0- 0	NEUTRAL	2- 0	0- 0	0- 0				
9- 4	0- 0	0- 0	NON-CONFERENCE	2- 4	2- 0	5- 0				
7- 1	0- 0	0- 0	HOME	1- 1	1- 0	5- 0				
1- 3	0- 0	0- 0	AWAY	0- 3	1- 0	0- 0				
1- 0	0- 0	0- 0	NEUTRAL	1- 0	0- 0	0- 0				
11- 7	3- 5	1- 0	CONFERENCE	3- 2	0- 0	4- 0				
6- 2	2- 2	1- 0	HOME	0- 0	0- 0	3- 0				
4- 4	1- 2	0- 0	AWAY	2- 2	0- 0	1- 0				
1- 1	0- 1	0- 0	NEUTRAL	1- 0	0- 0	0- 0				

RPI S	Opponent	Score	RPI S	Opponent	Score	Team's RPI: 34	RPI S	Opponent	Score	RPI S	Opponent	Score
7	H Tennessee	62 64	29	H Vanderbilt	54 51		52	A FGCU	70 76	112	H North Carolina St.	81 73
8	A Kentucky	60 73					54	H Wichita St.	72 70	114	A FIU	76 69
8	H Kentucky	77 72					55	N West Virginia	71 63	153	H McNeese St.	82 75
10	A Texas A&M	67 52					72	A Florida	72 77	175	H Alabama	76 42
10	H Texas A&M	57 74					77	A Georgetown	69 71	185	H Louisiana Tech	77 55
17	A South Carolina	59 66					78	A Arkansas	54 63	196	A Mississippi St.	63 41
19	H Georgia	62 54					79	A Hampton	58 67	196	H Mississippi St.	62 42
19	N Georgia	53 71					87	H Tulane	64 66	244	H Ole Miss	84 79
							95	A Auburn	59 55	253	H East Tenn. St.	76 42
							95	N Auburn	65 62	308	H Grambling	90 59
							97	A Missouri	78 74	345	H New Orleans	87 61
LAST 12 Division I GAMES:												
19	N Georgia	53 71	196	A Mississippi St.	63 41							
95	N Auburn	65 62	19	H Georgia	62 54							
10	A Texas A&M	67 52	7	H Tennessee	62 64							
175	H Alabama	76 42	10	H Texas A&M	57 74							
8	H Kentucky	77 72	95	A Auburn	59 55							
97	A Missouri	78 74	8	A Kentucky	60 73							

Non-Div I Games:

LSU

Average RPI Win:	233	WON-LOST	WINNING	LAST 12	STRENGTH OF	OPP. STRENGTH	TEAM	ADJ.	CONF.	ADJ CONF.
Average RPI Loss:	104	RECORD	PCT. RANK	GAMES	SCHEDULE	OF SCHEDULE	RPI	RPI	RPI	RPI
DIV. I ONLY	8- 21	293	3- 9	77	99	210	210	9	9	
DIV. I NON-CONF.	4- 10	269	0- 0	63	149	189	189	8	8	
TOTALS	RPI 1-25	RPI 26-50	W-L RECORDS	RPI 51-100	RPI 101-150	RPI 150+				
8- 21	0- 2	0- 3	OVERALL	0- 7	1- 2	7- 7				
3- 10	0- 0	0- 1	HOME	0- 5	0- 1	3- 3				
5- 11	0- 2	0- 2	AWAY	0- 2	1- 1	4- 4				
0- 0	0- 0	0- 0	NEUTRAL	0- 0	0- 0	0- 0				
4- 10	0- 1	0- 1	NON-CONFERENCE	0- 5	0- 0	4- 3				
1- 5	0- 0	0- 0	HOME	0- 3	0- 0	1- 2				
3- 5	0- 1	0- 1	AWAY	0- 2	0- 0	3- 1				
0- 0	0- 0	0- 0	NEUTRAL	0- 0	0- 0	0- 0				
4- 11	0- 1	0- 2	CONFERENCE	0- 2	1- 2	3- 4				
2- 5	0- 0	0- 1	HOME	0- 2	0- 1	2- 1				
2- 6	0- 1	0- 1	AWAY	0- 0	1- 1	1- 3				
0- 0	0- 0	0- 0	NEUTRAL	0- 0	0- 0	0- 0				

RPI 1-25				RPI 26-50				RPI 51-100				RPI 101+ Team's RPI: 210			
RPI	S	Opponent	Score	RPI	S	Opponent	Score	RPI	S	Opponent	Score	RPI	S	Opponent	Score
13	A	Dayton	47 95	28	A	Villanova	44 49	53	H	Charlotte	56 73	103	A	Richmond	62 67
15	A	North Carolina	55 85	32	A	Saint Joseph's	31 68	59	H	Albany (NY)	36 75	122	A	Temple	71 55
				36	H	Duquesne	46 54	70	H	Fordham	49 69	123	H	Butler	42 59
								72	H	Florida	50 74	154	H	George Washington	57 74
								77	A	Georgetown	61 69	165	H	Northeastern	45 76
								83	H	Drexel	53 56	178	H	Loyola Chicago	50 56
								85	A	Rutgers	50 54	190	A	Penn	56 65
												193	A	Fairfield	60 50
												201	H	Saint Louis	49 46
												203	A	Central Conn. St.	70 46
												204	A	Lehigh	49 48
												212	A	Xavier	53 58
												215	A	St. Bonaventure	58 71
												218	A	VCU	50 69
												300	A	Massachusetts	68 57
												304	H	Rhode Island	72 46
												333	H	Saint Peter's	72 55
LAST 12 Division I GAMES:															
215	A	St. Bonaventure	58 71	212	A	Xavier	53 58								
36	H	Duquesne	46 54	70	H	Fordham	49 69								
53	H	Charlotte	56 73	154	H	George Washington	57 74								
32	A	Saint Joseph's	31 68	300	A	Massachusetts	68 57								
218	A	VCU	50 69	122	A	Temple	71 55								
201	H	Saint Louis	49 46	123	H	Butler	42 59								

Non-Div I Games:

La Salle

■ Loss,
 ■ Non-Conf,
 ■ S Site,
 ■ H Home
 ■ A Away
 N Neutral

La.-Lafayette

Through Games Of Sunday, March 17, 2013

Average RPI Win:	229	WON-LOST	WINNING	LAST 12	STRENGTH OF	OPP. STRENGTH	TEAM	ADJ.	CONF.	ADJ CONF.
Average RPI Loss:	161	RECORD	PCT. RANK	GAMES	SCHEDULE	OF SCHEDULE	RPI	RPI	RPI	RPI
DIV. I ONLY	8- 21	293	3- 9	184	226	281	281	12	12	
DIV. I NON-CONF.	4- 3	137	0- 0	229	345	185	185	14	14	
TOTALS	RPI 1-25	RPI 26-50	W-L RECORDS	RPI 51-100	RPI 101-150	RPI 150+				
8- 21	0- 0	0- 2	OVERALL	2- 1	0- 5	6- 13				
5- 8	0- 0	0- 1	HOME	1- 0	0- 2	4- 5				
2- 12	0- 0	0- 1	AWAY	1- 1	0- 2	1- 8				
1- 1	0- 0	0- 0	NEUTRAL	0- 0	0- 1	1- 0				
4- 3	0- 0	0- 0	NON-CONFERENCE	1- 0	0- 0	3- 3				
2- 1	0- 0	0- 0	HOME	0- 0	0- 0	2- 1				
2- 2	0- 0	0- 0	AWAY	1- 0	0- 0	1- 2				
0- 0	0- 0	0- 0	NEUTRAL	0- 0	0- 0	0- 0				
4- 18	0- 0	0- 2	CONFERENCE	1- 1	0- 5	3- 10				
3- 7	0- 0	0- 1	HOME	1- 0	0- 2	2- 4				
0- 10	0- 0	0- 1	AWAY	0- 1	0- 2	0- 6				
1- 1	0- 0	0- 0	NEUTRAL	0- 0	0- 1	1- 0				

RPI 1-25				RPI 26-50				RPI 51-100				RPI 101+				Team's RPI: 281
RPI	S	Opponent	Score	RPI	S	Opponent	Score	RPI	S	Opponent	Score	RPI	S	Opponent	Score	
				42	A	Middle Tenn.	36 72	65	A	UALR	41 48	101	A	Western Ky.	64 75	
				42	H	Middle Tenn.	45 72	65	H	UALR	56 54	101	H	Western Ky.	58 77	
								87	A	Tulane	65 64	101	N	Western Ky.	57 61	
												114	A	FIU	47 63	
												114	H	FIU	63 64	
												156	A	Nicholls St.	62 71	
												162	A	Arkansas St.	53 77	
												162	H	Arkansas St.	39 48	
												167	A	South Ala.	39 53	
												167	H	South Ala.	43 53	
												222	A	La.-Monroe	50 64	
												222	H	La.-Monroe	63 68	
												224	A	Fla. Atlantic	44 79	
												224	H	Fla. Atlantic	72 57	
												226	H	UC Riverside	37 55	
												227	A	North Texas	59 71	
												227	H	North Texas	46 64	
												227	N	North Texas	80 74	
												233	A	Neb. Omaha	67 79	
												279	A	Southern U.	71 69	
												297	A	Troy	61 68	
												297	H	Troy	63 59	
												307	H	Jackson St.	68 57	
												345	H	New Orleans	68 41	
LAST 12 Division I GAMES:																
				101	N	Western Ky.	57 61	224	H	Fla. Atlantic	72 57					
				227	N	North Texas	80 74	167	A	South Ala.	39 53					
				222	A	La.-Monroe	50 64	222	H	La.-Monroe	63 68					
				65	A	UALR	41 48	297	A	Troy	61 68					
				101	H	Western Ky.	58 77	227	H	North Texas	46 64					
				297	H	Troy	63 59	114	H	FIU	63 64					

Non-Div I Games: Southern-N.O. 71 49 LSU-Shreveport 83 42

La.-Lafayette

■ Loss,
■ Non-Conf, S Site,
■ Home
■ Away
N Neutral

Average RPI Win:	217	WON-LOST	WINNING	LAST 12	STRENGTH OF	OPP. STRENGTH	TEAM	ADJ.	CONF.	ADJ CONF.
Average RPI Loss:	134	RECORD	PCT. RANK	GAMES	SCHEDULE	OF SCHEDULE	RPI	RPI	RPI	RPI
DIV. I ONLY	10- 21	272	6- 6	100	169	222	222	12	12	
DIV. I NON-CONF.	2- 7	301	0- 0	86	230	245	245	14	14	
TOTALS	RPI 1-25	RPI 26-50	W-L RECORDS	RPI 51-100	RPI 101-150	RPI 150+				
10- 21	0- 0	0- 3	OVERALL	0- 4	2- 4	8- 10				
4- 10	0- 0	0- 1	HOME	0- 2	1- 2	3- 5				
5- 10	0- 0	0- 1	AWAY	0- 2	1- 2	4- 5				
1- 1	0- 0	0- 1	NEUTRAL	0- 0	0- 0	1- 0				
2- 7	0- 0	0- 0	NON-CONFERENCE	0- 2	0- 2	2- 3				
1- 3	0- 0	0- 0	HOME	0- 1	0- 1	1- 1				
1- 4	0- 0	0- 0	AWAY	0- 1	0- 1	1- 2				
0- 0	0- 0	0- 0	NEUTRAL	0- 0	0- 0	0- 0				
8- 14	0- 0	0- 3	CONFERENCE	0- 2	2- 2	6- 7				
3- 7	0- 0	0- 1	HOME	0- 1	1- 1	2- 4				
4- 6	0- 0	0- 1	AWAY	0- 1	1- 1	3- 3				
1- 1	0- 0	0- 1	NEUTRAL	0- 0	0- 0	1- 0				

RPI S	Opponent	Score	RPI S	Opponent	Score	RPI S	Opponent	Score	RPI S	Opponent	Score	Team's RPI: 222
42	A Middle Tenn.	53 74	42	H Middle Tenn.	48 66	65	A UALR	54 71	101	A Western Ky.	63 65	
42	N Middle Tenn.	56 59	42	N Middle Tenn.	56 59	65	H UALR	62 69	101	H Western Ky.	57 65	
						69	A SMU	56 76	114	A FIU	71 61	
						87	H Tulane	60 70	114	H FIU	64 53	
									125	A Texas	49 77	
									137	H Lamar	50 72	
									156	A Nicholls St.	60 85	
									162	A Arkansas St.	58 71	
									162	H Arkansas St.	58 77	
									166	A Tennessee Tech	59 48	
									167	A South Ala.	51 61	
									167	H South Ala.	45 55	
									176	H Southern Miss.	73 55	
									206	A Stephen F. Austin	55 80	
									224	A Fla. Atlantic	90 86	
									224	H Fla. Atlantic	72 82	
									224	N Fla. Atlantic	70 63	
									227	A North Texas	51 79	
									227	H North Texas	75 76	
									249	H Central Ark.	49 62	
									281	A La.-Lafayette	68 63	
									281	H La.-Lafayette	64 50	
									297	A Troy	75 69	
									297	H Troy	79 74	
LAST 12 Division I GAMES:												
42	N Middle Tenn.	56 59	162	H Arkansas St.	58 77	227	H North Texas	75 76	281	A La.-Lafayette	68 63	
224	N Fla. Atlantic	70 63	281	A La.-Lafayette	68 63	65	H UALR	62 69	114	A FIU	71 61	
281	H La.-Lafayette	64 50	114	A FIU	71 61	224	A Fla. Atlantic	90 86				
114	H FIU	64 53										
42	A Middle Tenn.	53 74										
101	A Western Ky.	63 65										

Non-Div I Games:

La.-Monroe

■ Loss,
 ■ Non-Conf, S Site,
 ■ Home
 ■ Away
 N Neutral

Lafayette

Through Games Of Sunday, March 17, 2013

Average RPI Win:	225	WON-LOST	WINNING	LAST 12	STRENGTH OF	OPP. STRENGTH	TEAM	ADJ.	CONF.	ADJ CONF.
Average RPI Loss:	137	RECORD	PCT. RANK	GAMES	SCHEDULE	OF SCHEDULE	RPI	RPI	RPI	RPI
DIV. I ONLY	11- 19	248	4- 8	165	149	228	228	15	15	
DIV. I NON-CONF.	7- 8	177	0- 0	232	103	199	199	17	17	
TOTALS	RPI 1-25	RPI 26-50	W-L RECORDS	RPI 51-100	RPI 101-150	RPI 150+				
11- 19	0- 1	0- 2	OVERALL	1- 1	1- 6	9- 9				
6- 7	0- 0	0- 1	HOME	0- 0	1- 2	5- 4				
4- 11	0- 1	0- 1	AWAY	1- 1	0- 4	3- 4				
1- 1	0- 0	0- 0	NEUTRAL	0- 0	0- 0	1- 1				
7- 8	0- 1	0- 2	NON-CONFERENCE	1- 1	0- 0	6- 4				
4- 2	0- 0	0- 1	HOME	0- 0	0- 0	4- 1				
2- 5	0- 1	0- 1	AWAY	1- 1	0- 0	1- 2				
1- 1	0- 0	0- 0	NEUTRAL	0- 0	0- 0	1- 1				
4- 11	0- 0	0- 0	CONFERENCE	0- 0	1- 6	3- 5				
2- 5	0- 0	0- 0	HOME	0- 0	1- 2	1- 3				
2- 6	0- 0	0- 0	AWAY	0- 0	0- 4	2- 2				
0- 0	0- 0	0- 0	NEUTRAL	0- 0	0- 0	0- 0				

RPI 1-25			RPI 26-50			RPI 51-100			RPI 101+			Team's RPI: 228
RPI	S	Opponent	Score	RPI	S	Opponent	Score	RPI	S	Opponent	Score	
6	A	Penn St.	34 75	28	H	Villanova	34 73	64	A	Ohio St.	41 81	
				32	A	Saint Joseph's	43 69	70	A	Fordham	54 50	
LAST 12 Division I GAMES:												
102	A	Navy	55 59	157	A	Army	57 70	241	H	Pittsburgh	68 65	
133	A	American	52 69	102	H	Navy	52 60	261	H	St. Francis Brooklyn	66 63	
237	H	Colgate	37 39	133	H	American	49 47	301	H	Brown	56 32	
204	A	Lehigh	40 60	237	A	Colgate	53 45	331	N	Wagner	64 45	
147	H	Holy Cross	58 69	204	H	Lehigh	68 52	336	A	Columbia	49 47	
186	A	Bucknell	66 61	147	A	Holy Cross	55 60					

Non-Div I Games:

Lafayette

■ Loss,
 ■ Non-Conf,
 ■ S Site,
 ■ H Home
 ■ A Away
 N Neutral

Average RPI Win:	251	WON-LOST	WINNING	LAST 12	STRENGTH OF	OPP. STRENGTH	TEAM	ADJ.	CONF.	ADJ CONF.
Average RPI Loss:	115	RECORD	PCT. RANK	GAMES	SCHEDULE	OF SCHEDULE	RPI	RPI	RPI	RPI
DIV. I ONLY	17- 10	96	8- 4	272	235	137	137	20	20	
DIV. I NON-CONF.	4- 3	137	1- 0	274	144	120	120	20	20	
TOTALS	RPI 1-25	RPI 26-50	W-L RECORDS	RPI 51-100	RPI 101-150	RPI 150+				
17- 10	0- 1	0- 1	OVERALL	0- 2	1- 3	16- 3				
7- 3	0- 0	0- 0	HOME	0- 1	0- 1	7- 1				
9- 6	0- 1	0- 1	AWAY	0- 1	1- 1	8- 2				
1- 1	0- 0	0- 0	NEUTRAL	0- 0	0- 1	1- 0				
4- 3	0- 1	0- 1	NON-CONFERENCE	0- 0	0- 1	4- 0				
1- 0	0- 0	0- 0	HOME	0- 0	0- 0	1- 0				
3- 3	0- 1	0- 1	AWAY	0- 0	0- 1	3- 0				
0- 0	0- 0	0- 0	NEUTRAL	0- 0	0- 0	0- 0				
13- 7	0- 0	0- 0	CONFERENCE	0- 2	1- 2	12- 3				
6- 3	0- 0	0- 0	HOME	0- 1	0- 1	6- 1				
6- 3	0- 0	0- 0	AWAY	0- 1	1- 0	5- 2				
1- 1	0- 0	0- 0	NEUTRAL	0- 0	0- 1	1- 0				

RPI 1-25				RPI 26-50				RPI 51-100				RPI 101+ Team's RPI: 137			
RPI	S	Opponent	Score	RPI	S	Opponent	Score	RPI	S	Opponent	Score	RPI	S	Opponent	Score
1	A	Baylor	34 80	48	A	Texas Tech	52 73	93	A	Oral Roberts	48 77	111	A	Sam Houston St.	52 48
								93	H	Oral Roberts	55 62	111	H	Sam Houston St.	57 59
												111	N	Sam Houston St.	61 67
												130	A	Rice	56 62
												153	A	McNeese St.	57 53
												153	H	McNeese St.	46 65
												156	A	Nicholls St.	77 84
												156	H	Nicholls St.	59 57
												206	A	Stephen F. Austin	65 50
												206	H	Stephen F. Austin	61 55
												206	N	Stephen F. Austin	69 65
												222	A	La.-Monroe	72 50
												244	A	Ole Miss	85 71
												249	A	Central Ark.	62 67
												249	H	Central Ark.	76 53
												290	A	Northwestern St.	71 68
												290	H	Northwestern St.	53 34
												294	A	Southeastern La.	72 61
												294	H	Southeastern La.	58 49
												328	A	A&M-Corpus Christi	68 46
												328	H	A&M-Corpus Christi	44 37
												344	A	Houston Baptist	68 52
												344	H	Houston Baptist	76 55
LAST 12 Division I GAMES:															
				111	N	Sam Houston St.	61 67	156	H	Nicholls St.	59 57				
				206	N	Stephen F. Austin	69 65	153	H	McNeese St.	46 65				
				294	A	Southeastern La.	72 61	344	H	Houston Baptist	76 55				
				156	A	Nicholls St.	77 84	111	A	Sam Houston St.	52 48				
				93	H	Oral Roberts	55 62	328	A	A&M-Corpus Christi	68 46				
				249	H	Central Ark.	76 53	206	H	Stephen F. Austin	61 55				

Non-Div I Games: Our Lady Of The Lak89 66 Northwood (TX) 64 19 Texas-Tyler 87 42 Centenary (LA) 88 30
Lamar

Loss, Non-Conf, S Site, H Home A Away N Neutral

Average RPI Win:	241	WON-LOST	WINNING	LAST 12	STRENGTH OF	OPP. STRENGTH	TEAM	ADJ.	CONF.	ADJ CONF.
Average RPI Loss:	138	RECORD	PCT. RANK	GAMES	SCHEDULE	OF SCHEDULE	RPI	RPI	RPI	RPI
DIV. I ONLY	14- 16	180	4- 8	189	225	204	204	15	15	
DIV. I NON-CONF.	8- 7	158	0- 0	246	281	205	205	17	17	
TOTALS	RPI 1-25	RPI 26-50	W-L RECORDS	RPI 51-100	RPI 101-150	RPI 150+				
14- 16	0- 1	0- 1	OVERALL	0- 1	2- 6	12- 7				
6- 9	0- 0	0- 0	HOME	0- 1	0- 4	6- 4				
7- 7	0- 1	0- 1	AWAY	0- 0	2- 2	5- 3				
1- 0	0- 0	0- 0	NEUTRAL	0- 0	0- 0	1- 0				
8- 7	0- 1	0- 1	NON-CONFERENCE	0- 1	0- 1	8- 3				
4- 4	0- 0	0- 0	HOME	0- 1	0- 1	4- 2				
3- 3	0- 1	0- 1	AWAY	0- 0	0- 0	3- 1				
1- 0	0- 0	0- 0	NEUTRAL	0- 0	0- 0	1- 0				
6- 9	0- 0	0- 0	CONFERENCE	0- 0	2- 5	4- 4				
2- 5	0- 0	0- 0	HOME	0- 0	0- 3	2- 2				
4- 4	0- 0	0- 0	AWAY	0- 0	2- 2	2- 2				
0- 0	0- 0	0- 0	NEUTRAL	0- 0	0- 0	0- 0				

RPI 1-25				RPI 26-50				RPI 51-100				RPI 101+ Team's RPI: 204			
RPI	S	Opponent	Score	RPI	S	Opponent	Score	RPI	S	Opponent	Score	RPI	S	Opponent	Score
9	A	California	48 80	28	A	Villanova	49 66	57	H	Boston U.	44 72	102	A	Navy	34 49
												102	H	Navy	47 72
												117	H	Sacred Heart	63 73
												133	A	American	71 55
												133	H	American	56 62
												147	A	Holy Cross	59 64
												147	A	Holy Cross	67 65
												147	H	Holy Cross	66 72
												157	A	Army	52 62
												157	H	Army	56 61
												186	A	Bucknell	49 37
												186	H	Bucknell	37 53
												193	H	Fairfield	47 42
												200	H	Monmouth	50 55
												202	A	Mt. St. Mary's	66 57
												210	H	La Salle	48 49
												228	A	Lafayette	52 68
												228	H	Lafayette	60 40
												232	H	Niagara	72 49
												234	A	Loyola Maryland	48 60
												237	A	Colgate	70 62
												237	H	Colgate	62 40
												272	A	NJIT	46 45
												312	H	Binghamton	67 37
												331	N	Wagner	78 53
												333	A	Saint Peter's	62 60
LAST 12 Division I GAMES:															
147	A	Holy Cross	59 64	133	A	American	71 55								
157	A	Army	52 62	147	H	Holy Cross	66 72								
102	A	Navy	34 49	157	H	Army	56 61								
228	H	Lafayette	60 40	102	H	Navy	47 72								
186	A	Bucknell	49 37	228	A	Lafayette	52 68								
237	H	Colgate	62 40	186	H	Bucknell	37 53								

Non-Div I Games:

Lehigh

 Loss,
 Non-Conf,
S Site,
 Home
 Away
N Neutral

RPI	S	Opponent	Score
336	H	Columbia	58 33

L
e
h
i
g
h

L
e
h
i
g
h

Lehigh

Average RPI Win:	232	WON-LOST	WINNING	LAST 12	STRENGTH OF	OPP. STRENGTH	TEAM	ADJ.	CONF.	ADJ CONF.
Average RPI Loss:	78	RECORD	PCT. RANK	GAMES	SCHEDULE	OF SCHEDULE	RPI	RPI	RPI	RPI
DIV. I ONLY	25- 6	23	12- 0	162	255	60	60	27	27	
DIV. I NON-CONF.	6- 4	125	0- 0	61	67	71	71	28	28	
TOTALS	RPI 1-25	RPI 26-50	W-L RECORDS	RPI 51-100	RPI 101-150	RPI 150+				
25- 6	0- 2	0- 1	OVERALL	1- 0	4- 3	20- 0				
11- 3	0- 0	0- 0	HOME	0- 0	2- 3	9- 0				
11- 3	0- 2	0- 1	AWAY	1- 0	2- 0	8- 0				
3- 0	0- 0	0- 0	NEUTRAL	0- 0	0- 0	3- 0				
6- 4	0- 2	0- 1	NON-CONFERENCE	1- 0	1- 1	4- 0				
4- 1	0- 0	0- 0	HOME	0- 0	1- 1	3- 0				
2- 3	0- 2	0- 1	AWAY	1- 0	0- 0	1- 0				
0- 0	0- 0	0- 0	NEUTRAL	0- 0	0- 0	0- 0				
19- 2	0- 0	0- 0	CONFERENCE	0- 0	3- 2	16- 0				
7- 2	0- 0	0- 0	HOME	0- 0	1- 2	6- 0				
9- 0	0- 0	0- 0	AWAY	0- 0	2- 0	7- 0				
3- 0	0- 0	0- 0	NEUTRAL	0- 0	0- 0	3- 0				

RPI 1-25				RPI 26-50				RPI 51-100 Team's RPI: 60				RPI 101+			
RPI	S	Opponent	Score	RPI	S	Opponent	Score	RPI	S	Opponent	Score	RPI	S	Opponent	Score
1	A	Baylor	60 92	36	A	Duquesne	46 63	71	A	James Madison	60 48	117	H	Sacred Heart	68 63
10	A	Texas A&M	55 70									138	H	N.C. A&T	56 60
												141	A	High Point	67 59
												141	H	High Point	63 71
												142	H	Presbyterian	49 51
												143	A	Winthrop	90 57
												143	H	Winthrop	69 54
												158	A	Campbell	78 56
												158	H	Campbell	65 58
												158 N		Campbell	70 56
												214	A	Longwood	97 56
												214	H	Longwood	91 58
												214 N		Longwood	54 45
												216	A	Radford	67 65
												216	H	Radford	69 60
												218	A	VCU	76 63
												286	H	UNC Wilmington	84 34
												289	A	Coastal Caro.	76 48
												289	H	Coastal Caro.	68 31
												302	A	Gardner-Webb	55 40
												302 N		Gardner-Webb	78 61
												308	H	Grambling	81 50
												314	H	UNC Greensboro	76 56
												327	A	Charleston So.	92 33
												327	H	Charleston So.	88 62
												341	A	UNC Asheville	75 43
LAST 12 Division I GAMES:															
				214 N		A	Longwood	54		45		341	A	UNC Asheville	75 43
				158 N			Campbell	70		56		216	H	Radford	69 60
				302 N			Gardner-Webb	78		61		143	H	Winthrop	69 54
				327	H		Charleston So.	88		62		214	A	Longwood	97 56
				289	H		Coastal Caro.	68		31		141	A	High Point	67 59
				302	A		Gardner-Webb	55		40		158	A	Campbell	78 56

Non-Div I Games: Virginia Union 95 39 Bluefield St. 82 46

Liberty

Loss, Non-Conf, S Site, H Home A Away N Neutral

RPI	S	Opponent	Score
341	H	UNC Asheville	75 49

Average RPI Win:	314	WON-LOST	WINNING	LAST 12	STRENGTH OF	OPP. STRENGTH	TEAM	ADJ.	CONF.	ADJ CONF.
Average RPI Loss:	192	RECORD	PCT. RANK	GAMES	SCHEDULE	OF SCHEDULE	RPI	RPI	RPI	RPI
DIV. I ONLY	3- 26	335	1- 11	267	299	337	337	29	29	
DIV. I NON-CONF.	1- 12	332	0- 2	228	263	332	332	27	27	
TOTALS	RPI 1-25	RPI 26-50	W-L RECORDS	RPI 51-100	RPI 101-150	RPI 150+				
3- 26	0- 1	0- 2	OVERALL	0- 4	0- 2	3- 17				
2- 11	0- 0	0- 1	HOME	0- 2	0- 1	2- 7				
1- 15	0- 1	0- 1	AWAY	0- 2	0- 1	1- 10				
0- 0	0- 0	0- 0	NEUTRAL	0- 0	0- 0	0- 0				
1- 12	0- 1	0- 2	NON-CONFERENCE	0- 0	0- 0	1- 9				
1- 4	0- 0	0- 1	HOME	0- 0	0- 0	1- 3				
0- 8	0- 1	0- 1	AWAY	0- 0	0- 0	0- 6				
0- 0	0- 0	0- 0	NEUTRAL	0- 0	0- 0	0- 0				
2- 14	0- 0	0- 0	CONFERENCE	0- 4	0- 2	2- 8				
1- 7	0- 0	0- 0	HOME	0- 2	0- 1	1- 4				
1- 7	0- 0	0- 0	AWAY	0- 2	0- 1	1- 4				
0- 0	0- 0	0- 0	NEUTRAL	0- 0	0- 0	0- 0				

RPI 1-25				RPI 26-50				RPI 51-100				RPI 101+ Team's RPI: 337			
RPI	S	Opponent	Score	RPI	S	Opponent	Score	RPI	S	Opponent	Score	RPI	S	Opponent	Score
19	A	Georgia	42 93	29	H	Vanderbilt	45 62	52	A	FGCU	37 67	149	A	Mercer	31 53
				48	A	Texas Tech	41 61	52	H	FGCU	38 89	149	H	Mercer	70 74
								89	A	Stetson	51 92	168	A	Northern Ky.	33 66
								89	H	Stetson	54 68	168	H	Northern Ky.	58 75
												194	A	Belmont	39 61
												194	H	Belmont	54 70
												213	H	Tennessee St.	60 69
												240	A	Murray St.	55 63
												244	A	Ole Miss	46 68
												253	A	East Tenn. St.	64 86
												253	H	East Tenn. St.	74 80
												270	A	USC Upstate	62 78
												270	H	USC Upstate	57 56
												278	A	North Florida	64 77
												278	H	North Florida	49 61
												302	A	Gardner-Webb	40 64
												306	A	Jacksonville	45 58
												306	H	Jacksonville	55 67
												310	A	Austin Peay	42 69
												329	A	Kennesaw St.	55 53
												329	H	Kennesaw St.	39 55
												342	H	Jacksonville St.	67 54
LAST 12 Division I GAMES:															
278	H	North Florida	49 61	194	A	Belmont	39 61								
306	H	Jacksonville	55 67	168	H	Northern Ky.	58 75								
149	A	Mercer	31 53	270	A	USC Upstate	62 78								
329	A	Kennesaw St.	55 53	253	A	East Tenn. St.	64 86								
89	H	Stetson	54 68	329	H	Kennesaw St.	39 55								
52	H	FGCU	38 89	149	H	Mercer	70 74								

Non-Div I Games:

Lipscomb

■ Loss,
 ■ Non-Conf, S Site,
 ■ Home
 ■ Away
 N Neutral

Average RPI Win:	191	WON-LOST	WINNING	LAST 12	STRENGTH OF	OPP. STRENGTH	TEAM	ADJ.	CONF.	ADJ CONF.
Average RPI Loss:	144	RECORD	PCT. RANK	GAMES	SCHEDULE	OF SCHEDULE	RPI	RPI	RPI	RPI
DIV. I ONLY	16- 15	156	5- 7	150	142	171	171	11	11	
DIV. I NON-CONF.	7- 5	130	0- 0	112	190	133	133	11	11	
TOTALS	RPI 1-25	RPI 26-50	W-L RECORDS	RPI 51-100	RPI 101-150	RPI 150+				
16- 15	0- 1	0- 2	OVERALL	3- 1	3- 4	10- 7				
12- 5	0- 0	0- 1	HOME	2- 0	3- 2	7- 2				
4- 9	0- 1	0- 1	AWAY	1- 1	0- 2	3- 4				
0- 1	0- 0	0- 0	NEUTRAL	0- 0	0- 0	0- 1				
7- 5	0- 1	0- 0	NON-CONFERENCE	1- 1	2- 1	4- 2				
6- 2	0- 0	0- 0	HOME	1- 0	2- 1	3- 1				
1- 3	0- 1	0- 0	AWAY	0- 1	0- 0	1- 1				
0- 0	0- 0	0- 0	NEUTRAL	0- 0	0- 0	0- 0				
9- 10	0- 0	0- 2	CONFERENCE	2- 0	1- 3	6- 5				
6- 3	0- 0	0- 1	HOME	1- 0	1- 1	4- 1				
3- 6	0- 0	0- 1	AWAY	1- 0	0- 2	2- 3				
0- 1	0- 0	0- 0	NEUTRAL	0- 0	0- 0	0- 1				

RPI 1-25			RPI 26-50			RPI 51-100			RPI 101+			Team's RPI: 171
RPI	S	Opponent	Score	RPI	S	Opponent	Score	RPI	S	Opponent	Score	
3	A	Stanford	41 77	47	A	Pacific	53 69	67	A	San Diego	49 67	111 H Sam Houston St. 50 49
				47	H	Pacific	53 59	75	A	Cal Poly	71 58	115 H Sacramento St. 74 71
								75	H	Cal Poly	62 52	126 H Iona 58 60
								86	H	Washington	71 62	145 A Cal St. Northridge 52 73
												145 H Cal St. Northridge 70 63
												148 A Hawaii 57 65
												148 H Hawaii 54 61
												155 A UC Santa Barbara 50 59
												155 H UC Santa Barbara 52 45
												161 H Santa Clara 67 68
												172 A Loyola Marymount 52 58
												177 H Arizona 71 61
												209 A UC Davis 62 68
												209 H UC Davis 66 54
												226 A UC Riverside 80 66
												226 H UC Riverside 49 50
												251 A UC Irvine 57 65
												251 H UC Irvine 71 61
												262 A Cal St. Fullerton 58 56
												262 H Cal St. Fullerton 45 39
												262 N Cal St. Fullerton 48 54
												268 H Canisius 72 67
												299 A Utah Valley 77 69
												336 H Columbia 79 50
LAST 12 Division I GAMES:												
262	N	Cal St. Fullerton	48 54	226	A	UC Riverside	80 66					
75	A	Cal Poly	71 58	262	A	Cal St. Fullerton	58 56					
155	A	UC Santa Barbara	50 59	145	H	Cal St. Northridge	70 63					
209	H	UC Davis	66 54	148	H	Hawaii	54 61					
47	H	Pacific	53 59	47	A	Pacific	53 69					
251	A	UC Irvine	57 65	209	A	UC Davis	62 68					

Non-Div I Games:

Long Beach St.

■ Loss,
 ■ Non-Conf, S Site,
 ■ Home
 ■ Away
 N Neutral

Average RPI Win:	257	WON-LOST	WINNING	LAST 12	STRENGTH OF	OPP. STRENGTH	TEAM	ADJ.	CONF.	ADJ CONF.
Average RPI Loss:	155	RECORD	PCT. RANK	GAMES	SCHEDULE	OF SCHEDULE	RPI	RPI	RPI	RPI
DIV. I ONLY	14- 19	209	5- 7	219	272	214	214	27	27	
DIV. I NON-CONF.	2- 8	305	0- 0	316	97	320	320	28	28	
TOTALS	RPI 1-25	RPI 26-50	W-L RECORDS	RPI 51-100	RPI 101-150	RPI 150+				
14- 19	0- 0	0- 0	OVERALL	0- 3	2- 8	12- 8				
6- 5	0- 0	0- 0	HOME	0- 1	1- 2	5- 2				
5- 13	0- 0	0- 0	AWAY	0- 1	0- 6	5- 6				
3- 1	0- 0	0- 0	NEUTRAL	0- 1	1- 0	2- 0				
2- 8	0- 0	0- 0	NON-CONFERENCE	0- 0	0- 3	2- 5				
1- 1	0- 0	0- 0	HOME	0- 0	0- 0	1- 1				
1- 7	0- 0	0- 0	AWAY	0- 0	0- 3	1- 4				
0- 0	0- 0	0- 0	NEUTRAL	0- 0	0- 0	0- 0				
12- 11	0- 0	0- 0	CONFERENCE	0- 3	2- 5	10- 3				
5- 4	0- 0	0- 0	HOME	0- 1	1- 2	4- 1				
4- 6	0- 0	0- 0	AWAY	0- 1	0- 3	4- 2				
3- 1	0- 0	0- 0	NEUTRAL	0- 1	1- 0	2- 0				

RPI S	Opponent	Score	RPI S	Opponent	Score	RPI S	Opponent	Score	RPI S	Opponent	Score	Team's RPI: 214
						60	A Liberty	58 91	103	A Richmond	61 71	
						60	H Liberty	56 97	112	A North Carolina St.	49 102	
						60	N Liberty	45 54	141	A High Point	66 83	
									141	H High Point	72 79	
									142	A Presbyterian	62 71	
									142	H Presbyterian	72 76	
									143	A Winthrop	46 78	
									143	H Winthrop	79 74	
									143	N Winthrop	79 67	
									144	A Virginia Tech	58 73	
									158	A Campbell	51 62	
									158	H Campbell	77 75	
									160	A Arizona St.	50 62	
									177	A Arizona	68 86	
									186	A Bucknell	60 52	
									216	A Radford	57 49	
									216	H Radford	46 60	
									216	N Radford	54 51	
									219	A Coppin St.	67 75	
									240	H Murray St.	68 76	
									241	A Pittsburgh	60 86	
									289	A Coastal Caro.	62 66	
									289	H Coastal Caro.	77 63	
									302	A Gardner-Webb	70 62	
									302	H Gardner-Webb	87 75	
									323	H Air Force	68 63	
LAST 12 Division I GAMES:												
			60	N Liberty	45 54	341	A UNC Asheville	67 54				
			216	N Radford	54 51	143	A Winthrop	46 78				
			143	N Winthrop	79 67	216	H Radford	46 60				
			327	N Charleston So.	70 63	60	H Liberty	56 97				
			142	H Presbyterian	72 76	141	H High Point	72 79				
			327	H Charleston So.	79 73	158	A Campbell	51 62				

Non-Div I Games:

Longwood

■ Loss,
■ Non-Conf,
■ S Site,
■ Home
■ A Away
N Neutral

RPI	S	Opponent	Score	
327	A	Charleston So.	67	52
327	H	Charleston So.	79	73
327	N	Charleston So.	70	63
341	A	UNC Asheville	67	54

Longwood

L
o
n
g
w
o
o
d

L
o
n
g
w
o
o
d

Average RPI Win:	223	WON-LOST	WINNING	LAST 12	STRENGTH OF	OPP. STRENGTH	TEAM	ADJ.	CONF.	ADJ CONF.
Average RPI Loss:	143	RECORD	PCT. RANK	GAMES	SCHEDULE	OF SCHEDULE	RPI	RPI	RPI	RPI
DIV. I ONLY	14- 17	192	5- 7	139	194	185	185	25	25	
DIV. I NON-CONF.	4- 7	233	0- 1	41	24	163	163	25	25	
TOTALS	RPI 1-25	RPI 26-50	W-L RECORDS	RPI 51-100	RPI 101-150	RPI 150+				
14- 17	0- 2	0- 1	OVERALL	1- 3	2- 5	11- 6				
9- 5	0- 1	0- 0	HOME	1- 0	1- 2	7- 2				
4- 10	0- 1	0- 1	AWAY	0- 2	1- 2	3- 4				
1- 2	0- 0	0- 0	NEUTRAL	0- 1	0- 1	1- 0				
4- 7	0- 2	0- 1	NON-CONFERENCE	1- 3	0- 0	3- 1				
4- 1	0- 1	0- 0	HOME	1- 0	0- 0	3- 0				
0- 5	0- 1	0- 1	AWAY	0- 2	0- 0	0- 1				
0- 1	0- 0	0- 0	NEUTRAL	0- 1	0- 0	0- 0				
10- 10	0- 0	0- 0	CONFERENCE	0- 0	2- 5	8- 5				
5- 4	0- 0	0- 0	HOME	0- 0	1- 2	4- 2				
4- 5	0- 0	0- 0	AWAY	0- 0	1- 2	3- 3				
1- 1	0- 0	0- 0	NEUTRAL	0- 0	0- 1	1- 0				

RPI 1-25				RPI 26-50				RPI 51-100				RPI 101+ Team's RPI: 185			
RPI	S	Opponent	Score	RPI	S	Opponent	Score	RPI	S	Opponent	Score	RPI	S	Opponent	Score
10	A	Texas A&M	26 77	34	A	LSU	55 77	65	A	UALR	52 74	119	A	Seattle	47 64
17	H	South Carolina	58 82					85	N	Rutgers	46 73	119	H	Seattle	74 87
								87	A	Tulane	59 66	119	N	Seattle	61 80
								93	H	Oral Roberts	61 59	131	A	Idaho	67 58
												131	H	Idaho	64 62
												139	A	Utah St.	56 70
												139	H	Utah St.	75 76
												153	H	McNeese St.	52 50
												196	A	Mississippi St.	55 57
												217	A	Denver	82 77
												217	H	Denver	69 51
												236	A	New Mexico St.	67 71
												236	H	New Mexico St.	56 66
												243	A	UTSA	79 73
												243	H	UTSA	50 51
												243	N	UTSA	85 58
												244	H	Ole Miss	57 54
												249	H	Central Ark.	65 63
												280	A	San Jose St.	58 60
												280	H	San Jose St.	94 80
												303	A	Texas St.	63 68
												303	H	Texas St.	71 58
												309	A	Texas-Arlington	78 62
												309	H	Texas-Arlington	65 58
LAST 12 Division I GAMES:															
		119 N Seattle	61 80			131 H Idaho	64 62								
		243 N UTSA	85 58			119 H Seattle	74 87								
		217 H Denver	69 51			303 A Texas St.	63 68								
		236 H New Mexico St.	56 66			243 A UTSA	79 73								
		280 A San Jose St.	58 60			309 A Texas-Arlington	78 62								
		139 A Utah St.	56 70			65 A UALR	52 74								

Non-Div I Games:

Louisiana Tech

■ Loss,
■ Non-Conf, S Site,
■ Home
■ Away
N Neutral

Louisville

Through Games Of Sunday, March 17, 2013

Average RPI Win:	139	WON-LOST	WINNING	LAST 12	STRENGTH OF	OPP. STRENGTH	TEAM	ADJ.	CONF.	ADJ CONF.
Average RPI Loss:	20	RECORD	PCT. RANK	GAMES	SCHEDULE	OF SCHEDULE	RPI	RPI	RPI	RPI
DIV. I ONLY	24- 8	40	8- 4	44	18	22	22	4	4	
DIV. I NON-CONF.	12- 2	22	0- 0	147	40	39	39	3	3	
TOTALS	RPI 1-25	RPI 26-50	W-L RECORDS	RPI 51-100	RPI 101-150	RPI 150+				
24- 8	1- 5	5- 2	OVERALL	4- 1	2- 0	12- 0				
14- 2	1- 1	2- 0	HOME	2- 1	0- 0	9- 0				
6- 5	0- 3	1- 2	AWAY	2- 0	1- 0	2- 0				
4- 1	0- 1	2- 0	NEUTRAL	0- 0	1- 0	1- 0				
12- 2	1- 2	1- 0	NON-CONFERENCE	0- 0	2- 0	8- 0				
7- 1	1- 1	0- 0	HOME	0- 0	0- 0	6- 0				
2- 1	0- 1	0- 0	AWAY	0- 0	1- 0	1- 0				
3- 0	0- 0	1- 0	NEUTRAL	0- 0	1- 0	1- 0				
12- 6	0- 3	4- 2	CONFERENCE	4- 1	0- 0	4- 0				
7- 1	0- 0	2- 0	HOME	2- 1	0- 0	3- 0				
4- 4	0- 2	1- 2	AWAY	2- 0	0- 0	1- 0				
1- 1	0- 1	1- 0	NEUTRAL	0- 0	0- 0	0- 0				

RPI	S	Opponent	Score	RPI	S	Opponent	Score	RPI	S	Opponent	Score	RPI	S	Opponent	Score
2	A	Notre Dame	64 93	26	A	DePaul	80 86	56	A	South Fla.	78 75	106	A	UT Martin	79 61
2	N	Notre Dame	59 83	26	H	DePaul	81 55	56	H	South Fla.	62 73	120	N	UCF	94 73
4	A	Connecticut	58 72	28	A	Villanova	55 49	68	A	Marquette	64 63	152	H	Washington St.	75 39
8	H	Kentucky	47 48	31	N	Gonzaga	55 42	77	H	Georgetown	74 60	181	H	Cincinnati	72 33
10	H	Texas A&M	47 45	33	A	Syracuse	57 68	85	H	Rutgers	66 57	187	H	Eastern Ky.	76 42
25	A	Colorado	66 70	39	H	St. John's (NY)	57 54					192	N	Oregon St.	61 43
				39	N	St. John's (NY)	62 55					199	H	Seton Hall	72 62
												207	A	Providence	70 62
												208	H	Portland	95 48
												213	H	Tennessee St.	88 25
												231	H	Valparaiso	96 40
												241	H	Pittsburgh	78 45
												310	A	Austin Peay	90 52
												331	H	Wagner	106 32
LAST 12 Division I GAMES:															
		2 N Notre Dame	59 83			26 H DePaul	81 55								
		39 N St. John's (NY)	62 55			2 A Notre Dame	64 93								
		33 A Syracuse	57 68			241 H Pittsburgh	78 45								
		199 H Seton Hall	72 62			77 H Georgetown	74 60								
		28 A Villanova	55 49			56 A South Fla.	78 75								
		56 H South Fla.	62 73			39 H St. John's (NY)	57 54								

Non-Div I Games:

Louisville

■ Loss,
 ■ Non-Conf,
 ■ S Site,
 ■ H Home
 ■ A Away
 N Neutral

Loyola Chicago

Through Games Of Sunday, March 17, 2013

Average RPI Win:	220	WON-LOST	WINNING	LAST 12	STRENGTH OF	OPP. STRENGTH	TEAM	ADJ.	CONF.	ADJ CONF.
Average RPI Loss:	140	RECORD	PCT. RANK	GAMES	SCHEDULE	OF SCHEDULE	RPI	RPI	RPI	RPI
DIV. I ONLY	17- 15	150	10- 2	221	147	178	178	13	13	
DIV. I NON-CONF.	5- 8	220	0- 0	320	154	287	287	12	12	
TOTALS	RPI 1-25	RPI 26-50	W-L RECORDS	RPI 51-100	RPI 101-150	RPI 150+				
17- 15	0- 3	0- 1	OVERALL	2- 2	1- 3	14- 6				
9- 6	0- 1	0- 1	HOME	1- 0	1- 1	7- 3				
7- 9	0- 2	0- 0	AWAY	0- 2	0- 2	7- 3				
1- 0	0- 0	0- 0	NEUTRAL	1- 0	0- 0	0- 0				
5- 8	0- 0	0- 1	NON-CONFERENCE	0- 1	0- 2	5- 4				
3- 3	0- 0	0- 1	HOME	0- 0	0- 1	3- 1				
2- 5	0- 0	0- 0	AWAY	0- 1	0- 1	2- 3				
0- 0	0- 0	0- 0	NEUTRAL	0- 0	0- 0	0- 0				
12- 7	0- 3	0- 0	CONFERENCE	2- 1	1- 1	9- 2				
6- 3	0- 1	0- 0	HOME	1- 0	1- 0	4- 2				
5- 4	0- 2	0- 0	AWAY	0- 1	0- 1	5- 0				
1- 0	0- 0	0- 0	NEUTRAL	1- 0	0- 0	0- 0				

RPI 1-25				RPI 26-50				RPI 51-100				RPI 101+ Team's RPI: 178			
RPI	S	Opponent	Score	RPI	S	Opponent	Score	RPI	S	Opponent	Score	RPI	S	Opponent	Score
21	A	Green Bay	37 63	26	H	DePaul	69 87	68	A	Marquette	61 77	104	A	Northwestern	53 80
21	A	Green Bay	38 54					81	A	Youngstown St.	38 75	118	A	Detroit	66 76
21	H	Green Bay	62 65					81	H	Youngstown St.	67 59	118	H	Detroit	91 81
								81	N	Youngstown St.	72 45	136	H	Eastern Ill.	69 72
												168	H	Northern Ky.	77 65
												205	A	Wright St.	79 70
												205	H	Wright St.	56 67
												210	A	La Salle	56 50
												228	A	Lafayette	51 62
												231	A	Valparaiso	52 44
												231	H	Valparaiso	68 58
												233	A	Neb. Omaha	58 65
												239	A	Milwaukee	84 74
												239	H	Milwaukee	92 76
												239	H	Milwaukee	71 54
												246	A	Cleveland St.	72 67
												246	H	Cleveland St.	79 78
												248	A	Eastern Mich.	64 54
												254	H	Western Ill.	61 65
												284	A	Northern Ill.	63 67
												298	A	Ill.-Chicago	78 68
												298	H	Ill.-Chicago	62 73
												315	H	Southern Ill.	82 73
												343	H	Chicago St.	81 43
LAST 12 Division I GAMES:															
21	A	Green Bay	38 54	246	A	Cleveland St.	72 67								
81	N	Youngstown St.	72 45	81	H	Youngstown St.	67 59								
239	H	Milwaukee	71 54	118	H	Detroit	91 81								
298	A	Ill.-Chicago	78 68	205	A	Wright St.	79 70								
21	A	Green Bay	37 63	231	H	Valparaiso	68 58								
239	H	Milwaukee	92 76	246	H	Cleveland St.	79 78								

Non-Div I Games:

Loyola Chicago

Loss, Non-Conf, S Site, H Home A Away N Neutral

Loyola Maryland

Through Games Of Sunday, March 17, 2013

Average RPI Win:	236	WON-LOST	WINNING	LAST 12	STRENGTH OF	OPP. STRENGTH	TEAM	ADJ.	CONF.	ADJ CONF.
Average RPI Loss:	169	RECORD	PCT. RANK	GAMES	SCHEDULE	OF SCHEDULE	RPI	RPI	RPI	RPI
DIV. I ONLY	12- 18	221	6- 6	194	258	234	234	26	26	
DIV. I NON-CONF.	5- 6	190	0- 0	61	212	104	104	23	23	
TOTALS	RPI 1-25	RPI 26-50	W-L RECORDS	RPI 51-100	RPI 101-150	RPI 150+				
12- 18	0- 1	0- 3	OVERALL	0- 1	2- 3	10- 10				
9- 4	0- 1	0- 1	HOME	0- 0	2- 0	7- 2				
3- 13	0- 0	0- 2	AWAY	0- 1	0- 3	3- 7				
0- 1	0- 0	0- 0	NEUTRAL	0- 0	0- 0	0- 1				
5- 6	0- 1	0- 1	NON-CONFERENCE	0- 1	1- 2	4- 1				
3- 1	0- 1	0- 0	HOME	0- 0	1- 0	2- 0				
2- 5	0- 0	0- 1	AWAY	0- 1	0- 2	2- 1				
0- 0	0- 0	0- 0	NEUTRAL	0- 0	0- 0	0- 0				
7- 12	0- 0	0- 2	CONFERENCE	0- 0	1- 1	6- 9				
6- 3	0- 0	0- 1	HOME	0- 0	1- 0	5- 2				
1- 8	0- 0	0- 1	AWAY	0- 0	0- 1	1- 6				
0- 1	0- 0	0- 0	NEUTRAL	0- 0	0- 0	0- 1				

RPI	S	Opponent	Score	RPI	S	Opponent	Score	RPI	S	Opponent	Score	RPI	S	Opponent	Score	Team's RPI: 234
12	H	Maryland	45 88	33	A	Syracuse	48 83	98	A	Hartford	50 64	102	A	Navy	60 71	
				43	A	Marist	38 67					110	A	Howard	37 40	
				43	H	Marist	55 79					126	A	Iona	61 67	
												126	H	Iona	64 43	
												133	H	American	55 53	
												157	A	Army	53 47	
												193	A	Fairfield	54 64	
												193	H	Fairfield	56 48	
												197	A	Rider	41 56	
												197	H	Rider	74 81	
												204	H	Lehigh	60 48	
												232	A	Niagara	47 58	
												232	H	Niagara	71 68	
												241	A	Pittsburgh	47 57	
												256	A	Siena	52 62	
												256	H	Siena	53 37	
												267	H	Towson	52 44	
												268	A	Canisius	39 48	
												268	H	Canisius	46 60	
												288	A	UMBC	68 55	
												313	A	Manhattan	50 62	
												313	H	Manhattan	54 34	
												313	N	Manhattan	49 50	
												333	A	Saint Peter's	57 45	
												333	H	Saint Peter's	56 47	
LAST 12 Division I GAMES:																
				313	N	Manhattan	49 50					313	H	Manhattan	54 34	
				333	A	Saint Peter's	57 45					268	A	Canisius	39 48	
				193	H	Fairfield	56 48					232	A	Niagara	47 58	
				43	H	Marist	55 79					256	H	Siena	53 37	
				126	A	Iona	61 67					232	H	Niagara	71 68	
				197	A	Rider	41 56					126	H	Iona	64 43	

Non-Div I Games:

Loyola Maryland

Loss, Non-Conf, S Site, H Home A Away N Neutral

2010-11 Maryland				Through Games Of Sunday, March 17, 2013						
Average RPI Win:	191	WON-LOST	WINNING	LAST 12	STRENGTH OF	OPP. STRENGTH	TEAM	ADJ.	CONF.	ADJ CONF.
Average RPI Loss:	94	RECORD	PCT. RANK	GAMES	SCHEDULE	OF SCHEDULE	RPI	RPI	RPI	RPI
DIV. I ONLY	13- 18	211	5- 7	83	80	172	172	7	7	
DIV. I NON-CONF.	6- 7	182	0- 0	79	64	144	144	7	7	
TOTALS	RPI 1-25	RPI 26-50	W-L RECORDS	RPI 51-100	RPI 101-150	RPI 150+				
13- 18	0- 2	0- 4	OVERALL	2- 7	1- 0	10- 5				
9- 5	0- 0	0- 2	HOME	1- 1	1- 0	7- 2				
2- 11	0- 1	0- 2	AWAY	0- 5	0- 0	2- 3				
2- 2	0- 1	0- 0	NEUTRAL	1- 1	0- 0	1- 0				
6- 7	0- 2	0- 0	NON-CONFERENCE	1- 3	1- 0	4- 2				
5- 1	0- 0	0- 0	HOME	0- 0	1- 0	4- 1				
0- 5	0- 1	0- 0	AWAY	0- 3	0- 0	0- 1				
1- 1	0- 1	0- 0	NEUTRAL	1- 0	0- 0	0- 0				
7- 11	0- 0	0- 4	CONFERENCE	1- 4	0- 0	6- 3				
4- 4	0- 0	0- 2	HOME	1- 1	0- 0	3- 1				
2- 6	0- 0	0- 2	AWAY	0- 2	0- 0	2- 2				
1- 1	0- 0	0- 0	NEUTRAL	0- 1	0- 0	1- 0				

RPI 1-25			RPI 26-50			RPI 51-100			RPI 101+ Team's RPI: 172		
RPI	S	Opponent	Score	RPI	S	Opponent	Score	RPI	S	Opponent	Score
11	A	UCLA	66 86	31	A	Gonzaga	57 79	67	A	San Diego	78 88
24	N	Iowa St.	33 55	31	H	Gonzaga	56 70	67	H	San Diego	59 66
				49	A	St. Mary's (CA)	57 70	73	A	BYU	53 72
				49	H	St. Mary's (CA)	77 84	73	H	BYU	68 55
								73	N	BYU	57 69
								74	A	Wyoming	68 84
								75	A	Cal Poly	71 84
								91	A	UTEP	51 79
								94	N	Tulsa	75 74
LAST 12 Division I GAMES:											
				73	N	BYU	57 69	67	H	San Diego	59 66
				211	N	San Francisco	75 53	31	H	Gonzaga	56 70
				211	A	San Francisco	58 55	161	H	Santa Clara	71 50
				73	H	BYU	68 55	208	A	Portland	63 65
				49	A	St. Mary's (CA)	57 70	31	A	Gonzaga	57 79
				271	A	Pepperdine	58 56	73	A	BYU	53 72

Non-Div I Games:

Loyola Marymount

■ Loss,
 ■ Non-Conf,
 ■ S Site,
 ■ H Home
 ■ A Away
 N Neutral

Average RPI Win: 273	WON-LOST	WINNING	LAST 12	STRENGTH OF	OPP. STRENGTH	TEAM	ADJ.	CONF.	ADJ CONF.
Average RPI Loss: 184	RECORD	PCT. RANK	GAMES	SCHEDULE	OF SCHEDULE	RPI	RPI	RPI	RPI
DIV. I ONLY	4- 24	329	3- 9	263	223	326	326	21	21
DIV. I NON-CONF.	1- 12	332	0- 0	243	192	330	330	24	24
TOTALS	RPI 1-25	RPI 26-50	W-L RECORDS	RPI 51-100	RPI 101-150	RPI 150+			
4- 24	0- 0	0- 1	OVERALL	0- 9	0- 0	4- 14			
2- 8	0- 0	0- 1	HOME	0- 3	0- 0	2- 4			
1- 13	0- 0	0- 0	AWAY	0- 2	0- 0	1- 0			
1- 3	0- 0	0- 0	NEUTRAL	0- 1	0- 0	1- 2			
1- 12	0- 0	0- 1	NON-CONFERENCE	0- 4	0- 0	1- 7			
0- 2	0- 0	0- 1	HOME	0- 0	0- 0	0- 1			
0- 7	0- 0	0- 0	AWAY	0- 3	0- 0	0- 4			
1- 3	0- 0	0- 0	NEUTRAL	0- 1	0- 0	1- 2			
3- 12	0- 0	0- 0	CONFERENCE	0- 5	0- 0	3- 7			
2- 6	0- 0	0- 0	HOME	0- 3	0- 0	2- 3			
1- 6	0- 0	0- 0	AWAY	0- 2	0- 0	1- 4			
0- 0	0- 0	0- 0	NEUTRAL	0- 0	0- 0	0- 0			

RPI S	Opponent	Score	RPI S	Opponent	Score	RPI S	Opponent	Score	RPI S	Opponent	Score	Team's RPI: 326
33	H Syracuse	44 68	52	A FGCU	49 79	218	A VCU	47 82				
			57	H Boston U.	54 85	218	H VCU	58 74				
			59	A Albany (NY)	39 71	223	A Stony Brook	53 56				
			59	H Albany (NY)	54 86	223	H Stony Brook	67 51				
			71	A James Madison	34 88	238	A New Hampshire	54 61				
			84	A Minnesota	60 77	238	H New Hampshire	63 86				
			95	N Auburn	41 71	247	A Bryant	40 44				
			98	A Hartford	56 82	256	A Siena	50 53				
			98	H Hartford	37 52	260	N UNLV	74 67				
						267	A Towson	64 69				
						288	A UMBC	50 54				
						288	H UMBC	79 86				
						295	A Vermont	53 61				
						295	H Vermont	73 63				
						304	N Rhode Island	38 51				
						312	A Binghamton	74 68				
						312	H Binghamton	65 67				
						324	N Wofford	76 79				
LAST 12 Division I GAMES:												
238	H New Hampshire	63 86	288	H UMBC	79 86							
223	A Stony Brook	53 56	238	A New Hampshire	54 61							
295	H Vermont	73 63	223	H Stony Brook	67 51							
312	A Binghamton	74 68	295	A Vermont	53 61							
98	A Hartford	56 82	312	H Binghamton	65 67							
59	H Albany (NY)	54 86	57	H Boston U.	54 85							

Non-Div I Games:

Maine

■ Loss,
 ■ Non-Conf,
 ■ S Site,
 ■ H Home
 ■ A Away
 N Neutral

Average RPI Win: 267				Through Games of Sunday, March 17, 2019						
WON-LOST		WINNING	LAST 12	STRENGTH OF	OPP. STRENGTH	TEAM	ADJ.	CONF.	ADJ CONF.	
RECORD		PCT. RANK	GAMES	SCHEDULE	OF SCHEDULE	RPI	RPI	RPI	RPI	
DIV. I ONLY		8- 23	303	3- 9	226	309	313	313	26	26
DIV. I NON-CONF.		3- 8	276	0- 0	202	336	305	305	23	23

TOTALS		RPI 1-25	RPI 26-50	W-L RECORDS		RPI 51-100	RPI 101-150	RPI 150+		
8- 23	0- 0		0- 3	OVERALL		0- 1	0- 4	8- 15		
6- 10	0- 0		0- 1	HOME		0- 0	0- 2	6- 7		
1- 12	0- 0		0- 1	AWAY		0- 1	0- 2	1- 8		
1- 1	0- 0		0- 1	NEUTRAL		0- 0	0- 0	1- 0		
3- 8	0- 0		0- 0	NON-CONFERENCE		0- 1	0- 2	3- 5		
3- 4	0- 0		0- 0	HOME		0- 0	0- 1	3- 3		
0- 4	0- 0		0- 0	AWAY		0- 1	0- 1	0- 2		
0- 0	0- 0		0- 0	NEUTRAL		0- 0	0- 0	0- 0		
5- 15	0- 0		0- 3	CONFERENCE		0- 0	0- 2	5- 10		
3- 6	0- 0		0- 1	HOME		0- 0	0- 1	3- 4		
1- 8	0- 0		0- 1	AWAY		0- 0	0- 1	1- 6		
1- 1	0- 0		0- 1	NEUTRAL		0- 0	0- 0	1- 0		

[illegible]

Non-Div I Games:

Manhattan

Loss, Non-Conf, S Site, H Home A Away N Neutral

RPI	S	Opponent	Score
333	H	Saint Peter's	49 60

M
a
n
h
a
t
t
a
n

M
a
n
h
a
t
t
a
n

Manhattan

Average RPI Win: 222		WON-LOST	WINNING	LAST 12	STRENGTH OF		OPP. STRENGTH	TEAM	ADJ.	CONF.	ADJ CONF.
Average RPI Loss: 35	RECORD	PCT. RANK	GAMES	SCHEDULE	OF SCHEDULE	RPI	RPI	RPI	RPI	RPI	RPI
DIV. I ONLY	26- 6	21	12- 0	110	182	43	43	26	26		
DIV. I NON-CONF.	5- 6	190	0- 0	7	13	65	65	23	23		
TOTALS	RPI 1-25	RPI 26-50	W-L RECORDS	RPI 51-100	RPI 101-150	RPI 150+					
26- 6	0- 3	1- 1	OVERALL	0- 2	4- 0	21- 0					
12- 1	0- 0	1- 0	HOME	0- 1	2- 0	9- 0					
10- 3	0- 1	0- 1	AWAY	0- 1	1- 0	9- 0					
4- 2	0- 2	0- 0	NEUTRAL	0- 0	1- 0	3- 0					
5- 6	0- 3	1- 1	NON-CONFERENCE	0- 2	1- 0	3- 0					
3- 1	0- 0	1- 0	HOME	0- 1	1- 0	1- 0					
1- 3	0- 1	0- 1	AWAY	0- 1	0- 0	1- 0					
1- 2	0- 2	0- 0	NEUTRAL	0- 0	0- 0	1- 0					
21- 0	0- 0	0- 0	CONFERENCE	0- 0	3- 0	18- 0					
9- 0	0- 0	0- 0	HOME	0- 0	1- 0	8- 0					
9- 0	0- 0	0- 0	AWAY	0- 0	1- 0	8- 0					
3- 0	0- 0	0- 0	NEUTRAL	0- 0	1- 0	2- 0					

RPI 1-25					
RPI	S	Opponent	Score		
4	N	Connecticut	39	81	
8	A	Kentucky	56	78	
14	N	Purdue	50	71	

RPI 26-50					
RPI	S	Opponent	Score		
27	H	Princeton	56	45	
30	A	Oklahoma	55	68	

Team's RPI: 43					
RPI	S	Opponent	Score		
57	H	Boston U.	56	62	
98	A	Hartford	53	64	

RPI 51-100					
RPI	S	Opponent	Score		
126	A	Iona	63	40	
126	H	Iona	69	55	
126	N	Iona	72	48	
140	H	Hofstra	85	70	
163	N	Wake Forest	81	66	
164	A	Yale	62	50	
193	A	Fairfield	70	33	
193	H	Fairfield	61	56	
197	A	Rider	62	47	
197	H	Rider	69	44	
232	A	Niagara	71	51	
232	H	Niagara	68	41	
232	N	Niagara	61	36	
234	A	Loyola Maryland	79	55	
234	H	Loyola Maryland	67	38	
256	A	Siena	66	48	
256	H	Siena	75	64	
268	A	Canisius	51	41	
268	H	Canisius	54	40	
295	H	Vermont	66	45	

RPI 101+					
RPI	S	Opponent	Score		
313	A	Manhattan	60	39	
313	H	Manhattan	66	47	
313	N	Manhattan	72	50	
333	A	Saint Peter's	68	49	
333	H	Saint Peter's	79	50	

LAST 12 Division I GAMES:					
126	N	Iona	72	48	
232	N	Niagara	61	36	
313	N	Manhattan	72	50	
193	A	Fairfield	70	33	
333	H	Saint Peter's	79	50	
234	A	Loyola Maryland	79	55	
197	H	Rider	69	44	
313	H	Manhattan	66	47	
232	H	Niagara	68	41	
256	A	Siena	66	48	
126	A	Iona	63	40	
333	A	Saint Peter's	68	49	

Non-Div I Games:

Marist

Loss, Non-Conf, S Site, H Home A Away N Neutral

Average RPI Win:	144	WON-LOST	WINNING	LAST 12	STRENGTH OF	OPP. STRENGTH	TEAM	ADJ.	CONF.	ADJ CONF.
Average RPI Loss:	50	RECORD	PCT. RANK	GAMES	SCHEDULE	OF SCHEDULE	RPI	RPI	RPI	RPI
DIV. I ONLY	16- 15	156	6- 6	20	29	68	68	4	4	
DIV. I NON-CONF.	8- 5	114	0- 0	18	46	47	47	3	3	
TOTALS	RPI 1-25	RPI 26-50	W-L RECORDS	RPI 51-100	RPI 101-150	RPI 150+				
16- 15	0- 6	3- 4	OVERALL	3- 3	2- 1	8- 1				
7- 8	0- 4	1- 3	HOME	1- 1	2- 0	3- 0				
7- 6	0- 2	2- 0	AWAY	2- 2	0- 1	3- 1				
2- 1	0- 0	0- 1	NEUTRAL	0- 0	0- 0	2- 0				
8- 5	0- 2	1- 1	NON-CONFERENCE	2- 1	2- 1	3- 0				
5- 2	0- 1	0- 1	HOME	1- 0	2- 0	2- 0				
2- 3	0- 1	1- 0	AWAY	1- 1	0- 1	0- 0				
1- 0	0- 0	0- 0	NEUTRAL	0- 0	0- 0	1- 0				
8- 10	0- 4	2- 3	CONFERENCE	1- 2	0- 0	5- 1				
2- 6	0- 3	1- 2	HOME	0- 1	0- 0	1- 0				
5- 3	0- 1	1- 0	AWAY	1- 1	0- 0	3- 1				
1- 1	0- 0	0- 1	NEUTRAL	0- 0	0- 0	1- 0				

RPI	S	Opponent	Score	RPI	S	Opponent	Score	RPI	S	Opponent	Score	RPI	S	Opponent	Score
2	H	Notre Dame	49 87	26	H	DePaul	70 66	56	A	South Fla.	48 58	102	H	Navy	73 65
4	A	Connecticut	37 94	26	N	DePaul	69 77	61	A	South Dakota St.	77 74	123	H	Butler	73 62
4	H	Connecticut	51 85	28	A	Villanova	60 56	70	H	Fordham	51 48	124	A	Wisconsin	68 71
10	A	Texas A&M	64 84	33	H	Syracuse	79 92	77	A	Georgetown	51 48	178	H	Loyola Chicago	77 61
21	H	Green Bay	46 55	39	H	St. John's (NY)	61 67	85	H	Rutgers	54 72	181	A	Cincinnati	52 54
22	H	Louisville	63 64	46	H	Toledo	71 82	99	A	Georgia Tech	72 76	181	H	Cincinnati	72 58
				50	A	Central Mich.	78 74					199	A	Seton Hall	56 53
Team's RPI: 68															
LAST 12 Division I GAMES:															
		26 N DePaul	69 77			2	H Notre Dame	49 87							
		241 N Pittsburgh	66 43			181	A Cincinnati	52 54							
		181 H Cincinnati	72 58			28	A Villanova	60 56							
		77 A Georgetown	51 48			4	A Connecticut	37 94							
		207 A Providence	81 70			26	H DePaul	70 66							
		39 H St. John's (NY)	61 67			85	H Rutgers	54 72							

Non-Div I Games:

Marquette

■ Loss,
■ Non-Conf,
■ S Site,
■ H Home
■ A Away
N Neutral

Average RPI Win:	187	WON-LOST	WINNING	LAST 12	STRENGTH OF	OPP. STRENGTH	TEAM	ADJ.	CONF.	ADJ CONF.
Average RPI Loss:	137	RECORD	PCT. RANK	GAMES	SCHEDULE	OF SCHEDULE	RPI	RPI	RPI	RPI
DIV. I ONLY	9- 21	283	3- 9	108	145	255	255	8	8	
DIV. I NON-CONF.	6- 7	182	0- 0	209	287	223	223	10	10	
TOTALS	RPI 1-25	RPI 26-50	W-L RECORDS	RPI 51-100	RPI 101-150	RPI 150+				
9- 21	0- 0	0- 0	OVERALL	2- 7	2- 8	5- 6				
6- 7	0- 0	0- 0	HOME	2- 1	1- 2	3- 4				
1- 10	0- 0	0- 0	AWAY	0- 3	0- 6	1- 1				
2- 4	0- 0	0- 0	NEUTRAL	0- 3	1- 0	1- 1				
6- 7	0- 0	0- 0	NON-CONFERENCE	0- 2	1- 2	5- 3				
3- 2	0- 0	0- 0	HOME	0- 0	0- 0	3- 2				
1- 2	0- 0	0- 0	AWAY	0- 0	0- 2	1- 0				
2- 3	0- 0	0- 0	NEUTRAL	0- 2	1- 0	1- 1				
3- 14	0- 0	0- 0	CONFERENCE	2- 5	1- 6	0- 3				
3- 5	0- 0	0- 0	HOME	2- 1	1- 2	0- 2				
0- 8	0- 0	0- 0	AWAY	0- 3	0- 4	0- 1				
0- 1	0- 0	0- 0	NEUTRAL	0- 1	0- 0	0- 0				

RPI 1-25			RPI 26-50			RPI 51-100				RPI 101+ Team's RPI: 255					
RPI	S	Opponent	Score	RPI	S	Opponent	Score	RPI	S	Opponent	Score	RPI	S	Opponent	Score
								55	N	West Virginia	48 64	102	A	Navy	51 67
								68	N	Marquette	46 67	120	A	UCF	52 67
								69	A	SMU	50 67	120	H	UCF	51 75
								82	A	East Carolina	47 54	127	A	UAB	43 61
								82	H	East Carolina	72 60	127	H	UAB	45 61
								87	H	Tulane	57 67	128	A	Memphis	53 63
								91	H	UTEP	59 47	128	H	Memphis	55 54
								91	N	UTEP	59 70	130	A	Rice	61 71
								94	A	Tulsa	49 67	142	N	Presbyterian	59 51
												146	A	Indiana St.	49 55
												166	H	Tennessee Tech	60 67
												176	A	Southern Miss.	46 48
												176	H	Southern Miss.	61 68
												180	H	Ball St.	70 45
												184	H	Houston	63 71
												216	H	Radford	65 63
												252	H	Furman	52 46
												279	N	Southern U.	57 47
												307	N	Jackson St.	63 67
												315	A	Southern Ill.	70 66
												321	H	Ohio	48 55
LAST 12 Division I GAMES:															
				91	N	UTEP	59 70	127	A	UAB	43 61				
				128	A	Memphis	53 63	91	H	UTEP	59 47				
				120	H	UCF	51 75	69	A	SMU	50 67				
				176	H	Southern Miss.	61 68	120	A	UCF	52 67				
				130	A	Rice	61 71	128	H	Memphis	55 54				
				82	H	East Carolina	72 60	82	A	East Carolina	47 54				

Non-Div I Games:

Marshall

■ Loss,
 ■ Non-Conf,
 ■ S Site,
 ■ Home
 ■ A Away
 N Neutral

Average RPI Win:	139	WON-LOST	WINNING	LAST 12	STRENGTH OF	OPP. STRENGTH	TEAM	ADJ.	CONF.	ADJ CONF.
Average RPI Loss:	14	RECORD	PCT. RANK	GAMES	SCHEDULE	OF SCHEDULE	RPI	RPI	RPI	RPI
DIV. I ONLY	24- 7	32	8- 4	26	46	12	12	5	5	
DIV. I NON-CONF.	9- 2	34	0- 0	34	78	11	11	4	4	
TOTALS	RPI 1-25	RPI 26-50	W-L RECORDS	RPI 51-100	RPI 101-150	RPI 150+				
24- 7	4- 6	0- 1	OVERALL	5- 0	5- 0	10- 0				
13- 1	2- 1	0- 0	HOME	3- 0	3- 0	5- 0				
10- 5	2- 4	0- 1	AWAY	2- 0	2- 0	4- 0				
1- 1	0- 1	0- 0	NEUTRAL	0- 0	0- 0	1- 0				
9- 2	2- 1	0- 1	NON-CONFERENCE	1- 0	1- 0	5- 0				
5- 0	0- 0	0- 0	HOME	1- 0	1- 0	3- 0				
4- 2	2- 1	0- 1	AWAY	0- 0	0- 0	2- 0				
0- 0	0- 0	0- 0	NEUTRAL	0- 0	0- 0	0- 0				
15- 5	2- 5	0- 0	CONFERENCE	4- 0	4- 0	5- 0				
8- 1	2- 1	0- 0	HOME	2- 0	2- 0	2- 0				
6- 3	0- 3	0- 0	AWAY	2- 0	2- 0	2- 0				
1- 1	0- 1	0- 0	NEUTRAL	0- 0	0- 0	1- 0				

RPI 1-25				RPI 26-50				RPI 51-100				RPI 101+			
RPI	S	Opponent	Score	RPI	S	Opponent	Score	RPI	S	Opponent	Score	RPI	S	Opponent	Score
4	A	Connecticut	48 63	32	A	Saint Joseph's	49 50	51	H	Miami (FL)	84 62	112	H	North Carolina St.	82 62
5	A	Duke	56 71					98	H	Hartford	72 40	121	A	Boston College	86 61
5	H	Duke	59 75					99	A	Georgia Tech	66 57	121	H	Boston College	85 62
15	A	North Carolina	57 60					100	A	Virginia	73 44	133	H	American	94 54
15	H	North Carolina	85 59					100	H	Virginia	79 55	144	A	Virginia Tech	74 45
15	N	North Carolina	65 72									163	A	Wake Forest	73 63
16	A	Nebraska	90 71									163	H	Wake Forest	88 61
18	A	Delaware	69 53									163	N	Wake Forest	92 81
20	A	Florida St.	71 72									198	A	Clemson	80 40
20	H	Florida St.	71 64									198	H	Clemson	75 45
												202	H	Mt. St. Mary's	88 47
												234	A	Loyola Maryland	88 45
												267	A	Towson	88 43
												291	H	George Mason	90 40
												301	H	Brown	76 36
LAST 12 Division I GAMES:															
15 N North Carolina				65 72	100 A Virginia				73 44						
163 N Wake Forest				92 81	198 H Clemson				75 45						
163 H Wake Forest				88 61	5 A Duke				56 71						
20 A Florida St.				71 72	163 A Wake Forest				73 63						
5 H Duke				59 75	121 H Boston College				85 62						
121 A Boston College				86 61	198 A Clemson				80 40						

Non-Div I Games:

Maryland

■ Loss,
■ Non-Conf, S Site,
■ Home
■ Away
N Neutral

Massachusetts

Through Games Of Sunday, March 17, 2013

Average RPI Win:	271	WON-LOST	WINNING	LAST 12	STRENGTH OF	OPP. STRENGTH	TEAM	ADJ.	CONF.	ADJ CONF.
Average RPI Loss:	136	RECORD	PCT. RANK	GAMES	SCHEDULE	OF SCHEDULE	RPI	RPI	RPI	RPI
DIV. I ONLY	3- 26	335	0- 12	80	137	300	300	9	9	
DIV. I NON-CONF.	2- 13	318	0- 0	93	264	274	274	8	8	
TOTALS	RPI 1-25	RPI 26-50	W-L RECORDS	RPI 51-100	RPI 101-150	RPI 150+				
3- 26	0- 2	0- 3	OVERALL	0- 5	0- 5	3- 11				
2- 12	0- 0	0- 2	HOME	0- 2	0- 4	2- 4				
1- 14	0- 2	0- 1	AWAY	0- 3	0- 1	1- 7				
0- 0	0- 0	0- 0	NEUTRAL	0- 0	0- 0	0- 0				
2- 13	0- 1	0- 1	NON-CONFERENCE	0- 3	0- 2	2- 6				
1- 6	0- 0	0- 1	HOME	0- 1	0- 2	1- 2				
1- 7	0- 1	0- 0	AWAY	0- 2	0- 0	1- 4				
0- 0	0- 0	0- 0	NEUTRAL	0- 0	0- 0	0- 0				
1- 13	0- 1	0- 2	CONFERENCE	0- 2	0- 3	1- 5				
1- 6	0- 0	0- 1	HOME	0- 1	0- 2	1- 2				
0- 7	0- 1	0- 1	AWAY	0- 1	0- 1	0- 3				
0- 0	0- 0	0- 0	NEUTRAL	0- 0	0- 0	0- 0				

RPI 1-25				RPI 26-50				RPI 51-100				RPI 101+ Team's RPI: 300			
RPI	S	Opponent	Score	RPI	S	Opponent	Score	RPI	S	Opponent	Score	RPI	S	Opponent	Score
2	A	Notre Dame	50 94	32	A	Saint Joseph's	50 87	53	H	Charlotte	60 79	103	A	Richmond	63 81
13	A	Dayton	44 83	36	H	Duquesne	44 53	57	A	Boston U.	50 73	108	H	Bowling Green	61 64
				40	H	Quinnipiac	72 81	70	A	Fordham	57 69	122	H	Temple	54 66
								90	A	Harvard	59 85	123	H	Butler	61 75
								98	H	Hartford	65 71	147	H	Holy Cross	59 63
												154	H	George Washington	62 58
												165	A	Northeastern	51 78
												174	A	Miami (OH)	40 50
												201	A	Saint Louis	50 59
												203	A	Central Conn. St.	69 78
												210	H	La Salle	57 68
												212	H	Xavier	54 67
												215	A	St. Bonaventure	49 61
												244	A	Ole Miss	59 71
												256	H	Siena	51 57
												263	H	Dartmouth	55 57
												304	A	Rhode Island	42 45
												321	A	Ohio	65 61
												338	H	Kent St.	83 53
LAST 12 Division I GAMES:															
212	H	Xavier	54 67	201	A	Saint Louis	50 59								
32	A	Saint Joseph's	50 87	122	H	Temple	54 66								
36	H	Duquesne	44 53	210	H	La Salle	57 68								
53	H	Charlotte	60 79	13	A	Dayton	44 83								
304	A	Rhode Island	42 45	123	H	Butler	61 75								
103	A	Richmond	63 81	215	A	St. Bonaventure	49 61								

Non-Div I Games:

Massachusetts

Loss, Non-Conf, S Site, H Home A Away N Neutral

Average RPI Win:	210	WON-LOST	WINNING	LAST 12	STRENGTH OF	OPP. STRENGTH	TEAM	ADJ.	CONF.	ADJ CONF.
Average RPI Loss:	154	RECORD	PCT. RANK	GAMES	SCHEDULE	OF SCHEDULE	RPI	RPI	RPI	RPI
DIV. I ONLY	16- 14	145	7- 5	174	227	153	153	20	20	
DIV. I NON-CONF.	3- 6	244	0- 0	123	43	190	190	20	20	
TOTALS	RPI 1-25	RPI 26-50	W-L RECORDS	RPI 51-100	RPI 101-150	RPI 150+				
16- 14	0- 0	0- 2	OVERALL	2- 2	2- 3	12- 7				
8- 3	0- 0	0- 0	HOME	1- 0	1- 1	6- 2				
5- 10	0- 0	0- 2	AWAY	1- 1	1- 2	3- 5				
3- 1	0- 0	0- 0	NEUTRAL	0- 1	0- 0	3- 0				
3- 6	0- 0	0- 2	NON-CONFERENCE	0- 1	0- 1	3- 2				
2- 0	0- 0	0- 0	HOME	0- 0	0- 0	2- 0				
0- 6	0- 0	0- 2	AWAY	0- 1	0- 1	0- 2				
1- 0	0- 0	0- 0	NEUTRAL	0- 0	0- 0	1- 0				
13- 8	0- 0	0- 0	CONFERENCE	2- 1	2- 2	9- 5				
6- 3	0- 0	0- 0	HOME	1- 0	1- 1	4- 2				
5- 4	0- 0	0- 0	AWAY	1- 0	1- 1	3- 3				
2- 1	0- 0	0- 0	NEUTRAL	0- 1	0- 0	2- 0				

RPI S	Opponent	Score	RPI S	Opponent	Score	RPI S	Opponent	Score	RPI S	Opponent	Score	Team's RPI: 153
29	A Vanderbilt	71 82	87	A Tulane	63 69	111	A Sam Houston St.	53 60				
34	A LSU	75 82	93	A Oral Roberts	72 71	111	H Sam Houston St.	62 58				
			93	H Oral Roberts	76 71	130	A Rice	51 60				
			93	N Oral Roberts	66 79	137	A Lamar	65 46				
						137	H Lamar	53 57				
						156	A Nicholls St.	59 65				
						156	H Nicholls St.	61 78				
						156	N Nicholls St.	86 70				
						176	A Southern Miss.	59 68				
						179	H Texas Southern	59 42				
						184	H Houston	76 72				
						185	A Louisiana Tech	50 52				
						206	A Stephen F. Austin	74 57				
						206	H Stephen F. Austin	66 60				
						244	N Ole Miss	80 75				
						249	A Central Ark.	77 61				
						249	H Central Ark.	69 77				
						290	A Northwestern St.	62 64				
						290	H Northwestern St.	80 54				
						290	N Northwestern St.	63 45				
						294	A Southeastern La.	79 55				
						294	H Southeastern La.	75 67				
						328	A A&M-Corpus Christi	59 60				
						328	H A&M-Corpus Christi	68 39				
LAST 12 Division I GAMES:												
			93	N Oral Roberts	66 79	93	H Oral Roberts	76 71				
			156	N Nicholls St.	86 70	294	H Southeastern La.	75 67				
			290	N Northwestern St.	63 45	137	A Lamar	65 46				
			156	A Nicholls St.	59 65	328	A A&M-Corpus Christi	59 60				
			294	A Southeastern La.	79 55	111	A Sam Houston St.	53 60				
			249	H Central Ark.	69 77	290	H Northwestern St.	80 54				

Non-Div I Games: Centenary (LA) 90 33 Talladega 79 59

McNeese St.

■ Loss,
 ■ Non-Conf,
 ■ S Site,
 ■ Home
 ■ A Away
 N Neutral

Average RPI Win:	178	WON-LOST	WINNING	LAST 12	STRENGTH OF	OPP. STRENGTH	TEAM	ADJ.	CONF.	ADJ CONF.
Average RPI Loss:	130	RECORD	PCT. RANK	GAMES	SCHEDULE	OF SCHEDULE	RPI	RPI	RPI	RPI
DIV. I ONLY	17- 14	138	5- 7	136	101	128	128	8	8	
DIV. I NON-CONF.	9- 5	98	0- 0	186	159	136	136	10	10	
TOTALS	RPI 1-25	RPI 26-50	W-L RECORDS	RPI 51-100	RPI 101-150	RPI 150+				
17- 14	0- 0	0- 1	OVERALL	4- 6	3- 2	10- 5				
11- 5	0- 0	0- 0	HOME	3- 3	2- 1	6- 1				
6- 8	0- 0	0- 1	AWAY	1- 3	1- 1	4- 3				
0- 1	0- 0	0- 0	NEUTRAL	0- 0	0- 0	0- 1				
9- 5	0- 0	0- 1	NON-CONFERENCE	2- 2	0- 0	7- 2				
5- 3	0- 0	0- 0	HOME	1- 2	0- 0	4- 1				
4- 2	0- 0	0- 1	AWAY	1- 0	0- 0	3- 1				
0- 0	0- 0	0- 0	NEUTRAL	0- 0	0- 0	0- 0				
8- 9	0- 0	0- 0	CONFERENCE	2- 4	3- 2	3- 3				
6- 2	0- 0	0- 0	HOME	2- 1	2- 1	2- 0				
2- 6	0- 0	0- 0	AWAY	0- 3	1- 1	1- 2				
0- 1	0- 0	0- 0	NEUTRAL	0- 0	0- 0	0- 1				

RPI 1-25	RPI 26-50	RPI 51-100	RPI 101+	Team's RPI: 128
RPI S Opponent Score	RPI S Opponent Score	RPI S Opponent Score	RPI S Opponent Score	Score
	42 Middle Tenn. 68 82	65 UALR 44 56	120 UCF 62 83	
		66 Illinois St. 76 74	120 UCF 65 70	
		69 SMU 67 74	127 UAB 63 55	
		80 Illinois 65 73	127 UAB 64 57	
		82 East Carolina 52 69	130 Rice 64 60	
		82 East Carolina 66 56	166 Tennessee Tech 73 64	
		87 Tulane 62 72	176 Southern Miss. 80 74	
		91 UTEP 77 71	176 Southern Miss. 63 57	
		94 Tulsa 68 79	176 N Southern Miss. 58 67	
		97 Missouri 72 69	184 Houston 74 77	
			195 Prairie View 58 70	
			199 Seton Hall 65 58	
			201 Saint Louis 65 58	
			205 Wright St. 109 68	
			253 East Tenn. St. 73 83	
			255 Marshall 54 55	
			255 Marshall 63 53	
			308 Grambling 92 42	
			309 Texas-Arlington 89 76	
			316 Alabama A&M 80 57	
LAST 12 Division I GAMES:				
176 N Southern Miss. 58 67	69 SMU 67 74			
255 Marshall 63 53	127 UAB 64 57			
82 East Carolina 52 69	120 UCF 62 83			
94 Tulsa 68 79	255 Marshall 54 55			
91 UTEP 77 71	130 Rice 64 60			
176 Southern Miss. 80 74	120 UCF 65 70			

Non-Div I Games:

Memphis

Loss, Non-Conf, S Site, Home Away N Neutral

Average RPI Win:	283	WON-LOST	WINNING	LAST 12	STRENGTH OF	OPP. STRENGTH	TEAM	ADJ.	CONF.	ADJ CONF.
Average RPI Loss:	88	RECORD	PCT. RANK	GAMES	SCHEDULE	OF SCHEDULE	RPI	RPI	RPI	RPI
DIV. I ONLY	19- 11	91	8- 4	257	266	149	149	29	29	
DIV. I NON-CONF.	6- 6	160	1- 1	167	162	155	155	27	27	
TOTALS	RPI 1-25	RPI 26-50	W-L RECORDS	RPI 51-100	RPI 101-150	RPI 150+				
19- 11	0- 3	0- 0	OVERALL	1- 5	0- 1	18- 2				
10- 5	0- 0	0- 0	HOME	1- 3	0- 1	9- 1				
9- 6	0- 3	0- 0	AWAY	0- 2	0- 0	9- 1				
0- 0	0- 0	0- 0	NEUTRAL	0- 0	0- 0	0- 0				
6- 6	0- 3	0- 0	NON-CONFERENCE	1- 0	0- 1	5- 2				
3- 2	0- 0	0- 0	HOME	1- 0	0- 1	2- 1				
3- 4	0- 3	0- 0	AWAY	0- 0	0- 0	3- 1				
0- 0	0- 0	0- 0	NEUTRAL	0- 0	0- 0	0- 0				
13- 5	0- 0	0- 0	CONFERENCE	0- 5	0- 0	13- 0				
7- 3	0- 0	0- 0	HOME	0- 3	0- 0	7- 0				
6- 2	0- 0	0- 0	AWAY	0- 2	0- 0	6- 0				
0- 0	0- 0	0- 0	NEUTRAL	0- 0	0- 0	0- 0				

RPI 1-25				RPI 26-50				RPI 51-100				RPI 101+ Team's RPI: 149			
RPI	S	Opponent	Score	RPI	S	Opponent	Score	RPI	S	Opponent	Score	RPI	S	Opponent	Score
2	A	Notre Dame	36 93					52	A	FGCU	62 89	141	H	High Point	57 62
19	A	Georgia	38 80					52	H	FGCU	41 70	168	A	Northern Ky.	77 67
20	A	Florida St.	42 94					88	H	Davidson	46 43	168	H	Northern Ky.	60 69
								89	A	Stetson	60 74	252	A	Furman	64 73
								89	H	Stetson	52 67	253	A	East Tenn. St.	67 58
								89	H	Stetson	41 74	253	H	East Tenn. St.	79 64
												270	A	USC Upstate	55 54
												270	H	USC Upstate	72 55
												278	A	North Florida	56 43
												278	H	North Florida	51 49
												297	A	Troy	96 90
												305	A	Ga. Southern	48 44
												306	A	Jacksonville	72 68
												306	H	Jacksonville	63 53
												306	H	Jacksonville	68 61
												329	A	Kennesaw St.	71 46
												329	H	Kennesaw St.	57 36
												334	H	Alabama St.	65 55
												337	A	Lipscomb	74 70
												337	H	Lipscomb	53 31
												342	H	Jacksonville St.	63 51
LAST 12 Division I GAMES:															
89	H	Stetson	52 67	270	A	USC Upstate	55 54								
306	H	Jacksonville	63 53	253	A	East Tenn. St.	67 58								
89	A	Stetson	60 74	306	H	Jacksonville	68 61								
52	A	FGCU	62 89	278	H	North Florida	51 49								
337	H	Lipscomb	53 31	329	H	Kennesaw St.	57 36								
168	H	Northern Ky.	60 69	168	A	Northern Ky.	77 67								

Non-Div I Games: Brevard 57 50

Mercer

■ Loss,
 ■ Non-Conf, S Site,
 ■ Home
 ■ Away
 N Neutral

Average RPI Win: 149		WON-LOST	WINNING	LAST 12	STRENGTH OF		OPP. STRENGTH	TEAM	ADJ.	CONF.	ADJ CONF.
Average RPI Loss: 38		RECORD	PCT. RANK	GAMES	SCHEDULE		OF SCHEDULE	RPI	RPI	RPI	RPI
DIV. I ONLY		21- 10	67	7- 5	70		35	51	51	5	5
DIV. I NON-CONF.		9- 2	34	0- 0	129		87	58	58	4	4
TOTALS		RPI 1-25	RPI 26-50		W-L RECORDS		RPI 51-100	RPI 101-150		RPI 150+	
21- 10	2- 7	0- 0		OVERALL		3- 3	8- 0		8- 0		
15- 3	2- 3	0- 0		HOME		3- 0	4- 0		6- 0		
5- 6	0- 3	0- 0		AWAY		0- 3	3- 0		2- 0		
1- 1	0- 1	0- 0		NEUTRAL		0- 0	1- 0		0- 0		
9- 2	1- 1	0- 0		NON-CONFERENCE		1- 1	2- 0		5- 0		
8- 1	1- 1	0- 0		HOME		1- 0	1- 0		5- 0		
1- 1	0- 0	0- 0		AWAY		0- 1	1- 0		0- 0		
0- 0	0- 0	0- 0		NEUTRAL		0- 0	0- 0		0- 0		
12- 8	1- 6	0- 0		CONFERENCE		2- 2	6- 0		3- 0		
7- 2	1- 2	0- 0		HOME		2- 0	3- 0		1- 0		
4- 5	0- 3	0- 0		AWAY		0- 2	2- 0		2- 0		
1- 1	0- 1	0- 0		NEUTRAL		0- 0	1- 0		0- 0		

RPI 1-25				RPI 26-50				RPI 51-100				Team's RPI: 51				RPI 101+					
RPI	S	Opponent	Score	RPI	S	Opponent	Score	RPI	S	Opponent	Score	RPI	S	Opponent	Score	RPI	S	Opponent	Score		
5	A	Duke	43 82					85	A	Rutgers	34 42	103	A	Richmond	69 63						
5	H	Duke	69 65					88	H	Davidson	67 35	112	A	North Carolina St.	59 55						
6	H	Penn St.	69 65					99	A	Georgia Tech	64 68	112	H	North Carolina St.	79 53						
7	H	Tennessee	67 79					99	H	Georgia Tech	71 65	121	H	Boston College	79 54						
12	A	Maryland	62 84					100	A	Virginia	52 62	124	H	Wisconsin	67 44						
15	H	North Carolina	62 64					100	H	Virginia	58 52	144	A	Virginia Tech	64 46						
20	A	Florida St.	65 86									144	H	Virginia Tech	68 42						
20	H	Florida St.	78 93									144	N	Virginia Tech	45 39						
20	N	Florida St.	58 70									163	A	Wake Forest	79 78						
												198	A	Clemson	62 46						
												198	H	Clemson	78 56						
												203	H	Central Conn. St.	64 43						
												216	H	Radford	75 58						
												224	H	Fla. Atlantic	76 61						
												278	H	North Florida	77 24						
												340	H	Alcorn	68 53						
LAST 12 Division I GAMES:																					
20 N Florida St.				58 70	121 H Boston College				79 54												
144 N Virginia Tech				45 39	20 H Florida St.				78 93												
144 A Virginia Tech				64 46	198 A Clemson				62 46												
5 H Duke				69 65	144 H Virginia Tech				68 42												
99 A Georgia Tech				64 68	5 A Duke				43 82												
112 A North Carolina St.				59 55	15 H North Carolina				62 64												

Non-Div I Games:

Miami (FL)

■ Loss,
 ■ Non-Conf,
 ■ S Site,
 ■ H Home
 ■ A Away
 N Neutral

Average RPI Win:	247	WON-LOST	WINNING	LAST 12	STRENGTH OF	OPP. STRENGTH	TEAM	ADJ.	CONF.	ADJ CONF.
Average RPI Loss:	132	RECORD	PCT. RANK	GAMES	SCHEDULE	OF SCHEDULE	RPI	RPI	RPI	RPI
DIV. I ONLY	19- 12	102	6- 6	286	210	174	174	18	18	
DIV. I NON-CONF.	8- 5	114	0- 0	189	172	135	135	19	19	
TOTALS	RPI 1-25	RPI 26-50	W-L RECORDS	RPI 51-100	RPI 101-150	RPI 150+				
19- 12	0- 1	1- 3	OVERALL	0- 1	2- 2	16- 5				
10- 5	0- 0	0- 2	HOME	0- 1	1- 1	9- 1				
8- 5	0- 1	1- 0	AWAY	0- 0	1- 1	6- 3				
1- 2	0- 0	0- 1	NEUTRAL	0- 0	0- 0	1- 1				
8- 5	0- 1	1- 1	NON-CONFERENCE	0- 1	0- 0	7- 2				
5- 1	0- 0	0- 0	HOME	0- 1	0- 0	5- 0				
2- 3	0- 1	1- 0	AWAY	0- 0	0- 0	1- 2				
1- 1	0- 0	0- 1	NEUTRAL	0- 0	0- 0	1- 0				
11- 7	0- 0	0- 2	CONFERENCE	0- 0	2- 2	9- 3				
5- 4	0- 0	0- 2	HOME	0- 0	1- 1	4- 1				
6- 2	0- 0	0- 0	AWAY	0- 0	1- 1	5- 1				
0- 1	0- 0	0- 0	NEUTRAL	0- 0	0- 0	0- 1				

RPI	S	Opponent	Score	RPI	S	Opponent	Score	RPI	S	Opponent	Score	RPI	S	Opponent	Score	Team's RPI: 174
8	A	Kentucky	53 92	36	A	Duquesne	54 49	81	H	Youngstown St.	56 76	108	A	Bowling Green	57 54	
				41	N	Creighton	57 66					108	H	Bowling Green	76 61	
				46	H	Toledo	49 80					113	A	Akron	65 71	
				50	H	Central Mich.	60 72					113	H	Akron	77 84	
LAST 12 Division I GAMES:																
				258	N	Buffalo	70 82	258	A	Buffalo	69 56	168	H	Northern Ky.	63 52	
				321	H	Ohio	83 61	50	H	Central Mich.	60 72	173	H	Col. of Charleston	55 42	
				321	A	Ohio	66 61	113	H	Akron	77 84	180	A	Ball St.	59 62	
				113	A	Akron	65 71	46	H	Toledo	49 80	187	A	Eastern Ky.	63 73	
				338	H	Kent St.	73 39	284	A	Northern Ill.	65 51	205	H	Wright St.	72 54	
				108	H	Bowling Green	76 61	258	A	Buffalo	69 56	246	A	Cleveland St.	75 87	
								258	H	Buffalo	70 78	248	H	Eastern Mich.	70 48	
								258	N	Buffalo	70 82	257	A	Western Mich.	73 47	
								277	H	Robert Morris	70 56	258	A	Buffalo	69 56	
								284	A	Northern Ill.	65 51	258	H	Buffalo	70 78	
								292	N	Nevada	62 49	258	N	Buffalo	70 82	
								300	H	Massachusetts	50 40	277	H	Robert Morris	70 56	
								321	A	Ohio	66 61	284	A	Northern Ill.	65 51	
								321	H	Ohio	78 56	292	N	Nevada	62 49	
								321	H	Ohio	83 61	300	H	Massachusetts	50 40	
								338	A	Kent St.	76 48	321	A	Ohio	66 61	
								338	H	Kent St.	73 39	321	H	Ohio	78 56	
								343	A	Chicago St.	71 37	338	A	Kent St.	76 48	
												338	H	Kent St.	73 39	
												343	A	Chicago St.	71 37	

Non-Div I Games:

Miami (OH)

■ Loss,
 ■ Non-Conf, S Site,
 ■ Home
 ■ Away
 N Neutral

Michigan				Through Games Of Sunday, March 17, 2013						
Average RPI Win:	136	WON-LOST	WINNING	LAST 12	STRENGTH OF	OPP. STRENGTH	TEAM	ADJ.	CONF.	ADJ CONF.
Average RPI Loss:	38	RECORD	PCT. RANK	GAMES	SCHEDULE	OF SCHEDULE	RPI	RPI	RPI	RPI
DIV. I ONLY	21- 10	67	5- 7	30	45	35	35	2	2	
DIV. I NON-CONF.	11- 2	23	0- 0	66	124	28	28	2	2	

TOTALS	RPI 1-25	RPI 26-50	W-L RECORDS	RPI 51-100	RPI 101-150	RPI 150+				
21- 10	2- 6	1- 1	OVERALL	5- 2	4- 1	9- 0				
13- 4	1- 3	0- 1	HOME	4- 0	3- 0	5- 0				
7- 5	1- 2	1- 0	AWAY	1- 2	1- 1	3- 0				
1- 1	0- 1	0- 0	NEUTRAL	0- 0	0- 0	1- 0				
11- 2	0- 1	0- 0	NON-CONFERENCE	4- 0	1- 1	6- 0				
8- 1	0- 1	0- 0	HOME	3- 0	1- 0	4- 0				
3- 1	0- 0	0- 0	AWAY	1- 0	0- 1	2- 0				
0- 0	0- 0	0- 0	NEUTRAL	0- 0	0- 0	0- 0				
10- 8	2- 5	1- 1	CONFERENCE	1- 2	3- 0	3- 0				
5- 3	1- 2	0- 1	HOME	1- 0	2- 0	1- 0				
4- 4	1- 2	1- 0	AWAY	0- 2	1- 0	1- 0				
1- 1	0- 1	0- 0	NEUTRAL	0- 0	0- 0	1- 0				

M

i

c

h

i

g

a

n

RPI 1-25				RPI 26-50				Team's RPI: 35	RPI 51-100				RPI 101+			
RPI	S	Opponent	Score	RPI	S	Opponent	Score		RPI	S	Opponent	Score	RPI	S	Opponent	Score
5	H	Duke	54 71	44	A	Iowa	68 64		57	H	Boston U.	67 58	104	A	Northwestern	67 53
6	A	Penn St.	57 68	44	H	Iowa	57 63		64	A	Ohio St.	55 66	104	H	Northwestern	55 50
6	H	Penn St.	49 59						66	A	Illinois St.	56 45	105	A	Utah	40 59
14	A	Purdue	67 56						72	H	Florida	59 53	118	H	Detroit	70 62
16	H	Nebraska	39 57						80	H	Illinois	72 69	124	H	Wisconsin	54 43
23	A	Michigan St.	46 61						84	A	Minnesota	67 82	191	A	Indiana	61 43
23	H	Michigan St.	70 69						90	H	Harvard	72 61	191	H	Indiana	65 48
23	N	Michigan St.	46 62										191	N	Indiana	67 40
													199	H	Seton Hall	72 29
													212	A	Xavier	62 53
													231	H	Valparaiso	73 32
													232	H	Niagara	82 44
													248	A	Eastern Mich.	55 43
													257	H	Western Mich.	60 41

LAST 12 Division I GAMES:																
		23	N	Michigan St.	46	62			23	H	Michigan St.	70	69			
		191	N	Indiana	67	40			14	A	Purdue	67	56			
		64	A	Ohio St.	55	66			80	H	Illinois	72	69			
		104	H	Northwestern	55	50			23	A	Michigan St.	46	61			
		6	A	Penn St.	57	68			84	A	Minnesota	67	82			
		16	H	Nebraska	39	57			44	H	Iowa	57	63			

Non-Div I Games:

Michigan

Average RPI Win:	138	WON-LOST	WINNING	LAST 12	STRENGTH OF	OPP. STRENGTH	TEAM	ADJ.	CONF.	ADJ CONF.
Average RPI Loss:	21	RECORD	PCT. RANK	GAMES	SCHEDULE	OF SCHEDULE	RPI	RPI	RPI	RPI
DIV. I ONLY	24- 8	40	8- 4	49	12	23	23	2	2	
DIV. I NON-CONF.	12- 1	5	0- 0	245	52	38	38	2	2	
TOTALS	RPI 1-25	RPI 26-50	W-L RECORDS	RPI 51-100	RPI 101-150	RPI 150+				
24- 8	2- 6	4- 1	OVERALL	3- 1	6- 0	9- 0				
13- 2	0- 2	2- 0	HOME	2- 0	4- 0	5- 0				
7- 5	1- 3	0- 1	AWAY	1- 1	2- 0	3- 0				
4- 1	1- 1	2- 0	NEUTRAL	0- 0	0- 0	1- 0				
12- 1	0- 1	1- 0	NON-CONFERENCE	1- 0	3- 0	7- 0				
7- 0	0- 0	0- 0	HOME	1- 0	2- 0	4- 0				
3- 1	0- 1	0- 0	AWAY	0- 0	1- 0	2- 0				
2- 0	0- 0	1- 0	NEUTRAL	0- 0	0- 0	1- 0				
12- 7	2- 5	3- 1	CONFERENCE	2- 1	3- 0	2- 0				
6- 2	0- 2	2- 0	HOME	1- 0	2- 0	1- 0				
4- 4	1- 2	0- 1	AWAY	1- 1	1- 0	1- 0				
2- 1	1- 1	1- 0	NEUTRAL	0- 0	0- 0	0- 0				

RPI	S	Opponent	Score	RPI	S	Opponent	Score	RPI	S	Opponent	Score	RPI	S	Opponent	Score
6	A	Penn St.	56 71	35	A	Michigan	69 70	59	H	Albany (NY)	67 35	104	A	Northwestern	67 62
6	H	Penn St.	55 76	35	H	Michigan	61 46	64	A	Ohio St.	60 67	104	H	Northwestern	54 45
6	N	Penn St.	54 46	35	N	Michigan	62 46	80	A	Illinois	79 75	112	A	North Carolina St.	68 51
13	A	Dayton	53 60	44	H	Iowa	65 54	84	H	Minnesota	66 51	122	H	Temple	57 47
14	A	Purdue	68 61	48	N	Texas Tech	50 48					124	H	Wisconsin	54 48
14	H	Purdue	62 67									144	H	Virginia Tech	57 29
14	N	Purdue	47 62									191	A	Indiana	56 46
16	A	Nebraska	54 59									191	H	Indiana	72 42
												192	N	Oregon St.	49 35
												239	H	Milwaukee	81 50
												245	H	IPFW	64 36
												248	A	Eastern Mich.	60 49
												277	H	Robert Morris	68 35
												293	A	Oakland	75 43
												309	H	Texas-Arlington	83 39
LAST 12 Division I GAMES:															
14	N	Purdue	47 62	104	H	Northwestern	54 45								
6	N	Penn St.	54 46	35	A	Michigan	69 70								
35	N	Michigan	62 46	191	H	Indiana	72 42								
124	H	Wisconsin	54 48	6	A	Penn St.	56 71								
14	A	Purdue	68 61	35	H	Michigan	61 46								
64	A	Ohio St.	60 67	104	A	Northwestern	67 62								

Non-Div I Games:

Michigan St.

Average RPI Win:	192	WON-LOST	WINNING	LAST 12	STRENGTH OF	OPP. STRENGTH	TEAM	ADJ.	CONF.	ADJ CONF.
Average RPI Loss:	85	RECORD	PCT. RANK	GAMES	SCHEDULE	OF SCHEDULE	RPI	RPI	RPI	RPI
DIV. I ONLY	25- 7	28	10- 2	97	133	42	42	12	12	
DIV. I NON-CONF.	5- 4	142	0- 0	59	74	72	72	14	14	
TOTALS	RPI 1-25	RPI 26-50	W-L RECORDS	RPI 51-100	RPI 101-150	RPI 150+				
25- 7	0- 2	0- 1	OVERALL	2- 2	5- 1	18- 1				
12- 2	0- 0	0- 0	HOME	1- 0	2- 1	9- 1				
10- 5	0- 2	0- 1	AWAY	0- 2	2- 0	8- 0				
3- 0	0- 0	0- 0	NEUTRAL	1- 0	1- 0	1- 0				
5- 4	0- 2	0- 1	NON-CONFERENCE	0- 1	1- 0	4- 0				
4- 0	0- 0	0- 0	HOME	0- 0	1- 0	3- 0				
1- 4	0- 2	0- 1	AWAY	0- 1	0- 0	1- 0				
0- 0	0- 0	0- 0	NEUTRAL	0- 0	0- 0	0- 0				
20- 3	0- 0	0- 0	CONFERENCE	2- 1	4- 1	14- 1				
8- 2	0- 0	0- 0	HOME	1- 0	1- 1	6- 1				
9- 1	0- 0	0- 0	AWAY	0- 1	2- 0	7- 0				
3- 0	0- 0	0- 0	NEUTRAL	1- 0	1- 0	1- 0				

RPI 1-25				RPI 26-50				Team's RPI: 42	RPI 51-100				RPI 101+			
RPI	S	Opponent	Score	RPI	S	Opponent	Score		RPI	S	Opponent	Score	RPI	S	Opponent	Score
7	A	Tennessee	81 88	44	A	Iowa	63 69		61	A	South Dakota St.	56 63	101	A	Western Ky.	71 54
8	A	Kentucky	46 68						65	A	UALR	43 51	101	H	Western Ky.	79 57
									65	H	UALR	65 56	114	A	FIU	61 51
									65	N	UALR	53 48	114	H	FIU	51 58
													114	N	FIU	68 59
													128	H	Memphis	82 68
													162	A	Arkansas St.	72 70
													162	H	Arkansas St.	93 49
													166	A	Tennessee Tech	65 59
													167	A	South Ala.	60 39
													167	H	South Ala.	69 48
													212	H	Xavier	63 48
													222	A	La.-Monroe	66 48
													222	H	La.-Monroe	74 53
													222	N	La.-Monroe	59 56
													224	A	Fla. Atlantic	70 67
													224	H	Fla. Atlantic	73 59
													227	A	North Texas	60 47
													227	H	North Texas	66 64
													281	A	La.-Lafayette	72 45
													281	H	La.-Lafayette	72 36
													297	A	Troy	85 63
													297	H	Troy	70 74
													310	H	Austin Peay	70 56
													329	H	Kennesaw St.	87 45
LAST 12 Division I GAMES:																
				65	N	UALR	53 48		167	H	South Ala.	69 48				
				114	N	FIU	68 59		65	A	UALR	43 51				
				222	N	La.-Monroe	59 56		297	H	Troy	70 74				
				101	A	Western Ky.	71 54		162	H	Arkansas St.	93 49				
				297	A	Troy	85 63		224	A	Fla. Atlantic	70 67				
				222	H	La.-Monroe	74 53		114	A	FIU	61 51				

Non-Div I Games:

Middle Tenn.

■ Loss,
 ■ Non-Conf,
 ■ S Site,
 ■ Home
 ■ A Away
 N Neutral

Average RPI Win:	242	WON-LOST	WINNING	LAST 12	STRENGTH OF	OPP. STRENGTH	TEAM	ADJ.	CONF.	ADJ CONF.
Average RPI Loss:	131	RECORD	PCT. RANK	GAMES	SCHEDULE	OF SCHEDULE	RPI	RPI	RPI	RPI
DIV. I ONLY	9- 20	277	4- 8	155	148	239	239	13	13	
DIV. I NON-CONF.	4- 8	244	0- 0	154	118	206	206	12	12	
TOTALS	RPI 1-25	RPI 26-50	W-L RECORDS	RPI 51-100	RPI 101-150	RPI 150+				
9- 20	0- 3	0- 2	OVERALL	0- 4	0- 3	9- 8				
4- 7	0- 1	0- 0	HOME	0- 1	0- 1	4- 4				
4- 12	0- 2	0- 2	AWAY	0- 2	0- 2	4- 4				
1- 1	0- 0	0- 0	NEUTRAL	0- 1	0- 0	1- 0				
4- 8	0- 1	0- 2	NON-CONFERENCE	0- 2	0- 1	4- 2				
2- 1	0- 0	0- 0	HOME	0- 0	0- 0	2- 1				
1- 6	0- 1	0- 2	AWAY	0- 1	0- 1	1- 1				
1- 1	0- 0	0- 0	NEUTRAL	0- 1	0- 0	1- 0				
5- 12	0- 2	0- 0	CONFERENCE	0- 2	0- 2	5- 6				
2- 6	0- 1	0- 0	HOME	0- 1	0- 1	2- 3				
3- 6	0- 1	0- 0	AWAY	0- 1	0- 1	3- 3				
0- 0	0- 0	0- 0	NEUTRAL	0- 0	0- 0	0- 0				

RPI 1-25				RPI 26-50				RPI 51-100				RPI 101+ Team's RPI: 239			
RPI	S	Opponent	Score	RPI	S	Opponent	Score	RPI	S	Opponent	Score	RPI	S	Opponent	Score
21	A	Green Bay	49 64	26	A	DePaul	83 94	66	A	Illinois St.	54 75	118	A	Detroit	40 66
21	H	Green Bay	56 80	46	A	Toledo	59 83	81	A	Youngstown St.	50 67	118	H	Detroit	59 61
23	A	Michigan St.	50 81					81	H	Youngstown St.	56 58	124	A	Wisconsin	56 74
								99	N	Georgia Tech	57 66	169	H	Bradley	116 112
												178	A	Loyola Chicago	76 92
												178	A	Loyola Chicago	54 71
												178	H	Loyola Chicago	74 84
												187	N	Eastern Ky.	68 64
												205	A	Wright St.	74 61
												205	H	Wright St.	61 71
												231	A	Valparaiso	75 71
												231	H	Valparaiso	72 84
												246	A	Cleveland St.	63 60
												246	H	Cleveland St.	73 72
												257	H	Western Mich.	88 79
												266	H	Drake	70 80
												269	A	North Dakota St.	48 60
												298	A	Ill.-Chicago	67 84
												298	H	Ill.-Chicago	72 63
												343	A	Chicago St.	82 58
LAST 12 Division I GAMES:															
178	A	Loyola Chicago	54 71	231	A	Valparaiso	75 71								
21	H	Green Bay	56 80	246	H	Cleveland St.	73 72								
298	H	Ill.-Chicago	72 63	81	H	Youngstown St.	56 58								
118	A	Detroit	40 66	21	A	Green Bay	49 64								
178	A	Loyola Chicago	76 92	298	A	Ill.-Chicago	67 84								
205	A	Wright St.	74 61	118	H	Detroit	59 61								

Non-Div I Games:

Milwaukee

■ Loss,
■ Non-Conf,
■ S Site,
■ Home
■ A Away
N Neutral

Minnesota

Through Games Of Sunday, March 17, 2013

Average RPI Win:	137	WON-LOST	WINNING	LAST 12	STRENGTH OF	OPP. STRENGTH	TEAM	ADJ.	CONF.	ADJ CONF.
Average RPI Loss:	52	RECORD	PCT. RANK	GAMES	SCHEDULE	OF SCHEDULE	RPI	RPI	RPI	RPI
DIV. I ONLY	18- 13	116	5- 7	54	19	84	84	2	2	
DIV. I NON-CONF.	11- 3	41	0- 0	208	54	92	92	2	2	
TOTALS	RPI 1-25	RPI 26-50	W-L RECORDS	RPI 51-100	RPI 101-150	RPI 150+				
18- 13	1- 6	4- 0	OVERALL	4- 5	2- 2	7- 0				
13- 5	1- 2	4- 0	HOME	1- 2	1- 1	6- 0				
3- 6	0- 4	0- 0	AWAY	1- 2	1- 0	1- 0				
2- 2	0- 0	0- 0	NEUTRAL	2- 1	0- 1	0- 0				
11- 3	0- 0	2- 0	NON-CONFERENCE	2- 2	1- 1	6- 0				
9- 1	0- 0	2- 0	HOME	0- 1	1- 0	6- 0				
0- 1	0- 0	0- 0	AWAY	0- 1	0- 0	0- 0				
2- 1	0- 0	0- 0	NEUTRAL	2- 0	0- 1	0- 0				
7- 10	1- 6	2- 0	CONFERENCE	2- 3	1- 1	1- 0				
4- 4	1- 2	2- 0	HOME	1- 1	0- 1	0- 0				
3- 5	0- 4	0- 0	AWAY	1- 1	1- 0	1- 0				
0- 1	0- 0	0- 0	NEUTRAL	0- 1	0- 0	0- 0				

RPI S Opponent	Score	RPI S Opponent	Score	RPI S Opponent	Score	RPI S Opponent	Score
6 A Penn St.	59 64	28 H Villanova	75 60	58 A Kansas	53 65	103 N Richmond	46 58
6 H Penn St.	89 81	35 H Michigan	82 67	64 A Ohio St.	57 56	104 H Northwestern	63 70
14 A Purdue	67 75	41 H Creighton	88 81	64 H Ohio St.	83 74	124 A Wisconsin	60 55
14 H Purdue	63 75	44 H Iowa	72 60	64 N Ohio St.	47 58	129 H UNI	86 43
16 A Nebraska	56 80			71 N James Madison	80 62	152 H Washington St.	87 83
16 H Nebraska	63 84			80 A Illinois	66 76	191 A Indiana	59 53
23 A Michigan St.	51 66			80 H Illinois	86 91	217 H Denver	74 51
				97 N Missouri	59 54	277 H Robert Morris	82 60
				100 H Virginia	68 90	285 H UMKC	87 49
						321 H Ohio	85 40
						326 H Maine	77 60
LAST 12 Division I GAMES:							
64 N Ohio St.	47 58	80 A Illinois	66 76				
191 A Indiana	59 53	44 H Iowa	72 60				
6 H Penn St.	89 81	16 A Nebraska	56 80				
14 H Purdue	63 75	35 H Michigan	82 67				
64 A Ohio St.	57 56	80 H Illinois	86 91				
104 H Northwestern	63 70	6 A Penn St.	59 64				

Non-Div I Games:

Minnesota

Loss, Non-Conf, S Site, H Home A Away N Neutral

Mississippi St.

Through Games Of Sunday, March 17, 2013

Average RPI Win:	212	WON-LOST	WINNING	LAST 12	STRENGTH OF	OPP. STRENGTH	TEAM	ADJ.	CONF.	ADJ CONF.
Average RPI Loss:	83	RECORD	PCT. RANK	GAMES	SCHEDULE	OF SCHEDULE	RPI	RPI	RPI	RPI
DIV. I ONLY	13- 17	203	5- 7	111	72	196	196	3	3	
DIV. I NON-CONF.	8- 5	114	0- 0	304	269	251	251	6	6	
TOTALS	RPI 1-25	RPI 26-50	W-L RECORDS	RPI 51-100	RPI 101-150	RPI 150+				
13- 17	1- 5	0- 3	OVERALL	2- 3	0- 2	10- 4				
12- 5	1- 2	0- 1	HOME	1- 2	0- 0	10- 0				
1- 8	0- 3	0- 2	AWAY	1- 1	0- 0	0- 2				
0- 4	0- 0	0- 0	NEUTRAL	0- 0	0- 2	0- 2				
8- 5	0- 0	0- 0	NON-CONFERENCE	0- 1	0- 2	8- 2				
8- 1	0- 0	0- 0	HOME	0- 1	0- 0	8- 0				
0- 1	0- 0	0- 0	AWAY	0- 0	0- 0	0- 1				
0- 3	0- 0	0- 0	NEUTRAL	0- 0	0- 2	0- 1				
5- 12	1- 5	0- 3	CONFERENCE	2- 2	0- 0	2- 2				
4- 4	1- 2	0- 1	HOME	1- 1	0- 0	2- 0				
1- 7	0- 3	0- 2	AWAY	1- 1	0- 0	0- 1				
0- 1	0- 0	0- 0	NEUTRAL	0- 0	0- 0	0- 1				

RPI 1-25				RPI 26-50				RPI 51-100				RPI 101+ Team's RPI: 196			
RPI	S	Opponent	Score	RPI	S	Opponent	Score	RPI	S	Opponent	Score	RPI	S	Opponent	Score
7	A	Tennessee	45 88	29	A	Vanderbilt	41 92	72	H	Florida	55 61	120	N	UCF	56 64
8	A	Kentucky	47 100	34	A	LSU	42 62	78	H	Arkansas	47 44	143	N	Winthrop	59 61
10	H	Texas A&M	33 81	34	H	LSU	41 63	79	H	Hampton	48 56	155	N	UC Santa Barbara	43 60
17	A	South Carolina	43 58					95	A	Auburn	65 74	175	H	Alabama	75 51
17	H	South Carolina	46 60					97	A	Missouri	61 56	175	N	Alabama	36 63
19	H	Georgia	50 38									176	A	Southern Miss.	59 61
												184	H	Houston	72 66
												185	H	Louisiana Tech	57 55
												224	H	Fla. Atlantic	59 58
												244	A	Ole Miss	51 65
												244	H	Ole Miss	72 57
												290	H	Northwestern St.	65 49
												296	H	Florida A&M	67 57
												297	H	Troy	82 60
												330	H	Savannah St.	70 55
												342	H	Jacksonville St.	69 54
LAST 12 Division I GAMES:															
175	N	Alabama	36 63	244	A	Ole Miss	51 65								
95	A	Auburn	65 74	97	A	Missouri	61 56								
19	H	Georgia	50 38	78	H	Arkansas	47 44								
17	A	South Carolina	43 58	7	A	Tennessee	45 88								
175	H	Alabama	75 51	244	H	Ole Miss	72 57								
34	H	LSU	41 63	10	H	Texas A&M	33 81								

Non-Div I Games:

Mississippi St.

■ Loss,
 ■ Non-Conf, S Site,
 ■ Home
 ■ Away
 N Neutral

Average RPI Win:	301	WON-LOST	WINNING	LAST 12	STRENGTH OF	OPP. STRENGTH	TEAM	ADJ.	CONF.	ADJ CONF.
Average RPI Loss:	184	RECORD	PCT. RANK	GAMES	SCHEDULE	OF SCHEDULE	RPI	RPI	RPI	RPI
DIV. I ONLY	14- 15	176	9- 3	304	337	235	235	32	32	
DIV. I NON-CONF.	0- 8	337	0- 0	36	102	276	276	32	32	
TOTALS	RPI 1-25	RPI 26-50	W-L RECORDS	RPI 51-100	RPI 101-150	RPI 150+				
14- 15	0- 1	0- 0	OVERALL	0- 3	0- 1	14- 10				
6- 3	0- 0	0- 0	HOME	0- 0	0- 0	6- 3				
6- 8	0- 0	0- 0	AWAY	0- 2	0- 1	6- 5				
2- 4	0- 1	0- 0	NEUTRAL	0- 1	0- 0	2- 2				
0- 8	0- 1	0- 0	NON-CONFERENCE	0- 3	0- 1	0- 3				
0- 0	0- 0	0- 0	HOME	0- 0	0- 0	0- 0				
0- 5	0- 0	0- 0	AWAY	0- 2	0- 1	0- 2				
0- 3	0- 1	0- 0	NEUTRAL	0- 1	0- 0	0- 1				
14- 7	0- 0	0- 0	CONFERENCE	0- 0	0- 0	14- 7				
6- 3	0- 0	0- 0	HOME	0- 0	0- 0	6- 3				
6- 3	0- 0	0- 0	AWAY	0- 0	0- 0	6- 3				
2- 1	0- 0	0- 0	NEUTRAL	0- 0	0- 0	2- 1				

RPI 1-25				RPI 26-50				RPI 51-100				RPI 101+ Team's RPI: 235			
RPI	S	Opponent	Score	RPI	S	Opponent	Score	RPI	S	Opponent	Score	RPI	S	Opponent	Score
13	N	Dayton	59 93					53	N	Charlotte	48 63	127	A	UAB	47 70
								62	A	Kansas St.	57 64	156	N	Nicholls St.	57 60
								78	A	Arkansas	42 99	179	A	Texas Southern	71 84
												179	H	Texas Southern	47 58
												195	A	Prairie View	58 53
												195	H	Prairie View	65 57
												195	N	Prairie View	87 100
												244	A	Ole Miss	60 62
												250	A	Georgia St.	60 76
												279	A	Southern U.	62 73
												279	H	Southern U.	61 57
												307	A	Jackson St.	68 73
												307	H	Jackson St.	78 64
												308	A	Grambling	50 48
												308	H	Grambling	84 64
												316	A	Alabama A&M	51 45
												316	H	Alabama A&M	58 67
												316	N	Alabama A&M	63 60
												319	A	Ark.-Pine Bluff	71 64
												319	H	Ark.-Pine Bluff	51 63
												319	N	Ark.-Pine Bluff	69 55
												334	A	Alabama St.	53 48
												334	H	Alabama St.	67 63
												340	A	Alcorn	65 61
												340	H	Alcorn	65 57
LAST 12 Division I GAMES:															
				195	N	Prairie View	87 100	179	A	Texas Southern	71 84				
				319	N	Ark.-Pine Bluff	69 55	195	A	Prairie View	58 53				
				316	N	Alabama A&M	63 60	279	H	Southern U.	61 57				
				319	H	Ark.-Pine Bluff	51 63	340	H	Alcorn	65 57				
				308	H	Grambling	84 64	334	A	Alabama St.	53 48				
				307	H	Jackson St.	78 64	316	A	Alabama A&M	51 45				

Non-Div I Games: Talladega 73 63 Tuskegee 66 45 Philander Smith 72 57

Mississippi Val.

Loss, Non-Conf, S Site, H Home A Away N Neutral

Average RPI Win: 186		WON-LOST	WINNING	LAST 12	STRENGTH OF	OPP. STRENGTH	TEAM	ADJ.	CONF.	ADJ CONF.
Average RPI Loss: 58		RECORD	PCT. RANK	GAMES	SCHEDULE	OF SCHEDULE	RPI	RPI	RPI	RPI
DIV. I ONLY		17- 14	138	4- 8	57	74	97	97	3	3
DIV. I NON-CONF.		11- 3	41	0- 0	192	276	94	94	6	6
TOTALS		RPI 1-25	RPI 26-50	W-L RECORDS	RPI 51-100	RPI 101-150	RPI 150+			
17- 14	2- 5		0- 3	OVERALL	3- 4	1- 1	11- 1			
14- 4	2- 1		0- 1	HOME	2- 1	1- 0	9- 1			
2- 7	0- 3		0- 1	AWAY	0- 2	0- 1	2- 0			
1- 3	0- 1		0- 1	NEUTRAL	1- 1	0- 0	0- 0			
11- 3	0- 1		0- 0	NON-CONFERENCE	1- 1	1- 1	9- 0			
10- 0	0- 0		0- 0	HOME	0- 0	1- 0	9- 0			
0- 1	0- 0		0- 0	AWAY	0- 0	0- 1	0- 0			
1- 2	0- 1		0- 0	NEUTRAL	1- 1	0- 0	0- 0			
6- 11	2- 4		0- 3	CONFERENCE	2- 3	0- 0	2- 1			
4- 4	2- 1		0- 1	HOME	2- 1	0- 0	0- 1			
2- 6	0- 3		0- 1	AWAY	0- 2	0- 0	2- 0			
0- 1	0- 0		0- 1	NEUTRAL	0- 0	0- 0	0- 0			

RPI 1-25				RPI 26-50				RPI 51-100				RPI 101+			
RPI	S	Opponent	Score	RPI	S	Opponent	Score	RPI	S	Opponent	Score	RPI	S	Opponent	Score
7	A	Tennessee	39 84	29	A	Vanderbilt	46 62	54	N	Wichita St.	49 44	106	H	UT Martin	82 71
7	H	Tennessee	80 63	29	N	Vanderbilt	40 53	72	H	Florida	69 64	128	A	Memphis	69 72
8	H	Kentucky	43 69	34	H	LSU	74 78	78	A	Arkansas	40 61	169	H	Missouri St.	91 77
10	A	Texas A&M	58 77					78	H	Arkansas	50 58	175	A	Alabama	88 64
17	H	South Carolina	65 58					84	N	Minnesota	54 59	196	H	Mississippi St.	56 61
19	A	Georgia	46 77					95	A	Auburn	59 67	201	H	Saint Louis	67 51
21	N	Green Bay	33 55					95	H	Auburn	82 76	240	H	Murray St.	69 55
												244	A	Ole Miss	73 72
												254	H	Western Ill.	70 61
												274	H	Morgan St.	75 50
												276	H	Southeast Mo. St.	80 51
												315	H	Southern Ill.	110 47
												319	H	Ark.-Pine Bluff	97 59
												343	H	Chicago St.	88 55
LAST 12 Division I GAMES:															
				29	N	Vanderbilt	40 53	29	A	Vanderbilt	46 62				
				175	A	Alabama	88 64	196	H	Mississippi St.	56 61				
				17	H	South Carolina	65 58	7	H	Tennessee	80 63				
				95	A	Auburn	59 67	72	H	Florida	69 64				
				34	H	LSU	74 78	10	A	Texas A&M	58 77				
				78	A	Arkansas	40 61	78	H	Arkansas	50 58				

Non-Div I Games:

Missouri

Loss, Non-Conf, S Site, H Home A Away N Neutral

Average RPI Win:	187	WON-LOST	WINNING	LAST 12	STRENGTH OF	OPP. STRENGTH	TEAM	ADJ.	CONF.	ADJ CONF.
Average RPI Loss:	114	RECORD	PCT. RANK	GAMES	SCHEDULE	OF SCHEDULE	RPI	RPI	RPI	RPI
DIV. I ONLY	14- 17	192	4- 8	101	109	169	169	10	10	
DIV. I NON-CONF.	8- 4	84	0- 0	42	77	45	45	9	9	
TOTALS	RPI 1-25	RPI 26-50	W-L RECORDS	RPI 51-100	RPI 101-150	RPI 150+				
14- 17	0- 0	0- 5	OVERALL	3- 4	1- 4	10- 4				
9- 5	0- 0	0- 2	HOME	2- 1	0- 2	7- 0				
3- 10	0- 0	0- 2	AWAY	1- 3	0- 2	2- 3				
2- 2	0- 0	0- 1	NEUTRAL	0- 0	1- 0	1- 1				
8- 4	0- 0	0- 3	NON-CONFERENCE	2- 1	1- 0	5- 0				
4- 1	0- 0	0- 1	HOME	1- 0	0- 0	3- 0				
2- 2	0- 0	0- 1	AWAY	1- 1	0- 0	1- 0				
2- 1	0- 0	0- 1	NEUTRAL	0- 0	1- 0	1- 0				
6- 13	0- 0	0- 2	CONFERENCE	1- 3	0- 4	5- 4				
5- 4	0- 0	0- 1	HOME	1- 1	0- 2	4- 0				
1- 8	0- 0	0- 1	AWAY	0- 2	0- 2	1- 3				
0- 1	0- 0	0- 0	NEUTRAL	0- 0	0- 0	0- 1				

RPI S	Opponent	Score	RPI S	Opponent	Score	RPI S	Opponent	Score	RPI S	Opponent	Score	Team's RPI: 169
31	N Gonzaga	66 80	54	A Wichita St.	64 76	120	N UCF	83 75				
38	H Oklahoma St.	71 74	54	H Wichita St.	69 74	129	A UNI	52 75				
41	A Creighton	51 67	65	A UALR	78 68	129	H UNI	78 82				
41	H Creighton	53 73	66	A Illinois St.	60 81	146	A Indiana St.	63 71				
44	A Iowa	43 97	66	H Illinois St.	91 76	146	H Indiana St.	67 71				
			93	H Oral Roberts	73 72	155	N UC Santa Barbara	68 61				
			97	A Missouri	77 91	162	H Arkansas St.	83 60				
						168	H Northern Ky.	70 67				
						169	A Bradley	79 80				
						169	H Bradley	91 86				
						219	H Coppin St.	88 75				
						225	A Evansville	53 77				
						225	H Evansville	66 63				
						266	A Drake	64 75				
						266	H Drake	80 77				
						266	N Drake	66 81				
						276	A Southeast Mo. St.	69 55				
						315	A Southern Ill.	79 72				
						315	H Southern Ill.	81 74				
LAST 12 Division I GAMES:												
266	N Drake	66 81	266	A Drake	64 75							
54	H Wichita St.	69 74	41	A Creighton	51 67							
66	A Illinois St.	60 81	129	H UNI	78 82							
146	A Indiana St.	63 71	169	H Bradley	91 86							
225	H Evansville	66 63	66	H Illinois St.	91 76							
315	H Southern Ill.	81 74	146	H Indiana St.	67 71							

Non-Div I Games:

Missouri St.

Average RPI Win:	270	WON-LOST	WINNING	LAST 12	STRENGTH OF	OPP. STRENGTH	TEAM	ADJ.	CONF.	ADJ CONF.
Average RPI Loss:	121	RECORD	PCT. RANK	GAMES	SCHEDULE	OF SCHEDULE	RPI	RPI	RPI	RPI
DIV. I ONLY	15- 15	160	8- 4	244	190	200	200	24	24	
DIV. I NON-CONF.	3- 8	276	0- 0	74	68	204	204	22	22	
TOTALS	RPI 1-25	RPI 26-50	W-L RECORDS	RPI 51-100	RPI 101-150	RPI 150+				
15- 15	0- 2	0- 2	OVERALL	0- 2	0- 4	15- 5				
9- 5	0- 1	0- 0	HOME	0- 1	0- 1	9- 2				
6- 8	0- 1	0- 2	AWAY	0- 0	0- 2	6- 3				
0- 2	0- 0	0- 0	NEUTRAL	0- 1	0- 1	0- 0				
3- 8	0- 2	0- 1	NON-CONFERENCE	0- 2	0- 1	3- 2				
2- 2	0- 1	0- 0	HOME	0- 1	0- 0	2- 0				
1- 4	0- 1	0- 1	AWAY	0- 0	0- 0	1- 2				
0- 2	0- 0	0- 0	NEUTRAL	0- 1	0- 1	0- 0				
12- 7	0- 0	0- 1	CONFERENCE	0- 0	0- 3	12- 3				
7- 3	0- 0	0- 0	HOME	0- 0	0- 1	7- 2				
5- 4	0- 0	0- 1	AWAY	0- 0	0- 2	5- 1				
0- 0	0- 0	0- 0	NEUTRAL	0- 0	0- 0	0- 0				

RPI 1-25				RPI 26-50				RPI 51-100				RPI 101+ Team's RPI: 200			
RPI	S	Opponent	Score	RPI	S	Opponent	Score	RPI	S	Opponent	Score	RPI	S	Opponent	Score
5	A	Duke	32 73	31	A	Gonzaga	51 77	77	H	Georgetown	48 61	107	A	Saint Francis (PA)	56 69
18	H	Delaware	53 82	40	A	Quinnipiac	45 72	82	N	East Carolina	49 64	107	H	Saint Francis (PA)	49 63
												117	A	Sacred Heart	42 56
												141	N	High Point	74 81
												152	A	Washington St.	69 79
												202	A	Mt. St. Mary's	51 70
												202	H	Mt. St. Mary's	71 63
												202	H	Mt. St. Mary's	57 59
												203	H	Central Conn. St.	69 63
												204	A	Lehigh	55 50
												228	H	Lafayette	62 43
												247	H	Bryant	55 58
												261	A	St. Francis Brooklyn	68 64
												261	H	St. Francis Brooklyn	51 47
												264	A	Fairleigh Dickinson	76 71
												264	H	Fairleigh Dickinson	61 53
												277	A	Robert Morris	60 48
												277	H	Robert Morris	58 47
												288	A	UMBC	68 71
												313	H	Manhattan	58 43
												317	A	LIU Brooklyn	63 62
												317	H	LIU Brooklyn	69 60
												331	A	Wagner	81 64
												331	H	Wagner	85 57
LAST 12 Division I GAMES:															
202	H	Mt. St. Mary's	57 59	317	H	LIU Brooklyn	69 60								
202	H	Mt. St. Mary's	71 63	261	H	St. Francis Brooklyn	51 47								
331	H	Wagner	85 57	264	A	Fairleigh Dickinson	76 71								
277	A	Robert Morris	60 48	203	H	Central Conn. St.	69 63								
107	A	Saint Francis (PA)	56 69	247	H	Bryant	55 58								
40	A	Quinnipiac	45 72	264	H	Fairleigh Dickinson	61 53								

Non-Div I Games:

Monmouth

■ Loss,
■ Non-Conf,
■ S Site,
■ H Home
■ A Away
N Neutral

Average RPI Win:	195	WON-LOST	WINNING	LAST 12	STRENGTH OF	OPP. STRENGTH	TEAM	ADJ.	CONF.	ADJ CONF.
Average RPI Loss:	97	RECORD	PCT. RANK	GAMES	SCHEDULE	OF SCHEDULE	RPI	RPI	RPI	RPI
DIV. I ONLY	23- 7	37	10- 2	156	181	63	63	16	16	
DIV. I NON-CONF.	5- 3	112	0- 0	104	134	90	90	13	13	
TOTALS	RPI 1-25	RPI 26-50	W-L RECORDS	RPI 51-100	RPI 101-150	RPI 150+				
23- 7	0- 0	0- 1	OVERALL	3- 3	7- 3	13- 0				
14- 2	0- 0	0- 0	HOME	3- 1	4- 1	7- 0				
9- 4	0- 0	0- 0	AWAY	0- 2	3- 2	6- 0				
0- 1	0- 0	0- 1	NEUTRAL	0- 0	0- 0	0- 0				
5- 3	0- 0	0- 1	NON-CONFERENCE	0- 1	2- 1	3- 0				
3- 1	0- 0	0- 0	HOME	0- 1	1- 0	2- 0				
2- 1	0- 0	0- 0	AWAY	0- 0	1- 1	1- 0				
0- 1	0- 0	0- 1	NEUTRAL	0- 0	0- 0	0- 0				
18- 4	0- 0	0- 0	CONFERENCE	3- 2	5- 2	10- 0				
11- 1	0- 0	0- 0	HOME	3- 0	3- 1	5- 0				
7- 3	0- 0	0- 0	AWAY	0- 2	2- 1	5- 0				
0- 0	0- 0	0- 0	NEUTRAL	0- 0	0- 0	0- 0				

RPI S	Opponent	Score	RPI S	Opponent	Score	RPI S	Opponent	Score	RPI S	Opponent	Score
28 N	Villanova	49 74	74 H	Wyoming	56 58	115 A	Sacramento St.	71 80	115 H	Sacramento St.	74 53
			92 A	Northern Colo.	41 54	115 H	Sacramento St.	82 55	115 H	Sacramento St.	82 55
			92 H	Northern Colo.	56 43	122 A	Temple	41 55	131 A	Idaho	71 50
			92 H	Northern Colo.	56 42	131 A	Idaho	76 65	132 A	Idaho St.	57 52
			96 A	Eastern Wash.	56 58	132 H	Idaho St.	61 49	150 A	Montana St.	58 55
			96 H	Eastern Wash.	76 51	150 H	Montana St.	49 58	213 H	Tennessee St.	71 48
						217 H	Denver	58 56	221 A	Southern Utah	78 63
						221 H	Southern Utah	70 54	229 A	Portland St.	70 55
						229 H	Portland St.	72 61	242 A	North Dakota	61 42
						242 H	North Dakota	77 45	242 H	North Dakota	77 45
						260 A	UNLV	69 65	283 A	Northern Ariz.	59 51
						283 H	Northern Ariz.	79 71	335 A	Weber St.	61 53
						335 H	Weber St.	90 43			
LAST 12 Division I GAMES:											
92 H	Northern Colo.	56 43	132 H	Idaho St.	61 49						
115 H	Sacramento St.	74 53	335 H	Weber St.	90 43						
115 A	Sacramento St.	71 80	242 A	North Dakota	61 42						
283 A	Northern Ariz.	59 51	92 A	Northern Colo.	41 54						
150 A	Montana St.	58 55	96 H	Eastern Wash.	76 51						
221 H	Southern Utah	70 54	229 H	Portland St.	72 61						

Non-Div I Games: Mont. St.-Northern 75 45

Montana

Loss, Non-Conf, S Site, H Home A Away N Neutral

Average RPI Win:	212	WON-LOST	WINNING	LAST 12	STRENGTH OF	OPP. STRENGTH	TEAM	ADJ.	CONF.	ADJ CONF.
Average RPI Loss:	121	RECORD	PCT. RANK	GAMES	SCHEDULE	OF SCHEDULE	RPI	RPI	RPI	RPI
DIV. I ONLY	16- 12	122	3- 9	192	176	150	150	16	16	
DIV. I NON-CONF.	5- 2	70	0- 0	132	158	67	67	13	13	
TOTALS	RPI 1-25	RPI 26-50	W-L RECORDS	RPI 51-100	RPI 101-150	RPI 150+				
16- 12	0- 0	0- 0	OVERALL	3- 6	1- 4	12- 2				
6- 6	0- 0	0- 0	HOME	1- 3	0- 2	5- 1				
9- 5	0- 0	0- 0	AWAY	2- 2	1- 2	6- 1				
1- 1	0- 0	0- 0	NEUTRAL	0- 1	0- 0	1- 0				
5- 2	0- 0	0- 0	NON-CONFERENCE	0- 2	1- 0	4- 0				
1- 1	0- 0	0- 0	HOME	0- 1	0- 0	1- 0				
3- 1	0- 0	0- 0	AWAY	0- 1	1- 0	2- 0				
1- 0	0- 0	0- 0	NEUTRAL	0- 0	0- 0	1- 0				
11- 10	0- 0	0- 0	CONFERENCE	3- 4	0- 4	8- 2				
5- 5	0- 0	0- 0	HOME	1- 2	0- 2	4- 1				
6- 4	0- 0	0- 0	AWAY	2- 1	0- 2	4- 1				
0- 1	0- 0	0- 0	NEUTRAL	0- 1	0- 0	0- 0				

RPI S	Opponent	Score	RPI S	Opponent	Score	RPI S	Opponent	Score	RPI S	Opponent	Score	Team's RPI: 150
63	A Montana	58 49	63	H Montana	55 58	69	A SMU	70 71	115	A Sacramento St.	50 84	
74	H Wyoming	60 68	92	A Northern Colo.	51 62	92	H Northern Colo.	65 58	115	H Sacramento St.	65 69	
96	A Eastern Wash.	73 60	96	A Eastern Wash.	59 68	213	H Tennessee St.	65 55	132	A Idaho St.	55 63	
96	H Eastern Wash.	59 68	96	N Eastern Wash.	53 68	217	A Denver	73 55	132	H Idaho St.	46 65	
						220	A Colorado St.	58 53	139	A Utah St.	71 65	
						221	A Southern Utah	65 59	198	N Clemson	58 52	
						221	H Southern Utah	56 48	213	H Tennessee St.	65 55	
						229	A Portland St.	81 74	217	A Denver	73 55	
						229	H Portland St.	72 75	220	A Colorado St.	58 53	
						242	A North Dakota	55 62	221	A Southern Utah	65 59	
						242	H North Dakota	64 49	221	H Southern Utah	56 48	
						283	A Northern Ariz.	68 66	229	A Portland St.	81 74	
						283	H Northern Ariz.	69 52	229	H Portland St.	72 75	
						335	A Weber St.	67 37	242	A North Dakota	55 62	
						335	H Weber St.	69 65	242	H North Dakota	64 49	
									283	A Northern Ariz.	68 66	
									283	H Northern Ariz.	69 52	
									335	A Weber St.	67 37	
									335	H Weber St.	69 65	
LAST 12 Division I GAMES:												
96	N Eastern Wash.	53 68	132	H Idaho St.	46 65							
283	A Northern Ariz.	68 66	92	A Northern Colo.	51 62							
115	A Sacramento St.	50 84	242	A North Dakota	55 62							
221	H Southern Utah	56 48	229	H Portland St.	72 75							
63	H Montana	55 58	96	H Eastern Wash.	59 68							
335	H Weber St.	69 65	132	A Idaho St.	55 63							

Non-Div I Games: Montana Western 81 49 Mont. St. Billings 54 57

Montana St.

Average RPI Win:	282	WON-LOST	WINNING	LAST 12	STRENGTH OF	OPP. STRENGTH	TEAM	ADJ.	CONF.	ADJ CONF.
Average RPI Loss:	185	RECORD	PCT. RANK	GAMES	SCHEDULE	OF SCHEDULE	RPI	RPI	RPI	RPI
DIV. I ONLY	8- 21	293	3- 9	311	281	311	311	28	28	
DIV. I NON-CONF.	3- 10	296	0- 0	302	211	322	322	29	29	
TOTALS	RPI 1-25	RPI 26-50	W-L RECORDS	RPI 51-100	RPI 101-150	RPI 150+				
8- 21	0- 1	0- 0	OVERALL	0- 1	1- 3	7- 16				
4- 9	0- 0	0- 0	HOME	0- 0	0- 2	4- 7				
4- 12	0- 1	0- 0	AWAY	0- 1	1- 1	3- 9				
0- 0	0- 0	0- 0	NEUTRAL	0- 0	0- 0	0- 0				
3- 10	0- 1	0- 0	NON-CONFERENCE	0- 1	1- 1	2- 7				
2- 3	0- 0	0- 0	HOME	0- 0	0- 1	2- 2				
1- 7	0- 1	0- 0	AWAY	0- 1	1- 0	0- 5				
0- 0	0- 0	0- 0	NEUTRAL	0- 0	0- 0	0- 0				
5- 11	0- 0	0- 0	CONFERENCE	0- 0	0- 2	5- 9				
2- 6	0- 0	0- 0	HOME	0- 0	0- 1	2- 5				
3- 5	0- 0	0- 0	AWAY	0- 0	0- 1	3- 4				
0- 0	0- 0	0- 0	NEUTRAL	0- 0	0- 0	0- 0				

RPI S	Opponent	Score	RPI S	Opponent	Score	RPI S	Opponent	Score	RPI S	Opponent	Score	Team's RPI: 311
8	A Kentucky	37 73				66	A Illinois St.	45 62	101	H Western Ky.	38 62	
									106	A UT Martin	56 75	
									127	A UAB	57 50	
									136	H Eastern Ill.	58 78	
									166	A Tennessee Tech	53 73	
									166	H Tennessee Tech	70 84	
									181	A Cincinnati	45 55	
									187	A Eastern Ky.	52 62	
									187	H Eastern Ky.	64 66	
									189	H SIU Edwardsville	75 72	
									194	A Belmont	45 59	
									194	H Belmont	45 88	
									205	A Wright St.	46 53	
									212	A Xavier	58 73	
									213	A Tennessee St.	57 82	
									213	H Tennessee St.	56 68	
									240	H Murray St.	48 56	
									250	A Georgia St.	47 61	
									253	H East Tenn. St.	53 57	
									276	A Southeast Mo. St.	70 64	
									284	H Northern Ill.	46 76	
									310	A Austin Peay	77 71	
									321	A Ohio	72 79	
									329	H Kennesaw St.	50 49	
									338	H Kent St.	51 50	
									342	A Jacksonville St.	70 59	
LAST 12 Division I GAMES:												
166	A	Tennessee Tech	53	73	194	A	Belmont	45	59			
213	A	Tennessee St.	57	82	342	A	Jacksonville St.	70	59			
240	H	Murray St.	48	56	194	H	Belmont	45	88			
342	H	Jacksonville St.	68	54	213	H	Tennessee St.	56	68			
166	H	Tennessee Tech	70	84	276	A	Southeast Mo. St.	70	64			
187	H	Eastern Ky.	64	66	106	A	UT Martin	56	75			

Non-Div I Games: Bethel (TN) 72 57

Morehead St.

■ Loss,
 ■ Non-Conf,
 ■ S Site,
 ■ Home
 ■ A Away
 N Neutral

RPI	S	Opponent	Score
342	H	Jacksonville St.	68 54

M
o
r
e
h
e
a
d
s
t
.

M
o
r
e
h
e
a
d
s
t
.

Morehead St.

Average RPI Win:	291	WON-LOST	WINNING	LAST 12	STRENGTH OF	OPP. STRENGTH	TEAM	ADJ.	CONF.	ADJ CONF.
Average RPI Loss:	175	RECORD	PCT. RANK	GAMES	SCHEDULE	OF SCHEDULE	RPI	RPI	RPI	RPI
DIV. I ONLY	13- 18	211	8- 4	295	323	274	274	30	30	
DIV. I NON-CONF.	3- 10	296	0- 0	221	311	312	312	30	30	
TOTALS	RPI 1-25	RPI 26-50	W-L RECORDS	RPI 51-100	RPI 101-150	RPI 150+				
13- 18	0- 0	0- 0	OVERALL	0- 4	0- 4	13- 10				
9- 5	0- 0	0- 0	HOME	0- 1	0- 0	9- 4				
3- 12	0- 0	0- 0	AWAY	0- 0	0- 0	3- 0				
1- 1	0- 0	0- 0	NEUTRAL	0- 0	0- 1	1- 0				
3- 10	0- 0	0- 0	NON-CONFERENCE	0- 2	0- 1	3- 7				
3- 3	0- 0	0- 0	HOME	0- 0	0- 0	3- 3				
0- 7	0- 0	0- 0	AWAY	0- 2	0- 1	0- 4				
0- 0	0- 0	0- 0	NEUTRAL	0- 0	0- 0	0- 0				
10- 8	0- 0	0- 0	CONFERENCE	0- 2	0- 3	10- 3				
6- 2	0- 0	0- 0	HOME	0- 1	0- 0	6- 1				
3- 5	0- 0	0- 0	AWAY	0- 1	0- 2	3- 2				
1- 1	0- 0	0- 0	NEUTRAL	0- 0	0- 1	1- 0				

RPI S	Opponent	Score	RPI S	Opponent	Score	RPI S	Opponent	Score	RPI S	Opponent	Score	Team's RPI: 274
						70	A Fordham	56 72	110	A Howard	33 68	
						79	A Hampton	60 66	110	N Howard	60 62	
						79	H Hampton	60 81	134	A Elon	54 74	
						97	A Missouri	50 75	138	A N.C. A&T	73 90	
									154	H George Washington	40 75	
									157	H Army	59 63	
									159	H South Carolina St.	74 83	
									186	H Bucknell	64 72	
									190	A Penn	73 79	
									219	A Coppin St.	74 61	
									219	H Coppin St.	70 63	
									223	H Stony Brook	66 63	
									265	A Cornell	73 77	
									267	A Towson	57 61	
									273	A Delaware St.	69 67	
									273	H Delaware St.	59 49	
									288	H UMBC	72 61	
									291	A George Mason	54 65	
									296	H Florida A&M	72 60	
									325	A Norfolk St.	68 81	
									325	H Norfolk St.	57 48	
									330	H Savannah St.	68 50	
									332	A UMES	50 54	
									332	H UMES	65 28	
									332	N UMES	56 49	
									336	H Columbia	60 51	
LAST 12 Division I GAMES:												
			110	N Howard	60 62	332	A UMES	50 54				
			332	N UMES	56 49	110	A Howard	33 68				
			296	H Florida A&M	72 60	219	A Coppin St.	74 61				
			273	H Delaware St.	59 49	325	H Norfolk St.	57 48				
			332	H UMES	65 28	79	H Hampton	60 81				
			273	A Delaware St.	69 67	339	A N.C. Central	55 39				

Non-Div I Games:

Morgan St.

■ Loss,
■ Non-Conf,
■ S Site,
■ Home
■ A Away
N Neutral

Morgan St.

RPI S Opponent Score

Through Games Of Sunday, March 17, 2013

RPI	S	Opponent	Score
339	A	N.C. Central	55 39

M
o
r
g
a
n
S
t
.

M
o
r
g
a
n
S
t
.

Morgan St.

Average RPI Win:	251	WON-LOST	WINNING	LAST 12	STRENGTH OF	OPP. STRENGTH	TEAM	ADJ.	CONF.	ADJ CONF.
Average RPI Loss:	159	RECORD	PCT. RANK	GAMES	SCHEDULE	OF SCHEDULE	RPI	RPI	RPI	RPI
DIV. I ONLY	15- 16	171	6- 6	231	267	202	202	24	24	
DIV. I NON-CONF.	4- 7	233	0- 0	154	197	210	210	22	22	
TOTALS	RPI 1-25	RPI 26-50	W-L RECORDS	RPI 51-100	RPI 101-150	RPI 150+				
15- 16	0- 1	0- 2	OVERALL	0- 0	1- 4	14- 9				
7- 7	0- 0	0- 1	HOME	0- 0	1- 2	6- 4				
8- 9	0- 1	0- 1	AWAY	0- 0	0- 2	8- 5				
0- 0	0- 0	0- 0	NEUTRAL	0- 0	0- 0	0- 0				
4- 7	0- 1	0- 0	NON-CONFERENCE	0- 0	1- 2	3- 4				
2- 3	0- 0	0- 0	HOME	0- 0	1- 1	1- 2				
2- 4	0- 1	0- 0	AWAY	0- 0	0- 1	2- 2				
0- 0	0- 0	0- 0	NEUTRAL	0- 0	0- 0	0- 0				
11- 9	0- 0	0- 2	CONFERENCE	0- 0	0- 2	11- 5				
5- 4	0- 0	0- 1	HOME	0- 0	0- 1	5- 2				
6- 5	0- 0	0- 1	AWAY	0- 0	0- 1	6- 3				
0- 0	0- 0	0- 0	NEUTRAL	0- 0	0- 0	0- 0				

RPI 1-25				RPI 26-50				RPI 51-100				RPI 101+ Team's RPI: 202			
RPI	S	Opponent	Score	RPI	S	Opponent	Score	RPI	S	Opponent	Score	RPI	S	Opponent	Score
12	A	Maryland	47 88	40	A	Quinnipiac	56 63					102	H	Navy	53 45
				40	H	Quinnipiac	55 78					107	A	Saint Francis (PA)	59 83
												110	A	Howard	52 77
												117	H	Sacred Heart	50 58
												133	H	American	46 48
												158	H	Campbell	48 54
												186	A	Bucknell	43 55
												197	A	Rider	70 67
												199	A	Seton Hall	74 64
												200	A	Monmouth	63 71
												200	A	Monmouth	59 57
												200	H	Monmouth	70 51
												203	A	Central Conn. St.	73 77
												203	H	Central Conn. St.	50 48
												204	H	Lehigh	57 66
												241	A	Pittsburgh	49 67
												247	A	Bryant	86 84
												247	H	Bryant	62 69
												261	A	St. Francis Brooklyn	49 45
												261	H	St. Francis Brooklyn	49 48
												264	A	Fairleigh Dickinson	70 62
												264	H	Fairleigh Dickinson	60 69
												277	A	Robert Morris	59 61
												317	A	LIU Brooklyn	66 41
												317	H	LIU Brooklyn	51 39
												331	A	Wagner	54 42
LAST 12 Division I GAMES:															
				40	A	Quinnipiac	56 63					247	H	Bryant	62 69
				200	A	Monmouth	59 57					203	H	Central Conn. St.	50 48
				200	A	Monmouth	63 71					331	A	Wagner	54 42
				264	A	Fairleigh Dickinson	70 62					107	A	Saint Francis (PA)	59 83
				317	H	LIU Brooklyn	51 39					40	H	Quinnipiac	55 78
				261	H	St. Francis Brooklyn	49 48					117	H	Sacred Heart	50 58

Non-Div I Games:

Mt. St. Mary's

■ Loss,
 ■ Non-Conf,
 ■ S Site,
 ■ H Home
 ■ A Away
 N Neutral

RPI	S	Opponent	Score
331	H	Wagner	73 58
332	H	UMES	62 58

M
t
.
S
t
.
M
a
r
y
'
s

M
t
.
S
t
.
M
a
r
y
'
s

Mt. St. Mary's

Average RPI Win:	253	WON-LOST	WINNING	LAST 12	STRENGTH OF	OPP. STRENGTH	TEAM	ADJ.	CONF.	ADJ CONF.
Average RPI Loss:	171	RECORD	PCT. RANK	GAMES	SCHEDULE	OF SCHEDULE	RPI	RPI	RPI	RPI
DIV. I ONLY	15- 13	143	6- 6	324	284	240	240	28	28	
DIV. I NON-CONF.	7- 4	103	1- 0	329	237	239	239	29	29	
TOTALS	RPI 1-25	RPI 26-50	W-L RECORDS	RPI 51-100	RPI 101-150	RPI 150+				
15- 13	0- 0	0- 0	OVERALL	0- 2	2- 3	13- 8				
8- 7	0- 0	0- 0	HOME	0- 0	1- 2	7- 5				
7- 5	0- 0	0- 0	AWAY	0- 2	1- 1	6- 2				
0- 1	0- 0	0- 0	NEUTRAL	0- 0	0- 0	0- 1				
7- 4	0- 0	0- 0	NON-CONFERENCE	0- 2	0- 1	7- 1				
5- 2	0- 0	0- 0	HOME	0- 0	0- 1	5- 1				
2- 2	0- 0	0- 0	AWAY	0- 2	0- 0	2- 0				
0- 0	0- 0	0- 0	NEUTRAL	0- 0	0- 0	0- 0				
8- 9	0- 0	0- 0	CONFERENCE	0- 0	2- 2	6- 7				
3- 5	0- 0	0- 0	HOME	0- 0	1- 1	2- 4				
5- 3	0- 0	0- 0	AWAY	0- 0	1- 1	4- 2				
0- 1	0- 0	0- 0	NEUTRAL	0- 0	0- 0	0- 1				

RPI S	Opponent	Score	RPI S	Opponent	Score	RPI S	Opponent	Score	RPI S	Opponent	Score	Team's RPI: 240
						71	A James Madison	51 71	101	H Western Ky.	69 80	
						97	A Missouri	55 69	106	A UT Martin	82 72	
									106	H UT Martin	60 72	
									136	A Eastern Ill.	59 73	
									136	H Eastern Ill.	68 58	
									166	A Tennessee Tech	68 52	
									180	H Ball St.	63 53	
									187	H Eastern Ky.	49 69	
									187 N	Eastern Ky.	51 62	
									189	A SIU Edwardsville	68 79	
									189	H SIU Edwardsville	81 68	
									191	H Indiana	62 63	
									194	H Belmont	50 59	
									213	H Tennessee St.	61 67	
									214	A Longwood	76 68	
									225	H Evansville	76 62	
									276	A Southeast Mo. St.	58 70	
									276	H Southeast Mo. St.	58 61	
									310	A Austin Peay	77 72	
									310	H Austin Peay	65 61	
									311	A Morehead St.	56 48	
									315	H Southern Ill.	67 55	
									316	H Alabama A&M	69 54	
									337	H Lipscomb	63 55	
									342	A Jacksonville St.	68 58	
									345	A New Orleans	69 56	
LAST 12 Division I GAMES:												
			187 N	Eastern Ky.	51 62	213	H Tennessee St.	61 67				
			276	H Southeast Mo. St.	58 61	345	A New Orleans	69 56				
			311	A Morehead St.	56 48	310	H Austin Peay	65 61				
			106	H UT Martin	60 72	166	A Tennessee Tech	68 52				
			189	A SIU Edwardsville	68 79	342	A Jacksonville St.	68 58				
			136	A Eastern Ill.	59 73	136	H Eastern Ill.	68 58				

Non-Div I Games: Mid-Continent 110 28

Murray St.

■ Loss,
 ■ Non-Conf,
 ■ S Site,
 ■ Home
 ■ A Away
 N Neutral

Average RPI Win:	260	WON-LOST	WINNING	LAST 12	STRENGTH OF	OPP. STRENGTH	TEAM	ADJ.	CONF.	ADJ CONF.
Average RPI Loss:	138	RECORD	PCT. RANK	GAMES	SCHEDULE	OF SCHEDULE	RPI	RPI	RPI	RPI
DIV. I ONLY	21- 9	57	10- 2	319	278	138	138	30	30	
DIV. I NON-CONF.	7- 5	130	0- 0	121	107	85	85	30	30	
TOTALS	RPI 1-25	RPI 26-50	W-L RECORDS	RPI 51-100	RPI 101-150	RPI 150+				
21- 9	0- 1	0- 0	OVERALL	1- 1	2- 4	18- 3				
11- 2	0- 0	0- 0	HOME	0- 1	2- 1	9- 0				
9- 6	0- 1	0- 0	AWAY	1- 0	0- 2	8- 3				
1- 1	0- 0	0- 0	NEUTRAL	0- 0	0- 1	1- 0				
7- 5	0- 1	0- 0	NON-CONFERENCE	1- 1	2- 2	4- 1				
4- 1	0- 0	0- 0	HOME	0- 1	2- 0	2- 0				
3- 4	0- 1	0- 0	AWAY	1- 0	0- 2	2- 1				
0- 0	0- 0	0- 0	NEUTRAL	0- 0	0- 0	0- 0				
14- 4	0- 0	0- 0	CONFERENCE	0- 0	0- 2	14- 2				
7- 1	0- 0	0- 0	HOME	0- 0	0- 1	7- 0				
6- 2	0- 0	0- 0	AWAY	0- 0	0- 0	6- 2				
1- 1	0- 0	0- 0	NEUTRAL	0- 0	0- 1	1- 0				

RPI 1-25				RPI 26-50				RPI 51-100				RPI 101+ Team's RPI: 138			
RPI	S	Opponent	Score	RPI	S	Opponent	Score	RPI	S	Opponent	Score	RPI	S	Opponent	Score
16	A	Nebraska	50 68					53	H	Charlotte	47 57	103	A	Richmond	63 76
								60	A	Liberty	60 56	110	H	Howard	42 44
												110	N	Howard	42 55
												126	H	Iona	66 57
												134	H	Elon	75 65
												144	A	Virginia Tech	39 58
												154	H	George Washington	67 56
												159	A	South Carolina St.	57 68
												159	H	South Carolina St.	59 54
												219	H	Coppin St.	70 64
												233	A	Neb. Omaha	44 58
												256	A	Siena	49 47
												273	A	Delaware St.	75 53
												274	H	Morgan St.	90 73
												282	H	William & Mary	85 78
												286	A	UNC Wilmington	56 47
												296	A	Florida A&M	73 52
												296	H	Florida A&M	69 50
												318	A	Bethune-Cookman	64 69
												318	H	Bethune-Cookman	56 31
												325	A	Norfolk St.	62 47
												325	N	Norfolk St.	78 47
												330	A	Savannah St.	67 45
												330	H	Savannah St.	58 47
												332	A	UMES	67 55
												339	A	N.C. Central	60 33
LAST 12 Division I GAMES:															
				110	N	Howard	42 55	330	A	Savannah St.	67 45				
				325	N	Norfolk St.	78 47	159	A	South Carolina St.	57 68				
				325	A	Norfolk St.	62 47	296	H	Florida A&M	69 50				
				330	H	Savannah St.	58 47	318	H	Bethune-Cookman	56 31				
				159	H	South Carolina St.	59 54	273	A	Delaware St.	75 53				
				339	A	N.C. Central	60 33	332	A	UMES	67 55				

Non-Div I Games: Winston-Salem 56 43

N.C. A&T

■ Loss,
 ■ Non-Conf,
 ■ S Site,
 ■ H Home
 ■ A Away
 N Neutral

RPI	S	Opponent	Score
339	H	N.C. Central	67 27

N
.
C
.
A
&
T

N
.
C
.
A
&
T

N.C. A&T

N.C. Central

Through Games Of Sunday, March 17, 2013

Average RPI Win:	330	WON-LOST	WINNING	LAST 12	STRENGTH OF	OPP. STRENGTH	TEAM	ADJ.	CONF.	ADJ CONF.
Average RPI Loss:	210	RECORD	PCT. RANK	GAMES	SCHEDULE	OF SCHEDULE	RPI	RPI	RPI	RPI
DIV. I ONLY	2- 28	341	2- 10	270	332	339	339	30	30	
DIV. I NON-CONF.	0- 13	337	0- 0	186	327	336	336	30	30	
TOTALS	RPI 1-25	RPI 26-50	W-L RECORDS	RPI 51-100	RPI 101-150	RPI 150+				
2- 28	0- 1	0- 0	OVERALL	0- 3	0- 6	2- 18				
1- 10	0- 0	0- 0	HOME	0- 0	0- 4	1- 6				
1- 17	0- 1	0- 0	AWAY	0- 3	0- 2	1- 11				
0- 1	0- 0	0- 0	NEUTRAL	0- 0	0- 0	0- 1				
0- 13	0- 1	0- 0	NON-CONFERENCE	0- 2	0- 3	0- 7				
0- 3	0- 0	0- 0	HOME	0- 0	0- 2	0- 1				
0- 10	0- 1	0- 0	AWAY	0- 2	0- 1	0- 6				
0- 0	0- 0	0- 0	NEUTRAL	0- 0	0- 0	0- 0				
2- 15	0- 0	0- 0	CONFERENCE	0- 1	0- 3	2- 11				
1- 7	0- 0	0- 0	HOME	0- 0	0- 2	1- 5				
1- 7	0- 0	0- 0	AWAY	0- 1	0- 1	1- 5				
0- 1	0- 0	0- 0	NEUTRAL	0- 0	0- 0	0- 1				

RPI 1-25			RPI 26-50			RPI 51-100			RPI 101+ Team's RPI: 339		
RPI	S	Opponent	Score	RPI	S	Opponent	Score	RPI	S	Opponent	Score
15	A	North Carolina	21 49					53	A	Charlotte	31 80
								79	A	Hampton	30 51
								82	A	East Carolina	28 65
								110	H	Howard	30 56
								135	A	Old Dominion	33 59
								138	A	N.C. A&T	27 67
								138	H	N.C. A&T	33 60
								142	H	Presbyterian	37 49
								143	H	Winthrop	44 63
								158	A	Campbell	51 67
								159	A	South Carolina St.	39 40
								159	H	South Carolina St.	50 70
								219	H	Coppin St.	38 53
								219	N	Coppin St.	41 44
								273	A	Delaware St.	49 58
								274	H	Morgan St.	39 55
								286	A	UNC Wilmington	45 59
								289	A	Coastal Caro.	39 58
								296	A	Florida A&M	35 52
								296	H	Florida A&M	50 63
								302	A	Gardner-Webb	32 54
								314	A	UNC Greensboro	39 49
								318	A	Bethune-Cookman	32 55
								318	H	Bethune-Cookman	34 51
								322	A	Western Caro.	55 67
								324	H	Wofford	39 50
								330	A	Savannah St.	43 38
								330	H	Savannah St.	33 29
								332	A	UMES	53 72
LAST 12 Division I GAMES:											
219	N	Coppin St.	41 44	330	A	Savannah St.	43 38				
79	A	Hampton	30 51	318	H	Bethune-Cookman	34 51				
159	H	South Carolina St.	50 70	296	H	Florida A&M	50 63				
330	H	Savannah St.	33 29	332	A	UMES	53 72				
138	H	N.C. A&T	33 60	273	A	Delaware St.	49 58				
159	A	South Carolina St.	39 40	274	H	Morgan St.	39 55				

Non-Div I Games:

N.C. Central

Loss, Non-Conf, S Site, H Home A Away N Neutral

Average RPI Win:	300	WON-LOST	WINNING	LAST 12	STRENGTH OF	OPP. STRENGTH	TEAM	ADJ.	CONF.	ADJ CONF.
Average RPI Loss:	190	RECORD	PCT. RANK	GAMES	SCHEDULE	OF SCHEDULE	RPI	RPI	RPI	RPI
DIV. I ONLY	14- 15	176	8- 4	338	329	272	272	33	33	
DIV. I NON-CONF.	6- 13	262	1- 2	273	187	280	280	33	33	
TOTALS	RPI 1-25	RPI 26-50	W-L RECORDS	RPI 51-100	RPI 101-150	RPI 150+				
14- 15	0- 1	0- 1	OVERALL	0- 1	0- 1	14- 11				
8- 4	0- 0	0- 0	HOME	0- 0	0- 1	8- 3				
4- 11	0- 1	0- 1	AWAY	0- 1	0- 0	4- 8				
2- 0	0- 0	0- 0	NEUTRAL	0- 0	0- 0	2- 0				
6- 13	0- 1	0- 1	NON-CONFERENCE	0- 1	0- 1	6- 9				
4- 4	0- 0	0- 0	HOME	0- 0	0- 1	4- 3				
2- 9	0- 1	0- 1	AWAY	0- 1	0- 0	2- 6				
0- 0	0- 0	0- 0	NEUTRAL	0- 0	0- 0	0- 0				
8- 2	0- 0	0- 0	CONFERENCE	0- 0	0- 0	8- 2				
4- 0	0- 0	0- 0	HOME	0- 0	0- 0	4- 0				
2- 2	0- 0	0- 0	AWAY	0- 0	0- 0	2- 2				
2- 0	0- 0	0- 0	NEUTRAL	0- 0	0- 0	2- 0				

RPI 1-25				RPI 26-50				RPI 51-100				RPI 101+ Team's RPI: 272			
RPI	S	Opponent	Score	RPI	S	Opponent	Score	RPI	S	Opponent	Score	RPI	S	Opponent	Score
6	A	Penn St.	37 82	39	A	St. John's (NY)	37 55	59	A	Albany (NY)	41 76	110	H	Howard	33 46
												165	H	Northeastern	45 59
												186	A	Bucknell	35 52
												197	A	Rider	53 51
												199	A	Seton Hall	66 69
												204	H	Lehigh	45 46
												218	A	VCU	52 64
												223	H	Stony Brook	34 59
												237	A	Colgate	36 72
												237	H	Colgate	53 51
												261	H	St. Francis Brooklyn	73 61
												264	A	Fairleigh Dickinson	58 67
												273	H	Delaware St.	55 42
												299	A	Utah Valley	47 64
												299	H	Utah Valley	49 46
												299	N	Utah Valley	52 42
												301	A	Brown	51 53
												304	H	Rhode Island	48 44
												320	A	Tex.-Pan American	81 75
												320	H	Tex.-Pan American	60 55
												320	N	Tex.-Pan American	52 42
												333	A	Saint Peter's	62 35
												343	A	Chicago St.	57 58
												343	H	Chicago St.	59 33
												344	A	Houston Baptist	65 49
												344	H	Houston Baptist	77 48
LAST 12 Division I GAMES:															
				299	N	Utah Valley	52 42					237	H	Colgate	53 51
				320	N	Tex.-Pan American	52 42					320	A	Tex.-Pan American	81 75
				344	A	Houston Baptist	65 49					299	H	Utah Valley	49 46
				343	H	Chicago St.	59 33					110	H	Howard	33 46
				344	H	Houston Baptist	77 48					343	A	Chicago St.	57 58
				299	A	Utah Valley	47 64					301	A	Brown	51 53

Non-Div I Games: Rutgers-Newark 90 31 Centenary (NJ) 72 37

NJIT

Loss, Non-Conf, S Site, H Home A Away N Neutral

Average RPI Win:	212	WON-LOST	WINNING	LAST 12	STRENGTH OF	OPP. STRENGTH	TEAM	ADJ.	CONF.	ADJ CONF.
Average RPI Loss:	145	RECORD	PCT. RANK	GAMES	SCHEDULE	OF SCHEDULE	RPI	RPI	RPI	RPI
DIV. I ONLY	21- 11	81	10- 2	199	184	102	102	15	15	
DIV. I NON-CONF.	7- 8	177	0- 0	270	193	229	229	17	17	
TOTALS	RPI 1-25	RPI 26-50	W-L RECORDS	RPI 51-100	RPI 101-150	RPI 150+				
21- 11	0- 0	0- 1	OVERALL	1- 1	5- 3	15- 6				
14- 2	0- 0	0- 0	HOME	1- 0	3- 1	10- 1				
6- 8	0- 0	0- 1	AWAY	0- 1	2- 2	4- 4				
1- 1	0- 0	0- 0	NEUTRAL	0- 0	0- 0	1- 1				
7- 8	0- 0	0- 1	NON-CONFERENCE	1- 1	0- 3	6- 3				
5- 1	0- 0	0- 0	HOME	1- 0	0- 1	4- 0				
1- 6	0- 0	0- 1	AWAY	0- 1	0- 2	1- 2				
1- 1	0- 0	0- 0	NEUTRAL	0- 0	0- 0	1- 1				
14- 3	0- 0	0- 0	CONFERENCE	0- 0	5- 0	9- 3				
9- 1	0- 0	0- 0	HOME	0- 0	3- 0	6- 1				
5- 2	0- 0	0- 0	AWAY	0- 0	2- 0	3- 2				
0- 0	0- 0	0- 0	NEUTRAL	0- 0	0- 0	0- 0				

RPI S	Opponent	Score	RPI S	Opponent	Score	RPI S	Opponent	Score	RPI S	Opponent	Score	Team's RPI: 102
27	A Princeton	50 70	68	A Marquette	65 73	103	A Richmond	59 65	126	A Iona	64 74	
			82	H East Carolina	57 48	133	A American	52 42	133	H American	61 42	
						141	H High Point	47 63	147	A Holy Cross	60 47	
						147	H Holy Cross	72 53	147	H Holy Cross	59 35	
						157	A Army	42 53	157	H Army	40 48	
						186	A Bucknell	48 55	186	H Bucknell	60 48	
						186	H Bucknell	61 40	202	A Mt. St. Mary's	45 53	
						204	A Lehigh	72 47	204	H Lehigh	49 34	
						209	N UC Davis	63 66	223	A Stony Brook	40 44	
						228	A Lafayette	60 52	228	H Lafayette	62 44	
						228	H Lafayette	59 55	234	H Loyola Maryland	71 60	
						237	A Colgate	59 43	237	H Colgate	63 48	
						255	H Marshall	67 51	282	H William & Mary	69 64	
LAST 12 Division I GAMES:												
147	H Holy Cross	72 53	133	A American	52 42	157	H Army	40 48	147	H Holy Cross	59 35	
186	H Bucknell	60 48	228	A Lafayette	60 52	186	H Bucknell	61 40	204	A Lehigh	72 47	
228	H Lafayette	59 55	204	H Lehigh	49 34	237	H Colgate	63 48				
186	A Bucknell	48 55	237	H Colgate	63 48							
204	H Lehigh	49 34										
237	H Colgate	63 48										

Non-Div I Games:

Navy

RPI	S	Opponent	Score	
307	N	Jackson St.	72	48
323	A	Air Force	60	36
333	H	Saint Peter's	64	53

N
a
v
y

N
a
v
y

Navy

Average RPI Win:	270	WON-LOST	WINNING	LAST 12	STRENGTH OF	OPP. STRENGTH	TEAM	ADJ.	CONF.	ADJ CONF.
Average RPI Loss:	168	RECORD	PCT. RANK	GAMES	SCHEDULE	OF SCHEDULE	RPI	RPI	RPI	RPI
DIV. I ONLY	14- 11	133	5- 6	322	286	233	233	31	31	
DIV. I NON-CONF.	14- 11	141	5- 6	293	305	231	231	31	31	
TOTALS	RPI 1-25	RPI 26-50	W-L RECORDS	RPI 51-100	RPI 101-150	RPI 150+				
14- 11	0- 0	0- 0	OVERALL	0- 3	1- 0	13- 8				
10- 5	0- 0	0- 0	HOME	0- 2	1- 0	9- 3				
4- 6	0- 0	0- 0	AWAY	0- 1	0- 0	4- 5				
0- 0	0- 0	0- 0	NEUTRAL	0- 0	0- 0	0- 0				
14- 11	0- 0	0- 0	NON-CONFERENCE	0- 3	1- 0	13- 8				
10- 5	0- 0	0- 0	HOME	0- 2	1- 0	9- 3				
4- 6	0- 0	0- 0	AWAY	0- 1	0- 0	4- 5				
0- 0	0- 0	0- 0	NEUTRAL	0- 0	0- 0	0- 0				
0- 0	0- 0	0- 0	CONFERENCE	0- 0	0- 0	0- 0				
0- 0	0- 0	0- 0	HOME	0- 0	0- 0	0- 0				
0- 0	0- 0	0- 0	AWAY	0- 0	0- 0	0- 0				
0- 0	0- 0	0- 0	NEUTRAL	0- 0	0- 0	0- 0				

RPI 1-25				RPI 26-50				RPI 51-100				RPI 101+				Team's RPI: 233	
RPI	S	Opponent	Score	RPI	S	Opponent	Score	RPI	S	Opponent	Score	RPI	S	Opponent	Score		
								61	A	South Dakota St.	56 69	138	H	N.C. A&T	58 44		
								61	H	South Dakota St.	64 74	151	A	IUPUI	49 60		
								94	H	Tulsa	48 49	151	H	IUPUI	43 45		
												178	H	Loyola Chicago	65 58		
												182	A	South Dakota	57 62		
												182	H	South Dakota	39 50		
												201	H	Saint Louis	42 51		
												245	A	IPFW	46 51		
												245	H	IPFW	60 50		
												254	A	Western Ill.	44 71		
												254	H	Western Ill.	63 55		
												269	A	North Dakota St.	62 63		
												269	H	North Dakota St.	61 52		
												281	H	La.-Lafayette	79 67		
												283	H	Northern Ariz.	79 75		
												285	A	UMKC	61 44		
												285	H	UMKC	68 41		
												293	A	Oakland	67 63		
												293	H	Oakland	59 41		
												309	H	Texas-Arlington	73 39		
												319	A	Ark.-Pine Bluff	67 63		
												343	A	Chicago St.	62 47		
LAST 12 Division I GAMES:																	
285	H	UMKC	68 41	293	A	Oakland	67 63										
182	H	South Dakota	39 50	245	A	IPFW	46 51										
269	A	North Dakota St.	62 63	61	H	South Dakota St.	64 74										
61	A	South Dakota St.	56 69	269	H	North Dakota St.	61 52										
151	H	IUPUI	43 45	343	A	Chicago St.	62 47										
254	H	Western Ill.	63 55	254	A	Western Ill.	44 71										

Non-Div I Games: Southwest Minn. St.63 37 St. Mary (NE) 92 78 Indiana Dabney 83 39

Neb. Omaha

Loss, Non-Conf, S Site, H Home A Away N Neutral

Nebraska

Through Games Of Sunday, March 17, 2013

Average RPI Win:	104	WON-LOST	WINNING	LAST 12	STRENGTH OF	OPP. STRENGTH	TEAM	ADJ.	CONF.	ADJ CONF.
Average RPI Loss:	29	RECORD	PCT. RANK	GAMES	SCHEDULE	OF SCHEDULE	RPI	RPI	RPI	RPI
DIV. I ONLY	23- 8	45	10- 2	13	21	16	16	2	2	
DIV. I NON-CONF.	10- 3	50	0- 0	37	59	29	29	2	2	
TOTALS	RPI 1-25	RPI 26-50	W-L RECORDS	RPI 51-100	RPI 101-150	RPI 150+				
23- 8	2- 5	4- 1	OVERALL	6- 2	8- 0	3- 0				
13- 4	2- 3	1- 0	HOME	3- 1	5- 0	2- 0				
9- 3	0- 1	2- 1	AWAY	3- 1	3- 0	1- 0				
1- 1	0- 1	1- 0	NEUTRAL	0- 0	0- 0	0- 0				
10- 3	1- 1	0- 1	NON-CONFERENCE	2- 1	5- 0	2- 0				
8- 1	1- 1	0- 0	HOME	1- 0	4- 0	2- 0				
2- 2	0- 0	0- 1	AWAY	1- 1	1- 0	0- 0				
0- 0	0- 0	0- 0	NEUTRAL	0- 0	0- 0	0- 0				
13- 5	1- 4	4- 0	CONFERENCE	4- 1	3- 0	1- 0				
5- 3	1- 2	1- 0	HOME	2- 1	1- 0	0- 0				
7- 1	0- 1	2- 0	AWAY	2- 0	2- 0	1- 0				
1- 1	0- 1	1- 0	NEUTRAL	0- 0	0- 0	0- 0				

RPI	S	Opponent	Score	RPI	S	Opponent	Score	RPI	S	Opponent	Score	RPI	S	Opponent	Score
6	A	Penn St.	58 80	35	A	Michigan	57 39	56	A	South Fla.	62 52	104	A	Northwestern	55 50
6	H	Penn St.	67 82	41	A	Creighton	57 66	61	A	South Dakota St.	55 60	109	A	Southern California	74 65
12	H	Maryland	71 90	44	A	Iowa	76 75	64	A	Ohio St.	62 53	111	H	Sam Houston St.	85 72
14	H	Purdue	66 69	44	H	Iowa	66 46	64	H	Ohio St.	58 39	122	H	Temple	64 39
14	N	Purdue	64 77	44	N	Iowa	76 61	80	H	Illinois	52 62	124	A	Wisconsin	55 53
20	H	Florida St.	78 77					84	A	Minnesota	84 63	124	H	Wisconsin	70 52
23	H	Michigan St.	59 54					84	H	Minnesota	80 56	132	H	Idaho St.	60 51
								93	H	Oral Roberts	80 67	138	H	N.C. A&T	68 50
												191	A	Indiana	67 38
												283	H	Northern Ariz.	77 55
												308	H	Grambling	84 39
LAST 12 Division I GAMES:															
14	N	Purdue	64 77	64	H	Ohio St.	58 39								
44	N	Iowa	76 61	44	A	Iowa	76 75								
6	H	Penn St.	67 82	104	A	Northwestern	55 50								
124	A	Wisconsin	55 53	84	H	Minnesota	80 56								
44	H	Iowa	66 46	64	A	Ohio St.	62 53								
35	A	Michigan	57 39	23	H	Michigan St.	59 54								

Non-Div I Games:

Nebraska

■ Loss,
 ■ Non-Conf, S Site,
 ■ Home
 ■ Away
 N Neutral

Nevada

Average RPI Win: 249

Average RPI Loss: 157

WON-LOST

WINNING

LAST 12

Through Games Of Sunday, March 17, 2013

STRENGTH OF

OPP. STRENGTH

TEAM

ADJ.

CONF.

ADJ CONF.

RECORD

PCT. RANK

GAMES

SCHEDULE

OF SCHEDULE

RPI

RPI

RPI

RPI

DIV. I ONLY

7- 23

310

2- 10

193

167

292

292

17

17

DIV. I NON-CONF.

4- 8

244

0- 0

168

175

244

244

16

16

TOTALS

RPI 1-25

RPI 26-50

W-L RECORDS

RPI 51-100

RPI 101-150

RPI 150+

7- 23

0- 0

0- 5

OVERALL

1- 5

0- 0

6- 13

3- 10

0- 0

0- 2

HOME

0- 3

0- 0

3- 5

3- 10

0- 0

0- 2

AWAY

1- 1

0- 0

2- 7

1- 3

0- 0

0- 1

NEUTRAL

0- 1

0- 0

1- 1

4- 8

0- 0

0- 2

NON-CONFERENCE

0- 2

0- 0

4- 4

2- 3

0- 0

0- 1

HOME

0- 1

0- 0

2- 1

2- 3

0- 0

0- 1

AWAY

0- 0

0- 0

2- 2

0- 2

0- 0

0- 0

NEUTRAL

0- 1

0- 0

0- 1

3- 15

0- 0

0- 3

CONFERENCE

1- 3

0- 0

2- 9

1- 7

0- 0

0- 1

HOME

0- 2

0- 0

1- 4

1- 7

0- 0

0- 1

AWAY

1- 1

0- 0

0- 5

1- 1

0- 0

0- 1

NEUTRAL

0- 0

0- 0

1- 0

RPI 1-25

RPI 26-50

RPI 51-100

RPI 101+

Team's RPI: 292

RPI S Opponent Score

RPI S Opponent Score

RPI S Opponent Score

RPI S Opponent Score

45 A San Diego St. 57 69

56 N South Fla. 46 71

163 A Wake Forest 54 77

45 H San Diego St. 45 58

74 A Wyoming 41 92

174 N Miami (OH) 49 62

45 N San Diego St. 39 67

74 H Wyoming 65 66

183 A New Mexico 43 66

46 H Toledo 61 73

75 H Cal Poly 63 72

183 H New Mexico 66 69

47 A Pacific 63 72

76 A Fresno St. 60 54

208 A Portland 61 70

76 H Fresno St. 56 74

220 A Colorado St. 50 59

220 H Colorado St. 51 53

246 H Cleveland St. 86 79

251 A UC Irvine 72 49

259 A Oregon 77 73

260 A UNLV 63 80

260 H UNLV 61 66

262 H Cal St. Fullerton 76 72

275 A Boise St. 58 67

275 H Boise St. 62 80

287 H CSU Bakersfield 80 83

323 A Air Force 56 63

323 H Air Force 67 54

323 N Air Force 80 66

LAST 12 Division I GAMES:

45 N San Diego St. 39 67

45 H San Diego St. 45 58

323 N Air Force 80 66

76 A Fresno St. 60 54

220 H Colorado St. 51 53

74 H Wyoming 65 66

183 A New Mexico 43 66

323 A Air Force 56 63

260 A UNLV 63 80

220 A Colorado St. 50 59

275 H Boise St. 62 80

183 H New Mexico 66 69

N
e
v
a
d
aN
e
v
a
d
a

Non-Div I Games: Cal St. L.A. 91 81

Nevada

Loss, Non-Conf, S Site, H Home A Away N Neutral

Page 209

New Hampshire

Through Games Of Sunday, March 17, 2013

Average RPI Win:	253	WON-LOST	WINNING	LAST 12	STRENGTH OF	OPP. STRENGTH	TEAM	ADJ.	CONF.	ADJ CONF.
Average RPI Loss:	165	RECORD	PCT. RANK	GAMES	SCHEDULE	OF SCHEDULE	RPI	RPI	RPI	RPI
DIV. I ONLY	12- 18	221	6- 6	217	268	238	238	21	21	
DIV. I NON-CONF.	5- 7	211	0- 0	258	259	232	232	24	24	
TOTALS	RPI 1-25	RPI 26-50	W-L RECORDS	RPI 51-100	RPI 101-150	RPI 150+				
12- 18	0- 0	0- 1	OVERALL	1- 7	1- 1	10- 9				
7- 5	0- 0	0- 0	HOME	1- 2	0- 0	6- 3				
4- 12	0- 0	0- 0	AWAY	0- 5	1- 1	3- 6				
1- 1	0- 0	0- 1	NEUTRAL	0- 0	0- 0	1- 0				
5- 7	0- 0	0- 1	NON-CONFERENCE	0- 1	1- 1	4- 4				
3- 1	0- 0	0- 0	HOME	0- 0	0- 0	3- 1				
2- 5	0- 0	0- 0	AWAY	0- 1	1- 1	1- 3				
0- 1	0- 0	0- 1	NEUTRAL	0- 0	0- 0	0- 0				
7- 11	0- 0	0- 0	CONFERENCE	1- 6	0- 0	6- 5				
4- 4	0- 0	0- 0	HOME	1- 2	0- 0	3- 2				
2- 7	0- 0	0- 0	AWAY	0- 4	0- 0	2- 3				
1- 0	0- 0	0- 0	NEUTRAL	0- 0	0- 0	1- 0				

RPI 1-25			RPI 26-50			RPI 51-100			RPI 101+			Team's RPI: 238			
RPI	S	Opponent	Score	RPI	S	Opponent	Score	RPI	S	Opponent	Score				
				40	N	Quinnipiac	53 60	57	A	Boston U.	45 59	121	A	Boston College	59 64
								57	H	Boston U.	53 55	147	A	Holy Cross	68 65
								59	A	Albany (NY)	43 78	164	A	Yale	57 51
								59	A	Albany (NY)	57 71	203	H	Central Conn. St.	32 43
								59	H	Albany (NY)	46 55	223	A	Stony Brook	47 60
								90	A	Harvard	44 63	223	H	Stony Brook	44 48
								98	A	Hartford	56 63	223	N	Stony Brook	49 46
								98	H	Hartford	51 49	237	A	Colgate	61 72
												246	A	Cleveland St.	47 58
												263	H	Dartmouth	54 38
												265	H	Cornell	59 56
												288	A	UMBC	50 59
												288	H	UMBC	63 62
												295	A	Vermont	60 63
												295	H	Vermont	67 45
												301	A	Brown	43 50
												312	A	Binghamton	60 52
												312	H	Binghamton	42 55
												326	A	Maine	86 63
												326	H	Maine	61 54
												331	H	Wagner	77 54
LAST 12 Division I GAMES:															
				59	A	Albany (NY)	57 71	57	A	Boston U.	45 59				
				223	N	Stony Brook	49 46	288	A	UMBC	50 59				
				326	A	Maine	86 63	295	H	Vermont	67 45				
				59	H	Albany (NY)	46 55	223	A	Stony Brook	47 60				
				312	H	Binghamton	42 55	326	H	Maine	61 54				
				98	H	Hartford	51 49	312	A	Binghamton	60 52				

Non-Div I Games:

New Hampshire

Loss, Non-Conf, S Site, H Home A Away N Neutral

Average RPI Win:	262	WON-LOST	WINNING	LAST 12	STRENGTH OF	OPP. STRENGTH	TEAM	ADJ.	CONF.	ADJ CONF.
Average RPI Loss:	104	RECORD	PCT. RANK	GAMES	SCHEDULE	OF SCHEDULE	RPI	RPI	RPI	RPI
DIV. I ONLY	17- 14	138	7- 5	235	174	183	183	17	17	
DIV. I NON-CONF.	8- 5	114	0- 0	241	194	187	187	16	16	
TOTALS	RPI 1-25	RPI 26-50	W-L RECORDS	RPI 51-100	RPI 101-150	RPI 150+				
17- 14	0- 2	1- 3	OVERALL	0- 5	0- 0	16- 4				
11- 6	0- 1	1- 1	HOME	0- 2	0- 0	10- 2				
6- 7	0- 1	0- 1	AWAY	0- 3	0- 0	6- 2				
0- 1	0- 0	0- 1	NEUTRAL	0- 0	0- 0	0- 0				
8- 5	0- 2	1- 0	NON-CONFERENCE	0- 1	0- 0	7- 2				
7- 2	0- 1	1- 0	HOME	0- 0	0- 0	6- 1				
1- 3	0- 1	0- 0	AWAY	0- 1	0- 0	1- 1				
0- 0	0- 0	0- 0	NEUTRAL	0- 0	0- 0	0- 0				
9- 9	0- 0	0- 3	CONFERENCE	0- 4	0- 0	9- 2				
4- 4	0- 0	0- 1	HOME	0- 2	0- 0	4- 1				
5- 4	0- 0	0- 1	AWAY	0- 2	0- 0	5- 1				
0- 1	0- 0	0- 1	NEUTRAL	0- 0	0- 0	0- 0				

RPI 1-25			RPI 26-50			RPI 51-100			RPI 101+			Team's RPI: 183
RPI	S	Opponent	Score	RPI	S	Opponent	Score	RPI	S	Opponent	Score	
19	H	Georgia	42 72	45	A	San Diego St.	44 72	74	A	Wyoming	50 72	177 H Arizona 53 58
25	A	Colorado	39 84	45	H	San Diego St.	39 63	74	H	Wyoming	54 72	184 A Houston 62 77
				45	N	San Diego St.	39 67	76	A	Fresno St.	65 69	220 A Colorado St. 68 54
				48	H	Texas Tech	65 61	76	H	Fresno St.	50 51	220 H Colorado St. 71 56
								91	A	UTEP	45 60	227 H North Texas 81 59
												236 A New Mexico St. 68 44
												236 H New Mexico St. 60 37
												260 A UNLV 72 59
												260 A UNLV 57 68
												260 H UNLV 57 58
												262 H Cal St. Fullerton 52 43
												275 A Boise St. 66 58
												275 H Boise St. 58 53
												283 H Northern Ariz. 68 57
												292 A Nevada 69 66
												292 H Nevada 66 43
												323 A Air Force 72 67
												323 H Air Force 65 59
												335 H Weber St. 67 44
												344 H Houston Baptist 63 46
LAST 12 Division I GAMES:												
				45	N	San Diego St.	39 67	220	H	Colorado St.	71 56	
				260	A	UNLV	72 59	275	A	Boise St.	66 58	
				323	H	Air Force	65 59	76	H	Fresno St.	50 51	
				292	H	Nevada	66 43	260	H	UNLV	57 58	
				74	A	Wyoming	50 72	323	A	Air Force	72 67	
				45	A	San Diego St.	44 72	292	A	Nevada	69 66	

Non-Div I Games:

New Mexico

■ Loss,
■ Non-Conf,
■ S Site,
■ H Home
■ A Away
N Neutral

Average RPI Win:	237	WON-LOST	WINNING	LAST 12	STRENGTH OF	OPP. STRENGTH	TEAM	ADJ.	CONF.	ADJ CONF.
Average RPI Loss:	184	RECORD	PCT. RANK	GAMES	SCHEDULE	OF SCHEDULE	RPI	RPI	RPI	RPI
DIV. I ONLY	15- 16	171	6- 6	282	271	236	236	25	25	
DIV. I NON-CONF.	7- 4	103	1- 0	214	265	150	150	25	25	
TOTALS	RPI 1-25	RPI 26-50	W-L RECORDS	RPI 51-100	RPI 101-150	RPI 150+				
15- 16	0- 0	0- 0	OVERALL	1- 1	1- 6	13- 9				
9- 7	0- 0	0- 0	HOME	1- 0	1- 2	7- 5				
5- 8	0- 0	0- 0	AWAY	0- 1	0- 3	5- 4				
1- 1	0- 0	0- 0	NEUTRAL	0- 0	0- 1	1- 0				
7- 4	0- 0	0- 0	NON-CONFERENCE	1- 1	0- 0	6- 3				
6- 1	0- 0	0- 0	HOME	1- 0	0- 0	5- 1				
1- 3	0- 0	0- 0	AWAY	0- 1	0- 0	1- 2				
0- 0	0- 0	0- 0	NEUTRAL	0- 0	0- 0	0- 0				
8- 12	0- 0	0- 0	CONFERENCE	0- 0	1- 6	7- 6				
3- 6	0- 0	0- 0	HOME	0- 0	1- 2	2- 4				
4- 5	0- 0	0- 0	AWAY	0- 0	0- 3	4- 2				
1- 1	0- 0	0- 0	NEUTRAL	0- 0	0- 1	1- 0				

RPI S	Opponent	Score	RPI S	Opponent	Score	RPI S	Opponent	Score	RPI S	Opponent	Score	Team's RPI: 236
						91	A UTEP	44 66	119	A Seattle	62 78	
						91	H UTEP	69 68	119	H Seattle	54 60	
									119	N Seattle	53 77	
									131	A Idaho	53 72	
									131	H Idaho	51 57	
									139	A Utah St.	63 65	
									139	H Utah St.	106 94	
									155	A UC Santa Barbara	41 43	
									172	H Loyola Marymount	77 76	
									183	A New Mexico	37 60	
									183	H New Mexico	44 68	
									185	A Louisiana Tech	66 56	
									185	H Louisiana Tech	71 67	
									217	A Denver	58 67	
									217	H Denver	63 71	
									221	A Southern Utah	70 68	
									243	A UTSA	69 52	
									243	H UTSA	53 66	
									251	H UC Irvine	50 44	
									280	A San Jose St.	50 51	
									280	H San Jose St.	90 70	
									285	H UMKC	75 50	
									287	H CSU Bakersfield	87 81	
									291	H George Mason	55 52	
									303	A Texas St.	61 58	
									303	H Texas St.	49 58	
LAST 12 Division I GAMES:												
			119	N Seattle	53 77	139	H Utah St.	106 94				
			309	N Texas-Arlington	76 63	280	H San Jose St.	90 70				
			309	A Texas-Arlington	72 66	119	A Seattle	62 78				
			185	A Louisiana Tech	66 56	131	A Idaho	53 72				
			217	H Denver	63 71	243	H UTSA	53 66				
			287	H CSU Bakersfield	87 81	303	H Texas St.	49 58				

Non-Div I Games:

New Mexico St.

■ Loss,
 ■ Non-Conf, S Site,
 ■ Home
 ■ Away
 N Neutral

N
e
w
M
e
x
i
c
o
s
t
.

RPI S Opponent Score
New Mexico St.

Through Games Of Sunday, March 17, 2013

RPI	S	Opponent	Score	
309	A	Texas-Arlington	72	66
309	H	Texas-Arlington	59	62
309	N	Texas-Arlington	76	63

N
e
w
M
e
x
i
c
o
s
t
.

New Mexico St.

Average RPI Win:	322	WON-LOST	WINNING	LAST 12	STRENGTH OF	OPP. STRENGTH	TEAM	ADJ.	CONF.	ADJ CONF.
Average RPI Loss:	252	RECORD	PCT. RANK	GAMES	SCHEDULE	OF SCHEDULE	RPI	RPI	RPI	RPI
DIV. I ONLY	2- 23	339	2- 10	341	344	345	345	31	31	
DIV. I NON-CONF.	2- 21	331	2- 8	328	343	345	345	31	31	
TOTALS	RPI 1-25	RPI 26-50	W-L RECORDS	RPI 51-100	RPI 101-150	RPI 150+				
2- 23	0- 0	0- 2	OVERALL	0- 0	0- 0	2- 21				
1- 10	0- 0	0- 0	HOME	0- 0	0- 0	1- 10				
1- 11	0- 0	0- 2	AWAY	0- 0	0- 0	1- 9				
0- 2	0- 0	0- 0	NEUTRAL	0- 0	0- 0	0- 2				
2- 21	0- 0	0- 2	NON-CONFERENCE	0- 0	0- 0	2- 19				
1- 9	0- 0	0- 0	HOME	0- 0	0- 0	1- 9				
1- 10	0- 0	0- 2	AWAY	0- 0	0- 0	1- 8				
0- 2	0- 0	0- 0	NEUTRAL	0- 0	0- 0	0- 2				
0- 2	0- 0	0- 0	CONFERENCE	0- 0	0- 0	0- 2				
0- 1	0- 0	0- 0	HOME	0- 0	0- 0	0- 1				
0- 1	0- 0	0- 0	AWAY	0- 0	0- 0	0- 1				
0- 0	0- 0	0- 0	NEUTRAL	0- 0	0- 0	0- 0				

RPI 1-25				RPI 26-50				RPI 51-100				RPI 101+				Team's RPI: 345	
RPI	S	Opponent	Score	RPI	S	Opponent	Score	RPI	S	Opponent	Score	RPI	S	Opponent	Score		
				34	A	LSU	61 87					156	H	Nicholls St.	66 80		
				48	A	Texas Tech	38 81					156	N	Nicholls St.	45 75		
												176	H	Southern Miss.	59 69		
												199	A	Seton Hall	35 82		
												221	N	Southern Utah	47 76		
												240	H	Murray St.	56 69		
												281	A	La.-Lafayette	41 68		
												287	A	CSU Bakersfield	55 85		
												287	H	CSU Bakersfield	59 78		
												290	A	Northwestern St.	50 63		
												290	H	Northwestern St.	52 53		
												294	A	Southeastern La.	67 69		
												294	H	Southeastern La.	64 76		
												299	H	Utah Valley	55 51		
												307	H	Jackson St.	51 82		
												308	A	Grambling	44 76		
												309	A	Texas-Arlington	57 82		
												319	A	Ark.-Pine Bluff	62 75		
												319	H	Ark.-Pine Bluff	54 63		
												320	A	Tex.-Pan American	59 60		
												320	H	Tex.-Pan American	56 71		
												344	A	Houston Baptist	65 58		
												344	H	Houston Baptist	45 60		
LAST 12 Division I GAMES:																	
				287	A	CSU Bakersfield	55 85					344	A	Houston Baptist	65 58		
				320	A	Tex.-Pan American	59 60					240	H	Murray St.	56 69		
				290	A	Northwestern St.	50 63					320	H	Tex.-Pan American	56 71		
				309	A	Texas-Arlington	57 82					308	A	Grambling	44 76		
				299	H	Utah Valley	55 51					344	H	Houston Baptist	45 60		
				287	H	CSU Bakersfield	59 78					176	H	Southern Miss.	59 69		

Non-Div I Games: Ark.-Monticello 68 58

New Orleans

■ Loss,
 ■ Non-Conf, S Site,
 ■ Home
 ■ Away
 N Neutral

[illegible]

Non-Div I Games:

RPI	S	Opponent	Score
338	H	Kent St.	82 55

N
i
a
g
a
r
a

N
i
a
g
a
r
a

Niagara

Average RPI Win:	247	WON-LOST	WINNING	LAST 12	STRENGTH OF	OPP. STRENGTH	TEAM	ADJ.	CONF.	ADJ CONF.
Average RPI Loss:	144	RECORD	PCT. RANK	GAMES	SCHEDULE	OF SCHEDULE	RPI	RPI	RPI	RPI
DIV. I ONLY	19- 11	91	7- 5	302	294	156	156	20	20	
DIV. I NON-CONF.	8- 3	61	0- 0	309	300	115	115	20	20	
TOTALS	RPI 1-25	RPI 26-50	W-L RECORDS	RPI 51-100	RPI 101-150	RPI 150+				
19- 11	0- 0	0- 2	OVERALL	1- 1	1- 3	17- 5				
9- 2	0- 0	0- 0	HOME	1- 0	1- 1	7- 1				
7- 8	0- 0	0- 2	AWAY	0- 1	0- 2	7- 3				
3- 1	0- 0	0- 0	NEUTRAL	0- 0	0- 0	3- 1				
8- 3	0- 0	0- 2	NON-CONFERENCE	0- 0	0- 0	8- 1				
2- 0	0- 0	0- 0	HOME	0- 0	0- 0	2- 0				
3- 3	0- 0	0- 2	AWAY	0- 0	0- 0	3- 1				
3- 0	0- 0	0- 0	NEUTRAL	0- 0	0- 0	3- 0				
11- 8	0- 0	0- 0	CONFERENCE	1- 1	1- 3	9- 4				
7- 2	0- 0	0- 0	HOME	1- 0	1- 1	5- 1				
4- 5	0- 0	0- 0	AWAY	0- 1	0- 2	4- 2				
0- 1	0- 0	0- 0	NEUTRAL	0- 0	0- 0	0- 1				

RPI S	Opponent	Score	RPI S	Opponent	Score	RPI S	Opponent	Score	RPI S	Opponent	Score	Team's RPI: 156
26	A DePaul	57 87	93	A Oral Roberts	56 84	111	A Sam Houston St.	60 74				
48	A Texas Tech	48 78	93	H Oral Roberts	69 66	111	H Sam Houston St.	63 70				
						137	A Lamar	57 59				
						137	H Lamar	84 77				
						153	A McNeese St.	78 61				
						153	H McNeese St.	65 59				
						153	N McNeese St.	70 86				
						162	A Arkansas St.	58 66				
						179	A Texas Southern	65 58				
						206	A Stephen F. Austin	66 74				
						206	H Stephen F. Austin	65 64				
						221	N Southern Utah	65 54				
						222	H La.-Monroe	85 60				
						235	N Mississippi Val.	60 57				
						249	A Central Ark.	68 62				
						249	H Central Ark.	56 72				
						281	H La.-Lafayette	71 62				
						290	A Northwestern St.	55 64				
						290	H Northwestern St.	67 50				
						294	A Southeastern La.	71 65				
						294	H Southeastern La.	69 65				
						328	A A&M-Corpus Christi	60 51				
						328	H A&M-Corpus Christi	70 53				
						334	A Alabama St.	57 46				
						345	A New Orleans	80 66				
						345	N New Orleans	75 45				
LAST 12 Division I GAMES:												
153	N	McNeese St.	70	86	290	H	Northwestern St.	67	50			
153	H	McNeese St.	65	59	206	H	Stephen F. Austin	65	64			
137	H	Lamar	84	77	294	H	Southeastern La.	69	65			
328	A	A&M-Corpus Christi	60	51	249	A	Central Ark.	68	62			
111	A	Sam Houston St.	60	74	93	A	Oral Roberts	56	84			
137	A	Lamar	57	59	111	H	Sam Houston St.	63	70			

Non-Div I Games:

Nicholls St.

■ Loss,
■ Non-Conf,
■ S Site,
■ Home
■ A Away
N Neutral

Average RPI Win: 281	WON-LOST	WINNING	LAST 12	STRENGTH OF	OPP. STRENGTH	TEAM	ADJ.	CONF.	ADJ CONF.
Average RPI Loss: 198	RECORD	PCT. RANK	GAMES	SCHEDULE	OF SCHEDULE	RPI	RPI	RPI	RPI
DIV. I ONLY	6- 22	318	4- 8	254	330	325	325	30	30
DIV. I NON-CONF.	1- 9	323	0- 0	194	295	329	329	30	30
TOTALS	RPI 1-25	RPI 26-50	W-L RECORDS	RPI 51-100	RPI 101-150	RPI 150+			
6- 22	0- 0	0- 0	OVERALL	0- 4	0- 5	6- 13			
5- 6	0- 0	0- 0	HOME	0- 1	0- 1	5- 4			
0- 13	0- 0	0- 0	AWAY	0- 3	0- 2	0- 8			
1- 3	0- 0	0- 0	NEUTRAL	0- 0	0- 2	1- 1			
1- 9	0- 0	0- 0	NON-CONFERENCE	0- 2	0- 2	1- 5			
1- 2	0- 0	0- 0	HOME	0- 0	0- 0	1- 2			
0- 5	0- 0	0- 0	AWAY	0- 2	0- 1	0- 2			
0- 2	0- 0	0- 0	NEUTRAL	0- 0	0- 1	0- 1			
5- 13	0- 0	0- 0	CONFERENCE	0- 2	0- 3	5- 8			
4- 4	0- 0	0- 0	HOME	0- 1	0- 1	4- 2			
0- 8	0- 0	0- 0	AWAY	0- 1	0- 1	0- 6			
1- 1	0- 0	0- 0	NEUTRAL	0- 0	0- 1	1- 0			

RPI 1-25			RPI 26-50			RPI 51-100				RPI 101+			Team's RPI: 325				
RPI	S	Opponent	Score	RPI	S	Opponent	Score	RPI	S	Opponent	Score	RPI	S	Opponent	Score		
								79	A	Hampton	42	83	110	A	Howard	45	56
								79	H	Hampton	41	76	116	N	Appalachian St.	61	68
								82	A	East Carolina	46	54	138	H	N.C. A&T	47	62
								100	A	Virginia	23	66	138	N	N.C. A&T	47	78
													140	A	Hofstra	47	82
													159	A	South Carolina St.	59	62
													179	H	Texas Southern	53	68
													190	H	Penn	60	51
													216	A	Radford	50	73
													219	A	Coppin St.	49	79
													219	H	Coppin St.	51	56
													270	H	USC Upstate	64	71
													273	A	Delaware St.	48	58
													273	H	Delaware St.	61	51
													274	A	Morgan St.	48	57
													274	H	Morgan St.	81	68
													284	N	Northern Ill.	38	69
													296	H	Florida A&M	76	84
													296	N	Florida A&M	72	55
													314	A	UNC Greensboro	63	71
													318	H	Bethune-Cookman	67	40
													330	A	Savannah St.	55	62
													332	A	UMES	80	86
													332	H	UMES	54	51
LAST 12 Division I GAMES:																	
				138	N	N.C. A&T	47	78	79	A	Hampton	42	83				
				296	N	Florida A&M	72	55	332	H	UMES	54	51				
				138	H	N.C. A&T	47	62	273	H	Delaware St.	61	51				
				296	H	Florida A&M	76	84	274	A	Morgan St.	48	57				
				318	H	Bethune-Cookman	67	40	219	A	Coppin St.	49	79				
				273	A	Delaware St.	48	58	79	H	Hampton	41	76				

Non-Div I Games: Chowan 60 56

Norfolk St.

■ Loss,
 ■ Non-Conf, S Site,
 ■ Home
 ■ Away
 N Neutral

North Carolina

Through Games Of Sunday, March 17, 2013

Average RPI Win:	131	WON-LOST	WINNING	LAST 12	STRENGTH OF	OPP. STRENGTH	TEAM	ADJ.	CONF.	ADJ CONF.
Average RPI Loss:	9	RECORD	PCT. RANK	GAMES	SCHEDULE	OF SCHEDULE	RPI	RPI	RPI	RPI
DIV. I ONLY	28- 6	19	8- 4	55	23	15	15	5	5	
DIV. I NON-CONF.	12- 1	5	0- 0	185	56	31	31	4	4	
TOTALS	RPI 1-25	RPI 26-50	W-L RECORDS	RPI 51-100	RPI 101-150	RPI 150+				
28- 6	3- 6	2- 0	OVERALL	8- 0	7- 0	8- 0				
17- 1	2- 1	1- 0	HOME	5- 0	3- 0	6- 0				
8- 4	0- 4	1- 0	AWAY	2- 0	3- 0	2- 0				
3- 1	1- 1	0- 0	NEUTRAL	1- 0	1- 0	0- 0				
12- 1	0- 1	2- 0	NON-CONFERENCE	4- 0	0- 0	6- 0				
9- 0	0- 0	1- 0	HOME	3- 0	0- 0	5- 0				
2- 1	0- 1	1- 0	AWAY	0- 0	0- 0	1- 0				
1- 0	0- 0	0- 0	NEUTRAL	1- 0	0- 0	0- 0				
16- 5	3- 5	0- 0	CONFERENCE	4- 0	7- 0	2- 0				
8- 1	2- 1	0- 0	HOME	2- 0	3- 0	1- 0				
6- 3	0- 3	0- 0	AWAY	2- 0	3- 0	1- 0				
2- 1	1- 1	0- 0	NEUTRAL	0- 0	1- 0	0- 0				

RPI	S	Opponent	Score	RPI	S	Opponent	Score	RPI	S	Opponent	Score	RPI	S	Opponent	Score
5	A	Duke	58 65	36	H	Duquesne	62 58	51	A	Miami (FL)	64 62	112	A	North Carolina St.	70 66
5	H	Duke	63 84	44	A	Iowa	77 64	64	H	Ohio St.	57 54	112	H	North Carolina St.	68 58
5	N	Duke	73 92					77	H	Georgetown	63 48	121	A	Boston College	80 52
7	A	Tennessee	57 102					82	N	East Carolina	76 67	121	H	Boston College	85 57
12	A	Maryland	59 85					88	H	Davidson	70 59	121	N	Boston College	62 57
12	H	Maryland	60 57					99	A	Georgia Tech	60 58	144	A	Virginia Tech	72 50
12	N	Maryland	72 65					99	H	Georgia Tech	79 58	144	H	Virginia Tech	48 45
20	A	Florida St.	73 80					100	H	Virginia	71 60	163	H	Wake Forest	76 56
20	H	Florida St.	72 62									198	A	Clemson	65 58
												210	H	La Salle	85 55
												216	H	Radford	64 44
												253	H	East Tenn. St.	85 44
												289	A	Coastal Caro.	75 49
												339	H	N.C. Central	49 21
												341	H	UNC Asheville	101 42
LAST 12 Division I GAMES:															
		5	N	Duke	73	92				144	A	Virginia Tech	72	50	
		12	N	Maryland	72	65				20	A	Florida St.	73	80	
		121	N	Boston College	62	57				163	H	Wake Forest	76	56	
		5	A	Duke	58	65				99	A	Georgia Tech	60	58	
		121	H	Boston College	85	57				121	A	Boston College	80	52	
		112	H	North Carolina St.	68	58				5	H	Duke	63	84	

Non-Div I Games:

North Carolina

■ Loss,
 ■ Non-Conf, S Site,
 ■ Home
 ■ Away
 N Neutral

Average RPI Win: 171		WON-LOST	WINNING	LAST 12	STRENGTH OF	OPP. STRENGTH	TEAM	ADJ.	CONF.	ADJ CONF.
Average RPI Loss: 57		RECORD	PCT. RANK	GAMES	SCHEDULE	OF SCHEDULE	RPI	RPI	RPI	RPI
DIV. I ONLY		16- 16	160	7- 5	71	52	112	112	5	5
DIV. I NON-CONF.		8- 4	84	0- 0	171	106	124	124	4	4
TOTALS	RPI 1-25		RPI 26-50		W-L RECORDS		RPI 51-100		RPI 101-150	RPI 150+
16- 16	1- 7		0- 1		OVERALL		3- 5		3- 2	9- 1
10- 6	0- 4		0- 0		HOME		2- 2		3- 0	5- 0
4- 7	1- 2		0- 1		AWAY		1- 2		0- 1	2- 1
2- 3	0- 1		0- 0		NEUTRAL		0- 1		0- 1	2- 0
8- 4	0- 1		0- 1		NON-CONFERENCE		1- 1		2- 1	5- 0
6- 1	0- 1		0- 0		HOME		1- 0		2- 0	3- 0
1- 1	0- 0		0- 1		AWAY		0- 0		0- 0	1- 0
1- 2	0- 0		0- 0		NEUTRAL		0- 1		0- 1	1- 0
8- 12	1- 6		0- 0		CONFERENCE		2- 4		1- 1	4- 1
4- 5	0- 3		0- 0		HOME		1- 2		1- 0	2- 0
3- 6	1- 2		0- 0		AWAY		1- 2		0- 1	1- 1
1- 1	0- 1		0- 0		NEUTRAL		0- 0		0- 0	1- 0

RPI 1-25					
RPI	S	Opponent	Score		
5	H	Duke	57	67	
5	N	Duke	65	79	
12	A	Maryland	62	82	
15	A	North Carolina	58	68	
15	H	North Carolina	66	70	
20	A	Florida St.	76	69	
20	H	Florida St.	74	82	
23	H	Michigan St.	51	68	

RPI 26-50					
RPI	S	Opponent	Score		
34	A	LSU	73	81	

RPI 51-100					
RPI	S	Opponent	Score		
51	A	Miami (FL)	53	79	
51	H	Miami (FL)	55	59	
72	N	Florida	64	66	
95	H	Auburn	85	71	
99	A	Georgia Tech	78	66	
99	H	Georgia Tech	70	79	
100	A	Virginia	59	78	
100	H	Virginia	80	59	

Team's RPI: 112					
RPI	S	Opponent	Score		
121	A	Boston College	69	81	
129	N	UNI	72	76	
134	H	Elon	88	73	
142	H	Presbyterian	76	30	
144	H	Virginia Tech	58	39	
160	N	Arizona St.	72	68	
163	A	Wake Forest	56	69	
163	H	Wake Forest	64	55	
198	A	Clemson	63	47	
198	H	Clemson	79	45	
198	N	Clemson	56	45	
214	H	Longwood	102	49	
215	A	St. Bonaventure	70	66	
324	H	Wofford	85	45	
327	H	Charleston So.	81	54	

LAST 12 Division I GAMES:					
5	N	Duke	65	79	
198	N	Clemson	56	45	
198	A	Clemson	63	47	
100	H	Virginia	80	59	
15	A	North Carolina	58	68	
51	H	Miami (FL)	55	59	
99	H	Georgia Tech	70	79	
20	A	Florida St.	76	69	
198	H	Clemson	79	45	
163	H	Wake Forest	64	55	
121	A	Boston College	69	81	
99	A	Georgia Tech	78	66	

Non-Div I Games:

North Carolina St.

Loss, Non-Conf, S Site, H Home A Away N Neutral

Average RPI Win:	243	WON-LOST	WINNING	LAST 12	STRENGTH OF	OPP. STRENGTH	TEAM	ADJ.	CONF.	ADJ CONF.
Average RPI Loss:	121	RECORD	PCT. RANK	GAMES	SCHEDULE	OF SCHEDULE	RPI	RPI	RPI	RPI
DIV. I ONLY	10- 18	256	4- 8	175	166	242	242	16	16	
DIV. I NON-CONF.	4- 4	160	0- 0	101	114	102	102	13	13	
TOTALS	RPI 1-25	RPI 26-50	W-L RECORDS	RPI 51-100	RPI 101-150	RPI 150+				
10- 18	0- 1	0- 1	OVERALL	0- 8	3- 4	7- 4				
7- 6	0- 0	0- 0	HOME	0- 4	2- 1	5- 1				
3- 12	0- 1	0- 1	AWAY	0- 4	1- 3	2- 3				
0- 0	0- 0	0- 0	NEUTRAL	0- 0	0- 0	0- 0				
4- 4	0- 1	0- 1	NON-CONFERENCE	0- 2	1- 0	3- 0				
2- 1	0- 0	0- 0	HOME	0- 1	0- 0	2- 0				
2- 3	0- 1	0- 1	AWAY	0- 1	1- 0	1- 0				
0- 0	0- 0	0- 0	NEUTRAL	0- 0	0- 0	0- 0				
6- 14	0- 0	0- 0	CONFERENCE	0- 6	2- 4	4- 4				
5- 5	0- 0	0- 0	HOME	0- 3	2- 1	3- 1				
1- 9	0- 0	0- 0	AWAY	0- 3	0- 3	1- 3				
0- 0	0- 0	0- 0	NEUTRAL	0- 0	0- 0	0- 0				

RPI 1-25				RPI 26-50				RPI 51-100				RPI 101+ Team's RPI: 242			
RPI	S	Opponent	Score	RPI	S	Opponent	Score	RPI	S	Opponent	Score	RPI	S	Opponent	Score
24	A	Iowa St.	34 73	36	A	Duquesne	38 64	56	A	South Fla.	58 85	105	A	Utah	62 56
								63	A	Montana	45 77	115	A	Sacramento St.	62 80
								63	H	Montana	42 61	115	H	Sacramento St.	77 79
								90	H	Harvard	52 65	132	A	Idaho St.	43 60
								92	A	Northern Colo.	41 53	132	H	Idaho St.	64 59
								92	H	Northern Colo.	41 44	150	A	Montana St.	49 64
								96	A	Eastern Wash.	72 75	150	H	Montana St.	62 55
								96	H	Eastern Wash.	58 67	221	A	Southern Utah	94 95
												221	H	Southern Utah	54 60
												229	A	Portland St.	66 73
												229	H	Portland St.	71 50
												266	H	Drake	67 63
												269	A	North Dakota St.	73 63
												283	A	Northern Ariz.	60 64
												283	H	Northern Ariz.	70 50
												323	H	Air Force	76 42
												335	A	Weber St.	56 51
												335	H	Weber St.	73 49
LAST 12 Division I GAMES:															
221	A	Southern Utah	94 95	63	H	Montana	42 61								
96	H	Eastern Wash.	58 67	150	H	Montana St.	62 55								
229	H	Portland St.	71 50	132	A	Idaho St.	43 60								
92	H	Northern Colo.	41 44	335	A	Weber St.	56 51								
283	A	Northern Ariz.	60 64	283	H	Northern Ariz.	70 50								
115	A	Sacramento St.	62 80	115	H	Sacramento St.	77 79								

Non-Div I Games: Jamestown 63 49

North Dakota

■ Loss,
 ■ Non-Conf,
 ■ S Site,
 ■ Home
 ■ A Away
 N Neutral

Average RPI Win:	218	WON-LOST	WINNING	LAST 12	STRENGTH OF	OPP. STRENGTH	TEAM	ADJ.	CONF.	ADJ CONF.
Average RPI Loss:	179	RECORD	PCT. RANK	GAMES	SCHEDULE	OF SCHEDULE	RPI	RPI	RPI	RPI
DIV. I ONLY	9- 18	267	4- 8	163	262	269	269	23	23	
DIV. I NON-CONF.	4- 8	244	1- 1	94	275	230	230	21	21	
TOTALS	RPI 1-25	RPI 26-50	W-L RECORDS	RPI 51-100	RPI 101-150	RPI 150+				
9- 18	0- 1	0- 1	OVERALL	1- 3	0- 1	8- 12				
6- 7	0- 0	0- 0	HOME	1- 1	0- 1	5- 5				
2- 10	0- 1	0- 1	AWAY	0- 2	0- 0	2- 6				
1- 1	0- 0	0- 0	NEUTRAL	0- 0	0- 0	1- 1				
4- 8	0- 1	0- 1	NON-CONFERENCE	1- 1	0- 1	3- 4				
3- 3	0- 0	0- 0	HOME	1- 0	0- 1	2- 2				
0- 5	0- 1	0- 1	AWAY	0- 1	0- 0	0- 2				
1- 0	0- 0	0- 0	NEUTRAL	0- 0	0- 0	1- 0				
5- 10	0- 0	0- 0	CONFERENCE	0- 2	0- 0	5- 8				
3- 4	0- 0	0- 0	HOME	0- 1	0- 0	3- 3				
2- 5	0- 0	0- 0	AWAY	0- 1	0- 0	2- 4				
0- 1	0- 0	0- 0	NEUTRAL	0- 0	0- 0	0- 1				

RPI 1-25				RPI 26-50				RPI 51-100				RPI 101+ Team's RPI: 269			
RPI	S	Opponent	Score	RPI	S	Opponent	Score	RPI	S	Opponent	Score	RPI	S	Opponent	Score
21	A	Green Bay	37 72	41	A	Creighton	42 63	61	A	South Dakota St.	57 76	129	H	UNI	50 66
								61	H	South Dakota St.	70 94	151	A	IUPUI	40 57
								90	H	Harvard	81 72	151	H	IUPUI	71 68
								92	A	Northern Colo.	61 75	182	A	South Dakota	57 50
												182	H	South Dakota	52 73
												182	N	South Dakota	53 73
												195	N	Prairie View	61 56
												233	A	Neb. Omaha	52 61
												233	H	Neb. Omaha	63 62
												239	H	Milwaukee	60 48
												242	H	North Dakota	63 73
												245	A	IPFW	58 65
												245	H	IPFW	58 70
												254	A	Western Ill.	50 55
												254	H	Western Ill.	83 85
												266	H	Drake	50 62
												275	A	Boise St.	61 80
												285	A	UMKC	60 62
												285	H	UMKC	59 48
												293	A	Oakland	60 59
												293	H	Oakland	73 68
LAST 12 Division I GAMES:															
		182	N	South Dakota	53	73				293	H	Oakland	73	68	
		61	H	South Dakota St.	70	94				182	A	South Dakota	57	50	
		233	H	Neb. Omaha	63	62				285	A	UMKC	60	62	
		151	A	IUPUI	40	57				233	A	Neb. Omaha	52	61	
		254	A	Western Ill.	50	55				254	H	Western Ill.	83	85	
		245	H	IPFW	58	70				151	H	IUPUI	71	68	

Non-Div I Games: Mayville St. 111 75 Alas. Anchorage 47 73

North Dakota St.

Loss, Non-Conf, S Site, H Home A Away N Neutral

North Florida

Through Games Of Sunday, March 17, 2013

Average RPI Win:	278	WON-LOST	WINNING	LAST 12	STRENGTH OF	OPP. STRENGTH	TEAM	ADJ.	CONF.	ADJ CONF.
Average RPI Loss:	169	RECORD	PCT. RANK	GAMES	SCHEDULE	OF SCHEDULE	RPI	RPI	RPI	RPI
DIV. I ONLY	12- 19	231	3- 9	297	287	278	278	29	29	
DIV. I NON-CONF.	5- 8	220	0- 1	284	251	267	267	27	27	
TOTALS	RPI 1-25	RPI 26-50	W-L RECORDS	RPI 51-100	RPI 101-150	RPI 150+				
12- 19	0- 0	0- 0	OVERALL	1- 7	0- 4	11- 8				
8- 5	0- 0	0- 0	HOME	1- 1	0- 1	7- 3				
2- 13	0- 0	0- 0	AWAY	0- 5	0- 3	2- 5				
2- 1	0- 0	0- 0	NEUTRAL	0- 1	0- 0	2- 0				
5- 8	0- 0	0- 0	NON-CONFERENCE	0- 3	0- 2	5- 3				
4- 1	0- 0	0- 0	HOME	0- 0	0- 0	4- 1				
0- 7	0- 0	0- 0	AWAY	0- 3	0- 2	0- 2				
1- 0	0- 0	0- 0	NEUTRAL	0- 0	0- 0	1- 0				
7- 11	0- 0	0- 0	CONFERENCE	1- 4	0- 2	6- 5				
4- 4	0- 0	0- 0	HOME	1- 1	0- 1	3- 2				
2- 6	0- 0	0- 0	AWAY	0- 2	0- 1	2- 3				
1- 1	0- 0	0- 0	NEUTRAL	0- 1	0- 0	1- 0				

RPI 1-25			RPI 26-50			RPI 51-100			RPI 101+			Team's RPI: 278
RPI	S	Opponent	Score	RPI	S	Opponent	Score	RPI	S	Opponent	Score	
								51	A	Miami (FL)	24	77
								52	A	FGCU	42	53
								52	H	FGCU	50	66
								52	N	FGCU	44	73
								56	A	South Fla.	44	66
								72	A	Florida	44	74
								89	A	Stetson	57	71
								89	H	Stetson	56	52

Non-Div I Games:

North Florida

Loss, Non-Conf, S Site, H Home A Away N Neutral

North Texas

Through Games Of Sunday, March 17, 2013

Average RPI Win:	199	WON-LOST	WINNING	LAST 12	STRENGTH OF	OPP. STRENGTH	TEAM	ADJ.	CONF.	ADJ CONF.
Average RPI Loss:	157	RECORD	PCT. RANK	GAMES	SCHEDULE	OF SCHEDULE	RPI	RPI	RPI	RPI
DIV. I ONLY	11- 19	248	4- 8	176	143	227	227	12	12	
DIV. I NON-CONF.	1- 8	319	0- 0	213	147	318	318	14	14	
TOTALS	RPI 1-25	RPI 26-50	W-L RECORDS	RPI 51-100	RPI 101-150	RPI 150+				
11- 19	0- 0	0- 3	OVERALL	1- 3	1- 3	9- 10				
5- 8	0- 0	0- 1	HOME	0- 1	0- 2	5- 4				
5- 10	0- 0	0- 2	AWAY	1- 2	1- 1	3- 5				
1- 1	0- 0	0- 0	NEUTRAL	0- 0	0- 0	1- 1				
1- 8	0- 0	0- 1	NON-CONFERENCE	0- 2	0- 0	1- 5				
0- 3	0- 0	0- 0	HOME	0- 0	0- 0	0- 3				
0- 5	0- 0	0- 1	AWAY	0- 2	0- 0	0- 2				
1- 0	0- 0	0- 0	NEUTRAL	0- 0	0- 0	1- 0				
10- 11	0- 0	0- 2	CONFERENCE	1- 1	1- 3	8- 5				
5- 5	0- 0	0- 1	HOME	0- 1	0- 2	5- 1				
5- 5	0- 0	0- 1	AWAY	1- 0	1- 1	3- 3				
0- 1	0- 0	0- 0	NEUTRAL	0- 0	0- 0	0- 1				

RPI 1-25				RPI 26-50				RPI 51-100				RPI 101+				Team's RPI: 227	
RPI	S	Opponent	Score	RPI	S	Opponent	Score	RPI	S	Opponent	Score	RPI	S	Opponent	Score		
				30	A	Oklahoma	68 71	65	A	UALR	68 65	101	A	Western Ky.	80 82		
				42	A	Middle Tenn.	64 66	65	H	UALR	48 52	101	H	Western Ky.	62 76		
				42	H	Middle Tenn.	47 60	69	A	SMU	63 67	114	A	FIU	70 68		
								87	A	Tulane	62 73	114	H	FIU	63 72		
												162	A	Arkansas St.	64 62		
												162	H	Arkansas St.	53 51		
												167	A	South Ala.	61 65		
												167	H	South Ala.	67 47		
												175	A	Alabama	83 88		
												177	H	Arizona	66 71		
												183	A	New Mexico	59 81		
												215	N	St. Bonaventure	72 71		
												222	A	La.-Monroe	76 75		
												222	H	La.-Monroe	79 51		
												224	A	Fla. Atlantic	67 79		
												224	H	Fla. Atlantic	60 73		
												281	A	La.-Lafayette	64 46		
												281	H	La.-Lafayette	71 59		
												281	N	La.-Lafayette	74 80		
												297	A	Troy	69 86		
												297	H	Troy	87 71		
												303	H	Texas St.	83 88		
												309	H	Texas-Arlington	50 59		
LAST 12 Division I GAMES:																	
				281	N	La.-Lafayette	74 80	114	H	FIU	63 72						
				162	H	Arkansas St.	53 51	101	H	Western Ky.	62 76						
				167	A	South Ala.	61 65	162	A	Arkansas St.	64 62						
				224	H	Fla. Atlantic	60 73	281	A	La.-Lafayette	64 46						
				297	A	Troy	69 86	65	H	UALR	48 52						
				222	A	La.-Monroe	76 75	42	H	Middle Tenn.	47 60						

Non-Div I Games:

North Texas

■ Loss,
■ Non-Conf,
■ S Site,
■ Home
■ A Away
N Neutral

Average RPI Win: 229		WON-LOST	WINNING	LAST 12	STRENGTH OF	OPP. STRENGTH	TEAM	ADJ.	CONF.	ADJ CONF.
Average RPI Loss: 140		RECORD	PCT. RANK	GAMES	SCHEDULE	OF SCHEDULE	RPI	RPI	RPI	RPI
DIV. I ONLY		17- 13	124	6- 6	261	134	165	165	14	14
DIV. I NON-CONF.		7- 4	103	0- 0	256	150	138	138	15	15
TOTALS		RPI 1-25	RPI 26-50	W-L RECORDS	RPI 51-100	RPI 101-150	RPI 150+			
17- 13	0- 2		0- 1	OVERALL	1- 2	4- 4	12- 4			
11- 3	0- 1		0- 0	HOME	1- 1	3- 0	7- 1			
6- 8	0- 1		0- 0	AWAY	0- 1	1- 3	5- 3			
0- 2	0- 0		0- 1	NEUTRAL	0- 0	0- 1	0- 0			
7- 4	0- 0		0- 1	NON-CONFERENCE	1- 0	1- 2	5- 1			
5- 0	0- 0		0- 0	HOME	1- 0	1- 0	3- 0			
2- 3	0- 0		0- 0	AWAY	0- 0	0- 2	2- 1			
0- 1	0- 0		0- 1	NEUTRAL	0- 0	0- 0	0- 0			
10- 9	0- 2		0- 0	CONFERENCE	0- 2	3- 2	7- 3			
6- 3	0- 1		0- 0	HOME	0- 1	2- 0	4- 1			
4- 5	0- 1		0- 0	AWAY	0- 1	1- 1	3- 2			
0- 1	0- 0		0- 0	NEUTRAL	0- 0	0- 1	0- 0			

RPI 1-25			
RPI	S	Opponent	Score
18	A	Delaware	50 77
18	H	Delaware	51 76
RPI 26-50			
RPI	S	Opponent	Score
40	N	Quinnipiac	72 83
RPI 51-100			
RPI	S	Opponent	Score
57	H	Boston U.	73 62
71	A	James Madison	65 68
83	H	Drexel	73 85
RPI 101+			
RPI	S	Opponent	Score
114	A	FIU	56 66
122	A	Temple	59 63
135	A	Old Dominion	67 70
135	H	Old Dominion	79 60
140	A	Hofstra	59 57
140	H	Hofstra	88 81
140	N	Hofstra	52 57
147	H	Holy Cross	70 48
210	A	La Salle	76 45
248	A	Eastern Mich.	47 50
250	A	Georgia St.	68 55
250	H	Georgia St.	65 50
263	H	Dartmouth	80 45
267	A	Towson	69 73
267	H	Towson	59 56
272	A	NJIT	59 45
282	A	William & Mary	70 78
282	H	William & Mary	71 69
286	A	UNC Wilmington	67 52
286	H	UNC Wilmington	64 68
291	A	George Mason	60 51
291	H	George Mason	69 63
300	H	Massachusetts	78 51
304	H	Rhode Island	94 53

Non-Div I Games:

Northeastern

Loss, Non-Conf, S Site, H Home A Away N Neutral

Average RPI Win:	226	WON-LOST	WINNING	LAST 12	STRENGTH OF	OPP. STRENGTH	TEAM	ADJ.	CONF.	ADJ CONF.
Average RPI Loss:	165	RECORD	PCT. RANK	GAMES	SCHEDULE	OF SCHEDULE	RPI	RPI	RPI	RPI
DIV. I ONLY	8- 21	293	4- 8	210	215	283	283	16	16	
DIV. I NON-CONF.	1- 8	319	0- 0	239	316	326	326	13	13	
TOTALS	RPI 1-25	RPI 26-50	W-L RECORDS	RPI 51-100	RPI 101-150	RPI 150+				
8- 21	0- 1	0- 0	OVERALL	2- 4	0- 6	6- 10				
4- 10	0- 0	0- 0	HOME	1- 2	0- 3	3- 5				
4- 11	0- 1	0- 0	AWAY	1- 2	0- 3	3- 5				
0- 0	0- 0	0- 0	NEUTRAL	0- 0	0- 0	0- 0				
1- 8	0- 1	0- 0	NON-CONFERENCE	0- 0	0- 0	1- 7				
0- 4	0- 0	0- 0	HOME	0- 0	0- 0	0- 4				
1- 4	0- 1	0- 0	AWAY	0- 0	0- 0	1- 3				
0- 0	0- 0	0- 0	NEUTRAL	0- 0	0- 0	0- 0				
7- 13	0- 0	0- 0	CONFERENCE	2- 4	0- 6	5- 3				
4- 6	0- 0	0- 0	HOME	1- 2	0- 3	3- 1				
3- 7	0- 0	0- 0	AWAY	1- 2	0- 3	2- 2				
0- 0	0- 0	0- 0	NEUTRAL	0- 0	0- 0	0- 0				

RPI 1-25				RPI 26-50				RPI 51-100				RPI 101+ Team's RPI: 283			
RPI	S	Opponent	Score	RPI	S	Opponent	Score	RPI	S	Opponent	Score	RPI	S	Opponent	Score
16	A	Nebraska	55 77					63	A	Montana	71 79	115	A	Sacramento St.	67 73
								63	H	Montana	51 59	115	H	Sacramento St.	68 78
								92	A	Northern Colo.	54 69	132	A	Idaho St.	46 67
								92	H	Northern Colo.	43 71	132	H	Idaho St.	48 52
								96	A	Eastern Wash.	62 58	150	A	Montana St.	52 69
								96	H	Eastern Wash.	83 68	150	H	Montana St.	66 68
												169	H	Bradley	83 95
												183	A	New Mexico	57 68
												221	A	Southern Utah	71 61
												221	H	Southern Utah	76 74
												226	A	UC Riverside	43 71
												229	A	Portland St.	61 66
												229	H	Portland St.	59 60
												233	A	Neb. Omaha	75 79
												242	A	North Dakota	50 70
												242	H	North Dakota	64 60
												257	H	Western Mich.	67 78
												262	A	Cal St. Fullerton	55 54
												287	H	CSU Bakersfield	68 71
												299	H	Utah Valley	44 62
												335	A	Weber St.	65 49
												335	H	Weber St.	76 55
LAST 12 Division I GAMES:															
150	H	Montana St.	66 68	92	H	Northern Colo.	43 71								
63	H	Montana	51 59	96	A	Eastern Wash.	62 58								
335	A	Weber St.	65 49	229	A	Portland St.	61 66								
132	A	Idaho St.	46 67	221	H	Southern Utah	76 74								
115	H	Sacramento St.	68 78	115	A	Sacramento St.	67 73								
242	H	North Dakota	64 60	242	A	North Dakota	50 70								

Non-Div I Games:

Northern Ariz.

■ Loss,
■ Non-Conf, S Site,
■ Home
■ Away
N Neutral

Average RPI Win:	205	WON-LOST	WINNING	LAST 12	STRENGTH OF	OPP. STRENGTH	TEAM	ADJ.	CONF.	ADJ CONF.
Average RPI Loss:	127	RECORD	PCT. RANK	GAMES	SCHEDULE	OF SCHEDULE	RPI	RPI	RPI	RPI
DIV. I ONLY	19- 12	102	9- 3	169	162	92	92	16	16	
DIV. I NON-CONF.	2- 6	289	0- 0	190	85	261	261	13	13	
TOTALS	RPI 1-25	RPI 26-50	W-L RECORDS	RPI 51-100	RPI 101-150	RPI 150+				
19- 12	0- 0	0- 1	OVERALL	3- 5	5- 2	11- 4				
11- 1	0- 0	0- 0	HOME	2- 0	3- 0	6- 1				
6- 11	0- 0	0- 1	AWAY	0- 5	2- 2	4- 3				
2- 0	0- 0	0- 0	NEUTRAL	1- 0	0- 0	1- 0				
2- 6	0- 0	0- 1	NON-CONFERENCE	0- 2	0- 1	2- 2				
2- 0	0- 0	0- 0	HOME	0- 0	0- 0	2- 0				
0- 6	0- 0	0- 1	AWAY	0- 2	0- 1	0- 2				
0- 0	0- 0	0- 0	NEUTRAL	0- 0	0- 0	0- 0				
17- 6	0- 0	0- 0	CONFERENCE	3- 3	5- 1	9- 2				
9- 1	0- 0	0- 0	HOME	2- 0	3- 0	4- 1				
6- 5	0- 0	0- 0	AWAY	0- 3	2- 1	4- 1				
2- 0	0- 0	0- 0	NEUTRAL	1- 0	0- 0	1- 0				

RPI 1-25			RPI 26-50			RPI 51-100			Team's RPI: 92			RPI 101+			
RPI	S	Opponent	Score	RPI	S	Opponent	Score	RPI	S	Opponent	Score	RPI	S	Opponent	Score
48	A	Texas Tech	41 68	54	A	Wichita St.	35 51	105	A	Utah	55 62				
				63	A	Montana	42 56	115	A	Sacramento St.	81 73				
				63	A	Montana	43 56	115	H	Sacramento St.	79 63				
				63	H	Montana	54 41	132	A	Idaho St.	50 49				
				67	A	San Diego	44 78	132	H	Idaho St.	71 63				
				96	A	Eastern Wash.	38 63	150	A	Montana St.	58 65				
				96	H	Eastern Wash.	67 66	150	H	Montana St.	62 51				
				96	N	Eastern Wash.	70 64	217	A	Denver	46 57				
								220	A	Colorado St.	43 56				
								221	A	Southern Utah	58 71				
								221	H	Southern Utah	57 73				
								221	N	Southern Utah	67 56				
								229	A	Portland St.	67 42				
								229	H	Portland St.	63 48				
								242	A	North Dakota	44 41				
								242	H	North Dakota	53 41				
								269	H	North Dakota St.	75 61				
								283	A	Northern Ariz.	71 43				
								283	H	Northern Ariz.	69 54				
								323	H	Air Force	68 44				
								335	A	Weber St.	65 47				
								335	H	Weber St.	69 48				
LAST 12 Division I GAMES:															
63	A	Montana	43 56	221	H	Southern Utah	57 73								
96	N	Eastern Wash.	70 64	242	A	North Dakota	44 41								
221	N	Southern Utah	67 56	115	A	Sacramento St.	81 73								
221	A	Southern Utah	58 71	283	A	Northern Ariz.	71 43								
229	H	Portland St.	63 48	150	H	Montana St.	62 51								
96	H	Eastern Wash.	67 66	63	H	Montana	54 41								

Non-Div I Games: Johnson & Wales (CC102 33

Northern Colo.

■ Loss,
 ■ Non-Conf, S Site,
 ■ Home
 ■ Away
 N Neutral

Average RPI Win:	242	WON-LOST	WINNING	LAST 12	STRENGTH OF	OPP. STRENGTH	TEAM	ADJ.	CONF.	ADJ CONF.
Average RPI Loss:	159	RECORD	PCT. RANK	GAMES	SCHEDULE	OF SCHEDULE	RPI	RPI	RPI	RPI
DIV. I ONLY	7- 23	310	2- 10	198	180	284	284	18	18	
DIV. I NON-CONF.	5- 8	220	0- 0	169	177	197	197	19	19	
TOTALS	RPI 1-25	RPI 26-50	W-L RECORDS	RPI 51-100	RPI 101-150	RPI 150+				
7- 23	0- 0	0- 6	OVERALL	1- 1	1- 3	5- 13				
2- 9	0- 0	0- 2	HOME	0- 1	1- 2	1- 4				
3- 13	0- 0	0- 4	AWAY	0- 0	0- 1	3- 8				
2- 1	0- 0	0- 0	NEUTRAL	1- 0	0- 0	1- 1				
5- 8	0- 0	0- 2	NON-CONFERENCE	1- 1	1- 1	3- 4				
2- 1	0- 0	0- 0	HOME	0- 1	1- 0	1- 0				
1- 6	0- 0	0- 2	AWAY	0- 0	0- 1	1- 3				
2- 1	0- 0	0- 0	NEUTRAL	1- 0	0- 0	1- 1				
2- 15	0- 0	0- 4	CONFERENCE	0- 0	0- 2	2- 9				
0- 8	0- 0	0- 2	HOME	0- 0	0- 2	0- 4				
2- 7	0- 0	0- 2	AWAY	0- 0	0- 0	2- 5				
0- 0	0- 0	0- 0	NEUTRAL	0- 0	0- 0	0- 0				

RPI S	Opponent	Score	RPI S	Opponent	Score	RPI S	Opponent	Score	RPI S	Opponent	Score	Team's RPI: 284
26	A DePaul	46 68	26	A DePaul	46 68	61	H South Dakota St.	58 59	108	H Bowling Green	49 60	
44	A Iowa	40 63	44	A Iowa	40 63	88	N Davidson	64 61	113	H Akron	52 63	
46	A Toledo	40 72	46	A Toledo	40 72				136	H Eastern Ill.	48 38	
46	H Toledo	42 44	46	H Toledo	42 44				146	A Indiana St.	52 58	
50	A Central Mich.	56 83	50	A Central Mich.	56 83				169	A Bradley	58 67	
50	H Central Mich.	61 82	50	H Central Mich.	61 82				174	H Miami (OH)	51 65	
LAST 12 Division I GAMES:												
258	A Buffalo	46 56	108	H Bowling Green	49 60				178	H Loyola Chicago	67 63	
257	A Western Mich.	50 58	338	A Kent St.	52 47				180	A Ball St.	54 64	
50	H Central Mich.	61 82	321	A Ohio	73 52				180	H Ball St.	51 57	
248	H Eastern Mich.	45 54	174	H Miami (OH)	51 65				212	N Xavier	54 66	
180	A Ball St.	54 64	248	A Eastern Mich.	62 67				231	A Valparaiso	49 54	
46	A Toledo	40 72	46	H Toledo	42 44				248	A Eastern Mich.	62 67	
									248	H Eastern Mich.	45 54	
									257	A Western Mich.	50 58	
									257	H Western Mich.	51 54	
									258	A Buffalo	46 56	
									258	A Buffalo	53 60	
									298	A Ill.-Chicago	61 66	
									311	A Morehead St.	76 46	
									321	A Ohio	73 52	
									325	N Norfolk St.	69 38	
									338	A Kent St.	52 47	

Non-Div I Games:

Northern Ill.

Average RPI Win:	250	WON-LOST	WINNING	LAST 12	STRENGTH OF	OPP. STRENGTH	TEAM	ADJ.	CONF.	ADJ CONF.
Average RPI Loss:	154	RECORD	PCT. RANK	GAMES	SCHEDULE	OF SCHEDULE	RPI	RPI	RPI	RPI
DIV. I ONLY	15- 12	134	9- 3	239	289	168	168	31	31	
DIV. I NON-CONF.	15- 12	142	9- 3	222	312	173	173	31	31	
TOTALS	RPI 1-25	RPI 26-50	W-L RECORDS	RPI 51-100	RPI 101-150	RPI 150+				
15- 12	0- 0	0- 0	OVERALL	2- 3	1- 3	12- 6				
9- 3	0- 0	0- 0	HOME	2- 1	0- 2	7- 0				
6- 9	0- 0	0- 0	AWAY	0- 2	1- 1	5- 6				
0- 0	0- 0	0- 0	NEUTRAL	0- 0	0- 0	0- 0				
15- 12	0- 0	0- 0	NON-CONFERENCE	2- 3	1- 3	12- 6				
9- 3	0- 0	0- 0	HOME	2- 1	0- 2	7- 0				
6- 9	0- 0	0- 0	AWAY	0- 2	1- 1	5- 6				
0- 0	0- 0	0- 0	NEUTRAL	0- 0	0- 0	0- 0				
0- 0	0- 0	0- 0	CONFERENCE	0- 0	0- 0	0- 0				
0- 0	0- 0	0- 0	HOME	0- 0	0- 0	0- 0				
0- 0	0- 0	0- 0	AWAY	0- 0	0- 0	0- 0				
0- 0	0- 0	0- 0	NEUTRAL	0- 0	0- 0	0- 0				

RPI 1-25				RPI 26-50				RPI 51-100				RPI 101+				Team's RPI: 168	
RPI	S	Opponent	Score	RPI	S	Opponent	Score	RPI	S	Opponent	Score	RPI	S	Opponent	Score		
								52	A	FGCU	50 79	101	A	Western Ky.	53 65		
								52	H	FGCU	53 68	123	H	Butler	56 66		
								81	H	Youngstown St.	66 64	149	A	Mercer	69 60		
								89	A	Stetson	39 62	149	H	Mercer	67 77		
								89	H	Stetson	73 68	169	A	Missouri St.	67 70		
												174	A	Miami (OH)	52 63		
												178	A	Loyola Chicago	65 77		
												180	A	Ball St.	69 67		
												181	A	Cincinnati	31 49		
												253	A	East Tenn. St.	77 76		
												253	H	East Tenn. St.	68 55		
												270	A	USC Upstate	81 61		
												270	H	USC Upstate	70 62		
												278	A	North Florida	55 59		
												278	H	North Florida	57 44		
												286	H	UNC Wilmington	71 55		
												306	A	Jacksonville	60 65		
												306	H	Jacksonville	76 71		
												329	A	Kennesaw St.	55 49		
												329	H	Kennesaw St.	65 49		
												337	A	Lipscomb	75 58		
												337	H	Lipscomb	66 33		
LAST 12 Division I GAMES:																	
				306	H	Jacksonville	76 71			337	A	Lipscomb	75 58				
				278	H	North Florida	57 44			253	A	East Tenn. St.	77 76				
				329	A	Kennesaw St.	55 49			270	A	USC Upstate	81 61				
				149	A	Mercer	69 60			149	H	Mercer	67 77				
				52	H	FGCU	53 68			329	H	Kennesaw St.	65 49				
				89	H	Stetson	73 68			89	A	Stetson	39 62				

Non-Div I Games:

Northern Ky.

■ Loss,
 ■ Non-Conf, S Site,
 ■ Home
 ■ Away
 N Neutral

Northwestern

Through Games Of Sunday, March 17, 2013

Average RPI Win:	141	WON-LOST	WINNING	LAST 12	STRENGTH OF	OPP. STRENGTH	TEAM	ADJ.	CONF.	ADJ CONF.
Average RPI Loss:	54	RECORD	PCT. RANK	GAMES	SCHEDULE	OF SCHEDULE	RPI	RPI	RPI	RPI
DIV. I ONLY	13- 17	203	4- 8	34	27	104	104	2	2	
DIV. I NON-CONF.	8- 5	114	0- 0	87	44	91	91	2	2	
TOTALS	RPI 1-25	RPI 26-50	W-L RECORDS	RPI 51-100	RPI 101-150	RPI 150+				
13- 17	0- 6	2- 5	OVERALL	2- 3	4- 2	5- 1				
8- 8	0- 3	1- 2	HOME	0- 2	3- 1	4- 0				
4- 8	0- 3	1- 2	AWAY	2- 1	1- 1	0- 1				
1- 1	0- 0	0- 1	NEUTRAL	0- 0	0- 0	1- 0				
8- 5	0- 1	1- 1	NON-CONFERENCE	0- 1	3- 2	4- 0				
6- 2	0- 1	1- 0	HOME	0- 0	2- 1	3- 0				
1- 3	0- 0	0- 1	AWAY	0- 1	1- 1	0- 0				
1- 0	0- 0	0- 0	NEUTRAL	0- 0	0- 0	1- 0				
5- 12	0- 5	1- 4	CONFERENCE	2- 2	1- 0	1- 1				
2- 6	0- 2	0- 2	HOME	0- 2	1- 0	1- 0				
3- 5	0- 3	1- 1	AWAY	2- 0	0- 0	0- 1				
0- 1	0- 0	0- 1	NEUTRAL	0- 0	0- 0	0- 0				

RPI	S	Opponent	Score	RPI	S	Opponent	Score	RPI	S	Opponent	Score	RPI	S	Opponent	Score	Team's RPI: 104
6	A	Penn St.	69 73	26	A	DePaul	61 89	64	H	Ohio St.	52 59	106	H	UT Martin	79 69	
9	H	California	65 71	35	A	Michigan	50 55	66	A	Illinois St.	46 64	108	H	Bowling Green	37 60	
14	A	Purdue	73 77	35	H	Michigan	53 67	80	A	Illinois	62 58	110	H	Howard	61 45	
16	H	Nebraska	50 55	44	A	Iowa	67 65	80	H	Illinois	47 65	121	A	Boston College	67 63	
23	A	Michigan St.	45 54	44	H	Iowa	45 62	84	A	Minnesota	70 63	124	H	Wisconsin	54 52	
23	H	Michigan St.	62 67	44	N	Iowa	55 60					140	A	Hofstra	54 63	
				50	H	Central Mich.	82 72					164	H	Yale	83 75	
LAST 12 Division I GAMES:																
				44	N	Iowa	55 60	64	H	Ohio St.	52 59					
				44	H	Iowa	45 62	16	H	Nebraska	50 55					
				35	A	Michigan	50 55	44	A	Iowa	67 65					
				124	H	Wisconsin	54 52	23	H	Michigan St.	62 67					
				23	A	Michigan St.	45 54	191	H	Indiana	53 39					
				84	A	Minnesota	70 63	14	A	Purdue	73 77					

Non-Div I Games:

Northwestern

■ Loss,
■ Non-Conf,
■ S Site,
■ H Home
■ A Away
N Neutral

Average RPI Win:	249	WON-LOST	WINNING	LAST 12	STRENGTH OF	OPP. STRENGTH	TEAM	ADJ.	CONF.	ADJ CONF.
Average RPI Loss:	175	RECORD	PCT. RANK	GAMES	SCHEDULE	OF SCHEDULE	RPI	RPI	RPI	RPI
DIV. I ONLY	11- 18	238	5- 7	316	298	290	290	20	20	
DIV. I NON-CONF.	4- 6	216	1- 0	339	318	300	300	20	20	
TOTALS	RPI 1-25	RPI 26-50	W-L RECORDS	RPI 51-100	RPI 101-150	RPI 150+				
11- 18	0- 0	0- 1	OVERALL	1- 2	1- 3	9- 12				
8- 4	0- 0	0- 0	HOME	1- 0	1- 1	6- 3				
2- 13	0- 0	0- 1	AWAY	0- 2	0- 2	2- 8				
1- 1	0- 0	0- 0	NEUTRAL	0- 0	0- 0	1- 1				
4- 6	0- 0	0- 1	NON-CONFERENCE	0- 1	0- 0	4- 4				
2- 1	0- 0	0- 0	HOME	0- 0	0- 0	2- 1				
1- 5	0- 0	0- 1	AWAY	0- 1	0- 0	1- 3				
1- 0	0- 0	0- 0	NEUTRAL	0- 0	0- 0	1- 0				
7- 12	0- 0	0- 0	CONFERENCE	1- 1	1- 3	5- 8				
6- 3	0- 0	0- 0	HOME	1- 0	1- 1	4- 2				
1- 8	0- 0	0- 0	AWAY	0- 1	0- 2	1- 5				
0- 1	0- 0	0- 0	NEUTRAL	0- 0	0- 0	0- 1				

RPI S	Opponent	Score	RPI S	Opponent	Score	RPI S	Opponent	Score	RPI S	Opponent	Score	Team's RPI: 290
			30	Oklahoma	35	78	Arkansas	41	111	Sam Houston St.	61	
						93	Oral Roberts	55	111	Sam Houston St.	59 50	
						93	Oral Roberts	67 63	137	Lamar	34	
									137	Lamar	68	
									153	McNeese St.	54	
									153	McNeese St.	64 62	
									153 N	McNeese St.	45	
									156	Nicholls St.	50	
									156	Nicholls St.	64 55	
									184	Houston	51	
									195	Prairie View	31	
									196	Mississippi St.	49	
									206	Stephen F. Austin	44	
									206	Stephen F. Austin	50	
									244	Ole Miss	51	
									249	Central Ark.	44	
									249	Central Ark.	52 47	
									294	Southeastern La.	60	
									294	Southeastern La.	64 55	
									320 N	Tex.-Pan American	63 53	
									328	A&M-Corpus Christi	68 58	
									328	A&M-Corpus Christi	49	
									340	Alcorn	55 50	
									345	New Orleans	53 52	
									345	New Orleans	63 50	
LAST 12 Division I GAMES:												
			153 N	McNeese St.	45	156	Nicholls St.	50				
			111	Sam Houston St.	59 50	294	Southeastern La.	60				
			328	A&M-Corpus Christi	49	249	Central Ark.	52 47				
			206	Stephen F. Austin	44	93	Oral Roberts	67 63				
			345	New Orleans	63 50	153	McNeese St.	54				
			328	A&M-Corpus Christi	68 58	137	Lamar	34				

Non-Div I Games: Wiley 65 57

Northwestern St.

Loss,
 Non-Conf, S Site,
 Home
 Away
 N Neutral

Average RPI Win:	90	WON-LOST	WINNING	LAST 12	STRENGTH OF	OPP. STRENGTH	TEAM	ADJ.	CONF.	ADJ CONF.
Average RPI Loss:	1	RECORD	PCT. RANK	GAMES	SCHEDULE	OF SCHEDULE	RPI	RPI	RPI	RPI
DIV. I ONLY	31- 1	2	12- 0	6	1	2	2	4	4	
DIV. I NON-CONF.	12- 1	5	0- 0	16	2	4	4	3	3	
TOTALS	RPI 1-25	RPI 26-50	W-L RECORDS	RPI 51-100	RPI 101-150	RPI 150+				
31- 1	9- 1	5- 0	OVERALL	7- 0	3- 0	7- 0				
13- 1	3- 1	2- 0	HOME	2- 0	3- 0	3- 0				
12- 0	4- 0	3- 0	AWAY	2- 0	0- 0	3- 0				
6- 0	2- 0	0- 0	NEUTRAL	3- 0	0- 0	1- 0				
12- 1	4- 1	1- 0	NON-CONFERENCE	2- 0	3- 0	2- 0				
5- 1	1- 1	0- 0	HOME	0- 0	3- 0	1- 0				
3- 0	2- 0	1- 0	AWAY	0- 0	0- 0	0- 0				
4- 0	1- 0	0- 0	NEUTRAL	2- 0	0- 0	1- 0				
19- 0	5- 0	4- 0	CONFERENCE	5- 0	0- 0	5- 0				
8- 0	2- 0	2- 0	HOME	2- 0	0- 0	2- 0				
9- 0	2- 0	2- 0	AWAY	2- 0	0- 0	3- 0				
2- 0	1- 0	0- 0	NEUTRAL	1- 0	0- 0	0- 0				

RPI S	Opponent	Score	RPI S	Opponent	Score	RPI S	Opponent	Score	RPI S	Opponent	Score
1	H Baylor	61 73	26	A DePaul	84 56	56	A South Fla.	75 71	107	H Saint Francis (PA)	128 55
4	A Connecticut	73 72	28	A Villanova	59 52	56	N South Fla.	75 66	139	H Utah St.	109 70
4	A Connecticut	61 59	33	H Syracuse	79 68	62	N Kansas St.	87 57	149	H Mercer	93 36
4	H Connecticut	96 87	39	H St. John's (NY)	74 50	64	N Ohio St.	57 51	181	H Cincinnati	64 42
7	A Tennessee	77 67	50	A Central Mich.	72 63	68	A Marquette	87 49	199	A Seton Hall	69 49
10	N Texas A&M	83 74				77	H Georgetown	79 64	207	A Providence	92 57
11	A UCLA	76 64				85	H Rutgers	71 46	207	H Providence	89 44
14	H Purdue	74 47							241	A Pittsburgh	73 47
22	H Louisville	93 64							300	H Massachusetts	94 50
22	N Louisville	83 59							316	N Alabama A&M	100 39
LAST 12 Division I GAMES:											
4	A Connecticut	61 59	26	A DePaul	84 56						
22	N Louisville	83 59	68	A Marquette	87 49						
56	N South Fla.	75 66	22	H Louisville	93 64						
4	H Connecticut	96 87	199	A Seton Hall	69 49						
207	A Providence	92 57	28	A Villanova	59 52						
33	H Syracuse	79 68	181	H Cincinnati	64 42						

Non-Div I Games:

Notre Dame

Average RPI Win:	224	WON-LOST	WINNING	LAST 12	STRENGTH OF	OPP. STRENGTH	TEAM	ADJ.	CONF.	ADJ CONF.
Average RPI Loss:	182	RECORD	PCT. RANK	GAMES	SCHEDULE	OF SCHEDULE	RPI	RPI	RPI	RPI
DIV. I ONLY	7- 20	301	2- 10	179	206	293	293	23	23	
DIV. I NON-CONF.	4- 8	244	0- 1	150	184	252	252	21	21	
TOTALS	RPI 1-25	RPI 26-50	W-L RECORDS	RPI 51-100	RPI 101-150	RPI 150+				
7- 20	0- 3	0- 0	OVERALL	0- 3	1- 0	6- 14				
5- 9	0- 2	0- 0	HOME	0- 1	1- 0	4- 6				
2- 10	0- 1	0- 0	AWAY	0- 1	0- 0	2- 8				
0- 1	0- 0	0- 0	NEUTRAL	0- 1	0- 0	0- 0				
4- 8	0- 3	0- 0	NON-CONFERENCE	0- 0	1- 0	3- 5				
3- 4	0- 2	0- 0	HOME	0- 0	1- 0	2- 2				
1- 4	0- 1	0- 0	AWAY	0- 0	0- 0	1- 3				
0- 0	0- 0	0- 0	NEUTRAL	0- 0	0- 0	0- 0				
3- 12	0- 0	0- 0	CONFERENCE	0- 3	0- 0	3- 9				
2- 5	0- 0	0- 0	HOME	0- 1	0- 0	2- 4				
1- 6	0- 0	0- 0	AWAY	0- 1	0- 0	1- 5				
0- 1	0- 0	0- 0	NEUTRAL	0- 1	0- 0	0- 0				

RPI 1-25				RPI 26-50				RPI 51-100				RPI 101+ Team's RPI: 293			
RPI	S	Opponent	Score	RPI	S	Opponent	Score	RPI	S	Opponent	Score	RPI	S	Opponent	Score
4	A	Connecticut	25 97					61	A	South Dakota St.	48 83	133	H	American	70 60
14	H	Purdue	46 77					61	H	South Dakota St.	43 64	151	A	IUPUI	37 59
23	H	Michigan St.	43 75					61	N	South Dakota St.	53 67	151	H	IUPUI	68 59
												182	A	South Dakota	49 64
												182	H	South Dakota	59 46
												232	A	Niagara	59 70
												233	A	Neb. Omaha	41 59
												233	H	Neb. Omaha	63 67
												245	A	IPFW	55 57
												245	H	IPFW	71 87
												254	A	Western Ill.	53 64
												254	H	Western Ill.	73 81
												257	H	Western Mich.	73 70
												258	H	Buffalo	59 61
												268	A	Canisius	52 51
												269	A	North Dakota St.	68 73
												269	H	North Dakota St.	59 60
												285	A	UMKC	55 46
												285	H	UMKC	53 59
												291	H	George Mason	62 58
												313	A	Manhattan	43 47
LAST 12 Division I GAMES:															
				61	N	South Dakota St.	53 67	61	A	South Dakota St.	48 83				
				254	A	Western Ill.	53 64	269	A	North Dakota St.	68 73				
				151	A	IUPUI	37 59	233	H	Neb. Omaha	63 67				
				245	H	IPFW	71 87	245	A	IPFW	55 57				
				285	H	UMKC	53 59	182	A	South Dakota	49 64				
				182	H	South Dakota	59 46	285	A	UMKC	55 46				

Non-Div I Games: Mich.-Dearborn 78 53 Rochester College 65 34

Oakland

Loss, Non-Conf, S Site, H Home A Away N Neutral

Average RPI Win: 258	WON-LOST	WINNING	LAST 12	STRENGTH OF	OPP. STRENGTH	TEAM	ADJ.	CONF.	ADJ CONF.
Average RPI Loss: 187	RECORD	PCT. RANK	GAMES	SCHEDULE	OF SCHEDULE	RPI	RPI	RPI	RPI
DIV. I ONLY	6- 23	320	1- 11	290	229	321	321	18	18
DIV. I NON-CONF.	5- 7	211	0- 0	311	225	278	278	19	19
TOTALS	RPI 1-25	RPI 26-50	W-L RECORDS	RPI 51-100	RPI 101-150	RPI 150+			
6- 23	0- 0	0- 3	OVERALL	0- 1	0- 5	6- 14			
3- 11	0- 0	0- 2	HOME	0- 0	0- 3	3- 6			
3- 11	0- 0	0- 1	AWAY	0- 1	0- 2	3- 7			
0- 1	0- 0	0- 0	NEUTRAL	0- 0	0- 0	0- 1			
5- 7	0- 0	0- 1	NON-CONFERENCE	0- 1	0- 1	5- 4			
3- 3	0- 0	0- 1	HOME	0- 0	0- 1	3- 1			
2- 3	0- 0	0- 0	AWAY	0- 1	0- 0	2- 2			
0- 1	0- 0	0- 0	NEUTRAL	0- 0	0- 0	0- 1			
1- 16	0- 0	0- 2	CONFERENCE	0- 0	0- 4	1- 10			
0- 8	0- 0	0- 1	HOME	0- 0	0- 2	0- 5			
1- 8	0- 0	0- 1	AWAY	0- 0	0- 2	1- 5			
0- 0	0- 0	0- 0	NEUTRAL	0- 0	0- 0	0- 0			

RPI S	Opponent	Score	RPI S	Opponent	Score	RPI S	Opponent	Score	RPI S	Opponent	Score	Team's RPI: 321
36	H Duquesne	55 62	84	A Minnesota	40 85	108	A Bowling Green	52 73				
46	A Toledo	42 61				108	H Bowling Green	41 67				
50	H Central Mich.	48 77				113	A Akron	82 98				
						113	H Akron	54 81				
						118	H Detroit	53 65				
						174	A Miami (OH)	61 83				
						174	A Miami (OH)	56 78				
						174	H Miami (OH)	61 66				
						180	A Ball St.	46 77				
						187	H Eastern Ky.	69 58				
						212	A Xavier	68 62				
						246	H Cleveland St.	63 56				
						248	A Eastern Mich.	57 64				
						255	A Marshall	55 48				
						257	H Western Mich.	53 62				
						258	A Buffalo	36 73				
						258	H Buffalo	35 56				
						260	N UNLV	51 60				
						284	H Northern Ill.	52 73				
						300	H Massachusetts	61 65				
						311	H Morehead St.	79 72				
						313	A Manhattan	49 58				
						317	A LIU Brooklyn	54 63				
						338	A Kent St.	61 55				
						338	H Kent St.	55 57				
LAST 12 Division I GAMES:												
174	A Miami (OH)	61 83	257	H Western Mich.	53 62							
174	H Miami (OH)	61 66	248	A Eastern Mich.	57 64							
108	A Bowling Green	52 73	284	H Northern Ill.	52 73							
113	A Akron	82 98	338	H Kent St.	55 57							
258	H Buffalo	35 56	46	A Toledo	42 61							
338	A Kent St.	61 55	180	A Ball St.	46 77							

Non-Div I Games:

Ohio

Average RPI Win:	142	WON-LOST	WINNING	LAST 12	STRENGTH OF	OPP. STRENGTH	TEAM	ADJ.	CONF.	ADJ CONF.
Average RPI Loss:	49	RECORD	PCT. RANK	GAMES	SCHEDULE	OF SCHEDULE	RPI	RPI	RPI	RPI
DIV. I ONLY	18- 13	116	7- 5	37	37	64	64	2	2	
DIV. I NON-CONF.	10- 3	50	0- 0	78	82	40	40	2	2	
TOTALS	RPI 1-25	RPI 26-50	W-L RECORDS	RPI 51-100	RPI 101-150	RPI 150+				
18- 13	1- 7	2- 1	OVERALL	2- 3	5- 1	8- 1				
13- 4	1- 2	1- 0	HOME	0- 2	4- 0	7- 0				
4- 7	0- 3	1- 1	AWAY	1- 1	1- 1	1- 1				
1- 2	0- 2	0- 0	NEUTRAL	1- 0	0- 0	0- 0				
10- 3	0- 2	1- 0	NON-CONFERENCE	0- 0	3- 0	6- 1				
9- 0	0- 0	0- 0	HOME	0- 0	3- 0	6- 0				
1- 2	0- 1	1- 0	AWAY	0- 0	0- 0	0- 1				
0- 1	0- 1	0- 0	NEUTRAL	0- 0	0- 0	0- 0				
8- 10	1- 5	1- 1	CONFERENCE	2- 3	2- 1	2- 0				
4- 4	1- 2	1- 0	HOME	0- 2	1- 0	1- 0				
3- 5	0- 2	0- 1	AWAY	1- 1	1- 1	1- 0				
1- 1	0- 1	0- 0	NEUTRAL	1- 0	0- 0	0- 0				

RPI 1-25				RPI 26-50				RPI 51-100				Team's RPI: 64	RPI 101+			
RPI	S	Opponent	Score	RPI	S	Opponent	Score	RPI	S	Opponent	Score		RPI	S	Opponent	Score
2	N	Notre Dame	51 57	31	A	Gonzaga	65 60	80	A	Illinois	64 53		104	A	Northwestern	59 52
6	H	Penn St.	56 71	35	H	Michigan	66 55	80	H	Illinois	73 79		107	H	Saint Francis (PA)	70 54
6	N	Penn St.	66 76	44	A	Iowa	71 77	84	A	Minnesota	74 83		110	H	Howard	67 50
14	A	Purdue	75 82					84	H	Minnesota	56 57		124	A	Wisconsin	49 68
15	A	North Carolina	54 57					84	N	Minnesota	58 47		124	H	Wisconsin	65 59
16	A	Nebraska	39 58										143	H	Winthrop	78 53
16	H	Nebraska	53 62										152	A	Washington St.	55 62
23	H	Michigan St.	67 60										181	H	Cincinnati	87 49
													191	A	Indiana	70 56
													191	H	Indiana	68 45
													205	H	Wright St.	82 52
													218	H	VCU	88 50
													225	H	Evansville	78 33
													228	H	Lafayette	81 41
													279	H	Southern U.	73 50
LAST 12 Division I GAMES:																
		6 N Penn St.	66 76			16 A Nebraska	39 58									
		84 N Minnesota	58 47			104 A Northwestern	59 52									
		35 H Michigan	66 55			124 H Wisconsin	65 59									
		80 A Illinois	64 53			191 A Indiana	70 56									
		23 H Michigan St.	67 60			16 H Nebraska	53 62									
		84 H Minnesota	56 57			6 H Penn St.	56 71									

Non-Div I Games:

Ohio St.

■ Loss,
■ Non-Conf,
■ S Site,
■ H Home
■ A Away
N Neutral

Average RPI Win:	123	WON-LOST	WINNING	LAST 12	STRENGTH OF	OPP. STRENGTH	TEAM	ADJ.	CONF.	ADJ CONF.
Average RPI Loss:	27	RECORD	PCT. RANK	GAMES	SCHEDULE	OF SCHEDULE	RPI	RPI	RPI	RPI
DIV. I ONLY	22- 10	62	6- 6	29	7	30	30	1	1	
DIV. I NON-CONF.	10- 2	28	0- 0	97	45	44	44	1	1	
TOTALS	RPI 1-25	RPI 26-50	W-L RECORDS	RPI 51-100	RPI 101-150	RPI 150+				
22- 10	0- 6	5- 2	OVERALL	6- 2	4- 0	7- 0				
13- 4	0- 3	3- 1	HOME	3- 0	2- 0	5- 0				
6- 5	0- 2	2- 1	AWAY	1- 2	2- 0	1- 0				
3- 1	0- 1	0- 0	NEUTRAL	2- 0	0- 0	1- 0				
10- 2	0- 1	2- 1	NON-CONFERENCE	1- 0	2- 0	5- 0				
6- 2	0- 1	1- 1	HOME	0- 0	1- 0	4- 0				
2- 0	0- 0	1- 0	AWAY	0- 0	1- 0	0- 0				
2- 0	0- 0	0- 0	NEUTRAL	1- 0	0- 0	1- 0				
12- 8	0- 5	3- 1	CONFERENCE	5- 2	2- 0	2- 0				
7- 2	0- 2	2- 0	HOME	3- 0	1- 0	1- 0				
4- 5	0- 2	1- 1	AWAY	1- 2	1- 0	1- 0				
1- 1	0- 1	0- 0	NEUTRAL	1- 0	0- 0	0- 0				

RPI 1-25				RPI 26-50				Team's RPI: 30	RPI 51-100				RPI 101+			
RPI	S	Opponent	Score	RPI	S	Opponent	Score		RPI	S	Opponent	Score	RPI	S	Opponent	Score
1	A	Baylor	65 82	29	H	Vanderbilt	63 76		55	A	West Virginia	63 82	125	A	Texas	78 70
1	H	Baylor	64 86	38	A	Oklahoma St.	62 83		55	H	West Virginia	71 68	125	H	Texas	69 56
11	H	UCLA	80 86	38	H	Oklahoma St.	80 61		55	N	West Virginia	65 64	145	H	Cal St. Northridge	79 57
24	A	Iowa St.	61 82	41	A	Creighton	69 48		58	A	Kansas	71 81	148	A	Hawaii	74 49
24	H	Iowa St.	68 72	43	H	Marist	68 55		58	H	Kansas	85 77	188	A	TCU	85 79
24	N	Iowa St.	60 79	48	A	Texas Tech	77 73		62	A	Kansas St.	74 68	188	H	TCU	74 53
				48	H	Texas Tech	65 55		62	H	Kansas St.	72 57	201	H	Saint Louis	68 33
									78	N	Arkansas	73 70	226	H	UC Riverside	70 46
													227	H	North Texas	71 68
													259	N	Oregon	100 61
													290	H	Northwestern St.	96 35
LAST 12 Division I GAMES:																
24	N	Iowa St.	60 79	62	H	Kansas St.	72 57		58	A	Kansas	71 81				
55	N	West Virginia	65 64	58	A	Kansas	71 81		24	H	Iowa St.	68 72				
48	A	Texas Tech	77 73	38	H	Oklahoma St.	80 61		38	H	Oklahoma St.	80 61				
58	H	Kansas	85 77	1	H	Baylor	64 86		62	A	Kansas St.	74 68				
				38	A	Oklahoma St.	62 83		55	A	West Virginia	63 82				

Non-Div I Games:

Oklahoma

■ Loss,
■ Non-Conf, S Site,
■ Home
■ Away
N Neutral

Average RPI Win:	148	WON-LOST	WINNING	LAST 12	STRENGTH OF	OPP. STRENGTH	TEAM	ADJ.	CONF.	ADJ CONF.
Average RPI Loss:	46	RECORD	PCT. RANK	GAMES	SCHEDULE	OF SCHEDULE	RPI	RPI	RPI	RPI
DIV. I ONLY	21- 10	67	6- 6	43	44	38	38	1	1	
DIV. I NON-CONF.	11- 0	1	0- 0	217	323	35	35	1	1	
TOTALS	RPI 1-25	RPI 26-50	W-L RECORDS	RPI 51-100	RPI 101-150	RPI 150+				
21- 10	1- 4	3- 3	OVERALL	6- 2	2- 0	9- 1				
13- 3	1- 1	1- 1	HOME	3- 1	1- 0	7- 0				
6- 6	0- 2	1- 2	AWAY	2- 1	1- 0	2- 1				
2- 1	0- 1	1- 0	NEUTRAL	1- 0	0- 0	0- 0				
11- 0	0- 0	1- 0	NON-CONFERENCE	2- 0	0- 0	8- 0				
7- 0	0- 0	0- 0	HOME	1- 0	0- 0	6- 0				
3- 0	0- 0	1- 0	AWAY	0- 0	0- 0	2- 0				
1- 0	0- 0	0- 0	NEUTRAL	1- 0	0- 0	0- 0				
10- 10	1- 4	2- 3	CONFERENCE	4- 2	2- 0	1- 1				
6- 3	1- 1	1- 1	HOME	2- 1	1- 0	1- 0				
3- 6	0- 2	0- 2	AWAY	2- 1	1- 0	0- 1				
1- 1	0- 1	1- 0	NEUTRAL	0- 0	0- 0	0- 0				

RPI 1-25				RPI 26-50				Team's RPI: 38	RPI 51-100				RPI 101+			
RPI	S	Opponent	Score	RPI	S	Opponent	Score		RPI	S	Opponent	Score	RPI	S	Opponent	Score
1	A	Baylor	49 83	30	A	Oklahoma	61 80		55	A	West Virginia	64 54	125	A	Texas	64 52
1	H	Baylor	62 81	30	H	Oklahoma	83 62		55	H	West Virginia	61 67	125	H	Texas	64 58
1	N	Baylor	69 77	45	A	San Diego St.	80 72		58	A	Kansas	65 52	169	A	Missouri St.	74 71
24	A	Iowa St.	70 73	48	A	Texas Tech	53 61		58	H	Kansas	76 59	179	H	Texas Southern	91 49
24	H	Iowa St.	71 42	48	H	Texas Tech	59 64		62	A	Kansas St.	70 76	188	A	TCU	63 64
				48	N	Texas Tech	59 54		62	H	Kansas St.	80 45	188	H	TCU	76 59
									75	H	Cal Poly	90 59	206	H	Stephen F. Austin	85 41
									90	N	Harvard	92 62	295	H	Vermont	83 30
LAST 12 Division I GAMES:																
		1 N Baylor	69 77			188 A TCU	63 64									
		48 N Texas Tech	59 54			62 H Kansas St.	80 45									
		24 A Iowa St.	70 73			55 A West Virginia	64 54									
		125 H Texas	64 58			30 A Oklahoma	61 80									
		48 A Texas Tech	53 61			188 H TCU	76 59									
		30 H Oklahoma	83 62			1 H Baylor	62 81									

Non-Div I Games:

Oklahoma St.

■ Loss,
 ■ Non-Conf,
 ■ S Site,
 ■ H Home
 ■ A Away
 N Neutral

Average RPI Win:	242	WON-LOST	WINNING	LAST 12	STRENGTH OF	OPP. STRENGTH	TEAM	ADJ.	CONF.	ADJ CONF.
Average RPI Loss:	101	RECORD	PCT. RANK	GAMES	SCHEDULE	OF SCHEDULE	RPI	RPI	RPI	RPI
DIV. I ONLY	19- 11	91	6- 6	240	128	135	135	14	14	
DIV. I NON-CONF.	9- 3	55	0- 0	303	151	162	162	15	15	
TOTALS	RPI 1-25	RPI 26-50	W-L RECORDS	RPI 51-100	RPI 101-150	RPI 150+				
19- 11	0- 4	0- 0	OVERALL	1- 3	2- 1	16- 3				
12- 4	0- 2	0- 0	HOME	1- 1	1- 0	10- 1				
6- 6	0- 1	0- 0	AWAY	0- 2	1- 1	5- 2				
1- 1	0- 1	0- 0	NEUTRAL	0- 0	0- 0	1- 0				
9- 3	0- 2	0- 0	NON-CONFERENCE	0- 0	1- 0	8- 1				
5- 2	0- 1	0- 0	HOME	0- 0	0- 0	5- 1				
3- 0	0- 0	0- 0	AWAY	0- 0	1- 0	2- 0				
1- 1	0- 1	0- 0	NEUTRAL	0- 0	0- 0	1- 0				
10- 8	0- 2	0- 0	CONFERENCE	1- 3	1- 1	8- 2				
7- 2	0- 1	0- 0	HOME	1- 1	1- 0	5- 0				
3- 6	0- 1	0- 0	AWAY	0- 2	0- 1	3- 2				
0- 0	0- 0	0- 0	NEUTRAL	0- 0	0- 0	0- 0				

RPI 1-25				RPI 26-50				RPI 51-100				RPI 101+ Team's RPI: 135			
RPI	S	Opponent	Score	RPI	S	Opponent	Score	RPI	S	Opponent	Score	RPI	S	Opponent	Score
9	H	California	47 63					71	A	James Madison	61 77	140	A	Hofstra	72 83
10	N	Texas A&M	55 78					71	H	James Madison	56 68	140	H	Hofstra	80 57
18	A	Delaware	62 86					83	A	Drexel	50 64	144	A	Virginia Tech	55 35
18	H	Delaware	46 63					83	H	Drexel	53 50	159	H	South Carolina St.	79 63
												165	A	Northeastern	60 79
												165	H	Northeastern	70 67
												218	H	VCU	74 51
												241	H	Pittsburgh	54 55
												250	A	Georgia St.	72 66
												250	H	Georgia St.	68 45
												260	A	UNLV	85 67
												263	H	Dartmouth	73 59
												267	H	Towson	65 55
												270	H	USC Upstate	77 46
												282	A	William & Mary	69 73
												282	H	William & Mary	75 64
												286	A	UNC Wilmington	74 50
												286	H	UNC Wilmington	62 55
												291	A	George Mason	53 39
												316	N	Alabama A&M	75 46
												332	A	UMES	62 46
												339	H	N.C. Central	59 33
LAST 12 Division I GAMES:															
165	A	Northeastern	60 79	71	H	James Madison	56 68								
71	A	James Madison	61 77	83	A	Drexel	50 64								
140	H	Hofstra	80 57	291	A	George Mason	53 39								
282	H	William & Mary	75 64	286	H	UNC Wilmington	62 55								
165	H	Northeastern	70 67	83	H	Drexel	53 50								
18	A	Delaware	62 86	282	A	William & Mary	69 73								

Non-Div I Games:

Old Dominion

■ Loss,
■ Non-Conf, S Site,
■ Home
■ Away
N Neutral

Average RPI Win:	241	WON-LOST	WINNING	LAST 12	STRENGTH OF	OPP. STRENGTH	TEAM	ADJ.	CONF.	ADJ CONF.
Average RPI Loss:	92	RECORD	PCT. RANK	GAMES	SCHEDULE	OF SCHEDULE	RPI	RPI	RPI	RPI
DIV. I ONLY	9- 20	277	2- 10	121	70	244	244	3	3	
DIV. I NON-CONF.	7- 6	155	0- 0	317	246	258	258	6	6	
TOTALS	RPI 1-25	RPI 26-50	W-L RECORDS	RPI 51-100	RPI 101-150	RPI 150+				
9- 20	0- 5	0- 3	OVERALL	1- 4	0- 3	8- 5				
7- 8	0- 3	0- 1	HOME	0- 2	0- 1	7- 1				
1- 10	0- 2	0- 2	AWAY	1- 2	0- 1	0- 3				
1- 2	0- 0	0- 0	NEUTRAL	0- 0	0- 1	1- 1				
7- 6	0- 0	0- 0	NON-CONFERENCE	0- 0	0- 3	7- 3				
6- 1	0- 0	0- 0	HOME	0- 0	0- 1	6- 0				
0- 3	0- 0	0- 0	AWAY	0- 0	0- 1	0- 2				
1- 2	0- 0	0- 0	NEUTRAL	0- 0	0- 1	1- 1				
2- 14	0- 5	0- 3	CONFERENCE	1- 4	0- 0	1- 2				
1- 7	0- 3	0- 1	HOME	0- 2	0- 0	1- 1				
1- 7	0- 2	0- 2	AWAY	1- 2	0- 0	0- 1				
0- 0	0- 0	0- 0	NEUTRAL	0- 0	0- 0	0- 0				

RPI	S	Opponent	Score	RPI	S	Opponent	Score	RPI	S	Opponent	Score	RPI	S	Opponent	Score	Team's RPI: 244
7	A	Tennessee	68 97	29	A	Vanderbilt	53 79	72	A	Florida	88 81	104	N	Northwestern	69 73	
8	H	Kentucky	65 90	29	H	Vanderbilt	57 76	78	A	Arkansas	52 93	137	H	Lamar	71 85	
10	A	Texas A&M	53 82	34	A	LSU	79 84	78	H	Arkansas	66 77	140	A	Hofstra	63 72	
17	H	South Carolina	47 62					95	A	Auburn	52 76	153	N	McNeese St.	75 80	
19	H	Georgia	54 73					97	H	Missouri	72 73	175	H	Alabama	75 83	
												185	A	Louisiana Tech	54 57	
												194	H	Belmont	63 48	
												196	A	Mississippi St.	57 72	
												196	H	Mississippi St.	65 51	
												235	H	Mississippi Val.	62 60	
												246	A	Cleveland St.	55 67	
												248	N	Eastern Mich.	61 58	
												290	H	Northwestern St.	67 51	
												294	H	Southeastern La.	95 85	
												300	H	Massachusetts	71 59	
												337	H	Lipscomb	68 46	
LAST 12 Division I GAMES:																
78	A	Arkansas	52 93	7	A	Tennessee	68 97									
8	H	Kentucky	65 90	29	A	Vanderbilt	53 79									
19	H	Georgia	54 73	78	H	Arkansas	66 77									
10	A	Texas A&M	53 82	196	A	Mississippi St.	57 72									
17	H	South Carolina	47 62	72	A	Florida	88 81									
196	H	Mississippi St.	65 51	97	H	Missouri	72 73									

Non-Div I Games:

Ole Miss

■ Loss,
 ■ Non-Conf, S Site,
 ■ Home
 ■ Away
 N Neutral

Oral Roberts

Through Games Of Sunday, March 17, 2013

Average RPI Win:	215	WON-LOST	WINNING	LAST 12	STRENGTH OF	OPP. STRENGTH	TEAM	ADJ.	CONF.	ADJ CONF.
Average RPI Loss:	117	RECORD	PCT. RANK	GAMES	SCHEDULE	OF SCHEDULE	RPI	RPI	RPI	RPI
DIV. I ONLY	17- 12	114	10- 2	124	179	93	93	20	20	
DIV. I NON-CONF.	2- 7	301	0- 0	35	5	156	156	20	20	
TOTALS	RPI 1-25	RPI 26-50	W-L RECORDS	RPI 51-100	RPI 101-150	RPI 150+				
17- 12	0- 2	0- 1	OVERALL	1- 2	4- 1	12- 6				
9- 2	0- 0	0- 0	HOME	1- 1	2- 0	6- 1				
6- 10	0- 2	0- 1	AWAY	0- 1	1- 1	5- 5				
2- 0	0- 0	0- 0	NEUTRAL	0- 0	1- 0	1- 0				
2- 7	0- 2	0- 1	NON-CONFERENCE	1- 2	0- 0	1- 2				
1- 1	0- 0	0- 0	HOME	1- 1	0- 0	0- 0				
1- 6	0- 2	0- 1	AWAY	0- 1	0- 0	1- 2				
0- 0	0- 0	0- 0	NEUTRAL	0- 0	0- 0	0- 0				
15- 5	0- 0	0- 0	CONFERENCE	0- 0	4- 1	11- 4				
8- 1	0- 0	0- 0	HOME	0- 0	2- 0	6- 1				
5- 4	0- 0	0- 0	AWAY	0- 0	1- 1	4- 3				
2- 0	0- 0	0- 0	NEUTRAL	0- 0	1- 0	1- 0				

RPI 1-25				RPI 26-50				RPI 51-100 Team's RPI: 93				RPI 101+			
RPI	S	Opponent	Score	RPI	S	Opponent	Score	RPI	S	Opponent	Score	RPI	S	Opponent	Score
1	A	Baylor	56 94	26	A	DePaul	74 97	65	A	UALR	47 79	111	A	Sam Houston St.	47 54
16	A	Nebraska	67 80					78	H	Arkansas	57 80	111	H	Sam Houston St.	90 40
								94	H	Tulsa	64 53	111	N	Sam Houston St.	72 66
												137	A	Lamar	62 55
												137	H	Lamar	77 48
												153	A	McNeese St.	71 76
												153	H	McNeese St.	71 72
												153	N	McNeese St.	79 66
												156	A	Nicholls St.	66 69
												156	H	Nicholls St.	84 56
												169	A	Missouri St.	72 73
												185	A	Louisiana Tech	59 61
												206	A	Stephen F. Austin	68 64
												206	H	Stephen F. Austin	63 56
												249	A	Central Ark.	68 53
												249	H	Central Ark.	76 69
												290	A	Northwestern St.	63 67
												290	H	Northwestern St.	66 55
												294	A	Southeastern La.	81 62
												294	H	Southeastern La.	90 48
												309	A	Texas-Arlington	73 41
												328	A	A&M-Corpus Christi	58 41
												328	H	A&M-Corpus Christi	81 59
LAST 12 Division I GAMES:															
				111	N	Sam Houston St.	72 66	328	H	A&M-Corpus Christi	81 59				
				153	N	McNeese St.	79 66	111	H	Sam Houston St.	90 40				
				249	A	Central Ark.	68 53	206	A	Stephen F. Austin	68 64				
				137	A	Lamar	62 55	290	A	Northwestern St.	63 67				
				153	A	McNeese St.	71 76	294	H	Southeastern La.	90 48				
				249	H	Central Ark.	76 69	156	H	Nicholls St.	84 56				

Non-Div I Games: Evangel 96 34

Oral Roberts

Loss, Non-Conf, S Site, H Home A Away N Neutral

Oregon

Through Games Of Sunday, March 17, 2013

Average RPI Win: 153	WON-LOST	WINNING	LAST 12	STRENGTH OF	OPP. STRENGTH	TEAM	ADJ.	CONF.	ADJ CONF.
Average RPI Loss: 101	RECORD	PCT. RANK	GAMES	SCHEDULE	OF SCHEDULE	RPI	RPI	RPI	RPI
DIV. I ONLY	4- 27	333	1- 11	45	56	259	259	6	6
DIV. I NON-CONF.	2- 10	311	0- 0	103	55	275	275	5	5

TOTALS	RPI 1-25	RPI 26-50	W-L RECORDS	RPI 51-100	RPI 101-150	RPI 150+			
4- 27	0- 8	0- 2	OVERALL	1- 5	0- 4	3- 8			
3- 13	0- 5	0- 1	HOME	1- 1	0- 2	2- 4			
1- 11	0- 3	0- 0	AWAY	0- 2	0- 2	1- 4			
0- 3	0- 0	0- 1	NEUTRAL	0- 2	0- 0	0- 0			
2- 10	0- 1	0- 2	NON-CONFERENCE	1- 2	0- 1	1- 4			
2- 5	0- 1	0- 1	HOME	1- 0	0- 0	1- 3			
0- 3	0- 0	0- 0	AWAY	0- 1	0- 1	0- 1			
0- 2	0- 0	0- 1	NEUTRAL	0- 1	0- 0	0- 0			
2- 17	0- 7	0- 0	CONFERENCE	0- 3	0- 3	2- 4			
1- 8	0- 4	0- 0	HOME	0- 1	0- 2	1- 1			
1- 8	0- 3	0- 0	AWAY	0- 1	0- 1	1- 3			
0- 1	0- 0	0- 0	NEUTRAL	0- 1	0- 0	0- 0			

RPI 1-25				RPI 26-50				RPI 51-100				RPI 101+ Team's RPI: 259			
RPI	S	Opponent	Score	RPI	S	Opponent	Score	RPI	S	Opponent	Score	RPI	S	Opponent	Score
3	A	Stanford	50 74	30	N	Oklahoma	61 100	76	H	Fresno St.	65 64	105	A	Utah	47 67
3	H	Stanford	62 86	49	H	St. Mary's (CA)	69 78	78	N	Arkansas	67 79	105	H	Utah	52 70
4	H	Connecticut	51 95					80	A	Illinois	62 80	109	H	Southern California	62 67
9	A	California	55 77					86	A	Washington	53 66	148	A	Hawaii	73 85
9	H	California	45 72					86	H	Washington	71 97	152	A	Washington St.	70 68
11	H	UCLA	80 89					86	N	Washington	62 69	152	H	Washington St.	65 60
25	A	Colorado	59 84									160	A	Arizona St.	45 60
25	H	Colorado	48 60									177	A	Arizona	68 100
												192	A	Oregon St.	49 68
												192	H	Oregon St.	53 63
												208	A	Portland	49 68
												217	H	Denver	62 73
												229	H	Portland St.	85 87
												230	H	Samford	72 61
												292	H	Nevada	73 77
LAST 12 Division I GAMES:															
				86	N	Washington	62 69	86	H	Washington	71 97				
				105	H	Utah	52 70	25	A	Colorado	59 84				
				25	H	Colorado	48 60	105	A	Utah	47 67				
				3	A	Stanford	50 74	9	H	California	45 72				
				9	A	California	55 77	3	H	Stanford	62 86				
				152	H	Washington St.	65 60	86	A	Washington	53 66				

Non-Div I Games:

Oregon

 Loss,
 Non-Conf,
 S Site,
 H Home
 A Away
N Neutral

Average RPI Win:	206	WON-LOST	WINNING	LAST 12	STRENGTH OF	OPP. STRENGTH	TEAM	ADJ.	CONF.	ADJ CONF.
Average RPI Loss:	71	RECORD	PCT. RANK	GAMES	SCHEDULE	OF SCHEDULE	RPI	RPI	RPI	RPI
DIV. I ONLY	8- 21	293	1- 11	46	57	192	192	6	6	
DIV. I NON-CONF.	4- 6	216	0- 0	50	136	176	176	5	5	
TOTALS	RPI 1-25	RPI 26-50	W-L RECORDS	RPI 51-100	RPI 101-150	RPI 150+				
8- 21	0- 9	0- 1	OVERALL	0- 3	2- 4	6- 4				
4- 9	0- 4	0- 0	HOME	0- 2	1- 2	3- 1				
2- 8	0- 3	0- 0	AWAY	0- 1	0- 1	2- 3				
2- 4	0- 2	0- 1	NEUTRAL	0- 0	1- 1	1- 0				
4- 6	0- 2	0- 1	NON-CONFERENCE	0- 1	1- 1	3- 1				
2- 2	0- 0	0- 0	HOME	0- 1	0- 1	2- 0				
0- 1	0- 0	0- 0	AWAY	0- 0	0- 0	0- 1				
2- 3	0- 2	0- 1	NEUTRAL	0- 0	1- 0	1- 0				
4- 15	0- 7	0- 0	CONFERENCE	0- 2	1- 3	3- 3				
2- 7	0- 4	0- 0	HOME	0- 1	1- 1	1- 1				
2- 7	0- 3	0- 0	AWAY	0- 1	0- 1	2- 2				
0- 1	0- 0	0- 0	NEUTRAL	0- 0	0- 1	0- 0				

RPI S	Opponent	Score	RPI S	Opponent	Score	RPI S	Opponent	Score	RPI S	Opponent	Score	Team's RPI: 192
3	A Stanford	53 90	48	N Texas Tech	48 66	75	H Cal Poly	62 72	105	A Utah	40 66	
3	H Stanford	45 65				86	A Washington	77 81	105	H Utah	54 46	
9	A California	56 58				86	H Washington	44 49	109	H Southern California	55 56	
9	H California	38 60							109	N Southern California	57 64	
11	H UCLA	64 68							115	H Sacramento St.	71 80	
22	N Louisville	43 61							143	N Winthrop	68 64	
23	N Michigan St.	35 49							152	A Washington St.	73 76	
25	A Colorado	47 61							152	H Washington St.	49 51	
25	H Colorado	63 66							155	N UC Santa Barbara	49 46	
									160	A Arizona St.	55 66	
									172	A Loyola Marymount	62 73	
									177	A Arizona	57 48	
									259	A Oregon	63 53	
									259	H Oregon	68 49	
									262	H Cal St. Fullerton	54 36	
									287	H CSU Bakersfield	71 48	
LAST 12 Division I GAMES:												
109	N Southern California	57 64	152	H Washington St.	49 51							
25	H Colorado	63 66	105	A Utah	40 66							
105	H Utah	54 46	25	A Colorado	47 61							
9	A California	56 58	3	H Stanford	45 65							
3	A Stanford	53 90	9	H California	38 60							
86	H Washington	44 49	152	A Washington St.	73 76							

Non-Div I Games: Western Wash. 71 59 Saint Martin's 84 36

Oregon St.

■ Loss,
 ■ Non-Conf,
 ■ S Site,
 ■ H Home
 ■ A Away
 N Neutral

Average RPI Win:	189	WON-LOST	WINNING	LAST 12	STRENGTH OF	OPP. STRENGTH	TEAM	ADJ.	CONF.	ADJ CONF.
Average RPI Loss:	86	RECORD	PCT. RANK	GAMES	SCHEDULE	OF SCHEDULE	RPI	RPI	RPI	RPI
DIV. I ONLY	25- 7	28	8- 4	118	130	47	47	11	11	
DIV. I NON-CONF.	10- 2	28	0- 0	49	128	16	16	11	11	
TOTALS	RPI 1-25	RPI 26-50	W-L RECORDS	RPI 51-100	RPI 101-150	RPI 150+				
25- 7	0- 1	1- 0	OVERALL	3- 4	4- 1	17- 1				
13- 2	0- 0	0- 0	HOME	2- 1	2- 0	9- 1				
11- 4	0- 1	1- 0	AWAY	1- 2	2- 1	7- 0				
1- 1	0- 0	0- 0	NEUTRAL	0- 1	0- 0	1- 0				
10- 2	0- 1	1- 0	NON-CONFERENCE	3- 1	1- 0	5- 0				
6- 0	0- 0	0- 0	HOME	2- 0	0- 0	4- 0				
4- 2	0- 1	1- 0	AWAY	1- 1	1- 0	1- 0				
0- 0	0- 0	0- 0	NEUTRAL	0- 0	0- 0	0- 0				
15- 5	0- 0	0- 0	CONFERENCE	0- 3	3- 1	12- 1				
7- 2	0- 0	0- 0	HOME	0- 1	2- 0	5- 1				
7- 2	0- 0	0- 0	AWAY	0- 1	1- 1	6- 0				
1- 1	0- 0	0- 0	NEUTRAL	0- 1	0- 0	1- 0				

RPI S	Opponent	Score	RPI S	Opponent	Score	Team's RPI: 47	RPI S	Opponent	Score	RPI S	Opponent	Score
3	A Stanford	43 78	49	A St. Mary's (CA)	75 72		70	H Fordham	62 40	119	A Seattle	71 70
							72	A Florida	82 89	145	A Cal St. Northridge	74 56
							75	A Cal Poly	95 96	145	H Cal St. Northridge	60 51
							75	H Cal Poly	59 62	148	A Hawaii	71 74
							75	N Cal Poly	49 63	148	H Hawaii	71 61
							76	H Fresno St.	66 56	155	A UC Santa Barbara	64 52
							96	A Eastern Wash.	64 51	155	H UC Santa Barbara	47 52
										161	H Santa Clara	72 45
										171	A Long Beach St.	59 53
										171	H Long Beach St.	69 53
										209	A UC Davis	59 54
										209	H UC Davis	78 64
										211	H San Francisco	75 59
										226	A UC Riverside	85 56
										226	H UC Riverside	74 66
										251	A UC Irvine	65 53
										251	H UC Irvine	68 47
										262	A Cal St. Fullerton	67 55
										262	H Cal St. Fullerton	81 50
										262	N Cal St. Fullerton	54 51
										280	A San Jose St.	74 60
										287	H CSU Bakersfield	102 60
										292	H Nevada	72 63
LAST 12 Division I GAMES:												
							75	N Cal Poly	49 63	262	H Cal St. Fullerton	81 50
							262	N Cal St. Fullerton	54 51	148	A Hawaii	71 74
							209	A UC Davis	59 54	145	A Cal St. Northridge	74 56
							251	A UC Irvine	65 53	155	H UC Santa Barbara	47 52
							171	A Long Beach St.	59 53	75	H Cal Poly	59 62
							226	H UC Riverside	74 66	171	H Long Beach St.	69 53

Non-Div I Games:

Pacific

■ Loss,
■ Non-Conf, S Site,
■ Home
■ Away
N Neutral

Average RPI Win:	270	WON-LOST	WINNING	LAST 12	STRENGTH OF	OPP. STRENGTH	TEAM	ADJ.	CONF.	ADJ CONF.
Average RPI Loss:	110	RECORD	PCT. RANK	GAMES	SCHEDULE	OF SCHEDULE	RPI	RPI	RPI	RPI
DIV. I ONLY	16- 12	122	8- 4	288	201	190	190	19	19	
DIV. I NON-CONF.	7- 7	160	0- 0	267	206	227	227	18	18	
TOTALS	RPI 1-25	RPI 26-50	W-L RECORDS	RPI 51-100	RPI 101-150	RPI 150+				
16- 12	0- 0	0- 4	OVERALL	1- 3	0- 1	15- 4				
8- 6	0- 0	0- 3	HOME	1- 1	0- 1	7- 1				
6- 6	0- 0	0- 1	AWAY	0- 2	0- 0	6- 3				
2- 0	0- 0	0- 0	NEUTRAL	0- 0	0- 0	2- 0				
7- 7	0- 0	0- 2	NON-CONFERENCE	0- 2	0- 1	7- 2				
3- 4	0- 0	0- 2	HOME	0- 1	0- 1	3- 0				
2- 3	0- 0	0- 0	AWAY	0- 1	0- 0	2- 2				
2- 0	0- 0	0- 0	NEUTRAL	0- 0	0- 0	2- 0				
9- 5	0- 0	0- 2	CONFERENCE	1- 1	0- 0	8- 2				
5- 2	0- 0	0- 1	HOME	1- 0	0- 0	4- 1				
4- 3	0- 0	0- 1	AWAY	0- 1	0- 0	4- 1				
0- 0	0- 0	0- 0	NEUTRAL	0- 0	0- 0	0- 0				

RPI 1-25				RPI 26-50				RPI 51-100				RPI 101+				Team's RPI: 190	
RPI	S	Opponent	Score	RPI	S	Opponent	Score	RPI	S	Opponent	Score	RPI	S	Opponent	Score		
				27	A	Princeton	47 77	83	A	Drexel	50 77	122	H	Temple	51 59		
				27	H	Princeton	44 60	90	A	Harvard	54 67	157	A	Army	53 58		
				28	H	Villanova	44 48	90	H	Harvard	77 72	164	A	Yale	56 65		
				32	H	Saint Joseph's	53 66	100	H	Virginia	65 68	164	H	Yale	65 70		
												186	H	Bucknell	58 53		
												210	H	La Salle	65 56		
												261	A	St. Francis Brooklyn	61 60		
												263	A	Dartmouth	55 45		
												263	H	Dartmouth	63 40		
												265	A	Cornell	65 56		
												265	H	Cornell	67 40		
												274	H	Morgan St.	79 73		
												301	A	Brown	65 48		
												301	H	Brown	60 48		
												317	A	LIU Brooklyn	54 40		
												323	N	Air Force	61 39		
												325	A	Norfolk St.	51 60		
												334	N	Alabama St.	52 37		
												336	A	Columbia	52 40		
												336	H	Columbia	66 48		
LAST 12 Division I GAMES:																	
				27	H	Princeton	44 60	265	H	Cornell	67 40						
				164	H	Yale	65 70	263	H	Dartmouth	63 40						
				301	H	Brown	60 48	90	H	Harvard	77 72						
				90	A	Harvard	54 67	301	A	Brown	65 48						
				263	A	Dartmouth	55 45	164	A	Yale	56 65						
				336	H	Columbia	66 48	265	A	Cornell	65 56						

Non-Div I Games:

Penn

■ Loss,
 ■ Non-Conf,
 ■ S Site,
 ■ H Home
 ■ A Away
 N Neutral

Average RPI Win:	94	WON-LOST	WINNING	LAST 12	STRENGTH OF	OPP. STRENGTH	TEAM	ADJ.	CONF.	ADJ CONF.
Average RPI Loss:	57	RECORD	PCT. RANK	GAMES	SCHEDULE	OF SCHEDULE	RPI	RPI	RPI	RPI
DIV. I ONLY	25- 5	17	9- 3	12	17	6	6	2	2	
DIV. I NON-CONF.	10- 2	28	0- 0	43	32	13	13	2	2	
TOTALS	RPI 1-25	RPI 26-50	W-L RECORDS	RPI 51-100	RPI 101-150	RPI 150+				
25- 5	6- 2	3- 0	OVERALL	6- 2	6- 1	4- 0				
14- 0	3- 0	1- 0	HOME	4- 0	3- 0	3- 0				
9- 4	3- 1	2- 0	AWAY	1- 2	2- 1	1- 0				
2- 1	0- 1	0- 0	NEUTRAL	1- 0	1- 0	0- 0				
10- 2	1- 1	0- 0	NON-CONFERENCE	2- 1	4- 0	3- 0				
6- 0	0- 0	0- 0	HOME	2- 0	1- 0	3- 0				
3- 2	1- 1	0- 0	AWAY	0- 1	2- 0	0- 0				
1- 0	0- 0	0- 0	NEUTRAL	0- 0	1- 0	0- 0				
15- 3	5- 1	3- 0	CONFERENCE	4- 1	2- 1	1- 0				
8- 0	3- 0	1- 0	HOME	2- 0	2- 0	0- 0				
6- 2	2- 0	2- 0	AWAY	1- 1	0- 1	1- 0				
1- 1	0- 1	0- 0	NEUTRAL	1- 0	0- 0	0- 0				

RPI	S	Opponent	Score	RPI	S	Opponent	Score	RPI	S	Opponent	Score	RPI	S	Opponent	Score
4	A	Connecticut	52 67	35	A	Michigan	59 49	51	A	Miami (FL)	65 69	104	H	Northwestern	73 69
10	A	Texas A&M	63 58	35	H	Michigan	68 57	61	H	South Dakota St.	60 50	110	H	Howard	72 61
14	H	Purdue	69 61	44	A	Iowa	81 69	64	A	Ohio St.	71 56	118	N	Detroit	80 72
16	A	Nebraska	82 67					64	N	Ohio St.	76 66	124	A	Wisconsin	61 63
16	H	Nebraska	80 58					77	H	Georgetown	97 74	124	H	Wisconsin	84 40
23	A	Michigan St.	76 55					80	H	Illinois	95 62	144	A	Virginia Tech	60 41
23	H	Michigan St.	71 56					84	A	Minnesota	81 89	145	A	Cal St. Northridge	85 73
23	N	Michigan St.	46 54					84	H	Minnesota	64 59	191	A	Indiana	76 54
												228	H	Lafayette	75 34
												264	H	Fairleigh Dickinson	101 44
												272	H	NJIT	82 37
LAST 12 Division I GAMES:															
23	N	Michigan St.	46 54	44	A	Iowa	81 69	23	H	Michigan St.	71 56	191	A	Indiana	76 54
64	N	Ohio St.	76 66	14	H	Purdue	69 61	124	A	Wisconsin	61 63	64	A	Ohio St.	71 56
16	A	Nebraska	82 67												
84	A	Minnesota	81 89												
35	H	Michigan	68 57												
80	H	Illinois	95 62												

Non-Div I Games:

Penn St.

Pepperdine

Through Games Of Sunday, March 17, 2013

Average RPI Win:	154	WON-LOST	WINNING	LAST 12	STRENGTH OF	OPP. STRENGTH	TEAM	ADJ.	CONF.	ADJ CONF.
Average RPI Loss:	113	RECORD	PCT. RANK	GAMES	SCHEDULE	OF SCHEDULE	RPI	RPI	RPI	RPI
DIV. I ONLY	5- 23	323	1- 11	66	79	271	271	7	7	
DIV. I NON-CONF.	3- 8	276	0- 0	30	58	195	195	7	7	
TOTALS	RPI 1-25	RPI 26-50	W-L RECORDS	RPI 51-100	RPI 101-150	RPI 150+				
5- 23	0- 2	1- 3	OVERALL	0- 7	1- 2	3- 9				
4- 11	0- 2	1- 1	HOME	0- 3	1- 1	2- 4				
1- 11	0- 0	0- 2	AWAY	0- 4	0- 1	1- 4				
0- 1	0- 0	0- 0	NEUTRAL	0- 0	0- 0	0- 1				
3- 8	0- 2	0- 0	NON-CONFERENCE	0- 3	1- 2	2- 1				
2- 5	0- 2	0- 0	HOME	0- 1	1- 1	1- 1				
1- 3	0- 0	0- 0	AWAY	0- 2	0- 1	1- 0				
0- 0	0- 0	0- 0	NEUTRAL	0- 0	0- 0	0- 0				
2- 15	0- 0	1- 3	CONFERENCE	0- 4	0- 0	1- 8				
2- 6	0- 0	1- 1	HOME	0- 2	0- 0	1- 3				
0- 8	0- 0	0- 2	AWAY	0- 2	0- 0	0- 4				
0- 1	0- 0	0- 0	NEUTRAL	0- 0	0- 0	0- 1				

RPI S	Opponent	Score	RPI S	Opponent	Score	RPI S	Opponent	Score	RPI S	Opponent	Score	Team's RPI: 271
8	H Kentucky	62 80	31	A Gonzaga	52 81	67	A San Diego	50 71	109	A Southern California	56 65	
11	H UCLA	46 77	31	H Gonzaga	46 80	67	H San Diego	61 79	110	H Howard	51 55	
			49	A St. Mary's (CA)	61 72	73	A BYU	42 68	119	H Seattle	70 64	
			49	H St. Mary's (CA)	80 67	73	H BYU	44 67	161	A Santa Clara	52 64	
						74	H Wyoming	50 72	161	H Santa Clara	36 38	
						78	A Arkansas	39 64	172	A Loyola Marymount	47 65	
						86	A Washington	51 70	172	H Loyola Marymount	56 58	
									182	H South Dakota	70 54	
									208	A Portland	51 57	
									208	H Portland	34 73	
									209	A UC Davis	83 68	
									211	A San Francisco	57 67	
									211	H San Francisco	71 67	
									211 N	San Francisco	48 80	
									226	H UC Riverside	71 79	
LAST 12 Division I GAMES:												
211 N	San Francisco	48 80	67	A	San Diego	50 71						
49	H	St. Mary's (CA)	80 67	208	H	Portland	34 73					
211	A	San Francisco	57 67	31	A	Gonzaga	52 81					
161	A	Santa Clara	52 64	208	A	Portland	51 57					
172	H	Loyola Marymount	56 58	67	H	San Diego	61 79					
73	H	BYU	44 67	31	H	Gonzaga	46 80					

Non-Div I Games:

Pepperdine

Loss, Non-Conf, S Site, H Home A Away N Neutral

Average RPI Win:	246	WON-LOST	WINNING	LAST 12	STRENGTH OF	OPP. STRENGTH	TEAM	ADJ.	CONF.	ADJ CONF.
Average RPI Loss:	83	RECORD	PCT. RANK	GAMES	SCHEDULE	OF SCHEDULE	RPI	RPI	RPI	RPI
DIV. I ONLY	9- 21	283	0- 12	106	65	241	241	4	4	
DIV. I NON-CONF.	9- 4	75	0- 0	264	278	166	166	3	3	
TOTALS	RPI 1-25	RPI 26-50	W-L RECORDS	RPI 51-100	RPI 101-150	RPI 150+				
9- 21	0- 3	0- 6	OVERALL	0- 7	1- 0	8- 5				
7- 10	0- 1	0- 2	HOME	0- 4	0- 0	7- 3				
2- 10	0- 2	0- 4	AWAY	0- 2	1- 0	1- 2				
0- 1	0- 0	0- 0	NEUTRAL	0- 1	0- 0	0- 0				
9- 4	0- 0	0- 1	NON-CONFERENCE	0- 1	1- 0	8- 2				
7- 2	0- 0	0- 0	HOME	0- 1	0- 0	7- 1				
2- 2	0- 0	0- 1	AWAY	0- 0	1- 0	1- 1				
0- 0	0- 0	0- 0	NEUTRAL	0- 0	0- 0	0- 0				
0- 17	0- 3	0- 5	CONFERENCE	0- 6	0- 0	0- 3				
0- 8	0- 1	0- 2	HOME	0- 3	0- 0	0- 2				
0- 8	0- 2	0- 3	AWAY	0- 2	0- 0	0- 1				
0- 1	0- 0	0- 0	NEUTRAL	0- 1	0- 0	0- 0				

RPI 1-25				RPI 26-50				RPI 51-100				RPI 101+ Team's RPI: 241			
RPI	S	Opponent	Score	RPI	S	Opponent	Score	RPI	S	Opponent	Score	RPI	S	Opponent	Score
2	H	Notre Dame	47 73	26	A	DePaul	55 57	56	H	South Fla.	60 78	135	A	Old Dominion	55 54
4	A	Connecticut	36 76	26	H	DePaul	73 81	68	H	Marquette	65 74	181	H	Cincinnati	50 59
22	A	Louisville	45 78	28	H	Villanova	52 68	68	N	Marquette	43 66	197	H	Rider	48 65
				33	A	Syracuse	39 80	77	A	Georgetown	57 69	199	A	Seton Hall	56 69
				36	A	Duquesne	61 70	77	H	Georgetown	70 72	202	H	Mt. St. Mary's	67 49
				39	A	St. John's (NY)	32 61	81	H	Youngstown St.	50 64	207	H	Providence	83 85
								85	A	Rutgers	44 65	214	H	Longwood	86 60
												228	A	Lafayette	65 68
												234	H	Loyola Maryland	57 47
												256	H	Siena	75 50
												258	A	Buffalo	91 77
												282	H	William & Mary	76 74
												301	H	Brown	58 57
												331	H	Wagner	65 39
LAST 12 Division I GAMES:															
				68	N	Marquette	43 66	33	A	Syracuse	39 80				
				85	A	Rutgers	44 65	22	A	Louisville	45 78				
				26	H	DePaul	73 81	207	H	Providence	83 85				
				4	A	Connecticut	36 76	56	H	South Fla.	60 78				
				77	H	Georgetown	70 72	26	A	DePaul	55 57				
				181	H	Cincinnati	50 59	77	A	Georgetown	57 69				

Non-Div I Games:

Pittsburgh

■ Loss,
 ■ Non-Conf,
 ■ S Site,
 ■ H Home
 ■ A Away
 N Neutral

Average RPI Win: 204		WON-LOST	WINNING	LAST 12	STRENGTH OF	OPP. STRENGTH	TEAM	ADJ.	CONF.	ADJ CONF.
Average RPI Loss: 106		RECORD	PCT. RANK	GAMES	SCHEDULE	OF SCHEDULE	RPI	RPI	RPI	RPI
DIV. I ONLY		11- 20	258	5- 7	147	81	208	208	7	7
DIV. I NON-CONF.		5- 8	220	0- 0	212	111	219	219	7	7
TOTALS		RPI 1-25	RPI 26-50	W-L RECORDS		RPI 51-100	RPI 101-150	RPI 150+		
11- 20	0- 1		0- 5	OVERALL		1- 6	1- 3	9- 5		
5- 8	0- 0		0- 2	HOME		1- 3	0- 0	4- 3		
5- 10	0- 1		0- 2	AWAY		0- 3	1- 2	4- 2		
1- 2	0- 0		0- 1	NEUTRAL		0- 0	0- 1	1- 0		
5- 8	0- 1		0- 0	NON-CONFERENCE		1- 2	1- 3	3- 2		
3- 2	0- 0		0- 0	HOME		1- 1	0- 0	2- 1		
2- 5	0- 1		0- 0	AWAY		0- 1	1- 2	1- 1		
0- 1	0- 0		0- 0	NEUTRAL		0- 0	0- 1	0- 0		
6- 12	0- 0		0- 5	CONFERENCE		0- 4	0- 0	6- 3		
2- 6	0- 0		0- 2	HOME		0- 2	0- 0	2- 2		
3- 5	0- 0		0- 2	AWAY		0- 2	0- 0	3- 1		
1- 1	0- 0		0- 1	NEUTRAL		0- 0	0- 0	1- 0		

RPI 1-25				RPI 26-50				RPI 51-100				RPI 101+				Team's RPI: 208	
RPI	S	Opponent	Score	RPI	S	Opponent	Score	RPI	S	Opponent	Score	RPI	S	Opponent	Score		
22	A	Louisville	48 95	31	A	Gonzaga	56 59	67	A	San Diego	54 72	119	A	Seattle	61 63		
				31	H	Gonzaga	51 82	67	H	San Diego	63 69	121	N	Boston College	40 68		
				49	A	St. Mary's (CA)	53 58	73	A	BYU	64 79	131	A	Idaho	62 56		
				49	H	St. Mary's (CA)	43 49	73	H	BYU	63 73	145	A	Cal St. Northridge	51 70		
				49	N	St. Mary's (CA)	51 54	76	H	Fresno St.	76 69	161	A	Santa Clara	71 68		
								86	H	Washington	44 64	161	H	Santa Clara	58 59		
								96	A	Eastern Wash.	50 68	161	N	Santa Clara	70 64		
												172	A	Loyola Marymount	63 59		
												172	H	Loyola Marymount	65 63		
												211	A	San Francisco	81 88		
												211	H	San Francisco	71 75		
												229	A	Portland St.	49 64		
												229	H	Portland St.	61 64		
												259	H	Oregon	68 49		
												271	A	Pepperdine	73 34		
												271	H	Pepperdine	57 51		
												275	A	Boise St.	73 49		
												292	H	Nevada	70 61		
LAST 12 Division I GAMES:																	
				49	N	St. Mary's (CA)	51 54	211	H	San Francisco	71 75						
				161	N	Santa Clara	70 64	271	A	Pepperdine	73 34						
				73	H	BYU	63 73	49	A	St. Mary's (CA)	53 58						
				31	A	Gonzaga	56 59	172	H	Loyola Marymount	65 63						
				73	A	BYU	64 79	271	H	Pepperdine	57 51						
				49	H	St. Mary's (CA)	43 49	161	A	Santa Clara	71 68						

Non-Div I Games:

Portland

Loss, Non-Conf, S Site, H Home A Away N Neutral

Average RPI Win:	243	WON-LOST	WINNING	LAST 12	STRENGTH OF	OPP. STRENGTH	TEAM	ADJ.	CONF.	ADJ CONF.
Average RPI Loss:	119	RECORD	PCT. RANK	GAMES	SCHEDULE	OF SCHEDULE	RPI	RPI	RPI	RPI
DIV. I ONLY	10- 17	246	3- 9	173	178	229	229	16	16	
DIV. I NON-CONF.	4- 3	137	0- 0	75	140	82	82	13	13	
TOTALS	RPI 1-25	RPI 26-50	W-L RECORDS	RPI 51-100	RPI 101-150	RPI 150+				
10- 17	0- 0	0- 2	OVERALL	0- 6	2- 6	8- 3				
4- 8	0- 0	0- 1	HOME	0- 3	0- 3	4- 1				
5- 8	0- 0	0- 0	AWAY	0- 3	1- 3	4- 2				
1- 1	0- 0	0- 1	NEUTRAL	0- 0	1- 0	0- 0				
4- 3	0- 0	0- 2	NON-CONFERENCE	0- 0	1- 1	3- 0				
1- 1	0- 0	0- 1	HOME	0- 0	0- 0	1- 0				
2- 1	0- 0	0- 0	AWAY	0- 0	0- 1	2- 0				
1- 1	0- 0	0- 1	NEUTRAL	0- 0	1- 0	0- 0				
6- 14	0- 0	0- 0	CONFERENCE	0- 6	1- 5	5- 3				
3- 7	0- 0	0- 0	HOME	0- 3	0- 3	3- 1				
3- 7	0- 0	0- 0	AWAY	0- 3	1- 2	2- 2				
0- 0	0- 0	0- 0	NEUTRAL	0- 0	0- 0	0- 0				

RPI 1-25			RPI 26-50			RPI 51-100			RPI 101+			Team's RPI: 229			
RPI	S	Opponent	Score	RPI	S	Opponent	Score	RPI	S	Opponent	Score				
				31	H	Gonzaga	40 54	63	A	Montana	61 72	115	A	Sacramento St.	77 81
				37	N	Chattanooga	59 68	63	H	Montana	55 70	115	H	Sacramento St.	82 88
								92	A	Northern Colo.	48 63	119	A	Seattle	59 72
								92	H	Northern Colo.	42 67	123	N	Butler	71 58
								96	A	Eastern Wash.	51 83	132	A	Idaho St.	50 63
								96	H	Eastern Wash.	56 68	132	H	Idaho St.	54 61
												150	A	Montana St.	75 72
												150	H	Montana St.	74 81
												208	A	Portland	64 61
												208	H	Portland	64 49
												221	A	Southern Utah	60 83
												221	H	Southern Utah	68 70
												242	A	North Dakota	50 71
												242	H	North Dakota	73 66
												259	A	Oregon	87 85
												283	A	Northern Ariz.	60 59
												283	H	Northern Ariz.	66 61
												335	A	Weber St.	74 60
												335	H	Weber St.	79 73
LAST 12 Division I GAMES:															
				132	H	Idaho St.	54 61	115	H	Sacramento St.	82 88				
				335	H	Weber St.	79 73	283	H	Northern Ariz.	66 61				
				92	A	Northern Colo.	48 63	150	A	Montana St.	75 72				
				242	A	North Dakota	50 71	63	A	Montana	61 72				
				96	A	Eastern Wash.	51 83	221	H	Southern Utah	68 70				
				221	A	Southern Utah	60 83	96	H	Eastern Wash.	56 68				

Non-Div I Games: Corban 67 52 George Fox 55 35

Portland St.

■ Loss,
 ■ Non-Conf,
 ■ S Site,
 ■ Home
 ■ A Away
 N Neutral

Average RPI Win:	278	WON-LOST	WINNING	LAST 12	STRENGTH OF	OPP. STRENGTH	TEAM	ADJ.	CONF.	ADJ CONF.
Average RPI Loss:	185	RECORD	PCT. RANK	GAMES	SCHEDULE	OF SCHEDULE	RPI	RPI	RPI	RPI
DIV. I ONLY	17- 14	138	9- 3	287	336	195	195	32	32	
DIV. I NON-CONF.	3- 7	264	0- 0	51	116	143	143	32	32	
TOTALS	RPI 1-25	RPI 26-50	W-L RECORDS	RPI 51-100	RPI 101-150	RPI 150+				
17- 14	0- 1	0- 1	OVERALL	1- 1	1- 2	15- 9				
7- 3	0- 0	0- 0	HOME	0- 0	0- 0	7- 3				
6- 9	0- 1	0- 1	AWAY	0- 1	1- 1	5- 5				
4- 2	0- 0	0- 0	NEUTRAL	1- 0	0- 1	3- 1				
3- 7	0- 1	0- 1	NON-CONFERENCE	1- 1	1- 2	1- 2				
0- 1	0- 0	0- 0	HOME	0- 0	0- 0	0- 1				
2- 4	0- 1	0- 1	AWAY	0- 1	1- 1	1- 0				
1- 2	0- 0	0- 0	NEUTRAL	1- 0	0- 1	0- 1				
14- 7	0- 0	0- 0	CONFERENCE	0- 0	0- 0	14- 7				
7- 2	0- 0	0- 0	HOME	0- 0	0- 0	7- 2				
4- 5	0- 0	0- 0	AWAY	0- 0	0- 0	4- 5				
3- 0	0- 0	0- 0	NEUTRAL	0- 0	0- 0	3- 0				

RPI 1-25					RPI 26-50					RPI 51-100					RPI 101+ Team's RPI: 195				
RPI	S	Opponent	Score		RPI	S	Opponent	Score		RPI	S	Opponent	Score		RPI	S	Opponent	Score	
10	A	Texas A&M	52	74	46	A	Toledo	41	76	58	A	Kansas	60	72	128	A	Memphis	70	58
										79	N	Hampton	49	42	130	A	Rice	42	57
															139	N	Utah St.	66	67
															179	A	Texas Southern	46	51
															179	H	Texas Southern	57	64
															179	N	Texas Southern	62	58
															206	H	Stephen F. Austin	55	62
															235	A	Mississippi Val.	57	65
															235	H	Mississippi Val.	53	58
															235	N	Mississippi Val.	100	87
															269	N	North Dakota St.	56	61
															279	A	Southern U.	55	60
															279	H	Southern U.	59	42
															290	A	Northwestern St.	63	31
															307	A	Jackson St.	56	62
															307	H	Jackson St.	59	53
															307	N	Jackson St.	66	60
															308	A	Grambling	83	49
															308	H	Grambling	78	59
															316	A	Alabama A&M	54	39
															316	H	Alabama A&M	68	59
															319	A	Ark.-Pine Bluff	50	57
															319	H	Ark.-Pine Bluff	62	59
															334	A	Alabama St.	48	45
															334	H	Alabama St.	63	53
															340	A	Alcorn	64	52
LAST 12 Division I GAMES:																			
		235	N	Mississippi Val.	100	87			334	A	Alabama St.	48	45						
		179	N	Texas Southern	62	58			319	H	Ark.-Pine Bluff	62	59						
		307	N	Jackson St.	66	60			235	H	Mississippi Val.	53	58						
		279	H	Southern U.	59	42			307	A	Jackson St.	56	62						
		340	H	Alcorn	61	59			308	A	Grambling	83	49						
		316	A	Alabama A&M	54	39			179	A	Texas Southern	46	51						

Non-Div I Games:

Prairie View

Loss, Non-Conf, S Site, H Home A Away N Neutral

RPI	S	Opponent	Score
340	H	Alcorn	61 59

Prairie View

P
r
a
i
r
i
e
V
i
e
w

P
r
a
i
r
i
e
V
i
e
w

Presbyterian

Through Games Of Sunday, March 17, 2013

Average RPI Win:	237	WON-LOST	WINNING	LAST 12	STRENGTH OF	OPP. STRENGTH	TEAM	ADJ.	CONF.	ADJ CONF.
Average RPI Loss:	160	RECORD	PCT. RANK	GAMES	SCHEDULE	OF SCHEDULE	RPI	RPI	RPI	RPI
DIV. I ONLY	17- 11	107	8- 4	264	278	142	142	27	27	
DIV. I NON-CONF.	3- 6	244	0- 0	144	91	165	165	28	28	
TOTALS	RPI 1-25	RPI 26-50	W-L RECORDS	RPI 51-100	RPI 101-150	RPI 150+				
17- 11	0- 2	0- 0	OVERALL	1- 0	2- 3	14- 6				
7- 3	0- 0	0- 0	HOME	0- 0	1- 1	6- 2				
10- 6	0- 2	0- 0	AWAY	1- 0	1- 2	8- 2				
0- 2	0- 0	0- 0	NEUTRAL	0- 0	0- 0	0- 2				
3- 6	0- 2	0- 0	NON-CONFERENCE	0- 0	1- 1	2- 3				
0- 1	0- 0	0- 0	HOME	0- 0	0- 0	0- 1				
3- 4	0- 2	0- 0	AWAY	0- 0	1- 1	2- 1				
0- 1	0- 0	0- 0	NEUTRAL	0- 0	0- 0	0- 1				
14- 5	0- 0	0- 0	CONFERENCE	1- 0	1- 2	12- 3				
7- 2	0- 0	0- 0	HOME	0- 0	1- 1	6- 1				
7- 2	0- 0	0- 0	AWAY	1- 0	0- 1	6- 1				
0- 1	0- 0	0- 0	NEUTRAL	0- 0	0- 0	0- 1				

RPI 1-25				RPI 26-50				RPI 51-100				RPI 101+ Team's RPI: 142			
RPI	S	Opponent	Score	RPI	S	Opponent	Score	RPI	S	Opponent	Score	RPI	S	Opponent	Score
5	A	Duke	45 84					60	A	Liberty	51 49	112	A	North Carolina St.	30 76
19	A	Georgia	38 66									120	A	UCF	53 49
												141	H	High Point	71 69
												143	A	Winthrop	50 78
												143	H	Winthrop	42 77
												158	A	Campbell	68 62
												158	H	Campbell	62 51
												159	H	South Carolina St.	55 60
												187	A	Eastern Ky.	43 61
												198	A	Clemson	49 46
												214	A	Longwood	76 72
												214	H	Longwood	71 62
												216	A	Radford	57 40
												216	H	Radford	31 49
												216	N	Radford	38 41
												255	N	Marshall	51 59
												289	A	Coastal Caro.	65 54
												289	H	Coastal Caro.	50 30
												302	A	Gardner-Webb	38 55
												302	H	Gardner-Webb	57 48
												327	A	Charleston So.	79 61
												327	H	Charleston So.	58 57
												339	A	N.C. Central	49 37
												341	A	UNC Asheville	56 49
												341	H	UNC Asheville	71 40
LAST 12 Division I GAMES:															
216	N	Radford	38 41	289	A	Coastal Caro.	65 54								
214	A	Longwood	76 72	302	A	Gardner-Webb	38 55								
216	A	Radford	57 40	341	H	UNC Asheville	71 40								
141	H	High Point	71 69	143	H	Winthrop	42 77								
158	H	Campbell	62 51	302	H	Gardner-Webb	57 48								
327	A	Charleston So.	79 61	143	A	Winthrop	50 78								

Non-Div I Games: Brevard 69 46 Southern Wesleyan 62 50

Presbyterian

Loss, Non-Conf, S Site, H Home A Away N Neutral

Average RPI Win:	198	WON-LOST	WINNING	LAST 12	STRENGTH OF	OPP. STRENGTH	TEAM	ADJ.	CONF.	ADJ CONF.
Average RPI Loss:	36	RECORD	PCT. RANK	GAMES	SCHEDULE	OF SCHEDULE	RPI	RPI	RPI	RPI
DIV. I ONLY	22- 6	27	11- 1	76	140	27	27	19	19	
DIV. I NON-CONF.	9- 5	98	0- 0	10	21	19	19	18	18	
TOTALS	RPI 1-25	RPI 26-50	W-L RECORDS	RPI 51-100	RPI 101-150	RPI 150+				
22- 6	0- 2	1- 3	OVERALL	4- 1	2- 0	15- 0				
13- 0	0- 0	0- 0	HOME	3- 0	2- 0	8- 0				
9- 6	0- 2	1- 3	AWAY	1- 1	0- 0	7- 0				
0- 0	0- 0	0- 0	NEUTRAL	0- 0	0- 0	0- 0				
9- 5	0- 2	1- 3	NON-CONFERENCE	3- 0	2- 0	3- 0				
6- 0	0- 0	0- 0	HOME	2- 0	2- 0	2- 0				
3- 5	0- 2	1- 3	AWAY	1- 0	0- 0	1- 0				
0- 0	0- 0	0- 0	NEUTRAL	0- 0	0- 0	0- 0				
13- 1	0- 0	0- 0	CONFERENCE	1- 1	0- 0	12- 0				
7- 0	0- 0	0- 0	HOME	1- 0	0- 0	6- 0				
6- 1	0- 0	0- 0	AWAY	0- 1	0- 0	6- 0				
0- 0	0- 0	0- 0	NEUTRAL	0- 0	0- 0	0- 0				

RPI 1-25				RPI 26-50				Team's RPI: 27	RPI 51-100				RPI 101+			
RPI	S	Opponent	Score	RPI	S	Opponent	Score		RPI	S	Opponent	Score	RPI	S	Opponent	Score
11	A	UCLA	52 65	26	A	DePaul	75 86		66	A	Illinois St.	67 50	102	H	Navy	70 50
18	A	Delaware	58 59	28	A	Villanova	54 61		83	H	Drexel	74 59	140	H	Hofstra	84 54
				32	A	Saint Joseph's	69 59		85	H	Rutgers	71 55	164	A	Yale	99 53
				43	A	Marist	45 56		90	A	Harvard	55 58	164	H	Yale	77 44
									90	H	Harvard	67 51	190	A	Penn	60 44
													190	H	Penn	77 47
													197	H	Rider	88 42
													226	A	UC Riverside	72 68
													263	A	Dartmouth	68 60
													263	H	Dartmouth	77 65
													265	A	Cornell	77 46
													265	H	Cornell	59 34
													288	H	UMBC	93 46
													301	A	Brown	68 37
													301	H	Brown	80 51
													336	A	Columbia	87 41
													336	H	Columbia	98 36
LAST 12 Division I GAMES:																
190	A	Penn	60 44	336	H	Columbia	98 36									
301	H	Brown	80 51	90	H	Harvard	67 51									
164	H	Yale	77 44	263	H	Dartmouth	77 65									
263	A	Dartmouth	68 60	164	A	Yale	99 53									
90	A	Harvard	55 58	301	A	Brown	68 37									
265	H	Cornell	59 34	336	A	Columbia	87 41									

Non-Div I Games:

Princeton

Providence

Through Games Of Sunday, March 17, 2013

Average RPI Win:	206	WON-LOST	WINNING	LAST 12	STRENGTH OF	OPP. STRENGTH	TEAM	ADJ.	CONF.	ADJ CONF.
Average RPI Loss:	76	RECORD	PCT. RANK	GAMES	SCHEDULE	OF SCHEDULE	RPI	RPI	RPI	RPI
DIV. I ONLY	7- 23	310	1- 11	40	53	207	207	4	4	
DIV. I NON-CONF.	5- 8	220	0- 0	136	173	214	214	3	3	
TOTALS	RPI 1-25	RPI 26-50	W-L RECORDS	RPI 51-100	RPI 101-150	RPI 150+				
7- 23	0- 5	1- 4	OVERALL	0- 9	1- 1	5- 4				
4- 10	0- 3	1- 1	HOME	0- 4	1- 1	2- 1				
1- 11	0- 2	0- 3	AWAY	0- 4	0- 0	1- 2				
2- 2	0- 0	0- 0	NEUTRAL	0- 1	0- 0	2- 1				
5- 8	0- 1	0- 0	NON-CONFERENCE	0- 4	1- 1	4- 2				
3- 3	0- 0	0- 0	HOME	0- 1	1- 1	2- 1				
0- 4	0- 1	0- 0	AWAY	0- 3	0- 0	0- 0				
2- 1	0- 0	0- 0	NEUTRAL	0- 0	0- 0	2- 1				
2- 15	0- 4	1- 4	CONFERENCE	0- 5	0- 0	1- 2				
1- 7	0- 3	1- 1	HOME	0- 3	0- 0	0- 0				
1- 7	0- 1	0- 3	AWAY	0- 1	0- 0	1- 2				
0- 1	0- 0	0- 0	NEUTRAL	0- 1	0- 0	0- 0				

RPI S	Opponent	Score	RPI S	Opponent	Score	RPI S	Opponent	Score	RPI S	Opponent	Score	Team's RPI: 207
2	A Notre Dame	44 89	26	A DePaul	67 79	56	H South Fla.	54 82	113	H Akron	78 81	
2	H Notre Dame	57 92	28	A Villanova	38 72	68	H Marquette	70 81	126	H Iona	70 58	
4	H Connecticut	49 105	28	H Villanova	65 60	77	H Georgetown	64 79	160	H Arizona St.	58 67	
18	A Delaware	46 64	33	A Syracuse	59 75	77	N Georgetown	61 81	181	A Cincinnati	45 64	
22	H Louisville	62 70	39	H St. John's (NY)	51 65	83	H Drexel	50 60	198	N Clemson	47 62	
						85	A Rutgers	61 87	199	A Seton Hall	56 72	
						90	A Harvard	59 73	220	N Colorado St.	71 53	
						98	A Hartford	39 66	228	N Lafayette	66 54	
						100	A Virginia	42 61	241	A Pittsburgh	85 83	
									295	H Vermont	92 76	
									304	H Rhode Island	78 52	
LAST 12 Division I GAMES:												
77	N Georgetown	61 81	4	H Connecticut	49 105							
28	A Villanova	38 72	56	H South Fla.	54 82							
2	H Notre Dame	57 92	241	A Pittsburgh	85 83							
68	H Marquette	70 81	33	A Syracuse	59 75							
181	A Cincinnati	45 64	39	H St. John's (NY)	51 65							
199	A Seton Hall	56 72	2	A Notre Dame	44 89							

Non-Div I Games:

Providence

Loss, Non-Conf, S Site, H Home A Away N Neutral

Average RPI Win: 114		WON-LOST	WINNING	LAST 12	STRENGTH OF		OPP. STRENGTH	TEAM	ADJ.	CONF.	ADJ CONF.
Average RPI Loss: 44		RECORD	PCT. RANK	GAMES	SCHEDULE		OF SCHEDULE	RPI	RPI	RPI	RPI
DIV. I ONLY		24- 8	40	7- 5	15		25	14	14	2	2
DIV. I NON-CONF.		11- 2	23	0- 0	26		42	9	9	2	2
<hr/>											
TOTALS	RPI 1-25	RPI 26-50		W-L RECORDS		RPI 51-100		RPI 101-150		RPI 150+	
24- 8	4- 4	2- 3		OVERALL		6- 0		5- 0		7- 1	
10- 3	0- 1	1- 2		HOME		4- 0		2- 0		3- 0	
9- 4	2- 2	0- 1		AWAY		2- 0		2- 0		3- 1	
5- 1	2- 1	1- 0		NEUTRAL		0- 0		1- 0		1- 0	
11- 2	0- 2	2- 0		NON-CONFERENCE		1- 0		2- 0		6- 0	
5- 0	0- 0	1- 0		HOME		1- 0		1- 0		2- 0	
4- 1	0- 1	0- 0		AWAY		0- 0		1- 0		3- 0	
2- 1	0- 1	1- 0		NEUTRAL		0- 0		0- 0		1- 0	
13- 6	4- 2	0- 3		CONFERENCE		5- 0		3- 0		1- 1	
5- 3	0- 1	0- 2		HOME		3- 0		1- 0		1- 0	
5- 3	2- 1	0- 1		AWAY		2- 0		1- 0		0- 1	
3- 0	2- 0	0- 0		NEUTRAL		0- 0		1- 0		0- 0	

RPI	S	Opponent	Score	RPI	S	Opponent	Score	RPI	S	Opponent	Score	RPI	S	Opponent	Score
2	A	Notre Dame	47 74	35	H	Michigan	56 67	64	H	Ohio St.	82 75	104	H	Northwestern	77 73
4	N	Connecticut	57 91	43	N	Marist	71 50	80	A	Illinois	67 66	106	A	UT Martin	68 60
6	A	Penn St.	61 69	44	A	Iowa	46 62	80	H	Illinois	76 65	108	H	Bowling Green	59 45
16	A	Nebraska	69 66	44	H	Iowa	52 72	84	A	Minnesota	75 63	124	A	Wisconsin	58 48
16	N	Nebraska	77 64	50	H	Central Mich.	87 71	84	H	Minnesota	75 67	124	N	Wisconsin	74 62
23	A	Michigan St.	67 62					99	H	Georgia Tech	85 73	151	H	IUPUI	78 53
23	H	Michigan St.	61 68									163	N	Wake Forest	67 53
23	N	Michigan St.	62 47									189	A	SIU Edwardsville	66 51
												191	A	Indiana	61 62
												191	H	Indiana	59 42
												245	A	IPFW	69 54
												270	H	USC Upstate	82 47
												293	A	Oakland	77 46
LAST 12 Division I GAMES:															
23	N	Michigan St.	62 47	191	A	Indiana	61 62								
16	N	Nebraska	77 64	44	H	Iowa	52 72								
124	N	Wisconsin	74 62	124	A	Wisconsin	58 48								
80	H	Illinois	76 65	35	H	Michigan	56 67								
23	H	Michigan St.	61 68	6	A	Penn St.	61 69								
84	A	Minnesota	75 63	191	H	Indiana	59 42								

Non-Div I Games:

Purdue

Average RPI Win:	208	WON-LOST	WINNING	LAST 12	STRENGTH OF	OPP. STRENGTH	TEAM	ADJ.	CONF.	ADJ CONF.
Average RPI Loss:	99	RECORD	PCT. RANK	GAMES	SCHEDULE	OF SCHEDULE	RPI	RPI	RPI	RPI
DIV. I ONLY	30- 2	4	12- 0	245	191	40	40	24	24	
DIV. I NON-CONF.	9- 2	34	0- 0	191	81	51	51	22	22	
TOTALS	RPI 1-25	RPI 26-50	W-L RECORDS	RPI 51-100	RPI 101-150	RPI 150+				
30- 2	0- 0	1- 0	OVERALL	1- 2	6- 0	22- 0				
15- 0	0- 0	1- 0	HOME	0- 0	4- 0	10- 0				
12- 1	0- 0	0- 0	AWAY	1- 0	2- 0	9- 0				
3- 1	0- 0	0- 0	NEUTRAL	0- 1	0- 0	3- 0				
9- 2	0- 0	1- 0	NON-CONFERENCE	1- 2	1- 0	6- 0				
3- 0	0- 0	1- 0	HOME	0- 0	1- 0	1- 0				
3- 1	0- 0	0- 0	AWAY	1- 1	0- 0	2- 0				
3- 1	0- 0	0- 0	NEUTRAL	0- 1	0- 0	3- 0				
21- 0	0- 0	0- 0	CONFERENCE	0- 0	5- 0	16- 0				
12- 0	0- 0	0- 0	HOME	0- 0	3- 0	9- 0				
9- 0	0- 0	0- 0	AWAY	0- 0	2- 0	7- 0				
0- 0	0- 0	0- 0	NEUTRAL	0- 0	0- 0	0- 0				

RPI	S	Opponent	Score
RPI 1-25			
39	H	St. John's (NY)	75 72
<div>Team's RPI: 40</div>			
RPI	S	Opponent	Score
71	A	James Madison	65 60
98	A	Hartford	61 67
99	N	Georgia Tech	57 74
RPI 26-50			
RPI 51-100			
RPI 101+			
107	A	Saint Francis (PA)	85 69
107	H	Saint Francis (PA)	61 50
107	H	Saint Francis (PA)	72 33
117	A	Sacred Heart	67 62
117	H	Sacred Heart	74 45
147	H	Holy Cross	61 49
164	A	Yale	89 62
165	N	Northeastern	83 72
197	N	Rider	72 57
200	H	Monmouth	72 45
202	A	Mt. St. Mary's	78 55
202	H	Mt. St. Mary's	63 56
203	A	Central Conn. St.	63 53
203	H	Central Conn. St.	82 73
238	N	New Hampshire	60 53
247	A	Bryant	85 62
247	H	Bryant	79 55
247	H	Bryant	74 61
261	A	St. Francis Brooklyn	73 54
261	H	St. Francis Brooklyn	73 52
264	H	Fairleigh Dickinson	66 39
277	A	Robert Morris	61 52
277	H	Robert Morris	60 46
300	A	Massachusetts	81 72
304	H	Rhode Island	76 60
317	A	LIU Brooklyn	66 45
LAST 12 Division I GAMES:			
107	H	Saint Francis (PA)	72 33
202	H	Mt. St. Mary's	63 56
247	H	Bryant	79 55
261	A	St. Francis Brooklyn	73 54
317	A	LIU Brooklyn	66 45
247	H	Bryant	74 61
117	A	Sacred Heart	67 62
200	H	Monmouth	72 45
277	H	Robert Morris	60 46
107	H	Saint Francis (PA)	61 50
203	A	Central Conn. St.	63 53
202	A	Mt. St. Mary's	78 55

Non-Div I Games:

Quinnipiac

Loss, Non-Conf, S Site, H Home A Away N Neutral

RPI	S	Opponent	Score	
317	H	LIU Brooklyn	67	60
331	A	Wagner	74	56

Q
u
i
n
n
i
p
i
a
c

Q
u
i
n
n
i
p
i
a
c

Quinnipiac

Average RPI Win:	274	WON-LOST	WINNING	LAST 12	STRENGTH OF	OPP. STRENGTH	TEAM	ADJ.	CONF.	ADJ CONF.
Average RPI Loss:	150	RECORD	PCT. RANK	GAMES	SCHEDULE	OF SCHEDULE	RPI	RPI	RPI	RPI
DIV. I ONLY	15- 14	153	5- 7	312	261	216	216	27	27	
DIV. I NON-CONF.	4- 4	160	0- 0	335	113	224	224	28	28	
TOTALS	RPI 1-25	RPI 26-50	W-L RECORDS	RPI 51-100	RPI 101-150	RPI 150+				
15- 14	0- 1	0- 0	OVERALL	0- 3	3- 3	12- 7				
6- 5	0- 0	0- 0	HOME	0- 1	0- 2	6- 2				
6- 8	0- 1	0- 0	AWAY	0- 2	2- 1	4- 4				
3- 1	0- 0	0- 0	NEUTRAL	0- 0	1- 0	2- 1				
4- 4	0- 1	0- 0	NON-CONFERENCE	0- 1	0- 0	4- 2				
2- 0	0- 0	0- 0	HOME	0- 0	0- 0	2- 0				
1- 4	0- 1	0- 0	AWAY	0- 1	0- 0	1- 2				
1- 0	0- 0	0- 0	NEUTRAL	0- 0	0- 0	1- 0				
11- 10	0- 0	0- 0	CONFERENCE	0- 2	3- 3	8- 5				
4- 5	0- 0	0- 0	HOME	0- 1	0- 2	4- 2				
5- 4	0- 0	0- 0	AWAY	0- 1	2- 1	3- 2				
2- 1	0- 0	0- 0	NEUTRAL	0- 0	1- 0	1- 1				

RPI 1-25				RPI 26-50				RPI 51-100				RPI 101+ Team's RPI: 216			
RPI	S	Opponent	Score	RPI	S	Opponent	Score	RPI	S	Opponent	Score	RPI	S	Opponent	Score
15	A	North Carolina	44 64					51	A	Miami (FL)	58 75	141	A	High Point	64 55
								60	A	Liberty	60 69	141	H	High Point	57 65
								60	H	Liberty	65 67	142	A	Presbyterian	49 31
												142	H	Presbyterian	40 57
												142	N	Presbyterian	41 38
												143	A	Winthrop	62 67
												158	A	Campbell	77 83
												158	H	Campbell	52 66
												198	A	Clemson	55 74
												214	A	Longwood	60 46
												214	H	Longwood	49 57
												214	N	Longwood	51 54
												255	A	Marshall	63 65
												282	H	William & Mary	72 55
												289	A	Coastal Caro.	51 52
												289	H	Coastal Caro.	68 50
												302	A	Gardner-Webb	72 69
												302	H	Gardner-Webb	70 64
												314	A	UNC Greensboro	76 64
												315	N	Southern Ill.	85 62
												325	H	Norfolk St.	73 50
												327	A	Charleston So.	64 57
												327	H	Charleston So.	71 60
												341	H	UNC Asheville	66 54
												341	N	UNC Asheville	56 39
LAST 12 Division I GAMES:															
				214	N	Longwood	51 54	60	A	Liberty	60 69				
				142	N	Presbyterian	41 38	214	A	Longwood	60 46				
				341	N	UNC Asheville	56 39	141	H	High Point	57 65				
				302	H	Gardner-Webb	70 64	158	H	Campbell	52 66				
				142	H	Presbyterian	40 57	289	A	Coastal Caro.	51 52				
				143	A	Winthrop	62 67	327	A	Charleston So.	64 57				

Non-Div I Games: Bluefield Col. 70 40

Radford

■ Loss,
 ■ Non-Conf, S Site,
 ■ Home
 ■ Away
 N Neutral

Rhode Island

Through Games Of Sunday, March 17, 2013

Average RPI Win:	295	WON-LOST	WINNING	LAST 12	STRENGTH OF	OPP. STRENGTH	TEAM	ADJ.	CONF.	ADJ CONF.
Average RPI Loss:	137	RECORD	PCT. RANK	GAMES	SCHEDULE	OF SCHEDULE	RPI	RPI	RPI	RPI
DIV. I ONLY	5- 23	323	1- 11	140	173	304	304	9	9	
DIV. I NON-CONF.	4- 10	269	0- 0	139	331	263	263	8	8	
TOTALS	RPI 1-25	RPI 26-50	W-L RECORDS	RPI 51-100	RPI 101-150	RPI 150+				
5- 23	0- 2	0- 2	OVERALL	0- 5	0- 3	5- 11				
3- 11	0- 2	0- 1	HOME	0- 4	0- 1	3- 3				
0- 11	0- 0	0- 1	AWAY	0- 0	0- 2	0- 8				
2- 1	0- 0	0- 0	NEUTRAL	0- 1	0- 0	2- 0				
4- 10	0- 1	0- 1	NON-CONFERENCE	0- 3	0- 0	4- 5				
2- 5	0- 1	0- 0	HOME	0- 2	0- 0	2- 2				
0- 4	0- 0	0- 1	AWAY	0- 0	0- 0	0- 3				
2- 1	0- 0	0- 0	NEUTRAL	0- 1	0- 0	2- 0				
1- 13	0- 1	0- 1	CONFERENCE	0- 2	0- 3	1- 6				
1- 6	0- 1	0- 1	HOME	0- 2	0- 1	1- 1				
0- 7	0- 0	0- 0	AWAY	0- 0	0- 2	0- 5				
0- 0	0- 0	0- 0	NEUTRAL	0- 0	0- 0	0- 0				

RPI 1-25				RPI 26-50				RPI 51-100				RPI 101+ Team's RPI: 304			
RPI	S	Opponent	Score	RPI	S	Opponent	Score	RPI	S	Opponent	Score	RPI	S	Opponent	Score
13	H	Dayton	48 74	32	H	Saint Joseph's	51 78	53	H	Charlotte	42 53	103	H	Richmond	50 60
18	H	Delaware	40 57	40	A	Quinnipiac	60 76	57	H	Boston U.	29 54	122	A	Temple	45 56
								70	H	Fordham	42 51	123	A	Butler	45 60
								83	N	Drexel	43 55	154	A	George Washington	43 57
								90	H	Harvard	56 63	165	A	Northeastern	53 94
												201	H	Saint Louis	48 67
												203	H	Central Conn. St.	49 57
												207	A	Providence	52 78
												210	A	La Salle	46 72
												212	A	Xavier	40 59
												215	A	St. Bonaventure	28 48
												218	A	VCU	46 55
												247	H	Bryant	65 50
												256	H	Siena	47 39
												272	A	NJIT	44 48
												300	H	Massachusetts	45 42
												301	H	Brown	51 55
												326	N	Maine	51 38
												344	N	Houston Baptist	59 36
LAST 12 Division I GAMES:															
218	A	VCU	46 55	122	A	Temple	45 56								
103	H	Richmond	50 60	123	A	Butler	45 60								
201	H	Saint Louis	48 67	32	H	Saint Joseph's	51 78								
70	H	Fordham	42 51	154	A	George Washington	43 57								
300	H	Massachusetts	45 42	215	A	St. Bonaventure	28 48								
212	A	Xavier	40 59	13	H	Dayton	48 74								

Non-Div I Games: Rhode Island Col. 89 60

Rhode Island

■ Loss,
 ■ Non-Conf, S Site,
 ■ Home
 ■ Away
 N Neutral

Average RPI Win:	190	WON-LOST	WINNING	LAST 12	STRENGTH OF	OPP. STRENGTH	TEAM	ADJ.	CONF.	ADJ CONF.
Average RPI Loss:	95	RECORD	PCT. RANK	GAMES	SCHEDULE	OF SCHEDULE	RPI	RPI	RPI	RPI
DIV. I ONLY	14- 16	180	5- 7	52	110	130	130	8	8	
DIV. I NON-CONF.	8- 5	114	0- 0	54	204	79	79	10	10	
TOTALS	RPI 1-25	RPI 26-50	W-L RECORDS	RPI 51-100	RPI 101-150	RPI 150+				
14- 16	0- 3	0- 0	OVERALL	3- 8	3- 1	8- 4				
12- 4	0- 1	0- 0	HOME	2- 2	3- 0	7- 1				
2- 11	0- 2	0- 0	AWAY	1- 5	0- 1	1- 3				
0- 1	0- 0	0- 0	NEUTRAL	0- 1	0- 0	0- 0				
8- 5	0- 3	0- 0	NON-CONFERENCE	0- 1	1- 0	7- 1				
7- 1	0- 1	0- 0	HOME	0- 0	1- 0	6- 0				
1- 4	0- 2	0- 0	AWAY	0- 1	0- 0	1- 1				
0- 0	0- 0	0- 0	NEUTRAL	0- 0	0- 0	0- 0				
6- 11	0- 0	0- 0	CONFERENCE	3- 7	2- 1	1- 3				
5- 3	0- 0	0- 0	HOME	2- 2	2- 0	1- 1				
1- 7	0- 0	0- 0	AWAY	1- 4	0- 1	0- 2				
0- 1	0- 0	0- 0	NEUTRAL	0- 1	0- 0	0- 0				

RPI 1-25				RPI 26-50				RPI 51-100				RPI 101+ Team's RPI: 130			
RPI	S	Opponent	Score	RPI	S	Opponent	Score	RPI	S	Opponent	Score	RPI	S	Opponent	Score
1	H	Baylor	49 89					65	A	UALR	48 76	120	H	UCF	66 49
7	A	Tennessee	48 101					69	A	SMU	51 73	127	H	UAB	61 53
10	A	Texas A&M	57 80					69	H	SMU	58 46	128	A	Memphis	60 64
								82	A	East Carolina	41 60	137	H	Lamar	62 56
								87	A	Tulane	45 61	153	H	McNeese St.	60 51
								87	H	Tulane	65 69	166	A	Tennessee Tech	65 78
								91	A	UTEP	62 59	176	A	Southern Miss.	57 76
								91	H	UTEP	48 49	184	A	Houston	59 69
								94	A	Tulsa	45 49	184	H	Houston	51 53
								94	H	Tulsa	56 53	195	H	Prairie View	57 42
								94	N	Tulsa	52 74	206	H	Stephen F. Austin	60 41
												243	H	UTSA	43 41
												255	H	Marshall	71 61
												303	A	Texas St.	73 61
												320	H	Tex.-Pan American	75 54
												343	H	Chicago St.	68 42
LAST 12 Division I GAMES:															
		94	N	Tulsa	52	74		94	A	Tulsa	45	49			
		69	H	SMU	58	46		87	A	Tulane	45	61			
		184	A	Houston	59	69		184	H	Houston	51	53			
		91	A	UTEP	62	59		127	H	UAB	61	53			
		255	H	Marshall	71	61		128	A	Memphis	60	64			
		120	H	UCF	66	49		176	A	Southern Miss.	57	76			

Non-Div I Games:

Rice

■ Loss,
 ■ Non-Conf, S Site,
 ■ Home
 ■ Away
 N Neutral

Average RPI Win: 187		WON-LOST	WINNING	LAST 12	STRENGTH OF		OPP. STRENGTH	TEAM	ADJ.	CONF.	ADJ CONF.
Average RPI Loss: 86		RECORD	PCT. RANK	GAMES	SCHEDULE	OF SCHEDULE	RPI	RPI	RPI	RPI	
DIV. I ONLY		16- 15	156	5- 7	68	95	103	103	9	9	
DIV. I NON-CONF.		9- 6	125	0- 0	24	127	54	54	8	8	
TOTALS		RPI 1-25	RPI 26-50		W-L RECORDS		RPI 51-100	RPI 101-150	RPI 150+		
16- 15	0- 2	0- 2		OVERALL		3- 6	4- 1	9- 4			
9- 5	0- 1	0- 0		HOME		0- 3	3- 0	6- 1			
5- 8	0- 0	0- 2		AWAY		1- 3	1- 1	3- 2			
2- 2	0- 1	0- 0		NEUTRAL		2- 0	0- 0	0- 1			
9- 6	0- 1	0- 0		NON-CONFERENCE		3- 4	3- 0	3- 1			
4- 2	0- 0	0- 0		HOME		0- 2	3- 0	1- 0			
3- 3	0- 0	0- 0		AWAY		1- 2	0- 0	2- 1			
2- 1	0- 1	0- 0		NEUTRAL		2- 0	0- 0	0- 0			
7- 9	0- 1	0- 2		CONFERENCE		0- 2	1- 1	6- 3			
5- 3	0- 1	0- 0		HOME		0- 1	0- 0	5- 1			
2- 5	0- 0	0- 2		AWAY		0- 1	1- 1	1- 1			
0- 1	0- 0	0- 0		NEUTRAL		0- 0	0- 0	0- 1			

RPI 1-25				RPI 26-50				RPI 51-100				RPI 101+				Team's RPI: 103	
RPI	S	Opponent	Score	RPI	S	Opponent	Score	RPI	S	Opponent	Score	RPI	S	Opponent	Score		
13	H	Dayton	64 72	32	A	Saint Joseph's	62 82	51	H	Miami (FL)	63 69	102	H	Navy	65 59		
21	N	Green Bay	48 79	36	A	Duquesne	54 59	52	H	FGCU	62 70	122	A	Temple	48 61		
								53	H	Charlotte	55 64	123	A	Butler	68 44		
								54	N	Wichita St.	49 46	138	H	N.C. A&T	76 63		
								57	A	Boston U.	61 70	144	H	Virginia Tech	65 51		
								70	A	Fordham	40 47	154	A	George Washington	54 57		
								71	A	James Madison	70 66	154	N	George Washington	53 59		
								84	N	Minnesota	58 46	173	A	Col. of Charleston	74 82		
								98	A	Hartford	54 59	201	H	Saint Louis	49 52		
												210	H	La Salle	67 62		
												212	H	Xavier	73 63		
												214	H	Longwood	71 61		
												215	H	St. Bonaventure	51 46		
												218	H	VCU	66 62		
												286	A	UNC Wilmington	53 42		
												300	H	Massachusetts	81 63		
												304	A	Rhode Island	60 50		
												314	A	UNC Greensboro	104 69		
LAST 12 Division I GAMES:																	
154	N	George Washington	53 59	36	A	Duquesne	54 59	51	H	Miami (FL)	63 69	102	H	Navy	65 59		
53	H	Charlotte	55 64	154	A	George Washington	54 57	52	H	FGCU	62 70	122	A	Temple	48 61		
304	A	Rhode Island	60 50	13	H	Dayton	64 72	53	H	Charlotte	55 64	123	A	Butler	68 44		
123	A	Butler	68 44	122	A	Temple	48 61	54	N	Wichita St.	49 46	138	H	N.C. A&T	76 63		
218	H	VCU	66 62	212	H	Xavier	73 63	57	A	Boston U.	61 70	144	H	Virginia Tech	65 51		
300	H	Massachusetts	81 63	201	H	Saint Louis	49 52	70	A	Fordham	40 47	154	A	George Washington	54 57		

Non-Div I Games:

Richmond

■ Loss, ■ Non-Conf, S Site, H Home A Away N Neutral

Average RPI Win:	254	WON-LOST	WINNING	LAST 12	STRENGTH OF	OPP. STRENGTH	TEAM	ADJ.	CONF.	ADJ CONF.
Average RPI Loss:	172	RECORD	PCT. RANK	GAMES	SCHEDULE	OF SCHEDULE	RPI	RPI	RPI	RPI
DIV. I ONLY	15- 15	160	7- 5	215	310	197	197	26	26	
DIV. I NON-CONF.	5- 6	190	0- 0	126	328	167	167	23	23	
TOTALS	RPI 1-25	RPI 26-50	W-L RECORDS	RPI 51-100	RPI 101-150	RPI 150+				
15- 15	0- 0	0- 4	OVERALL	0- 0	0- 2	15- 9				
6- 7	0- 0	0- 1	HOME	0- 0	0- 1	6- 5				
9- 6	0- 0	0- 2	AWAY	0- 0	0- 1	9- 3				
0- 2	0- 0	0- 1	NEUTRAL	0- 0	0- 0	0- 1				
5- 6	0- 0	0- 2	NON-CONFERENCE	0- 0	0- 0	5- 4				
1- 3	0- 0	0- 0	HOME	0- 0	0- 0	1- 3				
4- 2	0- 0	0- 1	AWAY	0- 0	0- 0	4- 1				
0- 1	0- 0	0- 1	NEUTRAL	0- 0	0- 0	0- 0				
10- 9	0- 0	0- 2	CONFERENCE	0- 0	0- 2	10- 5				
5- 4	0- 0	0- 1	HOME	0- 0	0- 1	5- 2				
5- 4	0- 0	0- 1	AWAY	0- 0	0- 1	5- 2				
0- 1	0- 0	0- 0	NEUTRAL	0- 0	0- 0	0- 1				

RPI 1-25			RPI 26-50			RPI 51-100			RPI 101+ Team's RPI: 197		
RPI	S	Opponent	Score	RPI	S	Opponent	Score	RPI	S	Opponent	Score
				27	A	Princeton	42 88	126	A	Iona	58 88
				40	N	Quinnipiac	57 72	126	H	Iona	63 76
				43	A	Marist	44 69	157	H	Army	66 60
				43	H	Marist	47 62	193	A	Fairfield	69 57
								193	H	Fairfield	55 44
								202	H	Mt. St. Mary's	67 70
								203	A	Central Conn. St.	61 62
								223	A	Stony Brook	62 50
								228	A	Lafayette	68 64
								232	A	Niagara	58 62
								232	H	Niagara	59 64
								232	N	Niagara	54 59
								234	A	Loyola Maryland	81 74
								234	H	Loyola Maryland	56 41
								241	A	Pittsburgh	65 48
								256	A	Siena	73 61
								256	H	Siena	72 52
								261	H	St. Francis Brooklyn	55 58
								268	A	Canisius	68 75
								268	H	Canisius	50 51
								272	H	NJIT	51 53
								301	A	Brown	57 47
								313	A	Manhattan	48 41
								313	H	Manhattan	60 57
								333	A	Saint Peter's	73 58
								333	H	Saint Peter's	74 51
LAST 12 Division I GAMES:											
				232	N	Niagara	54 59	256	A	Siena	73 61
				126	H	Iona	63 76	126	A	Iona	58 88
				256	H	Siena	72 52	193	H	Fairfield	55 44
				333	A	Saint Peter's	73 58	232	H	Niagara	59 64
				43	A	Marist	44 69	313	H	Manhattan	60 57
				234	H	Loyola Maryland	56 41	333	H	Saint Peter's	74 51
								193	A	Fairfield	69 57

Non-Div I Games:

Rider

■ Loss,
 ■ Non-Conf,
 ■ S Site,
 ■ Home
 ■ A Away
 N Neutral

Average RPI Win:	249	WON-LOST	WINNING	LAST 12	STRENGTH OF	OPP. STRENGTH	TEAM	ADJ.	CONF.	ADJ CONF.
Average RPI Loss:	154	RECORD	PCT. RANK	GAMES	SCHEDULE	OF SCHEDULE	RPI	RPI	RPI	RPI
DIV. I ONLY	7- 22	307	4- 8	140	224	277	277	24	24	
DIV. I NON-CONF.	1- 10	325	0- 0	135	119	281	281	22	22	
TOTALS	RPI 1-25	RPI 26-50	W-L RECORDS	RPI 51-100	RPI 101-150	RPI 150+				
7- 22	0- 1	0- 5	OVERALL	0- 1	1- 3	6- 12				
5- 7	0- 0	0- 2	HOME	0- 0	1- 1	4- 4				
2- 15	0- 0	0- 0	AWAY	0- 0	0- 0	2- 2				
0- 0	0- 0	0- 0	NEUTRAL	0- 0	0- 0	0- 0				
1- 10	0- 1	0- 3	NON-CONFERENCE	0- 1	0- 0	1- 5				
0- 3	0- 0	0- 1	HOME	0- 0	0- 0	0- 2				
1- 7	0- 1	0- 2	AWAY	0- 1	0- 0	1- 3				
0- 0	0- 0	0- 0	NEUTRAL	0- 0	0- 0	0- 0				
6- 12	0- 0	0- 2	CONFERENCE	0- 0	1- 3	5- 7				
5- 4	0- 0	0- 1	HOME	0- 0	1- 1	4- 2				
1- 8	0- 0	0- 1	AWAY	0- 0	0- 2	1- 5				
0- 0	0- 0	0- 0	NEUTRAL	0- 0	0- 0	0- 0				

RPI 1-25				RPI 26-50				RPI 51-100				RPI 101+ Team's RPI: 277			
RPI	S	Opponent	Score	RPI	S	Opponent	Score	RPI	S	Opponent	Score	RPI	S	Opponent	Score
23	A	Michigan St.	35 68	36	H	Duquesne	47 61	84	A	Minnesota	60 82	107	A	Saint Francis (PA)	63 72
				40	A	Quinnipiac	46 60					107	H	Saint Francis (PA)	67 53
				40	H	Quinnipiac	52 61					117	A	Sacred Heart	52 59
				44	A	Iowa	44 58					117	H	Sacred Heart	66 70
				50	A	Central Mich.	56 96					174	A	Miami (OH)	56 70
												200	A	Monmouth	47 58
												200	H	Monmouth	48 60
												202	H	Mt. St. Mary's	61 59
												203	A	Central Conn. St.	60 69
												203	H	Central Conn. St.	65 48
												219	A	Coppin St.	52 59
												223	H	Stony Brook	48 56
												232	H	Niagara	59 63
												237	A	Colgate	55 71
												247	A	Bryant	56 61
												247	H	Bryant	71 69
												261	A	St. Francis Brooklyn	63 67
												264	A	Fairleigh Dickinson	68 80
												264	H	Fairleigh Dickinson	62 64
												317	A	LIU Brooklyn	47 41
												331	H	Wagner	57 39
												338	A	Kent St.	60 51
LAST 12 Division I GAMES:															
				247	A	Bryant	56 61					107	H	Saint Francis (PA)	67 53
				203	A	Central Conn. St.	60 69					331	H	Wagner	57 39
				200	H	Monmouth	48 60					261	A	St. Francis Brooklyn	63 67
				264	H	Fairleigh Dickinson	62 64					317	A	LIU Brooklyn	47 41
				40	A	Quinnipiac	46 60					107	A	Saint Francis (PA)	63 72
				117	A	Sacred Heart	52 59					202	H	Mt. St. Mary's	61 59

Non-Div I Games:

Robert Morris

■ Loss,
■ Non-Conf,
■ S Site,
■ H Home
■ A Away
N Neutral

REGULAR SEASON				THROUGH GAMES OF SUNDAY, MARCH 17, 2019						
Average RPI Win:	155	WON-LOST	WINNING	LAST 12	STRENGTH OF	OPP. STRENGTH	TEAM	ADJ.	CONF.	ADJ CONF.
Average RPI Loss:	55	RECORD	PCT. RANK	GAMES	SCHEDULE	OF SCHEDULE	RPI	RPI	RPI	RPI
DIV. I ONLY	16- 14	145	5- 7	53	32	85	85	4	4	
DIV. I NON-CONF.	9- 4	75	0- 0	113	41	52	52	3	3	

TOTALS	RPI 1-25	RPI 26-50		W-L RECORDS		RPI 51-100	RPI 101-150	RPI 150+		
16- 14	0- 5	1- 5		OVERALL		5- 1	1- 1	9- 2		
13- 2	0- 1	1- 1		HOME		4- 0	0- 0	8- 0		
2- 11	0- 0	0- 1		AWAY		1- 0	1- 0	0- 0		
1- 1	0- 0	0- 0		NEUTRAL		0- 1	0- 0	1- 0		
9- 4	0- 2	0- 1		NON-CONFERENCE		2- 0	1- 1	6- 0		
7- 0	0- 0	0- 0		HOME		2- 0	0- 0	5- 0		
1- 4	0- 2	0- 1		AWAY		0- 0	1- 1	0- 0		
1- 0	0- 0	0- 0		NEUTRAL		0- 0	0- 0	1- 0		
7- 10	0- 3	1- 4		CONFERENCE		3- 1	0- 0	3- 2		
6- 2	0- 1	1- 1		HOME		2- 0	0- 0	3- 0		
1- 7	0- 2	0- 3		AWAY		1- 0	0- 0	0- 2		
0- 1	0- 0	0- 0		NEUTRAL		0- 1	0- 0	0- 0		

RPI	S	Opponent	Score	RPI	S	Opponent	Score	RPI	S	Opponent	Score	RPI	S	Opponent	Score
2	A	Notre Dame	46 71	26	A	DePaul	57 60	51	H	Miami (FL)	42 34	121	A	Boston College	56 58
4	H	Connecticut	45 65	27	A	Princeton	55 71	56	H	South Fla.	68 56	122	A	Temple	66 50
7	A	Tennessee	47 66	28	H	Villanova	58 50	56	N	South Fla.	39 42	154	H	George Washington	56 52
19	A	Georgia	51 57	33	A	Syracuse	45 58	68	A	Marquette	72 54	181	A	Cincinnati	48 56
22	A	Louisville	57 66	39	A	St. John's (NY)	48 61	77	H	Georgetown	55 47	181	H	Cincinnati	55 46
				39	H	St. John's (NY)	44 48	88	H	Davidson	55 49	185	N	Louisiana Tech	73 46
Team's RPI: 85															
RPI 101+															
												199	A	Seton Hall	42 45
												207	H	Providence	87 61
												210	H	La Salle	54 50
												223	H	Stony Brook	72 44
												241	H	Pittsburgh	65 44
												279	H	Southern U.	63 49
												317	H	LIU Brooklyn	58 32
LAST 12 Division I GAMES:															
				56	N	South Fla.	39 42	4	H	Connecticut	45 65				
				241	H	Pittsburgh	65 44	26	A	DePaul	57 60				
				181	A	Cincinnati	48 56	181	H	Cincinnati	55 46				
				56	H	South Fla.	68 56	28	H	Villanova	58 50				
				39	A	St. John's (NY)	48 61	68	A	Marquette	72 54				
				33	A	Syracuse	45 58	199	A	Seton Hall	42 45				

Non-Div I Games:

Rutgers

■ Loss,
■ Non-Conf,
■ S Site,
■ H Home
■ A Away
N Neutral

Average RPI Win:	217	WON-LOST	WINNING	LAST 12	STRENGTH OF	OPP. STRENGTH	TEAM	ADJ.	CONF.	ADJ CONF.
Average RPI Loss:	189	RECORD	PCT. RANK	GAMES	SCHEDULE	OF SCHEDULE	RPI	RPI	RPI	RPI
DIV. I ONLY	16- 15	156	7- 5	220	259	189	189	28	28	
DIV. I NON-CONF.	6- 7	182	0- 1	177	168	192	192	29	29	
TOTALS	RPI 1-25	RPI 26-50	W-L RECORDS	RPI 51-100	RPI 101-150	RPI 150+				
16- 15	0- 1	0- 1	OVERALL	0- 2	4- 1	12- 10				
8- 5	0- 1	0- 0	HOME	0- 0	2- 1	6- 3				
5- 9	0- 0	0- 1	AWAY	0- 2	2- 0	3- 6				
3- 1	0- 0	0- 0	NEUTRAL	0- 0	0- 0	3- 1				
6- 7	0- 1	0- 1	NON-CONFERENCE	0- 2	1- 0	5- 3				
3- 2	0- 1	0- 0	HOME	0- 0	1- 0	2- 1				
1- 5	0- 0	0- 1	AWAY	0- 2	0- 0	1- 2				
2- 0	0- 0	0- 0	NEUTRAL	0- 0	0- 0	2- 0				
10- 8	0- 0	0- 0	CONFERENCE	0- 0	3- 1	7- 7				
5- 3	0- 0	0- 0	HOME	0- 0	1- 1	4- 2				
4- 4	0- 0	0- 0	AWAY	0- 0	2- 0	2- 4				
1- 1	0- 0	0- 0	NEUTRAL	0- 0	0- 0	1- 1				

RPI 1-25				RPI 26-50				RPI 51-100				RPI 101+ Team's RPI: 189			
RPI	S	Opponent	Score	RPI	S	Opponent	Score	RPI	S	Opponent	Score	RPI	S	Opponent	Score
14	H	Purdue	51 66	46	A	Toledo	43 59	69	A	SMU	46 64	106	A	UT Martin	66 63
								78	A	Arkansas	41 63	106	H	UT Martin	67 66
												115	H	Sacramento St.	75 57
												136	A	Eastern Ill.	70 62
												136	H	Eastern Ill.	65 70
												166	H	Tennessee Tech	56 66
												187	A	Eastern Ky.	73 69
												191	A	Indiana	56 72
												194	A	Belmont	52 66
												194	N	Belmont	45 62
												198	N	Clemson	49 43
												213	H	Tennessee St.	75 69
												213	N	Tennessee St.	73 61
												240	A	Murray St.	68 81
												240	H	Murray St.	79 68
												245	A	IPFW	74 67
												245	H	IPFW	61 54
												254	H	Western Ill.	68 58
												276	A	Southeast Mo. St.	62 67
												276	H	Southeast Mo. St.	78 65
												279	N	Southern U.	55 53
												298	A	Ill.-Chicago	61 68
												310	A	Austin Peay	54 49
												310	H	Austin Peay	53 67
												311	A	Morehead St.	72 75
												315	H	Southern Ill.	63 68
LAST 12 Division I GAMES:															
				78	A	Arkansas	41 63	310	H	Austin Peay	53 67				
				194	N	Belmont	45 62	276	A	Southeast Mo. St.	62 67				
				213	N	Tennessee St.	73 61	106	A	UT Martin	66 63				
				136	A	Eastern Ill.	70 62	136	H	Eastern Ill.	65 70				
				213	H	Tennessee St.	75 69	276	H	Southeast Mo. St.	78 65				
				240	H	Murray St.	79 68	106	H	UT Martin	67 66				

Non-Div I Games:

SIU Edwardsville

■ Loss,
■ Non-Conf,
■ S Site,
■ H Home
■ A Away
N Neutral

RPI	S	Opponent	Score
342	H	Jacksonville St.	80 58

SIU Edwardsville
l
l
e

SIU Edwardsville
l
l
e

SIU Edwardsville
l
l
e

SMU				STRENGTH OF SCHEDULE	OPP. STRENGTH OF SCHEDULE	TEAM RPI	ADJ. RPI	CONF. RPI	ADJ CONF. RPI
Average RPI Win:	167	WON-LOST RECORD	WINNING PCT. RANK						
Average RPI Loss:	106		LAST 12 GAMES						
DIV. I ONLY	21- 9	57	7- 5	81	122	69	69	8	8
DIV. I NON-CONF.	9- 4	75	0- 0	134	261	117	117	10	10

TOTALS	RPI 1-25	RPI 26-50	W-L RECORDS	RPI 51-100	RPI 101-150	RPI 150+			
21- 9	0- 0	0- 1	OVERALL	6- 4	5- 2	10- 2			
15- 3	0- 0	0- 0	HOME	2- 3	4- 0	9- 0			
5- 5	0- 0	0- 1	AWAY	3- 1	1- 1	1- 2			
1- 1	0- 0	0- 0	NEUTRAL	1- 0	0- 1	0- 0			
9- 4	0- 0	0- 1	NON-CONFERENCE	1- 2	1- 0	7- 1			
8- 2	0- 0	0- 0	HOME	0- 2	1- 0	7- 0			
0- 2	0- 0	0- 1	AWAY	0- 0	0- 0	0- 1			
1- 0	0- 0	0- 0	NEUTRAL	1- 0	0- 0	0- 0			
12- 5	0- 0	0- 0	CONFERENCE	5- 2	4- 2	3- 1			
7- 1	0- 0	0- 0	HOME	2- 1	3- 0	2- 0			
5- 3	0- 0	0- 0	AWAY	3- 1	1- 1	1- 1			
0- 1	0- 0	0- 0	NEUTRAL	0- 0	0- 1	0- 0			

RPI 1-25				RPI 26-50				RPI 51-100				Team's RPI: 69	RPI 101+			
RPI	S	Opponent	Score	RPI	S	Opponent	Score	RPI	S	Opponent	Score		RPI	S	Opponent	Score
				45	A	San Diego St.	72 88	54	H	Wichita St.	59 61		120	H	UCF	69 54
								65	H	UALR	43 47		120	N	UCF	66 70
								82	A	East Carolina	47 63		127	H	UAB	94 92
								87	A	Tulane	62 56		128	A	Memphis	74 67
								87	H	Tulane	68 73		130	A	Rice	46 58
								90	N	Harvard	88 73		130	H	Rice	73 51
								91	A	UTEP	82 73		150	H	Montana St.	71 70
								91	H	UTEP	73 71		176	A	Southern Miss.	79 69
								94	A	Tulsa	71 46		179	H	Texas Southern	66 50
								94	H	Tulsa	69 60		184	A	Houston	58 65
													184	H	Houston	58 54
													188	A	TCU	70 76
													189	H	SIU Edwardsville	64 46
													206	H	Stephen F. Austin	71 62
													222	H	La.-Monroe	76 56
													227	H	North Texas	67 63
													255	H	Marshall	67 50
													320	H	Tex.-Pan American	71 35
													340	H	Alcorn	76 46
LAST 12 Division I GAMES:																
				120	N	UCF	66 70					128	A	Memphis	74 67	
				130	A	Rice	46 58					82	A	East Carolina	47 63	
				91	H	UTEP	73 71					255	H	Marshall	67 50	
				87	H	Tulane	68 73					127	H	UAB	94 92	
				184	A	Houston	58 65					91	A	UTEP	82 73	
				94	H	Tulsa	69 60					184	H	Houston	58 54	

Non-Div I Games:

SMU

■ Loss,
 ■ Non-Conf,
 ■ S Site,
 ■ H Home
 ■ A Away
 N Neutral

Average RPI Win:	220	WON-LOST	WINNING	LAST 12	STRENGTH OF	OPP. STRENGTH	TEAM	ADJ.	CONF.	ADJ CONF.
Average RPI Loss:	137	RECORD	PCT. RANK	GAMES	SCHEDULE	OF SCHEDULE	RPI	RPI	RPI	RPI
DIV. I ONLY	19- 12	102	8- 4	213	203	115	115	16	16	
DIV. I NON-CONF.	5- 4	142	0- 0	277	290	172	172	13	13	
TOTALS	RPI 1-25	RPI 26-50	W-L RECORDS	RPI 51-100	RPI 101-150	RPI 150+				
19- 12	0- 0	0- 0	OVERALL	2- 5	3- 3	14- 4				
11- 2	0- 0	0- 0	HOME	2- 1	1- 1	8- 0				
7- 10	0- 0	0- 0	AWAY	0- 4	1- 2	6- 4				
1- 0	0- 0	0- 0	NEUTRAL	0- 0	1- 0	0- 0				
5- 4	0- 0	0- 0	NON-CONFERENCE	0- 0	0- 1	5- 3				
3- 0	0- 0	0- 0	HOME	0- 0	0- 0	3- 0				
2- 4	0- 0	0- 0	AWAY	0- 0	0- 1	2- 3				
0- 0	0- 0	0- 0	NEUTRAL	0- 0	0- 0	0- 0				
14- 8	0- 0	0- 0	CONFERENCE	2- 5	3- 2	9- 1				
8- 2	0- 0	0- 0	HOME	2- 1	1- 1	5- 0				
5- 6	0- 0	0- 0	AWAY	0- 4	1- 1	4- 1				
1- 0	0- 0	0- 0	NEUTRAL	0- 0	1- 0	0- 0				

RPI 1-25				RPI 26-50				RPI 51-100				RPI 101+				Team's RPI: 115	
RPI	S	Opponent	Score	RPI	S	Opponent	Score	RPI	S	Opponent	Score	RPI	S	Opponent	Score		
								63	A	Montana	55	82	132	A	Idaho St.	61	81
								63	A	Montana	53	74	132	H	Idaho St.	52	62
								63	H	Montana	80	71	132	N	Idaho St.	73	60
								92	A	Northern Colo.	63	79	136	A	Eastern Ill.	67	72
								92	H	Northern Colo.	73	81	150	A	Montana St.	69	65
								96	A	Eastern Wash.	49	63	150	H	Montana St.	84	50
								96	H	Eastern Wash.	85	70	171	A	Long Beach St.	71	74
													189	A	SIU Edwardsville	57	75
													192	A	Oregon St.	80	71
													209	H	UC Davis	66	65
													211	H	San Francisco	68	60
													221	A	Southern Utah	71	79
													221	H	Southern Utah	93	86
													229	A	Portland St.	88	82
													229	H	Portland St.	81	77
													242	A	North Dakota	79	77
													242	H	North Dakota	80	62
													262	A	Cal St. Fullerton	75	94
													283	A	Northern Ariz.	78	68
													283	H	Northern Ariz.	73	67
													287	A	CSU Bakersfield	79	72
													299	H	Utah Valley	74	62
													335	A	Weber St.	63	57
													335	H	Weber St.	103	60
LAST 12 Division I GAMES:																	
				63	A	Montana	53	74	283	A	Northern Ariz.	78	68				
				132	N	Idaho St.	73	60	92	H	Northern Colo.	73	81				
				63	H	Montana	80	71	242	H	North Dakota	80	62				
				150	H	Montana St.	84	50	229	A	Portland St.	88	82				
				132	A	Idaho St.	61	81	96	A	Eastern Wash.	49	63				
				335	A	Weber St.	63	57	221	H	Southern Utah	93	86				

Non-Div I Games:

Sacramento St.

Sacred Heart

Through Games Of Sunday, March 17, 2013

Average RPI Win:	229	WON-LOST	WINNING	LAST 12	STRENGTH OF	OPP. STRENGTH	TEAM	ADJ.	CONF.	ADJ CONF.
Average RPI Loss:	145	RECORD	PCT. RANK	GAMES	SCHEDULE	OF SCHEDULE	RPI	RPI	RPI	RPI
DIV. I ONLY	22- 10	62	9- 3	278	200	117	117	24	24	
DIV. I NON-CONF.	8- 4	84	0- 0	252	143	105	105	22	22	
TOTALS	RPI 1-25	RPI 26-50	W-L RECORDS	RPI 51-100	RPI 101-150	RPI 150+				
22- 10	0- 0	0- 2	OVERALL	0- 2	4- 2	18- 4				
13- 3	0- 0	0- 1	HOME	0- 0	1- 1	12- 1				
7- 7	0- 0	0- 1	AWAY	0- 2	1- 1	6- 3				
2- 0	0- 0	0- 0	NEUTRAL	0- 0	2- 0	0- 0				
8- 4	0- 0	0- 0	NON-CONFERENCE	0- 2	2- 1	6- 1				
5- 0	0- 0	0- 0	HOME	0- 0	0- 0	5- 0				
1- 4	0- 0	0- 0	AWAY	0- 2	0- 1	1- 1				
2- 0	0- 0	0- 0	NEUTRAL	0- 0	2- 0	0- 0				
14- 6	0- 0	0- 2	CONFERENCE	0- 0	2- 1	12- 3				
8- 3	0- 0	0- 1	HOME	0- 0	1- 1	7- 1				
6- 3	0- 0	0- 1	AWAY	0- 0	1- 0	5- 2				
0- 0	0- 0	0- 0	NEUTRAL	0- 0	0- 0	0- 0				

RPI S	Opponent	Score	RPI S	Opponent	Score	RPI S	Opponent	Score	RPI S	Opponent	Score	Team's RPI: 117
40	A Quinnipiac	45 74	40	H Quinnipiac	62 67	60	A Liberty	63 68	107	A Saint Francis (PA)	71 50	
						77	A Georgetown	63 90	107	H Saint Francis (PA)	81 56	
									107	H Saint Francis (PA)	67 83	
									111	N Sam Houston St.	66 62	
									119	A Seattle	70 74	
									121	N Boston College	54 48	
									164	H Yale	67 62	
									200	H Monmouth	56 42	
									202	A Mt. St. Mary's	58 50	
									203	A Central Conn. St.	57 62	
									203	H Central Conn. St.	61 39	
									204	A Lehigh	73 63	
									223	A Stony Brook	46 51	
									237	H Colgate	59 53	
									247	A Bryant	58 50	
									247	H Bryant	62 44	
									256	H Siena	61 60	
									261	A St. Francis Brooklyn	57 53	
									261	H St. Francis Brooklyn	47 56	
									261	H St. Francis Brooklyn	64 38	
									264	H Fairleigh Dickinson	80 48	
									277	A Robert Morris	70 66	
									277	H Robert Morris	59 52	
									313	H Manhattan	55 38	
									317	A LIU Brooklyn	68 73	
									317	H LIU Brooklyn	61 47	
LAST 12 Division I GAMES:												
107	H Saint Francis (PA)	67 83	40	H Quinnipiac	62 67	107	H Saint Francis (PA)	81 56	277	H Robert Morris	59 52	
261	H St. Francis Brooklyn	64 38	317	A LIU Brooklyn	68 73	277	H Robert Morris	59 52	313	H Manhattan	55 38	
261	A St. Francis Brooklyn	57 53	247	A Bryant	58 50	264	H Fairleigh Dickinson	80 48	317	A LIU Brooklyn	68 73	
203	H Central Conn. St.	61 39	202	A Mt. St. Mary's	58 50	317	H LIU Brooklyn	61 47				

Non-Div I Games:

Sacred Heart

■ Loss,
 ■ Non-Conf,
 ■ S Site,
 ■ Home
 ■ A Away
 N Neutral

RPI	S	Opponent	Score	
331	A	Wagner	76	47
333	H	Saint Peter's	79	34

Sacred Heart

Saint Francis (PA)

Through Games Of Sunday, March 17, 2013

Average RPI Win:	219	WON-LOST	WINNING	LAST 12	STRENGTH OF	OPP. STRENGTH	TEAM	ADJ.	CONF.	ADJ CONF.
Average RPI Loss:	138	RECORD	PCT. RANK	GAMES	SCHEDULE	OF SCHEDULE	RPI	RPI	RPI	RPI
DIV. I ONLY	17- 15	150	5- 7	92	238	107	107	24	24	
DIV. I NON-CONF.	5- 6	190	0- 0	83	108	103	103	22	22	
TOTALS	RPI 1-25	RPI 26-50	W-L RECORDS	RPI 51-100	RPI 101-150	RPI 150+				
17- 15	0- 1	0- 5	OVERALL	0- 1	3- 2	14- 6				
10- 3	0- 0	0- 2	HOME	0- 0	2- 1	8- 0				
7- 11	0- 1	0- 3	AWAY	0- 1	1- 1	6- 5				
0- 1	0- 0	0- 0	NEUTRAL	0- 0	0- 0	0- 1				
5- 6	0- 1	0- 2	NON-CONFERENCE	0- 1	2- 0	3- 2				
2- 1	0- 0	0- 1	HOME	0- 0	2- 0	0- 0				
3- 4	0- 1	0- 1	AWAY	0- 1	0- 0	3- 1				
0- 1	0- 0	0- 0	NEUTRAL	0- 0	0- 0	0- 1				
12- 9	0- 0	0- 3	CONFERENCE	0- 0	1- 2	11- 4				
8- 2	0- 0	0- 1	HOME	0- 0	0- 1	8- 0				
4- 7	0- 0	0- 2	AWAY	0- 0	1- 1	3- 4				
0- 0	0- 0	0- 0	NEUTRAL	0- 0	0- 0	0- 0				

RPI 1-25				RPI 26-50				RPI 51-100				RPI 101+ Team's RPI: 107			
RPI	S	Opponent	Score	RPI	S	Opponent	Score	RPI	S	Opponent	Score	RPI	S	Opponent	Score
2	A	Notre Dame	55 128	32	H	Saint Joseph's	44 61	64	A	Ohio St.	54 70	110	H	Howard	69 61
				36	A	Duquesne	38 69					113	H	Akron	74 73
				40	A	Quinnipiac	33 72					117	A	Sacred Heart	56 81
				40	A	Quinnipiac	50 61					117	A	Sacred Heart	83 67
				40	H	Quinnipiac	69 85					117	H	Sacred Heart	50 71
												186	A	Bucknell	62 54
												200	A	Monmouth	63 49
												200	H	Monmouth	69 56
												202	H	Mt. St. Mary's	83 59
												203	A	Central Conn. St.	71 76
												203	H	Central Conn. St.	67 62
												203	H	Central Conn. St.	66 63
												205	A	Wright St.	98 81
												237	A	Colgate	62 67
												247	A	Bryant	54 79
												247	H	Bryant	81 76
												261	A	St. Francis Brooklyn	64 53
												264	A	Fairleigh Dickinson	68 50
												264	H	Fairleigh Dickinson	100 89
												277	A	Robert Morris	53 67
												277	H	Robert Morris	72 63
												296	N	Florida A&M	65 69
												317	A	LIU Brooklyn	43 61
												331	H	Wagner	80 43
												338	A	Kent St.	81 67
LAST 12 Division I GAMES:															
				40	A	Quinnipiac	33 72	200	H	Monmouth	69 56				
				117	A	Sacred Heart	83 67	117	A	Sacred Heart	56 81				
				203	H	Central Conn. St.	66 63	40	A	Quinnipiac	50 61				
				203	A	Central Conn. St.	71 76	277	A	Robert Morris	53 67				
				247	A	Bryant	54 79	202	H	Mt. St. Mary's	83 59				
				264	H	Fairleigh Dickinson	100 89	317	A	LIU Brooklyn	43 61				

Non-Div I Games:

Saint Francis (PA)

■ Loss,
 ■ Non-Conf, S Site,
 ■ Home
 ■ Away
 N Neutral

Saint Joseph's

Through Games Of Sunday, March 17, 2013

Average RPI Win:	160	WON-LOST	WINNING	LAST 12	STRENGTH OF	OPP. STRENGTH	TEAM	ADJ.	CONF.	ADJ CONF.
Average RPI Loss:	36	RECORD	PCT. RANK	GAMES	SCHEDULE	OF SCHEDULE	RPI	RPI	RPI	RPI
DIV. I ONLY	23- 8	45	9- 3	38	83	32	32	9	9	
DIV. I NON-CONF.	9- 5	98	0- 0	40	50	61	61	8	8	
TOTALS	RPI 1-25	RPI 26-50	W-L RECORDS	RPI 51-100	RPI 101-150	RPI 150+				
23- 8	2- 2	2- 4	OVERALL	2- 2	5- 0	12- 0				
12- 4	2- 0	1- 3	HOME	0- 1	3- 0	6- 0				
9- 3	0- 2	1- 0	AWAY	1- 1	2- 0	5- 0				
2- 1	0- 0	0- 1	NEUTRAL	1- 0	0- 0	1- 0				
9- 5	1- 1	0- 4	NON-CONFERENCE	1- 0	2- 0	5- 0				
4- 3	1- 0	0- 3	HOME	0- 0	0- 0	3- 0				
4- 1	0- 1	0- 0	AWAY	1- 0	2- 0	1- 0				
1- 1	0- 0	0- 1	NEUTRAL	0- 0	0- 0	1- 0				
14- 3	1- 1	2- 0	CONFERENCE	1- 2	3- 0	7- 0				
8- 1	1- 0	1- 0	HOME	0- 1	3- 0	3- 0				
5- 2	0- 1	1- 0	AWAY	0- 1	0- 0	4- 0				
1- 0	0- 0	0- 0	NEUTRAL	1- 0	0- 0	0- 0				

RPI 1-25				RPI 26-50				Team's RPI: 32				RPI 51-100				RPI 101+			
RPI	S	Opponent	Score	RPI	S	Opponent	Score	RPI	S	Opponent	Score	RPI	S	Opponent	Score	RPI	S	Opponent	Score
11	A	UCLA	65 73	27	H	Princeton	59 69	53	H	Charlotte	66 71	103	H	Richmond	82 62				
12	H	Maryland	50 49	28	H	Villanova	51 55	70	A	Fordham	63 70	107	A	Saint Francis (PA)	61 44				
13	A	Dayton	66 73	33	H	Syracuse	39 80	70	N	Fordham	47 46	122	H	Temple	49 41				
13	H	Dayton	61 54	36	A	Duquesne	69 68	83	A	Drexel	47 45	123	H	Butler	57 50				
				36	H	Duquesne	73 60					140	A	Hofstra	71 55				
				50	N	Central Mich.	84 98					154	A	George Washington	80 67				
																190	A	Penn	66 53
																193	H	Fairfield	51 38
																201	A	Saint Louis	69 38
																210	H	La Salle	68 31
																215	H	St. Bonaventure	61 44
																218	A	VCU	55 50
																228	H	Lafayette	69 43
																288	H	UMBC	79 38
																300	H	Massachusetts	87 50
																304	A	Rhode Island	78 51
																330	N	Savannah St.	88 41
LAST 12 Division I GAMES:																			
				70	N	Fordham	47 46	210	H	La Salle	68 31								
				13	H	Dayton	61 54	122	H	Temple	49 41								
				36	H	Duquesne	73 60	36	A	Duquesne	69 68								
				13	A	Dayton	66 73	53	H	Charlotte	66 71								
				300	H	Massachusetts	87 50	218	A	VCU	55 50								
				70	A	Fordham	63 70	304	A	Rhode Island	78 51								

Non-Div I Games:

Saint Joseph's

■ Loss,
 ■ Non-Conf,
 ■ S Site,
 ■ H Home
 ■ A Away
 N Neutral

Saint Louis

Through Games Of Sunday, March 17, 2013

Average RPI Win:	220	WON-LOST	WINNING	LAST 12	STRENGTH OF	OPP. STRENGTH	TEAM	ADJ.	CONF.	ADJ CONF.
Average RPI Loss:	123	RECORD	PCT. RANK	GAMES	SCHEDULE	OF SCHEDULE	RPI	RPI	RPI	RPI
DIV. I ONLY	12- 19	231	4- 8	148	124	201	201	9	9	
DIV. I NON-CONF.	6- 9	216	0- 0	226	215	220	220	8	8	
TOTALS	RPI 1-25	RPI 26-50	W-L RECORDS	RPI 51-100	RPI 101-150	RPI 150+				
12- 19	0- 1	0- 3	OVERALL	0- 4	3- 6	9- 5				
5- 8	0- 1	0- 1	HOME	0- 2	1- 4	4- 0				
6- 10	0- 0	0- 2	AWAY	0- 1	1- 2	5- 5				
1- 1	0- 0	0- 0	NEUTRAL	0- 1	1- 0	0- 0				
6- 9	0- 0	0- 1	NON-CONFERENCE	0- 1	1- 4	5- 3				
3- 3	0- 0	0- 0	HOME	0- 0	1- 3	2- 0				
3- 6	0- 0	0- 1	AWAY	0- 1	0- 1	3- 3				
0- 0	0- 0	0- 0	NEUTRAL	0- 0	0- 0	0- 0				
6- 10	0- 1	0- 2	CONFERENCE	0- 3	2- 2	4- 2				
2- 5	0- 1	0- 1	HOME	0- 2	0- 1	2- 0				
3- 4	0- 0	0- 1	AWAY	0- 0	1- 1	2- 2				
1- 1	0- 0	0- 0	NEUTRAL	0- 1	1- 0	0- 0				

RPI 1-25				RPI 26-50				RPI 51-100				RPI 101+ Team's RPI: 201			
RPI	S	Opponent	Score	RPI	S	Opponent	Score	RPI	S	Opponent	Score	RPI	S	Opponent	Score
13	H	Dayton	61 71	30	A	Oklahoma	33 68	53	H	Charlotte	54 71	103	A	Richmond	52 49
				32	H	Saint Joseph's	38 69	70	H	Fordham	56 61	106	A	UT Martin	62 78
				36	A	Duquesne	41 68	70	N	Fordham	48 65	122	A	Temple	50 54
								97	A	Missouri	51 67	123	H	Butler	62 67
												123	N	Butler	44 41
												128	H	Memphis	58 65
												129	H	UNI	64 73
												143	H	Winthrop	62 53
												146	H	Indiana St.	46 48
												154	A	George Washington	55 68
												210	A	La Salle	46 49
												212	A	Xavier	66 49
												218	H	VCU	60 46
												225	A	Evansville	63 59
												231	A	Valparaiso	53 47
												233	A	Neb. Omaha	51 42
												254	H	Western Ill.	55 44
												266	A	Drake	55 61
												276	A	Southeast Mo. St.	52 59
												285	A	UMKC	53 56
												298	H	Ill.-Chicago	58 49
												300	H	Massachusetts	59 50
												304	A	Rhode Island	67 48
LAST 12 Division I GAMES:															
				70	N	Fordham	48 65	70	H	Fordham	56 61				
				123	N	Butler	44 41	210	A	La Salle	46 49				
				154	A	George Washington	55 68	122	A	Temple	50 54				
				13	H	Dayton	61 71	300	H	Massachusetts	59 50				
				304	A	Rhode Island	67 48	212	A	Xavier	66 49				
				123	H	Butler	62 67	53	H	Charlotte	54 71				

Non-Div I Games:

Saint Louis

■ Loss,
 ■ Non-Conf,
 ■ S Site,
 ■ H Home
 ■ A Away
 N Neutral

Saint Peter's

Through Games Of Sunday, March 17, 2013

Average RPI Win:	291	WON-LOST	WINNING	LAST 12	STRENGTH OF	OPP. STRENGTH	TEAM	ADJ.	CONF.	ADJ CONF.
Average RPI Loss:	196	RECORD	PCT. RANK	GAMES	SCHEDULE	OF SCHEDULE	RPI	RPI	RPI	RPI
DIV. I ONLY	2- 28	341	2- 10	201	315	333	333	26	26	
DIV. I NON-CONF.	0- 11	337	0- 0	143	335	331	331	23	23	
TOTALS	RPI 1-25	RPI 26-50	W-L RECORDS	RPI 51-100	RPI 101-150	RPI 150+				
2- 28	0- 0	0- 2	OVERALL	0- 1	0- 5	2- 20				
0- 15	0- 0	0- 1	HOME	0- 1	0- 2	0- 11				
2- 12	0- 0	0- 1	AWAY	0- 0	0- 3	2- 8				
0- 1	0- 0	0- 0	NEUTRAL	0- 0	0- 0	0- 1				
0- 11	0- 0	0- 0	NON-CONFERENCE	0- 1	0- 3	0- 7				
0- 6	0- 0	0- 0	HOME	0- 1	0- 1	0- 4				
0- 5	0- 0	0- 0	AWAY	0- 0	0- 2	0- 3				
0- 0	0- 0	0- 0	NEUTRAL	0- 0	0- 0	0- 0				
2- 17	0- 0	0- 2	CONFERENCE	0- 0	0- 2	2- 13				
0- 9	0- 0	0- 1	HOME	0- 0	0- 1	0- 7				
2- 7	0- 0	0- 1	AWAY	0- 0	0- 1	2- 5				
0- 1	0- 0	0- 0	NEUTRAL	0- 0	0- 0	0- 1				

RPI S	Opponent	Score	RPI S	Opponent	Score	RPI S	Opponent	Score	RPI S	Opponent	Score	Team's RPI: 333
43	A Marist	50 79	43	H Marist	49 68	79	H Hampton	40 62	102	A Navy	53 64	
									113	H Akron	57 103	
									117	A Sacred Heart	34 79	
									126	A Iona	62 93	
									126	H Iona	58 84	
									186	H Bucknell	62 69	
									193	A Fairfield	49 61	
									193	H Fairfield	50 58	
									197	A Rider	51 74	
									197	H Rider	58 73	
									204	H Lehigh	60 62	
									210	A La Salle	55 72	
									223	A Stony Brook	41 63	
									232	A Niagara	55 67	
									232	H Niagara	46 54	
									234	A Loyola Maryland	47 56	
									234	H Loyola Maryland	45 57	
									256	A Siena	67 70	
									256	H Siena	60 75	
									264	H Fairleigh Dickinson	50 55	
									268	A Canisius	74 65	
									268	H Canisius	52 62	
									268	N Canisius	55 79	
									272	H NJIT	35 62	
									301	A Brown	48 82	
									313	A Manhattan	60 49	
LAST 12 Division I GAMES:												
268	N Canisius	55 79	126	H Iona	58 84							
234	H Loyola Maryland	45 57	232	A Niagara	55 67							
43	A Marist	50 79	268	A Canisius	74 65							
197	H Rider	58 73	43	H Marist	49 68							
256	A Siena	67 70	193	H Fairfield	50 58							
193	A Fairfield	49 61	313	A Manhattan	60 49							

Non-Div I Games:

Saint Peter's

■ Loss,
 ■ Non-Conf,
 ■ S Site,
 ■ H Home
 ■ A Away
 N Neutral

RPI	S	Opponent	Score
313	H	Manhattan	66 73

Saint Peter's

Average RPI Win:	220	WON-LOST	WINNING	LAST 12	STRENGTH OF	OPP. STRENGTH	TEAM	ADJ.	CONF.	ADJ CONF.
Average RPI Loss:	140	RECORD	PCT. RANK	GAMES	SCHEDULE	OF SCHEDULE	RPI	RPI	RPI	RPI
DIV. I ONLY	17- 14	138	7- 5	119	291	111	111	20	20	
DIV. I NON-CONF.	3- 8	276	0- 0	52	241	175	175	20	20	
TOTALS	RPI 1-25	RPI 26-50	W-L RECORDS	RPI 51-100	RPI 101-150	RPI 150+				
17- 14	0- 2	0- 0	OVERALL	2- 3	2- 2	13- 7				
8- 2	0- 0	0- 0	HOME	1- 0	0- 1	7- 1				
6- 10	0- 2	0- 0	AWAY	0- 2	1- 0	5- 6				
3- 2	0- 0	0- 0	NEUTRAL	1- 1	1- 1	1- 0				
3- 8	0- 2	0- 0	NON-CONFERENCE	1- 1	0- 1	2- 4				
0- 1	0- 0	0- 0	HOME	0- 0	0- 0	0- 1				
1- 6	0- 2	0- 0	AWAY	0- 1	0- 0	1- 3				
2- 1	0- 0	0- 0	NEUTRAL	1- 0	0- 1	1- 0				
14- 6	0- 0	0- 0	CONFERENCE	1- 2	2- 1	11- 3				
8- 1	0- 0	0- 0	HOME	1- 0	0- 1	7- 0				
5- 4	0- 0	0- 0	AWAY	0- 1	1- 0	4- 3				
1- 1	0- 0	0- 0	NEUTRAL	0- 1	1- 0	0- 0				

RPI S	Opponent	Score	RPI S	Opponent	Score	RPI S	Opponent	Score	RPI S	Opponent	Score	Team's RPI: 111
16	A Nebraska	72 85				59	N Albany (NY)	71 68	117	N Sacred Heart	62 66	
18	A Delaware	31 63				91	A UTEP	66 85	137	A Lamar	59 57	
						93	A Oral Roberts	40 90	137	H Lamar	48 52	
						93	H Oral Roberts	54 47	137	N Lamar	67 61	
						93	N Oral Roberts	66 72	153	A McNeese St.	58 62	
									153	H McNeese St.	60 53	
									156	A Nicholls St.	70 63	
									156	H Nicholls St.	74 60	
									167	A South Ala.	61 71	
									171	A Long Beach St.	49 50	
									179	H Texas Southern	57 62	
									188	A TCU	60 67	
									206	A Stephen F. Austin	76 68	
									206	H Stephen F. Austin	64 50	
									249	A Central Ark.	51 71	
									249	H Central Ark.	64 48	
									290	A Northwestern St.	50 59	
									290	H Northwestern St.	72 61	
									294	A Southeastern La.	58 53	
									294	H Southeastern La.	93 75	
									308	N Grambling	73 55	
									328	A A&M-Corpus Christi	68 53	
									328	H A&M-Corpus Christi	65 46	
									344	A Houston Baptist	75 58	
LAST 12 Division I GAMES:												
			93	N Oral Roberts	66 72		206	H Stephen F. Austin	64 50			
			137	N Lamar	67 61		249	A Central Ark.	51 71			
			290	A Northwestern St.	50 59		93	A Oral Roberts	40 90			
			206	A Stephen F. Austin	76 68		137	H Lamar	48 52			
			294	H Southeastern La.	93 75		153	H McNeese St.	60 53			
			156	H Nicholls St.	74 60		328	A A&M-Corpus Christi	68 53			

Non-Div I Games: Tex. A&M-Commerce 78 50

Sam Houston St.

Loss, Non-Conf, S Site, H Home A Away N Neutral

S
a
m
f
o
r
d

S
a
m
f
o
r
d

Samford

Page 277

Average RPI Win:	178	WON-LOST	WINNING	LAST 12	STRENGTH OF	OPP. STRENGTH	TEAM	ADJ.	CONF.	ADJ CONF.
Average RPI Loss:	63	RECORD	PCT. RANK	GAMES	SCHEDULE	OF SCHEDULE	RPI	RPI	RPI	RPI
DIV. I ONLY	19- 9	66	10- 2	84	78	67	67	7	7	
DIV. I NON-CONF.	6- 4	125	0- 0	140	80	130	130	7	7	
TOTALS	RPI 1-25	RPI 26-50	W-L RECORDS	RPI 51-100	RPI 101-150	RPI 150+				
19- 9	0- 0	4- 5	OVERALL	1- 3	0- 0	14- 1				
10- 4	0- 0	2- 3	HOME	1- 1	0- 0	7- 0				
7- 4	0- 0	1- 1	AWAY	0- 2	0- 0	6- 1				
2- 1	0- 0	1- 1	NEUTRAL	0- 0	0- 0	1- 0				
6- 4	0- 0	1- 2	NON-CONFERENCE	1- 1	0- 0	4- 1				
4- 2	0- 0	1- 2	HOME	1- 0	0- 0	2- 0				
1- 2	0- 0	0- 0	AWAY	0- 1	0- 0	1- 1				
1- 0	0- 0	0- 0	NEUTRAL	0- 0	0- 0	1- 0				
13- 5	0- 0	3- 3	CONFERENCE	0- 2	0- 0	10- 0				
6- 2	0- 0	1- 1	HOME	0- 1	0- 0	5- 0				
6- 2	0- 0	1- 1	AWAY	0- 1	0- 0	5- 0				
1- 1	0- 0	1- 1	NEUTRAL	0- 0	0- 0	0- 0				

RPI S	Opponent	Score	RPI S	Opponent	Score	RPI S	Opponent	Score	RPI S	Opponent	Score
31	A Gonzaga	57 77	31	H Gonzaga	50 62	73	A BYU	48 53	160	A Arizona St.	39 72
31	N Gonzaga	50 62	31	H Iowa	73 83	73	H BYU	54 57	161	A Santa Clara	84 66
44	H Iowa	73 83	45	H San Diego St.	54 58	75	A Cal Poly	50 69	161	H Santa Clara	59 48
49	A St. Mary's (CA)	73 70	49	H St. Mary's (CA)	67 50	92	H Northern Colo.	78 44	171	H Long Beach St.	67 49
49	N St. Mary's (CA)	74 53	50	H Central Mich.	78 72				172	A Loyola Marymount	66 59
									172	H Loyola Marymount	88 78
									208	A Portland	69 63
									208	H Portland	72 54
									211	A San Francisco	63 61
									211	H San Francisco	62 52
									271	A Pepperdine	79 61
									271	H Pepperdine	71 50
									275	N Boise St.	77 70
									280	H San Jose St.	91 52
									323	A Air Force	74 43
LAST 12 Division I GAMES:											
31	N Gonzaga	50 62	271	H Pepperdine	71 50						
49	N St. Mary's (CA)	74 53	73	A BYU	48 53						
161	A Santa Clara	84 66	211	A San Francisco	63 61						
211	H San Francisco	62 52	161	H Santa Clara	59 48						
49	H St. Mary's (CA)	67 50	271	A Pepperdine	79 61						
172	A Loyola Marymount	66 59	208	H Portland	72 54						

Non-Div I Games: Point Loma 81 56 Cal St. San Marcos 69 44

San Diego

Loss, Non-Conf, S Site, H Home A Away N Neutral

Average RPI Win:	200	WON-LOST	WINNING	LAST 12	STRENGTH OF	OPP. STRENGTH	TEAM	ADJ.	CONF.	ADJ CONF.
Average RPI Loss:	52	RECORD	PCT. RANK	GAMES	SCHEDULE	OF SCHEDULE	RPI	RPI	RPI	RPI
DIV. I ONLY	24- 6	26	11- 1	123	129	45	45	17	17	
DIV. I NON-CONF.	7- 4	103	0- 0	45	15	43	43	16	16	
TOTALS	RPI 1-25	RPI 26-50	W-L RECORDS	RPI 51-100	RPI 101-150	RPI 150+				
24- 6	0- 2	0- 1	OVERALL	7- 3	1- 0	16- 0				
11- 2	0- 0	0- 1	HOME	2- 1	1- 0	8- 0				
10- 3	0- 2	0- 0	AWAY	4- 1	0- 0	6- 0				
3- 1	0- 0	0- 0	NEUTRAL	1- 1	0- 0	2- 0				
7- 4	0- 2	0- 1	NON-CONFERENCE	4- 1	1- 0	2- 0				
4- 1	0- 0	0- 1	HOME	1- 0	1- 0	2- 0				
2- 3	0- 2	0- 0	AWAY	2- 1	0- 0	0- 0				
1- 0	0- 0	0- 0	NEUTRAL	1- 0	0- 0	0- 0				
17- 2	0- 0	0- 0	CONFERENCE	3- 2	0- 0	14- 0				
7- 1	0- 0	0- 0	HOME	1- 1	0- 0	6- 0				
8- 0	0- 0	0- 0	AWAY	2- 0	0- 0	6- 0				
2- 1	0- 0	0- 0	NEUTRAL	0- 1	0- 0	2- 0				

RPI 1-25				RPI 26-50				Team's RPI: 45				RPI 51-100				RPI 101+			
RPI	S	Opponent	Score	RPI	S	Opponent	Score	RPI	S	Opponent	Score	RPI	S	Opponent	Score	RPI	S	Opponent	Score
11	A	UCLA	52 66	38	H	Oklahoma St.	72 80	67	A	San Diego	58 54	109	H	Southern California	80 46				
25	A	Colorado	53 67					69	H	SMU	88 72	183	A	New Mexico	63 39				
								74	A	Wyoming	57 51	183	H	New Mexico	72 44				
								74	H	Wyoming	66 43	183	N	New Mexico	67 39				
								75	A	Cal Poly	73 56	220	A	Colorado St.	48 44				
								76	A	Fresno St.	74 49	220	H	Colorado St.	60 44				
								76	H	Fresno St.	72 80	251	H	UC Irvine	63 53				
								76	N	Fresno St.	70 76	260	A	UNLV	74 60				
								86	A	Washington	58 59	260	H	UNLV	86 50				
								95	N	Auburn	78 57	275	A	Boise St.	64 40				
												275	H	Boise St.	86 45				
												292	A	Nevada	58 45				
												292	H	Nevada	69 57				
												292	N	Nevada	67 39				
												323	A	Air Force	73 55				
												323	H	Air Force	68 46				
												330	H	Savannah St.	72 51				
LAST 12 Division I GAMES:																			
		76	N	Fresno St.	70	76	292	A	Nevada	58	45								
		183	N	New Mexico	67	39	74	A	Wyoming	57	51								
		292	N	Nevada	67	39	260	H	UNLV	86	50								
		275	H	Boise St.	86	45	220	H	Colorado St.	60	44								
		323	A	Air Force	73	55	76	A	Fresno St.	74	49								
		183	H	New Mexico	72	44	275	A	Boise St.	64	40								

Non-Div I Games: Cal St. Dom. Hills 66 30 Fresno Pacific 90 41

San Diego St.

San Francisco

Through Games Of Sunday, March 17, 2013

Average RPI Win:	206	WON-LOST	WINNING	LAST 12	STRENGTH OF	OPP. STRENGTH	TEAM	ADJ.	CONF.	ADJ CONF.
Average RPI Loss:	115	RECORD	PCT. RANK	GAMES	SCHEDULE	OF SCHEDULE	RPI	RPI	RPI	RPI
DIV. I ONLY	11- 19	248	4- 8	126	96	211	211	7	7	
DIV. I NON-CONF.	6- 6	160	0- 0	88	234	134	134	7	7	
TOTALS	RPI 1-25	RPI 26-50	W-L RECORDS	RPI 51-100	RPI 101-150	RPI 150+				
11- 19	0- 0	0- 5	OVERALL	2- 5	1- 2	8- 7				
7- 7	0- 0	0- 2	HOME	1- 3	1- 0	5- 2				
3- 11	0- 0	0- 0	AWAY	1- 0	0- 0	2- 1				
1- 1	0- 0	0- 0	NEUTRAL	0- 0	0- 0	1- 1				
6- 6	0- 0	0- 1	NON-CONFERENCE	1- 2	1- 2	4- 1				
4- 2	0- 0	0- 0	HOME	0- 2	1- 0	3- 0				
2- 4	0- 0	0- 1	AWAY	1- 0	0- 2	1- 1				
0- 0	0- 0	0- 0	NEUTRAL	0- 0	0- 0	0- 0				
5- 13	0- 0	0- 4	CONFERENCE	1- 3	0- 0	4- 6				
3- 5	0- 0	0- 2	HOME	1- 1	0- 0	2- 2				
1- 7	0- 0	0- 2	AWAY	0- 2	0- 0	1- 3				
1- 1	0- 0	0- 0	NEUTRAL	0- 0	0- 0	1- 1				

RPI 1-25				RPI 26-50				RPI 51-100				RPI 101+ Team's RPI: 211			
RPI	S	Opponent	Score	RPI	S	Opponent	Score	RPI	S	Opponent	Score	RPI	S	Opponent	Score
				31	A	Gonzaga	65 101	67	A	San Diego	52 62	115	A	Sacramento St.	60 68
				31	H	Gonzaga	46 84	67	H	San Diego	61 63	145	A	Cal St. Northridge	33 77
				47	A	Pacific	59 75	70	H	Fordham	48 55	148	H	Hawaii	65 52
				49	A	St. Mary's (CA)	63 68	73	A	BYU	58 80	161	A	Santa Clara	48 61
				49	H	St. Mary's (CA)	48 68	73	H	BYU	65 56	161	H	Santa Clara	64 69
								75	A	Cal Poly	71 67	172	A	Loyola Marymount	50 65
								76	H	Fresno St.	63 72	172	H	Loyola Marymount	55 58
												172	N	Loyola Marymount	53 75
												208	A	Portland	75 71
												208	H	Portland	88 81
												209	H	UC Davis	72 65
												243	A	UTSA	61 60
												262	A	Cal St. Fullerton	55 60
												271	A	Pepperdine	67 71
												271	H	Pepperdine	67 57
												271	N	Pepperdine	80 48
												275	H	Boise St.	75 61
												280	H	San Jose St.	92 64
LAST 12 Division I GAMES:															
				172	N	Loyola Marymount	53 75	208	A	Portland	75 71				
				271	N	Pepperdine	80 48	161	H	Santa Clara	64 69				
				172	H	Loyola Marymount	55 58	31	H	Gonzaga	46 84				
				271	H	Pepperdine	67 57	67	H	San Diego	61 63				
				67	A	San Diego	52 62	49	A	St. Mary's (CA)	63 68				
				31	A	Gonzaga	65 101	73	H	BYU	65 56				

Non-Div I Games: Notre Dame de Namur93 43

San Francisco

Loss, Non-Conf, S Site, H Home A Away N Neutral

Average RPI Win:	226	WON-LOST	WINNING	LAST 12	STRENGTH OF	OPP. STRENGTH	TEAM	ADJ.	CONF.	ADJ CONF.
Average RPI Loss:	179	RECORD	PCT. RANK	GAMES	SCHEDULE	OF SCHEDULE	RPI	RPI	RPI	RPI
DIV. I ONLY	10- 19	264	4- 8	226	244	280	280	25	25	
DIV. I NON-CONF.	2- 8	305	0- 0	178	223	303	303	25	25	
TOTALS	RPI 1-25	RPI 26-50	W-L RECORDS	RPI 51-100	RPI 101-150	RPI 150+				
10- 19	0- 0	0- 1	OVERALL	0- 1	3- 6	7- 11				
9- 5	0- 0	0- 1	HOME	0- 0	3- 1	6- 3				
1- 13	0- 0	0- 0	AWAY	0- 1	0- 4	1- 8				
0- 1	0- 0	0- 0	NEUTRAL	0- 0	0- 1	0- 0				
2- 8	0- 0	0- 1	NON-CONFERENCE	0- 1	1- 1	1- 5				
2- 3	0- 0	0- 1	HOME	0- 0	1- 0	1- 2				
0- 5	0- 0	0- 0	AWAY	0- 1	0- 1	0- 3				
0- 0	0- 0	0- 0	NEUTRAL	0- 0	0- 0	0- 0				
8- 11	0- 0	0- 0	CONFERENCE	0- 0	2- 5	6- 6				
7- 2	0- 0	0- 0	HOME	0- 0	2- 1	5- 1				
1- 8	0- 0	0- 0	AWAY	0- 0	0- 3	1- 5				
0- 1	0- 0	0- 0	NEUTRAL	0- 0	0- 1	0- 0				

RPI S	Opponent	Score	RPI S	Opponent	Score	RPI S	Opponent	Score	RPI S	Opponent	Score	Team's RPI: 280
47	H Pacific	60 74	67	A San Diego	52 91	119	A Seattle	60 72	119	H Seattle	74 65	
						131	A Idaho	65 82	131	H Idaho	66 83	
						131	N Idaho	55 57	136	A Eastern Ill.	67 88	
						139	A Utah St.	54 87	139	H Utah St.	103 80	
						145	H Cal St. Northridge	73 63	161	H Santa Clara	47 62	
						185	A Louisiana Tech	80 94	185	H Louisiana Tech	60 58	
						211	A San Francisco	64 92	217	A Denver	68 83	
						217	H Denver	68 67	221	H Southern Utah	82 93	
						225	A Evansville	65 74	236	A New Mexico St.	70 90	
						236	H New Mexico St.	51 50	243	A UTSA	60 64	
						243	H UTSA	54 57	262	A Cal St. Fullerton	59 60	
						299	H Utah Valley	81 72	303	A Texas St.	67 100	
						303	H Texas St.	98 96	309	A Texas-Arlington	78 70	
						309	A Texas-Arlington	78 70				
LAST 12 Division I GAMES:												
131	N Idaho	55 57	236	A New Mexico St.	70 90							
303	A Texas St.	67 100	139	A Utah St.	54 87							
243	A UTSA	60 64	131	H Idaho	66 83							
185	H Louisiana Tech	60 58	119	H Seattle	74 65							
309	H Texas-Arlington	71 49	309	A Texas-Arlington	78 70							
217	A Denver	68 83	185	A Louisiana Tech	80 94							

Non-Div I Games: San Fran. St. 70 51

San Jose St.

RPI	S	Opponent	Score
309	H	Texas-Arlington	71 49

San Jose St.

Santa Clara

Through Games Of Sunday, March 17, 2013

Average RPI Win:	230	WON-LOST	WINNING	LAST 12	STRENGTH OF	OPP. STRENGTH	TEAM	ADJ.	CONF.	ADJ CONF.
Average RPI Loss:	92	RECORD	PCT. RANK	GAMES	SCHEDULE	OF SCHEDULE	RPI	RPI	RPI	RPI
DIV. I ONLY	14- 16	180	2- 10	104	115	161	161	7	7	
DIV. I NON-CONF.	8- 5	114	0- 0	77	254	89	89	7	7	
TOTALS	RPI 1-25	RPI 26-50	W-L RECORDS	RPI 51-100	RPI 101-150	RPI 150+				
14- 16	0- 1	0- 6	OVERALL	1- 4	0- 1	13- 4				
7- 7	0- 1	0- 2	HOME	1- 2	0- 1	6- 1				
6- 7	0- 0	0- 0	AWAY	0- 0	0- 0	6- 1				
1- 2	0- 0	0- 1	NEUTRAL	0- 0	0- 0	1- 1				
8- 5	0- 1	0- 2	NON-CONFERENCE	1- 0	0- 1	7- 1				
4- 2	0- 1	0- 0	HOME	1- 0	0- 1	3- 0				
3- 2	0- 0	0- 1	AWAY	0- 0	0- 0	3- 1				
1- 1	0- 0	0- 1	NEUTRAL	0- 0	0- 0	1- 0				
6- 11	0- 0	0- 4	CONFERENCE	0- 4	0- 0	6- 3				
3- 5	0- 0	0- 2	HOME	0- 2	0- 0	3- 1				
3- 5	0- 0	0- 2	AWAY	0- 2	0- 0	3- 1				
0- 1	0- 0	0- 0	NEUTRAL	0- 0	0- 0	0- 1				

RPI 1-25				RPI 26-50				RPI 51-100				RPI 101+ Team's RPI: 161			
RPI	S	Opponent	Score	RPI	S	Opponent	Score	RPI	S	Opponent	Score	RPI	S	Opponent	Score
3	H	Stanford	57 92	31	A	Gonzaga	50 79	67	A	San Diego	48 59	145	H	Cal St. Northridge	67 70
				31	H	Gonzaga	55 70	67	H	San Diego	66 84	171	A	Long Beach St.	68 67
				46	N	Toledo	48 73	73	A	BYU	42 65	172	A	Loyola Marymount	50 71
				47	A	Pacific	45 72	73	H	BYU	48 65	172	H	Loyola Marymount	58 54
				49	A	St. Mary's (CA)	56 65	76	H	Fresno St.	58 53	208	A	Portland	59 58
				49	H	St. Mary's (CA)	50 56					208	H	Portland	68 71
												208	N	Portland	64 70
												209	A	UC Davis	59 70
												211	A	San Francisco	69 64
												211	H	San Francisco	61 48
												246	N	Cleveland St.	82 71
												251	H	UC Irvine	77 54
												260	H	UNLV	70 64
												271	A	Pepperdine	38 36
												271	H	Pepperdine	64 52
												280	A	San Jose St.	62 47
												287	A	CSU Bakersfield	77 56
												299	H	Utah Valley	80 67
LAST 12 Division I GAMES:															
				208	N	Portland	64 70			211	A	San Francisco	69 64		
				67	H	San Diego	66 84			172	A	Loyola Marymount	50 71		
				49	A	St. Mary's (CA)	56 65			73	H	BYU	48 65		
				271	H	Pepperdine	64 52			67	A	San Diego	48 59		
				31	H	Gonzaga	55 70			208	H	Portland	68 71		
				73	A	BYU	42 65			49	H	St. Mary's (CA)	50 56		

Non-Div I Games:

Santa Clara

Loss, Non-Conf, S Site, H Home A Away N Neutral

Average RPI Win:	274	WON-LOST	WINNING	LAST 12	STRENGTH OF	OPP. STRENGTH	TEAM	ADJ.	CONF.	ADJ CONF.
Average RPI Loss:	190	RECORD	PCT. RANK	GAMES	SCHEDULE	OF SCHEDULE	RPI	RPI	RPI	RPI
DIV. I ONLY	4- 23	328	1- 11	202	316	330	330	30	30	
DIV. I NON-CONF.	2- 8	305	0- 0	85	105	249	249	30	30	
TOTALS	RPI 1-25	RPI 26-50	W-L RECORDS	RPI 51-100	RPI 101-150	RPI 150+				
4- 23	0- 2	0- 2	OVERALL	0- 2	0- 3	4- 14				
4- 6	0- 0	0- 0	HOME	0- 1	0- 1	4- 4				
0- 15	0- 2	0- 1	AWAY	0- 1	0- 2	0- 9				
0- 2	0- 0	0- 1	NEUTRAL	0- 0	0- 0	0- 1				
2- 8	0- 2	0- 2	NON-CONFERENCE	0- 1	0- 0	2- 3				
2- 0	0- 0	0- 0	HOME	0- 0	0- 0	2- 0				
0- 7	0- 2	0- 1	AWAY	0- 1	0- 0	0- 3				
0- 1	0- 0	0- 1	NEUTRAL	0- 0	0- 0	0- 0				
2- 15	0- 0	0- 0	CONFERENCE	0- 1	0- 3	2- 11				
2- 6	0- 0	0- 0	HOME	0- 1	0- 1	2- 4				
0- 8	0- 0	0- 0	AWAY	0- 0	0- 2	0- 6				
0- 1	0- 0	0- 0	NEUTRAL	0- 0	0- 0	0- 1				

RPI 1-25				RPI 26-50				RPI 51-100				RPI 101+ Team's RPI: 330			
RPI	S	Opponent	Score	RPI	S	Opponent	Score	RPI	S	Opponent	Score	RPI	S	Opponent	Score
17	A	South Carolina	47 78	32	N	Saint Joseph's	41 88	72	A	Florida	38 88	110	A	Howard	41 53
19	A	Georgia	57 94	45	A	San Diego St.	51 72	79	H	Hampton	40 70	138	A	N.C. A&T	47 58
												138	H	N.C. A&T	45 67
												159	A	South Carolina St.	54 75
												159	H	South Carolina St.	49 46
												159	N	South Carolina St.	35 50
												176	A	Southern Miss.	38 51
												196	A	Mississippi St.	55 70
												219	A	Coppin St.	53 57
												274	A	Morgan St.	50 68
												278	H	North Florida	49 40
												296	A	Florida A&M	59 67
												296	H	Florida A&M	49 59
												306	A	Jacksonville	60 72
												318	A	Bethune-Cookman	53 67
												318	H	Bethune-Cookman	41 50
												325	H	Norfolk St.	62 55
												332	H	UMES	44 55
												334	H	Alabama St.	60 48
												339	A	N.C. Central	29 33
												339	H	N.C. Central	38 43
LAST 12 Division I GAMES:															
				159	N	South Carolina St.	35 50	138	H	N.C. A&T	45 67				
				332	H	UMES	44 55	339	H	N.C. Central	38 43				
				138	A	N.C. A&T	47 58	159	H	South Carolina St.	49 46				
				339	A	N.C. Central	29 33	110	A	Howard	41 53				
				318	A	Bethune-Cookman	53 67	159	A	South Carolina St.	54 75				
				296	A	Florida A&M	59 67	318	H	Bethune-Cookman	41 50				

Non-Div I Games: Trinity Baptist 66 41 Talladega 58 56 Columbia (SC) 89 55

Savannah St.

Average RPI Win:	220	WON-LOST	WINNING	LAST 12	STRENGTH OF	OPP. STRENGTH	TEAM	ADJ.	CONF.	ADJ CONF.
Average RPI Loss:	174	RECORD	PCT. RANK	GAMES	SCHEDULE	OF SCHEDULE	RPI	RPI	RPI	RPI
DIV. I ONLY	20- 10	77	9- 3	241	220	119	119	25	25	
DIV. I NON-CONF.	3- 6	244	0- 0	205	145	283	283	25	25	
TOTALS	RPI 1-25	RPI 26-50	W-L RECORDS	RPI 51-100	RPI 101-150	RPI 150+				
20- 10	0- 0	0- 1	OVERALL	0- 2	4- 2	16- 5				
12- 3	0- 0	0- 1	HOME	0- 1	3- 0	9- 1				
6- 6	0- 0	0- 0	AWAY	0- 1	1- 1	5- 4				
2- 1	0- 0	0- 0	NEUTRAL	0- 0	0- 1	2- 0				
3- 6	0- 0	0- 1	NON-CONFERENCE	0- 2	1- 0	2- 3				
3- 3	0- 0	0- 1	HOME	0- 1	1- 0	2- 1				
0- 3	0- 0	0- 0	AWAY	0- 1	0- 0	0- 2				
0- 0	0- 0	0- 0	NEUTRAL	0- 0	0- 0	0- 0				
17- 4	0- 0	0- 0	CONFERENCE	0- 0	3- 2	14- 2				
9- 0	0- 0	0- 0	HOME	0- 0	2- 0	7- 0				
6- 3	0- 0	0- 0	AWAY	0- 0	1- 1	5- 2				
2- 1	0- 0	0- 0	NEUTRAL	0- 0	0- 1	2- 0				

RPI	S	Opponent	Score	RPI	S	Opponent	Score	RPI	S	Opponent	Score	RPI	S	Opponent	Score	Team's RPI: 119
47	H	Pacific	70 71	73	A	BYU	62 70	117	H	Sacred Heart	74 70	131	A	Idaho	76 71	
				86	H	Washington	75 77	131	H	Idaho	55 53	131	N	Idaho	64 67	
								139	A	Utah St.	62 67	139	H	Utah St.	71 68	
								185	A	Louisiana Tech	87 74	185	H	Louisiana Tech	64 47	
								185	N	Louisiana Tech	80 61	208	H	Portland	63 61	
								217	A	Denver	69 66	217	H	Denver	63 53	
								220	A	Colorado St.	55 58	229	H	Portland St.	72 59	
								236	A	New Mexico St.	60 54	236	H	New Mexico St.	78 62	
								236	N	New Mexico St.	77 53	243	A	UTSA	55 65	
								243	H	UTSA	56 54	251	H	UC Irvine	60 61	
								271	A	Pepperdine	64 70	280	A	San Jose St.	65 74	
								280	H	San Jose St.	72 60	303	A	Texas St.	70 58	
								303	H	Texas St.	73 71	309	A	Texas-Arlington	78 64	
LAST 12 Division I GAMES:																
		131 N Idaho	64 67			309 A Texas-Arlington	78 64									
		185 N Louisiana Tech	80 61			185 A Louisiana Tech	87 74									
		236 N New Mexico St.	77 53			236 H New Mexico St.	78 62									
		131 H Idaho	55 53			217 H Denver	63 53									
		243 H UTSA	56 54			139 A Utah St.	62 67									
		303 H Texas St.	73 71			280 A San Jose St.	65 74									

Non-Div I Games:

Seattle

■ Loss,
 ■ Non-Conf,
 ■ S Site,
 ■ H Home
 ■ A Away
 N Neutral

Seattle

RPI S Opponent Score

Through Games Of Sunday, March 17, 2013

RPI	S	Opponent	Score
309	H	Texas-Arlington	69 53

S
e
a
t
t
l
e

S
e
a
t
t
l
e

Seattle

Average RPI Win:	214	WON-LOST	WINNING	LAST 12	STRENGTH OF	OPP. STRENGTH	TEAM	ADJ.	CONF.	ADJ CONF.
Average RPI Loss:	69	RECORD	PCT. RANK	GAMES	SCHEDULE	OF SCHEDULE	RPI	RPI	RPI	RPI
DIV. I ONLY	11- 20	258	4- 8	75	63	199	199	4	4	
DIV. I NON-CONF.	5- 8	220	0- 0	207	236	272	272	3	3	
TOTALS	RPI 1-25	RPI 26-50	W-L RECORDS	RPI 51-100	RPI 101-150	RPI 150+				
11- 20	0- 4	1- 6	OVERALL	1- 5	0- 2	9- 3				
9- 7	0- 2	1- 1	HOME	1- 2	0- 1	7- 1				
1- 10	0- 2	0- 4	AWAY	0- 2	0- 1	1- 1				
1- 3	0- 0	0- 1	NEUTRAL	0- 1	0- 0	1- 1				
5- 8	0- 1	0- 1	NON-CONFERENCE	0- 1	0- 2	5- 3				
5- 3	0- 1	0- 0	HOME	0- 0	0- 1	5- 1				
0- 3	0- 0	0- 1	AWAY	0- 0	0- 1	0- 1				
0- 2	0- 0	0- 0	NEUTRAL	0- 1	0- 0	0- 1				
6- 12	0- 3	1- 5	CONFERENCE	1- 4	0- 0	4- 0				
4- 4	0- 1	1- 1	HOME	1- 2	0- 0	2- 0				
1- 7	0- 2	0- 3	AWAY	0- 2	0- 0	1- 0				
1- 1	0- 0	0- 1	NEUTRAL	0- 0	0- 0	1- 0				

RPI 1-25				RPI 26-50				RPI 51-100				RPI 101+ Team's RPI: 199			
RPI	S	Opponent	Score	RPI	S	Opponent	Score	RPI	S	Opponent	Score	RPI	S	Opponent	Score
2	H	Notre Dame	49 69	26	A	DePaul	48 74	56	A	South Fla.	56 67	122	A	Temple	38 54
4	A	Connecticut	30 90	28	H	Villanova	34 63	56	H	South Fla.	52 74	128	H	Memphis	58 65
17	H	South Carolina	42 55	33	A	Syracuse	34 65	68	H	Marquette	53 56	163	A	Wake Forest	63 64
22	A	Louisville	62 72	35	A	Michigan	29 72	74	N	Wyoming	45 55	181	A	Cincinnati	64 56
				39	A	St. John's (NY)	46 72	77	A	Georgetown	50 70	181	N	Cincinnati	60 55
				39	H	St. John's (NY)	60 51	85	H	Rutgers	45 42	182	N	South Dakota	55 71
				39	N	St. John's (NY)	45 51					202	H	Mt. St. Mary's	64 74
												207	H	Providence	72 56
												228	H	Lafayette	60 54
												241	H	Pittsburgh	69 56
												256	H	Siena	57 48
												272	H	NJIT	69 66
												324	H	Wofford	57 53
												345	H	New Orleans	82 35
LAST 12 Division I GAMES:															
		39 N St. John's (NY)	45 51			56 A South Fla.	56 67								
		181 N Cincinnati	60 55			28 H Villanova	34 63								
		39 H St. John's (NY)	60 51			2 H Notre Dame	49 69								
		22 A Louisville	62 72			26 A DePaul	48 74								
		4 A Connecticut	30 90			33 A Syracuse	34 65								
		207 H Providence	72 56			85 H Rutgers	45 42								

Non-Div I Games:

Seton Hall

Average RPI Win: 273	WON-LOST	WINNING	LAST 12	STRENGTH OF	OPP. STRENGTH	TEAM	ADJ.	CONF.	ADJ CONF.
Average RPI Loss: 162	RECORD	PCT. RANK	GAMES	SCHEDULE	OF SCHEDULE	RPI	RPI	RPI	RPI
DIV. I ONLY	13- 18	211	6- 6	273	269	256	256	26	26
DIV. I NON-CONF.	4- 7	233	0- 0	266	248	259	259	23	23
TOTALS	RPI 1-25	RPI 26-50	W-L RECORDS	RPI 51-100	RPI 101-150	RPI 150+			
13- 18	0- 1	0- 2	OVERALL	0- 1	1- 4	12- 10			
8- 6	0- 1	0- 1	HOME	0- 1	1- 1	7- 2			
4- 11	0- 0	0- 1	AWAY	0- 0	0- 2	4- 8			
1- 1	0- 0	0- 0	NEUTRAL	0- 0	0- 1	1- 0			
4- 7	0- 1	0- 0	NON-CONFERENCE	0- 1	0- 2	4- 3			
2- 3	0- 1	0- 0	HOME	0- 1	0- 1	2- 0			
2- 4	0- 0	0- 0	AWAY	0- 0	0- 1	2- 3			
0- 0	0- 0	0- 0	NEUTRAL	0- 0	0- 0	0- 0			
9- 11	0- 0	0- 2	CONFERENCE	0- 0	1- 2	8- 7			
6- 3	0- 0	0- 1	HOME	0- 0	1- 0	5- 2			
2- 7	0- 0	0- 1	AWAY	0- 0	0- 1	2- 5			
1- 1	0- 0	0- 0	NEUTRAL	0- 0	0- 1	1- 0			

RPI 1-25				RPI 26-50				RPI 51-100				RPI 101+ Team's RPI: 256			
RPI	S	Opponent	Score	RPI	S	Opponent	Score	RPI	S	Opponent	Score	RPI	S	Opponent	Score
13	H	Dayton	53 91	43	A	Marist	64 75	59	H	Albany (NY)	48 65	117	A	Sacred Heart	60 61
				43	H	Marist	48 66					126	A	Iona	47 71
												126	H	Iona	70 54
												126	N	Iona	58 68
												138	H	N.C. A&T	47 49
												193	A	Fairfield	43 50
												193	H	Fairfield	59 66
												193	N	Fairfield	52 48
												197	A	Rider	52 72
												197	H	Rider	61 73
												199	A	Seton Hall	48 57
												232	A	Niagara	62 70
												232	H	Niagara	59 43
												234	A	Loyola Maryland	37 53
												234	H	Loyola Maryland	62 52
												241	A	Pittsburgh	50 75
												264	H	Fairleigh Dickinson	76 56
												268	A	Canisius	62 65
												268	H	Canisius	64 53
												300	A	Massachusetts	57 51
												304	A	Rhode Island	39 47
												312	A	Binghamton	62 44
												313	A	Manhattan	54 51
												313	H	Manhattan	62 55
												326	H	Maine	53 50
												333	A	Saint Peter's	75 60
LAST 12 Division I GAMES:															
				126	N	Iona	58 68					232	H	Niagara	59 43
				193	N	Fairfield	52 48					197	H	Rider	61 73
				268	H	Canisius	64 53					43	H	Marist	48 66
				197	A	Rider	52 72					313	A	Manhattan	54 51
				126	A	Iona	47 71					234	A	Loyola Maryland	37 53
				333	H	Saint Peter's	70 67					126	H	Iona	70 54

Non-Div I Games:

Siena

■ Loss,
 ■ Non-Conf,
 ■ S Site,
 ■ Home
 ■ A Away
 N Neutral

RPI	S	Opponent	Score
333	H	Saint Peter's	70 67

S
i
e
n
a

S
i
e
n
a

Siena

Average RPI Win:	215	WON-LOST	WINNING	LAST 12	STRENGTH OF	OPP. STRENGTH	TEAM	ADJ.	CONF.	ADJ CONF.
Average RPI Loss:	142	RECORD	PCT. RANK	GAMES	SCHEDULE	OF SCHEDULE	RPI	RPI	RPI	RPI
DIV. I ONLY	16- 13	135	6- 6	236	163	167	167	12	12	
DIV. I NON-CONF.	6- 2	55	0- 0	257	260	84	84	14	14	
TOTALS	RPI 1-25	RPI 26-50	W-L RECORDS	RPI 51-100	RPI 101-150	RPI 150+				
16- 13	0- 0	0- 2	OVERALL	0- 2	4- 4	12- 5				
9- 4	0- 0	0- 1	HOME	0- 1	2- 1	7- 1				
6- 8	0- 0	0- 1	AWAY	0- 1	1- 3	5- 3				
1- 1	0- 0	0- 0	NEUTRAL	0- 0	1- 0	0- 1				
6- 2	0- 0	0- 0	NON-CONFERENCE	0- 0	2- 2	4- 0				
3- 0	0- 0	0- 0	HOME	0- 0	1- 0	2- 0				
2- 2	0- 0	0- 0	AWAY	0- 0	0- 2	2- 0				
1- 0	0- 0	0- 0	NEUTRAL	0- 0	1- 0	0- 0				
10- 11	0- 0	0- 2	CONFERENCE	0- 2	2- 2	8- 5				
6- 4	0- 0	0- 1	HOME	0- 1	1- 1	5- 1				
4- 6	0- 0	0- 1	AWAY	0- 1	1- 1	3- 3				
0- 1	0- 0	0- 0	NEUTRAL	0- 0	0- 0	0- 1				

RPI S	Opponent	Score	RPI S	Opponent	Score	RPI S	Opponent	Score	RPI S	Opponent	Score	Team's RPI: 167
42	A Middle Tenn.	48 69	42	H Middle Tenn.	39 60	65	A UALR	34 65	101	A Western Ky.	65 59	
						65	H UALR	40 49	101	H Western Ky.	56 46	
									111	H Sam Houston St.	71 61	
									114	A FIU	49 63	
									114	H FIU	46 50	
									118	N Detroit	59 56	
									120	A UCF	54 55	
									145	A Cal St. Northridge	40 47	
									162	A Arkansas St.	61 72	
									162	H Arkansas St.	53 47	
									176	H Southern Miss.	69 67	
									213	H Tennessee St.	59 43	
									222	A La.-Monroe	55 45	
									222	H La.-Monroe	61 51	
									224	A Fla. Atlantic	56 67	
									224	H Fla. Atlantic	56 59	
									227	A North Texas	47 67	
									227	H North Texas	65 61	
									279	A Southern U.	63 41	
									281	A La.-Lafayette	53 43	
									281	H La.-Lafayette	53 39	
									297	A Troy	71 70	
									297	H Troy	74 58	
									297	N Troy	49 62	
									344	A Houston Baptist	83 53	
LAST 12 Division I GAMES:												
297	N Troy	49 62	224	H Fla. Atlantic	56 59	297	H Troy	74 58				
101	A Western Ky.	65 59	65	A UALR	34 65	162	A Arkansas St.	61 72				
227	H North Texas	65 61	114	H FIU	46 50	101	H Western Ky.	56 46				
42	A Middle Tenn.	48 69										
281	H La.-Lafayette	53 39										

Non-Div I Games: Spring Hill 86 52

South Ala.

■ Loss,
 ■ Non-Conf, S Site,
 ■ Home
 ■ Away
 N Neutral

Average RPI Win:	141	WON-LOST	WINNING	LAST 12	STRENGTH OF	OPP. STRENGTH	TEAM	ADJ.	CONF.	ADJ CONF.
Average RPI Loss:	22	RECORD	PCT. RANK	GAMES	SCHEDULE	OF SCHEDULE	RPI	RPI	RPI	RPI
DIV. I ONLY	24- 7	32	8- 4	23	54	17	17	3	3	
DIV. I NON-CONF.	12- 1	5	0- 0	69	138	21	21	6	6	
TOTALS	RPI 1-25	RPI 26-50	W-L RECORDS	RPI 51-100	RPI 101-150	RPI 150+				
24- 7	1- 6	3- 0	OVERALL	7- 1	1- 0	12- 0				
13- 3	1- 3	2- 0	HOME	3- 0	1- 0	6- 0				
7- 3	0- 2	0- 0	AWAY	2- 1	0- 0	5- 0				
4- 1	0- 1	1- 0	NEUTRAL	2- 0	0- 0	1- 0				
12- 1	0- 1	1- 0	NON-CONFERENCE	3- 0	1- 0	7- 0				
7- 1	0- 1	0- 0	HOME	1- 0	1- 0	5- 0				
2- 0	0- 0	0- 0	AWAY	0- 0	0- 0	2- 0				
3- 0	0- 0	1- 0	NEUTRAL	2- 0	0- 0	0- 0				
12- 6	1- 5	2- 0	CONFERENCE	4- 1	0- 0	5- 0				
6- 2	1- 2	2- 0	HOME	2- 0	0- 0	1- 0				
5- 3	0- 2	0- 0	AWAY	2- 1	0- 0	3- 0				
1- 1	0- 1	0- 0	NEUTRAL	0- 0	0- 0	1- 0				

RPI	S	Opponent	Score	RPI	S	Opponent	Score	RPI	S	Opponent	Score	RPI	S	Opponent	Score
3	H	Stanford	49 53	26	N	DePaul	55 46	52	N	FGCU	65 46	134	H	Elon	77 44
7	H	Tennessee	53 73	29	H	Vanderbilt	64 48	72	A	Florida	52 44	159	H	South Carolina St.	65 45
8	A	Kentucky	74 78	34	H	LSU	66 59	72	H	Florida	67 56	175	A	Alabama	65 53
8	H	Kentucky	55 50					78	A	Arkansas	43 40	175	N	Alabama	77 35
10	H	Texas A&M	48 50					79	N	Hampton	45 34	185	A	Louisiana Tech	82 58
10	N	Texas A&M	52 61					83	H	Drexel	58 55	196	A	Mississippi St.	60 46
19	A	Georgia	40 42					95	H	Auburn	59 51	196	H	Mississippi St.	58 43
								97	A	Missouri	58 65	198	H	Clemson	64 43
												199	A	Seton Hall	55 42
												244	A	Ole Miss	62 47
												252	H	Furman	69 35
												322	H	Western Caro.	66 44
												330	H	Savannah St.	78 47
LAST 12 Division I GAMES:															
10	N	Texas A&M	52 61	8	A	Kentucky	74 78								
175	N	Alabama	77 35	10	H	Texas A&M	48 50								
72	H	Florida	67 56	175	A	Alabama	65 53								
97	A	Missouri	58 65	95	H	Auburn	59 51								
196	H	Mississippi St.	58 43	78	A	Arkansas	43 40								
244	A	Ole Miss	62 47	8	H	Kentucky	55 50								

Non-Div I Games:

South Carolina

■ Loss,
 ■ Non-Conf, S Site,
 ■ Home
 ■ Away
 N Neutral

Average RPI Win:	266	WON-LOST	WINNING	LAST 12	STRENGTH OF	OPP. STRENGTH	TEAM	ADJ.	CONF.	ADJ CONF.
Average RPI Loss:	161	RECORD	PCT. RANK	GAMES	SCHEDULE	OF SCHEDULE	RPI	RPI	RPI	RPI
DIV. I ONLY	18- 9	77	9- 3	318	319	159	159	30	30	
DIV. I NON-CONF.	6- 3	84	0- 0	118	238	56	56	30	30	
TOTALS	RPI 1-25	RPI 26-50	W-L RECORDS	RPI 51-100	RPI 101-150	RPI 150+				
18- 9	0- 2	0- 0	OVERALL	0- 1	4- 2	14- 4				
9- 2	0- 0	0- 0	HOME	0- 1	2- 0	7- 1				
8- 6	0- 2	0- 0	AWAY	0- 0	2- 2	6- 2				
1- 1	0- 0	0- 0	NEUTRAL	0- 0	0- 0	1- 1				
6- 3	0- 2	0- 0	NON-CONFERENCE	0- 0	2- 1	4- 0				
3- 0	0- 0	0- 0	HOME	0- 0	1- 0	2- 0				
3- 3	0- 2	0- 0	AWAY	0- 0	1- 1	2- 0				
0- 0	0- 0	0- 0	NEUTRAL	0- 0	0- 0	0- 0				
12- 6	0- 0	0- 0	CONFERENCE	0- 1	2- 1	10- 4				
6- 2	0- 0	0- 0	HOME	0- 1	1- 0	5- 1				
5- 3	0- 0	0- 0	AWAY	0- 0	1- 1	4- 2				
1- 1	0- 0	0- 0	NEUTRAL	0- 0	0- 0	1- 1				

RPI 1-25				RPI 26-50				RPI 51-100				RPI 101+ Team's RPI: 159			
RPI	S	Opponent	Score	RPI	S	Opponent	Score	RPI	S	Opponent	Score	RPI	S	Opponent	Score
17	A	South Carolina	45 65					79	H	Hampton	46 59	110	A	Howard	54 53
19	A	Georgia	46 62									135	A	Old Dominion	63 79
												138	A	N.C. A&T	54 59
												138	H	N.C. A&T	68 57
												142	A	Presbyterian	60 55
												143	H	Winthrop	62 52
												198	A	Clemson	67 55
												219	A	Coppin St.	56 69
												219	N	Coppin St.	53 55
												273	H	Delaware St.	76 52
												274	A	Morgan St.	83 74
												289	H	Coastal Caro.	78 55
												296	A	Florida A&M	63 46
												296	H	Florida A&M	56 61
												306	H	Jacksonville	68 45
												318	A	Bethune-Cookman	58 50
												318	H	Bethune-Cookman	58 39
												325	H	Norfolk St.	62 59
												327	A	Charleston So.	73 57
												330	A	Savannah St.	46 49
												330	H	Savannah St.	75 54
												330	N	Savannah St.	50 35
												339	A	N.C. Central	70 50
												339	H	N.C. Central	40 39
LAST 12 Division I GAMES:															
				219	N	Coppin St.	53 55	318	A	Bethune-Cookman	58 50				
				330	N	Savannah St.	50 35	339	H	N.C. Central	40 39				
				273	H	Delaware St.	76 52	138	H	N.C. A&T	68 57				
				339	A	N.C. Central	70 50	330	A	Savannah St.	46 49				
				138	A	N.C. A&T	54 59	110	A	Howard	54 53				
				296	A	Florida A&M	63 46	330	H	Savannah St.	75 54				

Non-Div I Games: Southern Wesleyan 94 46 Claflin 77 42

South Carolina St.

Loss, Non-Conf, S Site, H Home A Away N Neutral

South Dakota

Through Games Of Sunday, March 17, 2013

Average RPI Win:	237	WON-LOST	WINNING	LAST 12	STRENGTH OF	OPP. STRENGTH	TEAM	ADJ.	CONF.	ADJ CONF.
Average RPI Loss:	171	RECORD	PCT. RANK	GAMES	SCHEDULE	OF SCHEDULE	RPI	RPI	RPI	RPI
DIV. I ONLY	15- 15	160	7- 5	212	219	182	182	23	23	
DIV. I NON-CONF.	5- 8	220	1- 0	220	227	215	215	21	21	
TOTALS	RPI 1-25	RPI 26-50	W-L RECORDS	RPI 51-100	RPI 101-150	RPI 150+				
15- 15	0- 0	0- 1	OVERALL	0- 4	0- 3	15- 7				
7- 4	0- 0	0- 1	HOME	0- 1	0- 1	7- 1				
5- 10	0- 0	0- 0	AWAY	0- 2	0- 2	5- 6				
3- 1	0- 0	0- 0	NEUTRAL	0- 1	0- 0	3- 0				
5- 8	0- 0	0- 1	NON-CONFERENCE	0- 1	0- 3	5- 3				
2- 2	0- 0	0- 1	HOME	0- 0	0- 1	2- 0				
2- 6	0- 0	0- 0	AWAY	0- 1	0- 2	2- 3				
1- 0	0- 0	0- 0	NEUTRAL	0- 0	0- 0	1- 0				
10- 7	0- 0	0- 0	CONFERENCE	0- 3	0- 0	10- 4				
5- 2	0- 0	0- 0	HOME	0- 1	0- 0	5- 1				
3- 4	0- 0	0- 0	AWAY	0- 1	0- 0	3- 3				
2- 1	0- 0	0- 0	NEUTRAL	0- 1	0- 0	2- 0				

RPI S	Opponent	Score	RPI S	Opponent	Score	RPI S	Opponent	Score	RPI S	Opponent	Score	Team's RPI: 182
41	H Creighton	49 53	61	A South Dakota St.	60 72	129	A UNI	50 63				
			61	H South Dakota St.	55 63	132	H Idaho St.	45 69				
			61	N South Dakota St.	53 56	139	A Utah St.	69 70				
			62	A Kansas St.	54 68	151	A IUPUI	76 56				
						151	H IUPUI	56 39				
						151	N IUPUI	82 72				
						199	N Seton Hall	71 55				
						233	A Neb. Omaha	50 39				
						233	H Neb. Omaha	62 57				
						245	A IPFW	64 71				
						245	H IPFW	82 51				
						246	A Cleveland St.	46 60				
						254	A Western Ill.	63 60				
						254	H Western Ill.	71 67				
						266	A Drake	74 69				
						269	A North Dakota St.	73 52				
						269	H North Dakota St.	50 57				
						269	N North Dakota St.	73 53				
						271	A Pepperdine	54 70				
						275	A Boise St.	50 52				
						285	A UMKC	56 60				
						285	H UMKC	67 45				
						293	A Oakland	46 59				
						293	H Oakland	64 49				
						299	H Utah Valley	72 48				
LAST 12 Division I GAMES:												
			61	N South Dakota St.	53 56	245	A IPFW	64 71				
			151	N IUPUI	82 72	293	A Oakland	46 59				
			269	N North Dakota St.	73 53	285	H UMKC	67 45				
			233	A Neb. Omaha	50 39	269	H North Dakota St.	50 57				
			254	H Western Ill.	71 67	61	H South Dakota St.	55 63				
			151	H IUPUI	56 39	151	A IUPUI	76 56				

Non-Div I Games: Dakota St. 90 35 Peru St. 93 37

South Dakota

Loss, Non-Conf, S Site, H Home A Away N Neutral

Average RPI Win:	219	WON-LOST	WINNING	LAST 12	STRENGTH OF	OPP. STRENGTH	TEAM	ADJ.	CONF.	ADJ CONF.
Average RPI Loss:	71	RECORD	PCT. RANK	GAMES	SCHEDULE	OF SCHEDULE	RPI	RPI	RPI	RPI
DIV. I ONLY	25- 7	28	11- 1	172	127	61	61	23	23	
DIV. I NON-CONF.	10- 5	84	2- 0	67	17	57	57	21	21	
TOTALS	RPI 1-25	RPI 26-50	W-L RECORDS	RPI 51-100	RPI 101-150	RPI 150+				
25- 7	1- 1	1- 3	OVERALL	1- 1	1- 0	21- 2				
11- 3	1- 0	1- 1	HOME	0- 1	0- 0	9- 1				
10- 3	0- 1	0- 1	AWAY	1- 0	1- 0	8- 1				
4- 1	0- 0	0- 1	NEUTRAL	0- 0	0- 0	4- 0				
10- 5	1- 1	1- 3	NON-CONFERENCE	1- 1	1- 0	6- 0				
5- 2	1- 0	1- 1	HOME	0- 1	0- 0	3- 0				
4- 2	0- 1	0- 1	AWAY	1- 0	1- 0	2- 0				
1- 1	0- 0	0- 1	NEUTRAL	0- 0	0- 0	1- 0				
15- 2	0- 0	0- 0	CONFERENCE	0- 0	0- 0	15- 2				
6- 1	0- 0	0- 0	HOME	0- 0	0- 0	6- 1				
6- 1	0- 0	0- 0	AWAY	0- 0	0- 0	6- 1				
3- 0	0- 0	0- 0	NEUTRAL	0- 0	0- 0	3- 0				

RPI 1-25				RPI 26-50				RPI 51-100 Team's RPI: 61				RPI 101+			
RPI	S	Opponent	Score	RPI	S	Opponent	Score	RPI	S	Opponent	Score	RPI	S	Opponent	Score
6	A	Penn St.	50 60	28	N	Villanova	47 71	68	H	Marquette	74 77	129	A	UNI	61 49
16	H	Nebraska	60 55	41	H	Creighton	54 63	77	A	Georgetown	64 58	151	A	IUPUI	67 70
				42	H	Middle Tenn.	63 56					151	H	IUPUI	56 57
				50	A	Central Mich.	62 88					152	N	Washington St.	65 56
												182	A	South Dakota	63 55
												182	H	South Dakota	72 60
												182	N	South Dakota	56 53
												233	A	Neb. Omaha	74 64
												233	H	Neb. Omaha	69 56
												245	A	IPFW	66 64
												245	H	IPFW	72 62
												245	N	IPFW	86 59
												248	H	Eastern Mich.	66 65
												254	A	Western Ill.	61 52
												254	H	Western Ill.	86 51
												269	A	North Dakota St.	94 70
												269	H	North Dakota St.	76 57
												273	H	Delaware St.	72 57
												284	A	Northern Ill.	59 58
												285	A	UMKC	62 61
												285	H	UMKC	82 47
												293	A	Oakland	64 43
												293	H	Oakland	83 48
												293	N	Oakland	67 53
LAST 12 Division I GAMES:															
				182	N	South Dakota	56 53	151	A	IUPUI	67 70				
				245	N	IPFW	86 59	293	H	Oakland	83 48				
				293	N	Oakland	67 53	245	H	IPFW	72 62				
				269	A	North Dakota St.	94 70	285	A	UMKC	62 61				
				233	H	Neb. Omaha	69 56	182	A	South Dakota	63 55				
				254	A	Western Ill.	61 52	233	A	Neb. Omaha	74 64				

Non-Div I Games:

South Dakota St.

■ Loss,
■ Non-Conf, S Site,
■ Home
■ Away
N Neutral

Season 1111				Through Games of Sunday, March 17, 1913						
Average RPI Win:	176	WON-LOST	WINNING	LAST 12	STRENGTH OF	OPP. STRENGTH	TEAM	ADJ.	CONF.	ADJ CONF.
Average RPI Loss:	27	RECORD	PCT. RANK	GAMES	SCHEDULE	OF SCHEDULE	RPI	RPI	RPI	RPI
DIV. I ONLY	21- 10	67	7- 5	65	61	56	56	4	4	
DIV. I NON-CONF.	11- 2	23	0- 0	197	210	78	78	3	3	
TOTALS	RPI 1-25	RPI 26-50	W-L RECORDS	RPI 51-100	RPI 101-150	RPI 150+				
21- 10	1- 5	1- 4	OVERALL	5- 1	1- 0	13- 0				
11- 5	0- 4	1- 1	HOME	3- 0	1- 0	6- 0				
8- 3	1- 0	0- 0	AWAY	1- 0	0- 0	6- 0				
2- 2	0- 1	0- 1	NEUTRAL	1- 0	0- 0	1- 0				
11- 2	0- 1	0- 1	NON-CONFERENCE	2- 0	1- 0	8- 0				
7- 1	0- 1	0- 0	HOME	2- 0	1- 0	4- 0				
3- 0	0- 0	0- 0	AWAY	0- 0	0- 0	3- 0				
1- 1	0- 0	0- 1	NEUTRAL	0- 0	0- 0	1- 0				
10- 8	1- 4	1- 3	CONFERENCE	3- 1	0- 0	5- 0				
4- 4	0- 3	1- 1	HOME	1- 0	0- 0	2- 0				
5- 3	1- 0	0- 2	AWAY	1- 1	0- 0	3- 0				
1- 1	0- 1	0- 0	NEUTRAL	1- 0	0- 0	0- 0				

RPI 1-25				RPI 26-50				RPI 51-100				Team's RPI: 56		RPI 101+			
RPI	S	Opponent	Score	RPI	S	Opponent	Score	RPI	S	Opponent	Score			RPI	S	Opponent	Score
2	H	Notre Dame	71 75	26	A	DePaul	75 91	52	H	FGCU	67 46			118	H	Detroit	74 60
2	N	Notre Dame	66 75	28	A	Villanova	49 52	68	H	Marquette	58 48			169	H	Bradley	60 50
4	H	Connecticut	51 85	33	H	Syracuse	68 66	77	A	Georgetown	63 35			181	H	Cincinnati	77 44
16	H	Nebraska	52 62	39	H	St. John's (NY)	59 65	85	A	Rutgers	56 68			198	A	Clemson	75 73
22	A	Louisville	73 62	41	N	Creighton	74 91	85	N	Rutgers	42 39			199	A	Seton Hall	74 52
22	H	Louisville	75 78					89	H	Stetson	70 48			199	H	Seton Hall	67 56
LAST 12 Division I GAMES:																	
				2 N Notre Dame 66 75				22 A Louisville 73 62									
				85 N Rutgers 42 39				199 H Seton Hall 67 56									
				77 A Georgetown 63 35				H St. John's (NY) 59 65									
				4 H Connecticut 51 85				207 A Providence 82 54									
				85 A Rutgers 56 68				241 A Pittsburgh 78 60									
				33 H Syracuse 68 66				22 H Louisville 75 78									

Non-Div I Games:

South Fla.

■ Loss, ■ Non-Conf, S Site, H Home A Away N Neutral

Average RPI Win:	248	WON-LOST	WINNING	LAST 12	STRENGTH OF	OPP. STRENGTH	TEAM	ADJ.	CONF.	ADJ CONF.
Average RPI Loss:	183	RECORD	PCT. RANK	GAMES	SCHEDULE	OF SCHEDULE	RPI	RPI	RPI	RPI
DIV. I ONLY	11- 18	238	3- 9	292	257	276	276	28	28	
DIV. I NON-CONF.	6- 7	182	0- 0	296	209	242	242	29	29	
TOTALS	RPI 1-25	RPI 26-50	W-L RECORDS	RPI 51-100	RPI 101-150	RPI 150+				
11- 18	0- 0	0- 0	OVERALL	0- 2	0- 5	11- 11				
7- 6	0- 0	0- 0	HOME	0- 0	0- 2	7- 4				
3- 12	0- 0	0- 0	AWAY	0- 2	0- 3	3- 7				
1- 0	0- 0	0- 0	NEUTRAL	0- 0	0- 0	1- 0				
6- 7	0- 0	0- 0	NON-CONFERENCE	0- 2	0- 1	6- 4				
4- 1	0- 0	0- 0	HOME	0- 0	0- 0	4- 1				
1- 6	0- 0	0- 0	AWAY	0- 2	0- 1	1- 3				
1- 0	0- 0	0- 0	NEUTRAL	0- 0	0- 0	1- 0				
5- 11	0- 0	0- 0	CONFERENCE	0- 0	0- 4	5- 7				
3- 5	0- 0	0- 0	HOME	0- 0	0- 2	3- 3				
2- 6	0- 0	0- 0	AWAY	0- 0	0- 2	2- 4				
0- 0	0- 0	0- 0	NEUTRAL	0- 0	0- 0	0- 0				

RPI 1-25				RPI 26-50				RPI 51-100				RPI 101+				Team's RPI: 276	
RPI	S	Opponent	Score	RPI	S	Opponent	Score	RPI	S	Opponent	Score	RPI	S	Opponent	Score		
								58	A	Kansas	58	68	101	A	Western Ky.	46	60
								97	A	Missouri	51	80	106	A	UT Martin	61	75
													106	H	UT Martin	71	82
													136	A	Eastern Ill.	62	82
													136	H	Eastern Ill.	46	64
													162	A	Arkansas St.	52	51
													166	H	Tennessee Tech	51	64
													169	H	Missouri St.	55	69
													184	A	Houston	44	61
													187	H	Eastern Ky.	49	53
													189	A	SIU Edwardsville	65	78
													189	H	SIU Edwardsville	67	62
													194	A	Belmont	58	71
													201	H	Saint Louis	59	52
													205	H	Wright St.	78	66
													213	A	Tennessee St.	58	68
													240	A	Murray St.	61	58
													240	H	Murray St.	70	58
													254	H	Western Ill.	56	47
													285	A	UMKC	64	69
													298	H	Ill.-Chicago	67	52
													310	A	Austin Peay	69	51
													310	H	Austin Peay	71	57
													311	H	Morehead St.	64	70
													315	A	Southern Ill.	57	58
													320	N	Tex.-Pan American	55	54
LAST 12 Division I GAMES:																	
240	A	Murray St.	61	58	310	A	Austin Peay	69	51								
166	H	Tennessee Tech	51	64	187	H	Eastern Ky.	49	53								
342	A	Jacksonville St.	57	60	189	A	SIU Edwardsville	65	78								
106	A	UT Martin	61	75	136	A	Eastern Ill.	62	82								
189	H	SIU Edwardsville	67	62	311	H	Morehead St.	64	70								
136	H	Eastern Ill.	46	64	106	H	UT Martin	71	82								

Non-Div I Games:

Southeast Mo. St.

■ Loss,
 ■ Non-Conf,
 ■ S Site,
 ■ Home
 ■ A Away
 N Neutral

RPI S Southeast Mo. St.
Opponent Score

Through Games Of Sunday, March 17, 2013

RPI	S	Opponent	Score
342	A	Jacksonville St.	57 60

Southeast Mo. St.
.

Average RPI Win:	314	WON-LOST	WINNING	LAST 12	STRENGTH OF	OPP. STRENGTH	TEAM	ADJ.	CONF.	ADJ CONF.
Average RPI Loss:	164	RECORD	PCT. RANK	GAMES	SCHEDULE	OF SCHEDULE	RPI	RPI	RPI	RPI
DIV. I ONLY	9- 18	267	4- 8	326	312	294	294	20	20	
DIV. I NON-CONF.	5- 4	142	0- 0	342	339	211	211	20	20	
TOTALS	RPI 1-25	RPI 26-50	W-L RECORDS	RPI 51-100	RPI 101-150	RPI 150+				
9- 18	0- 1	0- 0	OVERALL	0- 2	0- 4	9- 11				
3- 7	0- 0	0- 0	HOME	0- 1	0- 2	3- 4				
6- 11	0- 1	0- 0	AWAY	0- 1	0- 2	6- 7				
0- 0	0- 0	0- 0	NEUTRAL	0- 0	0- 0	0- 0				
5- 4	0- 1	0- 0	NON-CONFERENCE	0- 0	0- 0	5- 3				
1- 0	0- 0	0- 0	HOME	0- 0	0- 0	1- 0				
4- 4	0- 1	0- 0	AWAY	0- 0	0- 0	4- 3				
0- 0	0- 0	0- 0	NEUTRAL	0- 0	0- 0	0- 0				
4- 14	0- 0	0- 0	CONFERENCE	0- 2	0- 4	4- 8				
2- 7	0- 0	0- 0	HOME	0- 1	0- 2	2- 4				
2- 7	0- 0	0- 0	AWAY	0- 1	0- 2	2- 4				
0- 0	0- 0	0- 0	NEUTRAL	0- 0	0- 0	0- 0				

RPI 1-25				RPI 26-50				RPI 51-100				RPI 101+ Team's RPI: 294			
RPI	S	Opponent	Score	RPI	S	Opponent	Score	RPI	S	Opponent	Score	RPI	S	Opponent	Score
1	A	Baylor	41 106					93	A	Oral Roberts	48 90	111	A	Sam Houston St.	75 93
								93	H	Oral Roberts	62 81	111	H	Sam Houston St.	53 58
												137	A	Lamar	49 58
												137	H	Lamar	61 72
												153	A	McNeese St.	67 75
												153	H	McNeese St.	55 79
												156	A	Nicholls St.	65 69
												156	H	Nicholls St.	65 71
												175	A	Alabama	62 97
												206	A	Stephen F. Austin	38 80
												206	H	Stephen F. Austin	80 83
												244	A	Ole Miss	85 95
												249	A	Central Ark.	70 64
												249	H	Central Ark.	60 76
												279	A	Southern U.	56 59
												290	A	Northwestern St.	55 64
												290	H	Northwestern St.	66 60
												296	A	Florida A&M	62 59
												307	A	Jackson St.	66 54
												328	A	A&M-Corpus Christi	72 68
												328	H	A&M-Corpus Christi	66 54
												340	A	Alcorn	59 54
												345	A	New Orleans	76 64
												345	H	New Orleans	69 67
LAST 12 Division I GAMES:															
137	H	Lamar	61 72	290	H	Northwestern St.	66 60								
153	H	McNeese St.	55 79	156	A	Nicholls St.	65 69								
111	A	Sam Houston St.	75 93	93	A	Oral Roberts	48 90								
328	A	A&M-Corpus Christi	72 68	249	A	Central Ark.	70 64								
153	A	McNeese St.	67 75	328	H	A&M-Corpus Christi	66 54								
206	H	Stephen F. Austin	80 83	111	H	Sam Houston St.	53 58								

Non-Div I Games: Mobile 83 53 William Carey 91 69

Southeastern La.

■ Loss,
 ■ Non-Conf, S Site,
 ■ Home
 ■ Away
 N Neutral

Average RPI Win:	180	WON-LOST	WINNING	LAST 12	STRENGTH OF	OPP. STRENGTH	TEAM	ADJ.	CONF.	ADJ CONF.
Average RPI Loss:	50	RECORD	PCT. RANK	GAMES	SCHEDULE	OF SCHEDULE	RPI	RPI	RPI	RPI
DIV. I ONLY	11- 20	258	3- 9	16	26	109	109	6	6	
DIV. I NON-CONF.	3- 8	276	0- 0	12	14	151	151	5	5	
TOTALS	RPI 1-25	RPI 26-50	W-L RECORDS	RPI 51-100	RPI 101-150	RPI 150+				
11- 20	0- 11	0- 3	OVERALL	1- 2	0- 1	10- 3				
5- 12	0- 7	0- 2	HOME	1- 0	0- 1	4- 2				
5- 7	0- 3	0- 1	AWAY	0- 2	0- 0	5- 1				
1- 1	0- 1	0- 0	NEUTRAL	0- 0	0- 0	1- 0				
3- 8	0- 3	0- 3	NON-CONFERENCE	0- 1	0- 0	3- 1				
2- 6	0- 3	0- 2	HOME	0- 0	0- 0	2- 1				
1- 2	0- 0	0- 1	AWAY	0- 1	0- 0	1- 0				
0- 0	0- 0	0- 0	NEUTRAL	0- 0	0- 0	0- 0				
8- 12	0- 8	0- 0	CONFERENCE	1- 1	0- 1	7- 2				
3- 6	0- 4	0- 0	HOME	1- 0	0- 1	2- 1				
4- 5	0- 3	0- 0	AWAY	0- 1	0- 0	4- 1				
1- 1	0- 1	0- 0	NEUTRAL	0- 0	0- 0	1- 0				

RPI 1-25				RPI 26-50				RPI 51-100				RPI 101+ Team's RPI: 109			
RPI	S	Opponent	Score	RPI	S	Opponent	Score	RPI	S	Opponent	Score	RPI	S	Opponent	Score
3	A	Stanford	66 75	29	H	Vanderbilt	56 74	76	A	Fresno St.	60 65	105	H	Utah	60 63
3	H	Stanford	55 79	31	H	Gonzaga	52 63	86	A	Washington	58 61	152	A	Washington St.	54 57
5	H	Duke	60 75	45	A	San Diego St.	46 80	86	H	Washington	81 72	152	H	Washington St.	61 59
9	A	California	63 71									155	A	UC Santa Barbara	62 51
9	H	California	64 72									160	A	Arizona St.	67 60
9	N	California	59 78									160	H	Arizona St.	53 60
10	H	Texas A&M	61 79									162	H	Arkansas St.	72 58
11	A	UCLA	58 63									177	A	Arizona	74 62
11	H	UCLA	54 68									177	H	Arizona	74 57
16	H	Nebraska	65 74									192	A	Oregon St.	56 55
25	H	Colorado	49 65									192	N	Oregon St.	64 57
												209	H	UC Davis	69 78
												259	A	Oregon	67 62
												271	H	Pepperdine	65 56
LAST 12 Division I GAMES:															
		9 N California	59 78			9 H California	64 72								
		192 N Oregon St.	64 57			3 H Stanford	55 79								
		160 A Arizona St.	67 60			86 A Washington	58 61								
		177 A Arizona	74 62			152 A Washington St.	54 57								
		11 A UCLA	58 63			25 H Colorado	49 65								
		11 H UCLA	54 68			105 H Utah	60 63								

Non-Div I Games:

Southern California

■ Loss,
 ■ Non-Conf,
 ■ S Site,
 ■ H Home
 ■ A Away
 N Neutral

Average RPI Win:	260	WON-LOST	WINNING	LAST 12	STRENGTH OF	OPP. STRENGTH	TEAM	ADJ.	CONF.	ADJ CONF.
Average RPI Loss:	154	RECORD	PCT. RANK	GAMES	SCHEDULE	OF SCHEDULE	RPI	RPI	RPI	RPI
DIV. I ONLY	5- 26	326	1- 11	203	156	315	315	10	10	
DIV. I NON-CONF.	3- 8	276	0- 0	305	324	308	308	9	9	
TOTALS	RPI 1-25	RPI 26-50	W-L RECORDS	RPI 51-100	RPI 101-150	RPI 150+				
5- 26	0- 0	0- 3	OVERALL	0- 5	0- 4	5- 14				
2- 11	0- 0	0- 1	HOME	0- 2	0- 2	2- 6				
2- 12	0- 0	0- 1	AWAY	0- 3	0- 2	2- 6				
1- 3	0- 0	0- 1	NEUTRAL	0- 0	0- 0	1- 2				
3- 8	0- 0	0- 0	NON-CONFERENCE	0- 1	0- 0	3- 7				
1- 3	0- 0	0- 0	HOME	0- 0	0- 0	1- 3				
2- 3	0- 0	0- 0	AWAY	0- 1	0- 0	2- 2				
0- 2	0- 0	0- 0	NEUTRAL	0- 0	0- 0	0- 2				
2- 18	0- 0	0- 3	CONFERENCE	0- 4	0- 4	2- 7				
1- 8	0- 0	0- 1	HOME	0- 2	0- 2	1- 3				
0- 9	0- 0	0- 1	AWAY	0- 2	0- 2	0- 4				
1- 1	0- 0	0- 1	NEUTRAL	0- 0	0- 0	1- 0				

RPI S	Opponent	Score	RPI S	Opponent	Score	RPI S	Opponent	Score	RPI S	Opponent	Score	Team's RPI: 315
41	A Creighton	61	41	H Creighton	81	54	A Wichita St.	80	129	A UNI	76	
41	H Creighton	81	41	N Creighton	60	54	H Wichita St.	72	129	H UNI	74	
41	N Creighton	60				66	A Illinois St.	89	146	A Indiana St.	72	
						66	H Illinois St.	71	146	H Indiana St.	77	
						97	A Missouri	110	169	A Missouri St.	81	
									169	A Bradley	90	
									169	H Missouri St.	79	
									169	H Bradley	77	
									178	A Loyola Chicago	82	
									189	A SIU Edwardsville	63	
									216	N Radford	85	
									224	N Fla. Atlantic	85	
									225	A Evansville	71	
									225	H Evansville	52	
									225	N Evansville	74	
									240	A Murray St.	67	
									245	H IPFW	78	
									249	H Central Ark.	59	
									255	H Marshall	70	
									266	A Drake	80	
									266	H Drake	70	
									276	H Southeast Mo. St.	57	
									343	A Chicago St.	66	
LAST 12 Division I GAMES:												
41	N Creighton	60	54	A Wichita St.	80							
225	N Evansville	74	169	A Missouri St.	81							
41	A Creighton	61	146	H Indiana St.	77							
266	A Drake	80	66	H Illinois St.	71							
129	H UNI	74	225	H Evansville	52							
169	H Bradley	77	169	A Bradley	90							

Non-Div I Games:

Southern Ill.

Average RPI Win:	205	WON-LOST	WINNING	LAST 12	STRENGTH OF	OPP. STRENGTH	TEAM	ADJ.	CONF.	ADJ CONF.
Average RPI Loss:	114	RECORD	PCT. RANK	GAMES	SCHEDULE	OF SCHEDULE	RPI	RPI	RPI	RPI
DIV. I ONLY	13- 16	196	4- 8	120	139	176	176	8	8	
DIV. I NON-CONF.	6- 5	147	0- 0	240	306	183	183	10	10	
TOTALS	RPI 1-25	RPI 26-50	W-L RECORDS	RPI 51-100	RPI 101-150	RPI 150+				
13- 16	0- 0	0- 0	OVERALL	1- 8	4- 5	8- 3				
7- 6	0- 0	0- 0	HOME	1- 3	1- 3	5- 0				
5- 9	0- 0	0- 0	AWAY	0- 4	2- 2	3- 3				
1- 1	0- 0	0- 0	NEUTRAL	0- 1	1- 0	0- 0				
6- 5	0- 0	0- 0	NON-CONFERENCE	0- 2	0- 1	6- 2				
4- 1	0- 0	0- 0	HOME	0- 1	0- 0	4- 0				
2- 4	0- 0	0- 0	AWAY	0- 1	0- 1	2- 2				
0- 0	0- 0	0- 0	NEUTRAL	0- 0	0- 0	0- 0				
7- 11	0- 0	0- 0	CONFERENCE	1- 6	4- 4	2- 1				
3- 5	0- 0	0- 0	HOME	1- 2	1- 3	1- 0				
3- 5	0- 0	0- 0	AWAY	0- 3	2- 1	1- 1				
1- 1	0- 0	0- 0	NEUTRAL	0- 1	1- 0	0- 0				

RPI S	Opponent	Score	RPI S	Opponent	Score	RPI S	Opponent	Score	RPI S	Opponent	Score	Team's RPI: 176
						65	A UALR	45 64	106	A UT Martin	80 87	
						69	H SMU	69 79	120	A UCF	62 57	
						79	H Hampton	41 78	120	H UCF	62 75	
						82	A East Carolina	60 82	127	A UAB	54 51	
						82	H East Carolina	75 66	127	H UAB	50 55	
						82	N East Carolina	60 89	128	A Memphis	57 63	
						87	A Tulane	69 80	128	H Memphis	74 80	
						91	A UTEP	55 60	128	N Memphis	67 58	
						94	H Tulsa	56 78	130	H Rice	76 57	
									153	H McNeese St.	68 59	
									167	A South Ala.	67 69	
									184	A Houston	70 81	
									196	H Mississippi St.	61 59	
									222	A La.-Monroe	55 73	
									249	H Central Ark.	53 44	
									255	A Marshall	68 61	
									255	H Marshall	48 46	
									296	A Florida A&M	88 71	
									330	H Savannah St.	51 38	
									345	A New Orleans	69 59	
LAST 12 Division I GAMES:												
			82	N East Carolina	60 89	128	H Memphis	74 80				
			128	N Memphis	67 58	82	A East Carolina	60 82				
			82	H East Carolina	75 66	120	H UCF	62 75				
			87	A Tulane	69 80	91	A UTEP	55 60				
			255	A Marshall	68 61	94	H Tulsa	56 78				
			127	H UAB	50 55	127	A UAB	54 51				

Non-Div I Games: William Carey 76 46 Loyola (LA) 79 63

Southern Miss.

Loss, Non-Conf, S Site, H Home A Away N Neutral

Average RPI Win:	281	WON-LOST	WINNING	LAST 12	STRENGTH OF	OPP. STRENGTH	TEAM	ADJ.	CONF.	ADJ CONF.
Average RPI Loss:	203	RECORD	PCT. RANK	GAMES	SCHEDULE	OF SCHEDULE	RPI	RPI	RPI	RPI
DIV. I ONLY	13- 17	203	6- 6	328	328	279	279	32	32	
DIV. I NON-CONF.	1- 10	325	0- 0	162	95	317	317	32	32	
TOTALS	RPI 1-25	RPI 26-50	W-L RECORDS	RPI 51-100	RPI 101-150	RPI 150+				
13- 17	0- 1	0- 0	OVERALL	0- 4	0- 0	13- 12				
8- 5	0- 0	0- 0	HOME	0- 1	0- 0	8- 4				
5- 8	0- 1	0- 0	AWAY	0- 3	0- 0	5- 4				
0- 4	0- 0	0- 0	NEUTRAL	0- 0	0- 0	0- 4				
1- 10	0- 1	0- 0	NON-CONFERENCE	0- 4	0- 0	1- 5				
1- 3	0- 0	0- 0	HOME	0- 1	0- 0	1- 2				
0- 4	0- 1	0- 0	AWAY	0- 3	0- 0	0- 0				
0- 3	0- 0	0- 0	NEUTRAL	0- 0	0- 0	0- 3				
12- 7	0- 0	0- 0	CONFERENCE	0- 0	0- 0	12- 7				
7- 2	0- 0	0- 0	HOME	0- 0	0- 0	7- 2				
5- 4	0- 0	0- 0	AWAY	0- 0	0- 0	5- 4				
0- 1	0- 0	0- 0	NEUTRAL	0- 0	0- 0	0- 1				

RPI 1-25				RPI 26-50				RPI 51-100				RPI 101+ Team's RPI: 279			
RPI	S	Opponent	Score	RPI	S	Opponent	Score	RPI	S	Opponent	Score	RPI	S	Opponent	Score
10	A	Texas A&M	48 88					64	A	Ohio St.	50 73	167	H	South Ala.	41 63
								70	A	Fordham	44 56	179	A	Texas Southern	55 53
								85	A	Rutgers	49 63	179	H	Texas Southern	72 60
								87	H	Tulane	45 65	189	N	SIU Edwardsville	53 55
												195	A	Prairie View	42 59
												195	H	Prairie View	60 55
												215	N	St. Bonaventure	36 56
												235	A	Mississippi Val.	57 61
												235	H	Mississippi Val.	73 62
												255	N	Marshall	47 57
												281	H	La.-Lafayette	69 71
												294	H	Southeastern La.	59 56
												307	A	Jackson St.	72 59
												307	H	Jackson St.	56 54
												308	A	Grambling	76 92
												308	H	Grambling	83 81
												316	A	Alabama A&M	76 63
												316	H	Alabama A&M	47 64
												319	A	Ark.-Pine Bluff	50 59
												319	H	Ark.-Pine Bluff	67 44
												319	N	Ark.-Pine Bluff	58 63
												334	A	Alabama St.	57 44
												334	H	Alabama St.	55 44
												340	A	Alcorn	64 53
												340	H	Alcorn	54 65
LAST 12 Division I GAMES:															
319	N	Ark.-Pine Bluff	58 63	235	A	Mississippi Val.	57 61								
195	A	Prairie View	42 59	319	A	Ark.-Pine Bluff	50 59								
179	A	Texas Southern	55 53	307	H	Jackson St.	56 54								
340	H	Alcorn	54 65	308	H	Grambling	83 81								
316	H	Alabama A&M	47 64	340	A	Alcorn	64 53								
334	H	Alabama St.	55 44	316	A	Alabama A&M	76 63								

Non-Div I Games:

Southern U.

■ Loss,
 ■ Non-Conf,
 ■ S Site,
 ■ Home
 ■ A Away
 N Neutral

Southern Utah

Through Games Of Sunday, March 17, 2013

Average RPI Win:	248	WON-LOST	WINNING	LAST 12	STRENGTH OF	OPP. STRENGTH	TEAM	ADJ.	CONF.	ADJ CONF.
Average RPI Loss:	138	RECORD	PCT. RANK	GAMES	SCHEDULE	OF SCHEDULE	RPI	RPI	RPI	RPI
DIV. I ONLY	14- 16	180	5- 7	256	273	221	221	16	16	
DIV. I NON-CONF.	5- 4	142	0- 0	276	344	207	207	13	13	
TOTALS	RPI 1-25	RPI 26-50	W-L RECORDS	RPI 51-100	RPI 101-150	RPI 150+				
14- 16	0- 0	0- 1	OVERALL	2- 5	1- 6	11- 4				
7- 6	0- 0	0- 0	HOME	1- 2	1- 2	5- 2				
6- 8	0- 0	0- 1	AWAY	1- 2	0- 4	5- 1				
1- 2	0- 0	0- 0	NEUTRAL	0- 1	0- 0	1- 1				
5- 4	0- 0	0- 1	NON-CONFERENCE	0- 0	0- 1	5- 2				
2- 1	0- 0	0- 0	HOME	0- 0	0- 0	2- 1				
2- 2	0- 0	0- 1	AWAY	0- 0	0- 1	2- 0				
1- 1	0- 0	0- 0	NEUTRAL	0- 0	0- 0	1- 1				
9- 12	0- 0	0- 0	CONFERENCE	2- 5	1- 5	6- 2				
5- 5	0- 0	0- 0	HOME	1- 2	1- 2	3- 1				
4- 6	0- 0	0- 0	AWAY	1- 2	0- 3	3- 1				
0- 1	0- 0	0- 0	NEUTRAL	0- 1	0- 0	0- 0				

RPI 1-25				RPI 26-50				RPI 51-100				RPI 101+				Team's RPI: 221
RPI	S	Opponent	Score	RPI	S	Opponent	Score	RPI	S	Opponent	Score	RPI	S	Opponent	Score	
				48	A	Texas Tech	54 73	63	A	Montana	54 70	105	A	Utah	61 79	
								63	H	Montana	63 78	115	A	Sacramento St.	86 93	
								92	A	Northern Colo.	73 57	115	H	Sacramento St.	79 71	
								92	H	Northern Colo.	71 58	132	A	Idaho St.	71 80	
								92	N	Northern Colo.	56 67	132	H	Idaho St.	50 60	
								96	A	Eastern Wash.	70 79	150	A	Montana St.	48 56	
								96	H	Eastern Wash.	70 78	150	H	Montana St.	59 65	
												156	N	Nicholls St.	54 65	
												229	A	Portland St.	70 68	
												229	H	Portland St.	83 60	
												236	H	New Mexico St.	68 70	
												242	A	North Dakota	60 54	
												242	H	North Dakota	95 94	
												280	A	San Jose St.	93 82	
												283	A	Northern Ariz.	74 76	
												283	H	Northern Ariz.	61 71	
												299	A	Utah Valley	71 66	
												299	H	Utah Valley	66 49	
												335	A	Weber St.	74 61	
												335	H	Weber St.	72 54	
												344	H	Houston Baptist	79 58	
												345	N	New Orleans	76 47	
LAST 12 Division I GAMES:																
				92	N	Northern Colo.	56 67	96	H	Eastern Wash.	70 78					
				242	H	North Dakota	95 94	229	H	Portland St.	83 60					
				92	H	Northern Colo.	71 58	132	H	Idaho St.	50 60					
				150	A	Montana St.	48 56	335	H	Weber St.	72 54					
				63	A	Montana	54 70	283	A	Northern Ariz.	74 76					
				92	A	Northern Colo.	73 57	115	A	Sacramento St.	86 93					

Non-Div I Games: Southern Ore. 99 71

Southern Utah

■ Loss,
 ■ Non-Conf,
 ■ S Site,
 ■ Home
 ■ A Away
 N Neutral

St. Bonaventure

Through Games Of Sunday, March 17, 2013

Average RPI Win:	274	WON-LOST	WINNING	LAST 12	STRENGTH OF	OPP. STRENGTH	TEAM	ADJ.	CONF.	ADJ CONF.
Average RPI Loss:	96	RECORD	PCT. RANK	GAMES	SCHEDULE	OF SCHEDULE	RPI	RPI	RPI	RPI
DIV. I ONLY	10- 19	264	3- 9	107	120	215	215	9	9	
DIV. I NON-CONF.	7- 8	177	0- 0	127	219	153	153	8	8	
TOTALS	RPI 1-25	RPI 26-50	W-L RECORDS	RPI 51-100	RPI 101-150	RPI 150+				
10- 19	0- 4	0- 3	OVERALL	0- 3	0- 4	10- 5				
7- 5	0- 1	0- 0	HOME	0- 1	0- 2	7- 1				
2- 12	0- 2	0- 3	AWAY	0- 2	0- 2	2- 3				
1- 2	0- 1	0- 0	NEUTRAL	0- 0	0- 0	1- 1				
7- 8	0- 3	0- 1	NON-CONFERENCE	0- 1	0- 1	7- 2				
4- 1	0- 0	0- 0	HOME	0- 0	0- 1	4- 0				
2- 5	0- 2	0- 1	AWAY	0- 1	0- 0	2- 1				
1- 2	0- 1	0- 0	NEUTRAL	0- 0	0- 0	1- 1				
3- 11	0- 1	0- 2	CONFERENCE	0- 2	0- 3	3- 3				
3- 4	0- 1	0- 0	HOME	0- 1	0- 1	3- 1				
0- 7	0- 0	0- 2	AWAY	0- 1	0- 2	0- 2				
0- 0	0- 0	0- 0	NEUTRAL	0- 0	0- 0	0- 0				

RPI 1-25				RPI 26-50				RPI 51-100				RPI 101+ Team's RPI: 215			
RPI	S	Opponent	Score	RPI	S	Opponent	Score	RPI	S	Opponent	Score	RPI	S	Opponent	Score
13	H	Dayton	63 67	32	A	Saint Joseph's	44 61	53	H	Charlotte	57 64	103	A	Richmond	46 51
18	A	Delaware	58 68	36	A	Duquesne	33 61	55	A	West Virginia	47 67	112	H	North Carolina St.	66 70
19	N	Georgia	48 84	46	A	Toledo	45 59	70	A	Fordham	50 62	122	H	Temple	59 67
21	A	Green Bay	42 61									123	A	Butler	46 64
												154	A	George Washington	52 57
												193	A	Fairfield	49 52
												210	H	La Salle	71 58
												212	A	Xavier	50 58
												218	H	VCU	51 64
												227	N	North Texas	71 72
												232	A	Niagara	51 49
												237	H	Colgate	54 45
												258	A	Buffalo	64 55
												268	H	Canisius	66 44
												279	N	Southern U.	56 36
												300	H	Massachusetts	61 49
												304	H	Rhode Island	48 28
												312	H	Binghamton	61 34
												338	H	Kent St.	79 42
LAST 12 Division I GAMES:															
210	H	La Salle	71 58	36	A	Duquesne	33 61								
70	A	Fordham	50 62	212	A	Xavier	50 58								
154	A	George Washington	52 57	53	H	Charlotte	57 64								
13	H	Dayton	63 67	32	A	Saint Joseph's	44 61								
123	A	Butler	46 64	304	H	Rhode Island	48 28								
218	H	VCU	51 64	300	H	Massachusetts	61 49								

Non-Div I Games:

St. Bonaventure

■ Loss,
■ Non-Conf,
■ S Site,
■ H Home
■ A Away
N Neutral

Average RPI Win:	251	WON-LOST	WINNING	LAST 12	STRENGTH OF	OPP. STRENGTH	TEAM	ADJ.	CONF.	ADJ CONF.
Average RPI Loss:	191	RECORD	PCT. RANK	GAMES	SCHEDULE	OF SCHEDULE	RPI	RPI	RPI	RPI
DIV. I ONLY	11- 19	248	5- 7	249	320	261	261	24	24	
DIV. I NON-CONF.	3- 8	276	0- 0	255	340	288	288	22	22	
TOTALS	RPI 1-25	RPI 26-50	W-L RECORDS	RPI 51-100	RPI 101-150	RPI 150+				
11- 19	0- 0	0- 2	OVERALL	0- 0	1- 3	10- 14				
4- 9	0- 0	0- 1	HOME	0- 0	0- 2	4- 6				
7- 10	0- 0	0- 1	AWAY	0- 0	1- 1	6- 8				
0- 0	0- 0	0- 0	NEUTRAL	0- 0	0- 0	0- 0				
3- 8	0- 0	0- 0	NON-CONFERENCE	0- 0	0- 0	3- 8				
1- 3	0- 0	0- 0	HOME	0- 0	0- 0	1- 3				
2- 5	0- 0	0- 0	AWAY	0- 0	0- 0	2- 5				
0- 0	0- 0	0- 0	NEUTRAL	0- 0	0- 0	0- 0				
8- 11	0- 0	0- 2	CONFERENCE	0- 0	1- 3	7- 6				
3- 6	0- 0	0- 1	HOME	0- 0	0- 2	3- 3				
5- 5	0- 0	0- 1	AWAY	0- 0	1- 1	4- 3				
0- 0	0- 0	0- 0	NEUTRAL	0- 0	0- 0	0- 0				

RPI S	Opponent	Score	RPI S	Opponent	Score	RPI S	Opponent	Score	RPI S	Opponent	Score	Team's RPI: 261
40	A Quinnipiac	52 73	40	H Quinnipiac	54 73				107	H Saint Francis (PA)	53 64	
									117	A Sacred Heart	38 64	
									117	A Sacred Heart	56 47	
									117	H Sacred Heart	53 57	
									157	A Army	59 47	
									164	H Yale	62 66	
									190	H Penn	60 61	
									193	A Fairfield	43 52	
									197	A Rider	58 55	
									200	A Monmouth	47 51	
									200	H Monmouth	64 68	
									202	A Mt. St. Mary's	48 49	
									202	H Mt. St. Mary's	45 49	
									203	A Central Conn. St.	29 55	
									223	A Stony Brook	52 65	
									228	A Lafayette	63 66	
									247	A Bryant	68 57	
									264	A Fairleigh Dickinson	56 50	
									264	H Fairleigh Dickinson	64 56	
									265	H Cornell	56 74	
									272	A NJIT	61 73	
									273	H Delaware St.	69 50	
									277	H Robert Morris	67 63	
									317	A LIU Brooklyn	69 58	
									317	H LIU Brooklyn	70 62	
									331	A Wagner	72 66	
LAST 12 Division I GAMES:												
117	A Sacred Heart	38 64	200	A Monmouth	47 51							
40	H Quinnipiac	54 73	247	A Bryant	68 57							
117	H Sacred Heart	53 57	317	H LIU Brooklyn	70 62							
331	H Wagner	48 52	277	H Robert Morris	67 63							
202	A Mt. St. Mary's	48 49	107	H Saint Francis (PA)	53 64							
264	A Fairleigh Dickinson	56 50	317	A LIU Brooklyn	69 58							

Non-Div I Games:

St. Francis Brooklyn

■ Loss,
 ■ Non-Conf,
 ■ S Site,
 ■ Home
 ■ A Away
 N Neutral

S
t
.
F
r
a
n
c
i
s
B
r
o
o
k
l
y
n

RPI S Opponent St. Francis Brooklyn Score

Through Games Of Sunday, March 17, 2013

RPI	S	Opponent	Score
331	H	Wagner	48 52
336	A	Columbia	45 49

St. Francis Brooklyn

Average RPI Win:	132	WON-LOST	WINNING	LAST 12	STRENGTH OF	OPP. STRENGTH	TEAM	ADJ.	CONF.	ADJ CONF.
Average RPI Loss:	45	RECORD	PCT. RANK	GAMES	SCHEDULE	OF SCHEDULE	RPI	RPI	RPI	RPI
DIV. I ONLY	18- 12	109	9- 3	8	47	39	39	4	4	
DIV. I NON-CONF.	6- 6	160	0- 0	3	89	54	54	3	3	
TOTALS	RPI 1-25	RPI 26-50	W-L RECORDS	RPI 51-100	RPI 101-150	RPI 150+				
18- 12	0- 7	2- 2	OVERALL	6- 1	3- 1	7- 1				
10- 4	0- 3	1- 1	HOME	2- 0	2- 0	5- 0				
6- 5	0- 2	1- 1	AWAY	4- 1	0- 0	1- 1				
2- 3	0- 2	0- 0	NEUTRAL	0- 0	1- 1	1- 0				
6- 6	0- 3	0- 1	NON-CONFERENCE	1- 1	3- 1	2- 0				
4- 2	0- 2	0- 0	HOME	0- 0	2- 0	2- 0				
1- 2	0- 0	0- 1	AWAY	1- 1	0- 0	0- 0				
1- 2	0- 1	0- 0	NEUTRAL	0- 0	1- 1	0- 0				
12- 6	0- 4	2- 1	CONFERENCE	5- 0	0- 0	5- 1				
6- 2	0- 1	1- 1	HOME	2- 0	0- 0	3- 0				
5- 3	0- 2	1- 0	AWAY	3- 0	0- 0	1- 1				
1- 1	0- 1	0- 0	NEUTRAL	0- 0	0- 0	1- 0				

RPI	S	Opponent	Score	RPI	S	Opponent	Score	Team's RPI: 39	RPI	S	Opponent	Score	RPI	S	Opponent	Score
2	A	Notre Dame	50 74	26	H	DePaul	67 54		56	A	South Fla.	65 59	120	N	UCF	72 54
4	H	Connecticut	65 71	28	A	Villanova	52 49		57	A	Boston U.	49 66	125	N	Texas	60 70
5	N	Duke	42 60	33	H	Syracuse	57 60		68	A	Marquette	67 61	126	H	Iona	71 55
11	H	UCLA	52 53	40	A	Quinnipiac	72 75		77	H	Georgetown	76 72	140	H	Hofstra	73 47
18	H	Delaware	59 60						85	A	Rutgers	48 44	166	H	Tennessee Tech	58 46
22	A	Louisville	54 57						85	H	Rutgers	61 48	181	H	Cincinnati	75 46
22	N	Louisville	55 62						98	A	Hartford	66 54	199	A	Seton Hall	51 60
													199	H	Seton Hall	72 46
													199	N	Seton Hall	51 45
													207	A	Providence	65 51
													241	H	Pittsburgh	61 32
													272	H	NJIT	55 37
LAST 12 Division I GAMES:																
22	N	Louisville	55 62	68	A	Marquette	67 61									
199	N	Seton Hall	51 45	181	H	Cincinnati	75 46									
26	H	DePaul	67 54	56	A	South Fla.	65 59									
199	A	Seton Hall	51 60	77	H	Georgetown	76 72									
28	A	Villanova	52 49	4	H	Connecticut	65 71									
85	H	Rutgers	61 48	207	A	Providence	65 51									

Non-Div I Games:

St. John's (NY)

■ Loss,
 ■ Non-Conf, S Site,
 ■ Home
 ■ Away
 N Neutral

Average RPI Win:	163	WON-LOST	WINNING	LAST 12	STRENGTH OF	OPP. STRENGTH	TEAM	ADJ.	CONF.	ADJ CONF.
Average RPI Loss:	73	RECORD	PCT. RANK	GAMES	SCHEDULE	OF SCHEDULE	RPI	RPI	RPI	RPI
DIV. I ONLY	20- 10	77	7- 5	61	82	49	49	7	7	
DIV. I NON-CONF.	8- 4	84	0- 0	15	66	23	23	7	7	
TOTALS	RPI 1-25	RPI 26-50	W-L RECORDS	RPI 51-100	RPI 101-150	RPI 150+				
20- 10	0- 2	2- 2	OVERALL	2- 5	1- 0	15- 1				
10- 2	0- 0	2- 1	HOME	1- 1	1- 0	6- 0				
8- 6	0- 1	0- 1	AWAY	1- 3	0- 0	7- 1				
2- 2	0- 1	0- 0	NEUTRAL	0- 1	0- 0	2- 0				
8- 4	0- 2	1- 1	NON-CONFERENCE	1- 1	1- 0	5- 0				
3- 1	0- 0	1- 1	HOME	0- 0	1- 0	1- 0				
4- 2	0- 1	0- 0	AWAY	1- 1	0- 0	3- 0				
1- 1	0- 1	0- 0	NEUTRAL	0- 0	0- 0	1- 0				
12- 6	0- 0	1- 1	CONFERENCE	1- 4	0- 0	10- 1				
7- 1	0- 0	1- 0	HOME	1- 1	0- 0	5- 0				
4- 4	0- 0	0- 1	AWAY	0- 2	0- 0	4- 1				
1- 1	0- 0	0- 0	NEUTRAL	0- 1	0- 0	1- 0				

RPI 1-25				RPI 26-50				Team's RPI: 49	RPI 51-100				RPI 101+			
RPI	S	Opponent	Score	RPI	S	Opponent	Score		RPI	S	Opponent	Score	RPI	S	Opponent	Score
9	A	California	41 89	31	A	Gonzaga	54 69		67	A	San Diego	50 67	123	H	Butler	85 74
11	N	UCLA	62 76	31	H	Gonzaga	54 51		67	H	San Diego	70 73	154	H	George Washington	79 49
				37	H	Chattanooga	70 67		67	N	San Diego	53 74	155	A	UC Santa Barbara	49 39
				47	H	Pacific	72 75		73	A	BYU	58 66	161	A	Santa Clara	56 50
									73	H	BYU	64 52	161	H	Santa Clara	65 56
									75	A	Cal Poly	70 67	166	N	Tennessee Tech	73 58
									86	A	Washington	68 70	172	A	Loyola Marymount	84 77
													172	H	Loyola Marymount	70 57
													208	A	Portland	49 43
													208	H	Portland	58 53
													208	N	Portland	54 51
													209	A	UC Davis	75 56
													211	A	San Francisco	68 48
													211	H	San Francisco	68 63
													259	A	Oregon	78 69
													271	A	Pepperdine	67 80
													271	H	Pepperdine	72 61
LAST 12 Division I GAMES:																
		67	N	San Diego			53	74			208	A	Portland			49 43
		208	N	Portland			54	51			31	A	Gonzaga			54 69
		271	A	Pepperdine			67	80			73	H	BYU			64 52
		161	H	Santa Clara			65	56			208	H	Portland			58 53
		172	H	Loyola Marymount			70	57			73	A	BYU			58 66
		67	A	San Diego			50	67			211	H	San Francisco			68 63

Non-Div I Games:

St. Mary's (CA)

Team Record				Through Games Of Sunday, March 17, 2019						
Average RPI Win:	102	WON-LOST	WINNING	LAST 12	STRENGTH OF	OPP. STRENGTH	TEAM	ADJ.	CONF.	ADJ CONF.
Average RPI Loss:	7	RECORD	PCT. RANK	GAMES	SCHEDULE	OF SCHEDULE	RPI	RPI	RPI	RPI
DIV. I ONLY	31- 2	3	12- 0	5	16	3	3	6	6	
DIV. I NON-CONF.	11- 1	14	0- 0	2	9	2	2	5	5	
<hr/>										
TOTALS	RPI 1-25		RPI 26-50		W-L RECORDS		RPI 51-100		RPI 101-150	RPI 150+
31- 2	10- 2		2- 0		OVERALL		2- 0		6- 0	11- 0
11- 2	2- 2		1- 0		HOME		1- 0		2- 0	5- 0
15- 0	5- 0		1- 0		AWAY		1- 0		3- 0	5- 0
5- 0	3- 0		0- 0		NEUTRAL		0- 0		1- 0	1- 0
11- 1	3- 1		2- 0		NON-CONFERENCE		1- 0		2- 0	3- 0
3- 1	0- 1		1- 0		HOME		1- 0		0- 0	1- 0
6- 0	2- 0		1- 0		AWAY		0- 0		1- 0	2- 0
2- 0	1- 0		0- 0		NEUTRAL		0- 0		1- 0	0- 0
20- 1	7- 1		0- 0		CONFERENCE		1- 0		4- 0	8- 0
8- 1	2- 1		0- 0		HOME		0- 0		2- 0	4- 0
9- 0	3- 0		0- 0		AWAY		1- 0		2- 0	3- 0
3- 0	2- 0		0- 0		NEUTRAL		0- 0		0- 0	1- 0

RPI	S	Opponent	Score	RPI	S	Opponent	Score	RPI	S	Opponent	Score	RPI	S	Opponent	Score
1	N	Baylor	71 69	31	A	Gonzaga	69 41	76	H	Fresno St.	72 61	105	A	Utah	70 56
4	H	Connecticut	35 61	47	H	Pacific	78 43	86	A	Washington	71 36	105	H	Utah	65 44
7	A	Tennessee	73 60									106	N	UT Martin	92 68
9	A	California	62 53									109	A	Southern California	79 55
9	H	California	55 67									109	H	Southern California	75 66
11	A	UCLA	68 57									148	A	Hawaii	69 42
11	H	UCLA	75 49									152	A	Washington St.	72 50
11	N	UCLA	51 49									152	N	Washington St.	79 60
17	A	South Carolina	53 49									160	H	Arizona St.	69 45
25	A	Colorado	57 40									161	A	Santa Clara	92 57
25	H	Colorado	69 56									171	H	Long Beach St.	77 41
25	N	Colorado	61 47									177	H	Arizona	73 43
LAST 12 Division I GAMES:															
		11	N	UCLA	51	49			192	H	Oregon St.	90	53		
		25	N	Colorado	61	47			11	A	UCLA	68	57		
		152	N	Washington St.	79	60			109	A	Southern California	79	55		
		152	A	Washington St.	72	50			160	H	Arizona St.	69	45		
		86	A	Washington	71	36			177	H	Arizona	73	43		
		259	H	Oregon	74	50			192	A	Oregon St.	65	45		

Non-Div I Games:

Stanford

Average RPI Win:	252	WON-LOST	WINNING	LAST 12	STRENGTH OF	OPP. STRENGTH	TEAM	ADJ.	CONF.	ADJ CONF.
Average RPI Loss:	134	RECORD	PCT. RANK	GAMES	SCHEDULE	OF SCHEDULE	RPI	RPI	RPI	RPI
DIV. I ONLY	13- 16	196	5- 7	200	254	206	206	20	20	
DIV. I NON-CONF.	4- 5	204	0- 0	148	117	139	139	20	20	
TOTALS	RPI 1-25	RPI 26-50	W-L RECORDS	RPI 51-100	RPI 101-150	RPI 150+				
13- 16	0- 0	0- 1	OVERALL	1- 4	0- 6	12- 5				
7- 4	0- 0	0- 0	HOME	1- 1	0- 2	6- 1				
4- 11	0- 0	0- 1	AWAY	0- 3	0- 3	4- 4				
2- 1	0- 0	0- 0	NEUTRAL	0- 0	0- 1	2- 0				
4- 5	0- 0	0- 1	NON-CONFERENCE	1- 2	0- 1	3- 1				
2- 0	0- 0	0- 0	HOME	1- 0	0- 0	1- 0				
1- 5	0- 0	0- 1	AWAY	0- 2	0- 1	1- 1				
1- 0	0- 0	0- 0	NEUTRAL	0- 0	0- 0	1- 0				
9- 11	0- 0	0- 0	CONFERENCE	0- 2	0- 5	9- 4				
5- 4	0- 0	0- 0	HOME	0- 1	0- 2	5- 1				
3- 6	0- 0	0- 0	AWAY	0- 1	0- 2	3- 3				
1- 1	0- 0	0- 0	NEUTRAL	0- 0	0- 1	1- 0				

RPI 1-25				RPI 26-50				RPI 51-100				RPI 101+				Team's RPI: 206			
RPI	S	Opponent	Score	RPI	S	Opponent	Score	RPI	S	Opponent	Score	RPI	S	Opponent	Score				
				38	A	Oklahoma St.	41 85					69	A	SMU	62 71	111	A	Sam Houston St.	50 64
												75	A	Cal Poly	64 75	111	H	Sam Houston St.	68 76
												93	A	Oral Roberts	56 63	130	A	Rice	41 60
												93	H	Oral Roberts	64 68	137	A	Lamar	55 61
												94	H	Tulsa	73 69	137	H	Lamar	50 65
																137	N	Lamar	65 69
																153	A	McNeese St.	60 66
																153	H	McNeese St.	57 74
																156	A	Nicholls St.	64 65
																156	H	Nicholls St.	74 66
																195	A	Prairie View	62 55
																222	H	La.-Monroe	80 55
																249	A	Central Ark.	54 57
																249	H	Central Ark.	53 45
																249	N	Central Ark.	64 59
																287	N	CSU Bakersfield	76 71
																290	A	Northwestern St.	57 50
																290	H	Northwestern St.	48 44
																294	A	Southeastern La.	83 80
																294	H	Southeastern La.	80 38
																308	A	Grambling	63 64
																328	A	A&M-Corpus Christi	66 47
																328	H	A&M-Corpus Christi	58 52
LAST 12 Division I GAMES:																			
				137	N	Lamar	65 69	294	A	Southeastern La.	83 80								
				249	N	Central Ark.	64 59	156	A	Nicholls St.	64 65								
				328	H	A&M-Corpus Christi	58 52	93	H	Oral Roberts	64 68								
				111	H	Sam Houston St.	68 76	249	H	Central Ark.	53 45								
				290	H	Northwestern St.	48 44	137	A	Lamar	55 61								
				111	A	Sam Houston St.	50 64	153	A	McNeese St.	60 66								

Non-Div I Games: Northwood (TX) 80 28 Wiley 68 71

Stephen F. Austin

Loss, Non-Conf, S Site, H Home A Away N Neutral

Average RPI Win:	254	WON-LOST	WINNING	LAST 12	STRENGTH OF	OPP. STRENGTH	TEAM	ADJ.	CONF.	ADJ CONF.
Average RPI Loss:	102	RECORD	PCT. RANK	GAMES	SCHEDULE	OF SCHEDULE	RPI	RPI	RPI	RPI
DIV. I ONLY	23- 8	45	9- 3	248	280	89	89	29	29	
DIV. I NON-CONF.	7- 5	130	0- 1	199	235	149	149	27	27	
TOTALS	RPI 1-25	RPI 26-50	W-L RECORDS	RPI 51-100	RPI 101-150	RPI 150+				
23- 8	0- 1	0- 0	OVERALL	1- 4	3- 1	19- 2				
13- 1	0- 0	0- 0	HOME	0- 1	1- 0	12- 0				
8- 6	0- 1	0- 0	AWAY	0- 3	2- 0	6- 2				
2- 1	0- 0	0- 0	NEUTRAL	1- 0	0- 1	1- 0				
7- 5	0- 1	0- 0	NON-CONFERENCE	0- 2	0- 1	7- 1				
6- 0	0- 0	0- 0	HOME	0- 0	0- 0	6- 0				
1- 4	0- 1	0- 0	AWAY	0- 2	0- 0	1- 1				
0- 1	0- 0	0- 0	NEUTRAL	0- 0	0- 1	0- 0				
16- 3	0- 0	0- 0	CONFERENCE	1- 2	3- 0	12- 1				
7- 1	0- 0	0- 0	HOME	0- 1	1- 0	6- 0				
7- 2	0- 0	0- 0	AWAY	0- 1	2- 0	5- 1				
2- 0	0- 0	0- 0	NEUTRAL	1- 0	0- 0	1- 0				

RPI 1-25				RPI 26-50				RPI 51-100				Team's RPI: 89	RPI 101+			
RPI	S	Opponent	Score	RPI	S	Opponent	Score	RPI	S	Opponent	Score		RPI	S	Opponent	Score
20	A	Florida St.	44 76					52	A	FGCU	55 74		140	N	Hofstra	75 77
								52	H	FGCU	55 72		149	A	Mercer	67 52
								52	N	FGCU	70 64		149	A	Mercer	74 41
								53	A	Charlotte	73 81		149	H	Mercer	74 60
								56	A	South Fla.	48 70		168	A	Northern Ky.	68 73
													168	H	Northern Ky.	62 39
													180	H	Ball St.	78 66
													224	A	Fla. Atlantic	78 66
													253	A	East Tenn. St.	71 55
													253	H	East Tenn. St.	74 65
													253	N	East Tenn. St.	66 55
													270	A	USC Upstate	84 66
													270	H	USC Upstate	79 55
													278	A	North Florida	52 56
													278	H	North Florida	71 57
													296	H	Florida A&M	88 67
													305	H	Ga. Southern	70 39
													306	A	Jacksonville	72 51
													306	H	Jacksonville	73 56
													318	H	Bethune-Cookman	66 52
													329	A	Kennesaw St.	57 52
													329	H	Kennesaw St.	74 46
													337	A	Lipscomb	68 54
													337	H	Lipscomb	92 51
													341	H	UNC Asheville	74 47
LAST 12 Division I GAMES:																
				52	N	FGCU	70 64			337	A	Lipscomb	68 54			
				149	A	Mercer	67 52			168	A	Northern Ky.	68 73			
				253	N	East Tenn. St.	66 55			270	H	USC Upstate	79 55			
				149	H	Mercer	74 60			253	H	East Tenn. St.	74 65			
				329	H	Kennesaw St.	74 46			306	A	Jacksonville	72 51			
				52	H	FGCU	55 72			278	A	North Florida	52 56			

Non-Div I Games: Lynn 65 51

Stetson

■ Loss,
 ■ Non-Conf,
 ■ S Site,
 ■ Home
 ■ A Away
 N Neutral

Stony Brook

Through Games Of Sunday, March 17, 2013

Average RPI Win: 234	WON-LOST	WINNING	LAST 12	STRENGTH OF	OPP. STRENGTH	TEAM	ADJ.	CONF.	ADJ CONF.
Average RPI Loss: 173	RECORD	PCT. RANK	GAMES	SCHEDULE	OF SCHEDULE	RPI	RPI	RPI	RPI
DIV. I ONLY	14- 16	180	3- 9	218	290	223	223	21	21
DIV. I NON-CONF.	8- 5	114	0- 0	161	302	137	137	24	24
TOTALS	RPI 1-25	RPI 26-50	W-L RECORDS	RPI 51-100	RPI 101-150	RPI 150+			
14- 16	0- 0	0- 0	OVERALL	1- 8	3- 0	10- 8			
9- 6	0- 0	0- 0	HOME	0- 3	3- 0	6- 3			
5- 9	0- 0	0- 0	AWAY	1- 5	0- 0	4- 4			
0- 1	0- 0	0- 0	NEUTRAL	0- 0	0- 0	0- 1			
8- 5	0- 0	0- 0	NON-CONFERENCE	1- 2	3- 0	4- 3			
5- 2	0- 0	0- 0	HOME	0- 0	3- 0	2- 2			
3- 3	0- 0	0- 0	AWAY	1- 2	0- 0	2- 1			
0- 0	0- 0	0- 0	NEUTRAL	0- 0	0- 0	0- 0			
6- 11	0- 0	0- 0	CONFERENCE	0- 6	0- 0	6- 5			
4- 4	0- 0	0- 0	HOME	0- 3	0- 0	4- 1			
2- 6	0- 0	0- 0	AWAY	0- 3	0- 0	2- 3			
0- 1	0- 0	0- 0	NEUTRAL	0- 0	0- 0	0- 1			

RPI 1-25			RPI 26-50			RPI 51-100			RPI 101+ Team's RPI: 223		
RPI	S	Opponent	Score	RPI	S	Opponent	Score	RPI	S	Opponent	Score
								57	A	Boston U.	45 64
								57	H	Boston U.	61 72
								59	A	Albany (NY)	49 60
								59	H	Albany (NY)	35 68
								70	A	Fordham	58 46
								81	A	Youngstown St.	43 76
								85	A	Rutgers	44 72
								98	A	Hartford	43 59
								98	H	Hartford	44 60
	</										

Non-Div I Games:

Stony Brook

Loss, Non-Conf, S Site, H Home A Away N Neutral

Average RPI Win: 163		WON-LOST	WINNING	LAST 12	STRENGTH OF		OPP. STRENGTH	TEAM	ADJ.	CONF.	ADJ CONF.
Average RPI Loss: 35		RECORD	PCT. RANK	GAMES	SCHEDULE		OF SCHEDULE	RPI	RPI	RPI	RPI
DIV. I ONLY		24- 7	32	8- 4	129		40	33	33	4	4
DIV. I NON-CONF.		12- 1	5	0- 0	327		164	83	83	3	3
<hr/>											
TOTALS	RPI 1-25	RPI 26-50		W-L RECORDS		RPI 51-100	RPI 101-150	RPI 150+			
24- 7	1- 3	4- 2		OVERALL		6- 1	0- 1	13- 0			
13- 1	1- 0	1- 1		HOME		2- 0	0- 0	9- 0			
8- 6	0- 1	2- 0		AWAY		2- 0	0- 0	4- 0			
3- 0	0- 0	1- 0		NEUTRAL		2- 0	0- 0	0- 0			
12- 1	0- 0	1- 0		NON-CONFERENCE		2- 0	0- 1	9- 0			
6- 0	0- 0	0- 0		HOME		0- 0	0- 0	6- 0			
4- 1	0- 0	1- 0		AWAY		0- 0	0- 1	3- 0			
2- 0	0- 0	0- 0		NEUTRAL		2- 0	0- 0	0- 0			
12- 6	1- 3	3- 2		CONFERENCE		4- 1	0- 0	4- 0			
7- 1	1- 0	1- 1		HOME		2- 0	0- 0	3- 0			
4- 5	0- 3	1- 1		AWAY		2- 1	0- 0	1- 0			
1- 0	0- 0	1- 0		NEUTRAL		0- 0	0- 0	0- 0			

RPI 1-25				RPI 26-50				Team's RPI: 33	RPI 51-100				RPI 101+			
RPI	S	Opponent	Score	RPI	S	Opponent	Score		RPI	S	Opponent	Score	RPI	S	Opponent	Score
2	A	Notre Dame	68 79	26	H	DePaul	84 80		56	A	South Fla.	66 68	122	A	Temple	67 74
4	A	Connecticut	51 64	28	A	Villanova	59 64		68	A	Marquette	92 79	152	H	Washington St.	64 51
4	A	Connecticut	62 87	28	H	Villanova	75 77		77	A	Georgetown	69 60	181	A	Cincinnati	72 48
22	H	Louisville	68 57	28	N	Villanova	61 56		77	H	Georgetown	86 56	199	H	Seton Hall	65 34
				32	A	Saint Joseph's	80 39		85	H	Rutgers	58 45	207	H	Providence	75 59
				39	A	St. John's (NY)	60 57		99	N	Georgia Tech	75 72	234	H	Loyola Maryland	83 48
									100	N	Virginia	74 73	241	H	Pittsburgh	80 39
													263	A	Dartmouth	91 64
													264	H	Fairleigh Dickinson	94 47
													265	A	Cornell	80 35
													275	H	Boise St.	87 48
													312	H	Binghamton	68 45
													326	A	Maine	68 44
													331	H	Wagner	66 28
LAST 12 Division I GAMES:																
4	A	Connecticut	51 64	85	H	Rutgers	58 45									
28	N	Villanova	61 56	241	H	Pittsburgh	80 39									
22	H	Louisville	68 57	77	A	Georgetown	69 60									
28	H	Villanova	75 77	181	A	Cincinnati	72 48									
2	A	Notre Dame	68 79	207	H	Providence	75 59									
56	A	South Fla.	66 68	199	H	Seton Hall	65 34									

Non-Div I Games:

Syracuse

■ Loss,
 ■ Non-Conf,
 ■ S Site,
 ■ H Home
 ■ A Away
 N Neutral

Average RPI Win:	160	WON-LOST	WINNING	LAST 12	STRENGTH OF	OPP. STRENGTH	TEAM	ADJ.	CONF.	ADJ CONF.
Average RPI Loss:	60	RECORD	PCT. RANK	GAMES	SCHEDULE	OF SCHEDULE	RPI	RPI	RPI	RPI
DIV. I ONLY	9- 21	283	2- 10	31	22	188	188	1	1	
DIV. I NON-CONF.	7- 4	103	0- 0	96	174	129	129	1	1	
TOTALS	RPI 1-25	RPI 26-50	W-L RECORDS	RPI 51-100	RPI 101-150	RPI 150+				
9- 21	1- 5	1- 5	OVERALL	1- 8	2- 2	4- 1				
9- 9	1- 2	1- 2	HOME	1- 4	2- 1	4- 0				
0- 11	0- 3	0- 3	AWAY	0- 3	0- 1	0- 1				
0- 1	0- 0	0- 0	NEUTRAL	0- 1	0- 0	0- 0				
7- 4	0- 2	0- 0	NON-CONFERENCE	1- 1	2- 0	4- 1				
7- 2	0- 1	0- 0	HOME	1- 1	2- 0	4- 0				
0- 2	0- 1	0- 0	AWAY	0- 0	0- 0	0- 1				
0- 0	0- 0	0- 0	NEUTRAL	0- 0	0- 0	0- 0				
2- 17	1- 3	1- 5	CONFERENCE	0- 7	0- 2	0- 0				
2- 7	1- 1	1- 2	HOME	0- 3	0- 1	0- 0				
0- 9	0- 2	0- 3	AWAY	0- 3	0- 1	0- 0				
0- 1	0- 0	0- 0	NEUTRAL	0- 1	0- 0	0- 0				

RPI 1-25				RPI 26-50				RPI 51-100				RPI 101+ Team's RPI: 188			
RPI	S	Opponent	Score	RPI	S	Opponent	Score	RPI	S	Opponent	Score	RPI	S	Opponent	Score
1	A	Baylor	45 78	30	A	Oklahoma	53 74	53	H	Charlotte	68 82	111	H	Sam Houston St.	67 60
1	H	Baylor	35 74	30	H	Oklahoma	79 85	55	A	West Virginia	50 58	120	H	UCF	61 55
10	A	Texas A&M	47 68	38	A	Oklahoma St.	59 76	55	H	West Virginia	56 66	125	A	Texas	46 59
19	H	Georgia	59 72	38	H	Oklahoma St.	64 63	58	A	Kansas	67 74	125	H	Texas	56 61
24	A	Iowa St.	52 68	48	A	Texas Tech	42 53	58	H	Kansas	75 76	184	H	Houston	60 51
24	H	Iowa St.	61 58	48	H	Texas Tech	46 64	58	N	Kansas	61 83	243	H	UTSA	73 64
								62	A	Kansas St.	58 59	303	A	Texas St.	80 91
								62	H	Kansas St.	54 57	320	H	Tex.-Pan American	73 37
								69	H	SMU	76 70	328	H	A&M-Corpus Christi	69 38
LAST 12 Division I GAMES:															
58	N	Kansas	61 83	1	A	Baylor	45 78								
58	A	Kansas	67 74	58	H	Kansas	75 76								
24	H	Iowa St.	61 58	48	H	Texas Tech	46 64								
125	A	Texas	46 59	38	A	Oklahoma St.	59 76								
55	H	West Virginia	56 66	125	H	Texas	56 61								
38	H	Oklahoma St.	64 63	30	A	Oklahoma	53 74								

Non-Div I Games:

TCU

■ Loss,
■ Non-Conf,
■ S Site,
■ H Home
■ A Away
N Neutral

Average RPI Win:	172	WON-LOST	WINNING	LAST 12	STRENGTH OF	OPP. STRENGTH	TEAM	ADJ.	CONF.	ADJ CONF.
Average RPI Loss:	101	RECORD	PCT. RANK	GAMES	SCHEDULE	OF SCHEDULE	RPI	RPI	RPI	RPI
DIV. I ONLY	14- 18	202	5- 7	63	91	122	122	9	9	
DIV. I NON-CONF.	7- 8	177	0- 0	56	73	96	96	8	8	
TOTALS	RPI 1-25	RPI 26-50	W-L RECORDS	RPI 51-100	RPI 101-150	RPI 150+				
14- 18	0- 3	1- 3	OVERALL	2- 6	2- 2	9- 4				
8- 5	0- 0	1- 0	HOME	1- 2	1- 0	5- 3				
4- 12	0- 3	0- 3	AWAY	0- 3	1- 2	3- 1				
2- 1	0- 0	0- 0	NEUTRAL	1- 1	0- 0	1- 0				
7- 8	0- 2	1- 1	NON-CONFERENCE	1- 3	1- 1	4- 1				
5- 1	0- 0	1- 0	HOME	1- 1	0- 0	3- 0				
2- 7	0- 2	0- 1	AWAY	0- 2	1- 1	1- 1				
0- 0	0- 0	0- 0	NEUTRAL	0- 0	0- 0	0- 0				
7- 10	0- 1	0- 2	CONFERENCE	1- 3	1- 1	5- 3				
3- 4	0- 0	0- 0	HOME	0- 1	1- 0	2- 3				
2- 5	0- 1	0- 2	AWAY	0- 1	0- 1	2- 0				
2- 1	0- 0	0- 0	NEUTRAL	1- 1	0- 0	1- 0				

RPI S	Opponent	Score	RPI S	Opponent	Score	RPI S	Opponent	Score	RPI S	Opponent	Score	Team's RPI: 122
13	A Dayton	47 67	28	A Villanova	44 55	53	A Charlotte	43 66	103	H Richmond	61 48	
16	A Nebraska	39 64	32	A Saint Joseph's	41 49	53	N Charlotte	48 47	108	A Bowling Green	70 56	
23	A Michigan St.	47 57	33	H Syracuse	74 67	63	H Montana	55 41	110	A Howard	58 61	
			36	A Duquesne	45 65	70	H Fordham	44 58	123	A Butler	55 59	
						70	N Fordham	55 66	165	H Northeastern	63 59	
						77	A Georgetown	58 66	190	A Penn	59 51	
						85	H Rutgers	50 66	199	H Seton Hall	54 38	
						95	A Auburn	49 71	201	H Saint Louis	54 50	
									210	H La Salle	55 71	
									212	H Xavier	53 54	
									212	N Xavier	52 45	
									215	A St. Bonaventure	67 59	
									218	H VCU	51 53	
									257	H Western Mich.	68 41	
									300	A Massachusetts	66 54	
									304	H Rhode Island	56 45	
									338	A Kent St.	62 71	
LAST 12 Division I GAMES:												
70	N Fordham	55 66	212	H Xavier	53 54							
53	N Charlotte	48 47	32	A Saint Joseph's	41 49							
212	N Xavier	52 45	304	H Rhode Island	56 45							
70	H Fordham	44 58	201	H Saint Louis	54 50							
123	A Butler	55 59	53	A Charlotte	43 66							
13	A Dayton	47 67	300	A Massachusetts	66 54							

Non-Div I Games:

Temple

Tennessee

Through Games Of Sunday, March 17, 2013

Average RPI Win:	93	WON-LOST	WINNING	LAST 12	STRENGTH OF	OPP. STRENGTH	TEAM	ADJ.	CONF.	ADJ CONF.
Average RPI Loss:	23	RECORD	PCT. RANK	GAMES	SCHEDULE	OF SCHEDULE	RPI	RPI	RPI	RPI
DIV. I ONLY	24- 7	32	8- 4	4	6	7	7	3	3	
DIV. I NON-CONF.	9- 4	75	0- 1	4	4	14	14	6	6	
TOTALS	RPI 1-25	RPI 26-50	W-L RECORDS	RPI 51-100	RPI 101-150	RPI 150+				
24- 7	4- 5	4- 1	OVERALL	10- 1	2- 0	4- 0				
14- 2	3- 2	2- 0	HOME	4- 0	1- 0	4- 0				
9- 4	1- 2	2- 1	AWAY	5- 1	1- 0	0- 0				
1- 1	0- 1	0- 0	NEUTRAL	1- 0	0- 0	0- 0				
9- 4	1- 3	1- 1	NON-CONFERENCE	4- 0	2- 0	1- 0				
6- 2	1- 2	1- 0	HOME	2- 0	1- 0	1- 0				
3- 2	0- 1	0- 1	AWAY	2- 0	1- 0	0- 0				
0- 0	0- 0	0- 0	NEUTRAL	0- 0	0- 0	0- 0				
15- 3	3- 2	3- 0	CONFERENCE	6- 1	0- 0	3- 0				
8- 0	2- 0	1- 0	HOME	2- 0	0- 0	3- 0				
6- 2	1- 1	2- 0	AWAY	3- 1	0- 0	0- 0				
1- 1	0- 1	0- 0	NEUTRAL	1- 0	0- 0	0- 0				

RPI 1-25				Team's RPI: 7				RPI 26-50				RPI 51-100				RPI 101+			
RPI	S	Opponent	Score		RPI	S	Opponent	Score		RPI	S	Opponent	Score		RPI	S	Opponent	Score	
1	A	Baylor	53	76	29	A	Vanderbilt	83	75	51	A	Miami (FL)	79	67	125	A	Texas	94	75
2	H	Notre Dame	67	77	29	H	Vanderbilt	83	64	72	A	Florida	78	75	130	H	Rice	101	48
3	H	Stanford	60	73	34	A	LSU	64	62	72	N	Florida	82	73	175	H	Alabama	96	69
8	A	Kentucky	65	78	37	A	Chattanooga	71	80	78	A	Arkansas	60	54	196	H	Mississippi St.	88	45
10	H	Texas A&M	82	72	42	H	Middle Tenn.	88	81	85	H	Rutgers	66	47	244	H	Ole Miss	97	68
10	N	Texas A&M	62	66						88	H	Davidson	75	40	340	H	Alcorn	90	37
15	H	North Carolina	102	57						95	A	Auburn	75	66					
17	A	South Carolina	73	53						95	H	Auburn	83	61					
19	H	Georgia	79	66						97	A	Missouri	63	80					
										97	H	Missouri	84	39					
										99	A	Georgia Tech	71	54					
LAST 12 Division I GAMES:																			
10	N	Texas A&M	62	66	29	H	Vanderbilt	83	64										
72	N	Florida	82	73	244	H	Ole Miss	97	68										
8	A	Kentucky	65	78	34	A	LSU	64	62										
10	H	Texas A&M	82	72	97	A	Missouri	63	80										
78	A	Arkansas	60	54	196	H	Mississippi St.	88	45										
95	H	Auburn	83	61	2	H	Notre Dame	67	77										

Non-Div I Games:

Tennessee

■ Loss,
■ Non-Conf, S Site,
■ Home
■ Away
N Neutral

Average RPI Win:	268	WON-LOST	WINNING	LAST 12	STRENGTH OF	OPP. STRENGTH	TEAM	ADJ.	CONF.	ADJ CONF.
Average RPI Loss:	145	RECORD	PCT. RANK	GAMES	SCHEDULE	OF SCHEDULE	RPI	RPI	RPI	RPI
DIV. I ONLY	12- 15	200	7- 5	229	288	213	213	28	28	
DIV. I NON-CONF.	3- 7	264	0- 0	137	163	201	201	29	29	
TOTALS	RPI 1-25	RPI 26-50	W-L RECORDS	RPI 51-100	RPI 101-150	RPI 150+				
12- 15	0- 1	0- 0	OVERALL	0- 2	1- 4	11- 8				
5- 5	0- 0	0- 0	HOME	0- 1	0- 2	5- 2				
6- 8	0- 1	0- 0	AWAY	0- 1	0- 1	6- 5				
1- 2	0- 0	0- 0	NEUTRAL	0- 0	1- 1	0- 1				
3- 7	0- 1	0- 0	NON-CONFERENCE	0- 2	1- 2	2- 2				
0- 2	0- 0	0- 0	HOME	0- 1	0- 0	0- 1				
2- 4	0- 1	0- 0	AWAY	0- 1	0- 1	2- 1				
1- 1	0- 0	0- 0	NEUTRAL	0- 0	1- 1	0- 0				
9- 8	0- 0	0- 0	CONFERENCE	0- 0	0- 2	9- 6				
5- 3	0- 0	0- 0	HOME	0- 0	0- 2	5- 1				
4- 4	0- 0	0- 0	AWAY	0- 0	0- 0	4- 4				
0- 1	0- 0	0- 0	NEUTRAL	0- 0	0- 0	0- 1				

RPI 1-25				RPI 26-50				RPI 51-100				RPI 101+ Team's RPI: 213			
RPI	S	Opponent	Score	RPI	S	Opponent	Score	RPI	S	Opponent	Score	RPI	S	Opponent	Score
22	A	Louisville	25 88					62	H	Kansas St.	47 62	106	H	UT Martin	58 77
								63	A	Montana	48 71	127	N	UAB	60 68
												131	N	Idaho	69 64
												136	H	Eastern Ill.	67 76
												150	A	Montana St.	55 65
												166	A	Tennessee Tech	77 80
												166	H	Tennessee Tech	68 71
												167	A	South Ala.	43 59
												187	A	Eastern Ky.	54 62
												187	H	Eastern Ky.	69 66
												189	A	SIU Edwardsville	69 75
												189	N	SIU Edwardsville	61 73
												194	A	Belmont	54 66
												194	H	Belmont	54 53
												230	A	Samford	57 40
												240	A	Murray St.	67 61
												246	H	Cleveland St.	59 66
												276	H	Southeast Mo. St.	68 58
												310	A	Austin Peay	71 52
												311	A	Morehead St.	68 56
												311	H	Morehead St.	82 57
												337	A	Lipscomb	69 60
												342	A	Jacksonville St.	88 68
												342	H	Jacksonville St.	76 67
LAST 12 Division I GAMES:															
189	N	SIU Edwardsville	61 73	240	A	Murray St.	67 61								
187	H	Eastern Ky.	69 66	310	A	Austin Peay	71 52								
311	H	Morehead St.	82 57	166	H	Tennessee Tech	68 71								
189	A	SIU Edwardsville	69 75	187	A	Eastern Ky.	54 62								
106	H	UT Martin	58 77	311	A	Morehead St.	68 56								
194	H	Belmont	54 53	342	H	Jacksonville St.	76 67								

Non-Div I Games: Cumberland (TN) 52 49

Tennessee St.

■ Loss,
 ■ Non-Conf,
 ■ S Site,
 ■ Home
 ■ A Away
 N Neutral

Tennessee Tech

Through Games Of Sunday, March 17, 2013

Average RPI Win:	253	WON-LOST	WINNING	LAST 12	STRENGTH OF	OPP. STRENGTH	TEAM	ADJ.	CONF.	ADJ CONF.
Average RPI Loss:	116	RECORD	PCT. RANK	GAMES	SCHEDULE	OF SCHEDULE	RPI	RPI	RPI	RPI
DIV. I ONLY	18- 12	109	9- 3	251	233	166	166	28	28	
DIV. I NON-CONF.	5- 7	211	0- 0	193	99	213	213	29	29	
TOTALS	RPI 1-25	RPI 26-50	W-L RECORDS	RPI 51-100	RPI 101-150	RPI 150+				
18- 12	0- 0	0- 4	OVERALL	0- 0	1- 5	17- 3				
9- 5	0- 0	0- 1	HOME	0- 0	1- 2	8- 2				
8- 5	0- 0	0- 2	AWAY	0- 0	0- 2	8- 1				
1- 2	0- 0	0- 1	NEUTRAL	0- 0	0- 1	1- 0				
5- 7	0- 0	0- 4	NON-CONFERENCE	0- 0	1- 2	4- 1				
3- 3	0- 0	0- 1	HOME	0- 0	1- 1	2- 1				
2- 3	0- 0	0- 2	AWAY	0- 0	0- 1	2- 0				
0- 1	0- 0	0- 1	NEUTRAL	0- 0	0- 0	0- 0				
13- 5	0- 0	0- 0	CONFERENCE	0- 0	0- 3	13- 2				
6- 2	0- 0	0- 0	HOME	0- 0	0- 1	6- 1				
6- 2	0- 0	0- 0	AWAY	0- 0	0- 1	6- 1				
1- 1	0- 0	0- 0	NEUTRAL	0- 0	0- 1	1- 0				

RPI S	Opponent	Score	RPI S	Opponent	Score	RPI S	Opponent	Score	RPI S	Opponent	Score	Team's RPI: 166
			29 A	Vanderbilt	50 77				106 H	UT Martin	63 81	
			39 A	St. John's (NY)	46 58				106 N	UT Martin	80 87	
			42 H	Middle Tenn.	59 65				113 H	Akron	67 78	
			49 N	St. Mary's (CA)	58 73				128 A	Memphis	64 73	
									130 H	Rice	78 65	
									136 A	Eastern Ill.	79 89	
									187 A	Eastern Ky.	55 61	
									187 H	Eastern Ky.	67 47	
									189 A	SIU Edwardsville	66 56	
									194 A	Belmont	67 62	
									194 H	Belmont	58 52	
									194 N	Belmont	61 57	
									213 A	Tennessee St.	71 68	
									213 H	Tennessee St.	80 77	
									222 H	La.-Monroe	48 59	
									230 H	Samford	65 56	
									240 H	Murray St.	52 68	
									255 A	Marshall	67 60	
									276 A	Southeast Mo. St.	64 51	
									310 H	Austin Peay	73 51	
									311 A	Morehead St.	84 70	
									311 H	Morehead St.	73 53	
									322 A	Western Caro.	61 56	
									340 H	Alcorn	74 57	
									342 A	Jacksonville St.	73 51	
									342 H	Jacksonville St.	79 52	
LAST 12 Division I GAMES:												
			106 N	UT Martin	80 87				311 A	Morehead St.	84 70	
			194 N	Belmont	61 57				342 H	Jacksonville St.	79 52	
			311 H	Morehead St.	73 53				213 A	Tennessee St.	71 68	
			187 H	Eastern Ky.	67 47				194 A	Belmont	67 62	
			276 A	Southeast Mo. St.	64 51				240 H	Murray St.	52 68	
			187 A	Eastern Ky.	55 61				310 H	Austin Peay	73 51	

Non-Div I Games: Tenn. Wesleyan 86 47

Tennessee Tech

Loss, Non-Conf, S Site, H Home A Away N Neutral

Average RPI Win:	321	WON-LOST	WINNING	LAST 12	STRENGTH OF	OPP. STRENGTH	TEAM	ADJ.	CONF.	ADJ CONF.
Average RPI Loss:	221	RECORD	PCT. RANK	GAMES	SCHEDULE	OF SCHEDULE	RPI	RPI	RPI	RPI
DIV. I ONLY	10- 15	221	6- 5	345	343	320	320	33	33	
DIV. I NON-CONF.	6- 10	228	2- 1	326	330	291	291	33	33	
TOTALS	RPI 1-25	RPI 26-50	W-L RECORDS	RPI 51-100	RPI 101-150	RPI 150+				
10- 15	0- 0	0- 1	OVERALL	0- 2	0- 1	10- 11				
5- 3	0- 0	0- 0	HOME	0- 0	0- 0	5- 3				
5- 9	0- 0	0- 1	AWAY	0- 2	0- 1	5- 5				
0- 3	0- 0	0- 0	NEUTRAL	0- 0	0- 0	0- 3				
6- 10	0- 0	0- 1	NON-CONFERENCE	0- 2	0- 1	6- 6				
3- 1	0- 0	0- 0	HOME	0- 0	0- 0	3- 1				
3- 7	0- 0	0- 1	AWAY	0- 2	0- 1	3- 3				
0- 2	0- 0	0- 0	NEUTRAL	0- 0	0- 0	0- 2				
4- 5	0- 0	0- 0	CONFERENCE	0- 0	0- 0	4- 5				
2- 2	0- 0	0- 0	HOME	0- 0	0- 0	2- 2				
2- 2	0- 0	0- 0	AWAY	0- 0	0- 0	2- 2				
0- 1	0- 0	0- 0	NEUTRAL	0- 0	0- 0	0- 1				

RPI 1-25			RPI 26-50			RPI 51-100			RPI 101+			Team's RPI: 320
RPI	S	Opponent	Score	RPI	S	Opponent	Score	RPI	S	Opponent	Score	
38	A	Oklahoma St.	42 96	69	A	SMU	35 71	130	A	Rice	54 75	
				91	A	UTEP	56 83	179	H	Texas Southern	65 46	
								188	A	TCU	37 73	
								243	A	UTSA	34 68	
								272	A	NJIT	55 60	
								272	H	NJIT	75 81	
								272	N	NJIT	42 52	
								276	N	Southeast Mo. St.	54 55	
								287	A	CSU Bakersfield	62 85	
								287	H	CSU Bakersfield	62 71	
								290	N	Northwestern St.	53 63	
								299	A	Utah Valley	66 71	
								299	H	Utah Valley	50 51	
								309	A	Texas-Arlington	59 57	
								328	A	A&M-Corpus Christi	49 45	
								328	H	A&M-Corpus Christi	77 65	
								343	A	Chicago St.	71 40	
								343	H	Chicago St.	71 61	
								344	A	Houston Baptist	67 59	
								344	H	Houston Baptist	71 45	
								345	A	New Orleans	71 56	
								345	H	New Orleans	60 59	
LAST 12 Division I GAMES:												
272	N	NJIT	42 52	287	H	CSU Bakersfield	62 71					
343	H	Chicago St.	71 61	272	H	NJIT	75 81					
345	H	New Orleans	60 59	345	A	New Orleans	71 56					
344	A	Houston Baptist	67 59	344	H	Houston Baptist	71 45					
299	H	Utah Valley	50 51	272	A	NJIT	55 60					
343	A	Chicago St.	71 40	287	A	CSU Bakersfield	62 85					

Non-Div I Games: Tex. A&M-Kingsville 100 63 Huston-Tillotson 74 58 Our Lady Of The Lak 59 72

Tex.-Pan American

Loss, Non-Conf, S Site, H Home A Away N Neutral

Average RPI Win:	171	WON-LOST	WINNING	LAST 12	STRENGTH OF	OPP. STRENGTH	TEAM	ADJ.	CONF.	ADJ CONF.
Average RPI Loss:	35	RECORD	PCT. RANK	GAMES	SCHEDULE	OF SCHEDULE	RPI	RPI	RPI	RPI
DIV. I ONLY	12- 18	221	5- 7	35	5	125	125	1	1	
DIV. I NON-CONF.	7- 4	103	0- 0	119	36	110	110	1	1	
TOTALS	RPI 1-25	RPI 26-50	W-L RECORDS	RPI 51-100	RPI 101-150	RPI 150+				
12- 18	0- 6	1- 8	OVERALL	3- 4	1- 0	7- 0				
9- 6	0- 3	0- 3	HOME	3- 0	0- 0	6- 0				
1- 8	0- 2	0- 3	AWAY	0- 3	0- 0	1- 0				
2- 4	0- 1	1- 2	NEUTRAL	0- 1	1- 0	0- 0				
7- 4	0- 2	1- 2	NON-CONFERENCE	0- 0	1- 0	5- 0				
5- 1	0- 1	0- 0	HOME	0- 0	0- 0	5- 0				
0- 0	0- 0	0- 0	AWAY	0- 0	0- 0	0- 0				
2- 3	0- 1	1- 2	NEUTRAL	0- 0	1- 0	0- 0				
5- 14	0- 4	0- 6	CONFERENCE	3- 4	0- 0	2- 0				
4- 5	0- 2	0- 3	HOME	3- 0	0- 0	1- 0				
1- 8	0- 2	0- 3	AWAY	0- 3	0- 0	1- 0				
0- 1	0- 0	0- 0	NEUTRAL	0- 1	0- 0	0- 0				

RPI	S	Opponent	Score	RPI	S	Opponent	Score	RPI	S	Opponent	Score	RPI	S	Opponent	Score	Team's RPI: 125
1	A	Baylor	47 67	30	A	Oklahoma	56 69	55	A	West Virginia	49 53	140	N	Hofstra	72 52	
1	H	Baylor	48 75	30	H	Oklahoma	70 78	55	H	West Virginia	58 45	188	A	TCU	61 56	
7	H	Tennessee	75 94	38	A	Oklahoma St.	58 64	58	A	Kansas	38 76	188	H	TCU	59 46	
11	N	UCLA	42 62	38	H	Oklahoma St.	52 64	58	H	Kansas	93 83	203	H	Central Conn. St.	94 58	
24	A	Iowa St.	65 73	39	N	St. John's (NY)	70 60	62	A	Kansas St.	47 68	222	H	La.-Monroe	77 49	
24	H	Iowa St.	48 67	44	N	Iowa	63 86	62	H	Kansas St.	59 40	265	H	Cornell	53 40	
				48	A	Texas Tech	62 69	62	N	Kansas St.	49 51	307	H	Jackson St.	80 53	
				48	H	Texas Tech	59 66					328	H	A&M-Corpus Christi	79 30	
				50	N	Central Mich.	65 73									
LAST 12 Division I GAMES:																
				62	N	Kansas St.	49 51	48	A	Texas Tech	62 69					
				55	H	West Virginia	58 45	62	A	Kansas St.	47 68					
				38	A	Oklahoma St.	58 64	1	H	Baylor	48 75					
				188	H	TCU	59 46	24	H	Iowa St.	48 67					
				1	A	Baylor	47 67	188	A	TCU	61 56					
				58	H	Kansas	93 83	62	H	Kansas St.	59 40					

Non-Div I Games:

Texas

■ Loss,
■ Non-Conf,
■ S Site,
■ Home
■ A Away
N Neutral

Through Games Of Sunday, March 17, 2019									
Average RPI Win: 104	WON-LOST	WINNING	LAST 12	STRENGTH OF	OPP. STRENGTH	TEAM	ADJ.	CONF.	ADJ CONF.
Average RPI Loss: 13	RECORD	PCT. RANK	GAMES	SCHEDULE	OF SCHEDULE	RPI	RPI	RPI	RPI
DIV. I ONLY	24- 9	50	8- 4	3	4	10	10	3	3
DIV. I NON-CONF.	10- 4	70	0- 0	20	6	33	33	6	6

TOTALS	RPI 1-25	RPI 26-50	W-L RECORDS	RPI 51-100	RPI 101-150	RPI 150+			
24- 9	5- 7	2- 2	OVERALL	7- 0	3- 0	7- 0			
13- 4	0- 3	1- 1	HOME	5- 0	1- 0	6- 0			
6- 4	2- 3	1- 1	AWAY	1- 0	1- 0	1- 0			
5- 1	3- 1	0- 0	NEUTRAL	1- 0	1- 0	0- 0			
10- 4	0- 4	0- 0	NON-CONFERENCE	3- 0	3- 0	4- 0			
7- 2	0- 2	0- 0	HOME	2- 0	1- 0	4- 0			
1- 1	0- 1	0- 0	AWAY	0- 0	1- 0	0- 0			
2- 1	0- 1	0- 0	NEUTRAL	1- 0	1- 0	0- 0			
14- 5	5- 3	2- 2	CONFERENCE	4- 0	0- 0	3- 0			
6- 2	0- 1	1- 1	HOME	3- 0	0- 0	2- 0			
5- 3	2- 2	1- 1	AWAY	1- 0	0- 0	1- 0			
3- 0	3- 0	0- 0	NEUTRAL	0- 0	0- 0	0- 0			

RPI	S	Opponent	Score	RPI	S	Opponent	Score	RPI	S	Opponent	Score	RPI	S	Opponent	Score
2	N	Notre Dame	74 83	29	A	Vanderbilt	51 61	60	H	Liberty	70 55	109	A	Southern California	79 61
4	H	Connecticut	50 81	29	H	Vanderbilt	60 52	62	N	Kansas St.	83 60	130	H	Rice	80 57
6	H	Penn St.	58 63	34	A	LSU	74 57	68	H	Marquette	84 64	135	N	Old Dominion	78 55
7	A	Tennessee	72 82	34	H	LSU	52 67	72	H	Florida	78 71	175	H	Alabama	91 52
7	N	Tennessee	66 62					78	A	Arkansas	63 51	185	H	Louisiana Tech	77 26
8	A	Kentucky	62 65					95	H	Auburn	78 56	188	H	TCU	68 47
8	H	Kentucky	66 70					97	H	Missouri	77 58	195	H	Prairie View	74 52
8	N	Kentucky	75 67									196	A	Mississippi St.	81 33
17	A	South Carolina	50 48									244	H	Ole Miss	82 53
17	N	South Carolina	61 52									279	H	Southern U.	88 48
19	A	Georgia	64 46												
22	A	Louisville	45 47												
LAST 12 Division I GAMES:															
		8 N Kentucky	75 67			244 H Ole Miss	82 53								
		7 N Tennessee	66 62			8 H Kentucky	66 70								
		17 N South Carolina	61 52			72 H Florida	78 71								
		34 H LSU	52 67			17 A South Carolina	50 48								
		7 A Tennessee	72 82			34 A LSU	74 57								
		29 A Vanderbilt	51 61			29 H Vanderbilt	60 52								

Non-Div I Games:

Texas A&M

Texas Southern

Through Games Of Sunday, March 17, 2013

Average RPI Win:	287	WON-LOST	WINNING	LAST 12	STRENGTH OF	OPP. STRENGTH	TEAM	ADJ.	CONF.	ADJ CONF.
Average RPI Loss:	167	RECORD	PCT. RANK	GAMES	SCHEDULE	OF SCHEDULE	RPI	RPI	RPI	RPI
DIV. I ONLY	20- 11	86	10- 2	321	335	179	179	32	32	
DIV. I NON-CONF.	3- 8	276	0- 0	146	216	218	218	32	32	
TOTALS	RPI 1-25	RPI 26-50	W-L RECORDS	RPI 51-100	RPI 101-150	RPI 150+				
20- 11	0- 0	0- 1	OVERALL	0- 3	1- 0	19- 7				
9- 2	0- 0	0- 0	HOME	0- 0	0- 0	9- 2				
10- 6	0- 0	0- 1	AWAY	0- 2	1- 0	9- 3				
1- 3	0- 0	0- 0	NEUTRAL	0- 1	0- 0	1- 2				
3- 8	0- 0	0- 1	NON-CONFERENCE	0- 3	1- 0	2- 4				
1- 1	0- 0	0- 0	HOME	0- 0	0- 0	1- 1				
2- 5	0- 0	0- 1	AWAY	0- 2	1- 0	1- 2				
0- 2	0- 0	0- 0	NEUTRAL	0- 1	0- 0	0- 1				
17- 3	0- 0	0- 0	CONFERENCE	0- 0	0- 0	17- 3				
8- 1	0- 0	0- 0	HOME	0- 0	0- 0	8- 1				
8- 1	0- 0	0- 0	AWAY	0- 0	0- 0	8- 1				
1- 1	0- 0	0- 0	NEUTRAL	0- 0	0- 0	1- 1				

RPI	S	Opponent	Score	RPI	S	Opponent	Score	RPI	S	Opponent	Score	RPI	S	Opponent	Score	Team's RPI: 179
38	A	Oklahoma St.	49	91	69	A	SMU	50	66	111	A	Sam Houston St.	62	57		
					78	A	Arkansas	50	72	153	A	McNeese St.	42	59		
					91	N	UTEP	52	61	156	H	Nicholls St.	58	65		
										177	N	Arizona	59	65		
										195	A	Prairie View	64	57		
										195	H	Prairie View	51	46		
										195	N	Prairie View	58	62		
										235	A	Mississippi Val.	58	47		
										235	H	Mississippi Val.	84	71		
										279	A	Southern U.	60	72		
										279	H	Southern U.	53	55		
										285	H	UMKC	64	53		
										307	A	Jackson St.	67	58		
										307	H	Jackson St.	73	66		
										308	A	Grambling	59	58		
										308	H	Grambling	91	64		
										308	N	Grambling	68	56		
										316	A	Alabama A&M	72	56		
										316	H	Alabama A&M	54	50		
										319	A	Ark.-Pine Bluff	65	61		
										319	H	Ark.-Pine Bluff	63	59		
										320	A	Tex.-Pan American	46	65		
										325	A	Norfolk St.	68	53		
										334	A	Alabama St.	64	52		
										334	H	Alabama St.	74	40		
										340	A	Alcorn	61	45		
LAST 12 Division I GAMES:																
		195	N	Prairie View	58	62				235	H	Mississippi Val.	84	71		
		308	N	Grambling	68	56				319	H	Ark.-Pine Bluff	63	59		
		340	H	Alcorn	70	43				308	A	Grambling	59	58		
		279	H	Southern U.	53	55				307	A	Jackson St.	67	58		
		334	A	Alabama St.	64	52				195	H	Prairie View	51	46		
		316	A	Alabama A&M	72	56				334	H	Alabama St.	74	40		

Non-Div I Games:

Texas Southern

■ Loss,
 ■ Non-Conf,
 ■ S Site,
 ■ Home
 ■ A Away
 N Neutral

RPI	S	Opponent	Score
340	H	Alcorn	70 43

Texas Southern

T
e
x
a
s
S
o
u
t
h
e
r
n

T
e
x
a
s
S
o
u
t
h
e
r
n

Average RPI Win: 253		WON-LOST	WINNING	LAST 12	STRENGTH OF	OPP. STRENGTH	TEAM	ADJ.	CONF.	ADJ CONF.
Average RPI Loss: 186		RECORD	PCT. RANK	GAMES	SCHEDULE	OF SCHEDULE	RPI	RPI	RPI	RPI
DIV. I ONLY		9- 20	277	3- 9	317	232	303	303	25	25
DIV. I NON-CONF.		5- 5	160	0- 1	314	224	237	237	25	25
TOTALS	RPI 1-25	RPI 26-50		W-L RECORDS		RPI 51-100	RPI 101-150	RPI 150+		
9- 20	0- 0	0- 1		OVERALL		0- 1	0- 7	9- 11		
5- 8	0- 0	0- 0		HOME		0- 0	0- 4	5- 4		
4- 11	0- 0	0- 1		AWAY		0- 1	0- 3	4- 6		
0- 1	0- 0	0- 0		NEUTRAL		0- 0	0- 0	0- 1		
5- 5	0- 0	0- 1		NON-CONFERENCE		0- 1	0- 1	5- 2		
3- 1	0- 0	0- 0		HOME		0- 0	0- 1	3- 0		
2- 4	0- 0	0- 1		AWAY		0- 1	0- 0	2- 2		
0- 0	0- 0	0- 0		NEUTRAL		0- 0	0- 0	0- 0		
4- 15	0- 0	0- 0		CONFERENCE		0- 0	0- 6	4- 9		
2- 7	0- 0	0- 0		HOME		0- 0	0- 3	2- 4		
2- 7	0- 0	0- 0		AWAY		0- 0	0- 3	2- 4		
0- 1	0- 0	0- 0		NEUTRAL		0- 0	0- 0	0- 1		

[illegible]

Non-Div I Games: Huston-Tillotson 93 42

Texas St.

■ Loss, ■ Non-Conf, S Site, H Home A Away N Neutral

RPI	S	Opponent	Score
344	A	Houston Baptist	76 78

Texas St.

T
e
x
a
s
t
.

T
e
x
a
s
t
.

Average RPI Win:	138	WON-LOST	WINNING	LAST 12	STRENGTH OF	OPP. STRENGTH	TEAM	ADJ.	CONF.	ADJ CONF.
Average RPI Loss:	42	RECORD	PCT. RANK	GAMES	SCHEDULE	OF SCHEDULE	RPI	RPI	RPI	RPI
DIV. I ONLY	21- 10	67	6- 6	56	33	48	48	1	1	
DIV. I NON-CONF.	10- 2	28	0- 0	219	208	76	76	1	1	
TOTALS	RPI 1-25	RPI 26-50	W-L RECORDS	RPI 51-100	RPI 101-150	RPI 150+				
21- 10	0- 5	2- 3	OVERALL	7- 1	3- 0	9- 1				
14- 3	0- 2	1- 1	HOME	5- 0	2- 0	6- 0				
6- 5	0- 2	1- 1	AWAY	2- 1	1- 0	2- 1				
1- 2	0- 1	0- 1	NEUTRAL	0- 0	0- 0	1- 0				
10- 2	0- 1	0- 0	NON-CONFERENCE	2- 0	1- 0	7- 1				
8- 0	0- 0	0- 0	HOME	2- 0	1- 0	5- 0				
1- 1	0- 0	0- 0	AWAY	0- 0	0- 0	1- 1				
1- 1	0- 1	0- 0	NEUTRAL	0- 0	0- 0	1- 0				
11- 8	0- 4	2- 3	CONFERENCE	5- 1	2- 0	2- 0				
6- 3	0- 2	1- 1	HOME	3- 0	1- 0	1- 0				
5- 4	0- 2	1- 1	AWAY	2- 1	1- 0	1- 0				
0- 1	0- 0	0- 1	NEUTRAL	0- 0	0- 0	0- 0				

RPI 1-25				RPI 26-50				Team's RPI: 48	RPI 51-100				RPI 101+			
RPI	S	Opponent	Score	RPI	S	Opponent	Score		RPI	S	Opponent	Score	RPI	S	Opponent	Score
1	A	Baylor	47 89	30	A	Oklahoma	55 65		55	A	West Virginia	77 73	125	A	Texas	66 59
1	H	Baylor	60 90	30	H	Oklahoma	73 77		55	H	West Virginia	76 63	125	H	Texas	69 62
23	N	Michigan St.	48 50	38	A	Oklahoma St.	64 59		58	A	Kansas	72 70	137	H	Lamar	73 52
24	A	Iowa St.	52 67	38	H	Oklahoma St.	61 53		58	H	Kansas	70 63	156	H	Nicholls St.	78 48
24	H	Iowa St.	54 58	38	N	Oklahoma St.	54 59		62	A	Kansas St.	62 68	160	A	Arizona St.	61 49
									62	H	Kansas St.	59 50	183	A	New Mexico	61 65
									80	H	Illinois	75 56	184	H	Houston	86 56
									92	H	Northern Colo.	68 41	188	A	TCU	64 46
													188	H	TCU	53 42
													192	N	Oregon St.	66 48
													221	H	Southern Utah	73 54
													337	H	Lipscomb	61 41
													345	H	New Orleans	81 38
LAST 12 Division I GAMES:																
38	N	Oklahoma St.	54 59	1	A	Baylor	47 89									
30	H	Oklahoma	73 77	188	A	TCU	64 46									
62	A	Kansas St.	62 68	55	H	West Virginia	76 63									
38	H	Oklahoma St.	61 53	24	A	Iowa St.	52 67									
58	A	Kansas	72 70	1	H	Baylor	60 90									
125	H	Texas	69 62	188	H	TCU	53 42									

Non-Div I Games:

Texas Tech

■ Loss,
■ Non-Conf,
■ S Site,
■ H Home
■ A Away
N Neutral

Texas-Arlington

Through Games Of Sunday, March 17, 2013

Average RPI Win:	258	WON-LOST	WINNING	LAST 12	STRENGTH OF	OPP. STRENGTH	TEAM	ADJ.	CONF.	ADJ CONF.
Average RPI Loss:	179	RECORD	PCT. RANK	GAMES	SCHEDULE	OF SCHEDULE	RPI	RPI	RPI	RPI
DIV. I ONLY	7- 23	310	4- 8	259	302	309	309	25	25	
DIV. I NON-CONF.	3- 8	276	1- 0	203	317	269	269	25	25	
TOTALS	RPI 1-25	RPI 26-50	W-L RECORDS	RPI 51-100	RPI 101-150	RPI 150+				
7- 23	0- 1	0- 1	OVERALL	0- 2	1- 6	6- 13				
3- 11	0- 0	0- 1	HOME	0- 1	1- 3	2- 6				
4- 11	0- 1	0- 0	AWAY	0- 1	0- 3	4- 6				
0- 1	0- 0	0- 0	NEUTRAL	0- 0	0- 0	0- 1				
3- 8	0- 1	0- 1	NON-CONFERENCE	0- 2	0- 1	3- 3				
1- 4	0- 0	0- 1	HOME	0- 1	0- 1	1- 1				
2- 4	0- 1	0- 0	AWAY	0- 1	0- 0	2- 2				
0- 0	0- 0	0- 0	NEUTRAL	0- 0	0- 0	0- 0				
4- 15	0- 0	0- 0	CONFERENCE	0- 0	1- 5	3- 10				
2- 7	0- 0	0- 0	HOME	0- 0	1- 2	1- 5				
2- 7	0- 0	0- 0	AWAY	0- 0	0- 3	2- 4				
0- 1	0- 0	0- 0	NEUTRAL	0- 0	0- 0	0- 1				

RPI 1-25				RPI 26-50				RPI 51-100				RPI 101+ Team's RPI: 309			
RPI	S	Opponent	Score	RPI	S	Opponent	Score	RPI	S	Opponent	Score	RPI	S	Opponent	Score
23	A	Michigan St.	39 83	38	H	Oklahoma St.	54 90	76	A	Fresno St.	45 70	119	A	Seattle	53 69
								93	H	Oral Roberts	41 73	119	H	Seattle	64 78
												128	H	Memphis	76 89
												131	A	Idaho	52 70
												131	H	Idaho	60 58
												139	A	Utah St.	57 81
												139	H	Utah St.	83 93
												154	A	George Washington	47 80
												185	A	Louisiana Tech	58 65
												185	H	Louisiana Tech	62 78
												217	A	Denver	52 90
												217	H	Denver	66 55
												227	A	North Texas	59 50
												233	A	Neb. Omaha	39 73
												236	A	New Mexico St.	62 59
												236	H	New Mexico St.	66 72
												236	N	New Mexico St.	63 76
												243	A	UTSA	45 73
												243	H	UTSA	57 59
												280	A	San Jose St.	49 71
												280	H	San Jose St.	70 78
												303	A	Texas St.	73 72
												303	H	Texas St.	57 63
												320	H	Tex.-Pan American	57 59
												344	A	Houston Baptist	77 71
												345	H	New Orleans	82 57
LAST 12 Division I GAMES:															
				236	N	New Mexico St.	63 76					119	H	Seattle	64 78
				236	H	New Mexico St.	66 72					131	H	Idaho	60 58
				217	H	Denver	66 55					243	A	UTSA	45 73
				139	A	Utah St.	57 81					303	A	Texas St.	73 72
				280	A	San Jose St.	49 71					185	H	Louisiana Tech	62 78
				345	H	New Orleans	82 57					280	H	San Jose St.	70 78

Non-Div I Games:

Texas-Arlington

■ Loss,
 ■ Non-Conf,
 ■ S Site,
 ■ H Home
 ■ A Away
 N Neutral

Average RPI Win:	206	WON-LOST	WINNING	LAST 12	STRENGTH OF	OPP. STRENGTH	TEAM	ADJ.	CONF.	ADJ CONF.
Average RPI Loss:	38	RECORD	PCT. RANK	GAMES	SCHEDULE	OF SCHEDULE	RPI	RPI	RPI	RPI
DIV. I ONLY	27- 3	11	11- 1	225	144	46	46	18	18	
DIV. I NON-CONF.	12- 1	5	0- 0	163	133	26	26	19	19	
TOTALS	RPI 1-25	RPI 26-50	W-L RECORDS	RPI 51-100	RPI 101-150	RPI 150+				
27- 3	0- 1	1- 2	OVERALL	2- 0	2- 0	22- 0				
13- 1	0- 0	0- 1	HOME	0- 0	0- 0	13- 0				
12- 1	0- 1	1- 0	AWAY	1- 0	2- 0	8- 0				
2- 1	0- 0	0- 1	NEUTRAL	1- 0	0- 0	1- 0				
12- 1	0- 1	0- 0	NON-CONFERENCE	2- 0	0- 0	10- 0				
6- 0	0- 0	0- 0	HOME	0- 0	0- 0	6- 0				
4- 1	0- 1	0- 0	AWAY	1- 0	0- 0	3- 0				
2- 0	0- 0	0- 0	NEUTRAL	1- 0	0- 0	1- 0				
15- 2	0- 0	1- 2	CONFERENCE	0- 0	2- 0	12- 0				
7- 1	0- 0	0- 1	HOME	0- 0	0- 0	7- 0				
8- 0	0- 0	1- 0	AWAY	0- 0	2- 0	5- 0				
0- 1	0- 0	0- 1	NEUTRAL	0- 0	0- 0	0- 0				

RPI 1-25				RPI 26-50				Team's RPI: 46	RPI 51-100				RPI 101+			
RPI	S	Opponent	Score	RPI	S	Opponent	Score		RPI	S	Opponent	Score	RPI	S	Opponent	Score
13	A	Dayton	76 79	50	A	Central Mich.	76 63		53	N	Charlotte	76 66	108	A	Bowling Green	48 38
				50	H	Central Mich.	66 73		68	A	Marquette	82 71	113	A	Akron	77 65
				50	N	Central Mich.	61 66						161	N	Santa Clara	73 48
													162	H	Arkansas St.	56 34
													174	A	Miami (OH)	80 49
													180	A	Ball St.	68 64
													180	H	Ball St.	63 39
													189	H	SIU Edwardsville	59 43
													195	H	Prairie View	76 41
													215	H	St. Bonaventure	59 45
													220	A	Colorado St.	66 62
													225	H	Evansville	60 50
													239	H	Milwaukee	83 59
													248	A	Eastern Mich.	56 40
													248	H	Eastern Mich.	48 38
													250	A	Georgia St.	46 43
													257	A	Western Mich.	75 42
													257	H	Western Mich.	65 54
													258	H	Buffalo	59 44
													284	A	Northern Ill.	44 42
													284	H	Northern Ill.	72 40
													292	A	Nevada	73 61
													321	H	Ohio	61 42
													338	H	Kent St.	82 45
LAST 12 Division I GAMES:																
				50	N	Central Mich.	61 66		338	H	Kent St.	82 45				
				180	H	Ball St.	63 39		180	A	Ball St.	68 64				
				248	H	Eastern Mich.	48 38		174	A	Miami (OH)	80 49				
				257	A	Western Mich.	75 42		257	H	Western Mich.	65 54				
				50	A	Central Mich.	76 63		321	H	Ohio	61 42				
				284	H	Northern Ill.	72 40		284	A	Northern Ill.	44 42				

Non-Div I Games:

Toledo

■ Loss,
■ Non-Conf, S Site,
■ Home
■ Away
N Neutral

Average RPI Win:	262	WON-LOST	WINNING	LAST 12	STRENGTH OF	OPP. STRENGTH	TEAM	ADJ.	CONF.	ADJ CONF.
Average RPI Loss:	159	RECORD	PCT. RANK	GAMES	SCHEDULE	OF SCHEDULE	RPI	RPI	RPI	RPI
DIV. I ONLY	12- 18	221	5- 7	283	172	267	267	14	14	
DIV. I NON-CONF.	6- 5	147	0- 0	337	296	262	262	15	15	
TOTALS	RPI 1-25	RPI 26-50	W-L RECORDS	RPI 51-100	RPI 101-150	RPI 150+				
12- 18	0- 3	0- 0	OVERALL	0- 5	1- 1	11- 9				
8- 7	0- 2	0- 0	HOME	0- 2	1- 0	7- 3				
4- 10	0- 1	0- 0	AWAY	0- 2	0- 1	4- 6				
0- 1	0- 0	0- 0	NEUTRAL	0- 1	0- 0	0- 0				
6- 5	0- 1	0- 0	NON-CONFERENCE	0- 0	0- 0	6- 4				
4- 2	0- 1	0- 0	HOME	0- 0	0- 0	4- 1				
2- 3	0- 0	0- 0	AWAY	0- 0	0- 0	2- 3				
0- 0	0- 0	0- 0	NEUTRAL	0- 0	0- 0	0- 0				
6- 13	0- 2	0- 0	CONFERENCE	0- 5	1- 1	5- 5				
4- 5	0- 1	0- 0	HOME	0- 2	1- 0	3- 2				
2- 7	0- 1	0- 0	AWAY	0- 2	0- 1	2- 3				
0- 1	0- 0	0- 0	NEUTRAL	0- 1	0- 0	0- 0				

RPI 1-25				RPI 26-50				RPI 51-100				RPI 101+ Team's RPI: 267			
RPI	S	Opponent	Score	RPI	S	Opponent	Score	RPI	S	Opponent	Score	RPI	S	Opponent	Score
12	H	Maryland	43 88					71	A	James Madison	45 79	135	A	Old Dominion	55 65
18	A	Delaware	44 76					71	H	James Madison	61 75	140	H	Hofstra	69 60
18	H	Delaware	55 77					71	N	James Madison	48 59	165	A	Northeastern	56 59
								83	A	Drexel	55 76	165	H	Northeastern	73 69
								83	H	Drexel	48 62	186	H	Bucknell	62 75
												219	H	Coppin St.	58 55
												234	A	Loyola Maryland	44 52
												250	A	Georgia St.	44 66
												250	H	Georgia St.	49 56
												273	H	Delaware St.	69 61
												274	H	Morgan St.	61 57
												282	A	William & Mary	50 59
												282	H	William & Mary	79 63
												286	A	UNC Wilmington	66 57
												286	H	UNC Wilmington	55 53
												288	A	UMBC	62 44
												291	A	George Mason	53 51
												291	H	George Mason	54 65
												313	A	Manhattan	63 60
												317	A	LIU Brooklyn	63 65
												326	H	Maine	69 64
												332	A	UMES	48 60
LAST 12 Division I GAMES:															
				71	N	James Madison	48 59	291	A	George Mason	53 51				
				286	A	UNC Wilmington	66 57	250	A	Georgia St.	44 66				
				282	H	William & Mary	79 63	18	H	Delaware	55 77				
				165	H	Northeastern	73 69	83	H	Drexel	48 62				
				71	A	James Madison	45 79	165	A	Northeastern	56 59				
				140	H	Hofstra	69 60	71	H	James Madison	61 75				

Non-Div I Games:

Towson

■ Loss,
 ■ Non-Conf,
 ■ S Site,
 ■ H Home
 ■ A Away
 N Neutral

Average RPI Win:	230	WON-LOST	WINNING	LAST 12	STRENGTH OF	OPP. STRENGTH	TEAM	ADJ.	CONF.	ADJ CONF.
Average RPI Loss:	158	RECORD	PCT. RANK	GAMES	SCHEDULE	OF SCHEDULE	RPI	RPI	RPI	RPI
DIV. I ONLY	7- 24	315	4- 8	180	185	297	297	12	12	
DIV. I NON-CONF.	3- 6	244	0- 0	288	298	292	292	14	14	
TOTALS	RPI 1-25	RPI 26-50	W-L RECORDS	RPI 51-100	RPI 101-150	RPI 150+				
7- 24	0- 0	1- 1	OVERALL	0- 4	0- 6	6- 13				
4- 10	0- 0	0- 1	HOME	0- 1	0- 3	4- 5				
2- 13	0- 0	1- 0	AWAY	0- 2	0- 3	1- 8				
1- 1	0- 0	0- 0	NEUTRAL	0- 1	0- 0	1- 0				
3- 6	0- 0	0- 0	NON-CONFERENCE	0- 1	0- 2	3- 3				
2- 2	0- 0	0- 0	HOME	0- 0	0- 1	2- 1				
1- 4	0- 0	0- 0	AWAY	0- 1	0- 1	1- 2				
0- 0	0- 0	0- 0	NEUTRAL	0- 0	0- 0	0- 0				
4- 18	0- 0	1- 1	CONFERENCE	0- 3	0- 4	3- 10				
2- 8	0- 0	0- 1	HOME	0- 1	0- 2	2- 4				
1- 9	0- 0	1- 0	AWAY	0- 1	0- 2	0- 6				
1- 1	0- 0	0- 0	NEUTRAL	0- 1	0- 0	1- 0				

RPI S	Opponent	Score	RPI S	Opponent	Score	RPI S	Opponent	Score	RPI S	Opponent	Score	Team's RPI: 297
42	A Middle Tenn.	74 70	42	H Middle Tenn.	63 85	65	A UALR	52 75	101	A Western Ky.	80 98	
						65	H UALR	50 71	101	H Western Ky.	81 84	
						65	N UALR	52 65	114	A FIU	76 82	
						72	A Florida	62 87	114	H FIU	39 56	
									143	A Winthrop	82 87	
									149	H Mercer	90 96	
									162	A Arkansas St.	49 71	
									162	H Arkansas St.	74 87	
									167	A South Ala.	58 74	
									167	H South Ala.	70 71	
									167	N South Ala.	62 49	
									175	H Alabama	71 80	
									196	A Mississippi St.	60 82	
									222	A La.-Monroe	74 79	
									222	H La.-Monroe	69 75	
									224	A Fla. Atlantic	63 74	
									224	H Fla. Atlantic	80 81	
									227	A North Texas	71 87	
									227	H North Texas	86 69	
									252	H Furman	118 96	
									281	A La.-Lafayette	59 63	
									281	H La.-Lafayette	68 61	
									306	A Jacksonville	88 83	
									329	A Kennesaw St.	65 72	
									334	H Alabama St.	90 88	
LAST 12 Division I GAMES:												
			65	N UALR	52 65	227	H North Texas	86 69				
			167	N South Ala.	62 49	114	H FIU	39 56				
			167	H South Ala.	70 71	42	A Middle Tenn.	74 70				
			42	H Middle Tenn.	63 85	167	A South Ala.	58 74				
			162	A Arkansas St.	49 71	281	H La.-Lafayette	68 61				
			281	A La.-Lafayette	59 63	101	A Western Ky.	80 98				

Non-Div I Games:

Troy

Average RPI Win: 170	WON-LOST	WINNING	LAST 12	STRENGTH OF	OPP. STRENGTH	TEAM	ADJ.	CONF.	ADJ CONF.
Average RPI Loss: 124	RECORD	PCT. RANK	GAMES	SCHEDULE	OF SCHEDULE	RPI	RPI	RPI	RPI
DIV. I ONLY	21- 8	52	8- 4	185	84	87	87	8	8
DIV. I NON-CONF.	10- 2	28	0- 0	308	126	128	128	10	10
TOTALS	RPI 1-25	RPI 26-50	W-L RECORDS	RPI 51-100	RPI 101-150	RPI 150+			
21- 8	0- 0	1- 0	OVERALL	3- 6	5- 0	12- 2			
10- 5	0- 0	0- 0	HOME	2- 3	2- 0	6- 2			
9- 2	0- 0	1- 0	AWAY	1- 2	3- 0	4- 0			
2- 1	0- 0	0- 0	NEUTRAL	0- 1	0- 0	2- 0			
10- 2	0- 0	1- 0	NON-CONFERENCE	0- 1	0- 0	9- 1			
5- 2	0- 0	0- 0	HOME	0- 1	0- 0	5- 1			
3- 0	0- 0	1- 0	AWAY	0- 0	0- 0	2- 0			
2- 0	0- 0	0- 0	NEUTRAL	0- 0	0- 0	2- 0			
11- 6	0- 0	0- 0	CONFERENCE	3- 5	5- 0	3- 1			
5- 3	0- 0	0- 0	HOME	2- 2	2- 0	1- 1			
6- 2	0- 0	0- 0	AWAY	1- 2	3- 0	2- 0			
0- 1	0- 0	0- 0	NEUTRAL	0- 1	0- 0	0- 0			

RPI S	Opponent	Score	RPI S	Opponent	Score	RPI S	Opponent	Score	RPI S	Opponent	Score
			34	A LSU	66 64	69	A SMU	73 68	120	A UCF	57 55
						69	H SMU	56 62	127	A UAB	57 52
						82	H East Carolina	52 55	128	H Memphis	72 62
						91	A UTEP	52 71	130	A Rice	69 65
						91	H UTEP	56 49	130	H Rice	61 45
						94	A Tulsa	65 67	153	H McNeese St.	69 63
						94	H Tulsa	74 59	169	N Bradley	74 69
						94	N Tulsa	67 75	176	H Southern Miss.	80 69
						95	H Auburn	65 70	184	A Houston	74 56
									184	H Houston	70 71
									185	H Louisiana Tech	66 59
									222	A La.-Monroe	70 60
									227	H North Texas	73 62
									248	H Eastern Mich.	71 65
									255	A Marshall	67 57
									257	N Western Mich.	66 48
									279	A Southern U.	65 45
									281	H La.-Lafayette	64 65
									286	H UNC Wilmington	73 58
LAST 12 Division I GAMES:											
			94	N Tulsa	67 75	184	H Houston	70 71			
			91	A UTEP	52 71	130	H Rice	61 45			
			176	H Southern Miss.	80 69	94	A Tulsa	65 67			
			69	A SMU	73 68	91	H UTEP	56 49			
			94	H Tulsa	74 59	184	A Houston	74 56			
			127	A UAB	57 52	120	A UCF	57 55			

Non-Div I Games: Loyola (LA) 81 41

Tulane

Average RPI Win: 171		WON-LOST	WINNING	LAST 12	STRENGTH OF	OPP. STRENGTH	TEAM	ADJ.	CONF.	ADJ CONF.
Average RPI Loss: 99		RECORD	PCT. RANK	GAMES	SCHEDULE	OF SCHEDULE	RPI	RPI	RPI	RPI
DIV. I ONLY		16- 16	160	9- 3	51	106	94	94	8	8
DIV. I NON-CONF.		4- 8	244	0- 0	116	196	200	200	10	10
TOTALS	RPI 1-25		RPI 26-50		W-L RECORDS		RPI 51-100		RPI 101-150	RPI 150+
16- 16	0- 0		0- 0		OVERALL		3- 12		5- 2	8- 2
8- 4	0- 0		0- 0		HOME		1- 4		3- 0	4- 0
4- 10	0- 0		0- 0		AWAY		0- 7		0- 2	4- 1
4- 2	0- 0		0- 0		NEUTRAL		2- 1		2- 0	0- 1
4- 8	0- 0		0- 0		NON-CONFERENCE		0- 6		0- 0	4- 2
2- 2	0- 0		0- 0		HOME		0- 2		0- 0	2- 0
2- 4	0- 0		0- 0		AWAY		0- 3		0- 0	2- 1
0- 2	0- 0		0- 0		NEUTRAL		0- 1		0- 0	0- 1
12- 8	0- 0		0- 0		CONFERENCE		3- 6		5- 2	4- 0
6- 2	0- 0		0- 0		HOME		1- 2		3- 0	2- 0
2- 6	0- 0		0- 0		AWAY		0- 4		0- 2	2- 0
4- 0	0- 0		0- 0		NEUTRAL		2- 0		2- 0	0- 0

[illegible]

Non-Div I Games: Langston

97 35

Tulsa

■ Loss, ■ Non-Conf, S Site, H Home A Away N Neutral

Average RPI Win:	204	WON-LOST	WINNING	LAST 12	STRENGTH OF	OPP. STRENGTH	TEAM	ADJ.	CONF.	ADJ CONF.
Average RPI Loss:	130	RECORD	PCT. RANK	GAMES	SCHEDULE	OF SCHEDULE	RPI	RPI	RPI	RPI
DIV. I ONLY	18- 12	109	5- 7	169	152	127	127	8	8	
DIV. I NON-CONF.	9- 4	75	0- 0	278	326	174	174	10	10	
TOTALS	RPI 1-25	RPI 26-50	W-L RECORDS	RPI 51-100	RPI 101-150	RPI 150+				
18- 12	0- 0	0- 2	OVERALL	3- 4	4- 3	11- 3				
10- 5	0- 0	0- 1	HOME	2- 1	2- 1	6- 2				
6- 6	0- 0	0- 1	AWAY	1- 2	2- 2	3- 1				
2- 1	0- 0	0- 0	NEUTRAL	0- 1	0- 0	2- 0				
9- 4	0- 0	0- 2	NON-CONFERENCE	0- 0	2- 0	7- 2				
5- 2	0- 0	0- 1	HOME	0- 0	1- 0	4- 1				
2- 2	0- 0	0- 1	AWAY	0- 0	1- 0	1- 1				
2- 0	0- 0	0- 0	NEUTRAL	0- 0	0- 0	2- 0				
9- 8	0- 0	0- 0	CONFERENCE	3- 4	2- 3	4- 1				
5- 3	0- 0	0- 0	HOME	2- 1	1- 1	2- 1				
4- 4	0- 0	0- 0	AWAY	1- 2	1- 2	2- 0				
0- 1	0- 0	0- 0	NEUTRAL	0- 1	0- 0	0- 0				

RPI S	Opponent	Score	RPI S	Opponent	Score	RPI S	Opponent	Score	RPI S	Opponent	Score	Team's RPI: 127
29	A Vanderbilt	54 69	69	A SMU	92 94	106	H UT Martin	56 51				
37	H Chattanooga	57 66	82	A East Carolina	52 53	120	A UCF	64 46				
			82	H East Carolina	62 58	120	H UCF	55 54				
			87	H Tulane	52 57	128	A Memphis	57 64				
			91	A UTEP	61 57	128	H Memphis	55 63				
			91	N UTEP	59 61	130	A Rice	53 61				
			94	H Tulsa	59 45	141	A High Point	58 53				
						176	A Southern Miss.	55 50				
						176	H Southern Miss.	51 54				
						184	H Houston	54 46				
						213	N Tennessee St.	68 60				
						235	H Mississippi Val.	70 47				
						255	A Marshall	61 45				
						255	H Marshall	61 43				
						291	A George Mason	55 58				
						310	H Austin Peay	72 54				
						311	H Morehead St.	50 57				
						314	H UNC Greensboro	80 62				
						316	A Alabama A&M	72 53				
						319	H Ark.-Pine Bluff	71 25				
						334	N Alabama St.	74 41				
LAST 12 Division I GAMES:												
91	N UTEP	59 61	255	H Marshall	61 43							
120	H UCF	55 54	128	A Memphis	57 64							
94	H Tulsa	59 45	82	H East Carolina	62 58							
82	A East Carolina	52 53	69	A SMU	92 94							
176	A Southern Miss.	55 50	130	A Rice	53 61							
87	H Tulane	52 57	176	H Southern Miss.	51 54							

Non-Div I Games:

UAB

■ Loss,
 ■ Non-Conf,
 ■ S Site,
 ■ Home
 ■ A Away
 N Neutral

UU

R

R

R

Average RPI Win:	197	WON-LOST	WINNING	LAST 12	STRENGTH OF	OPP. STRENGTH	TEAM	ADJ.	CONF.	ADJ CONF.
Average RPI Loss:	138	RECORD	PCT. RANK	GAMES	SCHEDULE	OF SCHEDULE	RPI	RPI	RPI	RPI
DIV. I ONLY	12- 18	221	4- 8	161	121	209	209	11	11	
DIV. I NON-CONF.	5- 6	190	0- 0	170	131	196	196	11	11	
TOTALS	RPI 1-25	RPI 26-50	W-L RECORDS	RPI 51-100	RPI 101-150	RPI 150+				
12- 18	0- 1	0- 3	OVERALL	1- 2	3- 5	8- 7				
5- 9	0- 1	0- 2	HOME	1- 1	1- 1	3- 4				
5- 8	0- 0	0- 0	AWAY	0- 0	1- 0	4- 1				
2- 1	0- 0	0- 0	NEUTRAL	0- 0	1- 1	1- 0				
5- 6	0- 1	0- 1	NON-CONFERENCE	0- 1	2- 1	3- 2				
1- 4	0- 1	0- 1	HOME	0- 1	0- 0	1- 1				
2- 2	0- 0	0- 0	AWAY	0- 0	1- 1	1- 1				
2- 0	0- 0	0- 0	NEUTRAL	0- 0	1- 0	1- 0				
7- 12	0- 0	0- 2	CONFERENCE	1- 1	1- 4	5- 5				
4- 5	0- 0	0- 1	HOME	1- 0	1- 1	2- 3				
3- 6	0- 0	0- 1	AWAY	0- 1	0- 2	3- 2				
0- 1	0- 0	0- 0	NEUTRAL	0- 0	0- 1	3- 0				

RPI 1-25			RPI 26-50			RPI 51-100			RPI 101+ Team's RPI: 209		
RPI	S	Opponent	Score	RPI	S	Opponent	Score	RPI	S	Opponent	Score
3	H	Stanford	38 87	47	A	Pacific	64 78	75	A	Cal Poly	71 73
				47	H	Pacific	54 59	75	H	Cal Poly	79 69
				49	H	St. Mary's (CA)	56 75	86	H	Washington	56 81
LAST 12 Division I GAMES:											
		145 N Cal St. Northridge	40 61			145 A Cal St. Northridge	49 51			102 N Navy	66 63
		47 H Pacific	54 59			148 A Hawaii	48 59			109 A Southern California	78 69
		171 A Long Beach St.	54 66			75 H Cal Poly	79 69			115 A Sacramento St.	65 66
		251 A UC Irvine	47 43			155 H UC Santa Barbara	52 60			145 A Cal St. Northridge	49 51
		262 H Cal St. Fullerton	42 60			251 H UC Irvine	57 70			145 H Cal St. Northridge	61 46
		226 H UC Riverside	70 56			262 H Cal St. Fullerton	42 60			145 N Cal St. Northridge	40 61
						271 H Pepperdine	68 83			148 A Hawaii	48 59
						287 N CSU Bakersfield	71 59			148 H Hawaii	63 71
						344 A Houston Baptist	77 64			155 A UC Santa Barbara	43 58
										155 H UC Santa Barbara	52 60
										161 H Santa Clara	70 59
										171 A Long Beach St.	54 66
										171 H Long Beach St.	68 62
										211 A San Francisco	65 72
										226 A UC Riverside	61 49
										226 H UC Riverside	70 56
										251 A UC Irvine	47 43
										251 H UC Irvine	57 70
										262 A Cal St. Fullerton	88 44
										262 H Cal St. Fullerton	42 60
										271 H Pepperdine	68 83
										287 N CSU Bakersfield	71 59
										344 A Houston Baptist	77 64

Non-Div I Games:

UC Davis

■ Loss,
 ■ Non-Conf,
 ■ S Site,
 ■ H Home
 ■ A Away
 N Neutral

Average RPI Win:	203	WON-LOST	WINNING	LAST 12	STRENGTH OF	OPP. STRENGTH	TEAM	ADJ.	CONF.	ADJ CONF.
Average RPI Loss:	159	RECORD	PCT. RANK	GAMES	SCHEDULE	OF SCHEDULE	RPI	RPI	RPI	RPI
DIV. I ONLY	9- 21	283	5- 7	157	175	251	251	11	11	
DIV. I NON-CONF.	4- 8	244	0- 0	174	288	222	222	11	11	
TOTALS	RPI 1-25	RPI 26-50	W-L RECORDS	RPI 51-100	RPI 101-150	RPI 150+				
9- 21	0- 0	0- 3	OVERALL	0- 2	3- 5	6- 11				
3- 10	0- 0	0- 1	HOME	0- 1	1- 2	2- 6				
5- 11	0- 0	0- 2	AWAY	0- 1	2- 3	3- 5				
1- 0	0- 0	0- 0	NEUTRAL	0- 0	0- 0	1- 0				
4- 8	0- 0	0- 1	NON-CONFERENCE	0- 0	2- 2	2- 5				
0- 4	0- 0	0- 0	HOME	0- 0	0- 1	0- 3				
3- 4	0- 0	0- 1	AWAY	0- 0	2- 1	1- 2				
1- 0	0- 0	0- 0	NEUTRAL	0- 0	0- 0	1- 0				
5- 13	0- 0	0- 2	CONFERENCE	0- 2	1- 3	4- 6				
3- 6	0- 0	0- 1	HOME	0- 1	1- 1	2- 3				
2- 7	0- 0	0- 1	AWAY	0- 1	0- 2	2- 3				
0- 0	0- 0	0- 0	NEUTRAL	0- 0	0- 0	0- 0				

RPI S	Opponent	Score	RPI S	Opponent	Score	RPI S	Opponent	Score	RPI S	Opponent	Score	Team's RPI: 251
45	A San Diego St.	53 63	75	A Cal Poly	36 76	105	A Utah	42 58				
47	A Pacific	47 68	75	H Cal Poly	46 64	119	A Seattle	61 60				
47	H Pacific	53 65				131	H Idaho	55 73				
						139	A Utah St.	71 70				
						145	A Cal St. Northridge	48 59				
						145	H Cal St. Northridge	52 68				
						148	A Hawaii	46 56				
						148	H Hawaii	64 52				
						155	A UC Santa Barbara	41 49				
						155	H UC Santa Barbara	46 51				
						161	A Santa Clara	54 77				
						171	A Long Beach St.	61 71				
						171	H Long Beach St.	65 57				
						209	A UC Davis	70 57				
						209	H UC Davis	43 47				
						217	H Denver	52 62				
						226	A UC Riverside	58 56				
						226	H UC Riverside	67 68				
						236	A New Mexico St.	44 50				
						262	A Cal St. Fullerton	51 65				
						262	H Cal St. Fullerton	43 39				
						266	N Drake	69 64				
						287	A CSU Bakersfield	66 52				
						287	H CSU Bakersfield	64 71				
						292	H Nevada	49 72				
LAST 12 Division I GAMES:												
155	A UC Santa Barbara	41 49	226	A UC Riverside	58 56							
75	A Cal Poly	36 76	148	H Hawaii	64 52							
47	H Pacific	53 65	145	H Cal St. Northridge	52 68							
209	H UC Davis	43 47	209	A UC Davis	70 57							
171	H Long Beach St.	65 57	47	A Pacific	47 68							
262	H Cal St. Fullerton	43 39	171	A Long Beach St.	61 71							

Non-Div I Games:

UC Irvine

■ Loss,
■ Non-Conf,
■ S Site,
■ Home
■ A Away
N Neutral

UC Riverside

Through Games Of Sunday, March 17, 2013

Average RPI Win:	228	WON-LOST	WINNING	LAST 12	STRENGTH OF	OPP. STRENGTH	TEAM	ADJ.	CONF.	ADJ CONF.
Average RPI Loss:	128	RECORD	PCT. RANK	GAMES	SCHEDULE	OF SCHEDULE	RPI	RPI	RPI	RPI
DIV. I ONLY	11- 18	238	2- 10	183	117	226	226	11	11	
DIV. I NON-CONF.	7- 4	103	0- 0	180	112	142	142	11	11	
TOTALS	RPI 1-25	RPI 26-50	W-L RECORDS	RPI 51-100	RPI 101-150	RPI 150+				
11- 18	0- 0	0- 5	OVERALL	0- 2	1- 5	10- 6				
4- 12	0- 0	0- 3	HOME	0- 1	1- 3	3- 5				
7- 6	0- 0	0- 2	AWAY	0- 1	0- 2	7- 1				
0- 0	0- 0	0- 0	NEUTRAL	0- 0	0- 0	0- 0				
7- 4	0- 0	0- 3	NON-CONFERENCE	0- 0	1- 1	6- 0				
4- 3	0- 0	0- 2	HOME	0- 0	1- 1	3- 0				
3- 1	0- 0	0- 1	AWAY	0- 0	0- 0	3- 0				
0- 0	0- 0	0- 0	NEUTRAL	0- 0	0- 0	0- 0				
4- 14	0- 0	0- 2	CONFERENCE	0- 2	0- 4	4- 6				
0- 9	0- 0	0- 1	HOME	0- 1	0- 2	0- 5				
4- 5	0- 0	0- 1	AWAY	0- 1	0- 2	4- 1				
0- 0	0- 0	0- 0	NEUTRAL	0- 0	0- 0	0- 0				

RPI S	Opponent	Score	RPI S	Opponent	Score	RPI S	Opponent	Score	RPI S	Opponent	Score	Team's RPI: 226
27	H Princeton	68 72	75	A Cal Poly	56 79	131	H Idaho	64 78				
30	A Oklahoma	46 70	75	H Cal Poly	59 94	139	H Utah St.	94 90				
31	H Gonzaga	53 60				145	A Cal St. Northridge	54 55				
47	A Pacific	66 74				145	H Cal St. Northridge	49 65				
47	H Pacific	56 85				148	A Hawaii	57 67				
						148	H Hawaii	50 65				
						152	H Washington St.	71 65				
						155	A UC Santa Barbara	45 42				
						155	H UC Santa Barbara	42 62				
						171	A Long Beach St.	50 49				
						171	H Long Beach St.	66 80				
						209	A UC Davis	56 70				
						209	H UC Davis	49 61				
						251	A UC Irvine	68 67				
						251	H UC Irvine	56 58				
						260	H UNLV	82 66				
						262	A Cal St. Fullerton	64 45				
						262	H Cal St. Fullerton	49 54				
						271	A Pepperdine	79 71				
						281	A La.-Lafayette	55 37				
						283	H Northern Ariz.	71 43				
						287	A CSU Bakersfield	75 63				
LAST 12 Division I GAMES:												
145	A Cal St. Northridge	54 55	171	H Long Beach St.	66 80							
148	A Hawaii	57 67	251	H UC Irvine	56 58							
155	H UC Santa Barbara	42 62	262	A Cal St. Fullerton	64 45							
75	H Cal Poly	59 94	75	A Cal Poly	56 79							
47	A Pacific	66 74	155	A UC Santa Barbara	45 42							
209	A UC Davis	56 70	209	H UC Davis	49 61							

Non-Div I Games:

UC Riverside

■ Loss,
 ■ Non-Conf,
 ■ S Site,
 ■ Home
 ■ A Away
 N Neutral

Average RPI Win:	181	WON-LOST	WINNING	LAST 12	STRENGTH OF	OPP. STRENGTH	TEAM	ADJ.	CONF.	ADJ CONF.
Average RPI Loss:	125	RECORD	PCT. RANK	GAMES	SCHEDULE	OF SCHEDULE	RPI	RPI	RPI	RPI
DIV. I ONLY	16- 16	160	8- 4	135	88	155	155	11	11	
DIV. I NON-CONF.	4- 8	244	0- 0	153	18	209	209	11	11	
TOTALS	RPI 1-25	RPI 26-50	W-L RECORDS	RPI 51-100	RPI 101-150	RPI 150+				
16- 16	0- 1	1- 2	OVERALL	1- 5	4- 2	10- 6				
6- 8	0- 1	0- 2	HOME	0- 2	1- 2	5- 1				
8- 5	0- 0	1- 0	AWAY	1- 2	2- 0	4- 3				
2- 3	0- 0	0- 0	NEUTRAL	0- 1	1- 0	1- 2				
4- 8	0- 1	0- 1	NON-CONFERENCE	1- 2	0- 1	3- 3				
1- 4	0- 1	0- 1	HOME	0- 1	0- 1	1- 0				
2- 2	0- 0	0- 0	AWAY	1- 1	0- 0	1- 1				
1- 2	0- 0	0- 0	NEUTRAL	0- 0	0- 0	1- 2				
12- 8	0- 0	1- 1	CONFERENCE	0- 3	4- 1	7- 3				
5- 4	0- 0	0- 1	HOME	0- 1	1- 1	4- 1				
6- 3	0- 0	1- 0	AWAY	0- 1	2- 0	3- 2				
1- 1	0- 0	0- 0	NEUTRAL	0- 1	1- 0	0- 0				

RPI	S	Opponent	Score	RPI	S	Opponent	Score	RPI	S	Opponent	Score	RPI	S	Opponent	Score	Team's RPI: 155
8	H	Kentucky	38 66	47	A	Pacific	52 47	62	H	Kansas St.	45 60	109	H	Southern California	51 62	
				47	H	Pacific	52 64	73	A	BYU	39 67	145	A	Cal St. Northridge	56 37	
				49	H	St. Mary's (CA)	39 49	75	A	Cal Poly	47 66	145	H	Cal St. Northridge	66 55	
								75	H	Cal Poly	56 65	145	N	Cal St. Northridge	45 31	
								75	N	Cal Poly	43 62	148	A	Hawaii	51 50	
								86	A	Washington	54 46	148	H	Hawaii	51 54	
												169	N	Missouri St.	61 68	
												171	A	Long Beach St.	45 52	
												171	H	Long Beach St.	59 50	
												172	A	Loyola Marymount	76 69	
												192	N	Oregon St.	46 49	
												196	N	Mississippi St.	60 43	
												209	A	UC Davis	60 52	
												209	H	UC Davis	58 43	
												226	A	UC Riverside	62 42	
												226	H	UC Riverside	42 45	
												236	H	New Mexico St.	43 41	
												251	A	UC Irvine	51 46	
												251	H	UC Irvine	49 41	
												260	A	UNLV	52 58	
												262	A	Cal St. Fullerton	38 46	
												262	H	Cal St. Fullerton	60 50	
LAST 12 Division I GAMES:																
				75	N	Cal Poly	43 62	145	H	Cal St. Northridge	66 55					
				145	N	Cal St. Northridge	45 31	148	H	Hawaii	51 54					
				251	H	UC Irvine	49 41	75	H	Cal Poly	56 65					
				171	H	Long Beach St.	59 50	47	A	Pacific	52 47					
				226	A	UC Riverside	62 42	209	A	UC Davis	60 52					
				262	A	Cal St. Fullerton	38 46	262	H	Cal St. Fullerton	60 50					

Non-Div I Games:

UC Santa Barbara

■ Loss,
■ Non-Conf,
■ S Site,
■ Home
■ A Away
N Neutral

Average RPI Win:	168	WON-LOST	WINNING	LAST 12	STRENGTH OF	OPP. STRENGTH	TEAM	ADJ.	CONF.	ADJ CONF.
Average RPI Loss:	114	RECORD	PCT. RANK	GAMES	SCHEDULE	OF SCHEDULE	RPI	RPI	RPI	RPI
DIV. I ONLY	16- 18	178	8- 4	59	104	120	120	8	8	
DIV. I NON-CONF.	6- 8	206	0- 0	68	166	159	159	10	10	
TOTALS	RPI 1-25	RPI 26-50	W-L RECORDS	RPI 51-100	RPI 101-150	RPI 150+				
16- 18	0- 1	0- 1	OVERALL	4- 7	3- 5	9- 4				
7- 7	0- 0	0- 0	HOME	1- 3	1- 2	5- 2				
5- 7	0- 0	0- 0	AWAY	1- 3	2- 3	2- 1				
4- 4	0- 1	0- 1	NEUTRAL	2- 1	0- 0	2- 1				
6- 8	0- 1	0- 1	NON-CONFERENCE	1- 1	1- 2	4- 3				
3- 3	0- 0	0- 0	HOME	0- 1	0- 1	3- 1				
2- 2	0- 0	0- 0	AWAY	1- 0	1- 1	0- 1				
1- 3	0- 1	0- 1	NEUTRAL	0- 0	0- 0	1- 1				
10- 10	0- 0	0- 0	CONFERENCE	3- 6	2- 3	5- 1				
4- 4	0- 0	0- 0	HOME	1- 2	1- 1	2- 1				
3- 5	0- 0	0- 0	AWAY	0- 3	1- 2	2- 0				
3- 1	0- 0	0- 0	NEUTRAL	2- 1	0- 0	1- 0				

RPI 1-25				RPI 26-50				RPI 51-100				RPI 101+ Team's RPI: 120			
RPI	S	Opponent	Score	RPI	S	Opponent	Score	RPI	S	Opponent	Score	RPI	S	Opponent	Score
22	N	Louisville	73 94	39	N	St. John's (NY)	54 72	52	A	FGCU	60 53	108	A	Bowling Green	59 56
								53	H	Charlotte	59 62	114	A	FIU	49 66
								69	A	SMU	54 69	127	A	UAB	54 55
								69	N	SMU	70 66	127	H	UAB	46 64
								82	A	East Carolina	48 59	128	A	Memphis	70 65
								82	H	East Carolina	41 56	128	H	Memphis	83 62
								87	H	Tulane	55 57	130	A	Rice	49 66
								91	H	UTEP	76 69	142	H	Presbyterian	49 53
								91	N	UTEP	89 77	167	H	South Ala.	55 54
								94	A	Tulsa	51 54	169	N	Missouri St.	75 83
								94	N	Tulsa	66 75	176	A	Southern Miss.	75 62
												176	H	Southern Miss.	57 62
												184	H	Houston	68 55
												184	N	Houston	74 59
												188	A	TCU	55 61
												196	N	Mississippi St.	64 56
												250	H	Georgia St.	50 64
												255	A	Marshall	75 51
												255	H	Marshall	67 52
												278	H	North Florida	53 41
												318	H	Bethune-Cookman	64 43
LAST 12 Division I GAMES:															
				94	N	Tulsa	66 75	184	H	Houston	68 55				
				91	N	UTEP	89 77	82	H	East Carolina	41 56				
				69	N	SMU	70 66	130	A	Rice	49 66				
				184	N	Houston	74 59	91	H	UTEP	76 69				
				127	A	UAB	54 55	176	A	Southern Miss.	75 62				
				255	A	Marshall	75 51	128	H	Memphis	83 62				

Non-Div I Games:

UCF

■ Loss,
■ Non-Conf,
■ S Site,
■ H Home
■ A Away
N Neutral

Average RPI Win: 114		WON-LOST	WINNING	LAST 12	STRENGTH OF		OPP. STRENGTH	TEAM	ADJ.	CONF.	ADJ CONF.
Average RPI Loss: 25		RECORD	PCT. RANK	GAMES	SCHEDULE		OF SCHEDULE	RPI	RPI	RPI	RPI
DIV. I ONLY		25- 7	28	9- 3	11		13	11	11	6	6
DIV. I NON-CONF.		9- 2	34	0- 0	14		3	12	12	5	5
TOTALS		RPI 1-25	RPI 26-50		W-L RECORDS		RPI 51-100	RPI 101-150		RPI 150+	
25- 7	2- 6	6- 0		OVERALL		2- 0	5- 1		10- 0		
11- 4	1- 3	3- 0		HOME		1- 0	2- 1		4- 0		
10- 2	0- 0	2- 0		AWAY		1- 0	1- 0		6- 0		
4- 1	1- 1	1- 0		NEUTRAL		0- 0	2- 0		0- 0		
9- 2	0- 1	6- 0		NON-CONFERENCE		0- 0	1- 1		2- 0		
4- 2	0- 1	3- 0		HOME		0- 0	0- 1		1- 0		
3- 0	0- 0	2- 0		AWAY		0- 0	0- 0		1- 0		
2- 0	0- 0	1- 0		NEUTRAL		0- 0	1- 0		0- 0		
16- 5	2- 5	0- 0		CONFERENCE		2- 0	4- 0		8- 0		
7- 2	1- 2	0- 0		HOME		1- 0	2- 0		3- 0		
7- 2	0- 2	0- 0		AWAY		1- 0	1- 0		5- 0		
2- 1	1- 1	0- 0		NEUTRAL		0- 0	1- 0		0- 0		

RPI 1-25				Team's RPI: 11		RPI 26-50				RPI 51-100				RPI 101+			
RPI	S	Opponent	Score	RPI	S	Opponent	Score	RPI	S	Opponent	Score	RPI	S	Opponent	Score		
2	H	Notre Dame	64 76	27	H	Princeton	65 52	86	A	Washington	65 61	105	H	Utah	70 42		
3	A	Stanford	49 75	30	A	Oklahoma	86 80	86	H	Washington	85 68	105	N	Utah	54 43		
3	H	Stanford	57 68	32	H	Saint Joseph's	73 65					109	A	Southern California	68 54		
3	N	Stanford	49 51	39	A	St. John's (NY)	53 52					109	H	Southern California	63 58		
9	A	California	65 70	45	H	San Diego St.	66 52					125	N	Texas	62 42		
9	H	California	51 79	49	N	St. Mary's (CA)	76 62					145	H	Cal St. Northridge	72 77		
9	N	California	70 58									152	A	Washington St.	80 65		
25	H	Colorado	62 46									152	H	Washington St.	78 52		

Non-Div I Games:

UCLA

■ Loss,
 ■ Non-Conf, S Site,
 ■ Home
 ■ Away
 N Neutral

Average RPI Win:	265	WON-LOST	WINNING	LAST 12	STRENGTH OF	OPP. STRENGTH	TEAM	ADJ.	CONF.	ADJ CONF.
Average RPI Loss:	174	RECORD	PCT. RANK	GAMES	SCHEDULE	OF SCHEDULE	RPI	RPI	RPI	RPI
DIV. I ONLY	9- 20	277	5- 7	232	282	288	288	21	21	
DIV. I NON-CONF.	3- 9	289	0- 0	204	277	296	296	24	24	
TOTALS	RPI 1-25	RPI 26-50	W-L RECORDS	RPI 51-100	RPI 101-150	RPI 150+				
9- 20	0- 0	0- 2	OVERALL	0- 7	0- 1	9- 10				
6- 7	0- 0	0- 0	HOME	0- 4	0- 0	6- 3				
2- 12	0- 0	0- 2	AWAY	0- 3	0- 1	2- 6				
1- 1	0- 0	0- 0	NEUTRAL	0- 0	0- 0	1- 1				
3- 9	0- 0	0- 2	NON-CONFERENCE	0- 1	0- 1	3- 5				
2- 3	0- 0	0- 0	HOME	0- 1	0- 0	2- 2				
0- 6	0- 0	0- 2	AWAY	0- 0	0- 1	0- 3				
1- 0	0- 0	0- 0	NEUTRAL	0- 0	0- 0	1- 0				
6- 11	0- 0	0- 0	CONFERENCE	0- 6	0- 0	6- 5				
4- 4	0- 0	0- 0	HOME	0- 3	0- 0	4- 1				
2- 6	0- 0	0- 0	AWAY	0- 3	0- 0	2- 3				
0- 1	0- 0	0- 0	NEUTRAL	0- 0	0- 0	0- 1				

RPI	S	Opponent	Score	RPI	S	Opponent	Score	RPI	S	Opponent	Score	RPI	S	Opponent	Score	Team's RPI: 288
27	A	Princeton	46 93	57	A	Boston U.	51 72	133	A	American	57 85					
32	A	Saint Joseph's	38 79	57	H	Boston U.	49 63	200	H	Monmouth	71 68					
				59	A	Albany (NY)	41 85	218	A	VCU	41 70					
				59	H	Albany (NY)	33 87	219	H	Coppin St.	83 75					
				79	H	Hampton	36 81	223	A	Stony Brook	52 51					
				98	A	Hartford	44 51	223	H	Stony Brook	70 59					
				98	H	Hartford	62 69	234	H	Loyola Maryland	55 68					
								238	A	New Hampshire	62 63					
								238	H	New Hampshire	59 50					
								267	H	Towson	44 62					
								274	A	Morgan St.	61 72					
								295	A	Vermont	60 63					
								295	H	Vermont	71 55					
								295	N	Vermont	43 47					
								312	A	Binghamton	45 62					
								312	H	Binghamton	57 66					
								326	A	Maine	86 79					
								326	H	Maine	54 50					
								331	N	Wagner	48 43					
								332	A	UMES	45 51					
LAST 12 Division I GAMES:																
295	N	Vermont	43 47	295	H	Vermont	71 55									
312	A	Binghamton	45 62	59	A	Albany (NY)	41 85									
98	H	Hartford	62 69	326	A	Maine	86 79									
57	A	Boston U.	51 72	312	H	Binghamton	57 66									
223	A	Stony Brook	52 51	57	H	Boston U.	49 63									
238	H	New Hampshire	59 50	223	H	Stony Brook	70 59									

Non-Div I Games: Eastern 78 40

UMBC

■ Loss,
 ■ Non-Conf, S Site,
 ■ Home
 ■ Away
 N Neutral

Average RPI Win:	300	WON-LOST	WINNING	LAST 12	STRENGTH OF	OPP. STRENGTH	TEAM	ADJ.	CONF.	ADJ CONF.
Average RPI Loss:	211	RECORD	PCT. RANK	GAMES	SCHEDULE	OF SCHEDULE	RPI	RPI	RPI	RPI
DIV. I ONLY	7- 20	301	3- 9	333	322	332	332	30	30	
DIV. I NON-CONF.	3- 7	264	0- 0	247	320	295	295	30	30	
TOTALS	RPI 1-25	RPI 26-50	W-L RECORDS	RPI 51-100	RPI 101-150	RPI 150+				
7- 20	0- 0	0- 0	OVERALL	0- 2	0- 5	7- 13				
5- 7	0- 0	0- 0	HOME	0- 1	0- 4	5- 2				
2- 9	0- 0	0- 0	AWAY	0- 0	0- 1	2- 8				
0- 4	0- 0	0- 0	NEUTRAL	0- 1	0- 0	0- 3				
3- 7	0- 0	0- 0	NON-CONFERENCE	0- 1	0- 2	3- 4				
2- 2	0- 0	0- 0	HOME	0- 0	0- 2	2- 0				
1- 2	0- 0	0- 0	AWAY	0- 0	0- 0	1- 2				
0- 3	0- 0	0- 0	NEUTRAL	0- 1	0- 0	0- 2				
4- 13	0- 0	0- 0	CONFERENCE	0- 1	0- 3	4- 9				
3- 5	0- 0	0- 0	HOME	0- 1	0- 2	3- 2				
1- 7	0- 0	0- 0	AWAY	0- 0	0- 1	1- 6				
0- 1	0- 0	0- 0	NEUTRAL	0- 0	0- 0	0- 1				

RPI S	Opponent	Score	RPI S	Opponent	Score	RPI S	Opponent	Score	RPI S	Opponent	Score	Team's RPI: 332
						79 H	Hampton	47 78	110 A	Howard	30 59	
						98 N	Hartford	38 53	110 H	Howard	35 40	
									133 H	American	53 61	
									135 H	Old Dominion	46 62	
									138 H	N.C. A&T	55 67	
									158 N	Campbell	72 77	
									202 A	Mt. St. Mary's	58 62	
									219 A	Coppin St.	60 69	
									219 H	Coppin St.	50 55	
									267 H	Towson	60 48	
									273 A	Delaware St.	52 67	
									273 H	Delaware St.	63 72	
									274 A	Morgan St.	28 65	
									274 H	Morgan St.	54 50	
									274 N	Morgan St.	49 56	
									278 A	North Florida	54 52	
									288 H	UMBC	51 45	
									291 A	George Mason	38 64	
									296 A	Florida A&M	54 67	
									301 N	Brown	46 57	
									318 A	Bethune-Cookman	54 55	
									325 A	Norfolk St.	51 54	
									325 H	Norfolk St.	86 80	
									330 A	Savannah St.	55 44	
									339 H	N.C. Central	72 53	
LAST 12 Division I GAMES:												
			274 N	Morgan St.	49 56		219 H	Coppin St.	50 55			
			330 A	Savannah St.	55 44		274 H	Morgan St.	54 50			
			219 A	Coppin St.	60 69		325 A	Norfolk St.	51 54			
			274 A	Morgan St.	28 65		110 A	Howard	30 59			
			110 H	Howard	35 40		339 H	N.C. Central	72 53			
			79 H	Hampton	47 78		138 H	N.C. A&T	55 67			

Non-Div I Games: Elizabeth City St. 66 62

UMES

■ Loss,
 ■ Non-Conf,
 ■ S Site,
 ■ H Home
 ■ A Away
 N Neutral

Average RPI Win:	262	WON-LOST	WINNING	LAST 12	STRENGTH OF	OPP. STRENGTH	TEAM	ADJ.	CONF.	ADJ CONF.
Average RPI Loss:	182	RECORD	PCT. RANK	GAMES	SCHEDULE	OF SCHEDULE	RPI	RPI	RPI	RPI
DIV. I ONLY	9- 20	277	4- 8	271	230	285	285	23	23	
DIV. I NON-CONF.	4- 10	269	0- 1	260	258	285	285	21	21	
TOTALS	RPI 1-25	RPI 26-50	W-L RECORDS	RPI 51-100	RPI 101-150	RPI 150+				
9- 20	0- 1	0- 0	OVERALL	0- 4	0- 0	9- 15				
5- 7	0- 1	0- 0	HOME	0- 1	0- 0	5- 5				
4- 10	0- 0	0- 0	AWAY	0- 2	0- 0	4- 8				
0- 3	0- 0	0- 0	NEUTRAL	0- 1	0- 0	0- 2				
4- 10	0- 1	0- 0	NON-CONFERENCE	0- 2	0- 0	4- 7				
2- 3	0- 1	0- 0	HOME	0- 0	0- 0	2- 2				
2- 5	0- 0	0- 0	AWAY	0- 1	0- 0	2- 4				
0- 2	0- 0	0- 0	NEUTRAL	0- 1	0- 0	0- 1				
5- 10	0- 0	0- 0	CONFERENCE	0- 2	0- 0	5- 8				
3- 4	0- 0	0- 0	HOME	0- 1	0- 0	3- 3				
2- 5	0- 0	0- 0	AWAY	0- 1	0- 0	2- 4				
0- 1	0- 0	0- 0	NEUTRAL	0- 0	0- 0	0- 1				

RPI 1-25				RPI 26-50				RPI 51-100				RPI 101+ Team's RPI: 285			
RPI	S	Opponent	Score	RPI	S	Opponent	Score	RPI	S	Opponent	Score	RPI	S	Opponent	Score
25	H	Colorado	55 78					61	A	South Dakota St.	47 82	151	A	IUPUI	46 47
								61	H	South Dakota St.	61 62	151	H	IUPUI	33 47
								83	N	Drexel	40 76	151	N	IUPUI	47 59
								84	A	Minnesota	49 87	179	A	Texas Southern	53 64
												182	A	South Dakota	45 67
												182	H	South Dakota	60 56
												201	H	Saint Louis	56 53
												218	A	VCU	55 79
												233	A	Neb. Omaha	41 68
												233	H	Neb. Omaha	44 61
												236	A	New Mexico St.	50 75
												245	A	IPFW	42 49
												245	H	IPFW	77 59
												248	H	Eastern Mich.	69 74
												254	A	Western Ill.	51 50
												254	H	Western Ill.	38 63
												269	A	North Dakota St.	48 59
												269	H	North Dakota St.	62 60
												275	N	Boise St.	64 71
												276	H	Southeast Mo. St.	69 64
												293	A	Oakland	59 53
												293	H	Oakland	46 55
												317	A	LIU Brooklyn	70 66
												323	A	Air Force	66 58
LAST 12 Division I GAMES:															
151	N	IUPUI	47 59	182	A	South Dakota	45 67	61	H	South Dakota St.	61 62	269	H	North Dakota St.	62 60
233	A	Neb. Omaha	41 68	254	A	Western Ill.	51 50	151	A	IUPUI	46 47	245	H	IPFW	77 59
151	H	IUPUI	33 47	293	A	Oakland	59 53	245	A	IPFW	42 49				
254	H	Western Ill.	38 63												

Non-Div I Games: Mo. Western St. 51 68

UMKC

Loss, Non-Conf, S Site, H Home A Away N Neutral

Average RPI Win:	0	WON-LOST	WINNING	LAST 12	STRENGTH OF	OPP. STRENGTH	TEAM	ADJ.	CONF.	ADJ CONF.
Average RPI Loss:	203	RECORD	PCT. RANK	GAMES	SCHEDULE	OF SCHEDULE	RPI	RPI	RPI	RPI
DIV. I ONLY	0- 28	344	0- 12	214	327	341	341	27	27	
DIV. I NON-CONF.	0- 9	337	0- 0	230	341	340	340	28	28	
TOTALS	RPI 1-25	RPI 26-50	W-L RECORDS	RPI 51-100	RPI 101-150	RPI 150+				
0- 28	0- 1	0- 0	OVERALL	0- 4	0- 6	0- 17				
0- 13	0- 0	0- 0	HOME	0- 2	0- 3	0- 8				
0- 13	0- 1	0- 0	AWAY	0- 2	0- 3	0- 6				
0- 2	0- 0	0- 0	NEUTRAL	0- 0	0- 0	0- 2				
0- 9	0- 1	0- 0	NON-CONFERENCE	0- 2	0- 0	0- 6				
0- 4	0- 0	0- 0	HOME	0- 1	0- 0	0- 3				
0- 4	0- 1	0- 0	AWAY	0- 1	0- 0	0- 2				
0- 1	0- 0	0- 0	NEUTRAL	0- 0	0- 0	0- 1				
0- 19	0- 0	0- 0	CONFERENCE	0- 2	0- 6	0- 11				
0- 9	0- 0	0- 0	HOME	0- 1	0- 3	0- 5				
0- 9	0- 0	0- 0	AWAY	0- 1	0- 3	0- 5				
0- 1	0- 0	0- 0	NEUTRAL	0- 0	0- 0	0- 1				

[illegible]

Non-Div I Games:	Montreat	77	50	Columbia (SC)	70	48
------------------	----------	----	----	---------------	----	----

UNC Asheville

■ Loss, ■ Non-Conf, S Site, H Home A Away N Neutral

UNC Greensboro

Through Games Of Sunday, March 17, 2013

Average RPI Win:	294	WON-LOST	WINNING	LAST 12	STRENGTH OF	OPP. STRENGTH	TEAM	ADJ.	CONF.	ADJ CONF.
Average RPI Loss:	164	RECORD	PCT. RANK	GAMES	SCHEDULE	OF SCHEDULE	RPI	RPI	RPI	RPI
DIV. I ONLY	8- 23	303	4- 8	266	275	314	314	22	22	
DIV. I NON-CONF.	3- 6	244	0- 0	275	253	316	316	26	26	
TOTALS	RPI 1-25	RPI 26-50	W-L RECORDS	RPI 51-100	RPI 101-150	RPI 150+				
8- 23	0- 1	0- 2	OVERALL	0- 4	0- 6	8- 10				
5- 11	0- 1	0- 1	HOME	0- 1	0- 3	5- 5				
2- 10	0- 0	0- 1	AWAY	0- 2	0- 3	2- 4				
1- 2	0- 0	0- 0	NEUTRAL	0- 1	0- 0	1- 1				
3- 6	0- 1	0- 0	NON-CONFERENCE	0- 1	0- 2	3- 2				
3- 3	0- 1	0- 0	HOME	0- 0	0- 1	3- 1				
0- 2	0- 0	0- 0	AWAY	0- 1	0- 1	0- 0				
0- 1	0- 0	0- 0	NEUTRAL	0- 0	0- 0	0- 1				
5- 17	0- 0	0- 2	CONFERENCE	0- 3	0- 4	5- 8				
2- 8	0- 0	0- 1	HOME	0- 1	0- 2	2- 4				
2- 8	0- 0	0- 1	AWAY	0- 1	0- 2	2- 4				
1- 1	0- 0	0- 0	NEUTRAL	0- 1	0- 0	1- 0				

RPI 1-25				RPI 26-50				RPI 51-100				RPI 101+ Team's RPI: 314			
RPI	S	Opponent	Score	RPI	S	Opponent	Score	RPI	S	Opponent	Score	RPI	S	Opponent	Score
20	H	Florida St.	63 93	37	A	Chattanooga	68 74	60	A	Liberty	56 76	103	H	Richmond	69 104
				37	H	Chattanooga	46 76	88	A	Davidson	48 88	116	A	Appalachian St.	58 81
								88	H	Davidson	56 59	116	H	Appalachian St.	46 77
								88	N	Davidson	47 70	127	A	UAB	62 80
												134	A	Elon	60 71
												134	H	Elon	57 70
												173	A	Col. of Charleston	43 63
												173	H	Col. of Charleston	61 88
												216	H	Radford	64 76
												230	A	Samford	52 51
												230	H	Samford	46 60
												252	A	Furman	48 67
												252	H	Furman	60 59
												252	N	Furman	73 68
												302	H	Gardner-Webb	55 49
												305	A	Ga. Southern	53 67
												305	H	Ga. Southern	56 63
												322	A	Western Caro.	44 47
												322	H	Western Caro.	49 60
												324	A	Wofford	87 75
												324	H	Wofford	68 50
												325	H	Norfolk St.	71 63
												327	N	Charleston So.	57 60
												339	H	N.C. Central	49 39
LAST 12 Division I GAMES:															
				88	N	Davidson	47 70	252	H	Furman	60 59				
				252	N	Furman	73 68	134	H	Elon	57 70				
				324	H	Wofford	68 50	37	A	Chattanooga	68 74				
				305	A	Ga. Southern	53 67	230	A	Samford	52 51				
				116	H	Appalachian St.	46 77	173	A	Col. of Charleston	43 63				
				88	H	Davidson	56 59	322	H	Western Caro.	49 60				

Non-Div I Games:

UNC Greensboro

■ Loss,
 ■ Non-Conf, S Site,
 ■ Home
 ■ Away
 N Neutral

Average RPI Win:	265	WON-LOST	WINNING	LAST 12	STRENGTH OF	OPP. STRENGTH	TEAM	ADJ.	CONF.	ADJ CONF.
Average RPI Loss:	140	RECORD	PCT. RANK	GAMES	SCHEDULE	OF SCHEDULE	RPI	RPI	RPI	RPI
DIV. I ONLY	5- 26	326	3- 9	112	155	286	286	14	14	
DIV. I NON-CONF.	1- 10	325	0- 0	81	176	289	289	15	15	
TOTALS	RPI 1-25	RPI 26-50	W-L RECORDS	RPI 51-100	RPI 101-150	RPI 150+				
5- 26	0- 2	0- 0	OVERALL	0- 8	0- 7	5- 9				
2- 11	0- 0	0- 0	HOME	0- 3	0- 4	2- 4				
2- 14	0- 1	0- 0	AWAY	0- 5	0- 3	2- 5				
1- 1	0- 1	0- 0	NEUTRAL	0- 0	0- 0	1- 0				
1- 10	0- 0	0- 0	NON-CONFERENCE	0- 4	0- 3	1- 3				
1- 3	0- 0	0- 0	HOME	0- 1	0- 2	1- 0				
0- 7	0- 0	0- 0	AWAY	0- 3	0- 1	0- 3				
0- 0	0- 0	0- 0	NEUTRAL	0- 0	0- 0	0- 0				
4- 16	0- 2	0- 0	CONFERENCE	0- 4	0- 4	4- 6				
1- 8	0- 0	0- 0	HOME	0- 2	0- 2	1- 4				
2- 7	0- 1	0- 0	AWAY	0- 2	0- 2	2- 2				
1- 1	0- 1	0- 0	NEUTRAL	0- 0	0- 0	1- 0				

RPI	S	Opponent	Score	RPI	S	Opponent	Score	RPI	S	Opponent	Score	RPI	S	Opponent	Score	Team's RPI: 286
18	A	Delaware	39 67					53	H	Charlotte	58 63	103	H	Richmond	42 53	
18	N	Delaware	43 51					55	A	West Virginia	47 76	134	A	Elon	61 67	
								60	A	Liberty	34 84	135	A	Old Dominion	55 62	
								71	A	James Madison	43 74	135	H	Old Dominion	50 74	
								71	H	James Madison	39 60	138	H	N.C. A&T	47 56	
								83	A	Drexel	47 59	140	A	Hofstra	50 70	
								83	H	Drexel	51 64	140	H	Hofstra	69 75	
								87	A	Tulane	58 73	163	A	Wake Forest	59 60	
												165	A	Northeastern	68 64	
												165	H	Northeastern	52 67	
												168	A	Northern Ky.	55 71	
												212	A	Xavier	52 62	
												250	H	Georgia St.	84 83	
												267	A	Towson	53 55	
												267	H	Towson	57 66	
												282	A	William & Mary	61 52	
												282	H	William & Mary	61 63	
												291	A	George Mason	53 65	
												291	H	George Mason	52 62	
												291	N	George Mason	60 46	
												339	H	N.C. Central	59 45	
LAST 12 Division I GAMES:																
		18	N	Delaware	43 51			165	H	Northeastern	52 67					
		291	N	George Mason	60 46			83	A	Drexel	47 59					
		165	A	Northeastern	68 64			250	H	Georgia St.	84 83					
		267	H	Towson	57 66			291	H	George Mason	52 62					
		140	A	Hofstra	50 70			71	A	James Madison	43 74					
		291	A	George Mason	53 65			140	H	Hofstra	69 75					

Non-Div I Games:

UNC Wilmington

 Loss,
 Non-Conf,
 S Site,
 H Home
 A Away
N Neutral

Average RPI Win:	206	WON-LOST	WINNING	LAST 12	STRENGTH OF	OPP. STRENGTH	TEAM	ADJ.	CONF.	ADJ CONF.
Average RPI Loss:	86	RECORD	PCT. RANK	GAMES	SCHEDULE	OF SCHEDULE	RPI	RPI	RPI	RPI
DIV. I ONLY	16- 16	160	7- 5	90	103	129	129	10	10	
DIV. I NON-CONF.	5- 7	211	0- 0	105	57	171	171	9	9	
TOTALS	RPI 1-25	RPI 26-50	W-L RECORDS	RPI 51-100	RPI 101-150	RPI 150+				
16- 16	0- 2	0- 3	OVERALL	0- 8	4- 0	12- 3				
7- 7	0- 2	0- 1	HOME	0- 3	1- 0	6- 1				
7- 6	0- 0	0- 2	AWAY	0- 3	1- 0	6- 1				
2- 3	0- 0	0- 0	NEUTRAL	0- 2	2- 0	0- 1				
5- 7	0- 2	0- 1	NON-CONFERENCE	0- 3	1- 0	4- 1				
2- 3	0- 2	0- 0	HOME	0- 1	0- 0	2- 0				
2- 2	0- 0	0- 1	AWAY	0- 1	0- 0	2- 0				
1- 2	0- 0	0- 0	NEUTRAL	0- 1	1- 0	0- 1				
11- 9	0- 0	0- 2	CONFERENCE	0- 5	3- 0	8- 2				
5- 4	0- 0	0- 1	HOME	0- 2	1- 0	4- 1				
5- 4	0- 0	0- 1	AWAY	0- 2	1- 0	4- 1				
1- 1	0- 0	0- 0	NEUTRAL	0- 1	1- 0	0- 0				

RPI S	Opponent	Score	RPI S	Opponent	Score	RPI S	Opponent	Score	RPI S	Opponent	Score	Team's RPI: 129
21	H Green Bay	53 54	41	A Creighton	40 54	54	A Wichita St.	47 57	112	N North Carolina St.	76 72	
24	H Iowa St.	59 67	41	H Creighton	66 73	54	H Wichita St.	57 60	146	A Indiana St.	54 52	
			44	A Iowa	46 68	54	N Wichita St.	71 75	146	H Indiana St.	75 49	
						61	H South Dakota St.	49 61	146	N Indiana St.	71 60	
						66	A Illinois St.	41 72	160	N Arizona St.	63 66	
						66	H Illinois St.	61 66	169	A Bradley	77 72	
						72	N Florida	63 80	169	A Missouri St.	82 78	
						84	A Minnesota	43 86	169	H Missouri St.	75 52	
									169	H Bradley	70 45	
									182	H South Dakota	63 50	
									201	A Saint Louis	73 64	
									225	A Evansville	70 57	
									225	H Evansville	75 64	
									266	A Drake	55 63	
									266	H Drake	67 82	
									269	A North Dakota St.	66 50	
									315	A Southern Ill.	74 60	
									315	H Southern Ill.	76 59	
									343	H Chicago St.	81 41	
LAST 12 Division I GAMES:												
54	N Wichita St.	71 75	266	H Drake	67 82							
146	N Indiana St.	71 60	41	H Creighton	66 73							
66	H Illinois St.	61 66	169	H Bradley	70 45							
146	H Indiana St.	75 49	169	A Missouri St.	82 78							
315	A Southern Ill.	74 60	54	A Wichita St.	47 57							
225	A Evansville	70 57	225	H Evansville	75 64							

Non-Div I Games:

UNI

■ Loss,
■ Non-Conf,
■ S Site,
■ H Home
■ A Away
N Neutral

RPI 1-25				RPI 26-50				RPI 51-100				RPI 101+				Team's RPI: 260	
RPI	S	Opponent	Score	RPI	S	Opponent	Score	RPI	S	Opponent	Score	RPI	S	Opponent	Score		
13	N	Dayton	58 82	45	A	San Diego St.	50 86	62	H	Kansas St.	54 80	108	H	Bowling Green	54 64		
				45	H	San Diego St.	60 74	63	H	Montana	65 69	135	H	Old Dominion	67 85		
								74	A	Wyoming	54 76	155	H	UC Santa Barbara	58 52		
								74	H	Wyoming	60 64	161	A	Santa Clara	64 70		
								76	A	Fresno St.	64 90	177	H	Arizona	82 83		
								76	H	Fresno St.	66 72	183	A	New Mexico	58 57		
												183	H	New Mexico	68 57		
												183	H	New Mexico	59 72		
												220	A	Colorado St.	44 60		
												220	H	Colorado St.	63 50		
												226	A	UC Riverside	66 82		
												243	A	UTSA	46 61		
												275	A	Boise St.	70 60		
												275	H	Boise St.	75 61		
												292	A	Nevada	66 61		
												292	H	Nevada	80 63		
												312	N	Binghamton	58 56		
												316	H	Alabama A&M	67 62		
												321	N	Ohio	60 51		
												323	A	Air Force	69 81		
												323	H	Air Force	80 53		
												326	N	Maine	67 74		
LAST 12 Division I GAMES:																	
				183	H	New Mexico	59 72	45	A	San Diego St.	50 86						
				76	A	Fresno St.	64 90	323	H	Air Force	80 53						
				275	A	Boise St.	70 60	183	A	New Mexico	58 57						
				292	H	Nevada	80 63	76	H	Fresno St.	66 72						
				74	H	Wyoming	60 64	275	H	Boise St.	75 61						
				220	A	Colorado St.	44 60	292	A	Nevada	66 61						

UNLV

Page 348

Average RPI Win:	305	WON-LOST	WINNING	LAST 12	STRENGTH OF	OPP. STRENGTH	TEAM	ADJ.	CONF.	ADJ CONF.
Average RPI Loss:	144	RECORD	PCT. RANK	GAMES	SCHEDULE	OF SCHEDULE	RPI	RPI	RPI	RPI
DIV. I ONLY	11- 18	238	6- 6	285	234	270	270	29	29	
DIV. I NON-CONF.	3- 9	289	0- 1	224	139	265	265	27	27	
TOTALS	RPI 1-25	RPI 26-50	W-L RECORDS	RPI 51-100	RPI 101-150	RPI 150+				
11- 18	0- 2	0- 0	OVERALL	0- 5	0- 4	11- 7				
6- 7	0- 0	0- 0	HOME	0- 2	0- 2	6- 3				
5- 10	0- 2	0- 0	AWAY	0- 3	0- 2	5- 3				
0- 1	0- 0	0- 0	NEUTRAL	0- 0	0- 0	0- 1				
3- 9	0- 2	0- 0	NON-CONFERENCE	0- 1	0- 2	3- 4				
1- 4	0- 0	0- 0	HOME	0- 0	0- 1	1- 3				
2- 5	0- 2	0- 0	AWAY	0- 1	0- 1	2- 1				
0- 0	0- 0	0- 0	NEUTRAL	0- 0	0- 0	0- 0				
8- 9	0- 0	0- 0	CONFERENCE	0- 4	0- 2	8- 3				
5- 3	0- 0	0- 0	HOME	0- 2	0- 1	5- 0				
3- 5	0- 0	0- 0	AWAY	0- 2	0- 1	3- 2				
0- 1	0- 0	0- 0	NEUTRAL	0- 0	0- 0	0- 1				

RPI	S	Opponent	Score	RPI	S	Opponent	Score	RPI	S	Opponent	Score	RPI	S	Opponent	Score	Team's RPI: 270
8	A	Kentucky	34	100	52	A	FGCU	49	72	135	A	Old Dominion	46	77		
14	A	Purdue	47	82	52	H	FGCU	54	77	141	H	High Point	67	77		
					55	A	West Virginia	45	75	149	A	Mercer	55	72		
					89	A	Stetson	55	79	149	H	Mercer	54	55		
					89	H	Stetson	66	84	154	H	George Washington	37	48		
										168	A	Northern Ky.	62	70		
										168	H	Northern Ky.	61	81		
										252	H	Furman	80	85		
										253	A	East Tenn. St.	60	56		
										253	H	East Tenn. St.	90	79		
										278	A	North Florida	61	57		
										278	H	North Florida	64	52		
										278	N	North Florida	48	50		
										306	A	Jacksonville	54	73		
										306	H	Jacksonville	72	53		
										322	A	Western Caro.	51	48		
										325	A	Norfolk St.	71	64		
										329	A	Kennesaw St.	61	52		
										329	H	Kennesaw St.	57	48		
										337	A	Lipscomb	56	57		
										337	H	Lipscomb	78	62		
										341	H	UNC Asheville	54	52		
LAST 12 Division I GAMES:																
278	N	North Florida	48	50	89	A	Stetson	55	79							
253	A	East Tenn. St.	60	56	52	A	FGCU	49	72							
306	A	Jacksonville	54	73	337	H	Lipscomb	78	62							
278	A	North Florida	61	57	168	H	Northern Ky.	61	81							
149	H	Mercer	54	55	278	H	North Florida	64	52							
329	H	Kennesaw St.	57	48	306	H	Jacksonville	72	53							

Non-Div I Games: St. Andrews 83 26

USC Upstate

Loss, Non-Conf, S Site, H Home A Away N Neutral

Average RPI Win:	225	WON-LOST	WINNING	LAST 12	STRENGTH OF	OPP. STRENGTH	TEAM	ADJ.	CONF.	ADJ CONF.
Average RPI Loss:	115	RECORD	PCT. RANK	GAMES	SCHEDULE	OF SCHEDULE	RPI	RPI	RPI	RPI
DIV. I ONLY	19- 14	121	9- 3	96	186	106	106	28	28	
DIV. I NON-CONF.	5- 9	242	0- 0	39	16	160	160	29	29	
TOTALS	RPI 1-25	RPI 26-50	W-L RECORDS	RPI 51-100	RPI 101-150	RPI 150+				
19- 14	0- 4	0- 0	OVERALL	0- 1	2- 5	17- 4				
10- 5	0- 2	0- 0	HOME	0- 0	1- 1	9- 2				
6- 7	0- 0	0- 0	AWAY	0- 1	0- 4	6- 2				
3- 2	0- 2	0- 0	NEUTRAL	0- 0	1- 0	2- 0				
5- 9	0- 4	0- 0	NON-CONFERENCE	0- 1	0- 4	5- 0				
4- 3	0- 2	0- 0	HOME	0- 0	0- 1	4- 0				
1- 4	0- 0	0- 0	AWAY	0- 1	0- 3	1- 0				
0- 2	0- 2	0- 0	NEUTRAL	0- 0	0- 0	0- 0				
14- 5	0- 0	0- 0	CONFERENCE	0- 0	2- 1	12- 4				
6- 2	0- 0	0- 0	HOME	0- 0	1- 0	5- 2				
5- 3	0- 0	0- 0	AWAY	0- 0	0- 1	5- 2				
3- 0	0- 0	0- 0	NEUTRAL	0- 0	1- 0	2- 0				

RPI 1-25				RPI 26-50				RPI 51-100				RPI 101+ Team's RPI: 106			
RPI	S	Opponent	Score	RPI	S	Opponent	Score	RPI	S	Opponent	Score	RPI	S	Opponent	Score
1	N	Baylor	67 82					97	A	Missouri	71 82	104	A	Northwestern	69 79
3	N	Stanford	68 92									127	A	UAB	51 56
14	H	Purdue	60 68									136	A	Eastern Ill.	79 84
22	H	Louisville	61 79									136	H	Eastern Ill.	82 62
												136	N	Eastern Ill.	71 69
												146	H	Indiana St.	71 73
												148	A	Hawaii	69 73
												162	H	Arkansas St.	72 62
												166	A	Tennessee Tech	81 63
												166	N	Tennessee Tech	87 80
												176	H	Southern Miss.	87 80
												187	H	Eastern Ky.	75 60
												187	N	Eastern Ky.	78 63
												189	A	SIU Edwardsville	66 67
												189	H	SIU Edwardsville	63 66
												194	A	Belmont	56 58
												201	H	Saint Louis	78 62
												213	A	Tennessee St.	77 58
												225	A	Evansville	73 57
												240	A	Murray St.	72 60
												240	H	Murray St.	72 82
												249	H	Central Ark.	72 48
												276	A	Southeast Mo. St.	82 71
												276	H	Southeast Mo. St.	75 61
												310	A	Austin Peay	81 64
												310	H	Austin Peay	84 57
LAST 12 Division I GAMES:															
				166	N	Tennessee Tech	87 80			213	A	Tennessee St.	77 58		
				136	N	Eastern Ill.	71 69			276	H	Southeast Mo. St.	75 61		
				187	N	Eastern Ky.	78 63			189	H	SIU Edwardsville	63 66		
				310	A	Austin Peay	81 64			187	H	Eastern Ky.	75 60		
				136	H	Eastern Ill.	82 62			136	A	Eastern Ill.	79 84		
				240	A	Murray St.	72 60			189	A	SIU Edwardsville	66 67		

Non-Div I Games:

UT Martin

■ Loss,
■ Non-Conf,
■ S Site,
■ Home
■ A Away
N Neutral

RPI	S	Opponent	Score
311	H	Morehead St.	75 56
342	H	Jacksonville St.	93 63

UT Martin

U
T
M
a
r
t
i
n

U
T
M
a
r
t
i
n

U
T
E
P

U
T
E
P

UTEP

Page 352

Average RPI Win:	264	WON-LOST	WINNING	LAST 12	STRENGTH OF	OPP. STRENGTH	TEAM	ADJ.	CONF.	ADJ CONF.
Average RPI Loss:	166	RECORD	PCT. RANK	GAMES	SCHEDULE	OF SCHEDULE	RPI	RPI	RPI	RPI
DIV. I ONLY	15- 14	153	6- 6	329	212	243	243	25	25	
DIV. I NON-CONF.	5- 5	160	0- 0	336	181	290	290	25	25	
TOTALS	RPI 1-25	RPI 26-50	W-L RECORDS	RPI 51-100	RPI 101-150	RPI 150+				
15- 14	0- 0	0- 0	OVERALL	0- 1	2- 5	13- 8				
10- 5	0- 0	0- 0	HOME	0- 0	2- 1	8- 4				
5- 8	0- 0	0- 0	AWAY	0- 1	0- 4	5- 3				
0- 1	0- 0	0- 0	NEUTRAL	0- 0	0- 0	0- 1				
5- 5	0- 0	0- 0	NON-CONFERENCE	0- 1	0- 1	5- 3				
5- 1	0- 0	0- 0	HOME	0- 0	0- 0	5- 1				
0- 4	0- 0	0- 0	AWAY	0- 1	0- 1	0- 2				
0- 0	0- 0	0- 0	NEUTRAL	0- 0	0- 0	0- 0				
10- 9	0- 0	0- 0	CONFERENCE	0- 0	2- 4	8- 5				
5- 4	0- 0	0- 0	HOME	0- 0	2- 1	3- 3				
5- 4	0- 0	0- 0	AWAY	0- 0	0- 3	5- 1				
0- 1	0- 0	0- 0	NEUTRAL	0- 0	0- 0	0- 1				

RPI 1-25			RPI 26-50			RPI 51-100				RPI 101+		Team's RPI: 243								
RPI	S	Opponent	Score	RPI	S	Opponent	Score	RPI	S	Opponent	Score	RPI	S	Opponent	Score					
								54	A	Wichita St.	36	50	119	A	Seattle	54	56			
													119	H	Seattle	65	55			
													130	A	Rice	41	43			
													131	A	Idaho	53	65			
													131	H	Idaho	45	64			
													139	A	Utah St.	66	79			
													139	H	Utah St.	80	72			
													184	A	Houston	42	55			
													185	A	Louisiana Tech	51	50			
													185	H	Louisiana Tech	73	79			
													185	N	Louisiana Tech	58	85			
													188	A	TCU	64	73			
													211	H	San Francisco	60	61			
													217	A	Denver	49	53			
													217	H	Denver	73	75			
													236	A	New Mexico St.	66	53			
													236	H	New Mexico St.	52	69			
													260	H	UNLV	61	46			
													280	A	San Jose St.	57	54			
													280	H	San Jose St.	64	60			
LAST 12 Division I GAMES:																282	H	William & Mary	76	50
				185	N	Louisiana Tech	58	85	309	H	Texas-Arlington	73	45	303	A	Texas St.	56	46		
				139	H	Utah St.	80	72	185	H	Louisiana Tech	73	79	303	H	Texas St.	74	65		
				280	H	San Jose St.	64	60	236	A	New Mexico St.	66	53	309	A	Texas-Arlington	59	57		
				119	A	Seattle	54	56	217	A	Denver	49	53	309	H	Texas-Arlington	73	45		
				131	A	Idaho	53	65	131	H	Idaho	45	64	310	H	Austin Peay	69	67		
				303	H	Texas St.	74	65	119	H	Seattle	65	55							

Non-Div I Games: Concordia (TX) 88 29

UTSA

■ Loss,
 ■ Non-Conf,
 ■ S Site,
 ■ H Home
 ■ A Away
 N Neutral

RPI	S	Opponent	Score
320	H	Tex.-Pan American	68 34
328	H	A&M-Corpus Christi	52 40

U
T
S
A

U
T
S
A

UTSA

Average RPI Win:	185	WON-LOST	WINNING	LAST 12	STRENGTH OF	OPP. STRENGTH	TEAM	ADJ.	CONF.	ADJ CONF.
Average RPI Loss:	74	RECORD	PCT. RANK	GAMES	SCHEDULE	OF SCHEDULE	RPI	RPI	RPI	RPI
DIV. I ONLY	18- 13	116	8- 4	125	64	105	105	6	6	
DIV. I NON-CONF.	9- 2	34	0- 0	262	229	114	114	5	5	
TOTALS	RPI 1-25	RPI 26-50	W-L RECORDS	RPI 51-100	RPI 101-150	RPI 150+				
18- 13	0- 8	1- 0	OVERALL	2- 1	3- 0	12- 4				
11- 6	0- 3	1- 0	HOME	2- 1	1- 0	7- 2				
6- 6	0- 4	0- 0	AWAY	0- 0	2- 0	4- 2				
1- 1	0- 1	0- 0	NEUTRAL	0- 0	0- 0	1- 0				
9- 2	0- 0	1- 0	NON-CONFERENCE	1- 1	2- 0	5- 1				
6- 2	0- 0	1- 0	HOME	1- 1	1- 0	3- 1				
3- 0	0- 0	0- 0	AWAY	0- 0	1- 0	2- 0				
0- 0	0- 0	0- 0	NEUTRAL	0- 0	0- 0	0- 0				
9- 11	0- 8	0- 0	CONFERENCE	1- 0	1- 0	7- 3				
5- 4	0- 3	0- 0	HOME	1- 0	0- 0	4- 1				
3- 6	0- 4	0- 0	AWAY	0- 0	1- 0	2- 2				
1- 1	0- 1	0- 0	NEUTRAL	0- 0	0- 0	1- 0				

RPI	S	Opponent	Score	RPI	S	Opponent	Score	RPI	S	Opponent	Score	RPI	S	Opponent	Score	Team's RPI: 105
3	A	Stanford	44 65	35	H	Michigan	59 40	73	H	BYU	48 53	109	A	Southern California	63 60	
3	H	Stanford	56 70					86	H	Washington	60 48	139	H	Utah St.	92 64	
9	A	California	54 71					92	H	Northern Colo.	62 55	148	A	Hawaii	62 61	
9	H	California	50 55									152	H	Washington St.	59 47	
11	A	UCLA	42 70									160	A	Arizona St.	54 46	
11	N	UCLA	43 54									160	H	Arizona St.	66 46	
25	A	Colorado	57 67									177	A	Arizona	52 61	
25	H	Colorado	43 56									177	H	Arizona	58 62	
												177	N	Arizona	66 48	
												192	A	Oregon St.	46 54	
												192	H	Oregon St.	66 40	
												217	A	Denver	75 60	
												221	H	Southern Utah	79 61	
												242	H	North Dakota	56 62	
												251	H	UC Irvine	58 42	
												259	A	Oregon	70 52	
												259	H	Oregon	67 47	
												335	A	Weber St.	73 47	
												344	H	Houston Baptist	71 33	
LAST 12 Division I GAMES:																
		11	N	UCLA	43	54				177	A	Arizona	52	61		
		177	N	Arizona	66	48				160	A	Arizona St.	54	46		
		259	A	Oregon	70	52				192	H	Oregon St.	66	40		
		192	A	Oregon St.	46	54				259	H	Oregon	67	47		
		152	H	Washington St.	59	47				11	A	UCLA	42	70		
		86	H	Washington	60	48				109	A	Southern California	63	60		

Non-Div I Games:

Utah

■ Loss,
 ■ Non-Conf,
 S Site,
 ■ Home
 ■ Away
 N Neutral

Average RPI Win: 221	WON-LOST	WINNING	LAST 12	STRENGTH OF	OPP. STRENGTH	TEAM	ADJ.	CONF.	ADJ CONF.
Average RPI Loss: 176	RECORD	PCT. RANK	GAMES	SCHEDULE	OF SCHEDULE	RPI	RPI	RPI	RPI
DIV. I ONLY	17- 13	124	9- 3	186	246	139	139	25	25
DIV. I NON-CONF.	2- 8	305	0- 0	117	207	256	256	25	25
TOTALS	RPI 1-25	RPI 26-50	W-L RECORDS	RPI 51-100	RPI 101-150	RPI 150+			
17- 13	0- 1	0- 0	OVERALL	0- 1	3- 4	14- 7			
10- 2	0- 0	0- 0	HOME	0- 0	2- 1	8- 1			
5- 10	0- 1	0- 0	AWAY	0- 1	1- 2	4- 6			
2- 1	0- 0	0- 0	NEUTRAL	0- 0	0- 1	2- 0			
2- 8	0- 1	0- 0	NON-CONFERENCE	0- 1	0- 2	2- 4			
1- 2	0- 0	0- 0	HOME	0- 0	0- 1	1- 1			
0- 6	0- 1	0- 0	AWAY	0- 1	0- 1	0- 3			
1- 0	0- 0	0- 0	NEUTRAL	0- 0	0- 0	1- 0			
15- 5	0- 0	0- 0	CONFERENCE	0- 0	3- 2	12- 3			
9- 0	0- 0	0- 0	HOME	0- 0	2- 0	7- 0			
5- 4	0- 0	0- 0	AWAY	0- 0	1- 1	4- 3			
1- 1	0- 0	0- 0	NEUTRAL	0- 0	0- 1	1- 0			

RPI 1-25				RPI 26-50				RPI 51-100				RPI 101+ Team's RPI: 139			
RPI	S	Opponent	Score	RPI	S	Opponent	Score	RPI	S	Opponent	Score	RPI	S	Opponent	Score
2	A	Notre Dame	70 109					73	A	BYU	77 81	105	A	Utah	64 92
												119	A	Seattle	68 71
												119	H	Seattle	67 62
												131	A	Idaho	91 85
												131	H	Idaho	81 50
												131 N	Idaho	82 84	
												150	H	Montana St.	65 71
												172	A	Loyola Marymount	81 98
												182	H	South Dakota	70 69
												185	A	Louisiana Tech	76 75
												185	H	Louisiana Tech	70 56
												195 N	Prairie View	67 66	
												217	A	Denver	92 89
												217	H	Denver	85 69
												217 N	Denver	78 65	
												226	A	UC Riverside	90 94
												236	A	New Mexico St.	94 106
												236	H	New Mexico St.	65 63
												243	A	UTSA	72 80
												243	H	UTSA	79 66
												251	H	UC Irvine	70 71
												280	A	San Jose St.	80 103
												280	H	San Jose St.	87 54
												299	A	Utah Valley	62 78
												303	A	Texas St.	73 56
												303	H	Texas St.	82 69
LAST 12 Division I GAMES:															
				131 N	Idaho	82 84		236	A	New Mexico St.	94 106				
				217 N	Denver	78 65		217	A	Denver	92 89				
				243	A	UTSA	72 80		280	H	San Jose St.	87 54			
				303	A	Texas St.	73 56		119	H	Seattle	67 62			
				309	H	Texas-Arlington	81 57		131	H	Idaho	81 50			
				185	H	Louisiana Tech	70 56		185	A	Louisiana Tech	76 75			

Non-Div I Games: Alas. Anchorage 67 57

Utah St.

■ Loss,
 ■ Non-Conf,
 ■ S Site,
 ■ Home
 ■ A Away
 N Neutral

U
t
a
h
S
t
.

Utah St.
RPI S Opponent Score

Through Games Of Sunday, March 17, 2013

RPI	S	Opponent	Score
309	A	Texas-Arlington	93 83
309	H	Texas-Arlington	81 57

U
t
a
h
S
t
.

Utah St.

Utah Valley

Through Games Of Sunday, March 17, 2013

Average RPI Win:	307	WON-LOST	WINNING	LAST 12	STRENGTH OF	OPP. STRENGTH	TEAM	ADJ.	CONF.	ADJ CONF.
Average RPI Loss:	204	RECORD	PCT. RANK	GAMES	SCHEDULE	OF SCHEDULE	RPI	RPI	RPI	RPI
DIV. I ONLY	13- 15	190	7- 4	343	340	299	299	33	33	
DIV. I NON-CONF.	5- 13	275	1- 2	313	280	307	307	33	33	
TOTALS	RPI 1-25	RPI 26-50	W-L RECORDS	RPI 51-100	RPI 101-150	RPI 150+				
13- 15	0- 1	0- 0	OVERALL	0- 1	1- 2	12- 11				
7- 3	0- 0	0- 0	HOME	0- 0	1- 0	6- 3				
5- 11	0- 1	0- 0	AWAY	0- 1	0- 2	5- 7				
1- 1	0- 0	0- 0	NEUTRAL	0- 0	0- 0	1- 1				
5- 13	0- 1	0- 0	NON-CONFERENCE	0- 1	1- 2	4- 9				
3- 3	0- 0	0- 0	HOME	0- 0	1- 0	2- 3				
2- 10	0- 1	0- 0	AWAY	0- 1	0- 2	2- 6				
0- 0	0- 0	0- 0	NEUTRAL	0- 0	0- 0	0- 0				
8- 2	0- 0	0- 0	CONFERENCE	0- 0	0- 0	8- 2				
4- 0	0- 0	0- 0	HOME	0- 0	0- 0	4- 0				
3- 1	0- 0	0- 0	AWAY	0- 0	0- 0	3- 1				
1- 1	0- 0	0- 0	NEUTRAL	0- 0	0- 0	1- 1				

RPI 1-25				RPI 26-50				RPI 51-100				RPI 101+ Team's RPI: 299			
RPI	S	Opponent	Score	RPI	S	Opponent	Score	RPI	S	Opponent	Score	RPI	S	Opponent	Score
25	A	Colorado	45 81					94	A	Tulsa	53 80	115	A	Sacramento St.	62 74
												132	A	Idaho St.	67 69
												139	H	Utah St.	78 62
												161	A	Santa Clara	67 80
												171	H	Long Beach St.	69 77
												182	A	South Dakota	48 72
												221	A	Southern Utah	49 66
												221	H	Southern Utah	66 71
												272	A	NJIT	46 49
												272	H	NJIT	64 47
												272	N	NJIT	42 52
												275	H	Boise St.	63 80
												280	A	San Jose St.	72 81
												283	A	Northern Ariz.	62 44
												287	A	CSU Bakersfield	65 67
												287	H	CSU Bakersfield	72 69
												320	A	Tex.-Pan American	51 50
												320	H	Tex.-Pan American	71 66
												323	A	Air Force	70 60
												335	H	Weber St.	68 56
												343	A	Chicago St.	63 55
												343	H	Chicago St.	71 38
												344	A	Houston Baptist	75 71
												344	H	Houston Baptist	59 46
												344	N	Houston Baptist	67 53
												345	A	New Orleans	51 55
LAST 12 Division I GAMES:															
				272	N	NJIT	42 52					345	A	New Orleans	51 55
				344	N	Houston Baptist	67 53					272	H	NJIT	64 47
				344	H	Houston Baptist	59 46					344	A	Houston Baptist	75 71
				287	H	CSU Bakersfield	72 69					272	A	NJIT	46 49
				343	A	Chicago St.	63 55					287	A	CSU Bakersfield	65 67
				320	A	Tex.-Pan American	51 50					343	H	Chicago St.	71 38

Non-Div I Games: Walla Walla 87 27 Carroll (MT) 65 53

Utah Valley

Loss, Non-Conf, S Site, H Home A Away N Neutral

Average RPI Win:	260	WON-LOST	WINNING	LAST 12	STRENGTH OF	OPP. STRENGTH	TEAM	ADJ.	CONF.	ADJ CONF.
Average RPI Loss:	113	RECORD	PCT. RANK	GAMES	SCHEDULE	OF SCHEDULE	RPI	RPI	RPI	RPI
DIV. I ONLY	11- 19	248	3- 9	145	153	218	218	9	9	
DIV. I NON-CONF.	7- 8	177	0- 0	242	303	216	216	8	8	
TOTALS	RPI 1-25	RPI 26-50	W-L RECORDS	RPI 51-100	RPI 101-150	RPI 150+				
11- 19	0- 1	0- 3	OVERALL	0- 6	1- 4	10- 5				
6- 8	0- 1	0- 2	HOME	0- 3	0- 0	6- 2				
5- 10	0- 0	0- 0	AWAY	0- 3	1- 4	4- 3				
0- 1	0- 0	0- 1	NEUTRAL	0- 0	0- 0	0- 0				
7- 8	0- 0	0- 0	NON-CONFERENCE	0- 4	0- 2	7- 2				
4- 3	0- 0	0- 0	HOME	0- 3	0- 0	4- 0				
3- 5	0- 0	0- 0	AWAY	0- 1	0- 2	3- 2				
0- 0	0- 0	0- 0	NEUTRAL	0- 0	0- 0	0- 0				
4- 11	0- 1	0- 3	CONFERENCE	0- 2	1- 2	3- 3				
2- 5	0- 1	0- 2	HOME	0- 0	0- 0	2- 2				
2- 5	0- 0	0- 0	AWAY	0- 2	1- 2	1- 1				
0- 1	0- 0	0- 1	NEUTRAL	0- 0	0- 0	0- 0				

RPI	S	Opponent	Score	RPI	S	Opponent	Score	RPI	S	Opponent	Score	RPI	S	Opponent	Score	Team's RPI: 218
13	H	Dayton	49 60	32	H	Saint Joseph's	50 55	53	A	Charlotte	54 63	103	A	Richmond	62 66	
				36	H	Duquesne	51 73	60	H	Liberty	63 76	122	A	Temple	53 51	
				36	N	Duquesne	58 64	64	A	Ohio St.	50 88	123	A	Butler	45 65	
								70	A	Fordham	41 71	134	A	Elon	58 74	
								81	H	Youngstown St.	45 58	135	A	Old Dominion	51 74	
								82	H	East Carolina	56 67	154	H	George Washington	68 79	
												201	A	Saint Louis	46 60	
												210	H	La Salle	69 50	
												212	H	Xavier	54 65	
												215	A	St. Bonaventure	64 51	
												219	A	Coppin St.	57 46	
												246	A	Cleveland St.	57 68	
												272	H	NJIT	64 52	
												285	H	UMKC	79 55	
												288	H	UMBC	70 41	
												296	A	Florida A&M	86 57	
												304	H	Rhode Island	55 46	
												313	A	Manhattan	63 68	
												326	A	Maine	74 58	
												326	H	Maine	82 47	
LAST 12 Division I GAMES:																
				36	N	Duquesne	58 64	215	A	St. Bonaventure	64 51					
				304	H	Rhode Island	55 46	32	H	Saint Joseph's	50 55					
				53	A	Charlotte	54 63	70	A	Fordham	41 71					
				212	H	Xavier	54 65	13	H	Dayton	49 60					
				103	A	Richmond	62 66	123	A	Butler	45 65					
				210	H	La Salle	69 50	36	H	Duquesne	51 73					

Non-Div I Games:

VCU

■ Loss,
 ■ Non-Conf,
 S Site,
 ■ Home
 ■ Away
 N Neutral

Valparaiso

Through Games Of Sunday, March 17, 2013

Average RPI Win:	218	WON-LOST	WINNING	LAST 12	STRENGTH OF	OPP. STRENGTH	TEAM	ADJ.	CONF.	ADJ CONF.
Average RPI Loss:	143	RECORD	PCT. RANK	GAMES	SCHEDULE	OF SCHEDULE	RPI	RPI	RPI	RPI
DIV. I ONLY	10- 20	267	4- 8	127	151	231	231	13	13	
DIV. I NON-CONF.	4- 8	244	0- 0	142	121	203	203	12	12	
TOTALS	RPI 1-25	RPI 26-50	W-L RECORDS	RPI 51-100	RPI 101-150	RPI 150+				
10- 20	0- 5	0- 1	OVERALL	1- 1	1- 2	8- 11				
8- 5	0- 1	0- 0	HOME	1- 0	1- 0	6- 4				
2- 15	0- 4	0- 1	AWAY	0- 1	0- 2	2- 7				
0- 0	0- 0	0- 0	NEUTRAL	0- 0	0- 0	0- 0				
4- 8	0- 2	0- 1	NON-CONFERENCE	0- 0	0- 1	4- 4				
3- 1	0- 0	0- 0	HOME	0- 0	0- 0	3- 1				
1- 7	0- 2	0- 1	AWAY	0- 0	0- 1	1- 3				
0- 0	0- 0	0- 0	NEUTRAL	0- 0	0- 0	0- 0				
6- 12	0- 3	0- 0	CONFERENCE	1- 1	1- 1	4- 7				
5- 4	0- 1	0- 0	HOME	1- 0	1- 0	3- 3				
1- 8	0- 2	0- 0	AWAY	0- 1	0- 1	1- 4				
0- 0	0- 0	0- 0	NEUTRAL	0- 0	0- 0	0- 0				

RPI S	Opponent	Score	RPI S	Opponent	Score	RPI S	Opponent	Score	RPI S	Opponent	Score	Team's RPI: 231
5	A Duke	45 90	35	A Michigan	32 73	81	A Youngstown St.	50 72	118	A Detroit	61 70	
21	A Green Bay	38 80				81	H Youngstown St.	67 59	118	H Detroit	73 53	
21	A Green Bay	59 80							123	A Butler	55 69	
21	H Green Bay	55 78							151	A IUPUI	69 75	
22	A Louisville	40 96							178	A Loyola Chicago	58 68	
LAST 12 Division I GAMES:												
21	A Green Bay	59 80	21	A Green Bay	38 80	239	H Milwaukee	71 75	178	H Loyola Chicago	44 52	
298	H Ill.-Chicago	67 57	239	H Milwaukee	71 75	298	H Ill.-Chicago	88 62	180	H Ball St.	58 53	
118	H Detroit	73 53	298	H Ill.-Chicago	88 62	178	A Loyola Chicago	58 68	191	H Indiana	64 52	
81	A Youngstown St.	50 72	178	A Loyola Chicago	58 68	118	A Detroit	61 70	201	H Saint Louis	47 53	
246	A Cleveland St.	54 58	118	A Detroit	61 70	298	A Ill.-Chicago	75 82	205	A Wright St.	66 67	
205	H Wright St.	78 83	246	H Cleveland St.	92 84	298	H Ill.-Chicago	67 57	205	H Wright St.	78 83	
						298	H Ill.-Chicago	88 62	239	A Milwaukee	84 72	
									239	H Milwaukee	71 75	
									245	A IPFW	82 73	
									246	A Cleveland St.	54 58	
									246	H Cleveland St.	92 84	
									254	A Western Ill.	55 69	
									257	A Western Mich.	69 70	
									284	H Northern Ill.	54 49	

Non-Div I Games: Purdue-Calumet 76 59

Valparaiso

Loss, Non-Conf, S Site, H Home A Away N Neutral

Vanderbilt

Through Games Of Sunday, March 17, 2013

Average RPI Win:	146	WON-LOST	WINNING	LAST 12	STRENGTH OF	OPP. STRENGTH	TEAM	ADJ.	CONF.	ADJ CONF.
Average RPI Loss:	22	RECORD	PCT. RANK	GAMES	SCHEDULE	OF SCHEDULE	RPI	RPI	RPI	RPI
DIV. I ONLY	20- 11	86	7- 5	19	39	29	29	3	3	
DIV. I NON-CONF.	10- 3	50	0- 0	71	93	34	34	6	6	
TOTALS	RPI 1-25	RPI 26-50	W-L RECORDS	RPI 51-100	RPI 101-150	RPI 150+				
20- 11	1- 9	1- 1	OVERALL	6- 1	3- 0	9- 0				
12- 2	1- 2	0- 0	HOME	4- 0	1- 0	6- 0				
7- 6	0- 5	1- 1	AWAY	1- 0	2- 0	3- 0				
1- 3	0- 2	0- 0	NEUTRAL	1- 1	0- 0	0- 0				
10- 3	0- 2	1- 0	NON-CONFERENCE	1- 1	3- 0	5- 0				
6- 0	0- 0	0- 0	HOME	1- 0	1- 0	4- 0				
4- 1	0- 1	1- 0	AWAY	0- 0	2- 0	1- 0				
0- 2	0- 1	0- 0	NEUTRAL	0- 1	0- 0	0- 0				
10- 8	1- 7	0- 1	CONFERENCE	5- 0	0- 0	4- 0				
6- 2	1- 2	0- 0	HOME	3- 0	0- 0	2- 0				
3- 5	0- 4	0- 1	AWAY	1- 0	0- 0	2- 0				
1- 1	0- 1	0- 0	NEUTRAL	1- 0	0- 0	0- 0				

RPI S	Opponent	Score	RPI S	Opponent	Score	Team's RPI: 29	RPI S	Opponent	Score	RPI S	Opponent	Score
7	A Tennessee	64 83	30	A Oklahoma	76 63		72	A Florida	68 57	101	A Western Ky.	77 67
7	H Tennessee	75 83	34	A LSU	51 54		78	H Arkansas	78 58	109	A Southern California	74 56
8	H Kentucky	53 75					95	H Auburn	59 44	127	H UAB	69 54
8	N Kentucky	65 76					97	H Missouri	62 46	153	H McNeese St.	82 71
10	A Texas A&M	52 60					97	N Missouri	53 40	166	H Tennessee Tech	77 50
10	H Texas A&M	61 51					98	H Hartford	67 45	173	H Col. of Charleston	69 44
13	A Dayton	66 71					100	N Virginia	66 73	175	A Alabama	67 58
17	A South Carolina	48 64								196	H Mississippi St.	92 41
19	A Georgia	50 55								244	A Ole Miss	76 57
20	N Florida St.	59 73								244	H Ole Miss	79 53
LAST 12 Division I GAMES:												
8	N Kentucky	65 76	7	A Tennessee	64 83							
97	N Missouri	53 40	97	H Missouri	62 46							
19	A Georgia	50 55	8	H Kentucky	53 75							
95	H Auburn	59 44	244	H Ole Miss	79 53							
10	H Texas A&M	61 51	10	A Texas A&M	52 60							
72	A Florida	68 57	175	A Alabama	67 58							

Non-Div I Games:

Vanderbilt

Loss, Non-Conf, S Site, H Home A Away N Neutral

Average RPI Win:	297	WON-LOST	WINNING	LAST 12	STRENGTH OF	OPP. STRENGTH	TEAM	ADJ.	CONF.	ADJ CONF.
Average RPI Loss:	159	RECORD	PCT. RANK	GAMES	SCHEDULE	OF SCHEDULE	RPI	RPI	RPI	RPI
DIV. I ONLY	10- 21	272	3- 9	274	270	295	295	21	21	
DIV. I NON-CONF.	3- 10	296	0- 0	289	284	325	325	24	24	
TOTALS	RPI 1-25	RPI 26-50	W-L RECORDS	RPI 51-100	RPI 101-150	RPI 150+				
10- 21	0- 0	0- 2	OVERALL	0- 8	0- 1	10- 10				
8- 4	0- 0	0- 0	HOME	0- 4	0- 0	8- 0				
1- 16	0- 0	0- 2	AWAY	0- 3	0- 1	1- 10				
1- 1	0- 0	0- 0	NEUTRAL	0- 1	0- 0	1- 0				
3- 10	0- 0	0- 2	NON-CONFERENCE	0- 1	0- 1	3- 6				
3- 1	0- 0	0- 0	HOME	0- 1	0- 0	3- 0				
0- 9	0- 0	0- 2	AWAY	0- 0	0- 1	0- 6				
0- 0	0- 0	0- 0	NEUTRAL	0- 0	0- 0	0- 0				
7- 11	0- 0	0- 0	CONFERENCE	0- 7	0- 0	7- 4				
5- 3	0- 0	0- 0	HOME	0- 3	0- 0	5- 0				
1- 7	0- 0	0- 0	AWAY	0- 3	0- 0	1- 4				
1- 1	0- 0	0- 0	NEUTRAL	0- 1	0- 0	1- 0				

RPI S	Opponent	Score	RPI S	Opponent	Score	RPI S	Opponent	Score	RPI S	Opponent	Score	Team's RPI: 295
38	A Oklahoma St.	30 83	57	A Boston U.	30 58	121	A Boston College	43 80				
43	A Marist	45 66	57	H Boston U.	47 56	193	A Fairfield	47 51				
			59	A Albany (NY)	32 59	203	A Central Conn. St.	41 67				
			59	H Albany (NY)	52 68	207	A Providence	76 92				
			83	H Drexel	49 66	223	A Stony Brook	53 68				
			98	A Hartford	33 59	223	H Stony Brook	46 43				
			98	H Hartford	51 60	238	A New Hampshire	45 67				
			98	N Hartford	33 64	238	H New Hampshire	63 60				
						268	A Canisius	55 56				
						278	A North Florida	61 64				
						288	A UMBC	55 71				
						288	H UMBC	63 60				
						288	N UMBC	47 43				
						301	H Brown	66 56				
						306	A Jacksonville	67 78				
						312	A Binghamton	61 56				
						312	H Binghamton	61 43				
						326	A Maine	63 73				
						326	H Maine	61 53				
						336	H Columbia	46 40				
						344	H Houston Baptist	59 48				
LAST 12 Division I GAMES:												
98	N Hartford	33 64	223	H Stony Brook	46 43							
288	N UMBC	47 43	57	H Boston U.	47 56							
98	A Hartford	33 59	288	A UMBC	55 71							
312	H Binghamton	61 43	238	A New Hampshire	45 67							
59	H Albany (NY)	52 68	98	H Hartford	51 60							
326	A Maine	63 73	59	A Albany (NY)	32 59							

Non-Div I Games:

Vermont

■ Loss,
■ Non-Conf, S Site,
■ Home
■ Away
N Neutral

Average RPI Win:	126	WON-LOST	WINNING	LAST 12	STRENGTH OF	OPP. STRENGTH	TEAM	ADJ.	CONF.	ADJ CONF.
Average RPI Loss:	56	RECORD	PCT. RANK	GAMES	SCHEDULE	OF SCHEDULE	RPI	RPI	RPI	RPI
DIV. I ONLY	21- 10	67	5- 7	24	49	28	28	4	4	
DIV. I NON-CONF.	11- 2	23	0- 0	28	79	10	10	3	3	
TOTALS	RPI 1-25	RPI 26-50	W-L RECORDS	RPI 51-100	RPI 101-150	RPI 150+				
21- 10	0- 4	5- 2	OVERALL	5- 3	2- 0	9- 1				
8- 4	0- 2	3- 1	HOME	1- 1	1- 0	3- 0				
9- 4	0- 1	2- 0	AWAY	1- 2	0- 0	6- 1				
4- 2	0- 1	0- 1	NEUTRAL	3- 0	1- 0	0- 0				
11- 2	0- 1	2- 0	NON-CONFERENCE	2- 1	2- 0	5- 0				
4- 0	0- 0	1- 0	HOME	0- 0	1- 0	2- 0				
4- 1	0- 0	1- 0	AWAY	0- 1	0- 0	3- 0				
3- 1	0- 1	0- 0	NEUTRAL	2- 0	1- 0	0- 0				
10- 8	0- 3	3- 2	CONFERENCE	3- 2	0- 0	4- 1				
4- 4	0- 2	2- 1	HOME	1- 1	0- 0	1- 0				
5- 3	0- 1	1- 0	AWAY	1- 1	0- 0	3- 1				
1- 1	0- 0	0- 1	NEUTRAL	1- 0	0- 0	0- 0				

RPI 1-25				RPI 26-50				Team's RPI: 28		RPI 51-100				RPI 101+			
RPI	S	Opponent	Score	RPI	S	Opponent	Score		RPI	S	Opponent	Score	RPI	S	Opponent	Score	
2	H	Notre Dame	52 59	26	H	DePaul	65 45		56	H	South Fla.	52 49	108	N	Bowling Green	53 42	
4	A	Connecticut	43 76	27	H	Princeton	61 54		61	N	South Dakota St.	71 47	122	H	Temple	55 44	
18	N	Delaware	45 59	32	A	Saint Joseph's	55 51		63	N	Montana	74 49	181	A	Cincinnati	54 51	
22	H	Louisville	49 55	33	A	Syracuse	77 75		68	H	Marquette	56 60	190	A	Penn	48 44	
				33	H	Syracuse	64 59		77	A	Georgetown	57 44	199	A	Seton Hall	63 34	
				33	N	Syracuse	56 61		77	N	Georgetown	89 58	204	H	Lehigh	66 49	
				39	H	St. John's (NY)	49 52		84	A	Minnesota	60 75	207	A	Providence	60 65	
									85	A	Rutgers	50 58	207	H	Providence	72 38	
													210	H	La Salle	49 44	
													228	A	Lafayette	73 34	
													241	A	Pittsburgh	68 52	
													263	A	Dartmouth	60 37	
LAST 12 Division I GAMES:																	
				33	N	Syracuse	56 61		77	A	Georgetown	57 44					
				77	N	Georgetown	89 58		199	A	Seton Hall	63 34					
				207	H	Providence	72 38		68	H	Marquette	56 60					
				33	A	Syracuse	77 75		2	H	Notre Dame	52 59					
				39	H	St. John's (NY)	49 52		85	A	Rutgers	50 58					
				22	H	Louisville	49 55		4	A	Connecticut	43 76					

Non-Div I Games:

Villanova

■ Loss,
■ Non-Conf, S Site,
■ Home
■ Away
N Neutral

Virginia

Through Games Of Sunday, March 17, 2013

Average RPI Win:	137	WON-LOST	WINNING	LAST 12	STRENGTH OF	OPP. STRENGTH	TEAM	ADJ.	CONF.	ADJ CONF.
Average RPI Loss:	84	RECORD	PCT. RANK	GAMES	SCHEDULE	OF SCHEDULE	RPI	RPI	RPI	RPI
DIV. I ONLY	16- 14	145	4- 8	95	31	100	100	5	5	
DIV. I NON-CONF.	8- 3	61	0- 0	133	53	75	75	4	4	
TOTALS	RPI 1-25	RPI 26-50	W-L RECORDS	RPI 51-100	RPI 101-150	RPI 150+				
16- 14	1- 4	1- 1	OVERALL	4- 3	4- 3	6- 3				
10- 5	1- 2	0- 0	HOME	2- 2	3- 0	4- 1				
5- 7	0- 2	0- 0	AWAY	2- 1	1- 2	2- 2				
1- 2	0- 0	1- 1	NEUTRAL	0- 0	0- 1	0- 0				
8- 3	0- 0	1- 1	NON-CONFERENCE	2- 1	0- 0	5- 1				
5- 1	0- 0	0- 0	HOME	1- 1	0- 0	4- 0				
2- 1	0- 0	0- 0	AWAY	1- 0	0- 0	1- 1				
1- 1	0- 0	1- 1	NEUTRAL	0- 0	0- 0	0- 0				
8- 11	1- 4	0- 0	CONFERENCE	2- 2	4- 3	1- 2				
5- 4	1- 2	0- 0	HOME	1- 1	3- 0	0- 1				
3- 6	0- 2	0- 0	AWAY	1- 1	1- 2	1- 1				
0- 1	0- 0	0- 0	NEUTRAL	0- 0	0- 1	0- 0				

RPI	S	Opponent	Score	RPI	S	Opponent	Score	RPI	S	Opponent	Score	RPI	S	Opponent	Score
5	H	Duke	41 62	29	N	Vanderbilt	73 66	51	A	Miami (FL)	52 58	112	A	North Carolina St.	59 80
12	A	Maryland	55 79	33	N	Syracuse	73 74	51	H	Miami (FL)	62 52	112	H	North Carolina St.	78 59
12	H	Maryland	44 73					55	H	West Virginia	47 54	121	A	Boston College	49 61
15	A	North Carolina	60 71					71	H	James Madison	78 57	121	H	Boston College	69 57
20	H	Florida St.	72 60					84	A	Minnesota	90 68	121	N	Boston College	57 66
								99	A	Georgia Tech	62 51	144	A	Virginia Tech	50 47
								99	H	Georgia Tech	62 65	144	H	Virginia Tech	52 48
												163	A	Wake Forest	69 64
												163	H	Wake Forest	68 73
												175	A	Alabama	70 73
												190	A	Penn	68 65
												198	A	Clemson	62 64
												207	H	Providence	61 42
												212	H	Xavier	54 45
												219	H	Coppin St.	54 44
												325	H	Norfolk St.	66 23
LAST 12 Division I GAMES:															
121	N	Boston College	57 66	121	A	Boston College	49 61								
20	H	Florida St.	72 60	144	A	Virginia Tech	50 47								
112	A	North Carolina St.	59 80	5	H	Duke	41 62								
163	H	Wake Forest	68 73	99	H	Georgia Tech	62 65								
198	A	Clemson	62 64	163	A	Wake Forest	69 64								
12	H	Maryland	44 73	121	H	Boston College	69 57								

Non-Div I Games:

Virginia

■ Loss,
■ Non-Conf,
■ S Site,
■ H Home
■ A Away
N Neutral

Average RPI Win:	127	WON-LOST	WINNING	LAST 12	STRENGTH OF	OPP. STRENGTH	TEAM	ADJ.	CONF.	ADJ CONF.
Average RPI Loss:	69	RECORD	PCT. RANK	GAMES	SCHEDULE	OF SCHEDULE	RPI	RPI	RPI	RPI
DIV. I ONLY	10- 20	267	3- 9	10	58	144	144	5	5	
DIV. I NON-CONF.	6- 5	147	0- 0	8	125	86	86	4	4	
TOTALS	RPI 1-25	RPI 26-50	W-L RECORDS	RPI 51-100	RPI 101-150	RPI 150+				
10- 20	1- 8	0- 0	OVERALL	2- 6	3- 4	4- 2				
8- 10	1- 4	0- 0	HOME	1- 3	3- 2	3- 1				
2- 9	0- 4	0- 0	AWAY	1- 2	0- 2	1- 1				
0- 1	0- 0	0- 0	NEUTRAL	0- 1	0- 0	0- 0				
6- 5	0- 2	0- 0	NON-CONFERENCE	1- 1	3- 2	2- 0				
6- 3	0- 1	0- 0	HOME	1- 1	3- 1	2- 0				
0- 2	0- 1	0- 0	AWAY	0- 0	0- 1	0- 0				
0- 0	0- 0	0- 0	NEUTRAL	0- 0	0- 0	0- 0				
4- 15	1- 6	0- 0	CONFERENCE	1- 5	0- 2	2- 2				
2- 7	1- 3	0- 0	HOME	0- 2	0- 1	1- 1				
2- 7	0- 3	0- 0	AWAY	1- 2	0- 1	1- 1				
0- 1	0- 0	0- 0	NEUTRAL	0- 1	0- 0	0- 0				

RPI S	Opponent	Score	RPI S	Opponent	Score	RPI S	Opponent	Score	RPI S	Opponent	Score	Team's RPI: 144
5	A Duke	26 58				51	A Miami (FL)	42 68	103	A Richmond	51 65	
5	H Duke	33 77				51	H Miami (FL)	46 64	112	A North Carolina St.	39 58	
6	H Penn St.	41 60				51	N Miami (FL)	39 45	116	H Appalachian St.	71 68	
12	H Maryland	45 74				52	H FGCU	56 63	121	H Boston College	46 53	
15	A North Carolina	45 48				79	H Hampton	55 45	124	H Wisconsin	47 38	
15	H North Carolina	50 72				99	A Georgia Tech	63 61	135	H Old Dominion	35 55	
20	A Florida St.	56 70				100	A Virginia	48 52	138	H N.C. A&T	58 39	
20	H Florida St.	71 52				100	H Virginia	47 50	154	H George Washington	50 31	
23	A Michigan St.	29 57							163	A Wake Forest	62 52	
									163	H Wake Forest	73 52	
									198	A Clemson	46 51	
									198	H Clemson	37 47	
									214	H Longwood	73 58	
LAST 12 Division I GAMES:												
51	N Miami (FL)	39 45	5	H Duke	33 77							
51	H Miami (FL)	46 64	100	H Virginia	47 50							
163	A Wake Forest	62 52	99	A Georgia Tech	63 61							
20	H Florida St.	71 52	51	A Miami (FL)	42 68							
15	H North Carolina	50 72	198	H Clemson	37 47							
198	A Clemson	46 51	20	A Florida St.	56 70							

Non-Div I Games:

Virginia Tech

■ Loss,
■ Non-Conf,
■ S Site,
■ H Home
■ A Away
N Neutral

Average RPI Win: 305	WON-LOST	WINNING	LAST 12	STRENGTH OF	OPP. STRENGTH	TEAM	ADJ.	CONF.	ADJ CONF.
Average RPI Loss: 195	RECORD	PCT. RANK	GAMES	SCHEDULE	OF SCHEDULE	RPI	RPI	RPI	RPI
DIV. I ONLY	3- 26	335	1- 11	281	295	331	331	24	24
DIV. I NON-CONF.	1- 10	325	0- 0	188	270	315	315	22	22
TOTALS	RPI 1-25	RPI 26-50	W-L RECORDS	RPI 51-100	RPI 101-150	RPI 150+			
3- 26	0- 1	0- 2	OVERALL	0- 0	0- 3	3- 20			
0- 11	0- 0	0- 1	HOME	0- 0	0- 2	0- 8			
3- 11	0- 0	0- 0	AWAY	0- 0	0- 0	3- 0			
0- 4	0- 0	0- 0	NEUTRAL	0- 0	0- 0	0- 4			
1- 10	0- 1	0- 1	NON-CONFERENCE	0- 0	0- 1	1- 7			
0- 2	0- 0	0- 0	HOME	0- 0	0- 1	0- 1			
1- 4	0- 1	0- 1	AWAY	0- 0	0- 0	1- 2			
0- 4	0- 0	0- 0	NEUTRAL	0- 0	0- 0	0- 4			
2- 16	0- 0	0- 1	CONFERENCE	0- 0	0- 2	2- 13			
0- 9	0- 0	0- 1	HOME	0- 0	0- 1	0- 7			
2- 7	0- 0	0- 0	AWAY	0- 0	0- 1	2- 6			
0- 0	0- 0	0- 0	NEUTRAL	0- 0	0- 0	0- 0			

RPI 1-25				RPI 26-50				RPI 51-100				RPI 101+ Team's RPI: 331			
RPI	S	Opponent	Score	RPI	S	Opponent	Score	RPI	S	Opponent	Score	RPI	S	Opponent	Score
22	A	Louisville	32 106	33	A	Syracuse	28 66					107	A	Saint Francis (PA)	43 80
				40	H	Quinnipiac	56 74					117	H	Sacred Heart	47 76
												126	H	Iona	64 74
												157	H	Army	62 65
												193	N	Fairfield	44 81
												200	A	Monmouth	57 85
												200	H	Monmouth	64 81
												202	A	Mt. St. Mary's	58 73
												202	H	Mt. St. Mary's	42 54
												203	A	Central Conn. St.	53 82
												203	H	Central Conn. St.	54 65
												204	N	Lehigh	53 78
												228	N	Lafayette	45 64
												238	A	New Hampshire	54 77
												241	A	Pittsburgh	39 65
												247	A	Bryant	47 65
												247	H	Bryant	53 71
												261	A	St. Francis Brooklyn	52 48
												261	H	St. Francis Brooklyn	66 72
												264	A	Fairleigh Dickinson	54 59
												264	H	Fairleigh Dickinson	59 68
												277	A	Robert Morris	39 57
												288	N	UMBC	43 48
												317	A	LIU Brooklyn	74 70
												317	H	LIU Brooklyn	41 61
												336	A	Columbia	61 47
LAST 12 Division I GAMES:															
264	A	Fairleigh Dickinson	54 59	202	H	Mt. St. Mary's	42 54								
200	A	Monmouth	57 85	277	A	Robert Morris	39 57								
261	A	St. Francis Brooklyn	52 48	117	H	Sacred Heart	47 76								
317	H	LIU Brooklyn	41 61	40	H	Quinnipiac	56 74								
203	H	Central Conn. St.	54 65	202	A	Mt. St. Mary's	58 73								
247	H	Bryant	53 71	107	A	Saint Francis (PA)	43 80								

Non-Div I Games:

Wagner

■ Loss,
 ■ Non-Conf,
 S Site,
 ■ Home
 ■ Away
 N Neutral

Wake Forest

Through Games Of Sunday, March 17, 2013

Average RPI Win:	181	WON-LOST	WINNING	LAST 12	STRENGTH OF	OPP. STRENGTH	TEAM	ADJ.	CONF.	ADJ CONF.
Average RPI Loss:	64	RECORD	PCT. RANK	GAMES	SCHEDULE	OF SCHEDULE	RPI	RPI	RPI	RPI
DIV. I ONLY	13- 19	220	3- 9	73	34	163	163	5	5	
DIV. I NON-CONF.	7- 5	130	0- 0	157	62	157	157	4	4	
TOTALS	RPI 1-25	RPI 26-50	W-L RECORDS	RPI 51-100	RPI 101-150	RPI 150+				
13- 19	1- 8	0- 1	OVERALL	2- 6	3- 3	7- 1				
9- 7	0- 2	0- 0	HOME	0- 3	2- 1	7- 1				
3- 8	1- 3	0- 0	AWAY	1- 3	1- 2	0- 0				
1- 4	0- 3	0- 1	NEUTRAL	1- 0	0- 0	0- 0				
7- 5	0- 2	0- 1	NON-CONFERENCE	0- 2	0- 0	7- 0				
7- 0	0- 0	0- 0	HOME	0- 0	0- 0	7- 0				
0- 2	0- 0	0- 0	AWAY	0- 2	0- 0	0- 0				
0- 3	0- 2	0- 1	NEUTRAL	0- 0	0- 0	0- 0				
6- 14	1- 6	0- 0	CONFERENCE	2- 4	3- 3	0- 1				
2- 7	0- 2	0- 0	HOME	0- 3	2- 1	0- 1				
3- 6	1- 3	0- 0	AWAY	1- 1	1- 2	0- 0				
1- 1	0- 1	0- 0	NEUTRAL	1- 0	0- 0	0- 0				

RPI	S	Opponent	Score	RPI	S	Opponent	Score	RPI	S	Opponent	Score	RPI	S	Opponent	Score	Team's RPI: 163
4	N	Connecticut	34 95	43	N	Marist	66 81	51	H	Miami (FL)	78 79	112	A	North Carolina St.	55 64	
5	A	Duke	70 81					58	A	Kansas	58 64	112	H	North Carolina St.	69 56	
5	H	Duke	44 73					80	A	Illinois	82 95	121	A	Boston College	92 87	
12	A	Maryland	61 88					99	A	Georgia Tech	82 89	121	H	Boston College	61 59	
12	H	Maryland	63 73					99	H	Georgia Tech	64 82	144	A	Virginia Tech	52 73	
12	N	Maryland	81 92					99	N	Georgia Tech	86 67	144	H	Virginia Tech	52 62	
14	N	Purdue	53 67					100	A	Virginia	73 68	158	H	Campbell	84 68	
15	A	North Carolina	56 76					100	H	Virginia	64 69	198	H	Clemson	64 74	
20	A	Florida St.	80 72									199	H	Seton Hall	64 63	
												219	H	Coppin St.	82 75	
												286	H	UNC Wilmington	60 59	
												292	H	Nevada	77 54	
												296	H	Florida A&M	80 60	
												327	H	Charleston So.	77 57	
LAST 12 Division I GAMES:																
12	N	Maryland	81 92	5	A	Duke	70 81									
99	N	Georgia Tech	86 67	15	A	North Carolina	56 76									
12	A	Maryland	61 88	121	H	Boston College	61 59									
144	H	Virginia Tech	52 62	12	H	Maryland	63 73									
100	A	Virginia	73 68	112	A	North Carolina St.	55 64									
99	H	Georgia Tech	64 82	99	A	Georgia Tech	82 89									

Non-Div I Games:

Wake Forest

■ Loss,
■ Non-Conf,
■ S Site,
■ H Home
■ A Away
N Neutral

Average RPI Win:	170	WON-LOST	WINNING	LAST 12	STRENGTH OF	OPP. STRENGTH	TEAM	ADJ.	CONF.	ADJ CONF.
Average RPI Loss:	66	RECORD	PCT. RANK	GAMES	SCHEDULE	OF SCHEDULE	RPI	RPI	RPI	RPI
DIV. I ONLY	20- 11	86	6- 6	168	38	86	86	6	6	
DIV. I NON-CONF.	8- 3	61	0- 0	151	48	64	64	5	5	
TOTALS	RPI 1-25	RPI 26-50	W-L RECORDS	RPI 51-100	RPI 101-150	RPI 150+				
20- 11	0- 6	2- 0	OVERALL	0- 1	4- 2	14- 2				
10- 4	0- 3	2- 0	HOME	0- 0	2- 0	6- 1				
9- 6	0- 2	0- 0	AWAY	0- 1	2- 2	7- 1				
1- 1	0- 1	0- 0	NEUTRAL	0- 0	0- 0	1- 0				
8- 3	0- 0	2- 0	NON-CONFERENCE	0- 1	3- 0	3- 2				
4- 1	0- 0	2- 0	HOME	0- 0	1- 0	1- 1				
4- 2	0- 0	0- 0	AWAY	0- 1	2- 0	2- 1				
0- 0	0- 0	0- 0	NEUTRAL	0- 0	0- 0	0- 0				
12- 8	0- 6	0- 0	CONFERENCE	0- 0	1- 2	11- 0				
6- 3	0- 3	0- 0	HOME	0- 0	1- 0	5- 0				
5- 4	0- 2	0- 0	AWAY	0- 0	0- 2	5- 0				
1- 1	0- 1	0- 0	NEUTRAL	0- 0	0- 0	1- 0				

RPI S	Opponent	Score	RPI S	Opponent	Score	RPI S	Opponent	Score	RPI S	Opponent	Score
3	H Stanford	36 71	45	H San Diego St.	59 58	99	A Georgia Tech	44 52	105	A Utah	48 60
9	H California	50 78	49	H St. Mary's (CA)	70 68				109	A Southern California	72 81
11	A UCLA	68 85							109	H Southern California	61 58
11	H UCLA	61 65							119	A Seattle	77 75
25	A Colorado	61 68							124	A Wisconsin	60 55
25	N Colorado	59 70							131	H Idaho	62 48
									152	A Washington St.	79 72
									152	H Washington St.	60 53
									155	H UC Santa Barbara	46 54
									160	A Arizona St.	74 61
									160	H Arizona St.	77 74
									171	A Long Beach St.	62 71
									177	A Arizona	74 65
									177	H Arizona	76 65
									192	A Oregon St.	49 44
									192	H Oregon St.	81 77
									208	A Portland	64 44
									209	A UC Davis	81 56
									259	A Oregon	97 71
									259	H Oregon	66 53
									259	N Oregon	69 62
									271	H Pepperdine	70 51
LAST 12 Division I GAMES:											
25	N Colorado	59 70	192	A Oregon St.	49 44						
259	N Oregon	69 62	259	A Oregon	97 71						
9	H California	50 78	109	H Southern California	61 58						
3	H Stanford	36 71	11	H UCLA	61 65						
25	A Colorado	61 68	160	A Arizona St.	74 61						
105	A Utah	48 60	177	A Arizona	74 65						

Non-Div I Games:

Washington

■ Loss,
 ■ Non-Conf,
 ■ S Site,
 ■ Home
 ■ A Away
 N Neutral

Average RPI Win:	138	WON-LOST	WINNING	LAST 12	STRENGTH OF	OPP. STRENGTH	TEAM	ADJ.	CONF.	ADJ CONF.
Average RPI Loss:	88	RECORD	PCT. RANK	GAMES	SCHEDULE	OF SCHEDULE	RPI	RPI	RPI	RPI
DIV. I ONLY	11- 20	258	5- 7	50	42	152	152	6	6	
DIV. I NON-CONF.	4- 7	233	0- 0	11	51	97	97	5	5	
TOTALS	RPI 1-25	RPI 26-50	W-L RECORDS	RPI 51-100	RPI 101-150	RPI 150+				
11- 20	0- 7	1- 1	OVERALL	2- 5	1- 3	7- 4				
6- 7	0- 3	0- 0	HOME	2- 1	1- 1	3- 2				
4- 11	0- 3	1- 1	AWAY	0- 3	0- 2	3- 2				
1- 2	0- 1	0- 0	NEUTRAL	0- 1	0- 0	1- 0				
4- 7	0- 1	1- 1	NON-CONFERENCE	2- 3	0- 1	1- 1				
3- 1	0- 0	0- 0	HOME	2- 0	0- 1	1- 0				
1- 5	0- 1	1- 1	AWAY	0- 2	0- 0	0- 1				
0- 1	0- 0	0- 0	NEUTRAL	0- 1	0- 0	0- 0				
7- 13	0- 6	0- 0	CONFERENCE	0- 2	1- 2	6- 3				
3- 6	0- 3	0- 0	HOME	0- 1	1- 0	2- 2				
3- 6	0- 2	0- 0	AWAY	0- 1	0- 2	3- 1				
1- 1	0- 1	0- 0	NEUTRAL	0- 0	0- 0	1- 0				

RPI 1-25				RPI 26-50				RPI 51-100				RPI 101+ Team's RPI: 152			
RPI	S	Opponent	Score	RPI	S	Opponent	Score	RPI	S	Opponent	Score	RPI	S	Opponent	Score
3	H	Stanford	50 72	31	A	Gonzaga	57 51	61	N	South Dakota St.	56 65	105	A	Utah	47 59
3	N	Stanford	60 79	33	A	Syracuse	51 64	64	H	Ohio St.	62 55	109	A	Southern California	59 61
9	H	California	60 73					73	H	BYU	67 52	109	H	Southern California	57 54
11	A	UCLA	52 78					76	A	Fresno St.	59 82	124	H	Wisconsin	44 52
11	H	UCLA	65 80					84	A	Minnesota	83 87	160	A	Arizona St.	54 43
22	A	Louisville	39 75					86	A	Washington	53 60	160	H	Arizona St.	77 65
25	A	Colorado	45 59					86	H	Washington	72 79	160	N	Arizona St.	48 41
LAST 12 Division I GAMES:															
		3 N Stanford	60 79			259 A Oregon	60 65								
		160 N Arizona St.	48 41			192 A Oregon St.	51 49								
		3 H Stanford	50 72			11 H UCLA	65 80								
		9 H California	60 73			109 H Southern California	57 54								
		105 A Utah	47 59			177 A Arizona	60 50								
		25 A Colorado	45 59			160 A Arizona St.	54 43								

Non-Div I Games:

Washington St.

Average RPI Win:	0	WON-LOST	WINNING	LAST 12	STRENGTH OF	OPP. STRENGTH	TEAM	ADJ.	CONF.	ADJ CONF.
Average RPI Loss:	160	RECORD	PCT. RANK	GAMES	SCHEDULE	OF SCHEDULE	RPI	RPI	RPI	RPI
DIV. I ONLY	0- 29	344	0- 12	137	213	335	335	16	16	
DIV. I NON-CONF.	0- 9	337	0- 0	72	279	306	306	13	13	
TOTALS	RPI 1-25	RPI 26-50	W-L RECORDS	RPI 51-100	RPI 101-150	RPI 150+				
0- 29	0- 0	0- 1	OVERALL	0- 8	0- 7	0- 13				
0- 13	0- 0	0- 0	HOME	0- 3	0- 4	0- 6				
0- 16	0- 0	0- 1	AWAY	0- 5	0- 3	0- 7				
0- 0	0- 0	0- 0	NEUTRAL	0- 0	0- 0	0- 0				
0- 9	0- 0	0- 1	NON-CONFERENCE	0- 2	0- 1	0- 5				
0- 3	0- 0	0- 0	HOME	0- 0	0- 1	0- 2				
0- 6	0- 0	0- 1	AWAY	0- 2	0- 0	0- 3				
0- 0	0- 0	0- 0	NEUTRAL	0- 0	0- 0	0- 0				
0- 20	0- 0	0- 0	CONFERENCE	0- 6	0- 6	0- 8				
0- 10	0- 0	0- 0	HOME	0- 3	0- 3	0- 4				
0- 10	0- 0	0- 0	AWAY	0- 3	0- 3	0- 4				
0- 0	0- 0	0- 0	NEUTRAL	0- 0	0- 0	0- 0				

RPI S	Opponent	Score	RPI S	Opponent	Score	RPI S	Opponent	Score	RPI S	Opponent	Score	Team's RPI: 335
			38	A Oklahoma St.	49 101	63	A Montana	43 90	105	H Utah	47 73	
						63	H Montana	53 61	115	A Sacramento St.	60 103	
						73	A BYU	55 80	115	H Sacramento St.	57 63	
						74	A Wyoming	62 77	132	A Idaho St.	37 68	
						92	A Northern Colo.	48 69	132	H Idaho St.	45 69	
						92	H Northern Colo.	47 65	150	A Montana St.	65 69	
						96	A Eastern Wash.	53 70	150	H Montana St.	37 67	
						96	H Eastern Wash.	60 88	157	H Army	58 77	
									177	A Arizona	49 81	
									183	A New Mexico	44 67	
									221	A Southern Utah	54 72	
									221	H Southern Utah	61 74	
									229	A Portland St.	73 79	
									229	H Portland St.	60 74	
									242	A North Dakota	49 73	
									242	H North Dakota	51 56	
									275	H Boise St.	56 70	
									283	A Northern Ariz.	55 76	
									283	H Northern Ariz.	49 65	
									299	A Utah Valley	56 68	
LAST 12 Division I GAMES:												
			96	A Eastern Wash.	53 70	63	A Montana	43 90				
			229	A Portland St.	73 79	221	A Southern Utah	54 72				
			283	H Northern Ariz.	49 65	92	H Northern Colo.	47 65				
			115	H Sacramento St.	57 63	242	H North Dakota	51 56				
			132	A Idaho St.	37 68	63	H Montana	53 61				
			150	A Montana St.	65 69	150	H Montana St.	37 67				

Non-Div I Games:

Weber St.

West Virginia

Through Games Of Sunday, March 17, 2013

Average RPI Win:	127	WON-LOST	WINNING	LAST 12	STRENGTH OF	OPP. STRENGTH	TEAM	ADJ.	CONF.	ADJ CONF.
Average RPI Loss:	40	RECORD	PCT. RANK	GAMES	SCHEDULE	OF SCHEDULE	RPI	RPI	RPI	RPI
DIV. I ONLY	17- 13	124	6- 6	22	11	55	55	1	1	
DIV. I NON-CONF.	8- 3	61	0- 0	84	75	68	68	1	1	
TOTALS	RPI 1-25	RPI 26-50	W-L RECORDS	RPI 51-100	RPI 101-150	RPI 150+				
17- 13	1- 3	2- 8	OVERALL	6- 1	2- 1	6- 0				
9- 6	0- 2	1- 3	HOME	2- 1	2- 0	4- 0				
7- 4	1- 1	1- 2	AWAY	4- 0	0- 1	1- 0				
1- 3	0- 0	0- 3	NEUTRAL	0- 0	0- 0	1- 0				
8- 3	0- 0	0- 3	NON-CONFERENCE	3- 0	1- 0	4- 0				
5- 1	0- 0	0- 1	HOME	1- 0	1- 0	3- 0				
2- 0	0- 0	0- 0	AWAY	2- 0	0- 0	0- 0				
1- 2	0- 0	0- 2	NEUTRAL	0- 0	0- 0	1- 0				
9- 10	1- 3	2- 5	CONFERENCE	3- 1	1- 1	2- 0				
4- 5	0- 2	1- 2	HOME	1- 1	1- 0	1- 0				
5- 4	1- 1	1- 2	AWAY	2- 0	0- 1	1- 0				
0- 1	0- 0	0- 1	NEUTRAL	0- 0	0- 0	0- 0				

RPI 1-25			RPI 26-50			RPI 51-100			Team's RPI: 55	RPI 101+		
RPI	S	Opponent	Score	RPI	S	Opponent	Score	RPI	S	Opponent	Score	
1	A	Baylor	58 76	30	A	Oklahoma	68 71	57	A	Boston U.	60 57	116
1	H	Baylor	49 80	30	H	Oklahoma	82 63	58	A	Kansas	72 56	125
24	A	Iowa St.	68 66	30	N	Oklahoma	64 65	58	H	Kansas	59 60	125
24	H	Iowa St.	49 53	34	N	LSU	63 71	62	A	Kansas St.	66 52	188
				36	H	Duquesne	54 62	62	H	Kansas St.	66 57	188
				38	A	Oklahoma St.	67 61	81	H	Youngstown St.	90 57	215
				38	H	Oklahoma St.	54 64	100	A	Virginia	54 47	255
				44	N	Iowa	70 79					270
				48	A	Texas Tech	63 76					286
				48	H	Texas Tech	73 77					
LAST 12 Division I GAMES:												
				30	N	Oklahoma	64 65	38	H	Oklahoma St.	54 64	
				125	A	Texas	45 58	58	A	Kansas	72 56	
				1	H	Baylor	49 80	48	A	Texas Tech	63 76	
				62	H	Kansas St.	66 57	30	H	Oklahoma	82 63	
				188	A	TCU	66 56	38	A	Oklahoma St.	67 61	
				24	A	Iowa St.	68 66	24	H	Iowa St.	49 53	

Non-Div I Games:

West Virginia

■ Loss,
■ Non-Conf,
■ S Site,
■ H Home
■ A Away
N Neutral

Average RPI Win:	313	WON-LOST	WINNING	LAST 12	STRENGTH OF	OPP. STRENGTH	TEAM	ADJ.	CONF.	ADJ CONF.
Average RPI Loss:	183	RECORD	PCT. RANK	GAMES	SCHEDULE	OF SCHEDULE	RPI	RPI	RPI	RPI
DIV. I ONLY	7- 23	310	2- 10	309	297	322	322	22	22	
DIV. I NON-CONF.	2- 7	301	0- 0	332	304	335	335	26	26	
TOTALS	RPI 1-25	RPI 26-50	W-L RECORDS	RPI 51-100	RPI 101-150	RPI 150+				
7- 23	0- 1	0- 2	OVERALL	0- 2	0- 4	7- 14				
4- 10	0- 0	0- 1	HOME	0- 1	0- 2	4- 6				
3- 12	0- 1	0- 1	AWAY	0- 1	0- 2	3- 7				
0- 1	0- 0	0- 0	NEUTRAL	0- 0	0- 0	0- 1				
2- 7	0- 1	0- 0	NON-CONFERENCE	0- 0	0- 0	2- 6				
1- 3	0- 0	0- 0	HOME	0- 0	0- 0	1- 3				
1- 4	0- 1	0- 0	AWAY	0- 0	0- 0	1- 3				
0- 0	0- 0	0- 0	NEUTRAL	0- 0	0- 0	0- 0				
5- 16	0- 0	0- 2	CONFERENCE	0- 2	0- 4	5- 8				
3- 7	0- 0	0- 1	HOME	0- 1	0- 2	3- 3				
2- 8	0- 0	0- 1	AWAY	0- 1	0- 2	2- 4				
0- 1	0- 0	0- 0	NEUTRAL	0- 0	0- 0	0- 1				

RPI 1-25				RPI 26-50				RPI 51-100				RPI 101+ Team's RPI: 322			
RPI	S	Opponent	Score	RPI	S	Opponent	Score	RPI	S	Opponent	Score	RPI	S	Opponent	Score
17	A	South Carolina	44 66	37	A	Chattanooga	39 81	88	A	Davidson	46 72	116	A	Appalachian St.	46 77
				37	H	Chattanooga	43 70	88	H	Davidson	56 65	116	H	Appalachian St.	32 63
												134	A	Elon	51 60
												134	H	Elon	48 64
												158	H	Campbell	40 55
												166	H	Tennessee Tech	56 61
												173	A	Col. of Charleston	47 70
												173	H	Col. of Charleston	61 73
												230	A	Samford	41 47
												230	H	Samford	38 47
												250	A	Georgia St.	45 64
												252	A	Furman	88 83
												252	H	Furman	45 46
												270	H	USC Upstate	48 51
												289	A	Coastal Caro.	42 56
												305	A	Ga. Southern	50 52
												305	H	Ga. Southern	63 52
												305	N	Ga. Southern	51 68
												314	A	UNC Greensboro	60 49
												314	H	UNC Greensboro	47 44
												324	A	Wofford	50 54
												324	H	Wofford	54 40
												327	A	Charleston So.	61 69
												339	H	N.C. Central	67 55
												341	A	UNC Asheville	58 45
LAST 12 Division I GAMES:															
305	N	Ga. Southern	51 68	305	H	Ga. Southern	63 52								
88	A	Davidson	46 72	324	A	Wofford	50 54								
173	H	Col. of Charleston	61 73	252	H	Furman	45 46								
230	A	Samford	41 47	134	A	Elon	51 60								
37	A	Chattanooga	39 81	314	A	UNC Greensboro	60 49								
116	H	Appalachian St.	32 63	88	H	Davidson	56 65								

Non-Div I Games:

Western Caro.

■ Loss,
■ Non-Conf,
■ S Site,
■ Home
■ A Away
N Neutral

Average RPI Win:	245	WON-LOST	WINNING	LAST 12	STRENGTH OF	OPP. STRENGTH	TEAM	ADJ.	CONF.	ADJ CONF.
Average RPI Loss:	183	RECORD	PCT. RANK	GAMES	SCHEDULE	OF SCHEDULE	RPI	RPI	RPI	RPI
DIV. I ONLY	12- 16	207	4- 8	293	236	254	254	23	23	
DIV. I NON-CONF.	6- 7	182	0- 2	262	283	208	208	21	21	
TOTALS	RPI 1-25	RPI 26-50	W-L RECORDS	RPI 51-100	RPI 101-150	RPI 150+				
12- 16	0- 1	0- 0	OVERALL	0- 3	1- 0	11- 12				
8- 4	0- 0	0- 0	HOME	0- 1	1- 0	7- 3				
4- 11	0- 1	0- 0	AWAY	0- 2	0- 0	4- 8				
0- 1	0- 0	0- 0	NEUTRAL	0- 0	0- 0	0- 1				
6- 7	0- 1	0- 0	NON-CONFERENCE	0- 1	1- 0	5- 5				
5- 0	0- 0	0- 0	HOME	0- 0	1- 0	4- 0				
1- 7	0- 1	0- 0	AWAY	0- 1	0- 0	1- 5				
0- 0	0- 0	0- 0	NEUTRAL	0- 0	0- 0	0- 0				
6- 9	0- 0	0- 0	CONFERENCE	0- 2	0- 0	6- 7				
3- 4	0- 0	0- 0	HOME	0- 1	0- 0	3- 3				
3- 4	0- 0	0- 0	AWAY	0- 1	0- 0	3- 3				
0- 1	0- 0	0- 0	NEUTRAL	0- 0	0- 0	0- 1				

RPI 1-25				RPI 26-50				RPI 51-100				RPI 101+ Team's RPI: 254			
RPI	S	Opponent	Score	RPI	S	Opponent	Score	RPI	S	Opponent	Score	RPI	S	Opponent	Score
24	A	Iowa St.	65 84					61	A	South Dakota St.	51 86	136	H	Eastern Ill.	70 68
								61	H	South Dakota St.	52 61	151	A	IUPUI	36 55
								97	A	Missouri	61 70	151	H	IUPUI	55 61
												169	H	Bradley	92 81
												178	A	Loyola Chicago	65 61
												182	A	South Dakota	67 71
												182	H	South Dakota	60 63
												189	A	SIU Edwardsville	58 68
												201	A	Saint Louis	44 55
												231	H	Valparaiso	69 55
												233	A	Neb. Omaha	55 63
												233	H	Neb. Omaha	71 44
												245	A	IPFW	49 80
												245	H	IPFW	73 54
												245 N	IPFW	101 106	
												269	A	North Dakota St.	85 83
												269	H	North Dakota St.	55 50
												276	A	Southeast Mo. St.	47 56
												285	A	UMKC	63 38
												285	H	UMKC	50 51
												293	A	Oakland	81 73
												293	H	Oakland	64 53
												343	A	Chicago St.	54 56
												343	H	Chicago St.	87 52
LAST 12 Division I GAMES:															
245 N	IPFW		101 106	269 H	North Dakota St.		55 50	293 A	Neb. Omaha		55 63	343 A	Chicago St.		54 56
293 H	Oakland		64 53	233 H	IUPUI		55 61	343 A	Chicago St.		54 56				
245 H	IPFW		73 54	285 H	UMKC		50 51								
182 A	South Dakota		67 71	182 H	South Dakota		60 63								
285 A	UMKC		63 38												
61 H	South Dakota St.		52 61												

Non-Div I Games: Clarke 85 35 William Woods 70 53

Western Ill.

Average RPI Win:	231	WON-LOST	WINNING	LAST 12	STRENGTH OF	OPP. STRENGTH	TEAM	ADJ.	CONF.	ADJ CONF.
Average RPI Loss:	102	RECORD	PCT. RANK	GAMES	SCHEDULE	OF SCHEDULE	RPI	RPI	RPI	RPI
DIV. I ONLY	21- 10	67	6- 6	196	177	101	101	12	12	
DIV. I NON-CONF.	7- 2	48	0- 0	265	286	121	121	14	14	
TOTALS	RPI 1-25	RPI 26-50	W-L RECORDS	RPI 51-100	RPI 101-150	RPI 150+				
21- 10	0- 0	0- 3	OVERALL	2- 2	1- 1	18- 4				
9- 5	0- 0	0- 2	HOME	1- 1	1- 0	7- 2				
10- 4	0- 0	0- 1	AWAY	1- 0	0- 1	9- 2				
2- 1	0- 0	0- 0	NEUTRAL	0- 1	0- 0	2- 0				
7- 2	0- 0	0- 1	NON-CONFERENCE	0- 1	0- 0	7- 0				
2- 2	0- 0	0- 1	HOME	0- 1	0- 0	2- 0				
4- 0	0- 0	0- 0	AWAY	0- 0	0- 0	4- 0				
1- 0	0- 0	0- 0	NEUTRAL	0- 0	0- 0	1- 0				
14- 8	0- 0	0- 2	CONFERENCE	2- 1	1- 1	11- 4				
7- 3	0- 0	0- 1	HOME	1- 0	1- 0	5- 2				
6- 4	0- 0	0- 1	AWAY	1- 0	0- 1	5- 2				
1- 1	0- 0	0- 0	NEUTRAL	0- 1	0- 0	1- 0				

RPI S	Opponent	Score	RPI S	Opponent	Score	RPI S	Opponent	Score	RPI S	Opponent	Score	Team's RPI: 101
29	H Vanderbilt	67 77	65	A UALR	78 69	114	A FIU	53 72				
42	A Middle Tenn.	57 79	65	H UALR	70 61	114	H FIU	62 56				
42	H Middle Tenn.	54 71	65	N UALR	54 74	162	A Arkansas St.	58 63				
			66	H Illinois St.	68 83	162	H Arkansas St.	74 78				
						167	A South Ala.	46 56				
						167	H South Ala.	59 65				
						168	H Northern Ky.	65 53				
						205	A Wright St.	84 67				
						222	A La.-Monroe	65 57				
						222	H La.-Monroe	65 63				
						224	A Fla. Atlantic	64 61				
						224	H Fla. Atlantic	86 68				
						227	A North Texas	76 62				
						227	H North Texas	82 80				
						240	A Murray St.	80 69				
						276	H Southeast Mo. St.	60 46				
						281	A La.-Lafayette	77 58				
						281	H La.-Lafayette	75 64				
						281	N La.-Lafayette	61 57				
						296	N Florida A&M	71 57				
						297	A Troy	84 81				
						297	H Troy	98 80				
						311	A Morehead St.	62 38				
						338	A Kent St.	59 53				
LAST 12 Division I GAMES:												
65	N UALR	54 74	114	A FIU	53 72							
281	N La.-Lafayette	61 57	224	A Fla. Atlantic	64 61							
42	H Middle Tenn.	54 71	162	H Arkansas St.	74 78							
167	H South Ala.	59 65	227	A North Texas	76 62							
281	A La.-Lafayette	77 58	297	H Troy	98 80							
222	H La.-Monroe	65 63	42	A Middle Tenn.	57 79							

Non-Div I Games:

Western Ky.

Average RPI Win:	244	WON-LOST	WINNING	LAST 12	STRENGTH OF	OPP. STRENGTH	TEAM	ADJ.	CONF.	ADJ CONF.
Average RPI Loss:	150	RECORD	PCT. RANK	GAMES	SCHEDULE	OF SCHEDULE	RPI	RPI	RPI	RPI
DIV. I ONLY	11- 20	258	5- 7	252	171	257	257	18	18	
DIV. I NON-CONF.	4- 9	263	0- 0	248	198	264	264	19	19	
TOTALS	RPI 1-25	RPI 26-50	W-L RECORDS	RPI 51-100	RPI 101-150	RPI 150+				
11- 20	0- 0	0- 5	OVERALL	0- 2	3- 3	8- 10				
6- 6	0- 0	0- 2	HOME	0- 1	3- 0	3- 3				
5- 12	0- 0	0- 3	AWAY	0- 0	0- 2	5- 7				
0- 2	0- 0	0- 0	NEUTRAL	0- 1	0- 1	0- 0				
4- 9	0- 0	0- 1	NON-CONFERENCE	0- 2	1- 2	3- 4				
3- 1	0- 0	0- 0	HOME	0- 1	1- 0	2- 0				
1- 7	0- 0	0- 1	AWAY	0- 0	0- 2	1- 4				
0- 1	0- 0	0- 0	NEUTRAL	0- 1	0- 0	0- 0				
7- 11	0- 0	0- 4	CONFERENCE	0- 0	2- 1	5- 6				
3- 5	0- 0	0- 2	HOME	0- 0	2- 0	1- 3				
4- 5	0- 0	0- 2	AWAY	0- 0	0- 0	4- 3				
0- 1	0- 0	0- 0	NEUTRAL	0- 0	0- 1	0- 0				

RPI S	Opponent	Score	RPI S	Opponent	Score	RPI S	Opponent	Score	RPI S	Opponent	Score	Team's RPI: 257
35	A Michigan	41 60	59	H Albany (NY)	54 68	108	H Bowling Green	55 54				
46	A Toledo	54 65	87	N Tulane	48 66	108	N Bowling Green	53 55				
46	H Toledo	42 75				113	H Akron	84 77				
50	A Central Mich.	58 72				118	A Detroit	57 97				
50	H Central Mich.	53 77				122	A Temple	41 68				
						133	H American	57 53				
						151	A IUPUI	67 75				
						174	H Miami (OH)	47 73				
						180	A Ball St.	46 60				
						180	H Ball St.	50 73				
						231	H Valparaiso	70 69				
						239	A Milwaukee	79 88				
						248	A Eastern Mich.	80 72				
						248	A Eastern Mich.	69 73				
						248	H Eastern Mich.	52 56				
						258	A Buffalo	44 63				
						283	A Northern Ariz.	78 67				
						284	A Northern Ill.	54 51				
						284	H Northern Ill.	58 50				
						293	A Oakland	70 73				
						298	A Ill.-Chicago	58 66				
						321	A Ohio	62 53				
						338	A Kent St.	58 40				
						343	H Chicago St.	80 38				
LAST 12 Division I GAMES:												
108	N Bowling Green	53 55	50	H Central Mich.	53 77							
248	A Eastern Mich.	80 72	321	A Ohio	62 53							
284	H Northern Ill.	58 50	108	H Bowling Green	55 54							
180	A Ball St.	46 60	338	A Kent St.	58 40							
46	H Toledo	42 75	46	A Toledo	54 65							
248	A Eastern Mich.	69 73	180	H Ball St.	50 73							

Non-Div I Games:

Western Mich.

Average RPI Win:	185	WON-LOST	WINNING	LAST 12	STRENGTH OF	OPP. STRENGTH	TEAM	ADJ.	CONF.	ADJ CONF.
Average RPI Loss:	74	RECORD	PCT. RANK	GAMES	SCHEDULE	OF SCHEDULE	RPI	RPI	RPI	RPI
DIV. I ONLY	24- 9	50	9- 3	86	112	54	54	10	10	
DIV. I NON-CONF.	6- 6	160	0- 0	57	98	123	123	9	9	
TOTALS	RPI 1-25	RPI 26-50	W-L RECORDS	RPI 51-100	RPI 101-150	RPI 150+				
24- 9	0- 1	1- 2	OVERALL	4- 4	5- 1	14- 1				
12- 3	0- 1	1- 0	HOME	2- 1	2- 0	7- 1				
9- 3	0- 0	0- 2	AWAY	1- 1	2- 0	6- 0				
3- 3	0- 0	0- 0	NEUTRAL	1- 2	1- 1	1- 0				
6- 6	0- 1	0- 1	NON-CONFERENCE	2- 3	0- 1	4- 0				
4- 2	0- 1	0- 0	HOME	1- 1	0- 0	3- 0				
2- 1	0- 0	0- 1	AWAY	1- 0	0- 0	1- 0				
0- 3	0- 0	0- 0	NEUTRAL	0- 2	0- 1	0- 0				
18- 3	0- 0	1- 1	CONFERENCE	2- 1	5- 0	10- 1				
8- 1	0- 0	1- 0	HOME	1- 0	2- 0	4- 1				
7- 2	0- 0	0- 1	AWAY	0- 1	2- 0	5- 0				
3- 0	0- 0	0- 0	NEUTRAL	1- 0	1- 0	1- 0				

RPI S	Opponent	Score	RPI S	Opponent	Score	RPI S	Opponent	Score	RPI S	Opponent	Score
21 H	Green Bay	42 63	34 A	LSU	70 72	62 H	Kansas St.	43 48	103 N	Richmond	46 49
			41 A	Creighton	46 56	66 A	Illinois St.	56 57	129 A	UNI	60 57
			41 H	Creighton	67 45	66 H	Illinois St.	66 54	129 H	UNI	57 47
						66 N	Illinois St.	69 65	129 N	UNI	75 71
						69 A	SMU	61 59	146 A	Indiana St.	63 53
						71 N	James Madison	58 63	146 H	Indiana St.	53 46
						92 H	Northern Colo.	51 35	162 A	Arkansas St.	60 51
						97 N	Missouri	44 49	169 A	Missouri St.	74 69
									169 A	Bradley	62 58
									169 H	Bradley	55 75
									169 H	Missouri St.	76 64
									225 A	Evansville	49 45
									225 H	Evansville	68 49
									243 H	UTSA	50 36
									266 A	Drake	74 65
									266 H	Drake	70 51
									266 N	Drake	73 58
									308 H	Grambling	62 44
									315 A	Southern Ill.	72 59
									315 H	Southern Ill.	80 55
									319 H	Ark.-Pine Bluff	81 43
LAST 12 Division I GAMES:											
			66 N	Illinois St.	69 65	315 H	Southern Ill.	80 55			
			129 N	UNI	75 71	225 H	Evansville	68 49			
			266 N	Drake	73 58	41 A	Creighton	46 56			
			169 A	Missouri St.	74 69	266 A	Drake	74 65			
			146 A	Indiana St.	63 53	169 H	Bradley	55 75			
			66 A	Illinois St.	56 57	129 H	UNI	57 47			

Non-Div I Games:

Wichita St.

Average RPI Win:	243	WON-LOST	WINNING	LAST 12	STRENGTH OF	OPP. STRENGTH	TEAM	ADJ.	CONF.	ADJ CONF.
Average RPI Loss:	160	RECORD	PCT. RANK	GAMES	SCHEDULE	OF SCHEDULE	RPI	RPI	RPI	RPI
DIV. I ONLY	7- 22	307	4- 8	149	217	282	282	14	14	
DIV. I NON-CONF.	1- 9	323	0- 0	156	333	309	309	15	15	
TOTALS	RPI 1-25	RPI 26-50	W-L RECORDS	RPI 51-100	RPI 101-150	RPI 150+				
7- 22	0- 1	0- 0	OVERALL	0- 6	1- 5	6- 10				
5- 6	0- 1	0- 0	HOME	0- 3	1- 1	4- 1				
1- 15	0- 0	0- 0	AWAY	0- 2	0- 4	1- 9				
1- 1	0- 0	0- 0	NEUTRAL	0- 1	0- 0	1- 0				
1- 9	0- 0	0- 0	NON-CONFERENCE	0- 1	0- 3	1- 5				
0- 2	0- 0	0- 0	HOME	0- 1	0- 1	0- 0				
0- 7	0- 0	0- 0	AWAY	0- 0	0- 2	0- 5				
1- 0	0- 0	0- 0	NEUTRAL	0- 0	0- 0	1- 0				
6- 13	0- 1	0- 0	CONFERENCE	0- 5	1- 2	5- 5				
5- 4	0- 1	0- 0	HOME	0- 2	1- 0	4- 1				
1- 8	0- 0	0- 0	AWAY	0- 2	0- 2	1- 4				
0- 1	0- 0	0- 0	NEUTRAL	0- 1	0- 0	0- 0				

RPI	S	Opponent	Score	RPI	S	Opponent	Score	RPI	S	Opponent	Score	RPI	S	Opponent	Score	Team's RPI: 282
18	H	Delaware	44 66					71	A	James Madison	52 82	102	A	Navy	64 69	
								71	H	James Madison	63 68	135	A	Old Dominion	64 75	
								82	H	East Carolina	62 68	135	H	Old Dominion	73 69	
								83	A	Drexel	47 62	138	A	N.C. A&T	78 85	
								83	H	Drexel	46 58	140	A	Hofstra	53 56	
								83	N	Drexel	31 65	143	H	Winthrop	70 81	
												154	A	George Washington	51 58	
												165	A	Northeastern	69 71	
												165	H	Northeastern	78 70	
												216	A	Radford	55 72	
												241	A	Pittsburgh	74 76	
												243	A	UTSA	50 76	
												250	A	Georgia St.	52 57	
												250	H	Georgia St.	79 73	
												265	A	Cornell	56 60	
												267	A	Towson	63 79	
												267	H	Towson	59 50	
												286	A	UNC Wilmington	63 61	
												286	H	UNC Wilmington	52 61	
												291	A	George Mason	56 57	
												291	H	George Mason	63 53	
												310	N	Austin Peay	88 76	
LAST 12 Division I GAMES:																
				83	N	Drexel	31 65	18	H	Delaware	44 66					
				291	H	George Mason	63 53	165	H	Northeastern	78 70					
				267	A	Towson	63 79	291	A	George Mason	56 57					
				250	H	Georgia St.	79 73	250	A	Georgia St.	52 57					
				83	A	Drexel	47 62	71	H	James Madison	63 68					
				135	A	Old Dominion	64 75	286	A	UNC Wilmington	63 61					

Non-Div I Games: Virginia Union 78 44

William & Mary

■ Loss,
 ■ Non-Conf,
 ■ S Site,
 ■ Home
 ■ A Away
 N Neutral

Winthrop

Through Games Of Sunday, March 17, 2013

Average RPI Win:	246	WON-LOST	WINNING	LAST 12	STRENGTH OF	OPP. STRENGTH	TEAM	ADJ.	CONF.	ADJ CONF.
Average RPI Loss:	138	RECORD	PCT. RANK	GAMES	SCHEDULE	OF SCHEDULE	RPI	RPI	RPI	RPI
DIV. I ONLY	19- 11	91	9- 3	289	231	143	143	27	27	
DIV. I NON-CONF.	5- 6	190	0- 0	295	134	198	198	28	28	
TOTALS	RPI 1-25	RPI 26-50	W-L RECORDS	RPI 51-100	RPI 101-150	RPI 150+				
19- 11	0- 0	0- 1	OVERALL	0- 3	4- 0	15- 7				
8- 2	0- 0	0- 0	HOME	0- 1	2- 0	6- 1				
10- 6	0- 0	0- 0	AWAY	0- 2	2- 0	8- 4				
1- 3	0- 0	0- 1	NEUTRAL	0- 0	0- 0	1- 2				
5- 6	0- 0	0- 1	NON-CONFERENCE	0- 1	0- 0	5- 4				
1- 0	0- 0	0- 0	HOME	0- 0	0- 0	1- 0				
3- 4	0- 0	0- 0	AWAY	0- 1	0- 0	3- 3				
1- 2	0- 0	0- 1	NEUTRAL	0- 0	0- 0	1- 1				
14- 5	0- 0	0- 0	CONFERENCE	0- 2	4- 0	10- 3				
7- 2	0- 0	0- 0	HOME	0- 1	2- 0	5- 1				
7- 2	0- 0	0- 0	AWAY	0- 1	2- 0	5- 1				
0- 1	0- 0	0- 0	NEUTRAL	0- 0	0- 0	0- 1				

RPI S	Opponent	Score	RPI S	Opponent	Score	RPI S	Opponent	Score	RPI S	Opponent	Score	Team's RPI: 143
			31 N	Gonzaga	66 80	60 A	Liberty	54 69	141 A	High Point	67 62	
						60 H	Liberty	57 90	141 H	High Point	78 61	
						64 A	Ohio St.	53 78	142 A	Presbyterian	77 42	
									142 H	Presbyterian	78 50	
									158 A	Campbell	76 53	
									158 H	Campbell	69 84	
									159 A	South Carolina St.	52 62	
									169 A	Bradley	64 80	
									173 A	Col. of Charleston	63 61	
									192 N	Oregon St.	64 68	
									196 N	Mississippi St.	61 59	
									201 A	Saint Louis	53 62	
									214 A	Longwood	74 79	
									214 H	Longwood	78 46	
									214 N	Longwood	67 79	
									216 H	Radford	67 62	
									282 A	William & Mary	81 70	
									289 A	Coastal Caro.	76 52	
									297 H	Troy	87 82	
									302 A	Gardner-Webb	60 55	
									302 H	Gardner-Webb	62 54	
									327 A	Charleston So.	73 65	
									327 H	Charleston So.	85 65	
									339 A	N.C. Central	63 44	
									341 A	UNC Asheville	65 59	
									341 H	UNC Asheville	100 56	
LAST 12 Division I GAMES:												
			214 N	Longwood	67 79	60 A	Liberty	54 69				
			341 H	UNC Asheville	100 56	158 H	Campbell	69 84				
			302 H	Gardner-Webb	62 54	327 A	Charleston So.	73 65				
			216 H	Radford	67 62	142 A	Presbyterian	77 42				
			214 H	Longwood	78 46	158 A	Campbell	76 53				
			141 A	High Point	67 62	289 A	Coastal Caro.	76 52				

Non-Div I Games: Saint Augustine's 83 74

Winthrop

■ Loss,
 ■ Non-Conf, S Site,
 ■ Home
 ■ Away
 N Neutral

Average RPI Win:	153	WON-LOST	WINNING	LAST 12	STRENGTH OF	OPP. STRENGTH	TEAM	ADJ.	CONF.	ADJ CONF.
Average RPI Loss:	50	RECORD	PCT. RANK	GAMES	SCHEDULE	OF SCHEDULE	RPI	RPI	RPI	RPI
DIV. I ONLY	12- 19	231	3- 9	33	15	124	124	2	2	
DIV. I NON-CONF.	8- 5	114	0- 0	138	47	95	95	2	2	
<hr/>										
TOTALS	RPI 1-25	RPI 26-50	W-L RECORDS	RPI 51-100	RPI 101-150	RPI 150+				
12- 19	1- 7	0- 4	OVERALL	3- 6	1- 2	7- 0				
9- 6	1- 2	0- 1	HOME	2- 3	1- 0	5- 0				
1- 12	0- 4	0- 3	AWAY	0- 3	0- 2	1- 0				
2- 1	0- 1	0- 0	NEUTRAL	1- 0	0- 0	1- 0				
8- 5	0- 1	0- 1	NON-CONFERENCE	1- 2	1- 1	6- 0				
6- 1	0- 0	0- 0	HOME	1- 1	1- 0	4- 0				
1- 4	0- 1	0- 1	AWAY	0- 1	0- 1	1- 0				
1- 0	0- 0	0- 0	NEUTRAL	0- 0	0- 0	1- 0				
4- 14	1- 6	0- 3	CONFERENCE	2- 4	0- 1	1- 0				
3- 5	1- 2	0- 1	HOME	1- 2	0- 0	1- 0				
0- 8	0- 3	0- 2	AWAY	0- 2	0- 1	0- 0				
1- 1	0- 1	0- 0	NEUTRAL	1- 0	0- 0	0- 0				

RPI 1-25				RPI 26-50				RPI 51-100				RPI 101+ Team's RPI: 124			
RPI	S	Opponent	Score	RPI	S	Opponent	Score	RPI	S	Opponent	Score	RPI	S	Opponent	Score
6	A	Penn St.	40 84	31	A	Gonzaga	53 62	51	A	Miami (FL)	44 67	104	A	Northwestern	52 54
6	H	Penn St.	63 61	35	A	Michigan	43 54	64	A	Ohio St.	59 65	136	H	Eastern Ill.	76 47
14	H	Purdue	48 58	44	A	Iowa	60 71	64	H	Ohio St.	68 49	144	A	Virginia Tech	38 47
14	N	Purdue	62 74	44	H	Iowa	56 65	68	H	Marquette	71 68	152	A	Washington St.	52 44
16	A	Nebraska	52 70					80	A	Illinois	53 60	175	H	Alabama	69 50
16	H	Nebraska	53 55					80	H	Illinois	56 64	191	H	Indiana	65 53
21	A	Green Bay	38 53					80	N	Illinois	58 57	224	H	Fla. Atlantic	82 73
23	A	Michigan St.	48 54					84	H	Minnesota	55 60	225	H	Evansville	73 55
								86	H	Washington	55 60	239	H	Milwaukee	74 56
												273	N	Delaware St.	83 54
<hr/>															
LAST 12 Division I GAMES:															
				14	N	Purdue	62 74	14	H	Purdue	48 58				
				80	N	Illinois	58 57	191	H	Indiana	65 53				
				23	A	Michigan St.	48 54	64	A	Ohio St.	59 65				
				16	H	Nebraska	53 55	80	H	Illinois	56 64				
				104	A	Northwestern	52 54	6	H	Penn St.	63 61				
				80	A	Illinois	53 60	44	A	Iowa	60 71				

Non-Div I Games:

Wisconsin

■ Loss,
 ■ Non-Conf,
 ■ S Site,
 ■ H Home
 ■ A Away
 N Neutral

Average RPI Win:	282	WON-LOST	WINNING	LAST 12	STRENGTH OF	OPP. STRENGTH	TEAM	ADJ.	CONF.	ADJ CONF.
Average RPI Loss:	192	RECORD	PCT. RANK	GAMES	SCHEDULE	OF SCHEDULE	RPI	RPI	RPI	RPI
DIV. I ONLY	8- 21	293	2- 10	337	274	324	324	22	22	
DIV. I NON-CONF.	5- 3	112	0- 0	345	266	284	284	26	26	
TOTALS	RPI 1-25	RPI 26-50	W-L RECORDS	RPI 51-100	RPI 101-150	RPI 150+				
8- 21	0- 0	0- 2	OVERALL	0- 2	0- 5	8- 12				
4- 8	0- 0	0- 1	HOME	0- 1	0- 2	4- 4				
3- 12	0- 0	0- 1	AWAY	0- 1	0- 3	3- 7				
1- 1	0- 0	0- 0	NEUTRAL	0- 0	0- 0	1- 1				
5- 3	0- 0	0- 0	NON-CONFERENCE	0- 0	0- 1	5- 2				
1- 1	0- 0	0- 0	HOME	0- 0	0- 0	1- 1				
3- 2	0- 0	0- 0	AWAY	0- 0	0- 1	3- 1				
1- 0	0- 0	0- 0	NEUTRAL	0- 0	0- 0	1- 0				
3- 18	0- 0	0- 2	CONFERENCE	0- 2	0- 4	3- 10				
3- 7	0- 0	0- 1	HOME	0- 1	0- 2	3- 3				
0- 10	0- 0	0- 1	AWAY	0- 1	0- 2	0- 6				
0- 1	0- 0	0- 0	NEUTRAL	0- 0	0- 0	0- 1				

RPI S	Opponent	Score	RPI S	Opponent	Score	RPI S	Opponent	Score	RPI S	Opponent	Score	Team's RPI: 324
37	A Chattanooga	54 68	37	H Chattanooga	44 63	88	A Davidson	54 67	112	A North Carolina St.	45 85	
						88	H Davidson	45 58	116	A Appalachian St.	50 77	
									116	H Appalachian St.	65 68	
									134	A Elon	58 62	
									134	H Elon	57 67	
									173	A Col. of Charleston	60 69	
									173	H Col. of Charleston	56 55	
									175	A Alabama	58 52	
									199	A Seton Hall	53 57	
									230	A Samford	46 52	
									230	H Samford	45 59	
									230 N	Samford	55 59	
									252	A Furman	61 70	
									252	H Furman	75 57	
									302	H Gardner-Webb	57 62	
									305	A Ga. Southern	58 61	
									305	H Ga. Southern	59 68	
									314	A UNC Greensboro	50 68	
									314	H UNC Greensboro	75 87	
									322	A Western Caro.	40 54	
									322	H Western Caro.	54 50	
									326 N	Maine	79 76	
									329	H Kennesaw St.	66 49	
									339	A N.C. Central	50 39	
									341	A UNC Asheville	58 54	
LAST 12 Division I GAMES:												
230 N	Samford	55 59	88	A Davidson	54 67							
314	A UNC Greensboro	50 68	116	A Appalachian St.	50 77							
252	H Furman	75 57	322	H Western Caro.	54 50							
173	A Col. of Charleston	60 69	37	H Chattanooga	44 63							
305	H Ga. Southern	59 68	230	H Samford	45 59							
134	A Elon	58 62	314	H UNC Greensboro	75 87							

Non-Div I Games:

Wofford

■ Loss,
■ Non-Conf,
■ S Site,
■ H Home
■ A Away
N Neutral

Average RPI Win:	224	WON-LOST	WINNING	LAST 12	STRENGTH OF	OPP. STRENGTH	TEAM	ADJ.	CONF.	ADJ CONF.
Average RPI Loss:	132	RECORD	PCT. RANK	GAMES	SCHEDULE	OF SCHEDULE	RPI	RPI	RPI	RPI
DIV. I ONLY	11- 18	238	3- 9	115	189	205	205	13	13	
DIV. I NON-CONF.	5- 7	211	0- 0	73	245	164	164	12	12	
TOTALS	RPI 1-25	RPI 26-50	W-L RECORDS	RPI 51-100	RPI 101-150	RPI 150+				
11- 18	0- 3	0- 0	OVERALL	0- 3	1- 6	10- 6				
6- 8	0- 2	0- 0	HOME	0- 1	0- 3	6- 2				
5- 10	0- 1	0- 0	AWAY	0- 2	1- 3	4- 4				
0- 0	0- 0	0- 0	NEUTRAL	0- 0	0- 0	0- 0				
5- 7	0- 1	0- 0	NON-CONFERENCE	0- 1	1- 3	4- 2				
3- 3	0- 1	0- 0	HOME	0- 0	0- 2	3- 0				
2- 4	0- 0	0- 0	AWAY	0- 1	1- 1	1- 2				
0- 0	0- 0	0- 0	NEUTRAL	0- 0	0- 0	0- 0				
6- 11	0- 2	0- 0	CONFERENCE	0- 2	0- 3	6- 4				
3- 5	0- 1	0- 0	HOME	0- 1	0- 1	3- 2				
3- 6	0- 1	0- 0	AWAY	0- 1	0- 2	3- 2				
0- 0	0- 0	0- 0	NEUTRAL	0- 0	0- 0	0- 0				

RPI 1-25				RPI 26-50				RPI 51-100				RPI 101+ Team's RPI: 205			
RPI	S	Opponent	Score	RPI	S	Opponent	Score	RPI	S	Opponent	Score	RPI	S	Opponent	Score
13	H	Dayton	73 95					64	A	Ohio St.	52 82	101	H	Western Ky.	67 84
21	A	Green Bay	44 71					81	A	Youngstown St.	54 64	107	H	Saint Francis (PA)	81 98
21	H	Green Bay	48 70					81	H	Youngstown St.	47 66	113	A	Akron	73 71
												118	A	Detroit	66 73
												118	A	Detroit	56 72
												118	H	Detroit	76 86
												128	A	Memphis	68 109
												151	H	IUPUI	75 71
												174	A	Miami (OH)	54 72
												178	A	Loyola Chicago	67 56
												178	H	Loyola Chicago	70 79
												212	A	Xavier	66 65
												231	A	Valparaiso	83 78
												231	H	Valparaiso	67 66
												239	A	Milwaukee	71 61
												239	H	Milwaukee	61 74
												246	A	Cleveland St.	63 68
												246	H	Cleveland St.	61 53
												258	H	Buffalo	66 51
												276	A	Southeast Mo. St.	66 78
												298	A	Ill.-Chicago	78 81
												298	H	Ill.-Chicago	59 51
												311	H	Morehead St.	53 46
LAST 12 Division I GAMES:															
118	A	Detroit	56 72	178	H	Loyola Chicago	70 79								
246	H	Cleveland St.	61 53	118	A	Detroit	66 73								
81	A	Youngstown St.	54 64	246	A	Cleveland St.	63 68								
231	A	Valparaiso	83 78	81	H	Youngstown St.	47 66								
239	H	Milwaukee	61 74	231	H	Valparaiso	67 66								
298	A	Ill.-Chicago	78 81	21	H	Green Bay	48 70								

Non-Div I Games: Urbana 78 61

Wright St.

Loss, Non-Conf, S Site, H Home A Away N Neutral

Wyoming

Through Games Of Sunday, March 17, 2013

Average RPI Win:	221	WON-LOST	WINNING	LAST 12	STRENGTH OF	OPP. STRENGTH	TEAM	ADJ.	CONF.	ADJ CONF.
Average RPI Loss:	93	RECORD	PCT. RANK	GAMES	SCHEDULE	OF SCHEDULE	RPI	RPI	RPI	RPI
DIV. I ONLY	23- 7	37	9- 3	238	141	74	74	17	17	
DIV. I NON-CONF.	10- 2	28	0- 0	218	104	48	48	16	16	
TOTALS	RPI 1-25	RPI 26-50	W-L RECORDS	RPI 51-100	RPI 101-150	RPI 150+				
23- 7	0- 1	0- 2	OVERALL	2- 2	2- 1	19- 1				
12- 1	0- 0	0- 1	HOME	1- 0	1- 0	10- 0				
9- 5	0- 1	0- 1	AWAY	1- 1	1- 1	7- 1				
2- 1	0- 0	0- 0	NEUTRAL	0- 1	0- 0	2- 0				
10- 2	0- 1	0- 0	NON-CONFERENCE	1- 0	2- 1	7- 0				
5- 0	0- 0	0- 0	HOME	0- 0	1- 0	4- 0				
4- 2	0- 1	0- 0	AWAY	1- 0	1- 1	2- 0				
1- 0	0- 0	0- 0	NEUTRAL	0- 0	0- 0	1- 0				
13- 5	0- 0	0- 2	CONFERENCE	1- 2	0- 0	12- 1				
7- 1	0- 0	0- 1	HOME	1- 0	0- 0	6- 0				
5- 3	0- 0	0- 1	AWAY	0- 1	0- 0	5- 1				
1- 1	0- 0	0- 0	NEUTRAL	0- 1	0- 0	1- 0				

RPI 1-25				RPI 26-50				RPI 51-100				Team's RPI: 74	RPI 101+			
RPI	S	Opponent	Score	RPI	S	Opponent	Score	RPI	S	Opponent	Score		RPI	S	Opponent	Score
25	A	Colorado	59 68	45	A	San Diego St.	43 66	63	A	Montana	58 56		108	A	Bowling Green	69 79
				45	H	San Diego St.	51 57	76	A	Fresno St.	47 61		131	H	Idaho	86 53
								76	H	Fresno St.	78 71		150	A	Montana St.	68 60
								76	N	Fresno St.	62 63		172	H	Loyola Marymount	84 68
													180	A	Ball St.	64 61
													183	A	New Mexico	72 54
													183	H	New Mexico	72 50
													199	N	Seton Hall	55 45
													217	H	Denver	81 66
													220	A	Colorado St.	65 51
													220	H	Colorado St.	82 67
													220	N	Colorado St.	60 58
													248	H	Eastern Mich.	73 50
													260	A	UNLV	64 60
													260	H	UNLV	76 54
													271	A	Pepperdine	72 50
													275	A	Boise St.	68 70
													275	H	Boise St.	77 60
													292	A	Nevada	66 65
													292	H	Nevada	92 41
													323	A	Air Force	86 48
													323	H	Air Force	88 63
													335	H	Weber St.	77 62
LAST 12 Division I GAMES:																
				76	N	Fresno St.	62 63	45	H	San Diego St.	51 57					
				220	N	Colorado St.	60 58	76	A	Fresno St.	47 61					
				220	A	Colorado St.	65 51	292	A	Nevada	66 65					
				183	H	New Mexico	72 50	275	H	Boise St.	77 60					
				323	H	Air Force	88 63	220	H	Colorado St.	82 67					
				260	A	UNLV	64 60	183	A	New Mexico	72 54					

Non-Div I Games: South Dakota Mines 87 38

Wyoming

■ Loss,
 ■ Non-Conf, S Site,
 ■ Home
 ■ Away
 N Neutral

Average RPI Win: 224	WON-LOST	WINNING	LAST 12	STRENGTH OF	OPP. STRENGTH	TEAM	ADJ.	CONF.	ADJ CONF.
Average RPI Loss: 109	RECORD	PCT. RANK	GAMES	SCHEDULE	OF SCHEDULE	RPI	RPI	RPI	RPI
DIV. I ONLY	13- 16	196	7- 5	197	89	212	212	9	9
DIV. I NON-CONF.	6- 8	206	0- 0	215	110	246	246	8	8
TOTALS	RPI 1-25	RPI 26-50	W-L RECORDS	RPI 51-100	RPI 101-150	RPI 150+			
13- 16	0- 2	0- 3	OVERALL	0- 3	2- 4	11- 4			
8- 8	0- 1	0- 2	HOME	0- 1	1- 1	7- 3			
4- 7	0- 1	0- 1	AWAY	0- 2	1- 2	3- 1			
1- 1	0- 0	0- 0	NEUTRAL	0- 0	0- 1	1- 0			
6- 8	0- 1	0- 2	NON-CONFERENCE	0- 1	1- 1	5- 3			
4- 5	0- 1	0- 1	HOME	0- 0	1- 1	3- 2			
1- 3	0- 0	0- 1	AWAY	0- 1	0- 0	1- 1			
1- 0	0- 0	0- 0	NEUTRAL	0- 0	0- 0	1- 0			
7- 8	0- 1	0- 1	CONFERENCE	0- 2	1- 3	6- 1			
4- 3	0- 0	0- 1	HOME	0- 1	0- 0	4- 1			
3- 4	0- 1	0- 0	AWAY	0- 1	1- 2	2- 0			
0- 1	0- 0	0- 0	NEUTRAL	0- 0	0- 1	0- 0			

RPI 1-25				RPI 26-50				RPI 51-100				RPI 101+ Team's RPI: 212			
RPI	S	Opponent	Score	RPI	S	Opponent	Score	RPI	S	Opponent	Score	RPI	S	Opponent	Score
5	H	Duke	59 82	35	H	Michigan	53 62	53	A	Charlotte	55 67	103	A	Richmond	63 73
13	A	Dayton	68 78	36	H	Duquesne	54 56	70	H	Fordham	41 48	116	H	Appalachian St.	73 77
				42	A	Middle Tenn.	48 63	100	A	Virginia	45 54	122	A	Temple	54 53
												122	N	Temple	45 52
												123	A	Butler	67 71
												141	H	High Point	77 48
												154	H	George Washington	65 62
												181	A	Cincinnati	69 67
												186	H	Bucknell	71 62
												191	A	Indiana	55 66
												201	H	Saint Louis	49 66
												205	H	Wright St.	65 66
												210	H	La Salle	58 53
												215	H	St. Bonaventure	58 50
												218	A	VCU	65 54
												284	N	Northern Ill.	66 54
												286	H	UNC Wilmington	62 52
												300	A	Massachusetts	67 54
												304	H	Rhode Island	59 40
												311	H	Morehead St.	73 58
												321	H	Ohio	62 68
LAST 12 Division I GAMES:															
				122	N	Temple	45 52	210	H	La Salle	58 53				
				300	A	Massachusetts	67 54	13	A	Dayton	68 78				
				154	H	George Washington	65 62	215	H	St. Bonaventure	58 50				
				218	A	VCU	65 54	201	H	Saint Louis	49 66				
				122	A	Temple	54 53	103	A	Richmond	63 73				
				304	H	Rhode Island	59 40	70	H	Fordham	41 48				

Non-Div I Games:

Xavier

Average RPI Win:	238	WON-LOST	WINNING	LAST 12	STRENGTH OF	OPP. STRENGTH	TEAM	ADJ.	CONF.	ADJ CONF.
Average RPI Loss:	116	RECORD	PCT. RANK	GAMES	SCHEDULE	OF SCHEDULE	RPI	RPI	RPI	RPI
DIV. I ONLY	13- 15	190	7- 5	105	202	164	164	19	19	
DIV. I NON-CONF.	5- 9	242	0- 0	47	157	152	152	18	18	
TOTALS	RPI 1-25	RPI 26-50	W-L RECORDS	RPI 51-100	RPI 101-150	RPI 150+				
13- 15	0- 0	0- 5	OVERALL	1- 3	0- 3	12- 4				
6- 7	0- 0	0- 3	HOME	1- 1	0- 0	5- 3				
7- 8	0- 0	0- 2	AWAY	0- 2	0- 3	7- 1				
0- 0	0- 0	0- 0	NEUTRAL	0- 0	0- 0	0- 0				
5- 9	0- 0	0- 3	NON-CONFERENCE	1- 1	0- 3	4- 2				
3- 3	0- 0	0- 2	HOME	1- 0	0- 0	2- 1				
2- 6	0- 0	0- 1	AWAY	0- 1	0- 3	2- 1				
0- 0	0- 0	0- 0	NEUTRAL	0- 0	0- 0	0- 0				
8- 6	0- 0	0- 2	CONFERENCE	0- 2	0- 0	8- 2				
3- 4	0- 0	0- 1	HOME	0- 1	0- 0	3- 2				
5- 2	0- 0	0- 1	AWAY	0- 1	0- 0	5- 0				
0- 0	0- 0	0- 0	NEUTRAL	0- 0	0- 0	0- 0				

RPI 1-25				RPI 26-50				RPI 51-100				RPI 101+ Team's RPI: 164			
RPI	S	Opponent	Score	RPI	S	Opponent	Score	RPI	S	Opponent	Score	RPI	S	Opponent	Score
				26	A	DePaul	80 95	70	H	Fordham	67 53	104	A	Northwestern	75 83
				27	A	Princeton	44 77	77	A	Georgetown	67 90	117	A	Sacred Heart	62 67
				27	H	Princeton	53 99	90	A	Harvard	66 69	147	A	Holy Cross	71 87
				40	H	Quinnipiac	62 89	90	H	Harvard	54 67	157	A	Army	47 53
				43	H	Marist	50 62					184	H	Houston	84 82
												186	H	Bucknell	82 62
												190	A	Penn	70 65
												190	H	Penn	65 56
												238	H	New Hampshire	51 57
												247	A	Bryant	78 65
												261	A	St. Francis Brooklyn	66 62
												263	A	Dartmouth	66 55
												263	H	Dartmouth	48 63
												265	A	Cornell	67 58
												265	H	Cornell	71 64
												301	A	Brown	59 47
												301	H	Brown	67 68
												336	A	Columbia	62 43
												336	H	Columbia	66 49
LAST 12 Division I GAMES:															
				190	A	Penn	70 65	336	A	Columbia	62 43				
				27	A	Princeton	44 77	265	A	Cornell	67 58				
				265	H	Cornell	71 64	27	H	Princeton	53 99				
				336	H	Columbia	66 49	190	H	Penn	65 56				
				90	A	Harvard	66 69	263	H	Dartmouth	48 63				
				263	A	Dartmouth	66 55	90	H	Harvard	54 67				

Non-Div I Games:

Yale

■ Loss,
■ Non-Conf,
■ S Site,
■ H Home
■ A Away
N Neutral

Average RPI Win:	217	WON-LOST	WINNING	LAST 12	STRENGTH OF	OPP. STRENGTH	TEAM	ADJ.	CONF.	ADJ CONF.
Average RPI Loss:	128	RECORD	PCT. RANK	GAMES	SCHEDULE	OF SCHEDULE	RPI	RPI	RPI	RPI
DIV. I ONLY	21- 9	57	8- 4	188	183	81	81	13	13	
DIV. I NON-CONF.	9- 3	55	0- 0	165	218	53	53	12	12	
TOTALS	RPI 1-25	RPI 26-50	W-L RECORDS	RPI 51-100	RPI 101-150	RPI 150+				
21- 9	0- 2	0- 0	OVERALL	0- 1	2- 1	19- 5				
12- 1	0- 1	0- 0	HOME	0- 0	2- 0	10- 0				
9- 7	0- 1	0- 0	AWAY	0- 1	0- 1	9- 4				
0- 1	0- 0	0- 0	NEUTRAL	0- 0	0- 0	0- 1				
9- 3	0- 0	0- 0	NON-CONFERENCE	0- 1	1- 0	8- 2				
4- 0	0- 0	0- 0	HOME	0- 0	1- 0	3- 0				
5- 3	0- 0	0- 0	AWAY	0- 1	0- 0	5- 2				
0- 0	0- 0	0- 0	NEUTRAL	0- 0	0- 0	0- 0				
12- 6	0- 2	0- 0	CONFERENCE	0- 0	1- 1	11- 3				
8- 1	0- 1	0- 0	HOME	0- 0	1- 0	7- 0				
4- 4	0- 1	0- 0	AWAY	0- 0	0- 1	4- 2				
0- 1	0- 0	0- 0	NEUTRAL	0- 0	0- 0	0- 1				

RPI 1-25				RPI 26-50				RPI 51-100 Team's RPI: 81				RPI 101+			
RPI	S	Opponent	Score	RPI	S	Opponent	Score	RPI	S	Opponent	Score	RPI	S	Opponent	Score
21	A	Green Bay	46 60					55	A	West Virginia	57 90	113	H	Akron	80 71
21	H	Green Bay	41 59									118	A	Detroit	48 62
												118	H	Detroit	58 53
												151	A	IUPUI	58 57
												168	A	Northern Ky.	64 66
												174	A	Miami (OH)	76 56
												178	A	Loyola Chicago	59 67
												178	H	Loyola Chicago	75 38
												178	N	Loyola Chicago	45 72
												181	A	Cincinnati	46 57
												186	H	Bucknell	69 51
												205	A	Wright St.	66 47
												205	H	Wright St.	64 54
												218	A	VCU	58 45
												223	H	Stony Brook	76 43
												231	A	Valparaiso	59 67
												231	H	Valparaiso	72 50
												239	A	Milwaukee	58 56
												239	H	Milwaukee	67 50
												241	A	Pittsburgh	64 50
												246	A	Cleveland St.	72 63
												246	H	Cleveland St.	73 69
												246	H	Cleveland St.	69 62
												247	H	Bryant	75 59
												258	A	Buffalo	60 50
												298	A	Ill.-Chicago	67 54
LAST 12 Division I GAMES:															
178	N	Loyola Chicago	45 72	178	A	Loyola Chicago	59 67	246	H	Cleveland St.	73 69	246	H	Cleveland St.	69 62
246	H	Cleveland St.	69 62	246	H	Cleveland St.	73 69	246	H	Cleveland St.	69 62	247	H	Bryant	75 59
118	A	Detroit	48 62	21	A	Green Bay	46 60	239	A	Milwaukee	58 56	258	A	Buffalo	60 50
231	H	Valparaiso	72 50	239	A	Milwaukee	58 56	118	H	Detroit	58 53	298	A	Ill.-Chicago	67 54
205	H	Wright St.	64 54	118	H	Detroit	58 53	205	A	Wright St.	66 47				
298	H	Ill.-Chicago	79 66	205	A	Wright St.	66 47								

Non-Div I Games: Wilmington (OH) 83 52

Youngstown St.

Loss, Non-Conf, S Site, H Home A Away N Neutral

RPI	S	Opponent	Score
298	H	Ill.-Chicago	79 66

Youngstown St. .

Y
o
u
n
g
s
t
o
w
n
s
t
.

Y
o
u
n
g
s
t
o
w
n
s
t
.