

Average RPI Win:	259	WON-LOST	WINNING	LAST 10	STRENGTH OF	OPP. STRENGTH	TEAM	ADJ.	CONF.	ADJ CONF.
Average RPI Loss:	184	RECORD	PCT. RANK	GAMES	SCHEDULE	OF SCHEDULE	RPI	RPI	RPI	RPI
DIV. I ONLY	1- 18	339	1- 9	205	307	333	333	21	21	
DIV. I NON-CONF.	1- 10	324	1- 3	221	277	329	329	21	21	
TOTALS	RPI 1-25	RPI 26-50	W-L RECORDS	RPI 51-100	RPI 101-150	RPI 150+				
1- 18	0- 0	0- 1	OVERALL	0- 1	0- 5	1- 11				
1- 7	0- 0	0- 0	HOME	0- 0	0- 0	1- 7				
0- 10	0- 0	0- 1	AWAY	0- 0	0- 5	0- 4				
0- 1	0- 0	0- 0	NEUTRAL	0- 1	0- 0	0- 0				
1- 10	0- 0	0- 1	NON-CONFERENCE	0- 1	0- 2	1- 6				
1- 4	0- 0	0- 0	HOME	0- 0	0- 0	1- 4				
0- 5	0- 0	0- 1	AWAY	0- 0	0- 2	0- 2				
0- 1	0- 0	0- 0	NEUTRAL	0- 1	0- 0	0- 0				
0- 8	0- 0	0- 0	CONFERENCE	0- 0	0- 3	0- 5				
0- 3	0- 0	0- 0	HOME	0- 0	0- 0	0- 3				
0- 5	0- 0	0- 0	AWAY	0- 0	0- 3	0- 2				
0- 0	0- 0	0- 0	NEUTRAL	0- 0	0- 0	0- 0				

RPI S	Opponent	Score	RPI S	Opponent	Score	RPI S	Opponent	Score	RPI S	Opponent	Score	Team's RPI: 333
26	A Colorado	48 75	77	N Auburn	57 72	118	A Texas	30 79	125	A Sam Houston St.	46 65	
						137	A Lamar	37 44	141	A TCU	38 69	
						149	A McNeese St.	39 68	163	H Belmont	54 75	
						166	H Indiana	47 58	171	H Oral Roberts	41 58	
						177	H Central Ark.	40 55	197	A Nicholls St.	53 70	
						225	H Stephen F. Austin	47 66	256	A UTSA	40 52	
						259	H Cornell	52 49	281	H Texas St.	51 69	
						298	A Tex.-Pan American	65 77	298	H Tex.-Pan American	45 49	
						300	A Southeastern La.	54 66				
LAST 12 Division I GAMES:												
300	A Southeastern La.	54 66	225	H Stephen F. Austin	47 66							
197	A Nicholls St.	53 70	125	A Sam Houston St.	46 65							
177	H Central Ark.	40 55	141	A TCU	38 69							
171	H Oral Roberts	41 58	259	H Cornell	52 49							
137	A Lamar	37 44	281	H Texas St.	51 69							
149	A McNeese St.	39 68	118	A Texas	30 79							

Non-Div I Games:























































A&M-Corpus Christi

■ Loss,
 ■ Non-Conf, S Site,
 ■ Home
 ■ Away
 N Neutral

Air Force





Through Games Of Sunday, January 27, 2013

Average RPI Win: 288	WON-LOST	WINNING	LAST 10	STRENGTH OF	OPP. STRENGTH	TEAM	ADJ.	CONF.	ADJ CONF.
Average RPI Loss: 192	RECORD	PCT. RANK	GAMES	SCHEDULE	OF SCHEDULE	RPI	RPI	RPI	RPI
DIV. I ONLY	2- 16	331	2- 8	246	284	332	332	16	16
DIV. I NON-CONF.	1- 12	331	1- 6	218	316	333	333	16	16
TOTALS	RPI 1-25	RPI 26-50	W-L RECORDS	RPI 51-100	RPI 101-150	RPI 150+			
2- 16	0- 0	0- 1	OVERALL	0- 2	0- 1	2- 12			
2- 7	0- 0	0- 0	HOME	0- 2	0- 0	2- 5			
0- 8	0- 0	0- 1	AWAY	0- 0	0- 1	0- 6			
0- 1	0- 0	0- 0	NEUTRAL	0- 0	0- 0	0- 1			
1- 12	0- 0	0- 1	NON-CONFERENCE	0- 1	0- 1	1- 9			
1- 5	0- 0	0- 0	HOME	0- 1	0- 0	1- 4			
0- 6	0- 0	0- 1	AWAY	0- 0	0- 1	0- 4			
0- 1	0- 0	0- 0	NEUTRAL	0- 0	0- 0	0- 1			
1- 4	0- 0	0- 0	CONFERENCE	0- 1	0- 0	1- 3			
1- 2	0- 0	0- 0	HOME	0- 1	0- 0	1- 1			
0- 2	0- 0	0- 0	AWAY	0- 0	0- 0	0- 2			
0- 0	0- 0	0- 0	NEUTRAL	0- 0	0- 0	0- 0			

RPI 1-25	RPI 26-50	RPI 51-100	RPI 101+	Team's RPI: 332
RPI S Opponent Score	RPI S Opponent Score	RPI S Opponent Score	RPI S Opponent Score	
	28  Iowa St. 35  83	63  Wyoming 48  86	135  Idaho St. 51  83	
		91  San Diego 43  74	183  Navy 36  60	
			185  Longwood 63  68	
			194  Northern Colo. 44  68	
			201  Army 68  72	
			217 N Penn 39  61	
			220  North Dakota 42  76	
			231  Denver 73  77	
			233  Boise St. 65  66	
			244  Nevada 54  67	
			268  Colorado St. 44  64	
			270  UMKC 58  66	
			282  UNLV 81 69	
			293  CSU Bakersfield 82 78	
			311  Utah Valley 60  70	
LAST 12 Division I GAMES:				
	63  Wyoming 48  86	217 N Penn 39  61		
	233  Boise St. 65  66	28  Iowa St. 35  83		
	268  Colorado St. 44  64	293  CSU Bakersfield 82 78		
	282  UNLV 81 69	231  Denver 73  77		
	244  Nevada 54  67	220  North Dakota 42  76		
	311  Utah Valley 60  70	91  San Diego 43  74		

Non-Div I Games:

Air Force

 Loss,
  Non-Conf,
 S Site,
  Home
  Away
 N Neutral

Average RPI Win: 270	WON-LOST	WINNING	LAST 10	STRENGTH OF	OPP. STRENGTH	TEAM	ADJ.	CONF.	ADJ CONF.
Average RPI Loss: 102	RECORD	PCT. RANK	GAMES	SCHEDULE	OF SCHEDULE	RPI	RPI	RPI	RPI
DIV. I ONLY	11- 7	100	5- 5	300	192	161	161	18	18
DIV. I NON-CONF.	8- 4	84	3- 3	276	201	142	142	17	17
TOTALS	RPI 1-25	RPI 26-50	W-L RECORDS	RPI 51-100	RPI 101-150	RPI 150+			
11- 7	0- 1	0- 2	OVERALL	0- 1	0- 2	11- 1			
4- 3	0- 1	0- 1	HOME	0- 0	0- 1	4- 0			
7- 4	0- 0	0- 1	AWAY	0- 1	0- 1	7- 1			
0- 0	0- 0	0- 0	NEUTRAL	0- 0	0- 0	0- 0			
8- 4	0- 1	0- 0	NON-CONFERENCE	0- 1	0- 2	8- 0			
3- 2	0- 1	0- 0	HOME	0- 0	0- 1	3- 0			
5- 2	0- 0	0- 0	AWAY	0- 1	0- 1	5- 0			
0- 0	0- 0	0- 0	NEUTRAL	0- 0	0- 0	0- 0			
3- 3	0- 0	0- 2	CONFERENCE	0- 0	0- 0	3- 1			
1- 1	0- 0	0- 1	HOME	0- 0	0- 0	1- 0			
2- 2	0- 0	0- 1	AWAY	0- 0	0- 0	2- 1			
0- 0	0- 0	0- 0	NEUTRAL	0- 0	0- 0	0- 0			

RPI 1-25				RPI 26-50				RPI 51-100				RPI 101+ Team's RPI: 161			
RPI	S	Opponent	Score	RPI	S	Opponent	Score	RPI	S	Opponent	Score	RPI	S	Opponent	Score
21	H	Dayton	59 90	42	H	Toledo	65 77	72	A	Youngstown St.	71 80	113	A	Saint Francis (PA)	73 74
				50	A	Central Mich.	69 92					144	H	Wright St.	71 73
												176	A	Providence	81 78
												184	H	Cincinnati	67 54
												213	A	Tennessee Tech	78 67
												240	H	Canisius	81 72
												255	A	George Mason	65 49
												275	A	Western Mich.	77 84
												279	A	Northern Ill.	63 52
												295	A	Ohio	81 54
												309	H	Bryant	78 56
												337	A	Saint Peter's	103 57
												339	H	Kent St.	93 58
												341	A	Chicago St.	86 45
LAST 12 Division I GAMES:															
				50	A	Central Mich.	69 92			341	A	Chicago St.	86 45		
				42	H	Toledo	65 77			72	A	Youngstown St.	71 80		
				275	A	Western Mich.	77 84			21	H	Dayton	59 90		
				279	A	Northern Ill.	63 52			184	H	Cincinnati	67 54		
				339	H	Kent St.	93 58			144	H	Wright St.	71 73		
				295	A	Ohio	81 54			255	A	George Mason	65 49		

Non-Div I Games: Hiram 83 24

Akron

■ Loss,
 ■ Non-Conf, S Site,
 ■ Home
 ■ Away
 N Neutral

Alabama

Through Games Of Sunday, January 27, 2013

Average RPI Win:	225	WON-LOST	WINNING	LAST 10	STRENGTH OF	OPP. STRENGTH	TEAM	ADJ.	CONF.	ADJ CONF.
Average RPI Loss:	65	RECORD	PCT. RANK	GAMES	SCHEDULE	OF SCHEDULE	RPI	RPI	RPI	RPI
DIV. I ONLY	12- 8	109	5- 5	120	102	117	117	3	3	
DIV. I NON-CONF.	10- 3	50	4- 1	307	240	158	158	6	6	
TOTALS	RPI 1-25	RPI 26-50	W-L RECORDS	RPI 51-100	RPI 101-150	RPI 150+				
12- 8	0- 4	1- 1	OVERALL	1- 2	0- 0	10- 1				
6- 5	0- 2	1- 1	HOME	1- 1	0- 0	4- 1				
4- 3	0- 2	0- 0	AWAY	0- 1	0- 0	4- 0				
2- 0	0- 0	0- 0	NEUTRAL	0- 0	0- 0	2- 0				
10- 3	0- 0	1- 0	NON-CONFERENCE	0- 2	0- 0	9- 1				
5- 2	0- 0	1- 0	HOME	0- 1	0- 0	4- 1				
3- 1	0- 0	0- 0	AWAY	0- 1	0- 0	3- 0				
2- 0	0- 0	0- 0	NEUTRAL	0- 0	0- 0	2- 0				
2- 5	0- 4	0- 1	CONFERENCE	1- 0	0- 0	1- 0				
1- 3	0- 2	0- 1	HOME	1- 0	0- 0	0- 0				
1- 2	0- 2	0- 0	AWAY	0- 0	0- 0	1- 0				
0- 0	0- 0	0- 0	NEUTRAL	0- 0	0- 0	0- 0				

RPI	S	Opponent	Score	RPI	S	Opponent	Score	RPI	S	Opponent	Score	RPI	S	Opponent	Score	Team's RPI: 117
5	A	Tennessee	69 96	30	H	Vanderbilt	58 67	51	H	Chattanooga	58 72	169	A	Houston	83 74	
9	H	Kentucky	70 87	45	H	Virginia	73 70	77	H	Auburn	61 51	174	A	Hawaii	44 43	
12	A	Texas A&M	52 91					86	A	Wisconsin	50 69	184	N	Cincinnati	58 47	
22	H	Georgia	83 95									199	H	North Texas	88 83	
												258	A	Ole Miss	83 75	
												300	H	Southeastern La.	97 62	
												305	H	Wofford	52 58	
												315	N	LIU Brooklyn	80 58	
												320	A	Troy	80 71	
												321	H	Ark.-Pine Bluff	79 60	
												338	H	Jacksonville St.	80 43	
LAST 12 Division I GAMES:																
30	H	Vanderbilt	58 67	12	A	Texas A&M	52 91									
77	H	Auburn	61 51	174	A	Hawaii	44 43									
5	A	Tennessee	69 96	315	N	LIU Brooklyn	80 58									
258	A	Ole Miss	83 75	184	N	Cincinnati	58 47									
22	H	Georgia	83 95	45	H	Virginia	73 70									
9	H	Kentucky	70 87	305	H	Wofford	52 58									

Non-Div I Games:

Alabama

■ Loss,
 ■ Non-Conf,
 ■ S Site,
 ■ H Home
 ■ A Away
 N Neutral

Alabama A&M

Through Games Of Sunday, January 27, 2013

Average RPI Win:	316	WON-LOST	WINNING	LAST 10	STRENGTH OF	OPP. STRENGTH	TEAM	ADJ.	CONF.	ADJ CONF.
Average RPI Loss:	174	RECORD	PCT. RANK	GAMES	SCHEDULE	OF SCHEDULE	RPI	RPI	RPI	RPI
DIV. I ONLY	5- 12	287	5- 5	274	306	297	297	31	31	
DIV. I NON-CONF.	0- 9	335	0- 4	54	144	292	292	31	31	
TOTALS	RPI 1-25	RPI 26-50	W-L RECORDS	RPI 51-100	RPI 101-150	RPI 150+				
5- 12	0- 1	0- 1	OVERALL	0- 1	0- 3	5- 6				
3- 4	0- 0	0- 0	HOME	0- 0	0- 1	3- 3				
2- 6	0- 0	0- 0	AWAY	0- 0	0- 0	2- 1				
0- 2	0- 1	0- 0	NEUTRAL	0- 0	0- 1	0- 0				
0- 9	0- 1	0- 1	NON-CONFERENCE	0- 1	0- 3	0- 3				
0- 2	0- 0	0- 0	HOME	0- 0	0- 1	0- 1				
0- 5	0- 0	0- 1	AWAY	0- 1	0- 1	0- 2				
0- 2	0- 1	0- 0	NEUTRAL	0- 0	0- 1	0- 0				
5- 3	0- 0	0- 0	CONFERENCE	0- 0	0- 0	5- 3				
3- 2	0- 0	0- 0	HOME	0- 0	0- 0	3- 2				
2- 1	0- 0	0- 0	AWAY	0- 0	0- 0	2- 1				
0- 0	0- 0	0- 0	NEUTRAL	0- 0	0- 0	0- 0				

RPI 1-25				RPI 26-50				RPI 51-100				RPI 101+ Team's RPI: 297			
RPI	S	Opponent	Score	RPI	S	Opponent	Score	RPI	S	Opponent	Score	RPI	S	Opponent	Score
6	N	Notre Dame	39 100	43	A	Kansas	59 76	77	A	Auburn	44 93	126	A	Memphis	57 80
												129	H	UAB	53 72
												142	N	Old Dominion	46 75
												187	A	Texas Southern	50 54
												203	A	Murray St.	54 69
												261	H	Southern U.	63 76
												282	A	UNLV	62 67
												284	A	Mississippi Val.	67 58
												306	H	Austin Peay	54 67
												318	H	Grambling	78 56
												321	A	Ark.-Pine Bluff	73 62
												325	H	Jackson St.	66 48
												330	H	Alabama St.	67 69
												334	H	Alcorn	64 44
LAST 12 Division I GAMES:															
187	A	Texas Southern	50 54	325	H	Jackson St.	66 48								
261	H	Southern U.	63 76	318	H	Grambling	78 56								
334	H	Alcorn	64 44	306	H	Austin Peay	54 67								
330	H	Alabama St.	67 69	142	N	Old Dominion	46 75								
321	A	Ark.-Pine Bluff	73 62	282	A	UNLV	62 67								
284	A	Mississippi Val.	67 58	6	N	Notre Dame	39 100								

Non-Div I Games: Miles 62 51

Alabama A&M

■ Loss,
 ■ Non-Conf,
 ■ S Site,
 ■ H Home
 ■ A Away
 N Neutral

Average RPI Win:	319	WON-LOST	WINNING	LAST 10	STRENGTH OF	OPP. STRENGTH	TEAM	ADJ.	CONF.	ADJ CONF.
Average RPI Loss:	215	RECORD	PCT. RANK	GAMES	SCHEDULE	OF SCHEDULE	RPI	RPI	RPI	RPI
DIV. I ONLY	4- 13	303	4- 6	328	339	330	330	31	31	
DIV. I NON-CONF.	0- 9	335	0- 3	185	306	334	334	31	31	
TOTALS	RPI 1-25	RPI 26-50	W-L RECORDS	RPI 51-100	RPI 101-150	RPI 150+				
4- 13	0- 0	0- 1	OVERALL	0- 1	0- 2	4- 9				
3- 2	0- 0	0- 0	HOME	0- 0	0- 0	3- 2				
1- 9	0- 0	0- 1	AWAY	0- 1	0- 1	1- 6				
0- 2	0- 0	0- 0	NEUTRAL	0- 0	0- 1	0- 1				
0- 9	0- 0	0- 1	NON-CONFERENCE	0- 1	0- 2	0- 5				
0- 1	0- 0	0- 0	HOME	0- 0	0- 0	0- 1				
0- 6	0- 0	0- 1	AWAY	0- 1	0- 1	0- 3				
0- 2	0- 0	0- 0	NEUTRAL	0- 0	0- 1	0- 1				
4- 4	0- 0	0- 0	CONFERENCE	0- 0	0- 0	4- 4				
3- 1	0- 0	0- 0	HOME	0- 0	0- 0	3- 1				
1- 3	0- 0	0- 0	AWAY	0- 0	0- 0	1- 3				
0- 0	0- 0	0- 0	NEUTRAL	0- 0	0- 0	0- 0				

RPI 1-25				RPI 26-50				RPI 51-100				RPI 101+				Team's RPI: 330
RPI	S	Opponent	Score	RPI	S	Opponent	Score	RPI	S	Opponent	Score	RPI	S	Opponent	Score	
				28	A	Iowa St.	47 86	77	A	Auburn	43 80	129	N	UAB	41 74	
												150	A	Mercer	55 65	
												197	H	Nicholls St.	46 57	
												217	N	Penn	37 52	
												248	A	Prairie View	53 63	
												253	A	Samford	19 49	
												261	H	Southern U.	44 57	
												284	A	Mississippi Val.	63 67	
												297	A	Alabama A&M	69 67	
												304	A	Savannah St.	48 60	
												318	H	Grambling	68 60	
												320	A	Troy	88 90	
												321	A	Ark.-Pine Bluff	63 68	
												325	H	Jackson St.	76 62	
												334	H	Alcorn	54 46	
LAST 12 Division I GAMES:																
				248	A	Prairie View	53 63	318	H	Grambling	68 60					
				334	H	Alcorn	54 46	325	H	Jackson St.	76 62					
				261	H	Southern U.	44 57	28	A	Iowa St.	47 86					
				297	A	Alabama A&M	69 67	217	N	Penn	37 52					
				284	A	Mississippi Val.	63 67	304	A	Savannah St.	48 60					
				321	A	Ark.-Pine Bluff	63 68	150	A	Mercer	55 65					

Non-Div I Games: Mobile 72 55 Oakwood 105 30

Alabama St.

■ Loss,
 ■ Non-Conf,
 ■ S Site,
 ■ Home
 ■ A Away
 N Neutral

Average RPI Win:	242	WON-LOST	WINNING	LAST 10	STRENGTH OF	OPP. STRENGTH	TEAM	ADJ.	CONF.	ADJ CONF.
Average RPI Loss:	81	RECORD	PCT. RANK	GAMES	SCHEDULE	OF SCHEDULE	RPI	RPI	RPI	RPI
DIV. I ONLY	16- 3	20	9- 1	312	206	98	98	22	22	
DIV. I NON-CONF.	9- 3	55	4- 1	293	205	124	124	25	25	
TOTALS	RPI 1-25	RPI 26-50	W-L RECORDS	RPI 51-100	RPI 101-150	RPI 150+				
16- 3	0- 0	0- 1	OVERALL	2- 1	1- 1	13- 0				
7- 1	0- 0	0- 0	HOME	1- 1	0- 0	6- 0				
8- 1	0- 0	0- 0	AWAY	1- 0	1- 0	6- 0				
1- 1	0- 0	0- 0	NEUTRAL	0- 0	0- 1	1- 0				
9- 3	0- 0	0- 1	NON-CONFERENCE	0- 1	1- 1	8- 0				
3- 1	0- 0	0- 0	HOME	0- 1	0- 0	3- 0				
5- 1	0- 0	0- 1	AWAY	0- 0	1- 0	4- 0				
1- 1	0- 0	0- 0	NEUTRAL	0- 0	0- 1	1- 0				
7- 0	0- 0	0- 0	CONFERENCE	2- 0	0- 0	5- 0				
4- 0	0- 0	0- 0	HOME	1- 0	0- 0	3- 0				
3- 0	0- 0	0- 0	AWAY	1- 0	0- 0	2- 0				
0- 0	0- 0	0- 0	NEUTRAL	0- 0	0- 0	0- 0				

RPI 1-25				RPI 26-50				RPI 51-100				Team's RPI: 98				RPI 101+			
RPI	S	Opponent	Score	RPI	S	Opponent	Score	RPI	S	Opponent	Score	RPI	S	Opponent	Score	RPI	S	Opponent	Score
				36	A	Michigan St.	35 67	65	A	Boston U.	57 50	125	N	Sam Houston St.	68 71				
								82	H	Fordham	43 60	148	A	La Salle	75 36				
								89	H	Hartford	55 48	210	H	Dartmouth	62 49				
												240	A	Canisius	65 43				
												240	N	Canisius	67 47				
												241	H	New Hampshire	78 43				
												260	A	Delaware St.	79 57				
												272	H	Vermont	59 32				
												275	A	Western Mich.	68 54				
												280	A	Siena	65 48				
												296	H	NJIT	76 41				
												308	A	UMBC	87 33				
												314	A	Binghamton	72 47				
												315	H	LIU Brooklyn	67 50				
												326	H	Maine	71 39				
LAST 12 Division I GAMES:																			
				272	H	Vermont	59 32	308	A	UMBC	87 33								
				65	A	Boston U.	57 50	240	N	Canisius	67 47								
				89	H	Hartford	55 48	125	N	Sam Houston St.	68 71								
				241	H	New Hampshire	78 43	260	A	Delaware St.	79 57								
				326	H	Maine	71 39	240	A	Canisius	65 43								
				314	A	Binghamton	72 47	148	A	La Salle	75 36								

Non-Div I Games:

Albany (NY)

■ Loss,
 ■ Non-Conf, S Site,
 ■ Home
 ■ Away
 N Neutral

Average RPI Win:	318	WON-LOST	WINNING	LAST 10	STRENGTH OF	OPP. STRENGTH	TEAM	ADJ.	CONF.	ADJ CONF.
Average RPI Loss:	202	RECORD	PCT. RANK	GAMES	SCHEDULE	OF SCHEDULE	RPI	RPI	RPI	RPI
DIV. I ONLY	1- 17	338	1- 9	281	268	334	334	31	31	
DIV. I NON-CONF.	0- 9	335	0- 3	51	70	279	279	31	31	
TOTALS	RPI 1-25	RPI 26-50	W-L RECORDS	RPI 51-100	RPI 101-150	RPI 150+				
1- 17	0- 2	0- 1	OVERALL	0- 2	0- 0	1- 12				
0- 7	0- 0	0- 0	HOME	0- 0	0- 0	0- 7				
1- 10	0- 2	0- 1	AWAY	0- 2	0- 0	1- 5				
0- 0	0- 0	0- 0	NEUTRAL	0- 0	0- 0	0- 0				
0- 9	0- 2	0- 1	NON-CONFERENCE	0- 2	0- 0	0- 4				
0- 2	0- 0	0- 0	HOME	0- 0	0- 0	0- 2				
0- 7	0- 2	0- 1	AWAY	0- 2	0- 0	0- 2				
0- 0	0- 0	0- 0	NEUTRAL	0- 0	0- 0	0- 0				
1- 8	0- 0	0- 0	CONFERENCE	0- 0	0- 0	1- 8				
0- 5	0- 0	0- 0	HOME	0- 0	0- 0	0- 5				
1- 3	0- 0	0- 0	AWAY	0- 0	0- 0	1- 3				
0- 0	0- 0	0- 0	NEUTRAL	0- 0	0- 0	0- 0				

RPI 1-25				RPI 26-50				RPI 51-100				RPI 101+ Team's RPI: 334			
RPI	S	Opponent	Score	RPI	S	Opponent	Score	RPI	S	Opponent	Score	RPI	S	Opponent	Score
5	A	Tennessee	37 90	41	A	Miami (FL)	53 68	68	A	Georgia Tech	49 76	177	H	Central Ark.	39 47
9	A	Kentucky	23 90					76	A	SMU	46 76	187	H	Texas Southern	45 61
												213	A	Tennessee Tech	57 74
												248	H	Prairie View	52 64
												261	H	Southern U.	53 64
												284	H	Mississippi Val.	61 65
												286	A	Northwestern St.	50 55
												297	A	Alabama A&M	44 64
												300	H	Southeastern La.	54 59
												318	A	Grambling	71 58
												321	H	Ark.-Pine Bluff	41 50
												325	A	Jackson St.	56 59
												330	A	Alabama St.	46 54
LAST 12 Division I GAMES:															
261	H	Southern U.	53 64	325	A	Jackson St.	56 59								
330	A	Alabama St.	46 54	187	H	Texas Southern	45 61								
297	A	Alabama A&M	44 64	248	H	Prairie View	52 64								
321	H	Ark.-Pine Bluff	41 50	9	A	Kentucky	23 90								
284	H	Mississippi Val.	61 65	300	H	Southeastern La.	54 59								
318	A	Grambling	71 58	68	A	Georgia Tech	49 76								

Non-Div I Games:

Alcorn

■ Loss,
 ■ Non-Conf,
 ■ S Site,
 ■ H Home
 ■ A Away
 N Neutral

Average RPI Win: 223	WON-LOST	WINNING	LAST 10	STRENGTH OF	OPP. STRENGTH	TEAM	ADJ.	CONF.	ADJ CONF.
Average RPI Loss: 151	RECORD	PCT. RANK	GAMES	SCHEDULE	OF SCHEDULE	RPI	RPI	RPI	RPI
DIV. I ONLY	11- 8	123	6- 4	147	258	119	119	17	17
DIV. I NON-CONF.	7- 7	160	4- 3	165	238	152	152	20	20
<hr/>									
TOTALS	RPI 1-25	RPI 26-50	W-L RECORDS	RPI 51-100	RPI 101-150	RPI 150+			
11- 8	0- 1	0- 0	OVERALL	1- 3	0- 0	10- 4			
6- 2	0- 0	0- 0	HOME	0- 2	0- 0	6- 0			
5- 6	0- 1	0- 0	AWAY	1- 1	0- 0	4- 4			
0- 0	0- 0	0- 0	NEUTRAL	0- 0	0- 0	0- 0			
7- 7	0- 1	0- 0	NON-CONFERENCE	1- 3	0- 0	6- 3			
3- 2	0- 0	0- 0	HOME	0- 2	0- 0	3- 0			
4- 5	0- 1	0- 0	AWAY	1- 1	0- 0	3- 3			
0- 0	0- 0	0- 0	NEUTRAL	0- 0	0- 0	0- 0			
4- 1	0- 0	0- 0	CONFERENCE	0- 0	0- 0	4- 1			
3- 0	0- 0	0- 0	HOME	0- 0	0- 0	3- 0			
1- 1	0- 0	0- 0	AWAY	0- 0	0- 0	1- 1			
0- 0	0- 0	0- 0	NEUTRAL	0- 0	0- 0	0- 0			

RPI 1-25				RPI 26-50				RPI 51-100				RPI 101+ Team's RPI: 119			
RPI	S	Opponent	Score	RPI	S	Opponent	Score	RPI	S	Opponent	Score	RPI	S	Opponent	Score
8	A	Maryland	54 94					81	A	Drexel	58 52	162	A	Elon	69 68
								82	H	Fordham	50 71	183	A	Navy	42 61
								87	A	James Madison	49 65	191	H	George Washington	57 54
								93	H	Hampton	58 61	201	H	Army	45 42
												208	H	Holy Cross	67 62
												214	A	Mt. St. Mary's	48 46
												224	A	Loyola Maryland	53 55
												226	A	Lehigh	62 56
												252	H	Colgate	54 45
												254	A	Oakland	60 70
												275	A	Western Mich.	53 57
												278	H	Coppin St.	70 54
												308	H	UMBC	85 57
												327	A	UMES	61 53
<hr/>															
LAST 12 Division I GAMES:															
201	H	Army	45 42	82	H	Fordham	50 71	214	A	Mt. St. Mary's	48 46	81	A	Drexel	58 52
183	A	Navy	42 61	208	H	Holy Cross	67 62	87	A	James Madison	49 65	327	A	UMES	61 53
226	A	Lehigh	62 56	252	H	Colgate	54 45	191	H	George Washington	57 54				
252	H	Colgate	54 45	93	H	Hampton	58 61								

Non-Div I Games:

American

■ Loss,
 ■ Non-Conf, S Site,
 ■ Home
 ■ Away
 N Neutral

Appalachian St.

Through Games Of Sunday, January 27, 2013

Average RPI Win:	271	WON-LOST	WINNING	LAST 10	STRENGTH OF	OPP. STRENGTH	TEAM	ADJ.	CONF.	ADJ CONF.
Average RPI Loss:	76	RECORD	PCT. RANK	GAMES	SCHEDULE	OF SCHEDULE	RPI	RPI	RPI	RPI
DIV. I ONLY	11- 4	56	7- 3	323	187	120	120	23	23	
DIV. I NON-CONF.	5- 2	71	3- 1	326	87	126	126	27	27	
TOTALS	RPI 1-25	RPI 26-50	W-L RECORDS	RPI 51-100	RPI 101-150	RPI 150+				
11- 4	0- 0	0- 0	OVERALL	0- 3	0- 1	11- 0				
4- 0	0- 0	0- 0	HOME	0- 0	0- 0	4- 0				
5- 4	0- 0	0- 0	AWAY	0- 3	0- 1	5- 0				
2- 0	0- 0	0- 0	NEUTRAL	0- 0	0- 0	2- 0				
5- 2	0- 0	0- 0	NON-CONFERENCE	0- 1	0- 1	5- 0				
1- 0	0- 0	0- 0	HOME	0- 0	0- 0	1- 0				
2- 2	0- 0	0- 0	AWAY	0- 1	0- 1	2- 0				
2- 0	0- 0	0- 0	NEUTRAL	0- 0	0- 0	2- 0				
6- 2	0- 0	0- 0	CONFERENCE	0- 2	0- 0	6- 0				
3- 0	0- 0	0- 0	HOME	0- 0	0- 0	3- 0				
3- 2	0- 0	0- 0	AWAY	0- 2	0- 0	3- 0				
0- 0	0- 0	0- 0	NEUTRAL	0- 0	0- 0	0- 0				

RPI 1-25			RPI 26-50			RPI 51-100			RPI 101+			Team's RPI: 120
RPI	S	Opponent	Score	RPI	S	Opponent	Score	RPI	S	Opponent	Score	
						51 A Chattanooga	55 59	102 A Virginia Tech		68 71		
						54 A West Virginia	67 72	186 A Col. of Charleston		63 55		
						96 A Davidson	49 65	198 N Campbell		69 54		
								204 A Xavier		77 73		
								227 A East Tenn. St.		85 57		
								243 A Furman		66 52		
								305 A Wofford		68 65		
								312 H Ga. Southern		79 47		
								317 H Gardner-Webb		84 43		
								323 H Western Caro.		77 46		
								329 H UNC Greensboro		81 58		
								335 N Norfolk St.		68 61		
LAST 12 Division I GAMES:												
						51 A Chattanooga	55 59	96 A Davidson		49 65		
						329 H UNC Greensboro	81 58	54 A West Virginia		67 72		
						186 A Col. of Charleston	63 55	227 A East Tenn. St.		85 57		
						305 A Wofford	68 65	312 H Ga. Southern		79 47		
						323 H Western Caro.	77 46	204 A Xavier		77 73		
						243 A Furman	66 52	335 N Norfolk St.		68 61		

Non-Div I Games: Lees-McRae 91 54

Appalachian St.

■ Loss,
 ■ Non-Conf,
 ■ S Site,
 ■ H Home
 ■ A Away
 N Neutral

Arizona

Through Games Of Sunday, January 27, 2013

Average RPI Win:	204	WON-LOST	WINNING	LAST 10	STRENGTH OF	OPP. STRENGTH	TEAM	ADJ.	CONF.	ADJ CONF.
Average RPI Loss:	89	RECORD	PCT. RANK	GAMES	SCHEDULE	OF SCHEDULE	RPI	RPI	RPI	RPI
DIV. I ONLY	11- 8	123	5- 5	164	92	104	104	6	6	
DIV. I NON-CONF.	8- 3	62	3- 1	191	200	89	89	5	5	
TOTALS	RPI 1-25	RPI 26-50	W-L RECORDS	RPI 51-100	RPI 101-150	RPI 150+				
11- 8	0- 1	0- 1	OVERALL	1- 3	1- 1	9- 2				
4- 2	0- 0	0- 0	HOME	1- 1	0- 0	3- 1				
6- 5	0- 1	0- 1	AWAY	0- 1	1- 1	5- 1				
1- 1	0- 0	0- 0	NEUTRAL	0- 1	0- 0	1- 0				
8- 3	0- 0	0- 0	NON-CONFERENCE	1- 2	0- 0	7- 1				
3- 1	0- 0	0- 0	HOME	1- 1	0- 0	2- 0				
4- 1	0- 0	0- 0	AWAY	0- 0	0- 0	4- 1				
1- 1	0- 0	0- 0	NEUTRAL	0- 1	0- 0	1- 0				
3- 5	0- 1	0- 1	CONFERENCE	0- 1	1- 1	2- 1				
1- 1	0- 0	0- 0	HOME	0- 0	0- 0	1- 1				
2- 4	0- 1	0- 1	AWAY	0- 1	1- 1	1- 0				
0- 0	0- 0	0- 0	NEUTRAL	0- 0	0- 0	0- 0				

RPI S Opponent	Score	RPI S Opponent	Score	RPI S Opponent	Score	RPI S Opponent	Score	Team's RPI: 104
15 A UCLA	57 73	26 A Colorado	36 79	52 N UTEP	53 64	109 A Southern California	57 74	
				62 A Washington	65 76	110 A Utah	62 58	
				71 H Cal St. Northridge	53 46	153 A Long Beach St.	61 71	
				92 H BYU	48 62	157 A New Mexico	58 53	
						168 A Washington St.	71 65	
						185 H Longwood	86 68	
						187 N Texas Southern	65 59	
						199 A North Texas	71 66	
						200 H Oregon St.	48 57	
						274 H Oregon	100 68	
						282 A UNLV	83 82	
						293 A CSU Bakersfield	71 50	
						316 H Weber St.	81 49	
LAST 12 Division I GAMES:								
109 A Southern California	57 74	62 A Washington	65 76					
15 A UCLA	57 73	168 A Washington St.	71 65					
26 A Colorado	36 79	185 H Longwood	86 68					
110 A Utah	62 58	316 H Weber St.	81 49					
274 H Oregon	100 68	157 A New Mexico	58 53					
200 H Oregon St.	48 57	153 A Long Beach St.	61 71					

Non-Div I Games:

Arizona

Loss, Non-Conf, S Site, H Home A Away N Neutral

Average RPI Win:	161	WON-LOST	WINNING	LAST 10	STRENGTH OF	OPP. STRENGTH	TEAM	ADJ.	CONF.	ADJ CONF.
Average RPI Loss:	66	RECORD	PCT. RANK	GAMES	SCHEDULE	OF SCHEDULE	RPI	RPI	RPI	RPI
DIV. I ONLY	11- 9	145	5- 5	86	34	83	83	6	6	
DIV. I NON-CONF.	8- 4	84	4- 0	74	35	66	66	5	5	
TOTALS	RPI 1-25	RPI 26-50	W-L RECORDS	RPI 51-100	RPI 101-150	RPI 150+				
11- 9	0- 2	0- 2	OVERALL	2- 3	4- 1	5- 1				
6- 2	0- 1	0- 1	HOME	1- 0	1- 0	4- 0				
3- 6	0- 1	0- 1	AWAY	0- 2	2- 1	1- 1				
2- 1	0- 0	0- 0	NEUTRAL	1- 1	1- 0	0- 0				
8- 4	0- 1	0- 1	NON-CONFERENCE	2- 2	3- 0	3- 0				
4- 2	0- 1	0- 1	HOME	1- 0	1- 0	2- 0				
2- 1	0- 0	0- 0	AWAY	0- 1	1- 0	1- 0				
2- 1	0- 0	0- 0	NEUTRAL	1- 1	1- 0	0- 0				
3- 5	0- 1	0- 1	CONFERENCE	0- 1	1- 1	2- 1				
2- 0	0- 0	0- 0	HOME	0- 0	0- 0	2- 0				
1- 5	0- 1	0- 1	AWAY	0- 1	1- 1	0- 1				
0- 0	0- 0	0- 0	NEUTRAL	0- 0	0- 0	0- 0				

RPI 1-25				RPI 26-50				RPI 51-100 Team's RPI: 83				RPI 101+			
RPI	S	Opponent	Score	RPI	S	Opponent	Score	RPI	S	Opponent	Score	RPI	S	Opponent	Score
15	A	UCLA	50 54	26	A	Colorado	43 57	52	A	UTEP	54 60	109	A	Southern California	60 53
21	H	Dayton	59 65	40	H	Texas Tech	49 61	57	N	Florida	74 58	110	A	Utah	46 66
								62	A	Washington	74 77	111	A	Boston College	68 59
								91	H	San Diego	72 39	122	N	UNI	66 63
								97	N	North Carolina St.	68 72	135	H	Idaho St.	60 53
												168	A	Washington St.	65 77
												176	A	Providence	67 58
												185	H	Longwood	62 50
												200	H	Oregon St.	66 55
												274	H	Oregon	60 45
												314	H	Binghamton	60 35
LAST 12 Division I GAMES:															
15	A	UCLA	50 54	168	A	Washington St.	65 77								
109	A	Southern California	60 53	62	A	Washington	74 77								
110	A	Utah	46 66	135	H	Idaho St.	60 53								
26	A	Colorado	43 57	185	H	Longwood	62 50								
200	H	Oregon St.	66 55	91	H	San Diego	72 39								
274	H	Oregon	60 45	111	A	Boston College	68 59								

Non-Div I Games:

Arizona St.

■ Loss,
 ■ Non-Conf,
 ■ S Site,
 ■ H Home
 ■ A Away
 N Neutral

Average RPI Win:	320	WON-LOST	WINNING	LAST 10	STRENGTH OF	OPP. STRENGTH	TEAM	ADJ.	CONF.	ADJ CONF.
Average RPI Loss:	186	RECORD	PCT. RANK	GAMES	SCHEDULE	OF SCHEDULE	RPI	RPI	RPI	RPI
DIV. I ONLY	5- 11	283	5- 5	334	324	321	321	31	31	
DIV. I NON-CONF.	2- 6	288	2- 2	226	297	269	269	31	31	
TOTALS	RPI 1-25	RPI 26-50	W-L RECORDS	RPI 51-100	RPI 101-150	RPI 150+				
5- 11	0- 0	0- 1	OVERALL	0- 2	0- 2	5- 6				
3- 4	0- 0	0- 0	HOME	0- 0	0- 0	3- 4				
2- 7	0- 0	0- 0	AWAY	0- 0	0- 0	2- 0				
0- 0	0- 0	0- 0	NEUTRAL	0- 0	0- 0	0- 0				
2- 6	0- 0	0- 1	NON-CONFERENCE	0- 2	0- 2	2- 1				
1- 1	0- 0	0- 0	HOME	0- 0	0- 0	1- 1				
1- 5	0- 0	0- 1	AWAY	0- 2	0- 2	1- 0				
0- 0	0- 0	0- 0	NEUTRAL	0- 0	0- 0	0- 0				
3- 5	0- 0	0- 0	CONFERENCE	0- 0	0- 0	3- 5				
2- 3	0- 0	0- 0	HOME	0- 0	0- 0	2- 3				
1- 2	0- 0	0- 0	AWAY	0- 0	0- 0	1- 2				
0- 0	0- 0	0- 0	NEUTRAL	0- 0	0- 0	0- 0				

RPI 1-25				RPI 26-50				RPI 51-100				RPI 101+				Team's RPI: 321	
RPI	S	Opponent	Score	RPI	S	Opponent	Score	RPI	S	Opponent	Score	RPI	S	Opponent	Score		
				49	A	Kansas St.	55 89	74	A	Wichita St.	43 81	117	A	Alabama	60 79		
								85	A	Missouri	59 97	129	A	UAB	25 71		
												187	H	Texas Southern	61 65		
												247	H	Neb. Omaha	63 67		
												248	H	Prairie View	57 50		
												261	A	Southern U.	44 67		
												284	H	Mississippi Val.	64 71		
												297	H	Alabama A&M	62 73		
												318	A	Grambling	62 67		
												330	H	Alabama St.	68 63		
												334	A	Alcorn	50 41		
												345	A	New Orleans	63 54		
												345	H	New Orleans	75 62		
LAST 12 Division I GAMES:																	
				318	A	Grambling	62 67	330	H	Alabama St.	68 63						
				248	H	Prairie View	57 50	284	H	Mississippi Val.	64 71						
				187	H	Texas Southern	61 65	345	A	New Orleans	63 54						
				334	A	Alcorn	50 41	345	H	New Orleans	75 62						
				261	A	Southern U.	44 67	247	H	Neb. Omaha	63 67						
				297	H	Alabama A&M	62 73	74	A	Wichita St.	43 81						

Non-Div I Games: Philander Smith 67 48 LeMoyne-Owen 87 57

Ark.-Pine Bluff

■ Loss,
 ■ Non-Conf,
 ■ S Site,
 ■ H Home
 ■ A Away
 N Neutral

Arkansas

Through Games Of Sunday, January 27, 2013

Average RPI Win:	204	WON-LOST	WINNING	LAST 10	STRENGTH OF	OPP. STRENGTH	TEAM	ADJ.	CONF.	ADJ CONF.
Average RPI Loss:	30	RECORD	PCT. RANK	GAMES	SCHEDULE	OF SCHEDULE	RPI	RPI	RPI	RPI
DIV. I ONLY	14- 6	65	5- 5	112	59	69	69	3	3	
DIV. I NON-CONF.	12- 1	4	5- 0	297	163	77	77	6	6	
TOTALS	RPI 1-25	RPI 26-50	W-L RECORDS	RPI 51-100	RPI 101-150	RPI 150+				
14- 6	0- 4	1- 1	OVERALL	2- 1	0- 0	11- 0				
8- 3	0- 3	1- 0	HOME	1- 0	0- 0	6- 0				
5- 2	0- 0	0- 1	AWAY	1- 1	0- 0	4- 0				
1- 1	0- 1	0- 0	NEUTRAL	0- 0	0- 0	1- 0				
12- 1	0- 1	1- 0	NON-CONFERENCE	0- 0	0- 0	11- 0				
7- 0	0- 0	1- 0	HOME	0- 0	0- 0	6- 0				
4- 0	0- 0	0- 0	AWAY	0- 0	0- 0	4- 0				
1- 1	0- 1	0- 0	NEUTRAL	0- 0	0- 0	1- 0				
2- 5	0- 3	0- 1	CONFERENCE	2- 1	0- 0	0- 0				
1- 3	0- 3	0- 0	HOME	1- 0	0- 0	0- 0				
1- 2	0- 0	0- 1	AWAY	1- 1	0- 0	0- 0				
0- 0	0- 0	0- 0	NEUTRAL	0- 0	0- 0	0- 0				

RPI 1-25				RPI 26-50				RPI 51-100				RPI 101+			
RPI	S	Opponent	Score	RPI	S	Opponent	Score	RPI	S	Opponent	Score	RPI	S	Opponent	Score
11	H	South Carolina	40 43	30	A	Vanderbilt	58 78	64	H	LSU	63 54	171	A	Oral Roberts	80 57
12	H	Texas A&M	51 63	43	H	Kansas	64 56	77	A	Auburn	47 50	174	A	Hawaii	83 68
22	H	Georgia	53 57					85	A	Missouri	58 50	187	H	Texas Southern	72 50
25	N	Oklahoma	70 73									207	H	Pepperdine	64 39
												237	A	Tulsa	64 56
												243	A	Furman	73 38
												274	N	Oregon	79 67
												278	H	Coppin St.	71 57
												284	H	Mississippi Val.	99 42
												286	H	Northwestern St.	80 41
												325	H	Jackson St.	97 58
LAST 12 Division I GAMES:															
11	H	South Carolina	40 43	77	A	Auburn	47 50								
85	A	Missouri	58 50	278	H	Coppin St.	71 57								
22	H	Georgia	53 57	286	H	Northwestern St.	80 41								
30	A	Vanderbilt	58 78	284	H	Mississippi Val.	99 42								
64	H	LSU	63 54	243	A	Furman	73 38								
12	H	Texas A&M	51 63	43	H	Kansas	64 56								

Non-Div I Games:

Arkansas

■ Loss,
■ Non-Conf, S Site,
■ Home
■ Away
N Neutral

Average RPI Win:	198	WON-LOST	WINNING	LAST 10	STRENGTH OF	OPP. STRENGTH	TEAM	ADJ.	CONF.	ADJ CONF.
Average RPI Loss:	121	RECORD	PCT. RANK	GAMES	SCHEDULE	OF SCHEDULE	RPI	RPI	RPI	RPI
DIV. I ONLY	11- 9	145	8- 2	119	163	130	130	13	13	
DIV. I NON-CONF.	3- 6	242	2- 1	124	210	235	235	13	13	
TOTALS	RPI 1-25	RPI 26-50	W-L RECORDS	RPI 51-100	RPI 101-150	RPI 150+				
11- 9	0- 0	0- 2	OVERALL	3- 1	0- 4	8- 2				
8- 3	0- 0	0- 1	HOME	2- 1	0- 0	6- 1				
3- 6	0- 0	0- 1	AWAY	1- 0	0- 4	2- 1				
0- 0	0- 0	0- 0	NEUTRAL	0- 0	0- 0	0- 0				
3- 6	0- 0	0- 1	NON-CONFERENCE	0- 1	0- 3	3- 1				
3- 2	0- 0	0- 0	HOME	0- 1	0- 0	3- 1				
0- 4	0- 0	0- 1	AWAY	0- 0	0- 3	0- 0				
0- 0	0- 0	0- 0	NEUTRAL	0- 0	0- 0	0- 0				
8- 3	0- 0	0- 1	CONFERENCE	3- 0	0- 1	5- 1				
5- 1	0- 0	0- 1	HOME	2- 0	0- 0	3- 0				
3- 2	0- 0	0- 0	AWAY	1- 0	0- 1	2- 1				
0- 0	0- 0	0- 0	NEUTRAL	0- 0	0- 0	0- 0				

RPI 1-25				RPI 26-50				RPI 51-100				RPI 101+ Team's RPI: 130			
RPI	S	Opponent	Score	RPI	S	Opponent	Score	RPI	S	Opponent	Score	RPI	S	Opponent	Score
				42	A	Toledo	34 56	74	H	Wichita St.	51 60	108	A	Missouri St.	60 83
				48	H	Middle Tenn.	70 72	75	H	Western Ky.	63 58	109	A	Southern California	58 72
								95	A	FIU	60 57	139	A	South Ala.	47 53
								95	H	FIU	49 43	143	A	UT Martin	62 72
												173	A	Fla. Atlantic	71 79
												173	H	Fla. Atlantic	74 56
												177	H	Central Ark.	58 51
												197	H	Nicholls St.	66 58
												238	A	La.-Lafayette	48 39
												238	H	La.-Lafayette	77 53
												250	H	Southeast Mo. St.	51 52
												265	H	La.-Monroe	71 58
												306	H	Austin Peay	75 44
												320	A	Troy	87 74
LAST 12 Division I GAMES:															
				173	H	Fla. Atlantic	74 56	48	H	Middle Tenn.	70 72				
				320	A	Troy	87 74	139	A	South Ala.	47 53				
				265	H	La.-Monroe	71 58	238	H	La.-Lafayette	77 53				
				238	A	La.-Lafayette	48 39	197	H	Nicholls St.	66 58				
				95	H	FIU	49 43	306	H	Austin Peay	75 44				
				75	H	Western Ky.	63 58	108	A	Missouri St.	60 83				

Non-Div I Games:

Arkansas St.

Through Games of Sunday, January 17, 2010										
Average RPI Win:	263	WON-LOST	WINNING	LAST 10	STRENGTH OF	OPP. STRENGTH	TEAM	ADJ.	CONF.	ADJ CONF.
Average RPI Loss:	214	RECORD	PCT. RANK	GAMES	SCHEDULE	OF SCHEDULE	RPI	RPI	RPI	RPI
DIV. I ONLY	14- 5	52	6- 3	342	299	201	201	17	17	
DIV. I NON-CONF.	10- 4	71	3- 3	344	320	254	254	20	20	

TOTALS	RPI 1-25	RPI 26-50		W-L RECORDS		RPI 51-100	RPI 101-150	RPI 150+		
14- 5	0- 0	0- 0		OVERALL		0- 0	1- 1	13- 4		
7- 2	0- 0	0- 0		HOME		0- 0	1- 0	6- 2		
7- 3	0- 0	0- 0		AWAY		0- 0	0- 1	7- 2		
0- 0	0- 0	0- 0		NEUTRAL		0- 0	0- 0	0- 0		
10- 4	0- 0	0- 0		NON-CONFERENCE		0- 0	0- 0	10- 4		
4- 2	0- 0	0- 0		HOME		0- 0	0- 0	4- 2		
6- 2	0- 0	0- 0		AWAY		0- 0	0- 0	6- 2		
0- 0	0- 0	0- 0		NEUTRAL		0- 0	0- 0	0- 0		
4- 1	0- 0	0- 0		CONFERENCE		0- 0	1- 1	3- 0		
3- 0	0- 0	0- 0		HOME		0- 0	1- 0	2- 0		
1- 1	0- 0	0- 0		AWAY		0- 0	0- 1	1- 0		
0- 0	0- 0	0- 0		NEUTRAL		0- 0	0- 0	0- 0		

RPI 1-25				RPI 26-50				RPI 51-100				RPI 101+				Team's RPI: 201	
RPI	S	Opponent	Score	RPI	S	Opponent	Score	RPI	S	Opponent	Score	RPI	S	Opponent	Score		
												119	A	American	42	45	
												146	H	Bucknell	68	60	
												165	H	Yale	53	47	
												183	H	Navy	53	42	
												195	A	Rider	60	66	
												217	H	Penn	58	53	
												224	H	Loyola Maryland	47	53	
												230	A	Lafayette	63	43	
												236	A	Fairleigh Dickinson	57	52	
												252	H	Colgate	51	48	
												266	H	St. Francis Brooklyn	47	59	
												267	A	Brown	45	48	
												309	H	Bryant	67	51	
												313	A	Morgan St.	63	59	
												316	A	Weber St.	77	58	
												322	A	Manhattan	54	49	
												324	A	Wagner	65	62	
												332	A	Air Force	72	68	
												343	H	Columbia	61	51	
LAST 12 Division I GAMES:																	
				119	A	American	42	45	267	A	Brown	45	48				
				252	H	Colgate	51	48	309	H	Bryant	67	51				
				183	H	Navy	53	42	224	H	Loyola Maryland	47	53				
				230	A	Lafayette	63	43	195	A	Rider	60	66				
				146	H	Bucknell	68	60	322	A	Manhattan	54	49				
				313	A	Morgan St.	63	59	165	H	Yale	53	47				

Non-Div I Games:	Merchant Marine	77	40
------------------	-----------------	----	----

Army

Loss, Non-Conf, S Site, H Home A Away N Neutral

Average RPI Win: 215	WON-LOST	WINNING	LAST 10	STRENGTH OF	OPP. STRENGTH	TEAM	ADJ.	CONF.	ADJ CONF.
Average RPI Loss: 53	RECORD	PCT. RANK	GAMES	SCHEDULE	OF SCHEDULE	RPI	RPI	RPI	RPI
DIV. I ONLY	13- 7	82	5- 5	101	123	77	77	3	3
DIV. I NON-CONF.	11- 2	23	5- 0	258	244	84	84	6	6
<hr/>									
TOTALS	RPI 1-25	RPI 26-50	W-L RECORDS	RPI 51-100	RPI 101-150	RPI 150+			
13- 7	0- 3	0- 1	OVERALL	2- 2	3- 1	8- 0			
9- 1	0- 1	0- 0	HOME	2- 0	2- 0	5- 0			
2- 5	0- 2	0- 0	AWAY	0- 2	1- 1	1- 0			
2- 1	0- 0	0- 1	NEUTRAL	0- 0	0- 0	2- 0			
11- 2	0- 0	0- 1	NON-CONFERENCE	1- 1	3- 0	7- 0			
7- 0	0- 0	0- 0	HOME	1- 0	2- 0	4- 0			
2- 1	0- 0	0- 0	AWAY	0- 1	1- 0	1- 0			
2- 1	0- 0	0- 1	NEUTRAL	0- 0	0- 0	2- 0			
2- 5	0- 3	0- 0	CONFERENCE	1- 1	0- 1	1- 0			
2- 1	0- 1	0- 0	HOME	1- 0	0- 0	1- 0			
0- 4	0- 2	0- 0	AWAY	0- 1	0- 1	0- 0			
0- 0	0- 0	0- 0	NEUTRAL	0- 0	0- 0	0- 0			

RPI 1-25				RPI 26-50				RPI 51-100 Team's RPI: 77				RPI 101+			
RPI	S	Opponent	Score	RPI	S	Opponent	Score	RPI	S	Opponent	Score	RPI	S	Opponent	Score
5	H	Tennessee	66 75	47	N	San Diego St.	57 78	51	H	Chattanooga	53 40	117	A	Alabama	51 61
9	A	Kentucky	53 97					69	H	Arkansas	50 47	121	H	Temple	71 49
12	A	Texas A&M	56 78					85	A	Missouri	76 82	124	A	Tulane	70 65
								97	A	North Carolina St.	71 85	140	H	Hofstra	68 58
												191	A	George Washington	69 59
												253	H	Samford	80 51
												258	H	Ole Miss	76 52
												297	H	Alabama A&M	93 44
												307	H	Jacksonville	85 49
												326	N	Maine	71 41
												330	H	Alabama St.	80 43
												333	N	A&M-Corpus Christi	72 57
<hr/>															
LAST 12 Division I GAMES:															
117	A	Alabama	51 61	69	H	Arkansas	50 47								
9	A	Kentucky	53 97	253	H	Samford	80 51								
5	H	Tennessee	66 75	307	H	Jacksonville	85 49								
12	A	Texas A&M	56 78	51	H	Chattanooga	53 40								
258	H	Ole Miss	76 52	121	H	Temple	71 49								
85	A	Missouri	76 82	191	A	George Washington	69 59								

Non-Div I Games:

Auburn

■ Loss,
 ■ Non-Conf,
 ■ S Site,
 ■ H Home
 ■ A Away
 N Neutral

Average RPI Win:	297	WON-LOST	WINNING	LAST 10	STRENGTH OF	OPP. STRENGTH	TEAM	ADJ.	CONF.	ADJ CONF.
Average RPI Loss:	170	RECORD	PCT. RANK	GAMES	SCHEDULE	OF SCHEDULE	RPI	RPI	RPI	RPI
DIV. I ONLY	4- 14	305	2- 8	223	246	306	306	27	27	
DIV. I NON-CONF.	4- 7	230	2- 2	230	216	247	247	26	26	
TOTALS	RPI 1-25	RPI 26-50	W-L RECORDS	RPI 51-100	RPI 101-150	RPI 150+				
4- 14	0- 0	0- 3	OVERALL	0- 0	0- 3	4- 8				
3- 5	0- 0	0- 1	HOME	0- 0	0- 0	3- 4				
1- 8	0- 0	0- 2	AWAY	0- 0	0- 3	1- 3				
0- 1	0- 0	0- 0	NEUTRAL	0- 0	0- 0	0- 1				
4- 7	0- 0	0- 3	NON-CONFERENCE	0- 0	0- 2	4- 2				
3- 1	0- 0	0- 1	HOME	0- 0	0- 0	3- 0				
1- 5	0- 0	0- 2	AWAY	0- 0	0- 2	1- 1				
0- 1	0- 0	0- 0	NEUTRAL	0- 0	0- 0	0- 1				
0- 7	0- 0	0- 0	CONFERENCE	0- 0	0- 1	0- 6				
0- 4	0- 0	0- 0	HOME	0- 0	0- 0	0- 4				
0- 3	0- 0	0- 0	AWAY	0- 0	0- 1	0- 2				
0- 0	0- 0	0- 0	NEUTRAL	0- 0	0- 0	0- 0				

RPI 1-25			RPI 26-50			RPI 51-100			RPI 101+ Team's RPI: 306		
RPI	S	Opponent	Score	RPI	S	Opponent	Score	RPI	S	Opponent	Score
				30	A	Vanderbilt	36 67	129	A	UAB	54 72
				34	H	Louisville	52 90	130	A	Arkansas St.	44 75
				48	A	Middle Tenn.	56 70	143	A	UT Martin	57 84
								155	H	Eastern Ill.	43 68
								203	H	Murray St.	72 77
								206	H	SIU Edwardsville	49 54
								213	A	Tennessee Tech	51 73
								249	H	Ball St.	79 66
								250	A	Southeast Mo. St.	57 71
								256	A	UTSA	67 69
								285	H	Morehead St.	71 77
								297	A	Alabama A&M	67 54
								301	N	William & Mary	76 88
								314	H	Binghamton	71 67
								328	H	Lipscomb	69 42
LAST 12 Division I GAMES:											
213	A	Tennessee Tech	51 73	250	A	Southeast Mo. St.	57 71				
206	H	SIU Edwardsville	49 54	297	A	Alabama A&M	67 54				
155	H	Eastern Ill.	43 68	328	H	Lipscomb	69 42				
285	H	Morehead St.	71 77	130	A	Arkansas St.	44 75				
203	H	Murray St.	72 77	48	A	Middle Tenn.	56 70				
143	A	UT Martin	57 84	249	H	Ball St.	79 66				

Non-Div I Games: St. Catharine 84 62

Austin Peay

■ Loss,
 ■ Non-Conf,
 ■ S Site,
 ■ H Home
 ■ A Away
 N Neutral

Average RPI Win:	178	WON-LOST	WINNING	LAST 10	STRENGTH OF	OPP. STRENGTH	TEAM	ADJ.	CONF.	ADJ CONF.
Average RPI Loss:	107	RECORD	PCT. RANK	GAMES	SCHEDULE	OF SCHEDULE	RPI	RPI	RPI	RPI
DIV. I ONLY	12- 6	77	7- 2	235	54	92	92	7	7	
DIV. I NON-CONF.	8- 4	84	5- 0	261	51	109	109	7	7	
TOTALS	RPI 1-25	RPI 26-50	W-L RECORDS	RPI 51-100	RPI 101-150	RPI 150+				
12- 6	0- 0	0- 1	OVERALL	1- 1	3- 2	8- 2				
8- 0	0- 0	0- 0	HOME	0- 0	1- 0	7- 0				
4- 5	0- 0	0- 0	AWAY	1- 1	2- 2	1- 2				
0- 1	0- 0	0- 1	NEUTRAL	0- 0	0- 0	0- 0				
8- 4	0- 0	0- 1	NON-CONFERENCE	0- 0	3- 2	5- 1				
5- 0	0- 0	0- 0	HOME	0- 0	1- 0	4- 0				
3- 3	0- 0	0- 0	AWAY	0- 0	2- 2	1- 1				
0- 1	0- 0	0- 1	NEUTRAL	0- 0	0- 0	0- 0				
4- 2	0- 0	0- 0	CONFERENCE	1- 1	0- 0	3- 1				
3- 0	0- 0	0- 0	HOME	0- 0	0- 0	3- 0				
1- 2	0- 0	0- 0	AWAY	1- 1	0- 0	0- 1				
0- 0	0- 0	0- 0	NEUTRAL	0- 0	0- 0	0- 0				

RPI 1-25				RPI 26-50				RPI 51-100				Team's RPI: 92		RPI 101+			
RPI	S	Opponent	Score	RPI	S	Opponent	Score	RPI	S	Opponent	Score			RPI	S	Opponent	Score
				29	N	Creighton	62 65	53	A	Gonzaga	59 74			104	A	Arizona	62 48
								91	A	San Diego	57 54			110	A	Utah	53 48
														111	A	Boston College	56 62
														115	A	Harvard	65 71
														136	H	UC Santa Barbara	67 39
														164	A	San Francisco	56 65
														164	H	San Francisco	80 58
														168	A	Washington St.	52 67
														172	H	Seattle	70 62
														190	H	Utah St.	81 77
														202	H	Loyola Marymount	72 53
														207	H	Pepperdine	68 42
														210	A	Dartmouth	58 57
														237	H	Tulsa	70 48
														316	H	Weber St.	80 55
LAST 12 Division I GAMES:																	
				164	A	San Francisco	56 65					172	H	Seattle	70 62		
				202	H	Loyola Marymount	72 53					136	H	UC Santa Barbara	67 39		
				53	A	Gonzaga	59 74					237	H	Tulsa	70 48		
				207	H	Pepperdine	68 42					110	A	Utah	53 48		
				91	A	San Diego	57 54					190	H	Utah St.	81 77		
				164	H	San Francisco	80 58					29	N	Creighton	62 65		

Non-Div I Games: Western N.M. 72 31

BYU

■ Loss,
 ■ Non-Conf, S Site,
 ■ Home
 ■ Away
 N Neutral

Average RPI Win:	254	WON-LOST	WINNING	LAST 10	STRENGTH OF	OPP. STRENGTH	TEAM	ADJ.	CONF.	ADJ CONF.
Average RPI Loss:	167	RECORD	PCT. RANK	GAMES	SCHEDULE	OF SCHEDULE	RPI	RPI	RPI	RPI
DIV. I ONLY	8- 11	205	5- 5	253	275	249	249	18	18	
DIV. I NON-CONF.	3- 10	295	1- 5	212	281	300	300	17	17	
TOTALS	RPI 1-25	RPI 26-50	W-L RECORDS	RPI 51-100	RPI 101-150	RPI 150+				
8- 11	0- 0	0- 0	OVERALL	0- 4	2- 1	6- 6				
5- 4	0- 0	0- 0	HOME	0- 2	2- 0	3- 2				
3- 7	0- 0	0- 0	AWAY	0- 2	0- 1	3- 4				
0- 0	0- 0	0- 0	NEUTRAL	0- 0	0- 0	0- 0				
3- 10	0- 0	0- 0	NON-CONFERENCE	0- 3	1- 1	2- 6				
2- 4	0- 0	0- 0	HOME	0- 2	1- 0	1- 2				
1- 6	0- 0	0- 0	AWAY	0- 1	0- 1	1- 4				
0- 0	0- 0	0- 0	NEUTRAL	0- 0	0- 0	0- 0				
5- 1	0- 0	0- 0	CONFERENCE	0- 1	1- 0	4- 0				
3- 0	0- 0	0- 0	HOME	0- 0	1- 0	2- 0				
2- 1	0- 0	0- 0	AWAY	0- 1	0- 0	2- 0				
0- 0	0- 0	0- 0	NEUTRAL	0- 0	0- 0	0- 0				

RPI 1-25				RPI 26-50				RPI 51-100				RPI 101+				Team's RPI: 249	
RPI	S	Opponent	Score	RPI	S	Opponent	Score	RPI	S	Opponent	Score	RPI	S	Opponent	Score		
								63	H	Wyoming	61	64	106	A	Stetson	66	78
								80	A	Illinois St.	56	71	114	H	Miami (OH)	62	59
								94	A	Bowling Green	42	73	116	H	Detroit	73	64
								100	H	Butler	62	70	158	H	Evansville	45	54
													203	A	Murray St.	53	63
													211	A	Valparaiso	53	58
													246	H	Northern Ky.	67	69
													273	A	Marshall	45	70
													276	A	Buffalo	69	55
													279	A	Northern Ill.	57	51
													292	H	IPFW	53	46
													295	H	Ohio	77	46
													306	A	Austin Peay	66	79
													319	A	Bethune-Cookman	61	56
													339	H	Kent St.	59	44
LAST 12 Division I GAMES:																	
295	H	Ohio	77	46	211	A	Valparaiso	53	58								
276	A	Buffalo	69	55	63	H	Wyoming	61	64								
339	H	Kent St.	59	44	80	A	Illinois St.	56	71								
94	A	Bowling Green	42	73	246	H	Northern Ky.	67	69								
279	A	Northern Ill.	57	51	116	H	Detroit	73	64								
114	H	Miami (OH)	62	59	306	A	Austin Peay	66	79								

Non-Div I Games:

Ball St.

■ Loss,
 ■ Non-Conf, S Site,
 ■ Home
 ■ Away
 N Neutral

Average RPI Win:	88	WON-LOST	WINNING	LAST 10	STRENGTH OF	OPP. STRENGTH	TEAM	ADJ.	CONF.	ADJ CONF.
Average RPI Loss:	1	RECORD	PCT. RANK	GAMES	SCHEDULE	OF SCHEDULE	RPI	RPI	RPI	RPI
DIV. I ONLY	18- 1	1	10- 0	2	7	2	2	1	1	
DIV. I NON-CONF.	10- 1	16	4- 0	3	13	3	3	1	1	
TOTALS	RPI 1-25	RPI 26-50	W-L RECORDS	RPI 51-100	RPI 101-150	RPI 150+				
18- 1	4- 1	5- 0	OVERALL	1- 0	5- 0	3- 0				
10- 0	3- 0	2- 0	HOME	1- 0	2- 0	2- 0				
7- 0	1- 0	3- 0	AWAY	0- 0	2- 0	1- 0				
1- 1	0- 1	0- 0	NEUTRAL	0- 0	1- 0	0- 0				
10- 1	3- 1	0- 0	NON-CONFERENCE	0- 0	4- 0	3- 0				
6- 0	2- 0	0- 0	HOME	0- 0	2- 0	2- 0				
3- 0	1- 0	0- 0	AWAY	0- 0	1- 0	1- 0				
1- 1	0- 1	0- 0	NEUTRAL	0- 0	1- 0	0- 0				
8- 0	1- 0	5- 0	CONFERENCE	1- 0	1- 0	0- 0				
4- 0	1- 0	2- 0	HOME	1- 0	0- 0	0- 0				
4- 0	0- 0	3- 0	AWAY	0- 0	1- 0	0- 0				
0- 0	0- 0	0- 0	NEUTRAL	0- 0	0- 0	0- 0				

RPI	S	Opponent	Score	RPI	S	Opponent	Score	RPI	S	Opponent	Score	RPI	S	Opponent	Score
1	N	Stanford	69 71	28	A	Iowa St.	66 51	54	H	West Virginia	76 58	107	H	Liberty	92 60
5	H	Tennessee	76 53	28	H	Iowa St.	67 39					128	A	Rice	89 49
6	A	Notre Dame	73 61	31	H	Oklahoma St.	83 49					137	H	Lamar	80 34
9	H	Kentucky	85 51	43	A	Kansas	82 60					141	A	TCU	74 35
25	H	Oklahoma	82 65	49	A	Kansas St.	90 69					143	N	UT Martin	82 67
LAST 12 Division I GAMES:															
25	H	Oklahoma	82 65	31	H	Oklahoma St.	83 49					171	H	Oral Roberts	94 56
28	A	Iowa St.	66 51	141	A	TCU	74 35					174	A	Hawaii	77 42
54	H	West Virginia	76 58	300	H	Southeastern La.	106 41					300	H	Southeastern La.	106 41
49	A	Kansas St.	90 69	5	H	Tennessee	76 53								
43	A	Kansas	82 60	171	H	Oral Roberts	94 56								
28	H	Iowa St.	67 39	6	A	Notre Dame	73 61								

Non-Div I Games:

Baylor

Belmont

Through Games Of Sunday, January 27, 2013

Average RPI Win:	244	WON-LOST	WINNING	LAST 10	STRENGTH OF	OPP. STRENGTH	TEAM	ADJ.	CONF.	ADJ CONF.
Average RPI Loss:	170	RECORD	PCT. RANK	GAMES	SCHEDULE	OF SCHEDULE	RPI	RPI	RPI	RPI
DIV. I ONLY	12- 9	132	7- 3	248	253	163	163	27	27	
DIV. I NON-CONF.	5- 7	210	1- 2	271	228	228	228	26	26	
TOTALS	RPI 1-25	RPI 26-50	W-L RECORDS	RPI 51-100	RPI 101-150	RPI 150+				
12- 9	0- 1	0- 0	OVERALL	0- 1	1- 0	11- 7				
7- 2	0- 0	0- 0	HOME	0- 1	1- 0	6- 1				
5- 7	0- 1	0- 0	AWAY	0- 0	0- 0	5- 6				
0- 0	0- 0	0- 0	NEUTRAL	0- 0	0- 0	0- 0				
5- 7	0- 1	0- 0	NON-CONFERENCE	0- 1	0- 0	5- 5				
2- 2	0- 0	0- 0	HOME	0- 1	0- 0	2- 1				
3- 5	0- 1	0- 0	AWAY	0- 0	0- 0	3- 4				
0- 0	0- 0	0- 0	NEUTRAL	0- 0	0- 0	0- 0				
7- 2	0- 0	0- 0	CONFERENCE	0- 0	1- 0	6- 2				
5- 0	0- 0	0- 0	HOME	0- 0	1- 0	4- 0				
2- 2	0- 0	0- 0	AWAY	0- 0	0- 0	2- 2				
0- 0	0- 0	0- 0	NEUTRAL	0- 0	0- 0	0- 0				

RPI	S	Opponent	Score	RPI	S	Opponent	Score	RPI	S	Opponent	Score	RPI	S	Opponent	Score	Team's RPI: 163
22	A	Georgia	38 70					51	H	Chattanooga	54 84	143	H	UT Martin	58 56	
												154	H	IUPUI	53 61	
												159	A	Indiana St.	34 48	
												166	A	Indiana	58 54	
												184	A	Cincinnati	54 68	
												203	A	Murray St.	59 50	
												205	A	Eastern Ky.	51 55	
												205	H	Eastern Ky.	65 49	
												206	H	SIU Edwardsville	66 52	
												212	H	Tennessee St.	66 54	
												213	A	Tennessee Tech	52 58	
												229	H	Georgia St.	85 62	
												250	H	Southeast Mo. St.	71 58	
												258	A	Ole Miss	48 63	
												281	A	Texas St.	76 82	
												314	H	Binghamton	66 47	
												328	A	Lipscomb	70 54	
												333	A	A&M-Corpus Christi	75 54	
												338	A	Jacksonville St.	68 62	
LAST 12 Division I GAMES:																
205	A	Eastern Ky.	51 55	213	A	Tennessee Tech	52 58									
205	H	Eastern Ky.	65 49	250	H	Southeast Mo. St.	71 58									
212	H	Tennessee St.	66 54	206	H	SIU Edwardsville	66 52									
203	A	Murray St.	59 50	184	A	Cincinnati	54 68									
143	H	UT Martin	58 56	258	A	Ole Miss	48 63									
338	A	Jacksonville St.	68 62	229	H	Georgia St.	85 62									

Non-Div I Games:

Belmont

Loss, Non-Conf, S Site, H Home A Away N Neutral

Bethune-Cookman

Through Games Of Sunday, January 27, 2013

Average RPI Win:	273	WON-LOST	WINNING	LAST 10	STRENGTH OF	OPP. STRENGTH	TEAM	ADJ.	CONF.	ADJ CONF.
Average RPI Loss:	228	RECORD	PCT. RANK	GAMES	SCHEDULE	OF SCHEDULE	RPI	RPI	RPI	RPI
DIV. I ONLY	6- 10	239	5- 5	343	319	319	319	30	30	
DIV. I NON-CONF.	3- 7	264	2- 3	338	325	331	331	30	30	
TOTALS	RPI 1-25	RPI 26-50	W-L RECORDS	RPI 51-100	RPI 101-150	RPI 150+				
6- 10	0- 0	0- 0	OVERALL	0- 0	0- 1	6- 9				
3- 3	0- 0	0- 0	HOME	0- 0	0- 0	3- 3				
1- 7	0- 0	0- 0	AWAY	0- 0	0- 1	1- 6				
2- 0	0- 0	0- 0	NEUTRAL	0- 0	0- 0	2- 0				
3- 7	0- 0	0- 0	NON-CONFERENCE	0- 0	0- 1	3- 6				
1- 2	0- 0	0- 0	HOME	0- 0	0- 0	1- 2				
0- 5	0- 0	0- 0	AWAY	0- 0	0- 1	0- 4				
2- 0	0- 0	0- 0	NEUTRAL	0- 0	0- 0	2- 0				
3- 3	0- 0	0- 0	CONFERENCE	0- 0	0- 0	3- 3				
2- 1	0- 0	0- 0	HOME	0- 0	0- 0	2- 1				
1- 2	0- 0	0- 0	AWAY	0- 0	0- 0	1- 2				
0- 0	0- 0	0- 0	NEUTRAL	0- 0	0- 0	0- 0				

RPI 1-25			RPI 26-50			RPI 51-100			RPI 101+ Team's RPI: 319		
RPI	S	Opponent	Score	RPI	S	Opponent	Score	RPI	S	Opponent	Score
								106	A	Stetson	52 66
								151	A	UCF	43 64
								156	A	South Carolina St.	39 58
								167	H	N.C. A&T	69 64
								173	H	Fla. Atlantic	71 61
								208	H	Holy Cross	54 63
								249	H	Ball St.	56 61
								250	A	Florida A&M	60 76
								257	A	North Florida	55 56
								260	H	Delaware St.	57 62
								304	A	Savannah St.	50 41
								307	A	Jacksonville	54 68
								312	N	Ga. Southern	59 48
								339	A	Kent St.	55 73
								340	N	UNC Asheville	74 57
								342	H	N.C. Central	55 32
LAST 12 Division I GAMES:											
260	H	Delaware St.	57 62	339	A	Kent St.	55 73				
304	A	Savannah St.	50 41	208	H	Holy Cross	54 63				
156	A	South Carolina St.	39 58	312	N	Ga. Southern	59 48				
342	H	N.C. Central	55 32	340	N	UNC Asheville	74 57				
167	H	N.C. A&T	69 64	151	A	UCF	43 64				
250	A	Florida A&M	60 76	257	A	North Florida	55 56				

Non-Div I Games: Edward Waters 88 46 Trinity Baptist 84 41

Bethune-Cookman

■ Loss,
 ■ Non-Conf, S Site,
 ■ Home
 ■ Away
 N Neutral

Binghamton

Through Games Of Sunday, January 27, 2013

Average RPI Win:	230	WON-LOST	WINNING	LAST 10	STRENGTH OF	OPP. STRENGTH	TEAM	ADJ.	CONF.	ADJ CONF.
Average RPI Loss:	202	RECORD	PCT. RANK	GAMES	SCHEDULE	OF SCHEDULE	RPI	RPI	RPI	RPI
DIV. I ONLY	3- 17	325	2- 8	214	316	314	314	22	22	
DIV. I NON-CONF.	1- 12	331	1- 4	266	322	332	332	25	25	
TOTALS	RPI 1-25	RPI 26-50	W-L RECORDS	RPI 51-100	RPI 101-150	RPI 150+				
3- 17	0- 0	0- 1	OVERALL	1- 3	0- 0	2- 13				
1- 7	0- 0	0- 0	HOME	1- 1	0- 0	0- 6				
2- 8	0- 0	0- 1	AWAY	0- 2	0- 0	2- 5				
0- 2	0- 0	0- 0	NEUTRAL	0- 0	0- 0	0- 2				
1- 12	0- 0	0- 1	NON-CONFERENCE	0- 1	0- 0	1- 10				
0- 4	0- 0	0- 0	HOME	0- 0	0- 0	0- 4				
1- 6	0- 0	0- 1	AWAY	0- 1	0- 0	1- 4				
0- 2	0- 0	0- 0	NEUTRAL	0- 0	0- 0	0- 2				
2- 5	0- 0	0- 0	CONFERENCE	1- 2	0- 0	1- 3				
1- 3	0- 0	0- 0	HOME	1- 1	0- 0	0- 2				
1- 2	0- 0	0- 0	AWAY	0- 1	0- 0	1- 1				
0- 0	0- 0	0- 0	NEUTRAL	0- 0	0- 0	0- 0				

RPI 1-25				RPI 26-50				RPI 51-100				RPI 101+				Team's RPI: 314	
RPI	S	Opponent	Score	RPI	S	Opponent	Score	RPI	S	Opponent	Score	RPI	S	Opponent	Score		
				33	A	Syracuse	45 68	65	A	Boston U.	52 57	163	A	Belmont	47 66		
								83	A	Arizona St.	35 60	189	A	St. Bonaventure	34 61		
								89	H	Hartford	46 44	222	A	Stony Brook	34 56		
								98	H	Albany (NY)	47 72	226	A	Lehigh	37 67		
												236	N	Fairleigh Dickinson	41 54		
												240	H	Canisius	48 61		
												241	H	New Hampshire	52 60		
												245	H	Niagara	57 63		
												259	H	Cornell	56 60		
												272	H	Vermont	56 61		
												276	A	Buffalo	65 60		
												280	H	Siena	44 62		
												282	N	UNLV	56 58		
												306	A	Austin Peay	67 71		
												326	A	Maine	67 65		
LAST 12 Division I GAMES:																	
				241	H	New Hampshire	52 60	89	H	Hartford	46 44						
				326	A	Maine	67 65	236	N	Fairleigh Dickinson	41 54						
				272	H	Vermont	56 61	226	A	Lehigh	37 67						
				65	A	Boston U.	52 57	33	A	Syracuse	45 68						
				222	A	Stony Brook	34 56	245	H	Niagara	57 63						
				98	H	Albany (NY)	47 72	276	A	Buffalo	65 60						

Non-Div I Games:

Binghamton

Loss, Non-Conf, S Site, H Home A Away N Neutral

Average RPI Win:	249	WON-LOST	WINNING	LAST 10	STRENGTH OF	OPP. STRENGTH	TEAM	ADJ.	CONF.	ADJ CONF.
Average RPI Loss:	120	RECORD	PCT. RANK	GAMES	SCHEDULE	OF SCHEDULE	RPI	RPI	RPI	RPI
DIV. I ONLY	8- 8	163	4- 4	258	194	233	233	16	16	
DIV. I NON-CONF.	5- 6	187	2- 3	285	209	246	246	16	16	
TOTALS	RPI 1-25	RPI 26-50	W-L RECORDS	RPI 51-100	RPI 101-150	RPI 150+				
8- 8	0- 0	0- 1	OVERALL	1- 2	0- 2	7- 3				
5- 3	0- 0	0- 0	HOME	1- 0	0- 2	4- 1				
2- 4	0- 0	0- 1	AWAY	0- 1	0- 0	2- 2				
1- 1	0- 0	0- 0	NEUTRAL	0- 1	0- 0	1- 0				
5- 6	0- 0	0- 1	NON-CONFERENCE	0- 1	0- 2	5- 2				
2- 3	0- 0	0- 0	HOME	0- 0	0- 2	2- 1				
2- 2	0- 0	0- 1	AWAY	0- 0	0- 0	2- 1				
1- 1	0- 0	0- 0	NEUTRAL	0- 1	0- 0	1- 0				
3- 2	0- 0	0- 0	CONFERENCE	1- 1	0- 0	2- 1				
3- 0	0- 0	0- 0	HOME	1- 0	0- 0	2- 0				
0- 2	0- 0	0- 0	AWAY	0- 1	0- 0	0- 1				
0- 0	0- 0	0- 0	NEUTRAL	0- 0	0- 0	0- 0				

RPI	S	Opponent	Score	RPI	S	Opponent	Score	RPI	S	Opponent	Score	RPI	S	Opponent	Score	Team's RPI: 233
33	A	Syracuse	48 87	63	H	Wyoming	70 68	103	H	Eastern Wash.	63 74	135	H	Idaho St.	55 64	
				78	A	Fresno St.	57 70	157	A	New Mexico	53 58	164	A	San Francisco	61 75	
				91	N	San Diego	70 77	188	H	South Dakota	52 50	196	H	Portland	49 73	
								244	H	Nevada	67 58	264	H	North Dakota St.	80 61	
								270	N	UMKC	71 64	311	A	Utah Valley	80 63	
								316	A	Weber St.	70 56	332	H	Air Force	66 65	
LAST 12 Division I GAMES:																
244	H	Nevada	67 58	188	H	South Dakota	52 50									
78	A	Fresno St.	57 70	196	H	Portland	49 73									
332	H	Air Force	66 65	103	H	Eastern Wash.	63 74									
157	A	New Mexico	53 58	270	N	UMKC	71 64									
63	H	Wyoming	70 68	91	N	San Diego	70 77									
33	A	Syracuse	48 87	164	A	San Francisco	61 75									

Non-Div I Games: Col. of Idaho 61 47 Carroll (MT) 76 64

Boise St.

■ Loss,
 ■ Non-Conf, S Site,
 ■ Home
 ■ Away
 N Neutral

Boston College

Through Games Of Sunday, January 27, 2013

Average RPI Win:	168	WON-LOST	WINNING	LAST 10	STRENGTH OF	OPP. STRENGTH	TEAM	ADJ.	CONF.	ADJ CONF.
Average RPI Loss:	66	RECORD	PCT. RANK	GAMES	SCHEDULE	OF SCHEDULE	RPI	RPI	RPI	RPI
DIV. I ONLY	8- 11	205	3- 7	35	81	111	111	4	4	
DIV. I NON-CONF.	6- 5	146	2- 2	97	198	132	132	3	3	
TOTALS	RPI 1-25	RPI 26-50	W-L RECORDS	RPI 51-100	RPI 101-150	RPI 150+				
8- 11	0- 4	0- 1	OVERALL	2- 4	1- 2	5- 0				
4- 5	0- 2	0- 0	HOME	2- 2	0- 1	2- 0				
3- 5	0- 2	0- 1	AWAY	0- 2	1- 0	2- 0				
1- 1	0- 0	0- 0	NEUTRAL	0- 0	0- 1	1- 0				
6- 5	0- 0	0- 0	NON-CONFERENCE	2- 4	0- 1	4- 0				
4- 2	0- 0	0- 0	HOME	2- 2	0- 0	2- 0				
1- 2	0- 0	0- 0	AWAY	0- 2	0- 0	1- 0				
1- 1	0- 0	0- 0	NEUTRAL	0- 0	0- 1	1- 0				
2- 6	0- 4	0- 1	CONFERENCE	0- 0	1- 1	1- 0				
0- 3	0- 2	0- 0	HOME	0- 0	0- 1	0- 0				
2- 3	0- 2	0- 1	AWAY	0- 0	1- 0	1- 0				
0- 0	0- 0	0- 0	NEUTRAL	0- 0	0- 0	0- 0				

RPI 1-25				RPI 26-50				RPI 51-100				RPI 101+ Team's RPI: 111			
RPI	S	Opponent	Score	RPI	S	Opponent	Score	RPI	S	Opponent	Score	RPI	S	Opponent	Score
17	A	Duke	56 80	45	A	Virginia	57 69	65	A	Boston U.	46 52	102	A	Virginia Tech	53 46
17	H	Duke	53 90					66	H	Rutgers	58 56	131	N	Sacred Heart	48 54
19	A	Florida St.	70 76					83	H	Arizona St.	59 68	133	H	Wake Forest	87 92
19	H	Florida St.	57 67					92	H	BYU	62 56	170	A	Clemson	66 43
								93	A	Hampton	57 60	196	N	Portland	68 40
								99	H	Northwestern	63 67	208	A	Holy Cross	71 52
												241	H	New Hampshire	64 59
												272	H	Vermont	80 43
LAST 12 Division I GAMES:															
17	A	Duke	56 80	17	H	Duke	53 90	93	A	Hampton	57 60				
45	A	Virginia	57 69					19	A	Florida St.	70 76				
133	H	Wake Forest	87 92					272	H	Vermont	80 43				
19	H	Florida St.	57 67					83	H	Arizona St.	59 68				
170	A	Clemson	66 43					66	H	Rutgers	58 56				
102	A	Virginia Tech	53 46												

Non-Div I Games:

Boston College

Loss, Non-Conf, S Site, H Home A Away N Neutral

Average RPI Win:	201	WON-LOST	WINNING	LAST 10	STRENGTH OF	OPP. STRENGTH	TEAM	ADJ.	CONF.	ADJ CONF.
Average RPI Loss:	80	RECORD	PCT. RANK	GAMES	SCHEDULE	OF SCHEDULE	RPI	RPI	RPI	RPI
DIV. I ONLY	17- 4	29	9- 1	209	125	65	65	22	22	
DIV. I NON-CONF.	10- 3	50	4- 0	167	27	58	58	25	25	
TOTALS	RPI 1-25	RPI 26-50	W-L RECORDS	RPI 51-100	RPI 101-150	RPI 150+				
17- 4	0- 0	1- 1	OVERALL	3- 2	2- 1	11- 0				
7- 2	0- 0	0- 0	HOME	2- 2	2- 0	3- 0				
9- 2	0- 0	1- 1	AWAY	1- 0	0- 1	7- 0				
1- 0	0- 0	0- 0	NEUTRAL	0- 0	0- 0	1- 0				
10- 3	0- 0	1- 1	NON-CONFERENCE	2- 1	2- 1	5- 0				
5- 1	0- 0	0- 0	HOME	2- 1	2- 0	1- 0				
4- 2	0- 0	1- 1	AWAY	0- 0	0- 1	3- 0				
1- 0	0- 0	0- 0	NEUTRAL	0- 0	0- 0	1- 0				
7- 1	0- 0	0- 0	CONFERENCE	1- 1	0- 0	6- 0				
2- 1	0- 0	0- 0	HOME	0- 1	0- 0	2- 0				
5- 0	0- 0	0- 0	AWAY	1- 0	0- 0	4- 0				
0- 0	0- 0	0- 0	NEUTRAL	0- 0	0- 0	0- 0				

RPI S	Opponent	Score	RPI S	Opponent	Score	RPI S	Opponent	Score	RPI S	Opponent	Score
32	A Michigan	58 67	44	A Marist	62 56	54	H West Virginia	57 60	111	H Boston College	52 46
						61	H St. John's (NY)	66 49	115	H Harvard	68 61
						89	A Hartford	45 39	134	A Northeastern	62 73
						90	H Richmond	70 61	209	A Eastern Mich.	66 55
						98	H Albany (NY)	50 57	222	A Stony Brook	72 61
									226	A Lehigh	72 44
									236	N Fairleigh Dickinson	68 42
									241	A New Hampshire	55 53
									269	H Massachusetts	73 50
									272	H Vermont	58 30
									291	A Rhode Island	54 29
									308	A UMBC	63 49
									314	H Binghamton	57 52
									326	A Maine	85 54
LAST 12 Division I GAMES:											
308	A UMBC	63 49	89	A Hartford	45 39						
98	H Albany (NY)	50 57	222	A Stony Brook	72 61						
241	A New Hampshire	55 53	226	A Lehigh	72 44						
326	A Maine	85 54	236	N Fairleigh Dickinson	68 42						
314	H Binghamton	57 52	115	H Harvard	68 61						
272	H Vermont	58 30	44	A Marist	62 56						

Non-Div I Games:

Boston U.

Bowling Green

Through Games Of Sunday, January 27, 2013

Average RPI Win:	203	WON-LOST	WINNING	LAST 10	STRENGTH OF	OPP. STRENGTH	TEAM	ADJ.	CONF.	ADJ CONF.
Average RPI Loss:	75	RECORD	PCT. RANK	GAMES	SCHEDULE	OF SCHEDULE	RPI	RPI	RPI	RPI
DIV. I ONLY	12- 6	77	7- 3	130	120	94	94	18	18	
DIV. I NON-CONF.	8- 4	84	5- 1	90	52	69	69	17	17	
TOTALS	RPI 1-25	RPI 26-50	W-L RECORDS	RPI 51-100	RPI 101-150	RPI 150+				
12- 6	1- 2	0- 1	OVERALL	3- 0	0- 2	8- 1				
6- 4	1- 0	0- 1	HOME	2- 0	0- 2	3- 1				
6- 1	0- 1	0- 0	AWAY	1- 0	0- 0	5- 0				
0- 1	0- 1	0- 0	NEUTRAL	0- 0	0- 0	0- 0				
8- 4	1- 2	0- 0	NON-CONFERENCE	3- 0	0- 1	4- 1				
4- 2	1- 0	0- 0	HOME	2- 0	0- 1	1- 1				
4- 1	0- 1	0- 0	AWAY	1- 0	0- 0	3- 0				
0- 1	0- 1	0- 0	NEUTRAL	0- 0	0- 0	0- 0				
4- 2	0- 0	0- 1	CONFERENCE	0- 0	0- 1	4- 0				
2- 2	0- 0	0- 1	HOME	0- 0	0- 1	2- 0				
2- 0	0- 0	0- 0	AWAY	0- 0	0- 0	2- 0				
0- 0	0- 0	0- 0	NEUTRAL	0- 0	0- 0	0- 0				

RPI 1-25				RPI 26-50				RPI 51-100				RPI 101+			
RPI	S	Opponent	Score	RPI	S	Opponent	Score	RPI	S	Opponent	Score	RPI	S	Opponent	Score
10	A	Purdue	45 59	42	H	Toledo	38 48	63	H	Wyoming	79 69	114	H	Miami (OH)	54 57
13	N	Villanova	42 53					99	A	Northwestern	60 37	121	H	Temple	56 70
21	H	Dayton	65 40					100	H	Butler	67 47	151	H	UCF	56 59
												209	A	Eastern Mich.	61 47
												245	A	Niagara	79 74
												249	H	Ball St.	73 42
												268	H	Colorado St.	71 49
												269	A	Massachusetts	64 61
												282	A	UNLV	64 54
												295	A	Ohio	67 41
												339	H	Kent St.	69 33
LAST 12 Division I GAMES:															
209	A	Eastern Mich.	61 47	151	H	UCF	56 59	21	H	Dayton	65 40				
114	H	Miami (OH)	54 57	269	A	Massachusetts	64 61	63	H	Wyoming	79 69				
295	A	Ohio	67 41	99	A	Northwestern	60 37								
249	H	Ball St.	73 42	100	H	Butler	67 47								
42	H	Toledo	38 48												
339	H	Kent St.	69 33												

Non-Div I Games: Madonna 68 57

Bowling Green

■ Loss,
 ■ Non-Conf, S Site,
 ■ Home
 ■ Away
 N Neutral

Average RPI Win: 198	WON-LOST	WINNING	LAST 10	STRENGTH OF	OPP. STRENGTH	TEAM	ADJ.	CONF.	ADJ CONF.
Average RPI Loss: 131	RECORD	PCT. RANK	GAMES	SCHEDULE	OF SCHEDULE	RPI	RPI	RPI	RPI
DIV. I ONLY	7- 11	230	2- 8	113	160	182	182	9	9
DIV. I NON-CONF.	6- 5	146	3- 2	172	231	137	137	9	9

TOTALS	RPI 1-25	RPI 26-50	W-L RECORDS	RPI 51-100	RPI 101-150	RPI 150+			
7- 11	0- 0	0- 2	OVERALL	1- 3	1- 2	5- 4			
4- 3	0- 0	0- 1	HOME	0- 1	1- 1	3- 0			
3- 7	0- 0	0- 1	AWAY	1- 2	0- 0	2- 4			
0- 1	0- 0	0- 0	NEUTRAL	0- 0	0- 1	0- 0			
6- 5	0- 0	0- 1	NON-CONFERENCE	1- 1	0- 1	5- 2			
3- 1	0- 0	0- 1	HOME	0- 0	0- 0	3- 0			
3- 3	0- 0	0- 0	AWAY	1- 1	0- 0	2- 2			
0- 1	0- 0	0- 0	NEUTRAL	0- 0	0- 1	0- 0			
1- 6	0- 0	0- 1	CONFERENCE	0- 2	1- 1	0- 2			
1- 2	0- 0	0- 0	HOME	0- 1	1- 1	0- 0			
0- 4	0- 0	0- 1	AWAY	0- 1	0- 0	0- 2			
0- 0	0- 0	0- 0	NEUTRAL	0- 0	0- 0	0- 0			

RPI 1-25				RPI 26-50				RPI 51-100				RPI 101+				Team's RPI: 182	
RPI	S	Opponent	Score	RPI	S	Opponent	Score	RPI	S	Opponent	Score	RPI	S	Opponent	Score		
				29	A	Creighton	67 79	55	A	South Fla.	50 60	108	H	Missouri St.	80 79		
				50	H	Central Mich.	58 73	73	A	Illinois	83 77	122	H	UNI	72 77		
								74	H	Wichita St.	58 62	124	N	Tulane	69 74		
								80	A	Illinois St.	65 81	155	A	Eastern Ill.	66 65		
												159	A	Indiana St.	54 55		
												181	H	Winthrop	80 64		
												228	A	Milwaukee	112 116		
												232	A	Western Ill.	81 92		
												279	H	Northern Ill.	67 58		
												283	A	Drake	62 66		
												289	H	Ill.-Chicago	66 52		
												303	A	Northern Ariz.	95 83		
LAST 12 Division I GAMES:																	
				29	A	Creighton	67 79	159	A	Indiana St.	54 55						
				283	A	Drake	62 66	232	A	Western Ill.	81 92						
				122	H	UNI	72 77	289	H	Ill.-Chicago	66 52						
				108	H	Missouri St.	80 79	228	A	Milwaukee	112 116						
				74	H	Wichita St.	58 62	181	H	Winthrop	80 64						
				80	A	Illinois St.	65 81	279	H	Northern Ill.	67 58						

Non-Div I Games:

Bradley

Average RPI Win:	265	WON-LOST	WINNING	LAST 10	STRENGTH OF	OPP. STRENGTH	TEAM	ADJ.	CONF.	ADJ CONF.
Average RPI Loss:	190	RECORD	PCT. RANK	GAMES	SCHEDULE	OF SCHEDULE	RPI	RPI	RPI	RPI
DIV. I ONLY	7- 9	204	5- 5	315	247	267	267	19	19	
DIV. I NON-CONF.	6- 8	204	4- 6	299	309	264	264	18	18	
TOTALS	RPI 1-25	RPI 26-50	W-L RECORDS	RPI 51-100	RPI 101-150	RPI 150+				
7- 9	0- 1	0- 0	OVERALL	0- 0	0- 1	7- 7				
4- 3	0- 0	0- 0	HOME	0- 0	0- 0	4- 3				
2- 6	0- 1	0- 0	AWAY	0- 0	0- 1	2- 4				
1- 0	0- 0	0- 0	NEUTRAL	0- 0	0- 0	1- 0				
6- 8	0- 1	0- 0	NON-CONFERENCE	0- 0	0- 1	6- 6				
4- 2	0- 0	0- 0	HOME	0- 0	0- 0	4- 2				
1- 6	0- 1	0- 0	AWAY	0- 0	0- 1	1- 4				
1- 0	0- 0	0- 0	NEUTRAL	0- 0	0- 0	1- 0				
1- 1	0- 0	0- 0	CONFERENCE	0- 0	0- 0	1- 1				
0- 1	0- 0	0- 0	HOME	0- 0	0- 0	0- 1				
1- 0	0- 0	0- 0	AWAY	0- 0	0- 0	1- 0				
0- 0	0- 0	0- 0	NEUTRAL	0- 0	0- 0	0- 0				

RPI 1-25				RPI 26-50				RPI 51-100				RPI 101+ Team's RPI: 267			
RPI	S	Opponent	Score	RPI	S	Opponent	Score	RPI	S	Opponent	Score	RPI	S	Opponent	Score
8	A	Maryland	36 76									132	A	Fairfield	34 49
												165	A	Yale	68 67
												165	H	Yale	47 59
												193	A	Pittsburgh	57 58
												195	H	Rider	47 57
												201	H	Army	48 45
												208	A	Holy Cross	66 83
												230	A	Lafayette	32 56
												241	H	New Hampshire	50 43
												272	A	Vermont	56 66
												291	A	Rhode Island	55 51
												296	H	NJIT	53 51
												309	H	Bryant	58 81
												327	N	UMES	57 46
												337	H	Saint Peter's	82 48
LAST 12 Division I GAMES:															
165	H	Yale	47 59	327	N	UMES	57 46								
165	A	Yale	68 67	8	A	Maryland	36 76								
296	H	NJIT	53 51	241	H	New Hampshire	50 43								
208	A	Holy Cross	66 83	195	H	Rider	47 57								
230	A	Lafayette	32 56	309	H	Bryant	58 81								
201	H	Army	48 45	193	A	Pittsburgh	57 58								

Non-Div I Games:

Brown

Average RPI Win: 295	WON-LOST	WINNING	LAST 10	STRENGTH OF	OPP. STRENGTH	TEAM	ADJ.	CONF.	ADJ CONF.
Average RPI Loss: 181	RECORD	PCT. RANK	GAMES	SCHEDULE	OF SCHEDULE	RPI	RPI	RPI	RPI
DIV. I ONLY	6- 12	261	2- 8	318	290	309	309	26	26
DIV. I NON-CONF.	4- 7	230	2- 3	316	305	303	303	23	23
TOTALS	RPI 1-25	RPI 26-50	W-L RECORDS	RPI 51-100	RPI 101-150	RPI 150+			
6- 12	0- 0	0- 0	OVERALL	0- 2	0- 1	6- 9			
4- 5	0- 0	0- 0	HOME	0- 1	0- 0	4- 4			
2- 7	0- 0	0- 0	AWAY	0- 1	0- 1	2- 5			
0- 0	0- 0	0- 0	NEUTRAL	0- 0	0- 0	0- 0			
4- 7	0- 0	0- 0	NON-CONFERENCE	0- 1	0- 0	4- 6			
2- 3	0- 0	0- 0	HOME	0- 0	0- 0	2- 3			
2- 4	0- 0	0- 0	AWAY	0- 1	0- 0	2- 3			
0- 0	0- 0	0- 0	NEUTRAL	0- 0	0- 0	0- 0			
2- 5	0- 0	0- 0	CONFERENCE	0- 1	0- 1	2- 3			
2- 2	0- 0	0- 0	HOME	0- 1	0- 0	2- 1			
0- 3	0- 0	0- 0	AWAY	0- 0	0- 1	0- 2			
0- 0	0- 0	0- 0	NEUTRAL	0- 0	0- 0	0- 0			

RPI 1-25				RPI 26-50				RPI 51-100				RPI 101+ Team's RPI: 309					
RPI	S	Opponent	Score	RPI	S	Opponent	Score	RPI	S	Opponent	Score	RPI	S	Opponent	Score		
								59	H	Quinnipiac	62	85	113	A	Saint Francis (PA)	76	81
								72	A	Youngstown St.	59	75	161	A	Akron	56	78
													165	H	Yale	65	78
													192	A	Iona	77	71
													201	A	Army	51	67
													208	H	Holy Cross	66	68
													210	H	Dartmouth	53	64
													214	H	Mt. St. Mary's	84	86
													219	A	Central Conn. St.	50	59
													262	A	Robert Morris	69	71
													267	A	Brown	81	58
													291	A	Rhode Island	50	65
													315	H	LIU Brooklyn	64	49
													324	H	Wagner	65	47
													326	H	Maine	44	40
													343	H	Columbia	68	54
LAST 12 Division I GAMES:																	
315	H	LIU Brooklyn	64	49	262	A	Robert Morris	69	71								
324	H	Wagner	65	47	113	A	Saint Francis (PA)	76	81								
214	H	Mt. St. Mary's	84	86	201	A	Army	51	67								
165	H	Yale	65	78	208	H	Holy Cross	66	68								
59	H	Quinnipiac	62	85	326	H	Maine	44	40								
219	A	Central Conn. St.	50	59	192	A	Iona	77	71								

Non-Div I Games:

Bryant

Average RPI Win:	261	WON-LOST	WINNING	LAST 10	STRENGTH OF	OPP. STRENGTH	TEAM	ADJ.	CONF.	ADJ CONF.
Average RPI Loss:	165	RECORD	PCT. RANK	GAMES	SCHEDULE	OF SCHEDULE	RPI	RPI	RPI	RPI
DIV. I ONLY	13- 7	82	7- 3	297	292	146	146	17	17	
DIV. I NON-CONF.	9- 6	124	4- 3	302	298	205	205	20	20	
TOTALS	RPI 1-25	RPI 26-50	W-L RECORDS	RPI 51-100	RPI 101-150	RPI 150+				
13- 7	0- 0	0- 0	OVERALL	0- 1	0- 1	13- 5				
7- 2	0- 0	0- 0	HOME	0- 0	0- 1	7- 1				
6- 5	0- 0	0- 0	AWAY	0- 1	0- 0	6- 4				
0- 0	0- 0	0- 0	NEUTRAL	0- 0	0- 0	0- 0				
9- 6	0- 0	0- 0	NON-CONFERENCE	0- 1	0- 1	9- 4				
5- 2	0- 0	0- 0	HOME	0- 0	0- 1	5- 1				
4- 4	0- 0	0- 0	AWAY	0- 1	0- 0	4- 3				
0- 0	0- 0	0- 0	NEUTRAL	0- 0	0- 0	0- 0				
4- 1	0- 0	0- 0	CONFERENCE	0- 0	0- 0	4- 1				
2- 0	0- 0	0- 0	HOME	0- 0	0- 0	2- 0				
2- 1	0- 0	0- 0	AWAY	0- 0	0- 0	2- 1				
0- 0	0- 0	0- 0	NEUTRAL	0- 0	0- 0	0- 0				

RPI 1-25				RPI 26-50				RPI 51-100				RPI 101+ Team's RPI: 146			
RPI	S	Opponent	Score	RPI	S	Opponent	Score	RPI	S	Opponent	Score	RPI	S	Opponent	Score
								72	A	Youngstown St.	51 69	113	H	Saint Francis (PA)	54 62
												165	A	Yale	62 82
												185	H	Longwood	52 60
												201	A	Army	60 68
												204	A	Xavier	62 71
												208	H	Holy Cross	62 59
												214	H	Mt. St. Mary's	55 43
												217	A	Penn	53 58
												226	A	Lehigh	53 37
												230	A	Lafayette	50 49
												240	A	Canisius	59 50
												245	H	Niagara	77 69
												252	H	Colgate	53 51
												259	H	Cornell	64 39
												276	H	Buffalo	78 71
												296	H	NJIT	52 35
												299	A	Towson	75 62
												313	A	Morgan St.	72 64
												337	A	Saint Peter's	69 62
LAST 12 Division I GAMES:															
				208	H	Holy Cross	62 59					165	A	Yale	62 82
				226	A	Lehigh	53 37					259	H	Cornell	64 39
				230	A	Lafayette	50 49					72	A	Youngstown St.	51 69
				252	H	Colgate	53 51					337	A	Saint Peter's	69 62
				201	A	Army	60 68					299	A	Towson	75 62
				296	H	NJIT	52 35					185	H	Longwood	52 60

Non-Div I Games:

Bucknell

Buffalo

Through Games Of Sunday, January 27, 2013

Average RPI Win:	281	WON-LOST	WINNING	LAST 10	STRENGTH OF	OPP. STRENGTH	TEAM	ADJ.	CONF.	ADJ CONF.
Average RPI Loss:	159	RECORD	PCT. RANK	GAMES	SCHEDULE	OF SCHEDULE	RPI	RPI	RPI	RPI
DIV. I ONLY	6- 13	274	5- 5	178	285	276	276	18	18	
DIV. I NON-CONF.	2- 11	313	1- 5	128	280	281	281	17	17	
TOTALS	RPI 1-25	RPI 26-50	W-L RECORDS	RPI 51-100	RPI 101-150	RPI 150+				
6- 13	0- 1	0- 2	OVERALL	0- 1	0- 2	6- 7				
4- 6	0- 0	0- 1	HOME	0- 1	0- 0	4- 4				
2- 6	0- 1	0- 1	AWAY	0- 0	0- 2	2- 2				
0- 1	0- 0	0- 0	NEUTRAL	0- 0	0- 0	0- 1				
2- 11	0- 1	0- 1	NON-CONFERENCE	0- 1	0- 2	2- 6				
1- 5	0- 0	0- 1	HOME	0- 1	0- 0	1- 3				
1- 5	0- 1	0- 0	AWAY	0- 0	0- 2	1- 2				
0- 1	0- 0	0- 0	NEUTRAL	0- 0	0- 0	0- 1				
4- 2	0- 0	0- 1	CONFERENCE	0- 0	0- 0	4- 1				
3- 1	0- 0	0- 0	HOME	0- 0	0- 0	3- 1				
1- 1	0- 0	0- 1	AWAY	0- 0	0- 0	1- 0				
0- 0	0- 0	0- 0	NEUTRAL	0- 0	0- 0	0- 0				

RPI 1-25				RPI 26-50				RPI 51-100				RPI 101+ Team's RPI: 276			
RPI	S	Opponent	Score	RPI	S	Opponent	Score	RPI	S	Opponent	Score	RPI	S	Opponent	Score
21	A	Dayton	44 68	37	H	Duquesne	52 78	72	H	Youngstown St.	50 60	144	A	Wright St.	51 66
				42	A	Toledo	44 59					146	A	Bucknell	71 78
												155	N	Eastern Ill.	73 89
												189	H	St. Bonaventure	55 64
												193	H	Pittsburgh	77 91
												240	A	Canisius	57 73
												245	H	Niagara	65 51
												249	H	Ball St.	55 69
												254	A	Oakland	61 59
												259	A	Cornell	43 70
												275	H	Western Mich.	63 44
												279	H	Northern Ill.	60 53
												295	H	Ohio	73 36
												314	H	Binghamton	60 65
												339	A	Kent St.	69 54
LAST 12 Division I GAMES:															
275	H	Western Mich.	63 44	259	A	Cornell	43 70								
249	H	Ball St.	55 69	193	H	Pittsburgh	77 91								
42	A	Toledo	44 59	245	H	Niagara	65 51								
339	A	Kent St.	69 54	314	H	Binghamton	60 65								
295	H	Ohio	73 36	189	H	St. Bonaventure	55 64								
279	H	Northern Ill.	60 53	146	A	Bucknell	71 78								

Non-Div I Games:

Buffalo

■ Loss,
 ■ Non-Conf, S Site,
 ■ Home
 ■ Away
 N Neutral

Average RPI Win:	210	WON-LOST	WINNING	LAST 10	STRENGTH OF	OPP. STRENGTH	TEAM	ADJ.	CONF.	ADJ CONF.
Average RPI Loss:	91	RECORD	PCT. RANK	GAMES	SCHEDULE	OF SCHEDULE	RPI	RPI	RPI	RPI
DIV. I ONLY	13- 7	82	8- 2	172	109	100	100	8	8	
DIV. I NON-CONF.	9- 6	124	6- 1	148	126	107	107	8	8	
TOTALS	RPI 1-25	RPI 26-50	W-L RECORDS	RPI 51-100	RPI 101-150	RPI 150+				
13- 7	0- 1	0- 1	OVERALL	0- 3	1- 1	12- 1				
6- 3	0- 1	0- 0	HOME	0- 1	0- 1	6- 0				
7- 3	0- 0	0- 1	AWAY	0- 2	1- 0	6- 0				
0- 1	0- 0	0- 0	NEUTRAL	0- 0	0- 0	0- 1				
9- 6	0- 0	0- 1	NON-CONFERENCE	0- 3	0- 1	9- 1				
4- 2	0- 0	0- 0	HOME	0- 1	0- 1	4- 0				
5- 3	0- 0	0- 1	AWAY	0- 2	0- 0	5- 0				
0- 1	0- 0	0- 0	NEUTRAL	0- 0	0- 0	0- 1				
4- 1	0- 1	0- 0	CONFERENCE	0- 0	1- 0	3- 0				
2- 1	0- 1	0- 0	HOME	0- 0	0- 0	2- 0				
2- 0	0- 0	0- 0	AWAY	0- 0	1- 0	1- 0				
0- 0	0- 0	0- 0	NEUTRAL	0- 0	0- 0	0- 0				

RPI	S	Opponent	Score	RPI	S	Opponent	Score	RPI	S	Opponent	Score	RPI	S	Opponent	Score
21	H	Dayton	39 82	35	A	St. Mary's (CA)	74 85	58	A	Marquette	62 73	132	H	Fairfield	45 54
								80	H	Illinois St.	57 65	148	A	La Salle	59 42
								94	A	Bowling Green	47 67	154	A	IUPUI	67 58
												159	H	Indiana St.	56 45
												166	H	Indiana	59 56
												180	A	Cleveland St.	56 54
												204	H	Xavier	71 67
												209	H	Eastern Mich.	65 59
												211	H	Valparaiso	69 55
												215	N	Portland St.	58 71
												242	H	VCU	65 45
												246	A	Northern Ky.	66 56
												249	A	Ball St.	70 62
												269	A	Massachusetts	75 61
												289	A	Ill.-Chicago	84 61
LAST 12 Division I GAMES:															
242	H	VCU	65 45	180	A	Cleveland St.	56 54	80	H	Illinois St.	57 65	159	H	Indiana St.	56 45
269	A	Massachusetts	75 61	246	A	Northern Ky.	66 56	154	A	IUPUI	67 58	249	A	Ball St.	70 62
148	A	La Salle	59 42	166	H	Indiana	59 56	215	N	Portland St.	58 71	269	A	Massachusetts	75 61
204	H	Xavier	71 67	209	H	Eastern Mich.	65 59	211	H	Valparaiso	69 55	289	A	Ill.-Chicago	84 61
21	H	Dayton	39 82	242	H	VCU	65 45	246	A	Northern Ky.	66 56				
289	A	Ill.-Chicago	84 61	249	A	Ball St.	70 62	269	A	Massachusetts	75 61				

Non-Div I Games:

Butler

CSU Bakersfield

Through Games Of Sunday, January 27, 2013

Average RPI Win:	304	WON-LOST	WINNING	LAST 10	STRENGTH OF	OPP. STRENGTH	TEAM	ADJ.	CONF.	ADJ CONF.
Average RPI Loss:	151	RECORD	PCT. RANK	GAMES	SCHEDULE	OF SCHEDULE	RPI	RPI	RPI	RPI
DIV. I ONLY	7- 15	273	5- 5	308	237	293	293	32	32	
DIV. I NON-CONF.	7- 15	260	5- 7	298	257	293	293	32	32	
TOTALS	RPI 1-25	RPI 26-50	W-L RECORDS	RPI 51-100	RPI 101-150	RPI 150+				
7- 15	0- 3	0- 0	OVERALL	0- 1	0- 5	7- 6				
2- 7	0- 1	0- 0	HOME	0- 1	0- 3	2- 2				
5- 5	0- 1	0- 0	AWAY	0- 0	0- 1	5- 3				
0- 3	0- 1	0- 0	NEUTRAL	0- 0	0- 1	0- 1				
7- 15	0- 3	0- 0	NON-CONFERENCE	0- 1	0- 5	7- 6				
2- 7	0- 1	0- 0	HOME	0- 1	0- 3	2- 2				
5- 5	0- 1	0- 0	AWAY	0- 0	0- 1	5- 3				
0- 3	0- 1	0- 0	NEUTRAL	0- 0	0- 1	0- 1				
0- 0	0- 0	0- 0	CONFERENCE	0- 0	0- 0	0- 0				
0- 0	0- 0	0- 0	HOME	0- 0	0- 0	0- 0				
0- 0	0- 0	0- 0	AWAY	0- 0	0- 0	0- 0				
0- 0	0- 0	0- 0	NEUTRAL	0- 0	0- 0	0- 0				

RPI 1-25				RPI 26-50				RPI 51-100				RPI 101+ Team's RPI: 293			
RPI	S	Opponent	Score	RPI	S	Opponent	Score	RPI	S	Opponent	Score	RPI	S	Opponent	Score
4	H	California	46 84					78	H	Fresno St.	68 77	104	H	Arizona	50 71
17	N	Duke	63 97									105	A	Cal Poly	71 75
23	A	Pacific	60 102									112	H	Santa Clara	56 77
												145	H	Sacramento St.	72 79
												147	N	UC Davis	59 71
												200	A	Oregon St.	48 71
												216	H	UC Riverside	63 75
												225	N	Stephen F. Austin	71 76
												244	A	Nevada	83 80
												268	A	Colorado St.	54 56
												288	A	UC Irvine	71 64
												288	H	UC Irvine	52 66
												298	H	Tex.-Pan American	85 62
												303	A	Northern Ariz.	71 68
												311	H	Utah Valley	67 65
												332	A	Air Force	78 82
												341	A	Chicago St.	70 51
												344	A	Houston Baptist	88 75
LAST 12 Division I GAMES:															
341	A	Chicago St.	70 51	23	A	Pacific	60 102	288	H	UC Irvine	52 66				
311	H	Utah Valley	67 65	147	N	UC Davis	59 71	17	N	Duke	63 97				
344	A	Houston Baptist	88 75	112	H	Santa Clara	56 77	268	A	Colorado St.	54 56				
298	H	Tex.-Pan American	85 62												
244	A	Nevada	83 80												
78	H	Fresno St.	68 77												

Non-Div I Games:

CSU Bakersfield

Loss, Non-Conf, S Site, H Home A Away N Neutral

Average RPI Win:	185	WON-LOST	WINNING	LAST 10	STRENGTH OF	OPP. STRENGTH	TEAM	ADJ.	CONF.	ADJ CONF.
Average RPI Loss:	85	RECORD	PCT. RANK	GAMES	SCHEDULE	OF SCHEDULE	RPI	RPI	RPI	RPI
DIV. I ONLY	10- 8	135	5- 5	92	71	105	105	11	11	
DIV. I NON-CONF.	6- 5	146	2- 3	83	50	113	113	10	10	
TOTALS	RPI 1-25	RPI 26-50	W-L RECORDS	RPI 51-100	RPI 101-150	RPI 150+				
10- 8	1- 1	0- 3	OVERALL	1- 1	2- 0	6- 3				
7- 3	1- 0	0- 2	HOME	1- 0	2- 0	3- 1				
3- 5	0- 1	0- 1	AWAY	0- 1	0- 0	3- 2				
0- 0	0- 0	0- 0	NEUTRAL	0- 0	0- 0	0- 0				
6- 5	0- 1	0- 3	NON-CONFERENCE	1- 0	0- 0	5- 1				
4- 3	0- 0	0- 2	HOME	1- 0	0- 0	3- 1				
2- 2	0- 1	0- 1	AWAY	0- 0	0- 0	2- 0				
0- 0	0- 0	0- 0	NEUTRAL	0- 0	0- 0	0- 0				
4- 3	1- 0	0- 0	CONFERENCE	0- 1	2- 0	1- 2				
3- 0	1- 0	0- 0	HOME	0- 0	2- 0	0- 0				
1- 3	0- 0	0- 0	AWAY	0- 1	0- 0	1- 2				
0- 0	0- 0	0- 0	NEUTRAL	0- 0	0- 0	0- 0				

RPI 1-25				RPI 26-50				RPI 51-100				RPI 101+ Team's RPI: 105			
RPI	S	Opponent	Score	RPI	S	Opponent	Score	RPI	S	Opponent	Score	RPI	S	Opponent	Score
4	A	California	61 87	31	A	Oklahoma St.	59 90	71	A	Cal St. Northridge	70 80	136	H	UC Santa Barbara	66 47
23	H	Pacific	96 95	35	H	St. Mary's (CA)	67 70	91	H	San Diego	69 50	147	H	UC Davis	73 71
				47	H	San Diego St.	56 73					153	A	Long Beach St.	52 62
												164	H	San Francisco	67 71
												174	A	Hawaii	43 61
												200	A	Oregon St.	72 62
												202	H	Loyola Marymount	84 71
												225	H	Stephen F. Austin	75 64
												244	A	Nevada	72 63
												288	A	UC Irvine	64 46
												293	H	CSU Bakersfield	75 71
LAST 12 Division I GAMES:															
71	A	Cal St. Northridge	70 80	153	A	Long Beach St.	52 62								
174	A	Hawaii	43 61	202	H	Loyola Marymount	84 71								
136	H	UC Santa Barbara	66 47	164	H	San Francisco	67 71								
23	H	Pacific	96 95	47	H	San Diego St.	56 73								
147	H	UC Davis	73 71	244	A	Nevada	72 63								
288	A	UC Irvine	64 46	35	H	St. Mary's (CA)	67 70								

Non-Div I Games:

Cal Poly

■ Loss,
 ■ Non-Conf, S Site,
 ■ Home
 ■ Away
 N Neutral

Average RPI Win:	228	WON-LOST	WINNING	LAST 10	STRENGTH OF	OPP. STRENGTH	TEAM	ADJ.	CONF.	ADJ CONF.
Average RPI Loss:	141	RECORD	PCT. RANK	GAMES	SCHEDULE	OF SCHEDULE	RPI	RPI	RPI	RPI
DIV. I ONLY	7- 12	241	5- 5	232	132	271	271	11	11	
DIV. I NON-CONF.	4- 8	242	2- 3	289	147	304	304	10	10	
TOTALS	RPI 1-25	RPI 26-50	W-L RECORDS	RPI 51-100	RPI 101-150	RPI 150+				
7- 12	0- 1	0- 1	OVERALL	0- 2	1- 2	6- 6				
6- 4	0- 1	0- 0	HOME	0- 1	1- 1	5- 1				
1- 6	0- 0	0- 0	AWAY	0- 1	0- 0	1- 5				
0- 2	0- 0	0- 1	NEUTRAL	0- 0	0- 1	0- 0				
4- 8	0- 0	0- 1	NON-CONFERENCE	0- 1	1- 1	3- 5				
4- 1	0- 0	0- 0	HOME	0- 0	1- 0	3- 1				
0- 5	0- 0	0- 0	AWAY	0- 1	0- 0	0- 4				
0- 2	0- 0	0- 1	NEUTRAL	0- 0	0- 1	0- 0				
3- 4	0- 1	0- 0	CONFERENCE	0- 1	0- 1	3- 1				
2- 3	0- 1	0- 0	HOME	0- 1	0- 1	2- 0				
1- 1	0- 0	0- 0	AWAY	0- 0	0- 0	1- 1				
0- 0	0- 0	0- 0	NEUTRAL	0- 0	0- 0	0- 0				

RPI S	Opponent	Score	RPI S	Opponent	Score	RPI S	Opponent	Score	RPI S	Opponent	Score	Team's RPI: 271
23	H Pacific	55 67	39	N Georgetown	51 53	53	A Gonzaga	44 83	103	N Eastern Wash.	45 50	
						71	H Cal St. Northridge	55 56	145	H Sacramento St.	94 75	
									147	H UC Davis	44 88	
									153	A Long Beach St.	39 45	
									157	A New Mexico	43 52	
									164	H San Francisco	60 55	
									174	H Hawaii	83 74	
									200	A Oregon St.	36 54	
									202	A Loyola Marymount	73 85	
									216	A UC Riverside	54 49	
									244	A Nevada	72 76	
									263	H San Jose St.	60 59	
									288	H UC Irvine	65 51	
									303	H Northern Ariz.	54 55	
									343	H Columbia	61 49	
LAST 12 Division I GAMES:												
23	H Pacific	55 67	174	H Hawaii	83 74							
147	H UC Davis	44 88	343	H Columbia	61 49							
153	A Long Beach St.	39 45	263	H San Jose St.	60 59							
288	H UC Irvine	65 51	200	A Oregon St.	36 54							
216	A UC Riverside	54 49	53	A Gonzaga	44 83							
71	H Cal St. Northridge	55 56	157	A New Mexico	43 52							

Non-Div I Games:

Cal St. Fullerton

■ Loss,
■ Non-Conf,
■ S Site,
■ H Home
■ A Away
N Neutral

Average RPI Win:	160	WON-LOST	WINNING	LAST 10	STRENGTH OF	OPP. STRENGTH	TEAM	ADJ.	CONF.	ADJ CONF.
Average RPI Loss:	98	RECORD	PCT. RANK	GAMES	SCHEDULE	OF SCHEDULE	RPI	RPI	RPI	RPI
DIV. I ONLY	11- 8	123	6- 4	68	103	71	71	11	11	
DIV. I NON-CONF.	6- 5	146	2- 2	29	58	60	60	10	10	
TOTALS	RPI 1-25	RPI 26-50	W-L RECORDS	RPI 51-100	RPI 101-150	RPI 150+				
11- 8	1- 3	0- 0	OVERALL	0- 1	4- 3	6- 1				
7- 2	0- 1	0- 0	HOME	0- 0	3- 1	4- 0				
4- 6	1- 2	0- 0	AWAY	0- 1	1- 2	2- 1				
0- 0	0- 0	0- 0	NEUTRAL	0- 0	0- 0	0- 0				
6- 5	1- 2	0- 0	NON-CONFERENCE	0- 1	3- 1	2- 1				
4- 1	0- 1	0- 0	HOME	0- 0	2- 0	2- 0				
2- 4	1- 1	0- 0	AWAY	0- 1	1- 1	0- 1				
0- 0	0- 0	0- 0	NEUTRAL	0- 0	0- 0	0- 0				
5- 3	0- 1	0- 0	CONFERENCE	0- 0	1- 2	4- 0				
3- 1	0- 0	0- 0	HOME	0- 0	1- 1	2- 0				
2- 2	0- 1	0- 0	AWAY	0- 0	0- 1	2- 0				
0- 0	0- 0	0- 0	NEUTRAL	0- 0	0- 0	0- 0				

RPI	S	Opponent	Score
7	H	Penn St.	73 85
15	A	UCLA	77 72
23	A	Pacific	51 60
25	A	Oklahoma	57 79

RPI	S	Opponent	Score

RPI	S	Opponent	Score
78	A	Fresno St.	53 68

RPI	S	Opponent	Score
103	H	Eastern Wash.	66 44
104	A	Arizona	46 53
105	H	Cal Poly	80 70
112	A	Santa Clara	70 67
136	H	UC Santa Barbara	37 56
139	H	South Ala.	47 40
147	A	UC Davis	46 61
153	H	Long Beach St.	73 52
164	H	San Francisco	77 33
196	H	Portland	70 51
216	A	UC Riverside	65 49
263	A	San Jose St.	63 73
271	A	Cal St. Fullerton	56 55
288	H	UC Irvine	59 48

LAST 12 Division I GAMES:

105	H	Cal Poly	80 70	271	A	Cal St. Fullerton	56 55
136	H	UC Santa Barbara	37 56	216	A	UC Riverside	65 49
23	A	Pacific	51 60	25	A	Oklahoma	57 79
147	A	UC Davis	46 61	15	A	UCLA	77 72
288	H	UC Irvine	59 48	78	A	Fresno St.	53 68
153	H	Long Beach St.	73 52	164	H	San Francisco	77 33

Non-Div I Games:

Cal St. Northridge

■ Loss,
 ■ Non-Conf, S Site,
 ■ Home
 ■ Away
 N Neutral

California

Through Games Of Sunday, January 27, 2013

Average RPI Win:	98	WON-LOST	WINNING	LAST 10	STRENGTH OF	OPP. STRENGTH	TEAM	ADJ.	CONF.	ADJ CONF.
Average RPI Loss:	9	RECORD	PCT. RANK	GAMES	SCHEDULE	OF SCHEDULE	RPI	RPI	RPI	RPI
DIV. I ONLY	17- 2	9	9- 1	5	8	4	4	6	6	
DIV. I NON-CONF.	10- 1	16	4- 0	26	71	5	5	5	5	
TOTALS	RPI 1-25	RPI 26-50	W-L RECORDS	RPI 51-100	RPI 101-150	RPI 150+				
17- 2	2- 2	5- 0	OVERALL	1- 0	6- 0	3- 0				
11- 1	1- 1	4- 0	HOME	0- 0	4- 0	2- 0				
6- 1	1- 1	1- 0	AWAY	1- 0	2- 0	1- 0				
0- 0	0- 0	0- 0	NEUTRAL	0- 0	0- 0	0- 0				
10- 1	0- 1	3- 0	NON-CONFERENCE	1- 0	3- 0	3- 0				
7- 0	0- 0	3- 0	HOME	0- 0	2- 0	2- 0				
3- 1	0- 1	0- 0	AWAY	1- 0	1- 0	1- 0				
0- 0	0- 0	0- 0	NEUTRAL	0- 0	0- 0	0- 0				
7- 1	2- 1	2- 0	CONFERENCE	0- 0	3- 0	0- 0				
4- 1	1- 1	1- 0	HOME	0- 0	2- 0	0- 0				
3- 0	1- 0	1- 0	AWAY	0- 0	1- 0	0- 0				
0- 0	0- 0	0- 0	NEUTRAL	0- 0	0- 0	0- 0				

RPI S	Opponent	Score	RPI S	Opponent	Score	RPI S	Opponent	Score	RPI S	Opponent	Score
1	A Stanford	67 55	26	A Colorado	53 49	99	A Northwestern	71 65	103	H Eastern Wash.	91 58
1	H Stanford	53 62	26	H Colorado	59 56				105	H Cal Poly	87 61
15	H UCLA	70 65	35	H St. Mary's (CA)	89 41				109	H Southern California	71 63
17	A Duke	63 77	39	H Georgetown	72 56				110	A Utah	55 50
			43	H Kansas	88 79				110	H Utah	71 54
									142	A Old Dominion	63 47
									191	H George Washington	70 43
									226	H Lehigh	80 48
									293	A CSU Bakersfield	84 46
LAST 12 Division I GAMES:											
110	H Utah	71 54	26	A Colorado	53 49						
26	H Colorado	59 56	110	A Utah	55 50						
15	H UCLA	70 65	191	H George Washington	70 43						
109	H Southern California	71 63	43	H Kansas	88 79						
1	A Stanford	67 55	99	A Northwestern	71 65						
1	H Stanford	53 62	293	A CSU Bakersfield	84 46						

Non-Div I Games:

California

Loss, Non-Conf, S Site, H Home A Away N Neutral

Average RPI Win:	275	WON-LOST	WINNING	LAST 10	STRENGTH OF	OPP. STRENGTH	TEAM	ADJ.	CONF.	ADJ CONF.
Average RPI Loss:	140	RECORD	PCT. RANK	GAMES	SCHEDULE	OF SCHEDULE	RPI	RPI	RPI	RPI
DIV. I ONLY	11- 7	100	5- 5	303	338	198	198	29	29	
DIV. I NON-CONF.	6- 3	84	3- 1	317	328	184	184	29	29	
TOTALS	RPI 1-25	RPI 26-50	W-L RECORDS	RPI 51-100	RPI 101-150	RPI 150+				
11- 7	0- 0	0- 0	OVERALL	0- 0	1- 4	10- 3				
5- 2	0- 0	0- 0	HOME	0- 0	1- 0	4- 2				
4- 4	0- 0	0- 0	AWAY	0- 0	0- 3	4- 1				
2- 1	0- 0	0- 0	NEUTRAL	0- 0	0- 1	2- 0				
6- 3	0- 0	0- 0	NON-CONFERENCE	0- 0	0- 3	6- 0				
2- 0	0- 0	0- 0	HOME	0- 0	0- 0	2- 0				
2- 2	0- 0	0- 0	AWAY	0- 0	0- 2	2- 0				
2- 1	0- 0	0- 0	NEUTRAL	0- 0	0- 1	2- 0				
5- 4	0- 0	0- 0	CONFERENCE	0- 0	1- 1	4- 3				
3- 2	0- 0	0- 0	HOME	0- 0	1- 0	2- 2				
2- 2	0- 0	0- 0	AWAY	0- 0	0- 1	2- 1				
0- 0	0- 0	0- 0	NEUTRAL	0- 0	0- 0	0- 0				

RPI 1-25			RPI 26-50			RPI 51-100			RPI 101+ Team's RPI: 198		
RPI	S	Opponent	Score	RPI	S	Opponent	Score	RPI	S	Opponent	Score
								101	A	East Carolina	54 74
								107	A	Liberty	58 65
								120	N	Appalachian St.	54 69
								133	A	Wake Forest	68 84
								138	H	High Point	79 76
								152	H	Presbyterian	62 68
								162	H	Elon	79 69
								181	H	Winthrop	53 76
								185	A	Longwood	75 77
								214	A	Mt. St. Mary's	54 48
								218	H	Radford	83 77
								310	H	Coastal Caro.	64 54
								317	A	Gardner-Webb	59 49
								323	A	Western Caro.	55 40
								327	N	UMES	77 72
								338	N	Jacksonville St.	66 53
								340	A	UNC Asheville	73 56
								342	H	N.C. Central	67 51
LAST 12 Division I GAMES:											
181	H	Winthrop	53 76	152	H	Presbyterian	62 68				
218	H	Radford	83 77	310	H	Coastal Caro.	64 54				
107	A	Liberty	58 65	133	A	Wake Forest	68 84				
185	A	Longwood	75 77	162	H	Elon	79 69				
138	H	High Point	79 76	338	N	Jacksonville St.	66 53				
317	A	Gardner-Webb	59 49	327	N	UMES	77 72				

Non-Div I Games: Barber-Scotia 102 33 Columbia (SC) 84 54

Campbell

Average RPI Win:	262	WON-LOST	WINNING	LAST 10	STRENGTH OF	OPP. STRENGTH	TEAM	ADJ.	CONF.	ADJ CONF.
Average RPI Loss:	154	RECORD	PCT. RANK	GAMES	SCHEDULE	OF SCHEDULE	RPI	RPI	RPI	RPI
DIV. I ONLY	8- 11	205	6- 4	198	287	240	240	24	24	
DIV. I NON-CONF.	3- 8	274	1- 3	160	317	272	272	22	22	
TOTALS	RPI 1-25	RPI 26-50	W-L RECORDS	RPI 51-100	RPI 101-150	RPI 150+				
8- 11	0- 0	0- 1	OVERALL	0- 2	0- 2	8- 6				
4- 6	0- 0	0- 1	HOME	0- 1	0- 1	4- 3				
4- 4	0- 0	0- 0	AWAY	0- 0	0- 1	4- 3				
0- 1	0- 0	0- 0	NEUTRAL	0- 1	0- 0	0- 0				
3- 8	0- 0	0- 0	NON-CONFERENCE	0- 2	0- 2	3- 4				
2- 3	0- 0	0- 0	HOME	0- 1	0- 1	2- 1				
1- 4	0- 0	0- 0	AWAY	0- 0	0- 1	1- 3				
0- 1	0- 0	0- 0	NEUTRAL	0- 1	0- 0	0- 0				
5- 3	0- 0	0- 1	CONFERENCE	0- 0	0- 0	5- 2				
2- 3	0- 0	0- 1	HOME	0- 0	0- 0	2- 2				
3- 0	0- 0	0- 0	AWAY	0- 0	0- 0	3- 0				
0- 0	0- 0	0- 0	NEUTRAL	0- 0	0- 0	0- 0				

RPI S	Opponent	Score	RPI S	Opponent	Score	RPI S	Opponent	Score	RPI S	Opponent	Score	Team's RPI: 240
44	H Marist	41 51	98	H Albany (NY)	43 65	116	A Detroit	54 65				
			98	N Albany (NY)	47 67	146	H Bucknell	50 59				
						153	A Long Beach St.	67 72				
						161	A Akron	72 81				
						189	A St. Bonaventure	44 66				
						192	H Iona	54 68				
						195	A Rider	51 50				
						195	H Rider	75 68				
						224	A Loyola Maryland	60 46				
						245	H Niagara	49 62				
						254	H Oakland	51 52				
						272	H Vermont	56 55				
						276	H Buffalo	73 57				
						280	H Siena	65 62				
						314	A Binghamton	61 48				
						337	A Saint Peter's	62 52				
LAST 12 Division I GAMES:												
245	H Niagara	49 62	192	H Iona	54 68							
224	A Loyola Maryland	60 46	280	H Siena	65 62							
195	H Rider	75 68	272	H Vermont	56 55							
44	H Marist	41 51	98	N Albany (NY)	47 67							
337	A Saint Peter's	62 52	153	A Long Beach St.	67 72							
195	A Rider	51 50	189	A St. Bonaventure	44 66							

Non-Div I Games:

Canisius

■ Loss,
 ■ Non-Conf,
 ■ S Site,
 ■ H Home
 ■ A Away
 N Neutral

GENERAL RPI				Through Games of Sunday, January 17, 2010						
Average RPI Win:	263	WON-LOST	WINNING	LAST 10	STRENGTH OF	OPP. STRENGTH	TEAM	ADJ.	CONF.	ADJ CONF.
Average RPI Loss:	151	RECORD	PCT. RANK	GAMES	SCHEDULE	OF SCHEDULE	RPI	RPI	RPI	RPI
DIV. I ONLY	9- 6	109	6- 3	324	270	177	177	21	21	
DIV. I NON-CONF.	3- 4	204	1- 1	340	178	232	232	21	21	

TOTALS	RPI 1-25	RPI 26-50		W-L RECORDS		RPI 51-100	RPI 101-150	RPI 150+		
9- 6	0- 0	0- 0		OVERALL		0- 0	1- 4	8- 2		
3- 1	0- 0	0- 0		HOME		0- 0	1- 1	2- 0		
6- 5	0- 0	0- 0		AWAY		0- 0	0- 0	6- 0		
0- 0	0- 0	0- 0		NEUTRAL		0- 0	0- 0	0- 0		
3- 4	0- 0	0- 0		NON-CONFERENCE		0- 0	0- 2	3- 2		
0- 0	0- 0	0- 0		HOME		0- 0	0- 0	0- 0		
3- 4	0- 0	0- 0		AWAY		0- 0	0- 2	3- 2		
0- 0	0- 0	0- 0		NEUTRAL		0- 0	0- 0	0- 0		
6- 2	0- 0	0- 0		CONFERENCE		0- 0	1- 2	5- 0		
3- 1	0- 0	0- 0		HOME		0- 0	1- 1	2- 0		
3- 1	0- 0	0- 0		AWAY		0- 0	0- 1	3- 0		
0- 0	0- 0	0- 0		NEUTRAL		0- 0	0- 0	0- 0		

RPI 1-25				RPI 26-50				RPI 51-100				RPI 101+ Team's RPI: 177			
RPI	S	Opponent	Score	RPI	S	Opponent	Score	RPI	S	Opponent	Score	RPI	S	Opponent	Score
												125	A	Sam Houston St.	48 64
												130	A	Arkansas St.	51 58
												137	H	Lamar	67 62
												143	A	UT Martin	48 72
												149	H	McNeese St.	61 77
												178	A	Louisiana Tech	63 65
												179	A	Southern Miss.	44 53
												197	A	Nicholls St.	72 56
												225	H	Stephen F. Austin	57 54
												265	A	La.-Monroe	62 49
												286	H	Northwestern St.	60 44
												294	A	Southern Ill.	59 46
												300	A	Southeastern La.	76 60
												333	A	A&M-Corpus Christi	55 40
												334	A	Alcorn	47 39
LAST 12 Division I GAMES:															
				137	H	Lamar	67 62	300	A	Southeastern La.	76 60				
				149	H	McNeese St.	61 77	197	A	Nicholls St.	72 56				
				333	A	A&M-Corpus Christi	55 40	179	A	Southern Miss.	44 53				
				125	A	Sam Houston St.	48 64	265	A	La.-Monroe	62 49				
				286	H	Northwestern St.	60 44	130	A	Arkansas St.	51 58				
				225	H	Stephen F. Austin	57 54	143	A	UT Martin	48 72				

Non-Div I Games:	Philander Smith	91	36	Southern Ark.	78	45	Central Baptist	99	21	Okla. Wesleyan	83	46	Central Ark.
------------------	-----------------	----	----	---------------	----	----	-----------------	----	----	----------------	----	----	--------------

Loss, Non-Conf, S Site, H Home A Away N Neutral

Average RPI Win:	252	WON-LOST	WINNING	LAST 10	STRENGTH OF	OPP. STRENGTH	TEAM	ADJ.	CONF.	ADJ CONF.
Average RPI Loss:	140	RECORD	PCT. RANK	GAMES	SCHEDULE	OF SCHEDULE	RPI	RPI	RPI	RPI
DIV. I ONLY	11- 7	100	7- 3	326	137	219	219	26	26	
DIV. I NON-CONF.	6- 5	146	3- 2	314	81	221	221	23	23	
TOTALS	RPI 1-25	RPI 26-50	W-L RECORDS	RPI 51-100	RPI 101-150	RPI 150+				
11- 7	0- 0	0- 1	OVERALL	0- 1	1- 3	10- 2				
8- 2	0- 0	0- 0	HOME	0- 1	1- 1	7- 0				
2- 5	0- 0	0- 1	AWAY	0- 0	0- 2	2- 2				
1- 0	0- 0	0- 0	NEUTRAL	0- 0	0- 0	1- 0				
6- 5	0- 0	0- 1	NON-CONFERENCE	0- 1	0- 2	6- 1				
3- 2	0- 0	0- 0	HOME	0- 1	0- 1	3- 0				
2- 3	0- 0	0- 1	AWAY	0- 0	0- 1	2- 1				
1- 0	0- 0	0- 0	NEUTRAL	0- 0	0- 0	1- 0				
5- 2	0- 0	0- 0	CONFERENCE	0- 0	1- 1	4- 1				
5- 0	0- 0	0- 0	HOME	0- 0	1- 0	4- 0				
0- 2	0- 0	0- 0	AWAY	0- 0	0- 1	0- 1				
0- 0	0- 0	0- 0	NEUTRAL	0- 0	0- 0	0- 0				

RPI 1-25			RPI 26-50			RPI 51-100			RPI 101+ Team's RPI: 219		
RPI	S	Opponent	Score	RPI	S	Opponent	Score	RPI	S	Opponent	Score
				41	A	Miami (FL)	43 64	89	H	Hartford	62 76
								113	A	Saint Francis (PA)	62 67
								118	A	Texas	58 94
								131	H	Sacred Heart	62 57
								148	H	La Salle	46 70
								195	H	Rider	62 61
								208	A	Holy Cross	56 57
								214	H	Mt. St. Mary's	77 73
								241	A	New Hampshire	43 32
								260	N	Delaware St.	76 54
								262	A	Robert Morris	48 65
								266	H	St. Francis Brooklyn	55 29
								269	H	Massachusetts	78 69
								272	H	Vermont	67 41
								291	A	Rhode Island	57 49
								309	H	Bryant	59 50
								324	H	Wagner	82 53
LAST 12 Division I GAMES:											
266	H	St. Francis Brooklyn	55 29	262	A	Robert Morris	48 65				
214	H	Mt. St. Mary's	77 73	260	N	Delaware St.	76 54				
324	H	Wagner	82 53	41	A	Miami (FL)	43 64				
131	H	Sacred Heart	62 57	195	H	Rider	62 61				
309	H	Bryant	59 50	148	H	La Salle	46 70				
113	A	Saint Francis (PA)	62 67	241	A	New Hampshire	43 32				

Non-Div I Games:

Central Conn. St.

Central Mich.

Average RPI Win: 163

WON-LOST

WINNING

LAST 10

Through Games Of Sunday, January 27, 2013

Average RPI Loss: 48

RECORD

PCT. RANK

GAMES

STRENGTH OF
SCHEDULEOPP. STRENGTH
OF SCHEDULETEAM
RPIADJ.
RPICONF.
RPIADJ CONF.
RPI

DIV. I ONLY	12- 7	91	7- 3	50	40	50	50	18	18
DIV. I NON-CONF.	6- 7	182	3- 3	10	4	56	56	17	17
TOTALS	RPI 1-25	RPI 26-50	W-L RECORDS	RPI 51-100	RPI 101-150	RPI 150+			
12- 7	1- 3	2- 0	OVERALL	1- 4	1- 0	7- 0			
7- 2	1- 1	0- 0	HOME	1- 1	0- 0	5- 0			
3- 5	0- 2	1- 0	AWAY	0- 3	0- 0	2- 0			
2- 0	0- 0	1- 0	NEUTRAL	0- 0	1- 0	0- 0			
6- 7	1- 3	1- 0	NON-CONFERENCE	1- 4	1- 0	2- 0			
3- 2	1- 1	0- 0	HOME	1- 1	0- 0	1- 0			
1- 5	0- 2	0- 0	AWAY	0- 3	0- 0	1- 0			
2- 0	0- 0	1- 0	NEUTRAL	0- 0	1- 0	0- 0			
6- 0	0- 0	1- 0	CONFERENCE	0- 0	0- 0	5- 0			
4- 0	0- 0	0- 0	HOME	0- 0	0- 0	4- 0			
2- 0	0- 0	1- 0	AWAY	0- 0	0- 0	1- 0			
0- 0	0- 0	0- 0	NEUTRAL	0- 0	0- 0	0- 0			

RPI 1-25					RPI 26-50					Team's RPI: 50					RPI 51-100					RPI 101+				
RPI	S	Opponent	Score		RPI	S	Opponent	Score		RPI	S	Opponent	Score		RPI	S	Opponent	Score						
6	H	Notre Dame	63	72	42	A	Toledo	73	66	57	A	Florida	75	81	118	N	Texas	73	65					
10	A	Purdue	71	87	46	N	Saint Joseph's	98	84	58	H	Marquette	74	78	161	H	Akron	92	69					
18	A	Green Bay	48	75						67	H	South Dakota St.	88	62	182	A	Bradley	73	58					
18	H	Green Bay	54	50						91	A	San Diego	72	78	209	H	Eastern Mich.	77	51					
										99	A	Northwestern	72	82	262	H	Robert Morris	96	56					
															275	H	Western Mich.	72	58					
															279	H	Northern Ill.	83	56					
															295	A	Ohio	77	48					
LAST 12 Division I GAMES:																								
161	H	Akron	92	69	58	H	Marquette	74	78															
295	A	Ohio	77	48	118	N	Texas	73	65															
279	H	Northern Ill.	83	56	91	A	San Diego	72	78															
275	H	Western Mich.	72	58	57	A	Florida	75	81															
209	H	Eastern Mich.	77	51	46	N	Saint Joseph's	98	84															
42	A	Toledo	73	66	262	H	Robert Morris	96	56															

Non-Div I Games:

Central Mich.

 Loss,
 Non-Conf, S Site,
 Home
 Away
N Neutral

Average RPI Win:	331	WON-LOST	WINNING	LAST 10	STRENGTH OF	OPP. STRENGTH	TEAM	ADJ.	CONF.	ADJ CONF.
Average RPI Loss:	182	RECORD	PCT. RANK	GAMES	SCHEDULE	OF SCHEDULE	RPI	RPI	RPI	RPI
DIV. I ONLY	3- 12	316	2- 8	309	312	331	331	29	29	
DIV. I NON-CONF.	2- 4	242	1- 2	313	202	316	316	29	29	
TOTALS	RPI 1-25	RPI 26-50	W-L RECORDS	RPI 51-100	RPI 101-150	RPI 150+				
3- 12	0- 0	0- 0	OVERALL	0- 1	0- 3	3- 8				
2- 5	0- 0	0- 0	HOME	0- 0	0- 1	2- 4				
0- 7	0- 0	0- 0	AWAY	0- 1	0- 2	0- 4				
1- 0	0- 0	0- 0	NEUTRAL	0- 0	0- 0	1- 0				
2- 4	0- 0	0- 0	NON-CONFERENCE	0- 1	0- 1	2- 2				
1- 2	0- 0	0- 0	HOME	0- 0	0- 0	1- 2				
0- 2	0- 0	0- 0	AWAY	0- 1	0- 1	0- 0				
1- 0	0- 0	0- 0	NEUTRAL	0- 0	0- 0	1- 0				
1- 8	0- 0	0- 0	CONFERENCE	0- 0	0- 2	1- 6				
1- 3	0- 0	0- 0	HOME	0- 0	0- 1	1- 2				
0- 5	0- 0	0- 0	AWAY	0- 0	0- 1	0- 4				
0- 0	0- 0	0- 0	NEUTRAL	0- 0	0- 0	0- 0				

RPI S	Opponent	Score	RPI S	Opponent	Score	RPI S	Opponent	Score	RPI S	Opponent	Score	Team's RPI: 331
						97 A	North Carolina St.	54 81	107 H	Liberty	33 92	
									133 A	Wake Forest	57 77	
									138 A	High Point	54 71	
									152 A	Presbyterian	57 58	
									156 H	South Carolina St.	57 73	
									181 A	Winthrop	65 85	
									185 H	Longwood	52 67	
									186 H	Col. of Charleston	45 76	
									218 A	Radford	60 71	
									310 A	Coastal Caro.	56 64	
									317 H	Gardner-Webb	55 59	
									323 H	Western Caro.	69 61	
									329 N	UNC Greensboro	60 57	
									340 H	UNC Asheville	73 59	
LAST 12 Division I GAMES:												
317 H	Gardner-Webb	55 59	310 A	Coastal Caro.	56 64							
340 H	UNC Asheville	73 59	138 A	High Point	54 71							
218 A	Radford	60 71	186 H	Col. of Charleston	45 76							
181 A	Winthrop	65 85	323 H	Western Caro.	69 61							
185 H	Longwood	52 67	156 H	South Carolina St.	57 73							
107 H	Liberty	33 92	133 A	Wake Forest	57 77							

Non-Div I Games: Paine 82 70 Southern Wesleyan 84 52 Trinity Baptist 71 46

Charleston So.

Average RPI Win:	203	WON-LOST	WINNING	LAST 10	STRENGTH OF	OPP. STRENGTH	TEAM	ADJ.	CONF.	ADJ CONF.
Average RPI Loss:	48	RECORD	PCT. RANK	GAMES	SCHEDULE	OF SCHEDULE	RPI	RPI	RPI	RPI
DIV. I ONLY	14- 4	38	8- 2	185	105	84	84	8	8	
DIV. I NON-CONF.	11- 3	41	7- 1	163	99	79	79	8	8	
TOTALS	RPI 1-25	RPI 26-50	W-L RECORDS	RPI 51-100	RPI 101-150	RPI 150+				
14- 4	0- 1	0- 2	OVERALL	2- 1	2- 0	10- 0				
7- 3	0- 1	0- 1	HOME	2- 1	1- 0	4- 0				
6- 0	0- 0	0- 0	AWAY	0- 0	1- 0	5- 0				
1- 1	0- 0	0- 1	NEUTRAL	0- 0	0- 0	1- 0				
11- 3	0- 1	0- 2	NON-CONFERENCE	2- 0	2- 0	7- 0				
6- 2	0- 1	0- 1	HOME	2- 0	1- 0	3- 0				
4- 0	0- 0	0- 0	AWAY	0- 0	1- 0	3- 0				
1- 1	0- 0	0- 1	NEUTRAL	0- 0	0- 0	1- 0				
3- 1	0- 0	0- 0	CONFERENCE	0- 1	0- 0	3- 0				
1- 1	0- 0	0- 0	HOME	0- 1	0- 0	1- 0				
2- 0	0- 0	0- 0	AWAY	0- 0	0- 0	2- 0				
0- 0	0- 0	0- 0	NEUTRAL	0- 0	0- 0	0- 0				

RPI 1-25				RPI 26-50				RPI 51-100				Team's RPI: 84	RPI 101+			
RPI	S	Opponent	Score	RPI	S	Opponent	Score	RPI	S	Opponent	Score		RPI	S	Opponent	Score
19	H	Florida St.	54 70	42	N	Toledo	66 76	60	H	FGCU	79 60		106	H	Stetson	81 73
				49	H	Kansas St.	63 67	82	H	Fordham	56 59		141	A	TCU	82 68
								96	H	Davidson	69 54		151	A	UCF	62 59
													167	A	N.C. A&T	57 47
													175	A	Saint Louis	71 54
													204	H	Xavier	67 55
													252	H	Colgate	57 33
													278	H	Coppin St.	70 53
													284	N	Mississippi Val.	63 48
													290	A	UNC Wilmington	63 58
													291	A	Rhode Island	53 42
													342	H	N.C. Central	80 31
LAST 12 Division I GAMES:																
				175	A	Saint Louis	71 54						284	N	Mississippi Val.	63 48
				204	H	Xavier	67 55						42	N	Toledo	66 76
				291	A	Rhode Island	53 42						96	H	Davidson	69 54
				82	H	Fordham	56 59						167	A	N.C. A&T	57 47
				252	H	Colgate	57 33						106	H	Stetson	81 73
				278	H	Coppin St.	70 53						290	A	UNC Wilmington	63 58

Non-Div I Games:

Charlotte

■ Loss,
■ Non-Conf, S Site,
■ Home
■ Away
N Neutral

Chattanooga

Through Games Of Sunday, January 27, 2013

Average RPI Win:	210	WON-LOST	WINNING	LAST 10	STRENGTH OF	OPP. STRENGTH	TEAM	ADJ.	CONF.	ADJ CONF.
Average RPI Loss:	91	RECORD	PCT. RANK	GAMES	SCHEDULE	OF SCHEDULE	RPI	RPI	RPI	RPI
DIV. I ONLY	16- 3	20	8- 2	175	210	51	51	23	23	
DIV. I NON-CONF.	7- 2	48	3- 1	93	78	28	28	27	27	
TOTALS	RPI 1-25	RPI 26-50	W-L RECORDS	RPI 51-100	RPI 101-150	RPI 150+				
16- 3	1- 0	0- 1	OVERALL	1- 1	3- 0	11- 1				
8- 0	1- 0	0- 0	HOME	0- 0	1- 0	6- 0				
7- 3	0- 0	0- 1	AWAY	1- 1	2- 0	4- 1				
1- 0	0- 0	0- 0	NEUTRAL	0- 0	0- 0	1- 0				
7- 2	1- 0	0- 1	NON-CONFERENCE	0- 1	2- 0	4- 0				
3- 0	1- 0	0- 0	HOME	0- 0	0- 0	2- 0				
3- 2	0- 0	0- 1	AWAY	0- 1	2- 0	1- 0				
1- 0	0- 0	0- 0	NEUTRAL	0- 0	0- 0	1- 0				
9- 1	0- 0	0- 0	CONFERENCE	1- 0	1- 0	7- 1				
5- 0	0- 0	0- 0	HOME	0- 0	1- 0	4- 0				
4- 1	0- 0	0- 0	AWAY	1- 0	0- 0	3- 1				
0- 0	0- 0	0- 0	NEUTRAL	0- 0	0- 0	0- 0				

RPI	S	Opponent	Score	RPI	S	Opponent	Score	RPI	S	Opponent	Score	RPI	S	Opponent	Score
5	H	Tennessee	80 71	35	A	St. Mary's (CA)	67 70	77	A	Auburn	40 53	117	A	Alabama	72 58
								96	A	Davidson	60 56	120	H	Appalachian St.	59 55
												129	A	UAB	66 57
												162	A	Elon	60 70
												163	A	Belmont	84 54
												186	H	Col. of Charleston	64 53
												215	N	Portland St.	68 59
												227	H	East Tenn. St.	81 48
												243	H	Furman	83 40
												253	A	Samford	66 60
												305	H	Wofford	68 54
												312	H	Ga. Southern	75 43
												323	A	Western Caro.	70 43
												329	A	UNC Greensboro	76 46
												338	H	Jacksonville St.	72 59
LAST 12 Division I GAMES:															
120	H	Appalachian St.	59 55	162	A	Elon	60 70	329	A	UNC Greensboro	76 46	129	A	UAB	66 57
253	A	Samford	66 60	77	A	Auburn	40 53	338	H	Jacksonville St.	72 59	117	A	Alabama	72 58
323	A	Western Caro.	70 43	96	A	Davidson	60 56								
96	A	Davidson	60 56												
186	H	Col. of Charleston	64 53												
312	H	Ga. Southern	75 43												

Non-Div I Games:

Chattanooga

■ Loss,
■ Non-Conf, S Site,
■ Home
■ Away
N Neutral

Average RPI Win:	320	WON-LOST	WINNING	LAST 10	STRENGTH OF	OPP. STRENGTH	TEAM	ADJ.	CONF.	ADJ CONF.
Average RPI Loss:	201	RECORD	PCT. RANK	GAMES	SCHEDULE	OF SCHEDULE	RPI	RPI	RPI	RPI
DIV. I ONLY	2- 17	334	2- 8	314	314	341	341	33	33	
DIV. I NON-CONF.	0- 16	335	0- 9	262	282	340	340	33	33	
TOTALS	RPI 1-25	RPI 26-50	W-L RECORDS	RPI 51-100	RPI 101-150	RPI 150+				
2- 17	0- 0	0- 0	OVERALL	0- 3	0- 3	2- 11				
2- 6	0- 0	0- 0	HOME	0- 0	0- 1	2- 5				
0- 11	0- 0	0- 0	AWAY	0- 3	0- 2	0- 6				
0- 0	0- 0	0- 0	NEUTRAL	0- 0	0- 0	0- 0				
0- 16	0- 0	0- 0	NON-CONFERENCE	0- 3	0- 3	0- 10				
0- 6	0- 0	0- 0	HOME	0- 0	0- 1	0- 5				
0- 10	0- 0	0- 0	AWAY	0- 3	0- 2	0- 5				
0- 0	0- 0	0- 0	NEUTRAL	0- 0	0- 0	0- 0				
2- 1	0- 0	0- 0	CONFERENCE	0- 0	0- 0	2- 1				
2- 0	0- 0	0- 0	HOME	0- 0	0- 0	2- 0				
0- 1	0- 0	0- 0	AWAY	0- 0	0- 0	0- 1				
0- 0	0- 0	0- 0	NEUTRAL	0- 0	0- 0	0- 0				

RPI S	Opponent	Score	RPI S	Opponent	Score	RPI S	Opponent	Score	RPI S	Opponent	Score	Team's RPI: 341
						85	A Missouri	55 88	114	H Miami (OH)	37 71	
						93	A Hampton	35 87	122	A UNI	41 81	
						99	A Northwestern	38 82	128	A Rice	42 68	
									159	A Indiana St.	35 69	
									161	H Akron	45 86	
									228	H Milwaukee	58 82	
									232	A Western Ill.	52 87	
									247	H Neb. Omaha	47 62	
									275	A Western Mich.	38 80	
									283	A Drake	39 67	
									287	A Loyola Chicago	43 81	
									293	H CSU Bakersfield	51 70	
									294	H Southern Ill.	66 69	
									296	H NJIT	58 57	
									311	A Utah Valley	38 71	
									344	H Houston Baptist	73 62	
LAST 12 Division I GAMES:												
344	H Houston Baptist	73 62	161	H Akron	45 86							
293	H CSU Bakersfield	51 70	99	A Northwestern	38 82							
296	H NJIT	58 57	294	H Southern Ill.	66 69							
247	H Neb. Omaha	47 62	287	A Loyola Chicago	43 81							
311	A Utah Valley	38 71	159	A Indiana St.	35 69							
232	A Western Ill.	52 87	114	H Miami (OH)	37 71							

Non-Div I Games: Ind.-Northwest 67 44 Central Methodist 48 50

Chicago St.

Loss, Non-Conf, S Site, H Home A Away N Neutral

Average RPI Win:	226	WON-LOST	WINNING	LAST 10	STRENGTH OF	OPP. STRENGTH	TEAM	ADJ.	CONF.	ADJ CONF.
Average RPI Loss:	99	RECORD	PCT. RANK	GAMES	SCHEDULE	OF SCHEDULE	RPI	RPI	RPI	RPI
DIV. I ONLY	8- 11	205	2- 8	85	117	184	184	5	5	
DIV. I NON-CONF.	8- 5	114	3- 3	240	226	177	177	4	4	
TOTALS	RPI 1-25	RPI 26-50	W-L RECORDS	RPI 51-100	RPI 101-150	RPI 150+				
8- 11	0- 3	0- 1	OVERALL	1- 2	0- 1	7- 4				
6- 5	0- 3	0- 0	HOME	1- 0	0- 0	5- 2				
1- 5	0- 0	0- 1	AWAY	0- 2	0- 0	1- 2				
1- 1	0- 0	0- 0	NEUTRAL	0- 0	0- 1	1- 0				
8- 5	0- 0	0- 0	NON-CONFERENCE	1- 1	0- 1	7- 3				
6- 1	0- 0	0- 0	HOME	1- 0	0- 0	5- 1				
1- 3	0- 0	0- 0	AWAY	0- 1	0- 0	1- 2				
1- 1	0- 0	0- 0	NEUTRAL	0- 0	0- 1	1- 0				
0- 6	0- 3	0- 1	CONFERENCE	0- 1	0- 0	0- 1				
0- 4	0- 3	0- 0	HOME	0- 0	0- 0	0- 1				
0- 2	0- 0	0- 1	AWAY	0- 1	0- 0	0- 0				
0- 0	0- 0	0- 0	NEUTRAL	0- 0	0- 0	0- 0				

RPI 1-25				RPI 26-50				RPI 51-100				RPI 101+ Team's RPI: 184			
RPI	S	Opponent	Score	RPI	S	Opponent	Score	RPI	S	Opponent	Score	RPI	S	Opponent	Score
3	H	Connecticut	31 67	34	A	Louisville	33 72	55	A	South Fla.	44 77	117	N	Alabama	47 58
13	H	Villanova	51 54					70	A	Ohio St.	49 87	161	A	Akron	54 67
24	H	DePaul	45 51					72	H	Youngstown St.	57 46	163	H	Belmont	68 54
												174	A	Hawaii	63 65
												186	H	Col. of Charleston	66 57
												204	H	Xavier	67 69
												205	H	Eastern Ky.	59 48
												235	H	Seton Hall	56 64
												246	H	Northern Ky.	49 31
												285	H	Morehead St.	55 45
												315	N	LIU Brooklyn	59 48
												339	A	Kent St.	59 41
LAST 12 Division I GAMES:															
3	H	Connecticut	31 67	315	N	LIU Brooklyn	59 48								
24	H	DePaul	45 51	174	A	Hawaii	63 65								
34	A	Louisville	33 72	117	N	Alabama	47 58								
55	A	South Fla.	44 77	163	H	Belmont	68 54								
235	H	Seton Hall	56 64	161	A	Akron	54 67								
13	H	Villanova	51 54	205	H	Eastern Ky.	59 48								

Non-Div I Games:

Cincinnati

■ Loss,
■ Non-Conf,
■ S Site,
■ H Home
■ A Away
N Neutral

Average RPI Win:	217	WON-LOST	WINNING	LAST 10	STRENGTH OF	OPP. STRENGTH	TEAM	ADJ.	CONF.	ADJ CONF.
Average RPI Loss:	79	RECORD	PCT. RANK	GAMES	SCHEDULE	OF SCHEDULE	RPI	RPI	RPI	RPI
DIV. I ONLY	5- 14	297	3- 7	19	98	170	170	4	4	
DIV. I NON-CONF.	4- 7	230	3- 1	67	251	209	209	3	3	
TOTALS	RPI 1-25	RPI 26-50	W-L RECORDS	RPI 51-100	RPI 101-150	RPI 150+				
5- 14	0- 5	0- 1	OVERALL	0- 3	1- 1	4- 4				
3- 8	0- 3	0- 0	HOME	0- 2	0- 1	3- 2				
1- 4	0- 2	0- 1	AWAY	0- 0	1- 0	0- 1				
1- 2	0- 0	0- 0	NEUTRAL	0- 1	0- 0	1- 1				
4- 7	0- 1	0- 0	NON-CONFERENCE	0- 2	0- 0	4- 4				
3- 3	0- 0	0- 0	HOME	0- 1	0- 0	3- 2				
0- 2	0- 1	0- 0	AWAY	0- 0	0- 0	0- 1				
1- 2	0- 0	0- 0	NEUTRAL	0- 1	0- 0	1- 1				
1- 7	0- 4	0- 1	CONFERENCE	0- 1	1- 1	0- 0				
0- 5	0- 3	0- 0	HOME	0- 1	0- 1	0- 0				
1- 2	0- 1	0- 1	AWAY	0- 0	1- 0	0- 0				
0- 0	0- 0	0- 0	NEUTRAL	0- 0	0- 0	0- 0				

RPI 1-25				RPI 26-50				RPI 51-100				RPI 101+ Team's RPI: 170			
RPI	S	Opponent	Score	RPI	S	Opponent	Score	RPI	S	Opponent	Score	RPI	S	Opponent	Score
8	H	Maryland	40 80	41	A	Miami (FL)	56 78	55	H	South Fla.	73 75	111	H	Boston College	43 66
11	A	South Carolina	43 64					68	H	Georgia Tech	59 81	133	A	Wake Forest	74 64
14	H	North Carolina	58 65					79	N	Montana St.	52 58	152	H	Presbyterian	46 49
17	A	Duke	45 82									156	H	South Carolina St.	55 67
17	H	Duke	46 60									166	A	Indiana	49 52
												176	N	Providence	62 47
												206	N	SIU Edwardsville	43 49
												218	H	Radford	74 55
												253	H	Samford	63 51
												307	H	Jacksonville	87 58
LAST 12 Division I GAMES:															
8	H	Maryland	40 80	41	A	Miami (FL)	56 78								
17	H	Duke	46 60	14	H	North Carolina	58 65								
133	A	Wake Forest	74 64	253	H	Samford	63 51								
111	H	Boston College	43 66	176	N	Providence	62 47								
17	A	Duke	45 82	218	H	Radford	74 55								
68	H	Georgia Tech	59 81	156	H	South Carolina St.	55 67								

Non-Div I Games:

Clemson

■ Loss,
 ■ Non-Conf,
 S Site,
 ■ Home
 ■ Away
 N Neutral

Average RPI Win:	203	WON-LOST	WINNING	LAST 10	STRENGTH OF	OPP. STRENGTH	TEAM	ADJ.	CONF.	ADJ CONF.
Average RPI Loss:	143	RECORD	PCT. RANK	GAMES	SCHEDULE	OF SCHEDULE	RPI	RPI	RPI	RPI
DIV. I ONLY	9- 8	151	5- 4	166	180	180	180	12	12	
DIV. I NON-CONF.	7- 5	131	5- 1	214	217	165	165	12	12	
TOTALS	RPI 1-25	RPI 26-50	W-L RECORDS	RPI 51-100	RPI 101-150	RPI 150+				
9- 8	0- 1	0- 0	OVERALL	0- 3	2- 1	7- 3				
6- 4	0- 1	0- 0	HOME	0- 2	2- 0	4- 1				
3- 3	0- 0	0- 0	AWAY	0- 1	0- 0	3- 2				
0- 1	0- 0	0- 0	NEUTRAL	0- 0	0- 1	0- 0				
7- 5	0- 0	0- 0	NON-CONFERENCE	0- 2	1- 1	6- 2				
5- 1	0- 0	0- 0	HOME	0- 1	1- 0	4- 0				
2- 3	0- 0	0- 0	AWAY	0- 1	0- 0	2- 2				
0- 1	0- 0	0- 0	NEUTRAL	0- 0	0- 1	0- 0				
2- 3	0- 1	0- 0	CONFERENCE	0- 1	1- 0	1- 1				
1- 3	0- 1	0- 0	HOME	0- 1	1- 0	0- 1				
1- 0	0- 0	0- 0	AWAY	0- 0	0- 0	1- 0				
0- 0	0- 0	0- 0	NEUTRAL	0- 0	0- 0	0- 0				

RPI 1-25				RPI 26-50				RPI 51-100				RPI 101+ Team's RPI: 180			
RPI	S	Opponent	Score	RPI	S	Opponent	Score	RPI	S	Opponent	Score	RPI	S	Opponent	Score
18	H	Green Bay	49 52					72	H	Youngstown St.	63 72	112	N	Santa Clara	71 82
								73	A	Illinois	64 83	114	H	Miami (OH)	87 75
								100	H	Butler	54 56	116	H	Detroit	77 66
												166	A	Indiana	69 58
												188	H	South Dakota	60 46
												212	A	Tennessee St.	66 59
												228	H	Milwaukee	60 63
												241	H	New Hampshire	58 47
												242	H	VCU	68 57
												244	A	Nevada	79 86
												258	H	Ole Miss	67 55
												289	A	Ill.-Chicago	73 69
												295	A	Ohio	56 63
LAST 12 Division I GAMES:															
72	H	Youngstown St.	63 72	241	H	New Hampshire	58 47								
228	H	Milwaukee	60 63	258	H	Ole Miss	67 55								
18	H	Green Bay	49 52	212	A	Tennessee St.	66 59								
116	H	Detroit	77 66	114	H	Miami (OH)	87 75								
289	A	Ill.-Chicago	73 69	166	A	Indiana	69 58								
100	H	Butler	54 56	242	H	VCU	68 57								

Non-Div I Games: Lake Erie 70 51

Cleveland St.

■ Loss,
 ■ Non-Conf, S Site,
 ■ Home
 ■ Away
 N Neutral

Average RPI Win:	331	WON-LOST	WINNING	LAST 10	STRENGTH OF	OPP. STRENGTH	TEAM	ADJ.	CONF.	ADJ CONF.
Average RPI Loss:	174	RECORD	PCT. RANK	GAMES	SCHEDULE	OF SCHEDULE	RPI	RPI	RPI	RPI
DIV. I ONLY	5- 12	287	2- 8	296	334	310	310	29	29	
DIV. I NON-CONF.	2- 5	269	0- 3	303	311	324	324	29	29	
TOTALS	RPI 1-25	RPI 26-50	W-L RECORDS	RPI 51-100	RPI 101-150	RPI 150+				
5- 12	0- 1	0- 0	OVERALL	0- 0	0- 2	5- 9				
4- 4	0- 1	0- 0	HOME	0- 0	0- 2	4- 1				
1- 7	0- 0	0- 0	AWAY	0- 0	0- 0	1- 7				
0- 1	0- 0	0- 0	NEUTRAL	0- 0	0- 0	0- 1				
2- 5	0- 1	0- 0	NON-CONFERENCE	0- 0	0- 0	2- 4				
2- 1	0- 1	0- 0	HOME	0- 0	0- 0	2- 0				
0- 3	0- 0	0- 0	AWAY	0- 0	0- 0	0- 3				
0- 1	0- 0	0- 0	NEUTRAL	0- 0	0- 0	0- 1				
3- 7	0- 0	0- 0	CONFERENCE	0- 0	0- 2	3- 5				
2- 3	0- 0	0- 0	HOME	0- 0	0- 2	2- 1				
1- 4	0- 0	0- 0	AWAY	0- 0	0- 0	1- 4				
0- 0	0- 0	0- 0	NEUTRAL	0- 0	0- 0	0- 0				

RPI S	Opponent	Score	RPI S	Opponent	Score	RPI S	Opponent	Score	RPI S	Opponent	Score	Team's RPI: 310
14	H North Carolina	49 75							107	H Liberty	48 76	
									138	H High Point	54 70	
									152	A Presbyterian	30 50	
									156	A South Carolina St.	55 78	
									181	H Winthrop	52 76	
									185	A Longwood	63 77	
									186	A Col. of Charleston	38 56	
									198	A Campbell	54 64	
									218	A Radford	50 68	
									257	N North Florida	58 69	
									292	A IPFW	46 51	
									317	A Gardner-Webb	65 62	
									323	H Western Caro.	56 42	
									331	H Charleston So.	64 56	
									340	H UNC Asheville	73 62	
									342	H N.C. Central	58 39	
LAST 12 Division I GAMES:												
340	H UNC Asheville	73 62	331	H Charleston So.	64 56							
181	H Winthrop	52 76	198	A Campbell	54 64							
185	A Longwood	63 77	152	A Presbyterian	30 50							
218	A Radford	50 68	257	N North Florida	58 69							
107	H Liberty	48 76	156	A South Carolina St.	55 78							
138	H High Point	54 70	14	H North Carolina	49 75							

Non-Div I Games: Columbia (SC) 79 54 Converse 70 43 Southern Va. 79 46

Coastal Caro.

Loss, Non-Conf, S Site, H Home A Away N Neutral

Average RPI Win:	245	WON-LOST	WINNING	LAST 10	STRENGTH OF	OPP. STRENGTH	TEAM	ADJ.	CONF.	ADJ CONF.
Average RPI Loss:	136	RECORD	PCT. RANK	GAMES	SCHEDULE	OF SCHEDULE	RPI	RPI	RPI	RPI
DIV. I ONLY	8- 11	205	4- 6	126	260	186	186	23	23	
DIV. I NON-CONF.	4- 5	202	2- 1	69	131	102	102	27	27	
TOTALS	RPI 1-25	RPI 26-50	W-L RECORDS	RPI 51-100	RPI 101-150	RPI 150+				
8- 11	0- 1	0- 1	OVERALL	1- 2	1- 2	6- 5				
4- 4	0- 0	0- 0	HOME	1- 1	0- 1	3- 2				
4- 7	0- 1	0- 1	AWAY	0- 1	1- 1	3- 3				
0- 0	0- 0	0- 0	NEUTRAL	0- 0	0- 0	0- 0				
4- 5	0- 1	0- 1	NON-CONFERENCE	1- 0	1- 1	2- 2				
2- 1	0- 0	0- 0	HOME	1- 0	0- 0	1- 1				
2- 4	0- 1	0- 1	AWAY	0- 0	1- 1	1- 1				
0- 0	0- 0	0- 0	NEUTRAL	0- 0	0- 0	0- 0				
4- 6	0- 0	0- 0	CONFERENCE	0- 2	0- 1	4- 3				
2- 3	0- 0	0- 0	HOME	0- 1	0- 1	2- 1				
2- 3	0- 0	0- 0	AWAY	0- 1	0- 0	2- 2				
0- 0	0- 0	0- 0	NEUTRAL	0- 0	0- 0	0- 0				

RPI 1-25				RPI 26-50				RPI 51-100				RPI 101+ Team's RPI: 186			
RPI	S	Opponent	Score	RPI	S	Opponent	Score	RPI	S	Opponent	Score	RPI	S	Opponent	Score
3	A	Connecticut	39 103	30	A	Vanderbilt	44 69	51	A	Chattanooga	53 64	101	A	East Carolina	72 62
								90	H	Richmond	82 74	114	A	Miami (OH)	42 55
								96	H	Davidson	57 65	120	H	Appalachian St.	55 63
												162	A	Elon	57 55
												162	H	Elon	56 63
												181	H	Winthrop	61 63
												184	A	Cincinnati	57 66
												253	A	Samford	47 56
												305	A	Wofford	55 56
												310	H	Coastal Caro.	56 38
												312	H	Ga. Southern	58 56
												323	H	Western Caro.	70 47
												329	A	UNC Greensboro	88 61
												331	A	Charleston So.	76 45
LAST 12 Division I GAMES:															
323	H	Western Caro.	70 47	96	H	Davidson	57 65								
305	A	Wofford	55 56	312	H	Ga. Southern	58 56								
162	H	Elon	56 63	331	A	Charleston So.	76 45								
120	H	Appalachian St.	55 63	90	H	Richmond	82 74								
51	A	Chattanooga	53 64	30	A	Vanderbilt	44 69								
253	A	Samford	47 56	329	A	UNC Greensboro	88 61								

Non-Div I Games:

Col. of Charleston

■ Loss,
 ■ Non-Conf,
 S Site,
 ■ Home
 ■ Away
 N Neutral

Average RPI Win:	262	WON-LOST	WINNING	LAST 10	STRENGTH OF	OPP. STRENGTH	TEAM	ADJ.	CONF.	ADJ CONF.
Average RPI Loss:	158	RECORD	PCT. RANK	GAMES	SCHEDULE	OF SCHEDULE	RPI	RPI	RPI	RPI
DIV. I ONLY	6- 13	274	2- 8	127	310	252	252	17	17	
DIV. I NON-CONF.	6- 8	204	4- 3	180	296	214	214	20	20	
TOTALS	RPI 1-25	RPI 26-50	W-L RECORDS	RPI 51-100	RPI 101-150	RPI 150+				
6- 13	0- 1	0- 0	OVERALL	0- 2	1- 3	5- 7				
5- 3	0- 0	0- 0	HOME	0- 0	1- 0	4- 3				
1- 9	0- 1	0- 0	AWAY	0- 1	0- 3	1- 4				
0- 1	0- 0	0- 0	NEUTRAL	0- 1	0- 0	0- 0				
6- 8	0- 1	0- 0	NON-CONFERENCE	0- 2	1- 1	5- 4				
5- 1	0- 0	0- 0	HOME	0- 0	1- 0	4- 1				
1- 6	0- 1	0- 0	AWAY	0- 1	0- 1	1- 3				
0- 1	0- 0	0- 0	NEUTRAL	0- 1	0- 0	0- 0				
0- 5	0- 0	0- 0	CONFERENCE	0- 0	0- 2	0- 3				
0- 2	0- 0	0- 0	HOME	0- 0	0- 0	0- 2				
0- 3	0- 0	0- 0	AWAY	0- 0	0- 2	0- 1				
0- 0	0- 0	0- 0	NEUTRAL	0- 0	0- 0	0- 0				

RPI 1-25				RPI 26-50				RPI 51-100				RPI 101+ Team's RPI: 252			
RPI	S	Opponent	Score	RPI	S	Opponent	Score	RPI	S	Opponent	Score	RPI	S	Opponent	Score
3	A	Connecticut	41 101					81	N	Drexel	33 51	113	H	Saint Francis (PA)	67 62
								84	A	Charlotte	33 57	119	A	American	45 54
												131	A	Sacred Heart	53 59
												146	A	Bucknell	51 53
												183	H	Navy	43 59
												189	A	St. Bonaventure	45 54
												192	A	Iona	47 73
												201	A	Army	48 51
												226	H	Lehigh	62 70
												241	H	New Hampshire	72 61
												245	A	Niagara	63 66
												259	H	Cornell	65 69
												262	H	Robert Morris	71 55
												296	H	NJIT	72 36
												315	A	LIU Brooklyn	75 61
												343	H	Columbia	67 48
LAST 12 Division I GAMES:															
183	H	Navy	43 59	296	H	NJIT	72 36								
201	A	Army	48 51	241	H	New Hampshire	72 61								
226	H	Lehigh	62 70	192	A	Iona	47 73								
146	A	Bucknell	51 53	245	A	Niagara	63 66								
119	A	American	45 54	113	H	Saint Francis (PA)	67 62								
84	A	Charlotte	33 57	343	H	Columbia	67 48								

Non-Div I Games:

Colgate

Colorado

Average RPI Win: 157

Average RPI Loss: 3

WON-LOST

RECORD

WINNING

PCT. RANK

LAST 10

GAMES

Through Games Of Sunday, January 27, 2013

STRENGTH OF

SCHEDULE

OPP. STRENGTH

OF SCHEDULE

TEAM

RPI

ADJ.

RPI

CONF.

RPI

ADJ CONF.

RPI

DIV. I ONLY

15- 4

34

6- 4

32

30

26

26

6

6

DIV. I NON-CONF.

11- 0

1

4- 0

151

189

22

22

5

5

TOTALS

RPI 1-25

RPI 26-50

W-L RECORDS

RPI 51-100

RPI 101-150

RPI 150+

15- 4

0- 4

2- 0

OVERALL

3- 0

3- 0

7- 0

11- 2

0- 2

2- 0

HOME

2- 0

2- 0

5- 0

4- 2

0- 2

0- 0

AWAY

1- 0

1- 0

2- 0

0- 0

0- 0

0- 0

NEUTRAL

0- 0

0- 0

0- 0

11- 0

0- 0

2- 0

NON-CONFERENCE

2- 0

0- 0

7- 0

8- 0

0- 0

2- 0

HOME

1- 0

0- 0

5- 0

3- 0

0- 0

0- 0

AWAY

1- 0

0- 0

2- 0

0- 0

0- 0

0- 0

NEUTRAL

0- 0

0- 0

0- 0

4- 4

0- 4

0- 0

CONFERENCE

1- 0

3- 0

0- 0

3- 2

0- 2

0- 0

HOME

1- 0

2- 0

0- 0

1- 2

0- 2

0- 0

AWAY

0- 0

1- 0

0- 0

0- 0

0- 0

0- 0

NEUTRAL

0- 0

0- 0

0- 0

RPI 1-25

RPI 26-50

Team's RPI: 26

RPI 51-100

RPI 101+

RPI	S	Opponent	Score
1	A	Stanford	56 69
1	H	Stanford	40 57
4	A	California	56 59
4	H	California	49 53

RPI	S	Opponent	Score
34	H	Louisville	70 66
47	H	San Diego St.	67 53

RPI	S	Opponent	Score
63	H	Wyoming	68 59
73	A	Illinois	69 62
83	H	Arizona St.	57 43

RPI	S	Opponent	Score
104	H	Arizona	79 36
110	A	Utah	56 43
110	H	Utah	67 57
157	H	New Mexico	84 39
160	H	Idaho	70 65
231	A	Denver	83 63
268	H	Colorado St.	72 46
270	A	UMKC	78 55
311	H	Utah Valley	81 45
333	H	A&M-Corpus Christi	75 48

LAST 12 Division I GAMES:

1	A	Stanford	56 69	4	H	California	49 53
4	A	California	56 59	1	H	Stanford	40 57
104	H	Arizona	79 36	157	H	New Mexico	84 39
83	H	Arizona St.	57 43	311	H	Utah Valley	81 45
110	A	Utah	56 43	34	H	Louisville	70 66
110	H	Utah	67 57	231	A	Denver	83 63

C
o
l
o
r
a
d
oC
o
l
o
r
a
d
o

Non-Div I Games:

Colorado

Loss, Non-Conf, S Site, H Home A Away N Neutral

Average RPI Win: 248		WON-LOST	WINNING	LAST 10	STRENGTH OF	OPP. STRENGTH	TEAM	ADJ.	CONF.	ADJ CONF.
Average RPI Loss: 133		RECORD	PCT. RANK	GAMES	SCHEDULE	OF SCHEDULE	RPI	RPI	RPI	RPI
DIV. I ONLY		4- 13	303	2- 7	118	150	268	268	16	16
DIV. I NON-CONF.		3- 9	288	1- 5	95	169	252	252	16	16
TOTALS	RPI 1-25		RPI 26-50		W-L RECORDS		RPI 51-100		RPI 101-150	RPI 150+
4- 13	0- 0		0- 3		OVERALL		0- 4		0- 0	4- 6
3- 6	0- 0		0- 2		HOME		0- 2		0- 0	3- 2
1- 6	0- 0		0- 1		AWAY		0- 2		0- 0	1- 3
0- 1	0- 0		0- 0		NEUTRAL		0- 0		0- 0	0- 1
3- 9	0- 0		0- 2		NON-CONFERENCE		0- 3		0- 0	3- 4
3- 3	0- 0		0- 1		HOME		0- 1		0- 0	3- 1
0- 5	0- 0		0- 1		AWAY		0- 2		0- 0	0- 2
0- 1	0- 0		0- 0		NEUTRAL		0- 0		0- 0	0- 1
1- 4	0- 0		0- 1		CONFERENCE		0- 1		0- 0	1- 2
0- 3	0- 0		0- 1		HOME		0- 1		0- 0	0- 1
1- 1	0- 0		0- 0		AWAY		0- 0		0- 0	1- 1
0- 0	0- 0		0- 0		NEUTRAL		0- 0		0- 0	0- 0

RPI 1-25				RPI 26-50				RPI 51-100				RPI 101+				Team's RPI: 268	
RPI	S	Opponent	Score	RPI	S	Opponent	Score	RPI	S	Opponent	Score	RPI	S	Opponent	Score		
				26	A	Colorado	46 72	78	H	Fresno St.	58 69	157	H	New Mexico	54 68		
				42	H	Toledo	62 66	79	H	Montana St.	53 58	172	H	Seattle	58 55		
				47	H	San Diego St.	44 48	82	A	Fordham	59 64	176	N	Providence	53 71		
								94	A	Bowling Green	49 71	194	H	Northern Colo.	56 43		
												202	A	Loyola Marymount	52 69		
												231	H	Denver	48 50		
												237	A	Tulsa	43 58		
												282	A	UNLV	50 63		
												293	H	CSU Bakersfield	56 54		
												332	A	Air Force	64 44		
LAST 12 Division I GAMES:																	
				78	H	Fresno St.	58 69	176	N	Providence	53 71						
				157	H	New Mexico	54 68	231	H	Denver	48 50						
				282	A	UNLV	50 63	293	H	CSU Bakersfield	56 54						
				332	A	Air Force	64 44	237	A	Tulsa	43 58						
				47	H	San Diego St.	44 48	26	A	Colorado	46 72						
				82	A	Fordham	59 64	94	A	Bowling Green	49 71						

Non-Div I Games: South Dakota Mines 97 53

Colorado St.

Loss, Non-Conf, S Site, H Home A Away N Neutral

COLUMBIA				Through Games of Sunday, January 17, 1915						
Average RPI Win:	251	WON-LOST	WINNING	LAST 10	STRENGTH OF	OPP. STRENGTH	TEAM	ADJ.	CONF.	ADJ CONF.
Average RPI Loss:	255	RECORD	PCT. RANK	GAMES	SCHEDULE	OF SCHEDULE	RPI	RPI	RPI	RPI
DIV. I ONLY	2- 14	328	1- 9	330	343	343	343	343	19	19
DIV. I NON-CONF.	2- 12	316	1- 9	330	330	344	344	344	18	18
TOTALS	RPI 1-25	RPI 26-50	W-L RECORDS	RPI 51-100	RPI 101-150	RPI 150+				
2- 14	0- 0	0- 0	OVERALL	0- 0	0- 0	2- 14				
2- 5	0- 0	0- 0	HOME	0- 0	0- 0	2- 5				
0- 9	0- 0	0- 0	AWAY	0- 0	0- 0	0- 9				
0- 0	0- 0	0- 0	NEUTRAL	0- 0	0- 0	0- 0				
2- 12	0- 0	0- 0	NON-CONFERENCE	0- 0	0- 0	2- 12				
2- 4	0- 0	0- 0	HOME	0- 0	0- 0	2- 4				
0- 8	0- 0	0- 0	AWAY	0- 0	0- 0	0- 8				
0- 0	0- 0	0- 0	NEUTRAL	0- 0	0- 0	0- 0				
0- 2	0- 0	0- 0	CONFERENCE	0- 0	0- 0	0- 2				
0- 1	0- 0	0- 0	HOME	0- 0	0- 0	0- 1				
0- 1	0- 0	0- 0	AWAY	0- 0	0- 0	0- 1				
0- 0	0- 0	0- 0	NEUTRAL	0- 0	0- 0	0- 0				

RPI 1-25				RPI 26-50				RPI 51-100				RPI 101+				Team's RPI: 343	
RPI	S	Opponent	Score	RPI	S	Opponent	Score	RPI	S	Opponent	Score	RPI	S	Opponent	Score		
												153	A	Long Beach St.	50	79	
												192	H	Iona	63	67	
												201	A	Army	51	61	
												226	A	Lehigh	33	58	
												230	H	Lafayette	47	49	
												236	H	Fairleigh Dickinson	54	47	
												252	A	Colgate	48	67	
												259	A	Cornell	54	68	
												259	H	Cornell	64	71	
												266	H	St. Francis Brooklyn	49	45	
												271	A	Cal St. Fullerton	49	61	
												272	A	Vermont	40	46	
												309	A	Bryant	54	68	
												313	A	Morgan St.	51	60	
												315	H	LIU Brooklyn	42	53	
												324	H	Wagner	47	61	
LAST 12 Division I GAMES:																	
				259	H	Cornell	64	71	266	H	St. Francis Brooklyn	49	45				
				259	A	Cornell	54	68	192	H	Iona	63	67				
				230	H	Lafayette	47	49	252	A	Colgate	48	67				
				226	A	Lehigh	33	58	309	A	Bryant	54	68				
				271	A	Cal St. Fullerton	49	61	201	A	Army	51	61				
				153	A	Long Beach St.	50	79	313	A	Morgan St.	51	60				

Non-Div I Games:

Columbia

■ Loss, ■ Non-Conf, S Site, H Home A Away N Neutral

Connecticut

Through Games Of Sunday, January 27, 2013

Connecticut				Through Games Of Sunday, January 17, 1910						
Average RPI Win:	91	WON-LOST	WINNING	LAST 10	STRENGTH OF	OPP. STRENGTH	TEAM	ADJ.	CONF.	ADJ CONF.
Average RPI Loss:	6	RECORD	PCT. RANK	GAMES	SCHEDULE	OF SCHEDULE	RPI	RPI	RPI	RPI
DIV. I ONLY	18- 1	1	9- 1	3	6	3	3	5	5	
DIV. I NON-CONF.	13- 0	1	6- 0	4	3	2	2	4	4	
TOTALS	RPI 1-25	RPI 26-50	W-L RECORDS	RPI 51-100	RPI 101-150	RPI 150+				
18- 1	6- 1	4- 0	OVERALL	2- 0	1- 0	5- 0				
8- 1	3- 1	2- 0	HOME	0- 0	0- 0	3- 0				
7- 0	2- 0	1- 0	AWAY	2- 0	0- 0	2- 0				
3- 0	1- 0	1- 0	NEUTRAL	0- 0	1- 0	0- 0				
13- 0	6- 0	1- 0	NON-CONFERENCE	1- 0	1- 0	4- 0				
6- 0	3- 0	0- 0	HOME	0- 0	0- 0	3- 0				
4- 0	2- 0	0- 0	AWAY	1- 0	0- 0	1- 0				
3- 0	1- 0	1- 0	NEUTRAL	0- 0	1- 0	0- 0				
5- 1	0- 1	3- 0	CONFERENCE	1- 0	0- 0	1- 0				
2- 1	0- 1	2- 0	HOME	0- 0	0- 0	0- 0				
3- 0	0- 0	1- 0	AWAY	1- 0	0- 0	1- 0				
0- 0	0- 0	0- 0	NEUTRAL	0- 0	0- 0	0- 0				

RPI	S	Opponent	Score	RPI	S	Opponent	Score	RPI	S	Opponent	Score	RPI	S	Opponent	Score
1	A	Stanford	61 35	33	H	Syracuse	87 62	58	A	Marquette	85 51	133	N	Wake Forest	95 34
6	H	Notre Dame	72 73	34	H	Louisville	72 58	89	A	Hartford	102 45	184	A	Cincinnati	67 31
7	H	Penn St.	67 52	39	A	Georgetown	75 48					186	H	Col. of Charleston	103 39
8	H	Maryland	63 48	44	N	Marist	81 39					252	H	Colgate	101 41
10	N	Purdue	91 57									254	H	Oakland	97 25
12	A	Texas A&M	81 50									274	A	Oregon	95 51
17	H	Duke	79 49												
LAST 12 Division I GAMES:															
184	A	Cincinnati	67 31	6	H	Notre Dame	72 73	274	A	Oregon	95 51	1	A	Stanford	61 35
17	H	Duke	79 49	254	H	Oakland	97 25	89	A	Hartford	102 45	7	H	Penn St.	67 52
33	H	Syracuse	87 62												
34	H	Louisville	72 58												
58	A	Marquette	85 51												
39	A	Georgetown	75 48												

Non-Div I Games:

Connecticut

■ Loss,
 ■ Non-Conf, S Site,
 ■ Home
 ■ Away
 N Neutral

Average RPI Win:	264	WON-LOST	WINNING	LAST 10	STRENGTH OF	OPP. STRENGTH	TEAM	ADJ.	CONF.	ADJ CONF.
Average RPI Loss:	162	RECORD	PCT. RANK	GAMES	SCHEDULE	OF SCHEDULE	RPI	RPI	RPI	RPI
DIV. I ONLY	6- 12	261	5- 5	291	232	278	278	30	30	
DIV. I NON-CONF.	2- 9	308	1- 5	194	192	305	305	30	30	
TOTALS	RPI 1-25	RPI 26-50	W-L RECORDS	RPI 51-100	RPI 101-150	RPI 150+				
6- 12	0- 0	0- 1	OVERALL	0- 3	0- 4	6- 4				
4- 2	0- 0	0- 0	HOME	0- 0	0- 1	4- 1				
2- 10	0- 0	0- 1	AWAY	0- 3	0- 3	2- 3				
0- 0	0- 0	0- 0	NEUTRAL	0- 0	0- 0	0- 0				
2- 9	0- 0	0- 1	NON-CONFERENCE	0- 2	0- 3	2- 3				
2- 1	0- 0	0- 0	HOME	0- 0	0- 0	2- 1				
0- 8	0- 0	0- 1	AWAY	0- 2	0- 3	0- 2				
0- 0	0- 0	0- 0	NEUTRAL	0- 0	0- 0	0- 0				
4- 3	0- 0	0- 0	CONFERENCE	0- 1	0- 1	4- 1				
2- 1	0- 0	0- 0	HOME	0- 0	0- 1	2- 0				
2- 2	0- 0	0- 0	AWAY	0- 1	0- 0	2- 1				
0- 0	0- 0	0- 0	NEUTRAL	0- 0	0- 0	0- 0				

RPI S	Opponent	Score	RPI S	Opponent	Score	RPI S	Opponent	Score	RPI S	Opponent	Score	Team's RPI: 278
			45	A Virginia	44 54	69	A Arkansas	57 71	108	A Missouri St.	75 88	
						84	A Charlotte	53 70	119	A American	54 70	
						93	A Hampton	50 58	127	H Howard	54 67	
									133	A Wake Forest	75 82	
									156	H South Carolina St.	69 56	
									185	H Longwood	75 67	
									242	H VCU	46 57	
									262	H Robert Morris	59 52	
									299	A Towson	55 58	
									304	H Savannah St.	57 53	
									308	A UMBC	75 83	
									313	A Morgan St.	63 70	
									335	A Norfolk St.	56 51	
									342	A N.C. Central	53 38	
LAST 12 Division I GAMES:												
			342	A N.C. Central	53 38	84	A Charlotte	53 70				
			93	A Hampton	50 58	108	A Missouri St.	75 88				
			335	A Norfolk St.	56 51	69	A Arkansas	57 71				
			156	H South Carolina St.	69 56	262	H Robert Morris	59 52				
			304	H Savannah St.	57 53	45	A Virginia	44 54				
			127	H Howard	54 67	242	H VCU	46 57				

Non-Div I Games: Cheyney 97 41 Lincoln (PA) 80 61

Coppin St.

Through Games of Sunday, January 17, 1915										
Average RPI Win: 303		WON-LOST	WINNING	LAST 10	STRENGTH OF	OPP. STRENGTH	TEAM	ADJ.	CONF.	ADJ CONF.
Average RPI Loss: 159		RECORD	PCT. RANK	GAMES	SCHEDULE	OF SCHEDULE	RPI	RPI	RPI	RPI
DIV. I ONLY		9- 6	109	6- 3	344	265	259	259	19	19
DIV. I NON-CONF.		7- 6	156	5- 4	329	225	250	250	18	18
TOTALS		RPI 1-25	RPI 26-50	W-L RECORDS	RPI 51-100	RPI 101-150	RPI 150+			
9- 6	0- 0		0- 1	OVERALL	0- 1	0- 2	9- 2			
5- 2	0- 0		0- 1	HOME	0- 1	0- 0	5- 0			
4- 4	0- 0		0- 0	AWAY	0- 0	0- 2	4- 2			
0- 0	0- 0		0- 0	NEUTRAL	0- 0	0- 0	0- 0			
7- 6	0- 0		0- 1	NON-CONFERENCE	0- 1	0- 2	7- 2			
4- 2	0- 0		0- 1	HOME	0- 1	0- 0	4- 0			
3- 4	0- 0		0- 0	AWAY	0- 0	0- 2	3- 2			
0- 0	0- 0		0- 0	NEUTRAL	0- 0	0- 0	0- 0			
2- 0	0- 0		0- 0	CONFERENCE	0- 0	0- 0	2- 0			
1- 0	0- 0		0- 0	HOME	0- 0	0- 0	1- 0			
1- 0	0- 0		0- 0	AWAY	0- 0	0- 0	1- 0			
0- 0	0- 0		0- 0	NEUTRAL	0- 0	0- 0	0- 0			

RPI 1-25				RPI 26-50				RPI 51-100				RPI 101+				Team's RPI: 259	
RPI	S	Opponent	Score	RPI	S	Opponent	Score	RPI	S	Opponent	Score	RPI	S	Opponent	Score		
				33	H	Syracuse	35 80	82	H	Fordham	50 58	118	A	Texas	40 53		
												146	A	Bucknell	39 64		
												241	A	New Hampshire	56 59		
												252	A	Colgate	69 65		
												266	A	St. Francis Brooklyn	74 56		
												276	H	Buffalo	70 43		
												301	H	William & Mary	60 56		
												313	H	Morgan St.	77 73		
												314	A	Binghamton	60 56		
												322	H	Manhattan	70 60		
												333	A	A&M-Corpus Christi	49 52		
												343	A	Columbia	71 64		
												343	H	Columbia	68 54		
LAST 12 Division I GAMES:																	
				343	A	Columbia	71 64	333	A	A&M-Corpus Christi	49 52						
				343	H	Columbia	68 54	313	H	Morgan St.	77 73						
				276	H	Buffalo	70 43	266	A	St. Francis Brooklyn	74 56						
				146	A	Bucknell	39 64	241	A	New Hampshire	56 59						
				301	H	William & Mary	60 56	322	H	Manhattan	70 60						
				118	A	Texas	40 53	33	H	Syracuse	35 80						

Non-Div I Games:	Daemen	75	55
------------------	--------	----	----

Cornell

Loss, Non-Conf, S Site, H Home A Away N Neutral

Creighton

Through Games Of Sunday, January 27, 2013

Average RPI Win:	139	WON-LOST	WINNING	LAST 10	STRENGTH OF	OPP. STRENGTH	TEAM	ADJ.	CONF.	ADJ CONF.
Average RPI Loss:	50	RECORD	PCT. RANK	GAMES	SCHEDULE	OF SCHEDULE	RPI	RPI	RPI	RPI
DIV. I ONLY	15- 4	34	8- 2	46	82	29	29	9	9	
DIV. I NON-CONF.	8- 3	62	3- 1	9	61	18	18	9	9	
TOTALS	RPI 1-25	RPI 26-50	W-L RECORDS	RPI 51-100	RPI 101-150	RPI 150+				
15- 4	0- 1	1- 1	OVERALL	4- 2	3- 0	7- 0				
7- 2	0- 1	1- 1	HOME	1- 0	2- 0	3- 0				
5- 2	0- 0	0- 0	AWAY	1- 2	0- 0	4- 0				
3- 0	0- 0	0- 0	NEUTRAL	2- 0	1- 0	0- 0				
8- 3	0- 1	1- 1	NON-CONFERENCE	3- 1	1- 0	3- 0				
2- 2	0- 1	1- 1	HOME	0- 0	0- 0	1- 0				
3- 1	0- 0	0- 0	AWAY	1- 1	0- 0	2- 0				
3- 0	0- 0	0- 0	NEUTRAL	2- 0	1- 0	0- 0				
7- 1	0- 0	0- 0	CONFERENCE	1- 1	2- 0	4- 0				
5- 0	0- 0	0- 0	HOME	1- 0	2- 0	2- 0				
2- 1	0- 0	0- 0	AWAY	0- 1	0- 0	2- 0				
0- 0	0- 0	0- 0	NEUTRAL	0- 0	0- 0	0- 0				

RPI 1-25				RPI 26-50				Team's RPI: 29				RPI 51-100				RPI 101+			
RPI	S	Opponent	Score	RPI	S	Opponent	Score	RPI	S	Opponent	Score	RPI	S	Opponent	Score	RPI	S	Opponent	Score
25	H	Oklahoma	48 69	38	H	Nebraska	66 57	55	N	South Fla.	91 74	108	H	Missouri St.	73 53				
				43	H	Kansas	48 58	56	A	Minnesota	81 88	114	N	Miami (OH)	66 57				
								67	A	South Dakota St.	63 54	122	H	UNI	54 40				
								74	A	Wichita St.	45 67	158	A	Evansville	70 63				
								80	H	Illinois St.	64 45	159	H	Indiana St.	69 50				
								92	N	BYU	65 62	169	A	Houston	75 54				
												182	H	Bradley	79 67				
												188	A	South Dakota	53 49				
												264	H	North Dakota St.	63 42				
												294	A	Southern Ill.	81 60				
LAST 12 Division I GAMES:																			
182	H	Bradley	79 67	158	A	Evansville	70 63												
122	H	UNI	54 40	294	A	Southern Ill.	81 60												
108	H	Missouri St.	73 53	56	A	Minnesota	81 88												
74	A	Wichita St.	45 67	55	N	South Fla.	91 74												
159	H	Indiana St.	69 50	114	N	Miami (OH)	66 57												
80	H	Illinois St.	64 45	264	H	North Dakota St.	63 42												

Non-Div I Games:

Creighton

Loss, Non-Conf, S Site, H Home A Away N Neutral

Average RPI Win: 231	WON-LOST	WINNING	LAST 10	STRENGTH OF	OPP. STRENGTH	TEAM	ADJ.	CONF.	ADJ CONF.
Average RPI Loss: 104	RECORD	PCT. RANK	GAMES	SCHEDULE	OF SCHEDULE	RPI	RPI	RPI	RPI
DIV. I ONLY	3- 13	319	2- 8	37	178	210	210	19	19
DIV. I NON-CONF.	2- 12	316	1- 9	40	182	217	217	18	18
TOTALS	RPI 1-25	RPI 26-50	W-L RECORDS	RPI 51-100	RPI 101-150	RPI 150+			
3- 13	0- 1	0- 2	OVERALL	0- 5	1- 3	2- 2			
1- 6	0- 1	0- 2	HOME	0- 2	1- 0	0- 1			
2- 7	0- 0	0- 0	AWAY	0- 3	0- 3	2- 1			
0- 0	0- 0	0- 0	NEUTRAL	0- 0	0- 0	0- 0			
2- 12	0- 1	0- 2	NON-CONFERENCE	0- 5	0- 2	2- 2			
0- 6	0- 1	0- 2	HOME	0- 2	0- 0	0- 1			
2- 6	0- 0	0- 0	AWAY	0- 3	0- 2	2- 1			
0- 0	0- 0	0- 0	NEUTRAL	0- 0	0- 0	0- 0			
1- 1	0- 0	0- 0	CONFERENCE	0- 0	1- 1	0- 0			
1- 0	0- 0	0- 0	HOME	0- 0	1- 0	0- 0			
0- 1	0- 0	0- 0	AWAY	0- 0	0- 1	0- 0			
0- 0	0- 0	0- 0	NEUTRAL	0- 0	0- 0	0- 0			

RPI 1-25				RPI 26-50				RPI 51-100				RPI 101+ Team's RPI: 210			
RPI	S	Opponent	Score	RPI	S	Opponent	Score	RPI	S	Opponent	Score	RPI	S	Opponent	Score
13	H	Villanova	37 60	33	H	Syracuse	64 91	58	A	Marquette	52 70	115	A	Harvard	66 88
				37	H	Duquesne	39 54	89	H	Hartford	52 67	115	H	Harvard	58 45
								92	H	BYU	57 58	134	A	Northeastern	45 80
								95	A	FIU	57 64	142	A	Old Dominion	59 73
								98	A	Albany (NY)	49 62	208	H	Holy Cross	52 64
												241	A	New Hampshire	38 54
												269	A	Massachusetts	57 55
												309	A	Bryant	64 53
LAST 12 Division I GAMES:															
115	H	Harvard	58 45	58	A	Marquette	52 70								
115	A	Harvard	66 88	95	A	FIU	57 64								
269	A	Massachusetts	57 55	89	H	Hartford	52 67								
208	H	Holy Cross	52 64	241	A	New Hampshire	38 54								
13	H	Villanova	37 60	142	A	Old Dominion	59 73								
37	H	Duquesne	39 54	33	H	Syracuse	64 91								

Non-Div I Games:

Dartmouth

■ Loss,
 ■ Non-Conf, S Site,
 ■ Home
 ■ Away
 N Neutral

Average RPI Win:	246	WON-LOST	WINNING	LAST 10	STRENGTH OF	OPP. STRENGTH	TEAM	ADJ.	CONF.	ADJ CONF.
Average RPI Loss:	86	RECORD	PCT. RANK	GAMES	SCHEDULE	OF SCHEDULE	RPI	RPI	RPI	RPI
DIV. I ONLY	11- 8	123	7- 3	106	252	96	96	23	23	
DIV. I NON-CONF.	3- 7	264	1- 3	58	172	150	150	27	27	
TOTALS	RPI 1-25	RPI 26-50	W-L RECORDS	RPI 51-100	RPI 101-150	RPI 150+				
11- 8	0- 2	0- 1	OVERALL	0- 3	2- 1	9- 1				
6- 1	0- 0	0- 0	HOME	0- 1	2- 0	4- 0				
4- 6	0- 2	0- 1	AWAY	0- 2	0- 1	4- 0				
1- 1	0- 0	0- 0	NEUTRAL	0- 0	0- 0	1- 1				
3- 7	0- 2	0- 1	NON-CONFERENCE	0- 2	1- 1	2- 1				
1- 0	0- 0	0- 0	HOME	0- 0	1- 0	0- 0				
1- 6	0- 2	0- 1	AWAY	0- 2	0- 1	1- 0				
1- 1	0- 0	0- 0	NEUTRAL	0- 0	0- 0	1- 1				
8- 1	0- 0	0- 0	CONFERENCE	0- 1	1- 0	7- 0				
5- 1	0- 0	0- 0	HOME	0- 1	1- 0	4- 0				
3- 0	0- 0	0- 0	AWAY	0- 0	0- 0	3- 0				
0- 0	0- 0	0- 0	NEUTRAL	0- 0	0- 0	0- 0				

RPI 1-25				RPI 26-50				RPI 51-100				Team's RPI: 96	RPI 101+			
RPI	S	Opponent	Score	RPI	S	Opponent	Score	RPI	S	Opponent	Score		RPI	S	Opponent	Score
5	A	Tennessee	40 75	41	A	Miami (FL)	35 67	51	H	Chattanooga	56 60		120	H	Appalachian St.	65 49
14	A	North Carolina	59 70					66	A	Rutgers	49 55		138	H	High Point	59 42
								84	A	Charlotte	54 69		150	A	Mercer	43 46
													162	H	Elon	77 62
													186	A	Col. of Charleston	65 57
													243	A	Furman	87 46
													253	H	Samford	63 51
													279	N	Northern Ill.	61 64
													305	A	Wofford	58 45
													312	H	Ga. Southern	61 49
													317	A	Gardner-Webb	59 56
													329	H	UNC Greensboro	88 48
													336	N	Kennesaw St.	63 54
LAST 12 Division I GAMES:																
162	H	Elon	77 62	186	A	Col. of Charleston	65 57									
329	H	UNC Greensboro	88 48	120	H	Appalachian St.	65 49									
253	H	Samford	63 51	5	A	Tennessee	40 75									
51	H	Chattanooga	56 60	84	A	Charlotte	54 69									
243	A	Furman	87 46	317	A	Gardner-Webb	59 56									
305	A	Wofford	58 45	41	A	Miami (FL)	35 67									

Non-Div I Games:

Davidson

■ Loss,
■ Non-Conf,
■ S Site,
■ H Home
■ A Away
N Neutral

Average RPI Win:	164	WON-LOST	WINNING	LAST 10	STRENGTH OF	OPP. STRENGTH	TEAM	ADJ.	CONF.	ADJ CONF.
Average RPI Loss:	94	RECORD	PCT. RANK	GAMES	SCHEDULE	OF SCHEDULE	RPI	RPI	RPI	RPI
DIV. I ONLY	17- 1	5	9- 1	110	121	21	21	8	8	
DIV. I NON-CONF.	12- 1	4	6- 1	41	123	7	7	8	8	
TOTALS	RPI 1-25	RPI 26-50	W-L RECORDS	RPI 51-100	RPI 101-150	RPI 150+				
17- 1	1- 0	3- 0	OVERALL	2- 1	2- 0	9- 0				
8- 0	0- 0	3- 0	HOME	0- 0	1- 0	4- 0				
7- 1	1- 0	0- 0	AWAY	2- 1	1- 0	3- 0				
2- 0	0- 0	0- 0	NEUTRAL	0- 0	0- 0	2- 0				
12- 1	1- 0	3- 0	NON-CONFERENCE	1- 1	1- 0	6- 0				
5- 0	0- 0	3- 0	HOME	0- 0	0- 0	2- 0				
5- 1	1- 0	0- 0	AWAY	1- 1	1- 0	2- 0				
2- 0	0- 0	0- 0	NEUTRAL	0- 0	0- 0	2- 0				
5- 0	0- 0	0- 0	CONFERENCE	1- 0	1- 0	3- 0				
3- 0	0- 0	0- 0	HOME	0- 0	1- 0	2- 0				
2- 0	0- 0	0- 0	AWAY	1- 0	0- 0	1- 0				
0- 0	0- 0	0- 0	NEUTRAL	0- 0	0- 0	0- 0				

RPI 1-25				Team's RPI: 21				RPI 26-50				RPI 51-100				RPI 101+			
RPI	S	Opponent	Score					RPI	S	Opponent	Score	RPI	S	Opponent	Score	RPI	S	Opponent	Score
24	A	DePaul	92 80					30	H	Vanderbilt	71 66	83	A	Arizona St.	65 59	144	A	Wright St.	95 73
								36	H	Michigan St.	60 53	94	A	Bowling Green	40 65	148	H	La Salle	95 47
								42	H	Toledo	79 76	100	A	Butler	82 39	155	H	Eastern Ill.	105 42
																161	A	Akron	90 59
																191	H	George Washington	80 52
																269	H	Massachusetts	83 44
																276	H	Buffalo	68 44
																280	A	Siena	91 53
																282	N	UNLV	82 58
																284	N	Mississippi Val.	93 59
																291	A	Rhode Island	74 48
LAST 12 Division I GAMES:																			
								269	H	Massachusetts	83 44	280	A	Siena	91 53				
								191	H	George Washington	80 52	161	A	Akron	90 59				
								291	A	Rhode Island	74 48	36	H	Michigan St.	60 53				
								148	H	La Salle	95 47	83	A	Arizona St.	65 59				
								100	A	Butler	82 39	282	N	UNLV	82 58				
								94	A	Bowling Green	40 65	144	A	Wright St.	95 73				

Non-Div I Games:

Dayton

Average RPI Win: 145	WON-LOST	WINNING	LAST 10	STRENGTH OF	OPP. STRENGTH	TEAM	ADJ.	CONF.	ADJ CONF.
Average RPI Loss: 17	RECORD	PCT. RANK	GAMES	SCHEDULE	OF SCHEDULE	RPI	RPI	RPI	RPI
DIV. I ONLY	15- 5	47	8- 2	11	80	24	24	5	5
DIV. I NON-CONF.	11- 3	41	5- 1	25	98	29	29	4	4
TOTALS	RPI 1-25	RPI 26-50	W-L RECORDS	RPI 51-100	RPI 101-150	RPI 150+			
15- 5	1- 4	1- 1	OVERALL	4- 0	1- 0	8- 0			
11- 1	1- 1	1- 0	HOME	2- 0	1- 0	6- 0			
2- 3	0- 2	0- 1	AWAY	0- 0	0- 0	2- 0			
2- 1	0- 1	0- 0	NEUTRAL	2- 0	0- 0	0- 0			
11- 3	1- 3	0- 0	NON-CONFERENCE	3- 0	1- 0	6- 0			
8- 1	1- 1	0- 0	HOME	1- 0	1- 0	5- 0			
1- 1	0- 1	0- 0	AWAY	0- 0	0- 0	1- 0			
2- 1	0- 1	0- 0	NEUTRAL	2- 0	0- 0	0- 0			
4- 2	0- 1	1- 1	CONFERENCE	1- 0	0- 0	2- 0			
3- 0	0- 0	1- 0	HOME	1- 0	0- 0	1- 0			
1- 2	0- 1	0- 1	AWAY	0- 0	0- 0	1- 0			
0- 0	0- 0	0- 0	NEUTRAL	0- 0	0- 0	0- 0			

RPI	S	Opponent	Score	RPI	S	Opponent	Score	RPI	S	Opponent	Score	RPI	S	Opponent	Score
9	A	Kentucky	64 96	33	A	Syracuse	80 84	55	H	South Fla.	91 75	127	H	Howard	68 51
11	N	South Carolina	46 55	34	H	Louisville	86 80	60	N	FGCU	60 58	165	H	Yale	95 80
13	A	Villanova	45 65					93	N	Hampton	68 67	171	H	Oral Roberts	97 74
20	H	Princeton	86 75					99	H	Northwestern	89 61	176	H	Providence	79 67
21	H	Dayton	80 92									184	A	Cincinnati	51 45
												197	H	Nicholls St.	87 57
												228	H	Milwaukee	94 83
												279	H	Northern Ill.	68 46
												287	A	Loyola Chicago	87 69
LAST 12 Division I GAMES:															
184	A	Cincinnati	51 45	171	H	Oral Roberts	97 74	20	H	Princeton	86 75				
176	H	Providence	79 67	287	A	Loyola Chicago	87 69	279	H	Northern Ill.	68 46				
33	A	Syracuse	80 84	228	H	Milwaukee	94 83	9	A	Kentucky	64 96				
55	H	South Fla.	91 75												
13	A	Villanova	45 65												
34	H	Louisville	86 80												

Non-Div I Games:

DePaul

Delaware

Average RPI Win:	156	WON-LOST	WINNING	LAST 10	STRENGTH OF	OPP. STRENGTH	TEAM	ADJ.	CONF.	ADJ CONF.
Average RPI Loss:	28	RECORD	PCT. RANK	GAMES	SCHEDULE	OF SCHEDULE	RPI	RPI	RPI	RPI
DIV. I ONLY	15- 3	27	10- 0	58	62	27	27	14	14	
DIV. I NON-CONF.	9- 3	55	5- 1	27	8	24	24	15	15	

TOTALS	RPI 1-25	RPI 26-50	W-L RECORDS	RPI 51-100	RPI 101-150	RPI 150+
15- 3	2- 1	1- 2	OVERALL	2- 0	3- 0	7- 0
7- 2	1- 1	0- 1	HOME	0- 0	1- 0	5- 0
6- 1	0- 0	0- 1	AWAY	2- 0	2- 0	2- 0
2- 0	1- 0	1- 0	NEUTRAL	0- 0	0- 0	0- 0
9- 3	2- 1	1- 2	NON-CONFERENCE	1- 0	1- 0	4- 0
4- 2	1- 1	0- 1	HOME	0- 0	1- 0	2- 0
3- 1	0- 0	0- 1	AWAY	1- 0	0- 0	2- 0
2- 0	1- 0	1- 0	NEUTRAL	0- 0	0- 0	0- 0
6- 0	0- 0	0- 0	CONFERENCE	1- 0	2- 0	3- 0
3- 0	0- 0	0- 0	HOME	0- 0	0- 0	3- 0
3- 0	0- 0	0- 0	AWAY	1- 0	2- 0	0- 0
0- 0	0- 0	0- 0	NEUTRAL	0- 0	0- 0	0- 0

RPI S	Opponent	Score	RPI S	Opponent	Score	Team's RPI: 27	RPI S	Opponent	Score	RPI S	Opponent	Score
8	H Maryland	53 69	37	A Duquesne	47 51		61	A St. John's (NY)	60 59	125	H Sam Houston St.	63 31
13	N Villanova	59 45	37	N Duquesne	60 45		81	A Drexel	65 56	134	A Northeastern	76 51
20	H Princeton	59 58	39	H Georgetown	56 62					142	A Old Dominion	63 46
										176	H Providence	64 46
										189	H St. Bonaventure	68 58
										221	A Monmouth	82 53
										255	H George Mason	62 27
										290	H UNC Wilmington	67 39
										291	A Rhode Island	57 40
										299	H Towson	76 44
LAST 12 Division I GAMES:												
81	A Drexel	65 56	61	A St. John's (NY)	60 59							
290	H UNC Wilmington	67 39	37	N Duquesne	60 45							
299	H Towson	76 44	13	N Villanova	59 45							
134	A Northeastern	76 51	221	A Monmouth	82 53							
142	A Old Dominion	63 46	8	H Maryland	53 69							
255	H George Mason	62 27	20	H Princeton	59 58							

Non-Div I Games:

Delaware

Loss, Non-Conf, S Site, H Home A Away N Neutral

Average RPI Win:	329	WON-LOST	WINNING	LAST 10	STRENGTH OF	OPP. STRENGTH	TEAM	ADJ.	CONF.	ADJ CONF.
Average RPI Loss:	156	RECORD	PCT. RANK	GAMES	SCHEDULE	OF SCHEDULE	RPI	RPI	RPI	RPI
DIV. I ONLY	4- 11	295	3- 6	183	331	260	260	30	30	
DIV. I NON-CONF.	1- 10	324	1- 7	145	289	298	298	30	30	
TOTALS	RPI 1-25	RPI 26-50	W-L RECORDS	RPI 51-100	RPI 101-150	RPI 150+				
4- 11	0- 1	0- 0	OVERALL	0- 4	0- 1	4- 5				
1- 2	0- 0	0- 0	HOME	0- 1	0- 1	1- 0				
3- 7	0- 1	0- 0	AWAY	0- 2	0- 0	3- 4				
0- 2	0- 0	0- 0	NEUTRAL	0- 1	0- 0	0- 1				
1- 10	0- 1	0- 0	NON-CONFERENCE	0- 4	0- 0	1- 5				
0- 1	0- 0	0- 0	HOME	0- 1	0- 0	0- 0				
1- 7	0- 1	0- 0	AWAY	0- 2	0- 0	1- 4				
0- 2	0- 0	0- 0	NEUTRAL	0- 1	0- 0	0- 1				
3- 1	0- 0	0- 0	CONFERENCE	0- 0	0- 1	3- 0				
1- 1	0- 0	0- 0	HOME	0- 0	0- 1	1- 0				
2- 0	0- 0	0- 0	AWAY	0- 0	0- 0	2- 0				
0- 0	0- 0	0- 0	NEUTRAL	0- 0	0- 0	0- 0				

RPI 1-25				RPI 26-50				RPI 51-100				RPI 101+ Team's RPI: 260			
RPI	S	Opponent	Score	RPI	S	Opponent	Score	RPI	S	Opponent	Score	RPI	S	Opponent	Score
9	A	Kentucky	50 90					67	A	South Dakota St.	57 72	127	H	Howard	40 54
								82	A	Fordham	38 69	169	A	Houston	58 71
								86	N	Wisconsin	54 83	219	N	Central Conn. St.	54 76
								98	H	Albany (NY)	57 79	266	A	St. Francis Brooklyn	50 69
												296	A	NJIT	42 55
												299	A	Towson	61 69
												319	A	Bethune-Cookman	62 57
												327	A	UMES	72 63
												327	H	UMES	67 52
												344	A	Houston Baptist	84 83
LAST 12 Division I GAMES:															
319	A	Bethune-Cookman	62 57	299	A	Towson	61 69								
327	A	UMES	72 63	67	A	South Dakota St.	57 72								
169	A	Houston	58 71	98	H	Albany (NY)	57 79								
344	A	Houston Baptist	84 83	296	A	NJIT	42 55								
219	N	Central Conn. St.	54 76	127	H	Howard	40 54								
86	N	Wisconsin	54 83	327	H	UMES	67 52								

Non-Div I Games: Wilmington (DE) 88 46 Wesley 76 34

Delaware St.

■ Loss,
 ■ Non-Conf,
 ■ S Site,
 ■ Home
 ■ A Away
 N Neutral

Average RPI Win:	269	WON-LOST	WINNING	LAST 10	STRENGTH OF	OPP. STRENGTH	TEAM	ADJ.	CONF.	ADJ CONF.
Average RPI Loss:	126	RECORD	PCT. RANK	GAMES	SCHEDULE	OF SCHEDULE	RPI	RPI	RPI	RPI
DIV. I ONLY	9- 11	192	5- 5	226	190	231	231	25	25	
DIV. I NON-CONF.	5- 6	187	1- 2	186	133	187	187	24	24	
TOTALS	RPI 1-25	RPI 26-50	W-L RECORDS	RPI 51-100	RPI 101-150	RPI 150+				
9- 11	0- 0	0- 1	OVERALL	0- 4	0- 1	9- 5				
4- 6	0- 0	0- 1	HOME	0- 1	0- 1	4- 3				
5- 5	0- 0	0- 0	AWAY	0- 3	0- 0	5- 2				
0- 0	0- 0	0- 0	NEUTRAL	0- 0	0- 0	0- 0				
5- 6	0- 0	0- 1	NON-CONFERENCE	0- 4	0- 1	5- 0				
2- 3	0- 0	0- 1	HOME	0- 1	0- 1	2- 0				
3- 3	0- 0	0- 0	AWAY	0- 3	0- 0	3- 0				
0- 0	0- 0	0- 0	NEUTRAL	0- 0	0- 0	0- 0				
4- 5	0- 0	0- 0	CONFERENCE	0- 0	0- 0	4- 5				
2- 3	0- 0	0- 0	HOME	0- 0	0- 0	2- 3				
2- 2	0- 0	0- 0	AWAY	0- 0	0- 0	2- 2				
0- 0	0- 0	0- 0	NEUTRAL	0- 0	0- 0	0- 0				

RPI S	Opponent	Score	RPI S	Opponent	Score	RPI S	Opponent	Score	RPI S	Opponent	Score	Team's RPI: 231
26	H Colorado	63 83	56	A Minnesota	51 74	110	H Utah	60 75				
			63	A Wyoming	66 81	160	H Idaho	60 68				
			79	H Montana St.	55 73	172	H Seattle	66 69				
			88	A Montana	56 58	178	H Louisiana Tech	77 82				
						190	A Utah St.	69 85				
						194	H Northern Colo.	57 46				
						223	H New Mexico St.	67 58				
						256	A UTSA	75 73				
						263	A San Jose St.	67 68				
						268	A Colorado St.	50 48				
						274	A Oregon	73 62				
						281	A Texas St.	73 70				
						288	A UC Irvine	62 52				
						302	H Texas-Arlington	90 52				
						332	H Air Force	77 73				
LAST 12 Division I GAMES:												
223	H New Mexico St.	67 58	281	A Texas St.	73 70							
190	A Utah St.	69 85	302	H Texas-Arlington	90 52							
263	A San Jose St.	67 68	178	H Louisiana Tech	77 82							
172	H Seattle	66 69	268	A Colorado St.	50 48							
160	H Idaho	60 68	88	A Montana	56 58							
256	A UTSA	75 73	26	H Colorado	63 83							

Non-Div I Games:

Denver

Average RPI Win:	254	WON-LOST	WINNING	LAST 10	STRENGTH OF	OPP. STRENGTH	TEAM	ADJ.	CONF.	ADJ CONF.
Average RPI Loss:	97	RECORD	PCT. RANK	GAMES	SCHEDULE	OF SCHEDULE	RPI	RPI	RPI	RPI
DIV. I ONLY	8- 7	150	4- 4	160	135	116	116	12	12	
DIV. I NON-CONF.	5- 5	160	3- 2	177	114	131	131	12	12	
TOTALS	RPI 1-25	RPI 26-50	W-L RECORDS	RPI 51-100	RPI 101-150	RPI 150+				
8- 7	0- 2	0- 1	OVERALL	0- 1	1- 1	7- 2				
4- 0	0- 0	0- 0	HOME	0- 0	0- 0	4- 0				
4- 5	0- 1	0- 1	AWAY	0- 1	1- 0	3- 2				
0- 2	0- 1	0- 0	NEUTRAL	0- 0	0- 1	0- 0				
5- 5	0- 1	0- 1	NON-CONFERENCE	0- 1	0- 1	5- 1				
2- 0	0- 0	0- 0	HOME	0- 0	0- 0	2- 0				
3- 3	0- 0	0- 1	AWAY	0- 1	0- 0	3- 1				
0- 2	0- 1	0- 0	NEUTRAL	0- 0	0- 1	0- 0				
3- 2	0- 1	0- 0	CONFERENCE	0- 0	1- 0	2- 1				
2- 0	0- 0	0- 0	HOME	0- 0	0- 0	2- 0				
1- 2	0- 1	0- 0	AWAY	0- 0	1- 0	0- 1				
0- 0	0- 0	0- 0	NEUTRAL	0- 0	0- 0	0- 0				

RPI 1-25				RPI 26-50				RPI 51-100				RPI 101+ Team's RPI: 116			
RPI	S	Opponent	Score	RPI	S	Opponent	Score	RPI	S	Opponent	Score	RPI	S	Opponent	Score
7	N	Penn St.	72 80	32	A	Michigan	62 70	55	A	South Fla.	60 74	139	N	South Ala.	56 59
18	A	Green Bay	31 62									144	A	Wright St.	86 76
												180	A	Cleveland St.	66 77
												209	A	Eastern Mich.	61 54
												240	H	Canisius	65 54
												249	A	Ball St.	64 73
												275	H	Western Mich.	97 57
												287	H	Loyola Chicago	76 66
												289	H	Ill.-Chicago	74 68
												292	A	IPFW	88 58
												295	A	Ohio	65 53
LAST 12 Division I GAMES:															
289	H	Ill.-Chicago	74 68	292	A	IPFW	88 58								
287	H	Loyola Chicago	76 66	249	A	Ball St.	64 73								
144	A	Wright St.	86 76	295	A	Ohio	65 53								
180	A	Cleveland St.	66 77	275	H	Western Mich.	97 57								
18	A	Green Bay	31 62	139	N	South Ala.	56 59								
55	A	South Fla.	60 74	7	N	Penn St.	72 80								

Non-Div I Games: Lourdes 101 50 Madonna 90 43

Detroit

Average RPI Win: 229	WON-LOST	WINNING	LAST 10	STRENGTH OF	OPP. STRENGTH	TEAM	ADJ.	CONF.	ADJ CONF.
Average RPI Loss: 156	RECORD	PCT. RANK	GAMES	SCHEDULE	OF SCHEDULE	RPI	RPI	RPI	RPI
DIV. I ONLY	7- 12	241	4- 6	301	131	283	283	9	9
DIV. I NON-CONF.	5- 6	187	2- 2	315	173	271	271	9	9
TOTALS	RPI 1-25	RPI 26-50	W-L RECORDS	RPI 51-100	RPI 101-150	RPI 150+			
7- 12	0- 1	0- 1	OVERALL	0- 2	1- 1	6- 7			
5- 4	0- 1	0- 0	HOME	0- 1	1- 0	4- 2			
2- 6	0- 0	0- 1	AWAY	0- 1	0- 1	2- 3			
0- 2	0- 0	0- 0	NEUTRAL	0- 0	0- 0	0- 2			
5- 6	0- 1	0- 1	NON-CONFERENCE	0- 0	0- 0	5- 4			
3- 2	0- 1	0- 0	HOME	0- 0	0- 0	3- 1			
2- 2	0- 0	0- 1	AWAY	0- 0	0- 0	2- 1			
0- 2	0- 0	0- 0	NEUTRAL	0- 0	0- 0	0- 2			
2- 6	0- 0	0- 0	CONFERENCE	0- 2	1- 1	1- 3			
2- 2	0- 0	0- 0	HOME	0- 1	1- 0	1- 1			
0- 4	0- 0	0- 0	AWAY	0- 1	0- 1	0- 2			
0- 0	0- 0	0- 0	NEUTRAL	0- 0	0- 0	0- 0			

RPI 1-25				RPI 26-50				RPI 51-100				RPI 101+ Team's RPI: 283			
RPI	S	Opponent	Score	RPI	S	Opponent	Score	RPI	S	Opponent	Score	RPI	S	Opponent	Score
16	H	Iowa	65 82	28	A	Iowa St.	45 87	74	A	Wichita St.	51 70	108	A	Missouri St.	77 80
								80	H	Illinois St.	66 71	122	H	UNI	63 55
												158	A	Evansville	62 68
												159	H	Indiana St.	49 67
												175	H	Saint Louis	61 55
												182	H	Bradley	66 62
												188	H	South Dakota	69 74
												220	A	North Dakota	63 67
												228	A	Milwaukee	80 70
												255	N	George Mason	70 76
												264	A	North Dakota St.	62 50
												288	N	UC Irvine	64 69
												289	H	Ill.-Chicago	71 61
												294	A	Southern Ill.	70 77
												341	H	Chicago St.	67 39
LAST 12 Division I GAMES:															
122	H	UNI	63 55	294	A	Southern Ill.	70 77								
182	H	Bradley	66 62	158	A	Evansville	62 68								
74	A	Wichita St.	51 70	228	A	Milwaukee	80 70								
108	A	Missouri St.	77 80	175	H	Saint Louis	61 55								
80	H	Illinois St.	66 71	16	H	Iowa	65 82								
159	H	Indiana St.	49 67	220	A	North Dakota	63 67								

Non-Div I Games:

Drake

■ Loss,
 ■ Non-Conf, S Site,
 ■ Home
 ■ Away
 N Neutral

Average RPI Win:	221	WON-LOST	WINNING	LAST 10	STRENGTH OF	OPP. STRENGTH	TEAM	ADJ.	CONF.	ADJ CONF.
Average RPI Loss:	45	RECORD	PCT. RANK	GAMES	SCHEDULE	OF SCHEDULE	RPI	RPI	RPI	RPI
DIV. I ONLY	13- 5	57	7- 3	192	82	81	81	14	14	
DIV. I NON-CONF.	7- 4	104	3- 2	209	44	110	110	15	15	
TOTALS	RPI 1-25	RPI 26-50	W-L RECORDS	RPI 51-100	RPI 101-150	RPI 150+				
13- 5	0- 2	0- 2	OVERALL	1- 0	3- 1	9- 0				
3- 3	0- 0	0- 2	HOME	0- 0	1- 1	2- 0				
7- 2	0- 2	0- 0	AWAY	1- 0	2- 0	4- 0				
3- 0	0- 0	0- 0	NEUTRAL	0- 0	0- 0	3- 0				
7- 4	0- 2	0- 1	NON-CONFERENCE	0- 0	1- 1	6- 0				
1- 2	0- 0	0- 1	HOME	0- 0	0- 1	1- 0				
3- 2	0- 2	0- 0	AWAY	0- 0	1- 0	2- 0				
3- 0	0- 0	0- 0	NEUTRAL	0- 0	0- 0	3- 0				
6- 1	0- 0	0- 1	CONFERENCE	1- 0	2- 0	3- 0				
2- 1	0- 0	0- 1	HOME	0- 0	1- 0	1- 0				
4- 0	0- 0	0- 0	AWAY	1- 0	1- 0	2- 0				
0- 0	0- 0	0- 0	NEUTRAL	0- 0	0- 0	0- 0				

RPI 1-25				RPI 26-50				RPI 51-100				RPI 101+			
RPI	S	Opponent	Score	RPI	S	Opponent	Score	RPI	S	Opponent	Score	RPI	S	Opponent	Score
11	A	South Carolina	55 58	27	H	Delaware	56 65	87	A	James Madison	48 46	119	H	American	52 58
20	A	Princeton	59 74	46	H	Saint Joseph's	45 47					134	A	Northeastern	85 73
												140	H	Hofstra	59 53
												148	A	La Salle	56 53
												176	A	Providence	60 50
												217	H	Penn	77 50
												252	N	Colgate	51 33
												270	N	UMKC	76 40
												272	A	Vermont	66 49
												290	A	UNC Wilmington	64 51
												291	N	Rhode Island	55 43
												299	H	Towson	76 55
												301	A	William & Mary	58 46
LAST 12 Division I GAMES:															
27	H	Delaware	56 65	299	H	Towson	76 55								
134	A	Northeastern	85 73	20	A	Princeton	59 74								
301	A	William & Mary	58 46	119	H	American	52 58								
140	H	Hofstra	59 53	217	H	Penn	77 50								
290	A	UNC Wilmington	64 51	272	A	Vermont	66 49								
87	A	James Madison	48 46	291	N	Rhode Island	55 43								

Non-Div I Games:

Drexel

■ Loss,
 ■ Non-Conf,
 S Site,
 ■ Home
 ■ Away
 N Neutral

Average RPI Win:	136	WON-LOST	WINNING	LAST 10	STRENGTH OF	OPP. STRENGTH	TEAM	ADJ.	CONF.	ADJ CONF.
Average RPI Loss:	3	RECORD	PCT. RANK	GAMES	SCHEDULE	OF SCHEDULE	RPI	RPI	RPI	RPI
DIV. I ONLY	18- 1	1	9- 1	143	4	17	17	4	4	
DIV. I NON-CONF.	10- 1	16	4- 1	61	16	9	9	3	3	
TOTALS	RPI 1-25	RPI 26-50	W-L RECORDS	RPI 51-100	RPI 101-150	RPI 150+				
18- 1	1- 1	1- 0	OVERALL	3- 0	5- 0	8- 0				
9- 0	1- 0	0- 0	HOME	1- 0	2- 0	5- 0				
7- 1	0- 1	1- 0	AWAY	1- 0	3- 0	2- 0				
2- 0	0- 0	0- 0	NEUTRAL	1- 0	0- 0	1- 0				
10- 1	1- 1	1- 0	NON-CONFERENCE	1- 0	1- 0	6- 0				
5- 0	1- 0	0- 0	HOME	0- 0	0- 0	4- 0				
3- 1	0- 1	1- 0	AWAY	0- 0	1- 0	1- 0				
2- 0	0- 0	0- 0	NEUTRAL	1- 0	0- 0	1- 0				
8- 0	0- 0	0- 0	CONFERENCE	2- 0	4- 0	2- 0				
4- 0	0- 0	0- 0	HOME	1- 0	2- 0	1- 0				
4- 0	0- 0	0- 0	AWAY	1- 0	2- 0	1- 0				
0- 0	0- 0	0- 0	NEUTRAL	0- 0	0- 0	0- 0				

RPI 1-25				Team's RPI: 17		RPI 26-50				RPI 51-100				RPI 101+							
RPI	S	Opponent	Score			RPI	S	Opponent	Score			RPI	S	Opponent	Score		RPI	S	Opponent	Score	
3	A	Connecticut	49	79		32	A	Michigan	71	54		61	N	St. John's (NY)	60	42	102	H	Virginia Tech	58	26
4	H	California	77	63								68	H	Georgia Tech	85	52	109	A	Southern California	75	60
												97	A	North Carolina St.	67	57	111	A	Boston College	90	53
																	111	H	Boston College	80	56
																	133	A	Wake Forest	73	44
																	152	H	Presbyterian	84	45
																	170	A	Clemson	60	46
																	170	H	Clemson	82	45
																	192	H	Iona	100	31
																	204	A	Xavier	82	59
																	211	H	Valparaiso	90	45
																	221	H	Monmouth	73	32
																	293	N	CSU Bakersfield	97	63
LAST 12 Division I GAMES:																					
111	H	Boston College	80	56		111	A	Boston College	90	53											
170	A	Clemson	60	46		97	A	North Carolina St.	67	57											
3	A	Connecticut	49	79		221	H	Monmouth	73	32											
102	H	Virginia Tech	58	26		109	A	Southern California	75	60											
133	A	Wake Forest	73	44		293	N	CSU Bakersfield	97	63											
170	H	Clemson	82	45		61	N	St. John's (NY)	60	42											

Non-Div I Games:

Duke

Average RPI Win:	167	WON-LOST	WINNING	LAST 10	STRENGTH OF	OPP. STRENGTH	TEAM	ADJ.	CONF.	ADJ CONF.
Average RPI Loss:	52	RECORD	PCT. RANK	GAMES	SCHEDULE	OF SCHEDULE	RPI	RPI	RPI	RPI
DIV. I ONLY	16- 3	20	8- 2	93	64	37	37	8	8	
DIV. I NON-CONF.	11- 3	41	5- 2	77	55	33	33	8	8	
TOTALS	RPI 1-25	RPI 26-50	W-L RECORDS	RPI 51-100	RPI 101-150	RPI 150+				
16- 3	0- 1	1- 1	OVERALL	3- 0	3- 1	9- 0				
9- 1	0- 0	1- 0	HOME	2- 0	3- 1	3- 0				
7- 1	0- 1	0- 0	AWAY	1- 0	0- 0	6- 0				
0- 1	0- 0	0- 1	NEUTRAL	0- 0	0- 0	0- 0				
11- 3	0- 1	1- 1	NON-CONFERENCE	2- 0	2- 1	6- 0				
6- 1	0- 0	1- 0	HOME	1- 0	2- 1	2- 0				
5- 1	0- 1	0- 0	AWAY	1- 0	0- 0	4- 0				
0- 1	0- 0	0- 1	NEUTRAL	0- 0	0- 0	0- 0				
5- 0	0- 0	0- 0	CONFERENCE	1- 0	1- 0	3- 0				
3- 0	0- 0	0- 0	HOME	1- 0	1- 0	1- 0				
2- 0	0- 0	0- 0	AWAY	0- 0	0- 0	2- 0				
0- 0	0- 0	0- 0	NEUTRAL	0- 0	0- 0	0- 0				

RPI 1-25				RPI 26-50				Team's RPI: 37		RPI 51-100				RPI 101+			
RPI	S	Opponent	Score	RPI	S	Opponent	Score		RPI	S	Opponent	Score	RPI	S	Opponent	Score	
14	A	North Carolina	58 62	27	H	Delaware	51 47		54	A	West Virginia	62 54	107	H	Liberty	63 46	
				27	N	Delaware	45 60		82	H	Fordham	68 50	113	H	Saint Francis (PA)	69 38	
									87	H	James Madison	62 57	114	H	Miami (OH)	49 54	
													121	H	Temple	65 45	
													175	H	Saint Louis	68 41	
													193	H	Pittsburgh	70 61	
													204	A	Xavier	56 54	
													210	A	Dartmouth	54 39	
													220	H	North Dakota	64 38	
													242	A	VCU	73 51	
													262	A	Robert Morris	61 47	
													276	A	Buffalo	78 52	
													295	A	Ohio	62 55	
LAST 12 Division I GAMES:																	
				82	H	Fordham	68 50		27	N	Delaware	45 60					
				242	A	VCU	73 51		210	A	Dartmouth	54 39					
				121	H	Temple	65 45		54	A	West Virginia	62 54					
				175	H	Saint Louis	68 41		87	H	James Madison	62 57					
				204	A	Xavier	56 54		193	H	Pittsburgh	70 61					
				114	H	Miami (OH)	49 54		113	H	Saint Francis (PA)	69 38					

Non-Div I Games:

Duquesne

■ Loss,
■ Non-Conf,
■ S Site,
■ H Home
■ A Away
N Neutral

East Carolina

Through Games Of Sunday, January 27, 2013

Average RPI Win:	231	WON-LOST	WINNING	LAST 10	STRENGTH OF	OPP. STRENGTH	TEAM	ADJ.	CONF.	ADJ CONF.
Average RPI Loss:	112	RECORD	PCT. RANK	GAMES	SCHEDULE	OF SCHEDULE	RPI	RPI	RPI	RPI
DIV. I ONLY	11- 5	71	7- 3	189	197	101	101	10	10	
DIV. I NON-CONF.	8- 3	62	5- 2	300	268	160	160	11	11	
TOTALS	RPI 1-25	RPI 26-50	W-L RECORDS	RPI 51-100	RPI 101-150	RPI 150+				
11- 5	0- 1	0- 0	OVERALL	0- 1	2- 1	9- 2				
6- 1	0- 0	0- 0	HOME	0- 0	1- 0	5- 1				
4- 3	0- 0	0- 0	AWAY	0- 1	1- 1	3- 1				
1- 1	0- 1	0- 0	NEUTRAL	0- 0	0- 0	1- 0				
8- 3	0- 1	0- 0	NON-CONFERENCE	0- 0	0- 0	8- 2				
4- 1	0- 0	0- 0	HOME	0- 0	0- 0	4- 1				
3- 1	0- 0	0- 0	AWAY	0- 0	0- 0	3- 1				
1- 1	0- 1	0- 0	NEUTRAL	0- 0	0- 0	1- 0				
3- 2	0- 0	0- 0	CONFERENCE	0- 1	2- 1	1- 0				
2- 0	0- 0	0- 0	HOME	0- 0	1- 0	1- 0				
1- 2	0- 0	0- 0	AWAY	0- 1	1- 1	0- 0				
0- 0	0- 0	0- 0	NEUTRAL	0- 0	0- 0	0- 0				

RPI S	Opponent	Score	RPI S	Opponent	Score	RPI S	Opponent	Score	RPI S	Opponent	Score	Team's RPI: 101
14 N	North Carolina	67 76				52 A	UTEP	66 81	124 A	Tulane	55 52	
									126 A	Memphis	56 66	
									128 H	Rice	60 41	
									162 H	Elon	71 64	
									183 A	Navy	48 57	
									186 H	Col. of Charleston	62 72	
									198 H	Campbell	74 54	
									221 N	Monmouth	64 49	
									237 H	Tulsa	69 63	
									242 A	VCU	67 56	
									255 A	George Mason	71 53	
									301 A	William & Mary	68 62	
									335 H	Norfolk St.	54 46	
									342 H	N.C. Central	65 28	
LAST 12 Division I GAMES:												
124 A	Tulane	55 52	162 H	Elon	71 64	14 N	North Carolina	67 76				
237 H	Tulsa	69 63	242 A	VCU	67 56	342 H	N.C. Central	65 28				
126 A	Memphis	56 66	221 N	Monmouth	64 49	183 A	Navy	48 57				
52 A	UTEP	66 81										
128 H	Rice	60 41										
255 A	George Mason	71 53										

Non-Div I Games: St. Andrews 84 41 Converse 79 23

East Carolina

Loss, Non-Conf, S Site, H Home A Away N Neutral

Average RPI Win:	269	WON-LOST	WINNING	LAST 10	STRENGTH OF	OPP. STRENGTH	TEAM	ADJ.	CONF.	ADJ CONF.
Average RPI Loss:	135	RECORD	PCT. RANK	GAMES	SCHEDULE	OF SCHEDULE	RPI	RPI	RPI	RPI
DIV. I ONLY	4- 11	295	2- 8	97	289	227	227	28	28	
DIV. I NON-CONF.	2- 6	288	1- 4	24	234	157	157	28	28	
TOTALS	RPI 1-25	RPI 26-50	W-L RECORDS	RPI 51-100	RPI 101-150	RPI 150+				
4- 11	0- 1	0- 0	OVERALL	0- 3	1- 4	3- 3				
1- 4	0- 0	0- 0	HOME	0- 1	1- 2	0- 1				
3- 7	0- 1	0- 0	AWAY	0- 2	0- 2	3- 2				
0- 0	0- 0	0- 0	NEUTRAL	0- 0	0- 0	0- 0				
2- 6	0- 1	0- 0	NON-CONFERENCE	0- 2	1- 2	1- 1				
1- 1	0- 0	0- 0	HOME	0- 0	1- 1	0- 0				
1- 5	0- 1	0- 0	AWAY	0- 2	0- 1	1- 1				
0- 0	0- 0	0- 0	NEUTRAL	0- 0	0- 0	0- 0				
2- 5	0- 0	0- 0	CONFERENCE	0- 1	0- 2	2- 2				
0- 3	0- 0	0- 0	HOME	0- 1	0- 1	0- 1				
2- 2	0- 0	0- 0	AWAY	0- 0	0- 1	2- 1				
0- 0	0- 0	0- 0	NEUTRAL	0- 0	0- 0	0- 0				

RPI 1-25				RPI 26-50				RPI 51-100				RPI 101+ Team's RPI: 227			
RPI	S	Opponent	Score	RPI	S	Opponent	Score	RPI	S	Opponent	Score	RPI	S	Opponent	Score
14	A	North Carolina	44 85					51	A	Chattanooga	48 81	106	H	Stetson	55 71
								60	H	FGCU	60 97	120	H	Appalachian St.	57 85
								64	A	LSU	42 76	126	H	Memphis	83 73
												138	A	High Point	76 85
												150	A	Mercer	64 79
												246	A	Northern Ky.	55 68
												257	H	North Florida	56 62
												277	A	USC Upstate	79 90
												285	A	Morehead St.	57 53
												328	A	Lipscomb	80 74
												336	A	Kennesaw St.	61 59
LAST 12 Division I GAMES:															
257	H	North Florida	56 62	328	A	Lipscomb	80 74								
150	A	Mercer	64 79	277	A	USC Upstate	79 90								
336	A	Kennesaw St.	61 59	14	A	North Carolina	44 85								
106	H	Stetson	55 71	120	H	Appalachian St.	57 85								
60	H	FGCU	60 97	64	A	LSU	42 76								
246	A	Northern Ky.	55 68	285	A	Morehead St.	57 53								

Non-Div I Games:

East Tenn. St.

■ Loss,
 ■ Non-Conf, S Site,
 ■ Home
 ■ Away
 N Neutral

Average RPI Win:	241	WON-LOST	WINNING	LAST 10	STRENGTH OF	OPP. STRENGTH	TEAM	ADJ.	CONF.	ADJ CONF.
Average RPI Loss:	171	RECORD	PCT. RANK	GAMES	SCHEDULE	OF SCHEDULE	RPI	RPI	RPI	RPI
DIV. I ONLY	12- 8	109	7- 3	294	240	155	155	27	27	
DIV. I NON-CONF.	6- 6	160	1- 3	234	196	193	193	26	26	
TOTALS	RPI 1-25	RPI 26-50	W-L RECORDS	RPI 51-100	RPI 101-150	RPI 150+				
12- 8	0- 1	0- 0	OVERALL	0- 1	1- 0	11- 6				
7- 1	0- 0	0- 0	HOME	0- 0	1- 0	6- 1				
4- 7	0- 1	0- 0	AWAY	0- 1	0- 0	4- 5				
1- 0	0- 0	0- 0	NEUTRAL	0- 0	0- 0	1- 0				
6- 6	0- 1	0- 0	NON-CONFERENCE	0- 1	1- 0	5- 4				
4- 1	0- 0	0- 0	HOME	0- 0	1- 0	3- 1				
1- 5	0- 1	0- 0	AWAY	0- 1	0- 0	1- 3				
1- 0	0- 0	0- 0	NEUTRAL	0- 0	0- 0	1- 0				
6- 2	0- 0	0- 0	CONFERENCE	0- 0	0- 0	6- 2				
3- 0	0- 0	0- 0	HOME	0- 0	0- 0	3- 0				
3- 2	0- 0	0- 0	AWAY	0- 0	0- 0	3- 2				
0- 0	0- 0	0- 0	NEUTRAL	0- 0	0- 0	0- 0				

RPI 1-25				RPI 26-50				RPI 51-100				RPI 101+ Team's RPI: 155			
RPI	S	Opponent	Score	RPI	S	Opponent	Score	RPI	S	Opponent	Score	RPI	S	Opponent	Score
21	A	Dayton	42 105					86	A	Wisconsin	47 76	145	H	Sacramento St.	72 67
												154	H	IUPUI	71 60
												158	H	Evansville	70 57
												159	A	Indiana St.	39 69
												182	H	Bradley	65 66
												203	A	Murray St.	58 68
												205	A	Eastern Ky.	62 63
												212	A	Tennessee St.	76 67
												213	H	Tennessee Tech	89 79
												232	A	Western Ill.	68 70
												250	H	Southeast Mo. St.	82 62
												263	H	San Jose St.	88 67
												276	N	Buffalo	89 73
												279	A	Northern Ill.	38 48
												285	A	Morehead St.	78 58
												287	A	Loyola Chicago	72 69
												306	A	Austin Peay	68 43
												338	H	Jacksonville St.	76 53
LAST 12 Division I GAMES:															
250	H	Southeast Mo. St.	82 62	285	A	Morehead St.	78 58								
203	A	Murray St.	58 68	287	A	Loyola Chicago	72 69								
306	A	Austin Peay	68 43	212	A	Tennessee St.	76 67								
213	H	Tennessee Tech	89 79	279	A	Northern Ill.	38 48								
338	H	Jacksonville St.	76 53	232	A	Western Ill.	68 70								
205	A	Eastern Ky.	62 63	86	A	Wisconsin	47 76								

Non-Div I Games:

Eastern Ill.

Average RPI Win:	241	WON-LOST	WINNING	LAST 10	STRENGTH OF	OPP. STRENGTH	TEAM	ADJ.	CONF.	ADJ CONF.
Average RPI Loss:	161	RECORD	PCT. RANK	GAMES	SCHEDULE	OF SCHEDULE	RPI	RPI	RPI	RPI
DIV. I ONLY	10- 7	119	5- 4	272	311	205	205	27	27	
DIV. I NON-CONF.	5- 5	160	2- 2	282	292	255	255	26	26	
TOTALS	RPI 1-25	RPI 26-50	W-L RECORDS	RPI 51-100	RPI 101-150	RPI 150+				
10- 7	0- 1	0- 1	OVERALL	0- 0	1- 0	9- 5				
8- 1	0- 0	0- 0	HOME	0- 0	1- 0	7- 1				
2- 4	0- 0	0- 0	AWAY	0- 0	0- 0	2- 0				
0- 2	0- 1	0- 0	NEUTRAL	0- 0	0- 0	0- 1				
5- 5	0- 1	0- 1	NON-CONFERENCE	0- 0	1- 0	4- 3				
5- 0	0- 0	0- 0	HOME	0- 0	1- 0	4- 0				
0- 3	0- 0	0- 1	AWAY	0- 0	0- 0	0- 2				
0- 2	0- 1	0- 0	NEUTRAL	0- 0	0- 0	0- 1				
5- 2	0- 0	0- 0	CONFERENCE	0- 0	0- 0	5- 2				
3- 1	0- 0	0- 0	HOME	0- 0	0- 0	3- 1				
2- 1	0- 0	0- 0	AWAY	0- 0	0- 0	2- 1				
0- 0	0- 0	0- 0	NEUTRAL	0- 0	0- 0	0- 0				

RPI S	Opponent	Score	RPI S	Opponent	Score	RPI S	Opponent	Score	RPI S	Opponent	Score	Team's RPI: 205
19 N	Florida St.	51 90	34 A	Louisville	42 76				114 H	Miami (OH)	73 63	
									152 H	Presbyterian	61 43	
									155 H	Eastern Ill.	63 62	
									163 A	Belmont	49 65	
									163 H	Belmont	55 51	
									184 A	Cincinnati	48 59	
									203 A	Murray St.	69 49	
									206 H	SIU Edwardsville	69 73	
									228 N	Milwaukee	64 68	
									285 H	Morehead St.	62 52	
									295 A	Ohio	58 69	
									325 H	Jackson St.	64 56	
									338 A	Jacksonville St.	69 51	
									339 H	Kent St.	56 42	
									340 H	UNC Asheville	67 47	
LAST 12 Division I GAMES:												
163 H	Belmont	55 51	203 A	Murray St.	69 49							
163 A	Belmont	49 65	184 A	Cincinnati	48 59							
338 A	Jacksonville St.	69 51	295 A	Ohio	58 69							
285 H	Morehead St.	62 52	325 H	Jackson St.	64 56							
155 H	Eastern Ill.	63 62	152 H	Presbyterian	61 43							
206 H	SIU Edwardsville	69 73	34 A	Louisville	42 76							

Non-Div I Games: West Virginia St. 68 43

Eastern Ky.

■ Loss,
■ Non-Conf, S Site,
■ Home
■ Away
N Neutral

Average RPI Win:	255	WON-LOST	WINNING	LAST 10	STRENGTH OF	OPP. STRENGTH	TEAM	ADJ.	CONF.	ADJ CONF.
Average RPI Loss:	104	RECORD	PCT. RANK	GAMES	SCHEDULE	OF SCHEDULE	RPI	RPI	RPI	RPI
DIV. I ONLY	4- 15	312	3- 7	42	218	209	209	18	18	
DIV. I NON-CONF.	2- 11	313	1- 5	22	252	222	222	17	17	
TOTALS	RPI 1-25	RPI 26-50	W-L RECORDS	RPI 51-100	RPI 101-150	RPI 150+				
4- 15	0- 0	0- 4	OVERALL	0- 5	1- 4	3- 2				
1- 8	0- 0	0- 3	HOME	0- 2	1- 2	0- 1				
3- 6	0- 0	0- 1	AWAY	0- 3	0- 2	3- 0				
0- 1	0- 0	0- 0	NEUTRAL	0- 0	0- 0	0- 1				
2- 11	0- 0	0- 2	NON-CONFERENCE	0- 4	1- 3	1- 2				
1- 6	0- 0	0- 2	HOME	0- 1	1- 2	0- 1				
1- 4	0- 0	0- 0	AWAY	0- 3	0- 1	1- 0				
0- 1	0- 0	0- 0	NEUTRAL	0- 0	0- 0	0- 1				
2- 4	0- 0	0- 2	CONFERENCE	0- 1	0- 1	2- 0				
0- 2	0- 0	0- 1	HOME	0- 1	0- 0	0- 0				
2- 2	0- 0	0- 1	AWAY	0- 0	0- 1	2- 0				
0- 0	0- 0	0- 0	NEUTRAL	0- 0	0- 0	0- 0				

RPI 1-25				RPI 26-50				RPI 51-100				RPI 101+				Team's RPI: 209	
RPI	S	Opponent	Score	RPI	S	Opponent	Score	RPI	S	Opponent	Score	RPI	S	Opponent	Score		
				32	H	Michigan	43 55	63	A	Wyoming	50 73	114	A	Miami (OH)	48 70		
				36	H	Michigan St.	49 60	65	H	Boston U.	55 66	115	H	Harvard	63 67		
				42	H	Toledo	40 56	67	A	South Dakota St.	65 66	116	H	Detroit	54 61		
				50	A	Central Mich.	51 77	94	H	Bowling Green	47 61	124	A	Tulane	65 71		
								100	A	Butler	59 65	134	H	Northeastern	50 47		
												258	N	Ole Miss	58 61		
												270	A	UMKC	74 69		
												275	A	Western Mich.	56 52		
												287	H	Loyola Chicago	54 64		
												339	A	Kent St.	64 45		
LAST 12 Division I GAMES:																	
				94	H	Bowling Green	47 61	287	H	Loyola Chicago	54 64						
				339	A	Kent St.	64 45	258	N	Ole Miss	58 61						
				114	A	Miami (OH)	48 70	124	A	Tulane	65 71						
				42	H	Toledo	40 56	270	A	UMKC	74 69						
				50	A	Central Mich.	51 77	32	H	Michigan	43 55						
				275	A	Western Mich.	56 52	67	A	South Dakota St.	65 66						

Non-Div I Games:

Eastern Mich.

■ Loss,
■ Non-Conf,
■ S Site,
■ H Home
■ A Away
N Neutral

Average RPI Win:	211	WON-LOST	WINNING	LAST 10	STRENGTH OF	OPP. STRENGTH	TEAM	ADJ.	CONF.	ADJ CONF.
Average RPI Loss:	105	RECORD	PCT. RANK	GAMES	SCHEDULE	OF SCHEDULE	RPI	RPI	RPI	RPI
DIV. I ONLY	10- 8	135	6- 3	114	143	103	103	15	15	
DIV. I NON-CONF.	3- 5	227	1- 0	38	47	101	101	14	14	
TOTALS	RPI 1-25	RPI 26-50	W-L RECORDS	RPI 51-100	RPI 101-150	RPI 150+				
10- 8	0- 2	0- 0	OVERALL	1- 3	1- 1	8- 2				
5- 2	0- 1	0- 0	HOME	1- 1	0- 0	4- 0				
4- 6	0- 1	0- 0	AWAY	0- 2	1- 1	3- 2				
1- 0	0- 0	0- 0	NEUTRAL	0- 0	0- 0	1- 0				
3- 5	0- 2	0- 0	NON-CONFERENCE	0- 2	0- 0	3- 1				
1- 1	0- 1	0- 0	HOME	0- 0	0- 0	1- 0				
1- 4	0- 1	0- 0	AWAY	0- 2	0- 0	1- 1				
1- 0	0- 0	0- 0	NEUTRAL	0- 0	0- 0	1- 0				
7- 3	0- 0	0- 0	CONFERENCE	1- 1	1- 1	5- 1				
4- 1	0- 0	0- 0	HOME	1- 1	0- 0	3- 0				
3- 2	0- 0	0- 0	AWAY	0- 0	1- 1	2- 1				
0- 0	0- 0	0- 0	NEUTRAL	0- 0	0- 0	0- 0				

RPI 1-25				RPI 26-50				RPI 51-100				RPI 101+ Team's RPI: 103			
RPI	S	Opponent	Score	RPI	S	Opponent	Score	RPI	S	Opponent	Score	RPI	S	Opponent	Score
4	A	California	58 91					53	A	Gonzaga	50 65	135	A	Idaho St.	61 55
23	H	Pacific	51 64					71	A	Cal St. Northridge	44 66	145	A	Sacramento St.	70 85
								79	H	Montana St.	60 73	160	A	Idaho	66 68
								88	H	Montana	58 56	194	H	Northern Colo.	63 38
												196	H	Portland	68 50
												215	A	Portland St.	68 56
												220	H	North Dakota	75 72
												233	A	Boise St.	74 63
												239	H	Southern Utah	79 70
												271	N	Cal St. Fullerton	50 45
												303	A	Northern Ariz.	68 83
												316	A	Weber St.	88 60
LAST 12 Division I GAMES:															
239	H	Southern Utah	79 70	79	H	Montana St.	60 73								
215	A	Portland St.	68 56	88	H	Montana	58 56								
194	H	Northern Colo.	63 38	135	A	Idaho St.	61 55								
220	H	North Dakota	75 72	316	A	Weber St.	88 60								
145	A	Sacramento St.	70 85	233	A	Boise St.	74 63								
303	A	Northern Ariz.	68 83	53	A	Gonzaga	50 65								

Non-Div I Games: Warner Pacific 58 47

Eastern Wash.

■ Loss,
 ■ Non-Conf,
 ■ S Site,
 ■ H Home
 ■ A Away
 N Neutral

E
l
o
n

Elon				Through Games Of Sunday, January 27, 2013						
Average RPI Win:	254	WON-LOST	WINNING	LAST 10	STRENGTH OF	OPP. STRENGTH	TEAM	ADJ.	CONF.	ADJ CONF.
Average RPI Loss:	122	RECORD	PCT. RANK	GAMES	SCHEDULE	OF SCHEDULE	RPI	RPI	RPI	RPI
DIV. I ONLY		10- 8	135	6- 4	204	215	162	162	23	23
DIV. I NON-CONF.		3- 6	242	1- 4	162	160	245	245	27	27

TOTALS	RPI 1-25	RPI 26-50		W-L RECORDS		RPI 51-100		RPI 101-150		RPI 150+
10- 8	0- 1	0- 0		OVERALL		1- 2		0- 2		9- 3
7- 2	0- 0	0- 0		HOME		1- 0		0- 1		6- 1
3- 6	0- 1	0- 0		AWAY		0- 2		0- 1		3- 2
0- 0	0- 0	0- 0		NEUTRAL		0- 0		0- 0		0- 0
3- 6	0- 1	0- 0		NON-CONFERENCE		0- 1		0- 2		3- 2
3- 1	0- 0	0- 0		HOME		0- 0		0- 1		3- 0
0- 5	0- 1	0- 0		AWAY		0- 1		0- 1		0- 2
0- 0	0- 0	0- 0		NEUTRAL		0- 0		0- 0		0- 0
7- 2	0- 0	0- 0		CONFERENCE		1- 1		0- 0		6- 1
4- 1	0- 0	0- 0		HOME		1- 0		0- 0		3- 1
3- 1	0- 0	0- 0		AWAY		0- 1		0- 0		3- 0
0- 0	0- 0	0- 0		NEUTRAL		0- 0		0- 0		0- 0

RPI 1-25				RPI 26-50				RPI 51-100				RPI 101+ Team's RPI: 162			
RPI	S	Opponent	Score	RPI	S	Opponent	Score	RPI	S	Opponent	Score	RPI	S	Opponent	Score
11	A	South Carolina	44 77					51	H	Chattanooga	70 60	101	A	East Carolina	64 71
								96	A	Davidson	62 77	119	H	American	68 69
								97	A	North Carolina St.	73 88	167	A	N.C. A&T	65 75
												186	A	Col. of Charleston	63 56
												186	H	Col. of Charleston	55 57
												198	A	Campbell	69 79
												242	H	VCU	74 58
												243	H	Furman	79 69
												253	H	Samford	65 41
												290	H	UNC Wilmington	67 61
												305	A	Wofford	67 57
												313	H	Morgan St.	74 54
												323	A	Western Caro.	64 48
												329	H	UNC Greensboro	71 60
LAST 12 Division I GAMES:															
96	A	Davidson	62 77	253	H	Samford	65 41								
186	A	Col. of Charleston	63 56	167	A	N.C. A&T	65 75								
243	H	Furman	79 69	101	A	East Carolina	64 71								
329	H	UNC Greensboro	71 60	198	A	Campbell	69 79								
305	A	Wofford	67 57	313	H	Morgan St.	74 54								
51	H	Chattanooga	70 60	97	A	North Carolina St.	73 88								

Non-Div I Games:

Elon

Average RPI Win:	205	WON-LOST	WINNING	LAST 10	STRENGTH OF	OPP. STRENGTH	TEAM	ADJ.	CONF.	ADJ CONF.
Average RPI Loss:	104	RECORD	PCT. RANK	GAMES	SCHEDULE	OF SCHEDULE	RPI	RPI	RPI	RPI
DIV. I ONLY	7- 11	230	5- 5	79	129	158	158	9	9	
DIV. I NON-CONF.	2- 9	308	0- 5	118	117	242	242	9	9	
TOTALS	RPI 1-25	RPI 26-50	W-L RECORDS	RPI 51-100	RPI 101-150	RPI 150+				
7- 11	0- 0	0- 2	OVERALL	1- 5	1- 1	5- 3				
4- 4	0- 0	0- 1	HOME	0- 1	1- 1	3- 1				
3- 6	0- 0	0- 1	AWAY	1- 3	0- 0	2- 2				
0- 1	0- 0	0- 0	NEUTRAL	0- 1	0- 0	0- 0				
2- 9	0- 0	0- 1	NON-CONFERENCE	0- 4	0- 1	2- 3				
1- 2	0- 0	0- 0	HOME	0- 0	0- 1	1- 1				
1- 6	0- 0	0- 1	AWAY	0- 3	0- 0	1- 2				
0- 1	0- 0	0- 0	NEUTRAL	0- 1	0- 0	0- 0				
5- 2	0- 0	0- 1	CONFERENCE	1- 1	1- 0	3- 0				
3- 2	0- 0	0- 1	HOME	0- 1	1- 0	2- 0				
2- 0	0- 0	0- 0	AWAY	1- 0	0- 0	1- 0				
0- 0	0- 0	0- 0	NEUTRAL	0- 0	0- 0	0- 0				

RPI 1-25				RPI 26-50				RPI 51-100				RPI 101+				Team's RPI: 158	
RPI	S	Opponent	Score	RPI	S	Opponent	Score	RPI	S	Opponent	Score	RPI	S	Opponent	Score		
				29	H	Creighton	63 70	70	A	Ohio St.	33 78	108	H	Missouri St.	77 53		
				42	A	Toledo	50 60	73	A	Illinois	52 84	143	H	UT Martin	57 73		
								74	H	Wichita St.	45 49	155	A	Eastern Ill.	57 70		
								80	A	Illinois St.	71 57	159	A	Indiana St.	55 54		
								86	A	Wisconsin	55 73	175	H	Saint Louis	59 63		
								93	N	Hampton	45 64	203	A	Murray St.	62 76		
												249	A	Ball St.	54 45		
												263	H	San Jose St.	74 65		
												283	H	Drake	68 62		
												294	H	Southern Ill.	71 65		
LAST 12 Division I GAMES:																	
				74	H	Wichita St.	45 49	283	H	Drake	68 62						
				108	H	Missouri St.	77 53	93	N	Hampton	45 64						
				159	A	Indiana St.	55 54	42	A	Toledo	50 60						
				80	A	Illinois St.	71 57	175	H	Saint Louis	59 63						
				294	H	Southern Ill.	71 65	155	A	Eastern Ill.	57 70						
				29	H	Creighton	63 70	70	A	Ohio St.	33 78						

Non-Div I Games:

Evansville

■ Loss,
■ Non-Conf,
■ S Site,
■ H Home
■ A Away
N Neutral

Average RPI Win:	200	WON-LOST	WINNING	LAST 10	STRENGTH OF	OPP. STRENGTH	TEAM	ADJ.	CONF.	ADJ CONF.
Average RPI Loss:	65	RECORD	PCT. RANK	GAMES	SCHEDULE	OF SCHEDULE	RPI	RPI	RPI	RPI
DIV. I ONLY	15- 5	47	10- 0	125	136	60	60	28	28	
DIV. I NON-CONF.	7- 5	131	3- 1	44	23	67	67	28	28	
TOTALS	RPI 1-25	RPI 26-50	W-L RECORDS	RPI 51-100	RPI 101-150	RPI 150+				
15- 5	0- 2	0- 0	OVERALL	4- 2	3- 0	8- 1				
8- 1	0- 0	0- 0	HOME	2- 0	1- 0	5- 1				
6- 2	0- 0	0- 0	AWAY	1- 2	2- 0	3- 0				
1- 2	0- 2	0- 0	NEUTRAL	1- 0	0- 0	0- 0				
7- 5	0- 2	0- 0	NON-CONFERENCE	4- 2	1- 0	2- 1				
4- 1	0- 0	0- 0	HOME	2- 0	0- 0	2- 1				
2- 2	0- 0	0- 0	AWAY	1- 2	1- 0	0- 0				
1- 2	0- 2	0- 0	NEUTRAL	1- 0	0- 0	0- 0				
8- 0	0- 0	0- 0	CONFERENCE	0- 0	2- 0	6- 0				
4- 0	0- 0	0- 0	HOME	0- 0	1- 0	3- 0				
4- 0	0- 0	0- 0	AWAY	0- 0	1- 0	3- 0				
0- 0	0- 0	0- 0	NEUTRAL	0- 0	0- 0	0- 0				

RPI 1-25				RPI 26-50				RPI 51-100				Team's RPI: 60		RPI 101+			
RPI	S	Opponent	Score	RPI	S	Opponent	Score	RPI	S	Opponent	Score			RPI	S	Opponent	Score
11	N	South Carolina	46 65					55	A	South Fla.	46 67			102	A	Virginia Tech	63 56
24	N	DePaul	58 60					64	H	LSU	76 70			106	H	Stetson	74 55
								84	A	Charlotte	60 79			150	A	Mercer	70 41
								90	A	Richmond	70 62			151	H	UCF	53 60
								93	N	Hampton	70 59			227	A	East Tenn. St.	97 60
								95	H	FIU	69 45			246	H	Northern Ky.	79 50
														257	H	North Florida	53 42
														277	A	USC Upstate	77 54
														307	H	Jacksonville	74 57
														326	H	Maine	79 49
														328	H	Lipscomb	67 37
														336	A	Kennesaw St.	62 35
LAST 12 Division I GAMES:																	
				106	H	Stetson	74 55					307	H	Jacksonville	74 57		
				328	H	Lipscomb	67 37					150	A	Mercer	70 41		
				246	H	Northern Ky.	79 50					336	A	Kennesaw St.	62 35		
				277	A	USC Upstate	77 54					64	H	LSU	76 70		
				227	A	East Tenn. St.	97 60					151	H	UCF	53 60		
				257	H	North Florida	53 42					90	A	Richmond	70 62		

Non-Div I Games: Warner 100 31

FGCU

■ Loss,
 ■ Non-Conf,
 ■ S Site,
 ■ Home
 ■ Away
 N Neutral

Average RPI Win:	174	WON-LOST	WINNING	LAST 10	STRENGTH OF	OPP. STRENGTH	TEAM	ADJ.	CONF.	ADJ CONF.
Average RPI Loss:	104	RECORD	PCT. RANK	GAMES	SCHEDULE	OF SCHEDULE	RPI	RPI	RPI	RPI
DIV. I ONLY	13- 7	82	7- 3	132	86	95	95	13	13	
DIV. I NON-CONF.	6- 3	84	3- 1	137	26	111	111	13	13	
TOTALS	RPI 1-25	RPI 26-50	W-L RECORDS	RPI 51-100	RPI 101-150	RPI 150+				
13- 7	1- 0	1- 0	OVERALL	0- 4	4- 2	7- 1				
8- 4	1- 0	0- 0	HOME	0- 2	2- 1	5- 1				
5- 3	0- 0	1- 0	AWAY	0- 2	2- 1	2- 0				
0- 0	0- 0	0- 0	NEUTRAL	0- 0	0- 0	0- 0				
6- 3	1- 0	0- 0	NON-CONFERENCE	0- 3	1- 0	4- 0				
5- 2	1- 0	0- 0	HOME	0- 2	1- 0	3- 0				
1- 1	0- 0	0- 0	AWAY	0- 1	0- 0	1- 0				
0- 0	0- 0	0- 0	NEUTRAL	0- 0	0- 0	0- 0				
7- 4	0- 0	1- 0	CONFERENCE	0- 1	3- 2	3- 1				
3- 2	0- 0	0- 0	HOME	0- 0	1- 1	2- 1				
4- 2	0- 0	1- 0	AWAY	0- 1	2- 1	1- 0				
0- 0	0- 0	0- 0	NEUTRAL	0- 0	0- 0	0- 0				

RPI 1-25				RPI 26-50				RPI 51-100				Team's RPI: 95	RPI 101+			
RPI	S	Opponent	Score	RPI	S	Opponent	Score	RPI	S	Opponent	Score		RPI	S	Opponent	Score
16	H	Iowa	66 65	48	A	Middle Tenn.	58 51	60	A	FGCU	45 69		123	A	UALR	55 53
								64	H	LSU	69 76		130	A	Arkansas St.	43 49
								68	H	Georgia Tech	63 65		130	H	Arkansas St.	57 60
								75	A	Western Ky.	56 62		134	H	Northeastern	66 56
													139	A	South Ala.	50 46
													139	H	South Ala.	63 49
													151	H	UCF	66 49
													199	H	North Texas	68 70
													210	H	Dartmouth	64 57
													238	A	La.-Lafayette	64 63
													238	H	La.-Lafayette	63 47
													250	A	Florida A&M	70 69
													257	H	North Florida	63 44
													320	H	Troy	82 76
LAST 12 Division I GAMES:																
139	A	South Ala.	50 46	238	H	La.-Lafayette	63 47									
238	A	La.-Lafayette	64 63	250	A	Florida A&M	70 69									
320	H	Troy	82 76	68	H	Georgia Tech	63 65									
199	H	North Texas	68 70	134	H	Northeastern	66 56									
123	A	UALR	55 53	48	A	Middle Tenn.	58 51									
130	A	Arkansas St.	43 49	210	H	Dartmouth	64 57									

Non-Div I Games:

FIU

■ Loss,
 ■ Non-Conf, S Site,
 ■ Home
 ■ Away
 N Neutral

Fairfield

Through Games Of Sunday, January 27, 2013

Average RPI Win:	247	WON-LOST	WINNING	LAST 10	STRENGTH OF	OPP. STRENGTH	TEAM	ADJ.	CONF.	ADJ CONF.
Average RPI Loss:	106	RECORD	PCT. RANK	GAMES	SCHEDULE	OF SCHEDULE	RPI	RPI	RPI	RPI
DIV. I ONLY	12- 7	91	7- 3	202	200	132	132	24	24	
DIV. I NON-CONF.	6- 5	146	1- 3	200	162	159	159	22	22	
TOTALS	RPI 1-25	RPI 26-50	W-L RECORDS	RPI 51-100	RPI 101-150	RPI 150+				
12- 7	0- 0	0- 3	OVERALL	1- 1	0- 1	11- 2				
8- 2	0- 0	0- 0	HOME	0- 0	0- 1	8- 1				
3- 5	0- 0	0- 3	AWAY	1- 1	0- 0	2- 1				
1- 0	0- 0	0- 0	NEUTRAL	0- 0	0- 0	1- 0				
6- 5	0- 0	0- 2	NON-CONFERENCE	1- 1	0- 1	5- 1				
4- 1	0- 0	0- 0	HOME	0- 0	0- 1	4- 0				
1- 4	0- 0	0- 2	AWAY	1- 1	0- 0	0- 1				
1- 0	0- 0	0- 0	NEUTRAL	0- 0	0- 0	1- 0				
6- 2	0- 0	0- 1	CONFERENCE	0- 0	0- 0	6- 1				
4- 1	0- 0	0- 0	HOME	0- 0	0- 0	4- 1				
2- 1	0- 0	0- 1	AWAY	0- 0	0- 0	2- 0				
0- 0	0- 0	0- 0	NEUTRAL	0- 0	0- 0	0- 0				

RPI S	Opponent	Score	RPI S	Opponent	Score	RPI S	Opponent	Score	RPI S	Opponent	Score	Team's RPI: 132
28	A Iowa St.	43 60	57	A Florida	49 71	148	H La Salle	50 60				
44	A Marist	56 61	100	A Butler	54 45	189	H St. Bonaventure	52 49				
46	A Saint Joseph's	38 51				192	A Iona	60 54				
						195	H Rider	57 69				
						224	H Loyola Maryland	64 54				
						226	A Lehigh	42 47				
						245	H Niagara	61 54				
						266	H St. Francis Brooklyn	52 43				
						267	H Brown	49 34				
						272	H Vermont	51 47				
						280	A Siena	66 59				
						280	H Siena	50 43				
						322	H Manhattan	76 50				
						324	N Wagner	81 44				
LAST 12 Division I GAMES:												
195	H Rider	57 69	44	A Marist	56 61							
280	H Siena	50 43	224	H Loyola Maryland	64 54							
322	H Manhattan	76 50	324	N Wagner	81 44							
192	A Iona	60 54	46	A Saint Joseph's	38 51							
245	H Niagara	61 54	148	H La Salle	50 60							
280	A Siena	66 59	28	A Iowa St.	43 60							

Non-Div I Games:

Fairfield

■ Loss,
 ■ Non-Conf,
 S Site,
 ■ Home
 ■ Away
 N Neutral

Average RPI Win:	286	WON-LOST	WINNING	LAST 10	STRENGTH OF	OPP. STRENGTH	TEAM	ADJ.	CONF.	ADJ CONF.
Average RPI Loss:	168	RECORD	PCT. RANK	GAMES	SCHEDULE	OF SCHEDULE	RPI	RPI	RPI	RPI
DIV. I ONLY	8- 10	200	5- 5	295	313	236	236	26	26	
DIV. I NON-CONF.	5- 6	187	4- 1	233	329	200	200	23	23	
TOTALS	RPI 1-25	RPI 26-50	W-L RECORDS	RPI 51-100	RPI 101-150	RPI 150+				
8- 10	0- 1	0- 1	OVERALL	0- 2	0- 1	8- 5				
2- 3	0- 0	0- 0	HOME	0- 0	0- 1	2- 2				
5- 6	0- 1	0- 1	AWAY	0- 1	0- 0	5- 3				
1- 1	0- 0	0- 0	NEUTRAL	0- 1	0- 0	1- 0				
5- 6	0- 1	0- 1	NON-CONFERENCE	0- 1	0- 0	5- 3				
1- 1	0- 0	0- 0	HOME	0- 0	0- 0	1- 1				
3- 4	0- 1	0- 1	AWAY	0- 0	0- 0	3- 2				
1- 1	0- 0	0- 0	NEUTRAL	0- 1	0- 0	1- 0				
3- 4	0- 0	0- 0	CONFERENCE	0- 1	0- 1	3- 2				
1- 2	0- 0	0- 0	HOME	0- 0	0- 1	1- 1				
2- 2	0- 0	0- 0	AWAY	0- 1	0- 0	2- 1				
0- 0	0- 0	0- 0	NEUTRAL	0- 0	0- 0	0- 0				

RPI 1-25				RPI 26-50				RPI 51-100				RPI 101+ Team's RPI: 236			
RPI	S	Opponent	Score	RPI	S	Opponent	Score	RPI	S	Opponent	Score	RPI	S	Opponent	Score
7	A	Penn St.	44 101	33	A	Syracuse	47 94	59	A	Quinnipiac	39 66	113	H	Saint Francis (PA)	50 68
								65	N	Boston U.	42 68	201	H	Army	52 57
												214	A	Mt. St. Mary's	69 60
												222	A	Stony Brook	56 49
												262	H	Robert Morris	80 68
												266	A	St. Francis Brooklyn	56 64
												280	A	Siena	56 76
												296	H	NJIT	67 58
												314	N	Binghamton	54 41
												315	H	LIU Brooklyn	62 70
												322	A	Manhattan	53 47
												324	A	Wagner	68 59
												337	A	Saint Peter's	55 50
												343	A	Columbia	47 54
LAST 12 Division I GAMES:															
				59	A	Quinnipiac	39 66	324	A	Wagner	68 59				
				315	H	LIU Brooklyn	62 70	314	N	Binghamton	54 41				
				266	A	St. Francis Brooklyn	56 64	65	N	Boston U.	42 68				
				262	H	Robert Morris	80 68	222	A	Stony Brook	56 49				
				113	H	Saint Francis (PA)	50 68	337	A	Saint Peter's	55 50				
				214	A	Mt. St. Mary's	69 60	296	H	NJIT	67 58				

Non-Div I Games:

Fairleigh Dickinson

Fla. Atlantic

Through Games Of Sunday, January 27, 2013

Average RPI Win:	252	WON-LOST	WINNING	LAST 10	STRENGTH OF	OPP. STRENGTH	TEAM	ADJ.	CONF.	ADJ CONF.
Average RPI Loss:	129	RECORD	PCT. RANK	GAMES	SCHEDULE	OF SCHEDULE	RPI	RPI	RPI	RPI
DIV. I ONLY	10- 9	153	5- 5	261	170	173	173	13	13	
DIV. I NON-CONF.	3- 5	227	0- 3	286	255	251	251	13	13	
TOTALS	RPI 1-25	RPI 26-50	W-L RECORDS	RPI 51-100	RPI 101-150	RPI 150+				
10- 9	0- 0	0- 2	OVERALL	0- 2	2- 3	8- 2				
6- 1	0- 0	0- 0	HOME	0- 0	2- 1	4- 0				
3- 8	0- 0	0- 2	AWAY	0- 2	0- 2	3- 2				
1- 0	0- 0	0- 0	NEUTRAL	0- 0	0- 0	1- 0				
3- 5	0- 0	0- 1	NON-CONFERENCE	0- 1	0- 1	3- 2				
1- 1	0- 0	0- 0	HOME	0- 0	0- 1	1- 0				
1- 4	0- 0	0- 1	AWAY	0- 1	0- 0	1- 2				
1- 0	0- 0	0- 0	NEUTRAL	0- 0	0- 0	1- 0				
7- 4	0- 0	0- 1	CONFERENCE	0- 1	2- 2	5- 0				
5- 0	0- 0	0- 0	HOME	0- 0	2- 0	3- 0				
2- 4	0- 0	0- 1	AWAY	0- 1	0- 2	2- 0				
0- 0	0- 0	0- 0	NEUTRAL	0- 0	0- 0	0- 0				

RPI S	Opponent	Score	RPI S	Opponent	Score	RPI S	Opponent	Score	RPI S	Opponent	Score	Team's RPI: 173
41	A Miami (FL)	61 76	48	A Middle Tenn.	59 73	75	A Western Ky.	68 86	106	H Stetson	66 78	
						86	A Wisconsin	73 82	123	A UALR	45 77	
									130	A Arkansas St.	56 74	
									130	H Arkansas St.	79 71	
									139	H South Ala.	67 56	
									199	H North Texas	79 67	
									234	A Mississippi St.	58 59	
									238	H La.-Lafayette	79 44	
									265	A La.-Monroe	82 72	
									294	N Southern Ill.	85 81	
									307	H Jacksonville	96 79	
									312	A Ga. Southern	75 55	
									319	A Bethune-Cookman	61 71	
									320	A Troy	81 80	
									320	H Troy	74 63	
LAST 12 Division I GAMES:												
130	A Arkansas St.	56 74	238	H La.-Lafayette	79 44							
123	A UALR	45 77	265	A La.-Monroe	82 72							
199	H North Texas	79 67	320	A Troy	81 80							
320	H Troy	74 63	106	H Stetson	66 78							
75	A Western Ky.	68 86	86	A Wisconsin	73 82							
48	A Middle Tenn.	59 73	234	A Mississippi St.	58 59							

Non-Div I Games:

Fla. Atlantic

Loss, Non-Conf, S Site, H Home A Away N Neutral

Average RPI Win:	276	WON-LOST	WINNING	LAST 10	STRENGTH OF	OPP. STRENGTH	TEAM	ADJ.	CONF.	ADJ CONF.
Average RPI Loss:	165	RECORD	PCT. RANK	GAMES	SCHEDULE	OF SCHEDULE	RPI	RPI	RPI	RPI
DIV. I ONLY	8- 11	205	6- 4	238	315	250	250	30	30	
DIV. I NON-CONF.	3- 10	295	1- 5	159	284	262	262	30	30	
TOTALS	RPI 1-25	RPI 26-50	W-L RECORDS	RPI 51-100	RPI 101-150	RPI 150+				
8- 11	0- 0	0- 0	OVERALL	0- 3	1- 2	7- 6				
3- 5	0- 0	0- 0	HOME	0- 1	0- 0	3- 4				
3- 5	0- 0	0- 0	AWAY	0- 1	0- 2	3- 2				
2- 1	0- 0	0- 0	NEUTRAL	0- 1	1- 0	1- 0				
3- 10	0- 0	0- 0	NON-CONFERENCE	0- 3	1- 2	2- 5				
0- 4	0- 0	0- 0	HOME	0- 1	0- 0	0- 3				
1- 5	0- 0	0- 0	AWAY	0- 1	0- 2	1- 2				
2- 1	0- 0	0- 0	NEUTRAL	0- 1	1- 0	1- 0				
5- 1	0- 0	0- 0	CONFERENCE	0- 0	0- 0	5- 1				
3- 1	0- 0	0- 0	HOME	0- 0	0- 0	3- 1				
2- 0	0- 0	0- 0	AWAY	0- 0	0- 0	2- 0				
0- 0	0- 0	0- 0	NEUTRAL	0- 0	0- 0	0- 0				

RPI	S	Opponent	Score	RPI	S	Opponent	Score	RPI	S	Opponent	Score	RPI	S	Opponent	Score	Team's RPI: 250
55	A	South Fla.	75	100	106	A	Stetson	67	88	113	N	Saint Francis (PA)	69	65		
75	N	Western Ky.	57	71	133	A	Wake Forest	60	80	156	A	South Carolina St.	61	56		
95	H	FIU	69	70	167	H	N.C. A&T	52	73	179	H	Southern Miss.	71	88		
					229	A	Georgia St.	58	77	234	A	Mississippi St.	57	67		
					242	H	VCU	57	86	300	H	Southeastern La.	59	62		
					304	A	Savannah St.	59	49	307	A	Jacksonville	72	69		
					319	H	Bethune-Cookman	76	60	327	H	UMES	67	54		
					339	N	Kent St.	70	56	342	H	N.C. Central	52	35		
LAST 12 Division I GAMES:																
327	H	UMES	67	54	95	H	FIU	69	70	55	A	South Fla.	75	100		
156	A	South Carolina St.	61	56	75	N	Western Ky.	57	71	113	N	Saint Francis (PA)	69	65		
304	A	Savannah St.	59	49	234	A	Mississippi St.	57	67	242	H	VCU	57	86		
167	H	N.C. A&T	52	73	300	H	Southeastern La.	59	62	304	A	Savannah St.	59	49		
342	H	N.C. Central	52	35	307	A	Jacksonville	72	69	319	H	Bethune-Cookman	76	60		
319	H	Bethune-Cookman	76	60	327	H	UMES	67	54	339	N	Kent St.	70	56		
					342	H	N.C. Central	52	35							

Non-Div I Games:

Florida A&M

Average RPI Win: 126	WON-LOST	WINNING	LAST 10	STRENGTH OF	OPP. STRENGTH	TEAM	ADJ.	CONF.	ADJ CONF.
Average RPI Loss: 60	RECORD	PCT. RANK	GAMES	SCHEDULE	OF SCHEDULE	RPI	RPI	RPI	RPI
DIV. I ONLY	17- 3	16	8- 2	63	18	19	19	4	4
DIV. I NON-CONF.	10- 1	16	3- 0	33	135	6	6	3	3
TOTALS	RPI 1-25	RPI 26-50	W-L RECORDS	RPI 51-100	RPI 101-150	RPI 150+			
17- 3	1- 1	2- 1	OVERALL	5- 0	5- 1	4- 0			
10- 1	1- 0	1- 0	HOME	2- 0	4- 1	2- 0			
5- 2	0- 1	0- 1	AWAY	3- 0	1- 0	1- 0			
2- 0	0- 0	1- 0	NEUTRAL	0- 0	0- 0	1- 0			
10- 1	1- 0	1- 1	NON-CONFERENCE	2- 0	2- 0	4- 0			
6- 0	1- 0	0- 0	HOME	1- 0	2- 0	2- 0			
2- 1	0- 0	0- 1	AWAY	1- 0	0- 0	1- 0			
2- 0	0- 0	1- 0	NEUTRAL	0- 0	0- 0	1- 0			
7- 2	0- 1	1- 0	CONFERENCE	3- 0	3- 1	0- 0			
4- 1	0- 0	1- 0	HOME	1- 0	2- 1	0- 0			
3- 1	0- 1	0- 0	AWAY	2- 0	1- 0	0- 0			
0- 0	0- 0	0- 0	NEUTRAL	0- 0	0- 0	0- 0			

RPI	S	Opponent	Score	RPI	S	Opponent	Score	RPI	S	Opponent	Score	RPI	S	Opponent	Score
8	A	Maryland	64 71	30	N	Vanderbilt	73 59	57	H	Florida	98 67	102	H	Virginia Tech	70 56
16	H	Iowa	83 69	38	A	Nebraska	77 78	68	A	Georgia Tech	85 78	106	H	Stetson	76 44
				41	H	Miami (FL)	86 65	68	H	Georgia Tech	76 71	111	A	Boston College	67 57
								84	A	Charlotte	70 54	111	H	Boston College	76 70
								97	A	North Carolina St.	82 74	133	H	Wake Forest	72 80
												150	H	Mercer	94 42
												205	N	Eastern Ky.	90 51
												253	H	Samford	77 42
												318	H	Grambling	96 60
												329	A	UNC Greensboro	93 63
LAST 12 Division I GAMES:															
102	H	Virginia Tech	70 56	8	A	Maryland	64 71	68	A	Georgia Tech	85 78	111	H	Boston College	76 70
68	H	Georgia Tech	76 71	329	A	UNC Greensboro	93 63	150	H	Mercer	94 42	318	H	Grambling	96 60
97	A	North Carolina St.	82 74												
111	A	Boston College	67 57												
41	H	Miami (FL)	86 65												
133	H	Wake Forest	72 80												

Non-Div I Games:

Florida St.

Average RPI Win:	209	WON-LOST	WINNING	LAST 10	STRENGTH OF	OPP. STRENGTH	TEAM	ADJ.	CONF.	ADJ CONF.
Average RPI Loss:	123	RECORD	PCT. RANK	GAMES	SCHEDULE	OF SCHEDULE	RPI	RPI	RPI	RPI
DIV. I ONLY	14- 6	65	8- 2	163	157	82	82	8	8	
DIV. I NON-CONF.	10- 5	84	5- 2	202	243	123	123	8	8	
TOTALS	RPI 1-25	RPI 26-50	W-L RECORDS	RPI 51-100	RPI 101-150	RPI 150+				
14- 6	0- 1	0- 1	OVERALL	3- 1	1- 0	10- 3				
8- 2	0- 0	0- 0	HOME	1- 0	0- 0	7- 2				
6- 4	0- 1	0- 1	AWAY	2- 1	1- 0	3- 1				
0- 0	0- 0	0- 0	NEUTRAL	0- 0	0- 0	0- 0				
10- 5	0- 1	0- 0	NON-CONFERENCE	1- 1	1- 0	8- 3				
6- 2	0- 0	0- 0	HOME	0- 0	0- 0	6- 2				
4- 3	0- 1	0- 0	AWAY	1- 1	1- 0	2- 1				
0- 0	0- 0	0- 0	NEUTRAL	0- 0	0- 0	0- 0				
4- 1	0- 0	0- 1	CONFERENCE	2- 0	0- 0	2- 0				
2- 0	0- 0	0- 0	HOME	1- 0	0- 0	1- 0				
2- 1	0- 0	0- 1	AWAY	1- 0	0- 0	1- 0				
0- 0	0- 0	0- 0	NEUTRAL	0- 0	0- 0	0- 0				

RPI 1-25				RPI 26-50				RPI 51-100 Team's RPI: 82				RPI 101+			
RPI	S	Opponent	Score	RPI	S	Opponent	Score	RPI	S	Opponent	Score	RPI	S	Opponent	Score
23	A	Pacific	40 62	37	A	Duquesne	50 68	58	A	Marquette	48 51	119	A	American	71 50
								84	A	Charlotte	59 56	164	A	San Francisco	55 48
								90	H	Richmond	47 40	165	A	Yale	53 67
								98	A	Albany (NY)	60 43	204	A	Xavier	48 41
												208	H	Holy Cross	67 60
												222	H	Stony Brook	46 58
												230	H	Lafayette	50 54
												259	A	Cornell	58 50
												260	H	Delaware St.	69 38
												261	H	Southern U.	56 44
												268	H	Colorado St.	64 59
												269	H	Massachusetts	69 57
												313	H	Morgan St.	72 56
												322	H	Manhattan	55 45
LAST 12 Division I GAMES:															
37	A	Duquesne	50 68	119	A	American	71 50								
204	A	Xavier	48 41	268	H	Colorado St.	64 59								
90	H	Richmond	47 40	230	H	Lafayette	50 54								
269	H	Massachusetts	69 57	313	H	Morgan St.	72 56								
84	A	Charlotte	59 56	261	H	Southern U.	56 44								
208	H	Holy Cross	67 60	222	H	Stony Brook	46 58								

Non-Div I Games:

Fordham

Average RPI Win:	198	WON-LOST	WINNING	LAST 10	STRENGTH OF	OPP. STRENGTH	TEAM	ADJ.	CONF.	ADJ CONF.
Average RPI Loss:	112	RECORD	PCT. RANK	GAMES	SCHEDULE	OF SCHEDULE	RPI	RPI	RPI	RPI
DIV. I ONLY	12- 6	77	7- 3	206	77	78	78	16	16	
DIV. I NON-CONF.	7- 5	131	3- 3	270	33	134	134	16	16	
TOTALS	RPI 1-25	RPI 26-50	W-L RECORDS	RPI 51-100	RPI 101-150	RPI 150+				
12- 6	0- 2	1- 0	OVERALL	1- 1	1- 1	9- 2				
7- 0	0- 0	0- 0	HOME	1- 0	1- 0	5- 0				
5- 6	0- 2	1- 0	AWAY	0- 1	0- 1	4- 2				
0- 0	0- 0	0- 0	NEUTRAL	0- 0	0- 0	0- 0				
7- 5	0- 2	0- 0	NON-CONFERENCE	1- 0	1- 1	5- 2				
5- 0	0- 0	0- 0	HOME	1- 0	1- 0	3- 0				
2- 5	0- 2	0- 0	AWAY	0- 0	0- 1	2- 2				
0- 0	0- 0	0- 0	NEUTRAL	0- 0	0- 0	0- 0				
5- 1	0- 0	1- 0	CONFERENCE	0- 1	0- 0	4- 0				
2- 0	0- 0	0- 0	HOME	0- 0	0- 0	2- 0				
3- 1	0- 0	1- 0	AWAY	0- 1	0- 0	2- 0				
0- 0	0- 0	0- 0	NEUTRAL	0- 0	0- 0	0- 0				

RPI 1-25				RPI 26-50				RPI 51-100 Team's RPI: 78				RPI 101+			
RPI	S	Opponent	Score	RPI	S	Opponent	Score	RPI	S	Opponent	Score	RPI	S	Opponent	Score
1	A	Stanford	61 72	47	A	San Diego St.	80 72	63	A	Wyoming	71 78	109	H	Southern California	65 60
23	A	Pacific	56 66					71	H	Cal St. Northridge	68 53	112	A	Santa Clara	53 58
												157	H	New Mexico	69 65
												164	A	San Francisco	72 63
												168	H	Washington St.	82 59
												196	A	Portland	69 76
												233	H	Boise St.	70 57
												244	A	Nevada	74 56
												268	A	Colorado St.	69 58
												274	A	Oregon	64 65
												293	A	CSU Bakersfield	77 68
												302	H	Texas-Arlington	70 45
												318	H	Grambling	64 52
LAST 12 Division I GAMES:															
268	A	Colorado St.	69 58	293	A	CSU Bakersfield	77 68								
233	H	Boise St.	70 57	112	A	Santa Clara	53 58								
244	A	Nevada	74 56	164	A	San Francisco	72 63								
63	A	Wyoming	71 78	274	A	Oregon	64 65								
157	H	New Mexico	69 65	196	A	Portland	69 76								
47	A	San Diego St.	80 72	71	H	Cal St. Northridge	68 53								

Non-Div I Games: Cal Maritime 82 43

Fresno St.

Average RPI Win: 252	WON-LOST	WINNING	LAST 10	STRENGTH OF	OPP. STRENGTH	TEAM	ADJ.	CONF.	ADJ CONF.
Average RPI Loss: 155	RECORD	PCT. RANK	GAMES	SCHEDULE	OF SCHEDULE	RPI	RPI	RPI	RPI
DIV. I ONLY	6- 11	249	4- 6	159	282	243	243	23	23
DIV. I NON-CONF.	3- 5	227	1- 3	96	164	168	168	27	27
TOTALS	RPI 1-25	RPI 26-50	W-L RECORDS	RPI 51-100	RPI 101-150	RPI 150+			
6- 11	0- 2	0- 0	OVERALL	0- 3	2- 1	4- 5			
4- 4	0- 0	0- 0	HOME	0- 2	2- 1	2- 1			
2- 7	0- 2	0- 0	AWAY	0- 1	0- 0	2- 4			
0- 0	0- 0	0- 0	NEUTRAL	0- 0	0- 0	0- 0			
3- 5	0- 2	0- 0	NON-CONFERENCE	0- 1	2- 0	1- 2			
2- 1	0- 0	0- 0	HOME	0- 1	2- 0	0- 0			
1- 4	0- 2	0- 0	AWAY	0- 0	0- 0	1- 2			
0- 0	0- 0	0- 0	NEUTRAL	0- 0	0- 0	0- 0			
3- 6	0- 0	0- 0	CONFERENCE	0- 2	0- 1	3- 3			
2- 3	0- 0	0- 0	HOME	0- 1	0- 1	2- 1			
1- 3	0- 0	0- 0	AWAY	0- 1	0- 0	1- 2			
0- 0	0- 0	0- 0	NEUTRAL	0- 0	0- 0	0- 0			

RPI 1-25				RPI 26-50				RPI 51-100				RPI 101+ Team's RPI: 243			
RPI	S	Opponent	Score	RPI	S	Opponent	Score	RPI	S	Opponent	Score	RPI	S	Opponent	Score
11	A	South Carolina	35 69					51	A	Chattanooga	40 83	120	H	Appalachian St.	52 66
22	A	Georgia	47 83					69	H	Arkansas	38 73	138	H	High Point	64 62
								96	H	Davidson	46 87	150	H	Mercer	73 64
												162	A	Elon	69 79
												253	A	Samford	33 65
												273	A	Marshall	46 52
												277	A	USC Upstate	85 80
												305	H	Wofford	70 61
												312	A	Ga. Southern	56 42
												320	A	Troy	96 118
												323	H	Western Caro.	83 88
												329	H	UNC Greensboro	67 48
LAST 12 Division I GAMES:															
305	H	Wofford	70 61	120	H	Appalachian St.	52 66								
323	H	Western Caro.	83 88	277	A	USC Upstate	85 80								
162	A	Elon	69 79	273	A	Marshall	46 52								
96	H	Davidson	46 87	69	H	Arkansas	38 73								
329	H	UNC Greensboro	67 48	11	A	South Carolina	35 69								
312	A	Ga. Southern	56 42	253	A	Samford	33 65								

Non-Div I Games: Tusculum 68 49

Furman

Ga. Southern

Through Games Of Sunday, January 27, 2013

Average RPI Win:	324	WON-LOST	WINNING	LAST 10	STRENGTH OF	OPP. STRENGTH	TEAM	ADJ.	CONF.	ADJ CONF.
Average RPI Loss:	186	RECORD	PCT. RANK	GAMES	SCHEDULE	OF SCHEDULE	RPI	RPI	RPI	RPI
DIV. I ONLY	4- 14	305	3- 7	284	336	312	312	23	23	
DIV. I NON-CONF.	1- 8	319	0- 5	288	338	336	336	27	27	
TOTALS	RPI 1-25	RPI 26-50	W-L RECORDS	RPI 51-100	RPI 101-150	RPI 150+				
4- 14	0- 0	0- 0	OVERALL	0- 3	0- 3	4- 8				
2- 3	0- 0	0- 0	HOME	0- 0	0- 1	2- 2				
1- 10	0- 0	0- 0	AWAY	0- 3	0- 2	1- 5				
1- 1	0- 0	0- 0	NEUTRAL	0- 0	0- 0	1- 1				
1- 8	0- 0	0- 0	NON-CONFERENCE	0- 1	0- 2	1- 5				
0- 2	0- 0	0- 0	HOME	0- 0	0- 1	0- 1				
0- 5	0- 0	0- 0	AWAY	0- 1	0- 1	0- 3				
1- 1	0- 0	0- 0	NEUTRAL	0- 0	0- 0	1- 1				
3- 6	0- 0	0- 0	CONFERENCE	0- 2	0- 1	3- 3				
2- 1	0- 0	0- 0	HOME	0- 0	0- 0	2- 1				
1- 5	0- 0	0- 0	AWAY	0- 2	0- 1	1- 2				
0- 0	0- 0	0- 0	NEUTRAL	0- 0	0- 0	0- 0				

RPI 1-25				RPI 26-50				RPI 51-100				RPI 101+				Team's RPI: 312	
RPI	S	Opponent	Score	RPI	S	Opponent	Score	RPI	S	Opponent	Score	RPI	S	Opponent	Score		
								51	A	Chattanooga	43	75	106	A	Stetson	39	70
								87	A	James Madison	44	93	120	A	Appalachian St.	47	79
								96	A	Davidson	49	61	150	H	Mercer	44	48
													173	H	Fla. Atlantic	55	75
													186	A	Col. of Charleston	56	58
													229	A	Georgia St.	48	73
													243	H	Furman	42	56
													253	A	Samford	41	56
													255	A	George Mason	53	54
													305	H	Wofford	61	58
													319	N	Bethune-Cookman	48	59
													323	H	Western Caro.	52	50
													329	A	UNC Greensboro	63	56
													336	A	Kennesaw St.	39	53
													339	N	Kent St.	71	47
LAST 12 Division I GAMES:																	
329	A	UNC Greensboro	63	56	186	A	Col. of Charleston	56	58								
305	H	Wofford	61	58	87	A	James Madison	44	93								
253	A	Samford	41	56	255	A	George Mason	53	54								
51	A	Chattanooga	43	75	336	A	Kennesaw St.	39	53								
243	H	Furman	42	56	319	N	Bethune-Cookman	48	59								
323	H	Western Caro.	52	50	106	A	Stetson	39	70								

Non-Div I Games:

Ga. Southern

■ Loss,
 ■ Non-Conf,
 ■ S Site,
 ■ H Home
 ■ A Away
 N Neutral

Average RPI Win:	330	WON-LOST	WINNING	LAST 10	STRENGTH OF	OPP. STRENGTH	TEAM	ADJ.	CONF.	ADJ CONF.
Average RPI Loss:	192	RECORD	PCT. RANK	GAMES	SCHEDULE	OF SCHEDULE	RPI	RPI	RPI	RPI
DIV. I ONLY	6- 11	249	4- 6	341	341	317	317	29	29	
DIV. I NON-CONF.	4- 3	138	3- 1	343	341	301	301	29	29	
TOTALS	RPI 1-25	RPI 26-50	W-L RECORDS	RPI 51-100	RPI 101-150	RPI 150+				
6- 11	0- 0	0- 0	OVERALL	0- 1	0- 2	6- 8				
2- 6	0- 0	0- 0	HOME	0- 1	0- 0	2- 5				
4- 5	0- 0	0- 0	AWAY	0- 0	0- 2	4- 3				
0- 0	0- 0	0- 0	NEUTRAL	0- 0	0- 0	0- 0				
4- 3	0- 0	0- 0	NON-CONFERENCE	0- 1	0- 1	4- 1				
2- 1	0- 0	0- 0	HOME	0- 1	0- 0	2- 0				
2- 2	0- 0	0- 0	AWAY	0- 0	0- 1	2- 1				
0- 0	0- 0	0- 0	NEUTRAL	0- 0	0- 0	0- 0				
2- 8	0- 0	0- 0	CONFERENCE	0- 0	0- 1	2- 7				
0- 5	0- 0	0- 0	HOME	0- 0	0- 0	0- 5				
2- 3	0- 0	0- 0	AWAY	0- 0	0- 1	2- 2				
0- 0	0- 0	0- 0	NEUTRAL	0- 0	0- 0	0- 0				

RPI 1-25				RPI 26-50				RPI 51-100				RPI 101+				Team's RPI: 317	
RPI	S	Opponent	Score	RPI	S	Opponent	Score	RPI	S	Opponent	Score	RPI	S	Opponent	Score		
								96	H	Davidson	56	59	120	A	Appalachian St.	43	84
												138	A	High Point	42	64	
												152	A	Presbyterian	48	57	
												181	H	Winthrop	55	60	
												185	A	Longwood	75	87	
												185	H	Longwood	62	70	
												198	H	Campbell	49	59	
												218	H	Radford	69	72	
												305	A	Wofford	62	57	
												310	H	Coastal Caro.	62	65	
												328	H	Lipscomb	64	40	
												329	A	UNC Greensboro	49	55	
												331	A	Charleston So.	59	55	
												336	A	Kennesaw St.	68	59	
												340	A	UNC Asheville	58	45	
												342	H	N.C. Central	54	32	
LAST 12 Division I GAMES:																	
331	A	Charleston So.	59	55	138	A	High Point	42	64								
152	A	Presbyterian	48	57	185	A	Longwood	75	87								
340	A	UNC Asheville	58	45	336	A	Kennesaw St.	68	59								
181	H	Winthrop	55	60	342	H	N.C. Central	54	32								
218	H	Radford	69	72	305	A	Wofford	62	57								
198	H	Campbell	49	59	96	H	Davidson	56	59								

Non-Div I Games: Tenn. Temple 86 34 Asbury 76 41 Montreat 84 50

Gardner-Webb

George Mason

Through Games Of Sunday, January 27, 2013

Average RPI Win:	277	WON-LOST	WINNING	LAST 10	STRENGTH OF	OPP. STRENGTH	TEAM	ADJ.	CONF.	ADJ CONF.
Average RPI Loss:	141	RECORD	PCT. RANK	GAMES	SCHEDULE	OF SCHEDULE	RPI	RPI	RPI	RPI
DIV. I ONLY	6- 12	261	2- 8	144	250	255	255	14	14	
DIV. I NON-CONF.	5- 6	187	1- 4	215	302	237	237	15	15	
TOTALS	RPI 1-25	RPI 26-50	W-L RECORDS	RPI 51-100	RPI 101-150	RPI 150+				
6- 12	0- 1	0- 1	OVERALL	0- 1	1- 4	5- 5				
4- 6	0- 0	0- 0	HOME	0- 1	1- 3	3- 2				
1- 6	0- 1	0- 1	AWAY	0- 0	0- 1	1- 3				
1- 0	0- 0	0- 0	NEUTRAL	0- 0	0- 0	1- 0				
5- 6	0- 1	0- 0	NON-CONFERENCE	0- 0	1- 1	4- 4				
4- 2	0- 0	0- 0	HOME	0- 0	1- 1	3- 1				
0- 4	0- 1	0- 0	AWAY	0- 0	0- 0	0- 3				
1- 0	0- 0	0- 0	NEUTRAL	0- 0	0- 0	1- 0				
1- 6	0- 0	0- 1	CONFERENCE	0- 1	0- 3	1- 1				
0- 4	0- 0	0- 0	HOME	0- 1	0- 2	0- 1				
1- 2	0- 0	0- 1	AWAY	0- 0	0- 1	1- 0				
0- 0	0- 0	0- 0	NEUTRAL	0- 0	0- 0	0- 0				

RPI 1-25				RPI 26-50				RPI 51-100				RPI 101+ Team's RPI: 255			
RPI	S	Opponent	Score	RPI	S	Opponent	Score	RPI	S	Opponent	Score	RPI	S	Opponent	Score
8	A	Maryland	40 90	27	A	Delaware	27 62	87	H	James Madison	55 71	101	H	East Carolina	53 71
												129	H	UAB	58 55
												134	A	Northeastern	63 69
												134	H	Northeastern	51 60
												140	H	Hofstra	53 67
												161	H	Akron	49 65
												191	A	George Washington	52 60
												223	A	New Mexico St.	52 55
												229	H	Georgia St.	52 64
												254	A	Oakland	58 62
												283	N	Drake	76 70
												299	A	Towson	65 54
												312	H	Ga. Southern	54 53
												313	H	Morgan St.	65 54
												327	H	UMES	64 38
LAST 12 Division I GAMES:															
229	H	Georgia St.	52 64	134	A	Northeastern	63 69	101	H	East Carolina	53 71				
87	H	James Madison	55 71	312	H	Ga. Southern	54 53	191	A	George Washington	52 60				
134	H	Northeastern	51 60	8	A	Maryland	40 90	161	H	Akron	49 65				
299	A	Towson	65 54												
140	H	Hofstra	53 67												
27	A	Delaware	27 62												

Non-Div I Games:

George Mason

■ Loss,
 ■ Non-Conf, S Site,
 ■ Home
 ■ Away
 N Neutral

Average RPI Win:	264	WON-LOST	WINNING	LAST 10	STRENGTH OF	OPP. STRENGTH	TEAM	ADJ.	CONF.	ADJ CONF.
Average RPI Loss:	86	RECORD	PCT. RANK	GAMES	SCHEDULE	OF SCHEDULE	RPI	RPI	RPI	RPI
DIV. I ONLY	8- 11	205	4- 6	181	66	191	191	8	8	
DIV. I NON-CONF.	6- 8	204	2- 5	193	57	191	191	8	8	
TOTALS	RPI 1-25	RPI 26-50	W-L RECORDS	RPI 51-100	RPI 101-150	RPI 150+				
8- 11	0- 2	0- 3	OVERALL	0- 2	1- 2	7- 2				
5- 3	0- 0	0- 2	HOME	0- 1	1- 0	4- 0				
3- 8	0- 2	0- 1	AWAY	0- 1	0- 2	3- 2				
0- 0	0- 0	0- 0	NEUTRAL	0- 0	0- 0	0- 0				
6- 8	0- 1	0- 2	NON-CONFERENCE	0- 2	1- 2	5- 1				
4- 2	0- 0	0- 1	HOME	0- 1	1- 0	3- 0				
2- 6	0- 1	0- 1	AWAY	0- 1	0- 2	2- 1				
0- 0	0- 0	0- 0	NEUTRAL	0- 0	0- 0	0- 0				
2- 3	0- 1	0- 1	CONFERENCE	0- 0	0- 0	2- 1				
1- 1	0- 0	0- 1	HOME	0- 0	0- 0	1- 0				
1- 2	0- 1	0- 0	AWAY	0- 0	0- 0	1- 1				
0- 0	0- 0	0- 0	NEUTRAL	0- 0	0- 0	0- 0				

RPI	S	Opponent	Score	RPI	S	Opponent	Score	RPI	S	Opponent	Score	RPI	S	Opponent	Score	Team's RPI: 191
4	A	California	43 70	35	A	St. Mary's (CA)	49 79	66	A	Rutgers	52 56	102	A	Virginia Tech	31 50	
21	A	Dayton	52 80	39	H	Georgetown	54 70	77	H	Auburn	59 69	119	A	American	54 57	
				46	H	Saint Joseph's	67 80					127	H	Howard	61 60	
												167	A	N.C. A&T	56 67	
												242	A	VCU	79 68	
												255	H	George Mason	60 52	
												269	A	Massachusetts	58 62	
												277	A	USC Upstate	48 37	
												291	H	Rhode Island	57 43	
												301	H	William & Mary	58 51	
												302	H	Texas-Arlington	80 47	
												313	A	Morgan St.	75 40	
LAST 12 Division I GAMES:																
291	H	Rhode Island	57 43	35	A	St. Mary's (CA)	49 79	4	A	California	43 70	255	H	George Mason	60 52	
21	A	Dayton	52 80	4	A	California	43 70	127	H	Howard	61 60	77	H	Auburn	59 69	
242	A	VCU	79 68	255	H	George Mason	60 52	119	A	American	54 57					
46	H	Saint Joseph's	67 80													
269	A	Massachusetts	58 62													
167	A	N.C. A&T	56 67													

Non-Div I Games:

George Washington

■ Loss,
 ■ Non-Conf,
 ■ S Site,
 ■ H Home
 ■ A Away
 N Neutral

Georgetown

Through Games Of Sunday, January 27, 2013

Georgetown				Through Games of Sunday, January 17, 1910						
Average RPI Win:	162	WON-LOST	WINNING	LAST 10	STRENGTH OF	OPP. STRENGTH	TEAM	ADJ.	CONF.	ADJ CONF.
Average RPI Loss:	25	RECORD	PCT. RANK	GAMES	SCHEDULE	OF SCHEDULE	RPI	RPI	RPI	RPI
DIV. I ONLY	12- 8	109	5- 5	17	26	39	39	5	5	
DIV. I NON-CONF.	9- 4	76	3- 2	23	22	27	27	4	4	

TOTALS	RPI 1-25	RPI 26-50		W-L RECORDS		RPI 51-100	RPI 101-150	RPI 150+		
12- 8	0- 5	1- 1		OVERALL		1- 2	3- 0	7- 0		
7- 2	0- 1	0- 0		HOME		1- 1	3- 0	3- 0		
4- 6	0- 4	1- 1		AWAY		0- 1	0- 0	3- 0		
1- 0	0- 0	0- 0		NEUTRAL		0- 0	0- 0	1- 0		
9- 4	0- 3	1- 0		NON-CONFERENCE		1- 1	3- 0	4- 0		
5- 1	0- 0	0- 0		HOME		1- 1	3- 0	1- 0		
3- 3	0- 3	1- 0		AWAY		0- 0	0- 0	2- 0		
1- 0	0- 0	0- 0		NEUTRAL		0- 0	0- 0	1- 0		
3- 4	0- 2	0- 1		CONFERENCE		0- 1	0- 0	3- 0		
2- 1	0- 1	0- 0		HOME		0- 0	0- 0	2- 0		
1- 3	0- 1	0- 1		AWAY		0- 1	0- 0	1- 0		
0- 0	0- 0	0- 0		NEUTRAL		0- 0	0- 0	0- 0		

RPI S	Opponent	Score	RPI S	Opponent	Score	Team's RPI: 39	RPI S	Opponent	Score	RPI S	Opponent	Score
3	H Connecticut	48 75	27	A Delaware	62 56		64	H LSU	71 69	121	H Temple	66 58
4	A California	56 72	33	A Syracuse	56 86		66	A Rutgers	47 55	131	H Sacred Heart	90 63
6	A Notre Dame	64 79					67	H South Dakota St.	58 64	148	H La Salle	69 61
7	A Penn St.	74 97								165	H Yale	90 67
14	A North Carolina	48 63								176	A Providence	79 64
										191	A George Washington	70 54
										193	H Pittsburgh	69 57
										221	A Monmouth	61 48
										235	H Seton Hall	70 50
										271	N Cal St. Fullerton	53 51
LAST 12 Division I GAMES:												
193	H Pittsburgh	69 57	176	A Providence	79 64							
66	A Rutgers	47 55	121	H Temple	66 58							
235	H Seton Hall	70 50	165	H Yale	90 67							
6	A Notre Dame	64 79	67	H South Dakota St.	58 64							
33	A Syracuse	56 86	7	A Penn St.	74 97							
3	H Connecticut	48 75	221	A Monmouth	61 48							

Non-Div I Games:

Georgetown

■ Loss,
 ■ Non-Conf, S Site,
 ■ Home
 ■ Away
 N Neutral

Georgia

Through Games Of Sunday, January 27, 2013

Average RPI Win: 144	WON-LOST	WINNING	LAST 10	STRENGTH OF	OPP. STRENGTH	TEAM	ADJ.	CONF.	ADJ CONF.
Average RPI Loss: 30	RECORD	PCT. RANK	GAMES	SCHEDULE	OF SCHEDULE	RPI	RPI	RPI	RPI
DIV. I ONLY	17- 3	16	7- 3	64	45	22	22	3	3
DIV. I NON-CONF.	12- 1	4	4- 1	204	106	39	39	6	6
TOTALS	RPI 1-25	RPI 26-50	W-L RECORDS	RPI 51-100	RPI 101-150	RPI 150+			
17- 3	1- 2	0- 0	OVERALL	5- 1	3- 0	8- 0			
11- 1	1- 1	0- 0	HOME	3- 0	1- 0	6- 0			
5- 2	0- 1	0- 0	AWAY	2- 1	2- 0	1- 0			
1- 0	0- 0	0- 0	NEUTRAL	0- 0	0- 0	1- 0			
12- 1	0- 0	0- 0	NON-CONFERENCE	2- 1	2- 0	8- 0			
8- 0	0- 0	0- 0	HOME	1- 0	1- 0	6- 0			
3- 1	0- 0	0- 0	AWAY	1- 1	1- 0	1- 0			
1- 0	0- 0	0- 0	NEUTRAL	0- 0	0- 0	1- 0			
5- 2	1- 2	0- 0	CONFERENCE	3- 0	1- 0	0- 0			
3- 1	1- 1	0- 0	HOME	2- 0	0- 0	0- 0			
2- 1	0- 1	0- 0	AWAY	1- 0	1- 0	0- 0			
0- 0	0- 0	0- 0	NEUTRAL	0- 0	0- 0	0- 0			

RPI	S	Opponent	Score	RPI	S	Opponent	Score	RPI	S	Opponent	Score	RPI	S	Opponent	Score
5	A	Tennessee	66 79					57	H	Florida	69 52	117	A	Alabama	95 83
11	H	South Carolina	42 40					66	H	Rutgers	57 51	141	A	TCU	72 59
12	H	Texas A&M	46 64					68	A	Georgia Tech	60 50	150	H	Mercer	80 38
								69	A	Arkansas	57 53	152	H	Presbyterian	66 38
								73	A	Illinois	59 70	156	H	South Carolina St.	62 46
								85	H	Missouri	77 46	157	A	New Mexico	72 42
												163	H	Belmont	70 38
												189	N	St. Bonaventure	84 48
												243	H	Furman	83 47
												304	H	Savannah St.	94 57
												328	H	Lipscomb	93 42
LAST 12 Division I GAMES:															
57	H	Florida	69 52	85	H	Missouri	77 46								
12	H	Texas A&M	46 64	73	A	Illinois	59 70								
69	A	Arkansas	57 53	141	A	TCU	72 59								
11	H	South Carolina	42 40	328	H	Lipscomb	93 42								
117	A	Alabama	95 83	150	H	Mercer	80 38								
5	A	Tennessee	66 79	68	A	Georgia Tech	60 50								

Non-Div I Games:

Georgia

 Loss,
 Non-Conf,
S Site,
 Home
 Away
N Neutral

Average RPI Win:	283	WON-LOST	WINNING	LAST 10	STRENGTH OF	OPP. STRENGTH	TEAM	ADJ.	CONF.	ADJ CONF.
Average RPI Loss:	113	RECORD	PCT. RANK	GAMES	SCHEDULE	OF SCHEDULE	RPI	RPI	RPI	RPI
DIV. I ONLY	10- 8	135	4- 6	286	264	229	229	14	14	
DIV. I NON-CONF.	8- 3	62	3- 2	324	287	202	202	15	15	
TOTALS	RPI 1-25	RPI 26-50	W-L RECORDS	RPI 51-100	RPI 101-150	RPI 150+				
10- 8	0- 0	0- 1	OVERALL	0- 2	0- 4	10- 1				
7- 4	0- 0	0- 1	HOME	0- 1	0- 2	7- 0				
3- 4	0- 0	0- 0	AWAY	0- 1	0- 2	3- 1				
0- 0	0- 0	0- 0	NEUTRAL	0- 0	0- 0	0- 0				
8- 3	0- 0	0- 1	NON-CONFERENCE	0- 1	0- 0	8- 1				
7- 1	0- 0	0- 1	HOME	0- 0	0- 0	7- 0				
1- 2	0- 0	0- 0	AWAY	0- 1	0- 0	1- 1				
0- 0	0- 0	0- 0	NEUTRAL	0- 0	0- 0	0- 0				
2- 5	0- 0	0- 0	CONFERENCE	0- 1	0- 4	2- 0				
0- 3	0- 0	0- 0	HOME	0- 1	0- 2	0- 0				
2- 2	0- 0	0- 0	AWAY	0- 0	0- 2	2- 0				
0- 0	0- 0	0- 0	NEUTRAL	0- 0	0- 0	0- 0				

RPI 1-25				RPI 26-50				RPI 51-100				RPI 101+				Team's RPI: 229
RPI	S	Opponent	Score	RPI	S	Opponent	Score	RPI	S	Opponent	Score	RPI	S	Opponent	Score	
				42	H	Toledo	43 46	57	A	Florida	65 84	134	H	Northeastern	55 68	
								87	H	James Madison	49 65	140	A	Hofstra	63 64	
												142	A	Old Dominion	45 68	
												142	H	Old Dominion	66 72	
												151	A	UCF	64 50	
												163	A	Belmont	62 85	
												250	H	Florida A&M	77 58	
												255	A	George Mason	64 52	
												284	H	Mississippi Val.	76 60	
												285	H	Morehead St.	61 47	
												299	A	Towson	56 49	
												312	H	Ga. Southern	73 48	
												323	H	Western Caro.	64 45	
												336	H	Kennesaw St.	63 42	
												338	H	Jacksonville St.	79 50	
LAST 12 Division I GAMES:																
				255	A	George Mason	64 52	142	H	Old Dominion	66 72					
				142	A	Old Dominion	45 68	42	H	Toledo	43 46					
				87	H	James Madison	49 65	284	H	Mississippi Val.	76 60					
				134	H	Northeastern	55 68	323	H	Western Caro.	64 45					
				299	A	Towson	56 49	285	H	Morehead St.	61 47					
				140	A	Hofstra	63 64	163	A	Belmont	62 85					

Non-Div I Games:

Georgia St.

Average RPI Win: 168		WON-LOST	WINNING	LAST 10	STRENGTH OF		OPP. STRENGTH	TEAM	ADJ.	CONF.	ADJ CONF.
Average RPI Loss: 28		RECORD	PCT. RANK	GAMES	SCHEDULE		OF SCHEDULE	RPI	RPI	RPI	RPI
DIV. I ONLY		8- 12	222	3- 7	7		37	68	68	4	4
DIV. I NON-CONF.		7- 4	104	4- 0	17		86	54	54	3	3
TOTALS		RPI 1-25	RPI 26-50		W-L RECORDS		RPI 51-100	RPI 101-150		RPI 150+	
8- 12	0- 8	0- 3		OVERALL		4- 1	0- 0		4- 0		
4- 6	0- 4	0- 1		HOME		2- 1	0- 0		2- 0		
2- 5	0- 4	0- 1		AWAY		1- 0	0- 0		1- 0		
2- 1	0- 0	0- 1		NEUTRAL		1- 0	0- 0		1- 0		
7- 4	0- 3	0- 1		NON-CONFERENCE		4- 0	0- 0		3- 0		
4- 2	0- 2	0- 0		HOME		2- 0	0- 0		2- 0		
1- 1	0- 1	0- 0		AWAY		1- 0	0- 0		0- 0		
2- 1	0- 0	0- 1		NEUTRAL		1- 0	0- 0		1- 0		
1- 8	0- 5	0- 2		CONFERENCE		0- 1	0- 0		1- 0		
0- 4	0- 2	0- 1		HOME		0- 1	0- 0		0- 0		
1- 4	0- 3	0- 1		AWAY		0- 0	0- 0		1- 0		
0- 0	0- 0	0- 0		NEUTRAL		0- 0	0- 0		0- 0		

RPI 1-25				RPI 26-50				RPI 51-100 Team's RPI: 68				RPI 101+			
RPI	S	Opponent	Score	RPI	S	Opponent	Score	RPI	S	Opponent	Score	RPI	S	Opponent	Score
5	H	Tennessee	54 71	33	N	Syracuse	72 75	58	H	Marquette	76 72	170	A	Clemson	81 59
8	H	Maryland	57 66	41	A	Miami (FL)	65 71	59	N	Quinnipiac	74 57	228	N	Milwaukee	66 57
10	A	Purdue	73 85	45	H	Virginia	51 62	62	H	Washington	52 44	334	H	Alcorn	76 49
14	A	North Carolina	58 79					95	A	FIU	65 63	336	H	Kennesaw St.	80 51
17	A	Duke	52 85					97	H	North Carolina St.	66 78				
19	A	Florida St.	71 76												
19	H	Florida St.	78 85												
22	H	Georgia	50 60												
LAST 12 Division I GAMES:															
97	H	North Carolina St.	66 78	170	A	Clemson	81 59								
19	A	Florida St.	71 76	19	H	Florida St.	78 85								
8	H	Maryland	57 66	95	A	FIU	65 63								
41	A	Miami (FL)	65 71	59	N	Quinnipiac	74 57								
14	A	North Carolina	58 79	62	H	Washington	52 44								
45	H	Virginia	51 62	334	H	Alcorn	76 49								

Non-Div I Games:

Georgia Tech

■ Loss,
■ Non-Conf, S Site,
■ Home
■ Away
N Neutral

Gonzaga

Through Games Of Sunday, January 27, 2013

Average RPI Win: 154	WON-LOST	WINNING	LAST 10	STRENGTH OF	OPP. STRENGTH	TEAM	ADJ.	CONF.	ADJ CONF.
Average RPI Loss: 62	RECORD	PCT. RANK	GAMES	SCHEDULE	OF SCHEDULE	RPI	RPI	RPI	RPI
DIV. I ONLY	16- 5	44	7- 3	83	55	53	53	7	7
DIV. I NON-CONF.	10- 4	71	3- 2	127	39	80	80	7	7
TOTALS	RPI 1-25	RPI 26-50	W-L RECORDS	RPI 51-100	RPI 101-150	RPI 150+			
16- 5	0- 1	0- 2	OVERALL	4- 1	4- 0	8- 1			
8- 3	0- 1	0- 0	HOME	3- 1	2- 0	3- 1			
6- 1	0- 0	0- 1	AWAY	1- 0	1- 0	4- 0			
2- 1	0- 0	0- 1	NEUTRAL	0- 0	1- 0	1- 0			
10- 4	0- 1	0- 1	NON-CONFERENCE	1- 1	3- 0	6- 1			
5- 3	0- 1	0- 0	HOME	1- 1	1- 0	3- 1			
3- 0	0- 0	0- 0	AWAY	0- 0	1- 0	2- 0			
2- 1	0- 0	0- 1	NEUTRAL	0- 0	1- 0	1- 0			
6- 1	0- 0	0- 1	CONFERENCE	3- 0	1- 0	2- 0			
3- 0	0- 0	0- 0	HOME	2- 0	1- 0	0- 0			
3- 1	0- 0	0- 1	AWAY	1- 0	0- 0	2- 0			
0- 0	0- 0	0- 0	NEUTRAL	0- 0	0- 0	0- 0			

RPI 1-25				RPI 26-50				RPI 51-100 Team's RPI: 53				RPI 101+			
RPI	S	Opponent	Score	RPI	S	Opponent	Score	RPI	S	Opponent	Score	RPI	S	Opponent	Score
1	H	Stanford	41 69	34	N	Louisville	42 55	70	H	Ohio St.	60 65	103	H	Eastern Wash.	65 50
				35	A	St. Mary's (CA)	51 54	86	H	Wisconsin	62 53	108	N	Missouri St.	80 66
								91	A	San Diego	62 50	109	A	Southern California	63 52
								91	H	San Diego	77 57	112	H	Santa Clara	79 50
								92	H	BYU	74 59	160	H	Idaho	97 62
												168	H	Washington St.	51 57
												181	N	Winthrop	80 66
												196	A	Portland	82 51
												207	A	Pepperdine	80 46
												215	A	Portland St.	54 40
												216	A	UC Riverside	60 53
												221	H	Monmouth	77 51
												271	H	Cal St. Fullerton	83 44
LAST 12 Division I GAMES:															
207	A	Pepperdine	80 46	91	H	San Diego	77 57	168	H	Washington St.	51 57	160	H	Idaho	97 62
91	A	San Diego	62 50	70	H	Ohio St.	60 65	271	H	Cal St. Fullerton	83 44	215	A	Portland St.	54 40
92	H	BYU	74 59												
196	A	Portland	82 51												
35	A	St. Mary's (CA)	51 54												
112	H	Santa Clara	79 50												

Non-Div I Games:

Gonzaga

■ Loss,
 ■ Non-Conf, S Site,
 ■ Home
 ■ Away
 N Neutral

Average RPI Win: 288	WON-LOST	WINNING	LAST 10	STRENGTH OF	OPP. STRENGTH	TEAM	ADJ.	CONF.	ADJ CONF.
Average RPI Loss: 165	RECORD	PCT. RANK	GAMES	SCHEDULE	OF SCHEDULE	RPI	RPI	RPI	RPI
DIV. I ONLY	4- 16	316	3- 7	251	255	318	318	31	31
DIV. I NON-CONF.	2- 10	311	1- 3	97	95	257	257	31	31
TOTALS	RPI 1-25	RPI 26-50	W-L RECORDS	RPI 51-100	RPI 101-150	RPI 150+			
4- 16	0- 1	0- 2	OVERALL	0- 3	0- 3	4- 7			
4- 3	0- 0	0- 0	HOME	0- 0	0- 0	4- 3			
0- 12	0- 1	0- 2	AWAY	0- 3	0- 2	0- 4			
0- 1	0- 0	0- 0	NEUTRAL	0- 0	0- 1	0- 0			
2- 10	0- 1	0- 2	NON-CONFERENCE	0- 3	0- 3	2- 1			
2- 1	0- 0	0- 0	HOME	0- 0	0- 0	2- 1			
0- 8	0- 1	0- 2	AWAY	0- 3	0- 2	0- 0			
0- 1	0- 0	0- 0	NEUTRAL	0- 0	0- 1	0- 0			
2- 6	0- 0	0- 0	CONFERENCE	0- 0	0- 0	2- 6			
2- 2	0- 0	0- 0	HOME	0- 0	0- 0	2- 2			
0- 4	0- 0	0- 0	AWAY	0- 0	0- 0	0- 4			
0- 0	0- 0	0- 0	NEUTRAL	0- 0	0- 0	0- 0			

RPI 1-25				RPI 26-50				RPI 51-100				RPI 101+ Team's RPI: 318			
RPI	S	Opponent	Score	RPI	S	Opponent	Score	RPI	S	Opponent	Score	RPI	S	Opponent	Score
19	A	Florida St.	60 96	38	A	Nebraska	39 84	64	A	LSU	59 90	107	A	Liberty	50 81
				43	A	Kansas	47 101	74	A	Wichita St.	44 62	125	N	Sam Houston St.	55 73
								78	A	Fresno St.	52 64	126	A	Memphis	42 92
												187	A	Texas Southern	64 91
												225	H	Stephen F. Austin	64 63
												237	H	Tulsa	62 75
												248	A	Prairie View	59 78
												261	H	Southern U.	92 76
												297	A	Alabama A&M	56 78
												321	H	Ark.-Pine Bluff	67 62
												325	H	Jackson St.	54 61
												330	A	Alabama St.	60 68
												334	H	Alcorn	58 71
												345	H	New Orleans	76 44
LAST 12 Division I GAMES:															
321	H	Ark.-Pine Bluff	67 62	261	H	Southern U.	92 76	330	A	Alabama St.	60 68	297	A	Alabama A&M	56 78
345	H	New Orleans	76 44	38	A	Nebraska	39 84	237	H	Tulsa	62 75	38	A	Nebraska	39 84
325	H	Jackson St.	54 61	74	A	Wichita St.	44 62	64	A	LSU	59 90	74	A	Wichita St.	44 62
187	A	Texas Southern	64 91	43	A	Kansas	47 101								
248	A	Prairie View	59 78												
334	H	Alcorn	58 71												

Non-Div I Games:

Grambling

■ Loss,
 ■ Non-Conf, S Site,
 ■ Home
 ■ Away
 N Neutral

Average RPI Win:	124	WON-LOST	WINNING	LAST 10	STRENGTH OF	OPP. STRENGTH	TEAM	ADJ.	CONF.	ADJ CONF.
Average RPI Loss:	69	RECORD	PCT. RANK	GAMES	SCHEDULE	OF SCHEDULE	RPI	RPI	RPI	RPI
DIV. I ONLY	14- 2	14	10- 0	70	47	18	18	12	12	
DIV. I NON-CONF.	9- 2	34	5- 1	79	12	20	20	12	12	
TOTALS	RPI 1-25	RPI 26-50	W-L RECORDS	RPI 51-100	RPI 101-150	RPI 150+				
14- 2	0- 0	1- 1	OVERALL	6- 1	3- 0	4- 0				
6- 0	0- 0	1- 0	HOME	1- 0	2- 0	2- 0				
6- 1	0- 0	0- 1	AWAY	3- 0	1- 0	2- 0				
2- 1	0- 0	0- 0	NEUTRAL	2- 1	0- 0	0- 0				
9- 2	0- 0	1- 1	NON-CONFERENCE	5- 1	1- 0	2- 0				
4- 0	0- 0	1- 0	HOME	1- 0	0- 0	2- 0				
3- 1	0- 0	0- 1	AWAY	2- 0	1- 0	0- 0				
2- 1	0- 0	0- 0	NEUTRAL	2- 1	0- 0	0- 0				
5- 0	0- 0	0- 0	CONFERENCE	1- 0	2- 0	2- 0				
2- 0	0- 0	0- 0	HOME	0- 0	2- 0	0- 0				
3- 0	0- 0	0- 0	AWAY	1- 0	0- 0	2- 0				
0- 0	0- 0	0- 0	NEUTRAL	0- 0	0- 0	0- 0				

RPI	S	Opponent	Score	RPI	S	Opponent	Score	RPI	S	Opponent	Score	RPI	S	Opponent	Score
50	A	Central Mich.	50 54	58	A	Marquette	55 46	116	H	Detroit	62 31				
50	H	Central Mich.	75 48	72	A	Youngstown St.	59 41	122	A	UNI	54 53				
				74	A	Wichita St.	63 42	144	H	Wright St.	71 44				
				85	N	Missouri	55 33	180	A	Cleveland St.	52 49				
				86	H	Wisconsin	53 38	189	H	St. Bonaventure	61 42				
				87	N	James Madison	86 89	211	A	Valparaiso	78 55				
				90	N	Richmond	79 48	264	H	North Dakota St.	72 37				
LAST 12 Division I GAMES:															
211	A	Valparaiso	78 55	74	A	Wichita St.	63 42								
72	A	Youngstown St.	59 41	86	H	Wisconsin	53 38								
180	A	Cleveland St.	52 49	264	H	North Dakota St.	72 37								
144	H	Wright St.	71 44	58	A	Marquette	55 46								
116	H	Detroit	62 31	50	A	Central Mich.	50 54								
189	H	St. Bonaventure	61 42	90	N	Richmond	79 48								

Non-Div I Games: Indianapolis 64 52

Green Bay

■ Loss,
 ■ Non-Conf, S Site,
 ■ Home
 ■ Away
 N Neutral

Average RPI Win:	224	WON-LOST	WINNING	LAST 10	STRENGTH OF	OPP. STRENGTH	TEAM	ADJ.	CONF.	ADJ CONF.
Average RPI Loss:	89	RECORD	PCT. RANK	GAMES	SCHEDULE	OF SCHEDULE	RPI	RPI	RPI	RPI
DIV. I ONLY	15- 5	47	8- 2	282	133	93	93	30	30	
DIV. I NON-CONF.	9- 5	98	5- 2	219	65	108	108	30	30	
TOTALS	RPI 1-25	RPI 26-50	W-L RECORDS	RPI 51-100	RPI 101-150	RPI 150+				
15- 5	0- 2	0- 0	OVERALL	1- 1	3- 1	11- 1				
5- 0	0- 0	0- 0	HOME	1- 0	1- 0	3- 0				
9- 1	0- 0	0- 0	AWAY	0- 0	2- 1	7- 0				
1- 4	0- 2	0- 0	NEUTRAL	0- 1	0- 0	1- 1				
9- 5	0- 2	0- 0	NON-CONFERENCE	1- 1	2- 1	6- 1				
3- 0	0- 0	0- 0	HOME	1- 0	1- 0	1- 0				
5- 1	0- 0	0- 0	AWAY	0- 0	1- 1	4- 0				
1- 4	0- 2	0- 0	NEUTRAL	0- 1	0- 0	1- 1				
6- 0	0- 0	0- 0	CONFERENCE	0- 0	1- 0	5- 0				
2- 0	0- 0	0- 0	HOME	0- 0	0- 0	2- 0				
4- 0	0- 0	0- 0	AWAY	0- 0	1- 0	3- 0				
0- 0	0- 0	0- 0	NEUTRAL	0- 0	0- 0	0- 0				

RPI 1-25				RPI 26-50				RPI 51-100 Team's RPI: 93				RPI 101+			
RPI	S	Opponent	Score	RPI	S	Opponent	Score	RPI	S	Opponent	Score	RPI	S	Opponent	Score
11	N	South Carolina	34 45					60	N	FGCU	59 70	102	A	Virginia Tech	45 55
24	N	DePaul	67 68					64	H	LSU	67 58	111	H	Boston College	60 57
												119	A	American	61 58
												127	A	Howard	52 50
												156	A	South Carolina St.	59 46
												158	N	Evansville	64 45
												179	A	Southern Miss.	78 41
												234	A	Mississippi St.	56 48
												248	N	Prairie View	42 49
												278	H	Coppin St.	58 50
												304	A	Savannah St.	70 40
												308	A	UMBC	81 36
												313	H	Morgan St.	66 60
												335	A	Norfolk St.	76 41
												337	A	Saint Peter's	62 40
												341	H	Chicago St.	87 35
LAST 12 Division I GAMES:															
335	A	Norfolk St.	76 41	102	A	Virginia Tech	45 55								
278	H	Coppin St.	58 50	337	A	Saint Peter's	62 40								
313	H	Morgan St.	66 60	158	N	Evansville	64 45								
127	A	Howard	52 50	248	N	Prairie View	42 49								
119	A	American	61 58	308	A	UMBC	81 36								
111	H	Boston College	60 57	304	A	Savannah St.	70 40								

Non-Div I Games:

Hampton

■ Loss,
 ■ Non-Conf, S Site,
 ■ Home
 ■ Away
 N Neutral

Average RPI Win:	209	WON-LOST	WINNING	LAST 10	STRENGTH OF	OPP. STRENGTH	TEAM	ADJ.	CONF.	ADJ CONF.
Average RPI Loss:	83	RECORD	PCT. RANK	GAMES	SCHEDULE	OF SCHEDULE	RPI	RPI	RPI	RPI
DIV. I ONLY	13- 7	82	5- 5	129	104	89	89	22	22	
DIV. I NON-CONF.	9- 4	76	3- 2	88	15	55	55	25	25	
TOTALS	RPI 1-25	RPI 26-50	W-L RECORDS	RPI 51-100	RPI 101-150	RPI 150+				
13- 7	0- 2	1- 1	OVERALL	2- 3	0- 0	10- 1				
8- 3	0- 1	1- 0	HOME	2- 2	0- 0	5- 0				
4- 4	0- 1	0- 1	AWAY	0- 1	0- 0	4- 1				
1- 0	0- 0	0- 0	NEUTRAL	0- 0	0- 0	1- 0				
9- 4	0- 2	1- 1	NON-CONFERENCE	2- 1	0- 0	6- 0				
5- 2	0- 1	1- 0	HOME	2- 1	0- 0	2- 0				
3- 2	0- 1	0- 1	AWAY	0- 0	0- 0	3- 0				
1- 0	0- 0	0- 0	NEUTRAL	0- 0	0- 0	1- 0				
4- 3	0- 0	0- 0	CONFERENCE	0- 2	0- 0	4- 1				
3- 1	0- 0	0- 0	HOME	0- 1	0- 0	3- 0				
1- 2	0- 0	0- 0	AWAY	0- 1	0- 0	1- 1				
0- 0	0- 0	0- 0	NEUTRAL	0- 0	0- 0	0- 0				

RPI 1-25				RPI 26-50				RPI 51-100				Team's RPI: 89	RPI 101+			
RPI	S	Opponent	Score	RPI	S	Opponent	Score	RPI	S	Opponent	Score		RPI	S	Opponent	Score
3	H	Connecticut	45 102	30	A	Vanderbilt	45 67	59	H	Quinnipiac	67 61		176	H	Providence	66 39
8	A	Maryland	40 72	44	H	Marist	64 53	61	H	St. John's (NY)	54 66		210	A	Dartmouth	67 52
								65	H	Boston U.	39 45		219	A	Central Conn. St.	76 62
								90	H	Richmond	59 54		222	H	Stony Brook	59 43
								98	A	Albany (NY)	48 55		224	H	Loyola Maryland	64 50
													241	H	New Hampshire	63 56
													269	A	Massachusetts	71 65
													308	H	UMBC	51 44
													314	A	Binghamton	44 46
													326	A	Maine	52 37
													327	N	UMES	53 38
LAST 12 Division I GAMES:																
241	H	New Hampshire	63 56	314	A	Binghamton	44 46									
98	A	Albany (NY)	48 55	8	A	Maryland	40 72									
308	H	UMBC	51 44	327	N	UMES	53 38									
222	H	Stony Brook	59 43	3	H	Connecticut	45 102									
326	A	Maine	52 37	59	H	Quinnipiac	67 61									
65	H	Boston U.	39 45	210	A	Dartmouth	67 52									

Non-Div I Games:

Hartford

■ Loss,
■ Non-Conf, S Site,
■ Home
■ Away
N Neutral

Average RPI Win:	206	WON-LOST	WINNING	LAST 10	STRENGTH OF	OPP. STRENGTH	TEAM	ADJ.	CONF.	ADJ CONF.
Average RPI Loss:	113	RECORD	PCT. RANK	GAMES	SCHEDULE	OF SCHEDULE	RPI	RPI	RPI	RPI
DIV. I ONLY	10- 6	96	6- 4	257	67	115	115	19	19	
DIV. I NON-CONF.	9- 5	98	6- 4	181	92	86	86	18	18	
TOTALS	RPI 1-25	RPI 26-50	W-L RECORDS	RPI 51-100	RPI 101-150	RPI 150+				
10- 6	0- 0	0- 2	OVERALL	1- 2	1- 0	8- 2				
5- 0	0- 0	0- 0	HOME	1- 0	0- 0	4- 0				
5- 4	0- 0	0- 1	AWAY	0- 1	1- 0	4- 2				
0- 2	0- 0	0- 1	NEUTRAL	0- 1	0- 0	0- 0				
9- 5	0- 0	0- 2	NON-CONFERENCE	1- 2	1- 0	7- 1				
4- 0	0- 0	0- 0	HOME	1- 0	0- 0	3- 0				
5- 3	0- 0	0- 1	AWAY	0- 1	1- 0	4- 1				
0- 2	0- 0	0- 1	NEUTRAL	0- 1	0- 0	0- 0				
1- 1	0- 0	0- 0	CONFERENCE	0- 0	0- 0	1- 1				
1- 0	0- 0	0- 0	HOME	0- 0	0- 0	1- 0				
0- 1	0- 0	0- 0	AWAY	0- 0	0- 0	0- 1				
0- 0	0- 0	0- 0	NEUTRAL	0- 0	0- 0	0- 0				

RPI 1-25				RPI 26-50				RPI 51-100				RPI 101+				Team's RPI: 115	
RPI	S	Opponent	Score	RPI	S	Opponent	Score	RPI	S	Opponent	Score	RPI	S	Opponent	Score		
				31	N	Oklahoma St.	62 92	65	A	Boston U.	61 68	140	A	Hofstra	70 67		
				32	A	Michigan	61 72	76	N	SMU	73 88	176	H	Providence	73 59		
								92	H	BYU	71 65	208	A	Holy Cross	80 62		
												209	A	Eastern Mich.	67 63		
												210	A	Dartmouth	45 58		
												210	H	Dartmouth	88 66		
												220	A	North Dakota	65 52		
												241	H	New Hampshire	63 44		
												264	A	North Dakota St.	72 81		
												269	H	Massachusetts	85 59		
												291	A	Rhode Island	63 56		
LAST 12 Division I GAMES:																	
				210	A	Dartmouth	45 58	65	A	Boston U.	61 68						
				210	H	Dartmouth	88 66	176	H	Providence	73 59						
				291	A	Rhode Island	63 56	140	A	Hofstra	70 67						
				269	H	Massachusetts	85 59	241	H	New Hampshire	63 44						
				76	N	SMU	73 88	209	A	Eastern Mich.	67 63						
				31	N	Oklahoma St.	62 92	32	A	Michigan	61 72						

Non-Div I Games:

Harvard

■ Loss,
■ Non-Conf, S Site,
■ Home
■ Away
N Neutral

Average RPI Win:	203	WON-LOST	WINNING	LAST 10	STRENGTH OF	OPP. STRENGTH	TEAM	ADJ.	CONF.	ADJ CONF.
Average RPI Loss:	92	RECORD	PCT. RANK	GAMES	SCHEDULE	OF SCHEDULE	RPI	RPI	RPI	RPI
DIV. I ONLY	9- 10	173	6- 4	105	52	174	174	11	11	
DIV. I NON-CONF.	4- 7	230	2- 2	91	7	213	213	10	10	
TOTALS	RPI 1-25	RPI 26-50	W-L RECORDS	RPI 51-100	RPI 101-150	RPI 150+				
9- 10	0- 4	0- 0	OVERALL	0- 1	3- 3	6- 2				
7- 7	0- 3	0- 0	HOME	0- 1	2- 3	5- 0				
2- 3	0- 1	0- 0	AWAY	0- 0	1- 0	1- 2				
0- 0	0- 0	0- 0	NEUTRAL	0- 0	0- 0	0- 0				
4- 7	0- 3	0- 0	NON-CONFERENCE	0- 1	1- 2	3- 1				
4- 6	0- 3	0- 0	HOME	0- 1	1- 2	3- 0				
0- 1	0- 0	0- 0	AWAY	0- 0	0- 0	0- 1				
0- 0	0- 0	0- 0	NEUTRAL	0- 0	0- 0	0- 0				
5- 3	0- 1	0- 0	CONFERENCE	0- 0	2- 1	3- 1				
3- 1	0- 0	0- 0	HOME	0- 0	1- 1	2- 0				
2- 2	0- 1	0- 0	AWAY	0- 0	1- 0	1- 1				
0- 0	0- 0	0- 0	NEUTRAL	0- 0	0- 0	0- 0				

RPI	S	Opponent	Score	RPI	S	Opponent	Score	RPI	S	Opponent	Score	RPI	S	Opponent	Score	Team's RPI: 174
1	H	Stanford	42 69					69	H	Arkansas	68 83	105	H	Cal Poly	61 43	
2	H	Baylor	42 77									110	H	Utah	61 62	
23	A	Pacific	61 71									117	H	Alabama	43 44	
25	H	Oklahoma	49 74									136	H	UC Santa Barbara	50 51	
												143	H	UT Martin	73 69	
												147	A	UC Davis	71 63	
												153	H	Long Beach St.	65 57	
												164	A	San Francisco	52 65	
												184	H	Cincinnati	65 63	
												216	A	UC Riverside	65 50	
												271	A	Cal St. Fullerton	74 83	
												274	H	Oregon	85 73	
												288	H	UC Irvine	56 46	
												315	H	LIU Brooklyn	52 33	
LAST 12 Division I GAMES:																
136	H	UC Santa Barbara	50 51	216	A	UC Riverside	65 50									
105	H	Cal Poly	61 43	271	A	Cal St. Fullerton	74 83									
147	A	UC Davis	71 63	117	H	Alabama	43 44									
23	A	Pacific	61 71	184	H	Cincinnati	65 63									
153	H	Long Beach St.	65 57	315	H	LIU Brooklyn	52 33									
288	H	UC Irvine	56 46	110	H	Utah	61 62									

Non-Div I Games:

Hawaii

■ Loss,
■ Non-Conf, S Site,
■ Home
■ Away
N Neutral

High Point

Through Games Of Sunday, January 27, 2013

Average RPI Win:	241	WON-LOST	WINNING	LAST 10	STRENGTH OF	OPP. STRENGTH	TEAM	ADJ.	CONF.	ADJ CONF.
Average RPI Loss:	160	RECORD	PCT. RANK	GAMES	SCHEDULE	OF SCHEDULE	RPI	RPI	RPI	RPI
DIV. I ONLY	11- 8	123	7- 3	217	288	138	138	29	29	
DIV. I NON-CONF.	5- 5	160	2- 1	156	177	122	122	29	29	
TOTALS	RPI 1-25	RPI 26-50	W-L RECORDS	RPI 51-100	RPI 101-150	RPI 150+				
11- 8	0- 1	0- 0	OVERALL	0- 1	2- 1	9- 5				
4- 2	0- 0	0- 0	HOME	0- 0	0- 1	4- 1				
6- 6	0- 1	0- 0	AWAY	0- 1	2- 0	4- 4				
1- 0	0- 0	0- 0	NEUTRAL	0- 0	0- 0	1- 0				
5- 5	0- 1	0- 0	NON-CONFERENCE	0- 1	1- 1	4- 2				
1- 1	0- 0	0- 0	HOME	0- 0	0- 1	1- 0				
3- 4	0- 1	0- 0	AWAY	0- 1	1- 0	2- 2				
1- 0	0- 0	0- 0	NEUTRAL	0- 0	0- 0	1- 0				
6- 3	0- 0	0- 0	CONFERENCE	0- 0	1- 0	5- 3				
3- 1	0- 0	0- 0	HOME	0- 0	0- 0	3- 1				
3- 2	0- 0	0- 0	AWAY	0- 0	1- 0	2- 2				
0- 0	0- 0	0- 0	NEUTRAL	0- 0	0- 0	0- 0				

RPI 1-25				RPI 26-50				RPI 51-100				RPI 101+ Team's RPI: 138			
RPI	S	Opponent	Score	RPI	S	Opponent	Score	RPI	S	Opponent	Score	RPI	S	Opponent	Score
9	A	Kentucky	46 80					96	A	Davidson	42 59	107	A	Liberty	71 63
												129	H	UAB	53 58
												150	A	Mercer	62 57
												181	A	Winthrop	61 78
												183	A	Navy	63 47
												185	H	Longwood	83 66
												198	A	Campbell	76 79
												204	A	Xavier	48 77
												218	H	Radford	55 64
												221	N	Monmouth	81 74
												227	H	East Tenn. St.	85 76
												243	A	Furman	62 64
												277	A	USC Upstate	77 67
												310	A	Coastal Caro.	70 54
												317	H	Gardner-Webb	64 42
												331	H	Charleston So.	71 54
												340	A	UNC Asheville	58 57
LAST 12 Division I GAMES:															
218	H	Radford	55 64	331	H	Charleston So.	71 54								
185	H	Longwood	83 66	340	A	UNC Asheville	58 57								
107	A	Liberty	71 63	150	A	Mercer	62 57								
198	A	Campbell	76 79	181	A	Winthrop	61 78								
310	A	Coastal Caro.	70 54	277	A	USC Upstate	77 67								
317	H	Gardner-Webb	64 42	96	A	Davidson	42 59								

Non-Div I Games: Bluefield Col. 79 44

High Point

■ Loss,
 ■ Non-Conf, S Site,
 ■ Home
 ■ Away
 N Neutral

Hofstra

Through Games Of Sunday, January 27, 2013

Average RPI Win:	216	WON-LOST	WINNING	LAST 10	STRENGTH OF	OPP. STRENGTH	TEAM	ADJ.	CONF.	ADJ CONF.
Average RPI Loss:	72	RECORD	PCT. RANK	GAMES	SCHEDULE	OF SCHEDULE	RPI	RPI	RPI	RPI
DIV. I ONLY	8- 9	184	7- 3	98	85	140	140	14	14	
DIV. I NON-CONF.	4- 7	230	3- 3	115	24	195	195	15	15	
TOTALS	RPI 1-25	RPI 26-50	W-L RECORDS	RPI 51-100	RPI 101-150	RPI 150+				
8- 9	0- 1	0- 2	OVERALL	1- 4	2- 2	5- 0				
6- 2	0- 0	0- 1	HOME	1- 0	1- 1	4- 0				
1- 6	0- 1	0- 1	AWAY	0- 4	0- 0	1- 0				
1- 1	0- 0	0- 0	NEUTRAL	0- 0	1- 1	0- 0				
4- 7	0- 1	0- 2	NON-CONFERENCE	1- 2	1- 2	2- 0				
3- 2	0- 0	0- 1	HOME	1- 0	0- 1	2- 0				
0- 4	0- 1	0- 1	AWAY	0- 2	0- 0	0- 0				
1- 1	0- 0	0- 0	NEUTRAL	0- 0	1- 1	0- 0				
4- 2	0- 0	0- 0	CONFERENCE	0- 2	1- 0	3- 0				
3- 0	0- 0	0- 0	HOME	0- 0	1- 0	2- 0				
1- 2	0- 0	0- 0	AWAY	0- 2	0- 0	1- 0				
0- 0	0- 0	0- 0	NEUTRAL	0- 0	0- 0	0- 0				

RPI 1-25				RPI 26-50				RPI 51-100				RPI 101+ Team's RPI: 140			
RPI	S	Opponent	Score	RPI	S	Opponent	Score	RPI	S	Opponent	Score	RPI	S	Opponent	Score
20	A	Princeton	54 84	44	A	Marist	70 85	61	A	St. John's (NY)	47 73	106	N	Stetson	77 75
				46	H	Saint Joseph's	55 71	77	A	Auburn	58 68	115	H	Harvard	67 70
								81	A	Drexel	53 59	118	N	Texas	52 72
								87	A	James Madison	62 85	142	H	Old Dominion	83 72
								99	H	Northwestern	63 54	229	H	Georgia St.	64 63
												255	A	George Mason	67 53
												258	H	Ole Miss	72 63
												301	H	William & Mary	56 53
												335	H	Norfolk St.	82 47
LAST 12 Division I GAMES:															
87	A	James Madison	62 85	335	H	Norfolk St.	82 47								
142	H	Old Dominion	83 72	99	H	Northwestern	63 54								
81	A	Drexel	53 59	258	H	Ole Miss	72 63								
255	A	George Mason	67 53	77	A	Auburn	58 68								
229	H	Georgia St.	64 63	20	A	Princeton	54 84								
301	H	William & Mary	56 53	115	H	Harvard	67 70								

Non-Div I Games:

Hofstra

■ Loss,
 ■ Non-Conf, S Site,
 ■ Home
 ■ Away
 N Neutral

Holy Cross

Through Games Of Sunday, January 27, 2013

Average RPI Win:	257	WON-LOST	WINNING	LAST 10	STRENGTH OF	OPP. STRENGTH	TEAM	ADJ.	CONF.	ADJ CONF.
Average RPI Loss:	134	RECORD	PCT. RANK	GAMES	SCHEDULE	OF SCHEDULE	RPI	RPI	RPI	RPI
DIV. I ONLY	9- 11	192	4- 6	188	248	208	208	17	17	
DIV. I NON-CONF.	8- 7	158	4- 3	229	254	179	179	20	20	
TOTALS	RPI 1-25	RPI 26-50	W-L RECORDS	RPI 51-100	RPI 101-150	RPI 150+				
9- 11	0- 0	0- 0	OVERALL	0- 3	0- 5	9- 3				
4- 5	0- 0	0- 0	HOME	0- 0	0- 2	4- 3				
5- 6	0- 0	0- 0	AWAY	0- 3	0- 3	5- 0				
0- 0	0- 0	0- 0	NEUTRAL	0- 0	0- 0	0- 0				
8- 7	0- 0	0- 0	NON-CONFERENCE	0- 3	0- 3	8- 1				
3- 3	0- 0	0- 0	HOME	0- 0	0- 2	3- 1				
5- 4	0- 0	0- 0	AWAY	0- 3	0- 1	5- 0				
0- 0	0- 0	0- 0	NEUTRAL	0- 0	0- 0	0- 0				
1- 4	0- 0	0- 0	CONFERENCE	0- 0	0- 2	1- 2				
1- 2	0- 0	0- 0	HOME	0- 0	0- 0	1- 2				
0- 2	0- 0	0- 0	AWAY	0- 0	0- 2	0- 0				
0- 0	0- 0	0- 0	NEUTRAL	0- 0	0- 0	0- 0				













































RPI S	Opponent	Score	RPI S	Opponent	Score	RPI S	Opponent	Score	RPI S	Opponent	Score	Team's RPI: 208
						57	A Florida	50 81	111	H Boston College	52 71	
						59	A Quinnipiac	49 61	115	H Harvard	62 80	
						82	A Fordham	60 67	119	A American	62 67	
									134	A Northeastern	48 70	
									146	A Bucknell	59 62	
									165	H Yale	87 71	
									183	H Navy	47 60	
									210	A Dartmouth	64 52	
									219	H Central Conn. St.	57 56	
									226	H Lehigh	65 67	
									230	H Lafayette	60 55	
									241	H New Hampshire	65 68	
									267	H Brown	83 66	
									269	A Massachusetts	63 59	
									309	A Bryant	68 66	
									319	A Bethune-Cookman	63 54	
									322	A Manhattan	60 52	
LAST 12 Division I GAMES:												
146	A Bucknell	59 62	82	A Fordham	60 67							
230	H Lafayette	60 55	210	A Dartmouth	64 52							
119	A American	62 67	319	A Bethune-Cookman	63 54							
183	H Navy	47 60	57	A Florida	50 81							
226	H Lehigh	65 67	309	A Bryant	68 66							
267	H Brown	83 66	59	A Quinnipiac	49 61							

Non-Div I Games:

Holy Cross

Loss, Non-Conf, S Site, H Home A Away N Neutral

Average RPI Win: 230	WON-LOST	WINNING	LAST 10	STRENGTH OF	OPP. STRENGTH	TEAM	ADJ.	CONF.	ADJ CONF.
Average RPI Loss: 117	RECORD	PCT. RANK	GAMES	SCHEDULE	OF SCHEDULE	RPI	RPI	RPI	RPI
DIV. I ONLY	9- 9	163	5- 5	116	162	169	169	10	10
DIV. I NON-CONF.	6- 7	182	4- 3	195	157	224	224	11	11
TOTALS	RPI 1-25	RPI 26-50	W-L RECORDS	RPI 51-100	RPI 101-150	RPI 150+			
9- 9	0- 0	0- 2	OVERALL	0- 1	1- 4	8- 2			
8- 3	0- 0	0- 1	HOME	0- 1	1- 1	7- 0			
1- 6	0- 0	0- 1	AWAY	0- 0	0- 3	1- 2			
0- 0	0- 0	0- 0	NEUTRAL	0- 0	0- 0	0- 0			
6- 7	0- 0	0- 2	NON-CONFERENCE	0- 0	0- 3	6- 2			
6- 2	0- 0	0- 1	HOME	0- 0	0- 1	6- 0			
0- 5	0- 0	0- 1	AWAY	0- 0	0- 2	0- 2			
0- 0	0- 0	0- 0	NEUTRAL	0- 0	0- 0	0- 0			
3- 2	0- 0	0- 0	CONFERENCE	0- 1	1- 1	2- 0			
2- 1	0- 0	0- 0	HOME	0- 1	1- 0	1- 0			
1- 1	0- 0	0- 0	AWAY	0- 0	0- 1	1- 0			
0- 0	0- 0	0- 0	NEUTRAL	0- 0	0- 0	0- 0			

RPI S	Opponent	Score	RPI S	Opponent	Score	RPI S	Opponent	Score	RPI S	Opponent	Score	Team's RPI: 169
29	 Creighton	54  75	52	 UTEP	54  65	117	 Alabama	74  83				
40	 Texas Tech	56  86				126	 Memphis	77 74				
						129	 UAB	46  54				
						141	 TCU	51  60				
						149	 McNeese St.	72  76				
						157	 New Mexico	77 62				
						165	 Yale	82  84				
						179	 Southern Miss.	81 70				
						234	 Mississippi St.	66  72				
						250	 Southeast Mo. St.	61 44				
						256	 UTSA	55 42				
						260	 Delaware St.	71 58				
						273	 Marshall	71 63				
						281	 Texas St.	74 61				
						286	 Northwestern St.	67 51				
LAST 12 Division I GAMES:												
52	 UTEP	54  65	40	 Texas Tech	56  86							
179	 Southern Miss.	81 70	281	 Texas St.	74 61							
273	 Marshall	71 63	29	 Creighton	54  75							
129	 UAB	46  54	141	 TCU	51  60							
126	 Memphis	77 74	157	 New Mexico	77 62							
260	 Delaware St.	71 58	256	 UTSA	55 42							

Non-Div I Games:

Houston

Houston Baptist

Through Games Of Sunday, January 27, 2013

Average RPI Win:	345	WON-LOST	WINNING	LAST 10	STRENGTH OF	OPP. STRENGTH	TEAM	ADJ.	CONF.	ADJ CONF.
Average RPI Loss:	218	RECORD	PCT. RANK	GAMES	SCHEDULE	OF SCHEDULE	RPI	RPI	RPI	RPI
DIV. I ONLY	1- 16	337	1- 8	340	327	344	344	33	33	
DIV. I NON-CONF.	1- 14	334	1- 8	322	314	343	343	33	33	
TOTALS	RPI 1-25	RPI 26-50	W-L RECORDS	RPI 51-100	RPI 101-150	RPI 150+				
1- 16	0- 0	0- 0	OVERALL	0- 1	0- 5	1- 10				
0- 8	0- 0	0- 0	HOME	0- 0	0- 4	0- 4				
1- 7	0- 0	0- 0	AWAY	0- 1	0- 1	1- 5				
0- 1	0- 0	0- 0	NEUTRAL	0- 0	0- 0	0- 1				
1- 14	0- 0	0- 0	NON-CONFERENCE	0- 1	0- 5	1- 8				
0- 8	0- 0	0- 0	HOME	0- 0	0- 4	0- 4				
1- 5	0- 0	0- 0	AWAY	0- 1	0- 1	1- 3				
0- 1	0- 0	0- 0	NEUTRAL	0- 0	0- 0	0- 1				
0- 2	0- 0	0- 0	CONFERENCE	0- 0	0- 0	0- 2				
0- 0	0- 0	0- 0	HOME	0- 0	0- 0	0- 0				
0- 2	0- 0	0- 0	AWAY	0- 0	0- 0	0- 2				
0- 0	0- 0	0- 0	NEUTRAL	0- 0	0- 0	0- 0				

RPI 1-25				RPI 26-50				RPI 51-100				RPI 101+				Team's RPI: 344	
RPI	S	Opponent	Score	RPI	S	Opponent	Score	RPI	S	Opponent	Score	RPI	S	Opponent	Score		
								52	A	UTEP	58	67	110	A	Utah	33	71
												125	H	Sam Houston St.	58	75	
												137	H	Lamar	52	68	
												139	H	South Ala.	53	83	
												147	H	UC Davis	64	77	
												157	A	New Mexico	46	63	
												239	A	Southern Utah	58	79	
												260	H	Delaware St.	83	84	
												272	A	Vermont	48	59	
												291	N	Rhode Island	36	59	
												293	H	CSU Bakersfield	75	88	
												298	A	Tex.-Pan American	45	71	
												302	H	Texas-Arlington	71	77	
												325	H	Jackson St.	57	65	
												341	A	Chicago St.	62	73	
												345	A	New Orleans	60	45	
LAST 12 Division I GAMES:																	
				341	A	Chicago St.	62	73		137	H	Lamar	52	68			
				298	A	Tex.-Pan American	45	71		239	A	Southern Utah	58	79			
				293	H	CSU Bakersfield	75	88		110	A	Utah	33	71			
				345	A	New Orleans	60	45		291	N	Rhode Island	36	59			
				260	H	Delaware St.	83	84		272	A	Vermont	48	59			
				125	H	Sam Houston St.	58	75		302	H	Texas-Arlington	71	77			

Non-Div I Games: St. Thomas (TX) 63 60 Huston-Tillotson 88 51 Schreiner 73 46

Houston Baptist

Loss, Non-Conf, S Site, H Home A Away N Neutral

Average RPI Win:	244	WON-LOST	WINNING	LAST 10	STRENGTH OF	OPP. STRENGTH	TEAM	ADJ.	CONF.	ADJ CONF.
Average RPI Loss:	85	RECORD	PCT. RANK	GAMES	SCHEDULE	OF SCHEDULE	RPI	RPI	RPI	RPI
DIV. I ONLY	10- 7	119	7- 3	277	118	127	127	30	30	
DIV. I NON-CONF.	5- 6	187	4- 2	182	20	127	127	30	30	
TOTALS	RPI 1-25	RPI 26-50	W-L RECORDS	RPI 51-100	RPI 101-150	RPI 150+				
10- 7	0- 2	0- 0	OVERALL	0- 3	1- 1	9- 1				
4- 1	0- 0	0- 0	HOME	0- 1	1- 0	3- 0				
6- 6	0- 2	0- 0	AWAY	0- 2	0- 1	6- 1				
0- 0	0- 0	0- 0	NEUTRAL	0- 0	0- 0	0- 0				
5- 6	0- 2	0- 0	NON-CONFERENCE	0- 2	1- 1	4- 1				
3- 0	0- 0	0- 0	HOME	0- 0	1- 0	2- 0				
2- 6	0- 2	0- 0	AWAY	0- 2	0- 1	2- 1				
0- 0	0- 0	0- 0	NEUTRAL	0- 0	0- 0	0- 0				
5- 1	0- 0	0- 0	CONFERENCE	0- 1	0- 0	5- 0				
1- 1	0- 0	0- 0	HOME	0- 1	0- 0	1- 0				
4- 0	0- 0	0- 0	AWAY	0- 0	0- 0	4- 0				
0- 0	0- 0	0- 0	NEUTRAL	0- 0	0- 0	0- 0				

RPI 1-25				RPI 26-50				RPI 51-100				RPI 101+ Team's RPI: 127			
RPI	S	Opponent	Score	RPI	S	Opponent	Score	RPI	S	Opponent	Score	RPI	S	Opponent	Score
7	A	Penn St.	61 72					70	A	Ohio St.	50 67	113	A	Saint Francis (PA)	61 69
24	A	DePaul	51 68					93	H	Hampton	50 52	121	H	Temple	61 58
								99	A	Northwestern	45 61	167	A	N.C. A&T	44 42
												191	A	George Washington	60 61
												207	A	Pepperdine	55 51
												214	H	Mt. St. Mary's	77 52
												224	H	Loyola Maryland	40 37
												260	A	Delaware St.	54 40
												278	A	Coppin St.	67 54
												296	A	NJIT	46 33
												335	H	Norfolk St.	56 45
												342	A	N.C. Central	56 30
LAST 12 Division I GAMES:															
296	A	NJIT	46 33	121	H	Temple	61 58								
342	A	N.C. Central	56 30	70	A	Ohio St.	50 67								
167	A	N.C. A&T	44 42	207	A	Pepperdine	55 51								
335	H	Norfolk St.	56 45	191	A	George Washington	60 61								
93	H	Hampton	50 52	260	A	Delaware St.	54 40								
278	A	Coppin St.	67 54	224	H	Loyola Maryland	40 37								

Non-Div I Games: Bowie St. 60 38

Howard

■ Loss,
 ■ Non-Conf,
 ■ S Site,
 ■ H Home
 ■ A Away
 N Neutral

Average RPI Win:	271	WON-LOST	WINNING	LAST 10	STRENGTH OF	OPP. STRENGTH	TEAM	ADJ.	CONF.	ADJ CONF.
Average RPI Loss:	164	RECORD	PCT. RANK	GAMES	SCHEDULE	OF SCHEDULE	RPI	RPI	RPI	RPI
DIV. I ONLY	5- 13	291	3- 6	203	220	292	292	20	20	
DIV. I NON-CONF.	2- 9	308	0- 4	183	233	294	294	19	19	
TOTALS	RPI 1-25	RPI 26-50	W-L RECORDS	RPI 51-100	RPI 101-150	RPI 150+				
5- 13	0- 1	0- 1	OVERALL	0- 1	0- 1	5- 9				
4- 6	0- 1	0- 0	HOME	0- 1	0- 1	4- 3				
1- 7	0- 0	0- 1	AWAY	0- 0	0- 0	1- 6				
0- 0	0- 0	0- 0	NEUTRAL	0- 0	0- 0	0- 0				
2- 9	0- 1	0- 1	NON-CONFERENCE	0- 0	0- 1	2- 6				
1- 4	0- 1	0- 0	HOME	0- 0	0- 1	1- 2				
1- 5	0- 0	0- 1	AWAY	0- 0	0- 0	1- 4				
0- 0	0- 0	0- 0	NEUTRAL	0- 0	0- 0	0- 0				
3- 4	0- 0	0- 0	CONFERENCE	0- 1	0- 0	3- 3				
3- 2	0- 0	0- 0	HOME	0- 1	0- 0	3- 1				
0- 2	0- 0	0- 0	AWAY	0- 0	0- 0	0- 2				
0- 0	0- 0	0- 0	NEUTRAL	0- 0	0- 0	0- 0				

RPI 1-25				RPI 26-50				RPI 51-100				RPI 101+ Team's RPI: 292			
RPI	S	Opponent	Score	RPI	S	Opponent	Score	RPI	S	Opponent	Score	RPI	S	Opponent	Score
10	H	Purdue	54 69	36	A	Michigan St.	36 64	67	H	South Dakota St.	64 66	116	H	Detroit	58 88
												154	H	IUPUI	74 79
												166	A	Indiana	47 64
												188	A	South Dakota	51 82
												206	A	SIU Edwardsville	54 61
												206	H	SIU Edwardsville	67 74
												211	H	Valparaiso	73 82
												232	H	Western Ill.	80 49
												247	A	Neb. Omaha	50 60
												249	A	Ball St.	46 53
												254	H	Oakland	57 55
												264	H	North Dakota St.	65 58
												270	A	UMKC	59 77
												294	A	Southern Ill.	78 65
												310	H	Coastal Caro.	51 46
LAST 12 Division I GAMES:															
254	H	Oakland	57 55	232	H	Western Ill.	80 49								
270	A	UMKC	59 77	154	H	IUPUI	74 79								
188	A	South Dakota	51 82	116	H	Detroit	58 88								
67	H	South Dakota St.	64 66	36	A	Michigan St.	36 64								
264	H	North Dakota St.	65 58	206	A	SIU Edwardsville	54 61								
247	A	Neb. Omaha	50 60	10	H	Purdue	54 69								

Non-Div I Games: Grace (IN) 68 52 Rochester College 71 59

IPFW

Loss, Non-Conf, S Site, H Home A Away N Neutral

Average RPI Win:	213	WON-LOST	WINNING	LAST 10	STRENGTH OF	OPP. STRENGTH	TEAM	ADJ.	CONF.	ADJ CONF.
Average RPI Loss:	150	RECORD	PCT. RANK	GAMES	SCHEDULE	OF SCHEDULE	RPI	RPI	RPI	RPI
DIV. I ONLY	9- 9	163	5- 5	136	238	154	154	20	20	
DIV. I NON-CONF.	5- 6	187	2- 2	57	248	143	143	19	19	
TOTALS	RPI 1-25	RPI 26-50	W-L RECORDS	RPI 51-100	RPI 101-150	RPI 150+				
9- 9	0- 1	0- 0	OVERALL	1- 2	0- 1	8- 5				
6- 3	0- 0	0- 0	HOME	0- 2	0- 0	6- 1				
3- 6	0- 1	0- 0	AWAY	1- 0	0- 1	2- 4				
0- 0	0- 0	0- 0	NEUTRAL	0- 0	0- 0	0- 0				
5- 6	0- 1	0- 0	NON-CONFERENCE	0- 2	0- 1	5- 2				
4- 2	0- 0	0- 0	HOME	0- 2	0- 0	4- 0				
1- 4	0- 1	0- 0	AWAY	0- 0	0- 1	1- 2				
0- 0	0- 0	0- 0	NEUTRAL	0- 0	0- 0	0- 0				
4- 3	0- 0	0- 0	CONFERENCE	1- 0	0- 0	3- 3				
2- 1	0- 0	0- 0	HOME	0- 0	0- 0	2- 1				
2- 2	0- 0	0- 0	AWAY	1- 0	0- 0	1- 2				
0- 0	0- 0	0- 0	NEUTRAL	0- 0	0- 0	0- 0				

RPI 1-25				RPI 26-50				RPI 51-100				RPI 101+ Team's RPI: 154			
RPI	S	Opponent	Score	RPI	S	Opponent	Score	RPI	S	Opponent	Score	RPI	S	Opponent	Score
10	A	Purdue	53 78					67	A	South Dakota St.	57 56	144	A	Wright St.	71 75
								72	H	Youngstown St.	57 58	155	A	Eastern Ill.	60 71
								100	H	Butler	58 67	159	H	Indiana St.	71 67
												163	A	Belmont	61 53
												166	A	Indiana	49 60
												188	H	South Dakota	56 76
												211	H	Valparaiso	75 69
												232	H	Western Ill.	55 36
												247	H	Neb. Omaha	60 49
												254	A	Oakland	59 68
												264	A	North Dakota St.	68 71
												270	H	UMKC	47 46
												275	H	Western Mich.	75 67
												292	A	IPFW	79 74
LAST 12 Division I GAMES:															
188	H	South Dakota	56 76	254	A	Oakland	59 68								
270	H	UMKC	47 46	292	A	IPFW	79 74								
67	A	South Dakota St.	57 56	10	A	Purdue	53 78								
264	A	North Dakota St.	68 71	100	H	Butler	58 67								
247	H	Neb. Omaha	60 49	275	H	Western Mich.	75 67								
232	H	Western Ill.	55 36	72	H	Youngstown St.	57 58								

Non-Div I Games: Grace (IN) 107 48 Goshen 87 31

IUPUI

Loss, Non-Conf, S Site, H Home A Away N Neutral

Average RPI Win:	240	WON-LOST	WINNING	LAST 10	STRENGTH OF	OPP. STRENGTH	TEAM	ADJ.	CONF.	ADJ CONF.
Average RPI Loss:	121	RECORD	PCT. RANK	GAMES	SCHEDULE	OF SCHEDULE	RPI	RPI	RPI	RPI
DIV. I ONLY	9- 11	192	6- 4	123	222	160	160	25	25	
DIV. I NON-CONF.	3- 8	274	1- 2	49	171	169	169	24	24	
TOTALS	RPI 1-25	RPI 26-50	W-L RECORDS	RPI 51-100	RPI 101-150	RPI 150+				
9- 11	0- 0	0- 1	OVERALL	0- 5	1- 0	8- 5				
3- 5	0- 0	0- 0	HOME	0- 1	1- 0	2- 4				
6- 5	0- 0	0- 1	AWAY	0- 4	0- 0	6- 0				
0- 1	0- 0	0- 0	NEUTRAL	0- 0	0- 0	0- 1				
3- 8	0- 0	0- 1	NON-CONFERENCE	0- 5	1- 0	2- 2				
1- 2	0- 0	0- 0	HOME	0- 1	1- 0	0- 1				
2- 5	0- 0	0- 1	AWAY	0- 4	0- 0	2- 0				
0- 1	0- 0	0- 0	NEUTRAL	0- 0	0- 0	0- 1				
6- 3	0- 0	0- 0	CONFERENCE	0- 0	0- 0	6- 3				
2- 3	0- 0	0- 0	HOME	0- 0	0- 0	2- 3				
4- 0	0- 0	0- 0	AWAY	0- 0	0- 0	4- 0				
0- 0	0- 0	0- 0	NEUTRAL	0- 0	0- 0	0- 0				

RPI	S	Opponent	Score	RPI	S	Opponent	Score	RPI	S	Opponent	Score	RPI	S	Opponent	Score	Team's RPI: 160
26	A	Colorado	65 70	53	A	Gonzaga	62 97	103	H	Eastern Wash.	68 66	172	H	Seattle	71 76	
				62	A	Washington	48 62	178	H	Louisiana Tech	58 67	190	H	Utah St.	85 91	
				63	A	Wyoming	53 86	196	H	Portland	56 62	212	N	Tennessee St.	64 69	
				88	A	Montana	65 76	216	A	UC Riverside	78 64	223	A	New Mexico St.	57 51	
				88	H	Montana	50 71	231	A	Denver	68 60	256	A	UTSA	64 45	
								263	H	San Jose St.	82 65	281	A	Texas St.	72 60	
								288	A	UC Irvine	73 55	302	H	Texas-Arlington	70 52	
LAST 12 Division I GAMES:																
256	A	UTSA	64 45	190	H	Utah St.	85 91									
281	A	Texas St.	72 60	263	H	San Jose St.	82 65									
302	H	Texas-Arlington	70 52	172	H	Seattle	71 76									
178	H	Louisiana Tech	58 67	53	A	Gonzaga	62 97									
223	A	New Mexico St.	57 51	62	A	Washington	48 62									
231	A	Denver	68 60	216	A	UC Riverside	78 64									

Non-Div I Games:

Idaho

■ Loss,
 ■ Non-Conf,
 ■ S Site,
 ■ Home
 ■ A Away
 N Neutral

Average RPI Win:	236	WON-LOST	WINNING	LAST 10	STRENGTH OF	OPP. STRENGTH	TEAM	ADJ.	CONF.	ADJ CONF.
Average RPI Loss:	102	RECORD	PCT. RANK	GAMES	SCHEDULE	OF SCHEDULE	RPI	RPI	RPI	RPI
DIV. I ONLY	10- 8	135	5- 5	199	156	135	135	15	15	
DIV. I NON-CONF.	4- 4	160	0- 1	189	97	120	120	14	14	
TOTALS	RPI 1-25	RPI 26-50	W-L RECORDS	RPI 51-100	RPI 101-150	RPI 150+				
10- 8	0- 0	0- 3	OVERALL	1- 2	1- 1	8- 2				
5- 2	0- 0	0- 0	HOME	1- 1	0- 1	4- 0				
5- 6	0- 0	0- 3	AWAY	0- 1	1- 0	4- 2				
0- 0	0- 0	0- 0	NEUTRAL	0- 0	0- 0	0- 0				
4- 4	0- 0	0- 3	NON-CONFERENCE	0- 1	0- 0	4- 0				
2- 0	0- 0	0- 0	HOME	0- 0	0- 0	2- 0				
2- 4	0- 0	0- 3	AWAY	0- 1	0- 0	2- 0				
0- 0	0- 0	0- 0	NEUTRAL	0- 0	0- 0	0- 0				
6- 4	0- 0	0- 0	CONFERENCE	1- 1	1- 1	4- 2				
3- 2	0- 0	0- 0	HOME	1- 1	0- 1	2- 0				
3- 2	0- 0	0- 0	AWAY	0- 0	1- 0	2- 2				
0- 0	0- 0	0- 0	NEUTRAL	0- 0	0- 0	0- 0				

RPI 1-25				RPI 26-50				RPI 51-100				RPI 101+ Team's RPI: 135			
RPI	S	Opponent	Score	RPI	S	Opponent	Score	RPI	S	Opponent	Score	RPI	S	Opponent	Score
				38	A	Nebraska	51 60	79	H	Montana St.	63 55	103	H	Eastern Wash.	55 61
				43	A	Kansas	36 52	83	A	Arizona St.	53 60	145	A	Sacramento St.	62 52
				49	A	Kansas St.	54 62	88	H	Montana	52 57	188	A	South Dakota	69 45
												194	A	Northern Colo.	63 71
												215	H	Portland St.	63 50
												220	A	North Dakota	59 64
												233	A	Boise St.	64 55
												239	H	Southern Utah	80 71
												303	A	Northern Ariz.	52 48
												311	H	Utah Valley	69 67
												316	A	Weber St.	69 45
												332	H	Air Force	83 51
LAST 12 Division I GAMES:															
				79	H	Montana St.	63 55	194	A	Northern Colo.	63 71				
				88	H	Montana	52 57	220	A	North Dakota	59 64				
				303	A	Northern Ariz.	52 48	83	A	Arizona St.	53 60				
				145	A	Sacramento St.	62 52	103	H	Eastern Wash.	55 61				
				316	A	Weber St.	69 45	215	H	Portland St.	63 50				
				239	H	Southern Utah	80 71	311	H	Utah Valley	69 67				

Non-Div I Games: Carroll (MT) 70 38

Idaho St.

Average RPI Win:	252	WON-LOST	WINNING	LAST 10	STRENGTH OF	OPP. STRENGTH	TEAM	ADJ.	CONF.	ADJ CONF.
Average RPI Loss:	167	RECORD	PCT. RANK	GAMES	SCHEDULE	OF SCHEDULE	RPI	RPI	RPI	RPI
DIV. I ONLY	5- 11	283	4- 6	271	204	289	289	12	12	
DIV. I NON-CONF.	3- 8	274	2- 4	257	245	309	309	12	12	
TOTALS	RPI 1-25	RPI 26-50	W-L RECORDS	RPI 51-100	RPI 101-150	RPI 150+				
5- 11	0- 0	0- 0	OVERALL	0- 2	0- 2	5- 7				
4- 3	0- 0	0- 0	HOME	0- 2	0- 0	4- 1				
1- 8	0- 0	0- 0	AWAY	0- 0	0- 2	1- 6				
0- 0	0- 0	0- 0	NEUTRAL	0- 0	0- 0	0- 0				
3- 8	0- 0	0- 0	NON-CONFERENCE	0- 2	0- 0	3- 6				
3- 2	0- 0	0- 0	HOME	0- 2	0- 0	3- 0				
0- 6	0- 0	0- 0	AWAY	0- 0	0- 0	0- 6				
0- 0	0- 0	0- 0	NEUTRAL	0- 0	0- 0	0- 0				
2- 3	0- 0	0- 0	CONFERENCE	0- 0	0- 2	2- 1				
1- 1	0- 0	0- 0	HOME	0- 0	0- 0	1- 1				
1- 2	0- 0	0- 0	AWAY	0- 0	0- 2	1- 0				
0- 0	0- 0	0- 0	NEUTRAL	0- 0	0- 0	0- 0				

RPI 1-25			RPI 26-50			RPI 51-100			RPI 101+			Team's RPI: 289
RPI	S	Opponent	Score	RPI	S	Opponent	Score	RPI	S	Opponent	Score	
						80	H Illinois St.	74	A	116	Detroit	68
						100	H Butler	61	A	144	Wright St.	51
									A	159	Indiana St.	33
									A	166	Indiana	59
									A	175	Saint Louis	49
									H	180	Cleveland St.	69
									A	182	Bradley	52
									H	206	SIU Edwardsville	68
									H	211	Valparaiso	82
									A	250	Southeast Mo. St.	52
									H	275	Western Mich.	66
									H	279	Northern Ill.	66
									A	283	Drake	61
									A	287	Loyola Chicago	73
LAST 12 Division I GAMES:												
116	A	Detroit	68	74	166	A	Indiana	59	81			
144	A	Wright St.	51	59	275	H	Western Mich.	66	58			
211	H	Valparaiso	82	75	279	H	Northern Ill.	66	61			
287	A	Loyola Chicago	73	62	182	A	Bradley	52	66			
180	H	Cleveland St.	69	73	159	A	Indiana St.	33	64			
100	H	Butler	61	84	175	A	Saint Louis	49	58			

Non-Div I Games: Roosevelt 90 67 Truman 51 64

Ill.-Chicago

Loss, Non-Conf, S Site, H Home A Away N Neutral

Average RPI Win: 134	WON-LOST	WINNING	LAST 10	STRENGTH OF	OPP. STRENGTH	TEAM	ADJ.	CONF.	ADJ CONF.
Average RPI Loss: 63	RECORD	PCT. RANK	GAMES	SCHEDULE	OF SCHEDULE	RPI	RPI	RPI	RPI
DIV. I ONLY	10- 8	135	6- 4	36	21	73	73	2	2
DIV. I NON-CONF.	7- 5	131	3- 3	59	34	97	97	2	2
TOTALS	RPI 1-25	RPI 26-50	W-L RECORDS	RPI 51-100	RPI 101-150	RPI 150+			
10- 8	1- 1	1- 4	OVERALL	2- 2	2- 0	4- 1			
5- 6	1- 1	0- 2	HOME	0- 2	1- 0	3- 1			
4- 1	0- 0	1- 1	AWAY	2- 0	1- 0	0- 0			
1- 1	0- 0	0- 1	NEUTRAL	0- 0	0- 0	1- 0			
7- 5	1- 0	0- 3	NON-CONFERENCE	0- 1	2- 0	4- 1			
5- 3	1- 0	0- 1	HOME	0- 1	1- 0	3- 1			
1- 1	0- 0	0- 1	AWAY	0- 0	1- 0	0- 0			
1- 1	0- 0	0- 1	NEUTRAL	0- 0	0- 0	1- 0			
3- 3	0- 1	1- 1	CONFERENCE	2- 1	0- 0	0- 0			
0- 3	0- 1	0- 1	HOME	0- 1	0- 0	0- 0			
3- 0	0- 0	1- 0	AWAY	2- 0	0- 0	0- 0			
0- 0	0- 0	0- 0	NEUTRAL	0- 0	0- 0	0- 0			

RPI 1-25				RPI 26-50				RPI 51-100				Team's RPI: 73	RPI 101+			
RPI	S	Opponent	Score	RPI	S	Opponent	Score	RPI	S	Opponent	Score		RPI	S	Opponent	Score
10	H	Purdue	66 67	26	H	Colorado	62 69	70	A	Ohio St.	79 73		126	A	Memphis	73 65
22	H	Georgia	70 59	28	N	Iowa St.	50 68	80	H	Illinois St.	68 69		133	H	Wake Forest	95 82
				36	H	Michigan St.	75 79	99	A	Northwestern	65 47		158	H	Evansville	84 52
				38	A	Nebraska	62 52	99	H	Northwestern	58 62		180	H	Cleveland St.	83 64
				40	A	Texas Tech	56 75						182	H	Bradley	77 83
													237	N	Tulsa	82 75
													274	H	Oregon	80 62
LAST 12 Division I GAMES:																
99	H	Northwestern	58 62	22	H	Georgia	70 59									
38	A	Nebraska	62 52	80	H	Illinois St.	68 69									
36	H	Michigan St.	75 79	274	H	Oregon	80 62									
99	A	Northwestern	65 47	126	A	Memphis	73 65									
70	A	Ohio St.	79 73	40	A	Texas Tech	56 75									
10	H	Purdue	66 67	26	H	Colorado	62 69									

Non-Div I Games:

Illinois

Average RPI Win:	188	WON-LOST	WINNING	LAST 10	STRENGTH OF	OPP. STRENGTH	TEAM	ADJ.	CONF.	ADJ CONF.
Average RPI Loss:	64	RECORD	PCT. RANK	GAMES	SCHEDULE	OF SCHEDULE	RPI	RPI	RPI	RPI
DIV. I ONLY	13- 6	72	7- 3	111	88	80	80	9	9	
DIV. I NON-CONF.	8- 4	84	4- 1	78	62	70	70	9	9	
TOTALS	RPI 1-25	RPI 26-50	W-L RECORDS	RPI 51-100	RPI 101-150	RPI 150+				
13- 6	0- 2	0- 2	OVERALL	4- 0	1- 1	8- 1				
8- 4	0- 1	0- 1	HOME	1- 0	1- 1	6- 1				
5- 2	0- 1	0- 1	AWAY	3- 0	0- 0	2- 0				
0- 0	0- 0	0- 0	NEUTRAL	0- 0	0- 0	0- 0				
8- 4	0- 2	0- 1	NON-CONFERENCE	4- 0	0- 1	4- 0				
4- 3	0- 1	0- 1	HOME	1- 0	0- 1	3- 0				
4- 1	0- 1	0- 0	AWAY	3- 0	0- 0	1- 0				
0- 0	0- 0	0- 0	NEUTRAL	0- 0	0- 0	0- 0				
5- 2	0- 0	0- 1	CONFERENCE	0- 0	1- 0	4- 1				
4- 1	0- 0	0- 0	HOME	0- 0	1- 0	3- 1				
1- 1	0- 0	0- 1	AWAY	0- 0	0- 0	1- 0				
0- 0	0- 0	0- 0	NEUTRAL	0- 0	0- 0	0- 0				

RPI 1-25				RPI 26-50				RPI 51-100 Team's RPI: 80				RPI 101+			
RPI	S	Opponent	Score	RPI	S	Opponent	Score	RPI	S	Opponent	Score	RPI	S	Opponent	Score
16	A	Iowa	64 74	29	A	Creighton	45 64	73	A	Illinois	69 68	122	H	UNI	72 41
20	H	Princeton	50 67	32	H	Michigan	45 56	75	A	Western Ky.	83 68	126	H	Memphis	74 76
								99	H	Northwestern	64 46	158	H	Evansville	57 71
								100	A	Butler	65 57	159	H	Indiana St.	66 65
												182	H	Bradley	81 65
												228	H	Milwaukee	75 54
												249	H	Ball St.	71 56
												283	A	Drake	71 66
												285	H	Morehead St.	62 45
												289	A	Ill.-Chicago	86 74
												294	H	Southern Ill.	89 41
LAST 12 Division I GAMES:															
159	H	Indiana St.	66 65	122	H	UNI	72 41	100	A	Butler	65 57	73	A	Illinois	69 68
294	H	Southern Ill.	89 41	20	H	Princeton	50 67	249	H	Ball St.	71 56	99	H	Northwestern	64 46
158	H	Evansville	57 71	29	A	Creighton	45 64								
283	A	Drake	71 66	182	H	Bradley	81 65								

Non-Div I Games:

Illinois St.

Indiana

Through Games Of Sunday, January 27, 2013

Average RPI Win: 211	WON-LOST	WINNING	LAST 10	STRENGTH OF	OPP. STRENGTH	TEAM	ADJ.	CONF.	ADJ CONF.
Average RPI Loss: 96	RECORD	PCT. RANK	GAMES	SCHEDULE	OF SCHEDULE	RPI	RPI	RPI	RPI
DIV. I ONLY	10- 9	153	4- 6	141	93	166	166	2	2
DIV. I NON-CONF.	9- 4	76	3- 3	279	204	174	174	2	2

TOTALS	RPI 1-25	RPI 26-50	W-L RECORDS	RPI 51-100	RPI 101-150	RPI 150+			
10- 9	0- 0	0- 4	OVERALL	1- 2	0- 0	9- 3			
8- 5	0- 0	0- 3	HOME	1- 0	0- 0	7- 2			
2- 4	0- 0	0- 1	AWAY	0- 2	0- 0	2- 1			
0- 0	0- 0	0- 0	NEUTRAL	0- 0	0- 0	0- 0			
9- 4	0- 0	0- 0	NON-CONFERENCE	0- 1	0- 0	9- 3			
7- 2	0- 0	0- 0	HOME	0- 0	0- 0	7- 2			
2- 2	0- 0	0- 0	AWAY	0- 1	0- 0	2- 1			
0- 0	0- 0	0- 0	NEUTRAL	0- 0	0- 0	0- 0			
1- 5	0- 0	0- 4	CONFERENCE	1- 1	0- 0	0- 0			
1- 3	0- 0	0- 3	HOME	1- 0	0- 0	0- 0			
0- 2	0- 0	0- 1	AWAY	0- 1	0- 0	0- 0			
0- 0	0- 0	0- 0	NEUTRAL	0- 0	0- 0	0- 0			

RPI 1-25				RPI 26-50				RPI 51-100				RPI 101+				Team's RPI: 166	
RPI	S	Opponent	Score	RPI	S	Opponent	Score	RPI	S	Opponent	Score	RPI	S	Opponent	Score		
				32	A	Michigan	48 65	70	A	Ohio St.	45 68	154	H	IUPUI	60 49		
				32	H	Michigan	43 61	99	H	Northwestern	68 64	159	H	Indiana St.	60 46		
				36	H	Michigan St.	46 56	100	A	Butler	56 59	163	H	Belmont	54 58		
				38	H	Nebraska	38 67					170	H	Clemson	52 49		
												180	H	Cleveland St.	58 69		
												203	A	Murray St.	63 62		
												204	H	Xavier	66 55		
												206	H	SIU Edwardsville	72 56		
												211	A	Valparaiso	52 64		
												289	H	Ill.-Chicago	81 59		
												292	H	IPFW	64 47		
												333	A	A&M-Corpus Christi	58 47		
LAST 12 Division I GAMES:																	
				32	H	Michigan	43 61	289	H	Ill.-Chicago	81 59						
				36	H	Michigan St.	46 56	204	H	Xavier	66 55						
				70	A	Ohio St.	45 68	206	H	SIU Edwardsville	72 56						
				38	H	Nebraska	38 67	100	A	Butler	56 59						
				99	H	Northwestern	68 64	163	H	Belmont	54 58						
				32	A	Michigan	48 65	180	H	Cleveland St.	58 69						

Non-Div I Games:

Indiana

 Loss,
 Non-Conf,
 S Site,
 H Home
 A Away
N Neutral

Average RPI Win:	234	WON-LOST	WINNING	LAST 10	STRENGTH OF	OPP. STRENGTH	TEAM	ADJ.	CONF.	ADJ CONF.
Average RPI Loss:	116	RECORD	PCT. RANK	GAMES	SCHEDULE	OF SCHEDULE	RPI	RPI	RPI	RPI
DIV. I ONLY	11- 7	100	5- 5	264	153	159	159	9	9	
DIV. I NON-CONF.	8- 3	62	4- 1	277	249	114	114	9	9	
TOTALS	RPI 1-25	RPI 26-50	W-L RECORDS	RPI 51-100	RPI 101-150	RPI 150+				
11- 7	0- 0	0- 1	OVERALL	0- 2	1- 1	10- 3				
8- 2	0- 0	0- 0	HOME	0- 0	0- 1	8- 1				
3- 5	0- 0	0- 1	AWAY	0- 2	1- 0	2- 2				
0- 0	0- 0	0- 0	NEUTRAL	0- 0	0- 0	0- 0				
8- 3	0- 0	0- 0	NON-CONFERENCE	0- 1	1- 0	7- 2				
6- 0	0- 0	0- 0	HOME	0- 0	0- 0	6- 0				
2- 3	0- 0	0- 0	AWAY	0- 1	1- 0	1- 2				
0- 0	0- 0	0- 0	NEUTRAL	0- 0	0- 0	0- 0				
3- 4	0- 0	0- 1	CONFERENCE	0- 1	0- 1	3- 1				
2- 2	0- 0	0- 0	HOME	0- 0	0- 1	2- 1				
1- 2	0- 0	0- 1	AWAY	0- 1	0- 0	1- 0				
0- 0	0- 0	0- 0	NEUTRAL	0- 0	0- 0	0- 0				

RPI 1-25	RPI 26-50	RPI 51-100	RPI 101+	Team's RPI: 159
RPI S Opponent Score	RPI S Opponent Score	RPI S Opponent Score	RPI S Opponent Score	
	29 Creighton 50 69	80 Illinois St. 65 66	122 UNI 52 54	
		100 Butler 45 56	143 UT Martin 73 71	
			154 IUPUI 67 71	
			155 Eastern Ill. 69 39	
			158 Evansville 54 55	
			163 Belmont 48 34	
			166 Indiana 46 60	
			175 Saint Louis 48 46	
			182 Bradley 55 54	
			273 Marshall 55 49	
			279 Northern Ill. 58 52	
			283 Drake 67 49	
			289 Ill.-Chicago 64 33	
			294 Southern Ill. 72 57	
			341 Chicago St. 69 35	
LAST 12 Division I GAMES:				
	80 Illinois St. 65 66	182 Bradley 55 54		
	158 Evansville 54 55	100 Butler 45 56		
	294 Southern Ill. 72 57	341 Chicago St. 69 35		
	29 Creighton 50 69	143 UT Martin 73 71		
	283 Drake 67 49	289 Ill.-Chicago 64 33		
	122 UNI 52 54	279 Northern Ill. 58 52		

Non-Div I Games:

Indiana St.

Average RPI Win:	264	WON-LOST	WINNING	LAST 10	STRENGTH OF	OPP. STRENGTH	TEAM	ADJ.	CONF.	ADJ CONF.
Average RPI Loss:	150	RECORD	PCT. RANK	GAMES	SCHEDULE	OF SCHEDULE	RPI	RPI	RPI	RPI
DIV. I ONLY	10- 9	153	6- 4	290	235	192	192	24	24	
DIV. I NON-CONF.	5- 6	187	2- 2	269	235	204	204	22	22	
TOTALS	RPI 1-25	RPI 26-50	W-L RECORDS	RPI 51-100	RPI 101-150	RPI 150+				
10- 9	0- 1	0- 1	OVERALL	0- 1	0- 1	10- 5				
5- 2	0- 0	0- 0	HOME	0- 0	0- 1	5- 1				
5- 7	0- 1	0- 1	AWAY	0- 1	0- 0	5- 4				
0- 0	0- 0	0- 0	NEUTRAL	0- 0	0- 0	0- 0				
5- 6	0- 1	0- 0	NON-CONFERENCE	0- 1	0- 0	5- 4				
2- 1	0- 0	0- 0	HOME	0- 0	0- 0	2- 1				
3- 5	0- 1	0- 0	AWAY	0- 1	0- 0	3- 3				
0- 0	0- 0	0- 0	NEUTRAL	0- 0	0- 0	0- 0				
5- 3	0- 0	0- 1	CONFERENCE	0- 0	0- 1	5- 1				
3- 1	0- 0	0- 0	HOME	0- 0	0- 1	3- 0				
2- 2	0- 0	0- 1	AWAY	0- 0	0- 0	2- 1				
0- 0	0- 0	0- 0	NEUTRAL	0- 0	0- 0	0- 0				

RPI 1-25				RPI 26-50				RPI 51-100				RPI 101+ Team's RPI: 192			
RPI	S	Opponent	Score	RPI	S	Opponent	Score	RPI	S	Opponent	Score	RPI	S	Opponent	Score
17	A	Duke	31 100	44	A	Marist	55 69	61	A	St. John's (NY)	55 71	132	H	Fairfield	54 60
												153	A	Long Beach St.	60 58
												167	A	N.C. A&T	57 66
												176	A	Providence	58 70
												183	H	Navy	74 64
												222	A	Stony Brook	64 70
												224	A	Loyola Maryland	43 64
												240	A	Canisius	68 54
												245	A	Niagara	76 65
												245	H	Niagara	60 58
												252	H	Colgate	73 47
												309	H	Bryant	71 77
												322	H	Manhattan	76 46
												324	A	Wagner	74 64
												337	H	Saint Peter's	93 62
												343	A	Columbia	67 63
LAST 12 Division I GAMES:															
224	A	Loyola Maryland	43 64	240	A	Canisius	68 54								
245	H	Niagara	60 58	245	A	Niagara	76 65								
337	H	Saint Peter's	93 62	222	A	Stony Brook	64 70								
132	H	Fairfield	54 60	252	H	Colgate	73 47								
44	A	Marist	55 69	343	A	Columbia	67 63								
322	H	Manhattan	76 46	309	H	Bryant	71 77								

Non-Div I Games:

Iona

Average RPI Win:	110	WON-LOST	WINNING	LAST 10	STRENGTH OF	OPP. STRENGTH	TEAM	ADJ.	CONF.	ADJ CONF.
Average RPI Loss:	39	RECORD	PCT. RANK	GAMES	SCHEDULE	OF SCHEDULE	RPI	RPI	RPI	RPI
DIV. I ONLY	16- 5	44	8- 2	12	20	16	16	2	2	
DIV. I NON-CONF.	11- 3	41	5- 0	37	32	23	23	2	2	
TOTALS	RPI 1-25	RPI 26-50	W-L RECORDS	RPI 51-100	RPI 101-150	RPI 150+				
16- 5	1- 2	3- 2	OVERALL	6- 1	3- 0	3- 0				
10- 2	1- 1	2- 1	HOME	3- 0	2- 0	2- 0				
4- 3	0- 0	1- 0	AWAY	2- 1	0- 0	1- 0				
2- 0	0- 0	0- 0	NEUTRAL	1- 0	1- 0	0- 0				
11- 3	0- 2	2- 0	NON-CONFERENCE	3- 1	3- 0	3- 0				
7- 1	0- 1	2- 0	HOME	1- 0	2- 0	2- 0				
2- 2	0- 1	0- 0	AWAY	1- 1	0- 0	1- 0				
2- 0	0- 0	0- 0	NEUTRAL	1- 0	1- 0	0- 0				
5- 2	1- 0	1- 2	CONFERENCE	3- 0	0- 0	0- 0				
3- 1	1- 0	0- 1	HOME	2- 0	0- 0	0- 0				
2- 1	0- 0	1- 1	AWAY	1- 0	0- 0	0- 0				
0- 0	0- 0	0- 0	NEUTRAL	0- 0	0- 0	0- 0				

RPI	S	Opponent	Score	RPI	S	Opponent	Score	RPI	S	Opponent	Score	RPI	S	Opponent	Score
10	H	Purdue	62 46	28	H	Iowa St.	50 42	54	N	West Virginia	79 70	108	H	Missouri St.	97 43
14	H	North Carolina	64 77	32	A	Michigan	63 57	70	H	Ohio St.	77 71	118	N	Texas	86 63
19	A	Florida St.	69 83	32	H	Michigan	64 68	80	H	Illinois St.	74 64	122	H	UNI	68 46
				36	A	Michigan St.	54 65	86	A	Wisconsin	65 56	262	H	Robert Morris	58 44
				48	H	Middle Tenn.	69 63	86	H	Wisconsin	71 60	279	H	Northern Ill.	63 40
								91	A	San Diego	83 73	283	A	Drake	82 65
								95	A	FIU	65 66				
LAST 12 Division I GAMES:															
				32	A	Michigan	63 57	70	H	Ohio St.	77 71				
				86	H	Wisconsin	71 60	91	A	San Diego	83 73				
				10	H	Purdue	62 46	118	N	Texas	86 63				
				36	A	Michigan St.	54 65	108	H	Missouri St.	97 43				
				86	A	Wisconsin	65 56	283	A	Drake	82 65				
				32	H	Michigan	64 68	28	H	Iowa St.	50 42				

Non-Div I Games:

Iowa

Average RPI Win:	165	WON-LOST	WINNING	LAST 10	STRENGTH OF	OPP. STRENGTH	TEAM	ADJ.	CONF.	ADJ CONF.
Average RPI Loss:	13	RECORD	PCT. RANK	GAMES	SCHEDULE	OF SCHEDULE	RPI	RPI	RPI	RPI
DIV. I ONLY	14- 4	38	7- 3	57	28	28	28	1	1	
DIV. I NON-CONF.	9- 1	20	4- 0	255	166	59	59	1	1	
TOTALS	RPI 1-25	RPI 26-50	W-L RECORDS	RPI 51-100	RPI 101-150	RPI 150+				
14- 4	1- 3	1- 1	OVERALL	2- 0	4- 0	6- 0				
9- 1	1- 1	0- 0	HOME	0- 0	3- 0	5- 0				
3- 3	0- 2	1- 1	AWAY	1- 0	1- 0	0- 0				
2- 0	0- 0	0- 0	NEUTRAL	1- 0	0- 0	1- 0				
9- 1	0- 1	0- 0	NON-CONFERENCE	1- 0	2- 0	6- 0				
6- 0	0- 0	0- 0	HOME	0- 0	1- 0	5- 0				
1- 1	0- 1	0- 0	AWAY	0- 0	1- 0	0- 0				
2- 0	0- 0	0- 0	NEUTRAL	1- 0	0- 0	1- 0				
5- 3	1- 2	1- 1	CONFERENCE	1- 0	2- 0	0- 0				
3- 1	1- 1	0- 0	HOME	0- 0	2- 0	0- 0				
2- 2	0- 1	1- 1	AWAY	1- 0	0- 0	0- 0				
0- 0	0- 0	0- 0	NEUTRAL	0- 0	0- 0	0- 0				

RPI	S	Opponent	Score	RPI	S	Opponent	Score	Team's RPI: 28	RPI	S	Opponent	Score	RPI	S	Opponent	Score
2	A	Baylor	39 67	31	A	Oklahoma St.	42 71		54	A	West Virginia	53 49	118	H	Texas	73 65
2	H	Baylor	51 66	40	A	Texas Tech	58 54		73	N	Illinois	68 50	122	A	UNI	67 59
16	A	Iowa	42 50										132	H	Fairfield	60 43
25	H	Oklahoma	82 61										141	H	TCU	68 52
													202	N	Loyola Marymount	55 33
													220	H	North Dakota	73 34
													232	H	Western Ill.	84 65
													283	H	Drake	87 45
													330	H	Alabama St.	86 47
													332	H	Air Force	83 35
LAST 12 Division I GAMES:																
54	A	West Virginia	53 49	40	A	Texas Tech	58 54									
2	H	Baylor	51 66	118	H	Texas	73 65									
31	A	Oklahoma St.	42 71	330	H	Alabama St.	86 47									
25	H	Oklahoma	82 61	332	H	Air Force	83 35									
141	H	TCU	68 52	122	A	UNI	67 59									
2	A	Baylor	39 67	132	H	Fairfield	60 43									

Non-Div I Games:

Iowa St.

■ Loss,
 ■ Non-Conf, S Site,
 ■ Home
 ■ Away
 N Neutral

Average RPI Win:	316	WON-LOST	WINNING	LAST 10	STRENGTH OF	OPP. STRENGTH	TEAM	ADJ.	CONF.	ADJ CONF.
Average RPI Loss:	221	RECORD	PCT. RANK	GAMES	SCHEDULE	OF SCHEDULE	RPI	RPI	RPI	RPI
DIV. I ONLY	6- 11	249	4- 6	345	330	325	325	31	31	
DIV. I NON-CONF.	3- 6	242	2- 2	339	313	310	310	31	31	
TOTALS	RPI 1-25	RPI 26-50	W-L RECORDS	RPI 51-100	RPI 101-150	RPI 150+				
6- 11	0- 0	0- 0	OVERALL	0- 1	0- 1	6- 9				
2- 2	0- 0	0- 0	HOME	0- 0	0- 0	2- 2				
3- 8	0- 0	0- 0	AWAY	0- 1	0- 1	3- 6				
1- 1	0- 0	0- 0	NEUTRAL	0- 0	0- 0	1- 1				
3- 6	0- 0	0- 0	NON-CONFERENCE	0- 1	0- 1	3- 4				
0- 1	0- 0	0- 0	HOME	0- 0	0- 0	0- 1				
2- 4	0- 0	0- 0	AWAY	0- 1	0- 1	2- 2				
1- 1	0- 0	0- 0	NEUTRAL	0- 0	0- 0	1- 1				
3- 5	0- 0	0- 0	CONFERENCE	0- 0	0- 0	3- 5				
2- 1	0- 0	0- 0	HOME	0- 0	0- 0	2- 1				
1- 4	0- 0	0- 0	AWAY	0- 0	0- 0	1- 4				
0- 0	0- 0	0- 0	NEUTRAL	0- 0	0- 0	0- 0				

RPI 1-25				RPI 26-50				RPI 51-100				RPI 101+ Team's RPI: 325					
RPI	S	Opponent	Score	RPI	S	Opponent	Score	RPI	S	Opponent	Score	RPI	S	Opponent	Score		
								69	A	Arkansas	58	97	118	A	Texas	53	80
												183	N	Navy	48	72	
												187	A	Texas Southern	66	73	
												205	A	Eastern Ky.	56	64	
												238	A	La.-Lafayette	57	68	
												248	A	Prairie View	53	59	
												261	H	Southern U.	59	72	
												273	N	Marshall	67	63	
												284	H	Mississippi Val.	73	68	
												297	A	Alabama A&M	48	66	
												300	H	Southeastern La.	54	66	
												318	A	Grambling	61	54	
												330	A	Alabama St.	62	76	
												334	H	Alcorn	59	56	
												344	A	Houston Baptist	65	57	
												345	A	New Orleans	82	51	
LAST 12 Division I GAMES:																	
				284	H	Mississippi Val.	73	68				297	A	Alabama A&M	48	66	
				318	A	Grambling	61	54				330	A	Alabama St.	62	76	
				248	A	Prairie View	53	59				345	A	New Orleans	82	51	
				187	A	Texas Southern	66	73				238	A	La.-Lafayette	57	68	
				261	H	Southern U.	59	72				205	A	Eastern Ky.	56	64	
				334	H	Alcorn	59	56				273	N	Marshall	67	63	

Non-Div I Games:

Jackson St.

■ Loss,
 ■ Non-Conf,
 S Site,
 ■ Home
 ■ Away
 N Neutral

Average RPI Win: 306		WON-LOST	WINNING	LAST 10	STRENGTH OF	OPP. STRENGTH	TEAM	ADJ.	CONF.	ADJ CONF.
Average RPI Loss: 171		RECORD	PCT. RANK	GAMES	SCHEDULE	OF SCHEDULE	RPI	RPI	RPI	RPI
DIV. I ONLY		7- 12	241	3- 7	317	298	307	307	28	28
DIV. I NON-CONF.		5- 7	210	2- 3	325	270	307	307	28	28
TOTALS	RPI 1-25	RPI 26-50		W-L RECORDS		RPI 51-100	RPI 101-150	RPI 150+		
7- 12	0- 0	0- 0		OVERALL		0- 3	0- 2	7- 7		
6- 4	0- 0	0- 0		HOME		0- 1	0- 1	6- 2		
1- 8	0- 0	0- 0		AWAY		0- 2	0- 1	1- 5		
0- 0	0- 0	0- 0		NEUTRAL		0- 0	0- 0	0- 0		
5- 7	0- 0	0- 0		NON-CONFERENCE		0- 2	0- 0	5- 5		
4- 3	0- 0	0- 0		HOME		0- 1	0- 0	4- 2		
1- 4	0- 0	0- 0		AWAY		0- 1	0- 0	1- 3		
0- 0	0- 0	0- 0		NEUTRAL		0- 0	0- 0	0- 0		
2- 5	0- 0	0- 0		CONFERENCE		0- 1	0- 2	2- 2		
2- 1	0- 0	0- 0		HOME		0- 0	0- 1	2- 0		
0- 4	0- 0	0- 0		AWAY		0- 1	0- 1	0- 2		
0- 0	0- 0	0- 0		NEUTRAL		0- 0	0- 0	0- 0		

RPI 1-25				RPI 26-50				RPI 51-100				RPI 101+				Team's RPI: 307	
RPI	S	Opponent	Score	RPI	S	Opponent	Score	RPI	S	Opponent	Score	RPI	S	Opponent	Score		
								55	H	South Fla.	52 92	106	A	Stetson	56 73		
								60	A	FGCU	57 74	150	H	Mercer	68 72		
								77	A	Auburn	49 85	156	A	South Carolina St.	45 68		
												170	A	Clemson	58 87		
												173	A	Fla. Atlantic	79 96		
												246	H	Northern Ky.	65 60		
												250	H	Florida A&M	69 72		
												257	A	North Florida	63 66		
												272	H	Vermont	78 67		
												277	A	USC Upstate	53 72		
												304	H	Savannah St.	72 60		
												319	H	Bethune-Cookman	68 54		
												320	H	Troy	83 88		
												328	H	Lipscomb	58 45		
												336	H	Kennesaw St.	64 52		
												338	A	Jacksonville St.	72 69		
LAST 12 Division I GAMES:																	
				277	A	USC Upstate	53 72	328	H	Lipscomb	58 45						
				257	A	North Florida	63 66	246	H	Northern Ky.	65 60						
				336	H	Kennesaw St.	64 52	77	A	Auburn	49 85						
				150	H	Mercer	68 72	320	H	Troy	83 88						
				106	A	Stetson	56 73	304	H	Savannah St.	72 60						
				60	A	FGCU	57 74	55	H	South Fla.	52 92						

Non-Div I Games:

Jacksonville

Loss, Non-Conf, S Site, H Home A Away N Neutral

Average RPI Win:	0	WON-LOST	WINNING	LAST 10	STRENGTH OF	OPP. STRENGTH	TEAM	ADJ.	CONF.	ADJ CONF.
Average RPI Loss:	209	RECORD	PCT. RANK	GAMES	SCHEDULE	OF SCHEDULE	RPI	RPI	RPI	RPI
DIV. I ONLY	0- 20	341	0- 10	218	329	338	338	27	27	
DIV. I NON-CONF.	0- 11	335	0- 3	253	335	342	342	26	26	
TOTALS	RPI 1-25	RPI 26-50	W-L RECORDS	RPI 51-100	RPI 101-150	RPI 150+				
0- 20	0- 0	0- 0	OVERALL	0- 1	0- 3	0- 16				
0- 8	0- 0	0- 0	HOME	0- 0	0- 0	0- 8				
0- 11	0- 0	0- 0	AWAY	0- 1	0- 3	0- 7				
0- 1	0- 0	0- 0	NEUTRAL	0- 0	0- 0	0- 1				
0- 11	0- 0	0- 0	NON-CONFERENCE	0- 1	0- 2	0- 8				
0- 3	0- 0	0- 0	HOME	0- 0	0- 0	0- 3				
0- 7	0- 0	0- 0	AWAY	0- 1	0- 2	0- 4				
0- 1	0- 0	0- 0	NEUTRAL	0- 0	0- 0	0- 1				
0- 9	0- 0	0- 0	CONFERENCE	0- 0	0- 1	0- 8				
0- 5	0- 0	0- 0	HOME	0- 0	0- 0	0- 5				
0- 4	0- 0	0- 0	AWAY	0- 0	0- 1	0- 3				
0- 0	0- 0	0- 0	NEUTRAL	0- 0	0- 0	0- 0				

RPI 1-25				RPI 26-50				RPI 51-100				RPI 101+				Team's RPI: 338	
RPI	S	Opponent	Score	RPI	S	Opponent	Score	RPI	S	Opponent	Score	RPI	S	Opponent	Score		
								51	A	Chattanooga	59	72	117	A	Alabama	43	80
												143	A	UT Martin	63	93	
												150	A	Mercer	51	63	
												155	A	Eastern Ill.	53	76	
												163	H	Belmont	62	68	
												198	N	Campbell	53	66	
												203	H	Murray St.	58	68	
												205	H	Eastern Ky.	51	69	
												206	A	SIU Edwardsville	58	80	
												212	A	Tennessee St.	67	76	
												212	H	Tennessee St.	68	88	
												213	H	Tennessee Tech	51	73	
												229	A	Georgia St.	50	79	
												234	A	Mississippi St.	54	69	
												253	H	Samford	45	48	
												257	A	North Florida	45	52	
												307	H	Jacksonville	69	72	
												328	A	Lipscomb	54	67	
												336	H	Kennesaw St.	50	51	
LAST 12 Division I GAMES:																	
203	H	Murray St.	58	68	212	H	Tennessee St.	68	88								
212	A	Tennessee St.	67	76	143	A	UT Martin	63	93								
205	H	Eastern Ky.	51	69	213	H	Tennessee Tech	51	73								
206	A	SIU Edwardsville	58	80	234	A	Mississippi St.	54	69								
155	A	Eastern Ill.	53	76	198	N	Campbell	53	66								
163	H	Belmont	62	68	257	A	North Florida	45	52								

Non-Div I Games: Reinhardt

60 65

Jacksonville St.

■ Loss,
 ■ Non-Conf,
 ■ S Site,
 ■ Home
 ■ A Away
 N Neutral

Average RPI Win:	200	WON-LOST	WINNING	LAST 10	STRENGTH OF	OPP. STRENGTH	TEAM	ADJ.	CONF.	ADJ CONF.
Average RPI Loss:	68	RECORD	PCT. RANK	GAMES	SCHEDULE	OF SCHEDULE	RPI	RPI	RPI	RPI
DIV. I ONLY	12- 7	91	9- 1	71	144	87	87	14	14	
DIV. I NON-CONF.	6- 6	160	3- 2	19	136	100	100	15	15	
TOTALS	RPI 1-25	RPI 26-50	W-L RECORDS	RPI 51-100	RPI 101-150	RPI 150+				
12- 7	1- 0	0- 2	OVERALL	1- 4	3- 1	7- 0				
7- 4	0- 0	0- 0	HOME	0- 3	3- 1	4- 0				
3- 2	0- 0	0- 2	AWAY	0- 0	0- 0	3- 0				
2- 1	1- 0	0- 0	NEUTRAL	1- 1	0- 0	0- 0				
6- 6	1- 0	0- 2	NON-CONFERENCE	1- 3	1- 1	3- 0				
4- 3	0- 0	0- 0	HOME	0- 2	1- 1	3- 0				
0- 2	0- 0	0- 2	AWAY	0- 0	0- 0	0- 0				
2- 1	1- 0	0- 0	NEUTRAL	1- 1	0- 0	0- 0				
6- 1	0- 0	0- 0	CONFERENCE	0- 1	2- 0	4- 0				
3- 1	0- 0	0- 0	HOME	0- 1	2- 0	1- 0				
3- 0	0- 0	0- 0	AWAY	0- 0	0- 0	3- 0				
0- 0	0- 0	0- 0	NEUTRAL	0- 0	0- 0	0- 0				

RPI 1-25				RPI 26-50				RPI 51-100				Team's RPI: 87	RPI 101+			
RPI	S	Opponent	Score	RPI	S	Opponent	Score	RPI	S	Opponent	Score		RPI	S	Opponent	Score
18	N	Green Bay	89 86	37	A	Duquesne	57 62	56	N	Minnesota	62 80		107	H	Liberty	48 60
				45	A	Virginia	57 78	59	H	Quinnipiac	60 65		119	H	American	65 49
								74	N	Wichita St.	63 58		134	H	Northeastern	68 65
								81	H	Drexel	46 48		140	H	Hofstra	85 62
								90	H	Richmond	66 70		203	H	Murray St.	71 51
													229	A	Georgia St.	65 49
													255	A	George Mason	71 55
													290	A	UNC Wilmington	60 39
													301	H	William & Mary	82 52
													312	H	Ga. Southern	93 44
													326	H	Maine	88 34
LAST 12 Division I GAMES:																
140	H	Hofstra	85 62	290	A	UNC Wilmington	60 39									
255	A	George Mason	71 55	312	H	Ga. Southern	93 44									
229	A	Georgia St.	65 49	326	H	Maine	88 34									
301	H	William & Mary	82 52	119	H	American	65 49									
134	H	Northeastern	68 65	37	A	Duquesne	57 62									
81	H	Drexel	46 48	107	H	Liberty	48 60									

Non-Div I Games:

James Madison

Kansas

Average RPI Win: 153
Average RPI Loss: 30

WON-LOST RECORD
WINNING PCT. RANK
LAST 10 GAMES

Through Games Of Sunday, January 27, 2013

STRENGTH OF SCHEDULE
OPP. STRENGTH OF SCHEDULE
TEAM RPI
ADJ. RPI
CONF. RPI
ADJ CONF. RPI

DIV. I ONLY	11- 6	89	4- 5	20	31	43	43	1	1
DIV. I NON-CONF.	8- 2	40	2- 2	85	96	32	32	1	1
TOTALS	RPI 1-25	RPI 26-50	W-L RECORDS	RPI 51-100	RPI 101-150	RPI 150+			
11- 6	0- 2	2- 3	OVERALL	2- 1	3- 0	4- 0			
9- 2	0- 1	1- 1	HOME	1- 0	3- 0	4- 0			
2- 4	0- 1	1- 2	AWAY	1- 1	0- 0	0- 0			
0- 0	0- 0	0- 0	NEUTRAL	0- 0	0- 0	0- 0			
8- 2	0- 1	1- 0	NON-CONFERENCE	1- 1	2- 0	4- 0			
7- 0	0- 0	0- 0	HOME	1- 0	2- 0	4- 0			
1- 2	0- 1	1- 0	AWAY	0- 1	0- 0	0- 0			
0- 0	0- 0	0- 0	NEUTRAL	0- 0	0- 0	0- 0			
3- 4	0- 1	1- 3	CONFERENCE	1- 0	1- 0	0- 0			
2- 2	0- 1	1- 1	HOME	0- 0	1- 0	0- 0			
1- 2	0- 0	0- 2	AWAY	1- 0	0- 0	0- 0			
0- 0	0- 0	0- 0	NEUTRAL	0- 0	0- 0	0- 0			

RPI 1-25				RPI 26-50				Team's RPI: 43				RPI 51-100				RPI 101+			
RPI	S	Opponent	Score	RPI	S	Opponent	Score	RPI	S	Opponent	Score	RPI	S	Opponent	Score	RPI	S	Opponent	Score
2	H	Baylor	60 82	29	A	Creighton	58 48	54	A	West Virginia	60 59	118	H	Texas	76 38				
4	A	California	79 88	31	A	Oklahoma St.	59 76	56	H	Minnesota	65 53	133	H	Wake Forest	64 58				
				31	H	Oklahoma St.	52 65	69	A	Arkansas	56 64	135	H	Idaho St.	52 36				
				40	A	Texas Tech	63 70					248	H	Prairie View	72 60				
				49	H	Kansas St.	72 63					250	H	Southeast Mo. St.	68 58				
												297	H	Alabama A&M	76 59				
												318	H	Grambling	101 47				
LAST 12 Division I GAMES:																			
31	H	Oklahoma St.	52 65	49	H	Kansas St.	72 63	4	A	California	79 88	248	H	Prairie View	72 60	69	A	Arkansas	56 64
118	H	Texas	76 38	54	A	West Virginia	60 59	56	H	Minnesota	65 53	133	H	Wake Forest	64 58	135	H	Idaho St.	52 36
40	A	Texas Tech	63 70	31	A	Oklahoma St.	59 76	69	A	Arkansas	56 64	250	H	Southeast Mo. St.	68 58	297	H	Alabama A&M	76 59
2	H	Baylor	60 82	31	H	Oklahoma St.	52 65	54	A	West Virginia	60 59	318	H	Grambling	101 47				

Non-Div I Games: Newman 97 64

Kansas

Loss, Non-Conf, S Site, H Home A Away N Neutral

Average RPI Win:	169	WON-LOST	WINNING	LAST 10	STRENGTH OF	OPP. STRENGTH	TEAM	ADJ.	CONF.	ADJ CONF.
Average RPI Loss:	41	RECORD	PCT. RANK	GAMES	SCHEDULE	OF SCHEDULE	RPI	RPI	RPI	RPI
DIV. I ONLY	12- 8	109	5- 5	31	36	49	49	1	1	
DIV. I NON-CONF.	9- 3	55	2- 2	48	134	40	40	1	1	
TOTALS	RPI 1-25	RPI 26-50	W-L RECORDS	RPI 51-100	RPI 101-150	RPI 150+				
12- 8	0- 3	1- 2	OVERALL	2- 2	4- 1	5- 0				
6- 3	0- 1	1- 0	HOME	0- 2	2- 0	3- 0				
6- 3	0- 0	0- 2	AWAY	2- 0	2- 1	2- 0				
0- 2	0- 2	0- 0	NEUTRAL	0- 0	0- 0	0- 0				
9- 3	0- 2	0- 0	NON-CONFERENCE	2- 1	2- 0	5- 0				
4- 1	0- 0	0- 0	HOME	0- 1	1- 0	3- 0				
5- 0	0- 0	0- 0	AWAY	2- 0	1- 0	2- 0				
0- 2	0- 2	0- 0	NEUTRAL	0- 0	0- 0	0- 0				
3- 5	0- 1	1- 2	CONFERENCE	0- 1	2- 1	0- 0				
2- 2	0- 1	1- 0	HOME	0- 1	1- 0	0- 0				
1- 3	0- 0	0- 2	AWAY	0- 0	1- 1	0- 0				
0- 0	0- 0	0- 0	NEUTRAL	0- 0	0- 0	0- 0				

RPI 1-25				RPI 26-50				Team's RPI: 49	RPI 51-100				RPI 101+			
RPI	S	Opponent	Score	RPI	S	Opponent	Score		RPI	S	Opponent	Score	RPI	S	Opponent	Score
2	H	Baylor	69 90	31	H	Oklahoma St.	76 70		52	H	UTEP	50 52	118	A	Texas	40 59
6	N	Notre Dame	57 87	40	A	Texas Tech	50 59		54	H	West Virginia	52 66	135	H	Idaho St.	62 54
12	N	Texas A&M	60 83	43	A	Kansas	63 72		74	A	Wichita St.	48 43	136	A	UC Santa Barbara	60 45
									84	A	Charlotte	67 63	141	A	TCU	57 54
													141	H	TCU	59 58
													188	H	South Dakota	68 54
													212	A	Tennessee St.	62 47
													282	A	UNLV	80 54
													284	H	Mississippi Val.	64 57
													321	H	Ark.-Pine Bluff	89 55
LAST 12 Division I GAMES:																
118	A	Texas	40 59	141	H	TCU	59 58									
31	H	Oklahoma St.	76 70	43	A	Kansas	63 72									
141	A	TCU	57 54	136	A	UC Santa Barbara	60 45									
2	H	Baylor	69 90	282	A	UNLV	80 54									
54	H	West Virginia	52 66	6	N	Notre Dame	57 87									
40	A	Texas Tech	50 59	12	N	Texas A&M	60 83									

Non-Div I Games:

Kansas St.

■ Loss,
 ■ Non-Conf,
 ■ S Site,
 ■ H Home
 ■ A Away
 N Neutral

Average RPI Win:	328	WON-LOST	WINNING	LAST 10	STRENGTH OF	OPP. STRENGTH	TEAM	ADJ.	CONF.	ADJ CONF.
Average RPI Loss:	204	RECORD	PCT. RANK	GAMES	SCHEDULE	OF SCHEDULE	RPI	RPI	RPI	RPI
DIV. I ONLY	4- 16	316	1- 9	335	300	336	336	28	28	
DIV. I NON-CONF.	4- 9	261	2- 3	342	304	325	325	28	28	
TOTALS	RPI 1-25	RPI 26-50	W-L RECORDS	RPI 51-100	RPI 101-150	RPI 150+				
4- 16	0- 0	0- 1	OVERALL	0- 3	0- 2	4- 10				
2- 6	0- 0	0- 0	HOME	0- 1	0- 2	2- 3				
2- 9	0- 0	0- 1	AWAY	0- 1	0- 0	2- 7				
0- 1	0- 0	0- 0	NEUTRAL	0- 1	0- 0	0- 0				
4- 9	0- 0	0- 1	NON-CONFERENCE	0- 2	0- 0	4- 6				
2- 1	0- 0	0- 0	HOME	0- 0	0- 0	2- 1				
2- 7	0- 0	0- 1	AWAY	0- 1	0- 0	2- 5				
0- 1	0- 0	0- 0	NEUTRAL	0- 1	0- 0	0- 0				
0- 7	0- 0	0- 0	CONFERENCE	0- 1	0- 2	0- 4				
0- 5	0- 0	0- 0	HOME	0- 1	0- 2	0- 2				
0- 2	0- 0	0- 0	AWAY	0- 0	0- 0	0- 2				
0- 0	0- 0	0- 0	NEUTRAL	0- 0	0- 0	0- 0				

RPI 1-25				RPI 26-50				RPI 51-100				RPI 101+				Team's RPI: 336	
RPI	S	Opponent	Score	RPI	S	Opponent	Score	RPI	S	Opponent	Score	RPI	S	Opponent	Score		
				48	A	Middle Tenn.	45 87	60	H	FGCU	35 62	106	H	Stetson	52 57		
								68	A	Georgia Tech	51 80	150	H	Mercer	46 71		
								96	N	Davidson	54 63	227	H	East Tenn. St.	59 61		
												229	A	Georgia St.	42 63		
												246	A	Northern Ky.	49 65		
												257	A	North Florida	49 52		
												277	H	USC Upstate	52 61		
												281	A	Texas St.	61 75		
												285	A	Morehead St.	49 50		
												305	A	Wofford	49 66		
												307	A	Jacksonville	52 64		
												312	H	Ga. Southern	53 39		
												317	H	Gardner-Webb	59 68		
												320	H	Troy	72 65		
												338	A	Jacksonville St.	51 50		
												340	A	UNC Asheville	71 62		
LAST 12 Division I GAMES:																	
				246	A	Northern Ky.	49 65	106	H	Stetson	52 57						
				277	H	USC Upstate	52 61	60	H	FGCU	35 62						
				227	H	East Tenn. St.	59 61	317	H	Gardner-Webb	59 68						
				307	A	Jacksonville	52 64	312	H	Ga. Southern	53 39						
				257	A	North Florida	49 52	281	A	Texas St.	61 75						
				150	H	Mercer	46 71	340	A	UNC Asheville	71 62						

Non-Div I Games:

Kennesaw St.

■ Loss,
■ Non-Conf,
■ S Site,
■ H Home
■ A Away
N Neutral

Through Games of Sunday, January 17, 1910									
Average RPI Win: 220	WON-LOST	WINNING	LAST 10	STRENGTH OF	OPP. STRENGTH	TEAM	ADJ.	CONF.	ADJ CONF.
Average RPI Loss: 205	RECORD	PCT. RANK	GAMES	SCHEDULE	OF SCHEDULE	RPI	RPI	RPI	RPI
DIV. I ONLY	2- 17	334	1- 9	316	204	339	339	18	18
DIV. I NON-CONF.	2- 11	313	2- 4	321	237	341	341	17	17

TOTALS	RPI 1-25	RPI 26-50	W-L RECORDS	RPI 51-100	RPI 101-150	RPI 150+			
2- 17	0- 0	0- 0	OVERALL	0- 2	1- 2	1- 13			
2- 7	0- 0	0- 0	HOME	0- 1	1- 2	1- 4			
0- 8	0- 0	0- 0	AWAY	0- 0	0- 0	0- 0			
0- 2	0- 0	0- 0	NEUTRAL	0- 0	0- 0	0- 2			
2- 11	0- 0	0- 0	NON-CONFERENCE	0- 1	1- 1	1- 9			
2- 4	0- 0	0- 0	HOME	0- 1	1- 1	1- 2			
0- 5	0- 0	0- 0	AWAY	0- 0	0- 0	0- 5			
0- 2	0- 0	0- 0	NEUTRAL	0- 0	0- 0	0- 2			
0- 6	0- 0	0- 0	CONFERENCE	0- 1	0- 1	0- 4			
0- 3	0- 0	0- 0	HOME	0- 0	0- 1	0- 2			
0- 3	0- 0	0- 0	AWAY	0- 1	0- 0	0- 2			
0- 0	0- 0	0- 0	NEUTRAL	0- 0	0- 0	0- 0			

RPI 1-25				RPI 26-50				RPI 51-100				RPI 101+				Team's RPI: 339	
RPI	S	Opponent	Score	RPI	S	Opponent	Score	RPI	S	Opponent	Score	RPI	S	Opponent	Score		
								75	H	Western Ky.	53	59	113	H	Saint Francis (PA)	67	81
								94	A	Bowling Green	33	69	114	H	Miami (OH)	48	76
													121	H	Temple	71	62
													161	A	Akron	58	93
													184	H	Cincinnati	41	59
													189	A	St. Bonaventure	42	79
													205	A	Eastern Ky.	42	56
													209	H	Eastern Mich.	45	64
													245	A	Niagara	55	82
													249	A	Ball St.	44	59
													250	N	Florida A&M	56	70
													262	H	Robert Morris	51	60
													269	A	Massachusetts	53	83
													276	H	Buffalo	54	69
													285	A	Morehead St.	50	51
													312	N	Ga. Southern	47	71
													319	H	Bethune-Cookman	73	55
LAST 12 Division I GAMES:																	
				114	H	Miami (OH)	48	76	319	H	Bethune-Cookman	73	55				
				209	H	Eastern Mich.	45	64	262	H	Robert Morris	51	60				
				249	A	Ball St.	44	59	285	A	Morehead St.	50	51				
				276	H	Buffalo	54	69	189	A	St. Bonaventure	42	79				
				161	A	Akron	58	93	75	H	Western Ky.	53	59				
				94	A	Bowling Green	33	69	121	H	Temple	71	62				

Non-Div I Games:

Kent St.

Loss, Non-Conf, S Site, H Home A Away N Neutral

Average RPI Win:	134	WON-LOST	WINNING	LAST 10	STRENGTH OF	OPP. STRENGTH	TEAM	ADJ.	CONF.	ADJ CONF.
Average RPI Loss:	7	RECORD	PCT. RANK	GAMES	SCHEDULE	OF SCHEDULE	RPI	RPI	RPI	RPI
DIV. I ONLY	19- 2	6	9- 1	40	41	9	9	3	3	
DIV. I NON-CONF.	12- 1	4	4- 0	99	67	16	16	6	6	
TOTALS	RPI 1-25	RPI 26-50	W-L RECORDS	RPI 51-100	RPI 101-150	RPI 150+				
19- 2	2- 2	3- 0	OVERALL	4- 0	4- 0	6- 0				
14- 0	2- 0	2- 0	HOME	3- 0	2- 0	5- 0				
5- 2	0- 2	1- 0	AWAY	1- 0	2- 0	1- 0				
0- 0	0- 0	0- 0	NEUTRAL	0- 0	0- 0	0- 0				
12- 1	1- 1	3- 0	NON-CONFERENCE	0- 0	3- 0	5- 0				
9- 0	1- 0	2- 0	HOME	0- 0	2- 0	4- 0				
3- 1	0- 1	1- 0	AWAY	0- 0	1- 0	1- 0				
0- 0	0- 0	0- 0	NEUTRAL	0- 0	0- 0	0- 0				
7- 1	1- 1	0- 0	CONFERENCE	4- 0	1- 0	1- 0				
5- 0	1- 0	0- 0	HOME	3- 0	0- 0	1- 0				
2- 1	0- 1	0- 0	AWAY	1- 0	1- 0	0- 0				
0- 0	0- 0	0- 0	NEUTRAL	0- 0	0- 0	0- 0				

RPI	S	Opponent	Score	RPI	S	Opponent	Score	RPI	S	Opponent	Score	RPI	S	Opponent	Score
2	A	Baylor	51 85	34	A	Louisville	48 47	57	H	Florida	76 69	114	H	Miami (OH)	92 53
11	A	South Carolina	50 55	44	H	Marist	78 56	64	H	LSU	73 60	117	A	Alabama	87 70
12	H	Texas A&M	65 62	48	H	Middle Tenn.	68 46	77	H	Auburn	97 53	136	A	UC Santa Barbara	66 38
24	H	DePaul	96 64					85	A	Missouri	69 43	138	H	High Point	80 46
												207	A	Pepperdine	80 62
												234	H	Mississippi St.	100 47
												260	H	Delaware St.	90 50
												277	H	USC Upstate	100 34
												285	H	Morehead St.	73 37
												334	H	Alcorn	90 23
LAST 12 Division I GAMES:															
64	H	LSU	73 60	117	A	Alabama	87 70								
11	A	South Carolina	50 55	57	H	Florida	76 69								
77	H	Auburn	97 53	44	H	Marist	78 56								
234	H	Mississippi St.	100 47	334	H	Alcorn	90 23								
85	A	Missouri	69 43	136	A	UC Santa Barbara	66 38								
12	H	Texas A&M	65 62	207	A	Pepperdine	80 62								

Non-Div I Games:

Kentucky

■ Loss,
■ Non-Conf, S Site,
■ Home
■ Away
N Neutral

Average RPI Win:	293	WON-LOST	WINNING	LAST 10	STRENGTH OF	OPP. STRENGTH	TEAM	ADJ.	CONF.	ADJ CONF.
Average RPI Loss:	188	RECORD	PCT. RANK	GAMES	SCHEDULE	OF SCHEDULE	RPI	RPI	RPI	RPI
DIV. I ONLY	4- 14	305	1- 9	298	301	315	315	26	26	
DIV. I NON-CONF.	3- 8	274	1- 4	290	274	318	318	23	23	
TOTALS	RPI 1-25	RPI 26-50	W-L RECORDS	RPI 51-100	RPI 101-150	RPI 150+				
4- 14	0- 0	0- 0	OVERALL	0- 3	0- 2	4- 9				
2- 6	0- 0	0- 0	HOME	0- 0	0- 0	2- 6				
2- 6	0- 0	0- 0	AWAY	0- 3	0- 1	2- 2				
0- 2	0- 0	0- 0	NEUTRAL	0- 0	0- 1	0- 1				
3- 8	0- 0	0- 0	NON-CONFERENCE	0- 2	0- 1	3- 5				
2- 3	0- 0	0- 0	HOME	0- 0	0- 0	2- 3				
1- 3	0- 0	0- 0	AWAY	0- 2	0- 0	1- 1				
0- 2	0- 0	0- 0	NEUTRAL	0- 0	0- 1	0- 1				
1- 6	0- 0	0- 0	CONFERENCE	0- 1	0- 1	1- 4				
0- 3	0- 0	0- 0	HOME	0- 0	0- 0	0- 3				
1- 3	0- 0	0- 0	AWAY	0- 1	0- 1	1- 1				
0- 0	0- 0	0- 0	NEUTRAL	0- 0	0- 0	0- 0				

RPI 1-25				RPI 26-50				RPI 51-100				RPI 101+				Team's RPI: 315			
RPI	S	Opponent	Score	RPI	S	Opponent	Score	RPI	S	Opponent	Score	RPI	S	Opponent	Score				
								59	A	Quinnipiac	60	67	117	N	Alabama	58	80		
								66	A	Rutgers	32	58	131	A	Sacred Heart	47	61		
								98	A	Albany (NY)	50	67	174	A	Hawaii	33	52		
													184	N	Cincinnati	48	59		
													214	H	Mt. St. Mary's	41	66		
													217	H	Penn	40	54		
													221	H	Monmouth	62	63		
													236	A	Fairleigh Dickinson	70	62		
													252	H	Colgate	61	75		
													270	H	UMKC	66	70		
													295	H	Ohio	63	54		
													299	H	Towson	65	63		
													309	A	Bryant	49	64		
													324	H	Wagner	70	74		
													343	A	Columbia	53	42		
LAST 12 Division I GAMES:																			
309	A	Bryant	49	64	59	A	Quinnipiac	60	67	184	N	Cincinnati	48	59	117	N	Alabama	58	80
236	A	Fairleigh Dickinson	70	62	174	A	Hawaii	33	52	295	H	Ohio	63	54	299	H	Towson	65	63
221	H	Monmouth	62	63	295	H	Ohio	63	54	309	A	Bryant	49	64	324	H	Wagner	70	74
324	H	Wagner	70	74	217	H	Penn	40	54	343	A	Columbia	53	42					
214	H	Mt. St. Mary's	41	66															
131	A	Sacred Heart	47	61															

Non-Div I Games:

LIU Brooklyn

■ Loss,
 ■ Non-Conf, S Site,
 ■ Home
 ■ Away
 N Neutral

Average RPI Win:	172	WON-LOST	WINNING	LAST 10	STRENGTH OF	OPP. STRENGTH	TEAM	ADJ.	CONF.	ADJ CONF.
Average RPI Loss:	58	RECORD	PCT. RANK	GAMES	SCHEDULE	OF SCHEDULE	RPI	RPI	RPI	RPI
DIV. I ONLY	12- 8	109	5- 5	59	70	64	64	3	3	
DIV. I NON-CONF.	9- 4	76	4- 1	135	111	82	82	6	6	
TOTALS	RPI 1-25	RPI 26-50	W-L RECORDS	RPI 51-100	RPI 101-150	RPI 150+				
12- 8	0- 2	1- 1	OVERALL	4- 4	1- 1	6- 0				
10- 1	0- 0	1- 0	HOME	2- 0	1- 1	6- 0				
1- 7	0- 2	0- 1	AWAY	1- 4	0- 0	0- 0				
1- 0	0- 0	0- 0	NEUTRAL	1- 0	0- 0	0- 0				
9- 4	0- 0	0- 1	NON-CONFERENCE	4- 2	1- 1	4- 0				
7- 1	0- 0	0- 0	HOME	2- 0	1- 1	4- 0				
1- 3	0- 0	0- 1	AWAY	1- 2	0- 0	0- 0				
1- 0	0- 0	0- 0	NEUTRAL	1- 0	0- 0	0- 0				
3- 4	0- 2	1- 0	CONFERENCE	0- 2	0- 0	2- 0				
3- 0	0- 0	1- 0	HOME	0- 0	0- 0	2- 0				
0- 4	0- 2	0- 0	AWAY	0- 2	0- 0	0- 0				
0- 0	0- 0	0- 0	NEUTRAL	0- 0	0- 0	0- 0				

RPI 1-25				RPI 26-50				RPI 51-100				RPI 101+			
RPI	S	Opponent	Score	RPI	S	Opponent	Score	RPI	S	Opponent	Score	RPI	S	Opponent	Score
9	A	Kentucky	60 73	30	H	Vanderbilt	54 51	54	N	West Virginia	71 63	124	H	Tulane	64 66
11	A	South Carolina	59 66	39	A	Georgetown	69 71	57	A	Florida	72 77	149	H	McNeese St.	82 75
								60	A	FGCU	70 76	178	H	Louisiana Tech	77 55
								69	A	Arkansas	54 63	227	H	East Tenn. St.	76 42
								74	H	Wichita St.	72 70	234	H	Mississippi St.	62 42
								93	A	Hampton	58 67	258	H	Ole Miss	84 79
								95	A	FIU	76 69	318	H	Grambling	90 59
								97	H	North Carolina St.	81 73	345	H	New Orleans	87 61
LAST 12 Division I GAMES:															
9	A	Kentucky	60 73	258	H	Ole Miss	84 79								
30	H	Vanderbilt	54 51	345	H	New Orleans	87 61								
11	A	South Carolina	59 66	60	A	FGCU	70 76								
234	H	Mississippi St.	62 42	149	H	McNeese St.	82 75								
69	A	Arkansas	54 63	318	H	Grambling	90 59								
57	A	Florida	72 77	178	H	Louisiana Tech	77 55								

Non-Div I Games:

LSU

■ Loss,
 ■ Non-Conf,
 ■ S Site,
 ■ H Home
 ■ A Away
 N Neutral

Average RPI Win:	221	WON-LOST	WINNING	LAST 10	STRENGTH OF	OPP. STRENGTH	TEAM	ADJ.	CONF.	ADJ CONF.
Average RPI Loss:	94	RECORD	PCT. RANK	GAMES	SCHEDULE	OF SCHEDULE	RPI	RPI	RPI	RPI
DIV. I ONLY	6- 13	274	5- 5	53	140	148	148	8	8	
DIV. I NON-CONF.	4- 10	269	3- 4	45	197	175	175	8	8	
TOTALS	RPI 1-25	RPI 26-50	W-L RECORDS	RPI 51-100	RPI 101-150	RPI 150+				
6- 13	0- 3	0- 1	OVERALL	0- 6	2- 1	4- 2				
2- 6	0- 0	0- 0	HOME	0- 4	0- 1	2- 1				
4- 7	0- 3	0- 1	AWAY	0- 2	2- 0	2- 1				
0- 0	0- 0	0- 0	NEUTRAL	0- 0	0- 0	0- 0				
4- 10	0- 2	0- 1	NON-CONFERENCE	0- 4	1- 1	3- 2				
1- 5	0- 0	0- 0	HOME	0- 3	0- 1	1- 1				
3- 5	0- 2	0- 1	AWAY	0- 1	1- 0	2- 1				
0- 0	0- 0	0- 0	NEUTRAL	0- 0	0- 0	0- 0				
2- 3	0- 1	0- 0	CONFERENCE	0- 2	1- 0	1- 0				
1- 1	0- 0	0- 0	HOME	0- 1	0- 0	1- 0				
1- 2	0- 1	0- 0	AWAY	0- 1	1- 0	0- 0				
0- 0	0- 0	0- 0	NEUTRAL	0- 0	0- 0	0- 0				

RPI 1-25				RPI 26-50				RPI 51-100				RPI 101+ Team's RPI: 148			
RPI	S	Opponent	Score	RPI	S	Opponent	Score	RPI	S	Opponent	Score	RPI	S	Opponent	Score
13	A	Villanova	44 49	39	A	Georgetown	61 69	57	H	Florida	50 74	121	A	Temple	71 55
14	A	North Carolina	55 85					66	A	Rutgers	50 54	132	A	Fairfield	60 50
21	A	Dayton	47 95					81	H	Drexel	53 56	134	H	Northeastern	45 76
								90	A	Richmond	62 67	217	A	Penn	56 65
								98	H	Albany (NY)	36 75	219	A	Central Conn. St.	70 46
								100	H	Butler	42 59	226	A	Lehigh	49 48
												287	H	Loyola Chicago	50 56
												291	H	Rhode Island	72 46
												337	H	Saint Peter's	72 55
LAST 12 Division I GAMES:															
121	A	Temple	71 55	337	H	Saint Peter's	72 55	132	A	Fairfield	60 50				
100	H	Butler	42 59					219	A	Central Conn. St.	70 46				
21	A	Dayton	47 95					57	H	Florida	50 74				
291	H	Rhode Island	72 46					98	H	Albany (NY)	36 75				
90	A	Richmond	62 67					13	A	Villanova	44 49				
66	A	Rutgers	50 54												

Non-Div I Games:

La Salle

■ Loss,
 ■ Non-Conf,
 ■ S Site,
 ■ H Home
 ■ A Away
 N Neutral

La.-Lafayette

Through Games Of Sunday, January 27, 2013

Average RPI Win:	236	WON-LOST	WINNING	LAST 10	STRENGTH OF	OPP. STRENGTH	TEAM	ADJ.	CONF.	ADJ CONF.
Average RPI Loss:	138	RECORD	PCT. RANK	GAMES	SCHEDULE	OF SCHEDULE	RPI	RPI	RPI	RPI
DIV. I ONLY	5- 13	291	2- 8	82	308	238	238	13	13	
DIV. I NON-CONF.	4- 3	138	2- 1	198	345	185	185	13	13	
TOTALS	RPI 1-25	RPI 26-50	W-L RECORDS	RPI 51-100	RPI 101-150	RPI 150+				
5- 13	0- 0	0- 2	OVERALL	0- 3	2- 3	3- 5				
3- 5	0- 0	0- 1	HOME	0- 1	1- 2	2- 1				
2- 8	0- 0	0- 1	AWAY	0- 2	1- 1	1- 4				
0- 0	0- 0	0- 0	NEUTRAL	0- 0	0- 0	0- 0				
4- 3	0- 0	0- 0	NON-CONFERENCE	0- 0	1- 0	3- 3				
2- 1	0- 0	0- 0	HOME	0- 0	0- 0	2- 1				
2- 2	0- 0	0- 0	AWAY	0- 0	1- 0	1- 2				
0- 0	0- 0	0- 0	NEUTRAL	0- 0	0- 0	0- 0				
1- 10	0- 0	0- 2	CONFERENCE	0- 3	1- 3	0- 2				
1- 4	0- 0	0- 1	HOME	0- 1	1- 2	0- 0				
0- 6	0- 0	0- 1	AWAY	0- 2	0- 1	0- 2				
0- 0	0- 0	0- 0	NEUTRAL	0- 0	0- 0	0- 0				

RPI 1-25				RPI 26-50				RPI 51-100				RPI 101+				Team's RPI: 238	
RPI	S	Opponent	Score	RPI	S	Opponent	Score	RPI	S	Opponent	Score	RPI	S	Opponent	Score		
				48	A	Middle Tenn.	36 72	75	A	Western Ky.	64 75	123	H	UALR	56 54		
				48	H	Middle Tenn.	45 72	95	A	FIU	47 63	124	A	Tulane	65 64		
								95	H	FIU	63 64	130	A	Arkansas St.	53 77		
												130	H	Arkansas St.	39 48		
												139	H	South Ala.	43 53		
												173	A	Fla. Atlantic	44 79		
												197	A	Nicholls St.	62 71		
												199	A	North Texas	59 71		
												216	H	UC Riverside	37 55		
												247	A	Neb. Omaha	67 79		
												261	A	Southern U.	71 69		
												325	H	Jackson St.	68 57		
												345	H	New Orleans	68 41		
LAST 12 Division I GAMES:																	
				95	H	FIU	63 64	173	A	Fla. Atlantic	44 79						
				48	A	Middle Tenn.	36 72	123	H	UALR	56 54						
				75	A	Western Ky.	64 75	130	A	Arkansas St.	53 77						
				130	H	Arkansas St.	39 48	124	A	Tulane	65 64						
				139	H	South Ala.	43 53	216	H	UC Riverside	37 55						
				95	A	FIU	47 63	345	H	New Orleans	68 41						

Non-Div I Games: Southern-N.O. 71 49 LSU-Shreveport 83 42

La.-Lafayette

Loss, Non-Conf, S Site, H Home A Away N Neutral

Average RPI Win:	258	WON-LOST	WINNING	LAST 10	STRENGTH OF	OPP. STRENGTH	TEAM	ADJ.	CONF.	ADJ CONF.
Average RPI Loss:	139	RECORD	PCT. RANK	GAMES	SCHEDULE	OF SCHEDULE	RPI	RPI	RPI	RPI
DIV. I ONLY	4- 15	312	2- 8	109	259	265	265	13	13	
DIV. I NON-CONF.	2- 7	300	1- 3	56	321	229	229	13	13	
TOTALS	RPI 1-25	RPI 26-50	W-L RECORDS	RPI 51-100	RPI 101-150	RPI 150+				
4- 15	0- 0	0- 1	OVERALL	0- 2	0- 7	4- 5				
2- 7	0- 0	0- 1	HOME	0- 1	0- 3	2- 2				
2- 8	0- 0	0- 0	AWAY	0- 1	0- 4	2- 3				
0- 0	0- 0	0- 0	NEUTRAL	0- 0	0- 0	0- 0				
2- 7	0- 0	0- 0	NON-CONFERENCE	0- 1	0- 3	2- 3				
1- 3	0- 0	0- 0	HOME	0- 0	0- 2	1- 1				
1- 4	0- 0	0- 0	AWAY	0- 1	0- 1	1- 2				
0- 0	0- 0	0- 0	NEUTRAL	0- 0	0- 0	0- 0				
2- 8	0- 0	0- 1	CONFERENCE	0- 1	0- 4	2- 2				
1- 4	0- 0	0- 1	HOME	0- 1	0- 1	1- 1				
1- 4	0- 0	0- 0	AWAY	0- 0	0- 3	1- 1				
0- 0	0- 0	0- 0	NEUTRAL	0- 0	0- 0	0- 0				

RPI 1-25				RPI 26-50				RPI 51-100				RPI 101+ Team's RPI: 265			
RPI	S	Opponent	Score	RPI	S	Opponent	Score	RPI	S	Opponent	Score	RPI	S	Opponent	Score
				48	H	Middle Tenn.	48 66	75	H	Western Ky.	57 65	118	A	Texas	49 77
								76	A	SMU	56 76	123	A	UALR	54 71
												124	H	Tulane	60 70
												130	A	Arkansas St.	58 71
												137	H	Lamar	50 72
												139	A	South Ala.	51 61
												139	H	South Ala.	45 55
												173	H	Fla. Atlantic	72 82
												177	H	Central Ark.	49 62
												179	H	Southern Miss.	73 55
												197	A	Nicholls St.	60 85
												199	A	North Texas	51 79
												213	A	Tennessee Tech	59 48
												225	A	Stephen F. Austin	55 80
												320	A	Troy	75 69
												320	H	Troy	79 74
LAST 12 Division I GAMES:															
				320	H	Troy	79 74					139	H	South Ala.	45 55
				130	A	Arkansas St.	58 71					173	H	Fla. Atlantic	72 82
				139	A	South Ala.	51 61					177	H	Central Ark.	49 62
				48	H	Middle Tenn.	48 66					76	A	SMU	56 76
				320	A	Troy	75 69					118	A	Texas	49 77
				199	A	North Texas	51 79					179	H	Southern Miss.	73 55

Non-Div I Games:

La.-Monroe

■ Loss,
 ■ Non-Conf, S Site,
 ■ Home
 ■ Away
 N Neutral

Lafayette

Through Games Of Sunday, January 27, 2013

Average RPI Win:	249	WON-LOST	WINNING	LAST 10	STRENGTH OF	OPP. STRENGTH	TEAM	ADJ.	CONF.	ADJ CONF.
Average RPI Loss:	142	RECORD	PCT. RANK	GAMES	SCHEDULE	OF SCHEDULE	RPI	RPI	RPI	RPI
DIV. I ONLY	8- 12	222	5- 5	165	198	230	230	17	17	
DIV. I NON-CONF.	7- 8	177	4- 3	220	149	199	199	20	20	
TOTALS	RPI 1-25	RPI 26-50	W-L RECORDS	RPI 51-100	RPI 101-150	RPI 150+				
8- 12	0- 2	0- 1	OVERALL	1- 1	0- 1	7- 7				
5- 4	0- 1	0- 0	HOME	0- 0	0- 1	5- 2				
2- 7	0- 1	0- 1	AWAY	1- 1	0- 0	1- 4				
1- 1	0- 0	0- 0	NEUTRAL	0- 0	0- 0	1- 1				
7- 8	0- 2	0- 1	NON-CONFERENCE	1- 1	0- 0	6- 4				
4- 2	0- 1	0- 0	HOME	0- 0	0- 0	4- 1				
2- 5	0- 1	0- 1	AWAY	1- 1	0- 0	1- 2				
1- 1	0- 0	0- 0	NEUTRAL	0- 0	0- 0	1- 1				
1- 4	0- 0	0- 0	CONFERENCE	0- 0	0- 1	1- 3				
1- 2	0- 0	0- 0	HOME	0- 0	0- 1	1- 1				
0- 2	0- 0	0- 0	AWAY	0- 0	0- 0	0- 2				
0- 0	0- 0	0- 0	NEUTRAL	0- 0	0- 0	0- 0				

RPI 1-25				RPI 26-50				RPI 51-100				RPI 101+ Team's RPI: 230			
RPI	S	Opponent	Score	RPI	S	Opponent	Score	RPI	S	Opponent	Score	RPI	S	Opponent	Score
7	A	Penn St.	34 75	46	A	Saint Joseph's	43 69	70	A	Ohio St.	41 81	146	H	Bucknell	49 50
13	H	Villanova	34 73					82	A	Fordham	54 50	176	N	Providence	54 66
												183	A	Navy	44 62
												193	H	Pittsburgh	68 65
												195	H	Rider	64 68
												201	H	Army	43 63
												208	A	Holy Cross	55 60
												221	A	Monmouth	43 62
												226	H	Lehigh	68 52
												235	A	Seton Hall	54 60
												266	H	St. Francis Brooklyn	66 63
												267	H	Brown	56 32
												287	H	Loyola Chicago	62 51
												324	N	Wagner	64 45
												343	A	Columbia	49 47
LAST 12 Division I GAMES:															
226	H	Lehigh	68 52	267	H	Brown	56 32								
208	A	Holy Cross	55 60	176	N	Providence	54 66								
146	H	Bucknell	49 50	82	A	Fordham	54 50								
201	H	Army	43 63	266	H	St. Francis Brooklyn	66 63								
183	A	Navy	44 62	70	A	Ohio St.	41 81								
343	A	Columbia	49 47	46	A	Saint Joseph's	43 69								

Non-Div I Games:

Lafayette

Loss, Non-Conf, S Site, H Home A Away N Neutral

Average RPI Win: 270	WON-LOST	WINNING	LAST 10	STRENGTH OF	OPP. STRENGTH	TEAM	ADJ.	CONF.	ADJ CONF.
Average RPI Loss: 107	RECORD	PCT. RANK	GAMES	SCHEDULE	OF SCHEDULE	RPI	RPI	RPI	RPI
DIV. I ONLY	8- 6	132	6- 4	287	193	137	137	21	21
DIV. I NON-CONF.	3- 3	160	1- 2	199	66	92	92	21	21

TOTALS	RPI 1-25	RPI 26-50	W-L RECORDS	RPI 51-100	RPI 101-150	RPI 150+			
8- 6	0- 1	0- 1	OVERALL	0- 0	1- 2	7- 2			
2- 1	0- 0	0- 0	HOME	0- 0	0- 1	2- 0			
6- 5	0- 1	0- 1	AWAY	0- 0	1- 1	5- 2			
0- 0	0- 0	0- 0	NEUTRAL	0- 0	0- 0	0- 0			
3- 3	0- 1	0- 1	NON-CONFERENCE	0- 0	0- 1	3- 0			
0- 0	0- 0	0- 0	HOME	0- 0	0- 0	0- 0			
3- 3	0- 1	0- 1	AWAY	0- 0	0- 1	3- 0			
0- 0	0- 0	0- 0	NEUTRAL	0- 0	0- 0	0- 0			
5- 3	0- 0	0- 0	CONFERENCE	0- 0	1- 1	4- 2			
2- 1	0- 0	0- 0	HOME	0- 0	0- 1	2- 0			
3- 2	0- 0	0- 0	AWAY	0- 0	1- 0	2- 2			
0- 0	0- 0	0- 0	NEUTRAL	0- 0	0- 0	0- 0			

RPI 1-25				RPI 26-50				RPI 51-100				RPI 101+ Team's RPI: 137			
RPI	S	Opponent	Score	RPI	S	Opponent	Score	RPI	S	Opponent	Score	RPI	S	Opponent	Score
2	A	Baylor	34 80	40	A	Texas Tech	52 73					125	H	Sam Houston St.	57 59
												128	A	Rice	56 62
												149	A	McNeese St.	57 53
												171	A	Oral Roberts	48 77
												177	A	Central Ark.	62 67
												225	A	Stephen F. Austin	65 50
												258	A	Ole Miss	85 71
												265	A	La.-Monroe	72 50
												286	A	Northwestern St.	71 68
												300	H	Southeastern La.	58 49
												333	H	A&M-Corpus Christi	44 37
												344	A	Houston Baptist	68 52
LAST 12 Division I GAMES:															
177	A	Central Ark.	62 67	286	A	Northwestern St.	71 68								
171	A	Oral Roberts	48 77	225	A	Stephen F. Austin	65 50								
149	A	McNeese St.	57 53	128	A	Rice	56 62								
333	H	A&M-Corpus Christi	44 37	344	A	Houston Baptist	68 52								
125	H	Sam Houston St.	57 59	40	A	Texas Tech	52 73								
300	H	Southeastern La.	58 49	265	A	La.-Monroe	72 50								

Non-Div I Games: Our Lady Of The Lak89 66 Northwood (TX) 64 19 Texas-Tyler 87 42 Centenary (LA) 88 30
Lamar

Loss, Non-Conf, S Site, H Home A Away N Neutral

Average RPI Win:	267	WON-LOST	WINNING	LAST 10	STRENGTH OF	OPP. STRENGTH	TEAM	ADJ.	CONF.	ADJ CONF.
Average RPI Loss:	130	RECORD	PCT. RANK	GAMES	SCHEDULE	OF SCHEDULE	RPI	RPI	RPI	RPI
DIV. I ONLY	10- 10	163	6- 4	266	195	226	226	17	17	
DIV. I NON-CONF.	8- 7	158	5- 2	278	219	218	218	20	20	
TOTALS	RPI 1-25	RPI 26-50	W-L RECORDS	RPI 51-100	RPI 101-150	RPI 150+				
10- 10	0- 2	0- 0	OVERALL	0- 1	1- 4	9- 3				
4- 6	0- 0	0- 0	HOME	0- 1	1- 4	3- 1				
5- 4	0- 2	0- 0	AWAY	0- 0	0- 0	5- 2				
1- 0	0- 0	0- 0	NEUTRAL	0- 0	0- 0	1- 0				
8- 7	0- 2	0- 0	NON-CONFERENCE	0- 1	1- 2	7- 2				
4- 4	0- 0	0- 0	HOME	0- 1	1- 2	3- 1				
3- 3	0- 2	0- 0	AWAY	0- 0	0- 0	3- 1				
1- 0	0- 0	0- 0	NEUTRAL	0- 0	0- 0	1- 0				
2- 3	0- 0	0- 0	CONFERENCE	0- 0	0- 2	2- 1				
0- 2	0- 0	0- 0	HOME	0- 0	0- 2	0- 0				
2- 1	0- 0	0- 0	AWAY	0- 0	0- 0	2- 1				
0- 0	0- 0	0- 0	NEUTRAL	0- 0	0- 0	0- 0				

RPI S	Opponent	Score	RPI S	Opponent	Score	RPI S	Opponent	Score	RPI S	Opponent	Score	Team's RPI: 226
4	A California	48 80				65	H Boston U.	44 72	119	H American	56 62	
13	A Villanova	49 66							131	H Sacred Heart	63 73	
									132	H Fairfield	47 42	
									146	H Bucknell	37 53	
									148	H La Salle	48 49	
									208	A Holy Cross	67 65	
									214	A Mt. St. Mary's	66 57	
									221	H Monmouth	50 55	
									224	A Loyola Maryland	48 60	
									230	A Lafayette	52 68	
									245	H Niagara	72 49	
									252	A Colgate	70 62	
									296	A NJIT	46 45	
									314	H Binghamton	67 37	
									324	N Wagner	78 53	
									337	A Saint Peter's	62 60	
									343	H Columbia	58 33	
LAST 12 Division I GAMES:												
230	A Lafayette	52 68	296	A NJIT	46 45							
146	H Bucknell	37 53	214	A Mt. St. Mary's	66 57							
252	A Colgate	70 62	65	H Boston U.	44 72							
119	H American	56 62	314	H Binghamton	67 37							
208	A Holy Cross	67 65	131	H Sacred Heart	63 73							
343	H Columbia	58 33	245	H Niagara	72 49							

Non-Div I Games:

Lehigh

■ Loss,
 ■ Non-Conf,
 S Site,
 ■ Home
 ■ Away
 N Neutral

Average RPI Win:	243	WON-LOST	WINNING	LAST 10	STRENGTH OF	OPP. STRENGTH	TEAM	ADJ.	CONF.	ADJ CONF.
Average RPI Loss:	85	RECORD	PCT. RANK	GAMES	SCHEDULE	OF SCHEDULE	RPI	RPI	RPI	RPI
DIV. I ONLY	13- 6	72	7- 2	171	214	107	107	29	29	
DIV. I NON-CONF.	6- 4	124	1- 1	120	76	88	88	29	29	
TOTALS	RPI 1-25	RPI 26-50	W-L RECORDS	RPI 51-100	RPI 101-150	RPI 150+				
13- 6	0- 2	0- 1	OVERALL	1- 0	1- 1	11- 2				
7- 3	0- 0	0- 0	HOME	0- 0	1- 1	6- 2				
6- 3	0- 2	0- 1	AWAY	1- 0	0- 0	5- 0				
0- 0	0- 0	0- 0	NEUTRAL	0- 0	0- 0	0- 0				
6- 4	0- 2	0- 1	NON-CONFERENCE	1- 0	1- 0	4- 1				
4- 1	0- 0	0- 0	HOME	0- 0	1- 0	3- 1				
2- 3	0- 2	0- 1	AWAY	1- 0	0- 0	1- 0				
0- 0	0- 0	0- 0	NEUTRAL	0- 0	0- 0	0- 0				
7- 2	0- 0	0- 0	CONFERENCE	0- 0	0- 1	7- 1				
3- 2	0- 0	0- 0	HOME	0- 0	0- 1	3- 1				
4- 0	0- 0	0- 0	AWAY	0- 0	0- 0	4- 0				
0- 0	0- 0	0- 0	NEUTRAL	0- 0	0- 0	0- 0				

RPI 1-25				RPI 26-50				RPI 51-100				RPI 101+ Team's RPI: 107			
RPI	S	Opponent	Score	RPI	S	Opponent	Score	RPI	S	Opponent	Score	RPI	S	Opponent	Score
2	A	Baylor	60 92	37	A	Duquesne	46 63	87	A	James Madison	60 48	131	H	Sacred Heart	68 63
12	A	Texas A&M	55 70									138	H	High Point	63 71
												152	H	Presbyterian	49 51
												167	H	N.C. A&T	56 60
												181	A	Winthrop	90 57
												185	H	Longwood	91 58
												198	H	Campbell	65 58
												218	A	Radford	67 65
												242	A	VCU	76 63
												290	H	UNC Wilmington	84 34
												310	A	Coastal Caro.	76 48
												318	H	Grambling	81 50
												329	H	UNC Greensboro	76 56
												331	A	Charleston So.	92 33
												340	H	UNC Asheville	75 49
LAST 12 Division I GAMES:															
185	H	Longwood	91 58	152	H	Presbyterian	49 51								
198	H	Campbell	65 58	181	A	Winthrop	90 57								
138	H	High Point	63 71	242	A	VCU	76 63								
310	A	Coastal Caro.	76 48	167	H	N.C. A&T	56 60								
331	A	Charleston So.	92 33	290	H	UNC Wilmington	84 34								
340	H	UNC Asheville	75 49	87	A	James Madison	60 48								

Non-Div I Games: Virginia Union 95 39 Bluefield St. 82 46

Liberty

Loss, Non-Conf, S Site, H Home A Away N Neutral

Average RPI Win: 308	WON-LOST	WINNING	LAST 10	STRENGTH OF	OPP. STRENGTH	TEAM	ADJ.	CONF.	ADJ CONF.
Average RPI Loss: 182	RECORD	PCT. RANK	GAMES	SCHEDULE	OF SCHEDULE	RPI	RPI	RPI	RPI
DIV. I ONLY	2- 16	331	1- 9	210	263	328	328	28	28
DIV. I NON-CONF.	1- 10	324	1- 4	236	246	330	330	28	28
TOTALS	RPI 1-25	RPI 26-50	W-L RECORDS	RPI 51-100	RPI 101-150	RPI 150+			
2- 16	0- 1	0- 2	OVERALL	0- 1	0- 2	2- 10			
2- 5	0- 0	0- 1	HOME	0- 0	0- 1	2- 3			
0- 11	0- 1	0- 1	AWAY	0- 1	0- 1	0- 7			
0- 0	0- 0	0- 0	NEUTRAL	0- 0	0- 0	0- 0			
1- 10	0- 1	0- 2	NON-CONFERENCE	0- 0	0- 0	1- 7			
1- 3	0- 0	0- 1	HOME	0- 0	0- 0	1- 2			
0- 7	0- 1	0- 1	AWAY	0- 0	0- 0	0- 5			
0- 0	0- 0	0- 0	NEUTRAL	0- 0	0- 0	0- 0			
1- 6	0- 0	0- 0	CONFERENCE	0- 1	0- 2	1- 3			
1- 2	0- 0	0- 0	HOME	0- 0	0- 1	1- 1			
0- 4	0- 0	0- 0	AWAY	0- 1	0- 1	0- 2			
0- 0	0- 0	0- 0	NEUTRAL	0- 0	0- 0	0- 0			

RPI 1-25				RPI 26-50				RPI 51-100				RPI 101+ Team's RPI: 328			
RPI	S	Opponent	Score	RPI	S	Opponent	Score	RPI	S	Opponent	Score	RPI	S	Opponent	Score
22	A	Georgia	42 93	30	H	Vanderbilt	45 62	60	A	FGCU	37 67	106	A	Stetson	51 92
				40	A	Texas Tech	41 61					150	H	Mercer	70 74
												163	H	Belmont	54 70
												203	A	Murray St.	55 63
												212	H	Tennessee St.	60 69
												227	H	East Tenn. St.	74 80
												246	A	Northern Ky.	33 66
												257	A	North Florida	64 77
												258	A	Ole Miss	46 68
												277	H	USC Upstate	57 56
												306	A	Austin Peay	42 69
												307	A	Jacksonville	45 58
												317	A	Gardner-Webb	40 64
												338	H	Jacksonville St.	67 54
LAST 12 Division I GAMES:															
150	H	Mercer	70 74	307	A	Jacksonville	45 58								
60	A	FGCU	37 67	257	A	North Florida	64 77								
106	A	Stetson	51 92	306	A	Austin Peay	42 69								
246	A	Northern Ky.	33 66	212	H	Tennessee St.	60 69								
277	H	USC Upstate	57 56	22	A	Georgia	42 93								
227	H	East Tenn. St.	74 80	338	H	Jacksonville St.	67 54								

Non-Div I Games:

Lipscomb

Average RPI Win:	194	WON-LOST	WINNING	LAST 10	STRENGTH OF	OPP. STRENGTH	TEAM	ADJ.	CONF.	ADJ CONF.
Average RPI Loss:	132	RECORD	PCT. RANK	GAMES	SCHEDULE	OF SCHEDULE	RPI	RPI	RPI	RPI
DIV. I ONLY	11- 8	123	7- 3	158	148	153	153	11	11	
DIV. I NON-CONF.	7- 5	131	3- 2	125	185	133	133	10	10	
TOTALS	RPI 1-25	RPI 26-50	W-L RECORDS	RPI 51-100	RPI 101-150	RPI 150+				
11- 8	0- 1	0- 0	OVERALL	1- 2	5- 1	5- 4				
10- 3	0- 0	0- 0	HOME	1- 0	5- 1	4- 2				
1- 5	0- 1	0- 0	AWAY	0- 2	0- 0	1- 2				
0- 0	0- 0	0- 0	NEUTRAL	0- 0	0- 0	0- 0				
7- 5	0- 1	0- 0	NON-CONFERENCE	1- 1	3- 1	3- 2				
6- 2	0- 0	0- 0	HOME	1- 0	3- 1	2- 1				
1- 3	0- 1	0- 0	AWAY	0- 1	0- 0	1- 1				
0- 0	0- 0	0- 0	NEUTRAL	0- 0	0- 0	0- 0				
4- 3	0- 0	0- 0	CONFERENCE	0- 1	2- 0	2- 2				
4- 1	0- 0	0- 0	HOME	0- 0	2- 0	2- 1				
0- 2	0- 0	0- 0	AWAY	0- 1	0- 0	0- 1				
0- 0	0- 0	0- 0	NEUTRAL	0- 0	0- 0	0- 0				

RPI 1-25				RPI 26-50				RPI 51-100				RPI 101+ Team's RPI: 153			
RPI	S	Opponent	Score	RPI	S	Opponent	Score	RPI	S	Opponent	Score	RPI	S	Opponent	Score
1	A	Stanford	41 77					62	H	Washington	71 62	104	H	Arizona	71 61
								71	A	Cal St. Northridge	52 73	105	H	Cal Poly	62 52
								91	A	San Diego	49 67	112	H	Santa Clara	67 68
												125	H	Sam Houston St.	50 49
												136	H	UC Santa Barbara	52 45
												145	H	Sacramento St.	74 71
												174	A	Hawaii	57 65
												192	H	Iona	58 60
												202	A	Loyola Marymount	52 58
												216	H	UC Riverside	49 50
												240	H	Canisius	72 67
												271	H	Cal St. Fullerton	45 39
												288	H	UC Irvine	71 61
												311	A	Utah Valley	77 69
												343	H	Columbia	79 50
LAST 12 Division I GAMES:															
288	H	UC Irvine	71 61	105	H	Cal Poly	62 52								
271	H	Cal St. Fullerton	45 39	343	H	Columbia	79 50								
216	H	UC Riverside	49 50	125	H	Sam Houston St.	50 49								
174	A	Hawaii	57 65	240	H	Canisius	72 67								
71	A	Cal St. Northridge	52 73	91	A	San Diego	49 67								
136	H	UC Santa Barbara	52 45	112	H	Santa Clara	67 68								

Non-Div I Games:

Long Beach St.

Average RPI Win:	261	WON-LOST	WINNING	LAST 10	STRENGTH OF	OPP. STRENGTH	TEAM	ADJ.	CONF.	ADJ CONF.
Average RPI Loss:	141	RECORD	PCT. RANK	GAMES	SCHEDULE	OF SCHEDULE	RPI	RPI	RPI	RPI
DIV. I ONLY	9- 11	192	6- 4	194	291	185	185	29	29	
DIV. I NON-CONF.	2- 8	303	1- 2	245	119	284	284	29	29	
TOTALS	RPI 1-25	RPI 26-50	W-L RECORDS	RPI 51-100	RPI 101-150	RPI 150+				
9- 11	0- 0	0- 0	OVERALL	0- 3	1- 4	8- 4				
5- 1	0- 0	0- 0	HOME	0- 0	0- 0	5- 1				
4- 10	0- 0	0- 0	AWAY	0- 3	1- 4	3- 3				
0- 0	0- 0	0- 0	NEUTRAL	0- 0	0- 0	0- 0				
2- 8	0- 0	0- 0	NON-CONFERENCE	0- 3	1- 2	1- 3				
1- 1	0- 0	0- 0	HOME	0- 0	0- 0	1- 1				
1- 7	0- 0	0- 0	AWAY	0- 3	1- 2	0- 2				
0- 0	0- 0	0- 0	NEUTRAL	0- 0	0- 0	0- 0				
7- 3	0- 0	0- 0	CONFERENCE	0- 0	0- 2	7- 1				
4- 0	0- 0	0- 0	HOME	0- 0	0- 0	4- 0				
3- 3	0- 0	0- 0	AWAY	0- 0	0- 2	3- 1				
0- 0	0- 0	0- 0	NEUTRAL	0- 0	0- 0	0- 0				

RPI 1-25				RPI 26-50				RPI 51-100				RPI 101+ Team's RPI: 185			
RPI	S	Opponent	Score	RPI	S	Opponent	Score	RPI	S	Opponent	Score	RPI	S	Opponent	Score
								83	A	Arizona St.	50 62	102	A	Virginia Tech	58 73
								90	A	Richmond	61 71	104	A	Arizona	68 86
								97	A	North Carolina St.	49 102	107	A	Liberty	58 91
												138	A	High Point	66 83
												146	A	Bucknell	60 52
												152	A	Presbyterian	62 71
												181	H	Winthrop	79 74
												193	A	Pittsburgh	60 86
												198	H	Campbell	77 75
												203	H	Murray St.	68 76
												218	A	Radford	57 49
												278	A	Coppin St.	67 75
												310	H	Coastal Caro.	77 63
												317	A	Gardner-Webb	70 62
												317	H	Gardner-Webb	87 75
												331	A	Charleston So.	67 52
												332	H	Air Force	68 63
LAST 12 Division I GAMES:															
				107	A	Liberty	58 91					181	H	Winthrop	79 74
				138	A	High Point	66 83					317	H	Gardner-Webb	87 75
				310	H	Coastal Caro.	77 63					218	A	Radford	57 49
				198	H	Campbell	77 75					83	A	Arizona St.	50 62
				331	A	Charleston So.	67 52					104	A	Arizona	68 86
				152	A	Presbyterian	62 71					146	A	Bucknell	60 52

Non-Div I Games:

Longwood

■ Loss,
 ■ Non-Conf,
 ■ S Site,
 ■ H Home
 ■ A Away
 N Neutral

Average RPI Win:	221	WON-LOST	WINNING	LAST 10	STRENGTH OF	OPP. STRENGTH	TEAM	ADJ.	CONF.	ADJ CONF.
Average RPI Loss:	135	RECORD	PCT. RANK	GAMES	SCHEDULE	OF SCHEDULE	RPI	RPI	RPI	RPI
DIV. I ONLY	9- 10	173	5- 5	137	173	178	178	25	25	
DIV. I NON-CONF.	4- 6	219	2- 1	39	77	153	153	24	24	
TOTALS	RPI 1-25	RPI 26-50	W-L RECORDS	RPI 51-100	RPI 101-150	RPI 150+				
9- 10	0- 2	0- 0	OVERALL	0- 2	1- 1	8- 5				
7- 3	0- 1	0- 0	HOME	0- 0	1- 0	6- 2				
2- 6	0- 1	0- 0	AWAY	0- 1	0- 1	2- 3				
0- 1	0- 0	0- 0	NEUTRAL	0- 1	0- 0	0- 0				
4- 6	0- 2	0- 0	NON-CONFERENCE	0- 2	1- 1	3- 1				
4- 1	0- 1	0- 0	HOME	0- 0	1- 0	3- 0				
0- 4	0- 1	0- 0	AWAY	0- 1	0- 1	0- 1				
0- 1	0- 0	0- 0	NEUTRAL	0- 1	0- 0	0- 0				
5- 4	0- 0	0- 0	CONFERENCE	0- 0	0- 0	5- 4				
3- 2	0- 0	0- 0	HOME	0- 0	0- 0	3- 2				
2- 2	0- 0	0- 0	AWAY	0- 0	0- 0	2- 2				
0- 0	0- 0	0- 0	NEUTRAL	0- 0	0- 0	0- 0				

RPI 1-25				RPI 26-50				RPI 51-100				RPI 101+ Team's RPI: 178			
RPI	S	Opponent	Score	RPI	S	Opponent	Score	RPI	S	Opponent	Score	RPI	S	Opponent	Score
11	H	South Carolina	58 82					64	A	LSU	55 77	124	A	Tulane	59 66
12	A	Texas A&M	26 77					66	N	Rutgers	46 73	149	H	McNeese St.	52 50
												160	A	Idaho	67 58
												171	H	Oral Roberts	61 59
												172	A	Seattle	47 64
												177	H	Central Ark.	65 63
												190	H	Utah St.	75 76
												223	A	New Mexico St.	67 71
												231	A	Denver	82 77
												234	A	Mississippi St.	55 57
												256	H	UTSA	50 51
												258	H	Ole Miss	57 54
												263	H	San Jose St.	94 80
												281	H	Texas St.	71 58
												302	H	Texas-Arlington	65 58
LAST 12 Division I GAMES:															
190	H	Utah St.	75 76	302	H	Texas-Arlington	65 58								
263	H	San Jose St.	94 80	223	A	New Mexico St.	67 71								
172	A	Seattle	47 64	231	A	Denver	82 77								
160	A	Idaho	67 58	64	A	LSU	55 77								
256	H	UTSA	50 51	171	H	Oral Roberts	61 59								
281	H	Texas St.	71 58	149	H	McNeese St.	52 50								

Non-Div I Games:

Louisiana Tech

■ Loss,
 ■ Non-Conf,
 ■ S Site,
 ■ H Home
 ■ A Away
 N Neutral

Louisville

Through Games Of Sunday, January 27, 2013

Average RPI Win:	160	WON-LOST	WINNING	LAST 10	STRENGTH OF	OPP. STRENGTH	TEAM	ADJ.	CONF.	ADJ CONF.
Average RPI Loss:	16	RECORD	PCT. RANK	GAMES	SCHEDULE	OF SCHEDULE	RPI	RPI	RPI	RPI
DIV. I ONLY	17- 4	29	8- 2	100	16	34	34	5	5	
DIV. I NON-CONF.	12- 2	22	4- 1	155	45	45	45	4	4	
TOTALS	RPI 1-25	RPI 26-50	W-L RECORDS	RPI 51-100	RPI 101-150	RPI 150+				
17- 4	1- 3	0- 1	OVERALL	4- 0	1- 0	11- 0				
10- 1	1- 1	0- 0	HOME	2- 0	0- 0	7- 0				
4- 3	0- 2	0- 1	AWAY	1- 0	1- 0	2- 0				
3- 0	0- 0	0- 0	NEUTRAL	1- 0	0- 0	2- 0				
12- 2	1- 1	0- 1	NON-CONFERENCE	1- 0	1- 0	9- 0				
7- 1	1- 1	0- 0	HOME	0- 0	0- 0	6- 0				
2- 1	0- 0	0- 1	AWAY	0- 0	1- 0	1- 0				
3- 0	0- 0	0- 0	NEUTRAL	1- 0	0- 0	2- 0				
5- 2	0- 2	0- 0	CONFERENCE	3- 0	0- 0	2- 0				
3- 0	0- 0	0- 0	HOME	2- 0	0- 0	1- 0				
2- 2	0- 2	0- 0	AWAY	1- 0	0- 0	1- 0				
0- 0	0- 0	0- 0	NEUTRAL	0- 0	0- 0	0- 0				

RPI	S	Opponent	Score	RPI	S	Opponent	Score	Team's RPI: 34	RPI	S	Opponent	Score	RPI	S	Opponent	Score
3	A	Connecticut	58 72	26	A	Colorado	66 70		53	N	Gonzaga	55 42	143	A	UT Martin	79 61
9	H	Kentucky	47 48						58	A	Marquette	64 63	151	N	UCF	94 73
12	H	Texas A&M	47 45						61	H	St. John's (NY)	57 54	168	H	Washington St.	75 39
24	A	DePaul	80 86						66	H	Rutgers	66 57	176	A	Providence	70 62
													184	H	Cincinnati	72 33
													196	H	Portland	95 48
													200	N	Oregon St.	61 43
													205	H	Eastern Ky.	76 42
													211	H	Valparaiso	96 40
													212	H	Tennessee St.	88 25
													306	A	Austin Peay	90 52
													324	H	Wagner	106 32
LAST 12 Division I GAMES:																
61	H	St. John's (NY)	57 54	24	A	DePaul	80 86		212	H	Tennessee St.	88 25				
58	A	Marquette	64 63						324	H	Wagner	106 32				
184	H	Cincinnati	72 33						168	H	Washington St.	75 39				
3	A	Connecticut	58 72						26	A	Colorado	66 70				
176	A	Providence	70 62						211	H	Valparaiso	96 40				
66	H	Rutgers	66 57													

Non-Div I Games:

Louisville

■ Loss,
■ Non-Conf, S Site,
■ Home
■ Away
N Neutral

Loyola Chicago

Through Games Of Sunday, January 27, 2013

Average RPI Win:	242	WON-LOST	WINNING	LAST 10	STRENGTH OF	OPP. STRENGTH	TEAM	ADJ.	CONF.	ADJ CONF.
Average RPI Loss:	162	RECORD	PCT. RANK	GAMES	SCHEDULE	OF SCHEDULE	RPI	RPI	RPI	RPI
DIV. I ONLY	6- 12	261	3- 7	311	139	287	287	12	12	
DIV. I NON-CONF.	5- 8	222	2- 5	310	141	277	277	12	12	
TOTALS	RPI 1-25	RPI 26-50	W-L RECORDS	RPI 51-100	RPI 101-150	RPI 150+				
6- 12	0- 1	0- 0	OVERALL	0- 3	1- 2	5- 6				
3- 5	0- 1	0- 0	HOME	0- 0	0- 1	3- 3				
3- 7	0- 0	0- 0	AWAY	0- 3	1- 1	2- 3				
0- 0	0- 0	0- 0	NEUTRAL	0- 0	0- 0	0- 0				
5- 8	0- 1	0- 0	NON-CONFERENCE	0- 2	1- 0	4- 5				
3- 3	0- 1	0- 0	HOME	0- 0	0- 0	3- 2				
2- 5	0- 0	0- 0	AWAY	0- 2	1- 0	1- 3				
0- 0	0- 0	0- 0	NEUTRAL	0- 0	0- 0	0- 0				
1- 4	0- 0	0- 0	CONFERENCE	0- 1	0- 2	1- 1				
0- 2	0- 0	0- 0	HOME	0- 0	0- 1	0- 1				
1- 2	0- 0	0- 0	AWAY	0- 1	0- 1	1- 0				
0- 0	0- 0	0- 0	NEUTRAL	0- 0	0- 0	0- 0				

RPI 1-25				RPI 26-50				RPI 51-100				RPI 101+ Team's RPI: 287			
RPI	S	Opponent	Score	RPI	S	Opponent	Score	RPI	S	Opponent	Score	RPI	S	Opponent	Score
24	H	DePaul	69 87					58	A	Marquette	61 77	116	A	Detroit	66 76
								72	A	Youngstown St.	38 75	144	H	Wright St.	56 67
								99	A	Northwestern	53 80	148	A	La Salle	56 50
												155	H	Eastern Ill.	69 72
												209	A	Eastern Mich.	64 54
												211	A	Valparaiso	52 44
												230	A	Lafayette	51 62
												232	H	Western Ill.	61 65
												246	H	Northern Ky.	77 65
												247	A	Neb. Omaha	58 65
												279	A	Northern Ill.	63 67
												289	H	Ill.-Chicago	62 73
												294	H	Southern Ill.	82 73
												341	H	Chicago St.	81 43
LAST 12 Division I GAMES:															
72	A	Youngstown St.	38 75	155	H	Eastern Ill.	69 72								
116	A	Detroit	66 76	58	A	Marquette	61 77								
144	H	Wright St.	56 67	341	H	Chicago St.	81 43								
211	A	Valparaiso	52 44	24	H	DePaul	69 87								
289	H	Ill.-Chicago	62 73	247	A	Neb. Omaha	58 65								
209	A	Eastern Mich.	64 54	232	H	Western Ill.	61 65								

Non-Div I Games:

Loyola Chicago

■ Loss,
■ Non-Conf, S Site,
■ Home
■ Away
N Neutral

Loyola Maryland

Through Games Of Sunday, January 27, 2013

Average RPI Win:	240	WON-LOST	WINNING	LAST 10	STRENGTH OF	OPP. STRENGTH	TEAM	ADJ.	CONF.	ADJ CONF.
Average RPI Loss:	154	RECORD	PCT. RANK	GAMES	SCHEDULE	OF SCHEDULE	RPI	RPI	RPI	RPI
DIV. I ONLY	7- 12	241	3- 7	139	273	224	224	24	24	
DIV. I NON-CONF.	5- 6	187	2- 2	47	285	105	105	22	22	
TOTALS	RPI 1-25	RPI 26-50	W-L RECORDS	RPI 51-100	RPI 101-150	RPI 150+				
7- 12	0- 1	0- 2	OVERALL	0- 1	1- 2	6- 6				
5- 3	0- 1	0- 0	HOME	0- 0	1- 0	4- 2				
2- 9	0- 0	0- 2	AWAY	0- 1	0- 2	2- 4				
0- 0	0- 0	0- 0	NEUTRAL	0- 0	0- 0	0- 0				
5- 6	0- 1	0- 1	NON-CONFERENCE	0- 1	1- 1	4- 2				
3- 1	0- 1	0- 0	HOME	0- 0	1- 0	2- 0				
2- 5	0- 0	0- 1	AWAY	0- 1	0- 1	2- 2				
0- 0	0- 0	0- 0	NEUTRAL	0- 0	0- 0	0- 0				
2- 6	0- 0	0- 1	CONFERENCE	0- 0	0- 1	2- 4				
2- 2	0- 0	0- 0	HOME	0- 0	0- 0	2- 2				
0- 4	0- 0	0- 1	AWAY	0- 0	0- 1	0- 2				
0- 0	0- 0	0- 0	NEUTRAL	0- 0	0- 0	0- 0				

RPI 1-25				RPI 26-50				RPI 51-100				RPI 101+ Team's RPI: 224			
RPI	S	Opponent	Score	RPI	S	Opponent	Score	RPI	S	Opponent	Score	RPI	S	Opponent	Score
8	H	Maryland	45 88	33	A	Syracuse	48 83	89	A	Hartford	50 64	119	H	American	55 53
				44	A	Marist	38 67					127	A	Howard	37 40
												132	A	Fairfield	54 64
												183	A	Navy	60 71
												192	H	Iona	64 43
												193	A	Pittsburgh	47 57
												195	H	Rider	74 81
												201	A	Army	53 47
												226	H	Lehigh	60 48
												240	H	Canisius	46 60
												280	A	Siena	52 62
												299	H	Towson	52 44
												308	A	UMBC	68 55
												322	A	Manhattan	50 62
												337	H	Saint Peter's	56 47
LAST 12 Division I GAMES:															
192	H	Iona	64 43	337	H	Saint Peter's	56 47								
240	H	Canisius	46 60	132	A	Fairfield	54 64								
280	A	Siena	52 62	201	A	Army	53 47								
322	A	Manhattan	50 62	33	A	Syracuse	48 83								
195	H	Rider	74 81	193	A	Pittsburgh	47 57								
44	A	Marist	38 67	226	H	Lehigh	60 48								

Non-Div I Games:

Loyola Maryland

Loss, Non-Conf, S Site, H Home A Away N Neutral

Average RPI Win:	211	WON-LOST	WINNING	LAST 10	STRENGTH OF	OPP. STRENGTH	TEAM	ADJ.	CONF.	ADJ CONF.
Average RPI Loss:	96	RECORD	PCT. RANK	GAMES	SCHEDULE	OF SCHEDULE	RPI	RPI	RPI	RPI
DIV. I ONLY	8- 12	222	3- 7	108	94	202	202	7	7	
DIV. I NON-CONF.	6- 7	182	1- 4	107	108	156	156	7	7	
TOTALS	RPI 1-25	RPI 26-50	W-L RECORDS	RPI 51-100	RPI 101-150	RPI 150+				
8- 12	0- 1	0- 2	OVERALL	0- 4	0- 3	8- 2				
7- 3	0- 0	0- 1	HOME	0- 0	0- 1	7- 1				
0- 8	0- 1	0- 0	AWAY	0- 4	0- 2	0- 1				
1- 1	0- 0	0- 1	NEUTRAL	0- 0	0- 0	1- 0				
6- 7	0- 1	0- 1	NON-CONFERENCE	0- 2	0- 2	6- 1				
5- 1	0- 0	0- 0	HOME	0- 0	0- 1	5- 0				
0- 5	0- 1	0- 0	AWAY	0- 2	0- 1	0- 1				
1- 1	0- 0	0- 1	NEUTRAL	0- 0	0- 0	1- 0				
2- 5	0- 0	0- 1	CONFERENCE	0- 2	0- 1	2- 1				
2- 2	0- 0	0- 1	HOME	0- 0	0- 0	2- 1				
0- 3	0- 0	0- 0	AWAY	0- 2	0- 1	0- 0				
0- 0	0- 0	0- 0	NEUTRAL	0- 0	0- 0	0- 0				

RPI 1-25				RPI 26-50				RPI 51-100				RPI 101+ Team's RPI: 202			
RPI	S	Opponent	Score	RPI	S	Opponent	Score	RPI	S	Opponent	Score	RPI	S	Opponent	Score
15	A	UCLA	66 86	28	N	Iowa St.	33 55	52	A	UTEP	51 79	105	A	Cal Poly	71 84
				35	H	St. Mary's (CA)	77 84	63	A	Wyoming	68 84	112	A	Santa Clara	54 58
								91	A	San Diego	78 88	136	H	UC Santa Barbara	69 76
								92	A	BYU	53 72	153	H	Long Beach St.	58 52
												164	H	San Francisco	65 50
												190	H	Utah St.	98 81
												196	H	Portland	59 63
												200	H	Oregon St.	73 62
												207	H	Pepperdine	65 47
												223	A	New Mexico St.	76 77
												237	N	Tulsa	75 74
												268	H	Colorado St.	69 52
												271	H	Cal St. Fullerton	85 73
LAST 12 Division I GAMES:															
				92	A	BYU	53 72	207	H	Pepperdine	65 47				
				196	H	Portland	59 63	63	A	Wyoming	68 84				
				164	H	San Francisco	65 50	105	A	Cal Poly	71 84				
				91	A	San Diego	78 88	200	H	Oregon St.	73 62				
				112	A	Santa Clara	54 58	136	H	UC Santa Barbara	69 76				
				35	H	St. Mary's (CA)	77 84	15	A	UCLA	66 86				

Non-Div I Games:

Loyola Marymount

■ Loss,
 ■ Non-Conf,
 ■ S Site,
 ■ H Home
 ■ A Away
 N Neutral

Average RPI Win: 252	WON-LOST	WINNING	LAST 10	STRENGTH OF	OPP. STRENGTH	TEAM	ADJ.	CONF.	ADJ CONF.
Average RPI Loss: 190	RECORD	PCT. RANK	GAMES	SCHEDULE	OF SCHEDULE	RPI	RPI	RPI	RPI
DIV. I ONLY	2- 18	336	1- 9	207	279	326	326	22	22
DIV. I NON-CONF.	1- 12	331	0- 5	243	272	326	326	25	25
TOTALS	RPI 1-25	RPI 26-50	W-L RECORDS	RPI 51-100	RPI 101-150	RPI 150+			
2- 18	0- 0	0- 1	OVERALL	0- 7	0- 0	2- 10			
1- 5	0- 0	0- 1	HOME	0- 2	0- 0	1- 2			
0- 10	0- 0	0- 0	AWAY	0- 2	0- 0	0- 0			
1- 3	0- 0	0- 0	NEUTRAL	0- 1	0- 0	1- 2			
1- 12	0- 0	0- 1	NON-CONFERENCE	0- 4	0- 0	1- 7			
0- 2	0- 0	0- 1	HOME	0- 0	0- 0	0- 1			
0- 7	0- 0	0- 0	AWAY	0- 3	0- 0	0- 4			
1- 3	0- 0	0- 0	NEUTRAL	0- 1	0- 0	1- 2			
1- 6	0- 0	0- 0	CONFERENCE	0- 3	0- 0	1- 3			
1- 3	0- 0	0- 0	HOME	0- 2	0- 0	1- 1			
0- 3	0- 0	0- 0	AWAY	0- 1	0- 0	0- 2			
0- 0	0- 0	0- 0	NEUTRAL	0- 0	0- 0	0- 0			

RPI S	Opponent	Score	RPI S	Opponent	Score	RPI S	Opponent	Score	RPI S	Opponent	Score	Team's RPI: 326
33	H Syracuse	44 68	56	A Minnesota	60 77	222	H Stony Brook	67 51				
			60	A FGCU	49 79	242	A VCU	47 82				
			65	H Boston U.	54 85	242	H VCU	58 74				
			77	N Auburn	41 71	272	A Vermont	53 61				
			87	A James Madison	34 88	280	A Siena	50 53				
			89	H Hartford	37 52	282	N UNLV	74 67				
			98	A Albany (NY)	39 71	291	N Rhode Island	38 51				
						299	A Towson	64 69				
						305	N Wofford	76 79				
						308	A UMBC	50 54				
						309	A Bryant	40 44				
						314	H Binghamton	65 67				
LAST 12 Division I GAMES:												
222	H Stony Brook	67 51	308	A UMBC	50 54							
272	A Vermont	53 61	242	A VCU	47 82							
314	H Binghamton	65 67	299	A Towson	64 69							
65	H Boston U.	54 85	87	A James Madison	34 88							
98	A Albany (NY)	39 71	309	A Bryant	40 44							
89	H Hartford	37 52	291	N Rhode Island	38 51							

Non-Div I Games:

Maine

■ Loss,
 ■ Non-Conf,
 S Site,
 ■ Home
 ■ Away
 N Neutral

Average RPI Win:	270	WON-LOST	WINNING	LAST 10	STRENGTH OF	OPP. STRENGTH	TEAM	ADJ.	CONF.	ADJ CONF.
Average RPI Loss:	201	RECORD	PCT. RANK	GAMES	SCHEDULE	OF SCHEDULE	RPI	RPI	RPI	RPI
DIV. I ONLY	5- 14	297	3- 7	299	326	322	322	24	24	
DIV. I NON-CONF.	3- 8	274	2- 2	216	340	319	319	22	22	
TOTALS	RPI 1-25	RPI 26-50	W-L RECORDS	RPI 51-100	RPI 101-150	RPI 150+				
5- 14	0- 0	0- 1	OVERALL	0- 1	0- 2	5- 10				
4- 7	0- 0	0- 1	HOME	0- 0	0- 0	4- 6				
1- 7	0- 0	0- 0	AWAY	0- 1	0- 2	1- 4				
0- 0	0- 0	0- 0	NEUTRAL	0- 0	0- 0	0- 0				
3- 8	0- 0	0- 0	NON-CONFERENCE	0- 1	0- 1	3- 6				
3- 4	0- 0	0- 0	HOME	0- 0	0- 0	3- 4				
0- 4	0- 0	0- 0	AWAY	0- 1	0- 1	0- 2				
0- 0	0- 0	0- 0	NEUTRAL	0- 0	0- 0	0- 0				
2- 6	0- 0	0- 1	CONFERENCE	0- 0	0- 1	2- 4				
1- 3	0- 0	0- 1	HOME	0- 0	0- 0	1- 2				
1- 3	0- 0	0- 0	AWAY	0- 0	0- 1	1- 2				
0- 0	0- 0	0- 0	NEUTRAL	0- 0	0- 0	0- 0				

RPI 1-25			RPI 26-50			RPI 51-100			RPI 101+ Team's RPI: 322		
RPI	S	Opponent	Score	RPI	S	Opponent	Score	RPI	S	Opponent	Score
				44	H	Marist	39 60	82	A	Fordham	45 55
								131	A	Sacred Heart	38 55
								132	A	Fairfield	50 76
								192	A	Iona	46 76
								195	H	Rider	41 48
								201	H	Army	49 54
								208	H	Holy Cross	52 60
								221	A	Monmouth	43 58
								224	H	Loyola Maryland	62 50
								236	H	Fairleigh Dickinson	47 53
								242	H	VCU	68 63
								254	H	Oakland	47 43
								259	A	Cornell	60 70
								280	A	Siena	55 62
								295	H	Ohio	58 49
								299	H	Towson	60 63
								337	A	Saint Peter's	73 66
								337	H	Saint Peter's	49 60
LAST 12 Division I GAMES:											
337	H	Saint Peter's	49 60	195	H	Rider	41 48				
44	H	Marist	39 60	337	A	Saint Peter's	73 66				
132	A	Fairfield	50 76	221	A	Monmouth	43 58				
224	H	Loyola Maryland	62 50	295	H	Ohio	58 49				
280	A	Siena	55 62	131	A	Sacred Heart	38 55				
192	A	Iona	46 76	254	H	Oakland	47 43				

Non-Div I Games:

Manhattan

Average RPI Win:	190	WON-LOST	WINNING	LAST 10	STRENGTH OF	OPP. STRENGTH	TEAM	ADJ.	CONF.	ADJ CONF.
Average RPI Loss:	34	RECORD	PCT. RANK	GAMES	SCHEDULE	OF SCHEDULE	RPI	RPI	RPI	RPI
DIV. I ONLY	12- 6	77	8- 2	38	90	44	44	24	24	
DIV. I NON-CONF.	5- 6	187	2- 3	2	10	52	52	22	22	
TOTALS	RPI 1-25	RPI 26-50	W-L RECORDS	RPI 51-100	RPI 101-150	RPI 150+				
12- 6	1- 4	0- 0	OVERALL	0- 2	3- 0	8- 0				
6- 1	1- 0	0- 0	HOME	0- 1	2- 0	3- 0				
5- 3	0- 2	0- 0	AWAY	0- 1	0- 0	5- 0				
1- 2	0- 2	0- 0	NEUTRAL	0- 0	1- 0	0- 0				
5- 6	1- 4	0- 0	NON-CONFERENCE	0- 2	2- 0	2- 0				
3- 1	1- 0	0- 0	HOME	0- 1	1- 0	1- 0				
1- 3	0- 2	0- 0	AWAY	0- 1	0- 0	1- 0				
1- 2	0- 2	0- 0	NEUTRAL	0- 0	1- 0	0- 0				
7- 0	0- 0	0- 0	CONFERENCE	0- 0	1- 0	6- 0				
3- 0	0- 0	0- 0	HOME	0- 0	1- 0	2- 0				
4- 0	0- 0	0- 0	AWAY	0- 0	0- 0	4- 0				
0- 0	0- 0	0- 0	NEUTRAL	0- 0	0- 0	0- 0				

RPI 1-25				RPI 26-50		Team's RPI: 44		RPI 51-100				RPI 101+			
RPI	S	Opponent	Score	RPI	S	Opponent	Score	RPI	S	Opponent	Score	RPI	S	Opponent	Score
3	N	Connecticut	39 81					65	H	Boston U.	56 62	132	H	Fairfield	61 56
9	A	Kentucky	56 78					89	A	Hartford	53 64	133	N	Wake Forest	81 66
10	N	Purdue	50 71									140	H	Hofstra	85 70
20	H	Princeton	56 45									165	A	Yale	62 50
25	A	Oklahoma	55 68									192	H	Iona	69 55
												195	A	Rider	62 47
												224	H	Loyola Maryland	67 38
												240	A	Canisius	51 41
												245	A	Niagara	71 51
												272	H	Vermont	66 45
												322	A	Manhattan	60 39
LAST 12 Division I GAMES:															
322	A	Manhattan	60 39	195	A	Rider	62 47								
245	A	Niagara	71 51	9	A	Kentucky	56 78								
240	A	Canisius	51 41	165	A	Yale	62 50								
192	H	Iona	69 55	65	H	Boston U.	56 62								
224	H	Loyola Maryland	67 38	25	A	Oklahoma	55 68								
132	H	Fairfield	61 56	140	H	Hofstra	85 70								

Non-Div I Games:

Marist

Average RPI Win:	168	WON-LOST	WINNING	LAST 10	STRENGTH OF	OPP. STRENGTH	TEAM	ADJ.	CONF.	ADJ CONF.
Average RPI Loss:	39	RECORD	PCT. RANK	GAMES	SCHEDULE	OF SCHEDULE	RPI	RPI	RPI	RPI
DIV. I ONLY	10- 9	153	6- 4	21	46	58	58	5	5	
DIV. I NON-CONF.	8- 5	114	4- 2	46	31	62	62	4	4	
TOTALS	RPI 1-25	RPI 26-50	W-L RECORDS	RPI 51-100	RPI 101-150	RPI 150+				
10- 9	0- 3	1- 3	OVERALL	3- 3	0- 0	6- 0				
5- 5	0- 2	0- 3	HOME	2- 0	0- 0	3- 0				
4- 4	0- 1	1- 0	AWAY	1- 3	0- 0	2- 0				
1- 0	0- 0	0- 0	NEUTRAL	0- 0	0- 0	1- 0				
8- 5	0- 2	1- 1	NON-CONFERENCE	3- 2	0- 0	4- 0				
5- 2	0- 1	0- 1	HOME	2- 0	0- 0	3- 0				
2- 3	0- 1	1- 0	AWAY	1- 2	0- 0	0- 0				
1- 0	0- 0	0- 0	NEUTRAL	0- 0	0- 0	1- 0				
2- 4	0- 1	0- 2	CONFERENCE	0- 1	0- 0	2- 0				
0- 3	0- 1	0- 2	HOME	0- 0	0- 0	0- 0				
2- 1	0- 0	0- 0	AWAY	0- 1	0- 0	2- 0				
0- 0	0- 0	0- 0	NEUTRAL	0- 0	0- 0	0- 0				

RPI 1-25				RPI 26-50				RPI 51-100 Team's RPI: 58				RPI 101+			
RPI	S	Opponent	Score	RPI	S	Opponent	Score	RPI	S	Opponent	Score	RPI	S	Opponent	Score
3	H	Connecticut	51 85	33	H	Syracuse	79 92	55	A	South Fla.	48 58	183	H	Navy	73 65
12	A	Texas A&M	64 84	34	H	Louisville	63 64	67	A	South Dakota St.	77 74	193	A	Pittsburgh	74 65
18	H	Green Bay	46 55	42	H	Toledo	71 82	68	A	Georgia Tech	72 76	210	H	Dartmouth	70 52
				50	A	Central Mich.	78 74	82	H	Fordham	51 48	235	A	Seton Hall	56 53
								86	A	Wisconsin	68 71	273	N	Marshall	67 46
								100	H	Butler	73 62	287	H	Loyola Chicago	77 61
LAST 12 Division I GAMES:															
				55	A	South Fla.	48 58	50	A	Central Mich.	78 74				
				34	H	Louisville	63 64	287	H	Loyola Chicago	77 61				
				193	A	Pittsburgh	74 65	210	H	Dartmouth	70 52				
				235	A	Seton Hall	56 53	183	H	Navy	73 65				
				3	H	Connecticut	51 85	42	H	Toledo	71 82				
				33	H	Syracuse	79 92	18	H	Green Bay	46 55				

Non-Div I Games:

Marquette

Marshall

Through Games Of Sunday, January 27, 2013

Average RPI Win:	236	WON-LOST	WINNING	LAST 10	STRENGTH OF	OPP. STRENGTH	TEAM	ADJ.	CONF.	ADJ CONF.
Average RPI Loss:	177	RECORD	PCT. RANK	GAMES	SCHEDULE	OF SCHEDULE	RPI	RPI	RPI	RPI
DIV. I ONLY	6- 12	261	2- 8	184	281	273	273	10	10	
DIV. I NON-CONF.	6- 7	182	3- 4	238	308	236	236	11	11	
TOTALS	RPI 1-25	RPI 26-50	W-L RECORDS	RPI 51-100	RPI 101-150	RPI 150+				
6- 12	0- 0	0- 0	OVERALL	0- 2	0- 2	6- 8				
3- 5	0- 0	0- 0	HOME	0- 0	0- 2	3- 3				
1- 4	0- 0	0- 0	AWAY	0- 0	0- 0	1- 4				
2- 3	0- 0	0- 0	NEUTRAL	0- 2	0- 0	2- 1				
6- 7	0- 0	0- 0	NON-CONFERENCE	0- 2	0- 0	6- 5				
3- 2	0- 0	0- 0	HOME	0- 0	0- 0	3- 2				
1- 2	0- 0	0- 0	AWAY	0- 0	0- 0	1- 2				
2- 3	0- 0	0- 0	NEUTRAL	0- 2	0- 0	2- 1				
0- 5	0- 0	0- 0	CONFERENCE	0- 0	0- 2	0- 3				
0- 3	0- 0	0- 0	HOME	0- 0	0- 2	0- 1				
0- 2	0- 0	0- 0	AWAY	0- 0	0- 0	0- 2				
0- 0	0- 0	0- 0	NEUTRAL	0- 0	0- 0	0- 0				

RPI 1-25			RPI 26-50			RPI 51-100			RPI 101+			Team's RPI: 273
RPI	S	Opponent	Score	RPI	S	Opponent	Score	RPI	S	Opponent	Score	
						54 N West Virginia	48 64	124 H Tulane			57 67	
						58 N Marquette	46 67	129 H UAB			45 61	
								152 N Presbyterian			59 51	
								159 A Indiana St.			49 55	
								169 H Houston			63 71	
								179 A Southern Miss.			46 48	
								183 A Navy			51 67	
								213 H Tennessee Tech			60 67	
								218 H Radford			65 63	
								237 A Tulsa			49 67	
								243 H Furman			52 46	
								249 H Ball St.			70 45	
								261 N Southern U.			57 47	
								294 A Southern Ill.			70 66	
								295 H Ohio			48 55	
								325 N Jackson St.			63 67	
LAST 12 Division I GAMES:												
129	H	UAB	45 61	213	H	Tennessee Tech	60 67					
169	H	Houston	63 71	243	H	Furman	52 46					
237	A	Tulsa	49 67	295	H	Ohio	48 55					
124	H	Tulane	57 67	294	A	Southern Ill.	70 66					
179	A	Southern Miss.	46 48	54	N	West Virginia	48 64					
183	A	Navy	51 67	152	N	Presbyterian	59 51					

Non-Div I Games:

Marshall

■ Loss,
 ■ Non-Conf,
 ■ S Site,
 ■ H Home
 ■ A Away
 N Neutral

Maryland

Through Games Of Sunday, January 27, 2013

Average RPI Win:	123	WON-LOST	WINNING	LAST 10	STRENGTH OF	OPP. STRENGTH	TEAM	ADJ.	CONF.	ADJ CONF.
Average RPI Loss:	21	RECORD	PCT. RANK	GAMES	SCHEDULE	OF SCHEDULE	RPI	RPI	RPI	RPI
DIV. I ONLY	17- 3	16	9- 1	18	19	8	8	4	4	
DIV. I NON-CONF.	9- 2	34	4- 0	31	72	12	12	3	3	
TOTALS	RPI 1-25	RPI 26-50	W-L RECORDS	RPI 51-100	RPI 101-150	RPI 150+				
17- 3	2- 2	4- 1	OVERALL	3- 0	2- 0	6- 0				
10- 0	2- 0	2- 0	HOME	2- 0	1- 0	3- 0				
7- 3	0- 2	2- 1	AWAY	1- 0	1- 0	3- 0				
0- 0	0- 0	0- 0	NEUTRAL	0- 0	0- 0	0- 0				
9- 2	0- 1	2- 1	NON-CONFERENCE	1- 0	1- 0	5- 0				
5- 0	0- 0	0- 0	HOME	1- 0	1- 0	3- 0				
4- 2	0- 1	2- 1	AWAY	0- 0	0- 0	2- 0				
0- 0	0- 0	0- 0	NEUTRAL	0- 0	0- 0	0- 0				
8- 1	2- 1	2- 0	CONFERENCE	2- 0	1- 0	1- 0				
5- 0	2- 0	2- 0	HOME	1- 0	0- 0	0- 0				
3- 1	0- 1	0- 0	AWAY	1- 0	1- 0	1- 0				
0- 0	0- 0	0- 0	NEUTRAL	0- 0	0- 0	0- 0				

RPI 1-25				RPI 26-50				RPI 51-100				RPI 101+			
RPI	S	Opponent	Score	RPI	S	Opponent	Score	RPI	S	Opponent	Score	RPI	S	Opponent	Score
3	A	Connecticut	48 63	27	A	Delaware	69 53	68	A	Georgia Tech	66 57	102	A	Virginia Tech	74 45
14	A	North Carolina	57 60	38	A	Nebraska	90 71	89	H	Hartford	72 40	119	H	American	94 54
14	H	North Carolina	85 59	41	H	Miami (FL)	84 62	97	H	North Carolina St.	82 62	170	A	Clemson	80 40
19	H	Florida St.	71 64	45	H	Virginia	79 55					214	H	Mt. St. Mary's	88 47
				46	A	Saint Joseph's	49 50					224	A	Loyola Maryland	88 45
												255	H	George Mason	90 40
												267	H	Brown	76 36
												299	A	Towson	88 43
</															

Massachusetts

Through Games Of Sunday, January 27, 2013

Average RPI Win:	275	WON-LOST	WINNING	LAST 10	STRENGTH OF	OPP. STRENGTH	TEAM	ADJ.	CONF.	ADJ CONF.
Average RPI Loss:	132	RECORD	PCT. RANK	GAMES	SCHEDULE	OF SCHEDULE	RPI	RPI	RPI	RPI
DIV. I ONLY	3- 17	325	1- 9	73	224	269	269	8	8	
DIV. I NON-CONF.	2- 13	318	0- 7	121	273	285	285	8	8	
TOTALS	RPI 1-25	RPI 26-50	W-L RECORDS	RPI 51-100	RPI 101-150	RPI 150+				
3- 17	0- 2	0- 0	OVERALL	0- 6	0- 3	3- 6				
2- 7	0- 0	0- 0	HOME	0- 4	0- 0	2- 3				
1- 10	0- 2	0- 0	AWAY	0- 2	0- 3	1- 3				
0- 0	0- 0	0- 0	NEUTRAL	0- 0	0- 0	0- 0				
2- 13	0- 1	0- 0	NON-CONFERENCE	0- 4	0- 3	2- 5				
1- 6	0- 0	0- 0	HOME	0- 3	0- 0	1- 3				
1- 7	0- 1	0- 0	AWAY	0- 1	0- 3	1- 2				
0- 0	0- 0	0- 0	NEUTRAL	0- 0	0- 0	0- 0				
1- 4	0- 1	0- 0	CONFERENCE	0- 2	0- 0	1- 1				
1- 1	0- 0	0- 0	HOME	0- 1	0- 0	1- 0				
0- 3	0- 1	0- 0	AWAY	0- 1	0- 0	0- 1				
0- 0	0- 0	0- 0	NEUTRAL	0- 0	0- 0	0- 0				

RPI 1-25				RPI 26-50				RPI 51-100				RPI 101+ Team's RPI: 269			
RPI	S	Opponent	Score	RPI	S	Opponent	Score	RPI	S	Opponent	Score	RPI	S	Opponent	Score
6	A	Notre Dame	50 94					59	H	Quinnipiac	72 81	114	A	Miami (OH)	40 50
21	A	Dayton	44 83					65	A	Boston U.	50 73	115	A	Harvard	59 85
								82	A	Fordham	57 69	134	A	Northeastern	51 78
								89	H	Hartford	65 71	189	A	St. Bonaventure	49 61
								94	H	Bowling Green	61 64	191	H	George Washington	62 58
								100	H	Butler	61 75	208	H	Holy Cross	59 63
												210	H	Dartmouth	55 57
												219	A	Central Conn. St.	69 78
												258	A	Ole Miss	59 71
												280	H	Siena	51 57
												295	A	Ohio	65 61
												339	H	Kent St.	83 53
LAST 12 Division I GAMES:															
21	A	Dayton	44 83	115	A	Harvard	59 85								
100	H	Butler	61 75	280	H	Siena	51 57								
189	A	St. Bonaventure	49 61	134	A	Northeastern	51 78								
82	A	Fordham	57 69	94	H	Bowling Green	61 64								
191	H	George Washington	62 58	258	A	Ole Miss	59 71								
210	H	Dartmouth	55 57	65	A	Boston U.	50 73								

Non-Div I Games:

Massachusetts

Loss, Non-Conf, S Site, H Home A Away N Neutral

Average RPI Win:	206	WON-LOST	WINNING	LAST 10	STRENGTH OF	OPP. STRENGTH	TEAM	ADJ.	CONF.	ADJ CONF.
Average RPI Loss:	147	RECORD	PCT. RANK	GAMES	SCHEDULE	OF SCHEDULE	RPI	RPI	RPI	RPI
DIV. I ONLY	8- 9	184	6- 4	152	216	149	149	21	21	
DIV. I NON-CONF.	3- 6	242	1- 3	102	112	178	178	21	21	
TOTALS	RPI 1-25	RPI 26-50	W-L RECORDS	RPI 51-100	RPI 101-150	RPI 150+				
8- 9	0- 0	0- 1	OVERALL	0- 1	1- 3	7- 4				
4- 2	0- 0	0- 0	HOME	0- 0	1- 1	3- 1				
3- 7	0- 0	0- 1	AWAY	0- 1	0- 2	3- 3				
1- 0	0- 0	0- 0	NEUTRAL	0- 0	0- 0	1- 0				
3- 6	0- 0	0- 1	NON-CONFERENCE	0- 1	0- 2	3- 2				
2- 0	0- 0	0- 0	HOME	0- 0	0- 0	2- 0				
0- 6	0- 0	0- 1	AWAY	0- 1	0- 2	0- 2				
1- 0	0- 0	0- 0	NEUTRAL	0- 0	0- 0	1- 0				
5- 3	0- 0	0- 0	CONFERENCE	0- 0	1- 1	4- 2				
2- 2	0- 0	0- 0	HOME	0- 0	1- 1	1- 1				
3- 1	0- 0	0- 0	AWAY	0- 0	0- 0	3- 1				
0- 0	0- 0	0- 0	NEUTRAL	0- 0	0- 0	0- 0				

RPI S	Opponent	Score	RPI S	Opponent	Score	RPI S	Opponent	Score	RPI S	Opponent	Score	Team's RPI: 149
30	A Vanderbilt	71 82	64	A LSU	75 82	124	A Tulane	63 69	125	H Sam Houston St.	62 58	
						128	A Rice	51 60	137	H Lamar	53 57	
						169	H Houston	76 72	171	A Oral Roberts	72 71	
						177	A Central Ark.	77 61	178	A Louisiana Tech	50 52	
						179	A Southern Miss.	59 68	187	H Texas Southern	59 42	
						197	H Nicholls St.	61 78	225	A Stephen F. Austin	74 57	
						258	N Ole Miss	80 75	286	A Northwestern St.	62 64	
						333	H A&M-Corpus Christi	68 39				
LAST 12 Division I GAMES:												
171	A Oral Roberts	72 71	225	A Stephen F. Austin	74 57							
177	A Central Ark.	77 61	286	A Northwestern St.	62 64							
137	H Lamar	53 57	124	A Tulane	63 69							
125	H Sam Houston St.	62 58	258	N Ole Miss	80 75							
333	H A&M-Corpus Christi	68 39	64	A LSU	75 82							
197	H Nicholls St.	61 78	178	A Louisiana Tech	50 52							

Non-Div I Games: Centenary (LA) 90 33 Talladega 79 59

McNeese St.

■ Loss,
 ■ Non-Conf,
 ■ S Site,
 ■ H Home
 ■ A Away
 N Neutral

Average RPI Win: 188		WON-LOST	WINNING	LAST 10	STRENGTH OF	OPP. STRENGTH	TEAM	ADJ.	CONF.	ADJ CONF.
Average RPI Loss: 145		RECORD	PCT. RANK	GAMES	SCHEDULE	OF SCHEDULE	RPI	RPI	RPI	RPI
DIV. I ONLY		12- 8	109	7- 3	155	151	126	126	10	10
DIV. I NON-CONF.		9- 5	98	6- 0	237	153	154	154	11	11
TOTALS	RPI 1-25	RPI 26-50		W-L RECORDS		RPI 51-100	RPI 101-150	RPI 150+		
12- 8	0- 0	0- 1		OVERALL		2- 1	3- 2	7- 4		
7- 4	0- 0	0- 0		HOME		1- 1	2- 1	4- 2		
5- 4	0- 0	0- 1		AWAY		1- 0	1- 1	3- 2		
0- 0	0- 0	0- 0		NEUTRAL		0- 0	0- 0	0- 0		
9- 5	0- 0	0- 1		NON-CONFERENCE		2- 1	1- 1	6- 2		
5- 3	0- 0	0- 0		HOME		1- 1	1- 1	3- 1		
4- 2	0- 0	0- 1		AWAY		1- 0	0- 0	3- 1		
0- 0	0- 0	0- 0		NEUTRAL		0- 0	0- 0	0- 0		
3- 3	0- 0	0- 0		CONFERENCE		0- 0	2- 1	1- 2		
2- 1	0- 0	0- 0		HOME		0- 0	1- 0	1- 1		
1- 2	0- 0	0- 0		AWAY		0- 0	1- 1	0- 1		
0- 0	0- 0	0- 0		NEUTRAL		0- 0	0- 0	0- 0		

RPI 1-25				RPI 26-50				RPI 51-100				RPI 101+				Team's RPI: 126	
RPI	S	Opponent	Score	RPI	S	Opponent	Score	RPI	S	Opponent	Score	RPI	S	Opponent	Score		
				48	A	Middle Tenn.	68 82	73	H	Illinois	65 73	101	H	East Carolina	66 56		
								80	A	Illinois St.	76 74	123	H	UALR	44 56		
								85	H	Missouri	72 69	124	A	Tulane	62 72		
												129	A	UAB	63 55		
												144	H	Wright St.	109 68		
												151	H	UCF	65 70		
												169	A	Houston	74 77		
												175	A	Saint Louis	65 58		
												179	H	Southern Miss.	63 57		
												213	H	Tennessee Tech	73 64		
												227	A	East Tenn. St.	73 83		
												235	A	Seton Hall	65 58		
												248	H	Prairie View	58 70		
												297	H	Alabama A&M	80 57		
												302	A	Texas-Arlington	89 76		
												318	H	Grambling	92 42		
LAST 12 Division I GAMES:																	
				151	H	UCF	65 70	144	H	Wright St.	109 68						
				129	A	UAB	63 55	213	H	Tennessee Tech	73 64						
				124	A	Tulane	62 72	85	H	Missouri	72 69						
				101	H	East Carolina	66 56	235	A	Seton Hall	65 58						
				179	H	Southern Miss.	63 57	175	A	Saint Louis	65 58						
				169	A	Houston	74 77	297	H	Alabama A&M	80 57						

Non-Div I Games:

Memphis

■ Loss, ■ Non-Conf, S Site, H Home A Away N Neutral

Average RPI Win:	284	WON-LOST	WINNING	LAST 10	STRENGTH OF	OPP. STRENGTH	TEAM	ADJ.	CONF.	ADJ CONF.
Average RPI Loss:	85	RECORD	PCT. RANK	GAMES	SCHEDULE	OF SCHEDULE	RPI	RPI	RPI	RPI
DIV. I ONLY	11- 7	100	6- 4	256	234	150	150	28	28	
DIV. I NON-CONF.	5- 5	160	2- 2	206	168	170	170	28	28	
TOTALS	RPI 1-25	RPI 26-50	W-L RECORDS	RPI 51-100	RPI 101-150	RPI 150+				
11- 7	0- 3	0- 0	OVERALL	1- 1	0- 2	10- 1				
5- 3	0- 0	0- 0	HOME	1- 1	0- 2	4- 0				
6- 4	0- 3	0- 0	AWAY	0- 0	0- 0	6- 1				
0- 0	0- 0	0- 0	NEUTRAL	0- 0	0- 0	0- 0				
5- 5	0- 3	0- 0	NON-CONFERENCE	1- 0	0- 1	4- 1				
3- 1	0- 0	0- 0	HOME	1- 0	0- 1	2- 0				
2- 4	0- 3	0- 0	AWAY	0- 0	0- 0	2- 1				
0- 0	0- 0	0- 0	NEUTRAL	0- 0	0- 0	0- 0				
6- 2	0- 0	0- 0	CONFERENCE	0- 1	0- 1	6- 0				
2- 2	0- 0	0- 0	HOME	0- 1	0- 1	2- 0				
4- 0	0- 0	0- 0	AWAY	0- 0	0- 0	4- 0				
0- 0	0- 0	0- 0	NEUTRAL	0- 0	0- 0	0- 0				

RPI S	Opponent	Score	RPI S	Opponent	Score	RPI S	Opponent	Score	RPI S	Opponent	Score	Team's RPI: 150
6	A Notre Dame	36 93				60	H FGCU	41 70	106	H Stetson	41 74	
19	A Florida St.	42 94				96	H Davidson	46 43	138	H High Point	57 62	
22	A Georgia	38 80							227	H East Tenn. St.	79 64	
									243	A Furman	64 73	
									257	A North Florida	56 43	
									277	H USC Upstate	72 55	
									307	A Jacksonville	72 68	
									312	A Ga. Southern	48 44	
									320	A Troy	96 90	
									328	A Lipscomb	74 70	
									330	H Alabama St.	65 55	
									336	A Kennesaw St.	71 46	
									338	H Jacksonville St.	63 51	
LAST 12 Division I GAMES:												
328	A Lipscomb	74 70	60	H FGCU	41 70							
227	H East Tenn. St.	79 64	106	H Stetson	41 74							
277	H USC Upstate	72 55	138	H High Point	57 62							
257	A North Florida	56 43	19	A Florida St.	42 94							
307	A Jacksonville	72 68	330	H Alabama St.	65 55							
336	A Kennesaw St.	71 46	312	A Ga. Southern	48 44							

Non-Div I Games: Brevard 57 50

Mercer

Average RPI Win: 142		WON-LOST	WINNING	LAST 10	STRENGTH OF		OPP. STRENGTH	TEAM	ADJ.	CONF.	ADJ CONF.
Average RPI Loss: 26		RECORD	PCT. RANK	GAMES	SCHEDULE		OF SCHEDULE	RPI	RPI	RPI	RPI
DIV. I ONLY		14- 6	65	6- 4	27		39	41	41	4	4
DIV. I NON-CONF.		9- 2	34	2- 1	52		115	34	34	3	3
TOTALS		RPI 1-25	RPI 26-50		W-L RECORDS		RPI 51-100	RPI 101-150		RPI 150+	
14- 6	1- 4	1- 1		OVERALL		5- 1	1- 0		6- 0		
12- 2	1- 2	1- 0		HOME		4- 0	0- 0		6- 0		
2- 4	0- 2	0- 1		AWAY		1- 1	1- 0		0- 0		
0- 0	0- 0	0- 0		NEUTRAL		0- 0	0- 0		0- 0		
9- 2	1- 1	0- 0		NON-CONFERENCE		3- 1	0- 0		5- 0		
8- 1	1- 1	0- 0		HOME		2- 0	0- 0		5- 0		
1- 1	0- 0	0- 0		AWAY		1- 1	0- 0		0- 0		
0- 0	0- 0	0- 0		NEUTRAL		0- 0	0- 0		0- 0		
5- 4	0- 3	1- 1		CONFERENCE		2- 0	1- 0		1- 0		
4- 1	0- 1	1- 0		HOME		2- 0	0- 0		1- 0		
1- 3	0- 2	0- 1		AWAY		0- 0	1- 0		0- 0		
0- 0	0- 0	0- 0		NEUTRAL		0- 0	0- 0		0- 0		

RPI 1-25				RPI 26-50				Team's RPI: 41	RPI 51-100				RPI 101+			
RPI	S	Opponent	Score	RPI	S	Opponent	Score		RPI	S	Opponent	Score	RPI	S	Opponent	Score
5	H	Tennessee	67 79	45	A	Virginia	52 62		66	A	Rutgers	34 42	133	A	Wake Forest	79 78
7	H	Penn St.	69 65	45	H	Virginia	58 52		68	H	Georgia Tech	71 65	170	H	Clemson	78 56
8	A	Maryland	62 84						86	H	Wisconsin	67 44	173	H	Fla. Atlantic	76 61
14	H	North Carolina	62 64						90	A	Richmond	69 63	218	H	Radford	75 58
19	A	Florida St.	65 86						96	H	Davidson	67 35	219	H	Central Conn. St.	64 43
									97	H	North Carolina St.	79 53	257	H	North Florida	77 24
													334	H	Alcorn	68 53
LAST 12 Division I GAMES:																
14	H	North Carolina	62 64	45	H	Virginia	58 52		66	A	Rutgers	34 42				
133	A	Wake Forest	79 78	170	H	Clemson	78 56		86	H	Wisconsin	67 44				
45	A	Virginia	52 62	219	H	Central Conn. St.	64 43		97	H	North Carolina St.	79 53				
68	H	Georgia Tech	71 65	19	A	Florida St.	65 86									
8	A	Maryland	62 84													

Non-Div I Games:

Miami (FL)

■ Loss,
■ Non-Conf, S Site,
■ Home
■ Away
N Neutral

Average RPI Win:	226	WON-LOST	WINNING	LAST 10	STRENGTH OF	OPP. STRENGTH	TEAM	ADJ.	CONF.	ADJ CONF.
Average RPI Loss:	124	RECORD	PCT. RANK	GAMES	SCHEDULE	OF SCHEDULE	RPI	RPI	RPI	RPI
DIV. I ONLY	13- 6	72	8- 2	247	142	114	114	18	18	
DIV. I NON-CONF.	8- 5	114	4- 2	157	107	116	116	17	17	
TOTALS	RPI 1-25	RPI 26-50	W-L RECORDS	RPI 51-100	RPI 101-150	RPI 150+				
13- 6	0- 1	1- 1	OVERALL	1- 1	1- 0	10- 3				
7- 1	0- 0	0- 0	HOME	0- 1	1- 0	6- 0				
5- 4	0- 1	1- 0	AWAY	1- 0	0- 0	3- 3				
1- 1	0- 0	0- 1	NEUTRAL	0- 0	0- 0	1- 0				
8- 5	0- 1	1- 1	NON-CONFERENCE	0- 1	1- 0	6- 2				
5- 1	0- 0	0- 0	HOME	0- 1	1- 0	4- 0				
2- 3	0- 1	1- 0	AWAY	0- 0	0- 0	1- 2				
1- 1	0- 0	0- 1	NEUTRAL	0- 0	0- 0	1- 0				
5- 1	0- 0	0- 0	CONFERENCE	1- 0	0- 0	4- 1				
2- 0	0- 0	0- 0	HOME	0- 0	0- 0	2- 0				
3- 1	0- 0	0- 0	AWAY	1- 0	0- 0	2- 1				
0- 0	0- 0	0- 0	NEUTRAL	0- 0	0- 0	0- 0				

RPI 1-25				RPI 26-50				RPI 51-100				RPI 101+ Team's RPI: 114			
RPI	S	Opponent	Score	RPI	S	Opponent	Score	RPI	S	Opponent	Score	RPI	S	Opponent	Score
9	A	Kentucky	53 92	29	N	Creighton	57 66	72	H	Youngstown St.	56 76	144	H	Wright St.	72 54
				37	A	Duquesne	54 49	94	A	Bowling Green	57 54	180	A	Cleveland St.	75 87
												186	H	Col. of Charleston	55 42
												205	A	Eastern Ky.	63 73
												209	H	Eastern Mich.	70 48
												244	N	Nevada	62 49
												246	H	Northern Ky.	63 52
												249	A	Ball St.	59 62
												262	H	Robert Morris	70 56
												269	H	Massachusetts	50 40
												275	A	Western Mich.	73 47
												295	H	Ohio	78 56
												339	A	Kent St.	76 48
												341	A	Chicago St.	71 37
LAST 12 Division I GAMES:															
339	A	Kent St.	76 48	37	A	Duquesne	54 49	244	N	Nevada	62 49	29	N	Creighton	57 66
94	A	Bowling Green	57 54	244	N	Nevada	62 49	341	A	Chicago St.	71 37	180	A	Cleveland St.	75 87
209	H	Eastern Mich.	70 48	29	N	Creighton	57 66	144	H	Wright St.	72 54				
295	H	Ohio	78 56	341	A	Chicago St.	71 37								
275	A	Western Mich.	73 47	180	A	Cleveland St.	75 87								
249	A	Ball St.	59 62	144	H	Wright St.	72 54								

Non-Div I Games:

Miami (OH)

■ Loss,
■ Non-Conf, S Site,
■ Home
■ Away
N Neutral

Through Games of Sunday, January 17, 1910									
Average RPI Win: 147	WON-LOST	WINNING	LAST 10	STRENGTH OF	OPP. STRENGTH	TEAM	ADJ.	CONF.	ADJ CONF.
Average RPI Loss: 38	RECORD	PCT. RANK	GAMES	SCHEDULE	OF SCHEDULE	RPI	RPI	RPI	RPI
DIV. I ONLY	16- 4	31	8- 2	48	53	32	32	2	2
DIV. I NON-CONF.	11- 2	23	5- 0	101	105	36	36	2	2

TOTALS	RPI 1-25	RPI 26-50	W-L RECORDS	RPI 51-100	RPI 101-150	RPI 150+			
16- 4	1- 3	0- 0	OVERALL	5- 0	2- 1	8- 0			
10- 3	0- 3	0- 0	HOME	3- 0	2- 0	5- 0			
6- 1	1- 0	0- 0	AWAY	2- 0	0- 1	3- 0			
0- 0	0- 0	0- 0	NEUTRAL	0- 0	0- 0	0- 0			
11- 2	0- 1	0- 0	NON-CONFERENCE	3- 0	2- 1	6- 0			
8- 1	0- 1	0- 0	HOME	2- 0	2- 0	4- 0			
3- 1	0- 0	0- 0	AWAY	1- 0	0- 1	2- 0			
0- 0	0- 0	0- 0	NEUTRAL	0- 0	0- 0	0- 0			
5- 2	1- 2	0- 0	CONFERENCE	2- 0	0- 0	2- 0			
2- 2	0- 2	0- 0	HOME	1- 0	0- 0	1- 0			
3- 0	1- 0	0- 0	AWAY	1- 0	0- 0	1- 0			
0- 0	0- 0	0- 0	NEUTRAL	0- 0	0- 0	0- 0			

RPI 1-25				Team's RPI: 32		RPI 51-100				RPI 101+					
RPI	S	Opponent	Score	RPI	S	Opponent	Score	RPI	S	Opponent	Score	RPI	S	Opponent	Score
7	H	Penn St.	49 59					57	H	Florida	59 53	110	A	Utah	40 59
16	A	Iowa	68 64					65	H	Boston U.	67 58	115	H	Harvard	72 61
16	H	Iowa	57 63					80	A	Illinois St.	56 45	116	H	Detroit	70 62
17	H	Duke	54 71					86	H	Wisconsin	54 43	166	A	Indiana	61 43
								99	A	Northwestern	67 53	166	H	Indiana	65 48
												204	A	Xavier	62 53
												209	A	Eastern Mich.	55 43
												211	H	Valparaiso	73 32
												235	H	Seton Hall	72 29
												245	H	Niagara	82 44
												275	H	Western Mich.	60 41
LAST 12 Division I GAMES:															
16	H	Iowa	57 63	166	H	Indiana	65 48								
166	A	Indiana	61 43	245	H	Niagara	82 44								
7	H	Penn St.	49 59	211	H	Valparaiso	73 32								
99	A	Northwestern	67 53	275	H	Western Mich.	60 41								
86	H	Wisconsin	54 43	209	A	Eastern Mich.	55 43								
16	A	Iowa	68 64	80	A	Illinois St.	56 45								

Non-Div I Games:

Michigan

■ Loss, ■ Non-Conf, S Site, H Home A Away N Neutral

Average RPI Win:	198	WON-LOST	WINNING	LAST 10	STRENGTH OF	OPP. STRENGTH	TEAM	ADJ.	CONF.	ADJ CONF.
Average RPI Loss:	38	RECORD	PCT. RANK	GAMES	SCHEDULE	OF SCHEDULE	RPI	RPI	RPI	RPI
DIV. I ONLY	15- 5	47	9- 1	102	97	48	48	13	13	
DIV. I NON-CONF.	5- 4	141	1- 1	65	56	68	68	13	13	
TOTALS	RPI 1-25	RPI 26-50	W-L RECORDS	RPI 51-100	RPI 101-150	RPI 150+				
15- 5	0- 3	0- 0	OVERALL	1- 2	4- 0	10- 0				
9- 1	0- 0	0- 0	HOME	1- 1	2- 0	6- 0				
6- 4	0- 3	0- 0	AWAY	0- 1	2- 0	4- 0				
0- 0	0- 0	0- 0	NEUTRAL	0- 0	0- 0	0- 0				
5- 4	0- 3	0- 0	NON-CONFERENCE	0- 1	1- 0	4- 0				
4- 0	0- 0	0- 0	HOME	0- 0	1- 0	3- 0				
1- 4	0- 3	0- 0	AWAY	0- 1	0- 0	1- 0				
0- 0	0- 0	0- 0	NEUTRAL	0- 0	0- 0	0- 0				
10- 1	0- 0	0- 0	CONFERENCE	1- 1	3- 0	6- 0				
5- 1	0- 0	0- 0	HOME	1- 1	1- 0	3- 0				
5- 0	0- 0	0- 0	AWAY	0- 0	2- 0	3- 0				
0- 0	0- 0	0- 0	NEUTRAL	0- 0	0- 0	0- 0				

RPI 1-25				RPI 26-50		Team's RPI: 48		RPI 51-100				RPI 101+			
RPI	S	Opponent	Score	RPI	S	Opponent	Score	RPI	S	Opponent	Score	RPI	S	Opponent	Score
5	A	Tennessee	81 88					67	A	South Dakota St.	56 63	123	H	UALR	65 56
9	A	Kentucky	46 68					75	H	Western Ky.	79 57	126	H	Memphis	82 68
16	A	Iowa	63 69					95	H	FIU	51 58	130	A	Arkansas St.	72 70
												139	A	South Ala.	60 39
												173	H	Fla. Atlantic	73 59
												199	A	North Texas	60 47
												199	H	North Texas	66 64
												204	H	Xavier	63 48
												213	A	Tennessee Tech	65 59
												238	A	La.-Lafayette	72 45
												238	H	La.-Lafayette	72 36
												265	A	La.-Monroe	66 48
												306	H	Austin Peay	70 56
												336	H	Kennesaw St.	87 45
LAST 12 Division I GAMES:															
				75	H	Western Ky.	79 57	139	A	South Ala.	60 39				
				199	A	North Texas	60 47	130	A	Arkansas St.	72 70				
				238	H	La.-Lafayette	72 36	199	H	North Texas	66 64				
				123	H	UALR	65 56	95	H	FIU	51 58				
				265	A	La.-Monroe	66 48	9	A	Kentucky	46 68				
				173	H	Fla. Atlantic	73 59	204	H	Xavier	63 48				

Non-Div I Games:

Middle Tenn.

Average RPI Win:	237	WON-LOST	WINNING	LAST 10	STRENGTH OF	OPP. STRENGTH	TEAM	ADJ.	CONF.	ADJ CONF.
Average RPI Loss:	119	RECORD	PCT. RANK	GAMES	SCHEDULE	OF SCHEDULE	RPI	RPI	RPI	RPI
DIV. I ONLY	5- 11	283	2- 8	161	111	228	228	12	12	
DIV. I NON-CONF.	4- 8	242	2- 6	168	93	212	212	12	12	
TOTALS	RPI 1-25	RPI 26-50	W-L RECORDS	RPI 51-100	RPI 101-150	RPI 150+				
5- 11	0- 1	0- 2	OVERALL	0- 4	0- 1	5- 3				
2- 3	0- 0	0- 0	HOME	0- 0	0- 1	2- 2				
2- 7	0- 1	0- 2	AWAY	0- 3	0- 0	2- 1				
1- 1	0- 0	0- 0	NEUTRAL	0- 1	0- 0	1- 0				
4- 8	0- 1	0- 2	NON-CONFERENCE	0- 3	0- 0	4- 2				
2- 1	0- 0	0- 0	HOME	0- 0	0- 0	2- 1				
1- 6	0- 1	0- 2	AWAY	0- 2	0- 0	1- 1				
1- 1	0- 0	0- 0	NEUTRAL	0- 1	0- 0	1- 0				
1- 3	0- 0	0- 0	CONFERENCE	0- 1	0- 1	1- 1				
0- 2	0- 0	0- 0	HOME	0- 0	0- 1	0- 1				
1- 1	0- 0	0- 0	AWAY	0- 1	0- 0	1- 0				
0- 0	0- 0	0- 0	NEUTRAL	0- 0	0- 0	0- 0				

RPI	S	Opponent	Score	RPI	S	Opponent	Score	RPI	S	Opponent	Score	RPI	S	Opponent	Score	Team's RPI: 228
24	A	DePaul	83 94	36	A	Michigan St.	50 81	68	N	Georgia Tech	57 66	144	H	Wright St.	61 71	
				42	A	Toledo	59 83	72	A	Youngstown St.	50 67	180	A	Cleveland St.	63 60	
								80	A	Illinois St.	54 75	182	H	Bradley	116 112	
								86	A	Wisconsin	56 74	205	N	Eastern Ky.	68 64	
												211	H	Valparaiso	72 84	
												264	A	North Dakota St.	48 60	
												275	H	Western Mich.	88 79	
												283	H	Drake	70 80	
												341	A	Chicago St.	82 58	
LAST 12 Division I GAMES:																
211	H	Valparaiso	72 84	24	A	DePaul	83 94									
180	A	Cleveland St.	63 60	42	A	Toledo	59 83									
72	A	Youngstown St.	50 67	182	H	Bradley	116 112									
144	H	Wright St.	61 71	36	A	Michigan St.	50 81									
283	H	Drake	70 80	80	A	Illinois St.	54 75									
264	A	North Dakota St.	48 60	205	N	Eastern Ky.	68 64									

Non-Div I Games:

Milwaukee

■ Loss,
 ■ Non-Conf, S Site,
 ■ Home
 ■ Away
 N Neutral

Average RPI Win:	157	WON-LOST	WINNING	LAST 10	STRENGTH OF	OPP. STRENGTH	TEAM	ADJ.	CONF.	ADJ CONF.
Average RPI Loss:	38	RECORD	PCT. RANK	GAMES	SCHEDULE	OF SCHEDULE	RPI	RPI	RPI	RPI
DIV. I ONLY	13- 7	82	6- 4	61	17	56	56	2	2	
DIV. I NON-CONF.	11- 3	41	5- 1	143	36	74	74	2	2	
TOTALS	RPI 1-25	RPI 26-50	W-L RECORDS	RPI 51-100	RPI 101-150	RPI 150+				
13- 7	1- 2	1- 4	OVERALL	4- 1	1- 0	6- 0				
10- 2	1- 0	1- 2	HOME	1- 0	1- 0	6- 0				
1- 4	0- 2	0- 2	AWAY	1- 0	0- 0	0- 0				
2- 1	0- 0	0- 0	NEUTRAL	2- 1	0- 0	0- 0				
11- 3	1- 0	1- 2	NON-CONFERENCE	2- 1	1- 0	6- 0				
9- 1	1- 0	1- 1	HOME	0- 0	1- 0	6- 0				
0- 1	0- 0	0- 1	AWAY	0- 0	0- 0	0- 0				
2- 1	0- 0	0- 0	NEUTRAL	2- 1	0- 0	0- 0				
2- 4	0- 2	0- 2	CONFERENCE	2- 0	0- 0	0- 0				
1- 1	0- 0	0- 1	HOME	1- 0	0- 0	0- 0				
1- 3	0- 2	0- 1	AWAY	1- 0	0- 0	0- 0				
0- 0	0- 0	0- 0	NEUTRAL	0- 0	0- 0	0- 0				

RPI 1-25				RPI 26-50				RPI 51-100				Team's RPI: 56	RPI 101+			
RPI	S	Opponent	Score	RPI	S	Opponent	Score	RPI	S	Opponent	Score		RPI	S	Opponent	Score
7	A	Penn St.	59 64	29	H	Creighton	88 81	70	H	Ohio St.	83 74		122	H	UNI	86 43
10	A	Purdue	67 75	36	A	Michigan St.	51 66	85	N	Missouri	59 54		168	H	Washington St.	87 83
13	H	Villanova	75 60	38	H	Nebraska	63 84	86	A	Wisconsin	60 55		231	H	Denver	74 51
				43	A	Kansas	53 65	87	N	James Madison	80 62		262	H	Robert Morris	82 60
				45	H	Virginia	68 90	90	N	Richmond	46 58		270	H	UMKC	87 49
													295	H	Ohio	85 40
													326	H	Maine	77 60
LAST 12 Division I GAMES:																
7	A	Penn St.	59 64	29	H	Creighton	88 81	122	H	UNI	86 43		262	H	Robert Morris	82 60
38	H	Nebraska	63 84	270	H	UMKC	87 49	231	H	Denver	74 51		295	H	Ohio	85 40
10	A	Purdue	67 75	43	A	Kansas	53 65	90	N	Richmond	46 58		326	H	Maine	77 60
70	H	Ohio St.	83 74													
86	A	Wisconsin	60 55													
36	A	Michigan St.	51 66													

Non-Div I Games:

Minnesota

Mississippi St.

Through Games Of Sunday, January 27, 2013

Average RPI Win:	253	WON-LOST	WINNING	LAST 10	STRENGTH OF	OPP. STRENGTH	TEAM	ADJ.	CONF.	ADJ CONF.
Average RPI Loss:	84	RECORD	PCT. RANK	GAMES	SCHEDULE	OF SCHEDULE	RPI	RPI	RPI	RPI
DIV. I ONLY	9- 11	192	4- 6	151	113	234	234	3	3	
DIV. I NON-CONF.	8- 5	114	5- 0	305	261	249	249	6	6	
TOTALS	RPI 1-25	RPI 26-50	W-L RECORDS	RPI 51-100	RPI 101-150	RPI 150+				
9- 11	0- 3	0- 1	OVERALL	0- 3	0- 1	9- 3				
9- 4	0- 2	0- 0	HOME	0- 2	0- 0	9- 0				
0- 4	0- 1	0- 1	AWAY	0- 1	0- 0	0- 1				
0- 3	0- 0	0- 0	NEUTRAL	0- 0	0- 1	0- 2				
8- 5	0- 0	0- 0	NON-CONFERENCE	0- 1	0- 1	8- 3				
8- 1	0- 0	0- 0	HOME	0- 1	0- 0	8- 0				
0- 1	0- 0	0- 0	AWAY	0- 0	0- 0	0- 1				
0- 3	0- 0	0- 0	NEUTRAL	0- 0	0- 1	0- 2				
1- 6	0- 3	0- 1	CONFERENCE	0- 2	0- 0	1- 0				
1- 3	0- 2	0- 0	HOME	0- 1	0- 0	1- 0				
0- 3	0- 1	0- 1	AWAY	0- 1	0- 0	0- 0				
0- 0	0- 0	0- 0	NEUTRAL	0- 0	0- 0	0- 0				

RPI 1-25				RPI 26-50				RPI 51-100				RPI 101+ Team's RPI: 234			
RPI	S	Opponent	Score	RPI	S	Opponent	Score	RPI	S	Opponent	Score	RPI	S	Opponent	Score
9	A	Kentucky	47 100	30	A	Vanderbilt	41 92	57	H	Florida	55 61	136	N	UC Santa Barbara	43 60
11	H	South Carolina	46 60					64	A	LSU	42 62	151	N	UCF	56 64
12	H	Texas A&M	33 81					93	H	Hampton	48 56	169	H	Houston	72 66
												173	H	Fla. Atlantic	59 58
												178	H	Louisiana Tech	57 55
												179	A	Southern Miss.	59 61
												181	N	Winthrop	59 61
												250	H	Florida A&M	67 57
												258	H	Ole Miss	72 57
												286	H	Northwestern St.	65 49
												304	H	Savannah St.	70 55
												320	H	Troy	82 60
												338	H	Jacksonville St.	69 54
LAST 12 Division I GAMES:															
258	H	Ole Miss	72 57	30	A	Vanderbilt	41 92								
12	H	Texas A&M	33 81	320	H	Troy	82 60								
9	A	Kentucky	47 100	286	H	Northwestern St.	65 49								
64	A	LSU	42 62	338	H	Jacksonville St.	69 54								
57	H	Florida	55 61	250	H	Florida A&M	67 57								
11	H	South Carolina	46 60	173	H	Fla. Atlantic	59 58								

Non-Div I Games:

Mississippi St.

■ Loss,
 ■ Non-Conf, S Site,
 ■ Home
 ■ Away
 N Neutral

Average RPI Win:	308	WON-LOST	WINNING	LAST 10	STRENGTH OF	OPP. STRENGTH	TEAM	ADJ.	CONF.	ADJ CONF.
Average RPI Loss:	176	RECORD	PCT. RANK	GAMES	SCHEDULE	OF SCHEDULE	RPI	RPI	RPI	RPI
DIV. I ONLY	4- 12	302	4- 6	182	337	284	284	31	31	
DIV. I NON-CONF.	0- 8	335	0- 3	7	241	253	253	31	31	
TOTALS	RPI 1-25	RPI 26-50	W-L RECORDS	RPI 51-100	RPI 101-150	RPI 150+				
4- 12	0- 1	0- 1	OVERALL	0- 2	0- 1	4- 7				
2- 2	0- 0	0- 0	HOME	0- 0	0- 0	2- 2				
2- 7	0- 0	0- 1	AWAY	0- 1	0- 1	2- 4				
0- 3	0- 1	0- 0	NEUTRAL	0- 1	0- 0	0- 1				
0- 8	0- 1	0- 1	NON-CONFERENCE	0- 2	0- 1	0- 3				
0- 0	0- 0	0- 0	HOME	0- 0	0- 0	0- 0				
0- 5	0- 0	0- 1	AWAY	0- 1	0- 1	0- 2				
0- 3	0- 1	0- 0	NEUTRAL	0- 1	0- 0	0- 1				
4- 4	0- 0	0- 0	CONFERENCE	0- 0	0- 0	4- 4				
2- 2	0- 0	0- 0	HOME	0- 0	0- 0	2- 2				
2- 2	0- 0	0- 0	AWAY	0- 0	0- 0	2- 2				
0- 0	0- 0	0- 0	NEUTRAL	0- 0	0- 0	0- 0				

RPI 1-25				RPI 26-50				RPI 51-100				RPI 101+ Team's RPI: 284			
RPI	S	Opponent	Score	RPI	S	Opponent	Score	RPI	S	Opponent	Score	RPI	S	Opponent	Score
21	N	Dayton	59 93	49	A	Kansas St.	57 64	69	A	Arkansas	42 99	129	A	UAB	47 70
								84	N	Charlotte	48 63	187	H	Texas Southern	47 58
												197	N	Nicholls St.	57 60
												229	A	Georgia St.	60 76
												248	H	Prairie View	65 57
												258	A	Ole Miss	60 62
												261	A	Southern U.	62 73
												297	H	Alabama A&M	58 67
												321	A	Ark.-Pine Bluff	71 64
												325	A	Jackson St.	68 73
												330	H	Alabama St.	67 63
												334	A	Alcorn	65 61
LAST 12 Division I GAMES:															
325	A	Jackson St.	68 73	297	H	Alabama A&M	58 67								
187	H	Texas Southern	47 58	321	A	Ark.-Pine Bluff	71 64								
248	H	Prairie View	65 57	84	N	Charlotte	48 63								
261	A	Southern U.	62 73	229	A	Georgia St.	60 76								
334	A	Alcorn	65 61	69	A	Arkansas	42 99								
330	H	Alabama St.	67 63	49	A	Kansas St.	57 64								

Non-Div I Games: Talladega 73 63 Tuskegee 66 45 Philander Smith 72 57

Mississippi Val.

Loss, Non-Conf, S Site, H Home A Away N Neutral

Average RPI Win:	215	WON-LOST	WINNING	LAST 10	STRENGTH OF	OPP. STRENGTH	TEAM	ADJ.	CONF.	ADJ CONF.
Average RPI Loss:	40	RECORD	PCT. RANK	GAMES	SCHEDULE	OF SCHEDULE	RPI	RPI	RPI	RPI
DIV. I ONLY	13- 8	98	4- 6	67	115	85	85	3	3	
DIV. I NON-CONF.	11- 3	41	4- 1	196	218	94	94	6	6	
TOTALS	RPI 1-25	RPI 26-50	W-L RECORDS	RPI 51-100	RPI 101-150	RPI 150+				
13- 8	0- 5	0- 0	OVERALL	2- 2	2- 1	9- 0				
11- 2	0- 1	0- 0	HOME	1- 1	2- 0	8- 0				
1- 4	0- 3	0- 0	AWAY	0- 0	0- 1	1- 0				
1- 2	0- 1	0- 0	NEUTRAL	1- 1	0- 0	0- 0				
11- 3	0- 1	0- 0	NON-CONFERENCE	1- 1	2- 1	8- 0				
10- 0	0- 0	0- 0	HOME	0- 0	2- 0	8- 0				
0- 1	0- 0	0- 0	AWAY	0- 0	0- 1	0- 0				
1- 2	0- 1	0- 0	NEUTRAL	1- 1	0- 0	0- 0				
2- 5	0- 4	0- 0	CONFERENCE	1- 1	0- 0	1- 0				
1- 2	0- 1	0- 0	HOME	1- 1	0- 0	0- 0				
1- 3	0- 3	0- 0	AWAY	0- 0	0- 0	1- 0				
0- 0	0- 0	0- 0	NEUTRAL	0- 0	0- 0	0- 0				

RPI 1-25				RPI 26-50				RPI 51-100 Team's RPI: 85				RPI 101+			
RPI	S	Opponent	Score	RPI	S	Opponent	Score	RPI	S	Opponent	Score	RPI	S	Opponent	Score
5	A	Tennessee	39 84					56	N	Minnesota	54 59	108	H	Missouri St.	91 77
9	H	Kentucky	43 69					69	H	Arkansas	50 58	126	A	Memphis	69 72
12	A	Texas A&M	58 77					74	N	Wichita St.	49 44	143	H	UT Martin	82 71
18	N	Green Bay	33 55					77	H	Auburn	82 76	175	H	Saint Louis	67 51
22	A	Georgia	46 77									203	H	Murray St.	69 55
												232	H	Western Ill.	70 61
												250	H	Southeast Mo. St.	80 51
												258	A	Ole Miss	73 72
												294	H	Southern Ill.	110 47
												313	H	Morgan St.	75 50
												321	H	Ark.-Pine Bluff	97 59
												341	H	Chicago St.	88 55
LAST 12 Division I GAMES:															
12	A	Texas A&M	58 77	22	A	Georgia	46 77								
69	H	Arkansas	50 58	126	A	Memphis	69 72								
258	A	Ole Miss	73 72	203	H	Murray St.	69 55								
9	H	Kentucky	43 69	313	H	Morgan St.	75 50								
5	A	Tennessee	39 84	294	H	Southern Ill.	110 47								
77	H	Auburn	82 76	321	H	Ark.-Pine Bluff	97 59								

Non-Div I Games:

Missouri

Average RPI Win:	206	WON-LOST	WINNING	LAST 10	STRENGTH OF	OPP. STRENGTH	TEAM	ADJ.	CONF.	ADJ CONF.
Average RPI Loss:	83	RECORD	PCT. RANK	GAMES	SCHEDULE	OF SCHEDULE	RPI	RPI	RPI	RPI
DIV. I ONLY	10- 9	153	4- 6	121	87	108	108	9	9	
DIV. I NON-CONF.	8- 4	84	3- 2	86	82	64	64	9	9	
TOTALS	RPI 1-25	RPI 26-50	W-L RECORDS	RPI 51-100	RPI 101-150	RPI 150+				
10- 9	0- 1	0- 2	OVERALL	0- 3	3- 1	7- 2				
5- 1	0- 0	0- 1	HOME	0- 0	1- 0	4- 0				
3- 7	0- 1	0- 1	AWAY	0- 2	1- 1	2- 2				
2- 1	0- 0	0- 0	NEUTRAL	0- 1	1- 0	1- 0				
8- 4	0- 1	0- 1	NON-CONFERENCE	0- 2	3- 0	5- 0				
4- 1	0- 0	0- 1	HOME	0- 0	1- 0	3- 0				
2- 2	0- 1	0- 0	AWAY	0- 1	1- 0	1- 0				
2- 1	0- 0	0- 0	NEUTRAL	0- 1	1- 0	1- 0				
2- 5	0- 0	0- 1	CONFERENCE	0- 1	0- 1	2- 2				
1- 0	0- 0	0- 0	HOME	0- 0	0- 0	1- 0				
1- 5	0- 0	0- 1	AWAY	0- 1	0- 1	1- 2				
0- 0	0- 0	0- 0	NEUTRAL	0- 0	0- 0	0- 0				

RPI 1-25				RPI 26-50				RPI 51-100				RPI 101+ Team's RPI: 108			
RPI	S	Opponent	Score	RPI	S	Opponent	Score	RPI	S	Opponent	Score	RPI	S	Opponent	Score
16	A	Iowa	43 97	29	A	Creighton	53 73	53	N	Gonzaga	66 80	122	A	UNI	52 75
				31	H	Oklahoma St.	71 74	74	A	Wichita St.	64 76	123	A	UALR	78 68
								85	A	Missouri	77 91	130	H	Arkansas St.	83 60
												136	N	UC Santa Barbara	68 61
												151	N	UCF	83 75
												158	A	Evansville	53 77
												171	H	Oral Roberts	73 72
												182	A	Bradley	79 80
												246	H	Northern Ky.	70 67
												250	A	Southeast Mo. St.	69 55
												278	H	Coppin St.	88 75
												283	H	Drake	80 77
												294	A	Southern Ill.	79 72
LAST 12 Division I GAMES:															
294	A	Southern Ill.	79 72	74	A	Wichita St.	64 76								
158	A	Evansville	53 77	278	H	Coppin St.	88 75								
29	A	Creighton	53 73	250	A	Southeast Mo. St.	69 55								
283	H	Drake	80 77	16	A	Iowa	43 97								
182	A	Bradley	79 80	130	H	Arkansas St.	83 60								
122	A	UNI	52 75	85	A	Missouri	77 91								

Non-Div I Games:

Missouri St.

■ Loss,
■ Non-Conf, S Site,
■ Home
■ Away
N Neutral

Average RPI Win:	278	WON-LOST	WINNING	LAST 10	STRENGTH OF	OPP. STRENGTH	TEAM	ADJ.	CONF.	ADJ CONF.
Average RPI Loss:	119	RECORD	PCT. RANK	GAMES	SCHEDULE	OF SCHEDULE	RPI	RPI	RPI	RPI
DIV. I ONLY	7- 11	230	5- 5	197	154	221	221	26	26	
DIV. I NON-CONF.	3- 8	274	1- 4	94	121	216	216	23	23	
TOTALS	RPI 1-25	RPI 26-50	W-L RECORDS	RPI 51-100	RPI 101-150	RPI 150+				
7- 11	0- 1	0- 2	OVERALL	0- 1	0- 4	7- 3				
3- 3	0- 0	0- 2	HOME	0- 0	0- 1	3- 0				
4- 6	0- 1	0- 0	AWAY	0- 1	0- 1	4- 3				
0- 2	0- 0	0- 0	NEUTRAL	0- 0	0- 2	0- 0				
3- 8	0- 1	0- 2	NON-CONFERENCE	0- 1	0- 2	3- 2				
2- 2	0- 0	0- 2	HOME	0- 0	0- 0	2- 0				
1- 4	0- 1	0- 0	AWAY	0- 1	0- 0	1- 2				
0- 2	0- 0	0- 0	NEUTRAL	0- 0	0- 2	0- 0				
4- 3	0- 0	0- 0	CONFERENCE	0- 0	0- 2	4- 1				
1- 1	0- 0	0- 0	HOME	0- 0	0- 1	1- 0				
3- 2	0- 0	0- 0	AWAY	0- 0	0- 1	3- 1				
0- 0	0- 0	0- 0	NEUTRAL	0- 0	0- 0	0- 0				

RPI	S	Opponent	Score	RPI	S	Opponent	Score	RPI	S	Opponent	Score	RPI	S	Opponent	Score	Team's RPI: 221
17	A	Duke	32 73	27	H	Delaware	53 82	53	A	Gonzaga	51 77	101	N	East Carolina	49 64	
				39	H	Georgetown	48 61					113	H	Saint Francis (PA)	49 63	
												131	A	Sacred Heart	42 56	
												138	N	High Point	74 81	
												168	A	Washington St.	69 79	
												214	A	Mt. St. Mary's	51 70	
												226	A	Lehigh	55 50	
												230	H	Lafayette	62 43	
												262	H	Robert Morris	58 47	
												266	A	St. Francis Brooklyn	68 64	
												308	A	UMBC	68 71	
												315	A	LIU Brooklyn	63 62	
												322	H	Manhattan	58 43	
												324	A	Wagner	81 64	
LAST 12 Division I GAMES:																
131	A	Sacred Heart	42 56	214	A	Mt. St. Mary's	51 70									
266	A	St. Francis Brooklyn	68 64	17	A	Duke	32 73									
315	A	LIU Brooklyn	63 62	322	H	Manhattan	58 43									
113	H	Saint Francis (PA)	49 63	27	H	Delaware	53 82									
262	H	Robert Morris	58 47	39	H	Georgetown	48 61									
324	A	Wagner	81 64	101	N	East Carolina	49 64									

Non-Div I Games:

Monmouth

Average RPI Win:	216	WON-LOST	WINNING	LAST 10	STRENGTH OF	OPP. STRENGTH	TEAM	ADJ.	CONF.	ADJ CONF.
Average RPI Loss:	76	RECORD	PCT. RANK	GAMES	SCHEDULE	OF SCHEDULE	RPI	RPI	RPI	RPI
DIV. I ONLY	13- 5	57	8- 2	174	172	88	88	15	15	
DIV. I NON-CONF.	5- 3	112	1- 1	130	122	96	96	14	14	
TOTALS	RPI 1-25	RPI 26-50	W-L RECORDS	RPI 51-100	RPI 101-150	RPI 150+				
13- 5	0- 1	0- 0	OVERALL	0- 2	2- 2	11- 0				
7- 2	0- 0	0- 0	HOME	0- 2	1- 0	6- 0				
6- 2	0- 0	0- 0	AWAY	0- 0	1- 2	5- 0				
0- 1	0- 1	0- 0	NEUTRAL	0- 0	0- 0	0- 0				
5- 3	0- 1	0- 0	NON-CONFERENCE	0- 1	0- 1	5- 0				
3- 1	0- 0	0- 0	HOME	0- 1	0- 0	3- 0				
2- 1	0- 0	0- 0	AWAY	0- 0	0- 1	2- 0				
0- 1	0- 1	0- 0	NEUTRAL	0- 0	0- 0	0- 0				
8- 2	0- 0	0- 0	CONFERENCE	0- 1	2- 1	6- 0				
4- 1	0- 0	0- 0	HOME	0- 1	1- 0	3- 0				
4- 1	0- 0	0- 0	AWAY	0- 0	1- 1	3- 0				
0- 0	0- 0	0- 0	NEUTRAL	0- 0	0- 0	0- 0				

RPI 1-25				RPI 26-50				RPI 51-100				Team's RPI: 88		RPI 101+			
RPI	S	Opponent	Score	RPI	S	Opponent	Score	RPI	S	Opponent	Score			RPI	S	Opponent	Score
13	N	Villanova	49 74					63	H	Wyoming	56 58			103	A	Eastern Wash.	56 58
								79	H	Montana St.	49 58			121	A	Temple	41 55
														135	A	Idaho St.	57 52
														145	H	Sacramento St.	82 55
														160	A	Idaho	71 50
														160	H	Idaho	76 65
														194	H	Northern Colo.	56 42
														212	H	Tennessee St.	71 48
														215	A	Portland St.	70 55
														220	H	North Dakota	77 45
														231	H	Denver	58 56
														239	A	Southern Utah	78 63
														282	A	UNLV	69 65
														303	H	Northern Ariz.	79 71
														316	A	Weber St.	61 53
LAST 12 Division I GAMES:																	
316	A	Weber St.	61 53	215	A	Portland St.	70 55										
135	A	Idaho St.	57 52	103	A	Eastern Wash.	56 58										
239	A	Southern Utah	78 63	145	H	Sacramento St.	82 55										
79	H	Montana St.	49 58	303	H	Northern Ariz.	79 71										
194	H	Northern Colo.	56 42	231	H	Denver	58 56										
220	H	North Dakota	77 45	63	H	Wyoming	56 58										

Non-Div I Games: Mont. St.-Northern 75 45

Non-Conference				Through Games of Sunday, January 17, 2010						
Average RPI Win:	211	WON-LOST	WINNING	LAST 10	STRENGTH OF	OPP. STRENGTH	TEAM	ADJ.	CONF.	ADJ CONF.
Average RPI Loss:	105	RECORD	PCT. RANK	GAMES	SCHEDULE	OF SCHEDULE	RPI	RPI	RPI	RPI
DIV. I ONLY	13- 4	42	8- 1	208	183	79	79	15	15	
DIV. I NON-CONF.	5- 2	71	0- 1	173	159	81	81	14	14	

TOTALS	RPI 1-25		RPI 26-50		W-L RECORDS		RPI 51-100		RPI 101-150	RPI 150+
13- 4	0- 0		0- 0		OVERALL		1- 2		1- 2	11- 0
4- 2	0- 0		0- 0		HOME		0- 1		0- 1	4- 0
8- 2	0- 0		0- 0		AWAY		1- 1		1- 1	6- 0
1- 0	0- 0		0- 0		NEUTRAL		0- 0		0- 0	1- 0
5- 2	0- 0		0- 0		NON-CONFERENCE		0- 2		0- 0	5- 0
1- 1	0- 0		0- 0		HOME		0- 1		0- 0	1- 0
3- 1	0- 0		0- 0		AWAY		0- 1		0- 0	3- 0
1- 0	0- 0		0- 0		NEUTRAL		0- 0		0- 0	1- 0
8- 2	0- 0		0- 0		CONFERENCE		1- 0		1- 2	6- 0
3- 1	0- 0		0- 0		HOME		0- 0		0- 1	3- 0
5- 1	0- 0		0- 0		AWAY		1- 0		1- 1	3- 0
0- 0	0- 0		0- 0		NEUTRAL		0- 0		0- 0	0- 0

RPI 1-25				RPI 26-50				RPI 51-100				Team's RPI: 79				RPI 101+			
RPI	S	Opponent	Score	RPI	S	Opponent	Score	RPI	S	Opponent	Score	RPI	S	Opponent	Score	RPI	S	Opponent	Score
								63	H	Wyoming	60	68	103	A	Eastern Wash.	73	60		
								76	A	SMU	70	71	135	A	Idaho St.	55	63		
								88	A	Montana	58	49	145	H	Sacramento St.	65	69		
													170	N	Clemson	58	52		
													190	A	Utah St.	71	65		
													194	H	Northern Colo.	65	58		
													212	H	Tennessee St.	65	55		
													215	A	Portland St.	81	74		
													220	H	North Dakota	64	49		
													231	A	Denver	73	55		
													239	A	Southern Utah	65	59		
													268	A	Colorado St.	58	53		
													303	H	Northern Ariz.	69	52		
													316	A	Weber St.	67	37		
LAST 12 Division I GAMES:																			
				135	A	Idaho St.	55	63					103	A	Eastern Wash.	73	60		
				316	A	Weber St.	67	37					215	A	Portland St.	81	74		
				88	A	Montana	58	49					303	H	Northern Ariz.	69	52		
				239	A	Southern Utah	65	59					145	H	Sacramento St.	65	69		
				220	H	North Dakota	64	49					63	H	Wyoming	60	68		
				194	H	Northern Colo.	65	58					212	H	Tennessee St.	65	55		

Non-Div I Games:	Montana Western	81	49
------------------	-----------------	----	----

Mont. St. Billings 54 57

Montana St.

Loss, Non-Conf, S Site, H Home A Away N Neutral

Average RPI Win: 261	WON-LOST	WINNING	LAST 10	STRENGTH OF	OPP. STRENGTH	TEAM	ADJ.	CONF.	ADJ CONF.
Average RPI Loss: 174	RECORD	PCT. RANK	GAMES	SCHEDULE	OF SCHEDULE	RPI	RPI	RPI	RPI
DIV. I ONLY	6- 14	286	4- 5	283	213	285	285	27	27
DIV. I NON-CONF.	3- 10	295	2- 2	273	207	306	306	26	26
TOTALS	RPI 1-25	RPI 26-50	W-L RECORDS	RPI 51-100	RPI 101-150	RPI 150+			
6- 14	0- 1	0- 0	OVERALL	0- 2	1- 2	5- 9			
3- 5	0- 0	0- 0	HOME	0- 1	0- 0	3- 4			
3- 9	0- 1	0- 0	AWAY	0- 1	1- 2	2- 5			
0- 0	0- 0	0- 0	NEUTRAL	0- 0	0- 0	0- 0			
3- 10	0- 1	0- 0	NON-CONFERENCE	0- 2	1- 1	2- 6			
2- 3	0- 0	0- 0	HOME	0- 1	0- 0	2- 2			
1- 7	0- 1	0- 0	AWAY	0- 1	1- 1	0- 4			
0- 0	0- 0	0- 0	NEUTRAL	0- 0	0- 0	0- 0			
3- 4	0- 0	0- 0	CONFERENCE	0- 0	0- 1	3- 3			
1- 2	0- 0	0- 0	HOME	0- 0	0- 0	1- 2			
2- 2	0- 0	0- 0	AWAY	0- 0	0- 1	2- 1			
0- 0	0- 0	0- 0	NEUTRAL	0- 0	0- 0	0- 0			

RPI 1-25				RPI 26-50				RPI 51-100				RPI 101+ Team's RPI: 285			
RPI	S	Opponent	Score	RPI	S	Opponent	Score	RPI	S	Opponent	Score	RPI	S	Opponent	Score
9	A	Kentucky	37 73					75	H	Western Ky.	38 62	129	A	UAB	57 50
								80	A	Illinois St.	45 62	143	A	UT Martin	56 75
												144	A	Wright St.	46 53
												155	H	Eastern Ill.	58 78
												184	A	Cincinnati	45 55
												204	A	Xavier	58 73
												205	A	Eastern Ky.	52 62
												206	H	SIU Edwardsville	75 72
												212	H	Tennessee St.	56 68
												227	H	East Tenn. St.	53 57
												229	A	Georgia St.	47 61
												250	A	Southeast Mo. St.	70 64
												279	H	Northern Ill.	46 76
												295	A	Ohio	72 79
												306	A	Austin Peay	77 71
												336	H	Kennesaw St.	50 49
												339	H	Kent St.	51 50
LAST 12 Division I GAMES:															
212	H	Tennessee St.	56 68	155	H	Eastern Ill.	58 78								
250	A	Southeast Mo. St.	70 64	144	A	Wright St.	46 53								
143	A	UT Martin	56 75	339	H	Kent St.	51 50								
306	A	Austin Peay	77 71	129	A	UAB	57 50								
205	A	Eastern Ky.	52 62	229	A	Georgia St.	47 61								
206	H	SIU Edwardsville	75 72	295	A	Ohio	72 79								

Non-Div I Games: Bethel (TN) 72 57

Morehead St.

Average RPI Win: 291		WON-LOST	WINNING	LAST 10	STRENGTH OF		OPP. STRENGTH	TEAM	ADJ.	CONF.	ADJ CONF.
Average RPI Loss: 189		RECORD	PCT. RANK	GAMES	SCHEDULE		OF SCHEDULE	RPI	RPI	RPI	RPI
DIV. I ONLY		5- 14	297	1- 9	233		335	313	313	30	30
DIV. I NON-CONF.		3- 10	295	0- 6	205		334	315	315	30	30
TOTALS		RPI 1-25	RPI 26-50		W-L RECORDS		RPI 51-100	RPI 101-150		RPI 150+	
5- 14	0- 0	0- 0		OVERALL		0- 3	0- 1		5- 10		
5- 4	0- 0	0- 0		HOME		0- 0	0- 1		5- 3		
0- 10	0- 0	0- 0		AWAY		0- 0	0- 0		0- 0		
0- 0	0- 0	0- 0		NEUTRAL		0- 0	0- 0		0- 0		
3- 10	0- 0	0- 0		NON-CONFERENCE		0- 2	0- 1		3- 7		
3- 3	0- 0	0- 0		HOME		0- 0	0- 1		3- 2		
0- 7	0- 0	0- 0		AWAY		0- 2	0- 0		0- 5		
0- 0	0- 0	0- 0		NEUTRAL		0- 0	0- 0		0- 0		
2- 4	0- 0	0- 0		CONFERENCE		0- 1	0- 0		2- 3		
2- 1	0- 0	0- 0		HOME		0- 0	0- 0		2- 1		
0- 3	0- 0	0- 0		AWAY		0- 1	0- 0		0- 2		
0- 0	0- 0	0- 0		NEUTRAL		0- 0	0- 0		0- 0		

RPI 1-25				RPI 26-50				RPI 51-100				RPI 101+				Team's RPI: 313	
RPI	S	Opponent	Score	RPI	S	Opponent	Score	RPI	S	Opponent	Score	RPI	S	Opponent	Score		
								82	A	Fordham	56	72	146	H	Bucknell	64	72
								85	A	Missouri	50	75	156	H	South Carolina St.	74	83
								93	A	Hampton	60	66	162	A	Elon	54	74
													167	A	N.C. A&T	73	90
													191	H	George Washington	40	75
													201	H	Army	59	63
													217	A	Penn	73	79
													222	H	Stony Brook	66	63
													255	A	George Mason	54	65
													259	A	Cornell	73	77
													278	H	Coppin St.	70	63
													299	A	Towson	57	61
													304	H	Savannah St.	68	50
													308	H	UMBC	72	61
													335	A	Norfolk St.	68	81
													343	H	Columbia	60	51
LAST 12 Division I GAMES:																	
				167	A	N.C. A&T	73	90	201	H	Army	59	63				
				335	A	Norfolk St.	68	81	85	A	Missouri	50	75				
				93	A	Hampton	60	66	82	A	Fordham	56	72				
				304	H	Savannah St.	68	50	162	A	Elon	54	74				
				156	H	South Carolina St.	74	83	278	H	Coppin St.	70	63				
				217	A	Penn	73	79	259	A	Cornell	73	77				

Non-Div I Games:

Morgan St.

■ Loss, ■ Non-Conf, S Site, H Home A Away N Neutral

Average RPI Win:	256	WON-LOST	WINNING	LAST 10	STRENGTH OF	OPP. STRENGTH	TEAM	ADJ.	CONF.	ADJ CONF.
Average RPI Loss:	173	RECORD	PCT. RANK	GAMES	SCHEDULE	OF SCHEDULE	RPI	RPI	RPI	RPI
DIV. I ONLY	8- 10	200	4- 6	212	305	214	214	26	26	
DIV. I NON-CONF.	4- 7	230	2- 3	117	278	198	198	23	23	
TOTALS	RPI 1-25	RPI 26-50	W-L RECORDS	RPI 51-100	RPI 101-150	RPI 150+				
8- 10	0- 1	0- 0	OVERALL	0- 0	0- 3	8- 6				
3- 4	0- 0	0- 0	HOME	0- 0	0- 1	3- 3				
5- 6	0- 1	0- 0	AWAY	0- 0	0- 2	5- 3				
0- 0	0- 0	0- 0	NEUTRAL	0- 0	0- 0	0- 0				
4- 7	0- 1	0- 0	NON-CONFERENCE	0- 0	0- 3	4- 3				
2- 3	0- 0	0- 0	HOME	0- 0	0- 1	2- 2				
2- 4	0- 1	0- 0	AWAY	0- 0	0- 2	2- 1				
0- 0	0- 0	0- 0	NEUTRAL	0- 0	0- 0	0- 0				
4- 3	0- 0	0- 0	CONFERENCE	0- 0	0- 0	4- 3				
1- 1	0- 0	0- 0	HOME	0- 0	0- 0	1- 1				
3- 2	0- 0	0- 0	AWAY	0- 0	0- 0	3- 2				
0- 0	0- 0	0- 0	NEUTRAL	0- 0	0- 0	0- 0				

RPI	S	Opponent	Score	RPI	S	Opponent	Score	RPI	S	Opponent	Score	RPI	S	Opponent	Score	Team's RPI: 214
8	A	Maryland	47 88									119	H	American	46 48	
												127	A	Howard	52 77	
												146	A	Bucknell	43 55	
												183	H	Navy	53 45	
												193	A	Pittsburgh	49 67	
												195	A	Rider	70 67	
												198	H	Campbell	48 54	
												219	A	Central Conn. St.	73 77	
												221	H	Monmouth	70 51	
												226	H	Lehigh	57 66	
												235	A	Seton Hall	74 64	
												236	H	Fairleigh Dickinson	60 69	
												262	A	Robert Morris	59 61	
												266	A	St. Francis Brooklyn	49 45	
												309	A	Bryant	86 84	
												315	A	LIU Brooklyn	66 41	
												327	H	UMES	62 58	
LAST 12 Division I GAMES:																
262	A	Robert Morris	59 61	221	H	Monmouth	70 51									
219	A	Central Conn. St.	73 77	226	H	Lehigh	57 66									
309	A	Bryant	86 84	119	H	American	46 48									
266	A	St. Francis Brooklyn	49 45	193	A	Pittsburgh	49 67									
315	A	LIU Brooklyn	66 41	235	A	Seton Hall	74 64									
236	H	Fairleigh Dickinson	60 69	183	H	Navy	53 45									

Non-Div I Games:

Mt. St. Mary's

Average RPI Win: 242	WON-LOST	WINNING	LAST 10	STRENGTH OF	OPP. STRENGTH	TEAM	ADJ.	CONF.	ADJ CONF.
Average RPI Loss: 147	RECORD	PCT. RANK	GAMES	SCHEDULE	OF SCHEDULE	RPI	RPI	RPI	RPI
DIV. I ONLY	11- 7	100	6- 4	293	208	203	203	27	27
DIV. I NON-CONF.	6- 4	124	2- 1	263	175	206	206	26	26
TOTALS	RPI 1-25	RPI 26-50	W-L RECORDS	RPI 51-100	RPI 101-150	RPI 150+			
11- 7	0- 0	0- 0	OVERALL	0- 3	1- 0	10- 4			
7- 4	0- 0	0- 0	HOME	0- 1	0- 0	7- 3			
4- 3	0- 0	0- 0	AWAY	0- 2	1- 0	3- 1			
0- 0	0- 0	0- 0	NEUTRAL	0- 0	0- 0	0- 0			
6- 4	0- 0	0- 0	NON-CONFERENCE	0- 3	0- 0	6- 1			
5- 2	0- 0	0- 0	HOME	0- 1	0- 0	5- 1			
1- 2	0- 0	0- 0	AWAY	0- 2	0- 0	1- 0			
0- 0	0- 0	0- 0	NEUTRAL	0- 0	0- 0	0- 0			
5- 3	0- 0	0- 0	CONFERENCE	0- 0	1- 0	4- 3			
2- 2	0- 0	0- 0	HOME	0- 0	0- 0	2- 2			
3- 1	0- 0	0- 0	AWAY	0- 0	1- 0	2- 1			
0- 0	0- 0	0- 0	NEUTRAL	0- 0	0- 0	0- 0			

RPI 1-25			RPI 26-50			RPI 51-100			RPI 101+			Team's RPI: 203
RPI	S	Opponent	Score	RPI	S	Opponent	Score	RPI	S	Opponent	Score	
						75	H Western Ky.	69	80	143	A UT Martin	82 72
						85	A Missouri	55	69	155	H Eastern Ill.	68 58
						87	A James Madison	51	71	158	H Evansville	76 62
										163	H Belmont	50 59
										166	H Indiana	62 63
										185	A Longwood	76 68
										205	H Eastern Ky.	49 69
										206	H SIU Edwardsville	81 68
										249	H Ball St.	63 53
										250	A Southeast Mo. St.	58 70
										294	H Southern Ill.	67 55
										297	H Alabama A&M	69 54
										306	A Austin Peay	77 72
										328	H Lipscomb	63 55
										338	A Jacksonville St.	68 58
LAST 12 Division I GAMES:												
338	A	Jacksonville St.	68 58	143	A	UT Martin	82 72					
155	H	Eastern Ill.	68 58	205	H	Eastern Ky.	49 69					
206	H	SIU Edwardsville	81 68	85	A	Missouri	55 69					
163	H	Belmont	50 59	297	H	Alabama A&M	69 54					
306	A	Austin Peay	77 72	294	H	Southern Ill.	67 55					
250	A	Southeast Mo. St.	58 70	249	H	Ball St.	63 53					

Non-Div I Games: Mid-Continent 110 28

Murray St.

Average RPI Win:	243	WON-LOST	WINNING	LAST 10	STRENGTH OF	OPP. STRENGTH	TEAM	ADJ.	CONF.	ADJ CONF.
Average RPI Loss:	144	RECORD	PCT. RANK	GAMES	SCHEDULE	OF SCHEDULE	RPI	RPI	RPI	RPI
DIV. I ONLY	10- 7	119	6- 4	262	228	167	167	30	30	
DIV. I NON-CONF.	7- 5	131	5- 2	164	170	117	117	30	30	
TOTALS	RPI 1-25	RPI 26-50	W-L RECORDS	RPI 51-100	RPI 101-150	RPI 150+				
10- 7	0- 0	0- 1	OVERALL	0- 2	1- 2	9- 2				
6- 2	0- 0	0- 0	HOME	0- 1	0- 1	6- 0				
4- 5	0- 0	0- 1	AWAY	0- 1	1- 1	3- 2				
0- 0	0- 0	0- 0	NEUTRAL	0- 0	0- 0	0- 0				
7- 5	0- 0	0- 1	NON-CONFERENCE	0- 2	1- 1	6- 1				
4- 1	0- 0	0- 0	HOME	0- 1	0- 0	4- 0				
3- 4	0- 0	0- 1	AWAY	0- 1	1- 1	2- 1				
0- 0	0- 0	0- 0	NEUTRAL	0- 0	0- 0	0- 0				
3- 2	0- 0	0- 0	CONFERENCE	0- 0	0- 1	3- 1				
2- 1	0- 0	0- 0	HOME	0- 0	0- 1	2- 0				
1- 1	0- 0	0- 0	AWAY	0- 0	0- 0	1- 1				
0- 0	0- 0	0- 0	NEUTRAL	0- 0	0- 0	0- 0				

RPI S	Opponent	Score	RPI S	Opponent	Score	RPI S	Opponent	Score	RPI S	Opponent	Score	Team's RPI: 167
38	A Nebraska	50 68	84	H Charlotte	47 57	102	A Virginia Tech	39 58				
			90	A Richmond	63 76	107	A Liberty	60 56				
						127	H Howard	42 44				
						162	H Elon	75 65				
						191	H George Washington	67 56				
						192	H Iona	66 57				
						247	A Neb. Omaha	44 58				
						250	A Florida A&M	73 52				
						280	A Siena	49 47				
						290	A UNC Wilmington	56 47				
						301	H William & Mary	85 78				
						313	H Morgan St.	90 73				
						319	A Bethune-Cookman	64 69				
						342	H N.C. Central	67 27				
LAST 12 Division I GAMES:												
313	H Morgan St.	90 73	162	H Elon	75 65							
127	H Howard	42 44	102	A Virginia Tech	39 58							
250	A Florida A&M	73 52	301	H William & Mary	85 78							
319	A Bethune-Cookman	64 69	84	H Charlotte	47 57							
191	H George Washington	67 56	107	A Liberty	60 56							
290	A UNC Wilmington	56 47	342	H N.C. Central	67 27							

Non-Div I Games: Winston-Salem 56 43

N.C. A&T

■ Loss,
 ■ Non-Conf, S Site,
 ■ Home
 ■ Away
 N Neutral

N.C. Central

Through Games Of Sunday, January 27, 2013

Average RPI Win:	0	WON-LOST	WINNING	LAST 10	STRENGTH OF	OPP. STRENGTH	TEAM	ADJ.	CONF.	ADJ CONF.
Average RPI Loss:	216	RECORD	PCT. RANK	GAMES	SCHEDULE	OF SCHEDULE	RPI	RPI	RPI	RPI
DIV. I ONLY	0- 18	341	0- 10	245	342	342	342	30	30	
DIV. I NON-CONF.	0- 13	335	0- 7	235	337	339	339	30	30	
TOTALS	RPI 1-25	RPI 26-50	W-L RECORDS	RPI 51-100	RPI 101-150	RPI 150+				
0- 18	0- 1	0- 0	OVERALL	0- 1	0- 3	0- 13				
0- 5	0- 0	0- 0	HOME	0- 0	0- 1	0- 4				
0- 13	0- 1	0- 0	AWAY	0- 1	0- 2	0- 9				
0- 0	0- 0	0- 0	NEUTRAL	0- 0	0- 0	0- 0				
0- 13	0- 1	0- 0	NON-CONFERENCE	0- 1	0- 2	0- 9				
0- 3	0- 0	0- 0	HOME	0- 0	0- 0	0- 3				
0- 10	0- 1	0- 0	AWAY	0- 1	0- 2	0- 6				
0- 0	0- 0	0- 0	NEUTRAL	0- 0	0- 0	0- 0				
0- 5	0- 0	0- 0	CONFERENCE	0- 0	0- 1	0- 4				
0- 2	0- 0	0- 0	HOME	0- 0	0- 1	0- 1				
0- 3	0- 0	0- 0	AWAY	0- 0	0- 0	0- 3				
0- 0	0- 0	0- 0	NEUTRAL	0- 0	0- 0	0- 0				

RPI S	Opponent	Score	RPI S	Opponent	Score	RPI S	Opponent	Score	RPI S	Opponent	Score	Team's RPI: 342
14	A North Carolina	21 49				84	A Charlotte	31 80	101	A East Carolina	28 65	
									127	H Howard	30 56	
									142	A Old Dominion	33 59	
									152	H Presbyterian	37 49	
									167	A N.C. A&T	27 67	
									181	H Winthrop	44 63	
									198	A Campbell	51 67	
									250	A Florida A&M	35 52	
									278	H Coppin St.	38 53	
									290	A UNC Wilmington	45 59	
									305	H Wofford	39 50	
									310	A Coastal Caro.	39 58	
									317	A Gardner-Webb	32 54	
									319	A Bethune-Cookman	32 55	
									323	A Western Caro.	55 67	
									329	A UNC Greensboro	39 49	
LAST 12 Division I GAMES:												
278	H Coppin St.	38 53	181	H Winthrop	44 63							
127	H Howard	30 56	14	A North Carolina	21 49							
319	A Bethune-Cookman	32 55	142	A Old Dominion	33 59							
250	A Florida A&M	35 52	101	A East Carolina	28 65							
317	A Gardner-Webb	32 54	167	A N.C. A&T	27 67							
329	A UNC Greensboro	39 49	290	A UNC Wilmington	45 59							

Non-Div I Games:

N.C. Central

Loss, Non-Conf, S Site, H Home A Away N Neutral

Average RPI Win: 280	WON-LOST	WINNING	LAST 10	STRENGTH OF	OPP. STRENGTH	TEAM	ADJ.	CONF.	ADJ CONF.
Average RPI Loss: 185	RECORD	PCT. RANK	GAMES	SCHEDULE	OF SCHEDULE	RPI	RPI	RPI	RPI
DIV. I ONLY	7- 14	261	3- 7	302	297	296	296	33	33
DIV. I NON-CONF.	5- 13	273	1- 8	239	260	283	283	33	33
TOTALS	RPI 1-25	RPI 26-50	W-L RECORDS	RPI 51-100	RPI 101-150	RPI 150+			
7- 14	0- 1	0- 0	OVERALL	0- 2	0- 3	7- 8			
5- 4	0- 0	0- 0	HOME	0- 0	0- 2	5- 2			
2- 10	0- 1	0- 0	AWAY	0- 2	0- 1	2- 6			
0- 0	0- 0	0- 0	NEUTRAL	0- 0	0- 0	0- 0			
5- 13	0- 1	0- 0	NON-CONFERENCE	0- 2	0- 3	5- 7			
3- 4	0- 0	0- 0	HOME	0- 0	0- 2	3- 2			
2- 9	0- 1	0- 0	AWAY	0- 2	0- 1	2- 5			
0- 0	0- 0	0- 0	NEUTRAL	0- 0	0- 0	0- 0			
2- 1	0- 0	0- 0	CONFERENCE	0- 0	0- 0	2- 1			
2- 0	0- 0	0- 0	HOME	0- 0	0- 0	2- 0			
0- 1	0- 0	0- 0	AWAY	0- 0	0- 0	0- 1			
0- 0	0- 0	0- 0	NEUTRAL	0- 0	0- 0	0- 0			

RPI 1-25				RPI 26-50				RPI 51-100				RPI 101+ Team's RPI: 296			
RPI	S	Opponent	Score	RPI	S	Opponent	Score	RPI	S	Opponent	Score	RPI	S	Opponent	Score
7	A	Penn St.	37 82					61	A	St. John's (NY)	37 55	127	H	Howard	33 46
								98	A	Albany (NY)	41 76	134	H	Northeastern	45 59
												146	A	Bucknell	35 52
												195	A	Rider	53 51
												222	H	Stony Brook	34 59
												226	H	Lehigh	45 46
												235	A	Seton Hall	66 69
												236	A	Fairleigh Dickinson	58 67
												242	A	VCU	52 64
												252	A	Colgate	36 72
												260	H	Delaware St.	55 42
												266	H	St. Francis Brooklyn	73 61
												267	A	Brown	51 53
												291	H	Rhode Island	48 44
												298	H	Tex.-Pan American	60 55
												311	H	Utah Valley	49 46
												337	A	Saint Peter's	62 35
												341	A	Chicago St.	57 58
LAST 12 Division I GAMES:															
311	H	Utah Valley	49 46	226	H	Lehigh	45 46	252	A	Colgate	36 72				
127	H	Howard	33 46	291	H	Rhode Island	48 44	61	A	St. John's (NY)	37 55				
341	A	Chicago St.	57 58	7	A	Penn St.	37 82	242	A	VCU	52 64				
267	A	Brown	51 53												
298	H	Tex.-Pan American	60 55												
146	A	Bucknell	35 52												

Non-Div I Games: Rutgers-Newark 90 31 Centenary (NJ) 72 37

NJIT

Loss, Non-Conf, S Site, H Home A Away N Neutral

Average RPI Win: 246	WON-LOST	WINNING	LAST 10	STRENGTH OF	OPP. STRENGTH	TEAM	ADJ.	CONF.	ADJ CONF.
Average RPI Loss: 142	RECORD	PCT. RANK	GAMES	SCHEDULE	OF SCHEDULE	RPI	RPI	RPI	RPI
DIV. I ONLY	11- 9	145	5- 5	275	216	183	183	17	17
DIV. I NON-CONF.	7- 8	177	2- 5	295	220	240	240	20	20

TOTALS	RPI 1-25	RPI 26-50	W-L RECORDS	RPI 51-100	RPI 101-150	RPI 150+			
11- 9	0- 1	0- 0	OVERALL	0- 2	2- 2	9- 4			
7- 1	0- 0	0- 0	HOME	0- 0	2- 1	5- 0			
3- 7	0- 1	0- 0	AWAY	0- 2	0- 0	3- 4			
1- 1	0- 0	0- 0	NEUTRAL	0- 0	0- 1	1- 0			
7- 8	0- 1	0- 0	NON-CONFERENCE	0- 2	1- 2	6- 3			
5- 1	0- 0	0- 0	HOME	0- 0	1- 1	4- 0			
1- 6	0- 1	0- 0	AWAY	0- 2	0- 0	1- 3			
1- 1	0- 0	0- 0	NEUTRAL	0- 0	0- 1	1- 0			
4- 1	0- 0	0- 0	CONFERENCE	0- 0	1- 0	3- 1			
2- 0	0- 0	0- 0	HOME	0- 0	1- 0	1- 0			
2- 1	0- 0	0- 0	AWAY	0- 0	0- 0	2- 1			
0- 0	0- 0	0- 0	NEUTRAL	0- 0	0- 0	0- 0			

RPI 1-25				RPI 26-50				RPI 51-100				RPI 101+ Team's RPI: 183			
RPI	S	Opponent	Score	RPI	S	Opponent	Score	RPI	S	Opponent	Score	RPI	S	Opponent	Score
20	A	Princeton	50 70					58	A	Marquette	65 73	101	H	East Carolina	57 48
								90	A	Richmond	59 65	119	H	American	61 42
												138	H	High Point	47 63
												147	N	UC Davis	63 66
												192	A	Iona	64 74
												201	A	Army	42 53
												208	A	Holy Cross	60 47
												214	A	Mt. St. Mary's	45 53
												222	A	Stony Brook	40 44
												224	H	Loyola Maryland	71 60
												230	H	Lafayette	62 44
												252	A	Colgate	59 43
												273	H	Marshall	67 51
												301	H	William & Mary	69 64
												325	N	Jackson St.	72 48
												332	A	Air Force	60 36
												337	H	Saint Peter's	64 53
LAST 12 Division I GAMES:															
252	A	Colgate	59 43	90	A	Richmond	59 65	273	H	Marshall	67 51				
119	H	American	61 42					58	A	Marquette	65 73				
201	A	Army	42 53					214	A	Mt. St. Mary's	45 53				
208	A	Holy Cross	60 47					301	H	William & Mary	69 64				
230	H	Lafayette	62 44					138	H	High Point	47 63				
20	A	Princeton	50 70												

Non-Div I Games:

Navy

Average RPI Win:	276	WON-LOST	WINNING	LAST 10	STRENGTH OF	OPP. STRENGTH	TEAM	ADJ.	CONF.	ADJ CONF.
Average RPI Loss:	176	RECORD	PCT. RANK	GAMES	SCHEDULE	OF SCHEDULE	RPI	RPI	RPI	RPI
DIV. I ONLY	11- 6	89	5- 4	339	274	247	247	32	32	
DIV. I NON-CONF.	11- 6	97	6- 4	333	292	243	243	32	32	
TOTALS	RPI 1-25	RPI 26-50	W-L RECORDS	RPI 51-100	RPI 101-150	RPI 150+				
11- 6	0- 0	0- 0	OVERALL	0- 1	0- 0	11- 5				
8- 3	0- 0	0- 0	HOME	0- 1	0- 0	8- 2				
3- 3	0- 0	0- 0	AWAY	0- 0	0- 0	3- 3				
0- 0	0- 0	0- 0	NEUTRAL	0- 0	0- 0	0- 0				
11- 6	0- 0	0- 0	NON-CONFERENCE	0- 1	0- 0	11- 5				
8- 3	0- 0	0- 0	HOME	0- 1	0- 0	8- 2				
3- 3	0- 0	0- 0	AWAY	0- 0	0- 0	3- 3				
0- 0	0- 0	0- 0	NEUTRAL	0- 0	0- 0	0- 0				
0- 0	0- 0	0- 0	CONFERENCE	0- 0	0- 0	0- 0				
0- 0	0- 0	0- 0	HOME	0- 0	0- 0	0- 0				
0- 0	0- 0	0- 0	AWAY	0- 0	0- 0	0- 0				
0- 0	0- 0	0- 0	NEUTRAL	0- 0	0- 0	0- 0				

RPI	S	Opponent	Score	RPI	S	Opponent	Score	RPI	S	Opponent	Score	RPI	S	Opponent	Score	Team's RPI: 247
67	H	South Dakota St.	64	74	154	A	IUPUI	49	60	167	H	N.C. A&T	58	44		
					175	H	Saint Louis	42	51	188	A	South Dakota	57	62		
					232	A	Western Ill.	44	71	237	H	Tulsa	48	49		
					238	H	La.-Lafayette	79	67	254	H	Oakland	59	41		
					264	H	North Dakota St.	61	52	270	A	UMKC	61	44		
					287	H	Loyola Chicago	65	58	292	H	IPFW	60	50		
					302	H	Texas-Arlington	73	39	303	H	Northern Ariz.	79	75		
					321	A	Ark.-Pine Bluff	67	63	341	A	Chicago St.	62	47		
LAST 12 Division I GAMES:																
67	H	South Dakota St.	64	74	254	H	Oakland	59	41							
264	H	North Dakota St.	61	52	188	A	South Dakota	57	62							
341	A	Chicago St.	62	47	270	A	UMKC	61	44							
232	A	Western Ill.	44	71	321	A	Ark.-Pine Bluff	67	63							
154	A	IUPUI	49	60	287	H	Loyola Chicago	65	58							
292	H	IPFW	60	50	237	H	Tulsa	48	49							

Non-Div I Games: Southwest Minn. St.63 37 St. Mary (NE) 92 78 Indiana Dabney 83 39

Neb. Omaha

Loss, Non-Conf, S Site, H Home A Away N Neutral

Nebraska

Average RPI Win:	133	WON-LOST	WINNING	LAST 10	STRENGTH OF	OPP. STRENGTH	TEAM	ADJ.	CONF.	ADJ CONF.
Average RPI Loss:	32	RECORD	PCT. RANK	GAMES	SCHEDULE	OF SCHEDULE	RPI	RPI	RPI	RPI
DIV. I ONLY	14- 6	65	7- 3	23	38	38	38	2	2	
DIV. I NON-CONF.	10- 3	50	4- 1	53	68	35	35	2	2	

TOTALS	RPI 1-25	RPI 26-50	W-L RECORDS	RPI 51-100	RPI 101-150	RPI 150+
14- 6	1- 3	1- 1	OVERALL	3- 2	4- 0	5- 0
10- 3	1- 2	1- 0	HOME	1- 1	3- 0	4- 0
4- 3	0- 1	0- 1	AWAY	2- 1	1- 0	1- 0
0- 0	0- 0	0- 0	NEUTRAL	0- 0	0- 0	0- 0
10- 3	1- 1	0- 1	NON-CONFERENCE	1- 1	4- 0	4- 0
8- 1	1- 1	0- 0	HOME	0- 0	3- 0	4- 0
2- 2	0- 0	0- 1	AWAY	1- 1	1- 0	0- 0
0- 0	0- 0	0- 0	NEUTRAL	0- 0	0- 0	0- 0
4- 3	0- 2	1- 0	CONFERENCE	2- 1	0- 0	1- 0
2- 2	0- 1	1- 0	HOME	1- 1	0- 0	0- 0
2- 1	0- 1	0- 0	AWAY	1- 0	0- 0	1- 0
0- 0	0- 0	0- 0	NEUTRAL	0- 0	0- 0	0- 0

RPI	S	Opponent	Score	RPI	S	Opponent	Score	RPI	S	Opponent	Score	RPI	S	Opponent	Score
7	A	Penn St.	58 80	29	A	Creighton	57 66	55	A	South Fla.	62 52	109	A	Southern California	74 65
8	H	Maryland	71 90	36	H	Michigan St.	59 54	56	A	Minnesota	84 63	121	H	Temple	64 39
10	H	Purdue	66 69					67	A	South Dakota St.	55 60	125	H	Sam Houston St.	85 72
19	H	Florida St.	78 77					73	H	Illinois	52 62	135	H	Idaho St.	60 51
								86	H	Wisconsin	70 52	166	A	Indiana	67 38
												167	H	N.C. A&T	68 50
												171	H	Oral Roberts	80 67
												303	H	Northern Ariz.	77 55
												318	H	Grambling	84 39
LAST 12 Division I GAMES:															
36	H	Michigan St.	59 54	86	H	Wisconsin	70 52	318	H	Grambling	84 39				
56	A	Minnesota	84 63	171	H	Oral Roberts	80 67	55	A	South Fla.	62 52				
73	H	Illinois	52 62	19	H	Florida St.	78 77	29	A	Creighton	57 66				
7	A	Penn St.	58 80												
166	A	Indiana	67 38												
10	H	Purdue	66 69												

Non-Div I Games:

Nebraska

■ Loss,
■ Non-Conf, S Site,
■ Home
■ Away
N Neutral

Nevada

Average RPI Win: 269

Average RPI Loss: 115

WON-LOST

WINNING

LAST 10

RECORD

PCT. RANK

GAMES

Through Games Of Sunday, January 27, 2013

STRENGTH OF

SCHEDULE

OPP. STRENGTH

OF SCHEDULE

TEAM

RPI

ADJ.

RPI

CONF.

RPI

ADJ CONF.

RPI

DIV. I ONLY

5- 12

287

1- 8

133

164

244

244

16

16

DIV. I NON-CONF.

4- 8

242

1- 5

152

167

230

230

16

16

TOTALS

RPI 1-25

RPI 26-50

W-L RECORDS

RPI 51-100

RPI 101-150

RPI 150+

5- 12

0- 1

0- 2

OVERALL

0- 3

0- 3

5- 3

3- 4

0- 0

0- 1

HOME

0- 1

0- 1

3- 1

2- 6

0- 1

0- 1

AWAY

0- 1

0- 1

2- 2

0- 2

0- 0

0- 0

NEUTRAL

0- 1

0- 1

0- 0

4- 8

0- 1

0- 1

NON-CONFERENCE

0- 1

0- 3

4- 2

2- 3

0- 0

0- 1

HOME

0- 0

0- 1

2- 1

2- 3

0- 1

0- 0

AWAY

0- 0

0- 1

2- 1

0- 2

0- 0

0- 0

NEUTRAL

0- 1

0- 1

0- 0

1- 4

0- 0

0- 1

CONFERENCE

0- 2

0- 0

1- 1

1- 1

0- 0

0- 0

HOME

0- 1

0- 0

1- 0

0- 3

0- 0

0- 1

AWAY

0- 1

0- 0

0- 1

0- 0

0- 0

0- 0

NEUTRAL

0- 0

0- 0

0- 0

RPI 1-25

RPI 26-50

RPI 51-100

RPI 101+

Team's RPI: 244

RPI	S	Opponent	Score
23	A	Pacific	63 72

RPI	S	Opponent	Score
42	H	Toledo	61 73
47	A	San Diego St.	57 69

RPI	S	Opponent	Score
55	N	South Fla.	46 71
63	A	Wyoming	41 92
78	H	Fresno St.	56 74

RPI	S	Opponent	Score
105	H	Cal Poly	63 72
114	N	Miami (OH)	49 62
133	A	Wake Forest	54 77
180	H	Cleveland St.	86 79
196	A	Portland	61 70
233	A	Boise St.	58 67
271	H	Cal St. Fullerton	76 72
274	A	Oregon	77 73
288	A	UC Irvine	72 49
293	H	CSU Bakersfield	80 83
332	H	Air Force	67 54

LAST 12 Division I GAMES:

233	A	Boise St.	58 67	133	A	Wake Forest	54 77
47	A	San Diego St.	57 69	114	N	Miami (OH)	49 62
78	H	Fresno St.	56 74	55	N	South Fla.	46 71
63	A	Wyoming	41 92	274	A	Oregon	77 73
332	H	Air Force	67 54	196	A	Portland	61 70
293	H	CSU Bakersfield	80 83	105	H	Cal Poly	63 72

Non-Div I Games: Cal St. L.A. 91 81

Nevada

■ Loss,
 ■ Non-Conf,
 ■ S Site,
 ■ Home
 ■ A Away
 N Neutral

New Hampshire

Through Games Of Sunday, January 27, 2013

Average RPI Win:	255	WON-LOST	WINNING	LAST 10	STRENGTH OF	OPP. STRENGTH	TEAM	ADJ.	CONF.	ADJ CONF.
Average RPI Loss:	162	RECORD	PCT. RANK	GAMES	SCHEDULE	OF SCHEDULE	RPI	RPI	RPI	RPI
DIV. I ONLY	7- 12	241	3- 7	196	278	241	241	22	22	
DIV. I NON-CONF.	5- 7	210	2- 3	241	267	225	225	25	25	
TOTALS	RPI 1-25	RPI 26-50	W-L RECORDS	RPI 51-100	RPI 101-150	RPI 150+				
7- 12	0- 0	0- 0	OVERALL	0- 4	0- 2	7- 6				
4- 3	0- 0	0- 0	HOME	0- 1	0- 0	4- 2				
3- 8	0- 0	0- 0	AWAY	0- 2	0- 2	3- 4				
0- 1	0- 0	0- 0	NEUTRAL	0- 1	0- 0	0- 0				
5- 7	0- 0	0- 0	NON-CONFERENCE	0- 1	0- 2	5- 4				
3- 1	0- 0	0- 0	HOME	0- 0	0- 0	3- 1				
2- 5	0- 0	0- 0	AWAY	0- 0	0- 2	2- 3				
0- 1	0- 0	0- 0	NEUTRAL	0- 1	0- 0	0- 0				
2- 5	0- 0	0- 0	CONFERENCE	0- 3	0- 0	2- 2				
1- 2	0- 0	0- 0	HOME	0- 1	0- 0	1- 1				
1- 3	0- 0	0- 0	AWAY	0- 2	0- 0	1- 1				
0- 0	0- 0	0- 0	NEUTRAL	0- 0	0- 0	0- 0				

RPI S	Opponent	Score	RPI S	Opponent	Score	RPI S	Opponent	Score	RPI S	Opponent	Score	Team's RPI: 241
						59 N	Quinnipiac	53 60	111 A	Boston College	59 64	
						65 H	Boston U.	53 55	115 A	Harvard	44 63	
						89 A	Hartford	56 63	165 A	Yale	57 51	
						98 A	Albany (NY)	43 78	180 A	Cleveland St.	47 58	
									208 A	Holy Cross	68 65	
									210 H	Dartmouth	54 38	
									219 H	Central Conn. St.	32 43	
									222 H	Stony Brook	44 48	
									252 A	Colgate	61 72	
									259 H	Cornell	59 56	
									267 A	Brown	43 50	
									272 A	Vermont	60 63	
									308 H	UMBC	63 62	
									314 A	Binghamton	60 52	
									324 H	Wagner	77 54	
LAST 12 Division I GAMES:												
314 A	Binghamton	60 52	272 A	Vermont	60 63							
89 A	Hartford	56 63	252 A	Colgate	61 72							
65 H	Boston U.	53 55	180 A	Cleveland St.	47 58							
98 A	Albany (NY)	43 78	324 H	Wagner	77 54							
308 H	UMBC	63 62	219 H	Central Conn. St.	32 43							
222 H	Stony Brook	44 48	210 H	Dartmouth	54 38							

Non-Div I Games:

New Hampshire

Loss, Non-Conf, S Site, H Home A Away N Neutral

New Mexico

New Mexico				Through Games Of Sunday, January 27, 2013						
Average RPI Win:	242	WON-LOST	WINNING	LAST 10	STRENGTH OF	OPP. STRENGTH	TEAM	ADJ.	CONF.	ADJ CONF.
Average RPI Loss:	98	RECORD	PCT. RANK	GAMES	SCHEDULE	OF SCHEDULE	RPI	RPI	RPI	RPI
DIV. I ONLY	10- 8	135	4- 6	169	145	157	157	16	16	
DIV. I NON-CONF.	8- 5	114	3- 4	169	161	147	147	16	16	
TOTALS	RPI 1-25	RPI 26-50	W-L RECORDS	RPI 51-100	RPI 101-150	RPI 150+				
10- 8	0- 1	1- 2	OVERALL	0- 2	0- 1	9- 2				
8- 3	0- 1	1- 1	HOME	0- 0	0- 1	7- 0				
2- 5	0- 0	0- 1	AWAY	0- 2	0- 0	2- 2				
0- 0	0- 0	0- 0	NEUTRAL	0- 0	0- 0	0- 0				
8- 5	0- 1	1- 1	NON-CONFERENCE	0- 1	0- 1	7- 1				
7- 2	0- 1	1- 0	HOME	0- 0	0- 1	6- 0				
1- 3	0- 0	0- 1	AWAY	0- 1	0- 0	1- 1				
0- 0	0- 0	0- 0	NEUTRAL	0- 0	0- 0	0- 0				
2- 3	0- 0	0- 1	CONFERENCE	0- 1	0- 0	2- 1				
1- 1	0- 0	0- 1	HOME	0- 0	0- 0	1- 0				
1- 2	0- 0	0- 0	AWAY	0- 1	0- 0	1- 1				
0- 0	0- 0	0- 0	NEUTRAL	0- 0	0- 0	0- 0				

RPI 1-25				RPI 26-50				RPI 51-100				RPI 101+ Team's RPI: 157			
RPI	S	Opponent	Score	RPI	S	Opponent	Score	RPI	S	Opponent	Score	RPI	S	Opponent	Score
22	H	Georgia	42 72	26	A	Colorado	39 84	52	A	UTEP	45 60	104	H	Arizona	53 58
				40	H	Texas Tech	65 61	78	A	Fresno St.	65 69	169	A	Houston	62 77
				47	H	San Diego St.	39 63					199	H	North Texas	81 59
												223	A	New Mexico St.	68 44
												223	H	New Mexico St.	60 37
												233	H	Boise St.	58 53
												268	A	Colorado St.	68 54
												271	H	Cal St. Fullerton	52 43
												282	A	UNLV	57 68
												303	H	Northern Ariz.	68 57
												316	H	Weber St.	67 44
												344	H	Houston Baptist	63 46
LAST 12 Division I GAMES:															
				47	H	San Diego St.	39 63	52	A	UTEP	45 60				
				268	A	Colorado St.	68 54	223	A	New Mexico St.	68 44				
				233	H	Boise St.	58 53	104	H	Arizona	53 58				
				78	A	Fresno St.	65 69	271	H	Cal St. Fullerton	52 43				
				282	A	UNLV	57 68	169	A	Houston	62 77				
				26	A	Colorado	39 84	316	H	Weber St.	67 44				

Non-Div I Games:

New Mexico

■ Loss,
 ■ Non-Conf, S Site,
 ■ Home
 ■ Away
 N Neutral

Average RPI Win:	225	WON-LOST	WINNING	LAST 10	STRENGTH OF	OPP. STRENGTH	TEAM	ADJ.	CONF.	ADJ CONF.
Average RPI Loss:	182	RECORD	PCT. RANK	GAMES	SCHEDULE	OF SCHEDULE	RPI	RPI	RPI	RPI
DIV. I ONLY	9- 10	173	4- 6	215	241	223	223	25	25	
DIV. I NON-CONF.	6- 4	124	1- 2	139	214	125	125	24	24	
TOTALS	RPI 1-25	RPI 26-50	W-L RECORDS	RPI 51-100	RPI 101-150	RPI 150+				
9- 10	0- 0	0- 0	OVERALL	1- 1	0- 1	8- 8				
6- 4	0- 0	0- 0	HOME	1- 0	0- 0	5- 4				
3- 6	0- 0	0- 0	AWAY	0- 1	0- 1	3- 4				
0- 0	0- 0	0- 0	NEUTRAL	0- 0	0- 0	0- 0				
6- 4	0- 0	0- 0	NON-CONFERENCE	1- 1	0- 1	5- 2				
5- 1	0- 0	0- 0	HOME	1- 0	0- 0	4- 1				
1- 3	0- 0	0- 0	AWAY	0- 1	0- 1	1- 1				
0- 0	0- 0	0- 0	NEUTRAL	0- 0	0- 0	0- 0				
3- 6	0- 0	0- 0	CONFERENCE	0- 0	0- 0	3- 6				
1- 3	0- 0	0- 0	HOME	0- 0	0- 0	1- 3				
2- 3	0- 0	0- 0	AWAY	0- 0	0- 0	2- 3				
0- 0	0- 0	0- 0	NEUTRAL	0- 0	0- 0	0- 0				

RPI S	Opponent	Score	RPI S	Opponent	Score	RPI S	Opponent	Score	RPI S	Opponent	Score	Team's RPI: 223
						52	A UTEP	44 66	136	A UC Santa Barbara	41 43	
						52	H UTEP	69 68	157	A New Mexico	37 60	
									157	H New Mexico	44 68	
									160	H Idaho	51 57	
									172	H Seattle	54 60	
									178	H Louisiana Tech	71 67	
									190	A Utah St.	63 65	
									202	H Loyola Marymount	77 76	
									231	A Denver	58 67	
									239	A Southern Utah	70 68	
									255	H George Mason	55 52	
									256	A UTSA	69 52	
									263	A San Jose St.	50 51	
									270	H UMKC	75 50	
									281	A Texas St.	61 58	
									288	H UC Irvine	50 44	
									302	H Texas-Arlington	59 62	
LAST 12 Division I GAMES:												
231	A	Denver	58	67	256	A	UTSA	69	52			
263	A	San Jose St.	50	51	178	H	Louisiana Tech	71	67			
190	A	Utah St.	63	65	302	H	Texas-Arlington	59	62			
160	H	Idaho	51	57	270	H	UMKC	75	50			
172	H	Seattle	54	60	157	H	New Mexico	44	68			
281	A	Texas St.	61	58	52	A	UTEP	44	66			

Non-Div I Games:

New Mexico St.

 Loss,
 Non-Conf,
 S Site,
 H Home
 A Away
N Neutral

Average RPI Win:	0	WON-LOST	WINNING	LAST 10	STRENGTH OF	OPP. STRENGTH	TEAM	ADJ.	CONF.	ADJ CONF.
Average RPI Loss:	247	RECORD	PCT. RANK	GAMES	SCHEDULE	OF SCHEDULE	RPI	RPI	RPI	RPI
DIV. I ONLY	0- 17	341	0- 10	338	345	345	345	32	32	
DIV. I NON-CONF.	0- 17	335	0- 12	332	344	345	345	32	32	
TOTALS	RPI 1-25	RPI 26-50	W-L RECORDS	RPI 51-100	RPI 101-150	RPI 150+				
0- 17	0- 0	0- 1	OVERALL	0- 1	0- 0	0- 15				
0- 8	0- 0	0- 0	HOME	0- 0	0- 0	0- 8				
0- 7	0- 0	0- 1	AWAY	0- 1	0- 0	0- 5				
0- 2	0- 0	0- 0	NEUTRAL	0- 0	0- 0	0- 2				
0- 17	0- 0	0- 1	NON-CONFERENCE	0- 1	0- 0	0- 15				
0- 8	0- 0	0- 0	HOME	0- 0	0- 0	0- 8				
0- 7	0- 0	0- 1	AWAY	0- 1	0- 0	0- 5				
0- 2	0- 0	0- 0	NEUTRAL	0- 0	0- 0	0- 2				
0- 0	0- 0	0- 0	CONFERENCE	0- 0	0- 0	0- 0				
0- 0	0- 0	0- 0	HOME	0- 0	0- 0	0- 0				
0- 0	0- 0	0- 0	AWAY	0- 0	0- 0	0- 0				
0- 0	0- 0	0- 0	NEUTRAL	0- 0	0- 0	0- 0				

RPI S	Opponent	Score	RPI S	Opponent	Score	RPI S	Opponent	Score	RPI S	Opponent	Score	Team's RPI: 345
40	A Texas Tech	38 81	64	A LSU	61 87	179	H Southern Miss.	59 69	197	H Nicholls St.	66 80	
						197	N Nicholls St.	45 75	235	A Seton Hall	35 82	
						238	A La.-Lafayette	41 68	239	N Southern Utah	47 76	
						286	H Northwestern St.	52 53	298	H Tex.-Pan American	56 71	
						300	A Southeastern La.	67 69	300	H Southeastern La.	64 76	
						318	A Grambling	44 76	321	A Ark.-Pine Bluff	62 75	
						321	H Ark.-Pine Bluff	54 63	325	H Jackson St.	51 82	
						344	H Houston Baptist	45 60				
LAST 12 Division I GAMES:												
298	H Tex.-Pan American	56 71	321	A Ark.-Pine Bluff	62 75							
318	A Grambling	44 76	235	A Seton Hall	35 82							
344	H Houston Baptist	45 60	325	H Jackson St.	51 82							
179	H Southern Miss.	59 69	238	A La.-Lafayette	41 68							
64	A LSU	61 87	300	A Southeastern La.	67 69							
321	H Ark.-Pine Bluff	54 63	300	H Southeastern La.	64 76							

Non-Div I Games: Ark.-Monticello 68 58

New Orleans

■ Loss,
 ■ Non-Conf, S Site,
 ■ Home
 ■ Away
 N Neutral

Niagara

Through Games Of Sunday, January 27, 2013

Average RPI Win:	275	WON-LOST	WINNING	LAST 10	STRENGTH OF	OPP. STRENGTH	TEAM	ADJ.	CONF.	ADJ CONF.
Average RPI Loss:	152	RECORD	PCT. RANK	GAMES	SCHEDULE	OF SCHEDULE	RPI	RPI	RPI	RPI
DIV. I ONLY	9- 10	173	4- 6	306	227	245	245	24	24	
DIV. I NON-CONF.	5- 6	187	2- 2	309	215	256	256	22	22	
TOTALS	RPI 1-25	RPI 26-50	W-L RECORDS	RPI 51-100	RPI 101-150	RPI 150+				
9- 10	0- 0	0- 2	OVERALL	0- 1	0- 2	9- 5				
5- 4	0- 0	0- 1	HOME	0- 1	0- 0	5- 2				
4- 6	0- 0	0- 1	AWAY	0- 0	0- 2	4- 3				
0- 0	0- 0	0- 0	NEUTRAL	0- 0	0- 0	0- 0				
5- 6	0- 0	0- 1	NON-CONFERENCE	0- 1	0- 1	5- 3				
3- 2	0- 0	0- 0	HOME	0- 1	0- 0	3- 1				
2- 4	0- 0	0- 1	AWAY	0- 0	0- 1	2- 2				
0- 0	0- 0	0- 0	NEUTRAL	0- 0	0- 0	0- 0				
4- 4	0- 0	0- 1	CONFERENCE	0- 0	0- 1	4- 2				
2- 2	0- 0	0- 1	HOME	0- 0	0- 0	2- 1				
2- 2	0- 0	0- 0	AWAY	0- 0	0- 1	2- 1				
0- 0	0- 0	0- 0	NEUTRAL	0- 0	0- 0	0- 0				

RPI S	Opponent	Score	RPI S	Opponent	Score	RPI S	Opponent	Score	RPI S	Opponent	Score	Team's RPI: 245
32	A Michigan	44 82	44	H Marist	51 71	94	H Bowling Green	74 79	132	A Fairfield	54 61	
44	H Marist	51 71							146	A Bucknell	69 77	
									189	H St. Bonaventure	49 51	
									192	A Iona	58 60	
									192	H Iona	65 76	
									195	H Rider	62 58	
									226	A Lehigh	49 72	
									240	A Canisius	62 49	
									252	H Colgate	66 63	
									254	H Oakland	70 59	
									262	A Robert Morris	63 59	
									276	A Buffalo	51 65	
									280	H Siena	70 62	
									314	A Binghamton	63 57	
									337	A Saint Peter's	54 46	
									339	H Kent St.	82 55	
LAST 12 Division I GAMES:												
240	A Canisius	62 49	280	H Siena	70 62							
192	A Iona	58 60	192	H Iona	65 76							
44	H Marist	51 71	32	A Michigan	44 82							
195	H Rider	62 58	276	A Buffalo	51 65							
132	A Fairfield	54 61	252	H Colgate	66 63							
337	A Saint Peter's	54 46	314	A Binghamton	63 57							

Non-Div I Games:

Niagara

■ Loss,
 ■ Non-Conf,
 S Site,
 ■ Home
 ■ Away
 N Neutral

Average RPI Win:	266	WON-LOST	WINNING	LAST 10	STRENGTH OF	OPP. STRENGTH	TEAM	ADJ.	CONF.	ADJ CONF.
Average RPI Loss:	144	RECORD	PCT. RANK	GAMES	SCHEDULE	OF SCHEDULE	RPI	RPI	RPI	RPI
DIV. I ONLY	12- 7	91	5- 5	331	280	197	197	21	21	
DIV. I NON-CONF.	8- 3	62	3- 1	327	264	140	140	21	21	
TOTALS	RPI 1-25	RPI 26-50	W-L RECORDS	RPI 51-100	RPI 101-150	RPI 150+				
12- 7	0- 1	0- 1	OVERALL	0- 0	1- 2	11- 3				
4- 2	0- 0	0- 0	HOME	0- 0	0- 1	4- 1				
5- 5	0- 1	0- 1	AWAY	0- 0	1- 1	4- 2				
3- 0	0- 0	0- 0	NEUTRAL	0- 0	0- 0	3- 0				
8- 3	0- 1	0- 1	NON-CONFERENCE	0- 0	0- 1	8- 0				
2- 0	0- 0	0- 0	HOME	0- 0	0- 0	2- 0				
3- 3	0- 1	0- 1	AWAY	0- 0	0- 1	3- 0				
3- 0	0- 0	0- 0	NEUTRAL	0- 0	0- 0	3- 0				
4- 4	0- 0	0- 0	CONFERENCE	0- 0	1- 1	3- 3				
2- 2	0- 0	0- 0	HOME	0- 0	0- 1	2- 1				
2- 2	0- 0	0- 0	AWAY	0- 0	1- 0	1- 2				
0- 0	0- 0	0- 0	NEUTRAL	0- 0	0- 0	0- 0				

RPI S	Opponent	Score	RPI S	Opponent	Score	RPI S	Opponent	Score	RPI S	Opponent	Score	Team's RPI: 197
24	A DePaul	57 87	40	A Texas Tech	48 78				125	H Sam Houston St.	63 70	
									130	A Arkansas St.	58 66	
									149	A McNeese St.	78 61	
									171	H Oral Roberts	69 66	
									177	H Central Ark.	56 72	
									187	A Texas Southern	65 58	
									225	A Stephen F. Austin	66 74	
									238	H La.-Lafayette	71 62	
									239	N Southern Utah	65 54	
									265	H La.-Monroe	85 60	
									284	N Mississippi Val.	60 57	
									286	A Northwestern St.	55 64	
									300	A Southeastern La.	71 65	
									330	A Alabama St.	57 46	
									333	H A&M-Corpus Christi	70 53	
									345	A New Orleans	80 66	
									345	N New Orleans	75 45	
LAST 12 Division I GAMES:												
125	H	Sam Houston St.	63	70	171	H	Oral Roberts	69	66			
333	H	A&M-Corpus Christi	70	53	177	H	Central Ark.	56	72			
225	A	Stephen F. Austin	66	74	187	A	Texas Southern	65	58			
286	A	Northwestern St.	55	64	130	A	Arkansas St.	58	66			
300	A	Southeastern La.	71	65	330	A	Alabama St.	57	46			
149	A	McNeese St.	78	61	239	N	Southern Utah	65	54			

Non-Div I Games:

Nicholls St.

Average RPI Win:	265	WON-LOST	WINNING	LAST 10	STRENGTH OF	OPP. STRENGTH	TEAM	ADJ.	CONF.	ADJ CONF.
Average RPI Loss:	199	RECORD	PCT. RANK	GAMES	SCHEDULE	OF SCHEDULE	RPI	RPI	RPI	RPI
DIV. I ONLY	2- 15	329	1- 8	278	320	335	335	30	30	
DIV. I NON-CONF.	1- 9	322	0- 5	222	310	328	328	30	30	
TOTALS	RPI 1-25	RPI 26-50	W-L RECORDS	RPI 51-100	RPI 101-150	RPI 150+				
2- 15	0- 0	0- 1	OVERALL	0- 1	0- 4	2- 9				
2- 4	0- 0	0- 0	HOME	0- 1	0- 0	2- 3				
0- 9	0- 0	0- 1	AWAY	0- 0	0- 3	0- 5				
0- 2	0- 0	0- 0	NEUTRAL	0- 0	0- 1	0- 1				
1- 9	0- 0	0- 1	NON-CONFERENCE	0- 0	0- 3	1- 5				
1- 2	0- 0	0- 0	HOME	0- 0	0- 0	1- 2				
0- 5	0- 0	0- 1	AWAY	0- 0	0- 2	0- 2				
0- 2	0- 0	0- 0	NEUTRAL	0- 0	0- 1	0- 1				
1- 6	0- 0	0- 0	CONFERENCE	0- 1	0- 1	1- 4				
1- 2	0- 0	0- 0	HOME	0- 1	0- 0	1- 1				
0- 4	0- 0	0- 0	AWAY	0- 0	0- 1	0- 3				
0- 0	0- 0	0- 0	NEUTRAL	0- 0	0- 0	0- 0				

RPI 1-25	RPI 26-50	RPI 51-100	RPI 101+	Team's RPI: 335
RPI S Opponent Score	RPI S Opponent Score	RPI S Opponent Score	RPI S Opponent Score	
	45 A Virginia 23 66	93 H Hampton 41 76	101 A East Carolina 46 54	
			120 N Appalachian St. 61 68	
			127 A Howard 45 56	
			140 A Hofstra 47 82	
			156 A South Carolina St. 59 62	
			187 H Texas Southern 53 68	
			217 H Penn 60 51	
			218 A Radford 50 73	
			277 H USC Upstate 64 71	
			278 H Coppin St. 51 56	
			279 N Northern Ill. 38 69	
			304 A Savannah St. 55 62	
			313 H Morgan St. 81 68	
			327 A UMES 80 86	
			329 A UNC Greensboro 63 71	
LAST 12 Division I GAMES:				
	93 H Hampton 41 76	279 N Northern Ill. 38 69		
	313 H Morgan St. 81 68	45 A Virginia 23 66		
	278 H Coppin St. 51 56	329 A UNC Greensboro 63 71		
	127 A Howard 45 56	218 A Radford 50 73		
	327 A UMES 80 86	156 A South Carolina St. 59 62		
	140 A Hofstra 47 82	304 A Savannah St. 55 62		

Non-Div I Games: Chowan 60 56

Norfolk St.

Average RPI Win:	165	WON-LOST	WINNING	LAST 10	STRENGTH OF	OPP. STRENGTH	TEAM	ADJ.	CONF.	ADJ CONF.
Average RPI Loss:	51	RECORD	PCT. RANK	GAMES	SCHEDULE	OF SCHEDULE	RPI	RPI	RPI	RPI
DIV. I ONLY	10- 11	172	3- 7	39	50	97	97	4	4	
DIV. I NON-CONF.	8- 4	84	3- 0	132	150	103	103	3	3	
TOTALS	RPI 1-25	RPI 26-50	W-L RECORDS	RPI 51-100	RPI 101-150	RPI 150+				
10- 11	0- 4	0- 3	OVERALL	3- 2	1- 2	6- 0				
7- 4	0- 3	0- 1	HOME	1- 0	1- 0	5- 0				
2- 5	0- 1	0- 2	AWAY	1- 1	0- 1	1- 0				
1- 2	0- 0	0- 0	NEUTRAL	1- 1	0- 1	0- 0				
8- 4	0- 0	0- 1	NON-CONFERENCE	2- 2	0- 1	6- 0				
6- 1	0- 0	0- 1	HOME	1- 0	0- 0	5- 0				
1- 1	0- 0	0- 0	AWAY	0- 1	0- 0	1- 0				
1- 2	0- 0	0- 0	NEUTRAL	1- 1	0- 1	0- 0				
2- 7	0- 4	0- 2	CONFERENCE	1- 0	1- 1	0- 0				
1- 3	0- 3	0- 0	HOME	0- 0	1- 0	0- 0				
1- 4	0- 1	0- 2	AWAY	1- 0	0- 1	0- 0				
0- 0	0- 0	0- 0	NEUTRAL	0- 0	0- 0	0- 0				

RPI 1-25				RPI 26-50				RPI 51-100 Team's RPI: 97				RPI 101+			
RPI	S	Opponent	Score	RPI	S	Opponent	Score	RPI	S	Opponent	Score	RPI	S	Opponent	Score
8	A	Maryland	62 82	36	H	Michigan St.	51 68	57	N	Florida	64 66	102	H	Virginia Tech	58 39
14	H	North Carolina	66 70	41	A	Miami (FL)	53 79	64	A	LSU	73 81	122	N	UNI	72 76
17	H	Duke	57 67	45	A	Virginia	59 78	68	A	Georgia Tech	78 66	133	A	Wake Forest	56 69
19	H	Florida St.	74 82					77	H	Auburn	85 71	152	H	Presbyterian	76 30
								83	N	Arizona St.	72 68	162	H	Elon	88 73
												185	H	Longwood	102 49
												189	A	St. Bonaventure	70 66
												305	H	Wofford	85 45
												331	H	Charleston So.	81 54
LAST 12 Division I GAMES:															
68	A	Georgia Tech	78 66	133	A	Wake Forest	56 69								
102	H	Virginia Tech	58 39	17	H	Duke	57 67								
19	H	Florida St.	74 82	189	A	St. Bonaventure	70 66								
8	A	Maryland	62 82	41	A	Miami (FL)	53 79								
45	A	Virginia	59 78	152	H	Presbyterian	76 30								
14	H	North Carolina	66 70	162	H	Elon	88 73								

Non-Div I Games:

North Carolina St.

■ Loss,
 ■ Non-Conf,
 ■ S Site,
 ■ H Home
 ■ A Away
 N Neutral

North Dakota

Through Games Of Sunday, January 27, 2013

Average RPI Win:	249	WON-LOST	WINNING	LAST 10	STRENGTH OF	OPP. STRENGTH	TEAM	ADJ.	CONF.	ADJ CONF.
Average RPI Loss:	118	RECORD	PCT. RANK	GAMES	SCHEDULE	OF SCHEDULE	RPI	RPI	RPI	RPI
DIV. I ONLY	7- 11	230	4- 6	162	182	220	220	15	15	
DIV. I NON-CONF.	4- 4	160	1- 0	109	148	112	112	14	14	
TOTALS	RPI 1-25	RPI 26-50	W-L RECORDS	RPI 51-100	RPI 101-150	RPI 150+				
7- 11	0- 0	0- 2	OVERALL	0- 3	2- 3	5- 3				
5- 3	0- 0	0- 0	HOME	0- 0	1- 2	4- 1				
2- 8	0- 0	0- 2	AWAY	0- 3	1- 1	1- 2				
0- 0	0- 0	0- 0	NEUTRAL	0- 0	0- 0	0- 0				
4- 4	0- 0	0- 2	NON-CONFERENCE	0- 1	1- 1	3- 0				
2- 1	0- 0	0- 0	HOME	0- 0	0- 1	2- 0				
2- 3	0- 0	0- 2	AWAY	0- 1	1- 0	1- 0				
0- 0	0- 0	0- 0	NEUTRAL	0- 0	0- 0	0- 0				
3- 7	0- 0	0- 0	CONFERENCE	0- 2	1- 2	2- 3				
3- 2	0- 0	0- 0	HOME	0- 0	1- 1	2- 1				
0- 5	0- 0	0- 0	AWAY	0- 2	0- 1	0- 2				
0- 0	0- 0	0- 0	NEUTRAL	0- 0	0- 0	0- 0				

RPI 1-25				RPI 26-50				RPI 51-100				RPI 101+				Team's RPI: 220	
RPI	S	Opponent	Score	RPI	S	Opponent	Score	RPI	S	Opponent	Score	RPI	S	Opponent	Score		
				28	A	Iowa St.	34 73	55	A	South Fla.	58 85	103	A	Eastern Wash.	72 75		
				37	A	Duquesne	38 64	79	A	Montana St.	49 64	110	A	Utah	62 56		
								88	A	Montana	45 77	115	H	Harvard	52 65		
												135	H	Idaho St.	64 59		
												145	H	Sacramento St.	77 79		
												194	A	Northern Colo.	41 53		
												215	A	Portland St.	66 73		
												239	H	Southern Utah	54 60		
												264	A	North Dakota St.	73 63		
												283	H	Drake	67 63		
												303	H	Northern Ariz.	70 50		
												316	H	Weber St.	73 49		
												332	H	Air Force	76 42		
LAST 12 Division I GAMES:																	
				303	H	Northern Ariz.	70 50	316	H	Weber St.	73 49						
				145	H	Sacramento St.	77 79	135	H	Idaho St.	64 59						
				215	A	Portland St.	66 73	110	A	Utah	62 56						
				103	A	Eastern Wash.	72 75	194	A	Northern Colo.	41 53						
				79	A	Montana St.	49 64	239	H	Southern Utah	54 60						
				88	A	Montana	45 77	283	H	Drake	67 63						

Non-Div I Games: Jamestown 63 49

North Dakota

Loss, Non-Conf, S Site, H Home A Away N Neutral

Average RPI Win:	212	WON-LOST	WINNING	LAST 10	STRENGTH OF	OPP. STRENGTH	TEAM	ADJ.	CONF.	ADJ CONF.
Average RPI Loss:	177	RECORD	PCT. RANK	GAMES	SCHEDULE	OF SCHEDULE	RPI	RPI	RPI	RPI
DIV. I ONLY	6- 12	261	4- 6	179	225	264	264	20	20	
DIV. I NON-CONF.	3- 8	274	1- 4	140	241	258	258	19	19	
TOTALS	RPI 1-25	RPI 26-50	W-L RECORDS	RPI 51-100	RPI 101-150	RPI 150+				
6- 12	0- 1	0- 1	OVERALL	0- 1	1- 1	5- 8				
4- 5	0- 0	0- 0	HOME	0- 0	1- 1	3- 4				
1- 7	0- 1	0- 1	AWAY	0- 1	0- 0	1- 4				
1- 0	0- 0	0- 0	NEUTRAL	0- 0	0- 0	1- 0				
3- 8	0- 1	0- 1	NON-CONFERENCE	0- 0	1- 1	2- 5				
2- 3	0- 0	0- 0	HOME	0- 0	1- 1	1- 2				
0- 5	0- 1	0- 1	AWAY	0- 0	0- 0	0- 3				
1- 0	0- 0	0- 0	NEUTRAL	0- 0	0- 0	1- 0				
3- 4	0- 0	0- 0	CONFERENCE	0- 1	0- 0	3- 3				
2- 2	0- 0	0- 0	HOME	0- 0	0- 0	2- 2				
1- 2	0- 0	0- 0	AWAY	0- 1	0- 0	1- 1				
0- 0	0- 0	0- 0	NEUTRAL	0- 0	0- 0	0- 0				

RPI 1-25				RPI 26-50				RPI 51-100				RPI 101+ Team's RPI: 264			
RPI	S	Opponent	Score	RPI	S	Opponent	Score	RPI	S	Opponent	Score	RPI	S	Opponent	Score
18	A	Green Bay	37 72	29	A	Creighton	42 63	67	A	South Dakota St.	57 76	115	H	Harvard	81 72
												122	H	UNI	50 66
												154	H	IUPUI	71 68
												188	H	South Dakota	52 73
												194	A	Northern Colo.	61 75
												220	H	North Dakota	63 73
												228	H	Milwaukee	60 48
												232	H	Western Ill.	83 85
												233	A	Boise St.	61 80
												247	A	Neb. Omaha	52 61
												248	N	Prairie View	61 56
												254	A	Oakland	60 59
												270	H	UMKC	59 48
												283	H	Drake	50 62
												292	A	IPFW	58 65
LAST 12 Division I GAMES:															
247	A	Neb. Omaha	52 61	188	H	South Dakota	52 73								
232	H	Western Ill.	83 85	67	A	South Dakota St.	57 76								
154	H	IUPUI	71 68	228	H	Milwaukee	60 48								
254	A	Oakland	60 59	18	A	Green Bay	37 72								
292	A	IPFW	58 65	29	A	Creighton	42 63								
270	H	UMKC	59 48	283	H	Drake	50 62								

Non-Div I Games: Mayville St. 111 75 Alas. Anchorage 47 73

North Dakota St.

North Florida

Through Games Of Sunday, January 27, 2013

Average RPI Win:	298	WON-LOST	WINNING	LAST 10	STRENGTH OF	OPP. STRENGTH	TEAM	ADJ.	CONF.	ADJ CONF.
Average RPI Loss:	135	RECORD	PCT. RANK	GAMES	SCHEDULE	OF SCHEDULE	RPI	RPI	RPI	RPI
DIV. I ONLY	9- 10	173	6- 4	313	243	257	257	28	28	
DIV. I NON-CONF.	5- 7	210	3- 2	308	212	275	275	28	28	
TOTALS	RPI 1-25	RPI 26-50	W-L RECORDS	RPI 51-100	RPI 101-150	RPI 150+				
9- 10	0- 0	0- 1	OVERALL	0- 4	0- 2	9- 3				
7- 2	0- 0	0- 0	HOME	0- 0	0- 1	7- 1				
1- 8	0- 0	0- 1	AWAY	0- 4	0- 1	1- 2				
1- 0	0- 0	0- 0	NEUTRAL	0- 0	0- 0	1- 0				
5- 7	0- 0	0- 1	NON-CONFERENCE	0- 3	0- 0	5- 3				
4- 1	0- 0	0- 0	HOME	0- 0	0- 0	4- 1				
0- 6	0- 0	0- 1	AWAY	0- 3	0- 0	0- 2				
1- 0	0- 0	0- 0	NEUTRAL	0- 0	0- 0	1- 0				
4- 3	0- 0	0- 0	CONFERENCE	0- 1	0- 2	4- 0				
3- 1	0- 0	0- 0	HOME	0- 0	0- 1	3- 0				
1- 2	0- 0	0- 0	AWAY	0- 1	0- 1	1- 0				
0- 0	0- 0	0- 0	NEUTRAL	0- 0	0- 0	0- 0				

RPI S	Opponent	Score	RPI S	Opponent	Score	RPI S	Opponent	Score	RPI S	Opponent	Score	Team's RPI: 257
			41 A	Miami (FL)	24 77	55 A	South Fla.	44 66	106 A	Stetson	57 71	
						57 A	Florida	44 74	150 H	Mercer	43 56	
						60 A	FGCU	42 53	151 A	UCF	41 53	
						95 A	FIU	44 63	227 A	East Tenn. St.	62 56	
									246 H	Northern Ky.	59 55	
									272 H	Vermont	64 61	
									304 A	Savannah St.	40 49	
									307 H	Jacksonville	66 63	
									310 N	Coastal Caro.	69 58	
									319 H	Bethune-Cookman	56 55	
									327 H	UMES	52 54	
									328 H	Lipscomb	77 64	
									336 H	Kennesaw St.	52 49	
									338 H	Jacksonville St.	52 45	
LAST 12 Division I GAMES:												
227 A	East Tenn. St.	62 56	246 H	Northern Ky.	59 55	328 H	Lipscomb	77 64	310 N	Coastal Caro.	69 58	
307 H	Jacksonville	66 63	327 H	UMES	52 54	338 H	Jacksonville St.	52 45	304 A	Savannah St.	40 49	
150 H	Mercer	43 56										
336 H	Kennesaw St.	52 49										
60 A	FGCU	42 53										
106 A	Stetson	57 71										

Non-Div I Games:

North Florida

Loss, Non-Conf, S Site, H Home A Away N Neutral

North Texas

Through Games Of Sunday, January 27, 2013

Average RPI Win:	196	WON-LOST	WINNING	LAST 10	STRENGTH OF	OPP. STRENGTH	TEAM	ADJ.	CONF.	ADJ CONF.
Average RPI Loss:	127	RECORD	PCT. RANK	GAMES	SCHEDULE	OF SCHEDULE	RPI	RPI	RPI	RPI
DIV. I ONLY	7- 13	257	5- 5	87	159	199	199	13	13	
DIV. I NON-CONF.	1- 8	319	0- 2	116	195	280	280	13	13	
TOTALS	RPI 1-25	RPI 26-50	W-L RECORDS	RPI 51-100	RPI 101-150	RPI 150+				
7- 13	0- 1	0- 2	OVERALL	1- 2	2- 4	4- 4				
4- 5	0- 0	0- 1	HOME	0- 0	1- 2	3- 2				
2- 8	0- 1	0- 1	AWAY	1- 2	1- 2	0- 2				
1- 0	0- 0	0- 0	NEUTRAL	0- 0	0- 0	1- 0				
1- 8	0- 1	0- 0	NON-CONFERENCE	0- 1	0- 3	1- 3				
0- 3	0- 0	0- 0	HOME	0- 0	0- 1	0- 2				
0- 5	0- 1	0- 0	AWAY	0- 1	0- 2	0- 1				
1- 0	0- 0	0- 0	NEUTRAL	0- 0	0- 0	1- 0				
6- 5	0- 0	0- 2	CONFERENCE	1- 1	2- 1	3- 1				
4- 2	0- 0	0- 1	HOME	0- 0	1- 1	3- 0				
2- 3	0- 0	0- 1	AWAY	1- 1	1- 0	0- 1				
0- 0	0- 0	0- 0	NEUTRAL	0- 0	0- 0	0- 0				

RPI 1-25				RPI 26-50				RPI 51-100				RPI 101+ Team's RPI: 199			
RPI	S	Opponent	Score	RPI	S	Opponent	Score	RPI	S	Opponent	Score	RPI	S	Opponent	Score
25	A	Oklahoma	68 71	48	A	Middle Tenn.	64 66	75	A	Western Ky.	80 82	104	H	Arizona	66 71
				48	H	Middle Tenn.	47 60	76	A	SMU	63 67	117	A	Alabama	83 88
								95	A	FIU	70 68	123	A	UALR	68 65
												123	H	UALR	48 52
												124	A	Tulane	62 73
												139	H	South Ala.	67 47
												157	A	New Mexico	59 81
												173	A	Fla. Atlantic	67 79
												189	N	St. Bonaventure	72 71
												238	H	La.-Lafayette	71 59
												265	H	La.-Monroe	79 51
												281	H	Texas St.	83 88
												302	H	Texas-Arlington	50 59
												320	H	Troy	87 71
LAST 12 Division I GAMES:															
123	H	UALR	48 52	265	H	La.-Monroe	79 51								
48	H	Middle Tenn.	47 60	320	H	Troy	87 71								
173	A	Fla. Atlantic	67 79	75	A	Western Ky.	80 82								
95	A	FIU	70 68	48	A	Middle Tenn.	64 66								
139	H	South Ala.	67 47	124	A	Tulane	62 73								
123	A	UALR	68 65	302	H	Texas-Arlington	50 59								

Non-Div I Games:

North Texas

 Loss,
 Non-Conf,
 S Site,
 H Home
 A Away
N Neutral

Northeastern

Through Games Of Sunday, January 27, 2013

Average RPI Win:	230	WON-LOST	WINNING	LAST 10	STRENGTH OF	OPP. STRENGTH	TEAM	ADJ.	CONF.	ADJ CONF.
Average RPI Loss:	97	RECORD	PCT. RANK	GAMES	SCHEDULE	OF SCHEDULE	RPI	RPI	RPI	RPI
DIV. I ONLY	11- 7	100	5- 5	221	108	134	134	14	14	
DIV. I NON-CONF.	7- 4	104	3- 2	291	83	151	151	15	15	
TOTALS	RPI 1-25	RPI 26-50	W-L RECORDS	RPI 51-100	RPI 101-150	RPI 150+				
11- 7	0- 0	0- 1	OVERALL	1- 4	1- 1	9- 1				
7- 2	0- 0	0- 1	HOME	1- 1	0- 0	6- 0				
4- 4	0- 0	0- 0	AWAY	0- 2	1- 1	3- 1				
0- 1	0- 0	0- 0	NEUTRAL	0- 1	0- 0	0- 0				
7- 4	0- 0	0- 0	NON-CONFERENCE	1- 2	1- 1	5- 1				
5- 0	0- 0	0- 0	HOME	1- 0	0- 0	4- 0				
2- 3	0- 0	0- 0	AWAY	0- 1	1- 1	1- 1				
0- 1	0- 0	0- 0	NEUTRAL	0- 1	0- 0	0- 0				
4- 3	0- 0	0- 1	CONFERENCE	0- 2	0- 0	4- 0				
2- 2	0- 0	0- 1	HOME	0- 1	0- 0	2- 0				
2- 1	0- 0	0- 0	AWAY	0- 1	0- 0	2- 0				
0- 0	0- 0	0- 0	NEUTRAL	0- 0	0- 0	0- 0				

RPI 1-25				RPI 26-50				RPI 51-100				RPI 101+				Team's RPI: 134	
RPI	S	Opponent	Score	RPI	S	Opponent	Score	RPI	S	Opponent	Score	RPI	S	Opponent	Score		
				27	H	Delaware	51 76	59	N	Quinnipiac	72 83	121	A	Temple	59 63		
								65	H	Boston U.	73 62	148	A	La Salle	76 45		
								81	H	Drexel	73 85	208	H	Holy Cross	70 48		
								87	A	James Madison	65 68	209	A	Eastern Mich.	47 50		
								95	A	FIU	56 66	210	H	Dartmouth	80 45		
												229	A	Georgia St.	68 55		
												255	A	George Mason	60 51		
												255	H	George Mason	69 63		
												269	H	Massachusetts	78 51		
												291	H	Rhode Island	94 53		
												296	A	NJIT	59 45		
												301	H	William & Mary	71 69		
LAST 12 Division I GAMES:																	
				81	H	Drexel	73 85	255	H	George Mason	69 63						
				255	A	George Mason	60 51	291	H	Rhode Island	94 53						
				229	A	Georgia St.	68 55	59	N	Quinnipiac	72 83						
				27	H	Delaware	51 76	95	A	FIU	56 66						
				87	A	James Madison	65 68	269	H	Massachusetts	78 51						
				301	H	William & Mary	71 69	208	H	Holy Cross	70 48						

Non-Div I Games:

Northeastern

■ Loss,
 ■ Non-Conf,
 ■ S Site,
 ■ H Home
 ■ A Away
 N Neutral

Average RPI Win: 232		WON-LOST	WINNING	LAST 10	STRENGTH OF	OPP. STRENGTH	TEAM	ADJ.	CONF.	ADJ CONF.
Average RPI Loss: 189		RECORD	PCT. RANK	GAMES	SCHEDULE	OF SCHEDULE	RPI	RPI	RPI	RPI
DIV. I ONLY		4- 14	305	3- 7	240	254	303	303	15	15
DIV. I NON-CONF.		1- 8	319	1- 2	283	312	327	327	14	14
TOTALS	RPI 1-25	RPI 26-50		W-L RECORDS		RPI 51-100	RPI 101-150	RPI 150+		
4- 14	0- 0	0- 1		OVERALL		0- 2	1- 1	3- 10		
2- 6	0- 0	0- 0		HOME		0- 0	1- 1	1- 5		
2- 8	0- 0	0- 1		AWAY		0- 2	0- 0	2- 5		
0- 0	0- 0	0- 0		NEUTRAL		0- 0	0- 0	0- 0		
1- 8	0- 0	0- 1		NON-CONFERENCE		0- 0	0- 0	1- 7		
0- 4	0- 0	0- 0		HOME		0- 0	0- 0	0- 4		
1- 4	0- 0	0- 1		AWAY		0- 0	0- 0	1- 3		
0- 0	0- 0	0- 0		NEUTRAL		0- 0	0- 0	0- 0		
3- 6	0- 0	0- 0		CONFERENCE		0- 2	1- 1	2- 3		
2- 2	0- 0	0- 0		HOME		0- 0	1- 1	1- 1		
1- 4	0- 0	0- 0		AWAY		0- 2	0- 0	1- 2		
0- 0	0- 0	0- 0		NEUTRAL		0- 0	0- 0	0- 0		

RPI 1-25				RPI 26-50				RPI 51-100				RPI 101+				Team's RPI: 303	
RPI	S	Opponent	Score	RPI	S	Opponent	Score	RPI	S	Opponent	Score	RPI	S	Opponent	Score		
				38	A	Nebraska	55 77	79	A	Montana St.	52 69	103	H	Eastern Wash.	83 68		
								88	A	Montana	71 79	135	H	Idaho St.	48 52		
												157	A	New Mexico	57 68		
												182	H	Bradley	83 95		
												194	A	Northern Colo.	54 69		
												215	H	Portland St.	59 60		
												216	A	UC Riverside	43 71		
												220	A	North Dakota	50 70		
												239	A	Southern Utah	71 61		
												247	A	Neb. Omaha	75 79		
												271	A	Cal St. Fullerton	55 54		
												275	H	Western Mich.	67 78		
												293	H	CSU Bakersfield	68 71		
												311	H	Utah Valley	44 62		
												316	H	Weber St.	76 55		
LAST 12 Division I GAMES:																	
				220	A	North Dakota	50 70	239	A	Southern Utah	71 61						
				194	A	Northern Colo.	54 69	79	A	Montana St.	52 69						
				135	H	Idaho St.	48 52	88	A	Montana	71 79						
				316	H	Weber St.	76 55	311	H	Utah Valley	44 62						
				215	H	Portland St.	59 60	216	A	UC Riverside	43 71						
				103	H	Eastern Wash.	83 68	271	A	Cal St. Fullerton	55 54						

Non-Div I Games:

Northern Ariz.

Loss, Non-Conf, S Site, H Home A Away N Neutral

Average RPI Win:	241	WON-LOST	WINNING	LAST 10	STRENGTH OF	OPP. STRENGTH	TEAM	ADJ.	CONF.	ADJ CONF.
Average RPI Loss:	120	RECORD	PCT. RANK	GAMES	SCHEDULE	OF SCHEDULE	RPI	RPI	RPI	RPI
DIV. I ONLY	8- 9	184	6- 3	219	147	194	194	15	15	
DIV. I NON-CONF.	2- 6	288	0- 2	251	109	290	290	14	14	
TOTALS	RPI 1-25	RPI 26-50	W-L RECORDS	RPI 51-100	RPI 101-150	RPI 150+				
8- 9	0- 0	0- 1	OVERALL	0- 4	2- 2	6- 2				
7- 0	0- 0	0- 0	HOME	0- 0	2- 0	5- 0				
1- 9	0- 0	0- 1	AWAY	0- 4	0- 2	1- 2				
0- 0	0- 0	0- 0	NEUTRAL	0- 0	0- 0	0- 0				
2- 6	0- 0	0- 1	NON-CONFERENCE	0- 2	0- 1	2- 2				
2- 0	0- 0	0- 0	HOME	0- 0	0- 0	2- 0				
0- 6	0- 0	0- 1	AWAY	0- 2	0- 1	0- 2				
0- 0	0- 0	0- 0	NEUTRAL	0- 0	0- 0	0- 0				
6- 3	0- 0	0- 0	CONFERENCE	0- 2	2- 1	4- 0				
5- 0	0- 0	0- 0	HOME	0- 0	2- 0	3- 0				
1- 3	0- 0	0- 0	AWAY	0- 2	0- 1	1- 0				
0- 0	0- 0	0- 0	NEUTRAL	0- 0	0- 0	0- 0				

RPI 1-25				RPI 26-50				RPI 51-100				RPI 101+				Team's RPI: 194	
RPI	S	Opponent	Score	RPI	S	Opponent	Score	RPI	S	Opponent	Score	RPI	S	Opponent	Score		
				40	A	Texas Tech	41 68	74	A	Wichita St.	35 51	103	A	Eastern Wash.	38 63		
								79	A	Montana St.	58 65	110	A	Utah	55 62		
								88	A	Montana	42 56	135	H	Idaho St.	71 63		
								91	A	San Diego	44 78	145	H	Sacramento St.	79 63		
												215	A	Portland St.	67 42		
												220	H	North Dakota	53 41		
												231	A	Denver	46 57		
												264	H	North Dakota St.	75 61		
												268	A	Colorado St.	43 56		
												303	H	Northern Ariz.	69 54		
												316	H	Weber St.	69 48		
												332	H	Air Force	68 44		
LAST 12 Division I GAMES:																	
				145	H	Sacramento St.	79 63					135	H	Idaho St.	71 63		
				303	H	Northern Ariz.	69 54					316	H	Weber St.	69 48		
				103	A	Eastern Wash.	38 63					220	H	North Dakota	53 41		
				215	A	Portland St.	67 42					40	A	Texas Tech	41 68		
				88	A	Montana	42 56					74	A	Wichita St.	35 51		
				79	A	Montana St.	58 65					264	H	North Dakota St.	75 61		

Non-Div I Games: Johnson & Wales (CC102 33

Northern Colo.

■ Loss,
■ Non-Conf,
■ S Site,
■ H Home
■ A Away
N Neutral

Average RPI Win:	232	WON-LOST	WINNING	LAST 10	STRENGTH OF	OPP. STRENGTH	TEAM	ADJ.	CONF.	ADJ CONF.
Average RPI Loss:	158	RECORD	PCT. RANK	GAMES	SCHEDULE	OF SCHEDULE	RPI	RPI	RPI	RPI
DIV. I ONLY	5- 14	297	1- 9	191	155	279	279	18	18	
DIV. I NON-CONF.	5- 8	222	2- 4	232	151	219	219	17	17	
TOTALS	RPI 1-25	RPI 26-50	W-L RECORDS	RPI 51-100	RPI 101-150	RPI 150+				
5- 14	0- 2	0- 2	OVERALL	1- 1	0- 0	4- 9				
2- 5	0- 0	0- 1	HOME	0- 1	0- 0	2- 3				
1- 8	0- 2	0- 1	AWAY	0- 0	0- 0	1- 5				
2- 1	0- 0	0- 0	NEUTRAL	1- 0	0- 0	1- 1				
5- 8	0- 2	0- 0	NON-CONFERENCE	1- 1	0- 0	4- 5				
2- 1	0- 0	0- 0	HOME	0- 1	0- 0	2- 0				
1- 6	0- 2	0- 0	AWAY	0- 0	0- 0	1- 4				
2- 1	0- 0	0- 0	NEUTRAL	1- 0	0- 0	1- 1				
0- 6	0- 0	0- 2	CONFERENCE	0- 0	0- 0	0- 4				
0- 4	0- 0	0- 1	HOME	0- 0	0- 0	0- 3				
0- 2	0- 0	0- 1	AWAY	0- 0	0- 0	0- 1				
0- 0	0- 0	0- 0	NEUTRAL	0- 0	0- 0	0- 0				

RPI 1-25				RPI 26-50				RPI 51-100				RPI 101+ Team's RPI: 279			
RPI	S	Opponent	Score	RPI	S	Opponent	Score	RPI	S	Opponent	Score	RPI	S	Opponent	Score
16	A	Iowa	40 63	42	H	Toledo	42 44	67	H	South Dakota St.	58 59	155	H	Eastern Ill.	48 38
24	A	DePaul	46 68	50	A	Central Mich.	56 83	96	N	Davidson	64 61	159	A	Indiana St.	52 58
												161	H	Akron	52 63
												182	A	Bradley	58 67
												204	N	Xavier	54 66
												211	A	Valparaiso	49 54
												249	H	Ball St.	51 57
												275	H	Western Mich.	51 54
												276	A	Buffalo	53 60
												285	A	Morehead St.	76 46
												287	H	Loyola Chicago	67 63
												289	A	Ill.-Chicago	61 66
												335	N	Norfolk St.	69 38
LAST 12 Division I GAMES:															
42	H	Toledo	42 44	211	A	Valparaiso	49 54								
275	H	Western Mich.	51 54	335	N	Norfolk St.	69 38								
50	A	Central Mich.	56 83	204	N	Xavier	54 66								
161	H	Akron	52 63	289	A	Ill.-Chicago	61 66								
249	H	Ball St.	51 57	155	H	Eastern Ill.	48 38								
276	A	Buffalo	53 60	24	A	DePaul	46 68								

Non-Div I Games:

Northern Ill.

■ Loss,
■ Non-Conf, S Site,
■ Home
■ Away
N Neutral

Average RPI Win:	254	WON-LOST	WINNING	LAST 10	STRENGTH OF	OPP. STRENGTH	TEAM	ADJ.	CONF.	ADJ CONF.
Average RPI Loss:	160	RECORD	PCT. RANK	GAMES	SCHEDULE	OF SCHEDULE	RPI	RPI	RPI	RPI
DIV. I ONLY	7- 10	218	5- 5	237	276	246	246	32	32	
DIV. I NON-CONF.	7- 10	218	6- 6	244	295	238	238	32	32	
TOTALS	RPI 1-25	RPI 26-50	W-L RECORDS	RPI 51-100	RPI 101-150	RPI 150+				
7- 10	0- 0	0- 0	OVERALL	1- 3	0- 3	6- 4				
6- 1	0- 0	0- 0	HOME	1- 1	0- 0	5- 0				
1- 9	0- 0	0- 0	AWAY	0- 2	0- 3	1- 4				
0- 0	0- 0	0- 0	NEUTRAL	0- 0	0- 0	0- 0				
7- 10	0- 0	0- 0	NON-CONFERENCE	1- 3	0- 3	6- 4				
6- 1	0- 0	0- 0	HOME	1- 1	0- 0	5- 0				
1- 9	0- 0	0- 0	AWAY	0- 2	0- 3	1- 4				
0- 0	0- 0	0- 0	NEUTRAL	0- 0	0- 0	0- 0				
0- 0	0- 0	0- 0	CONFERENCE	0- 0	0- 0	0- 0				
0- 0	0- 0	0- 0	HOME	0- 0	0- 0	0- 0				
0- 0	0- 0	0- 0	AWAY	0- 0	0- 0	0- 0				
0- 0	0- 0	0- 0	NEUTRAL	0- 0	0- 0	0- 0				

RPI 1-25				RPI 26-50				RPI 51-100				RPI 101+				Team's RPI: 246	
RPI	S	Opponent	Score	RPI	S	Opponent	Score	RPI	S	Opponent	Score	RPI	S	Opponent	Score		
								60	A	FGCU	50	79	106	A	Stetson	39	62
								72	H	Youngstown St.	66	64	108	A	Missouri St.	67	70
								75	A	Western Ky.	53	65	114	A	Miami (OH)	52	63
								100	H	Butler	56	66	184	A	Cincinnati	31	49
													227	H	East Tenn. St.	68	55
													249	A	Ball St.	69	67
													257	A	North Florida	55	59
													277	H	USC Upstate	70	62
													287	A	Loyola Chicago	65	77
													290	H	UNC Wilmington	71	55
													307	A	Jacksonville	60	65
													328	H	Lipscomb	66	33
													336	H	Kennesaw St.	65	49
LAST 12 Division I GAMES:																	
336	H	Kennesaw St.	65	49	257	A	North Florida	55	59	307	A	Jacksonville	60	65			
106	A	Stetson	39	62	290	H	UNC Wilmington	71	55	100	H	Butler	56	66			
60	A	FGCU	50	79	249	A	Ball St.	69	67	108	A	Missouri St.	67	70			
328	H	Lipscomb	66	33													
227	H	East Tenn. St.	68	55													
277	H	USC Upstate	70	62													

Non-Div I Games:

Northern Ky.

■ Loss,
 ■ Non-Conf, S Site,
 ■ Home
 ■ Away
 N Neutral

Northwestern

Through Games Of Sunday, January 27, 2013

Average RPI Win:	173	WON-LOST	WINNING	LAST 10	STRENGTH OF	OPP. STRENGTH	TEAM	ADJ.	CONF.	ADJ CONF.
Average RPI Loss:	63	RECORD	PCT. RANK	GAMES	SCHEDULE	OF SCHEDULE	RPI	RPI	RPI	RPI
DIV. I ONLY	9- 10	173	3- 7	51	35	99	99	2	2	
DIV. I NON-CONF.	8- 5	114	2- 4	131	60	106	106	2	2	
TOTALS	RPI 1-25	RPI 26-50	W-L RECORDS	RPI 51-100	RPI 101-150	RPI 150+				
9- 10	0- 4	1- 1	OVERALL	1- 3	3- 1	4- 1				
6- 4	0- 1	1- 1	HOME	0- 2	2- 0	3- 0				
2- 6	0- 3	0- 0	AWAY	1- 1	1- 1	0- 1				
1- 0	0- 0	0- 0	NEUTRAL	0- 0	0- 0	1- 0				
8- 5	0- 2	1- 0	NON-CONFERENCE	0- 2	3- 1	4- 0				
6- 2	0- 1	1- 0	HOME	0- 1	2- 0	3- 0				
1- 3	0- 1	0- 0	AWAY	0- 1	1- 1	0- 0				
1- 0	0- 0	0- 0	NEUTRAL	0- 0	0- 0	1- 0				
1- 5	0- 2	0- 1	CONFERENCE	1- 1	0- 0	0- 1				
0- 2	0- 0	0- 1	HOME	0- 1	0- 0	0- 0				
1- 3	0- 2	0- 0	AWAY	1- 0	0- 0	0- 1				
0- 0	0- 0	0- 0	NEUTRAL	0- 0	0- 0	0- 0				

RPI 1-25				RPI 26-50				RPI 51-100 Team's RPI: 99				RPI 101+			
RPI	S	Opponent	Score	RPI	S	Opponent	Score	RPI	S	Opponent	Score	RPI	S	Opponent	Score
4	H	California	65 71	32	H	Michigan	53 67	73	A	Illinois	62 58	111	A	Boston College	67 63
7	A	Penn St.	69 73	50	H	Central Mich.	82 72	73	H	Illinois	47 65	127	H	Howard	61 45
10	A	Purdue	73 77					80	A	Illinois St.	46 64	140	A	Hofstra	54 63
24	A	DePaul	61 89					94	H	Bowling Green	37 60	143	H	UT Martin	79 69
												165	H	Yale	83 75
												166	A	Indiana	64 68
												258	N	Ole Miss	73 69
												287	H	Loyola Chicago	80 53
												341	H	Chicago St.	82 38
LAST 12 Division I GAMES:															
10	A	Purdue	73 77	341	H	Chicago St.	82 38								
73	A	Illinois	62 58	140	A	Hofstra	54 63								
32	H	Michigan	53 67	258	N	Ole Miss	73 69								
73	H	Illinois	47 65	4	H	California	65 71								
166	A	Indiana	64 68	94	H	Bowling Green	37 60								
7	A	Penn St.	69 73	80	A	Illinois St.	46 64								

Non-Div I Games:

Northwestern

■ Loss,
■ Non-Conf,
■ S Site,
■ H Home
■ A Away
N Neutral

Average RPI Win:	271	WON-LOST	WINNING	LAST 10	STRENGTH OF	OPP. STRENGTH	TEAM	ADJ.	CONF.	ADJ CONF.
Average RPI Loss:	167	RECORD	PCT. RANK	GAMES	SCHEDULE	OF SCHEDULE	RPI	RPI	RPI	RPI
DIV. I ONLY	6- 11	249	3- 7	285	318	286	286	21	21	
DIV. I NON-CONF.	3- 6	242	0- 4	318	303	295	295	21	21	
TOTALS	RPI 1-25	RPI 26-50	W-L RECORDS	RPI 51-100	RPI 101-150	RPI 150+				
6- 11	0- 1	0- 0	OVERALL	0- 1	1- 2	5- 7				
4- 3	0- 0	0- 0	HOME	0- 0	1- 1	3- 2				
1- 8	0- 1	0- 0	AWAY	0- 1	0- 1	1- 5				
1- 0	0- 0	0- 0	NEUTRAL	0- 0	0- 0	1- 0				
3- 6	0- 1	0- 0	NON-CONFERENCE	0- 1	0- 0	3- 4				
1- 1	0- 0	0- 0	HOME	0- 0	0- 0	1- 1				
1- 5	0- 1	0- 0	AWAY	0- 1	0- 0	1- 3				
1- 0	0- 0	0- 0	NEUTRAL	0- 0	0- 0	1- 0				
3- 5	0- 0	0- 0	CONFERENCE	0- 0	1- 2	2- 3				
3- 2	0- 0	0- 0	HOME	0- 0	1- 1	2- 1				
0- 3	0- 0	0- 0	AWAY	0- 0	0- 1	0- 2				
0- 0	0- 0	0- 0	NEUTRAL	0- 0	0- 0	0- 0				

RPI 1-25				RPI 26-50				RPI 51-100				RPI 101+ Team's RPI: 286			
RPI	S	Opponent	Score	RPI	S	Opponent	Score	RPI	S	Opponent	Score	RPI	S	Opponent	Score
25	A	Oklahoma	35 96					69	A	Arkansas	41 80	125	A	Sam Houston St.	61 72
												137	H	Lamar	68 71
												149	H	McNeese St.	64 62
												169	A	Houston	51 67
												171	A	Oral Roberts	55 66
												177	A	Central Ark.	44 60
												197	H	Nicholls St.	64 55
												225	H	Stephen F. Austin	50 57
												234	A	Mississippi St.	49 65
												248	H	Prairie View	31 63
												258	A	Ole Miss	51 67
												298	N	Tex.-Pan American	63 53
												300	H	Southeastern La.	64 55
												334	H	Alcorn	55 50
												345	A	New Orleans	53 52
LAST 12 Division I GAMES:															
225	H	Stephen F. Austin	50 57	137	H	Lamar	68 71								
300	H	Southeastern La.	64 55	149	H	McNeese St.	64 62								
197	H	Nicholls St.	64 55	234	A	Mississippi St.	49 65								
177	A	Central Ark.	44 60	69	A	Arkansas	41 80								
171	A	Oral Roberts	55 66	248	H	Prairie View	31 63								
125	A	Sam Houston St.	61 72	25	A	Oklahoma	35 96								

Non-Div I Games: Wiley 65 57

Northwestern St.

■ Loss,
 ■ Non-Conf, S Site,
 ■ Home
 ■ Away
 N Neutral

Notre Dame

Through Games Of Sunday, January 27, 2013

REGULAR SEASON				THROUGH GAMES OF SUNDAY, JANUARY 17, 2010						
Average RPI Win:	101	WON-LOST	WINNING	LAST 10	STRENGTH OF	OPP. STRENGTH	TEAM	ADJ.	CONF.	ADJ CONF.
Average RPI Loss:	2	RECORD	PCT. RANK	GAMES	SCHEDULE	OF SCHEDULE	RPI	RPI	RPI	RPI
DIV. I ONLY	18- 1	1	10- 0	14	5	6	6	5	5	
DIV. I NON-CONF.	11- 1	13	5- 0	16	6	4	4	4	4	
<hr/>										
TOTALS	RPI 1-25		RPI 26-50	W-L RECORDS	RPI 51-100	RPI 101-150		RPI 150+		
18- 1	4- 1		3- 0	OVERALL	4- 0	2- 0		5- 0		
9- 1	1- 1		1- 0	HOME	2- 0	2- 0		3- 0		
5- 0	2- 0		1- 0	AWAY	1- 0	0- 0		1- 0		
4- 0	1- 0		1- 0	NEUTRAL	1- 0	0- 0		1- 0		
11- 1	3- 1		2- 0	NON-CONFERENCE	1- 0	2- 0		3- 0		
5- 1	1- 1		0- 0	HOME	0- 0	2- 0		2- 0		
2- 0	1- 0		1- 0	AWAY	0- 0	0- 0		0- 0		
4- 0	1- 0		1- 0	NEUTRAL	1- 0	0- 0		1- 0		
7- 0	1- 0		1- 0	CONFERENCE	3- 0	0- 0		2- 0		
4- 0	0- 0		1- 0	HOME	2- 0	0- 0		1- 0		
3- 0	1- 0		0- 0	AWAY	1- 0	0- 0		1- 0		
0- 0	0- 0		0- 0	NEUTRAL	0- 0	0- 0		0- 0		

RPI	S	Opponent	Score	RPI	S	Opponent	Score	RPI	S	Opponent	Score	RPI	S	Opponent	Score
2	H	Baylor	61 73	39	H	Georgetown	79 64	55	A	South Fla.	75 71	113	H	Saint Francis (PA)	128 55
3	A	Connecticut	73 72	49	N	Kansas St.	87 57	61	H	St. John's (NY)	74 50	150	H	Mercer	93 36
10	H	Purdue	74 47	50	A	Central Mich.	72 63	66	H	Rutgers	71 46	176	H	Providence	89 44
12	N	Texas A&M	83 74					70	N	Ohio St.	57 51	190	H	Utah St.	109 70
15	A	UCLA	76 64									193	A	Pittsburgh	73 47
												269	H	Massachusetts	94 50
												297	N	Alabama A&M	100 39
LAST 12 Division I GAMES:															
176	H	Providence	89 44	3	A	Connecticut	73 72	113	H	Saint Francis (PA)	128 55	10	H	Purdue	74 47
193	A	Pittsburgh	73 47	61	H	St. John's (NY)	74 50	12	N	Texas A&M	83 74	49	N	Kansas St.	87 57
61	H	St. John's (NY)	74 50	39	H	Georgetown	79 64	49	N	Kansas St.	87 57	297	N	Alabama A&M	100 39
39	H	Georgetown	79 64	66	H	Rutgers	71 46								
66	H	Rutgers	71 46	55	A	South Fla.	75 71								
55	A	South Fla.	75 71												

Non-Div I Games:

Notre Dame

Loss, Non-Conf, S Site, H Home A Away N Neutral

Average RPI Win: 219	WON-LOST	WINNING	LAST 10	STRENGTH OF	OPP. STRENGTH	TEAM	ADJ.	CONF.	ADJ CONF.
Average RPI Loss: 182	RECORD	PCT. RANK	GAMES	SCHEDULE	OF SCHEDULE	RPI	RPI	RPI	RPI
DIV. I ONLY	6- 12	261	2- 7	170	186	254	254	20	20
DIV. I NON-CONF.	4- 7	230	0- 4	122	179	210	210	19	19
TOTALS	RPI 1-25	RPI 26-50	W-L RECORDS	RPI 51-100	RPI 101-150	RPI 150+			
6- 12	0- 2	0- 1	OVERALL	0- 1	1- 0	5- 8			
4- 6	0- 1	0- 1	HOME	0- 1	1- 0	3- 3			
2- 6	0- 1	0- 0	AWAY	0- 0	0- 0	2- 5			
0- 0	0- 0	0- 0	NEUTRAL	0- 0	0- 0	0- 0			
4- 7	0- 2	0- 1	NON-CONFERENCE	0- 0	1- 0	3- 4			
3- 3	0- 1	0- 1	HOME	0- 0	1- 0	2- 1			
1- 4	0- 1	0- 0	AWAY	0- 0	0- 0	1- 3			
0- 0	0- 0	0- 0	NEUTRAL	0- 0	0- 0	0- 0			
2- 5	0- 0	0- 0	CONFERENCE	0- 1	0- 0	2- 4			
1- 3	0- 0	0- 0	HOME	0- 1	0- 0	1- 2			
1- 2	0- 0	0- 0	AWAY	0- 0	0- 0	1- 2			
0- 0	0- 0	0- 0	NEUTRAL	0- 0	0- 0	0- 0			

RPI 1-25				RPI 26-50				RPI 51-100				RPI 101+ Team's RPI: 254			
RPI	S	Opponent	Score	RPI	S	Opponent	Score	RPI	S	Opponent	Score	RPI	S	Opponent	Score
3	A	Connecticut	25 97	36	H	Michigan St.	43 75	67	H	South Dakota St.	43 64	119	H	American	70 60
10	H	Purdue	46 77									154	H	IUPUI	68 59
												188	A	South Dakota	49 64
												232	H	Western Ill.	73 81
												240	A	Canisius	52 51
												245	A	Niagara	59 70
												247	A	Neb. Omaha	41 59
												255	H	George Mason	62 58
												264	H	North Dakota St.	59 60
												270	A	UMKC	55 46
												275	H	Western Mich.	73 70
												276	H	Buffalo	59 61
												292	A	IPFW	55 57
												322	A	Manhattan	43 47
LAST 12 Division I GAMES:															
292	A	IPFW	55 57	154	H	IUPUI	68 59								
188	A	South Dakota	49 64	232	H	Western Ill.	73 81								
270	A	UMKC	55 46	3	A	Connecticut	25 97								
264	H	North Dakota St.	59 60	10	H	Purdue	46 77								
67	H	South Dakota St.	43 64	322	A	Manhattan	43 47								
247	A	Neb. Omaha	41 59	36	H	Michigan St.	43 75								

Non-Div I Games: Mich.-Dearborn 78 53 Rochester College 65 34

Oakland

■ Loss,
 ■ Non-Conf, S Site,
 ■ Home
 ■ Away
 N Neutral

Average RPI Win:	229	WON-LOST	WINNING	LAST 10	STRENGTH OF	OPP. STRENGTH	TEAM	ADJ.	CONF.	ADJ CONF.
Average RPI Loss:	180	RECORD	PCT. RANK	GAMES	SCHEDULE	OF SCHEDULE	RPI	RPI	RPI	RPI
DIV. I ONLY	5- 13	291	2- 8	248	175	295	295	18	18	
DIV. I NON-CONF.	5- 7	210	4- 2	301	188	273	273	17	17	
TOTALS	RPI 1-25	RPI 26-50	W-L RECORDS	RPI 51-100	RPI 101-150	RPI 150+				
5- 13	0- 0	0- 2	OVERALL	0- 2	0- 2	5- 7				
3- 6	0- 0	0- 2	HOME	0- 1	0- 1	3- 2				
2- 6	0- 0	0- 0	AWAY	0- 1	0- 1	2- 4				
0- 1	0- 0	0- 0	NEUTRAL	0- 0	0- 0	0- 1				
5- 7	0- 0	0- 1	NON-CONFERENCE	0- 1	0- 1	5- 4				
3- 3	0- 0	0- 1	HOME	0- 0	0- 1	3- 1				
2- 3	0- 0	0- 0	AWAY	0- 1	0- 0	2- 2				
0- 1	0- 0	0- 0	NEUTRAL	0- 0	0- 0	0- 1				
0- 6	0- 0	0- 1	CONFERENCE	0- 1	0- 1	0- 3				
0- 3	0- 0	0- 1	HOME	0- 1	0- 0	0- 1				
0- 3	0- 0	0- 0	AWAY	0- 0	0- 1	0- 2				
0- 0	0- 0	0- 0	NEUTRAL	0- 0	0- 0	0- 0				

RPI 1-25	RPI 26-50	RPI 51-100	RPI 101+	Team's RPI: 295
RPI S Opponent Score	RPI S Opponent Score	RPI S Opponent Score	RPI S Opponent Score	
	37 Duquesne 55 62	56 Minnesota 40 85	114 Miami (OH) 56 78	
	50 Central Mich. 48 77	94 Bowling Green 41 67	116 Detroit 53 65	
			161 Akron 54 81	
			180 Cleveland St. 63 56	
			204 Xavier 68 62	
			205 Eastern Ky. 69 58	
			249 Ball St. 46 77	
			269 Massachusetts 61 65	
			273 Marshall 55 48	
			276 Buffalo 36 73	
			282 N UNLV 51 60	
			285 Morehead St. 79 72	
			315 LIU Brooklyn 54 63	
			322 Manhattan 49 58	
LAST 12 Division I GAMES:				
	249 Ball St. 46 77	204 Xavier 68 62		
	50 Central Mich. 48 77	315 LIU Brooklyn 54 63		
	94 Bowling Green 41 67	322 Manhattan 49 58		
	114 Miami (OH) 56 78	273 Marshall 55 48		
	276 Buffalo 36 73	285 Morehead St. 79 72		
	161 Akron 54 81	205 Eastern Ky. 69 58		

Non-Div I Games:

Ohio

Loss, Non-Conf, S Site, Home Away N Neutral

Average RPI Win:	169	WON-LOST	WINNING	LAST 10	STRENGTH OF	OPP. STRENGTH	TEAM	ADJ.	CONF.	ADJ CONF.
Average RPI Loss:	48	RECORD	PCT. RANK	GAMES	SCHEDULE	OF SCHEDULE	RPI	RPI	RPI	RPI
DIV. I ONLY	11- 9	145	4- 6	33	48	70	70	2	2	
DIV. I NON-CONF.	10- 3	50	4- 1	64	104	38	38	2	2	
TOTALS	RPI 1-25	RPI 26-50	W-L RECORDS	RPI 51-100	RPI 101-150	RPI 150+				
11- 9	0- 5	0- 0	OVERALL	1- 3	3- 0	7- 1				
10- 2	0- 1	0- 0	HOME	0- 1	3- 0	7- 0				
1- 6	0- 3	0- 0	AWAY	1- 2	0- 0	0- 1				
0- 1	0- 1	0- 0	NEUTRAL	0- 0	0- 0	0- 0				
10- 3	0- 2	0- 0	NON-CONFERENCE	1- 0	3- 0	6- 1				
9- 0	0- 0	0- 0	HOME	0- 0	3- 0	6- 0				
1- 2	0- 1	0- 0	AWAY	1- 0	0- 0	0- 1				
0- 1	0- 1	0- 0	NEUTRAL	0- 0	0- 0	0- 0				
1- 6	0- 3	0- 0	CONFERENCE	0- 3	0- 0	1- 0				
1- 2	0- 1	0- 0	HOME	0- 1	0- 0	1- 0				
0- 4	0- 2	0- 0	AWAY	0- 2	0- 0	0- 0				
0- 0	0- 0	0- 0	NEUTRAL	0- 0	0- 0	0- 0				

RPI 1-25				RPI 26-50				RPI 51-100				Team's RPI: 70	RPI 101+			
RPI	S	Opponent	Score	RPI	S	Opponent	Score	RPI	S	Opponent	Score		RPI	S	Opponent	Score
6	N	Notre Dame	51 57					53	A	Gonzaga	65 60		113	H	Saint Francis (PA)	70 54
7	H	Penn St.	56 71					56	A	Minnesota	74 83		127	H	Howard	67 50
10	A	Purdue	75 82					73	H	Illinois	73 79		144	H	Wright St.	82 52
14	A	North Carolina	54 57					86	A	Wisconsin	49 68		158	H	Evansville	78 33
16	A	Iowa	71 77										166	H	Indiana	68 45
													168	A	Washington St.	55 62
													181	H	Winthrop	78 53
													184	H	Cincinnati	87 49
													230	H	Lafayette	81 41
													242	H	VCU	88 50
													261	H	Southern U.	73 50
LAST 12 Division I GAMES:																
7	H	Penn St.	56 71	16	A	Iowa	71 77	127	H	Howard	67 50					
86	A	Wisconsin	49 68	242	H	VCU	88 50	53	A	Gonzaga	65 60					
166	H	Indiana	68 45	261	H	Southern U.	73 50	168	A	Washington St.	55 62					
10	A	Purdue	75 82													
56	A	Minnesota	74 83													
73	H	Illinois	73 79													

Non-Div I Games:

Ohio St.

Average RPI Win:	134	WON-LOST	WINNING	LAST 10	STRENGTH OF	OPP. STRENGTH	TEAM	ADJ.	CONF.	ADJ CONF.
Average RPI Loss:	19	RECORD	PCT. RANK	GAMES	SCHEDULE	OF SCHEDULE	RPI	RPI	RPI	RPI
DIV. I ONLY	15- 4	34	7- 3	45	9	25	25	1	1	
DIV. I NON-CONF.	10- 2	28	4- 1	82	25	41	41	1	1	
TOTALS	RPI 1-25	RPI 26-50	W-L RECORDS	RPI 51-100	RPI 101-150	RPI 150+				
15- 4	0- 2	3- 2	OVERALL	3- 0	3- 0	6- 0				
9- 2	0- 1	2- 1	HOME	2- 0	1- 0	4- 0				
4- 2	0- 1	1- 1	AWAY	0- 0	2- 0	1- 0				
2- 0	0- 0	0- 0	NEUTRAL	1- 0	0- 0	1- 0				
10- 2	0- 1	2- 1	NON-CONFERENCE	2- 0	0- 0	6- 0				
6- 2	0- 1	1- 1	HOME	1- 0	0- 0	4- 0				
2- 0	0- 0	1- 0	AWAY	0- 0	0- 0	1- 0				
2- 0	0- 0	0- 0	NEUTRAL	1- 0	0- 0	1- 0				
5- 2	0- 1	1- 1	CONFERENCE	1- 0	3- 0	0- 0				
3- 0	0- 0	1- 0	HOME	1- 0	1- 0	0- 0				
2- 2	0- 1	0- 1	AWAY	0- 0	2- 0	0- 0				
0- 0	0- 0	0- 0	NEUTRAL	0- 0	0- 0	0- 0				

RPI	S	Opponent	Score	RPI	S	Opponent	Score	RPI	S	Opponent	Score	RPI	S	Opponent	Score
2	A	Baylor	65 82	28	A	Iowa St.	61 82	54	H	West Virginia	71 68	118	A	Texas	78 70
15	H	UCLA	80 86	29	A	Creighton	69 48	69	N	Arkansas	73 70	118	H	Texas	69 56
				30	H	Vanderbilt	63 76	71	H	Cal St. Northridge	79 57	141	A	TCU	85 79
				40	H	Texas Tech	65 55					174	A	Hawaii	74 49
				44	H	Marist	68 55					175	H	Saint Louis	68 33
												199	H	North Texas	71 68
												216	H	UC Riverside	70 46
												274	N	Oregon	100 61
												286	H	Northwestern St.	96 35
LAST 12 Division I GAMES:															
2	A	Baylor	65 82	54	H	West Virginia	71 68								
118	H	Texas	69 56	71	H	Cal St. Northridge	79 57								
28	A	Iowa St.	61 82	216	H	UC Riverside	70 46								
40	H	Texas Tech	65 55	30	H	Vanderbilt	63 76								
141	A	TCU	85 79	199	H	North Texas	71 68								
118	A	Texas	78 70	44	H	Marist	68 55								

Non-Div I Games:

Oklahoma

Average RPI Win:	166	WON-LOST	WINNING	LAST 10	STRENGTH OF	OPP. STRENGTH	TEAM	ADJ.	CONF.	ADJ CONF.
Average RPI Loss:	30	RECORD	PCT. RANK	GAMES	SCHEDULE	OF SCHEDULE	RPI	RPI	RPI	RPI
DIV. I ONLY	15- 3	27	7- 3	78	74	31	31	1	1	
DIV. I NON-CONF.	11- 0	1	5- 0	265	276	48	48	1	1	
TOTALS	RPI 1-25	RPI 26-50	W-L RECORDS	RPI 51-100	RPI 101-150	RPI 150+				
15- 3	0- 1	4- 2	OVERALL	0- 0	4- 0	7- 0				
9- 1	0- 0	2- 1	HOME	0- 0	1- 0	6- 0				
5- 2	0- 1	2- 1	AWAY	0- 0	2- 0	1- 0				
1- 0	0- 0	0- 0	NEUTRAL	0- 0	1- 0	0- 0				
11- 0	0- 0	1- 0	NON-CONFERENCE	0- 0	3- 0	7- 0				
7- 0	0- 0	0- 0	HOME	0- 0	1- 0	6- 0				
3- 0	0- 0	1- 0	AWAY	0- 0	1- 0	1- 0				
1- 0	0- 0	0- 0	NEUTRAL	0- 0	1- 0	0- 0				
4- 3	0- 1	3- 2	CONFERENCE	0- 0	1- 0	0- 0				
2- 1	0- 0	2- 1	HOME	0- 0	0- 0	0- 0				
2- 2	0- 1	1- 1	AWAY	0- 0	1- 0	0- 0				
0- 0	0- 0	0- 0	NEUTRAL	0- 0	0- 0	0- 0				

RPI 1-25				RPI 26-50				Team's RPI: 31	RPI 51-100				RPI 101+			
RPI	S	Opponent	Score	RPI	S	Opponent	Score		RPI	S	Opponent	Score	RPI	S	Opponent	Score
2	A	Baylor	49 83	28	H	Iowa St.	71 42						105	H	Cal Poly	90 59
				40	H	Texas Tech	59 64						108	A	Missouri St.	74 71
				43	A	Kansas	65 52						115	N	Harvard	92 62
				43	H	Kansas	76 59						118	A	Texas	64 52
				47	A	San Diego St.	80 72						187	H	Texas Southern	91 49
				49	A	Kansas St.	70 76						225	H	Stephen F. Austin	85 41
LAST 12 Division I GAMES:																
43	A	Kansas	65 52	40	H	Texas Tech	59 64						272	H	Vermont	83 30
49	A	Kansas St.	70 76	47	A	San Diego St.	80 72						281	H	Texas St.	90 55
28	H	Iowa St.	71 42	115	N	Harvard	92 62						298	H	Tex.-Pan American	96 42
118	A	Texas	64 52	302	A	Texas-Arlington	90 54						302	A	Texas-Arlington	90 54
43	H	Kansas	76 59	272	H	Vermont	83 30						316	H	Weber St.	101 49
2	A	Baylor	49 83	225	H	Stephen F. Austin	85 41									

Non-Div I Games:

Oklahoma St.

■ Loss,
 ■ Non-Conf, S Site,
 ■ Home
 ■ Away
 N Neutral

Average RPI Win:	252	WON-LOST	WINNING	LAST 10	STRENGTH OF	OPP. STRENGTH	TEAM	ADJ.	CONF.	ADJ CONF.
Average RPI Loss:	113	RECORD	PCT. RANK	GAMES	SCHEDULE	OF SCHEDULE	RPI	RPI	RPI	RPI
DIV. I ONLY	13- 6	72	6- 4	292	130	142	142	14	14	
DIV. I NON-CONF.	9- 3	55	3- 2	292	88	146	146	15	15	
TOTALS	RPI 1-25	RPI 26-50	W-L RECORDS	RPI 51-100	RPI 101-150	RPI 150+				
13- 6	0- 2	0- 1	OVERALL	0- 0	1- 1	12- 2				
7- 3	0- 1	0- 1	HOME	0- 0	0- 0	7- 1				
5- 2	0- 0	0- 0	AWAY	0- 0	1- 1	4- 1				
1- 1	0- 1	0- 0	NEUTRAL	0- 0	0- 0	1- 0				
9- 3	0- 2	0- 0	NON-CONFERENCE	0- 0	1- 0	8- 1				
5- 2	0- 1	0- 0	HOME	0- 0	0- 0	5- 1				
3- 0	0- 0	0- 0	AWAY	0- 0	1- 0	2- 0				
1- 1	0- 1	0- 0	NEUTRAL	0- 0	0- 0	1- 0				
4- 3	0- 0	0- 1	CONFERENCE	0- 0	0- 1	4- 1				
2- 1	0- 0	0- 1	HOME	0- 0	0- 0	2- 0				
2- 2	0- 0	0- 0	AWAY	0- 0	0- 1	2- 1				
0- 0	0- 0	0- 0	NEUTRAL	0- 0	0- 0	0- 0				

RPI 1-25				RPI 26-50				RPI 51-100				RPI 101+ Team's RPI: 142			
RPI	S	Opponent	Score	RPI	S	Opponent	Score	RPI	S	Opponent	Score	RPI	S	Opponent	Score
4	H	California	47 63	27	H	Delaware	46 63					102	A	Virginia Tech	55 35
12	N	Texas A&M	55 78									140	A	Hofstra	72 83
												156	H	South Carolina St.	79 63
												193	H	Pittsburgh	54 55
												210	H	Dartmouth	73 59
												229	A	Georgia St.	72 66
												229	H	Georgia St.	68 45
												242	H	VCU	74 51
												277	H	USC Upstate	77 46
												282	A	UNLV	85 67
												290	A	UNC Wilmington	74 50
												297	N	Alabama A&M	75 46
												299	H	Towson	65 55
												301	A	William & Mary	69 73
												327	A	UMES	62 46
												342	H	N.C. Central	59 33
LAST 12 Division I GAMES:															
301	A	William & Mary	69 73	229	A	Georgia St.	72 66								
229	H	Georgia St.	68 45	193	H	Pittsburgh	54 55								
140	A	Hofstra	72 83	156	H	South Carolina St.	79 63								
290	A	UNC Wilmington	74 50	297	N	Alabama A&M	75 46								
27	H	Delaware	46 63	12	N	Texas A&M	55 78								
299	H	Towson	65 55	282	A	UNLV	85 67								

Non-Div I Games:

Old Dominion

Average RPI Win:	237	WON-LOST	WINNING	LAST 10	STRENGTH OF	OPP. STRENGTH	TEAM	ADJ.	CONF.	ADJ CONF.
Average RPI Loss:	124	RECORD	PCT. RANK	GAMES	SCHEDULE	OF SCHEDULE	RPI	RPI	RPI	RPI
DIV. I ONLY	8- 12	222	2- 8	241	106	258	258	3	3	
DIV. I NON-CONF.	7- 6	156	1- 4	328	190	268	268	6	6	
TOTALS	RPI 1-25	RPI 26-50	W-L RECORDS	RPI 51-100	RPI 101-150	RPI 150+				
8- 12	0- 0	0- 1	OVERALL	1- 4	0- 4	7- 3				
6- 4	0- 0	0- 1	HOME	0- 1	0- 2	6- 0				
1- 6	0- 0	0- 0	AWAY	1- 2	0- 1	0- 3				
1- 2	0- 0	0- 0	NEUTRAL	0- 1	0- 1	1- 0				
7- 6	0- 0	0- 0	NON-CONFERENCE	0- 1	0- 3	7- 2				
6- 1	0- 0	0- 0	HOME	0- 0	0- 1	6- 0				
0- 3	0- 0	0- 0	AWAY	0- 0	0- 1	0- 2				
1- 2	0- 0	0- 0	NEUTRAL	0- 1	0- 1	1- 0				
1- 6	0- 0	0- 1	CONFERENCE	1- 3	0- 1	0- 1				
0- 3	0- 0	0- 1	HOME	0- 1	0- 1	0- 0				
1- 3	0- 0	0- 0	AWAY	1- 2	0- 0	0- 1				
0- 0	0- 0	0- 0	NEUTRAL	0- 0	0- 0	0- 0				

RPI S	Opponent	Score	RPI S	Opponent	Score	RPI S	Opponent	Score	RPI S	Opponent	Score	Team's RPI: 258
30	H Vanderbilt	57 76	57	A Florida	88 81	117	H Alabama	75 83				
			64	A LSU	79 84	137	H Lamar	71 85				
			77	A Auburn	52 76	140	A Hofstra	63 72				
			85	H Missouri	72 73	149	N McNeese St.	75 80				
			99	N Northwestern	69 73	163	H Belmont	63 48				
						178	A Louisiana Tech	54 57				
						180	A Cleveland St.	55 67				
						209	N Eastern Mich.	61 58				
						234	A Mississippi St.	57 72				
						269	H Massachusetts	71 59				
						284	H Mississippi Val.	62 60				
						286	H Northwestern St.	67 51				
						300	H Southeastern La.	95 85				
						328	H Lipscomb	68 46				
LAST 12 Division I GAMES:												
234	A Mississippi St.	57 72	64	A LSU	79 84							
57	A Florida	88 81	209	N Eastern Mich.	61 58							
85	H Missouri	72 73	149	N McNeese St.	75 80							
117	H Alabama	75 83	99	N Northwestern	69 73							
77	A Auburn	52 76	140	A Hofstra	63 72							
30	H Vanderbilt	57 76	180	A Cleveland St.	55 67							

Non-Div I Games:

Ole Miss

■ Loss,
 ■ Non-Conf,
 ■ S Site,
 ■ H Home
 ■ A Away
 N Neutral

Oral Roberts

Through Games Of Sunday, January 27, 2013

Average RPI Win:	260	WON-LOST	WINNING	LAST 10	STRENGTH OF	OPP. STRENGTH	TEAM	ADJ.	CONF.	ADJ CONF.
Average RPI Loss:	101	RECORD	PCT. RANK	GAMES	SCHEDULE	OF SCHEDULE	RPI	RPI	RPI	RPI
DIV. I ONLY	7- 10	218	5- 5	146	141	171	171	21	21	
DIV. I NON-CONF.	2- 7	300	0- 4	66	19	181	181	21	21	
TOTALS	RPI 1-25	RPI 26-50	W-L RECORDS	RPI 51-100	RPI 101-150	RPI 150+				
7- 10	0- 2	0- 1	OVERALL	0- 1	1- 4	6- 2				
4- 2	0- 0	0- 0	HOME	0- 1	1- 1	3- 0				
3- 8	0- 2	0- 1	AWAY	0- 0	0- 3	3- 2				
0- 0	0- 0	0- 0	NEUTRAL	0- 0	0- 0	0- 0				
2- 7	0- 2	0- 1	NON-CONFERENCE	0- 1	0- 2	2- 1				
1- 1	0- 0	0- 0	HOME	0- 1	0- 0	1- 0				
1- 6	0- 2	0- 1	AWAY	0- 0	0- 2	1- 1				
0- 0	0- 0	0- 0	NEUTRAL	0- 0	0- 0	0- 0				
5- 3	0- 0	0- 0	CONFERENCE	0- 0	1- 2	4- 1				
3- 1	0- 0	0- 0	HOME	0- 0	1- 1	2- 0				
2- 2	0- 0	0- 0	AWAY	0- 0	0- 1	2- 1				
0- 0	0- 0	0- 0	NEUTRAL	0- 0	0- 0	0- 0				

RPI 1-25				RPI 26-50				RPI 51-100				RPI 101+ Team's RPI: 171			
RPI	S	Opponent	Score	RPI	S	Opponent	Score	RPI	S	Opponent	Score	RPI	S	Opponent	Score
2	A	Baylor	56 94	38	A	Nebraska	67 80	69	H	Arkansas	57 80	108	A	Missouri St.	72 73
24	A	DePaul	74 97									123	A	UALR	47 79
												125	A	Sam Houston St.	47 54
												137	H	Lamar	77 48
												149	H	McNeese St.	71 72
												178	A	Louisiana Tech	59 61
												197	A	Nicholls St.	66 69
												225	H	Stephen F. Austin	63 56
												237	H	Tulsa	64 53
												286	H	Northwestern St.	66 55
												300	A	Southeastern La.	81 62
												302	A	Texas-Arlington	73 41
												333	A	A&M-Corpus Christi	58 41
LAST 12 Division I GAMES:															
149	H	McNeese St.	71 72	197	A	Nicholls St.	66 69								
137	H	Lamar	77 48	300	A	Southeastern La.	81 62								
125	A	Sam Houston St.	47 54	24	A	DePaul	74 97								
333	A	A&M-Corpus Christi	58 41	38	A	Nebraska	67 80								
225	H	Stephen F. Austin	63 56	178	A	Louisiana Tech	59 61								
286	H	Northwestern St.	66 55	2	A	Baylor	56 94								

Non-Div I Games: Evangel 96 34

Oral Roberts

Loss, Non-Conf, S Site, H Home A Away N Neutral

Oregon

Average RPI Win: 166
Average RPI Loss: 120

WON-LOST
RECORD

WINNING
PCT. RANK

LAST 10
GAMES

Through Games Of Sunday, January 27, 2013

STRENGTH OF
SCHEDULE

OPP. STRENGTH
OF SCHEDULE

TEAM
RPI

ADJ.
RPI

CONF.
RPI

ADJ CONF.
RPI

DIV. I ONLY	3- 17	325	1- 9	107	56	274	274	6	6
DIV. I NON-CONF.	2- 10	311	2- 2	89	59	259	259	5	5
TOTALS	RPI 1-25	RPI 26-50	W-L RECORDS	RPI 51-100	RPI 101-150	RPI 150+			
3- 17	0- 3	0- 1	OVERALL	1- 4	0- 2	2- 7			
2- 8	0- 2	0- 1	HOME	1- 0	0- 1	1- 4			
1- 7	0- 0	0- 0	AWAY	0- 3	0- 1	1- 3			
0- 2	0- 1	0- 0	NEUTRAL	0- 1	0- 0	0- 0			
2- 10	0- 2	0- 1	NON-CONFERENCE	1- 2	0- 0	1- 5			
2- 5	0- 1	0- 1	HOME	1- 0	0- 0	1- 3			
0- 3	0- 0	0- 0	AWAY	0- 1	0- 0	0- 2			
0- 2	0- 1	0- 0	NEUTRAL	0- 1	0- 0	0- 0			
1- 7	0- 1	0- 0	CONFERENCE	0- 2	0- 2	1- 2			
0- 3	0- 1	0- 0	HOME	0- 0	0- 1	0- 1			
1- 4	0- 0	0- 0	AWAY	0- 2	0- 1	1- 1			
0- 0	0- 0	0- 0	NEUTRAL	0- 0	0- 0	0- 0			

RPI 1-25				RPI 26-50				RPI 51-100				RPI 101+ Team's RPI: 274			
RPI	S	Opponent	Score	RPI	S	Opponent	Score	RPI	S	Opponent	Score	RPI	S	Opponent	Score
3	H	Connecticut	51 95	35	H	St. Mary's (CA)	69 78	62	A	Washington	53 66	104	A	Arizona	68 100
15	H	UCLA	80 89					69	N	Arkansas	67 79	109	H	Southern California	62 67
25	N	Oklahoma	61 100					73	A	Illinois	62 80	168	A	Washington St.	70 68
								78	H	Fresno St.	65 64	174	A	Hawaii	73 85
								83	A	Arizona St.	45 60	196	A	Portland	49 68
												200	A	Oregon St.	49 68
												200	H	Oregon St.	53 63
												215	H	Portland St.	85 87
												231	H	Denver	62 73
												244	H	Nevada	73 77
												253	H	Samford	72 61
LAST 12 Division I GAMES:															
62	A	Washington	53 66	109	H	Southern California	62 67								
168	A	Washington St.	70 68	15	H	UCLA	80 89								
200	A	Oregon St.	49 68	3	H	Connecticut	51 95								
200	H	Oregon St.	53 63	196	A	Portland	49 68								
104	A	Arizona	68 100	253	H	Samford	72 61								
83	A	Arizona St.	45 60	78	H	Fresno St.	65 64								

Non-Div I Games:

Oregon

Loss, Non-Conf, S Site, H Home A Away N Neutral

Average RPI Win:	219	WON-LOST	WINNING	LAST 10	STRENGTH OF	OPP. STRENGTH	TEAM	ADJ.	CONF.	ADJ CONF.
Average RPI Loss:	91	RECORD	PCT. RANK	GAMES	SCHEDULE	OF SCHEDULE	RPI	RPI	RPI	RPI
DIV. I ONLY	7- 11	230	3- 7	134	99	200	200	6	6	
DIV. I NON-CONF.	4- 6	219	1- 3	80	176	189	189	5	5	
TOTALS	RPI 1-25	RPI 26-50	W-L RECORDS	RPI 51-100	RPI 101-150	RPI 150+				
7- 11	0- 1	0- 3	OVERALL	0- 2	2- 3	5- 2				
3- 4	0- 1	0- 0	HOME	0- 0	0- 3	3- 0				
2- 4	0- 0	0- 0	AWAY	0- 2	1- 0	1- 2				
2- 3	0- 0	0- 3	NEUTRAL	0- 0	1- 0	1- 0				
4- 6	0- 0	0- 3	NON-CONFERENCE	0- 0	1- 2	3- 1				
2- 2	0- 0	0- 0	HOME	0- 0	0- 2	2- 0				
0- 1	0- 0	0- 0	AWAY	0- 0	0- 0	0- 1				
2- 3	0- 0	0- 3	NEUTRAL	0- 0	1- 0	1- 0				
3- 5	0- 1	0- 0	CONFERENCE	0- 2	1- 1	2- 1				
1- 2	0- 1	0- 0	HOME	0- 0	0- 1	1- 0				
2- 3	0- 0	0- 0	AWAY	0- 2	1- 0	1- 1				
0- 0	0- 0	0- 0	NEUTRAL	0- 0	0- 0	0- 0				

RPI S	Opponent	Score	RPI S	Opponent	Score	RPI S	Opponent	Score	RPI S	Opponent	Score	Team's RPI: 200
15	H UCLA	64 68	34	N Louisville	43 61	62	A Washington	77 81	104	A Arizona	57 48	
			36	N Michigan St.	35 49	83	A Arizona St.	55 66	105	H Cal Poly	62 72	
			40	N Texas Tech	48 66				109	H Southern California	55 56	
									136	N UC Santa Barbara	49 46	
									145	H Sacramento St.	71 80	
									168	A Washington St.	73 76	
									181	N Winthrop	68 64	
									202	A Loyola Marymount	62 73	
									271	H Cal St. Fullerton	54 36	
									274	A Oregon	63 53	
									274	H Oregon	68 49	
									293	H CSU Bakersfield	71 48	
LAST 12 Division I GAMES:												
168	A Washington St.	73 76	15	H UCLA	64 68							
62	A Washington	77 81	109	H Southern California	55 56							
274	H Oregon	68 49	40	N Texas Tech	48 66							
274	A Oregon	63 53	36	N Michigan St.	35 49							
83	A Arizona St.	55 66	202	A Loyola Marymount	62 73							
104	A Arizona	57 48	271	H Cal St. Fullerton	54 36							

Non-Div I Games: Western Wash. 71 59 Saint Martin's 84 36

Oregon St.

Loss, Non-Conf, S Site, H Home A Away N Neutral

Average RPI Win:	160	WON-LOST	WINNING	LAST 10	STRENGTH OF	OPP. STRENGTH	TEAM	ADJ.	CONF.	ADJ CONF.
Average RPI Loss:	54	RECORD	PCT. RANK	GAMES	SCHEDULE	OF SCHEDULE	RPI	RPI	RPI	RPI
DIV. I ONLY	16- 3	20	9- 1	75	90	23	23	11	11	
DIV. I NON-CONF.	10- 2	28	3- 2	43	69	13	13	10	10	
TOTALS	RPI 1-25	RPI 26-50	W-L RECORDS	RPI 51-100	RPI 101-150	RPI 150+				
16- 3	0- 1	1- 0	OVERALL	3- 1	4- 1	8- 0				
9- 0	0- 0	0- 0	HOME	3- 0	2- 0	4- 0				
7- 3	0- 1	1- 0	AWAY	0- 1	2- 1	4- 0				
0- 0	0- 0	0- 0	NEUTRAL	0- 0	0- 0	0- 0				
10- 2	0- 1	1- 0	NON-CONFERENCE	2- 1	2- 0	5- 0				
6- 0	0- 0	0- 0	HOME	2- 0	1- 0	3- 0				
4- 2	0- 1	1- 0	AWAY	0- 1	1- 0	2- 0				
0- 0	0- 0	0- 0	NEUTRAL	0- 0	0- 0	0- 0				
6- 1	0- 0	0- 0	CONFERENCE	1- 0	2- 1	3- 0				
3- 0	0- 0	0- 0	HOME	1- 0	1- 0	1- 0				
3- 1	0- 0	0- 0	AWAY	0- 0	1- 1	2- 0				
0- 0	0- 0	0- 0	NEUTRAL	0- 0	0- 0	0- 0				

RPI 1-25				Team's RPI: 23	RPI 26-50				RPI 51-100				RPI 101+			
RPI	S	Opponent	Score		RPI	S	Opponent	Score	RPI	S	Opponent	Score	RPI	S	Opponent	Score
1	A	Stanford	43	78	35	A	St. Mary's (CA)	75 72	57	A	Florida	82 89	103	A	Eastern Wash.	64 51
									71	H	Cal St. Northridge	60 51	105	A	Cal Poly	95 96
									78	H	Fresno St.	66 56	112	H	Santa Clara	72 45
									82	H	Fordham	62 40	136	A	UC Santa Barbara	64 52
													147	H	UC Davis	78 64
													164	H	San Francisco	75 59
													172	A	Seattle	71 70
													174	H	Hawaii	71 61
													216	A	UC Riverside	85 56
													244	H	Nevada	72 63
													263	A	San Jose St.	74 60
													271	A	Cal St. Fullerton	67 55
													293	H	CSU Bakersfield	102 60
LAST 12 Division I GAMES:																
271	A	Cal St. Fullerton	67	55	147	H	UC Davis	78	64							
216	A	UC Riverside	85	56	293	H	CSU Bakersfield	102	60							
71	H	Cal St. Northridge	60	51	164	H	San Francisco	75	59							
174	H	Hawaii	71	61	35	A	St. Mary's (CA)	75	72							
105	A	Cal Poly	95	96	1	A	Stanford	43	78							
136	A	UC Santa Barbara	64	52	57	A	Florida	82	89							

Non-Div I Games:

Pacific

■ Loss,
■ Non-Conf,
■ S Site,
■ H Home
■ A Away
N Neutral

Average RPI Win:	264	WON-LOST	WINNING	LAST 10	STRENGTH OF	OPP. STRENGTH	TEAM	ADJ.	CONF.	ADJ CONF.
Average RPI Loss:	108	RECORD	PCT. RANK	GAMES	SCHEDULE	OF SCHEDULE	RPI	RPI	RPI	RPI
DIV. I ONLY	7- 8	190	5- 5	216	167	217	217	19	19	
DIV. I NON-CONF.	7- 7	160	7- 4	247	232	220	220	18	18	
TOTALS	RPI 1-25	RPI 26-50	W-L RECORDS	RPI 51-100	RPI 101-150	RPI 150+				
7- 8	0- 2	0- 2	OVERALL	0- 1	2- 1	5- 2				
3- 4	0- 1	0- 2	HOME	0- 0	2- 1	1- 0				
2- 4	0- 1	0- 0	AWAY	0- 1	0- 0	2- 2				
2- 0	0- 0	0- 0	NEUTRAL	0- 0	0- 0	2- 0				
7- 7	0- 1	0- 2	NON-CONFERENCE	0- 1	2- 1	5- 2				
3- 4	0- 1	0- 2	HOME	0- 0	2- 1	1- 0				
2- 3	0- 0	0- 0	AWAY	0- 1	0- 0	2- 2				
2- 0	0- 0	0- 0	NEUTRAL	0- 0	0- 0	2- 0				
0- 1	0- 1	0- 0	CONFERENCE	0- 0	0- 0	0- 0				
0- 0	0- 0	0- 0	HOME	0- 0	0- 0	0- 0				
0- 1	0- 1	0- 0	AWAY	0- 0	0- 0	0- 0				
0- 0	0- 0	0- 0	NEUTRAL	0- 0	0- 0	0- 0				

RPI 1-25				RPI 26-50				RPI 51-100				RPI 101+ Team's RPI: 217			
RPI	S	Opponent	Score	RPI	S	Opponent	Score	RPI	S	Opponent	Score	RPI	S	Opponent	Score
13	H	Villanova	44 48	45	H	Virginia	65 68	81	A	Drexel	50 77	121	H	Temple	51 59
20	A	Princeton	47 77	46	H	Saint Joseph's	53 66					146	H	Bucknell	58 53
												148	H	La Salle	65 56
												201	A	Army	53 58
												266	A	St. Francis Brooklyn	61 60
												313	H	Morgan St.	79 73
												315	A	LIU Brooklyn	54 40
												330	N	Alabama St.	52 37
												332	N	Air Force	61 39
												335	A	Norfolk St.	51 60
LAST 12 Division I GAMES:															
121	H	Temple	51 59	330	N	Alabama St.	52 37								
13	H	Villanova	44 48	81	A	Drexel	50 77								
20	A	Princeton	47 77	315	A	LIU Brooklyn	54 40								
313	H	Morgan St.	79 73	266	A	St. Francis Brooklyn	61 60								
46	H	Saint Joseph's	53 66	146	H	Bucknell	58 53								
332	N	Air Force	61 39	148	H	La Salle	65 56								

Non-Div I Games:

Penn

■ Loss,
 ■ Non-Conf, S Site,
 ■ Home
 ■ Away
 N Neutral

Average RPI Win:	101	WON-LOST	WINNING	LAST 10	STRENGTH OF	OPP. STRENGTH	TEAM	ADJ.	CONF.	ADJ CONF.
Average RPI Loss:	22	RECORD	PCT. RANK	GAMES	SCHEDULE	OF SCHEDULE	RPI	RPI	RPI	RPI
DIV. I ONLY	17- 2	9	10- 0	16	12	7	7	2	2	
DIV. I NON-CONF.	10- 2	28	4- 1	32	17	8	8	2	2	
TOTALS	RPI 1-25	RPI 26-50	W-L RECORDS	RPI 51-100	RPI 101-150	RPI 150+				
17- 2	1- 1	4- 1	OVERALL	6- 0	3- 0	3- 0				
10- 0	0- 0	2- 0	HOME	4- 0	1- 0	3- 0				
6- 2	1- 1	2- 1	AWAY	2- 0	1- 0	0- 0				
1- 0	0- 0	0- 0	NEUTRAL	0- 0	1- 0	0- 0				
10- 2	1- 1	1- 1	NON-CONFERENCE	2- 0	3- 0	3- 0				
6- 0	0- 0	1- 0	HOME	1- 0	1- 0	3- 0				
3- 2	1- 1	0- 1	AWAY	1- 0	1- 0	0- 0				
1- 0	0- 0	0- 0	NEUTRAL	0- 0	1- 0	0- 0				
7- 0	0- 0	3- 0	CONFERENCE	4- 0	0- 0	0- 0				
4- 0	0- 0	1- 0	HOME	3- 0	0- 0	0- 0				
3- 0	0- 0	2- 0	AWAY	1- 0	0- 0	0- 0				
0- 0	0- 0	0- 0	NEUTRAL	0- 0	0- 0	0- 0				

RPI 1-25				RPI 26-50				RPI 51-100				RPI 101+			
RPI	S	Opponent	Score	RPI	S	Opponent	Score	RPI	S	Opponent	Score	RPI	S	Opponent	Score
3	A	Connecticut	52 67	32	A	Michigan	59 49	56	H	Minnesota	64 59	102	A	Virginia Tech	60 41
12	A	Texas A&M	63 58	36	A	Michigan St.	76 55	67	H	South Dakota St.	60 50	116	N	Detroit	80 72
				38	H	Nebraska	80 58	70	A	Ohio St.	71 56	127	H	Howard	72 61
				39	H	Georgetown	97 74	71	A	Cal St. Northridge	85 73	230	H	Lafayette	75 34
				41	A	Miami (FL)	65 69	86	H	Wisconsin	84 40	236	H	Fairleigh Dickinson	101 44
								99	H	Northwestern	73 69	296	H	NJIT	82 37
LAST 12 Division I GAMES:															
70	A	Ohio St.	71 56	99	H	Northwestern	73 69	296	H	NJIT	82 37				
56	H	Minnesota	64 59	67	H	South Dakota St.	60 50	102	A	Virginia Tech	60 41				
32	A	Michigan	59 49	39	H	Georgetown	97 74	3	A	Connecticut	52 67				
86	H	Wisconsin	84 40	36	A	Michigan St.	76 55								
38	H	Nebraska	80 58												

Non-Div I Games:

Penn St.

Pepperdine

Through Games Of Sunday, January 27, 2013

Average RPI Win:	168	WON-LOST	WINNING	LAST 10	STRENGTH OF	OPP. STRENGTH	TEAM	ADJ.	CONF.	ADJ CONF.
Average RPI Loss:	90	RECORD	PCT. RANK	GAMES	SCHEDULE	OF SCHEDULE	RPI	RPI	RPI	RPI
DIV. I ONLY	4- 14	305	1- 9	26	112	207	207	7	7	
DIV. I NON-CONF.	3- 8	274	1- 4	18	129	176	176	7	7	
TOTALS	RPI 1-25	RPI 26-50	W-L RECORDS	RPI 51-100	RPI 101-150	RPI 150+				
4- 14	0- 2	0- 1	OVERALL	0- 6	1- 3	3- 2				
3- 8	0- 2	0- 0	HOME	0- 3	0- 2	3- 1				
1- 6	0- 0	0- 1	AWAY	0- 3	1- 1	0- 1				
0- 0	0- 0	0- 0	NEUTRAL	0- 0	0- 0	0- 0				
3- 8	0- 2	0- 0	NON-CONFERENCE	0- 3	1- 2	2- 1				
2- 5	0- 2	0- 0	HOME	0- 1	0- 1	2- 1				
1- 3	0- 0	0- 0	AWAY	0- 2	1- 1	0- 0				
0- 0	0- 0	0- 0	NEUTRAL	0- 0	0- 0	0- 0				
1- 6	0- 0	0- 1	CONFERENCE	0- 3	0- 1	1- 1				
1- 3	0- 0	0- 0	HOME	0- 2	0- 1	1- 0				
0- 3	0- 0	0- 1	AWAY	0- 1	0- 0	0- 1				
0- 0	0- 0	0- 0	NEUTRAL	0- 0	0- 0	0- 0				

RPI S	Opponent	Score	RPI S	Opponent	Score	RPI S	Opponent	Score	RPI S	Opponent	Score	Team's RPI: 207
9	H Kentucky	62 80	35	A St. Mary's (CA)	61 72	53	H Gonzaga	46 80	109	A Southern California	56 65	
15	H UCLA	46 77				62	A Washington	51 70	112	H Santa Clara	36 38	
						63	H Wyoming	50 72	127	H Howard	51 55	
						69	A Arkansas	39 64	147	A UC Davis	83 68	
						91	H San Diego	61 79	164	H San Francisco	71 67	
						92	A BYU	42 68	172	H Seattle	70 64	
									188	H South Dakota	70 54	
									202	A Loyola Marymount	47 65	
									216	H UC Riverside	71 79	
LAST 12 Division I GAMES:												
91	H San Diego	61 79	202	A Loyola Marymount	47 65							
53	H Gonzaga	46 80	15	H UCLA	46 77							
35	A St. Mary's (CA)	61 72	127	H Howard	51 55							
112	H Santa Clara	36 38	9	H Kentucky	62 80							
92	A BYU	42 68	172	H Seattle	70 64							
164	H San Francisco	71 67	69	A Arkansas	39 64							

Non-Div I Games:

Pepperdine

Loss, Non-Conf, S Site, H Home A Away N Neutral

Average RPI Win:	246	WON-LOST	WINNING	LAST 10	STRENGTH OF	OPP. STRENGTH	TEAM	ADJ.	CONF.	ADJ CONF.
Average RPI Loss:	95	RECORD	PCT. RANK	GAMES	SCHEDULE	OF SCHEDULE	RPI	RPI	RPI	RPI
DIV. I ONLY	9- 10	173	3- 7	148	116	193	193	5	5	
DIV. I NON-CONF.	9- 4	76	4- 2	246	275	161	161	4	4	
TOTALS	RPI 1-25	RPI 26-50	W-L RECORDS	RPI 51-100	RPI 101-150	RPI 150+				
9- 10	0- 2	0- 2	OVERALL	0- 3	1- 0	8- 3				
7- 5	0- 2	0- 0	HOME	0- 2	0- 0	7- 1				
2- 5	0- 0	0- 2	AWAY	0- 1	1- 0	1- 2				
0- 0	0- 0	0- 0	NEUTRAL	0- 0	0- 0	0- 0				
9- 4	0- 0	0- 1	NON-CONFERENCE	0- 1	1- 0	8- 2				
7- 2	0- 0	0- 0	HOME	0- 1	0- 0	7- 1				
2- 2	0- 0	0- 1	AWAY	0- 0	1- 0	1- 1				
0- 0	0- 0	0- 0	NEUTRAL	0- 0	0- 0	0- 0				
0- 6	0- 2	0- 1	CONFERENCE	0- 2	0- 0	0- 1				
0- 3	0- 2	0- 0	HOME	0- 1	0- 0	0- 0				
0- 3	0- 0	0- 1	AWAY	0- 1	0- 0	0- 1				
0- 0	0- 0	0- 0	NEUTRAL	0- 0	0- 0	0- 0				

RPI 1-25				RPI 26-50				RPI 51-100				RPI 101+ Team's RPI: 193			
RPI	S	Opponent	Score	RPI	S	Opponent	Score	RPI	S	Opponent	Score	RPI	S	Opponent	Score
6	H	Notre Dame	47 73	37	A	Duquesne	61 70	58	H	Marquette	65 74	142	A	Old Dominion	55 54
13	H	Villanova	52 68	39	A	Georgetown	57 69	61	A	St. John's (NY)	32 61	185	H	Longwood	86 60
								72	H	Youngstown St.	50 64	195	H	Rider	48 65
												214	H	Mt. St. Mary's	67 49
												224	H	Loyola Maryland	57 47
												230	A	Lafayette	65 68
												235	A	Seton Hall	56 69
												267	H	Brown	58 57
												276	A	Buffalo	91 77
												280	H	Siena	75 50
												301	H	William & Mary	76 74
												324	H	Wagner	65 39
LAST 12 Division I GAMES:															
39	A	Georgetown	57 69	142	A	Old Dominion	55 54								
6	H	Notre Dame	47 73	276	A	Buffalo	91 77								
58	H	Marquette	65 74	214	H	Mt. St. Mary's	67 49								
61	A	St. John's (NY)	32 61	195	H	Rider	48 65								
13	H	Villanova	52 68	37	A	Duquesne	61 70								
235	A	Seton Hall	56 69	224	H	Loyola Maryland	57 47								

Non-Div I Games:

Pittsburgh

Average RPI Win: 186	WON-LOST	WINNING	LAST 10	STRENGTH OF	OPP. STRENGTH	TEAM	ADJ.	CONF.	ADJ CONF.
Average RPI Loss: 115	RECORD	PCT. RANK	GAMES	SCHEDULE	OF SCHEDULE	RPI	RPI	RPI	RPI
DIV. I ONLY	7- 13	257	4- 6	122	114	196	196	7	7
DIV. I NON-CONF.	5- 8	222	4- 1	174	128	208	208	7	7
<hr/>									
TOTALS	RPI 1-25	RPI 26-50	W-L RECORDS	RPI 51-100	RPI 101-150	RPI 150+			
7- 13	0- 0	0- 1	OVERALL	1- 5	1- 3	5- 4			
3- 5	0- 0	0- 0	HOME	1- 3	0- 1	2- 1			
4- 7	0- 0	0- 1	AWAY	0- 2	1- 1	3- 3			
0- 1	0- 0	0- 0	NEUTRAL	0- 0	0- 1	0- 0			
5- 8	0- 0	0- 1	NON-CONFERENCE	1- 2	0- 2	4- 3			
3- 2	0- 0	0- 0	HOME	1- 1	0- 0	2- 1			
2- 5	0- 0	0- 1	AWAY	0- 1	0- 1	2- 2			
0- 1	0- 0	0- 0	NEUTRAL	0- 0	0- 1	0- 0			
2- 5	0- 0	0- 0	CONFERENCE	0- 3	1- 1	1- 1			
0- 3	0- 0	0- 0	HOME	0- 2	0- 1	0- 0			
2- 2	0- 0	0- 0	AWAY	0- 1	1- 0	1- 1			
0- 0	0- 0	0- 0	NEUTRAL	0- 0	0- 0	0- 0			

RPI 1-25				RPI 26-50				RPI 51-100				RPI 101+				Team's RPI: 196	
RPI	S	Opponent	Score	RPI	S	Opponent	Score	RPI	S	Opponent	Score	RPI	S	Opponent	Score		
				34	A	Louisville	48 95	53	H	Gonzaga	51 82	103	A	Eastern Wash.	50 68		
								62	H	Washington	44 64	111	N	Boston College	40 68		
								71	A	Cal St. Northridge	51 70	112	A	Santa Clara	71 68		
								78	H	Fresno St.	76 69	112	H	Santa Clara	58 59		
								91	A	San Diego	54 72	160	A	Idaho	62 56		
								91	H	San Diego	63 69	164	A	San Francisco	81 88		
												172	A	Seattle	61 63		
												202	A	Loyola Marymount	63 59		
												215	A	Portland St.	49 64		
												215	H	Portland St.	61 64		
												233	A	Boise St.	73 49		
												244	H	Nevada	70 61		
												274	H	Oregon	68 49		
LAST 12 Division I GAMES:																	
				112	A	Santa Clara	71 68	112	H	Santa Clara	58 59						
				91	A	San Diego	54 72	215	H	Portland St.	61 64						
				202	A	Loyola Marymount	63 59	274	H	Oregon	68 49						
				53	H	Gonzaga	51 82	233	A	Boise St.	73 49						
				164	A	San Francisco	81 88	78	H	Fresno St.	76 69						
				91	H	San Diego	63 69	244	H	Nevada	70 61						

Non-Div I Games:

Portland

■ Loss,
 ■ Non-Conf,
 S Site,
 ■ Home
 ■ Away
 N Neutral

Average RPI Win: 229	WON-LOST	WINNING	LAST 10	STRENGTH OF	OPP. STRENGTH	TEAM	ADJ.	CONF.	ADJ CONF.
Average RPI Loss: 126	RECORD	PCT. RANK	GAMES	SCHEDULE	OF SCHEDULE	RPI	RPI	RPI	RPI
DIV. I ONLY	7- 10	218	4- 6	167	185	215	215	15	15
DIV. I NON-CONF.	4- 3	138	1- 1	110	145	93	93	14	14

TOTALS	RPI 1-25	RPI 26-50	W-L RECORDS	RPI 51-100	RPI 101-150	RPI 150+			
7- 10	0- 0	0- 0	OVERALL	1- 4	0- 3	6- 3			
2- 6	0- 0	0- 0	HOME	0- 3	0- 1	2- 2			
4- 3	0- 0	0- 0	AWAY	0- 0	0- 2	4- 1			
1- 1	0- 0	0- 0	NEUTRAL	1- 1	0- 0	0- 0			
4- 3	0- 0	0- 0	NON-CONFERENCE	1- 2	0- 0	3- 1			
1- 1	0- 0	0- 0	HOME	0- 1	0- 0	1- 0			
2- 1	0- 0	0- 0	AWAY	0- 0	0- 0	2- 1			
1- 1	0- 0	0- 0	NEUTRAL	1- 1	0- 0	0- 0			
3- 7	0- 0	0- 0	CONFERENCE	0- 2	0- 3	3- 2			
1- 5	0- 0	0- 0	HOME	0- 2	0- 1	1- 2			
2- 2	0- 0	0- 0	AWAY	0- 0	0- 2	2- 0			
0- 0	0- 0	0- 0	NEUTRAL	0- 0	0- 0	0- 0			

RPI 1-25			RPI 26-50			RPI 51-100			RPI 101+			Team's RPI: 215
RPI	S	Opponent	Score	RPI	S	Opponent	Score	RPI	S	Opponent	Score	
						51 N Chattanooga	59 68	103 H Eastern Wash.		56 68		
						53 H Gonzaga	40 54	135 A Idaho St.		50 63		
						79 H Montana St.	74 81	145 A Sacramento St.		77 81		
						88 H Montana	55 70	172 A Seattle		59 72		
						100 N Butler	71 58	194 H Northern Colo.		42 67		
								196 A Portland		64 61		
								196 H Portland		64 49		
								220 H North Dakota		73 66		
								239 H Southern Utah		68 70		
								274 A Oregon		87 85		
								303 A Northern Ariz.		60 59		
								316 A Weber St.		74 60		
LAST 12 Division I GAMES:												
239 H Southern Utah		68 70	88 H Montana		55 70							
103 H Eastern Wash.		56 68	79 H Montana St.		74 81							
220 H North Dakota		73 66	196 A Portland		64 61							
194 H Northern Colo.		42 67	316 A Weber St.		74 60							
303 A Northern Ariz.		60 59	135 A Idaho St.		50 63							
145 A Sacramento St.		77 81	172 A Seattle		59 72							

Non-Div I Games: Corban 67 52 George Fox 55 35

Portland St.

Prairie View

Through Games Of Sunday, January 27, 2013

Average RPI Win:	259	WON-LOST	WINNING	LAST 10	STRENGTH OF	OPP. STRENGTH	TEAM	ADJ.	CONF.	ADJ CONF.
Average RPI Loss:	178	RECORD	PCT. RANK	GAMES	SCHEDULE	OF SCHEDULE	RPI	RPI	RPI	RPI
DIV. I ONLY	7- 11	230	4- 6	279	271	248	248	31	31	
DIV. I NON-CONF.	3- 7	264	1- 3	72	100	149	149	31	31	
TOTALS	RPI 1-25	RPI 26-50	W-L RECORDS	RPI 51-100	RPI 101-150	RPI 150+				
7- 11	0- 1	0- 2	OVERALL	1- 0	1- 1	5- 7				
3- 2	0- 0	0- 0	HOME	0- 0	0- 0	3- 2				
3- 7	0- 1	0- 2	AWAY	0- 0	1- 1	2- 3				
1- 2	0- 0	0- 0	NEUTRAL	1- 0	0- 0	0- 2				
3- 7	0- 1	0- 2	NON-CONFERENCE	1- 0	1- 1	1- 3				
0- 1	0- 0	0- 0	HOME	0- 0	0- 0	0- 1				
2- 4	0- 1	0- 2	AWAY	0- 0	1- 1	1- 0				
1- 2	0- 0	0- 0	NEUTRAL	1- 0	0- 0	0- 2				
4- 4	0- 0	0- 0	CONFERENCE	0- 0	0- 0	4- 4				
3- 1	0- 0	0- 0	HOME	0- 0	0- 0	3- 1				
1- 3	0- 0	0- 0	AWAY	0- 0	0- 0	1- 3				
0- 0	0- 0	0- 0	NEUTRAL	0- 0	0- 0	0- 0				

RPI 1-25				RPI 26-50				RPI 51-100				RPI 101+ Team's RPI: 248			
RPI	S	Opponent	Score	RPI	S	Opponent	Score	RPI	S	Opponent	Score	RPI	S	Opponent	Score
12	A	Texas A&M	52 74	42	A	Toledo	41 76	93	N	Hampton	49 42	126	A	Memphis	70 58
				43	A	Kansas	60 72					128	A	Rice	42 57
												187	H	Texas Southern	57 64
												190	N	Utah St.	66 67
												225	H	Stephen F. Austin	55 62
												261	A	Southern U.	55 60
												264	N	North Dakota St.	56 61
												284	A	Mississippi Val.	57 65
												286	A	Northwestern St.	63 31
												318	H	Grambling	78 59
												321	A	Ark.-Pine Bluff	50 57
												325	H	Jackson St.	59 53
												330	H	Alabama St.	63 53
												334	A	Alcorn	64 52
LAST 12 Division I GAMES:															
330	H	Alabama St.	63 53	261	A	Southern U.	55 60								
321	A	Ark.-Pine Bluff	50 57	334	A	Alcorn	64 52								
284	A	Mississippi Val.	57 65	12	A	Texas A&M	52 74								
325	H	Jackson St.	59 53	42	A	Toledo	41 76								
318	H	Grambling	78 59	93	N	Hampton	49 42								
187	H	Texas Southern	57 64	43	A	Kansas	60 72								

Non-Div I Games:

Prairie View

Loss, Non-Conf, S Site, H Home A Away N Neutral

Presbyterian

Through Games Of Sunday, January 27, 2013

Average RPI Win:	245	WON-LOST	WINNING	LAST 10	STRENGTH OF	OPP. STRENGTH	TEAM	ADJ.	CONF.	ADJ CONF.
Average RPI Loss:	146	RECORD	PCT. RANK	GAMES	SCHEDULE	OF SCHEDULE	RPI	RPI	RPI	RPI
DIV. I ONLY	10- 8	135	7- 3	231	249	152	152	29	29	
DIV. I NON-CONF.	3- 6	242	1- 2	192	80	188	188	29	29	
TOTALS	RPI 1-25	RPI 26-50	W-L RECORDS	RPI 51-100	RPI 101-150	RPI 150+				
10- 8	0- 2	0- 0	OVERALL	0- 1	1- 0	9- 5				
4- 2	0- 0	0- 0	HOME	0- 0	0- 0	4- 2				
6- 5	0- 2	0- 0	AWAY	0- 1	1- 0	5- 2				
0- 1	0- 0	0- 0	NEUTRAL	0- 0	0- 0	0- 1				
3- 6	0- 2	0- 0	NON-CONFERENCE	0- 1	0- 0	3- 3				
0- 1	0- 0	0- 0	HOME	0- 0	0- 0	0- 1				
3- 4	0- 2	0- 0	AWAY	0- 1	0- 0	3- 1				
0- 1	0- 0	0- 0	NEUTRAL	0- 0	0- 0	0- 1				
7- 2	0- 0	0- 0	CONFERENCE	0- 0	1- 0	6- 2				
4- 1	0- 0	0- 0	HOME	0- 0	0- 0	4- 1				
3- 1	0- 0	0- 0	AWAY	0- 0	1- 0	2- 1				
0- 0	0- 0	0- 0	NEUTRAL	0- 0	0- 0	0- 0				

RPI 1-25				RPI 26-50				RPI 51-100				RPI 101+ Team's RPI: 152			
RPI	S	Opponent	Score	RPI	S	Opponent	Score	RPI	S	Opponent	Score	RPI	S	Opponent	Score
17	A	Duke	45 84					97	A	North Carolina St.	30 76	107	A	Liberty	51 49
22	A	Georgia	38 66									151	A	UCF	53 49
												156	H	South Carolina St.	55 60
												170	A	Clemson	49 46
												181	A	Winthrop	50 78
												185	H	Longwood	71 62
												198	A	Campbell	68 62
												205	A	Eastern Ky.	43 61
												218	H	Radford	31 49
												273	N	Marshall	51 59
												310	H	Coastal Caro.	50 30
												317	H	Gardner-Webb	57 48
												331	H	Charleston So.	58 57
												340	A	UNC Asheville	56 49
												342	A	N.C. Central	49 37
LAST 12 Division I GAMES:															
317	H	Gardner-Webb	57 48	107	A	Liberty	51 49								
181	A	Winthrop	50 78	310	H	Coastal Caro.	50 30								
340	A	UNC Asheville	56 49	151	A	UCF	53 49								
218	H	Radford	31 49	97	A	North Carolina St.	30 76								
185	H	Longwood	71 62	273	N	Marshall	51 59								
198	A	Campbell	68 62	205	A	Eastern Ky.	43 61								

Non-Div I Games: Brevard 69 46 Southern Wesleyan 62 50

Presbyterian

Loss, Non-Conf, S Site, H Home A Away N Neutral

Average RPI Win:	153	WON-LOST	WINNING	LAST 10	STRENGTH OF	OPP. STRENGTH	TEAM	ADJ.	CONF.	ADJ CONF.
Average RPI Loss:	25	RECORD	PCT. RANK	GAMES	SCHEDULE	OF SCHEDULE	RPI	RPI	RPI	RPI
DIV. I ONLY	10- 5	77	7- 3	10	60	20	20	19	19	
DIV. I NON-CONF.	9- 5	98	7- 4	8	42	17	17	18	18	
TOTALS	RPI 1-25	RPI 26-50	W-L RECORDS	RPI 51-100	RPI 101-150	RPI 150+				
10- 5	0- 3	1- 2	OVERALL	3- 0	1- 0	5- 0				
7- 0	0- 0	0- 0	HOME	2- 0	1- 0	4- 0				
3- 5	0- 3	1- 2	AWAY	1- 0	0- 0	1- 0				
0- 0	0- 0	0- 0	NEUTRAL	0- 0	0- 0	0- 0				
9- 5	0- 3	1- 2	NON-CONFERENCE	3- 0	1- 0	4- 0				
6- 0	0- 0	0- 0	HOME	2- 0	1- 0	3- 0				
3- 5	0- 3	1- 2	AWAY	1- 0	0- 0	1- 0				
0- 0	0- 0	0- 0	NEUTRAL	0- 0	0- 0	0- 0				
1- 0	0- 0	0- 0	CONFERENCE	0- 0	0- 0	1- 0				
1- 0	0- 0	0- 0	HOME	0- 0	0- 0	1- 0				
0- 0	0- 0	0- 0	AWAY	0- 0	0- 0	0- 0				
0- 0	0- 0	0- 0	NEUTRAL	0- 0	0- 0	0- 0				

RPI 1-25				Team's RPI: 20	RPI 26-50				RPI 51-100				RPI 101+							
RPI	S	Opponent	Score		RPI	S	Opponent	Score		RPI	S	Opponent	Score		RPI	S	Opponent	Score		
13	A	Villanova	54	61	27	A	Delaware	58	59	66	H	Rutgers	71	55	140	H	Hofstra	84	54	
15	A	UCLA	52	65	44	A	Marist	45	56	80	A	Illinois St.	67	50	183	H	Navy	70	50	
24	A	DePaul	75	86	46	A	Saint Joseph's	69	59	81	H	Drexel	74	59	195	H	Rider	88	42	
																216	A	UC Riverside	72	68
																217	H	Penn	77	47
																308	H	UMBC	93	46

Providence

Through Games Of Sunday, January 27, 2013

Average RPI Win:	211	WON-LOST	WINNING	LAST 10	STRENGTH OF	OPP. STRENGTH	TEAM	ADJ.	CONF.	ADJ CONF.
Average RPI Loss:	72	RECORD	PCT. RANK	GAMES	SCHEDULE	OF SCHEDULE	RPI	RPI	RPI	RPI
DIV. I ONLY	6- 13	274	4- 6	49	57	176	176	5	5	
DIV. I NON-CONF.	5- 8	222	3- 3	147	138	223	223	4	4	
TOTALS	RPI 1-25	RPI 26-50	W-L RECORDS	RPI 51-100	RPI 101-150	RPI 150+				
6- 13	1- 2	0- 4	OVERALL	0- 4	0- 1	5- 2				
4- 5	1- 0	0- 2	HOME	0- 2	0- 0	3- 1				
0- 7	0- 2	0- 2	AWAY	0- 2	0- 1	0- 0				
2- 1	0- 0	0- 0	NEUTRAL	0- 0	0- 0	2- 1				
5- 8	0- 0	0- 2	NON-CONFERENCE	0- 3	0- 1	5- 2				
3- 3	0- 0	0- 0	HOME	0- 2	0- 0	3- 1				
0- 4	0- 0	0- 2	AWAY	0- 1	0- 1	0- 0				
2- 1	0- 0	0- 0	NEUTRAL	0- 0	0- 0	2- 1				
1- 5	1- 2	0- 2	CONFERENCE	0- 1	0- 0	0- 0				
1- 2	1- 0	0- 2	HOME	0- 0	0- 0	0- 0				
0- 3	0- 2	0- 0	AWAY	0- 1	0- 0	0- 0				
0- 0	0- 0	0- 0	NEUTRAL	0- 0	0- 0	0- 0				

RPI S Opponent	Score	RPI S Opponent	Score	RPI S Opponent	Score	RPI S Opponent	Score	Team's RPI: 176
6 A Notre Dame	44 89	27 A Delaware	46 64	66 A Rutgers	61 87	115 A Harvard	59 73	
13 H Villanova	65 60	34 H Louisville	62 70	81 H Drexel	50 60	161 H Akron	78 81	
24 A DePaul	67 79	39 H Georgetown	64 79	83 H Arizona St.	58 67	170 N Clemson	47 62	
		45 A Virginia	42 61	89 A Hartford	39 66	192 H Iona	70 58	
						230 N Lafayette	66 54	
						268 N Colorado St.	71 53	
						272 H Vermont	92 76	
						291 H Rhode Island	78 52	
LAST 12 Division I GAMES:								
6 A Notre Dame	44 89	230 N Lafayette	66 54					
13 H Villanova	65 60	268 N Colorado St.	71 53					
24 A DePaul	67 79	291 H Rhode Island	78 52					
66 A Rutgers	61 87	170 N Clemson	47 62					
34 H Louisville	62 70	83 H Arizona St.	58 67					
39 H Georgetown	64 79	115 A Harvard	59 73					

Non-Div I Games:

Providence

Loss, Non-Conf, S Site, H Home A Away N Neutral

Average RPI Win:	123	WON-LOST	WINNING	LAST 10	STRENGTH OF	OPP. STRENGTH	TEAM	ADJ.	CONF.	ADJ CONF.
Average RPI Loss:	8	RECORD	PCT. RANK	GAMES	SCHEDULE	OF SCHEDULE	RPI	RPI	RPI	RPI
DIV. I ONLY	17- 3	16	8- 2	29	14	10	10	2	2	
DIV. I NON-CONF.	11- 2	23	4- 1	63	21	15	15	2	2	
TOTALS	RPI 1-25	RPI 26-50	W-L RECORDS	RPI 51-100	RPI 101-150	RPI 150+				
17- 3	0- 3	4- 0	OVERALL	6- 0	2- 0	5- 0				
8- 0	0- 0	1- 0	HOME	5- 0	0- 0	2- 0				
7- 2	0- 2	2- 0	AWAY	1- 0	1- 0	3- 0				
2- 1	0- 1	1- 0	NEUTRAL	0- 0	1- 0	0- 0				
11- 2	0- 2	2- 0	NON-CONFERENCE	2- 0	2- 0	5- 0				
5- 0	0- 0	1- 0	HOME	2- 0	0- 0	2- 0				
4- 1	0- 1	0- 0	AWAY	0- 0	1- 0	3- 0				
2- 1	0- 1	1- 0	NEUTRAL	0- 0	1- 0	0- 0				
6- 1	0- 1	2- 0	CONFERENCE	4- 0	0- 0	0- 0				
3- 0	0- 0	0- 0	HOME	3- 0	0- 0	0- 0				
3- 1	0- 1	2- 0	AWAY	1- 0	0- 0	0- 0				
0- 0	0- 0	0- 0	NEUTRAL	0- 0	0- 0	0- 0				

RPI 1-25				Team's RPI: 10		RPI 26-50				RPI 51-100				RPI 101+					
RPI	S	Opponent	Score		RPI	S	Opponent	Score		RPI	S	Opponent	Score		RPI	S	Opponent	Score	
3	N	Connecticut	57	91	36	A	Michigan St.	67	62	56	H	Minnesota	75	67	133	N	Wake Forest	67	53
6	A	Notre Dame	47	74	38	A	Nebraska	69	66	68	H	Georgia Tech	85	73	143	A	UT Martin	68	60
16	A	Iowa	46	62	44	N	Marist	71	50	70	H	Ohio St.	82	75	154	H	IUPUI	78	53
					50	H	Central Mich.	87	71	73	A	Illinois	67	66	206	A	SIU Edwardsville	66	51
										94	H	Bowling Green	59	45	254	A	Oakland	77	46
										99	H	Northwestern	77	73	277	H	USC Upstate	82	47
															292	A	IPFW	69	54
LAST 12 Division I GAMES:																			
					36	A	Michigan St.	67	62	73	A	Illinois	67	66					
					99	H	Northwestern	77	73	6	A	Notre Dame	47	74					
					16	A	Iowa	46	62	154	H	IUPUI	78	53					
					56	H	Minnesota	75	67	254	A	Oakland	77	46					
					70	H	Ohio St.	82	75	143	A	UT Martin	68	60					
					38	A	Nebraska	69	66	292	A	IPFW	69	54					

Non-Div I Games:

Purdue

■ Loss,
 ■ Non-Conf,
 ■ S Site,
 ■ H Home
 ■ A Away
 N Neutral

Quinnipiac

Through Games Of Sunday, January 27, 2013

Average RPI Win:	205	WON-LOST	WINNING	LAST 10	STRENGTH OF	OPP. STRENGTH	TEAM	ADJ.	CONF.	ADJ CONF.
Average RPI Loss:	79	RECORD	PCT. RANK	GAMES	SCHEDULE	OF SCHEDULE	RPI	RPI	RPI	RPI
DIV. I ONLY	16- 2	12	9- 1	288	127	59	59	26	26	
DIV. I NON-CONF.	9- 2	34	3- 2	248	40	65	65	23	23	
TOTALS	RPI 1-25	RPI 26-50	W-L RECORDS	RPI 51-100	RPI 101-150	RPI 150+				
16- 2	0- 0	0- 0	OVERALL	2- 2	3- 0	11- 0				
7- 0	0- 0	0- 0	HOME	1- 0	1- 0	5- 0				
6- 1	0- 0	0- 0	AWAY	1- 0	1- 0	4- 0				
3- 1	0- 0	0- 0	NEUTRAL	0- 1	1- 0	2- 0				
9- 2	0- 0	0- 0	NON-CONFERENCE	2- 2	1- 0	6- 0				
3- 0	0- 0	0- 0	HOME	1- 0	0- 0	2- 0				
3- 1	0- 0	0- 0	AWAY	1- 1	0- 0	2- 0				
3- 1	0- 0	0- 0	NEUTRAL	0- 1	1- 0	2- 0				
7- 0	0- 0	0- 0	CONFERENCE	0- 0	2- 0	5- 0				
4- 0	0- 0	0- 0	HOME	0- 0	1- 0	3- 0				
3- 0	0- 0	0- 0	AWAY	0- 0	1- 0	2- 0				
0- 0	0- 0	0- 0	NEUTRAL	0- 0	0- 0	0- 0				

RPI 1-25			RPI 26-50			RPI 51-100			Team's RPI: 59	RPI 101+		
RPI	S	Opponent	Score	RPI	S	Opponent	Score	RPI	S	Opponent	Score	
						61	H St. John's (NY)	75	72	113	A Saint Francis (PA)	85 69
						68	N Georgia Tech	57	74	131	H Sacred Heart	74 45
						87	A James Madison	65	60	134	N Northeastern	83 72
						89	A Hartford	61	67	165	A Yale	89 62
										195	N Rider	72 57
										208	H Holy Cross	61 49
										236	H Fairleigh Dickinson	66 39
										241	N New Hampshire	60 53
										262	A Robert Morris	61 52
										266	H St. Francis Brooklyn	73 52
										269	A Massachusetts	81 72
										291	H Rhode Island	76 60
										309	A Bryant	85 62
										315	H LIU Brooklyn	67 60
LAST 12 Division I GAMES:												
236	H	Fairleigh Dickinson	66 39	315	H	LIU Brooklyn	67 60					
113	A	Saint Francis (PA)	85 69	134	N	Northeastern	83 72					
262	A	Robert Morris	61 52	68	N	Georgia Tech	57 74					
309	A	Bryant	85 62	61	H	St. John's (NY)	75 72					
131	H	Sacred Heart	74 45	89	A	Hartford	61 67					
266	H	St. Francis Brooklyn	73 52	208	H	Holy Cross	61 49					

Non-Div I Games:

Quinnipiac

Loss, Non-Conf, S Site, H Home A Away N Neutral

Average RPI Win:	285	WON-LOST	WINNING	LAST 10	STRENGTH OF	OPP. STRENGTH	TEAM	ADJ.	CONF.	ADJ CONF.
Average RPI Loss:	141	RECORD	PCT. RANK	GAMES	SCHEDULE	OF SCHEDULE	RPI	RPI	RPI	RPI
DIV. I ONLY	10- 7	119	7- 3	327	233	218	218	29	29	
DIV. I NON-CONF.	4- 4	160	2- 2	335	94	233	233	29	29	
TOTALS	RPI 1-25	RPI 26-50	W-L RECORDS	RPI 51-100	RPI 101-150	RPI 150+				
10- 7	0- 1	0- 1	OVERALL	0- 0	1- 1	9- 4				
5- 2	0- 0	0- 0	HOME	0- 0	0- 1	5- 1				
4- 5	0- 1	0- 1	AWAY	0- 0	1- 0	3- 3				
1- 0	0- 0	0- 0	NEUTRAL	0- 0	0- 0	1- 0				
4- 4	0- 1	0- 1	NON-CONFERENCE	0- 0	0- 0	4- 2				
2- 0	0- 0	0- 0	HOME	0- 0	0- 0	2- 0				
1- 4	0- 1	0- 1	AWAY	0- 0	0- 0	1- 2				
1- 0	0- 0	0- 0	NEUTRAL	0- 0	0- 0	1- 0				
6- 3	0- 0	0- 0	CONFERENCE	0- 0	1- 1	5- 2				
3- 2	0- 0	0- 0	HOME	0- 0	0- 1	3- 1				
3- 1	0- 0	0- 0	AWAY	0- 0	1- 0	2- 1				
0- 0	0- 0	0- 0	NEUTRAL	0- 0	0- 0	0- 0				

RPI 1-25				RPI 26-50				RPI 51-100				RPI 101+ Team's RPI: 218			
RPI	S	Opponent	Score	RPI	S	Opponent	Score	RPI	S	Opponent	Score	RPI	S	Opponent	Score
14	A	North Carolina	44 64	41	A	Miami (FL)	58 75					107	H	Liberty	65 67
												138	A	High Point	64 55
												152	A	Presbyterian	49 31
												170	A	Clemson	55 74
												185	H	Longwood	49 57
												198	A	Campbell	77 83
												273	A	Marshall	63 65
												294	N	Southern Ill.	85 62
												301	H	William & Mary	72 55
												310	H	Coastal Caro.	68 50
												317	A	Gardner-Webb	72 69
												329	A	UNC Greensboro	76 64
												331	H	Charleston So.	71 60
												335	H	Norfolk St.	73 50
												340	H	UNC Asheville	66 54
LAST 12 Division I GAMES:															
138	A	High Point	64 55	340	H	UNC Asheville	66 54								
198	A	Campbell	77 83	185	H	Longwood	49 57								
331	H	Charleston So.	71 60	170	A	Clemson	55 74								
310	H	Coastal Caro.	68 50	335	H	Norfolk St.	73 50								
152	A	Presbyterian	49 31	301	H	William & Mary	72 55								
317	A	Gardner-Webb	72 69	14	A	North Carolina	44 64								

Non-Div I Games: Bluefield Col. 70 40

Radford

■ Loss,
■ Non-Conf, S Site,
■ Home
■ Away
N Neutral

Rhode Island

Through Games Of Sunday, January 27, 2013

Average RPI Win:	315	WON-LOST	WINNING	LAST 10	STRENGTH OF	OPP. STRENGTH	TEAM	ADJ.	CONF.	ADJ CONF.
Average RPI Loss:	138	RECORD	PCT. RANK	GAMES	SCHEDULE	OF SCHEDULE	RPI	RPI	RPI	RPI
DIV. I ONLY	4- 15	312	0- 9	142	283	291	291	8	8	
DIV. I NON-CONF.	4- 10	269	1- 5	179	327	287	287	8	8	
TOTALS	RPI 1-25	RPI 26-50	W-L RECORDS	RPI 51-100	RPI 101-150	RPI 150+				
4- 15	0- 1	0- 1	OVERALL	0- 4	0- 3	4- 6				
2- 7	0- 1	0- 1	HOME	0- 2	0- 1	2- 2				
0- 7	0- 0	0- 0	AWAY	0- 1	0- 2	0- 4				
2- 1	0- 0	0- 0	NEUTRAL	0- 1	0- 0	2- 0				
4- 10	0- 0	0- 1	NON-CONFERENCE	0- 3	0- 2	4- 4				
2- 5	0- 0	0- 1	HOME	0- 1	0- 1	2- 2				
0- 4	0- 0	0- 0	AWAY	0- 1	0- 1	0- 2				
2- 1	0- 0	0- 0	NEUTRAL	0- 1	0- 0	2- 0				
0- 5	0- 1	0- 0	CONFERENCE	0- 1	0- 1	0- 2				
0- 2	0- 1	0- 0	HOME	0- 1	0- 0	0- 0				
0- 3	0- 0	0- 0	AWAY	0- 0	0- 1	0- 2				
0- 0	0- 0	0- 0	NEUTRAL	0- 0	0- 0	0- 0				

RPI	S	Opponent	Score	RPI	S	Opponent	Score	RPI	S	Opponent	Score	RPI	S	Opponent	Score	Team's RPI: 291
21	H	Dayton	48 74	27	H	Delaware	40 57	59	A	Quinnipiac	60 76	115	H	Harvard	56 63	
								65	H	Boston U.	29 54	134	A	Northeastern	53 94	
								81	N	Drexel	43 55	148	A	La Salle	46 72	
								84	H	Charlotte	42 53	176	A	Providence	52 78	
												189	A	St. Bonaventure	28 48	
												191	A	George Washington	43 57	
												219	H	Central Conn. St.	49 57	
												267	H	Brown	51 55	
												280	H	Siena	47 39	
												296	A	NJIT	44 48	
												309	H	Bryant	65 50	
												326	N	Maine	51 38	
												344	N	Houston Baptist	59 36	
LAST 12 Division I GAMES:																
191	A	George Washington	43 57	134	A	Northeastern	53 94									
189	A	St. Bonaventure	28 48	296	A	NJIT	44 48									
21	H	Dayton	48 74	176	A	Providence	52 78									
84	H	Charlotte	42 53	326	N	Maine	51 38									
148	A	La Salle	46 72	27	H	Delaware	40 57									
115	H	Harvard	56 63	344	N	Houston Baptist	59 36									

Non-Div I Games: Rhode Island Col. 89 60

Rhode Island

■ Loss,
■ Non-Conf,
■ S Site,
■ H Home
■ A Away
N Neutral

Average RPI Win:	241	WON-LOST	WINNING	LAST 10	STRENGTH OF	OPP. STRENGTH	TEAM	ADJ.	CONF.	ADJ CONF.
Average RPI Loss:	89	RECORD	PCT. RANK	GAMES	SCHEDULE	OF SCHEDULE	RPI	RPI	RPI	RPI
DIV. I ONLY	9- 10	173	4- 6	54	188	128	128	10	10	
DIV. I NON-CONF.	8- 5	114	5- 1	103	203	95	95	11	11	
TOTALS	RPI 1-25	RPI 26-50	W-L RECORDS	RPI 51-100	RPI 101-150	RPI 150+				
9- 10	0- 3	0- 0	OVERALL	0- 2	2- 3	7- 2				
8- 3	0- 1	0- 0	HOME	0- 1	2- 1	6- 0				
1- 7	0- 2	0- 0	AWAY	0- 1	0- 2	1- 2				
0- 0	0- 0	0- 0	NEUTRAL	0- 0	0- 0	0- 0				
8- 5	0- 3	0- 0	NON-CONFERENCE	0- 0	2- 1	6- 1				
7- 1	0- 1	0- 0	HOME	0- 0	2- 0	5- 0				
1- 4	0- 2	0- 0	AWAY	0- 0	0- 1	1- 1				
0- 0	0- 0	0- 0	NEUTRAL	0- 0	0- 0	0- 0				
1- 5	0- 0	0- 0	CONFERENCE	0- 2	0- 2	1- 1				
1- 2	0- 0	0- 0	HOME	0- 1	0- 1	1- 0				
0- 3	0- 0	0- 0	AWAY	0- 1	0- 1	0- 1				
0- 0	0- 0	0- 0	NEUTRAL	0- 0	0- 0	0- 0				

RPI 1-25				RPI 26-50				RPI 51-100				RPI 101+ Team's RPI: 128			
RPI	S	Opponent	Score	RPI	S	Opponent	Score	RPI	S	Opponent	Score	RPI	S	Opponent	Score
2	H	Baylor	49 89					52	H	UTEP	48 49	101	A	East Carolina	41 60
5	A	Tennessee	48 101					76	A	SMU	51 73	123	A	UALR	48 76
12	A	Texas A&M	57 80									124	H	Tulane	65 69
												137	H	Lamar	62 56
												149	H	McNeese St.	60 51
												179	A	Southern Miss.	57 76
												213	A	Tennessee Tech	65 78
												225	H	Stephen F. Austin	60 41
												237	H	Tulsa	56 53
												248	H	Prairie View	57 42
												256	H	UTSA	43 41
												281	A	Texas St.	73 61
												298	H	Tex.-Pan American	75 54
												341	H	Chicago St.	68 42
LAST 12 Division I GAMES:															
179	A	Southern Miss.	57 76	12	A	Texas A&M	57 80	137	H	Lamar	62 56	298	H	Tex.-Pan American	75 54
52	H	UTEP	48 49	256	H	UTSA	43 41	225	H	Stephen F. Austin	60 41	341	H	Chicago St.	68 42
76	A	SMU	51 73												
124	H	Tulane	65 69												
237	H	Tulsa	56 53												
101	A	East Carolina	41 60												

Non-Div I Games:

Rice

Average RPI Win: 168		WON-LOST	WINNING	LAST 10	STRENGTH OF	OPP. STRENGTH	TEAM	ADJ.	CONF.	ADJ CONF.
Average RPI Loss: 85		RECORD	PCT. RANK	GAMES	SCHEDULE	OF SCHEDULE	RPI	RPI	RPI	RPI
DIV. I ONLY		12- 9	132	5- 5	84	69	90	90	8	8
DIV. I NON-CONF.		9- 6	124	4- 2	68	73	75	75	8	8
TOTALS	RPI 1-25		RPI 26-50		W-L RECORDS	RPI 51-100	RPI 101-150		RPI 150+	
12- 9	0- 1		0- 2		OVERALL	3- 4	2- 0		7- 2	
7- 3	0- 0		0- 1		HOME	0- 1	2- 0		5- 1	
3- 5	0- 0		0- 1		AWAY	1- 3	0- 0		2- 1	
2- 1	0- 1		0- 0		NEUTRAL	2- 0	0- 0		0- 0	
9- 6	0- 1		0- 1		NON-CONFERENCE	3- 3	1- 0		5- 1	
4- 2	0- 0		0- 1		HOME	0- 1	1- 0		3- 0	
3- 3	0- 0		0- 0		AWAY	1- 2	0- 0		2- 1	
2- 1	0- 1		0- 0		NEUTRAL	2- 0	0- 0		0- 0	
3- 3	0- 0		0- 1		CONFERENCE	0- 1	1- 0		2- 1	
3- 1	0- 0		0- 0		HOME	0- 0	1- 0		2- 1	
0- 2	0- 0		0- 1		AWAY	0- 1	0- 0		0- 0	
0- 0	0- 0		0- 0		NEUTRAL	0- 0	0- 0		0- 0	

RPI 1-25					
RPI	S	Opponent	Score		
18	N	Green Bay	48	79	
RPI 26-50					
RPI	S	Opponent	Score		
41	H	Miami (FL)	63	69	
46	A	Saint Joseph's	62	82	
RPI 51-100					
RPI	S	Opponent	Score		
56	N	Minnesota	58	46	
60	H	FGCU	62	70	
65	A	Boston U.	61	70	
74	N	Wichita St.	49	46	
82	A	Fordham	40	47	
87	A	James Madison	70	66	
89	A	Hartford	54	59	
Team's RPI: 90					
RPI 101+					
RPI	S	Opponent	Score		
102	H	Virginia Tech	65	51	
148	H	La Salle	67	62	
167	H	N.C. A&T	76	63	
175	H	Saint Louis	49	52	
183	H	Navy	65	59	
185	H	Longwood	71	61	
186	A	Col. of Charleston	74	82	
189	H	St. Bonaventure	51	46	
204	H	Xavier	73	63	
290	A	UNC Wilmington	53	42	
329	A	UNC Greensboro	104	69	
LAST 12 Division I GAMES:					
204	H	Xavier	73	63	
175	H	Saint Louis	49	52	
82	A	Fordham	40	47	
189	H	St. Bonaventure	51	46	
46	A	Saint Joseph's	62	82	
148	H	La Salle	67	62	
183	H	Navy	65	59	
290	A	UNC Wilmington	53	42	
186	A	Col. of Charleston	74	82	
60	H	FGCU	62	70	
329	A	UNC Greensboro	104	69	
102	H	Virginia Tech	65	51	

Non-Div I Games:

Richmond

Loss, Non-Conf, S Site, H Home A Away N Neutral

Average RPI Win:	236	WON-LOST	WINNING	LAST 10	STRENGTH OF	OPP. STRENGTH	TEAM	ADJ.	CONF.	ADJ CONF.
Average RPI Loss:	184	RECORD	PCT. RANK	GAMES	SCHEDULE	OF SCHEDULE	RPI	RPI	RPI	RPI
DIV. I ONLY	9- 10	173	4- 6	193	296	195	195	24	24	
DIV. I NON-CONF.	5- 6	187	2- 2	123	324	164	164	22	22	
TOTALS	RPI 1-25	RPI 26-50	W-L RECORDS	RPI 51-100	RPI 101-150	RPI 150+				
9- 10	0- 1	0- 1	OVERALL	0- 1	1- 0	8- 7				
2- 5	0- 0	0- 1	HOME	0- 0	0- 0	2- 4				
7- 4	0- 1	0- 0	AWAY	0- 0	1- 0	6- 3				
0- 1	0- 0	0- 0	NEUTRAL	0- 1	0- 0	0- 0				
5- 6	0- 1	0- 0	NON-CONFERENCE	0- 1	0- 0	5- 4				
1- 3	0- 0	0- 0	HOME	0- 0	0- 0	1- 3				
4- 2	0- 1	0- 0	AWAY	0- 0	0- 0	4- 1				
0- 1	0- 0	0- 0	NEUTRAL	0- 1	0- 0	0- 0				
4- 4	0- 0	0- 1	CONFERENCE	0- 0	1- 0	3- 3				
1- 2	0- 0	0- 1	HOME	0- 0	0- 0	1- 1				
3- 2	0- 0	0- 0	AWAY	0- 0	1- 0	2- 2				
0- 0	0- 0	0- 0	NEUTRAL	0- 0	0- 0	0- 0				

RPI 1-25				RPI 26-50				RPI 51-100				RPI 101+ Team's RPI: 195			
RPI	S	Opponent	Score	RPI	S	Opponent	Score	RPI	S	Opponent	Score	RPI	S	Opponent	Score
20	A	Princeton	42 88	44	H	Marist	47 62	59	N	Quinnipiac	57 72	132	A	Fairfield	69 57
												193	A	Pittsburgh	65 48
												201	H	Army	66 60
												214	H	Mt. St. Mary's	67 70
												219	A	Central Conn. St.	61 62
												222	A	Stony Brook	62 50
												224	A	Loyola Maryland	81 74
												230	A	Lafayette	68 64
												240	A	Canisius	68 75
												240	H	Canisius	50 51
												245	A	Niagara	58 62
												266	H	St. Francis Brooklyn	55 58
												267	A	Brown	57 47
												296	H	NJIT	51 53
												322	A	Manhattan	48 41
												337	H	Saint Peter's	74 51
LAST 12 Division I GAMES:															
132	A	Fairfield	69 57	322	A	Manhattan	48 41	44	H	Marist	47 62	266	H	St. Francis Brooklyn	55 58
337	H	Saint Peter's	74 51	201	H	Army	66 60	219	A	Central Conn. St.	61 62	193	A	Pittsburgh	65 48
240	A	Canisius	68 75	245	A	Niagara	58 62	240	H	Canisius	50 51	224	A	Loyola Maryland	81 74
240	A	Canisius	50 51	240	H	Canisius	50 51	240	H	Canisius	50 51	224	A	Loyola Maryland	81 74

Non-Div I Games:

Rider

Robert Morris

Through Games Of Sunday, January 27, 2013

Average RPI Win:	270	WON-LOST	WINNING	LAST 10	STRENGTH OF	OPP. STRENGTH	TEAM	ADJ.	CONF.	ADJ CONF.
Average RPI Loss:	140	RECORD	PCT. RANK	GAMES	SCHEDULE	OF SCHEDULE	RPI	RPI	RPI	RPI
DIV. I ONLY	4- 14	305	4- 6	94	242	262	262	26	26	
DIV. I NON-CONF.	1- 10	324	1- 4	113	155	265	265	23	23	
TOTALS	RPI 1-25	RPI 26-50	W-L RECORDS	RPI 51-100	RPI 101-150	RPI 150+				
4- 14	0- 1	0- 3	OVERALL	0- 2	0- 2	4- 6				
3- 5	0- 0	0- 1	HOME	0- 1	0- 1	3- 2				
1- 9	0- 0	0- 0	AWAY	0- 0	0- 0	1- 1				
0- 0	0- 0	0- 0	NEUTRAL	0- 0	0- 0	0- 0				
1- 10	0- 1	0- 3	NON-CONFERENCE	0- 1	0- 1	1- 4				
0- 3	0- 0	0- 1	HOME	0- 0	0- 0	0- 2				
1- 7	0- 1	0- 2	AWAY	0- 1	0- 1	1- 2				
0- 0	0- 0	0- 0	NEUTRAL	0- 0	0- 0	0- 0				
3- 4	0- 0	0- 0	CONFERENCE	0- 1	0- 1	3- 2				
3- 2	0- 0	0- 0	HOME	0- 1	0- 1	3- 0				
0- 2	0- 0	0- 0	AWAY	0- 0	0- 0	0- 2				
0- 0	0- 0	0- 0	NEUTRAL	0- 0	0- 0	0- 0				

RPI 1-25				RPI 26-50				RPI 51-100				RPI 101+ Team's RPI: 262			
RPI	S	Opponent	Score	RPI	S	Opponent	Score	RPI	S	Opponent	Score	RPI	S	Opponent	Score
16	A	Iowa	44 58	36	A	Michigan St.	35 68	56	A	Minnesota	60 82	114	A	Miami (OH)	56 70
				37	H	Duquesne	47 61	59	H	Quinnipiac	52 61	131	H	Sacred Heart	66 70
				50	A	Central Mich.	56 96					214	H	Mt. St. Mary's	61 59
												219	H	Central Conn. St.	65 48
												221	A	Monmouth	47 58
												222	H	Stony Brook	48 56
												236	A	Fairleigh Dickinson	68 80
												245	H	Niagara	59 63
												252	A	Colgate	55 71
												278	A	Coppin St.	52 59
												309	H	Bryant	71 69
												339	A	Kent St.	60 51
LAST 12 Division I GAMES:															
214	H	Mt. St. Mary's	61 59	219	H	Central Conn. St.	65 48	339	A	Kent St.	60 51				
131	H	Sacred Heart	66 70	278	A	Coppin St.	52 59	50	A	Central Mich.	56 96				
59	H	Quinnipiac	52 61	56	A	Minnesota	60 82	37	H	Duquesne	47 61				
236	A	Fairleigh Dickinson	68 80												
221	A	Monmouth	47 58												
309	H	Bryant	71 69												

Non-Div I Games:

Robert Morris

■ Loss,
 ■ Non-Conf, S Site,
 ■ Home
 ■ Away
 N Neutral

Average RPI Win:	163	WON-LOST	WINNING	LAST 10	STRENGTH OF	OPP. STRENGTH	TEAM	ADJ.	CONF.	ADJ CONF.
Average RPI Loss:	62	RECORD	PCT. RANK	GAMES	SCHEDULE	OF SCHEDULE	RPI	RPI	RPI	RPI
DIV. I ONLY	11- 8	123	5- 5	69	22	66	66	5	5	
DIV. I NON-CONF.	9- 4	76	5- 1	106	29	47	47	4	4	
TOTALS	RPI 1-25	RPI 26-50	W-L RECORDS	RPI 51-100	RPI 101-150	RPI 150+				
11- 8	0- 4	2- 1	OVERALL	1- 1	2- 1	6- 1				
9- 1	0- 0	2- 0	HOME	1- 1	1- 0	5- 0				
1- 7	0- 0	0- 0	AWAY	0- 0	1- 0	0- 0				
1- 0	0- 0	0- 0	NEUTRAL	0- 0	0- 0	1- 0				
9- 4	0- 3	1- 0	NON-CONFERENCE	1- 0	2- 1	5- 0				
7- 0	0- 0	1- 0	HOME	1- 0	1- 0	4- 0				
1- 4	0- 3	0- 0	AWAY	0- 0	1- 1	0- 0				
1- 0	0- 0	0- 0	NEUTRAL	0- 0	0- 0	1- 0				
2- 4	0- 1	1- 1	CONFERENCE	0- 1	0- 0	1- 1				
2- 1	0- 0	1- 0	HOME	0- 1	0- 0	1- 0				
0- 3	0- 1	0- 1	AWAY	0- 0	0- 0	0- 1				
0- 0	0- 0	0- 0	NEUTRAL	0- 0	0- 0	0- 0				

RPI 1-25				RPI 26-50				RPI 51-100				Team's RPI: 66		RPI 101+			
RPI	S	Opponent	Score	RPI	S	Opponent	Score	RPI	S	Opponent	Score			RPI	S	Opponent	Score
5	A	Tennessee	47 66	34	A	Louisville	57 66	61	H	St. John's (NY)	44 48			111	A	Boston College	56 58
6	A	Notre Dame	46 71	39	H	Georgetown	55 47	96	H	Davidson	55 49			121	A	Temple	66 50
20	A	Princeton	55 71	41	H	Miami (FL)	42 34							148	H	La Salle	54 50
22	A	Georgia	51 57											176	H	Providence	87 61
														178	N	Louisiana Tech	73 46
														191	H	George Washington	56 52
														222	H	Stony Brook	72 44
														235	A	Seton Hall	42 45
														261	H	Southern U.	63 49
														315	H	LIU Brooklyn	58 32
LAST 12 Division I GAMES:																	
235	A	Seton Hall	42 45	148	H	La Salle	54 50										
39	H	Georgetown	55 47	5	A	Tennessee	47 66										
176	H	Providence	87 61	222	H	Stony Brook	72 44										
6	A	Notre Dame	46 71	41	H	Miami (FL)	42 34										
34	A	Louisville	57 66	261	H	Southern U.	63 49										
61	H	St. John's (NY)	44 48	178	N	Louisiana Tech	73 46										

Average RPI Win:	238	WON-LOST	WINNING	LAST 10	STRENGTH OF	OPP. STRENGTH	TEAM	ADJ.	CONF.	ADJ CONF.
Average RPI Loss:	174	RECORD	PCT. RANK	GAMES	SCHEDULE	OF SCHEDULE	RPI	RPI	RPI	RPI
DIV. I ONLY	10- 10	163	4- 6	236	223	206	206	27	27	
DIV. I NON-CONF.	6- 6	160	2- 2	184	191	182	182	26	26	
TOTALS	RPI 1-25	RPI 26-50	W-L RECORDS	RPI 51-100	RPI 101-150	RPI 150+				
10- 10	0- 1	0- 1	OVERALL	0- 1	2- 0	8- 7				
5- 3	0- 1	0- 0	HOME	0- 0	2- 0	3- 2				
3- 7	0- 0	0- 1	AWAY	0- 1	0- 0	3- 5				
2- 0	0- 0	0- 0	NEUTRAL	0- 0	0- 0	2- 0				
6- 6	0- 1	0- 1	NON-CONFERENCE	0- 1	1- 0	5- 3				
3- 2	0- 1	0- 0	HOME	0- 0	1- 0	2- 1				
1- 4	0- 0	0- 1	AWAY	0- 1	0- 0	1- 2				
2- 0	0- 0	0- 0	NEUTRAL	0- 0	0- 0	2- 0				
4- 4	0- 0	0- 0	CONFERENCE	0- 0	1- 0	3- 4				
2- 1	0- 0	0- 0	HOME	0- 0	1- 0	1- 1				
2- 3	0- 0	0- 0	AWAY	0- 0	0- 0	2- 3				
0- 0	0- 0	0- 0	NEUTRAL	0- 0	0- 0	0- 0				

RPI 1-25				RPI 26-50				RPI 51-100				RPI 101+ Team's RPI: 206			
RPI	S	Opponent	Score	RPI	S	Opponent	Score	RPI	S	Opponent	Score	RPI	S	Opponent	Score
10	H	Purdue	51 66	42	A	Toledo	43 59	76	A	SMU	46 64	143	H	UT Martin	67 66
												145	H	Sacramento St.	75 57
												163	A	Belmont	52 66
												166	A	Indiana	56 72
												170	N	Clemson	49 43
												203	A	Murray St.	68 81
												205	A	Eastern Ky.	73 69
												213	H	Tennessee Tech	56 66
												232	H	Western Ill.	68 58
												261	N	Southern U.	55 53
												285	A	Morehead St.	72 75
												289	A	Ill.-Chicago	61 68
												292	A	IPFW	74 67
												292	H	IPFW	61 54
												294	H	Southern Ill.	63 68
												306	A	Austin Peay	54 49
												338	H	Jacksonville St.	80 58
LAST 12 Division I GAMES:															
143	H	UT Martin	67 66	205	A	Eastern Ky.	73 69	163	A	Belmont	52 66	294	H	Southern Ill.	63 68
306	A	Austin Peay	54 49	166	A	Indiana	56 72	292	H	IPFW	61 54	145	H	Sacramento St.	75 57
203	A	Murray St.	68 81	292	H	IPFW	61 54								
338	H	Jacksonville St.	80 58												
213	H	Tennessee Tech	56 66												
285	A	Morehead St.	72 75												

Non-Div I Games:

SIU Edwardsville

■ Loss,
 ■ Non-Conf,
 S Site,
 ■ Home
 ■ Away
 N Neutral

Average RPI Win:	195	WON-LOST	WINNING	LAST 10	STRENGTH OF	OPP. STRENGTH	TEAM	ADJ.	CONF.	ADJ CONF.
Average RPI Loss:	96	RECORD	PCT. RANK	GAMES	SCHEDULE	OF SCHEDULE	RPI	RPI	RPI	RPI
DIV. I ONLY	14- 4	38	8- 2	154	166	76	76	10	10	
DIV. I NON-CONF.	9- 4	76	4- 3	176	221	136	136	11	11	
TOTALS	RPI 1-25	RPI 26-50	W-L RECORDS	RPI 51-100	RPI 101-150	RPI 150+				
14- 4	0- 0	0- 1	OVERALL	1- 1	3- 2	10- 0				
10- 2	0- 0	0- 0	HOME	1- 1	1- 1	8- 0				
3- 2	0- 0	0- 1	AWAY	0- 0	1- 1	2- 0				
1- 0	0- 0	0- 0	NEUTRAL	0- 0	1- 0	0- 0				
9- 4	0- 0	0- 1	NON-CONFERENCE	1- 1	1- 2	7- 0				
8- 2	0- 0	0- 0	HOME	1- 1	0- 1	7- 0				
0- 2	0- 0	0- 1	AWAY	0- 0	0- 1	0- 0				
1- 0	0- 0	0- 0	NEUTRAL	0- 0	1- 0	0- 0				
5- 0	0- 0	0- 0	CONFERENCE	0- 0	2- 0	3- 0				
2- 0	0- 0	0- 0	HOME	0- 0	1- 0	1- 0				
3- 0	0- 0	0- 0	AWAY	0- 0	1- 0	2- 0				
0- 0	0- 0	0- 0	NEUTRAL	0- 0	0- 0	0- 0				

RPI 1-25			RPI 26-50			RPI 51-100			Team's RPI: 76	RPI 101+		
RPI	S	Opponent	Score	RPI	S	Opponent	Score	RPI	S	Opponent	Score	
47	A	San Diego St.	72 88	74	H	Wichita St.	59 61	115	N	Harvard	88 73	
				79	H	Montana St.	71 70	123	H	UALR	43 47	
								124	A	Tulane	62 56	
								128	H	Rice	73 51	
								141	A	TCU	70 76	
								151	H	UCF	69 54	
								179	A	Southern Miss.	79 69	
								187	H	Texas Southern	66 50	
								199	H	North Texas	67 63	
								206	H	SIU Edwardsville	64 46	
								225	H	Stephen F. Austin	71 62	
								237	A	Tulsa	71 46	
								265	H	La.-Monroe	76 56	
								298	H	Tex.-Pan American	71 35	
								334	H	Alcorn	76 46	
LAST 12 Division I GAMES:												
237	A	Tulsa	71 46	47	A	San Diego St.	72 88					
128	H	Rice	73 51	74	H	Wichita St.	59 61					
179	A	Southern Miss.	79 69	225	H	Stephen F. Austin	71 62					
151	H	UCF	69 54	265	H	La.-Monroe	76 56					
124	A	Tulane	62 56	298	H	Tex.-Pan American	71 35					
115	N	Harvard	88 73	141	A	TCU	70 76					

Non-Div I Games:

SMU

Average RPI Win:	205	WON-LOST	WINNING	LAST 10	STRENGTH OF	OPP. STRENGTH	TEAM	ADJ.	CONF.	ADJ CONF.
Average RPI Loss:	180	RECORD	PCT. RANK	GAMES	SCHEDULE	OF SCHEDULE	RPI	RPI	RPI	RPI
DIV. I ONLY	10- 8	135	6- 4	220	245	145	145	15	15	
DIV. I NON-CONF.	5- 4	141	1- 2	275	301	171	171	14	14	
TOTALS	RPI 1-25	RPI 26-50	W-L RECORDS	RPI 51-100	RPI 101-150	RPI 150+				
10- 8	0- 0	0- 0	OVERALL	1- 1	2- 1	7- 6				
6- 1	0- 0	0- 0	HOME	0- 0	2- 1	4- 0				
4- 7	0- 0	0- 0	AWAY	1- 1	0- 0	3- 6				
0- 0	0- 0	0- 0	NEUTRAL	0- 0	0- 0	0- 0				
5- 4	0- 0	0- 0	NON-CONFERENCE	0- 0	1- 0	4- 4				
3- 0	0- 0	0- 0	HOME	0- 0	1- 0	2- 0				
2- 4	0- 0	0- 0	AWAY	0- 0	0- 0	2- 4				
0- 0	0- 0	0- 0	NEUTRAL	0- 0	0- 0	0- 0				
5- 4	0- 0	0- 0	CONFERENCE	1- 1	1- 1	3- 2				
3- 1	0- 0	0- 0	HOME	0- 0	1- 1	2- 0				
2- 3	0- 0	0- 0	AWAY	1- 1	0- 0	1- 2				
0- 0	0- 0	0- 0	NEUTRAL	0- 0	0- 0	0- 0				

RPI 1-25			RPI 26-50			RPI 51-100			RPI 101+			Team's RPI: 145
RPI	S	Opponent	Score	RPI	S	Opponent	Score	RPI	S	Opponent	Score	
						79	A Montana St.	69 65		103	H Eastern Wash.	85 70
						88	A Montana	55 82		135	H Idaho St.	52 62
										147	H UC Davis	66 65
										153	A Long Beach St.	71 74
										155	A Eastern Ill.	67 72
										164	H San Francisco	68 60
										194	A Northern Colo.	63 79
										200	A Oregon St.	80 71
										206	A SIU Edwardsville	57 75
										215	H Portland St.	81 77
										220	A North Dakota	79 77
										239	A Southern Utah	71 79
										271	A Cal St. Fullerton	75 94
										293	A CSU Bakersfield	79 72
										311	H Utah Valley	74 62
										316	H Weber St.	103 60
LAST 12 Division I GAMES:												
194	A	Northern Colo.	63 79	239	A	Southern Utah	71 79					
220	A	North Dakota	79 77	147	H	UC Davis	66 65					
316	H	Weber St.	103 60	88	A	Montana	55 82					
135	H	Idaho St.	52 62	79	A	Montana St.	69 65					
103	H	Eastern Wash.	85 70	155	A	Eastern Ill.	67 72					
215	H	Portland St.	81 77	206	A	SIU Edwardsville	57 75					

Non-Div I Games:

Sacramento St.

Sacred Heart

Through Games Of Sunday, January 27, 2013

Average RPI Win:	227	WON-LOST	WINNING	LAST 10	STRENGTH OF	OPP. STRENGTH	TEAM	ADJ.	CONF.	ADJ CONF.
Average RPI Loss:	155	RECORD	PCT. RANK	GAMES	SCHEDULE	OF SCHEDULE	RPI	RPI	RPI	RPI
DIV. I ONLY	12- 7	91	7- 3	244	211	131	131	26	26	
DIV. I NON-CONF.	8- 4	84	4- 1	260	199	121	121	23	23	
TOTALS	RPI 1-25	RPI 26-50	W-L RECORDS	RPI 51-100	RPI 101-150	RPI 150+				
12- 7	0- 0	0- 1	OVERALL	0- 1	3- 1	9- 4				
7- 1	0- 0	0- 0	HOME	0- 0	0- 0	7- 1				
3- 6	0- 0	0- 1	AWAY	0- 1	1- 1	2- 3				
2- 0	0- 0	0- 0	NEUTRAL	0- 0	2- 0	0- 0				
8- 4	0- 0	0- 1	NON-CONFERENCE	0- 0	2- 1	6- 2				
5- 0	0- 0	0- 0	HOME	0- 0	0- 0	5- 0				
1- 4	0- 0	0- 1	AWAY	0- 0	0- 1	1- 2				
2- 0	0- 0	0- 0	NEUTRAL	0- 0	2- 0	0- 0				
4- 3	0- 0	0- 0	CONFERENCE	0- 1	1- 0	3- 2				
2- 1	0- 0	0- 0	HOME	0- 0	0- 0	2- 1				
2- 2	0- 0	0- 0	AWAY	0- 1	1- 0	1- 1				
0- 0	0- 0	0- 0	NEUTRAL	0- 0	0- 0	0- 0				

RPI	S	Opponent	Score	RPI	S	Opponent	Score	RPI	S	Opponent	Score	RPI	S	Opponent	Score	Team's RPI: 131
39	A	Georgetown	63 90	59	A	Quinnipiac	45 74	107	A	Liberty	63 68	111	N	Boston College	54 48	
								113	A	Saint Francis (PA)	71 50	125	N	Sam Houston St.	66 62	
								165	H	Yale	67 62	172	A	Seattle	70 74	
								219	A	Central Conn. St.	57 62	221	H	Monmouth	56 42	
								222	A	Stony Brook	46 51	226	A	Lehigh	73 63	
								252	H	Colgate	59 53	262	A	Robert Morris	70 66	
								266	H	St. Francis Brooklyn	47 56	280	H	Siena	61 60	
								315	H	LIU Brooklyn	61 47	322	H	Manhattan	55 38	
								337	H	Saint Peter's	79 34					
LAST 12 Division I GAMES:																
221	H	Monmouth	56 42	266	H	St. Francis Brooklyn	47 56									
262	A	Robert Morris	70 66	165	H	Yale	67 62									
113	A	Saint Francis (PA)	71 50	280	H	Siena	61 60									
219	A	Central Conn. St.	57 62	226	A	Lehigh	73 63									
59	A	Quinnipiac	45 74	322	H	Manhattan	55 38									
315	H	LIU Brooklyn	61 47	222	A	Stony Brook	46 51									

Non-Div I Games:

Sacred Heart

■ Loss,
 ■ Non-Conf,
 ■ S Site,
 ■ Home
 ■ A Away
 N Neutral

Saint Francis (PA)

Through Games Of Sunday, January 27, 2013

Average RPI Win:	223	WON-LOST	WINNING	LAST 10	STRENGTH OF	OPP. STRENGTH	TEAM	ADJ.	CONF.	ADJ CONF.
Average RPI Loss:	106	RECORD	PCT. RANK	GAMES	SCHEDULE	OF SCHEDULE	RPI	RPI	RPI	RPI
DIV. I ONLY	10- 8	135	6- 4	89	239	113	113	26	26	
DIV. I NON-CONF.	5- 6	187	1- 4	73	143	98	98	23	23	
TOTALS	RPI 1-25	RPI 26-50	W-L RECORDS	RPI 51-100	RPI 101-150	RPI 150+				
10- 8	0- 1	0- 2	OVERALL	0- 2	3- 1	7- 2				
5- 3	0- 0	0- 1	HOME	0- 1	1- 1	4- 0				
5- 4	0- 1	0- 1	AWAY	0- 1	2- 0	3- 1				
0- 1	0- 0	0- 0	NEUTRAL	0- 0	0- 0	0- 1				
5- 6	0- 1	0- 2	NON-CONFERENCE	0- 1	3- 0	2- 2				
2- 1	0- 0	0- 1	HOME	0- 0	1- 0	1- 0				
3- 4	0- 1	0- 1	AWAY	0- 1	2- 0	1- 1				
0- 1	0- 0	0- 0	NEUTRAL	0- 0	0- 0	0- 1				
5- 2	0- 0	0- 0	CONFERENCE	0- 1	0- 1	5- 0				
3- 2	0- 0	0- 0	HOME	0- 1	0- 1	3- 0				
2- 0	0- 0	0- 0	AWAY	0- 0	0- 0	2- 0				
0- 0	0- 0	0- 0	NEUTRAL	0- 0	0- 0	0- 0				

RPI 1-25				RPI 26-50				RPI 51-100				RPI 101+ Team's RPI: 113			
RPI	S	Opponent	Score	RPI	S	Opponent	Score	RPI	S	Opponent	Score	RPI	S	Opponent	Score
6	A	Notre Dame	55 128	37	A	Duquesne	38 69	59	H	Quinnipiac	69 85	127	H	Howard	69 61
				46	H	Saint Joseph's	44 61	70	A	Ohio St.	54 70	131	H	Sacred Heart	50 71
												144	A	Wright St.	98 81
												146	A	Bucknell	62 54
												161	H	Akron	74 73
												219	H	Central Conn. St.	67 62
												221	A	Monmouth	63 49
												236	A	Fairleigh Dickinson	68 50
												250	N	Florida A&M	65 69
												252	A	Colgate	62 67
												309	H	Bryant	81 76
												324	H	Wagner	80 43
												339	A	Kent St.	81 67
LAST 12 Division I GAMES:															
324	H	Wagner	80 43	309	H	Bryant	81 76								
59	H	Quinnipiac	69 85	6	A	Notre Dame	55 128								
131	H	Sacred Heart	50 71	144	A	Wright St.	98 81								
221	A	Monmouth	63 49	250	N	Florida A&M	65 69								
236	A	Fairleigh Dickinson	68 50	252	A	Colgate	62 67								
219	H	Central Conn. St.	67 62	37	A	Duquesne	38 69								

Non-Div I Games:

Saint Francis (PA)

■ Loss,
 ■ Non-Conf,
 ■ S Site,
 ■ H Home
 ■ A Away
 N Neutral

Saint Joseph's

Through Games Of Sunday, January 27, 2013

Average RPI Win:	168	WON-LOST	WINNING	LAST 10	STRENGTH OF	OPP. STRENGTH	TEAM	ADJ.	CONF.	ADJ CONF.
Average RPI Loss:	26	RECORD	PCT. RANK	GAMES	SCHEDULE	OF SCHEDULE	RPI	RPI	RPI	RPI
DIV. I ONLY	13- 5	57	8- 2	52	68	46	46	8	8	
DIV. I NON-CONF.	9- 5	98	5- 3	30	46	50	50	8	8	
TOTALS	RPI 1-25	RPI 26-50	W-L RECORDS	RPI 51-100	RPI 101-150	RPI 150+				
13- 5	1- 3	0- 2	OVERALL	2- 0	3- 0	7- 0				
6- 3	1- 2	0- 1	HOME	1- 0	1- 0	3- 0				
6- 1	0- 1	0- 0	AWAY	1- 0	2- 0	3- 0				
1- 1	0- 0	0- 1	NEUTRAL	0- 0	0- 0	1- 0				
9- 5	1- 3	0- 2	NON-CONFERENCE	1- 0	3- 0	4- 0				
4- 3	1- 2	0- 1	HOME	0- 0	1- 0	2- 0				
4- 1	0- 1	0- 0	AWAY	1- 0	2- 0	1- 0				
1- 1	0- 0	0- 1	NEUTRAL	0- 0	0- 0	1- 0				
4- 0	0- 0	0- 0	CONFERENCE	1- 0	0- 0	3- 0				
2- 0	0- 0	0- 0	HOME	1- 0	0- 0	1- 0				
2- 0	0- 0	0- 0	AWAY	0- 0	0- 0	2- 0				
0- 0	0- 0	0- 0	NEUTRAL	0- 0	0- 0	0- 0				

RPI 1-25				RPI 26-50				Team's RPI: 46				RPI 51-100				RPI 101+			
RPI	S	Opponent	Score	RPI	S	Opponent	Score	RPI	S	Opponent	Score	RPI	S	Opponent	Score	RPI	S	Opponent	Score
8	H	Maryland	50 49	33	H	Syracuse	39 80	81	A	Drexel	47 45	113	A	Saint Francis (PA)	61 44				
13	H	Villanova	51 55	50	N	Central Mich.	84 98	90	H	Richmond	82 62	132	H	Fairfield	51 38				
15	A	UCLA	65 73									140	A	Hofstra	71 55				
20	H	Princeton	59 69									175	A	Saint Louis	69 38				
												189	H	St. Bonaventure	61 44				
												191	A	George Washington	80 67				
												217	A	Penn	66 53				
												230	H	Lafayette	69 43				
												304	N	Savannah St.	88 41				
												308	H	UMBC	79 38				
LAST 12 Division I GAMES:																			
189	H	St. Bonaventure	61 44	308	H	UMBC	79 38												
175	A	Saint Louis	69 38	132	H	Fairfield	51 38												
191	A	George Washington	80 67	304	N	Savannah St.	88 41												
90	H	Richmond	82 62	50	N	Central Mich.	84 98												
217	A	Penn	66 53	13	H	Villanova	51 55												
15	A	UCLA	65 73	230	H	Lafayette	69 43												

Non-Div I Games:

Saint Joseph's

■ Loss,
 ■ Non-Conf,
 ■ S Site,
 ■ H Home
 ■ A Away
 N Neutral

Saint Louis

Through Games Of Sunday, January 27, 2013

Average RPI Win:	206	WON-LOST	WINNING	LAST 10	STRENGTH OF	OPP. STRENGTH	TEAM	ADJ.	CONF.	ADJ CONF.
Average RPI Loss:	136	RECORD	PCT. RANK	GAMES	SCHEDULE	OF SCHEDULE	RPI	RPI	RPI	RPI
DIV. I ONLY	8- 12	222	3- 7	103	169	175	175	8	8	
DIV. I NON-CONF.	6- 9	219	2- 5	190	227	211	211	8	8	
TOTALS	RPI 1-25	RPI 26-50	W-L RECORDS	RPI 51-100	RPI 101-150	RPI 150+				
8- 12	0- 1	0- 2	OVERALL	1- 2	0- 3	7- 4				
4- 5	0- 0	0- 1	HOME	0- 1	0- 2	4- 1				
4- 7	0- 1	0- 1	AWAY	1- 1	0- 1	3- 3				
0- 0	0- 0	0- 0	NEUTRAL	0- 0	0- 0	0- 0				
6- 9	0- 1	0- 0	NON-CONFERENCE	0- 1	0- 3	6- 4				
3- 3	0- 0	0- 0	HOME	0- 0	0- 2	3- 1				
3- 6	0- 1	0- 0	AWAY	0- 1	0- 1	3- 3				
0- 0	0- 0	0- 0	NEUTRAL	0- 0	0- 0	0- 0				
2- 3	0- 0	0- 2	CONFERENCE	1- 1	0- 0	1- 0				
1- 2	0- 0	0- 1	HOME	0- 1	0- 0	1- 0				
1- 1	0- 0	0- 1	AWAY	1- 0	0- 0	0- 0				
0- 0	0- 0	0- 0	NEUTRAL	0- 0	0- 0	0- 0				

RPI 1-25				RPI 26-50				RPI 51-100				RPI 101+ Team's RPI: 175			
RPI	S	Opponent	Score	RPI	S	Opponent	Score	RPI	S	Opponent	Score	RPI	S	Opponent	Score
25	A	Oklahoma	33 68	37	A	Duquesne	41 68	84	H	Charlotte	54 71	122	H	UNI	64 73
				46	H	Saint Joseph's	38 69	85	A	Missouri	51 67	126	H	Memphis	58 65
								90	A	Richmond	52 49	143	A	UT Martin	62 78
												158	A	Evansville	63 59
												159	H	Indiana St.	46 48
												181	H	Winthrop	62 53
												211	A	Valparaiso	53 47
												232	H	Western Ill.	55 44
												242	H	VCU	60 46
												247	A	Neb. Omaha	51 42
												250	A	Southeast Mo. St.	52 59
												270	A	UMKC	53 56
												283	A	Drake	55 61
												289	H	Ill.-Chicago	58 49
LAST 12 Division I GAMES:															
84	H	Charlotte	54 71	181	H	Winthrop	62 53								
90	A	Richmond	52 49	122	H	UNI	64 73								
46	H	Saint Joseph's	38 69	283	A	Drake	55 61								
37	A	Duquesne	41 68	126	H	Memphis	58 65								
242	H	VCU	60 46	158	A	Evansville	63 59								
250	A	Southeast Mo. St.	52 59	143	A	UT Martin	62 78								

Non-Div I Games:

Saint Louis

■ Loss,
 ■ Non-Conf,
 ■ S Site,
 ■ H Home
 ■ A Away
 N Neutral

Saint Peter's

Through Games Of Sunday, January 27, 2013

Average RPI Win:	322	WON-LOST	WINNING	LAST 10	STRENGTH OF	OPP. STRENGTH	TEAM	ADJ.	CONF.	ADJ CONF.
Average RPI Loss:	212	RECORD	PCT. RANK	GAMES	SCHEDULE	OF SCHEDULE	RPI	RPI	RPI	RPI
DIV. I ONLY	1- 18	339	1- 9	276	332	337	337	24	24	
DIV. I NON-CONF.	0- 11	335	0- 4	166	332	335	335	22	22	
TOTALS	RPI 1-25	RPI 26-50	W-L RECORDS	RPI 51-100	RPI 101-150	RPI 150+				
1- 18	0- 0	0- 0	OVERALL	0- 1	0- 3	1- 14				
0- 10	0- 0	0- 0	HOME	0- 1	0- 1	0- 8				
1- 8	0- 0	0- 0	AWAY	0- 0	0- 2	1- 6				
0- 0	0- 0	0- 0	NEUTRAL	0- 0	0- 0	0- 0				
0- 11	0- 0	0- 0	NON-CONFERENCE	0- 1	0- 3	0- 7				
0- 6	0- 0	0- 0	HOME	0- 1	0- 1	0- 4				
0- 5	0- 0	0- 0	AWAY	0- 0	0- 2	0- 3				
0- 0	0- 0	0- 0	NEUTRAL	0- 0	0- 0	0- 0				
1- 7	0- 0	0- 0	CONFERENCE	0- 0	0- 0	1- 7				
0- 4	0- 0	0- 0	HOME	0- 0	0- 0	0- 4				
1- 3	0- 0	0- 0	AWAY	0- 0	0- 0	1- 3				
0- 0	0- 0	0- 0	NEUTRAL	0- 0	0- 0	0- 0				

RPI 1-25				RPI 26-50				RPI 51-100				RPI 101+				Team's RPI: 337	
RPI	S	Opponent	Score	RPI	S	Opponent	Score	RPI	S	Opponent	Score	RPI	S	Opponent	Score		
								93	H	Hampton	40	62	131	A	Sacred Heart	34	79
													146	H	Bucknell	62	69
													148	A	La Salle	55	72
													161	H	Akron	57	103
													183	A	Navy	53	64
													192	A	Iona	62	93
													195	A	Rider	51	74
													222	A	Stony Brook	41	63
													224	A	Loyola Maryland	47	56
													226	H	Lehigh	60	62
													236	H	Fairleigh Dickinson	50	55
													240	H	Canisius	52	62
													245	H	Niagara	46	54
													267	A	Brown	48	82
													280	H	Siena	60	75
													296	H	NJIT	35	62
													322	A	Manhattan	60	49
													322	H	Manhattan	66	73
LAST 12 Division I GAMES:																	
322	A	Manhattan	60	49	224	A	Loyola Maryland	47	56								
195	A	Rider	51	74	322	H	Manhattan	66	73								
192	A	Iona	62	93	148	A	La Salle	55	72								
280	H	Siena	60	75	93	H	Hampton	40	62								
240	H	Canisius	52	62	146	H	Bucknell	62	69								
245	H	Niagara	46	54	222	A	Stony Brook	41	63								

Non-Div I Games:

Saint Peter's

■ Loss,
 ■ Non-Conf,
 ■ S Site,
 ■ H Home
 ■ A Away
 N Neutral

Average RPI Win:	236	WON-LOST	WINNING	LAST 10	STRENGTH OF	OPP. STRENGTH	TEAM	ADJ.	CONF.	ADJ CONF.
Average RPI Loss:	113	RECORD	PCT. RANK	GAMES	SCHEDULE	OF SCHEDULE	RPI	RPI	RPI	RPI
DIV. I ONLY	10- 9	153	8- 2	138	272	125	125	21	21	
DIV. I NON-CONF.	3- 8	274	2- 2	84	206	183	183	21	21	
TOTALS	RPI 1-25	RPI 26-50	W-L RECORDS	RPI 51-100	RPI 101-150	RPI 150+				
10- 9	0- 0	0- 2	OVERALL	1- 1	1- 4	8- 2				
4- 1	0- 0	0- 0	HOME	0- 0	0- 0	4- 1				
4- 7	0- 0	0- 2	AWAY	0- 1	1- 3	3- 1				
2- 1	0- 0	0- 0	NEUTRAL	1- 0	0- 1	1- 0				
3- 8	0- 0	0- 2	NON-CONFERENCE	1- 1	0- 3	2- 2				
0- 1	0- 0	0- 0	HOME	0- 0	0- 0	0- 1				
1- 6	0- 0	0- 2	AWAY	0- 1	0- 2	1- 1				
2- 1	0- 0	0- 0	NEUTRAL	1- 0	0- 1	1- 0				
7- 1	0- 0	0- 0	CONFERENCE	0- 0	1- 1	6- 0				
4- 0	0- 0	0- 0	HOME	0- 0	0- 0	4- 0				
3- 1	0- 0	0- 0	AWAY	0- 0	1- 1	2- 0				
0- 0	0- 0	0- 0	NEUTRAL	0- 0	0- 0	0- 0				

RPI 1-25			RPI 26-50			RPI 51-100			RPI 101+ Team's RPI: 125		
RPI	S	Opponent	Score	RPI	S	Opponent	Score	RPI	S	Opponent	Score
27	A	Delaware	31 63	52	A	UTEP	66 85	131	N	Sacred Heart	62 66
38	A	Nebraska	72 85	98	N	Albany (NY)	71 68	137	A	Lamar	59 57
								139	A	South Ala.	61 71
								141	A	TCU	60 67
								149	A	McNeese St.	58 62
								153	A	Long Beach St.	49 50
								171	H	Oral Roberts	54 47
								177	H	Central Ark.	64 48
								187	H	Texas Southern	57 62
								197	A	Nicholls St.	70 63
								286	H	Northwestern St.	72 61
								300	A	Southeastern La.	58 53
								318	N	Grambling	73 55
								333	H	A&M-Corpus Christi	65 46
								344	A	Houston Baptist	75 58
LAST 12 Division I GAMES:											
197	A	Nicholls St.	70 63	286	H	Northwestern St.	72 61				
300	A	Southeastern La.	58 53	333	H	A&M-Corpus Christi	65 46				
171	H	Oral Roberts	54 47	344	A	Houston Baptist	75 58				
177	H	Central Ark.	64 48	52	A	UTEP	66 85				
149	A	McNeese St.	58 62	153	A	Long Beach St.	49 50				
137	A	Lamar	59 57	98	N	Albany (NY)	71 68				

Non-Div I Games: Tex. A&M-Commerce 78 50

Sam Houston St.

Average RPI Win: 296	WON-LOST	WINNING	LAST 10	STRENGTH OF	OPP. STRENGTH	TEAM	ADJ.	CONF.	ADJ CONF.
Average RPI Loss: 142	RECORD	PCT. RANK	GAMES	SCHEDULE	OF SCHEDULE	RPI	RPI	RPI	RPI
DIV. I ONLY	8- 9	184	4- 6	322	219	253	253	23	23
DIV. I NON-CONF.	2- 6	288	0- 4	331	152	322	322	27	27
TOTALS	RPI 1-25	RPI 26-50	W-L RECORDS	RPI 51-100	RPI 101-150	RPI 150+			
8- 9	0- 1	0- 0	OVERALL	0- 3	0- 0	8- 5			
5- 2	0- 0	0- 0	HOME	0- 1	0- 0	5- 1			
3- 7	0- 1	0- 0	AWAY	0- 2	0- 0	3- 4			
0- 0	0- 0	0- 0	NEUTRAL	0- 0	0- 0	0- 0			
2- 6	0- 1	0- 0	NON-CONFERENCE	0- 1	0- 0	2- 4			
1- 1	0- 0	0- 0	HOME	0- 0	0- 0	1- 1			
1- 5	0- 1	0- 0	AWAY	0- 1	0- 0	1- 3			
0- 0	0- 0	0- 0	NEUTRAL	0- 0	0- 0	0- 0			
6- 3	0- 0	0- 0	CONFERENCE	0- 2	0- 0	6- 1			
4- 1	0- 0	0- 0	HOME	0- 1	0- 0	4- 0			
2- 2	0- 0	0- 0	AWAY	0- 1	0- 0	2- 1			
0- 0	0- 0	0- 0	NEUTRAL	0- 0	0- 0	0- 0			

RPI 1-25				RPI 26-50				RPI 51-100				RPI 101+ Team's RPI: 253			
RPI	S	Opponent	Score	RPI	S	Opponent	Score	RPI	S	Opponent	Score	RPI	S	Opponent	Score
19	A	Florida St.	42 77					51	H	Chattanooga	60 66	162	A	Elon	41 65
								77	A	Auburn	51 80	170	A	Clemson	51 63
								96	A	Davidson	51 63	186	H	Col. of Charleston	56 47
												212	H	Tennessee St.	40 57
												213	A	Tennessee Tech	56 65
												243	H	Furman	65 33
												274	A	Oregon	61 72
												305	H	Wofford	52 46
												312	H	Ga. Southern	56 41
												323	A	Western Caro.	47 38
												329	A	UNC Greensboro	60 46
												330	H	Alabama St.	49 19
												338	A	Jacksonville St.	48 45
LAST 12 Division I GAMES:															
51	H	Chattanooga	60 66	162	A	Elon	41 65	77	A	Auburn	51 80	170	A	Clemson	51 63
96	A	Davidson	51 63	274	A	Oregon	61 72	213	A	Tennessee Tech	56 65	243	H	Furman	65 33
323	A	Western Caro.	47 38												
312	H	Ga. Southern	56 41												
186	H	Col. of Charleston	56 47												
329	A	UNC Greensboro	60 46												

Non-Div I Games: Aub.-Montgomery 62 24

Samford

■ Loss,
 ■ Non-Conf,
 ■ S Site,
 ■ H Home
 ■ A Away
 N Neutral

San Diego

Through Games Of Sunday, January 27, 2013

Average RPI Win:	187	WON-LOST	WINNING	LAST 10	STRENGTH OF	OPP. STRENGTH	TEAM	ADJ.	CONF.	ADJ CONF.
Average RPI Loss:	64	RECORD	PCT. RANK	GAMES	SCHEDULE	OF SCHEDULE	RPI	RPI	RPI	RPI
DIV. I ONLY	11- 7	100	6- 4	96	73	91	91	7	7	
DIV. I NON-CONF.	6- 4	124	2- 2	126	91	118	118	7	7	
TOTALS	RPI 1-25	RPI 26-50	W-L RECORDS	RPI 51-100	RPI 101-150	RPI 150+				
11- 7	0- 1	2- 1	OVERALL	0- 4	0- 1	9- 0				
6- 4	0- 1	1- 1	HOME	0- 2	0- 0	5- 0				
4- 3	0- 0	1- 0	AWAY	0- 2	0- 1	3- 0				
1- 0	0- 0	0- 0	NEUTRAL	0- 0	0- 0	1- 0				
6- 4	0- 1	1- 1	NON-CONFERENCE	0- 1	0- 1	5- 0				
4- 2	0- 1	1- 1	HOME	0- 0	0- 0	3- 0				
1- 2	0- 0	0- 0	AWAY	0- 1	0- 1	1- 0				
1- 0	0- 0	0- 0	NEUTRAL	0- 0	0- 0	1- 0				
5- 3	0- 0	1- 0	CONFERENCE	0- 3	0- 0	4- 0				
2- 2	0- 0	0- 0	HOME	0- 2	0- 0	2- 0				
3- 1	0- 0	1- 0	AWAY	0- 1	0- 0	2- 0				
0- 0	0- 0	0- 0	NEUTRAL	0- 0	0- 0	0- 0				

RPI 1-25				RPI 26-50				RPI 51-100 Team's RPI: 91				RPI 101+			
RPI	S	Opponent	Score	RPI	S	Opponent	Score	RPI	S	Opponent	Score	RPI	S	Opponent	Score
16	H	Iowa	73 83	35	A	St. Mary's (CA)	73 70	53	A	Gonzaga	57 77	105	A	Cal Poly	50 69
				47	H	San Diego St.	54 58	53	H	Gonzaga	50 62	153	H	Long Beach St.	67 49
				50	H	Central Mich.	78 72	83	A	Arizona St.	39 72	194	H	Northern Colo.	78 44
								92	H	BYU	54 57	196	A	Portland	69 63
												196	H	Portland	72 54
												202	H	Loyola Marymount	88 78
												207	A	Pepperdine	79 61
												233	N	Boise St.	77 70
												263	H	San Jose St.	91 52
												332	A	Air Force	74 43
LAST 12 Division I GAMES:															
207	A	Pepperdine	79 61	196	A	Portland	69 63	53	A	Gonzaga	57 77				
196	H	Portland	72 54					16	H	Iowa	73 83				
53	H	Gonzaga	50 62	50	H	Central Mich.	78 72	50	H	Long Beach St.	67 49				
35	A	St. Mary's (CA)	73 70	153	H	Long Beach St.	67 49	83	A	Arizona St.	39 72				
202	H	Loyola Marymount	88 78												
92	H	BYU	54 57												

Non-Div I Games: Point Loma 81 56 Cal St. San Marcos 69 44

San Diego

Loss, Non-Conf, S Site, H Home A Away N Neutral

Average RPI Win:	172	WON-LOST	WINNING	LAST 10	STRENGTH OF	OPP. STRENGTH	TEAM	ADJ.	CONF.	ADJ CONF.
Average RPI Loss:	42	RECORD	PCT. RANK	GAMES	SCHEDULE	OF SCHEDULE	RPI	RPI	RPI	RPI
DIV. I ONLY	12- 5	63	7- 2	65	96	47	47	16	16	
DIV. I NON-CONF.	7- 4	104	4- 1	28	41	37	37	16	16	
TOTALS	RPI 1-25	RPI 26-50	W-L RECORDS	RPI 51-100	RPI 101-150	RPI 150+				
12- 5	0- 1	0- 2	OVERALL	4- 2	2- 0	6- 0				
6- 2	0- 0	0- 1	HOME	2- 1	1- 0	3- 0				
5- 3	0- 1	0- 1	AWAY	1- 1	1- 0	3- 0				
1- 0	0- 0	0- 0	NEUTRAL	1- 0	0- 0	0- 0				
7- 4	0- 1	0- 2	NON-CONFERENCE	3- 1	2- 0	2- 0				
4- 1	0- 0	0- 1	HOME	1- 0	1- 0	2- 0				
2- 3	0- 1	0- 1	AWAY	1- 1	1- 0	0- 0				
1- 0	0- 0	0- 0	NEUTRAL	1- 0	0- 0	0- 0				
5- 1	0- 0	0- 0	CONFERENCE	1- 1	0- 0	4- 0				
2- 1	0- 0	0- 0	HOME	1- 1	0- 0	1- 0				
3- 0	0- 0	0- 0	AWAY	0- 0	0- 0	3- 0				
0- 0	0- 0	0- 0	NEUTRAL	0- 0	0- 0	0- 0				

RPI 1-25				RPI 26-50				Team's RPI: 47	RPI 51-100				RPI 101+			
RPI	S	Opponent	Score	RPI	S	Opponent	Score		RPI	S	Opponent	Score	RPI	S	Opponent	Score
15	A	UCLA	52 66	26	A	Colorado	53 67		62	A	Washington	58 59	105	A	Cal Poly	73 56
				31	H	Oklahoma St.	72 80		63	H	Wyoming	66 43	109	H	Southern California	80 46
									76	H	SMU	88 72	157	A	New Mexico	63 39
									77	N	Auburn	78 57	244	H	Nevada	69 57
									78	H	Fresno St.	72 80	268	A	Colorado St.	48 44
									91	A	San Diego	58 54	282	A	UNLV	74 60
													288	H	UC Irvine	63 53
													304	H	Savannah St.	72 51
LAST 12 Division I GAMES:																
157	A	New Mexico	63 39	304	H	Savannah St.	72 51		62	A	Washington	58 59				
244	H	Nevada	69 57	31	H	Oklahoma St.	72 80		76	H	SMU	88 72				
63	H	Wyoming	66 43	76	H	SMU	88 72		105	A	Cal Poly	73 56				
282	A	UNLV	74 60	91	A	San Diego	58 54									
268	A	Colorado St.	48 44													
78	H	Fresno St.	72 80													

Non-Div I Games: Cal St. Dom. Hills 66 30 Fresno Pacific 90 41

San Diego St.

■ Loss,
 ■ Non-Conf,
 ■ S Site,
 ■ H Home
 ■ A Away
 N Neutral

San Francisco

Average RPI Win: **183**
 Average RPI Loss: **120**

WON-LOST
 RECORD

WINNING
 PCT. RANK

LAST 10
 GAMES

Through Games Of Sunday, January 27, 2013

STRENGTH OF
 SCHEDULE

OPP. STRENGTH
 OF SCHEDULE

TEAM
 RPI

ADJ.
 RPI

CONF.
 RPI

ADJ CONF.
 RPI

DIV. I ONLY	8- 11	205	3- 7	95	138	164	164	7	7
DIV. I NON-CONF.	6- 6	160	2- 2	92	208	128	128	7	7
TOTALS	RPI 1-25	RPI 26-50	W-L RECORDS	RPI 51-100	RPI 101-150	RPI 150+			
8- 11	0- 1	0- 1	OVERALL	1- 4	2- 2	5- 3			
6- 3	0- 0	0- 1	HOME	1- 2	1- 0	4- 0			
2- 8	0- 0	0- 0	AWAY	0- 0	1- 1	1- 0			
0- 0	0- 0	0- 0	NEUTRAL	0- 0	0- 0	0- 0			
6- 6	0- 1	0- 0	NON-CONFERENCE	0- 3	2- 1	4- 1			
4- 2	0- 0	0- 0	HOME	0- 2	1- 0	3- 0			
2- 4	0- 1	0- 0	AWAY	0- 1	1- 1	1- 1			
0- 0	0- 0	0- 0	NEUTRAL	0- 0	0- 0	0- 0			
2- 5	0- 0	0- 1	CONFERENCE	1- 1	0- 1	1- 2			
2- 1	0- 0	0- 1	HOME	1- 0	0- 0	1- 0			
0- 4	0- 0	0- 0	AWAY	0- 1	0- 1	0- 2			
0- 0	0- 0	0- 0	NEUTRAL	0- 0	0- 0	0- 0			

RPI 1-25				RPI 26-50				RPI 51-100				RPI 101+ Team's RPI: 164			
RPI	S	Opponent	Score	RPI	S	Opponent	Score	RPI	S	Opponent	Score	RPI	S	Opponent	Score
23	A	Pacific	59 75	35	H	St. Mary's (CA)	48 68	71	A	Cal St. Northridge	33 77	105	A	Cal Poly	71 67
								78	H	Fresno St.	63 72	112	A	Santa Clara	48 61
								82	H	Fordham	48 55	145	A	Sacramento St.	60 68
								92	A	BYU	58 80	147	H	UC Davis	72 65
								92	H	BYU	65 56	174	H	Hawaii	65 52
												196	H	Portland	88 81
												202	A	Loyola Marymount	50 65
												207	A	Pepperdine	67 71
												233	H	Boise St.	75 61
												256	A	UTSA	61 60
												263	H	San Jose St.	92 64
												271	A	Cal St. Fullerton	55 60
LAST 12 Division I GAMES:															
92	H	BYU	65 56	35	H	St. Mary's (CA)	48 68	23	A	Pacific	59 75	78	H	Fresno St.	63 72
112	A	Santa Clara	48 61	202	A	Loyola Marymount	50 65	105	A	Cal Poly	71 67	263	H	San Jose St.	92 64
196	H	Portland	88 81	207	A	Pepperdine	67 71	71	A	Cal St. Northridge	33 77				
271	A	BYU	58 80												

Non-Div I Games: Notre Dame de Namur93 43

San Francisco

Loss, Non-Conf, S Site, H Home A Away N Neutral

Average RPI Win:	230	WON-LOST	WINNING	LAST 10	STRENGTH OF	OPP. STRENGTH	TEAM	ADJ.	CONF.	ADJ CONF.
Average RPI Loss:	165	RECORD	PCT. RANK	GAMES	SCHEDULE	OF SCHEDULE	RPI	RPI	RPI	RPI
DIV. I ONLY	7- 12	241	5- 5	195	226	263	263	25	25	
DIV. I NON-CONF.	2- 8	303	0- 3	150	193	296	296	24	24	
TOTALS	RPI 1-25	RPI 26-50	W-L RECORDS	RPI 51-100	RPI 101-150	RPI 150+				
7- 12	0- 1	0- 0	OVERALL	1- 1	0- 1	6- 9				
6- 4	0- 1	0- 0	HOME	1- 0	0- 1	5- 2				
1- 8	0- 0	0- 0	AWAY	0- 1	0- 0	1- 7				
0- 0	0- 0	0- 0	NEUTRAL	0- 0	0- 0	0- 0				
2- 8	0- 1	0- 0	NON-CONFERENCE	1- 1	0- 1	1- 5				
2- 3	0- 1	0- 0	HOME	1- 0	0- 1	1- 1				
0- 5	0- 0	0- 0	AWAY	0- 1	0- 0	0- 4				
0- 0	0- 0	0- 0	NEUTRAL	0- 0	0- 0	0- 0				
5- 4	0- 0	0- 0	CONFERENCE	0- 0	0- 0	5- 4				
4- 1	0- 0	0- 0	HOME	0- 0	0- 0	4- 1				
1- 3	0- 0	0- 0	AWAY	0- 0	0- 0	1- 3				
0- 0	0- 0	0- 0	NEUTRAL	0- 0	0- 0	0- 0				

RPI 1-25				RPI 26-50				RPI 51-100				RPI 101+ Team's RPI: 263			
RPI	S	Opponent	Score	RPI	S	Opponent	Score	RPI	S	Opponent	Score	RPI	S	Opponent	Score
23	H	Pacific	60 74					71	H	Cal St. Northridge	73 63	112	H	Santa Clara	47 62
								91	A	San Diego	52 91	155	A	Eastern Ill.	67 88
												158	A	Evansville	65 74
												160	A	Idaho	65 82
												164	A	San Francisco	64 92
												172	A	Seattle	60 72
												178	A	Louisiana Tech	80 94
												190	H	Utah St.	103 80
												223	H	New Mexico St.	51 50
												231	H	Denver	68 67
												239	H	Southern Utah	82 93
												256	H	UTSA	54 57
												271	A	Cal St. Fullerton	59 60
												281	H	Texas St.	98 96
												302	A	Texas-Arlington	78 70
												311	H	Utah Valley	81 72
LAST 12 Division I GAMES:															
302	A	Texas-Arlington	78 70	160	A	Idaho	65 82								
178	A	Louisiana Tech	80 94	256	H	UTSA	54 57								
223	H	New Mexico St.	51 50	281	H	Texas St.	98 96								
231	H	Denver	68 67	271	A	Cal St. Fullerton	59 60								
190	H	Utah St.	103 80	164	A	San Francisco	64 92								
172	A	Seattle	60 72	112	H	Santa Clara	47 62								

Non-Div I Games: San Fran. St. 70 51

San Jose St.

Santa Clara

Through Games Of Sunday, January 27, 2013

Average RPI Win:	218	WON-LOST	WINNING	LAST 10	STRENGTH OF	OPP. STRENGTH	TEAM	ADJ.	CONF.	ADJ CONF.
Average RPI Loss:	71	RECORD	PCT. RANK	GAMES	SCHEDULE	OF SCHEDULE	RPI	RPI	RPI	RPI
DIV. I ONLY	12- 8	109	7- 3	131	100	112	112	7	7	
DIV. I NON-CONF.	8- 5	114	4- 1	104	142	90	90	7	7	
TOTALS	RPI 1-25	RPI 26-50	W-L RECORDS	RPI 51-100	RPI 101-150	RPI 150+				
12- 8	0- 2	0- 2	OVERALL	1- 2	0- 1	11- 1				
6- 4	0- 1	0- 1	HOME	1- 1	0- 0	5- 1				
5- 3	0- 0	0- 0	AWAY	0- 0	0- 1	5- 0				
1- 1	0- 0	0- 1	NEUTRAL	0- 0	0- 0	1- 0				
8- 5	0- 2	0- 1	NON-CONFERENCE	1- 1	0- 1	7- 0				
4- 2	0- 1	0- 0	HOME	1- 1	0- 0	3- 0				
3- 2	0- 1	0- 0	AWAY	0- 0	0- 1	3- 0				
1- 1	0- 0	0- 1	NEUTRAL	0- 0	0- 0	1- 0				
4- 3	0- 0	0- 1	CONFERENCE	0- 1	0- 0	4- 1				
2- 2	0- 0	0- 1	HOME	0- 0	0- 0	2- 1				
2- 1	0- 0	0- 0	AWAY	0- 1	0- 0	2- 0				
0- 0	0- 0	0- 0	NEUTRAL	0- 0	0- 0	0- 0				

RPI S	Opponent	Score	RPI S	Opponent	Score	RPI S	Opponent	Score	RPI S	Opponent	Score	Team's RPI: 112
1	H Stanford	57 92	35	H St. Mary's (CA)	50 56	53	A Gonzaga	50 79	147	A UC Davis	59 70	
23	A Pacific	45 72	42	N Toledo	48 73	71	H Cal St. Northridge	67 70	153	A Long Beach St.	68 67	
						78	H Fresno St.	58 53	164	H San Francisco	61 48	
									180	N Cleveland St.	82 71	
									196	A Portland	59 58	
									196	H Portland	68 71	
									202	H Loyola Marymount	58 54	
									207	A Pepperdine	38 36	
									263	A San Jose St.	62 47	
									282	H UNLV	70 64	
									288	H UC Irvine	77 54	
									293	A CSU Bakersfield	77 56	
									311	H Utah Valley	80 67	
LAST 12 Division I GAMES:												
196	H Portland	68 71	196	A Portland	59 58	282	H UNLV	70 64				
35	H St. Mary's (CA)	50 56	78	H Fresno St.	58 53	293	A CSU Bakersfield	77 56				
164	H San Francisco	61 48	147	A UC Davis	59 70	263	A San Jose St.	62 47				
207	A Pepperdine	38 36										
202	H Loyola Marymount	58 54										
53	A Gonzaga	50 79										

Non-Div I Games:

Santa Clara

Loss, Non-Conf, S Site, H Home A Away N Neutral

Average RPI Win:	307	WON-LOST	WINNING	LAST 10	STRENGTH OF	OPP. STRENGTH	TEAM	ADJ.	CONF.	ADJ CONF.
Average RPI Loss:	165	RECORD	PCT. RANK	GAMES	SCHEDULE	OF SCHEDULE	RPI	RPI	RPI	RPI
DIV. I ONLY	3- 14	320	1- 8	168	236	304	304	30	30	
DIV. I NON-CONF.	2- 8	303	2- 4	70	118	231	231	30	30	
TOTALS	RPI 1-25	RPI 26-50	W-L RECORDS	RPI 51-100	RPI 101-150	RPI 150+				
3- 14	0- 2	0- 2	OVERALL	0- 2	0- 0	3- 8				
3- 3	0- 0	0- 0	HOME	0- 1	0- 0	3- 2				
0- 10	0- 2	0- 1	AWAY	0- 1	0- 0	0- 6				
0- 1	0- 0	0- 1	NEUTRAL	0- 0	0- 0	0- 0				
2- 8	0- 2	0- 2	NON-CONFERENCE	0- 1	0- 0	2- 3				
2- 0	0- 0	0- 0	HOME	0- 0	0- 0	2- 0				
0- 7	0- 2	0- 1	AWAY	0- 1	0- 0	0- 3				
0- 1	0- 0	0- 1	NEUTRAL	0- 0	0- 0	0- 0				
1- 6	0- 0	0- 0	CONFERENCE	0- 1	0- 0	1- 5				
1- 3	0- 0	0- 0	HOME	0- 1	0- 0	1- 2				
0- 3	0- 0	0- 0	AWAY	0- 0	0- 0	0- 3				
0- 0	0- 0	0- 0	NEUTRAL	0- 0	0- 0	0- 0				

RPI 1-25				RPI 26-50				RPI 51-100				RPI 101+ Team's RPI: 304			
RPI	S	Opponent	Score	RPI	S	Opponent	Score	RPI	S	Opponent	Score	RPI	S	Opponent	Score
11	A	South Carolina	47 78	46	N	Saint Joseph's	41 88	57	A	Florida	38 88	156	A	South Carolina St.	54 75
22	A	Georgia	57 94	47	A	San Diego St.	51 72	93	H	Hampton	40 70	179	A	Southern Miss.	38 51
												234	A	Mississippi St.	55 70
												250	H	Florida A&M	49 59
												257	H	North Florida	49 40
												278	A	Coppin St.	53 57
												307	A	Jacksonville	60 72
												313	A	Morgan St.	50 68
												319	H	Bethune-Cookman	41 50
												330	H	Alabama St.	60 48
												335	H	Norfolk St.	62 55
LAST 12 Division I GAMES:															
156	A	South Carolina St.	54 75	46	N	Saint Joseph's	41 88	57	A	Florida	38 88				
319	H	Bethune-Cookman	41 50												
250	H	Florida A&M	49 59	330	H	Alabama St.	60 48								
313	A	Morgan St.	50 68	307	A	Jacksonville	60 72								
278	A	Coppin St.	53 57	257	H	North Florida	49 40								
47	A	San Diego St.	51 72	93	H	Hampton	40 70								

Non-Div I Games: Trinity Baptist 66 41 Talladega 58 56 Columbia (SC) 89 55

Savannah St.

Loss, Non-Conf, S Site, H Home A Away N Neutral

Average RPI Win:	215	WON-LOST	WINNING	LAST 10	STRENGTH OF	OPP. STRENGTH	TEAM	ADJ.	CONF.	ADJ CONF.
Average RPI Loss:	171	RECORD	PCT. RANK	GAMES	SCHEDULE	OF SCHEDULE	RPI	RPI	RPI	RPI
DIV. I ONLY	11- 7	100	8- 2	260	199	172	172	25	25	
DIV. I NON-CONF.	3- 6	242	1- 2	228	146	289	289	24	24	
TOTALS	RPI 1-25	RPI 26-50	W-L RECORDS	RPI 51-100	RPI 101-150	RPI 150+				
11- 7	0- 1	0- 0	OVERALL	0- 2	1- 0	10- 4				
7- 3	0- 1	0- 0	HOME	0- 1	1- 0	6- 1				
4- 4	0- 0	0- 0	AWAY	0- 1	0- 0	4- 3				
0- 0	0- 0	0- 0	NEUTRAL	0- 0	0- 0	0- 0				
3- 6	0- 1	0- 0	NON-CONFERENCE	0- 2	1- 0	2- 3				
3- 3	0- 1	0- 0	HOME	0- 1	1- 0	2- 1				
0- 3	0- 0	0- 0	AWAY	0- 1	0- 0	0- 2				
0- 0	0- 0	0- 0	NEUTRAL	0- 0	0- 0	0- 0				
8- 1	0- 0	0- 0	CONFERENCE	0- 0	0- 0	8- 1				
4- 0	0- 0	0- 0	HOME	0- 0	0- 0	4- 0				
4- 1	0- 0	0- 0	AWAY	0- 0	0- 0	4- 1				
0- 0	0- 0	0- 0	NEUTRAL	0- 0	0- 0	0- 0				

RPI 1-25				RPI 26-50				RPI 51-100				RPI 101+ Team's RPI: 172			
RPI	S	Opponent	Score	RPI	S	Opponent	Score	RPI	S	Opponent	Score	RPI	S	Opponent	Score
23	H	Pacific	70 71					62	H	Washington	75 77	131	H	Sacred Heart	74 70
								92	A	BYU	62 70	160	A	Idaho	76 71
												178	H	Louisiana Tech	64 47
												190	H	Utah St.	71 68
												196	H	Portland	63 61
												207	A	Pepperdine	64 70
												215	H	Portland St.	72 59
												223	A	New Mexico St.	60 54
												231	A	Denver	69 66
												256	A	UTSA	55 65
												263	H	San Jose St.	72 60
												268	A	Colorado St.	55 58
												281	A	Texas St.	70 58
												288	H	UC Irvine	60 61
												302	H	Texas-Arlington	69 53
LAST 12 Division I GAMES:															
281	A	Texas St.	70 58	263	H	San Jose St.	72 60								
256	A	UTSA	55 65	190	H	Utah St.	71 68								
178	H	Louisiana Tech	64 47	160	A	Idaho	76 71								
302	H	Texas-Arlington	69 53	92	A	BYU	62 70								
231	A	Denver	69 66	207	A	Pepperdine	64 70								
223	A	New Mexico St.	60 54	215	H	Portland St.	72 59								

Non-Div I Games:

Seattle

Average RPI Win: 237	WON-LOST	WINNING	LAST 10	STRENGTH OF	OPP. STRENGTH	TEAM	ADJ.	CONF.	ADJ CONF.
Average RPI Loss: 92	RECORD	PCT. RANK	GAMES	SCHEDULE	OF SCHEDULE	RPI	RPI	RPI	RPI
DIV. I ONLY	8- 12	222	5- 5	150	107	235	235	5	5
DIV. I NON-CONF.	5- 8	222	2- 3	197	230	270	270	4	4
TOTALS	RPI 1-25	RPI 26-50	W-L RECORDS	RPI 51-100	RPI 101-150	RPI 150+			
8- 12	0- 1	0- 2	OVERALL	1- 4	0- 3	7- 2			
7- 5	0- 1	0- 0	HOME	1- 2	0- 1	6- 1			
1- 5	0- 0	0- 2	AWAY	0- 1	0- 2	1- 0			
0- 2	0- 0	0- 0	NEUTRAL	0- 1	0- 0	0- 1			
5- 8	0- 1	0- 1	NON-CONFERENCE	0- 1	0- 3	5- 2			
5- 3	0- 1	0- 0	HOME	0- 0	0- 1	5- 1			
0- 3	0- 0	0- 1	AWAY	0- 0	0- 2	0- 0			
0- 2	0- 0	0- 0	NEUTRAL	0- 1	0- 0	0- 1			
3- 4	0- 0	0- 1	CONFERENCE	1- 3	0- 0	2- 0			
2- 2	0- 0	0- 0	HOME	1- 2	0- 0	1- 0			
1- 2	0- 0	0- 1	AWAY	0- 1	0- 0	1- 0			
0- 0	0- 0	0- 0	NEUTRAL	0- 0	0- 0	0- 0			

RPI 1-25				RPI 26-50				RPI 51-100				RPI 101+ Team's RPI: 235			
RPI	S	Opponent	Score	RPI	S	Opponent	Score	RPI	S	Opponent	Score	RPI	S	Opponent	Score
11	H	South Carolina	42 55	32	A	Michigan	29 72	55	H	South Fla.	52 74	121	A	Temple	38 54
				39	A	Georgetown	50 70	58	H	Marquette	53 56	126	H	Memphis	58 65
								61	A	St. John's (NY)	46 72	133	A	Wake Forest	63 64
								63	N	Wyoming	45 55	184	A	Cincinnati	64 56
								66	H	Rutgers	45 42	188	N	South Dakota	55 71
												193	H	Pittsburgh	69 56
												214	H	Mt. St. Mary's	64 74
												230	H	Lafayette	60 54
												280	H	Siena	57 48
												296	H	NJIT	69 66
												305	H	Wofford	57 53
												345	H	New Orleans	82 35
LAST 12 Division I GAMES:															
66	H	Rutgers	45 42	193	H	Pittsburgh	69 56								
55	H	South Fla.	52 74	305	H	Wofford	57 53								
39	A	Georgetown	50 70	126	H	Memphis	58 65								
58	H	Marquette	53 56	345	H	New Orleans	82 35								
61	A	St. John's (NY)	46 72	214	H	Mt. St. Mary's	64 74								
184	A	Cincinnati	64 56	133	A	Wake Forest	63 64								

Non-Div I Games:

Seton Hall

Average RPI Win:	290	WON-LOST	WINNING	LAST 10	STRENGTH OF	OPP. STRENGTH	TEAM	ADJ.	CONF.	ADJ CONF.
Average RPI Loss:	171	RECORD	PCT. RANK	GAMES	SCHEDULE	OF SCHEDULE	RPI	RPI	RPI	RPI
DIV. I ONLY	7- 11	230	4- 6	307	261	280	280	24	24	
DIV. I NON-CONF.	4- 7	230	2- 3	272	247	261	261	22	22	
TOTALS	RPI 1-25	RPI 26-50	W-L RECORDS	RPI 51-100	RPI 101-150	RPI 150+				
7- 11	0- 1	0- 0	OVERALL	0- 1	0- 3	7- 6				
4- 4	0- 1	0- 0	HOME	0- 1	0- 1	4- 1				
3- 7	0- 0	0- 0	AWAY	0- 0	0- 2	3- 5				
0- 0	0- 0	0- 0	NEUTRAL	0- 0	0- 0	0- 0				
4- 7	0- 1	0- 0	NON-CONFERENCE	0- 1	0- 1	4- 4				
2- 3	0- 1	0- 0	HOME	0- 1	0- 0	2- 1				
2- 4	0- 0	0- 0	AWAY	0- 0	0- 1	2- 3				
0- 0	0- 0	0- 0	NEUTRAL	0- 0	0- 0	0- 0				
3- 4	0- 0	0- 0	CONFERENCE	0- 0	0- 2	3- 2				
2- 1	0- 0	0- 0	HOME	0- 0	0- 1	2- 0				
1- 3	0- 0	0- 0	AWAY	0- 0	0- 1	1- 2				
0- 0	0- 0	0- 0	NEUTRAL	0- 0	0- 0	0- 0				

RPI 1-25				RPI 26-50				RPI 51-100				RPI 101+ Team's RPI: 280			
RPI	S	Opponent	Score	RPI	S	Opponent	Score	RPI	S	Opponent	Score	RPI	S	Opponent	Score
21	H	Dayton	53 91					98	H	Albany (NY)	48 65	131	A	Sacred Heart	60 61
												132	A	Fairfield	43 50
												132	H	Fairfield	59 66
												167	H	N.C. A&T	47 49
												193	A	Pittsburgh	50 75
												224	H	Loyola Maryland	62 52
												235	A	Seton Hall	48 57
												236	H	Fairleigh Dickinson	76 56
												240	A	Canisius	62 65
												245	A	Niagara	62 70
												269	A	Massachusetts	57 51
												291	A	Rhode Island	39 47
												314	A	Binghamton	62 44
												322	H	Manhattan	62 55
												326	H	Maine	53 50
												337	A	Saint Peter's	75 60
LAST 12 Division I GAMES:															
132	A	Fairfield	43 50	240	A	Canisius	62 65								
224	H	Loyola Maryland	62 52	131	A	Sacred Heart	60 61								
337	A	Saint Peter's	75 60	269	A	Massachusetts	57 51								
322	H	Manhattan	62 55	21	H	Dayton	53 91								
132	H	Fairfield	59 66	326	H	Maine	53 50								
245	A	Niagara	62 70	98	H	Albany (NY)	48 65								

Non-Div I Games:

Siena

Average RPI Win:	201	WON-LOST	WINNING	LAST 10	STRENGTH OF	OPP. STRENGTH	TEAM	ADJ.	CONF.	ADJ CONF.
Average RPI Loss:	119	RECORD	PCT. RANK	GAMES	SCHEDULE	OF SCHEDULE	RPI	RPI	RPI	RPI
DIV. I ONLY	11- 8	123	5- 5	190	146	139	139	13	13	
DIV. I NON-CONF.	6- 2	55	1- 1	264	239	91	91	13	13	
TOTALS	RPI 1-25	RPI 26-50	W-L RECORDS	RPI 51-100	RPI 101-150	RPI 150+				
11- 8	0- 0	0- 1	OVERALL	1- 3	3- 1	7- 3				
6- 3	0- 0	0- 1	HOME	1- 1	2- 1	3- 0				
4- 5	0- 0	0- 0	AWAY	0- 2	0- 0	4- 3				
1- 0	0- 0	0- 0	NEUTRAL	0- 0	1- 0	0- 0				
6- 2	0- 0	0- 0	NON-CONFERENCE	0- 1	2- 0	4- 1				
3- 0	0- 0	0- 0	HOME	0- 0	1- 0	2- 0				
2- 2	0- 0	0- 0	AWAY	0- 1	0- 0	2- 1				
1- 0	0- 0	0- 0	NEUTRAL	0- 0	1- 0	0- 0				
5- 6	0- 0	0- 1	CONFERENCE	1- 2	1- 1	3- 2				
3- 3	0- 0	0- 1	HOME	1- 1	1- 1	1- 0				
2- 3	0- 0	0- 0	AWAY	0- 1	0- 0	2- 2				
0- 0	0- 0	0- 0	NEUTRAL	0- 0	0- 0	0- 0				

RPI S	Opponent	Score	RPI S	Opponent	Score	RPI S	Opponent	Score	RPI S	Opponent	Score	Team's RPI: 139
48	H Middle Tenn.	39 60	71	A Cal St. Northridge	40 47	116	N Detroit	59 56	123	H UALR	40 49	
			75	H Western Ky.	56 46	125	H Sam Houston St.	71 61	130	H Arkansas St.	53 47	
			95	A FIU	49 63	151	A UCF	54 55	173	A Fla. Atlantic	56 67	
			95	H FIU	46 50	179	H Southern Miss.	69 67	199	A North Texas	47 67	
						212	H Tennessee St.	59 43	238	A La.-Lafayette	53 43	
						261	A Southern U.	63 41	265	A La.-Monroe	55 45	
						265	H La.-Monroe	61 51	344	A Houston Baptist	83 53	
LAST 12 Division I GAMES:												
95	H FIU	46 50	265	A La.-Monroe	55 45							
75	H Western Ky.	56 46	130	H Arkansas St.	53 47							
265	H La.-Monroe	61 51	123	H UALR	40 49							
199	A North Texas	47 67	151	A UCF	54 55							
238	A La.-Lafayette	53 43	125	H Sam Houston St.	71 61							
48	H Middle Tenn.	39 60	95	A FIU	49 63							

Non-Div I Games: Spring Hill 86 52

South Ala.

■ Loss,
 ■ Non-Conf,
 ■ S Site,
 ■ Home
 ■ A Away
 N Neutral

South Carolina

Through Games Of Sunday, January 27, 2013

Average RPI Win:	138	WON-LOST	WINNING	LAST 10	STRENGTH OF	OPP. STRENGTH	TEAM	ADJ.	CONF.	ADJ CONF.
Average RPI Loss:	9	RECORD	PCT. RANK	GAMES	SCHEDULE	OF SCHEDULE	RPI	RPI	RPI	RPI
DIV. I ONLY	18- 3	15	8- 2	15	43	11	11	3	3	
DIV. I NON-CONF.	12- 1	4	3- 1	76	89	19	19	6	6	
TOTALS	RPI 1-25	RPI 26-50	W-L RECORDS	RPI 51-100	RPI 101-150	RPI 150+				
18- 3	2- 3	1- 0	OVERALL	6- 0	0- 0	9- 0				
10- 2	1- 2	1- 0	HOME	2- 0	0- 0	6- 0				
5- 1	0- 1	0- 0	AWAY	2- 0	0- 0	3- 0				
3- 0	1- 0	0- 0	NEUTRAL	2- 0	0- 0	0- 0				
12- 1	1- 1	0- 0	NON-CONFERENCE	3- 0	0- 0	8- 0				
7- 1	0- 1	0- 0	HOME	1- 0	0- 0	6- 0				
2- 0	0- 0	0- 0	AWAY	0- 0	0- 0	2- 0				
3- 0	1- 0	0- 0	NEUTRAL	2- 0	0- 0	0- 0				
6- 2	1- 2	1- 0	CONFERENCE	3- 0	0- 0	1- 0				
3- 1	1- 1	1- 0	HOME	1- 0	0- 0	0- 0				
3- 1	0- 1	0- 0	AWAY	2- 0	0- 0	1- 0				
0- 0	0- 0	0- 0	NEUTRAL	0- 0	0- 0	0- 0				

RPI 1-25				Team's RPI: 11	RPI 26-50				RPI 51-100				RPI 101+			
RPI	S	Opponent	Score		RPI	S	Opponent	Score	RPI	S	Opponent	Score	RPI	S	Opponent	Score
1	H	Stanford	49 53		30	H	Vanderbilt	64 48	57	A	Florida	52 44	156	H	South Carolina St.	65 45
5	H	Tennessee	53 73						60	N	FGCU	65 46	162	H	Elon	77 44
9	H	Kentucky	55 50						64	H	LSU	66 59	170	H	Clemson	64 43
22	A	Georgia	40 42						69	A	Arkansas	43 40	178	A	Louisiana Tech	82 58
24	N	DePaul	55 46						81	H	Drexel	58 55	234	A	Mississippi St.	60 46
									93	N	Hampton	45 34	235	A	Seton Hall	55 42
													243	H	Furman	69 35
													304	H	Savannah St.	78 47
													323	H	Western Caro.	66 44
LAST 12 Division I GAMES:																
69	A	Arkansas	43 40		234	A	Mississippi St.	60 46								
9	H	Kentucky	55 50		5	H	Tennessee	53 73								
57	A	Florida	52 44		323	H	Western Caro.	66 44								
64	H	LSU	66 59		156	H	South Carolina St.	65 45								
22	A	Georgia	40 42		1	H	Stanford	49 53								
30	H	Vanderbilt	64 48		243	H	Furman	69 35								

Non-Div I Games:

South Carolina

Loss, Non-Conf, S Site, H Home A Away N Neutral

Average RPI Win:	272	WON-LOST	WINNING	LAST 10	STRENGTH OF	OPP. STRENGTH	TEAM	ADJ.	CONF.	ADJ CONF.
Average RPI Loss:	133	RECORD	PCT. RANK	GAMES	SCHEDULE	OF SCHEDULE	RPI	RPI	RPI	RPI
DIV. I ONLY	10- 6	96	6- 4	254	294	156	156	30	30	
DIV. I NON-CONF.	6- 3	84	4- 2	129	223	61	61	30	30	
TOTALS	RPI 1-25	RPI 26-50	W-L RECORDS	RPI 51-100	RPI 101-150	RPI 150+				
10- 6	0- 2	0- 0	OVERALL	0- 1	0- 1	10- 2				
6- 2	0- 0	0- 0	HOME	0- 1	0- 0	6- 1				
4- 4	0- 2	0- 0	AWAY	0- 0	0- 1	4- 1				
0- 0	0- 0	0- 0	NEUTRAL	0- 0	0- 0	0- 0				
6- 3	0- 2	0- 0	NON-CONFERENCE	0- 0	0- 1	6- 0				
3- 0	0- 0	0- 0	HOME	0- 0	0- 0	3- 0				
3- 3	0- 2	0- 0	AWAY	0- 0	0- 1	3- 0				
0- 0	0- 0	0- 0	NEUTRAL	0- 0	0- 0	0- 0				
4- 3	0- 0	0- 0	CONFERENCE	0- 1	0- 0	4- 2				
3- 2	0- 0	0- 0	HOME	0- 1	0- 0	3- 1				
1- 1	0- 0	0- 0	AWAY	0- 0	0- 0	1- 1				
0- 0	0- 0	0- 0	NEUTRAL	0- 0	0- 0	0- 0				

RPI 1-25				RPI 26-50				RPI 51-100				RPI 101+ Team's RPI: 156			
RPI	S	Opponent	Score	RPI	S	Opponent	Score	RPI	S	Opponent	Score	RPI	S	Opponent	Score
11	A	South Carolina	45 65					93	H	Hampton	46 59	142	A	Old Dominion	63 79
22	A	Georgia	46 62									152	A	Presbyterian	60 55
												170	A	Clemson	67 55
												181	H	Winthrop	62 52
												250	H	Florida A&M	56 61
												278	A	Coppin St.	56 69
												304	H	Savannah St.	75 54
												307	H	Jacksonville	68 45
												310	H	Coastal Caro.	78 55
												313	A	Morgan St.	83 74
												319	H	Bethune-Cookman	58 39
												331	A	Charleston So.	73 57
												335	H	Norfolk St.	62 59
LAST 12 Division I GAMES:															
304	H	Savannah St.	75 54	142	A	Old Dominion	63 79								
250	H	Florida A&M	56 61	11	A	South Carolina	45 65								
319	H	Bethune-Cookman	58 39	310	H	Coastal Caro.	78 55								
278	A	Coppin St.	56 69	331	A	Charleston So.	73 57								
313	A	Morgan St.	83 74	170	A	Clemson	67 55								
181	H	Winthrop	62 52	335	H	Norfolk St.	62 59								

Non-Div I Games: Southern Wesleyan 94 46 Claflin 77 42

South Carolina St.

Loss, Non-Conf, S Site, H Home A Away N Neutral

Average RPI Win:	252	WON-LOST	WINNING	LAST 10	STRENGTH OF	OPP. STRENGTH	TEAM	ADJ.	CONF.	ADJ CONF.
Average RPI Loss:	148	RECORD	PCT. RANK	GAMES	SCHEDULE	OF SCHEDULE	RPI	RPI	RPI	RPI
DIV. I ONLY	9- 10	173	6- 4	230	184	188	188	20	20	
DIV. I NON-CONF.	4- 8	242	1- 3	208	194	239	239	19	19	
TOTALS	RPI 1-25	RPI 26-50	W-L RECORDS	RPI 51-100	RPI 101-150	RPI 150+				
9- 10	0- 0	0- 2	OVERALL	0- 1	0- 2	9- 5				
4- 2	0- 0	0- 1	HOME	0- 0	0- 1	4- 0				
4- 8	0- 0	0- 1	AWAY	0- 1	0- 1	4- 5				
1- 0	0- 0	0- 0	NEUTRAL	0- 0	0- 0	1- 0				
4- 8	0- 0	0- 2	NON-CONFERENCE	0- 0	0- 2	4- 4				
2- 2	0- 0	0- 1	HOME	0- 0	0- 1	2- 0				
1- 6	0- 0	0- 1	AWAY	0- 0	0- 1	1- 4				
1- 0	0- 0	0- 0	NEUTRAL	0- 0	0- 0	1- 0				
5- 2	0- 0	0- 0	CONFERENCE	0- 1	0- 0	5- 1				
2- 0	0- 0	0- 0	HOME	0- 0	0- 0	2- 0				
3- 2	0- 0	0- 0	AWAY	0- 1	0- 0	3- 1				
0- 0	0- 0	0- 0	NEUTRAL	0- 0	0- 0	0- 0				

RPI	S	Opponent	Score	RPI	S	Opponent	Score	RPI	S	Opponent	Score	RPI	S	Opponent	Score	Team's RPI: 188
29	H	Creighton	49 53	67	A	South Dakota St.	60 72	122	A	UNI	50 63	135	H	Idaho St.	45 69	
49	A	Kansas St.	54 68					154	A	IUPUI	76 56	180	A	Cleveland St.	46 60	
								190	A	Utah St.	69 70	207	A	Pepperdine	54 70	
								232	A	Western Ill.	63 60	233	A	Boise St.	50 52	
								235	N	Seton Hall	71 55	247	H	Neb. Omaha	62 57	
								254	H	Oakland	64 49	264	A	North Dakota St.	73 52	
								270	A	UMKC	56 60	283	A	Drake	74 69	
								292	H	IPFW	82 51	311	H	Utah Valley	72 48	
LAST 12 Division I GAMES:																
154	A	IUPUI	76 56	264	A	North Dakota St.	73 52									
232	A	Western Ill.	63 60	247	H	Neb. Omaha	62 57									
254	H	Oakland	64 49	233	A	Boise St.	50 52									
292	H	IPFW	82 51	190	A	Utah St.	69 70									
270	A	UMKC	56 60	49	A	Kansas St.	54 68									
67	A	South Dakota St.	60 72	311	H	Utah Valley	72 48									

Non-Div I Games: Dakota St. 90 35 Peru St. 93 37

South Dakota

Loss, Non-Conf, S Site, H Home A Away N Neutral

Average RPI Win:	194	WON-LOST	WINNING	LAST 10	STRENGTH OF	OPP. STRENGTH	TEAM	ADJ.	CONF.	ADJ CONF.
Average RPI Loss:	52	RECORD	PCT. RANK	GAMES	SCHEDULE	OF SCHEDULE	RPI	RPI	RPI	RPI
DIV. I ONLY	15- 6	62	9- 1	128	61	67	67	20	20	
DIV. I NON-CONF.	9- 5	98	4- 1	62	9	53	53	19	19	
TOTALS	RPI 1-25	RPI 26-50	W-L RECORDS	RPI 51-100	RPI 101-150	RPI 150+				
15- 6	0- 2	3- 2	OVERALL	0- 1	1- 0	11- 1				
8- 3	0- 0	2- 1	HOME	0- 1	0- 0	6- 1				
6- 2	0- 1	1- 1	AWAY	0- 0	1- 0	4- 0				
1- 1	0- 1	0- 0	NEUTRAL	0- 0	0- 0	1- 0				
9- 5	0- 2	3- 2	NON-CONFERENCE	0- 1	1- 0	5- 0				
4- 2	0- 0	2- 1	HOME	0- 1	0- 0	2- 0				
4- 2	0- 1	1- 1	AWAY	0- 0	1- 0	2- 0				
1- 1	0- 1	0- 0	NEUTRAL	0- 0	0- 0	1- 0				
6- 1	0- 0	0- 0	CONFERENCE	0- 0	0- 0	6- 1				
4- 1	0- 0	0- 0	HOME	0- 0	0- 0	4- 1				
2- 0	0- 0	0- 0	AWAY	0- 0	0- 0	2- 0				
0- 0	0- 0	0- 0	NEUTRAL	0- 0	0- 0	0- 0				

RPI 1-25				RPI 26-50				RPI 51-100				Team's RPI: 67	RPI 101+			
RPI	S	Opponent	Score	RPI	S	Opponent	Score	RPI	S	Opponent	Score		RPI	S	Opponent	Score
7	A	Penn St.	50 60	29	H	Creighton	54 63	58	H	Marquette	74 77		122	A	UNI	61 49
13	N	Villanova	47 71	38	H	Nebraska	60 55						154	H	IUPUI	56 57
				39	A	Georgetown	64 58						168	N	Washington St.	65 56
				48	H	Middle Tenn.	63 56						188	H	South Dakota	72 60
				50	A	Central Mich.	62 88						209	H	Eastern Mich.	66 65
													232	H	Western Ill.	86 51
													247	A	Neb. Omaha	74 64
													254	A	Oakland	64 43
													260	H	Delaware St.	72 57
													264	H	North Dakota St.	76 57
													270	H	UMKC	82 47
													279	A	Northern Ill.	59 58
													292	A	IPFW	66 64
LAST 12 Division I GAMES:																
247	A	Neb. Omaha	74 64	270	H	UMKC	82 47									
154	H	IUPUI	56 57	264	H	North Dakota St.	76 57									
232	H	Western Ill.	86 51	39	A	Georgetown	64 58									
292	A	IPFW	66 64	260	H	Delaware St.	72 57									
254	A	Oakland	64 43	7	A	Penn St.	50 60									
188	H	South Dakota	72 60	122	A	UNI	61 49									

Non-Div I Games:

South Dakota St.

Average RPI Win:	195	WON-LOST	WINNING	LAST 10	STRENGTH OF	OPP. STRENGTH	TEAM	ADJ.	CONF.	ADJ CONF.
Average RPI Loss:	22	RECORD	PCT. RANK	GAMES	SCHEDULE	OF SCHEDULE	RPI	RPI	RPI	RPI
DIV. I ONLY	14- 5	52	6- 4	88	63	55	55	5	5	
DIV. I NON-CONF.	11- 2	23	4- 2	187	139	71	71	4	4	
TOTALS	RPI 1-25	RPI 26-50	W-L RECORDS	RPI 51-100	RPI 101-150	RPI 150+				
14- 5	0- 3	0- 2	OVERALL	2- 0	2- 0	10- 0				
9- 2	0- 1	0- 1	HOME	2- 0	2- 0	5- 0				
4- 2	0- 0	0- 0	AWAY	0- 0	0- 0	4- 0				
1- 1	0- 0	0- 1	NEUTRAL	0- 0	0- 0	1- 0				
11- 2	0- 0	0- 2	NON-CONFERENCE	1- 0	2- 0	8- 0				
7- 1	0- 0	0- 1	HOME	1- 0	2- 0	4- 0				
3- 0	0- 0	0- 0	AWAY	0- 0	0- 0	3- 0				
1- 1	0- 0	0- 1	NEUTRAL	0- 0	0- 0	1- 0				
3- 3	0- 3	0- 0	CONFERENCE	1- 0	0- 0	2- 0				
2- 1	0- 1	0- 0	HOME	1- 0	0- 0	1- 0				
1- 2	0- 2	0- 0	AWAY	0- 0	0- 0	1- 0				
0- 0	0- 0	0- 0	NEUTRAL	0- 0	0- 0	0- 0				

RPI 1-25				RPI 26-50				RPI 51-100				Team's RPI: 55	RPI 101+			
RPI	S	Opponent	Score	RPI	S	Opponent	Score	RPI	S	Opponent	Score		RPI	S	Opponent	Score
6	H	Notre Dame	71 75	29	N	Creighton	74 91	58	H	Marquette	58 48		106	H	Stetson	70 48
13	A	Villanova	49 52	38	H	Nebraska	52 62	60	H	FGCU	67 46		116	H	Detroit	74 60
24	A	DePaul	75 91										170	A	Clemson	75 73
													182	H	Bradley	60 50
													184	H	Cincinnati	77 44
													220	H	North Dakota	85 58
													235	A	Seton Hall	74 52
													244	N	Nevada	71 46
													250	H	Florida A&M	100 75
													257	H	North Florida	66 44
													307	A	Jacksonville	92 52
													340	A	UNC Asheville	77 29
LAST 12 Division I GAMES:																
58	H	Marquette	58 48	116	H	Detroit	74 60									
235	A	Seton Hall	74 52	250	H	Florida A&M	100 75									
13	A	Villanova	49 52	29	N	Creighton	74 91									
184	H	Cincinnati	77 44	244	N	Nevada	71 46									
24	A	DePaul	75 91	38	H	Nebraska	52 62									
6	H	Notre Dame	71 75	307	A	Jacksonville	92 52									

Non-Div I Games:

South Fla.

Average RPI Win:	222	WON-LOST	WINNING	LAST 10	STRENGTH OF	OPP. STRENGTH	TEAM	ADJ.	CONF.	ADJ CONF.
Average RPI Loss:	167	RECORD	PCT. RANK	GAMES	SCHEDULE	OF SCHEDULE	RPI	RPI	RPI	RPI
DIV. I ONLY	8- 12	222	3- 7	227	201	250	250	27	27	
DIV. I NON-CONF.	6- 7	182	2- 3	225	183	197	197	26	26	
TOTALS	RPI 1-25	RPI 26-50	W-L RECORDS	RPI 51-100	RPI 101-150	RPI 150+				
8- 12	0- 0	0- 1	OVERALL	0- 2	2- 2	6- 7				
6- 3	0- 0	0- 0	HOME	0- 0	1- 2	5- 1				
1- 9	0- 0	0- 1	AWAY	0- 2	1- 0	0- 6				
1- 0	0- 0	0- 0	NEUTRAL	0- 0	0- 0	1- 0				
6- 7	0- 0	0- 1	NON-CONFERENCE	0- 2	2- 1	4- 3				
4- 1	0- 0	0- 0	HOME	0- 0	1- 1	3- 0				
1- 6	0- 0	0- 1	AWAY	0- 2	1- 0	0- 3				
1- 0	0- 0	0- 0	NEUTRAL	0- 0	0- 0	1- 0				
2- 5	0- 0	0- 0	CONFERENCE	0- 0	0- 1	2- 4				
2- 2	0- 0	0- 0	HOME	0- 0	0- 1	2- 1				
0- 3	0- 0	0- 0	AWAY	0- 0	0- 0	0- 3				
0- 0	0- 0	0- 0	NEUTRAL	0- 0	0- 0	0- 0				

RPI	S	Opponent	Score	RPI	S	Opponent	Score	RPI	S	Opponent	Score	RPI	S	Opponent	Score	Team's RPI: 250
43	A	Kansas	58 68	75	A	Western Ky.	46 60	108	H	Missouri St.	55 69	130	A	Arkansas St.	52 51	
				85	A	Missouri	51 80	143	H	UT Martin	71 82	144	H	Wright St.	78 66	
								155	A	Eastern Ill.	62 82	163	A	Belmont	58 71	
								169	A	Houston	44 61	175	H	Saint Louis	59 52	
								203	H	Murray St.	70 58	212	A	Tennessee St.	58 68	
								232	H	Western Ill.	56 47	270	A	UMKC	64 69	
								285	H	Morehead St.	64 70	289	H	Ill.-Chicago	67 52	
								294	A	Southern Ill.	57 58	298	N	Tex.-Pan American	55 54	
								306	H	Austin Peay	71 57					
LAST 12 Division I GAMES:																
155	A	Eastern Ill.	62 82	306	H	Austin Peay	71 57									
285	H	Morehead St.	64 70	163	A	Belmont	58 71									
143	H	UT Martin	71 82	108	H	Missouri St.	55 69									
212	A	Tennessee St.	58 68	75	A	Western Ky.	46 60									
175	H	Saint Louis	59 52	232	H	Western Ill.	56 47									
203	H	Murray St.	70 58	294	A	Southern Ill.	57 58									

Non-Div I Games:

Southeast Mo. St.

■ Loss,
 ■ Non-Conf,
 ■ S Site,
 ■ H Home
 ■ A Away
 N Neutral

Average RPI Win:	322	WON-LOST	WINNING	LAST 10	STRENGTH OF	OPP. STRENGTH	TEAM	ADJ.	CONF.	ADJ CONF.
Average RPI Loss:	178	RECORD	PCT. RANK	GAMES	SCHEDULE	OF SCHEDULE	RPI	RPI	RPI	RPI
DIV. I ONLY	6- 11	249	2- 8	329	333	300	300	21	21	
DIV. I NON-CONF.	5- 4	141	2- 2	334	333	215	215	21	21	
TOTALS	RPI 1-25	RPI 26-50	W-L RECORDS	RPI 51-100	RPI 101-150	RPI 150+				
6- 11	0- 1	0- 0	OVERALL	0- 0	0- 3	6- 7				
2- 4	0- 0	0- 0	HOME	0- 0	0- 1	2- 3				
4- 7	0- 1	0- 0	AWAY	0- 0	0- 2	4- 4				
0- 0	0- 0	0- 0	NEUTRAL	0- 0	0- 0	0- 0				
5- 4	0- 1	0- 0	NON-CONFERENCE	0- 0	0- 1	5- 2				
1- 0	0- 0	0- 0	HOME	0- 0	0- 0	1- 0				
4- 4	0- 1	0- 0	AWAY	0- 0	0- 1	4- 2				
0- 0	0- 0	0- 0	NEUTRAL	0- 0	0- 0	0- 0				
1- 7	0- 0	0- 0	CONFERENCE	0- 0	0- 2	1- 5				
1- 4	0- 0	0- 0	HOME	0- 0	0- 1	1- 3				
0- 3	0- 0	0- 0	AWAY	0- 0	0- 1	0- 2				
0- 0	0- 0	0- 0	NEUTRAL	0- 0	0- 0	0- 0				

RPI 1-25				RPI 26-50				RPI 51-100				RPI 101+ Team's RPI: 300			
RPI	S	Opponent	Score	RPI	S	Opponent	Score	RPI	S	Opponent	Score	RPI	S	Opponent	Score
2	A	Baylor	41 106									117	A	Alabama	62 97
												125	H	Sam Houston St.	53 58
												137	A	Lamar	49 58
												171	H	Oral Roberts	62 81
												177	H	Central Ark.	60 76
												197	H	Nicholls St.	65 71
												225	A	Stephen F. Austin	38 80
												250	A	Florida A&M	62 59
												258	A	Ole Miss	85 95
												261	A	Southern U.	56 59
												286	A	Northwestern St.	55 64
												325	A	Jackson St.	66 54
												333	H	A&M-Corpus Christi	66 54
												334	A	Alcorn	59 54
												345	A	New Orleans	76 64
												345	H	New Orleans	69 67
LAST 12 Division I GAMES:															
333	H	A&M-Corpus Christi	66 54	177	H	Central Ark.	60 76								
125	H	Sam Houston St.	53 58	171	H	Oral Roberts	62 81								
286	A	Northwestern St.	55 64	2	A	Baylor	41 106								
225	A	Stephen F. Austin	38 80	334	A	Alcorn	59 54								
197	H	Nicholls St.	65 71	261	A	Southern U.	56 59								
137	A	Lamar	49 58	345	H	New Orleans	69 67								

Non-Div I Games: Mobile 83 53 William Carey 91 69

Southeastern La.

■ Loss,
 ■ Non-Conf, S Site,
 ■ Home
 ■ Away
 N Neutral

Southern California

Through Games Of Sunday, January 27, 2013

Average RPI Win:	160	WON-LOST	WINNING	LAST 10	STRENGTH OF	OPP. STRENGTH	TEAM	ADJ.	CONF.	ADJ CONF.
Average RPI Loss:	46	RECORD	PCT. RANK	GAMES	SCHEDULE	OF SCHEDULE	RPI	RPI	RPI	RPI
DIV. I ONLY	8- 11	205	5- 5	34	12	109	109	6	6	
DIV. I NON-CONF.	3- 8	274	0- 4	21	11	163	163	5	5	
TOTALS	RPI 1-25	RPI 26-50	W-L RECORDS	RPI 51-100	RPI 101-150	RPI 150+				
8- 11	0- 4	0- 3	OVERALL	1- 3	3- 1	4- 0				
5- 7	0- 2	0- 2	HOME	1- 2	2- 1	2- 0				
3- 4	0- 2	0- 1	AWAY	0- 1	1- 0	2- 0				
0- 0	0- 0	0- 0	NEUTRAL	0- 0	0- 0	0- 0				
3- 8	0- 2	0- 3	NON-CONFERENCE	0- 2	2- 1	1- 0				
2- 6	0- 2	0- 2	HOME	0- 1	1- 1	1- 0				
1- 2	0- 0	0- 1	AWAY	0- 1	1- 0	0- 0				
0- 0	0- 0	0- 0	NEUTRAL	0- 0	0- 0	0- 0				
5- 3	0- 2	0- 0	CONFERENCE	1- 1	1- 0	3- 0				
3- 1	0- 0	0- 0	HOME	1- 1	1- 0	1- 0				
2- 2	0- 2	0- 0	AWAY	0- 0	0- 0	2- 0				
0- 0	0- 0	0- 0	NEUTRAL	0- 0	0- 0	0- 0				

RPI 1-25				RPI 26-50				RPI 51-100				RPI 101+ Team's RPI: 109			
RPI	S	Opponent	Score	RPI	S	Opponent	Score	RPI	S	Opponent	Score	RPI	S	Opponent	Score
1	A	Stanford	66 75	30	H	Vanderbilt	56 74	53	H	Gonzaga	52 63	104	H	Arizona	74 57
4	A	California	63 71	38	H	Nebraska	65 74	62	H	Washington	81 72	130	H	Arkansas St.	72 58
12	H	Texas A&M	61 79	47	A	San Diego St.	46 80	78	A	Fresno St.	60 65	136	A	UC Santa Barbara	62 51
17	H	Duke	60 75					83	H	Arizona St.	53 60	147	H	UC Davis	69 78
												168	H	Washington St.	61 59
												200	A	Oregon St.	56 55
												207	H	Pepperdine	65 56
												274	A	Oregon	67 62
LAST 12 Division I GAMES:															
				104	H	Arizona	74 57	274	A	Oregon	67 62				
				83	H	Arizona St.	53 60	200	A	Oregon St.	56 55				
				1	A	Stanford	66 75	30	H	Vanderbilt	56 74				
				4	A	California	63 71	17	H	Duke	60 75				
				168	H	Washington St.	61 59	147	H	UC Davis	69 78				
				62	H	Washington	81 72	12	H	Texas A&M	61 79				

Non-Div I Games:

Southern California

■ Loss,
 ■ Non-Conf, S Site,
 ■ Home
 ■ Away
 N Neutral

Average RPI Win:	270	WON-LOST	WINNING	LAST 10	STRENGTH OF	OPP. STRENGTH	TEAM	ADJ.	CONF.	ADJ CONF.
Average RPI Loss:	165	RECORD	PCT. RANK	GAMES	SCHEDULE	OF SCHEDULE	RPI	RPI	RPI	RPI
DIV. I ONLY	4- 14	305	3- 7	187	262	294	294	9	9	
DIV. I NON-CONF.	3- 8	274	3- 2	287	331	308	308	9	9	
TOTALS	RPI 1-25	RPI 26-50	W-L RECORDS	RPI 51-100	RPI 101-150	RPI 150+				
4- 14	0- 0	0- 1	OVERALL	0- 3	0- 1	4- 9				
2- 6	0- 0	0- 1	HOME	0- 1	0- 1	2- 3				
2- 6	0- 0	0- 0	AWAY	0- 2	0- 0	2- 4				
0- 2	0- 0	0- 0	NEUTRAL	0- 0	0- 0	0- 2				
3- 8	0- 0	0- 0	NON-CONFERENCE	0- 1	0- 0	3- 7				
1- 3	0- 0	0- 0	HOME	0- 0	0- 0	1- 3				
2- 3	0- 0	0- 0	AWAY	0- 1	0- 0	2- 2				
0- 2	0- 0	0- 0	NEUTRAL	0- 0	0- 0	0- 2				
1- 6	0- 0	0- 1	CONFERENCE	0- 2	0- 1	1- 2				
1- 3	0- 0	0- 1	HOME	0- 1	0- 1	1- 0				
0- 3	0- 0	0- 0	AWAY	0- 1	0- 0	0- 2				
0- 0	0- 0	0- 0	NEUTRAL	0- 0	0- 0	0- 0				

RPI	S	Opponent	Score	RPI	S	Opponent	Score	RPI	S	Opponent	Score	RPI	S	Opponent	Score	Team's RPI: 294
29	H	Creighton	60 81	74	H	Wichita St.	59 72	108	H	Missouri St.	72 79	158	A	Evansville	65 71	
				80	A	Illinois St.	41 89	159	A	Indiana St.	57 72	173	N	Fla. Atlantic	81 85	
				85	A	Missouri	47 110	177	H	Central Ark.	46 59	203	A	Murray St.	55 67	
								206	A	SIU Edwardsville	68 63	218	N	Radford	62 85	
								250	H	Southeast Mo. St.	58 57	273	H	Marshall	66 70	
								283	H	Drake	77 70	287	A	Loyola Chicago	73 82	
								292	H	IPFW	65 78	341	A	Chicago St.	69 66	
LAST 12 Division I GAMES:																
108	H	Missouri St.	72 79	29	H	Creighton	60 81	341	A	Chicago St.	69 66	206	A	SIU Edwardsville	68 63	
74	H	Wichita St.	59 72	85	A	Missouri	47 110	273	H	Marshall	66 70	250	H	Southeast Mo. St.	58 57	
80	A	Illinois St.	41 89	283	H	Drake	77 70									
159	A	Indiana St.	57 72													
158	A	Evansville	65 71													

Non-Div I Games:

Southern Ill.

Average RPI Win: 223	WON-LOST	WINNING	LAST 10	STRENGTH OF	OPP. STRENGTH	TEAM	ADJ.	CONF.	ADJ CONF.
Average RPI Loss: 142	RECORD	PCT. RANK	GAMES	SCHEDULE	OF SCHEDULE	RPI	RPI	RPI	RPI
DIV. I ONLY	9- 8	151	5- 4	224	179	179	179	10	10
DIV. I NON-CONF.	6- 5	146	2- 2	281	283	203	203	11	11
TOTALS	RPI 1-25	RPI 26-50	W-L RECORDS	RPI 51-100	RPI 101-150	RPI 150+			
9- 8	0- 0	0- 0	OVERALL	0- 2	2- 4	7- 2			
6- 2	0- 0	0- 0	HOME	0- 2	2- 0	4- 0			
3- 6	0- 0	0- 0	AWAY	0- 0	0- 4	3- 2			
0- 0	0- 0	0- 0	NEUTRAL	0- 0	0- 0	0- 0			
6- 5	0- 0	0- 0	NON-CONFERENCE	0- 1	1- 3	5- 1			
4- 1	0- 0	0- 0	HOME	0- 1	1- 0	3- 0			
2- 4	0- 0	0- 0	AWAY	0- 0	0- 3	2- 1			
0- 0	0- 0	0- 0	NEUTRAL	0- 0	0- 0	0- 0			
3- 3	0- 0	0- 0	CONFERENCE	0- 1	1- 1	2- 1			
2- 1	0- 0	0- 0	HOME	0- 1	1- 0	1- 0			
1- 2	0- 0	0- 0	AWAY	0- 0	0- 1	1- 1			
0- 0	0- 0	0- 0	NEUTRAL	0- 0	0- 0	0- 0			

RPI S	Opponent	Score	RPI S	Opponent	Score	RPI S	Opponent	Score	RPI S	Opponent	Score	Team's RPI: 179
						76	H SMU	69 79	123	A UALR	45 64	
						93	H Hampton	41 78	126	A Memphis	57 63	
									128	H Rice	76 57	
									139	A South Ala.	67 69	
									143	A UT Martin	80 87	
									149	H McNeese St.	68 59	
									151	A UCF	62 57	
									169	A Houston	70 81	
									177	H Central Ark.	53 44	
									234	H Mississippi St.	61 59	
									250	A Florida A&M	88 71	
									265	A La.-Monroe	55 73	
									273	H Marshall	48 46	
									304	H Savannah St.	51 38	
									345	A New Orleans	69 59	
LAST 12 Division I GAMES:												
128	H Rice	76 57	345	A New Orleans	69 59							
169	A Houston	70 81	177	H Central Ark.	53 44							
151	A UCF	62 57	143	A UT Martin	80 87							
76	H SMU	69 79	265	A La.-Monroe	55 73							
126	A Memphis	57 63	123	A UALR	45 64							
273	H Marshall	48 46	234	H Mississippi St.	61 59							

Non-Div I Games: William Carey 76 46 Loyola (LA) 79 63

Southern Miss.

Loss, Non-Conf, S Site, H Home A Away N Neutral

Average RPI Win:	292	WON-LOST	WINNING	LAST 10	STRENGTH OF	OPP. STRENGTH	TEAM	ADJ.	CONF.	ADJ CONF.
Average RPI Loss:	156	RECORD	PCT. RANK	GAMES	SCHEDULE	OF SCHEDULE	RPI	RPI	RPI	RPI
DIV. I ONLY	9- 11	192	8- 2	310	277	261	261	31	31	
DIV. I NON-CONF.	1- 10	324	1- 2	142	125	311	311	31	31	
TOTALS	RPI 1-25	RPI 26-50	W-L RECORDS	RPI 51-100	RPI 101-150	RPI 150+				
9- 11	0- 1	0- 0	OVERALL	0- 3	0- 2	9- 5				
5- 3	0- 0	0- 0	HOME	0- 0	0- 2	5- 1				
4- 5	0- 1	0- 0	AWAY	0- 3	0- 0	4- 1				
0- 3	0- 0	0- 0	NEUTRAL	0- 0	0- 0	0- 3				
1- 10	0- 1	0- 0	NON-CONFERENCE	0- 3	0- 2	1- 4				
1- 3	0- 0	0- 0	HOME	0- 0	0- 2	1- 1				
0- 4	0- 1	0- 0	AWAY	0- 3	0- 0	0- 0				
0- 3	0- 0	0- 0	NEUTRAL	0- 0	0- 0	0- 3				
8- 1	0- 0	0- 0	CONFERENCE	0- 0	0- 0	8- 1				
4- 0	0- 0	0- 0	HOME	0- 0	0- 0	4- 0				
4- 1	0- 0	0- 0	AWAY	0- 0	0- 0	4- 1				
0- 0	0- 0	0- 0	NEUTRAL	0- 0	0- 0	0- 0				

RPI	S	Opponent	Score	RPI	S	Opponent	Score	RPI	S	Opponent	Score	RPI	S	Opponent	Score	Team's RPI: 261
12	A	Texas A&M	48 88					66	A	Rutgers	49 63	124	H	Tulane	45 65	
								70	A	Ohio St.	50 73	139	H	South Ala.	41 63	
								82	A	Fordham	44 56	187	H	Texas Southern	72 60	
												189	N	St. Bonaventure	36 56	
												206	N	SIU Edwardsville	53 55	
												238	H	La.-Lafayette	69 71	
												248	H	Prairie View	60 55	
												273	N	Marshall	47 57	
												284	H	Mississippi Val.	73 62	
												297	A	Alabama A&M	76 63	
												300	H	Southeastern La.	59 56	
												318	A	Grambling	76 92	
												321	H	Ark.-Pine Bluff	67 44	
												325	A	Jackson St.	72 59	
												330	A	Alabama St.	57 44	
												334	A	Alcorn	64 53	
LAST 12 Division I GAMES:																
334	A	Alcorn	64 53	318	A	Grambling	76 92									
297	A	Alabama A&M	76 63	248	H	Prairie View	60 55									
330	A	Alabama St.	57 44	187	H	Texas Southern	72 60									
284	H	Mississippi Val.	73 62	70	A	Ohio St.	50 73									
321	H	Ark.-Pine Bluff	67 44	300	H	Southeastern La.	59 56									
325	A	Jackson St.	72 59	66	A	Rutgers	49 63									

Non-Div I Games:

Southern U.

■ Loss,
 ■ Non-Conf,
 ■ S Site,
 ■ Home
 ■ A Away
 N Neutral

Southern Utah

Through Games Of Sunday, January 27, 2013

Average RPI Win:	274	WON-LOST	WINNING	LAST 10	STRENGTH OF	OPP. STRENGTH	TEAM	ADJ.	CONF.	ADJ CONF.
Average RPI Loss:	142	RECORD	PCT. RANK	GAMES	SCHEDULE	OF SCHEDULE	RPI	RPI	RPI	RPI
DIV. I ONLY	9- 9	163	5- 5	304	302	239	239	15	15	
DIV. I NON-CONF.	5- 4	141	3- 0	319	339	241	241	14	14	
TOTALS	RPI 1-25	RPI 26-50	W-L RECORDS	RPI 51-100	RPI 101-150	RPI 150+				
9- 9	0- 0	0- 1	OVERALL	0- 2	1- 3	8- 3				
3- 4	0- 0	0- 0	HOME	0- 2	1- 0	2- 2				
5- 4	0- 0	0- 1	AWAY	0- 0	0- 3	5- 0				
1- 1	0- 0	0- 0	NEUTRAL	0- 0	0- 0	1- 1				
5- 4	0- 0	0- 1	NON-CONFERENCE	0- 0	0- 1	5- 2				
2- 1	0- 0	0- 0	HOME	0- 0	0- 0	2- 1				
2- 2	0- 0	0- 1	AWAY	0- 0	0- 1	2- 0				
1- 1	0- 0	0- 0	NEUTRAL	0- 0	0- 0	1- 1				
4- 5	0- 0	0- 0	CONFERENCE	0- 2	1- 2	3- 1				
1- 3	0- 0	0- 0	HOME	0- 2	1- 0	0- 1				
3- 2	0- 0	0- 0	AWAY	0- 0	0- 2	3- 0				
0- 0	0- 0	0- 0	NEUTRAL	0- 0	0- 0	0- 0				

RPI 1-25				RPI 26-50				RPI 51-100				RPI 101+				Team's RPI: 239	
RPI	S	Opponent	Score	RPI	S	Opponent	Score	RPI	S	Opponent	Score	RPI	S	Opponent	Score		
				40	A	Texas Tech	54 73	79	H	Montana St.	59 65	103	A	Eastern Wash.	70 79		
								88	H	Montana	63 78	110	A	Utah	61 79		
												135	A	Idaho St.	71 80		
												145	H	Sacramento St.	79 71		
												197	N	Nicholls St.	54 65		
												215	A	Portland St.	70 68		
												220	A	North Dakota	60 54		
												223	H	New Mexico St.	68 70		
												263	A	San Jose St.	93 82		
												303	H	Northern Ariz.	61 71		
												311	A	Utah Valley	71 66		
												311	H	Utah Valley	66 49		
												316	A	Weber St.	74 61		
												344	H	Houston Baptist	79 58		
												345	N	New Orleans	76 47		
LAST 12 Division I GAMES:																	
				103	A	Eastern Wash.	70 79					145	H	Sacramento St.	79 71		
				215	A	Portland St.	70 68					303	H	Northern Ariz.	61 71		
				88	H	Montana	63 78					311	H	Utah Valley	66 49		
				79	H	Montana St.	59 65					220	A	North Dakota	60 54		
				316	A	Weber St.	74 61					344	H	Houston Baptist	79 58		
				135	A	Idaho St.	71 80					263	A	San Jose St.	93 82		

Non-Div I Games: Southern Ore. 99 71

Southern Utah

■ Loss,
 ■ Non-Conf,
 ■ S Site,
 ■ Home
 ■ A Away
 N Neutral

St. Bonaventure

Through Games Of Sunday, January 27, 2013

Average RPI Win:	276	WON-LOST	WINNING	LAST 10	STRENGTH OF	OPP. STRENGTH	TEAM	ADJ.	CONF.	ADJ CONF.
Average RPI Loss:	77	RECORD	PCT. RANK	GAMES	SCHEDULE	OF SCHEDULE	RPI	RPI	RPI	RPI
DIV. I ONLY	9- 11	192	4- 6	177	101	189	189	8	8	
DIV. I NON-CONF.	7- 8	177	3- 4	141	127	155	155	8	8	
TOTALS	RPI 1-25	RPI 26-50	W-L RECORDS	RPI 51-100	RPI 101-150	RPI 150+				
9- 11	0- 2	0- 3	OVERALL	0- 3	0- 2	9- 1				
6- 2	0- 0	0- 0	HOME	0- 1	0- 1	6- 0				
2- 7	0- 1	0- 3	AWAY	0- 2	0- 1	2- 0				
1- 2	0- 1	0- 0	NEUTRAL	0- 0	0- 0	1- 1				
7- 8	0- 2	0- 2	NON-CONFERENCE	0- 2	0- 1	7- 1				
4- 1	0- 0	0- 0	HOME	0- 1	0- 0	4- 0				
2- 5	0- 1	0- 2	AWAY	0- 1	0- 1	2- 0				
1- 2	0- 1	0- 0	NEUTRAL	0- 0	0- 0	1- 1				
2- 3	0- 0	0- 1	CONFERENCE	0- 1	0- 1	2- 0				
2- 1	0- 0	0- 0	HOME	0- 0	0- 1	2- 0				
0- 2	0- 0	0- 1	AWAY	0- 1	0- 0	0- 0				
0- 0	0- 0	0- 0	NEUTRAL	0- 0	0- 0	0- 0				

RPI	S	Opponent	Score	RPI	S	Opponent	Score	RPI	S	Opponent	Score	RPI	S	Opponent	Score	Team's RPI: 189
18	A	Green Bay	42 61	27	A	Delaware	58 68	54	A	West Virginia	47 67	121	H	Temple	59 67	
22	N	Georgia	48 84	42	A	Toledo	45 59	90	A	Richmond	46 51	132	A	Fairfield	49 52	
				46	A	Saint Joseph's	44 61	97	H	North Carolina St.	66 70	199	N	North Texas	71 72	
												240	H	Canisius	66 44	
												245	A	Niagara	51 49	
												252	H	Colgate	54 45	
												261	N	Southern U.	56 36	
												269	H	Massachusetts	61 49	
												276	A	Buffalo	64 55	
												291	H	Rhode Island	48 28	
												314	H	Binghamton	61 34	
												339	H	Kent St.	79 42	
LAST 12 Division I GAMES:																
46	A	Saint Joseph's	44 61	97	H	North Carolina St.	66 70									
291	H	Rhode Island	48 28	339	H	Kent St.	79 42									
269	H	Massachusetts	61 49	240	H	Canisius	66 44									
90	A	Richmond	46 51	54	A	West Virginia	47 67									
121	H	Temple	59 67	276	A	Buffalo	64 55									
18	A	Green Bay	42 61	42	A	Toledo	45 59									

Non-Div I Games:

St. Bonaventure

 Loss,
 Non-Conf,
 S Site,
 H Home
 A Away
N Neutral

Average RPI Win:	225	WON-LOST	WINNING	LAST 10	STRENGTH OF	OPP. STRENGTH	TEAM	ADJ.	CONF.	ADJ CONF.
Average RPI Loss:	215	RECORD	PCT. RANK	GAMES	SCHEDULE	OF SCHEDULE	RPI	RPI	RPI	RPI
DIV. I ONLY	6- 12	261	4- 6	228	340	266	266	26	26	
DIV. I NON-CONF.	3- 8	274	1- 4	280	336	302	302	23	23	
TOTALS	RPI 1-25	RPI 26-50	W-L RECORDS	RPI 51-100	RPI 101-150	RPI 150+				
6- 12	0- 0	0- 0	OVERALL	0- 1	1- 1	5- 10				
2- 5	0- 0	0- 0	HOME	0- 0	0- 0	2- 5				
4- 7	0- 0	0- 0	AWAY	0- 1	1- 1	3- 5				
0- 0	0- 0	0- 0	NEUTRAL	0- 0	0- 0	0- 0				
3- 8	0- 0	0- 0	NON-CONFERENCE	0- 0	0- 1	3- 7				
1- 3	0- 0	0- 0	HOME	0- 0	0- 0	1- 3				
2- 5	0- 0	0- 0	AWAY	0- 0	0- 1	2- 4				
0- 0	0- 0	0- 0	NEUTRAL	0- 0	0- 0	0- 0				
3- 4	0- 0	0- 0	CONFERENCE	0- 1	1- 0	2- 3				
1- 2	0- 0	0- 0	HOME	0- 0	0- 0	1- 2				
2- 2	0- 0	0- 0	AWAY	0- 1	1- 0	1- 1				
0- 0	0- 0	0- 0	NEUTRAL	0- 0	0- 0	0- 0				

RPI S	RPI 1-25	Opponent	Score	RPI S	RPI 26-50	Opponent	Score	RPI S	RPI 51-100	Opponent	Score	RPI S	RPI 101+	Team's RPI: 266	Opponent	Score
								59	A	Quinnipiac	52 73	131	A		Sacred Heart	56 47
												132	A		Fairfield	43 52
												165	H		Yale	62 66
												195	A		Rider	58 55
												201	A		Army	59 47
												214	H		Mt. St. Mary's	45 49
												217	H		Penn	60 61
												219	A		Central Conn. St.	29 55
												221	H		Monmouth	64 68
												222	A		Stony Brook	52 65
												230	A		Lafayette	63 66
												236	H		Fairleigh Dickinson	64 56
												259	H		Cornell	56 74
												260	H		Delaware St.	69 50
												296	A		NJIT	61 73
												324	A		Wagner	72 66
												343	A		Columbia	45 49
LAST 12 Division I GAMES:																
								219	A	Central Conn. St.	29 55	131	A		Sacred Heart	56 47
								221	H	Monmouth	64 68	195	A		Rider	58 55
								236	H	Fairleigh Dickinson	64 56	230	A		Lafayette	63 66
								214	H	Mt. St. Mary's	45 49	222	A		Stony Brook	52 65
								324	A	Wagner	72 66	343	A		Columbia	45 49
								59	A	Quinnipiac	52 73	165	H		Yale	62 66

Non-Div I Games:

St. Francis Brooklyn

Average RPI Win:	175	WON-LOST	WINNING	LAST 10	STRENGTH OF	OPP. STRENGTH	TEAM	ADJ.	CONF.	ADJ CONF.
Average RPI Loss:	42	RECORD	PCT. RANK	GAMES	SCHEDULE	OF SCHEDULE	RPI	RPI	RPI	RPI
DIV. I ONLY	9- 9	163	4- 6	9	95	61	61	5	5	
DIV. I NON-CONF.	6- 6	160	2- 4	12	110	83	83	4	4	
TOTALS	RPI 1-25	RPI 26-50	W-L RECORDS	RPI 51-100	RPI 101-150	RPI 150+				
9- 9	0- 3	0- 3	OVERALL	2- 2	1- 1	6- 0				
6- 3	0- 1	0- 2	HOME	0- 0	1- 0	5- 0				
2- 4	0- 1	0- 1	AWAY	2- 2	0- 0	0- 0				
1- 2	0- 1	0- 0	NEUTRAL	0- 0	0- 1	1- 0				
6- 6	0- 2	0- 1	NON-CONFERENCE	1- 2	1- 1	4- 0				
4- 2	0- 1	0- 1	HOME	0- 0	1- 0	3- 0				
1- 2	0- 0	0- 0	AWAY	1- 2	0- 0	0- 0				
1- 2	0- 1	0- 0	NEUTRAL	0- 0	0- 1	1- 0				
3- 3	0- 1	0- 2	CONFERENCE	1- 0	0- 0	2- 0				
2- 1	0- 0	0- 1	HOME	0- 0	0- 0	2- 0				
1- 2	0- 1	0- 1	AWAY	1- 0	0- 0	0- 0				
0- 0	0- 0	0- 0	NEUTRAL	0- 0	0- 0	0- 0				

RPI 1-25				RPI 26-50				RPI 51-100				RPI 101+			
RPI	S	Opponent	Score	RPI	S	Opponent	Score	RPI	S	Opponent	Score	RPI	S	Opponent	Score
6	A	Notre Dame	50 74	27	H	Delaware	59 60	59	A	Quinnipiac	72 75	118	N	Texas	60 70
15	H	UCLA	52 53	33	H	Syracuse	57 60	65	A	Boston U.	49 66	140	H	Hofstra	73 47
17	N	Duke	42 60	34	A	Louisville	54 57	66	A	Rutgers	48 44	151	N	UCF	72 54
								89	A	Hartford	66 54	192	H	Iona	71 55
												193	H	Pittsburgh	61 32
												213	H	Tennessee Tech	58 46
												235	H	Seton Hall	72 46
												296	H	NJIT	55 37
LAST 12 Division I GAMES:															
34	A	Louisville	54 57	27	H	Delaware	59 60	296	H	NJIT	55 37	59	A	Quinnipiac	72 75
33	H	Syracuse	57 60	15	H	UCLA	52 53	213	H	Tennessee Tech	58 46	17	N	Duke	42 60
6	A	Notre Dame	50 74												
193	H	Pittsburgh	61 32												
235	H	Seton Hall	72 46												
66	A	Rutgers	48 44												

Non-Div I Games:

St. John's (NY)

St. Mary's (CA)

Through Games Of Sunday, January 27, 2013

Average RPI Win:	150	WON-LOST	WINNING	LAST 10	STRENGTH OF	OPP. STRENGTH	TEAM	ADJ.	CONF.	ADJ CONF.
Average RPI Loss:	39	RECORD	PCT. RANK	GAMES	SCHEDULE	OF SCHEDULE	RPI	RPI	RPI	RPI
DIV. I ONLY	13- 5	57	7- 3	47	57	35	35	7	7	
DIV. I NON-CONF.	8- 4	84	4- 2	20	63	30	30	7	7	
TOTALS	RPI 1-25	RPI 26-50	W-L RECORDS	RPI 51-100	RPI 101-150	RPI 150+				
13- 5	0- 3	0- 0	OVERALL	3- 2	4- 0	6- 0				
5- 2	0- 1	0- 0	HOME	3- 1	0- 0	2- 0				
7- 2	0- 1	0- 0	AWAY	0- 1	4- 0	3- 0				
1- 1	0- 1	0- 0	NEUTRAL	0- 0	0- 0	1- 0				
8- 4	0- 3	0- 0	NON-CONFERENCE	2- 1	3- 0	3- 0				
3- 1	0- 1	0- 0	HOME	2- 0	0- 0	1- 0				
4- 2	0- 1	0- 0	AWAY	0- 1	3- 0	1- 0				
1- 1	0- 1	0- 0	NEUTRAL	0- 0	0- 0	1- 0				
5- 1	0- 0	0- 0	CONFERENCE	1- 1	1- 0	3- 0				
2- 1	0- 0	0- 0	HOME	1- 1	0- 0	1- 0				
3- 0	0- 0	0- 0	AWAY	0- 0	1- 0	2- 0				
0- 0	0- 0	0- 0	NEUTRAL	0- 0	0- 0	0- 0				

RPI 1-25				RPI 26-50				Team's RPI: 35				RPI 51-100				RPI 101+			
RPI	S	Opponent	Score	RPI	S	Opponent	Score					RPI	S	Opponent	Score	RPI	S	Opponent	Score
4	A	California	41 89									51	H	Chattanooga	70 67	105	A	Cal Poly	70 67
15	N	UCLA	62 76									53	H	Gonzaga	54 51	112	A	Santa Clara	56 50
23	H	Pacific	72 75									62	A	Washington	68 70	136	A	UC Santa Barbara	49 39
												91	H	San Diego	70 73	147	A	UC Davis	75 56
												100	H	Butler	85 74	164	A	San Francisco	68 48
																191	H	George Washington	79 49
																202	A	Loyola Marymount	84 77
																207	H	Pepperdine	72 61
																213	N	Tennessee Tech	73 58
																274	A	Oregon	78 69
LAST 12 Division I GAMES:																			
112	A	Santa Clara	56 50	191	H	George Washington	79 49												
207	H	Pepperdine	72 61	23	H	Pacific	72 75												
91	H	San Diego	70 73	213	N	Tennessee Tech	73 58												
53	H	Gonzaga	54 51	15	N	UCLA	62 76												
202	A	Loyola Marymount	84 77	147	A	UC Davis	75 56												
164	A	San Francisco	68 48	136	A	UC Santa Barbara	49 39												

Non-Div I Games:

St. Mary's (CA)

 Loss,
 Non-Conf,
 S Site,
 H Home
 A Away
N Neutral

Average RPI Win:	72	WON-LOST	WINNING	LAST 10	STRENGTH OF	OPP. STRENGTH	TEAM	ADJ.	CONF.	ADJ CONF.
Average RPI Loss:	4	RECORD	PCT. RANK	GAMES	SCHEDULE	OF SCHEDULE	RPI	RPI	RPI	RPI
DIV. I ONLY	18- 2	8	8- 2	1	1	1	1	6	6	
DIV. I NON-CONF.	11- 1	13	3- 1	1	5	1	1	5	5	
TOTALS	RPI 1-25	RPI 26-50	W-L RECORDS	RPI 51-100	RPI 101-150	RPI 150+				
18- 2	6- 2	2- 0	OVERALL	2- 0	6- 0	2- 0				
7- 2	2- 2	1- 0	HOME	1- 0	2- 0	1- 0				
9- 0	3- 0	1- 0	AWAY	1- 0	3- 0	1- 0				
2- 0	1- 0	0- 0	NEUTRAL	0- 0	1- 0	0- 0				
11- 1	4- 1	0- 0	NON-CONFERENCE	2- 0	3- 0	2- 0				
3- 1	1- 1	0- 0	HOME	1- 0	0- 0	1- 0				
6- 0	2- 0	0- 0	AWAY	1- 0	2- 0	1- 0				
2- 0	1- 0	0- 0	NEUTRAL	0- 0	1- 0	0- 0				
7- 1	2- 1	2- 0	CONFERENCE	0- 0	3- 0	0- 0				
4- 1	1- 1	1- 0	HOME	0- 0	2- 0	0- 0				
3- 0	1- 0	1- 0	AWAY	0- 0	1- 0	0- 0				
0- 0	0- 0	0- 0	NEUTRAL	0- 0	0- 0	0- 0				

RPI	S	Opponent	Score	RPI	S	Opponent	Score	RPI	S	Opponent	Score	RPI	S	Opponent	Score
2	N	Baylor	71 69	26	A	Colorado	57 40	53	A	Gonzaga	69 41	109	H	Southern California	75 66
3	H	Connecticut	35 61	26	H	Colorado	69 56	78	H	Fresno St.	72 61	110	A	Utah	70 56
4	A	California	62 53									110	H	Utah	65 44
4	H	California	55 67									112	A	Santa Clara	92 57
5	A	Tennessee	73 60									143	N	UT Martin	92 68
11	A	South Carolina	53 49									147	A	UC Davis	87 38
15	H	UCLA	75 49									153	H	Long Beach St.	77 41
23	H	Pacific	78 43									174	A	Hawaii	69 42
LAST 12 Division I GAMES:															
		26	H	Colorado	69	56			110	A	Utah	70	56		
		110	H	Utah	65	44			26	A	Colorado	57	40		
		109	H	Southern California	75	66			3	H	Connecticut	35	61		
		15	H	UCLA	75	49			5	A	Tennessee	73	60		
		4	H	California	55	67			11	A	South Carolina	53	49		
		4	A	California	62	53			23	H	Pacific	78	43		

Non-Div I Games:

Stanford

Average RPI Win:	270	WON-LOST	WINNING	LAST 10	STRENGTH OF	OPP. STRENGTH	TEAM	ADJ.	CONF.	ADJ CONF.
Average RPI Loss:	144	RECORD	PCT. RANK	GAMES	SCHEDULE	OF SCHEDULE	RPI	RPI	RPI	RPI
DIV. I ONLY	8- 9	184	5- 5	289	257	225	225	21	21	
DIV. I NON-CONF.	4- 5	202	1- 3	259	156	192	192	21	21	
TOTALS	RPI 1-25	RPI 26-50	W-L RECORDS	RPI 51-100	RPI 101-150	RPI 150+				
8- 9	0- 0	0- 1	OVERALL	0- 1	0- 4	8- 3				
4- 2	0- 0	0- 0	HOME	0- 0	0- 2	4- 0				
3- 7	0- 0	0- 1	AWAY	0- 1	0- 2	3- 3				
1- 0	0- 0	0- 0	NEUTRAL	0- 0	0- 0	1- 0				
4- 5	0- 0	0- 1	NON-CONFERENCE	0- 1	0- 2	4- 1				
2- 0	0- 0	0- 0	HOME	0- 0	0- 0	2- 0				
1- 5	0- 0	0- 1	AWAY	0- 1	0- 2	1- 1				
1- 0	0- 0	0- 0	NEUTRAL	0- 0	0- 0	1- 0				
4- 4	0- 0	0- 0	CONFERENCE	0- 0	0- 2	4- 2				
2- 2	0- 0	0- 0	HOME	0- 0	0- 2	2- 0				
2- 2	0- 0	0- 0	AWAY	0- 0	0- 0	2- 2				
0- 0	0- 0	0- 0	NEUTRAL	0- 0	0- 0	0- 0				

RPI 1-25			RPI 26-50			RPI 51-100			RPI 101+			Team's RPI: 225
RPI	S	Opponent	Score	RPI	S	Opponent	Score	RPI	S	Opponent	Score	
				31	A	Oklahoma St.	41 85	76	A	SMU	62 71	
								105	A	Cal Poly	64 75	
								128	A	Rice	41 60	
								137	H	Lamar	50 65	
								149	H	McNeese St.	57 74	
								171	A	Oral Roberts	56 63	
								177	A	Central Ark.	54 57	
								197	H	Nicholls St.	74 66	
								237	H	Tulsa	73 69	
								248	A	Prairie View	62 55	
								265	H	La.-Monroe	80 55	
								286	A	Northwestern St.	57 50	
								293	N	CSU Bakersfield	76 71	
								300	H	Southeastern La.	80 38	
								318	A	Grambling	63 64	
								333	A	A&M-Corpus Christi	66 47	
LAST 12 Division I GAMES:												
286	A	Northwestern St.	57 50	149	H	McNeese St.	57 74					
197	H	Nicholls St.	74 66	137	H	Lamar	50 65					
300	H	Southeastern La.	80 38	237	H	Tulsa	73 69					
171	A	Oral Roberts	56 63	76	A	SMU	62 71					
177	A	Central Ark.	54 57	128	A	Rice	41 60					
333	A	A&M-Corpus Christi	66 47	31	A	Oklahoma St.	41 85					

Non-Div I Games: Northwood (TX) 80 28 Wiley 68 71

Stephen F. Austin

Loss, Non-Conf, S Site, H Home A Away N Neutral

Average RPI Win:	269	WON-LOST	WINNING	LAST 10	STRENGTH OF	OPP. STRENGTH	TEAM	ADJ.	CONF.	ADJ CONF.
Average RPI Loss:	72	RECORD	PCT. RANK	GAMES	SCHEDULE	OF SCHEDULE	RPI	RPI	RPI	RPI
DIV. I ONLY	14- 5	52	9- 1	255	304	106	106	28	28	
DIV. I NON-CONF.	7- 4	104	4- 0	201	286	135	135	28	28	
TOTALS	RPI 1-25	RPI 26-50	W-L RECORDS	RPI 51-100	RPI 101-150	RPI 150+				
14- 5	0- 1	0- 0	OVERALL	0- 3	1- 1	13- 0				
9- 0	0- 0	0- 0	HOME	0- 0	0- 0	9- 0				
5- 4	0- 1	0- 0	AWAY	0- 3	1- 0	4- 0				
0- 1	0- 0	0- 0	NEUTRAL	0- 0	0- 1	0- 0				
7- 4	0- 1	0- 0	NON-CONFERENCE	0- 2	0- 1	7- 0				
6- 0	0- 0	0- 0	HOME	0- 0	0- 0	6- 0				
1- 3	0- 1	0- 0	AWAY	0- 2	0- 0	1- 0				
0- 1	0- 0	0- 0	NEUTRAL	0- 0	0- 1	0- 0				
7- 1	0- 0	0- 0	CONFERENCE	0- 1	1- 0	6- 0				
3- 0	0- 0	0- 0	HOME	0- 0	0- 0	3- 0				
4- 1	0- 0	0- 0	AWAY	0- 1	1- 0	3- 0				
0- 0	0- 0	0- 0	NEUTRAL	0- 0	0- 0	0- 0				

RPI 1-25			RPI 26-50			RPI 51-100			RPI 101+			Team's RPI: 106
RPI	S	Opponent	Score	RPI	S	Opponent	Score	RPI	S	Opponent	Score	
19	A	Florida St.	44 76					55	A	South Fla.	48 70	140 N Hofstra 75 77
								60	A	FGCU	55 74	150 A Mercer 74 41
								84	A	Charlotte	73 81	173 A Fla. Atlantic 78 66
												227 A East Tenn. St. 71 55
												246 H Northern Ky. 62 39
												249 H Ball St. 78 66
												250 H Florida A&M 88 67
												257 H North Florida 71 57
												277 A USC Upstate 84 66
												307 H Jacksonville 73 56
												312 H Ga. Southern 70 39
												319 H Bethune-Cookman 66 52
												328 H Lipscomb 92 51
												336 A Kennesaw St. 57 52
												340 H UNC Asheville 74 47
LAST 12 Division I GAMES:												
60	A	FGCU	55 74	257	H	North Florida	71 57					
246	H	Northern Ky.	62 39	336	A	Kennesaw St.	57 52					
328	H	Lipscomb	92 51	150	A	Mercer	74 41					
227	A	East Tenn. St.	71 55	340	H	UNC Asheville	74 47					
277	A	USC Upstate	84 66	312	H	Ga. Southern	70 39					
307	H	Jacksonville	73 56	173	A	Fla. Atlantic	78 66					

Non-Div I Games: Lynn

65 51

Stetson

Stony Brook

Through Games Of Sunday, January 27, 2013

Average RPI Win:	234	WON-LOST	WINNING	LAST 10	STRENGTH OF	OPP. STRENGTH	TEAM	ADJ.	CONF.	ADJ CONF.
Average RPI Loss:	186	RECORD	PCT. RANK	GAMES	SCHEDULE	OF SCHEDULE	RPI	RPI	RPI	RPI
DIV. I ONLY	11- 9	145	5- 5	305	269	222	222	22	22	
DIV. I NON-CONF.	8- 5	114	3- 2	256	290	180	180	25	25	
TOTALS	RPI 1-25	RPI 26-50	W-L RECORDS	RPI 51-100	RPI 101-150	RPI 150+				
11- 9	0- 0	0- 0	OVERALL	1- 4	1- 0	9- 5				
7- 3	0- 0	0- 0	HOME	0- 1	1- 0	6- 2				
4- 6	0- 0	0- 0	AWAY	1- 3	0- 0	3- 3				
0- 0	0- 0	0- 0	NEUTRAL	0- 0	0- 0	0- 0				
8- 5	0- 0	0- 0	NON-CONFERENCE	1- 2	1- 0	6- 3				
5- 2	0- 0	0- 0	HOME	0- 0	1- 0	4- 2				
3- 3	0- 0	0- 0	AWAY	1- 2	0- 0	2- 1				
0- 0	0- 0	0- 0	NEUTRAL	0- 0	0- 0	0- 0				
3- 4	0- 0	0- 0	CONFERENCE	0- 2	0- 0	3- 2				
2- 1	0- 0	0- 0	HOME	0- 1	0- 0	2- 0				
1- 3	0- 0	0- 0	AWAY	0- 1	0- 0	1- 2				
0- 0	0- 0	0- 0	NEUTRAL	0- 0	0- 0	0- 0				

RPI 1-25			RPI 26-50			RPI 51-100			RPI 101+			Team's RPI: 222
RPI	S	Opponent	Score	RPI	S	Opponent	Score	RPI	S	Opponent	Score	
						65	H Boston U.	61	72	131	H Sacred Heart	51 46
						66	A Rutgers	44	72	183	H Navy	44 40
						72	A Youngstown St.	43	76	192	H Iona	70 64
						82	A Fordham	58	46	195	H Rider	50 62
						89	A Hartford	43	59	236	H Fairleigh Dickinson	49 56
										241	A New Hampshire	48 44
										262	A Robert Morris	56 48
										266	H St. Francis Brooklyn	65 52
										272	H Vermont	68 53
										296	A NJIT	59 34
										308	A UMBC	59 70
										313	A Morgan St.	63 66
										314	H Binghamton	56 34
										326	A Maine	51 67
										337	H Saint Peter's	63 41
LAST 12 Division I GAMES:												
326	A	Maine	51 67	65	H	Boston U.	61 72					
308	A	UMBC	59 70	192	H	Iona	70 64					
272	H	Vermont	68 53	66	A	Rutgers	44 72					
89	A	Hartford	43 59	266	H	St. Francis Brooklyn	65 52					
314	H	Binghamton	56 34	337	H	Saint Peter's	63 41					
241	A	New Hampshire	48 44	236	H	Fairleigh Dickinson	49 56					

Non-Div I Games:

Stony Brook

Loss, Non-Conf, S Site, H Home A Away N Neutral

Average RPI Win:	165	WON-LOST	WINNING	LAST 10	STRENGTH OF	OPP. STRENGTH	TEAM	ADJ.	CONF.	ADJ CONF.
Average RPI Loss:	46	RECORD	PCT. RANK	GAMES	SCHEDULE	OF SCHEDULE	RPI	RPI	RPI	RPI
DIV. I ONLY	16- 3	20	8- 2	153	27	33	33	5	5	
DIV. I NON-CONF.	12- 1	4	5- 1	306	102	73	73	4	4	
TOTALS	RPI 1-25	RPI 26-50	W-L RECORDS	RPI 51-100	RPI 101-150	RPI 150+				
16- 3	1- 2	3- 0	OVERALL	3- 0	0- 1	9- 0				
8- 0	1- 0	1- 0	HOME	0- 0	0- 0	6- 0				
6- 3	0- 0	1- 0	AWAY	2- 0	0- 0	3- 0				
2- 0	0- 0	1- 0	NEUTRAL	1- 0	0- 0	0- 0				
12- 1	0- 0	2- 0	NON-CONFERENCE	1- 0	0- 1	9- 0				
6- 0	0- 0	0- 0	HOME	0- 0	0- 0	6- 0				
4- 1	0- 0	1- 0	AWAY	0- 0	0- 1	3- 0				
2- 0	0- 0	1- 0	NEUTRAL	1- 0	0- 0	0- 0				
4- 2	1- 2	1- 0	CONFERENCE	2- 0	0- 0	0- 0				
2- 0	1- 0	1- 0	HOME	0- 0	0- 0	0- 0				
2- 2	0- 2	0- 0	AWAY	2- 0	0- 0	0- 0				
0- 0	0- 0	0- 0	NEUTRAL	0- 0	0- 0	0- 0				

RPI 1-25				RPI 26-50				Team's RPI: 33		RPI 51-100				RPI 101+			
RPI	S	Opponent	Score	RPI	S	Opponent	Score		RPI	S	Opponent	Score	RPI	S	Opponent	Score	
3	A	Connecticut	62 87	39	H	Georgetown	86 56		58	A	Marquette	92 79	121	A	Temple	67 74	
13	A	Villanova	59 64	45	N	Virginia	74 73		61	A	St. John's (NY)	60 57	168	H	Washington St.	64 51	
24	H	DePaul	84 80	46	A	Saint Joseph's	80 39		68	N	Georgia Tech	75 72	210	A	Dartmouth	91 64	
													224	H	Loyola Maryland	83 48	
													233	H	Boise St.	87 48	
													236	H	Fairleigh Dickinson	94 47	
													259	A	Cornell	80 35	
													314	H	Binghamton	68 45	
													324	H	Wagner	66 28	
													326	A	Maine	68 44	
LAST 12 Division I GAMES:																	
13	A	Villanova	59 64	233	H	Boise St.	87 48		168	H	Washington St.	64 51	314	H	Binghamton	68 45	
61	A	St. John's (NY)	60 57	224	H	Loyola Maryland	83 48		324	H	Wagner	66 28	121	A	Temple	67 74	
3	A	Connecticut	62 87	45	N	Virginia	74 73		68	N	Georgia Tech	75 72					
24	H	DePaul	84 80	46	A	Saint Joseph's	80 39										
39	H	Georgetown	86 56														
58	A	Marquette	92 79														

Non-Div I Games:

Syracuse

Average RPI Win: 158	WON-LOST	WINNING	LAST 10	STRENGTH OF	OPP. STRENGTH	TEAM	ADJ.	CONF.	ADJ CONF.
Average RPI Loss: 106	RECORD	PCT. RANK	GAMES	SCHEDULE	OF SCHEDULE	RPI	RPI	RPI	RPI
DIV. I ONLY	8- 11	205	3- 7	60	119	121	121	8	8
DIV. I NON-CONF.	7- 8	177	2- 6	36	101	85	85	8	8
TOTALS	RPI 1-25	RPI 26-50	W-L RECORDS	RPI 51-100	RPI 101-150	RPI 150+			
8- 11	0- 1	1- 4	OVERALL	2- 2	1- 2	4- 2			
5- 3	0- 0	1- 0	HOME	1- 1	1- 1	2- 1			
3- 8	0- 1	0- 4	AWAY	1- 1	0- 1	2- 1			
0- 0	0- 0	0- 0	NEUTRAL	0- 0	0- 0	0- 0			
7- 8	0- 1	1- 3	NON-CONFERENCE	2- 2	1- 1	3- 1			
5- 1	0- 0	1- 0	HOME	1- 1	1- 0	2- 0			
2- 7	0- 1	0- 3	AWAY	1- 1	0- 1	1- 1			
0- 0	0- 0	0- 0	NEUTRAL	0- 0	0- 0	0- 0			
1- 3	0- 0	0- 1	CONFERENCE	0- 0	0- 1	1- 1			
0- 2	0- 0	0- 0	HOME	0- 0	0- 1	0- 1			
1- 1	0- 0	0- 1	AWAY	0- 0	0- 0	1- 0			
0- 0	0- 0	0- 0	NEUTRAL	0- 0	0- 0	0- 0			

RPI S	Opponent	Score	RPI S	Opponent	Score	RPI S	Opponent	Score	RPI S	Opponent	Score	Team's RPI: 121
13	A Villanova	44 55	33	H Syracuse	74 67	66	H Rutgers	50 66	127	A Howard	58 61	
			36	A Michigan St.	47 57	77	A Auburn	49 71	134	H Northeastern	63 59	
			37	A Duquesne	45 65	88	H Montana	55 41	148	H La Salle	55 71	
			38	A Nebraska	39 64	94	A Bowling Green	70 56	189	A St. Bonaventure	67 59	
			39	A Georgetown	58 66				217	A Penn	59 51	
									235	H Seton Hall	54 38	
									242	H VCU	51 53	
									275	H Western Mich.	68 41	
									339	A Kent St.	62 71	
LAST 12 Division I GAMES:												
148	H La Salle	55 71	127	A Howard	58 61							
217	A Penn	59 51	39	A Georgetown	58 66							
37	A Duquesne	45 65	36	A Michigan St.	47 57							
242	H VCU	51 53	13	A Villanova	44 55							
189	A St. Bonaventure	67 59	77	A Auburn	49 71							
275	H Western Mich.	68 41	339	A Kent St.	62 71							

Non-Div I Games:

Temple

Tennessee

Through Games Of Sunday, January 27, 2013

Through Games of Sunday, January 17, 1910									
Average RPI Win: 82	WON-LOST	WINNING	LAST 10	STRENGTH OF	OPP. STRENGTH	TEAM	ADJ.	CONF.	ADJ CONF.
Average RPI Loss: 18	RECORD	PCT. RANK	GAMES	SCHEDULE	OF SCHEDULE	RPI	RPI	RPI	RPI
DIV. I ONLY	16- 3	20	9- 1	4	3	5	5	3	3
DIV. I NON-CONF.	9- 3	55	3- 2	6	2	10	10	6	6
TOTALS	RPI 1-25	RPI 26-50	W-L RECORDS	RPI 51-100	RPI 101-150	RPI 150+			
16- 3	3- 2	3- 0	OVERALL	6- 1	3- 0	1- 0			
9- 1	2- 1	1- 0	HOME	3- 0	2- 0	1- 0			
7- 2	1- 1	2- 0	AWAY	3- 1	1- 0	0- 0			
0- 0	0- 0	0- 0	NEUTRAL	0- 0	0- 0	0- 0			
9- 3	1- 2	2- 0	NON-CONFERENCE	3- 1	2- 0	1- 0			
6- 1	1- 1	1- 0	HOME	2- 0	1- 0	1- 0			
3- 2	0- 1	1- 0	AWAY	1- 1	1- 0	0- 0			
0- 0	0- 0	0- 0	NEUTRAL	0- 0	0- 0	0- 0			
7- 0	2- 0	1- 0	CONFERENCE	3- 0	1- 0	0- 0			
3- 0	1- 0	0- 0	HOME	1- 0	1- 0	0- 0			
4- 0	1- 0	1- 0	AWAY	2- 0	0- 0	0- 0			
0- 0	0- 0	0- 0	NEUTRAL	0- 0	0- 0	0- 0			

RPI	S	Opponent	Score	RPI	S	Opponent	Score	RPI	S	Opponent	Score	RPI	S	Opponent	Score
1	H	Stanford	60 73	30	A	Vanderbilt	83 75	51	A	Chattanooga	71 80	117	H	Alabama	96 69
2	A	Baylor	53 76	41	A	Miami (FL)	79 67	57	A	Florida	78 75	118	A	Texas	94 75
11	A	South Carolina	73 53	48	H	Middle Tenn.	88 81	66	H	Rutgers	66 47	128	H	Rice	101 48
14	H	North Carolina	102 57					68	A	Georgia Tech	71 54	334	H	Alcorn	90 37
22	H	Georgia	79 66					77	A	Auburn	75 66				
								85	H	Missouri	84 39				
								96	H	Davidson	75 40				
LAST 12 Division I GAMES:															
				30	A	Vanderbilt	83 75	11	A	South Carolina	73 53				
				117	H	Alabama	96 69	66	H	Rutgers	66 47				
				77	A	Auburn	75 66	96	H	Davidson	75 40				
				57	A	Florida	78 75	1	H	Stanford	60 73				
				85	H	Missouri	84 39	2	A	Baylor	53 76				
				22	H	Georgia	79 66	118	A	Texas	94 75				

Non-Div I Games:

Tennessee

■ Loss,
■ Non-Conf, S Site,
■ Home
■ Away
N Neutral

Tennessee St.

Through Games Of Sunday, January 27, 2013

Average RPI Win:	279	WON-LOST	WINNING	LAST 10	STRENGTH OF	OPP. STRENGTH	TEAM	ADJ.	CONF.	ADJ CONF.
Average RPI Loss:	123	RECORD	PCT. RANK	GAMES	SCHEDULE	OF SCHEDULE	RPI	RPI	RPI	RPI
DIV. I ONLY	7- 10	218	5- 5	199	256	212	212	27	27	
DIV. I NON-CONF.	3- 7	264	1- 4	71	211	167	167	26	26	
TOTALS	RPI 1-25	RPI 26-50	W-L RECORDS	RPI 51-100	RPI 101-150	RPI 150+				
7- 10	0- 0	0- 2	OVERALL	0- 2	0- 2	7- 4				
2- 3	0- 0	0- 1	HOME	0- 0	0- 0	2- 2				
4- 6	0- 0	0- 1	AWAY	0- 2	0- 1	4- 2				
1- 1	0- 0	0- 0	NEUTRAL	0- 0	0- 1	1- 0				
3- 7	0- 0	0- 2	NON-CONFERENCE	0- 2	0- 2	3- 1				
0- 2	0- 0	0- 1	HOME	0- 0	0- 0	0- 1				
2- 4	0- 0	0- 1	AWAY	0- 2	0- 1	2- 0				
1- 1	0- 0	0- 0	NEUTRAL	0- 0	0- 1	1- 0				
4- 3	0- 0	0- 0	CONFERENCE	0- 0	0- 0	4- 3				
2- 1	0- 0	0- 0	HOME	0- 0	0- 0	2- 1				
2- 2	0- 0	0- 0	AWAY	0- 0	0- 0	2- 2				
0- 0	0- 0	0- 0	NEUTRAL	0- 0	0- 0	0- 0				

RPI 1-25			RPI 26-50			RPI 51-100			RPI 101+			Team's RPI: 212
RPI	S	Opponent	Score	RPI	S	Opponent	Score	RPI	S	Opponent	Score	
34	A	Louisville	25 88	79	A	Montana St.	55 65	129	N	UAB	60 68	
49	H	Kansas St.	47 62	88	A	Montana	48 71	139	A	South Ala.	43 59	
								155	H	Eastern Ill.	67 76	
								160	N	Idaho	69 64	
								163	A	Belmont	54 66	
								180	H	Cleveland St.	59 66	
								213	A	Tennessee Tech	77 80	
								250	H	Southeast Mo. St.	68 58	
								253	A	Samford	57 40	
								285	A	Morehead St.	68 56	
								328	A	Lipscomb	69 60	
								338	A	Jacksonville St.	88 68	
								338	H	Jacksonville St.	76 67	
LAST 12 Division I GAMES:												
285	A	Morehead St.	68 56	34	A	Louisville	25 88					
338	H	Jacksonville St.	76 67	155	H	Eastern Ill.	67 76					
163	A	Belmont	54 66	328	A	Lipscomb	69 60					
250	H	Southeast Mo. St.	68 58	180	H	Cleveland St.	59 66					
213	A	Tennessee Tech	77 80	79	A	Montana St.	55 65					
338	A	Jacksonville St.	88 68	88	A	Montana	48 71					

Non-Div I Games: Cumberland (TN) 52 49

Tennessee St.

■ Loss,
 ■ Non-Conf,
 ■ S Site,
 ■ H Home
 ■ A Away
 N Neutral

Tennessee Tech

Through Games Of Sunday, January 27, 2013

Average RPI Win:	254	WON-LOST	WINNING	LAST 10	STRENGTH OF	OPP. STRENGTH	TEAM	ADJ.	CONF.	ADJ CONF.
Average RPI Loss:	114	RECORD	PCT. RANK	GAMES	SCHEDULE	OF SCHEDULE	RPI	RPI	RPI	RPI
DIV. I ONLY	10- 9	153	6- 4	273	158	213	213	27	27	
DIV. I NON-CONF.	5- 7	210	2- 3	224	113	226	226	26	26	
TOTALS	RPI 1-25	RPI 26-50	W-L RECORDS	RPI 51-100	RPI 101-150	RPI 150+				
10- 9	0- 0	0- 3	OVERALL	0- 1	1- 2	9- 3				
6- 4	0- 0	0- 1	HOME	0- 0	1- 1	5- 2				
4- 4	0- 0	0- 1	AWAY	0- 1	0- 1	4- 1				
0- 1	0- 0	0- 1	NEUTRAL	0- 0	0- 0	0- 0				
5- 7	0- 0	0- 3	NON-CONFERENCE	0- 1	1- 1	4- 2				
3- 3	0- 0	0- 1	HOME	0- 0	1- 0	2- 2				
2- 3	0- 0	0- 1	AWAY	0- 1	0- 1	2- 0				
0- 1	0- 0	0- 1	NEUTRAL	0- 0	0- 0	0- 0				
5- 2	0- 0	0- 0	CONFERENCE	0- 0	0- 1	5- 1				
3- 1	0- 0	0- 0	HOME	0- 0	0- 1	3- 0				
2- 1	0- 0	0- 0	AWAY	0- 0	0- 0	2- 1				
0- 0	0- 0	0- 0	NEUTRAL	0- 0	0- 0	0- 0				

RPI S	Opponent	Score	RPI S	Opponent	Score	RPI S	Opponent	Score	RPI S	Opponent	Score	Team's RPI: 213
30	A Vanderbilt	50 77	61	A St. John's (NY)	46 58	126	A Memphis	64 73				
35	N St. Mary's (CA)	58 73				128	H Rice	78 65				
48	H Middle Tenn.	59 65				143	H UT Martin	63 81				
						155	A Eastern Ill.	79 89				
						161	H Akron	67 78				
						163	H Belmont	58 52				
						206	A SIU Edwardsville	66 56				
						212	H Tennessee St.	80 77				
						253	H Samford	65 56				
						265	H La.-Monroe	48 59				
						273	A Marshall	67 60				
						306	H Austin Peay	73 51				
						323	A Western Caro.	61 56				
						334	H Alcorn	74 57				
						338	A Jacksonville St.	73 51				
LAST 12 Division I GAMES:												
306	H Austin Peay	73 51	126	A Memphis	64 73							
143	H UT Martin	63 81	338	A Jacksonville St.	73 51							
155	A Eastern Ill.	79 89	273	A Marshall	67 60							
206	A SIU Edwardsville	66 56	35	N St. Mary's (CA)	58 73							
212	H Tennessee St.	80 77	61	A St. John's (NY)	46 58							
163	H Belmont	58 52	323	A Western Caro.	61 56							

Non-Div I Games: Tenn. Wesleyan 86 47

Tennessee Tech

■ Loss,
 ■ Non-Conf,
 ■ S Site,
 ■ H Home
 ■ A Away
 N Neutral

Average RPI Win:	307	WON-LOST	WINNING	LAST 10	STRENGTH OF	OPP. STRENGTH	TEAM	ADJ.	CONF.	ADJ CONF.
Average RPI Loss:	193	RECORD	PCT. RANK	GAMES	SCHEDULE	OF SCHEDULE	RPI	RPI	RPI	RPI
DIV. I ONLY	6- 11	249	3- 6	337	309	298	298	33	33	
DIV. I NON-CONF.	5- 9	239	3- 5	312	269	260	260	33	33	
TOTALS	RPI 1-25	RPI 26-50	W-L RECORDS	RPI 51-100	RPI 101-150	RPI 150+				
6- 11	0- 0	0- 1	OVERALL	0- 2	0- 2	6- 6				
3- 0	0- 0	0- 0	HOME	0- 0	0- 0	3- 0				
3- 9	0- 0	0- 1	AWAY	0- 2	0- 2	3- 4				
0- 2	0- 0	0- 0	NEUTRAL	0- 0	0- 0	0- 2				
5- 9	0- 0	0- 1	NON-CONFERENCE	0- 2	0- 2	5- 4				
2- 0	0- 0	0- 0	HOME	0- 0	0- 0	2- 0				
3- 7	0- 0	0- 1	AWAY	0- 2	0- 2	3- 2				
0- 2	0- 0	0- 0	NEUTRAL	0- 0	0- 0	0- 2				
1- 2	0- 0	0- 0	CONFERENCE	0- 0	0- 0	1- 2				
1- 0	0- 0	0- 0	HOME	0- 0	0- 0	1- 0				
0- 2	0- 0	0- 0	AWAY	0- 0	0- 0	0- 2				
0- 0	0- 0	0- 0	NEUTRAL	0- 0	0- 0	0- 0				

RPI 1-25				RPI 26-50				RPI 51-100				RPI 101+				Team's RPI: 298	
RPI	S	Opponent	Score	RPI	S	Opponent	Score	RPI	S	Opponent	Score	RPI	S	Opponent	Score		
				31	A	Oklahoma St.	42 96	52	A	UTEP	56 83	128	A	Rice	54 75		
								76	A	SMU	35 71	141	A	TCU	37 73		
												187	H	Texas Southern	65 46		
												250	N	Southeast Mo. St.	54 55		
												256	A	UTSA	34 68		
												286	N	Northwestern St.	53 63		
												293	A	CSU Bakersfield	62 85		
												296	A	NJIT	55 60		
												302	A	Texas-Arlington	59 57		
												311	A	Utah Valley	66 71		
												333	A	A&M-Corpus Christi	49 45		
												333	H	A&M-Corpus Christi	77 65		
												344	H	Houston Baptist	71 45		
												345	A	New Orleans	71 56		
LAST 12 Division I GAMES:																	
				345	A	New Orleans	71 56	128	A	Rice	54 75						
				344	H	Houston Baptist	71 45	141	A	TCU	37 73						
				296	A	NJIT	55 60	187	H	Texas Southern	65 46						
				293	A	CSU Bakersfield	62 85	302	A	Texas-Arlington	59 57						
				311	A	Utah Valley	66 71	76	A	SMU	35 71						
				52	A	UTEP	56 83	333	A	A&M-Corpus Christi	49 45						

Non-Div I Games: Tex. A&M-Kingsville 100 63 Huston-Tillotson 74 58 Our Lady Of The Lake 59 72

Tex.-Pan American

Average RPI Win:	206	WON-LOST	WINNING	LAST 10	STRENGTH OF	OPP. STRENGTH	TEAM	ADJ.	CONF.	ADJ CONF.
Average RPI Loss:	30	RECORD	PCT. RANK	GAMES	SCHEDULE	OF SCHEDULE	RPI	RPI	RPI	RPI
DIV. I ONLY	8- 11	205	1- 9	24	33	118	118	1	1	
DIV. I NON-CONF.	7- 4	104	1- 3	112	85	115	115	1	1	
TOTALS	RPI 1-25	RPI 26-50	W-L RECORDS	RPI 51-100	RPI 101-150	RPI 150+				
8- 11	0- 5	1- 5	OVERALL	1- 1	1- 0	5- 0				
6- 4	0- 2	1- 2	HOME	0- 0	0- 0	5- 0				
0- 4	0- 1	0- 2	AWAY	0- 1	0- 0	0- 0				
2- 3	0- 2	0- 1	NEUTRAL	1- 0	1- 0	0- 0				
7- 4	0- 3	0- 1	NON-CONFERENCE	1- 0	1- 0	5- 0				
5- 1	0- 1	0- 0	HOME	0- 0	0- 0	5- 0				
0- 0	0- 0	0- 0	AWAY	0- 0	0- 0	0- 0				
2- 3	0- 2	0- 1	NEUTRAL	1- 0	1- 0	0- 0				
1- 7	0- 2	1- 4	CONFERENCE	0- 1	0- 0	0- 0				
1- 3	0- 1	1- 2	HOME	0- 0	0- 0	0- 0				
0- 4	0- 1	0- 2	AWAY	0- 1	0- 0	0- 0				
0- 0	0- 0	0- 0	NEUTRAL	0- 0	0- 0	0- 0				

RPI	S	Opponent	Score	RPI	S	Opponent	Score	RPI	S	Opponent	Score	RPI	S	Opponent	Score	Team's RPI: 118
5	H	Tennessee	75 94	28	A	Iowa St.	65 73	54	A	West Virginia	49 53	140	N	Hofstra	72 52	
15	N	UCLA	42 62	31	H	Oklahoma St.	52 64	61	N	St. John's (NY)	70 60	219	H	Central Conn. St.	94 58	
16	N	Iowa	63 86	40	H	Texas Tech	59 66					259	H	Cornell	53 40	
25	A	Oklahoma	56 69	43	A	Kansas	38 76					265	H	La.-Monroe	77 49	
25	H	Oklahoma	70 78	49	H	Kansas St.	59 40					325	H	Jackson St.	80 53	
				50	N	Central Mich.	65 73					333	H	A&M-Corpus Christi	79 30	
LAST 12 Division I GAMES:																
49	H	Kansas St.	59 40	25	H	Oklahoma	70 78									
43	A	Kansas	38 76	28	A	Iowa St.	65 73									
25	A	Oklahoma	56 69	50	N	Central Mich.	65 73									
40	H	Texas Tech	59 66	16	N	Iowa	63 86									
31	H	Oklahoma St.	52 64	259	H	Cornell	53 40									
54	A	West Virginia	49 53	5	H	Tennessee	75 94									

Non-Div I Games:

Texas

■ Loss,
 ■ Non-Conf,
 ■ S Site,
 ■ H Home
 ■ A Away
 N Neutral

Average RPI Win:	127	WON-LOST	WINNING	LAST 10	STRENGTH OF	OPP. STRENGTH	TEAM	ADJ.	CONF.	ADJ CONF.
Average RPI Loss:	12	RECORD	PCT. RANK	GAMES	SCHEDULE	OF SCHEDULE	RPI	RPI	RPI	RPI
DIV. I ONLY	16- 5	44	8- 2	8	29	12	12	3	3	
DIV. I NON-CONF.	10- 4	71	4- 1	11	14	31	31	6	6	
TOTALS	RPI 1-25	RPI 26-50	W-L RECORDS	RPI 51-100	RPI 101-150	RPI 150+				
16- 5	1- 4	1- 1	OVERALL	4- 0	6- 0	4- 0				
10- 2	0- 2	0- 0	HOME	3- 0	4- 0	3- 0				
4- 2	1- 1	0- 1	AWAY	1- 0	1- 0	1- 0				
2- 1	0- 1	1- 0	NEUTRAL	0- 0	1- 0	0- 0				
10- 4	0- 3	1- 1	NON-CONFERENCE	1- 0	5- 0	3- 0				
7- 2	0- 2	0- 0	HOME	1- 0	3- 0	3- 0				
1- 1	0- 0	0- 1	AWAY	0- 0	1- 0	0- 0				
2- 1	0- 1	1- 0	NEUTRAL	0- 0	1- 0	0- 0				
6- 1	1- 1	0- 0	CONFERENCE	3- 0	1- 0	1- 0				
3- 0	0- 0	0- 0	HOME	2- 0	1- 0	0- 0				
3- 1	1- 1	0- 0	AWAY	1- 0	0- 0	1- 0				
0- 0	0- 0	0- 0	NEUTRAL	0- 0	0- 0	0- 0				

RPI 1-25				RPI 26-50				RPI 51-100				RPI 101+			
RPI	S	Opponent	Score	RPI	S	Opponent	Score	RPI	S	Opponent	Score	RPI	S	Opponent	Score
3	H	Connecticut	50 81	34	A	Louisville	45 47	58	H	Marquette	84 64	107	H	Liberty	70 55
6	N	Notre Dame	74 83	49	N	Kansas St.	83 60	69	A	Arkansas	63 51	109	A	Southern California	79 61
7	H	Penn St.	58 63					77	H	Auburn	78 56	117	H	Alabama	91 52
9	A	Kentucky	62 65					85	H	Missouri	77 58	128	H	Rice	80 57
22	A	Georgia	64 46									141	H	TCU	68 47
												142	N	Old Dominion	78 55
												178	H	Louisiana Tech	77 26
												234	A	Mississippi St.	81 33
												248	H	Prairie View	74 52
												261	H	Southern U.	88 48
LAST 12 Division I GAMES:															
85	H	Missouri	77 58	117	H	Alabama	91 52								
234	A	Mississippi St.	81 33	128	H	Rice	80 57								
22	A	Georgia	64 46	248	H	Prairie View	74 52								
77	H	Auburn	78 56	6	N	Notre Dame	74 83								
9	A	Kentucky	62 65	142	N	Old Dominion	78 55								
69	A	Arkansas	63 51	49	N	Kansas St.	83 60								

Non-Div I Games:

Texas A&M

Texas Southern

Through Games Of Sunday, January 27, 2013

Average RPI Win:	286	WON-LOST	WINNING	LAST 10	STRENGTH OF	OPP. STRENGTH	TEAM	ADJ.	CONF.	ADJ CONF.
Average RPI Loss:	137	RECORD	PCT. RANK	GAMES	SCHEDULE	OF SCHEDULE	RPI	RPI	RPI	RPI
DIV. I ONLY	10- 9	153	8- 2	263	328	187	187	31	31	
DIV. I NON-CONF.	3- 8	274	2- 2	86	271	194	194	31	31	
TOTALS	RPI 1-25	RPI 26-50	W-L RECORDS	RPI 51-100	RPI 101-150	RPI 150+				
10- 9	0- 0	0- 1	OVERALL	0- 3	1- 2	9- 3				
4- 1	0- 0	0- 0	HOME	0- 0	0- 0	4- 1				
6- 6	0- 0	0- 1	AWAY	0- 2	1- 1	5- 2				
0- 2	0- 0	0- 0	NEUTRAL	0- 1	0- 1	0- 0				
3- 8	0- 0	0- 1	NON-CONFERENCE	0- 3	1- 2	2- 2				
1- 1	0- 0	0- 0	HOME	0- 0	0- 0	1- 1				
2- 5	0- 0	0- 1	AWAY	0- 2	1- 1	1- 1				
0- 2	0- 0	0- 0	NEUTRAL	0- 1	0- 1	0- 0				
7- 1	0- 0	0- 0	CONFERENCE	0- 0	0- 0	7- 1				
3- 0	0- 0	0- 0	HOME	0- 0	0- 0	3- 0				
4- 1	0- 0	0- 0	AWAY	0- 0	0- 0	4- 1				
0- 0	0- 0	0- 0	NEUTRAL	0- 0	0- 0	0- 0				

RPI S	Opponent	Score	RPI S	Opponent	Score	RPI S	Opponent	Score	RPI S	Opponent	Score	Team's RPI: 187
			31	A Oklahoma St.	49 91	52	N UTEP	52 61	104	N Arizona	59 65	
						69	A Arkansas	50 72	125	A Sam Houston St.	62 57	
						76	A SMU	50 66	149	A McNeese St.	42 59	
									197	H Nicholls St.	58 65	
									248	A Prairie View	64 57	
									261	A Southern U.	60 72	
									270	H UMKC	64 53	
									284	A Mississippi Val.	58 47	
									297	H Alabama A&M	54 50	
									298	A Tex.-Pan American	46 65	
									318	H Grambling	91 64	
									321	A Ark.-Pine Bluff	65 61	
									325	H Jackson St.	73 66	
									334	A Alcorn	61 45	
									335	A Norfolk St.	68 53	
LAST 12 Division I GAMES:												
297	H Alabama A&M	54 50	334	A Alcorn	61 45							
284	A Mississippi Val.	58 47	261	A Southern U.	60 72							
321	A Ark.-Pine Bluff	65 61	197	H Nicholls St.	58 65							
318	H Grambling	91 64	270	H UMKC	64 53							
325	H Jackson St.	73 66	298	A Tex.-Pan American	46 65							
248	A Prairie View	64 57	125	A Sam Houston St.	62 57							

Non-Div I Games:

Texas Southern

■ Loss,
 ■ Non-Conf,
 ■ S Site,
 ■ Home
 ■ A Away
 N Neutral

Average RPI Win:	246	WON-LOST	WINNING	LAST 10	STRENGTH OF	OPP. STRENGTH	TEAM	ADJ.	CONF.	ADJ CONF.
Average RPI Loss:	171	RECORD	PCT. RANK	GAMES	SCHEDULE	OF SCHEDULE	RPI	RPI	RPI	RPI
DIV. I ONLY	6- 12	261	1- 9	265	191	281	281	25	25	
DIV. I NON-CONF.	5- 4	141	2- 1	211	120	148	148	24	24	
TOTALS	RPI 1-25	RPI 26-50	W-L RECORDS	RPI 51-100	RPI 101-150	RPI 150+				
6- 12	0- 0	0- 1	OVERALL	0- 1	1- 1	5- 9				
3- 6	0- 0	0- 0	HOME	0- 0	1- 1	2- 5				
3- 6	0- 0	0- 1	AWAY	0- 1	0- 0	3- 4				
0- 0	0- 0	0- 0	NEUTRAL	0- 0	0- 0	0- 0				
5- 4	0- 0	0- 1	NON-CONFERENCE	0- 1	1- 1	4- 1				
3- 1	0- 0	0- 0	HOME	0- 0	1- 1	2- 0				
2- 3	0- 0	0- 1	AWAY	0- 1	0- 0	2- 1				
0- 0	0- 0	0- 0	NEUTRAL	0- 0	0- 0	0- 0				
1- 8	0- 0	0- 0	CONFERENCE	0- 0	0- 0	1- 8				
0- 5	0- 0	0- 0	HOME	0- 0	0- 0	0- 5				
1- 3	0- 0	0- 0	AWAY	0- 0	0- 0	1- 3				
0- 0	0- 0	0- 0	NEUTRAL	0- 0	0- 0	0- 0				

RPI S	Opponent	Score	RPI S	Opponent	Score	RPI S	Opponent	Score	RPI S	Opponent	Score	Team's RPI: 281
			31	A Oklahoma St.	55 90	52	A UTEP	81 88	128	H Rice	61 73	
									141	H TCU	91 80	
									160	H Idaho	60 72	
									163	H Belmont	82 76	
									169	A Houston	61 74	
									172	H Seattle	58 70	
									178	A Louisiana Tech	58 71	
									190	A Utah St.	69 82	
									199	A North Texas	88 83	
									223	H New Mexico St.	58 61	
									231	H Denver	70 73	
									256	H UTSA	46 56	
									263	A San Jose St.	96 98	
									302	A Texas-Arlington	63 57	
									333	A A&M-Corpus Christi	69 51	
									336	H Kennesaw St.	75 61	
LAST 12 Division I GAMES:												
			172	H Seattle	58 70	231	H Denver	70 73				
			160	H Idaho	60 72	190	A Utah St.	69 82				
			256	H UTSA	46 56	263	A San Jose St.	96 98				
			302	A Texas-Arlington	63 57	169	A Houston	61 74				
			178	A Louisiana Tech	58 71	336	H Kennesaw St.	75 61				
			223	H New Mexico St.	58 61	333	A A&M-Corpus Christi	69 51				

Non-Div I Games: Huston-Tillotson 93 42

Texas St.

Texas Tech

Through Games Of Sunday, January 27, 2013

Average RPI Win:	150	WON-LOST	WINNING	LAST 10	STRENGTH OF	OPP. STRENGTH	TEAM	ADJ.	CONF.	ADJ CONF.
Average RPI Loss:	62	RECORD	PCT. RANK	GAMES	SCHEDULE	OF SCHEDULE	RPI	RPI	RPI	RPI
DIV. I ONLY	16- 4	31	8- 2	76	75	40	40	1	1	
DIV. I NON-CONF.	10- 2	28	3- 1	188	250	72	72	1	1	
TOTALS	RPI 1-25	RPI 26-50	W-L RECORDS	RPI 51-100	RPI 101-150	RPI 150+				
16- 4	0- 1	3- 2	OVERALL	3- 0	3- 0	7- 1				
11- 1	0- 0	2- 1	HOME	1- 0	2- 0	6- 0				
4- 2	0- 1	1- 0	AWAY	2- 0	1- 0	0- 1				
1- 1	0- 0	0- 1	NEUTRAL	0- 0	0- 0	1- 0				
10- 2	0- 0	0- 1	NON-CONFERENCE	2- 0	1- 0	7- 1				
8- 0	0- 0	0- 0	HOME	1- 0	1- 0	6- 0				
1- 1	0- 0	0- 0	AWAY	1- 0	0- 0	0- 1				
1- 1	0- 0	0- 1	NEUTRAL	0- 0	0- 0	1- 0				
6- 2	0- 1	3- 1	CONFERENCE	1- 0	2- 0	0- 0				
3- 1	0- 0	2- 1	HOME	0- 0	1- 0	0- 0				
3- 1	0- 1	1- 0	AWAY	1- 0	1- 0	0- 0				
0- 0	0- 0	0- 0	NEUTRAL	0- 0	0- 0	0- 0				

RPI 1-25				RPI 26-50				Team's RPI: 40	RPI 51-100				RPI 101+			
RPI	S	Opponent	Score	RPI	S	Opponent	Score		RPI	S	Opponent	Score	RPI	S	Opponent	Score
25	A	Oklahoma	55 65	28	H	Iowa St.	54 58		54	A	West Virginia	77 73	118	A	Texas	66 59
				31	A	Oklahoma St.	64 59		73	H	Illinois	75 56	137	H	Lamar	73 52
				36	N	Michigan St.	48 50		83	A	Arizona St.	61 49	141	H	TCU	53 42
				43	H	Kansas	70 63						157	A	New Mexico	61 65
				49	H	Kansas St.	59 50						169	H	Houston	86 56
													194	H	Northern Colo.	68 41
													197	H	Nicholls St.	78 48
													200	N	Oregon St.	66 48
													239	H	Southern Utah	73 54
													328	H	Lipscomb	61 41
													345	H	New Orleans	81 38
LAST 12 Division I GAMES:																
141	H	TCU	53 42	28	H	Iowa St.	54 58		31	A	Oklahoma St.	64 59				
54	A	West Virginia	77 73						169	H	Houston	86 56				
43	H	Kansas	70 63						200	N	Oregon St.	66 48				
118	A	Texas	66 59						36	N	Michigan St.	48 50				
25	A	Oklahoma	55 65						194	H	Northern Colo.	68 41				
49	H	Kansas St.	59 50													

Non-Div I Games:

Texas Tech

 Loss,
 Non-Conf, S Site,
 Home
 Away
N Neutral

Texas-Arlington

Through Games Of Sunday, January 27, 2013

Average RPI Win:	255	WON-LOST	WINNING	LAST 10	STRENGTH OF	OPP. STRENGTH	TEAM	ADJ.	CONF.	ADJ CONF.
Average RPI Loss:	182	RECORD	PCT. RANK	GAMES	SCHEDULE	OF SCHEDULE	RPI	RPI	RPI	RPI
DIV. I ONLY	3- 16	323	1- 9	211	286	302	302	25	25	
DIV. I NON-CONF.	2- 8	303	1- 2	170	294	266	266	24	24	
TOTALS	RPI 1-25	RPI 26-50	W-L RECORDS	RPI 51-100	RPI 101-150	RPI 150+				
3- 16	0- 0	0- 2	OVERALL	0- 1	0- 1	3- 12				
0- 8	0- 0	0- 1	HOME	0- 0	0- 1	0- 6				
3- 8	0- 0	0- 1	AWAY	0- 1	0- 0	3- 6				
0- 0	0- 0	0- 0	NEUTRAL	0- 0	0- 0	0- 0				
2- 8	0- 0	0- 2	NON-CONFERENCE	0- 1	0- 1	2- 4				
0- 4	0- 0	0- 1	HOME	0- 0	0- 1	0- 2				
2- 4	0- 0	0- 1	AWAY	0- 1	0- 0	2- 2				
0- 0	0- 0	0- 0	NEUTRAL	0- 0	0- 0	0- 0				
1- 8	0- 0	0- 0	CONFERENCE	0- 0	0- 0	1- 8				
0- 4	0- 0	0- 0	HOME	0- 0	0- 0	0- 4				
1- 4	0- 0	0- 0	AWAY	0- 0	0- 0	1- 4				
0- 0	0- 0	0- 0	NEUTRAL	0- 0	0- 0	0- 0				

RPI S	Opponent	Score	RPI S	Opponent	Score	RPI S	Opponent	Score	RPI S	Opponent	Score	Team's RPI: 302
			31	H Oklahoma St.	54 90	78	A Fresno St.	45 70	126	H Memphis	76 89	
			36	A Michigan St.	39 83				160	A Idaho	52 70	
									171	H Oral Roberts	41 73	
									172	A Seattle	53 69	
									178	A Louisiana Tech	58 65	
									190	H Utah St.	83 93	
									191	A George Washington	47 80	
									199	A North Texas	59 50	
									223	A New Mexico St.	62 59	
									231	A Denver	52 90	
									247	A Neb. Omaha	39 73	
									256	H UTSA	57 59	
									263	H San Jose St.	70 78	
									281	H Texas St.	57 63	
									298	H Tex.-Pan American	57 59	
									344	A Houston Baptist	77 71	
LAST 12 Division I GAMES:												
263	H	San Jose St.	70	78	178	A	Louisiana Tech	58	65			
190	H	Utah St.	83	93	231	A	Denver	52	90			
160	A	Idaho	52	70	223	A	New Mexico St.	62	59			
172	A	Seattle	53	69	31	H	Oklahoma St.	54	90			
281	H	Texas St.	57	63	199	A	North Texas	59	50			
256	H	UTSA	57	59	298	H	Tex.-Pan American	57	59			

Non-Div I Games:

Texas-Arlington

■ Loss,
■ Non-Conf,
■ S Site,
■ H Home
■ A Away
N Neutral

Toledo

Through Games Of Sunday, January 27, 2013

Average RPI Win:	187	WON-LOST	WINNING	LAST 10	STRENGTH OF	OPP. STRENGTH	TEAM	ADJ.	CONF.	ADJ CONF.
Average RPI Loss:	36	RECORD	PCT. RANK	GAMES	SCHEDULE	OF SCHEDULE	RPI	RPI	RPI	RPI
DIV. I ONLY	17- 2	9	9- 1	145	128	42	42	18	18	
DIV. I NON-CONF.	12- 1	4	6- 0	133	140	21	21	17	17	
TOTALS	RPI 1-25	RPI 26-50	W-L RECORDS	RPI 51-100	RPI 101-150	RPI 150+				
17- 2	0- 1	0- 1	OVERALL	3- 0	2- 0	12- 0				
7- 1	0- 0	0- 1	HOME	0- 0	1- 0	6- 0				
8- 1	0- 1	0- 0	AWAY	2- 0	0- 0	6- 0				
2- 0	0- 0	0- 0	NEUTRAL	1- 0	1- 0	0- 0				
12- 1	0- 1	0- 0	NON-CONFERENCE	2- 0	2- 0	8- 0				
6- 0	0- 0	0- 0	HOME	0- 0	1- 0	5- 0				
4- 1	0- 1	0- 0	AWAY	1- 0	0- 0	3- 0				
2- 0	0- 0	0- 0	NEUTRAL	1- 0	1- 0	0- 0				
5- 1	0- 0	0- 1	CONFERENCE	1- 0	0- 0	4- 0				
1- 1	0- 0	0- 1	HOME	0- 0	0- 0	1- 0				
4- 0	0- 0	0- 0	AWAY	1- 0	0- 0	3- 0				
0- 0	0- 0	0- 0	NEUTRAL	0- 0	0- 0	0- 0				

RPI S	Opponent	Score	RPI S	Opponent	Score	Team's RPI: 42	RPI S	Opponent	Score	RPI S	Opponent	Score
21	A Dayton	76 79	50	H Central Mich.	66 73		58	A Marquette	82 71	112	N Santa Clara	73 48
							84	N Charlotte	76 66	130	H Arkansas St.	56 34
							94	A Bowling Green	48 38	158	H Evansville	60 50
										161	A Akron	77 65
										189	H St. Bonaventure	59 45
										206	H SIU Edwardsville	59 43
										209	A Eastern Mich.	56 40
										228	H Milwaukee	83 59
										229	A Georgia St.	46 43
										244	A Nevada	73 61
										248	H Prairie View	76 41
										268	A Colorado St.	66 62
										276	H Buffalo	59 44
										279	A Northern Ill.	44 42
LAST 12 Division I GAMES:												
279	A Northern Ill.	44 42	229	A Georgia St.	46 43							
161	A Akron	77 65	84	N Charlotte	76 66							
276	H Buffalo	59 44	248	H Prairie View	76 41							
209	A Eastern Mich.	56 40	158	H Evansville	60 50							
94	A Bowling Green	48 38	58	A Marquette	82 71							
50	H Central Mich.	66 73	228	H Milwaukee	83 59							

Non-Div I Games:

Toledo

■ Loss,
■ Non-Conf, S Site,
■ Home
■ Away
N Neutral

Average RPI Win:	300	WON-LOST	WINNING	LAST 10	STRENGTH OF	OPP. STRENGTH	TEAM	ADJ.	CONF.	ADJ CONF.
Average RPI Loss:	187	RECORD	PCT. RANK	GAMES	SCHEDULE	OF SCHEDULE	RPI	RPI	RPI	RPI
DIV. I ONLY	7- 11	230	3- 7	325	244	299	299	14	14	
DIV. I NON-CONF.	6- 5	146	2- 3	341	307	282	282	15	15	
TOTALS	RPI 1-25	RPI 26-50	W-L RECORDS	RPI 51-100	RPI 101-150	RPI 150+				
7- 11	0- 1	0- 1	OVERALL	0- 1	0- 2	7- 6				
5- 4	0- 1	0- 0	HOME	0- 0	0- 1	5- 2				
2- 7	0- 0	0- 1	AWAY	0- 1	0- 1	2- 4				
0- 0	0- 0	0- 0	NEUTRAL	0- 0	0- 0	0- 0				
6- 5	0- 1	0- 0	NON-CONFERENCE	0- 0	0- 1	6- 3				
4- 2	0- 1	0- 0	HOME	0- 0	0- 1	4- 0				
2- 3	0- 0	0- 0	AWAY	0- 0	0- 0	2- 3				
0- 0	0- 0	0- 0	NEUTRAL	0- 0	0- 0	0- 0				
1- 6	0- 0	0- 1	CONFERENCE	0- 1	0- 1	1- 3				
1- 2	0- 0	0- 0	HOME	0- 0	0- 0	1- 2				
0- 4	0- 0	0- 1	AWAY	0- 1	0- 1	0- 1				
0- 0	0- 0	0- 0	NEUTRAL	0- 0	0- 0	0- 0				

RPI 1-25				RPI 26-50				RPI 51-100				RPI 101+ Team's RPI: 299			
RPI	S	Opponent	Score	RPI	S	Opponent	Score	RPI	S	Opponent	Score	RPI	S	Opponent	Score
8	H	Maryland	43 88	27	A	Delaware	44 76	81	A	Drexel	55 76	142	A	Old Dominion	55 65
												146	H	Bucknell	62 75
												224	A	Loyola Maryland	44 52
												229	H	Georgia St.	49 56
												255	H	George Mason	54 65
												260	H	Delaware St.	69 61
												278	H	Coppin St.	58 55
												290	H	UNC Wilmington	55 53
												301	A	William & Mary	50 59
												308	A	UMBC	62 44
												313	H	Morgan St.	61 57
												315	A	LIU Brooklyn	63 65
												322	A	Manhattan	63 60
												326	H	Maine	69 64
												327	A	UMES	48 60
LAST 12 Division I GAMES:															
290	H	UNC Wilmington	55 53	81	A	Drexel	55 76	326	H	Maine	69 64	260	H	Delaware St.	69 61
301	A	William & Mary	50 59	27	A	Delaware	44 76	260	H	Delaware St.	69 61	146	H	Bucknell	62 75
255	H	George Mason	54 65	229	H	Georgia St.	49 56	8	H	Maryland	43 88	327	A	UMES	48 60
229	H	Georgia St.	49 56	142	A	Old Dominion	55 65								

Non-Div I Games:

Towson

■ Loss,
■ Non-Conf, S Site,
■ Home
■ Away
N Neutral

Average RPI Win:	293	WON-LOST	WINNING	LAST 10	STRENGTH OF	OPP. STRENGTH	TEAM	ADJ.	CONF.	ADJ CONF.
Average RPI Loss:	169	RECORD	PCT. RANK	GAMES	SCHEDULE	OF SCHEDULE	RPI	RPI	RPI	RPI
DIV. I ONLY	3- 16	323	1- 9	250	229	320	320	13	13	
DIV. I NON-CONF.	3- 6	242	2- 2	274	319	291	291	13	13	
TOTALS	RPI 1-25	RPI 26-50	W-L RECORDS	RPI 51-100	RPI 101-150	RPI 150+				
3- 16	0- 0	0- 0	OVERALL	0- 3	0- 5	3- 8				
2- 7	0- 0	0- 0	HOME	0- 1	0- 4	2- 2				
1- 9	0- 0	0- 0	AWAY	0- 2	0- 1	1- 6				
0- 0	0- 0	0- 0	NEUTRAL	0- 0	0- 0	0- 0				
3- 6	0- 0	0- 0	NON-CONFERENCE	0- 1	0- 2	3- 3				
2- 2	0- 0	0- 0	HOME	0- 0	0- 2	2- 0				
1- 4	0- 0	0- 0	AWAY	0- 1	0- 0	1- 3				
0- 0	0- 0	0- 0	NEUTRAL	0- 0	0- 0	0- 0				
0- 10	0- 0	0- 0	CONFERENCE	0- 2	0- 3	0- 5				
0- 5	0- 0	0- 0	HOME	0- 1	0- 2	0- 2				
0- 5	0- 0	0- 0	AWAY	0- 1	0- 1	0- 3				
0- 0	0- 0	0- 0	NEUTRAL	0- 0	0- 0	0- 0				

RPI S	Opponent	Score	RPI S	Opponent	Score	RPI S	Opponent	Score	RPI S	Opponent	Score	Team's RPI: 320
						57	A Florida	62 87	117	H Alabama	71 80	
						75	H Western Ky.	81 84	123	A UALR	52 75	
						95	A FIU	76 82	123	H UALR	50 71	
									130	H Arkansas St.	74 87	
									150	H Mercer	90 96	
									173	A Fla. Atlantic	63 74	
									173	H Fla. Atlantic	80 81	
									181	A Winthrop	82 87	
									199	A North Texas	71 87	
									234	A Mississippi St.	60 82	
									243	H Furman	118 96	
									265	A La.-Monroe	74 79	
									265	H La.-Monroe	69 75	
									307	A Jacksonville	88 83	
									330	H Alabama St.	90 88	
									336	A Kennesaw St.	65 72	
LAST 12 Division I GAMES:												
265	A La.-Monroe	74 79	199	A North Texas	71 87							
130	H Arkansas St.	74 87	234	A Mississippi St.	60 82							
95	A FIU	76 82	173	H Fla. Atlantic	80 81							
173	A Fla. Atlantic	63 74	307	A Jacksonville	88 83							
265	H La.-Monroe	69 75	117	H Alabama	71 80							
123	H UALR	50 71	330	H Alabama St.	90 88							

Non-Div I Games:

Troy

Average RPI Win: 200	WON-LOST	WINNING	LAST 10	STRENGTH OF	OPP. STRENGTH	TEAM	ADJ.	CONF.	ADJ CONF.
Average RPI Loss: 123	RECORD	PCT. RANK	GAMES	SCHEDULE	OF SCHEDULE	RPI	RPI	RPI	RPI
DIV. I ONLY	13- 4	42	6- 3	268	110	124	124	10	10
DIV. I NON-CONF.	10- 2	28	5- 1	320	90	139	139	11	11
TOTALS	RPI 1-25	RPI 26-50	W-L RECORDS	RPI 51-100	RPI 101-150	RPI 150+			
13- 4	0- 0	0- 0	OVERALL	1- 2	3- 1	9- 1			
6- 4	0- 0	0- 0	HOME	0- 2	2- 1	4- 1			
5- 0	0- 0	0- 0	AWAY	1- 0	1- 0	3- 0			
2- 0	0- 0	0- 0	NEUTRAL	0- 0	0- 0	2- 0			
10- 2	0- 0	0- 0	NON-CONFERENCE	1- 1	1- 0	8- 1			
5- 2	0- 0	0- 0	HOME	0- 1	1- 0	4- 1			
3- 0	0- 0	0- 0	AWAY	1- 0	0- 0	2- 0			
2- 0	0- 0	0- 0	NEUTRAL	0- 0	0- 0	2- 0			
3- 2	0- 0	0- 0	CONFERENCE	0- 1	2- 1	1- 0			
1- 2	0- 0	0- 0	HOME	0- 1	1- 1	0- 0			
2- 0	0- 0	0- 0	AWAY	0- 0	1- 0	1- 0			
0- 0	0- 0	0- 0	NEUTRAL	0- 0	0- 0	0- 0			

RPI S	Opponent	Score	RPI S	Opponent	Score	RPI S	Opponent	Score	RPI S	Opponent	Score	Team's RPI: 124
						64	A LSU	66 64	101	H East Carolina	52 55	
						76	H SMU	56 62	126	H Memphis	72 62	
						77	H Auburn	65 70	128	A Rice	69 65	
									149	H McNeese St.	69 63	
									178	H Louisiana Tech	66 59	
									182	N Bradley	74 69	
									199	H North Texas	73 62	
									209	H Eastern Mich.	71 65	
									238	H La.-Lafayette	64 65	
									261	A Southern U.	65 45	
									265	A La.-Monroe	70 60	
									273	A Marshall	67 57	
									275	N Western Mich.	66 48	
									290	H UNC Wilmington	73 58	
LAST 12 Division I GAMES:												
			101	H East Carolina	52 55	209	H Eastern Mich.	71 65				
			126	H Memphis	72 62	199	H North Texas	73 62				
			128	A Rice	69 65	238	H La.-Lafayette	64 65				
			273	A Marshall	67 57	64	A LSU	66 64				
			76	H SMU	56 62	290	H UNC Wilmington	73 58				
			149	H McNeese St.	69 63	77	H Auburn	65 70				

Non-Div I Games: Loyola (LA) 81 41

Tulane

Average RPI Win:	261	WON-LOST	WINNING	LAST 10	STRENGTH OF	OPP. STRENGTH	TEAM	ADJ.	CONF.	ADJ CONF.
Average RPI Loss:	120	RECORD	PCT. RANK	GAMES	SCHEDULE	OF SCHEDULE	RPI	RPI	RPI	RPI
DIV. I ONLY	6- 12	261	3- 6	135	177	237	237	10	10	
DIV. I NON-CONF.	4- 8	242	2- 3	203	258	244	244	11	11	
TOTALS	RPI 1-25	RPI 26-50	W-L RECORDS	RPI 51-100	RPI 101-150	RPI 150+				
6- 12	0- 0	0- 0	OVERALL	0- 5	0- 4	6- 3				
4- 4	0- 0	0- 0	HOME	0- 3	0- 1	4- 0				
2- 6	0- 0	0- 0	AWAY	0- 1	0- 3	2- 2				
0- 2	0- 0	0- 0	NEUTRAL	0- 1	0- 0	0- 1				
4- 8	0- 0	0- 0	NON-CONFERENCE	0- 3	0- 2	4- 3				
2- 2	0- 0	0- 0	HOME	0- 1	0- 1	2- 0				
2- 4	0- 0	0- 0	AWAY	0- 1	0- 1	2- 2				
0- 2	0- 0	0- 0	NEUTRAL	0- 1	0- 0	0- 1				
2- 4	0- 0	0- 0	CONFERENCE	0- 2	0- 2	2- 0				
2- 2	0- 0	0- 0	HOME	0- 2	0- 0	2- 0				
0- 2	0- 0	0- 0	AWAY	0- 0	0- 2	0- 0				
0- 0	0- 0	0- 0	NEUTRAL	0- 0	0- 0	0- 0				

RPI 1-25			RPI 26-50			RPI 51-100			RPI 101+			Team's RPI: 237
RPI	S	Opponent	Score	RPI	S	Opponent	Score	RPI	S	Opponent	Score	
						52 H UTEP	64 71	101 A East Carolina		63 69		
						69 H Arkansas	56 64	123 A UALR		51 78		
						73 N Illinois	75 82	123 H UALR		64 73		
						76 H SMU	46 71	128 A Rice		53 56		
						92 A BYU	48 70	151 H UCF		54 51		
								171 A Oral Roberts		53 64		
								202 N Loyola Marymount		74 75		
								225 A Stephen F. Austin		69 73		
								247 A Neb. Omaha		49 48		
								268 H Colorado St.		58 43		
								273 H Marshall		67 49		
								311 H Utah Valley		80 53		
								318 A Grambling		75 62		
LAST 12 Division I GAMES:												
						76 H SMU	46 71	225 A Stephen F. Austin		69 73		
						151 H UCF	54 51	318 A Grambling		75 62		
						101 A East Carolina	63 69	123 A UALR		51 78		
						273 H Marshall	67 49	92 A BYU		48 70		
						128 A Rice	53 56	268 H Colorado St.		58 43		
						52 H UTEP	64 71	247 A Neb. Omaha		49 48		

Non-Div I Games: Langston 97 35

Tulsa

Average RPI Win:	231	WON-LOST	WINNING	LAST 10	STRENGTH OF	OPP. STRENGTH	TEAM	ADJ.	CONF.	ADJ CONF.
Average RPI Loss:	149	RECORD	PCT. RANK	GAMES	SCHEDULE	OF SCHEDULE	RPI	RPI	RPI	RPI
DIV. I ONLY	13- 5	57	6- 4	280	203	129	129	10	10	
DIV. I NON-CONF.	9- 4	76	4- 3	311	279	196	196	11	11	
TOTALS	RPI 1-25	RPI 26-50	W-L RECORDS	RPI 51-100	RPI 101-150	RPI 150+				
13- 5	0- 0	0- 1	OVERALL	1- 1	2- 1	10- 2				
6- 3	0- 0	0- 0	HOME	0- 1	1- 1	5- 1				
5- 2	0- 0	0- 1	AWAY	1- 0	1- 0	3- 1				
2- 0	0- 0	0- 0	NEUTRAL	0- 0	0- 0	2- 0				
9- 4	0- 0	0- 1	NON-CONFERENCE	0- 1	2- 0	7- 2				
5- 2	0- 0	0- 0	HOME	0- 1	1- 0	4- 1				
2- 2	0- 0	0- 1	AWAY	0- 0	1- 0	1- 1				
2- 0	0- 0	0- 0	NEUTRAL	0- 0	0- 0	2- 0				
4- 1	0- 0	0- 0	CONFERENCE	1- 0	0- 1	3- 0				
1- 1	0- 0	0- 0	HOME	0- 0	0- 1	1- 0				
3- 0	0- 0	0- 0	AWAY	1- 0	0- 0	2- 0				
0- 0	0- 0	0- 0	NEUTRAL	0- 0	0- 0	0- 0				

RPI	S	Opponent	Score	RPI	S	Opponent	Score	RPI	S	Opponent	Score	RPI	S	Opponent	Score	Team's RPI: 129
30	A	Vanderbilt	54 69	51	H	Chattanooga	57 66	126	H	Memphis	55 63	138	A	High Point	58 53	
				52	A	UTEP	61 57	143	H	UT Martin	56 51	151	A	UCF	64 46	
								169	H	Houston	54 46	212	N	Tennessee St.	68 60	
								255	A	George Mason	55 58	273	A	Marshall	61 45	
								284	H	Mississippi Val.	70 47	285	H	Morehead St.	50 57	
								297	A	Alabama A&M	72 53	306	H	Austin Peay	72 54	
								321	H	Ark.-Pine Bluff	71 25	329	H	UNC Greensboro	80 62	
								330	N	Alabama St.	74 41					
LAST 12 Division I GAMES:																
273	A	Marshall	61 45	329	H	UNC Greensboro	80 62									
126	H	Memphis	55 63	143	H	UT Martin	56 51									
52	A	UTEP	61 57	285	H	Morehead St.	50 57									
169	H	Houston	54 46	255	A	George Mason	55 58									
151	A	UCF	64 46	138	A	High Point	58 53									
51	H	Chattanooga	57 66	330	N	Alabama St.	74 41									

Non-Div I Games:

UAB

■ Loss,
 ■ Non-Conf,
 S Site,
 ■ Home
 ■ Away
 N Neutral

Average RPI Win:	198	WON-LOST	WINNING	LAST 10	STRENGTH OF	OPP. STRENGTH	TEAM	ADJ.	CONF.	ADJ CONF.
Average RPI Loss:	120	RECORD	PCT. RANK	GAMES	SCHEDULE	OF SCHEDULE	RPI	RPI	RPI	RPI
DIV. I ONLY	13- 7	82	4- 6	180	134	123	123	13	13	
DIV. I NON-CONF.	7- 1	21	2- 0	134	116	44	44	13	13	
TOTALS	RPI 1-25	RPI 26-50	W-L RECORDS	RPI 51-100	RPI 101-150	RPI 150+				
13- 7	0- 0	0- 1	OVERALL	1- 3	3- 1	9- 2				
7- 4	0- 0	0- 0	HOME	0- 2	1- 1	6- 1				
6- 3	0- 0	0- 1	AWAY	1- 1	2- 0	3- 1				
0- 0	0- 0	0- 0	NEUTRAL	0- 0	0- 0	0- 0				
7- 1	0- 0	0- 0	NON-CONFERENCE	1- 0	2- 1	4- 0				
4- 1	0- 0	0- 0	HOME	0- 0	1- 1	3- 0				
3- 0	0- 0	0- 0	AWAY	1- 0	1- 0	1- 0				
0- 0	0- 0	0- 0	NEUTRAL	0- 0	0- 0	0- 0				
6- 6	0- 0	0- 1	CONFERENCE	0- 3	1- 0	5- 2				
3- 3	0- 0	0- 0	HOME	0- 2	0- 0	3- 1				
3- 3	0- 0	0- 1	AWAY	0- 1	1- 0	2- 1				
0- 0	0- 0	0- 0	NEUTRAL	0- 0	0- 0	0- 0				

RPI 1-25			RPI 26-50			RPI 51-100			RPI 101+			Team's RPI: 123
RPI	S	Opponent	Score	RPI	S	Opponent	Score	RPI	S	Opponent	Score	
				48	A	Middle Tenn.	56 65	75	A	Western Ky.	61 70	108 H Missouri St. 68 78
								75	H	Western Ky.	69 78	126 A Memphis 56 44
								76	A	SMU	47 43	128 H Rice 76 48
								95	H	FIU	53 55	139 A South Ala. 49 40
												171 H Oral Roberts 79 47
												173 H Fla. Atlantic 77 45
												179 H Southern Miss. 64 45
												199 A North Texas 52 48
												199 H North Texas 65 68
												237 A Tulsa 73 64
												237 H Tulsa 78 51
												238 A La.-Lafayette 54 56
												265 H La.-Monroe 71 54
												320 A Troy 71 50
												320 H Troy 75 52
LAST 12 Division I GAMES:												
199	A	North Texas	52 48	320	A	Troy	71 50					
173	H	Fla. Atlantic	77 45	75	H	Western Ky.	69 78					
75	A	Western Ky.	61 70	238	A	La.-Lafayette	54 56					
48	A	Middle Tenn.	56 65	139	A	South Ala.	49 40					
95	H	FIU	53 55	237	H	Tulsa	78 51					
199	H	North Texas	65 68	126	A	Memphis	56 44					

Non-Div I Games:

UALR

■ Loss,
 ■ Non-Conf,
 ■ S Site,
 ■ H Home
 ■ A Away
 N Neutral

U
C
D
a
v
i
s

UC Davis				Through Games Of Sunday, January 27, 2013						
Average RPI Win:	200	WON-LOST	WINNING	LAST 10	STRENGTH OF	OPP. STRENGTH	TEAM	ADJ.	CONF.	ADJ CONF.
Average RPI Loss:	105	RECORD	PCT. RANK	GAMES	SCHEDULE	OF SCHEDULE	RPI	RPI	RPI	RPI
DIV. I ONLY		8- 10	200	4- 6	140	89	147	147	11	11
DIV. I NON-CONF.		5- 6	187	3- 2	171	74	186	186	10	10
<hr/>										
TOTALS		RPI 1-25	RPI 26-50	W-L RECORDS	RPI 51-100	RPI 101-150	RPI 150+			
8- 10	0- 2		0- 1	OVERALL	1- 1	2- 3	5- 3			
2- 5	0- 1		0- 1	HOME	1- 1	1- 0	0- 2			
4- 5	0- 0		0- 0	AWAY	0- 0	1- 0	3- 1			
2- 0	0- 0		0- 0	NEUTRAL	0- 0	0- 0	2- 0			
<hr/>										
5- 6	0- 1		0- 1	NON-CONFERENCE	0- 1	2- 1	3- 2			
1- 4	0- 1		0- 1	HOME	0- 1	1- 0	0- 1			
2- 2	0- 0		0- 0	AWAY	0- 0	1- 1	1- 1			
2- 0	0- 0		0- 0	NEUTRAL	0- 0	0- 0	2- 0			
<hr/>										
3- 4	0- 1		0- 0	CONFERENCE	1- 0	0- 2	2- 1			
1- 1	0- 0		0- 0	HOME	1- 0	0- 0	0- 1			
2- 3	0- 1		0- 0	AWAY	0- 0	0- 2	2- 0			
0- 0	0- 0		0- 0	NEUTRAL	0- 0	0- 0	0- 0			
<hr/>										
RPI 1-25				RPI 26-50		RPI 51-100		RPI 101+		Team's RPI: 147
RPI S	Opponent	Score	RPI S	Opponent	Score	RPI S	Opponent	Score		
1	H Stanford	38 87	35	H St. Mary's (CA)	56 75	62	H Washington	56 81	105	A Cal Poly 71 73
23	A Pacific	64 78				71	H Cal St. Northridge	61 46	109	A Southern California 78 69
									112	H Santa Clara 70 59
									136	A UC Santa Barbara 43 58
									145	A Sacramento St. 65 66
									164	A San Francisco 65 72
									174	H Hawaii 63 71
									183	N Navy 66 63
									207	H Pepperdine 68 83
									216	A UC Riverside 61 49
									271	A Cal St. Fullerton 88 44
									293	N CSU Bakersfield 71 59
									344	A Houston Baptist 77 64
<hr/>										
LAST 12 Division I GAMES:										
216	A UC Riverside	61 49	23	A Pacific	64 78					
271	A Cal St. Fullerton	88 44	145	A Sacramento St.	65 66					
174	H Hawaii	63 71	62	H Washington	56 81					
71	H Cal St. Northridge	61 46	293	N CSU Bakersfield	71 59					
136	A UC Santa Barbara	43 58	109	A Southern California	78 69					
105	A Cal Poly	71 73	112	H Santa Clara	70 59					

Average RPI Win:	235	WON-LOST	WINNING	LAST 10	STRENGTH OF	OPP. STRENGTH	TEAM	ADJ.	CONF.	ADJ CONF.
Average RPI Loss:	170	RECORD	PCT. RANK	GAMES	SCHEDULE	OF SCHEDULE	RPI	RPI	RPI	RPI
DIV. I ONLY	4- 15	312	2- 8	229	168	288	288	11	11	
DIV. I NON-CONF.	4- 8	242	2- 3	249	236	248	248	10	10	
TOTALS	RPI 1-25	RPI 26-50	W-L RECORDS	RPI 51-100	RPI 101-150	RPI 150+				
4- 15	0- 0	0- 1	OVERALL	0- 1	0- 4	4- 9				
0- 7	0- 0	0- 0	HOME	0- 0	0- 2	0- 5				
3- 8	0- 0	0- 1	AWAY	0- 1	0- 2	3- 4				
1- 0	0- 0	0- 0	NEUTRAL	0- 0	0- 0	1- 0				
4- 8	0- 0	0- 1	NON-CONFERENCE	0- 0	0- 2	4- 5				
0- 4	0- 0	0- 0	HOME	0- 0	0- 0	0- 4				
3- 4	0- 0	0- 1	AWAY	0- 0	0- 2	3- 1				
1- 0	0- 0	0- 0	NEUTRAL	0- 0	0- 0	1- 0				
0- 7	0- 0	0- 0	CONFERENCE	0- 1	0- 2	0- 4				
0- 3	0- 0	0- 0	HOME	0- 0	0- 2	0- 1				
0- 4	0- 0	0- 0	AWAY	0- 1	0- 0	0- 3				
0- 0	0- 0	0- 0	NEUTRAL	0- 0	0- 0	0- 0				

RPI 1-25			RPI 26-50			RPI 51-100			RPI 101+			Team's RPI: 288
RPI	S	Opponent	Score	RPI	S	Opponent	Score	RPI	S	Opponent	Score	
				47	A	San Diego St.	53 63	71	A	Cal St. Northridge	48 59	
								105	H	Cal Poly	46 64	
								110	A	Utah	42 58	
								112	A	Santa Clara	54 77	
								136	H	UC Santa Barbara	46 51	
								153	A	Long Beach St.	61 71	
								160	H	Idaho	55 73	
								172	A	Seattle	61 60	
								174	A	Hawaii	46 56	
								190	A	Utah St.	71 70	
								216	H	UC Riverside	67 68	
								223	A	New Mexico St.	44 50	
								231	H	Denver	52 62	
								244	H	Nevada	49 72	
								271	A	Cal St. Fullerton	51 65	
								283	N	Drake	69 64	
								293	A	CSU Bakersfield	66 52	
								293	H	CSU Bakersfield	64 71	
LAST 12 Division I GAMES:												
				153	A	Long Beach St.	61 71	136	H	UC Santa Barbara	46 51	
				216	H	UC Riverside	67 68	293	A	CSU Bakersfield	66 52	
				271	A	Cal St. Fullerton	51 65	110	A	Utah	42 58	
				71	A	Cal St. Northridge	48 59	190	A	Utah St.	71 70	
				174	A	Hawaii	46 56	293	H	CSU Bakersfield	64 71	
				105	H	Cal Poly	46 64	160	H	Idaho	55 73	

Non-Div I Games:

UC Irvine

UC Riverside

Through Games Of Sunday, January 27, 2013

Average RPI Win:	236	WON-LOST	WINNING	LAST 10	STRENGTH OF	OPP. STRENGTH	TEAM	ADJ.	CONF.	ADJ CONF.
Average RPI Loss:	105	RECORD	PCT. RANK	GAMES	SCHEDULE	OF SCHEDULE	RPI	RPI	RPI	RPI
DIV. I ONLY	9- 9	163	4- 6	225	84	216	216	11	11	
DIV. I NON-CONF.	7- 4	104	3- 2	267	49	173	173	10	10	
TOTALS	RPI 1-25	RPI 26-50	W-L RECORDS	RPI 51-100	RPI 101-150	RPI 150+				
9- 9	0- 3	0- 0	OVERALL	0- 2	0- 1	9- 3				
4- 8	0- 2	0- 0	HOME	0- 2	0- 1	4- 3				
5- 1	0- 1	0- 0	AWAY	0- 0	0- 0	5- 0				
0- 0	0- 0	0- 0	NEUTRAL	0- 0	0- 0	0- 0				
7- 4	0- 2	0- 0	NON-CONFERENCE	0- 1	0- 0	7- 1				
4- 3	0- 1	0- 0	HOME	0- 1	0- 0	4- 1				
3- 1	0- 1	0- 0	AWAY	0- 0	0- 0	3- 0				
0- 0	0- 0	0- 0	NEUTRAL	0- 0	0- 0	0- 0				
2- 5	0- 1	0- 0	CONFERENCE	0- 1	0- 1	2- 2				
0- 5	0- 1	0- 0	HOME	0- 1	0- 1	0- 2				
2- 0	0- 0	0- 0	AWAY	0- 0	0- 0	2- 0				
0- 0	0- 0	0- 0	NEUTRAL	0- 0	0- 0	0- 0				

RPI 1-25				RPI 26-50				RPI 51-100				RPI 101+ Team's RPI: 216			
RPI	S	Opponent	Score	RPI	S	Opponent	Score	RPI	S	Opponent	Score	RPI	S	Opponent	Score
20	H	Princeton	68 72					53	H	Gonzaga	53 60	147	H	UC Davis	49 61
23	H	Pacific	56 85					71	H	Cal St. Northridge	49 65	153	A	Long Beach St.	50 49
25	A	Oklahoma	46 70									160	H	Idaho	64 78
												168	H	Washington St.	71 65
												174	H	Hawaii	50 65
												190	H	Utah St.	94 90
												207	A	Pepperdine	79 71
												238	A	La.-Lafayette	55 37
												271	H	Cal St. Fullerton	49 54
												282	H	UNLV	82 66
												288	A	UC Irvine	68 67
												293	A	CSU Bakersfield	75 63
												303	H	Northern Ariz.	71 43
LAST 12 Division I GAMES:															
147	H	UC Davis	49 61	71	H	Cal St. Northridge	49 65	282	H	UNLV	82 66				
23	H	Pacific	56 85	25	A	Oklahoma	46 70	238	A	La.-Lafayette	55 37				
288	A	UC Irvine	68 67	160	H	Idaho	64 78	303	H	Northern Ariz.	71 43				
153	A	Long Beach St.	50 49												
271	H	Cal St. Fullerton	49 54												
174	H	Hawaii	50 65												

Non-Div I Games:

UC Riverside

■ Loss,
 ■ Non-Conf,
 ■ S Site,
 ■ H Home
 ■ A Away
 N Neutral

Average RPI Win:	175	WON-LOST	WINNING	LAST 10	STRENGTH OF	OPP. STRENGTH	TEAM	ADJ.	CONF.	ADJ CONF.
Average RPI Loss:	106	RECORD	PCT. RANK	GAMES	SCHEDULE	OF SCHEDULE	RPI	RPI	RPI	RPI
DIV. I ONLY	8- 11	205	4- 6	91	78	136	136	11	11	
DIV. I NON-CONF.	4- 8	242	2- 3	105	64	190	190	10	10	
TOTALS	RPI 1-25	RPI 26-50	W-L RECORDS	RPI 51-100	RPI 101-150	RPI 150+				
8- 11	0- 2	0- 2	OVERALL	2- 1	1- 3	5- 3				
2- 5	0- 2	0- 2	HOME	0- 0	1- 1	1- 0				
5- 4	0- 0	0- 0	AWAY	2- 1	0- 1	3- 2				
1- 2	0- 0	0- 0	NEUTRAL	0- 0	0- 1	1- 1				
4- 8	0- 1	0- 2	NON-CONFERENCE	1- 1	0- 2	3- 2				
1- 4	0- 1	0- 2	HOME	0- 0	0- 1	1- 0				
2- 2	0- 0	0- 0	AWAY	1- 1	0- 0	1- 1				
1- 2	0- 0	0- 0	NEUTRAL	0- 0	0- 1	1- 1				
4- 3	0- 1	0- 0	CONFERENCE	1- 0	1- 1	2- 1				
1- 1	0- 1	0- 0	HOME	0- 0	1- 0	0- 0				
3- 2	0- 0	0- 0	AWAY	1- 0	0- 1	2- 1				
0- 0	0- 0	0- 0	NEUTRAL	0- 0	0- 0	0- 0				

RPI 1-25				RPI 26-50				RPI 51-100				RPI 101+				Team's RPI: 136	
RPI	S	Opponent	Score	RPI	S	Opponent	Score	RPI	S	Opponent	Score	RPI	S	Opponent	Score		
9	H	Kentucky	38 66	35	H	St. Mary's (CA)	39 49	62	A	Washington	54 46	105	A	Cal Poly	47 66		
23	H	Pacific	52 64	49	H	Kansas St.	45 60	71	A	Cal St. Northridge	56 37	108	N	Missouri St.	61 68		
								92	A	BYU	39 67	109	H	Southern California	51 62		
												147	H	UC Davis	58 43		
												153	A	Long Beach St.	45 52		
												174	A	Hawaii	51 50		
												200	N	Oregon St.	46 49		
												202	A	Loyola Marymount	76 69		
												223	H	New Mexico St.	43 41		
												234	N	Mississippi St.	60 43		
												282	A	UNLV	52 58		
												288	A	UC Irvine	51 46		
LAST 12 Division I GAMES:																	
				174	A	Hawaii	51 50					288	A	UC Irvine	51 46		
				71	A	Cal St. Northridge	56 37					49	H	Kansas St.	45 60		
				105	A	Cal Poly	47 66					9	H	Kentucky	38 66		
				147	H	UC Davis	58 43					92	A	BYU	39 67		
				23	H	Pacific	52 64					62	A	Washington	54 46		
				153	A	Long Beach St.	45 52					202	A	Loyola Marymount	76 69		

Non-Div I Games:

UC Santa Barbara

■ Loss,
 ■ Non-Conf,
 ■ S Site,
 ■ H Home
 ■ A Away
 N Neutral

Average RPI Win:	176	WON-LOST	WINNING	LAST 10	STRENGTH OF	OPP. STRENGTH	TEAM	ADJ.	CONF.	ADJ CONF.
Average RPI Loss:	127	RECORD	PCT. RANK	GAMES	SCHEDULE	OF SCHEDULE	RPI	RPI	RPI	RPI
DIV. I ONLY	7- 12	241	4- 6	56	165	151	151	10	10	
DIV. I NON-CONF.	6- 8	204	4- 3	55	180	144	144	11	11	
TOTALS	RPI 1-25	RPI 26-50	W-L RECORDS	RPI 51-100	RPI 101-150	RPI 150+				
7- 12	0- 0	0- 1	OVERALL	2- 4	2- 3	3- 4				
3- 5	0- 0	0- 0	HOME	0- 1	1- 1	2- 3				
3- 4	0- 0	0- 0	AWAY	2- 2	1- 1	0- 1				
1- 3	0- 0	0- 1	NEUTRAL	0- 1	0- 1	1- 0				
6- 8	0- 0	0- 1	NON-CONFERENCE	2- 3	1- 2	3- 2				
3- 3	0- 0	0- 0	HOME	0- 1	1- 0	2- 2				
2- 2	0- 0	0- 0	AWAY	2- 1	0- 1	0- 0				
1- 3	0- 0	0- 1	NEUTRAL	0- 1	0- 1	1- 0				
1- 4	0- 0	0- 0	CONFERENCE	0- 1	1- 1	0- 2				
0- 2	0- 0	0- 0	HOME	0- 0	0- 1	0- 1				
1- 2	0- 0	0- 0	AWAY	0- 1	1- 0	0- 1				
0- 0	0- 0	0- 0	NEUTRAL	0- 0	0- 0	0- 0				

U
C
FU
C
F

RPI	S	Opponent	Score	RPI	S	Opponent	Score	RPI	S	Opponent	Score	RPI	S	Opponent	Score	Team's RPI: 151
34	N	Louisville	73 94	60	A	FGCU	60 53	108	N	Missouri St.	75 83	126	A	Memphis	70 65	
				61	N	St. John's (NY)	54 72	129	H	UAB	46 64	139	H	South Ala.	55 54	
				76	A	SMU	54 69	141	A	TCU	55 61	152	H	Presbyterian	49 53	
				84	H	Charlotte	59 62	179	H	Southern Miss.	57 62	229	H	Georgia St.	50 64	
				94	A	Bowling Green	59 56	234	N	Mississippi St.	64 56	237	A	Tulsa	51 54	
				95	A	FIU	49 66	257	H	North Florida	53 41	319	H	Bethune-Cookman	64 43	
LAST 12 Division I GAMES:																
126	A	Memphis	70 65	60	A	FGCU	60 53	139	H	South Ala.	55 54	152	H	Presbyterian	49 53	
237	A	Tulsa	51 54	95	A	FIU	49 66	319	H	Bethune-Cookman	64 43	84	H	Charlotte	59 62	
179	H	Southern Miss.	57 62													
76	A	SMU	54 69													
129	H	UAB	46 64													
94	A	Bowling Green	59 56													

Non-Div I Games:

UCF

■ Loss,
 ■ Non-Conf,
 ■ S Site,
 ■ H Home
 ■ A Away
 N Neutral

Average RPI Win:	110	WON-LOST	WINNING	LAST 10	STRENGTH OF	OPP. STRENGTH	TEAM	ADJ.	CONF.	ADJ CONF.
Average RPI Loss:	21	RECORD	PCT. RANK	GAMES	SCHEDULE	OF SCHEDULE	RPI	RPI	RPI	RPI
DIV. I ONLY	15- 4	34	8- 2	25	2	15	15	6	6	
DIV. I NON-CONF.	9- 2	34	3- 1	15	1	11	11	5	5	
TOTALS	RPI 1-25	RPI 26-50	W-L RECORDS	RPI 51-100	RPI 101-150	RPI 150+				
15- 4	2- 3	3- 0	OVERALL	3- 1	2- 0	5- 0				
8- 2	1- 1	2- 0	HOME	2- 1	1- 0	2- 0				
5- 2	1- 0	0- 0	AWAY	1- 0	0- 0	3- 0				
2- 0	0- 0	1- 0	NEUTRAL	0- 0	1- 0	0- 0				
9- 2	2- 1	3- 0	NON-CONFERENCE	1- 1	1- 0	2- 0				
4- 2	1- 1	2- 0	HOME	0- 1	0- 0	1- 0				
3- 0	1- 0	0- 0	AWAY	1- 0	0- 0	1- 0				
2- 0	0- 0	1- 0	NEUTRAL	0- 0	1- 0	0- 0				
6- 2	0- 2	0- 0	CONFERENCE	2- 0	1- 0	3- 0				
4- 0	0- 0	0- 0	HOME	2- 0	1- 0	1- 0				
2- 2	0- 2	0- 0	AWAY	0- 0	0- 0	2- 0				
0- 0	0- 0	0- 0	NEUTRAL	0- 0	0- 0	0- 0				

RPI	S	Opponent	Score	RPI	S	Opponent	Score	RPI	S	Opponent	Score	RPI	S	Opponent	Score
1	A	Stanford	49 75	35	N	St. Mary's (CA)	76 62	61	A	St. John's (NY)	53 52	104	H	Arizona	73 57
4	A	California	65 70	46	H	Saint Joseph's	73 65	62	H	Washington	85 68	118	N	Texas	62 42
6	H	Notre Dame	64 76	47	H	San Diego St.	66 52	71	H	Cal St. Northridge	72 77	168	H	Washington St.	78 52
20	H	Princeton	65 52					83	H	Arizona St.	54 50	200	A	Oregon St.	68 64
25	A	Oklahoma	86 80									202	H	Loyola Marymount	86 66
												207	A	Pepperdine	77 46
												274	A	Oregon	89 80
LAST 12 Division I GAMES:															
83	H	Arizona St.	54 50	200	A	Oregon St.	68 64								
104	H	Arizona	73 57	274	A	Oregon	89 80								
4	A	California	65 70	46	H	Saint Joseph's	73 65								
1	A	Stanford	49 75	207	A	Pepperdine	77 46								
62	H	Washington	85 68	71	H	Cal St. Northridge	72 77								
168	H	Washington St.	78 52	61	A	St. John's (NY)	53 52								

Non-Div I Games:

UCLA

Average RPI Win:	274	WON-LOST	WINNING	LAST 10	STRENGTH OF	OPP. STRENGTH	TEAM	ADJ.	CONF.	ADJ CONF.
Average RPI Loss:	175	RECORD	PCT. RANK	GAMES	SCHEDULE	OF SCHEDULE	RPI	RPI	RPI	RPI
DIV. I ONLY	5- 14	297	3- 7	239	267	308	308	22	22	
DIV. I NON-CONF.	3- 9	288	1- 4	296	256	323	323	25	25	
TOTALS	RPI 1-25	RPI 26-50	W-L RECORDS	RPI 51-100	RPI 101-150	RPI 150+				
5- 14	0- 1	0- 1	OVERALL	0- 4	0- 1	5- 7				
4- 5	0- 0	0- 0	HOME	0- 3	0- 0	4- 2				
0- 9	0- 1	0- 1	AWAY	0- 1	0- 1	0- 5				
1- 0	0- 0	0- 0	NEUTRAL	0- 0	0- 0	1- 0				
3- 9	0- 1	0- 1	NON-CONFERENCE	0- 1	0- 1	3- 5				
2- 3	0- 0	0- 0	HOME	0- 1	0- 0	2- 2				
0- 6	0- 1	0- 1	AWAY	0- 0	0- 1	0- 3				
1- 0	0- 0	0- 0	NEUTRAL	0- 0	0- 0	1- 0				
2- 5	0- 0	0- 0	CONFERENCE	0- 3	0- 0	2- 2				
2- 2	0- 0	0- 0	HOME	0- 2	0- 0	2- 0				
0- 3	0- 0	0- 0	AWAY	0- 1	0- 0	0- 2				
0- 0	0- 0	0- 0	NEUTRAL	0- 0	0- 0	0- 0				

RPI 1-25				RPI 26-50				RPI 51-100				RPI 101+ Team's RPI: 308			
RPI	S	Opponent	Score	RPI	S	Opponent	Score	RPI	S	Opponent	Score	RPI	S	Opponent	Score
20	A	Princeton	46 93	46	A	Saint Joseph's	38 79	65	H	Boston U.	49 63	119	A	American	57 85
								89	A	Hartford	44 51	221	H	Monmouth	71 68
								93	H	Hampton	36 81	222	H	Stony Brook	70 59
								98	H	Albany (NY)	33 87	224	H	Loyola Maryland	55 68
												241	A	New Hampshire	62 63
												242	A	VCU	41 70
												272	A	Vermont	60 63
												278	H	Coppin St.	83 75
												299	H	Towson	44 62
												313	A	Morgan St.	61 72
												324	N	Wagner	48 43
												326	H	Maine	54 50
												327	A	UMES	45 51
LAST 12 Division I GAMES:															
65	H	Boston U.	49 63	98	H	Albany (NY)	33 87								
222	H	Stony Brook	70 59	46	A	Saint Joseph's	38 79								
89	A	Hartford	44 51	324	N	Wagner	48 43								
272	A	Vermont	60 63	327	A	UMES	45 51								
241	A	New Hampshire	62 63	93	H	Hampton	36 81								
326	H	Maine	54 50	242	A	VCU	41 70								

Non-Div I Games: Eastern 78 40

UMBC

■ Loss,
 ■ Non-Conf,
 ■ S Site,
 ■ H Home
 ■ A Away
 N Neutral

Average RPI Win:	300	WON-LOST	WINNING	LAST 10	STRENGTH OF	OPP. STRENGTH	TEAM	ADJ.	CONF.	ADJ CONF.
Average RPI Loss:	205	RECORD	PCT. RANK	GAMES	SCHEDULE	OF SCHEDULE	RPI	RPI	RPI	RPI
DIV. I ONLY	4- 10	290	4- 6	321	321	327	327	30	30	
DIV. I NON-CONF.	3- 7	264	3- 5	210	326	288	288	30	30	
TOTALS	RPI 1-25	RPI 26-50	W-L RECORDS	RPI 51-100	RPI 101-150	RPI 150+				
4- 10	0- 0	0- 0	OVERALL	0- 1	0- 2	4- 7				
3- 3	0- 0	0- 0	HOME	0- 0	0- 2	3- 1				
1- 4	0- 0	0- 0	AWAY	0- 0	0- 0	1- 4				
0- 3	0- 0	0- 0	NEUTRAL	0- 1	0- 0	0- 2				
3- 7	0- 0	0- 0	NON-CONFERENCE	0- 1	0- 2	3- 4				
2- 2	0- 0	0- 0	HOME	0- 0	0- 2	2- 0				
1- 2	0- 0	0- 0	AWAY	0- 0	0- 0	1- 2				
0- 3	0- 0	0- 0	NEUTRAL	0- 1	0- 0	0- 2				
1- 3	0- 0	0- 0	CONFERENCE	0- 0	0- 0	1- 3				
1- 1	0- 0	0- 0	HOME	0- 0	0- 0	1- 1				
0- 2	0- 0	0- 0	AWAY	0- 0	0- 0	0- 2				
0- 0	0- 0	0- 0	NEUTRAL	0- 0	0- 0	0- 0				

RPI 1-25				RPI 26-50				RPI 51-100				RPI 101+				Team's RPI: 327	
RPI	S	Opponent	Score	RPI	S	Opponent	Score	RPI	S	Opponent	Score	RPI	S	Opponent	Score		
								89	N	Hartford	38	53	119	H	American	53	61
												142	H	Old Dominion	46	62	
												198	N	Campbell	72	77	
												214	A	Mt. St. Mary's	58	62	
												250	A	Florida A&M	54	67	
												255	A	George Mason	38	64	
												257	A	North Florida	54	52	
												260	A	Delaware St.	52	67	
												260	H	Delaware St.	63	72	
												267	N	Brown	46	57	
												299	H	Towson	60	48	
												308	H	UMBC	51	45	
												335	H	Norfolk St.	86	80	
LAST 12 Division I GAMES:																	
250	A	Florida A&M	54	67	119	H	American	53	61								
260	H	Delaware St.	63	72	257	A	North Florida	54	52								
335	H	Norfolk St.	86	80	198	N	Campbell	72	77								
267	N	Brown	46	57	299	H	Towson	60	48								
89	N	Hartford	38	53	214	A	Mt. St. Mary's	58	62								
308	H	UMBC	51	45	260	A	Delaware St.	52	67								

Non-Div I Games: Elizabeth City St. 66 62

UMES

Average RPI Win:	255	WON-LOST	WINNING	LAST 10	STRENGTH OF	OPP. STRENGTH	TEAM	ADJ.	CONF.	ADJ CONF.
Average RPI Loss:	173	RECORD	PCT. RANK	GAMES	SCHEDULE	OF SCHEDULE	RPI	RPI	RPI	RPI
DIV. I ONLY	7- 13	257	3- 7	269	207	270	270	20	20	
DIV. I NON-CONF.	4- 9	261	0- 5	252	229	274	274	19	19	
TOTALS	RPI 1-25	RPI 26-50	W-L RECORDS	RPI 51-100	RPI 101-150	RPI 150+				
7- 13	0- 0	0- 1	OVERALL	0- 3	0- 0	7- 9				
4- 4	0- 0	0- 1	HOME	0- 0	0- 0	4- 3				
3- 7	0- 0	0- 0	AWAY	0- 2	0- 0	3- 5				
0- 2	0- 0	0- 0	NEUTRAL	0- 1	0- 0	0- 1				
4- 9	0- 0	0- 1	NON-CONFERENCE	0- 2	0- 0	4- 6				
2- 3	0- 0	0- 1	HOME	0- 0	0- 0	2- 2				
2- 4	0- 0	0- 0	AWAY	0- 1	0- 0	2- 3				
0- 2	0- 0	0- 0	NEUTRAL	0- 1	0- 0	0- 1				
3- 4	0- 0	0- 0	CONFERENCE	0- 1	0- 0	3- 3				
2- 1	0- 0	0- 0	HOME	0- 0	0- 0	2- 1				
1- 3	0- 0	0- 0	AWAY	0- 1	0- 0	1- 2				
0- 0	0- 0	0- 0	NEUTRAL	0- 0	0- 0	0- 0				

RPI 1-25	RPI 26-50	RPI 51-100	RPI 101+ Team's RPI: 270
RPI S Opponent Score	RPI S Opponent Score	RPI S Opponent Score	RPI S Opponent Score
	26 H Colorado 55 78	56 A Minnesota 49 87	154 A IUPUI 46 47
		67 A South Dakota St. 47 82	175 H Saint Louis 56 53
		81 N Drexel 40 76	187 A Texas Southern 53 64
			188 H South Dakota 60 56
			209 H Eastern Mich. 69 74
			223 A New Mexico St. 50 75
			232 A Western Ill. 51 50
			233 N Boise St. 64 71
			242 A VCU 55 79
			247 H Neb. Omaha 44 61
			250 H Southeast Mo. St. 69 64
			254 H Oakland 46 55
			264 A North Dakota St. 48 59
			292 H IPFW 77 59
			315 A LIU Brooklyn 70 66
			332 A Air Force 66 58
LAST 12 Division I GAMES:			
232 A Western Ill. 51 50	67 A South Dakota St. 47 82	247 H Neb. Omaha 44 61	
154 A IUPUI 46 47	223 A New Mexico St. 50 75	187 A Texas Southern 53 64	
292 H IPFW 77 59	209 H Eastern Mich. 69 74	56 A Minnesota 49 87	
254 H Oakland 46 55			
188 H South Dakota 60 56			
264 A North Dakota St. 48 59			

Non-Div I Games: Mo. Western St. 51 68

UMKC

Loss, Non-Conf, S Site, H Home A Away N Neutral

UNC Asheville

Through Games Of Sunday, January 27, 2013

Average RPI Win:	0	WON-LOST	WINNING	LAST 10	STRENGTH OF	OPP. STRENGTH	TEAM	ADJ.	CONF.	ADJ CONF.
Average RPI Loss:	216	RECORD	PCT. RANK	GAMES	SCHEDULE	OF SCHEDULE	RPI	RPI	RPI	RPI
DIV. I ONLY	0- 18	341	0- 10	213	344	340	340	29	29	
DIV. I NON-CONF.	0- 9	335	0- 3	217	342	338	338	29	29	
TOTALS	RPI 1-25	RPI 26-50	W-L RECORDS	RPI 51-100	RPI 101-150	RPI 150+				
0- 18	0- 1	0- 0	OVERALL	0- 1	0- 3	0- 13				
0- 9	0- 0	0- 0	HOME	0- 1	0- 1	0- 7				
0- 8	0- 1	0- 0	AWAY	0- 0	0- 2	0- 4				
0- 1	0- 0	0- 0	NEUTRAL	0- 0	0- 0	0- 1				
0- 9	0- 1	0- 0	NON-CONFERENCE	0- 1	0- 1	0- 6				
0- 4	0- 0	0- 0	HOME	0- 1	0- 0	0- 3				
0- 4	0- 1	0- 0	AWAY	0- 0	0- 1	0- 2				
0- 1	0- 0	0- 0	NEUTRAL	0- 0	0- 0	0- 1				
0- 9	0- 0	0- 0	CONFERENCE	0- 0	0- 2	0- 7				
0- 5	0- 0	0- 0	HOME	0- 0	0- 1	0- 4				
0- 4	0- 0	0- 0	AWAY	0- 0	0- 1	0- 3				
0- 0	0- 0	0- 0	NEUTRAL	0- 0	0- 0	0- 0				

RPI 1-25			RPI 26-50			RPI 51-100			RPI 101+			Team's RPI: 340
RPI	S	Opponent	Score	RPI	S	Opponent	Score	RPI	S	Opponent	Score	
14	A	North Carolina	42 101					55	H	South Fla.	29 77	
								106	A	Stetson	47 74	
								107	A	Liberty	49 75	
								138	H	High Point	57 58	
								152	H	Presbyterian	49 56	
								181	H	Winthrop	59 65	
								198	H	Campbell	56 73	
								205	A	Eastern Ky.	47 67	
								218	A	Radford	54 66	
								277	A	USC Upstate	52 54	
								305	H	Wofford	54 58	
								310	A	Coastal Caro.	62 73	
								317	H	Gardner-Webb	45 58	
								319	N	Bethune-Cookman	57 74	
								323	H	Western Caro.	45 58	
								331	A	Charleston So.	59 73	
								336	H	Kennesaw St.	62 71	
LAST 12 Division I GAMES:												
310	A	Coastal Caro.	62 73	218	A	Radford	54 66					
331	A	Charleston So.	59 73	138	H	High Point	57 58					
317	H	Gardner-Webb	45 58	106	A	Stetson	47 74					
152	H	Presbyterian	49 56	319	N	Bethune-Cookman	57 74					
181	H	Winthrop	59 65	336	H	Kennesaw St.	62 71					
107	A	Liberty	49 75	277	A	USC Upstate	52 54					

Non-Div I Games: Montreat 77 50 Columbia (SC) 70 48

UNC Asheville

Loss, Non-Conf, S Site, H Home A Away N Neutral

UNC Greensboro

Through Games Of Sunday, January 27, 2013

Average RPI Win:	331	WON-LOST	WINNING	LAST 10	STRENGTH OF	OPP. STRENGTH	TEAM	ADJ.	CONF.	ADJ CONF.
Average RPI Loss:	176	RECORD	PCT. RANK	GAMES	SCHEDULE	OF SCHEDULE	RPI	RPI	RPI	RPI
DIV. I ONLY	3- 15	322	1- 9	242	317	329	329	23	23	
DIV. I NON-CONF.	3- 6	242	2- 3	268	323	321	321	27	27	
TOTALS	RPI 1-25	RPI 26-50	W-L RECORDS	RPI 51-100	RPI 101-150	RPI 150+				
3- 15	0- 1	0- 0	OVERALL	0- 3	0- 3	3- 8				
3- 7	0- 1	0- 0	HOME	0- 2	0- 0	3- 4				
0- 7	0- 0	0- 0	AWAY	0- 1	0- 3	0- 3				
0- 1	0- 0	0- 0	NEUTRAL	0- 0	0- 0	0- 1				
3- 6	0- 1	0- 0	NON-CONFERENCE	0- 1	0- 2	3- 2				
3- 3	0- 1	0- 0	HOME	0- 1	0- 0	3- 1				
0- 2	0- 0	0- 0	AWAY	0- 0	0- 2	0- 0				
0- 1	0- 0	0- 0	NEUTRAL	0- 0	0- 0	0- 1				
0- 9	0- 0	0- 0	CONFERENCE	0- 2	0- 1	0- 6				
0- 4	0- 0	0- 0	HOME	0- 1	0- 0	0- 3				
0- 5	0- 0	0- 0	AWAY	0- 1	0- 1	0- 3				
0- 0	0- 0	0- 0	NEUTRAL	0- 0	0- 0	0- 0				

RPI 1-25				RPI 26-50				RPI 51-100				RPI 101+ Team's RPI: 329			
RPI	S	Opponent	Score	RPI	S	Opponent	Score	RPI	S	Opponent	Score	RPI	S	Opponent	Score
19	H	Florida St.	63 93					51	H	Chattanooga	46 76	107	A	Liberty	56 76
								90	H	Richmond	69 104	120	A	Appalachian St.	58 81
								96	A	Davidson	48 88	129	A	UAB	62 80
												162	A	Elon	60 71
												186	H	Col. of Charleston	61 88
												218	H	Radford	64 76
												243	A	Furman	48 67
												253	H	Samford	46 60
												312	H	Ga. Southern	56 63
												317	H	Gardner-Webb	55 49
												323	A	Western Caro.	44 47
												331	N	Charleston So.	57 60
												335	H	Norfolk St.	71 63
												342	H	N.C. Central	49 39
LAST 12 Division I GAMES:															
312	H	Ga. Southern	56 63	51	H	Chattanooga	46 76								
96	A	Davidson	48 88	129	A	UAB	62 80								
120	A	Appalachian St.	58 81	19	H	Florida St.	63 93								
162	A	Elon	60 71	342	H	N.C. Central	49 39								
243	A	Furman	48 67	335	H	Norfolk St.	71 63								
253	H	Samford	46 60	90	H	Richmond	69 104								

Non-Div I Games:

UNC Greensboro

■ Loss,
 ■ Non-Conf,
 S Site,
 ■ Home
 ■ Away
 N Neutral

UNC Wilmington

Through Games Of Sunday, January 27, 2013

Average RPI Win:	322	WON-LOST	WINNING	LAST 10	STRENGTH OF	OPP. STRENGTH	TEAM	ADJ.	CONF.	ADJ CONF.
Average RPI Loss:	134	RECORD	PCT. RANK	GAMES	SCHEDULE	OF SCHEDULE	RPI	RPI	RPI	RPI
DIV. I ONLY	2- 15	329	1- 9	117	152	290	290	14	14	
DIV. I NON-CONF.	1- 10	324	0- 6	158	154	317	317	15	15	
TOTALS	RPI 1-25	RPI 26-50	W-L RECORDS	RPI 51-100	RPI 101-150	RPI 150+				
2- 15	0- 0	0- 1	OVERALL	0- 5	0- 4	2- 5				
1- 6	0- 0	0- 0	HOME	0- 4	0- 1	1- 1				
1- 9	0- 0	0- 1	AWAY	0- 1	0- 3	1- 4				
0- 0	0- 0	0- 0	NEUTRAL	0- 0	0- 0	0- 0				
1- 10	0- 0	0- 0	NON-CONFERENCE	0- 3	0- 3	1- 4				
1- 3	0- 0	0- 0	HOME	0- 2	0- 0	1- 1				
0- 7	0- 0	0- 0	AWAY	0- 1	0- 3	0- 3				
0- 0	0- 0	0- 0	NEUTRAL	0- 0	0- 0	0- 0				
1- 5	0- 0	0- 1	CONFERENCE	0- 2	0- 1	1- 1				
0- 3	0- 0	0- 0	HOME	0- 2	0- 1	0- 0				
1- 2	0- 0	0- 1	AWAY	0- 0	0- 0	1- 1				
0- 0	0- 0	0- 0	NEUTRAL	0- 0	0- 0	0- 0				

RPI 1-25				RPI 26-50				RPI 51-100				RPI 101+				Team's RPI: 290	
RPI	S	Opponent	Score	RPI	S	Opponent	Score	RPI	S	Opponent	Score	RPI	S	Opponent	Score		
				27	A	Delaware	39 67	54	A	West Virginia	47 76	107	A	Liberty	34 84		
								81	H	Drexel	51 64	124	A	Tulane	58 73		
								84	H	Charlotte	58 63	133	A	Wake Forest	59 60		
								87	H	James Madison	39 60	142	H	Old Dominion	50 74		
								90	H	Richmond	42 53	162	A	Elon	61 67		
												167	H	N.C. A&T	47 56		
												204	A	Xavier	52 62		
												246	A	Northern Ky.	55 71		
												299	A	Towson	53 55		
												301	A	William & Mary	61 52		
												342	H	N.C. Central	59 45		
LAST 12 Division I GAMES:																	
299	A	Towson	53 55	167	H	N.C. A&T	47 56										
27	A	Delaware	39 67	90	H	Richmond	42 53										
142	H	Old Dominion	50 74	246	A	Northern Ky.	55 71										
81	H	Drexel	51 64	204	A	Xavier	52 62										
301	A	William & Mary	61 52	107	A	Liberty	34 84										
87	H	James Madison	39 60	84	H	Charlotte	58 63										

Non-Div I Games:

UNC Wilmington

■ Loss,
 ■ Non-Conf,
 ■ S Site,
 ■ H Home
 ■ A Away
 N Neutral

Average RPI Win:	189	WON-LOST	WINNING	LAST 10	STRENGTH OF	OPP. STRENGTH	TEAM	ADJ.	CONF.	ADJ CONF.
Average RPI Loss:	72	RECORD	PCT. RANK	GAMES	SCHEDULE	OF SCHEDULE	RPI	RPI	RPI	RPI
DIV. I ONLY	8- 11	205	4- 6	66	76	122	122	9	9	
DIV. I NON-CONF.	5- 7	210	2- 3	81	38	138	138	9	9	
TOTALS	RPI 1-25	RPI 26-50	W-L RECORDS	RPI 51-100	RPI 101-150	RPI 150+				
8- 11	0- 2	0- 2	OVERALL	1- 6	1- 0	6- 1				
3- 4	0- 1	0- 1	HOME	0- 2	1- 0	2- 0				
4- 5	0- 1	0- 1	AWAY	0- 2	0- 0	4- 1				
1- 2	0- 0	0- 0	NEUTRAL	1- 2	0- 0	0- 0				
5- 7	0- 2	0- 1	NON-CONFERENCE	1- 4	0- 0	4- 0				
2- 3	0- 1	0- 1	HOME	0- 1	0- 0	2- 0				
2- 2	0- 1	0- 0	AWAY	0- 1	0- 0	2- 0				
1- 2	0- 0	0- 0	NEUTRAL	1- 2	0- 0	0- 0				
3- 4	0- 0	0- 1	CONFERENCE	0- 2	1- 0	2- 1				
1- 1	0- 0	0- 0	HOME	0- 1	1- 0	0- 0				
2- 3	0- 0	0- 1	AWAY	0- 1	0- 0	2- 1				
0- 0	0- 0	0- 0	NEUTRAL	0- 0	0- 0	0- 0				

RPI 1-25				RPI 26-50				RPI 51-100				RPI 101+ Team's RPI: 122			
RPI	S	Opponent	Score	RPI	S	Opponent	Score	RPI	S	Opponent	Score	RPI	S	Opponent	Score
16	A	Iowa	46 68	28	H	Iowa St.	59 67	56	A	Minnesota	43 86	108	H	Missouri St.	75 52
18	H	Green Bay	53 54	29	A	Creighton	40 54	57	N	Florida	63 80	159	A	Indiana St.	54 52
								67	H	South Dakota St.	49 61	175	A	Saint Louis	73 64
								74	H	Wichita St.	57 60	182	A	Bradley	77 72
								80	A	Illinois St.	41 72	188	H	South Dakota	63 50
								83	N	Arizona St.	63 66	264	A	North Dakota St.	66 50
								97	N	North Carolina St.	76 72	283	A	Drake	55 63
												341	H	Chicago St.	81 41
LAST 12 Division I GAMES:															
283	A	Drake	55 63	80	A	Illinois St.	41 72								
29	A	Creighton	40 54	175	A	Saint Louis	73 64								
182	A	Bradley	77 72	56	A	Minnesota	43 86								
74	H	Wichita St.	57 60	28	H	Iowa St.	59 67								
108	H	Missouri St.	75 52	67	H	South Dakota St.	49 61								
159	A	Indiana St.	54 52	341	H	Chicago St.	81 41								

Non-Div I Games:

UNI

■ Loss,
 ■ Non-Conf,
 ■ S Site,
 ■ H Home
 ■ A Away
 N Neutral

Average RPI Win:	245	WON-LOST	WINNING	LAST 10	STRENGTH OF	OPP. STRENGTH	TEAM	ADJ.	CONF.	ADJ CONF.
Average RPI Loss:	142	RECORD	PCT. RANK	GAMES	SCHEDULE	OF SCHEDULE	RPI	RPI	RPI	RPI
DIV. I ONLY	6- 13	274	3- 7	176	189	282	282	16	16	
DIV. I NON-CONF.	4- 10	269	2- 5	178	224	276	276	16	16	
TOTALS	RPI 1-25	RPI 26-50	W-L RECORDS	RPI 51-100	RPI 101-150	RPI 150+				
6- 13	0- 1	0- 2	OVERALL	0- 3	1- 3	5- 4				
4- 6	0- 0	0- 2	HOME	0- 2	1- 2	3- 0				
0- 5	0- 0	0- 0	AWAY	0- 1	0- 1	0- 3				
2- 2	0- 1	0- 0	NEUTRAL	0- 0	0- 0	2- 1				
4- 10	0- 1	0- 1	NON-CONFERENCE	0- 2	1- 3	3- 3				
2- 5	0- 0	0- 1	HOME	0- 2	1- 2	1- 0				
0- 3	0- 0	0- 0	AWAY	0- 0	0- 1	0- 2				
2- 2	0- 1	0- 0	NEUTRAL	0- 0	0- 0	2- 1				
2- 3	0- 0	0- 1	CONFERENCE	0- 1	0- 0	2- 1				
2- 1	0- 0	0- 1	HOME	0- 0	0- 0	2- 0				
0- 2	0- 0	0- 0	AWAY	0- 1	0- 0	0- 1				
0- 0	0- 0	0- 0	NEUTRAL	0- 0	0- 0	0- 0				

RPI 1-25				RPI 26-50				RPI 51-100				RPI 101+ Team's RPI: 282			
RPI	S	Opponent	Score	RPI	S	Opponent	Score	RPI	S	Opponent	Score	RPI	S	Opponent	Score
21	N	Dayton	58 82	47	H	San Diego St.	60 74	63	A	Wyoming	54 76	104	H	Arizona	82 83
				49	H	Kansas St.	54 80	88	H	Montana	65 69	112	A	Santa Clara	64 70
								94	H	Bowling Green	54 64	136	H	UC Santa Barbara	58 52
												142	H	Old Dominion	67 85
												157	H	New Mexico	68 57
												216	A	UC Riverside	66 82
												256	A	UTSA	46 61
												268	H	Colorado St.	63 50
												295	N	Ohio	60 51
												297	H	Alabama A&M	67 62
												314	N	Binghamton	58 56
												326	N	Maine	67 74
												332	A	Air Force	69 81
LAST 12 Division I GAMES:															
				63	A	Wyoming	54 76					216	A	UC Riverside	66 82
				268	H	Colorado St.	63 50					49	H	Kansas St.	54 80
				47	H	San Diego St.	60 74					297	H	Alabama A&M	67 62
				332	A	Air Force	69 81					142	H	Old Dominion	67 85
				157	H	New Mexico	68 57					256	A	UTSA	46 61
				112	A	Santa Clara	64 70					314	N	Binghamton	58 56

Non-Div I Games:

UNLV

■ Loss,
■ Non-Conf, S Site,
■ Home
■ Away
N Neutral

USC Upstate

Through Games Of Sunday, January 27, 2013

Average RPI Win:	311	WON-LOST	WINNING	LAST 10	STRENGTH OF	OPP. STRENGTH	TEAM	ADJ.	CONF.	ADJ CONF.
Average RPI Loss:	140	RECORD	PCT. RANK	GAMES	SCHEDULE	OF SCHEDULE	RPI	RPI	RPI	RPI
DIV. I ONLY	6- 12	261	3- 7	270	221	277	277	28	28	
DIV. I NON-CONF.	3- 8	274	2- 3	242	181	263	263	28	28	
TOTALS	RPI 1-25	RPI 26-50	W-L RECORDS	RPI 51-100	RPI 101-150	RPI 150+				
6- 12	0- 2	0- 0	OVERALL	0- 2	0- 4	6- 4				
3- 5	0- 0	0- 0	HOME	0- 1	0- 2	3- 2				
3- 7	0- 2	0- 0	AWAY	0- 1	0- 2	3- 2				
0- 0	0- 0	0- 0	NEUTRAL	0- 0	0- 0	0- 0				
3- 8	0- 2	0- 0	NON-CONFERENCE	0- 1	0- 2	3- 3				
1- 3	0- 0	0- 0	HOME	0- 0	0- 1	1- 2				
2- 5	0- 2	0- 0	AWAY	0- 1	0- 1	2- 1				
0- 0	0- 0	0- 0	NEUTRAL	0- 0	0- 0	0- 0				
3- 4	0- 0	0- 0	CONFERENCE	0- 1	0- 2	3- 1				
2- 2	0- 0	0- 0	HOME	0- 1	0- 1	2- 0				
1- 2	0- 0	0- 0	AWAY	0- 0	0- 1	1- 1				
0- 0	0- 0	0- 0	NEUTRAL	0- 0	0- 0	0- 0				

RPI 1-25				RPI 26-50				RPI 51-100				RPI 101+ Team's RPI: 277			
RPI	S	Opponent	Score	RPI	S	Opponent	Score	RPI	S	Opponent	Score	RPI	S	Opponent	Score
9	A	Kentucky	34 100					54	A	West Virginia	45 75	106	H	Stetson	66 84
10	A	Purdue	47 82					60	H	FGCU	54 77	138	H	High Point	67 77
												142	A	Old Dominion	46 77
												150	A	Mercer	55 72
												191	H	George Washington	37 48
												227	H	East Tenn. St.	90 79
												243	H	Furman	80 85
												246	A	Northern Ky.	62 70
												307	H	Jacksonville	72 53
												323	A	Western Caro.	51 48
												328	A	Lipscomb	56 57
												335	A	Norfolk St.	71 64
												336	A	Kennesaw St.	61 52
												340	H	UNC Asheville	54 52
LAST 12 Division I GAMES:															
307	H	Jacksonville	72 53	246	A	Northern Ky.	62 70	227	H	East Tenn. St.	90 79	243	H	Furman	80 85
336	A	Kennesaw St.	61 52	227	H	East Tenn. St.	90 79	138	H	High Point	67 77	340	H	UNC Asheville	54 52
150	A	Mercer	55 72	243	H	Furman	80 85	323	A	Western Caro.	51 48				
60	H	FGCU	54 77	138	H	High Point	67 77								
106	H	Stetson	66 84	340	H	UNC Asheville	54 52								
328	A	Lipscomb	56 57	323	A	Western Caro.	51 48								

Non-Div I Games: St. Andrews 83 26

USC Upstate

Loss, Non-Conf, S Site, H Home A Away N Neutral

Average RPI Win:	221	WON-LOST	WINNING	LAST 10	STRENGTH OF	OPP. STRENGTH	TEAM	ADJ.	CONF.	ADJ CONF.
Average RPI Loss:	105	RECORD	PCT. RANK	GAMES	SCHEDULE	OF SCHEDULE	RPI	RPI	RPI	RPI
DIV. I ONLY	10- 12	191	6- 4	80	126	143	143	27	27	
DIV. I NON-CONF.	5- 9	239	1- 3	14	28	119	119	26	26	
TOTALS	RPI 1-25	RPI 26-50	W-L RECORDS	RPI 51-100	RPI 101-150	RPI 150+				
10- 12	0- 3	0- 1	OVERALL	0- 2	1- 1	9- 5				
7- 4	0- 1	0- 1	HOME	0- 0	1- 0	6- 2				
3- 6	0- 0	0- 0	AWAY	0- 2	0- 1	3- 3				
0- 2	0- 2	0- 0	NEUTRAL	0- 0	0- 0	0- 0				
5- 9	0- 3	0- 1	NON-CONFERENCE	0- 2	1- 1	4- 2				
4- 3	0- 1	0- 1	HOME	0- 0	1- 0	3- 1				
1- 4	0- 0	0- 0	AWAY	0- 2	0- 1	1- 1				
0- 2	0- 2	0- 0	NEUTRAL	0- 0	0- 0	0- 0				
5- 3	0- 0	0- 0	CONFERENCE	0- 0	0- 0	5- 3				
3- 1	0- 0	0- 0	HOME	0- 0	0- 0	3- 1				
2- 2	0- 0	0- 0	AWAY	0- 0	0- 0	2- 2				
0- 0	0- 0	0- 0	NEUTRAL	0- 0	0- 0	0- 0				

RPI 1-25				RPI 26-50				RPI 51-100				RPI 101+ Team's RPI: 143			
RPI	S	Opponent	Score	RPI	S	Opponent	Score	RPI	S	Opponent	Score	RPI	S	Opponent	Score
1	N	Stanford	68 92	34	H	Louisville	61 79	85	A	Missouri	71 82	129	A	UAB	51 56
2	N	Baylor	67 82					99	A	Northwestern	69 79	130	H	Arkansas St.	72 62
10	H	Purdue	60 68									158	A	Evansville	73 57
												159	H	Indiana St.	71 73
												163	A	Belmont	56 58
												174	A	Hawaii	69 73
												175	H	Saint Louis	78 62
												177	H	Central Ark.	72 48
												179	H	Southern Miss.	87 80
												203	H	Murray St.	72 82
												206	A	SIU Edwardsville	66 67
												213	A	Tennessee Tech	81 63
												250	A	Southeast Mo. St.	82 71
												285	H	Morehead St.	75 56
												306	H	Austin Peay	84 57
												338	H	Jacksonville St.	93 63
LAST 12 Division I GAMES:															
206	A	SIU Edwardsville	66 67	203	H	Murray St.	72 82								
213	A	Tennessee Tech	81 63	338	H	Jacksonville St.	93 63								
285	H	Morehead St.	75 56	129	A	UAB	51 56								
250	A	Southeast Mo. St.	82 71	179	H	Southern Miss.	87 80								
163	A	Belmont	56 58	159	H	Indiana St.	71 73								
306	H	Austin Peay	84 57	10	H	Purdue	60 68								

Non-Div I Games:

UT Martin

■ Loss,
 ■ Non-Conf,
 ■ S Site,
 ■ H Home
 ■ A Away
 N Neutral

Average RPI Win:	179	WON-LOST	WINNING	LAST 10	STRENGTH OF	OPP. STRENGTH	TEAM	ADJ.	CONF.	ADJ CONF.
Average RPI Loss:	176	RECORD	PCT. RANK	GAMES	SCHEDULE	OF SCHEDULE	RPI	RPI	RPI	RPI
DIV. I ONLY	15- 2	13	8- 1	157	196	52	52	10	10	
DIV. I NON-CONF.	11- 1	13	6- 0	213	259	51	51	11	11	
TOTALS	RPI 1-25	RPI 26-50	W-L RECORDS	RPI 51-100	RPI 101-150	RPI 150+				
15- 2	0- 0	1- 0	OVERALL	1- 0	4- 1	9- 1				
9- 1	0- 0	0- 0	HOME	1- 0	2- 1	6- 0				
4- 1	0- 0	1- 0	AWAY	0- 0	1- 0	2- 1				
2- 0	0- 0	0- 0	NEUTRAL	0- 0	1- 0	1- 0				
11- 1	0- 0	1- 0	NON-CONFERENCE	1- 0	2- 0	7- 1				
8- 0	0- 0	0- 0	HOME	1- 0	1- 0	6- 0				
1- 1	0- 0	1- 0	AWAY	0- 0	0- 0	0- 1				
2- 0	0- 0	0- 0	NEUTRAL	0- 0	1- 0	1- 0				
4- 1	0- 0	0- 0	CONFERENCE	0- 0	2- 1	2- 0				
1- 1	0- 0	0- 0	HOME	0- 0	1- 1	0- 0				
3- 0	0- 0	0- 0	AWAY	0- 0	1- 0	2- 0				
0- 0	0- 0	0- 0	NEUTRAL	0- 0	0- 0	0- 0				

RPI 1-25			RPI 26-50			RPI 51-100			Team's RPI: 52	RPI 101+		
RPI	S	Opponent	Score	RPI	S	Opponent	Score	RPI	S	Opponent	Score	
				49	A	Kansas St.	52 50	83	H	Arizona St.	60 54	
										101	H	East Carolina 81 66
										104	N	Arizona 64 53
										125	H	Sam Houston St. 85 66
										128	A	Rice 49 48
										129	H	UAB 57 61
										157	H	New Mexico 60 45
										169	A	Houston 65 54
										187	N	Texas Southern 61 52
										202	H	Loyola Marymount 79 51
										223	A	New Mexico St. 68 69
										223	H	New Mexico St. 66 44
										237	A	Tulsa 71 64
										281	H	Texas St. 88 81
										298	H	Tex.-Pan American 83 56
										344	H	Houston Baptist 67 58
LAST 12 Division I GAMES:												
				169	A	Houston	65 54			125	H	Sam Houston St. 85 66
				128	A	Rice	49 48			157	H	New Mexico 60 45
				129	H	UAB	57 61			49	A	Kansas St. 52 50
				101	H	East Carolina	81 66			223	H	New Mexico St. 66 44
				237	A	Tulsa	71 64			281	H	Texas St. 88 81
				298	H	Tex.-Pan American	83 56			223	A	New Mexico St. 68 69

Non-Div I Games: Eastern N.M. 71 34

UTEP

■ Loss,
 ■ Non-Conf, S Site,
 ■ Home
 ■ Away
 N Neutral

Average RPI Win:	272	WON-LOST	WINNING	LAST 10	STRENGTH OF	OPP. STRENGTH	TEAM	ADJ.	CONF.	ADJ CONF.
Average RPI Loss:	164	RECORD	PCT. RANK	GAMES	SCHEDULE	OF SCHEDULE	RPI	RPI	RPI	RPI
DIV. I ONLY	10- 9	153	5- 5	333	181	256	256	25	25	
DIV. I NON-CONF.	5- 5	160	1- 2	336	137	297	297	24	24	
TOTALS	RPI 1-25	RPI 26-50	W-L RECORDS	RPI 51-100	RPI 101-150	RPI 150+				
10- 9	0- 0	0- 0	OVERALL	0- 1	0- 2	10- 6				
6- 4	0- 0	0- 0	HOME	0- 0	0- 0	6- 4				
4- 5	0- 0	0- 0	AWAY	0- 1	0- 2	4- 2				
0- 0	0- 0	0- 0	NEUTRAL	0- 0	0- 0	0- 0				
5- 5	0- 0	0- 0	NON-CONFERENCE	0- 1	0- 2	5- 2				
5- 1	0- 0	0- 0	HOME	0- 0	0- 0	5- 1				
0- 4	0- 0	0- 0	AWAY	0- 1	0- 2	0- 1				
0- 0	0- 0	0- 0	NEUTRAL	0- 0	0- 0	0- 0				
5- 4	0- 0	0- 0	CONFERENCE	0- 0	0- 0	5- 4				
1- 3	0- 0	0- 0	HOME	0- 0	0- 0	1- 3				
4- 1	0- 0	0- 0	AWAY	0- 0	0- 0	4- 1				
0- 0	0- 0	0- 0	NEUTRAL	0- 0	0- 0	0- 0				

RPI 1-25				RPI 26-50				RPI 51-100				RPI 101+ Team's RPI: 256					
RPI	S	Opponent	Score	RPI	S	Opponent	Score	RPI	S	Opponent	Score	RPI	S	Opponent	Score		
								74	A	Wichita St.	36	50	128	A	Rice	41	43
													141	A	TCU	64	73
													160	H	Idaho	45	64
													164	H	San Francisco	60	61
													169	A	Houston	42	55
													172	H	Seattle	65	55
													178	A	Louisiana Tech	51	50
													190	A	Utah St.	66	79
													223	H	New Mexico St.	52	69
													231	H	Denver	73	75
													263	A	San Jose St.	57	54
													281	A	Texas St.	56	46
													282	H	UNLV	61	46
													298	H	Tex.-Pan American	68	34
													301	H	William & Mary	76	50
													302	A	Texas-Arlington	59	57
													306	H	Austin Peay	69	67
													333	H	A&M-Corpus Christi	52	40
LAST 12 Division I GAMES:																	
				160	H	Idaho	45	64					223	H	New Mexico St.	52	69
				172	H	Seattle	65	55					263	A	San Jose St.	57	54
				281	A	Texas St.	56	46					190	A	Utah St.	66	79
				178	A	Louisiana Tech	51	50					128	A	Rice	41	43
				302	A	Texas-Arlington	59	57					282	H	UNLV	61	46
				231	H	Denver	73	75					141	A	TCU	64	73

Non-Div I Games: Concordia (TX) 88 29

UTSA

■ Loss,
 ■ Non-Conf,
 ■ S Site,
 ■ H Home
 ■ A Away
 N Neutral

Utah

Average RPI Win: 209

Average RPI Loss: 53

WON-LOST

WINNING

LAST 10

RECORD

PCT. RANK

GAMES

Through Games Of Sunday, January 27, 2013

STRENGTH OF

SCHEDULE

OPP. STRENGTH

OF SCHEDULE

TEAM

RPI

ADJ.

RPI

CONF.

RPI

ADJ CONF.

RPI

DIV. I ONLY

10- 9

153

2- 8

62

44

110

110

6

6

DIV. I NON-CONF.

9- 2

34

2- 2

294

265

141

141

5

5

TOTALS

RPI 1-25

RPI 26-50

W-L RECORDS

RPI 51-100

RPI 101-150

RPI 150+

10- 9

0- 4

1- 2

OVERALL

1- 1

0- 1

8- 1

7- 6

0- 2

1- 1

HOME

1- 1

0- 1

5- 1

3- 3

0- 2

0- 1

AWAY

0- 0

0- 0

3- 0

0- 0

0- 0

0- 0

NEUTRAL

0- 0

0- 0

0- 0

9- 2

0- 0

1- 0

NON-CONFERENCE

0- 1

0- 0

8- 1

6- 2

0- 0

1- 0

HOME

0- 1

0- 0

5- 1

3- 0

0- 0

0- 0

AWAY

0- 0

0- 0

3- 0

0- 0

0- 0

0- 0

NEUTRAL

0- 0

0- 0

0- 0

1- 7

0- 4

0- 2

CONFERENCE

1- 0

0- 1

0- 0

1- 4

0- 2

0- 1

HOME

1- 0

0- 1

0- 0

0- 3

0- 2

0- 1

AWAY

0- 0

0- 0

0- 0

0- 0

0- 0

0- 0

NEUTRAL

0- 0

0- 0

0- 0

RPI 1-25

RPI 26-50

RPI 51-100

RPI 101+

Team's RPI: 110

RPI	S	Opponent	Score
1	A	Stanford	44 65
1	H	Stanford	56 70
4	A	California	54 71
4	H	California	50 55

RPI	S	Opponent	Score
26	A	Colorado	57 67
26	H	Colorado	43 56
32	H	Michigan	59 40

RPI	S	Opponent	Score
83	H	Arizona St.	66 46
92	H	BYU	48 53

RPI	S	Opponent	Score
104	H	Arizona	58 62
174	A	Hawaii	62 61
190	H	Utah St.	92 64
194	H	Northern Colo.	62 55
220	H	North Dakota	56 62
231	A	Denver	75 60
239	H	Southern Utah	79 61
288	H	UC Irvine	58 42
316	A	Weber St.	73 47
344	H	Houston Baptist	71 33

LAST 12 Division I GAMES:

4	A	California	54 71	1	H	Stanford	56 70
1	A	Stanford	44 65	4	H	California	50 55
83	H	Arizona St.	66 46	220	H	North Dakota	56 62
104	H	Arizona	58 62	288	H	UC Irvine	58 42
26	H	Colorado	43 56	344	H	Houston Baptist	71 33
26	A	Colorado	57 67	92	H	BYU	48 53

Non-Div I Games:

Utah

 Loss,
 Non-Conf,
 S Site,
 Home
 Away
 N Neutral

Average RPI Win: 230	WON-LOST	WINNING	LAST 10	STRENGTH OF	OPP. STRENGTH	TEAM	ADJ.	CONF.	ADJ CONF.
Average RPI Loss: 174	RECORD	PCT. RANK	GAMES	SCHEDULE	OF SCHEDULE	RPI	RPI	RPI	RPI
DIV. I ONLY	9- 10	173	8- 2	201	251	190	190	25	25
DIV. I NON-CONF.	2- 8	303	1- 2	154	222	278	278	24	24
TOTALS	RPI 1-25	RPI 26-50	W-L RECORDS	RPI 51-100	RPI 101-150	RPI 150+			
9- 10	0- 1	0- 0	OVERALL	0- 2	0- 1	9- 6			
5- 2	0- 0	0- 0	HOME	0- 1	0- 0	5- 1			
3- 8	0- 1	0- 0	AWAY	0- 1	0- 1	3- 5			
1- 0	0- 0	0- 0	NEUTRAL	0- 0	0- 0	1- 0			
2- 8	0- 1	0- 0	NON-CONFERENCE	0- 2	0- 1	2- 4			
1- 2	0- 0	0- 0	HOME	0- 1	0- 0	1- 1			
0- 6	0- 1	0- 0	AWAY	0- 1	0- 1	0- 3			
1- 0	0- 0	0- 0	NEUTRAL	0- 0	0- 0	1- 0			
7- 2	0- 0	0- 0	CONFERENCE	0- 0	0- 0	7- 2			
4- 0	0- 0	0- 0	HOME	0- 0	0- 0	4- 0			
3- 2	0- 0	0- 0	AWAY	0- 0	0- 0	3- 2			
0- 0	0- 0	0- 0	NEUTRAL	0- 0	0- 0	0- 0			

RPI 1-25				RPI 26-50				RPI 51-100				RPI 101+ Team's RPI: 190			
RPI	S	Opponent	Score	RPI	S	Opponent	Score	RPI	S	Opponent	Score	RPI	S	Opponent	Score
6	A	Notre Dame	70 109					79	H	Montana St.	65 71	110	A	Utah	64 92
								92	A	BYU	77 81	160	A	Idaho	91 85
												172	A	Seattle	68 71
												178	A	Louisiana Tech	76 75
												188	H	South Dakota	70 69
												202	A	Loyola Marymount	81 98
												216	A	UC Riverside	90 94
												223	H	New Mexico St.	65 63
												231	H	Denver	85 69
												248	N	Prairie View	67 66
												256	H	UTSA	79 66
												263	A	San Jose St.	80 103
												281	H	Texas St.	82 69
												288	H	UC Irvine	70 71
												302	A	Texas-Arlington	93 83
												311	A	Utah Valley	62 78
LAST 12 Division I GAMES:															
178	A	Louisiana Tech	76 75	172	A	Seattle	68 71								
302	A	Texas-Arlington	93 83	281	H	Texas St.	82 69								
231	H	Denver	85 69	256	H	UTSA	79 66								
223	H	New Mexico St.	65 63	188	H	South Dakota	70 69								
263	A	San Jose St.	80 103	288	H	UC Irvine	70 71								
160	A	Idaho	91 85	6	A	Notre Dame	70 109								

Non-Div I Games: Alas. Anchorage 67 57

Utah St.

■ Loss,
 ■ Non-Conf, S Site,
 ■ Home
 ■ Away
 N Neutral

Utah Valley

Through Games Of Sunday, January 27, 2013

Average RPI Win:	297	WON-LOST	WINNING	LAST 10	STRENGTH OF	OPP. STRENGTH	TEAM	ADJ.	CONF.	ADJ CONF.
Average RPI Loss:	197	RECORD	PCT. RANK	GAMES	SCHEDULE	OF SCHEDULE	RPI	RPI	RPI	RPI
DIV. I ONLY	6- 13	274	4- 5	332	295	311	311	33	33	
DIV. I NON-CONF.	4- 12	288	3- 5	304	266	312	312	33	33	
TOTALS	RPI 1-25	RPI 26-50	W-L RECORDS	RPI 51-100	RPI 101-150	RPI 150+				
6- 13	0- 0	0- 1	OVERALL	0- 0	0- 3	6- 9				
4- 3	0- 0	0- 0	HOME	0- 0	0- 0	4- 3				
2- 10	0- 0	0- 1	AWAY	0- 0	0- 3	2- 6				
0- 0	0- 0	0- 0	NEUTRAL	0- 0	0- 0	0- 0				
4- 12	0- 0	0- 1	NON-CONFERENCE	0- 0	0- 3	4- 8				
2- 3	0- 0	0- 0	HOME	0- 0	0- 0	2- 3				
2- 9	0- 0	0- 1	AWAY	0- 0	0- 3	2- 5				
0- 0	0- 0	0- 0	NEUTRAL	0- 0	0- 0	0- 0				
2- 1	0- 0	0- 0	CONFERENCE	0- 0	0- 0	2- 1				
2- 0	0- 0	0- 0	HOME	0- 0	0- 0	2- 0				
0- 1	0- 0	0- 0	AWAY	0- 0	0- 0	0- 1				
0- 0	0- 0	0- 0	NEUTRAL	0- 0	0- 0	0- 0				

RPI S	Opponent	Score	RPI S	Opponent	Score	RPI S	Opponent	Score	RPI S	Opponent	Score	Team's RPI: 311
			26 A	Colorado	45 81				112 A	Santa Clara	67 80	
									135 A	Idaho St.	67 69	
									145 A	Sacramento St.	62 74	
									153 H	Long Beach St.	69 77	
									188 A	South Dakota	48 72	
									190 H	Utah St.	78 62	
									233 H	Boise St.	63 80	
									237 A	Tulsa	53 80	
									239 A	Southern Utah	49 66	
									239 H	Southern Utah	66 71	
									263 A	San Jose St.	72 81	
									293 A	CSU Bakersfield	65 67	
									296 A	NJIT	46 49	
									298 H	Tex.-Pan American	71 66	
									303 A	Northern Ariz.	62 44	
									316 H	Weber St.	68 56	
									332 A	Air Force	70 60	
									341 H	Chicago St.	71 38	
LAST 12 Division I GAMES:												
296 A	NJIT	46 49	26 A	Colorado	45 81							
293 A	CSU Bakersfield	65 67	303 A	Northern Ariz.	62 44							
341 H	Chicago St.	71 38	135 A	Idaho St.	67 69							
298 H	Tex.-Pan American	71 66	239 H	Southern Utah	66 71							
332 A	Air Force	70 60	316 H	Weber St.	68 56							
239 A	Southern Utah	49 66	188 A	South Dakota	48 72							

Non-Div I Games: Carroll (MT) 65 53

Utah Valley

■ Loss,
 ■ Non-Conf, S Site,
 ■ Home
 ■ Away
 N Neutral

Average RPI Win:	272	WON-LOST	WINNING	LAST 10	STRENGTH OF	OPP. STRENGTH	TEAM	ADJ.	CONF.	ADJ CONF.
Average RPI Loss:	138	RECORD	PCT. RANK	GAMES	SCHEDULE	OF SCHEDULE	RPI	RPI	RPI	RPI
DIV. I ONLY	8- 12	222	3- 7	234	209	242	242	8	8	
DIV. I NON-CONF.	7- 8	177	3- 4	284	291	234	234	8	8	
TOTALS	RPI 1-25	RPI 26-50	W-L RECORDS	RPI 51-100	RPI 101-150	RPI 150+				
8- 12	0- 0	0- 1	OVERALL	0- 3	1- 3	7- 5				
4- 5	0- 0	0- 1	HOME	0- 1	0- 2	4- 1				
4- 7	0- 0	0- 0	AWAY	0- 2	1- 1	3- 4				
0- 0	0- 0	0- 0	NEUTRAL	0- 0	0- 0	0- 0				
7- 8	0- 0	0- 0	NON-CONFERENCE	0- 2	0- 3	7- 3				
4- 3	0- 0	0- 0	HOME	0- 1	0- 2	4- 0				
3- 5	0- 0	0- 0	AWAY	0- 1	0- 1	3- 3				
0- 0	0- 0	0- 0	NEUTRAL	0- 0	0- 0	0- 0				
1- 4	0- 0	0- 1	CONFERENCE	0- 1	1- 0	0- 2				
0- 2	0- 0	0- 1	HOME	0- 0	0- 0	0- 1				
1- 2	0- 0	0- 0	AWAY	0- 1	1- 0	0- 1				
0- 0	0- 0	0- 0	NEUTRAL	0- 0	0- 0	0- 0				

RPI S	Opponent	Score	RPI S	Opponent	Score	RPI S	Opponent	Score	RPI S	Opponent	Score	Team's RPI: 242
37	H Duquesne	51 73	70	A Ohio St.	50 88	101	H East Carolina	56 67				
			72	H Youngstown St.	45 58	107	H Liberty	63 76				
			100	A Butler	45 65	121	A Temple	53 51				
						142	A Old Dominion	51 74				
						162	A Elon	58 74				
						175	A Saint Louis	46 60				
						180	A Cleveland St.	57 68				
						191	H George Washington	68 79				
						250	A Florida A&M	86 57				
						270	H UMKC	79 55				
						278	A Coppin St.	57 46				
						296	H NJIT	64 52				
						308	H UMBC	70 41				
						322	A Manhattan	63 68				
						326	A Maine	74 58				
						326	H Maine	82 47				
LAST 12 Division I GAMES:												
100	A Butler	45 65	326	H Maine	82 47							
37	H Duquesne	51 73	70	A Ohio St.	50 88							
191	H George Washington	68 79	296	H NJIT	64 52							
121	A Temple	53 51	107	H Liberty	63 76							
175	A Saint Louis	46 60	101	H East Carolina	56 67							
72	H Youngstown St.	45 58	278	A Coppin St.	57 46							

Non-Div I Games:

VCU

Valparaiso

Through Games Of Sunday, January 27, 2013

Average RPI Win: 214	WON-LOST	WINNING	LAST 10	STRENGTH OF	OPP. STRENGTH	TEAM	ADJ.	CONF.	ADJ CONF.
Average RPI Loss: 147	RECORD	PCT. RANK	GAMES	SCHEDULE	OF SCHEDULE	RPI	RPI	RPI	RPI
DIV. I ONLY	6- 11	249	4- 6	124	174	211	211	12	12
DIV. I NON-CONF.	4- 8	242	3- 4	136	184	207	207	12	12
TOTALS	RPI 1-25	RPI 26-50	W-L RECORDS	RPI 51-100	RPI 101-150	RPI 150+			
6- 11	0- 2	0- 2	OVERALL	1- 1	0- 0	5- 6			
4- 3	0- 1	0- 0	HOME	1- 0	0- 0	3- 2			
2- 8	0- 1	0- 2	AWAY	0- 1	0- 0	2- 4			
0- 0	0- 0	0- 0	NEUTRAL	0- 0	0- 0	0- 0			
4- 8	0- 1	0- 2	NON-CONFERENCE	0- 1	0- 0	4- 4			
3- 1	0- 0	0- 0	HOME	0- 0	0- 0	3- 1			
1- 7	0- 1	0- 2	AWAY	0- 1	0- 0	1- 3			
0- 0	0- 0	0- 0	NEUTRAL	0- 0	0- 0	0- 0			
2- 3	0- 1	0- 0	CONFERENCE	1- 0	0- 0	1- 2			
1- 2	0- 1	0- 0	HOME	1- 0	0- 0	0- 1			
1- 1	0- 0	0- 0	AWAY	0- 0	0- 0	1- 1			
0- 0	0- 0	0- 0	NEUTRAL	0- 0	0- 0	0- 0			

RPI 1-25				RPI 26-50				RPI 51-100				RPI 101+ Team's RPI: 211			
RPI	S	Opponent	Score	RPI	S	Opponent	Score	RPI	S	Opponent	Score	RPI	S	Opponent	Score
17	A	Duke	45 90	32	A	Michigan	32 73	72	H	Youngstown St.	67 59	154	A	IUPUI	69 75
18	H	Green Bay	55 78	34	A	Louisville	40 96	100	A	Butler	55 69	166	H	Indiana	64 52
												175	H	Saint Louis	47 53
												228	A	Milwaukee	84 72
												232	A	Western Ill.	55 69
												249	H	Ball St.	58 53
												275	A	Western Mich.	69 70
												279	H	Northern Ill.	54 49
												287	H	Loyola Chicago	44 52
												289	A	Ill.-Chicago	75 82
												292	A	IPFW	82 73
LAST 12 Division I GAMES:															
18	H	Green Bay	55 78	249	H	Ball St.	58 53								
228	A	Milwaukee	84 72	32	A	Michigan	32 73								
289	A	Ill.-Chicago	75 82	275	A	Western Mich.	69 70								
287	H	Loyola Chicago	44 52	34	A	Louisville	40 96								
72	H	Youngstown St.	67 59	292	A	IPFW	82 73								
279	H	Northern Ill.	54 49	175	H	Saint Louis	47 53								

Non-Div I Games: Purdue-Calumet 76 59

Valparaiso

■ Loss,
 ■ Non-Conf, S Site,
 ■ Home
 ■ Away
 N Neutral

Vanderbilt

Through Games Of Sunday, January 27, 2013

Average RPI Win:	163	WON-LOST	WINNING	LAST 10	STRENGTH OF	OPP. STRENGTH	TEAM	ADJ.	CONF.	ADJ CONF.
Average RPI Loss:	28	RECORD	PCT. RANK	GAMES	SCHEDULE	OF SCHEDULE	RPI	RPI	RPI	RPI
DIV. I ONLY	14- 6	65	7- 3	22	72	30	30	3	3	
DIV. I NON-CONF.	10- 3	50	5- 0	34	102	25	25	6	6	
TOTALS	RPI 1-25	RPI 26-50	W-L RECORDS	RPI 51-100	RPI 101-150	RPI 150+				
14- 6	1- 4	0- 1	OVERALL	3- 1	4- 0	6- 0				
8- 1	0- 1	0- 0	HOME	2- 0	2- 0	4- 0				
6- 3	1- 2	0- 0	AWAY	1- 1	2- 0	2- 0				
0- 2	0- 1	0- 1	NEUTRAL	0- 0	0- 0	0- 0				
10- 3	1- 2	0- 1	NON-CONFERENCE	2- 0	3- 0	4- 0				
6- 0	0- 0	0- 0	HOME	1- 0	2- 0	3- 0				
4- 1	1- 1	0- 0	AWAY	1- 0	1- 0	1- 0				
0- 2	0- 1	0- 1	NEUTRAL	0- 0	0- 0	0- 0				
4- 3	0- 2	0- 0	CONFERENCE	1- 1	1- 0	2- 0				
2- 1	0- 1	0- 0	HOME	1- 0	0- 0	1- 0				
2- 2	0- 1	0- 0	AWAY	0- 1	1- 0	1- 0				
0- 0	0- 0	0- 0	NEUTRAL	0- 0	0- 0	0- 0				

RPI S	Opponent	Score	RPI S	Opponent	Score	Team's RPI: 30	RPI S	Opponent	Score	RPI S	Opponent	Score	RPI S	Opponent	Score
5	H Tennessee	75 83	45	N Virginia	66 73		64	A LSU	51 54	109	A Southern California	74 56			
11	A South Carolina	48 64					69	H Arkansas	78 58	117	A Alabama	67 58			
19	N Florida St.	59 73					75	A Western Ky.	77 67	129	H UAB	69 54			
21	A Dayton	66 71					89	H Hartford	67 45	149	H McNeese St.	82 71			
25	A Oklahoma	76 63								186	H Col. of Charleston	69 44			
										213	H Tennessee Tech	77 50			
										234	H Mississippi St.	92 41			
										258	A Ole Miss	76 57			
										306	H Austin Peay	67 36			
										328	A Lipscomb	62 45			
LAST 12 Division I GAMES:															
117	A Alabama	67 58	234	H Mississippi St.	92 41										
5	H Tennessee	75 83	109	A Southern California	74 56										
64	A LSU	51 54	186	H Col. of Charleston	69 44										
69	H Arkansas	78 58	25	A Oklahoma	76 63										
11	A South Carolina	48 64	89	H Hartford	67 45										
258	A Ole Miss	76 57	75	A Western Ky.	77 67										

Non-Div I Games:

Vanderbilt

Loss, Non-Conf, S Site, H Home A Away N Neutral

Average RPI Win:	306	WON-LOST	WINNING	LAST 10	STRENGTH OF	OPP. STRENGTH	TEAM	ADJ.	CONF.	ADJ CONF.
Average RPI Loss:	153	RECORD	PCT. RANK	GAMES	SCHEDULE	OF SCHEDULE	RPI	RPI	RPI	RPI
DIV. I ONLY	7- 13	257	4- 6	259	293	272	272	22	22	
DIV. I NON-CONF.	3- 10	295	0- 5	254	288	313	313	25	25	
TOTALS	RPI 1-25	RPI 26-50	W-L RECORDS	RPI 51-100	RPI 101-150	RPI 150+				
7- 13	0- 0	0- 2	OVERALL	0- 3	0- 2	7- 6				
6- 1	0- 0	0- 0	HOME	0- 1	0- 0	6- 0				
1- 12	0- 0	0- 2	AWAY	0- 2	0- 2	1- 6				
0- 0	0- 0	0- 0	NEUTRAL	0- 0	0- 0	0- 0				
3- 10	0- 0	0- 2	NON-CONFERENCE	0- 1	0- 2	3- 5				
3- 1	0- 0	0- 0	HOME	0- 1	0- 0	3- 0				
0- 9	0- 0	0- 2	AWAY	0- 0	0- 2	0- 5				
0- 0	0- 0	0- 0	NEUTRAL	0- 0	0- 0	0- 0				
4- 3	0- 0	0- 0	CONFERENCE	0- 2	0- 0	4- 1				
3- 0	0- 0	0- 0	HOME	0- 0	0- 0	3- 0				
1- 3	0- 0	0- 0	AWAY	0- 2	0- 0	1- 1				
0- 0	0- 0	0- 0	NEUTRAL	0- 0	0- 0	0- 0				

RPI S	Opponent	Score	RPI S	Opponent	Score	RPI S	Opponent	Score	RPI S	Opponent	Score	Team's RPI: 272
31	A Oklahoma St.	30 83	44	A Marist	45 66	65	A Boston U.	30 58	111	A Boston College	43 80	
						81	H Drexel	49 66	132	A Fairfield	47 51	
						98	A Albany (NY)	32 59	176	A Providence	76 92	
									219	A Central Conn. St.	41 67	
									222	A Stony Brook	53 68	
									240	A Canisius	55 56	
									241	H New Hampshire	63 60	
									257	A North Florida	61 64	
									267	H Brown	66 56	
									307	A Jacksonville	67 78	
									308	H UMBC	63 60	
									314	A Binghamton	61 56	
									326	H Maine	61 53	
									343	H Columbia	46 40	
									344	H Houston Baptist	59 48	
LAST 12 Division I GAMES:												
98	A Albany (NY)	32 59	241	H New Hampshire	63 60							
326	H Maine	61 53	240	A Canisius	55 56							
222	A Stony Brook	53 68	111	A Boston College	43 80							
314	A Binghamton	61 56	31	A Oklahoma St.	30 83							
308	H UMBC	63 60	219	A Central Conn. St.	41 67							
65	A Boston U.	30 58	81	H Drexel	49 66							

Non-Div I Games:

Vermont

■ Loss,
 ■ Non-Conf,
 ■ S Site,
 ■ H Home
 ■ A Away
 N Neutral

Villanova

Through Games Of Sunday, January 27, 2013

Average RPI Win:	122	WON-LOST	WINNING	LAST 10	STRENGTH OF	OPP. STRENGTH	TEAM	ADJ.	CONF.	ADJ CONF.
Average RPI Loss:	86	RECORD	PCT. RANK	GAMES	SCHEDULE	OF SCHEDULE	RPI	RPI	RPI	RPI
DIV. I ONLY	16- 3	20	8- 2	43	42	13	13	5	5	
DIV. I NON-CONF.	11- 2	23	5- 1	50	30	14	14	4	4	
TOTALS	RPI 1-25	RPI 26-50	W-L RECORDS	RPI 51-100	RPI 101-150	RPI 150+				
16- 3	2- 0	2- 1	OVERALL	4- 1	2- 0	6- 1				
7- 0	2- 0	1- 0	HOME	1- 0	2- 0	1- 0				
6- 2	0- 0	1- 0	AWAY	0- 1	0- 0	5- 1				
3- 1	0- 0	0- 1	NEUTRAL	3- 0	0- 0	0- 0				
11- 2	1- 0	1- 1	NON-CONFERENCE	3- 1	2- 0	4- 0				
4- 0	1- 0	0- 0	HOME	0- 0	2- 0	1- 0				
4- 1	0- 0	1- 0	AWAY	0- 1	0- 0	3- 0				
3- 1	0- 0	0- 1	NEUTRAL	3- 0	0- 0	0- 0				
5- 1	1- 0	1- 0	CONFERENCE	1- 0	0- 0	2- 1				
3- 0	1- 0	1- 0	HOME	1- 0	0- 0	0- 0				
2- 1	0- 0	0- 0	AWAY	0- 0	0- 0	2- 1				
0- 0	0- 0	0- 0	NEUTRAL	0- 0	0- 0	0- 0				

RPI S	Opponent	Score	RPI S	Opponent	Score	RPI S	Opponent	Score	RPI S	Opponent	Score
20	H Princeton	61 54	27	N Delaware	45 59	55	H South Fla.	52 49	121	H Temple	55 44
24	H DePaul	65 45	33	H Syracuse	64 59	56	A Minnesota	60 75	148	H La Salle	49 44
			46	A Saint Joseph's	55 51	67	N South Dakota St.	71 47	176	A Providence	60 65
						88	N Montana	74 49	184	A Cincinnati	54 51
						94	N Bowling Green	53 42	193	A Pittsburgh	68 52
									210	A Dartmouth	60 37
									217	A Penn	48 44
									226	H Lehigh	66 49
									230	A Lafayette	73 34
LAST 12 Division I GAMES:											
33	H Syracuse	64 59	184	A Cincinnati	54 51						
176	A Providence	60 65	210	A Dartmouth	60 37						
55	H South Fla.	52 49	27	N Delaware	45 59						
217	A Penn	48 44	121	H Temple	55 44						
193	A Pittsburgh	68 52	20	H Princeton	61 54						
24	H DePaul	65 45	46	A Saint Joseph's	55 51						

Non-Div I Games:

Villanova

Loss, Non-Conf, S Site, H Home A Away N Neutral

Virginia

Average RPI Win: 138

Average RPI Loss: 45

WON-LOST

WINNING

LAST 10

RECORD

PCT. RANK

GAMES

Through Games Of Sunday, January 27, 2013

STRENGTH OF

SCHEDULE

OPP. STRENGTH

OF SCHEDULE

TEAM

RPI

ADJ.

RPI

CONF.

RPI

ADJ CONF.

RPI

DIV. I ONLY

14- 6

65

8- 2

72

10

45

45

4

4

DIV. I NON-CONF.

8- 3

62

3- 1

138

43

76

76

3

3

TOTALS

RPI 1-25

RPI 26-50

W-L RECORDS

RPI 51-100

RPI 101-150

RPI 150+

14- 6

0- 2

2- 2

OVERALL

4- 1

3- 1

5- 0

9- 1

0- 0

1- 0

HOME

2- 1

2- 0

4- 0

4- 4

0- 2

0- 1

AWAY

2- 0

1- 1

1- 0

1- 1

0- 0

1- 1

NEUTRAL

0- 0

0- 0

0- 0

8- 3

0- 0

1- 1

NON-CONFERENCE

2- 1

0- 1

5- 0

5- 1

0- 0

0- 0

HOME

1- 1

0- 0

4- 0

2- 1

0- 0

0- 0

AWAY

1- 0

0- 1

1- 0

1- 1

0- 0

1- 1

NEUTRAL

0- 0

0- 0

0- 0

6- 3

0- 2

1- 1

CONFERENCE

2- 0

3- 0

0- 0

4- 0

0- 0

1- 0

HOME

1- 0

2- 0

0- 0

2- 3

0- 2

0- 1

AWAY

1- 0

1- 0

0- 0

0- 0

0- 0

0- 0

NEUTRAL

0- 0

0- 0

0- 0

RPI 1-25

RPI 26-50

Team's RPI: 45

RPI 51-100

RPI 101+

RPI	S	Opponent	Score
8	A	Maryland	55 79
14	A	North Carolina	60 71

RPI	S	Opponent	Score
30	N	Vanderbilt	73 66
33	N	Syracuse	73 74
41	A	Miami (FL)	52 58
41	H	Miami (FL)	62 52

RPI	S	Opponent	Score
54	H	West Virginia	47 54
56	A	Minnesota	90 68
68	A	Georgia Tech	62 51
87	H	James Madison	78 57
97	H	North Carolina St.	78 59

RPI	S	Opponent	Score
102	H	Virginia Tech	52 48
111	H	Boston College	69 57
117	A	Alabama	70 73
133	A	Wake Forest	69 64
176	H	Providence	61 42
204	H	Xavier	54 45
217	A	Penn	68 65
278	H	Coppin St.	54 44
335	H	Norfolk St.	66 23

LAST 12 Division I GAMES:

133	A	Wake Forest	69 64	41	A	Miami (FL)	52 58
111	H	Boston College	69 57	102	H	Virginia Tech	52 48
41	H	Miami (FL)	62 52	204	H	Xavier	54 45
14	A	North Carolina	60 71	335	H	Norfolk St.	66 23
97	H	North Carolina St.	78 59	117	A	Alabama	70 73
68	A	Georgia Tech	62 51	278	H	Coppin St.	54 44

Non-Div I Games:

Virginia

Loss, Non-Conf, S Site, H Home A Away N Neutral

Average RPI Win:	139	WON-LOST	WINNING	LAST 10	STRENGTH OF	OPP. STRENGTH	TEAM	ADJ.	CONF.	ADJ CONF.
Average RPI Loss:	54	RECORD	PCT. RANK	GAMES	SCHEDULE	OF SCHEDULE	RPI	RPI	RPI	RPI
DIV. I ONLY	7- 12	241	3- 7	6	65	102	102	4	4	
DIV. I NON-CONF.	6- 5	146	2- 2	5	158	87	87	3	3	
TOTALS	RPI 1-25	RPI 26-50	W-L RECORDS	RPI 51-100	RPI 101-150	RPI 150+				
7- 12	0- 5	0- 2	OVERALL	2- 3	2- 2	3- 0				
7- 5	0- 2	0- 0	HOME	2- 1	2- 2	3- 0				
0- 7	0- 3	0- 2	AWAY	0- 2	0- 0	0- 0				
0- 0	0- 0	0- 0	NEUTRAL	0- 0	0- 0	0- 0				
6- 5	0- 1	0- 1	NON-CONFERENCE	2- 2	1- 1	3- 0				
6- 3	0- 1	0- 0	HOME	2- 1	1- 1	3- 0				
0- 2	0- 0	0- 1	AWAY	0- 1	0- 0	0- 0				
0- 0	0- 0	0- 0	NEUTRAL	0- 0	0- 0	0- 0				
1- 7	0- 4	0- 1	CONFERENCE	0- 1	1- 1	0- 0				
1- 2	0- 1	0- 0	HOME	0- 0	1- 1	0- 0				
0- 5	0- 3	0- 1	AWAY	0- 1	0- 0	0- 0				
0- 0	0- 0	0- 0	NEUTRAL	0- 0	0- 0	0- 0				

RPI 1-25				RPI 26-50				RPI 51-100				RPI 101+ Team's RPI: 102			
RPI	S	Opponent	Score	RPI	S	Opponent	Score	RPI	S	Opponent	Score	RPI	S	Opponent	Score
7	H	Penn St.	41 60	36	A	Michigan St.	29 57	60	H	FGCU	56 63	111	H	Boston College	46 53
8	H	Maryland	45 74	45	A	Virginia	48 52	86	H	Wisconsin	47 38	120	H	Appalachian St.	71 68
14	A	North Carolina	45 48					90	A	Richmond	51 65	133	H	Wake Forest	73 52
17	A	Duke	26 58					93	H	Hampton	55 45	142	H	Old Dominion	35 55
19	A	Florida St.	56 70					97	A	North Carolina St.	39 58	167	H	N.C. A&T	58 39
LAST 12 Division I GAMES:															
19	A	Florida St.	56 70	45	A	Virginia	48 52	93	H	Hampton	55 45	133	H	Wake Forest	73 52
97	A	North Carolina St.	39 58	167	H	N.C. A&T	58 39	60	H	FGCU	56 63	111	H	Boston College	46 53
17	A	Duke	26 58	86	H	Wisconsin	47 38	90	A	Richmond	51 65	142	H	Old Dominion	35 55
8	H	Maryland	45 74	97	A	North Carolina St.	39 58	93	H	Hampton	55 45	167	H	N.C. A&T	58 39
111	H	Boston College	46 53	45	A	Virginia	48 52	60	H	FGCU	56 63	185	H	Longwood	73 58
14	A	North Carolina	45 48	36	A	Michigan St.	29 57	97	A	North Carolina St.	39 58	191	H	George Washington	50 31

Non-Div I Games:

Virginia Tech

■ Loss,
 ■ Non-Conf,
 ■ S Site,
 ■ H Home
 ■ A Away
 N Neutral

Average RPI Win: 329	WON-LOST	WINNING	LAST 10	STRENGTH OF	OPP. STRENGTH	TEAM	ADJ.	CONF.	ADJ CONF.
Average RPI Loss: 197	RECORD	PCT. RANK	GAMES	SCHEDULE	OF SCHEDULE	RPI	RPI	RPI	RPI
DIV. I ONLY	2- 16	331	1- 9	243	322	324	324	26	26
DIV. I NON-CONF.	1- 10	324	0- 5	175	318	314	314	23	23
TOTALS	RPI 1-25	RPI 26-50	W-L RECORDS	RPI 51-100	RPI 101-150	RPI 150+			
2- 16	0- 0	0- 2	OVERALL	0- 0	0- 2	2- 12			
0- 5	0- 0	0- 0	HOME	0- 0	0- 0	0- 5			
2- 7	0- 0	0- 0	AWAY	0- 0	0- 0	2- 0			
0- 4	0- 0	0- 0	NEUTRAL	0- 0	0- 1	0- 3			
1- 10	0- 0	0- 2	NON-CONFERENCE	0- 0	0- 1	1- 7			
0- 2	0- 0	0- 0	HOME	0- 0	0- 0	0- 2			
1- 4	0- 0	0- 2	AWAY	0- 0	0- 0	1- 2			
0- 4	0- 0	0- 0	NEUTRAL	0- 0	0- 1	0- 3			
1- 6	0- 0	0- 0	CONFERENCE	0- 0	0- 1	1- 5			
0- 3	0- 0	0- 0	HOME	0- 0	0- 0	0- 3			
1- 3	0- 0	0- 0	AWAY	0- 0	0- 1	1- 2			
0- 0	0- 0	0- 0	NEUTRAL	0- 0	0- 0	0- 0			

RPI	S	Opponent	Score	RPI	S	Opponent	Score	RPI	S	Opponent	Score	RPI	S	Opponent	Score
33	A	Syracuse	28 66	34	A	Louisville	32 106					113	A	Saint Francis (PA)	43 80
												132	N	Fairfield	44 81
												192	H	Iona	64 74
												193	A	Pittsburgh	39 65
												201	H	Army	62 65
												219	A	Central Conn. St.	53 82
												221	H	Monmouth	64 81
												226	N	Lehigh	53 78
												230	N	Lafayette	45 64
												236	H	Fairleigh Dickinson	59 68
												241	A	New Hampshire	54 77
												266	H	St. Francis Brooklyn	66 72
												308	N	UMBC	43 48
												309	A	Bryant	47 65
												315	A	LIU Brooklyn	74 70
												343	A	Columbia	61 47
LAST 12 Division I GAMES:															
113	A	Saint Francis (PA)	43 80	236	H	Fairleigh Dickinson	59 68								
309	A	Bryant	47 65	132	N	Fairfield	44 81								
219	A	Central Conn. St.	53 82	308	N	UMBC	43 48								
315	A	LIU Brooklyn	74 70	34	A	Louisville	32 106								
266	H	St. Francis Brooklyn	66 72	241	A	New Hampshire	54 77								
221	H	Monmouth	64 81	33	A	Syracuse	28 66								

Non-Div I Games:

Wagner

■ Loss,
 ■ Non-Conf,
 ■ S Site,
 ■ H Home
 ■ A Away
 N Neutral

Wake Forest

Through Games Of Sunday, January 27, 2013

Average RPI Win:	205	WON-LOST	WINNING	LAST 10	STRENGTH OF	OPP. STRENGTH	TEAM	ADJ.	CONF.	ADJ CONF.
Average RPI Loss:	55	RECORD	PCT. RANK	GAMES	SCHEDULE	OF SCHEDULE	RPI	RPI	RPI	RPI
DIV. I ONLY	10- 10	163	5- 5	90	23	133	133	4	4	
DIV. I NON-CONF.	7- 5	131	4- 0	146	54	145	145	3	3	
TOTALS	RPI 1-25	RPI 26-50	W-L RECORDS	RPI 51-100	RPI 101-150	RPI 150+				
10- 10	1- 3	0- 4	OVERALL	1- 1	1- 1	7- 1				
8- 4	0- 1	0- 2	HOME	1- 0	0- 0	7- 1				
2- 3	1- 0	0- 1	AWAY	0- 1	1- 1	0- 0				
0- 3	0- 2	0- 1	NEUTRAL	0- 0	0- 0	0- 0				
7- 5	0- 2	0- 2	NON-CONFERENCE	0- 1	0- 0	7- 0				
7- 0	0- 0	0- 0	HOME	0- 0	0- 0	7- 0				
0- 2	0- 0	0- 1	AWAY	0- 1	0- 0	0- 0				
0- 3	0- 2	0- 1	NEUTRAL	0- 0	0- 0	0- 0				
3- 5	1- 1	0- 2	CONFERENCE	1- 0	1- 1	0- 1				
1- 4	0- 1	0- 2	HOME	1- 0	0- 0	0- 1				
2- 1	1- 0	0- 0	AWAY	0- 0	1- 1	0- 0				
0- 0	0- 0	0- 0	NEUTRAL	0- 0	0- 0	0- 0				

RPI 1-25				RPI 26-50				RPI 51-100				RPI 101+ Team's RPI: 133			
RPI	S	Opponent	Score	RPI	S	Opponent	Score	RPI	S	Opponent	Score	RPI	S	Opponent	Score
3	N	Connecticut	34 95	41	H	Miami (FL)	78 79	73	A	Illinois	82 95	102	A	Virginia Tech	52 73
10	N	Purdue	53 67	43	A	Kansas	58 64	97	H	North Carolina St.	69 56	111	A	Boston College	92 87
17	H	Duke	44 73	44	N	Marist	66 81					170	H	Clemson	64 74
19	A	Florida St.	80 72	45	H	Virginia	64 69					198	H	Campbell	84 68
LAST 12 Division I GAMES:															
				45	H	Virginia	64 69	97	H	North Carolina St.	69 56				
				41	H	Miami (FL)	78 79	244	H	Nevada	77 54				
				111	A	Boston College	92 87	198	H	Campbell	84 68				
				170	H	Clemson	64 74	102	A	Virginia Tech	52 73				
				17	H	Duke	44 73	235	H	Seton Hall	64 63				
				19	A	Florida St.	80 72	250	H	Florida A&M	80 60				

Non-Div I Games:

Wake Forest

■ Loss,
■ Non-Conf,
■ S Site,
■ H Home
■ A Away
N Neutral

Average RPI Win: 146		WON-LOST	WINNING	LAST 10	STRENGTH OF		OPP. STRENGTH	TEAM	ADJ.	CONF.	ADJ CONF.
Average RPI Loss: 96		RECORD	PCT. RANK	GAMES	SCHEDULE		OF SCHEDULE	RPI	RPI	RPI	RPI
DIV. I ONLY		14- 5	52	7- 3	186		24	62	62	6	6
DIV. I NON-CONF.		8- 3	62	2- 2	161		18	63	63	5	5
<hr/>											
TOTALS	RPI 1-25	RPI 26-50		W-L RECORDS		RPI 51-100		RPI 101-150		RPI 150+	
14- 5	0- 1	2- 0		OVERALL		2- 1		2- 2		8- 1	
9- 1	0- 0	2- 0		HOME		1- 0		1- 1		5- 0	
5- 4	0- 1	0- 0		AWAY		1- 1		1- 1		3- 1	
0- 0	0- 0	0- 0		NEUTRAL		0- 0		0- 0		0- 0	
8- 3	0- 0	2- 0		NON-CONFERENCE		1- 1		1- 1		4- 1	
4- 1	0- 0	2- 0		HOME		0- 0		0- 1		2- 0	
4- 2	0- 0	0- 0		AWAY		1- 1		1- 0		2- 1	
0- 0	0- 0	0- 0		NEUTRAL		0- 0		0- 0		0- 0	
6- 2	0- 1	0- 0		CONFERENCE		1- 0		1- 1		4- 0	
5- 0	0- 0	0- 0		HOME		1- 0		1- 0		3- 0	
1- 2	0- 1	0- 0		AWAY		0- 0		0- 1		1- 0	
0- 0	0- 0	0- 0		NEUTRAL		0- 0		0- 0		0- 0	

RPI 1-25				RPI 26-50				RPI 51-100				Team's RPI: 62				RPI 101+			
RPI	S	Opponent	Score	RPI	S	Opponent	Score	RPI	S	Opponent	Score	RPI	S	Opponent	Score	RPI	S	Opponent	Score
15	A	UCLA	68 85	35	H	St. Mary's (CA)	70 68	68	A	Georgia Tech	44 52	104	H	Arizona	76 65				
				47	H	San Diego St.	59 58	83	H	Arizona St.	77 74	109	A	Southern California	72 81				
								86	A	Wisconsin	60 55	136	H	UC Santa Barbara	46 54				
												147	A	UC Davis	81 56				
												153	A	Long Beach St.	62 71				
												160	H	Idaho	62 48				
												168	A	Washington St.	79 72				
												168	H	Washington St.	60 53				
												172	A	Seattle	77 75				
												196	A	Portland	64 44				
												200	H	Oregon St.	81 77				
												207	H	Pepperdine	70 51				
												274	H	Oregon	66 53				
LAST 12 Division I GAMES:																			
274	H	Oregon	66 53	104	H	Arizona	76 65												
200	H	Oregon St.	81 77	83	H	Arizona St.	77 74												
168	A	Washington St.	79 72	147	A	UC Davis	81 56												
168	H	Washington St.	60 53	68	A	Georgia Tech	44 52												
15	A	UCLA	68 85	160	H	Idaho	62 48												
109	A	Southern California	72 81	136	H	UC Santa Barbara	46 54												

Non-Div I Games:

Washington

■ Loss,
■ Non-Conf,
■ S Site,
■ H Home
■ A Away
N Neutral

Average RPI Win:	120	WON-LOST	WINNING	LAST 10	STRENGTH OF	OPP. STRENGTH	TEAM	ADJ.	CONF.	ADJ CONF.
Average RPI Loss:	92	RECORD	PCT. RANK	GAMES	SCHEDULE	OF SCHEDULE	RPI	RPI	RPI	RPI
DIV. I ONLY	6- 13	274	3- 7	44	79	168	168	6	6	
DIV. I NON-CONF.	4- 7	230	2- 2	13	84	99	99	5	5	
TOTALS	RPI 1-25	RPI 26-50	W-L RECORDS	RPI 51-100	RPI 101-150	RPI 150+				
6- 13	0- 1	0- 2	OVERALL	4- 6	0- 2	2- 2				
5- 4	0- 0	0- 0	HOME	3- 2	0- 1	2- 1				
1- 8	0- 1	0- 2	AWAY	1- 3	0- 1	0- 1				
0- 1	0- 0	0- 0	NEUTRAL	0- 1	0- 0	0- 0				
4- 7	0- 0	0- 2	NON-CONFERENCE	3- 4	0- 0	1- 1				
3- 1	0- 0	0- 0	HOME	2- 1	0- 0	1- 0				
1- 5	0- 0	0- 2	AWAY	1- 2	0- 0	0- 1				
0- 1	0- 0	0- 0	NEUTRAL	0- 1	0- 0	0- 0				
2- 6	0- 1	0- 0	CONFERENCE	1- 2	0- 2	1- 1				
2- 3	0- 0	0- 0	HOME	1- 1	0- 1	1- 1				
0- 3	0- 1	0- 0	AWAY	0- 1	0- 1	0- 0				
0- 0	0- 0	0- 0	NEUTRAL	0- 0	0- 0	0- 0				

RPI S	Opponent	Score	RPI S	Opponent	Score	RPI S	Opponent	Score	RPI S	Opponent	Score	Team's RPI: 168
15	A UCLA	52 78	33	A Syracuse	51 64	53	A Gonzaga	57 51	104	H Arizona	65 71	
			34	A Louisville	39 75	56	A Minnesota	83 87	109	A Southern California	59 61	
						62	A Washington	53 60	200	H Oregon St.	76 73	
						62	H Washington	72 79	216	A UC Riverside	65 71	
						67	N South Dakota St.	56 65	221	H Monmouth	79 69	
						70	H Ohio St.	62 55	274	H Oregon	68 70	
						78	A Fresno St.	59 82				
						83	H Arizona St.	77 65				
						86	H Wisconsin	44 52				
						92	H BYU	67 52				
LAST 12 Division I GAMES:												
200	H Oregon St.	76 73	83	H Arizona St.	77 65							
274	H Oregon	68 70	104	H Arizona	65 71							
62	H Washington	72 79	53	A Gonzaga	57 51							
62	A Washington	53 60	33	A Syracuse	51 64							
109	A Southern California	59 61	34	A Louisville	39 75							
15	A UCLA	52 78	70	H Ohio St.	62 55							

Non-Div I Games:

Washington St.

■ Loss,
■ Non-Conf, S Site,
■ Home
■ Away
N Neutral

Average RPI Win:	0	WON-LOST	WINNING	LAST 10	STRENGTH OF	OPP. STRENGTH	TEAM	ADJ.	CONF.	ADJ CONF.
Average RPI Loss:	159	RECORD	PCT. RANK	GAMES	SCHEDULE	OF SCHEDULE	RPI	RPI	RPI	RPI
DIV. I ONLY	0- 19	341	0- 10	99	266	316	316	15	15	
DIV. I NON-CONF.	0- 9	335	0- 2	42	299	299	299	14	14	
TOTALS	RPI 1-25	RPI 26-50	W-L RECORDS	RPI 51-100	RPI 101-150	RPI 150+				
0- 19	0- 0	0- 1	OVERALL	0- 4	0- 5	0- 9				
0- 9	0- 0	0- 0	HOME	0- 2	0- 3	0- 4				
0- 10	0- 0	0- 1	AWAY	0- 2	0- 2	0- 5				
0- 0	0- 0	0- 0	NEUTRAL	0- 0	0- 0	0- 0				
0- 9	0- 0	0- 1	NON-CONFERENCE	0- 2	0- 2	0- 4				
0- 3	0- 0	0- 0	HOME	0- 0	0- 1	0- 2				
0- 6	0- 0	0- 1	AWAY	0- 2	0- 1	0- 2				
0- 0	0- 0	0- 0	NEUTRAL	0- 0	0- 0	0- 0				
0- 10	0- 0	0- 0	CONFERENCE	0- 2	0- 3	0- 5				
0- 6	0- 0	0- 0	HOME	0- 2	0- 2	0- 2				
0- 4	0- 0	0- 0	AWAY	0- 0	0- 1	0- 3				
0- 0	0- 0	0- 0	NEUTRAL	0- 0	0- 0	0- 0				

RPI 1-25				RPI 26-50				RPI 51-100				RPI 101+				Team's RPI: 316	
RPI	S	Opponent	Score	RPI	S	Opponent	Score	RPI	S	Opponent	Score	RPI	S	Opponent	Score		
				31	A	Oklahoma St.	49 101	63	A	Wyoming	62 77	103	H	Eastern Wash.	60 88		
								79	H	Montana St.	37 67	104	A	Arizona	49 81		
								88	H	Montana	53 61	110	H	Utah	47 73		
								92	A	BYU	55 80	135	H	Idaho St.	45 69		
												145	A	Sacramento St.	60 103		
												157	A	New Mexico	44 67		
												194	A	Northern Colo.	48 69		
												201	H	Army	58 77		
												215	H	Portland St.	60 74		
												220	A	North Dakota	49 73		
												233	H	Boise St.	56 70		
												239	H	Southern Utah	61 74		
												303	A	Northern Ariz.	55 76		
												311	A	Utah Valley	56 68		
LAST 12 Division I GAMES:																	
				88	H	Montana	53 61	220	A	North Dakota	49 73						
				79	H	Montana St.	37 67	194	A	Northern Colo.	48 69						
				145	A	Sacramento St.	60 103	215	H	Portland St.	60 74						
				303	A	Northern Ariz.	55 76	103	H	Eastern Wash.	60 88						
				135	H	Idaho St.	45 69	104	A	Arizona	49 81						
				239	H	Southern Utah	61 74	63	A	Wyoming	62 77						

Non-Div I Games:

Weber St.

■ Loss,
 ■ Non-Conf,
 ■ S Site,
 ■ H Home
 ■ A Away
 N Neutral

West Virginia

Through Games Of Sunday, January 27, 2013

Average RPI Win:	149	WON-LOST	WINNING	LAST 10	STRENGTH OF	OPP. STRENGTH	TEAM	ADJ.	CONF.	ADJ CONF.
Average RPI Loss:	32	RECORD	PCT. RANK	GAMES	SCHEDULE	OF SCHEDULE	RPI	RPI	RPI	RPI
DIV. I ONLY	11- 8	123	4- 6	13	32	54	54	1	1	
DIV. I NON-CONF.	8- 3	62	3- 1	35	124	46	46	1	1	
TOTALS	RPI 1-25	RPI 26-50	W-L RECORDS	RPI 51-100	RPI 101-150	RPI 150+				
11- 8	0- 3	2- 4	OVERALL	2- 1	3- 0	4- 0				
7- 4	0- 0	0- 4	HOME	1- 0	3- 0	3- 0				
3- 2	0- 2	2- 0	AWAY	1- 0	0- 0	0- 0				
1- 2	0- 1	0- 0	NEUTRAL	0- 1	0- 0	1- 0				
8- 3	0- 1	1- 1	NON-CONFERENCE	2- 1	1- 0	4- 0				
5- 1	0- 0	0- 1	HOME	1- 0	1- 0	3- 0				
2- 0	0- 0	1- 0	AWAY	1- 0	0- 0	0- 0				
1- 2	0- 1	0- 0	NEUTRAL	0- 1	0- 0	1- 0				
3- 5	0- 2	1- 3	CONFERENCE	0- 0	2- 0	0- 0				
2- 3	0- 0	0- 3	HOME	0- 0	2- 0	0- 0				
1- 2	0- 2	1- 0	AWAY	0- 0	0- 0	0- 0				
0- 0	0- 0	0- 0	NEUTRAL	0- 0	0- 0	0- 0				

RPI 1-25				RPI 26-50				RPI 51-100 Team's RPI: 54				RPI 101+			
RPI	S	Opponent	Score	RPI	S	Opponent	Score	RPI	S	Opponent	Score	RPI	S	Opponent	Score
2	A	Baylor	58 76	28	H	Iowa St.	49 53	64	N	LSU	63 71	118	H	Texas	53 49
16	N	Iowa	70 79	37	H	Duquesne	54 62	65	A	Boston U.	60 57	120	H	Appalachian St.	72 67
25	A	Oklahoma	68 71	40	H	Texas Tech	73 77	72	H	Youngstown St.	90 57	141	H	TCU	58 50
				43	H	Kansas	59 60					189	H	St. Bonaventure	67 47
				45	A	Virginia	54 47					273	N	Marshall	64 48
				49	A	Kansas St.	66 52					277	H	USC Upstate	75 45
												290	H	UNC Wilmington	76 47
LAST 12 Division I GAMES:															
				28	H	Iowa St.	49 53	43	H	Kansas	59 60				
				40	H	Texas Tech	73 77	25	A	Oklahoma	68 71				
				2	A	Baylor	58 76	120	H	Appalachian St.	72 67				
				141	H	TCU	58 50	37	H	Duquesne	54 62				
				49	A	Kansas St.	66 52	72	H	Youngstown St.	90 57				
				118	H	Texas	53 49	189	H	St. Bonaventure	67 47				

Non-Div I Games:

West Virginia

■ Loss,
 ■ Non-Conf,
 ■ S Site,
 ■ H Home
 ■ A Away
 N Neutral

Average RPI Win:	312	WON-LOST	WINNING	LAST 10	STRENGTH OF	OPP. STRENGTH	TEAM	ADJ.	CONF.	ADJ CONF.
Average RPI Loss:	204	RECORD	PCT. RANK	GAMES	SCHEDULE	OF SCHEDULE	RPI	RPI	RPI	RPI
DIV. I ONLY	5- 13	291	2- 8	320	323	323	323	23	23	
DIV. I NON-CONF.	2- 7	300	0- 4	337	315	337	337	27	27	
TOTALS	RPI 1-25	RPI 26-50	W-L RECORDS	RPI 51-100	RPI 101-150	RPI 150+				
5- 13	0- 1	0- 0	OVERALL	0- 1	0- 1	5- 10				
3- 6	0- 0	0- 0	HOME	0- 1	0- 0	3- 5				
2- 7	0- 1	0- 0	AWAY	0- 0	0- 1	2- 5				
0- 0	0- 0	0- 0	NEUTRAL	0- 0	0- 0	0- 0				
2- 7	0- 1	0- 0	NON-CONFERENCE	0- 0	0- 0	2- 6				
1- 3	0- 0	0- 0	HOME	0- 0	0- 0	1- 3				
1- 4	0- 1	0- 0	AWAY	0- 0	0- 0	1- 3				
0- 0	0- 0	0- 0	NEUTRAL	0- 0	0- 0	0- 0				
3- 6	0- 0	0- 0	CONFERENCE	0- 1	0- 1	3- 4				
2- 3	0- 0	0- 0	HOME	0- 1	0- 0	2- 2				
1- 3	0- 0	0- 0	AWAY	0- 0	0- 1	1- 2				
0- 0	0- 0	0- 0	NEUTRAL	0- 0	0- 0	0- 0				

RPI S	Opponent	Score	RPI S	Opponent	Score	RPI S	Opponent	Score	RPI S	Opponent	Score	Team's RPI: 323
11	A South Carolina	44 66				51	H Chattanooga	43 70	120	A Appalachian St.	46 77	
									162	H Elon	48 64	
									186	A Col. of Charleston	47 70	
									198	H Campbell	40 55	
									213	H Tennessee Tech	56 61	
									229	A Georgia St.	45 64	
									243	A Furman	88 83	
									253	H Samford	38 47	
									277	H USC Upstate	48 51	
									305	H Wofford	54 40	
									310	A Coastal Caro.	42 56	
									312	A Ga. Southern	50 52	
									329	H UNC Greensboro	47 44	
									331	A Charleston So.	61 69	
									340	A UNC Asheville	58 45	
									342	H N.C. Central	67 55	
LAST 12 Division I GAMES:												
186	A Col. of Charleston	47 70	305	H Wofford	54 40	11	A South Carolina	44 66				
243	A Furman	88 83	229	A Georgia St.	45 64	331	A Charleston So.	61 69				
51	H Chattanooga	43 70	213	H Tennessee Tech	56 61	162	H Elon	48 64				
253	H Samford	38 47										
120	A Appalachian St.	46 77										
312	A Ga. Southern	50 52										

Non-Div I Games:

Western Caro.

■ Loss,
 ■ Non-Conf,
 ■ S Site,
 ■ H Home
 ■ A Away
 N Neutral

Average RPI Win:	243	WON-LOST	WINNING	LAST 10	STRENGTH OF	OPP. STRENGTH	TEAM	ADJ.	CONF.	ADJ CONF.
Average RPI Loss:	172	RECORD	PCT. RANK	GAMES	SCHEDULE	OF SCHEDULE	RPI	RPI	RPI	RPI
DIV. I ONLY	8- 10	200	5- 5	267	230	232	232	20	20	
DIV. I NON-CONF.	6- 5	146	4- 1	227	262	166	166	19	19	
TOTALS	RPI 1-25	RPI 26-50	W-L RECORDS	RPI 51-100	RPI 101-150	RPI 150+				
8- 10	0- 0	0- 1	OVERALL	0- 2	0- 0	8- 7				
5- 2	0- 0	0- 0	HOME	0- 0	0- 0	5- 2				
3- 8	0- 0	0- 1	AWAY	0- 2	0- 0	3- 5				
0- 0	0- 0	0- 0	NEUTRAL	0- 0	0- 0	0- 0				
6- 5	0- 0	0- 1	NON-CONFERENCE	0- 1	0- 0	6- 3				
5- 0	0- 0	0- 0	HOME	0- 0	0- 0	5- 0				
1- 5	0- 0	0- 1	AWAY	0- 1	0- 0	1- 3				
0- 0	0- 0	0- 0	NEUTRAL	0- 0	0- 0	0- 0				
2- 5	0- 0	0- 0	CONFERENCE	0- 1	0- 0	2- 4				
0- 2	0- 0	0- 0	HOME	0- 0	0- 0	0- 2				
2- 3	0- 0	0- 0	AWAY	0- 1	0- 0	2- 2				
0- 0	0- 0	0- 0	NEUTRAL	0- 0	0- 0	0- 0				

RPI S	Opponent	Score	RPI S	Opponent	Score	RPI S	Opponent	Score	RPI S	Opponent	Score	Team's RPI: 232
28	A Iowa St.	65 84	67	A South Dakota St.	51 86	154	A IUPUI	36 55	155	H Eastern Ill.	70 68	
			85	A Missouri	61 70	175	A Saint Louis	44 55	182	H Bradley	92 81	
						188	H South Dakota	60 63	206	A SIU Edwardsville	58 68	
						211	H Valparaiso	69 55	247	H Neb. Omaha	71 44	
						250	A Southeast Mo. St.	47 56	254	A Oakland	81 73	
						264	A North Dakota St.	85 83	270	H UMKC	50 51	
						287	A Loyola Chicago	65 61	292	A IPFW	49 80	
						341	H Chicago St.	87 52				
LAST 12 Division I GAMES:												
270	H UMKC	50 51	154	A IUPUI	36 55							
188	H South Dakota	60 63	292	A IPFW	49 80							
264	A North Dakota St.	85 83	254	A Oakland	81 73							
67	A South Dakota St.	51 86	182	H Bradley	92 81							
247	H Neb. Omaha	71 44	155	H Eastern Ill.	70 68							
341	H Chicago St.	87 52	250	A Southeast Mo. St.	47 56							

Non-Div I Games: Clarke 85 35 William Woods 70 53

Western Ill.

Average RPI Win:	217	WON-LOST	WINNING	LAST 10	STRENGTH OF	OPP. STRENGTH	TEAM	ADJ.	CONF.	ADJ CONF.
Average RPI Loss:	85	RECORD	PCT. RANK	GAMES	SCHEDULE	OF SCHEDULE	RPI	RPI	RPI	RPI
DIV. I ONLY	15- 5	47	7- 3	173	176	75	75	13	13	
DIV. I NON-CONF.	7- 2	48	4- 0	223	253	104	104	13	13	
TOTALS	RPI 1-25	RPI 26-50	W-L RECORDS	RPI 51-100	RPI 101-150	RPI 150+				
15- 5	0- 0	0- 2	OVERALL	1- 1	3- 2	11- 0				
7- 2	0- 0	0- 1	HOME	1- 1	1- 0	5- 0				
7- 3	0- 0	0- 1	AWAY	0- 0	2- 2	5- 0				
1- 0	0- 0	0- 0	NEUTRAL	0- 0	0- 0	1- 0				
7- 2	0- 0	0- 1	NON-CONFERENCE	0- 1	1- 0	6- 0				
2- 2	0- 0	0- 1	HOME	0- 1	0- 0	2- 0				
4- 0	0- 0	0- 0	AWAY	0- 0	1- 0	3- 0				
1- 0	0- 0	0- 0	NEUTRAL	0- 0	0- 0	1- 0				
8- 3	0- 0	0- 1	CONFERENCE	1- 0	2- 2	5- 0				
5- 0	0- 0	0- 0	HOME	1- 0	1- 0	3- 0				
3- 3	0- 0	0- 1	AWAY	0- 0	1- 2	2- 0				
0- 0	0- 0	0- 0	NEUTRAL	0- 0	0- 0	0- 0				

RPI 1-25				RPI 26-50				RPI 51-100				Team's RPI: 75				RPI 101+			
RPI	S	Opponent	Score	RPI	S	Opponent	Score	RPI	S	Opponent	Score	RPI	S	Opponent	Score	RPI	S	Opponent	Score
30	H	Vanderbilt	67 77	80	H	Illinois St.	68 83	123	A	UALR	78 69								
48	A	Middle Tenn.	57 79	95	H	FIU	62 56	123	H	UALR	70 61								
								130	A	Arkansas St.	58 63								
								139	A	South Ala.	46 56								
								144	A	Wright St.	84 67								
								173	H	Fla. Atlantic	86 68								
								199	H	North Texas	82 80								
								203	A	Murray St.	80 69								
								238	H	La.-Lafayette	75 64								
								246	H	Northern Ky.	65 53								
								250	H	Southeast Mo. St.	60 46								
								250	N	Florida A&M	71 57								
								265	A	La.-Monroe	65 57								
								285	A	Morehead St.	62 38								
								320	A	Troy	84 81								
								339	A	Kent St.	59 53								
LAST 12 Division I GAMES:																			
48	A	Middle Tenn.	57 79	123	A	UALR	78 69												
139	A	South Ala.	46 56	199	H	North Texas	82 80												
123	H	UALR	70 61	250	N	Florida A&M	71 57												
238	H	La.-Lafayette	75 64	144	A	Wright St.	84 67												
173	H	Fla. Atlantic	86 68	250	H	Southeast Mo. St.	60 46												
130	A	Arkansas St.	58 63	339	A	Kent St.	59 53												

Non-Div I Games:

Western Ky.

WON-LOST				Through Games of Sunday, January 17, 1915						
Average RPI Win:	236	WON-LOST	WINNING	LAST 10	STRENGTH OF	OPP. STRENGTH	TEAM	ADJ.	CONF.	ADJ CONF.
Average RPI Loss:	159	RECORD	PCT. RANK	GAMES	SCHEDULE	OF SCHEDULE	RPI	RPI	RPI	RPI
DIV. I ONLY	6- 13	274	3- 7	252	171	275	275	18	18	
DIV. I NON-CONF.	4- 9	261	2- 4	249	213	267	267	17	17	
TOTALS	RPI 1-25	RPI 26-50	W-L RECORDS	RPI 51-100	RPI 101-150	RPI 150+				
6- 13	0- 0	0- 2	OVERALL	0- 1	1- 4	5- 6				
4- 3	0- 0	0- 0	HOME	0- 1	1- 1	3- 1				
2- 9	0- 0	0- 2	AWAY	0- 0	0- 2	2- 5				
0- 1	0- 0	0- 0	NEUTRAL	0- 0	0- 1	0- 0				
4- 9	0- 0	0- 1	NON-CONFERENCE	0- 1	1- 3	3- 4				
3- 1	0- 0	0- 0	HOME	0- 1	1- 0	2- 0				
1- 7	0- 0	0- 1	AWAY	0- 0	0- 2	1- 4				
0- 1	0- 0	0- 0	NEUTRAL	0- 0	0- 1	0- 0				
2- 4	0- 0	0- 1	CONFERENCE	0- 0	0- 1	2- 2				
1- 2	0- 0	0- 0	HOME	0- 0	0- 1	1- 1				
1- 2	0- 0	0- 1	AWAY	0- 0	0- 0	1- 1				
0- 0	0- 0	0- 0	NEUTRAL	0- 0	0- 0	0- 0				

RPI 1-25				RPI 26-50				RPI 51-100				RPI 101+				Team's RPI: 275	
RPI	S	Opponent	Score	RPI	S	Opponent	Score	RPI	S	Opponent	Score	RPI	S	Opponent	Score		
				32	A	Michigan	41 60	98	H	Albany (NY)	54 68	114	H	Miami (OH)	47 73		
				50	A	Central Mich.	58 72					116	A	Detroit	57 97		
												119	H	American	57 53		
												121	A	Temple	41 68		
												124	N	Tulane	48 66		
												154	A	IUPUI	67 75		
												161	H	Akron	84 77		
												209	H	Eastern Mich.	52 56		
												211	H	Valparaiso	70 69		
												228	A	Milwaukee	79 88		
												254	A	Oakland	70 73		
												276	A	Buffalo	44 63		
												279	A	Northern Ill.	54 51		
												289	A	Ill.-Chicago	58 66		
												303	A	Northern Ariz.	78 67		
												341	H	Chicago St.	80 38		
LAST 12 Division I GAMES:																	
				276	A	Buffalo	44 63	121	A	Temple	41 68						
				279	A	Northern Ill.	54 51	289	A	Ill.-Chicago	58 66						
				161	H	Akron	84 77	211	H	Valparaiso	70 69						
				50	A	Central Mich.	58 72	32	A	Michigan	41 60						
				114	H	Miami (OH)	47 73	341	H	Chicago St.	80 38						
				209	H	Eastern Mich.	52 56	154	A	IUPUI	67 75						

Non-Div I Games:

Western Mich.

Loss, Non-Conf, S Site, H Home A Away N Neutral

Average RPI Win:	190	WON-LOST	WINNING	LAST 10	STRENGTH OF	OPP. STRENGTH	TEAM	ADJ.	CONF.	ADJ CONF.
Average RPI Loss:	66	RECORD	PCT. RANK	GAMES	SCHEDULE	OF SCHEDULE	RPI	RPI	RPI	RPI
DIV. I ONLY	13- 6	72	9- 1	104	122	74	74	9	9	
DIV. I NON-CONF.	6- 6	160	3- 2	75	132	130	130	9	9	
TOTALS	RPI 1-25	RPI 26-50	W-L RECORDS	RPI 51-100	RPI 101-150	RPI 150+				
13- 6	0- 1	1- 1	OVERALL	1- 4	3- 0	8- 0				
7- 2	0- 1	1- 1	HOME	0- 0	1- 0	5- 0				
6- 1	0- 0	0- 0	AWAY	1- 1	2- 0	3- 0				
0- 3	0- 0	0- 0	NEUTRAL	0- 3	0- 0	0- 0				
6- 6	0- 1	0- 1	NON-CONFERENCE	1- 4	1- 0	4- 0				
4- 2	0- 1	0- 1	HOME	0- 0	0- 0	4- 0				
2- 1	0- 0	0- 0	AWAY	1- 1	1- 0	0- 0				
0- 3	0- 0	0- 0	NEUTRAL	0- 3	0- 0	0- 0				
7- 0	0- 0	1- 0	CONFERENCE	0- 0	2- 0	4- 0				
3- 0	0- 0	1- 0	HOME	0- 0	1- 0	1- 0				
4- 0	0- 0	0- 0	AWAY	0- 0	1- 0	3- 0				
0- 0	0- 0	0- 0	NEUTRAL	0- 0	0- 0	0- 0				

RPI 1-25				RPI 26-50				RPI 51-100				Team's RPI: 74	RPI 101+			
RPI	S	Opponent	Score	RPI	S	Opponent	Score	RPI	S	Opponent	Score		RPI	S	Opponent	Score
18	H	Green Bay	42 63	29	H	Creighton	67 45	64	A	LSU	70 72		108	H	Missouri St.	76 64
				49	H	Kansas St.	43 48	76	A	SMU	61 59		122	A	UNI	60 57
								85	N	Missouri	44 49		130	A	Arkansas St.	60 51
								87	N	James Madison	58 63		158	A	Evansville	49 45
								90	N	Richmond	46 49		182	A	Bradley	62 58
													194	H	Northern Colo.	51 35
													256	H	UTSA	50 36
													283	H	Drake	70 51
													294	A	Southern Ill.	72 59
													318	H	Grambling	62 44
													321	H	Ark.-Pine Bluff	81 43
LAST 12 Division I GAMES:																
				158	A	Evansville	49 45					108	H	Missouri St.	76 64	
				294	A	Southern Ill.	72 59					18	H	Green Bay	42 63	
				283	H	Drake	70 51					76	A	SMU	61 59	
				29	H	Creighton	67 45					321	H	Ark.-Pine Bluff	81 43	
				122	A	UNI	60 57					194	H	Northern Colo.	51 35	
				182	A	Bradley	62 58					49	H	Kansas St.	43 48	

Non-Div I Games:

Wichita St.

William & Mary

Through Games Of Sunday, January 27, 2013

Average RPI Win:	249	WON-LOST	WINNING	LAST 10	STRENGTH OF	OPP. STRENGTH	TEAM	ADJ.	CONF.	ADJ CONF.
Average RPI Loss:	177	RECORD	PCT. RANK	GAMES	SCHEDULE	OF SCHEDULE	RPI	RPI	RPI	RPI
DIV. I ONLY	3- 14	320	2- 8	149	325	301	301	14	14	
DIV. I NON-CONF.	1- 9	322	0- 5	153	343	320	320	15	15	
TOTALS	RPI 1-25	RPI 26-50	W-L RECORDS	RPI 51-100	RPI 101-150	RPI 150+				
3- 14	0- 0	0- 0	OVERALL	0- 2	1- 3	2- 9				
2- 4	0- 0	0- 0	HOME	0- 1	1- 1	1- 2				
0- 10	0- 0	0- 0	AWAY	0- 1	0- 2	0- 7				
1- 0	0- 0	0- 0	NEUTRAL	0- 0	0- 0	1- 0				
1- 9	0- 0	0- 0	NON-CONFERENCE	0- 0	0- 1	1- 8				
0- 2	0- 0	0- 0	HOME	0- 0	0- 1	0- 1				
0- 7	0- 0	0- 0	AWAY	0- 0	0- 0	0- 7				
1- 0	0- 0	0- 0	NEUTRAL	0- 0	0- 0	1- 0				
2- 5	0- 0	0- 0	CONFERENCE	0- 2	1- 2	1- 1				
2- 2	0- 0	0- 0	HOME	0- 1	1- 0	1- 1				
0- 3	0- 0	0- 0	AWAY	0- 1	0- 2	0- 0				
0- 0	0- 0	0- 0	NEUTRAL	0- 0	0- 0	0- 0				

RPI S	Opponent	Score	RPI S	Opponent	Score	RPI S	Opponent	Score	RPI S	Opponent	Score	Team's RPI: 301
						81	H Drexel	46 58	101	H East Carolina	62 68	
						87	A James Madison	52 82	134	A Northeastern	69 71	
									140	A Hofstra	53 56	
									142	H Old Dominion	73 69	
									167	A N.C. A&T	78 85	
									181	H Winthrop	70 81	
									183	A Navy	64 69	
									191	A George Washington	51 58	
									193	A Pittsburgh	74 76	
									218	A Radford	55 72	
									256	A UTSA	50 76	
									259	A Cornell	56 60	
									290	H UNC Wilmington	52 61	
									299	H Towson	59 50	
									306	N Austin Peay	88 76	
LAST 12 Division I GAMES:												
			142	H Old Dominion	73 69	140	A Hofstra	53 56				
			299	H Towson	59 50	181	H Winthrop	70 81				
			81	H Drexel	46 58	259	A Cornell	56 60				
			87	A James Madison	52 82	167	A N.C. A&T	78 85				
			134	A Northeastern	69 71	218	A Radford	55 72				
			290	H UNC Wilmington	52 61	183	A Navy	64 69				

Non-Div I Games: Virginia Union 78 44

William & Mary

Loss, Non-Conf, S Site, H Home A Away N Neutral

Average RPI Win:	264	WON-LOST	WINNING	LAST 10	STRENGTH OF	OPP. STRENGTH	TEAM	ADJ.	CONF.	ADJ CONF.
Average RPI Loss:	141	RECORD	PCT. RANK	GAMES	SCHEDULE	OF SCHEDULE	RPI	RPI	RPI	RPI
DIV. I ONLY	12- 8	109	7- 3	319	231	181	181	29	29	
DIV. I NON-CONF.	5- 6	187	1- 2	323	130	227	227	29	29	
TOTALS	RPI 1-25	RPI 26-50	W-L RECORDS	RPI 51-100	RPI 101-150	RPI 150+				
12- 8	0- 0	0- 0	OVERALL	0- 2	1- 1	11- 5				
4- 1	0- 0	0- 0	HOME	0- 0	1- 1	3- 0				
7- 5	0- 0	0- 0	AWAY	0- 1	0- 0	7- 4				
1- 2	0- 0	0- 0	NEUTRAL	0- 1	0- 0	1- 1				
5- 6	0- 0	0- 0	NON-CONFERENCE	0- 2	0- 0	5- 4				
1- 0	0- 0	0- 0	HOME	0- 0	0- 0	1- 0				
3- 4	0- 0	0- 0	AWAY	0- 1	0- 0	3- 3				
1- 2	0- 0	0- 0	NEUTRAL	0- 1	0- 0	1- 1				
7- 2	0- 0	0- 0	CONFERENCE	0- 0	1- 1	6- 1				
3- 1	0- 0	0- 0	HOME	0- 0	1- 1	2- 0				
4- 1	0- 0	0- 0	AWAY	0- 0	0- 0	4- 1				
0- 0	0- 0	0- 0	NEUTRAL	0- 0	0- 0	0- 0				

RPI S	Opponent	Score	RPI S	Opponent	Score	RPI S	Opponent	Score	RPI S	Opponent	Score	Team's RPI: 181
						53 N	Gonzaga	66 80	107 H	Liberty	57 90	
						70 A	Ohio St.	53 78	138 H	High Point	78 61	
									152 H	Presbyterian	78 50	
									156 A	South Carolina St.	52 62	
									175 A	Saint Louis	53 62	
									182 A	Bradley	64 80	
									185 A	Longwood	74 79	
									186 A	Col. of Charleston	63 61	
									198 A	Campbell	76 53	
									200 N	Oregon St.	64 68	
									234 N	Mississippi St.	61 59	
									301 A	William & Mary	81 70	
									310 A	Coastal Caro.	76 52	
									317 A	Gardner-Webb	60 55	
									320 H	Troy	87 82	
									331 H	Charleston So.	85 65	
									340 A	UNC Asheville	65 59	
									342 A	N.C. Central	63 44	
LAST 12 Division I GAMES:												
198 A	Campbell	76 53	156 A	South Carolina St.	52 62							
310 A	Coastal Caro.	76 52	185 A	Longwood	74 79							
152 H	Presbyterian	78 50	301 A	William & Mary	81 70							
331 H	Charleston So.	85 65	175 A	Saint Louis	53 62							
317 A	Gardner-Webb	60 55	107 H	Liberty	57 90							
340 A	UNC Asheville	65 59	138 H	High Point	78 61							

Non-Div I Games: Saint Augustine's 83 74

Winthrop

Average RPI Win:	154	WON-LOST	WINNING	LAST 10	STRENGTH OF	OPP. STRENGTH	TEAM	ADJ.	CONF.	ADJ CONF.
Average RPI Loss:	40	RECORD	PCT. RANK	GAMES	SCHEDULE	OF SCHEDULE	RPI	RPI	RPI	RPI
DIV. I ONLY	9- 11	192	2- 8	28	15	86	86	2	2	
DIV. I NON-CONF.	8- 5	114	3- 2	100	37	78	78	2	2	
<hr/>										
TOTALS	RPI 1-25	RPI 26-50	W-L RECORDS	RPI 51-100	RPI 101-150	RPI 150+				
9- 11	0- 4	0- 3	OVERALL	2- 3	1- 1	6- 0				
7- 3	0- 1	0- 0	HOME	2- 2	1- 0	4- 0				
1- 8	0- 3	0- 3	AWAY	0- 1	0- 1	1- 0				
1- 0	0- 0	0- 0	NEUTRAL	0- 0	0- 0	1- 0				
8- 5	0- 1	0- 1	NON-CONFERENCE	1- 2	1- 1	6- 0				
6- 1	0- 0	0- 0	HOME	1- 1	1- 0	4- 0				
1- 4	0- 1	0- 1	AWAY	0- 1	0- 1	1- 0				
1- 0	0- 0	0- 0	NEUTRAL	0- 0	0- 0	1- 0				
1- 6	0- 3	0- 2	CONFERENCE	1- 1	0- 0	0- 0				
1- 2	0- 1	0- 0	HOME	1- 1	0- 0	0- 0				
0- 4	0- 2	0- 2	AWAY	0- 0	0- 0	0- 0				
0- 0	0- 0	0- 0	NEUTRAL	0- 0	0- 0	0- 0				

RPI 1-25				RPI 26-50				RPI 51-100				Team's RPI: 86	RPI 101+			
RPI	S	Opponent	Score	RPI	S	Opponent	Score	RPI	S	Opponent	Score		RPI	S	Opponent	Score
7	A	Penn St.	40 84	32	A	Michigan	43 54	53	A	Gonzaga	53 62		102	A	Virginia Tech	38 47
16	A	Iowa	60 71	38	A	Nebraska	52 70	56	H	Minnesota	55 60		117	H	Alabama	69 50
16	H	Iowa	56 65	41	A	Miami (FL)	44 67	58	H	Marquette	71 68		155	H	Eastern Ill.	76 47
18	A	Green Bay	38 53					62	H	Washington	55 60		158	H	Evansville	73 55
								70	H	Ohio St.	68 49		168	A	Washington St.	52 44
													173	H	Fla. Atlantic	82 73
													228	H	Milwaukee	74 56
													260	N	Delaware St.	83 54
<hr/>																
LAST 12 Division I GAMES:																
16	A	Iowa	60 71	38	A	Nebraska	52 70									
70	H	Ohio St.	68 49	41	A	Miami (FL)	44 67									
7	A	Penn St.	40 84	260	N	Delaware St.	83 54									
32	A	Michigan	43 54	18	A	Green Bay	38 53									
16	H	Iowa	56 65	155	H	Eastern Ill.	76 47									
56	H	Minnesota	55 60	173	H	Fla. Atlantic	82 73									

Non-Div I Games:

Wisconsin

 Loss,
 Non-Conf,
 S Site,
 H Home
 A Away
N Neutral

Average RPI Win:	275	WON-LOST	WINNING	LAST 10	STRENGTH OF	OPP. STRENGTH	TEAM	ADJ.	CONF.	ADJ CONF.
Average RPI Loss:	201	RECORD	PCT. RANK	GAMES	SCHEDULE	OF SCHEDULE	RPI	RPI	RPI	RPI
DIV. I ONLY	6- 11	249	2- 8	336	303	305	305	23	23	
DIV. I NON-CONF.	5- 3	112	1- 2	345	300	286	286	27	27	
TOTALS	RPI 1-25	RPI 26-50	W-L RECORDS	RPI 51-100	RPI 101-150	RPI 150+				
6- 11	0- 0	0- 0	OVERALL	0- 3	1- 1	5- 7				
2- 4	0- 0	0- 0	HOME	0- 1	0- 1	2- 2				
3- 7	0- 0	0- 0	AWAY	0- 2	1- 0	2- 5				
1- 0	0- 0	0- 0	NEUTRAL	0- 0	0- 0	1- 0				
5- 3	0- 0	0- 0	NON-CONFERENCE	0- 1	1- 0	4- 2				
1- 1	0- 0	0- 0	HOME	0- 0	0- 0	1- 1				
3- 2	0- 0	0- 0	AWAY	0- 1	1- 0	2- 1				
1- 0	0- 0	0- 0	NEUTRAL	0- 0	0- 0	1- 0				
1- 8	0- 0	0- 0	CONFERENCE	0- 2	0- 1	1- 5				
1- 3	0- 0	0- 0	HOME	0- 1	0- 1	1- 1				
0- 5	0- 0	0- 0	AWAY	0- 1	0- 0	0- 4				
0- 0	0- 0	0- 0	NEUTRAL	0- 0	0- 0	0- 0				

RPI 1-25			RPI 26-50			RPI 51-100			RPI 101+			Team's RPI: 305
RPI	S	Opponent	Score	RPI	S	Opponent	Score	RPI	S	Opponent	Score	
						51	A Chattanooga	54	68	117	A Alabama	58 52
						96	H Davidson	45	58	120	H Appalachian St.	65 68
						97	A North Carolina St.	45	85	162	H Elon	57 67
										186	H Col. of Charleston	56 55
										235	A Seton Hall	53 57
										243	A Furman	61 70
										253	A Samford	46 52
										312	A Ga. Southern	58 61
										317	H Gardner-Webb	57 62
										323	A Western Caro.	40 54
										326	N Maine	79 76
										336	H Kennesaw St.	66 49
										340	A UNC Asheville	58 54
										342	A N.C. Central	50 39
LAST 12 Division I GAMES:												
243	A	Furman	61	70	323	A	Western Caro.	40	54			
186	H	Col. of Charleston	56	55	235	A	Seton Hall	53	57			
312	A	Ga. Southern	58	61	317	H	Gardner-Webb	57	62			
120	H	Appalachian St.	65	68	117	A	Alabama	58	52			
96	H	Davidson	45	58	253	A	Samford	46	52			
162	H	Elon	57	67	51	A	Chattanooga	54	68			

Non-Div I Games:

Wofford

 Loss,
 Non-Conf,
 S Site,
 H Home
 A Away
N Neutral

Average RPI Win:	236	WON-LOST	WINNING	LAST 10	STRENGTH OF	OPP. STRENGTH	TEAM	ADJ.	CONF.	ADJ CONF.
Average RPI Loss:	100	RECORD	PCT. RANK	GAMES	SCHEDULE	OF SCHEDULE	RPI	RPI	RPI	RPI
DIV. I ONLY	8- 9	184	5- 5	115	160	144	144	12	12	
DIV. I NON-CONF.	5- 7	210	3- 3	108	165	172	172	12	12	
TOTALS	RPI 1-25	RPI 26-50	W-L RECORDS	RPI 51-100	RPI 101-150	RPI 150+				
8- 9	0- 2	0- 0	OVERALL	0- 2	0- 4	8- 1				
4- 4	0- 1	0- 0	HOME	0- 1	0- 2	4- 0				
4- 5	0- 1	0- 0	AWAY	0- 1	0- 2	4- 1				
0- 0	0- 0	0- 0	NEUTRAL	0- 0	0- 0	0- 0				
5- 7	0- 1	0- 0	NON-CONFERENCE	0- 2	0- 3	5- 1				
3- 3	0- 1	0- 0	HOME	0- 1	0- 1	3- 0				
2- 4	0- 0	0- 0	AWAY	0- 1	0- 2	2- 1				
0- 0	0- 0	0- 0	NEUTRAL	0- 0	0- 0	0- 0				
3- 2	0- 1	0- 0	CONFERENCE	0- 0	0- 1	3- 0				
1- 1	0- 0	0- 0	HOME	0- 0	0- 1	1- 0				
2- 1	0- 1	0- 0	AWAY	0- 0	0- 0	2- 0				
0- 0	0- 0	0- 0	NEUTRAL	0- 0	0- 0	0- 0				

RPI 1-25				RPI 26-50				RPI 51-100				RPI 101+ Team's RPI: 144			
RPI	S	Opponent	Score	RPI	S	Opponent	Score	RPI	S	Opponent	Score	RPI	S	Opponent	Score
18	A	Green Bay	44 71					70	A	Ohio St.	52 82	113	H	Saint Francis (PA)	81 98
21	H	Dayton	73 95					75	H	Western Ky.	67 84	114	A	Miami (OH)	54 72
												116	H	Detroit	76 86
												126	A	Memphis	68 109
												154	H	IUPUI	75 71
												161	A	Akron	73 71
												204	A	Xavier	66 65
												228	A	Milwaukee	71 61
												250	A	Southeast Mo. St.	66 78
												276	H	Buffalo	66 51
												285	H	Morehead St.	53 46
												287	A	Loyola Chicago	67 56
												289	H	Ill.-Chicago	59 51
LAST 12 Division I GAMES:															
289	H	Ill.-Chicago	59 51	285	H	Morehead St.	53 46								
287	A	Loyola Chicago	67 56	113	H	Saint Francis (PA)	81 98								
116	H	Detroit	76 86	75	H	Western Ky.	67 84								
18	A	Green Bay	44 71	204	A	Xavier	66 65								
228	A	Milwaukee	71 61	161	A	Akron	73 71								
126	A	Memphis	68 109	114	A	Miami (OH)	54 72								

Non-Div I Games: Urbana 78 61

Wright St.

■ Loss,
 ■ Non-Conf, S Site,
 ■ Home
 ■ Away
 N Neutral

Wyoming

Through Games Of Sunday, January 27, 2013

Average RPI Win:	208	WON-LOST	WINNING	LAST 10	STRENGTH OF	OPP. STRENGTH	TEAM	ADJ.	CONF.	ADJ CONF.
Average RPI Loss:	100	RECORD	PCT. RANK	GAMES	SCHEDULE	OF SCHEDULE	RPI	RPI	RPI	RPI
DIV. I ONLY	14- 4	38	6- 3	222	124	63	63	16	16	
DIV. I NON-CONF.	10- 2	28	4- 1	207	79	49	49	16	16	
TOTALS	RPI 1-25	RPI 26-50	W-L RECORDS	RPI 51-100	RPI 101-150	RPI 150+				
14- 4	0- 0	0- 2	OVERALL	3- 1	0- 0	11- 1				
8- 0	0- 0	0- 0	HOME	1- 0	0- 0	7- 0				
5- 4	0- 0	0- 2	AWAY	2- 1	0- 0	3- 1				
1- 0	0- 0	0- 0	NEUTRAL	0- 0	0- 0	1- 0				
10- 2	0- 0	0- 1	NON-CONFERENCE	2- 1	0- 0	8- 0				
5- 0	0- 0	0- 0	HOME	0- 0	0- 0	5- 0				
4- 2	0- 0	0- 1	AWAY	2- 1	0- 0	2- 0				
1- 0	0- 0	0- 0	NEUTRAL	0- 0	0- 0	1- 0				
4- 2	0- 0	0- 1	CONFERENCE	1- 0	0- 0	3- 1				
3- 0	0- 0	0- 0	HOME	1- 0	0- 0	2- 0				
1- 2	0- 0	0- 1	AWAY	0- 0	0- 0	1- 1				
0- 0	0- 0	0- 0	NEUTRAL	0- 0	0- 0	0- 0				

RPI S	Opponent	Score	RPI S	Opponent	Score	RPI S	Opponent	Score	RPI S	Opponent	Score
26	A Colorado	59 68	26	A Colorado	59 68	78	H Fresno St.	78 71	160	H Idaho	86 53
47	A San Diego St.	43 66	47	A San Diego St.	43 66	79	A Montana St.	68 60	202	H Loyola Marymount	84 68
						88	A Montana	58 56	207	A Pepperdine	72 50
						94	A Bowling Green	69 79	209	H Eastern Mich.	73 50
									231	H Denver	81 66
									233	A Boise St.	68 70
									235	N Seton Hall	55 45
									244	H Nevada	92 41
									249	A Ball St.	64 61
									282	H UNLV	76 54
									316	H Weber St.	77 62
									332	A Air Force	86 48
LAST 12 Division I GAMES:											
332	A Air Force	86 48	202	H Loyola Marymount	84 68						
282	H UNLV	76 54	249	A Ball St.	64 61						
47	A San Diego St.	43 66	94	A Bowling Green	69 79						
78	H Fresno St.	78 71	316	H Weber St.	77 62						
244	H Nevada	92 41	79	A Montana St.	68 60						
233	A Boise St.	68 70	88	A Montana	58 56						

Non-Div I Games: South Dakota Mines 87 38

Wyoming

■ Loss,
 ■ Non-Conf, S Site,
 ■ Home
 ■ Away
 N Neutral

Average RPI Win: 220	WON-LOST	WINNING	LAST 10	STRENGTH OF	OPP. STRENGTH	TEAM	ADJ.	CONF.	ADJ CONF.
Average RPI Loss: 97	RECORD	PCT. RANK	GAMES	SCHEDULE	OF SCHEDULE	RPI	RPI	RPI	RPI
DIV. I ONLY	6- 13	274	2- 8	55	149	204	204	8	8
DIV. I NON-CONF.	6- 8	204	2- 5	119	186	201	201	8	8

TOTALS	RPI 1-25	RPI 26-50	W-L RECORDS	RPI 51-100	RPI 101-150	RPI 150+			
6- 13	0- 1	0- 4	OVERALL	0- 4	2- 2	4- 2			
4- 7	0- 1	0- 2	HOME	0- 1	2- 2	2- 1			
1- 6	0- 0	0- 2	AWAY	0- 3	0- 0	1- 1			
1- 0	0- 0	0- 0	NEUTRAL	0- 0	0- 0	1- 0			
6- 8	0- 1	0- 3	NON-CONFERENCE	0- 0	2- 2	4- 2			
4- 5	0- 1	0- 1	HOME	0- 0	2- 2	2- 1			
1- 3	0- 0	0- 2	AWAY	0- 0	0- 0	1- 1			
1- 0	0- 0	0- 0	NEUTRAL	0- 0	0- 0	1- 0			
0- 5	0- 0	0- 1	CONFERENCE	0- 4	0- 0	0- 0			
0- 2	0- 0	0- 1	HOME	0- 1	0- 0	0- 0			
0- 3	0- 0	0- 0	AWAY	0- 3	0- 0	0- 0			
0- 0	0- 0	0- 0	NEUTRAL	0- 0	0- 0	0- 0			

RPI 1-25				RPI 26-50				RPI 51-100				RPI 101+ Team's RPI: 204			
RPI	S	Opponent	Score	RPI	S	Opponent	Score	RPI	S	Opponent	Score	RPI	S	Opponent	Score
17	H	Duke	59 82	32	H	Michigan	53 62	82	H	Fordham	41 48	120	H	Appalachian St.	73 77
				37	H	Duquesne	54 56	84	A	Charlotte	55 67	138	H	High Point	77 48
				45	A	Virginia	45 54	90	A	Richmond	63 73	144	H	Wright St.	65 66
				48	A	Middle Tenn.	48 63	100	A	Butler	67 71	146	H	Bucknell	71 62
												166	A	Indiana	55 66
												184	A	Cincinnati	69 67
												279	N	Northern Ill.	66 54
												285	H	Morehead St.	73 58
												290	H	UNC Wilmington	62 52
												295	H	Ohio	62 68
LAST 12 Division I GAMES:															
				90	A	Richmond	63 73	45	A	Virginia	45 54				
				82	H	Fordham	41 48	279	N	Northern Ill.	66 54				
				84	A	Charlotte	55 67	166	A	Indiana	55 66				
				100	A	Butler	67 71	290	H	UNC Wilmington	62 52				
				37	H	Duquesne	54 56	144	H	Wright St.	65 66				
				295	H	Ohio	62 68	48	A	Middle Tenn.	48 63				

Non-Div I Games:

Xavier

Average RPI Win:	207	WON-LOST	WINNING	LAST 10	STRENGTH OF	OPP. STRENGTH	TEAM	ADJ.	CONF.	ADJ CONF.
Average RPI Loss:	131	RECORD	PCT. RANK	GAMES	SCHEDULE	OF SCHEDULE	RPI	RPI	RPI	RPI
DIV. I ONLY	6- 10	239	5- 5	74	202	165	165	19	19	
DIV. I NON-CONF.	5- 9	239	4- 6	60	187	162	162	18	18	
TOTALS	RPI 1-25	RPI 26-50	W-L RECORDS	RPI 51-100	RPI 101-150	RPI 150+				
6- 10	0- 1	0- 2	OVERALL	1- 2	1- 1	4- 4				
3- 4	0- 0	0- 1	HOME	1- 1	1- 0	1- 2				
3- 6	0- 1	0- 1	AWAY	0- 1	0- 1	3- 2				
0- 0	0- 0	0- 0	NEUTRAL	0- 0	0- 0	0- 0				
5- 9	0- 1	0- 2	NON-CONFERENCE	1- 2	1- 1	3- 3				
3- 3	0- 0	0- 1	HOME	1- 1	1- 0	1- 1				
2- 6	0- 1	0- 1	AWAY	0- 1	0- 1	2- 2				
0- 0	0- 0	0- 0	NEUTRAL	0- 0	0- 0	0- 0				
1- 1	0- 0	0- 0	CONFERENCE	0- 0	0- 0	1- 1				
0- 1	0- 0	0- 0	HOME	0- 0	0- 0	0- 1				
1- 0	0- 0	0- 0	AWAY	0- 0	0- 0	1- 0				
0- 0	0- 0	0- 0	NEUTRAL	0- 0	0- 0	0- 0				

RPI 1-25				RPI 26-50				RPI 51-100				RPI 101+ Team's RPI: 165			
RPI	S	Opponent	Score	RPI	S	Opponent	Score	RPI	S	Opponent	Score	RPI	S	Opponent	Score
24	A	DePaul	80 95	39	A	Georgetown	67 90	59	H	Quinnipiac	62 89	131	A	Sacred Heart	62 67
				44	H	Marist	50 62	82	H	Fordham	67 53	146	H	Bucknell	82 62
								99	A	Northwestern	75 83	169	H	Houston	84 82
												201	A	Army	47 53
												208	A	Holy Cross	71 87
												241	H	New Hampshire	51 57
												266	A	St. Francis Brooklyn	66 62
												267	A	Brown	59 47
												267	H	Brown	67 68
												309	A	Bryant	78 65
LAST 12 Division I GAMES:															
267	A	Brown	59 47	44	H	Marist	50 62	266	A	St. Francis Brooklyn	66 62	82	H	Fordham	67 53
267	H	Brown	67 68	266	A	St. Francis Brooklyn	66 62	201	A	Army	47 53	59	H	Quinnipiac	62 89
309	A	Bryant	78 65	82	H	Fordham	67 53	99	A	Northwestern	75 83				
146	H	Bucknell	82 62	201	A	Army	47 53								
131	A	Sacred Heart	62 67	59	H	Quinnipiac	62 89								
39	A	Georgetown	67 90	99	A	Northwestern	75 83								

Non-Div I Games:

Yale

Average RPI Win:	209	WON-LOST	WINNING	LAST 10	STRENGTH OF	OPP. STRENGTH	TEAM	ADJ.	CONF.	ADJ CONF.
Average RPI Loss:	143	RECORD	PCT. RANK	GAMES	SCHEDULE	OF SCHEDULE	RPI	RPI	RPI	RPI
DIV. I ONLY	12- 5	63	6- 3	156	212	72	72	12	12	
DIV. I NON-CONF.	9- 3	55	4- 2	149	263	57	57	12	12	
TOTALS	RPI 1-25	RPI 26-50	W-L RECORDS	RPI 51-100	RPI 101-150	RPI 150+				
12- 5	0- 1	0- 0	OVERALL	0- 1	2- 0	10- 3				
6- 1	0- 1	0- 0	HOME	0- 0	1- 0	5- 0				
6- 4	0- 0	0- 0	AWAY	0- 1	1- 0	5- 3				
0- 0	0- 0	0- 0	NEUTRAL	0- 0	0- 0	0- 0				
9- 3	0- 0	0- 0	NON-CONFERENCE	0- 1	2- 0	7- 2				
4- 0	0- 0	0- 0	HOME	0- 0	1- 0	3- 0				
5- 3	0- 0	0- 0	AWAY	0- 1	1- 0	4- 2				
0- 0	0- 0	0- 0	NEUTRAL	0- 0	0- 0	0- 0				
3- 2	0- 1	0- 0	CONFERENCE	0- 0	0- 0	3- 1				
2- 1	0- 1	0- 0	HOME	0- 0	0- 0	2- 0				
1- 1	0- 0	0- 0	AWAY	0- 0	0- 0	1- 1				
0- 0	0- 0	0- 0	NEUTRAL	0- 0	0- 0	0- 0				

RPI	S	Opponent	Score	RPI	S	Opponent	Score	RPI	S	Opponent	Score	RPI	S	Opponent	Score
18	H	Green Bay	41 59					54	A	West Virginia	57 90	114	A	Miami (OH)	76 56
												146	H	Bucknell	69 51
												154	A	IUPUI	58 57
												161	H	Akron	80 71
												180	A	Cleveland St.	72 63
												184	A	Cincinnati	46 57
												193	A	Pittsburgh	64 50
												211	A	Valparaiso	59 67
												222	H	Stony Brook	76 43
												228	H	Milwaukee	67 50
												242	A	VCU	58 45
												246	A	Northern Ky.	64 66
												276	A	Buffalo	60 50
												287	H	Loyola Chicago	75 38
												309	H	Bryant	75 59
LAST 12 Division I GAMES:															
287	H	Loyola Chicago	75 38	146	H	Bucknell	69 51								
180	A	Cleveland St.	72 63	161	H	Akron	80 71								
18	H	Green Bay	41 59	54	A	West Virginia	57 90								
228	H	Milwaukee	67 50	184	A	Cincinnati	46 57								
211	A	Valparaiso	59 67	154	A	IUPUI	58 57								
242	A	VCU	58 45	222	H	Stony Brook	76 43								

Non-Div I Games: Wilmington (OH) 83 52

Youngstown St.